

Average RPI Win:	280	WON-LOST	WINNING	LAST 10	STRENGTH OF	OPP. STRENGTH	TEAM	ADJ.	CONF.	ADJ CONF.
Average RPI Loss:	176	RECORD	PCT. RANK	GAMES	SCHEDULE	OF SCHEDULE	RPI	RPI	RPI	RPI
DIV. I ONLY	8- 9	188	1- 0	312	296	267	267	25	25	
DIV. I NON-CONF.	2- 5	264	0- 0	252	251	282	282	23	23	
TOTALS	RPI 1-25	RPI 26-50	W-L RECORDS	RPI 51-100	RPI 101-150	RPI 150+				
8- 9	0- 0	0- 0	OVERALL	0- 1	0- 1	8- 7				
4- 4	0- 0	0- 0	HOME	0- 0	0- 0	4- 4				
3- 4	0- 0	0- 0	AWAY	0- 1	0- 1	3- 2				
1- 1	0- 0	0- 0	NEUTRAL	0- 0	0- 0	1- 1				
2- 5	0- 0	0- 0	NON-CONFERENCE	0- 0	0- 1	2- 4				
0- 3	0- 0	0- 0	HOME	0- 0	0- 0	0- 3				
1- 1	0- 0	0- 0	AWAY	0- 0	0- 1	1- 0				
1- 1	0- 0	0- 0	NEUTRAL	0- 0	0- 0	1- 1				
6- 4	0- 0	0- 0	CONFERENCE	0- 1	0- 0	6- 3				
4- 1	0- 0	0- 0	HOME	0- 0	0- 0	4- 1				
2- 3	0- 0	0- 0	AWAY	0- 1	0- 0	2- 2				
0- 0	0- 0	0- 0	NEUTRAL	0- 0	0- 0	0- 0				

RPI 1-25			RPI 26-50			RPI 51-100			RPI 101+			Team's RPI: 267
RPI	S	Opponent	Score	RPI	S	Opponent	Score	RPI	S	Opponent	Score	
						59 A Lamar University	58 76	135 A Texas Tech			61 78	
								166 H New Mexico St.			65 67	
								167 H Abilene Christian			68 72	
								180 A Nicholls St.			55 85	
								181 H Texas St.			53 60	
								187 H Sam Houston St.			76 61	
								199 N Prairie View			59 67	
								217 A UTRGV			59 49	
								217 H UTRGV			57 70	
								252 N Louisiana			64 63	
								276 A Southeastern La.			45 56	
								287 A Central Ark.			73 65	
								317 H New Orleans			57 51	
								318 H Incarnate Word			57 49	
								332 A Houston Baptist			70 56	
								333 H Northwestern St.			79 55	
LAST 12 Division I GAMES:												
318	H	Incarnate Word	57 49	187	H	Sam Houston St.	76 61					
276	A	Southeastern La.	45 56	333	H	Northwestern St.	79 55					
332	A	Houston Baptist	70 56	59	A	Lamar University	58 76					
167	H	Abilene Christian	68 72	287	A	Central Ark.	73 65					
180	A	Nicholls St.	55 85	166	H	New Mexico St.	65 67					
317	H	New Orleans	57 51	217	H	UTRGV	57 70					

Non-Div I Games: Schreiner 64 34 UNKNOWN 78 40 Tex. A&M Int'l 84 36 Texas Lutheran 73 49 A&M-Corpus Christi

Loss, Non-Conf, S Site, H Home A Away N Neutral

Average RPI Win:	271	WON-LOST	WINNING	LAST 10	STRENGTH OF	OPP. STRENGTH	TEAM	ADJ.	CONF.	ADJ CONF.
Average RPI Loss:	126	RECORD	PCT. RANK	GAMES	SCHEDULE	OF SCHEDULE	RPI	RPI	RPI	RPI
DIV. I ONLY	10- 8	140	0- 1	221	277	167	167	25	25	
DIV. I NON-CONF.	3- 4	199	0- 0	108	150	115	115	23	23	
TOTALS	RPI 1-25	RPI 26-50	W-L RECORDS	RPI 51-100	RPI 101-150	RPI 150+				
10- 8	0- 0	0- 0	OVERALL	0- 4	0- 2	10- 2				
2- 4	0- 0	0- 0	HOME	0- 3	0- 0	2- 1				
7- 4	0- 0	0- 0	AWAY	0- 1	0- 2	7- 1				
1- 0	0- 0	0- 0	NEUTRAL	0- 0	0- 0	1- 0				
3- 4	0- 0	0- 0	NON-CONFERENCE	0- 2	0- 2	3- 0				
0- 1	0- 0	0- 0	HOME	0- 1	0- 0	0- 0				
2- 3	0- 0	0- 0	AWAY	0- 1	0- 2	2- 0				
1- 0	0- 0	0- 0	NEUTRAL	0- 0	0- 0	1- 0				
7- 4	0- 0	0- 0	CONFERENCE	0- 2	0- 0	7- 2				
2- 3	0- 0	0- 0	HOME	0- 2	0- 0	2- 1				
5- 1	0- 0	0- 0	AWAY	0- 0	0- 0	5- 1				
0- 0	0- 0	0- 0	NEUTRAL	0- 0	0- 0	0- 0				

RPI 1-25				RPI 26-50				RPI 51-100				RPI 101+ Team's RPI: 167					
RPI	S	Opponent	Score	RPI	S	Opponent	Score	RPI	S	Opponent	Score	RPI	S	Opponent	Score		
								53	H	SFA	55	71	135	A	Texas Tech	54	105
								59	H	Lamar University	60	63	147	A	Tulsa	63	75
								70	A	FGCU	65	81	166	A	New Mexico St.	58	46
								82	H	Arkansas	68	80	187	A	Sam Houston St.	91	79
													187	H	Sam Houston St.	63	72
													220	N	Texas Southern	81	39
													266	A	UTEP	70	69
													267	A	A&M-Corpus Christi	72	68
													276	A	Southeastern La.	71	74
													287	H	Central Ark.	77	70
													317	A	New Orleans	59	52
													330	H	McNeese	109	52
													332	A	Houston Baptist	72	62
													333	A	Northwestern St.	72	63
LAST 12 Division I GAMES:																	
				187	H	Sam Houston St.	63	72					332	A	Houston Baptist	72	62
				59	H	Lamar University	60	63					276	A	Southeastern La.	71	74
				267	A	A&M-Corpus Christi	72	68					330	H	McNeese	109	52
				287	H	Central Ark.	77	70					187	A	Sam Houston St.	91	79
				53	H	SFA	55	71					317	A	New Orleans	59	52
				333	A	Northwestern St.	72	63					135	A	Texas Tech	54	105

Non-Div I Games: Eastern N.M. 78 46 Southwest (NM) 90 47 Howard Payne 98 43 Schreiner 90 43 Abilene Christian

Loss, Non-Conf, S Site, H Home A Away N Neutral

Average RPI Win:	251	WON-LOST	WINNING	LAST 10	STRENGTH OF	OPP. STRENGTH	TEAM	ADJ.	CONF.	ADJ CONF.
Average RPI Loss:	141	RECORD	PCT. RANK	GAMES	SCHEDULE	OF SCHEDULE	RPI	RPI	RPI	RPI
DIV. I ONLY	7- 14	256	0- 1	185	159	251	251	15	15	
DIV. I NON-CONF.	3- 7	256	0- 0	120	234	220	220	13	13	
TOTALS	RPI 1-25	RPI 26-50	W-L RECORDS	RPI 51-100	RPI 101-150	RPI 150+				
7- 14	0- 1	0- 2	OVERALL	0- 2	1- 1	6- 8				
6- 3	0- 0	0- 0	HOME	0- 0	1- 0	5- 3				
1- 11	0- 1	0- 2	AWAY	0- 2	0- 1	1- 5				
0- 0	0- 0	0- 0	NEUTRAL	0- 0	0- 0	0- 0				
3- 7	0- 1	0- 0	NON-CONFERENCE	0- 1	1- 1	2- 4				
2- 2	0- 0	0- 0	HOME	0- 0	1- 0	1- 2				
1- 5	0- 1	0- 0	AWAY	0- 1	0- 1	1- 2				
0- 0	0- 0	0- 0	NEUTRAL	0- 0	0- 0	0- 0				
4- 7	0- 0	0- 2	CONFERENCE	0- 1	0- 0	4- 4				
4- 1	0- 0	0- 0	HOME	0- 0	0- 0	4- 1				
0- 6	0- 0	0- 2	AWAY	0- 1	0- 0	0- 3				
0- 0	0- 0	0- 0	NEUTRAL	0- 0	0- 0	0- 0				

RPI 1-25				RPI 26-50				RPI 51-100				RPI 101+ Team's RPI: 251			
RPI	S	Opponent	Score	RPI	S	Opponent	Score	RPI	S	Opponent	Score	RPI	S	Opponent	Score
4	A	Oregon	36 82	47	A	Wyoming	60 80	65	A	Boise St.	48 79	104	H	Northern Colo.	69 57
				48	A	New Mexico	57 78	78	A	Northeastern	41 54	111	A	Minnesota	50 67
												161	A	Portland	60 79
												169	A	Denver	66 92
												202	A	San Diego St.	61 70
												202	H	San Diego St.	75 66
												203	H	George Mason	71 78
												206	H	Navy	47 54
												216	A	UNLV	56 66
												219	H	Utah St.	44 48
												233	H	Nevada	79 74
												250	A	Colorado St.	48 55
												250	H	Colorado St.	63 48
												302	A	Army West Point	71 60
												324	H	San Jose St.	88 77
												344	H	Fairleigh Dickinson	85 37
LAST 12 Division I GAMES:															
				47	A	Wyoming	60 80	216	A	UNLV	56 66				
				250	A	Colorado St.	48 55	202	A	San Diego St.	61 70				
				202	H	San Diego St.	75 66	250	H	Colorado St.	63 48				
				324	H	San Jose St.	88 77	219	H	Utah St.	44 48				
				65	A	Boise St.	48 79	48	A	New Mexico	57 78				
				233	H	Nevada	79 74	4	A	Oregon	36 82				

Non-Div I Games: Western St. 72 54

Air Force

■ Loss,
■ Non-Conf, S Site,
■ Home
■ Away
N Neutral

Average RPI Win:	256	WON-LOST	WINNING	LAST 10	STRENGTH OF	OPP. STRENGTH	TEAM	ADJ.	CONF.	ADJ CONF.
Average RPI Loss:	78	RECORD	PCT. RANK	GAMES	SCHEDULE	OF SCHEDULE	RPI	RPI	RPI	RPI
DIV. I ONLY	12- 8	118	1- 0	196	173	138	138	7	7	
DIV. I NON-CONF.	8- 2	52	0- 0	320	295	159	159	8	8	
TOTALS	RPI 1-25	RPI 26-50	W-L RECORDS	RPI 51-100	RPI 101-150	RPI 150+				
12- 8	0- 1	0- 3	OVERALL	1- 2	0- 1	11- 1				
6- 2	0- 0	0- 1	HOME	1- 0	0- 0	5- 1				
2- 6	0- 1	0- 2	AWAY	0- 2	0- 1	2- 0				
4- 0	0- 0	0- 0	NEUTRAL	0- 0	0- 0	4- 0				
8- 2	0- 0	0- 1	NON-CONFERENCE	0- 0	0- 1	8- 0				
3- 1	0- 0	0- 1	HOME	0- 0	0- 0	3- 0				
1- 1	0- 0	0- 0	AWAY	0- 0	0- 1	1- 0				
4- 0	0- 0	0- 0	NEUTRAL	0- 0	0- 0	4- 0				
4- 6	0- 1	0- 2	CONFERENCE	1- 2	0- 0	3- 1				
3- 1	0- 0	0- 0	HOME	1- 0	0- 0	2- 1				
1- 5	0- 1	0- 2	AWAY	0- 2	0- 0	1- 0				
0- 0	0- 0	0- 0	NEUTRAL	0- 0	0- 0	0- 0				

RPI	S	Opponent	Score	RPI	S	Opponent	Score	RPI	S	Opponent	Score	RPI	S	Opponent	Score	Team's RPI: 138
24	A	Buffalo	72 91	26	A	Central Mich.	71 94	85	A	Kent St.	58 73	128	A	Youngstown St.	61 72	
				32	A	Ohio	70 92	87	H	Toledo	70 64	184	H	Eastern Mich.	60 72	
				44	H	Butler	47 63	97	A	Northern Ill.	59 70	210	H	St. Bonaventure	67 58	
												231	A	N.C. A&T	49 36	
												232	H	Bowling Green	74 71	
												266	N	UTEP	64 57	
												279	N	Northern Ky.	77 60	
												280	H	Canisius	62 53	
												283	A	Western Mich.	72 59	
												283	H	Western Mich.	69 62	
												298	N	Jackson St.	74 57	
												301	N	Oakland	85 65	
												327	H	Eastern Ky.	63 54	
LAST 12 Division I GAMES:																
283	H	Western Mich.	69 62	184	H	Eastern Mich.	60 72									
32	A	Ohio	70 92	232	H	Bowling Green	74 71									
85	A	Kent St.	58 73	283	A	Western Mich.	72 59									
87	H	Toledo	70 64	26	A	Central Mich.	71 94									
24	A	Buffalo	72 91	266	N	UTEP	64 57									
97	A	Northern Ill.	59 70	298	N	Jackson St.	74 57									

Non-Div I Games: Malone 63 44

Akron

■ Loss,
 ■ Non-Conf, S Site,
 ■ Home
 ■ Away
 N Neutral

Alabama

Through Games Of Feb. 10, 2019

Average RPI Win:	173	WON-LOST	WINNING	LAST 10	STRENGTH OF	OPP. STRENGTH	TEAM	ADJ.	CONF.	ADJ CONF.
Average RPI Loss:	76	RECORD	PCT. RANK	GAMES	SCHEDULE	OF SCHEDULE	RPI	RPI	RPI	RPI
DIV. I ONLY	11- 12	171	0- 1	56	71	129	129	5	5	
DIV. I NON-CONF.	8- 5	120	0- 1	119	148	123	123	5	5	
TOTALS	RPI 1-25	RPI 26-50	W-L RECORDS	RPI 51-100	RPI 101-150	RPI 150+				
11- 12	0- 4	0- 1	OVERALL	3- 3	2- 2	6- 2				
8- 4	0- 1	0- 0	HOME	2- 2	1- 1	5- 0				
2- 5	0- 2	0- 1	AWAY	0- 1	1- 0	1- 1				
1- 3	0- 1	0- 0	NEUTRAL	1- 0	0- 1	0- 1				
8- 5	0- 1	0- 1	NON-CONFERENCE	2- 0	1- 2	5- 1				
6- 1	0- 0	0- 0	HOME	1- 0	1- 1	4- 0				
1- 1	0- 0	0- 1	AWAY	0- 0	0- 0	1- 0				
1- 3	0- 1	0- 0	NEUTRAL	1- 0	0- 1	0- 1				
3- 7	0- 3	0- 0	CONFERENCE	1- 3	1- 0	1- 1				
2- 3	0- 1	0- 0	HOME	1- 2	0- 0	1- 0				
1- 4	0- 2	0- 0	AWAY	0- 1	1- 0	0- 1				
0- 0	0- 0	0- 0	NEUTRAL	0- 0	0- 0	0- 0				

RPI 1-25				RPI 26-50				RPI 51-100				RPI 101+ Team's RPI: 129			
RPI	S	Opponent	Score	RPI	S	Opponent	Score	RPI	S	Opponent	Score	RPI	S	Opponent	Score
6	H	Mississippi St.	49 65	50	A	Utah	62 72	52	H	Auburn	56 66	103	A	Georgia	58 53
15	A	South Carolina	59 62					55	H	LSU	56 62	108	H	South Alabama	67 72
20	A	Texas A&M	43 70					57	H	Clemson	76 56	144	H	Tulane	69 58
22	N	Miami (FL)	74 101					61	H	Tennessee	86 65	147	N	Tulsa	73 80
								82	A	Arkansas	61 72	152	N	Louisiana Tech	62 79
								98	N	Virginia	64 52	205	A	SMU	62 61
												207	A	Florida	55 57
												207	H	Florida	74 67
												211	H	Grambling	73 55
												212	H	Stetson	59 47
												276	H	Southeastern La.	88 40
												333	H	Northwestern St.	87 73
LAST 12 Division I GAMES:															
152	N	Louisiana Tech	62 79	61	H	Tennessee	86 65								
207	A	Florida	55 57	20	A	Texas A&M	43 70								
6	H	Mississippi St.	49 65	52	H	Auburn	56 66								
103	A	Georgia	58 53	15	A	South Carolina	59 62								
82	A	Arkansas	61 72	207	H	Florida	74 67								
55	H	LSU	56 62	22	N	Miami (FL)	74 101								

Non-Div I Games:

Alabama

■ Loss,
 ■ Non-Conf,
 S Site,
 ■ Home
 ■ Away
 N Neutral

Alabama A&M

Through Games Of Feb. 10, 2019

Average RPI Win:	298	WON-LOST	WINNING	LAST 10	STRENGTH OF	OPP. STRENGTH	TEAM	ADJ.	CONF.	ADJ CONF.
Average RPI Loss:	207	RECORD	PCT. RANK	GAMES	SCHEDULE	OF SCHEDULE	RPI	RPI	RPI	RPI
DIV. I ONLY	10- 11	180	1- 0	350	325	299	299	29	29	
DIV. I NON-CONF.	5- 6	177	0- 0	310	325	267	267	27	27	
TOTALS	RPI 1-25	RPI 26-50	W-L RECORDS	RPI 51-100	RPI 101-150	RPI 150+				
10- 11	0- 0	0- 0	OVERALL	0- 0	0- 2	10- 9				
5- 5	0- 0	0- 0	HOME	0- 0	0- 0	5- 5				
4- 6	0- 0	0- 0	AWAY	0- 0	0- 2	4- 4				
1- 0	0- 0	0- 0	NEUTRAL	0- 0	0- 0	1- 0				
5- 6	0- 0	0- 0	NON-CONFERENCE	0- 0	0- 2	5- 4				
2- 2	0- 0	0- 0	HOME	0- 0	0- 0	2- 2				
2- 4	0- 0	0- 0	AWAY	0- 0	0- 2	2- 2				
1- 0	0- 0	0- 0	NEUTRAL	0- 0	0- 0	1- 0				
5- 5	0- 0	0- 0	CONFERENCE	0- 0	0- 0	5- 5				
3- 3	0- 0	0- 0	HOME	0- 0	0- 0	3- 3				
2- 2	0- 0	0- 0	AWAY	0- 0	0- 0	2- 2				
0- 0	0- 0	0- 0	NEUTRAL	0- 0	0- 0	0- 0				

RPI 1-25			RPI 26-50			RPI 51-100			RPI 101+ Team's RPI: 299		
RPI	S	Opponent	Score	RPI	S	Opponent	Score	RPI	S	Opponent	Score
								119	A	Kansas	54 65
								125	A	UAB	47 82
								168	H	Southern U.	50 54
								186	A	Illinois	60 88
								199	A	Prairie View	65 77
								201	H	Jacksonville St.	48 55
								211	H	Grambling	51 63
								220	A	Texas Southern	45 53
								242	N	Jacksonville	65 60
								243	H	Alabama St.	46 60
								275	A	North Florida	63 62
								276	H	Southeastern La.	51 48
								282	A	Murray St.	59 53
								286	A	Austin Peay	58 75
								290	H	Tennessee St.	67 57
								298	H	Jackson St.	58 55
								309	A	Mississippi Val.	80 60
								309	H	Mississippi Val.	78 70
								322	H	Lipscomb	58 62
								346	A	Ark.-Pine Bluff	78 52
								350	H	Alcorn	87 69
LAST 12 Division I GAMES:											
309	H	Mississippi Val.	78 70	346	A	Ark.-Pine Bluff	78 52				
220	A	Texas Southern	45 53	309	A	Mississippi Val.	80 60				
199	A	Prairie View	65 77	211	H	Grambling	51 63				
350	H	Alcorn	87 69	298	H	Jackson St.	58 55				
168	H	Southern U.	50 54	242	N	Jacksonville	65 60				
243	H	Alabama St.	46 60	275	A	North Florida	63 62				

Non-Div I Games:

Alabama A&M

■ Loss,
 ■ Non-Conf, S Site,
 ■ Home
 ■ Away
 N Neutral

Average RPI Win:	290	WON-LOST	WINNING	LAST 10	STRENGTH OF	OPP. STRENGTH	TEAM	ADJ.	CONF.	ADJ CONF.
Average RPI Loss:	135	RECORD	PCT. RANK	GAMES	SCHEDULE	OF SCHEDULE	RPI	RPI	RPI	RPI
DIV. I ONLY	7- 13	250	1- 0	193	298	243	243	29	29	
DIV. I NON-CONF.	0- 10	336	0- 0	15	167	235	235	27	27	
TOTALS	RPI 1-25	RPI 26-50	W-L RECORDS	RPI 51-100	RPI 101-150	RPI 150+				
7- 13	0- 1	0- 2	OVERALL	0- 2	0- 3	7- 5				
4- 4	0- 1	0- 0	HOME	0- 0	0- 1	4- 2				
3- 9	0- 0	0- 2	AWAY	0- 2	0- 2	3- 3				
0- 0	0- 0	0- 0	NEUTRAL	0- 0	0- 0	0- 0				
0- 10	0- 1	0- 2	NON-CONFERENCE	0- 2	0- 3	0- 2				
0- 3	0- 1	0- 0	HOME	0- 0	0- 1	0- 1				
0- 7	0- 0	0- 2	AWAY	0- 2	0- 2	0- 1				
0- 0	0- 0	0- 0	NEUTRAL	0- 0	0- 0	0- 0				
7- 3	0- 0	0- 0	CONFERENCE	0- 0	0- 0	7- 3				
4- 1	0- 0	0- 0	HOME	0- 0	0- 0	4- 1				
3- 2	0- 0	0- 0	AWAY	0- 0	0- 0	3- 2				
0- 0	0- 0	0- 0	NEUTRAL	0- 0	0- 0	0- 0				

RPI 1-25				RPI 26-50				RPI 51-100				RPI 101+ Team's RPI: 243			
RPI	S	Opponent	Score	RPI	S	Opponent	Score	RPI	S	Opponent	Score	RPI	S	Opponent	Score
15	H	South Carolina	38 94	27	A	Kentucky	35 87	52	A	Auburn	50 83	108	A	South Alabama	65 77
				43	A	Georgia Tech	42 69	81	A	Troy	46 116	125	H	UAB	47 62
												141	A	North Ala.	42 68
												168	H	Southern U.	78 61
												173	A	Xavier	58 87
												199	A	Prairie View	59 71
												211	H	Grambling	72 80
												220	A	Texas Southern	58 51
												269	H	Samford	51 60
												298	H	Jackson St.	74 67
												299	A	Alabama A&M	60 46
												309	A	Mississippi Val.	62 64
												346	A	Ark.-Pine Bluff	58 56
												346	H	Ark.-Pine Bluff	73 52
												350	H	Alcorn	76 63
LAST 12 Division I GAMES:															
346	H	Ark.-Pine Bluff	73 52	309	A	Mississippi Val.	62 64								
199	A	Prairie View	59 71	346	A	Ark.-Pine Bluff	58 56								
220	A	Texas Southern	58 51	298	H	Jackson St.	74 67								
168	H	Southern U.	78 61	211	H	Grambling	72 80								
350	H	Alcorn	76 63	52	A	Auburn	50 83								
299	A	Alabama A&M	60 46	173	A	Xavier	58 87								

Non-Div I Games: Mobile 69 63

Alabama St.

■ Loss,
 ■ Non-Conf,
 ■ S Site,
 ■ Home
 ■ A Away
 N Neutral

Albany (NY)

Through Games Of Feb. 10, 2019

Average RPI Win:	272	WON-LOST	WINNING	LAST 10	STRENGTH OF	OPP. STRENGTH	TEAM	ADJ.	CONF.	ADJ CONF.
Average RPI Loss:	186	RECORD	PCT. RANK	GAMES	SCHEDULE	OF SCHEDULE	RPI	RPI	RPI	RPI
DIV. I ONLY	10- 13	209	1- 0	268	276	238	238	23	23	
DIV. I NON-CONF.	3- 10	278	0- 0	242	299	291	291	25	25	
TOTALS	RPI 1-25	RPI 26-50	W-L RECORDS	RPI 51-100	RPI 101-150	RPI 150+				
10- 13	0- 1	0- 0	OVERALL	0- 2	0- 3	10- 7				
6- 4	0- 0	0- 0	HOME	0- 0	0- 1	6- 3				
4- 9	0- 1	0- 0	AWAY	0- 2	0- 2	4- 4				
0- 0	0- 0	0- 0	NEUTRAL	0- 0	0- 0	0- 0				
3- 10	0- 1	0- 0	NON-CONFERENCE	0- 1	0- 2	3- 6				
1- 4	0- 0	0- 0	HOME	0- 0	0- 1	1- 3				
2- 6	0- 1	0- 0	AWAY	0- 1	0- 1	2- 3				
0- 0	0- 0	0- 0	NEUTRAL	0- 0	0- 0	0- 0				
7- 3	0- 0	0- 0	CONFERENCE	0- 1	0- 1	7- 1				
5- 0	0- 0	0- 0	HOME	0- 0	0- 0	5- 0				
2- 3	0- 0	0- 0	AWAY	0- 1	0- 1	2- 1				
0- 0	0- 0	0- 0	NEUTRAL	0- 0	0- 0	0- 0				

RPI	S	Opponent	Score	RPI	S	Opponent	Score	RPI	S	Opponent	Score	RPI	S	Opponent	Score	Team's RPI: 238
19	A	Rutgers	39 65					51	A	Purdue	41 53	106	A	Hartford	35 82	
								75	A	Maine	65 76	146	H	Marist	56 74	
												149	A	South Fla.	37 74	
												159	A	Stony Brook	54 49	
												208	H	Holy Cross	50 56	
												215	A	Monmouth	56 64	
												258	A	St. Francis Brooklyn	67 60	
												264	A	Columbia	62 58	
												265	A	Binghamton	71 62	
												265	H	Binghamton	61 56	
												273	A	Cornell	34 48	
												277	A	Vermont	39 52	
												277	H	Vermont	65 40	
												280	H	Canisius	42 48	
												297	H	UMBC	64 44	
												303	H	Central Conn. St.	53 60	
												306	H	Manhattan	60 54	
												311	H	New Hampshire	59 41	
												312	A	Lafayette	66 67	
												320	H	UMass Lowell	63 56	
LAST 12 Division I GAMES:																
277	H	Vermont	65 40	320	H	UMass Lowell	63 56									
265	A	Binghamton	71 62	75	A	Maine	65 76									
311	H	New Hampshire	59 41	277	A	Vermont	39 52									
106	A	Hartford	35 82	265	H	Binghamton	61 56									
159	A	Stony Brook	54 49	264	A	Columbia	62 58									
297	H	UMBC	64 44	51	A	Purdue	41 53									

Non-Div I Games:

Albany (NY)

■ Loss,
 ■ Non-Conf, S Site,
 ■ Home
 ■ Away
 N Neutral

Average RPI Win:	265	WON-LOST	WINNING	LAST 10	STRENGTH OF	OPP. STRENGTH	TEAM	ADJ.	CONF.	ADJ CONF.
Average RPI Loss:	240	RECORD	PCT. RANK	GAMES	SCHEDULE	OF SCHEDULE	RPI	RPI	RPI	RPI
DIV. I ONLY	2- 17	336	0- 1	345	339	350	350	29	29	
DIV. I NON-CONF.	0- 9	336	0- 1	292	329	349	349	27	27	
TOTALS	RPI 1-25	RPI 26-50	W-L RECORDS	RPI 51-100	RPI 101-150	RPI 150+				
2- 17	0- 0	0- 1	OVERALL	0- 0	0- 1	2- 15				
2- 6	0- 0	0- 0	HOME	0- 0	0- 0	2- 6				
0- 10	0- 0	0- 1	AWAY	0- 0	0- 1	0- 8				
0- 1	0- 0	0- 0	NEUTRAL	0- 0	0- 0	0- 1				
0- 9	0- 0	0- 1	NON-CONFERENCE	0- 0	0- 1	0- 7				
0- 2	0- 0	0- 0	HOME	0- 0	0- 0	0- 2				
0- 6	0- 0	0- 1	AWAY	0- 0	0- 1	0- 4				
0- 1	0- 0	0- 0	NEUTRAL	0- 0	0- 0	0- 1				
2- 8	0- 0	0- 0	CONFERENCE	0- 0	0- 0	2- 8				
2- 4	0- 0	0- 0	HOME	0- 0	0- 0	2- 4				
0- 4	0- 0	0- 0	AWAY	0- 0	0- 0	0- 4				
0- 0	0- 0	0- 0	NEUTRAL	0- 0	0- 0	0- 0				

RPI S	Opponent	Score	RPI S	Opponent	Score	RPI S	Opponent	Score	RPI S	Opponent	Score	Team's RPI: 350
			42 A	TCU	31 88				125 A	UAB	53 80	
									166 N	New Mexico St.	64 82	
									168 H	Southern U.	54 75	
									193 A	Southern Miss.	47 66	
									199 H	Prairie View	61 82	
									211 A	Grambling	56 61	
									220 H	Texas Southern	53 52	
									243 A	Alabama St.	63 76	
									266 A	UTEP	51 77	
									276 H	Southeastern La.	59 77	
									287 H	Central Ark.	46 57	
									298 A	Jackson St.	66 88	
									298 H	Jackson St.	61 82	
									299 A	Alabama A&M	69 87	
									309 H	Mississippi Val.	73 63	
									325 A	FIU	40 75	
									333 A	Northwestern St.	65 78	
									346 H	Ark.-Pine Bluff	57 59	
LAST 12 Division I GAMES:												
			166 N	New Mexico St.	64 82		309 H	Mississippi Val.	73 63			
			298 H	Jackson St.	61 82		211 A	Grambling	56 61			
			168 H	Southern U.	54 75		298 A	Jackson St.	66 88			
			299 A	Alabama A&M	69 87		199 H	Prairie View	61 82			
			243 A	Alabama St.	63 76		220 H	Texas Southern	53 52			
			346 H	Ark.-Pine Bluff	57 59		42 A	TCU	31 88			

Non-Div I Games: Lane 58 70 Fisk 67 64 Rust 59 78

Alcorn

Loss, Non-Conf, S Site, H Home A Away N Neutral

Average RPI Win:	237	WON-LOST	WINNING	LAST 10	STRENGTH OF	OPP. STRENGTH	TEAM	ADJ.	CONF.	ADJ CONF.
Average RPI Loss:	85	RECORD	PCT. RANK	GAMES	SCHEDULE	OF SCHEDULE	RPI	RPI	RPI	RPI
DIV. I ONLY	14- 8	101	1- 0	124	192	95	95	19	19	
DIV. I NON-CONF.	4- 7	228	0- 0	82	82	174	174	22	22	
TOTALS	RPI 1-25	RPI 26-50	W-L RECORDS	RPI 51-100	RPI 101-150	RPI 150+				
14- 8	0- 1	0- 2	OVERALL	0- 2	2- 2	12- 1				
8- 1	0- 0	0- 1	HOME	0- 0	1- 0	7- 0				
6- 5	0- 0	0- 1	AWAY	0- 1	1- 2	5- 1				
0- 2	0- 1	0- 0	NEUTRAL	0- 1	0- 0	0- 0				
4- 7	0- 1	0- 1	NON-CONFERENCE	0- 2	1- 2	3- 1				
3- 1	0- 0	0- 1	HOME	0- 0	1- 0	2- 0				
1- 4	0- 0	0- 0	AWAY	0- 1	0- 2	1- 1				
0- 2	0- 1	0- 0	NEUTRAL	0- 1	0- 0	0- 0				
10- 1	0- 0	0- 1	CONFERENCE	0- 0	1- 0	9- 0				
5- 0	0- 0	0- 0	HOME	0- 0	0- 0	5- 0				
5- 1	0- 0	0- 1	AWAY	0- 0	1- 0	4- 0				
0- 0	0- 0	0- 0	NEUTRAL	0- 0	0- 0	0- 0				

RPI 1-25				RPI 26-50				RPI 51-100				Team's RPI: 95		RPI 101+			
RPI	S	Opponent	Score	RPI	S	Opponent	Score	RPI	S	Opponent	Score			RPI	S	Opponent	Score
5	N	Stanford	49 71	32	H	Ohio	67 77	70	N	FGCU	71 90			130	A	Penn St.	59 80
				46	A	Bucknell	56 71	98	A	Virginia	54 57			133	A	High Point	61 66
														142	A	Boston U.	64 51
														147	H	Tulsa	68 52
														154	A	Lehigh	61 53
														169	A	Denver	54 83
														203	H	George Mason	86 71
														206	A	Navy	58 45
														208	H	Holy Cross	70 58
														240	A	Hawaii	69 57
														247	A	Colgate	71 66
														247	H	Colgate	76 57
														297	H	UMBC	64 42
														302	A	Army West Point	75 62
														302	H	Army West Point	61 51
														307	H	Loyola Maryland	82 38
														312	H	Lafayette	60 45
LAST 12 Division I GAMES:																	
				302	A	Army West Point	75 62					307	H	Loyola Maryland	82 38		
				247	A	Colgate	71 66					302	H	Army West Point	61 51		
				208	H	Holy Cross	70 58					206	A	Navy	58 45		
				312	H	Lafayette	60 45					247	H	Colgate	76 57		
				142	A	Boston U.	64 51					46	A	Bucknell	56 71		
				154	A	Lehigh	61 53					32	H	Ohio	67 77		

Non-Div I Games:

American

■ Loss,
 ■ Non-Conf,
 ■ S Site,
 ■ H Home
 ■ A Away
 N Neutral

Appalachian St.

Through Games Of Feb. 10, 2019

Average RPI Win:	215	WON-LOST	WINNING	LAST 10	STRENGTH OF	OPP. STRENGTH	TEAM	ADJ.	CONF.	ADJ CONF.
Average RPI Loss:	106	RECORD	PCT. RANK	GAMES	SCHEDULE	OF SCHEDULE	RPI	RPI	RPI	RPI
DIV. I ONLY	12- 10	147	0- 1	123	172	140	140	12	12	
DIV. I NON-CONF.	6- 5	143	0- 0	157	208	133	133	15	15	
TOTALS	RPI 1-25	RPI 26-50	W-L RECORDS	RPI 51-100	RPI 101-150	RPI 150+				
12- 10	0- 1	0- 1	OVERALL	0- 5	2- 1	10- 2				
9- 3	0- 0	0- 0	HOME	0- 3	1- 0	8- 0				
3- 7	0- 1	0- 1	AWAY	0- 2	1- 1	2- 2				
0- 0	0- 0	0- 0	NEUTRAL	0- 0	0- 0	0- 0				
6- 5	0- 1	0- 1	NON-CONFERENCE	0- 1	1- 1	5- 1				
5- 0	0- 0	0- 0	HOME	0- 0	0- 0	5- 0				
1- 5	0- 1	0- 1	AWAY	0- 1	1- 1	0- 1				
0- 0	0- 0	0- 0	NEUTRAL	0- 0	0- 0	0- 0				
6- 5	0- 0	0- 0	CONFERENCE	0- 4	1- 0	5- 1				
4- 3	0- 0	0- 0	HOME	0- 3	1- 0	3- 0				
2- 2	0- 0	0- 0	AWAY	0- 1	0- 0	2- 1				
0- 0	0- 0	0- 0	NEUTRAL	0- 0	0- 0	0- 0				

RPI 1-25				RPI 26-50				RPI 51-100				RPI 101+ Team's RPI: 140			
RPI	S	Opponent	Score	RPI	S	Opponent	Score	RPI	S	Opponent	Score	RPI	S	Opponent	Score
15	A	South Carolina	50 80	43	A	Georgia Tech	53 71	57	A	Clemson	48 87	108	H	South Alabama	71 63
								60	H	Little Rock	59 74	125	A	UAB	61 80
								81	H	Troy	72 83	148	A	Davidson	81 78
								90	A	UT Arlington	94 99	175	H	Arkansas St.	75 67
								90	H	UT Arlington	65 72	181	A	Texas St.	62 49
												181	H	Texas St.	77 56
												188	H	Coastal Caro.	67 53
												191	H	Elon	65 62
												225	H	Marshall	74 52
												246	A	ETSU	64 95
												252	A	Louisiana	55 73
												285	H	Wofford	94 70
												291	H	Col. of Charleston	80 66
												295	A	La.-Monroe	80 58
												313	H	UNC Greensboro	68 65
LAST 12 Division I GAMES:															
				90	H	UT Arlington	65 72	188	H	Coastal Caro.	67 53				
				181	H	Texas St.	77 56	181	A	Texas St.	62 49				
				295	A	La.-Monroe	80 58	90	A	UT Arlington	94 99				
				252	A	Louisiana	55 73	81	H	Troy	72 83				
				60	H	Little Rock	59 74	108	H	South Alabama	71 63				
				175	H	Arkansas St.	75 67	57	A	Clemson	48 87				

Non-Div I Games:

Appalachian St.

■ Loss,
■ Non-Conf, S Site,
■ Home
■ Away
N Neutral

Arizona

Through Games Of Feb. 10, 2019

Average RPI Win:	183	WON-LOST	WINNING	LAST 10	STRENGTH OF	OPP. STRENGTH	TEAM	ADJ.	CONF.	ADJ CONF.
Average RPI Loss:	46	RECORD	PCT. RANK	GAMES	SCHEDULE	OF SCHEDULE	RPI	RPI	RPI	RPI
DIV. I ONLY	15- 8	90	0- 1	119	42	80	80	2	2	
DIV. I NON-CONF.	10- 1	17	0- 0	325	233	130	130	2	2	
TOTALS	RPI 1-25	RPI 26-50	W-L RECORDS	RPI 51-100	RPI 101-150	RPI 150+				
15- 8	1- 3	2- 3	OVERALL	0- 1	3- 1	9- 0				
9- 3	1- 1	2- 1	HOME	0- 1	1- 0	5- 0				
4- 5	0- 2	0- 2	AWAY	0- 0	2- 1	2- 0				
2- 0	0- 0	0- 0	NEUTRAL	0- 0	0- 0	2- 0				
10- 1	0- 0	0- 0	NON-CONFERENCE	0- 1	1- 0	9- 0				
6- 1	0- 0	0- 0	HOME	0- 1	1- 0	5- 0				
2- 0	0- 0	0- 0	AWAY	0- 0	0- 0	2- 0				
2- 0	0- 0	0- 0	NEUTRAL	0- 0	0- 0	2- 0				
5- 7	1- 3	2- 3	CONFERENCE	0- 0	2- 1	0- 0				
3- 2	1- 1	2- 1	HOME	0- 0	0- 0	0- 0				
2- 5	0- 2	0- 2	AWAY	0- 0	2- 1	0- 0				
0- 0	0- 0	0- 0	NEUTRAL	0- 0	0- 0	0- 0				

RPI 1-25				RPI 26-50				RPI 51-100 Team's RPI: 80				RPI 101+			
RPI	S	Opponent	Score	RPI	S	Opponent	Score	RPI	S	Opponent	Score	RPI	S	Opponent	Score
4	A	Oregon	60 93	30	A	Oregon St.	64 86	99	H	Loyola Marymount	64 66	101	H	Idaho St.	71 46
5	H	Stanford	48 78	35	H	California	60 55					122	A	Washington St.	88 90
18	A	Arizona St.	47 60	37	H	UCLA	93 98					136	A	Colorado	69 67
18	H	Arizona St.	51 39	49	H	Southern California	71 68					145	A	Washington	69 59
				50	A	Utah	64 80					161	N	Portland	92 70
												165	H	Montana	100 51
												202	A	San Diego St.	69 60
												234	H	Northern Ariz.	71 47
												261	A	Long Beach St.	70 43
												266	H	UTEP	62 40
												304	H	South Carolina St.	73 32
												318	H	Incarinate Word	84 42
												343	N	Seattle U	84 54
LAST 12 Division I GAMES:															
122	A	Washington St.	88 90	30	A	Oregon St.	64 86								
145	A	Washington	69 59	5	H	Stanford	48 78								
18	A	Arizona St.	47 60	35	H	California	60 55								
37	H	UCLA	93 98	50	A	Utah	64 80								
49	H	Southern California	71 68	136	A	Colorado	69 67								
4	A	Oregon	60 93	18	H	Arizona St.	51 39								

Non-Div I Games:

Arizona

Loss, Non-Conf, S Site, H Home A Away N Neutral

Average RPI Win:	122	WON-LOST	WINNING	LAST 10	STRENGTH OF	OPP. STRENGTH	TEAM	ADJ.	CONF.	ADJ CONF.
Average RPI Loss:	22	RECORD	PCT. RANK	GAMES	SCHEDULE	OF SCHEDULE	RPI	RPI	RPI	RPI
DIV. I ONLY	16- 6	58	1- 0	12	12	18	18	2	2	
DIV. I NON-CONF.	9- 2	43	1- 0	47	15	23	23	2	2	
TOTALS	RPI 1-25	RPI 26-50	W-L RECORDS	RPI 51-100	RPI 101-150	RPI 150+				
16- 6	0- 4	4- 1	OVERALL	3- 1	4- 0	5- 0				
8- 3	0- 2	2- 1	HOME	1- 0	2- 0	3- 0				
6- 2	0- 1	2- 0	AWAY	1- 1	2- 0	1- 0				
2- 1	0- 1	0- 0	NEUTRAL	1- 0	0- 0	1- 0				
9- 2	0- 2	0- 0	NON-CONFERENCE	2- 0	2- 0	5- 0				
5- 1	0- 1	0- 0	HOME	0- 0	2- 0	3- 0				
2- 0	0- 0	0- 0	AWAY	1- 0	0- 0	1- 0				
2- 1	0- 1	0- 0	NEUTRAL	1- 0	0- 0	1- 0				
7- 4	0- 2	4- 1	CONFERENCE	1- 1	2- 0	0- 0				
3- 2	0- 1	2- 1	HOME	1- 0	0- 0	0- 0				
4- 2	0- 1	2- 0	AWAY	0- 1	2- 0	0- 0				
0- 0	0- 0	0- 0	NEUTRAL	0- 0	0- 0	0- 0				

RPI 1-25				Team's RPI: 18	RPI 26-50				RPI 51-100				RPI 101+			
RPI	S	Opponent	Score		RPI	S	Opponent	Score	RPI	S	Opponent	Score	RPI	S	Opponent	Score
2	H	Baylor	59 65		30	A	Oregon St.	79 76	54	N	Kansas St.	65 51	114	H	Fresno St.	68 52
3	N	Louisville	56 58		35	H	California	62 61	80	A	Arizona	39 51	122	A	Washington St.	61 46
4	A	Oregon	71 77		37	H	UCLA	59 61	80	H	Arizona	60 47	136	A	Colorado	76 70
5	H	Stanford	65 72		49	H	Southern California	68 59	82	A	Arkansas	88 85	147	H	Tulsa	70 52
					50	A	Utah	65 63					152	H	Louisiana Tech	80 44
LAST 12 Division I GAMES:																
147	H	Tulsa	70 52		4	A	Oregon	71 77								
122	A	Washington St.	61 46		35	H	California	62 61								
80	H	Arizona	60 47		5	H	Stanford	65 72								
49	H	Southern California	68 59		136	A	Colorado	76 70								
37	H	UCLA	59 61		50	A	Utah	65 63								
30	A	Oregon St.	79 76		80	A	Arizona	39 51								

Non-Div I Games:

Arizona St.

Average RPI Win:	350	WON-LOST	WINNING	LAST 10	STRENGTH OF	OPP. STRENGTH	TEAM	ADJ.	CONF.	ADJ CONF.
Average RPI Loss:	215	RECORD	PCT. RANK	GAMES	SCHEDULE	OF SCHEDULE	RPI	RPI	RPI	RPI
DIV. I ONLY	1- 12	346	0- 0	323	326	346	346	29	29	
DIV. I NON-CONF.	0- 3	336	0- 0	19	204	256	256	27	27	
TOTALS	RPI 1-25	RPI 26-50	W-L RECORDS	RPI 51-100	RPI 101-150	RPI 150+				
1- 12	0- 0	0- 1	OVERALL	0- 0	0- 1	1- 10				
0- 5	0- 0	0- 0	HOME	0- 0	0- 0	0- 5				
1- 7	0- 0	0- 1	AWAY	0- 0	0- 1	1- 5				
0- 0	0- 0	0- 0	NEUTRAL	0- 0	0- 0	0- 0				
0- 3	0- 0	0- 1	NON-CONFERENCE	0- 0	0- 1	0- 1				
0- 0	0- 0	0- 0	HOME	0- 0	0- 0	0- 0				
0- 3	0- 0	0- 1	AWAY	0- 0	0- 1	0- 1				
0- 0	0- 0	0- 0	NEUTRAL	0- 0	0- 0	0- 0				
1- 9	0- 0	0- 0	CONFERENCE	0- 0	0- 0	1- 9				
0- 5	0- 0	0- 0	HOME	0- 0	0- 0	0- 5				
1- 4	0- 0	0- 0	AWAY	0- 0	0- 0	1- 4				
0- 0	0- 0	0- 0	NEUTRAL	0- 0	0- 0	0- 0				

RPI 1-25			RPI 26-50			RPI 51-100			RPI 101+			Team's RPI: 346
RPI	S	Opponent	Score	RPI	S	Opponent	Score	RPI	S	Opponent	Score	
				30	A	Oregon St.	33 89					
								111	A	Minnesota	42 84	
								168	A	Southern U.	41 73	
								199	H	Prairie View	41 80	
								211	A	Grambling	57 77	
								220	H	Texas Southern	58 59	
								243	A	Alabama St.	52 73	
								243	H	Alabama St.	56 58	
								248	A	Wichita St.	39 76	
								298	A	Jackson St.	41 60	
								299	H	Alabama A&M	52 78	
								309	H	Mississippi Val.	56 62	
								350	A	Alcorn	59 57	
LAST 12 Division I GAMES:												
243	A	Alabama St.	52 73	168	A	Southern U.	41 73					
298	A	Jackson St.	41 60	299	H	Alabama A&M	52 78					
211	A	Grambling	57 77	243	H	Alabama St.	56 58					
199	H	Prairie View	41 80	309	H	Mississippi Val.	56 62					
220	H	Texas Southern	58 59	111	A	Minnesota	42 84					
350	A	Alcorn	59 57	30	A	Oregon St.	33 89					

Non-Div I Games: LeMoyne-Owen 52 43 Paul Quinn 68 52 Philander Smith 48 53 Tougaloo 68 60
Ark.-Pine Bluff

Arkansas

Through Games Of Feb. 10, 2019

Average RPI Win:	180	WON-LOST	WINNING	LAST 10	STRENGTH OF	OPP. STRENGTH	TEAM	ADJ.	CONF.	ADJ CONF.
Average RPI Loss:	46	RECORD	PCT. RANK	GAMES	SCHEDULE	OF SCHEDULE	RPI	RPI	RPI	RPI
DIV. I ONLY	16- 9	99	0- 1	85	62	82	82	5	5	
DIV. I NON-CONF.	11- 3	56	0- 0	145	126	59	59	5	5	
TOTALS	RPI 1-25	RPI 26-50	W-L RECORDS	RPI 51-100	RPI 101-150	RPI 150+				
16- 9	0- 4	0- 1	OVERALL	3- 2	3- 2	10- 0				
8- 5	0- 3	0- 0	HOME	1- 1	2- 1	5- 0				
6- 3	0- 1	0- 1	AWAY	2- 1	1- 0	3- 0				
2- 1	0- 0	0- 0	NEUTRAL	0- 0	0- 1	2- 0				
11- 3	0- 2	0- 0	NON-CONFERENCE	2- 0	2- 1	7- 0				
6- 1	0- 1	0- 0	HOME	1- 0	1- 0	4- 0				
3- 1	0- 1	0- 0	AWAY	1- 0	1- 0	1- 0				
2- 1	0- 0	0- 0	NEUTRAL	0- 0	0- 1	2- 0				
5- 6	0- 2	0- 1	CONFERENCE	1- 2	1- 1	3- 0				
2- 4	0- 2	0- 0	HOME	0- 1	1- 1	1- 0				
3- 2	0- 0	0- 1	AWAY	1- 1	0- 0	2- 0				
0- 0	0- 0	0- 0	NEUTRAL	0- 0	0- 0	0- 0				

RPI 1-25				RPI 26-50				RPI 51-100				RPI 101+			
RPI	S	Opponent	Score	RPI	S	Opponent	Score	RPI	S	Opponent	Score	RPI	S	Opponent	Score
6	H	Mississippi St.	69 93	33	A	Missouri	53 71	52	H	Auburn	72 75	103	H	Georgia	72 80
10	A	Iowa St.	82 91					55	A	LSU	34 71	126	N	Pittsburgh	54 61
15	H	South Carolina	79 87					61	A	Tennessee	80 79	129	H	Alabama	72 61
18	H	Arizona St.	85 88					90	A	UT Arlington	66 65	131	H	Tennessee Tech	65 42
								96	H	Nebraska	84 80	147	A	Tulsa	61 59
												167	A	Abilene Christian	80 68
												176	H	Oral Roberts	74 61
												178	H	Vanderbilt	83 62
												185	N	Wisconsin	69 68
												198	A	Ole Miss	85 55
												199	H	Prairie View	71 44
												207	A	Florida	83 73
												290	N	Tennessee St.	79 55
												298	H	Jackson St.	76 57
												333	H	Northwestern St.	98 53
LAST 12 Division I GAMES:															
52	H	Auburn	72 75	61	A	Tennessee	80 79								
55	A	LSU	34 71	178	H	Vanderbilt	83 62								
15	H	South Carolina	79 87	33	A	Missouri	53 71								
103	H	Georgia	72 80	198	A	Ole Miss	85 55								
207	A	Florida	83 73	6	H	Mississippi St.	69 93								
129	H	Alabama	72 61	298	H	Jackson St.	76 57								

Non-Div I Games:

Arkansas

■ Loss,
 ■ Non-Conf, S Site,
 ■ Home
 ■ Away
 N Neutral

Average RPI Win:	222	WON-LOST	WINNING	LAST 10	STRENGTH OF	OPP. STRENGTH	TEAM	ADJ.	CONF.	ADJ CONF.
Average RPI Loss:	102	RECORD	PCT. RANK	GAMES	SCHEDULE	OF SCHEDULE	RPI	RPI	RPI	RPI
DIV. I ONLY	9- 13	229	0- 1	77	156	175	175	12	12	
DIV. I NON-CONF.	5- 6	177	0- 0	139	129	168	168	15	15	
TOTALS	RPI 1-25	RPI 26-50	W-L RECORDS	RPI 51-100	RPI 101-150	RPI 150+				
9- 13	0- 1	0- 1	OVERALL	0- 5	3- 3	6- 3				
7- 4	0- 0	0- 0	HOME	0- 2	2- 0	5- 2				
2- 9	0- 1	0- 1	AWAY	0- 3	1- 3	1- 1				
0- 0	0- 0	0- 0	NEUTRAL	0- 0	0- 0	0- 0				
5- 6	0- 1	0- 1	NON-CONFERENCE	0- 1	1- 2	4- 1				
4- 1	0- 0	0- 0	HOME	0- 0	1- 0	3- 1				
1- 5	0- 1	0- 1	AWAY	0- 1	0- 2	1- 0				
0- 0	0- 0	0- 0	NEUTRAL	0- 0	0- 0	0- 0				
4- 7	0- 0	0- 0	CONFERENCE	0- 4	2- 1	2- 2				
3- 3	0- 0	0- 0	HOME	0- 2	1- 0	2- 1				
1- 4	0- 0	0- 0	AWAY	0- 2	1- 1	0- 1				
0- 0	0- 0	0- 0	NEUTRAL	0- 0	0- 0	0- 0				

RPI 1-25				RPI 26-50				RPI 51-100				RPI 101+ Team's RPI: 175			
RPI	S	Opponent	Score	RPI	S	Opponent	Score	RPI	S	Opponent	Score	RPI	S	Opponent	Score
20	A	Texas A&M	56 97	33	A	Missouri	50 70	60	A	Little Rock	55 68	102	A	Oklahoma St.	60 62
								64	A	Belmont	55 74	108	A	South Alabama	77 64
								81	A	Troy	79 87	108	H	South Alabama	69 58
								81	H	Troy	89 100	134	A	UT Martin	91 97
								90	H	UT Arlington	73 100	140	A	Appalachian St.	67 75
												147	H	Tulsa	73 60
												152	H	Louisiana Tech	70 80
												181	H	Texas St.	62 85
												188	A	Coastal Caro.	72 88
												230	H	Memphis	77 66
												252	H	Louisiana	87 75
												266	A	UTEP	67 66
												282	H	Murray St.	74 63
												295	H	La.-Monroe	64 54
												309	H	Mississippi Val.	60 57
LAST 12 Division I GAMES:															
81	H	Troy	89 100	90	H	UT Arlington	73 100								
108	H	South Alabama	69 58	81	A	Troy	79 87								
60	A	Little Rock	55 68	108	A	South Alabama	77 64								
188	A	Coastal Caro.	72 88	295	H	La.-Monroe	64 54								
140	A	Appalachian St.	67 75	252	H	Louisiana	87 75								
181	H	Texas St.	62 85	33	A	Missouri	50 70								

Non-Div I Games:

Arkansas St.

■ Loss,
 ■ Non-Conf,
 ■ S Site,
 ■ H Home
 ■ A Away
 N Neutral

Army West Point

Through Games Of Feb. 10, 2019

Average RPI Win:	300	WON-LOST	WINNING	LAST 10	STRENGTH OF	OPP. STRENGTH	TEAM	ADJ.	CONF.	ADJ CONF.
Average RPI Loss:	164	RECORD	PCT. RANK	GAMES	SCHEDULE	OF SCHEDULE	RPI	RPI	RPI	RPI
DIV. I ONLY	7- 14	256	0- 1	296	267	302	302	19	19	
DIV. I NON-CONF.	4- 6	212	0- 0	317	330	301	301	22	22	
TOTALS	RPI 1-25	RPI 26-50	W-L RECORDS	RPI 51-100	RPI 101-150	RPI 150+				
7- 14	0- 0	0- 2	OVERALL	0- 3	0- 2	7- 7				
5- 7	0- 0	0- 1	HOME	0- 2	0- 1	5- 3				
2- 7	0- 0	0- 1	AWAY	0- 1	0- 1	2- 4				
0- 0	0- 0	0- 0	NEUTRAL	0- 0	0- 0	0- 0				
4- 6	0- 0	0- 1	NON-CONFERENCE	0- 1	0- 1	4- 3				
2- 3	0- 0	0- 0	HOME	0- 1	0- 1	2- 1				
2- 3	0- 0	0- 1	AWAY	0- 0	0- 0	2- 2				
0- 0	0- 0	0- 0	NEUTRAL	0- 0	0- 0	0- 0				
3- 8	0- 0	0- 1	CONFERENCE	0- 2	0- 1	3- 4				
3- 4	0- 0	0- 1	HOME	0- 1	0- 0	3- 2				
0- 4	0- 0	0- 0	AWAY	0- 1	0- 1	0- 2				
0- 0	0- 0	0- 0	NEUTRAL	0- 0	0- 0	0- 0				

RPI S	Opponent	Score	RPI S	Opponent	Score	RPI S	Opponent	Score	RPI S	Opponent	Score	Team's RPI: 302
42	A TCU	38 63	74	H Yale	51 62	110	H St. John's (NY)	49 60				
46	H Bucknell	52 66	95	A American	51 61	142	A Boston U.	51 63				
			95	H American	62 75	154	H Lehigh	50 73				
						206	H Navy	55 52				
						208	A Holy Cross	39 58				
						247	H Colgate	58 70				
						251	H Air Force	60 71				
						258	H St. Francis Brooklyn	69 57				
						264	A Columbia	49 70				
						265	A Binghamton	47 60				
						307	A Loyola Maryland	51 70				
						307	H Loyola Maryland	69 57				
						312	H Lafayette	65 50				
						323	A Wagner	61 46				
						344	H Fairleigh Dickinson	62 40				
						351	A LIU Brooklyn	57 42				
LAST 12 Division I GAMES:												
95	H American	62 75	312	H Lafayette	65 50							
307	A Loyola Maryland	51 70	95	A American	51 61							
247	H Colgate	58 70	46	H Bucknell	52 66							
154	H Lehigh	50 73	307	H Loyola Maryland	69 57							
208	A Holy Cross	39 58	142	A Boston U.	51 63							
206	H Navy	55 52	74	H Yale	51 62							

Non-Div I Games: Connecticut Col. 74 48

Army West Point

Loss, Non-Conf, S Site, H Home A Away N Neutral

A

u
b
u
r
n

Non-Div I Games:	Xavier (LA)	77	58
------------------	-------------	----	----

Average RPI Win:	255	WON-LOST	WINNING	LAST 10	STRENGTH OF	OPP. STRENGTH	TEAM	ADJ.	CONF.	ADJ CONF.
Average RPI Loss:	205	RECORD	PCT. RANK	GAMES	SCHEDULE	OF SCHEDULE	RPI	RPI	RPI	RPI
DIV. I ONLY	9- 12	213	0- 0	325	273	286	286	22	22	
DIV. I NON-CONF.	3- 6	241	0- 0	347	273	343	343	21	21	
TOTALS	RPI 1-25	RPI 26-50	W-L RECORDS	RPI 51-100	RPI 101-150	RPI 150+				
9- 12	0- 0	0- 0	OVERALL	0- 2	2- 1	7- 9				
7- 3	0- 0	0- 0	HOME	0- 1	1- 0	6- 2				
2- 9	0- 0	0- 0	AWAY	0- 1	1- 1	1- 7				
0- 0	0- 0	0- 0	NEUTRAL	0- 0	0- 0	0- 0				
3- 6	0- 0	0- 0	NON-CONFERENCE	0- 1	0- 0	3- 5				
3- 1	0- 0	0- 0	HOME	0- 0	0- 0	3- 1				
0- 5	0- 0	0- 0	AWAY	0- 1	0- 0	0- 4				
0- 0	0- 0	0- 0	NEUTRAL	0- 0	0- 0	0- 0				
6- 6	0- 0	0- 0	CONFERENCE	0- 1	2- 1	4- 4				
4- 2	0- 0	0- 0	HOME	0- 1	1- 0	3- 1				
2- 4	0- 0	0- 0	AWAY	0- 0	1- 1	1- 3				
0- 0	0- 0	0- 0	NEUTRAL	0- 0	0- 0	0- 0				

RPI 1-25			RPI 26-50			RPI 51-100			RPI 101+			Team's RPI: 286
RPI	S	Opponent	Score	RPI	S	Opponent	Score	RPI	S	Opponent	Score	
						64	H Belmont	62	80	121	H Morehead St.	81 80
						86	A Cincinnati	48	69	131	A Tennessee Tech	72 65
										134	A UT Martin	65 74
										178	A Vanderbilt	70 99
										189	A Illinois St.	49 61
										201	A Jacksonville St.	56 67
										214	A Western Ill.	72 77
										222	A Southeast Mo. St.	54 64
										256	A SIUE	68 69
										256	H SIUE	77 65
										270	A Eastern Ill.	73 60
										270	H Eastern Ill.	57 67
										279	H Northern Ky.	52 48
										290	H Tennessee St.	74 47
										299	H Alabama A&M	75 58
										309	H Mississippi Val.	89 95
										322	H Lipscomb	70 58
										327	H Eastern Ky.	100 65
										336	A Evansville	52 56
LAST 12 Division I GAMES:												
270	H	Eastern Ill.	57 67	270	A	Eastern Ill.	73 60					
256	H	SIUE	77 65	256	A	SIUE	68 69					
201	A	Jacksonville St.	56 67	134	A	UT Martin	65 74					
131	A	Tennessee Tech	72 65	222	A	Southeast Mo. St.	54 64					
64	H	Belmont	62 80	121	H	Morehead St.	81 80					
290	H	Tennessee St.	74 47	327	H	Eastern Ky.	100 65					

Non-Div I Games: Christian Bros. 100 62 Trevecca Nazarene 90 78

Austin Peay

Average RPI Win:	155	WON-LOST	WINNING	LAST 10	STRENGTH OF	OPP. STRENGTH	TEAM	ADJ.	CONF.	ADJ CONF.
Average RPI Loss:	104	RECORD	PCT. RANK	GAMES	SCHEDULE	OF SCHEDULE	RPI	RPI	RPI	RPI
DIV. I ONLY	18- 6	46	1- 0	70	103	38	38	8	8	
DIV. I NON-CONF.	8- 3	72	0- 0	150	170	73	73	7	7	
TOTALS	RPI 1-25	RPI 26-50	W-L RECORDS	RPI 51-100	RPI 101-150	RPI 150+				
18- 6	1- 0	2- 3	OVERALL	3- 1	2- 1	10- 1				
9- 2	1- 0	0- 2	HOME	2- 0	2- 0	4- 0				
7- 4	0- 0	1- 1	AWAY	1- 1	0- 1	5- 1				
2- 0	0- 0	1- 0	NEUTRAL	0- 0	0- 0	1- 0				
8- 3	0- 0	1- 2	NON-CONFERENCE	0- 0	1- 0	6- 1				
4- 1	0- 0	0- 1	HOME	0- 0	1- 0	3- 0				
2- 2	0- 0	0- 1	AWAY	0- 0	0- 0	2- 1				
2- 0	0- 0	1- 0	NEUTRAL	0- 0	0- 0	1- 0				
10- 3	1- 0	1- 1	CONFERENCE	3- 1	1- 1	4- 0				
5- 1	1- 0	0- 1	HOME	2- 0	1- 0	1- 0				
5- 2	0- 0	1- 0	AWAY	1- 1	0- 1	3- 0				
0- 0	0- 0	0- 0	NEUTRAL	0- 0	0- 0	0- 0				

RPI	S	Opponent	Score	RPI	S	Opponent	Score	Team's RPI: 38	RPI	S	Opponent	Score	RPI	S	Opponent	Score
13	H	Gonzaga	70 68	35	H	California	52 70		79	A	Pacific	77 74	104	H	Northern Colo.	70 50
				42	N	TCU	61 58		79	H	Pacific	75 49	124	A	Pepperdine	65 79
				45	A	Saint Mary's (CA)	74 73		99	A	Loyola Marymount	58 61	124	H	Pepperdine	83 58
				45	H	Saint Mary's (CA)	75 78		99	H	Loyola Marymount	55 44	161	H	Portland	79 71
				50	A	Utah	67 78						164	H	UC Riverside	72 70
													183	A	Santa Clara	54 44
													197	H	Eastern Wash.	80 65
													219	A	Utah St.	62 57
													239	A	San Francisco	67 59
													250	H	Colorado St.	51 42
													257	A	San Diego	65 56
													262	N	California Baptist	76 69
													270	A	Southern Utah	64 67
													281	A	Utah Valley	77 51
LAST 12 Division I GAMES:																
79	H	Pacific	75 49	13	H	Gonzaga	70 68		45	A	Saint Mary's (CA)	74 73	79	A	Pacific	77 74
45	H	Saint Mary's (CA)	75 78	45	A	Saint Mary's (CA)	74 73		79	H	Loyola Marymount	55 44	124	H	Pepperdine	83 58
124	A	Pepperdine	65 79	79	A	Pacific	77 74		99	H	Loyola Marymount	55 44	257	A	San Diego	65 56
99	A	Loyola Marymount	58 61	99	H	Loyola Marymount	55 44		124	H	Pepperdine	83 58	161	H	Portland	79 71
257	A	San Diego	65 56	124	H	Pepperdine	83 58		239	A	San Francisco	67 59				
161	H	Portland	79 71	239	A	San Francisco	67 59									

Non-Div I Games:

BYU

■ Loss,
 ■ Non-Conf,
 ■ S Site,
 ■ H Home
 ■ A Away
 N Neutral

Average RPI Win:	181	WON-LOST	WINNING	LAST 10	STRENGTH OF	OPP. STRENGTH	TEAM	ADJ.	CONF.	ADJ CONF.
Average RPI Loss:	83	RECORD	PCT. RANK	GAMES	SCHEDULE	OF SCHEDULE	RPI	RPI	RPI	RPI
DIV. I ONLY	6- 15	285	0- 1	35	81	182	182	7	7	
DIV. I NON-CONF.	4- 7	228	0- 0	118	44	204	204	8	8	
TOTALS	RPI 1-25	RPI 26-50	W-L RECORDS	RPI 51-100	RPI 101-150	RPI 150+				
6- 15	0- 1	0- 4	OVERALL	2- 7	1- 1	3- 2				
5- 5	0- 0	0- 1	HOME	2- 2	0- 0	3- 2				
1- 7	0- 1	0- 3	AWAY	0- 3	1- 0	0- 0				
0- 3	0- 0	0- 0	NEUTRAL	0- 2	0- 1	0- 0				
4- 7	0- 0	0- 1	NON-CONFERENCE	1- 4	1- 1	2- 1				
3- 2	0- 0	0- 0	HOME	1- 1	0- 0	2- 1				
1- 2	0- 0	0- 1	AWAY	0- 1	1- 0	0- 0				
0- 3	0- 0	0- 0	NEUTRAL	0- 2	0- 1	0- 0				
2- 8	0- 1	0- 3	CONFERENCE	1- 3	0- 0	1- 1				
2- 3	0- 0	0- 1	HOME	1- 1	0- 0	1- 1				
0- 5	0- 1	0- 2	AWAY	0- 2	0- 0	0- 0				
0- 0	0- 0	0- 0	NEUTRAL	0- 0	0- 0	0- 0				

RPI	S	Opponent	Score	RPI	S	Opponent	Score	RPI	S	Opponent	Score	RPI	S	Opponent	Score	Team's RPI: 182
24	A	Buffalo	65 77	26	A	Central Mich.	63 81	51	H	Purdue	38 80	127	A	Western Ky.	86 83	
				32	A	Ohio	62 94	62	A	Miami (OH)	57 60	132	N	Fordham	70 78	
				32	H	Ohio	75 90	63	A	Missouri St.	54 74	178	H	Vanderbilt	43 60	
				44	A	Butler	47 64	66	N	Quinnipiac	66 69	232	H	Bowling Green	77 70	
								73	N	Duke	62 79	268	H	Cleveland St.	67 62	
								85	H	Kent St.	48 44	283	H	Western Mich.	62 65	
								86	H	Cincinnati	75 63	290	H	Tennessee St.	90 51	
								87	A	Toledo	58 65					
								97	H	Northern Ill.	83 93					
LAST 12 Division I GAMES:																
26	A	Central Mich.	63 81	85	H	Kent St.	48 44									
66	N	Quinnipiac	66 69	62	A	Miami (OH)	57 60									
73	N	Duke	62 79	24	A	Buffalo	65 77									
97	H	Northern Ill.	83 93	32	H	Ohio	75 90									
32	A	Ohio	62 94	232	H	Bowling Green	77 70									
283	H	Western Mich.	62 65	87	A	Toledo	58 65									

Non-Div I Games: Urbana 99 62

Ball St.

■ Loss,
 ■ Non-Conf,
 ■ S Site,
 ■ H Home
 ■ A Away
 N Neutral

Average RPI Win: 93		WON-LOST	WINNING	LAST 10	STRENGTH OF	OPP. STRENGTH	TEAM	ADJ.	CONF.	ADJ CONF.
Average RPI Loss: 5		RECORD	PCT. RANK	GAMES	SCHEDULE	OF SCHEDULE	RPI	RPI	RPI	RPI
DIV. I ONLY		21- 1	4	1- 0	5	21	2	2	3	3
DIV. I NON-CONF.		10- 1	17	0- 0	10	18	4	4	3	3
TOTALS		RPI 1-25	RPI 26-50		W-L RECORDS		RPI 51-100	RPI 101-150	RPI 150+	
21- 1	4- 1	4- 0		OVERALL		3- 0	5- 0	5- 0		
11- 0	2- 0	1- 0		HOME		2- 0	2- 0	4- 0		
8- 1	2- 1	2- 0		AWAY		0- 0	3- 0	1- 0		
2- 0	0- 0	1- 0		NEUTRAL		1- 0	0- 0	0- 0		
10- 1	3- 1	1- 0		NON-CONFERENCE		1- 0	1- 0	4- 0		
6- 0	1- 0	0- 0		HOME		0- 0	1- 0	4- 0		
2- 1	2- 1	0- 0		AWAY		0- 0	0- 0	0- 0		
2- 0	0- 0	1- 0		NEUTRAL		1- 0	0- 0	0- 0		
11- 0	1- 0	3- 0		CONFERENCE		2- 0	4- 0	1- 0		
5- 0	1- 0	1- 0		HOME		2- 0	1- 0	0- 0		
6- 0	0- 0	2- 0		AWAY		0- 0	3- 0	1- 0		
0- 0	0- 0	0- 0		NEUTRAL		0- 0	0- 0	0- 0		

RPI	S	Opponent	Score	RPI	S	Opponent	Score	RPI	S	Opponent	Score	RPI	S	Opponent	Score
5	A	Stanford	63 68	28	N	South Dakota St.	72 66	54	H	Kansas St.	65 50	102	A	Oklahoma St.	66 58
7	H	UConn	68 57	29	A	Texas	74 68	68	H	West Virginia	79 47	119	A	Kansas	94 68
10	H	Iowa St.	84 69	42	A	TCU	79 55	92	N	Georgetown	67 46	121	H	Morehead St.	96 58
15	A	South Carolina	94 69	42	H	TCU	89 71					135	A	Texas Tech	73 56
18	A	Arizona St.	65 59									135	H	Texas Tech	96 37
												162	A	Oklahoma	74 53
												168	H	Southern U.	94 49
												180	H	Nicholls St.	100 39
												212	H	Saint Francis (PA)	116 58
												217	H	UTRGV	98 37
LAST 12 Division I GAMES:															
42	H	TCU	89 71	68	H	West Virginia	79 47								
29	A	Texas	74 68	119	A	Kansas	94 68								
135	H	Texas Tech	96 37	42	A	TCU	79 55								
102	A	Oklahoma St.	66 58	54	H	Kansas St.	65 50								
162	A	Oklahoma	74 53	135	A	Texas Tech	73 56								
10	H	Iowa St.	84 69	7	H	UConn	68 57								

Non-Div I Games:

Baylor

Average RPI Win:	206	WON-LOST	WINNING	LAST 10	STRENGTH OF	OPP. STRENGTH	TEAM	ADJ.	CONF.	ADJ CONF.
Average RPI Loss:	70	RECORD	PCT. RANK	GAMES	SCHEDULE	OF SCHEDULE	RPI	RPI	RPI	RPI
DIV. I ONLY	18- 5	32	1- 0	156	138	64	64	22	22	
DIV. I NON-CONF.	7- 4	109	0- 0	80	32	45	45	21	21	
TOTALS	RPI 1-25	RPI 26-50	W-L RECORDS	RPI 51-100	RPI 101-150	RPI 150+				
18- 5	0- 1	0- 0	OVERALL	2- 3	5- 1	11- 0				
9- 2	0- 0	0- 0	HOME	0- 1	3- 1	6- 0				
9- 3	0- 1	0- 0	AWAY	2- 2	2- 0	5- 0				
0- 0	0- 0	0- 0	NEUTRAL	0- 0	0- 0	0- 0				
7- 4	0- 1	0- 0	NON-CONFERENCE	2- 3	2- 0	3- 0				
3- 1	0- 0	0- 0	HOME	0- 1	1- 0	2- 0				
4- 3	0- 1	0- 0	AWAY	2- 2	1- 0	1- 0				
0- 0	0- 0	0- 0	NEUTRAL	0- 0	0- 0	0- 0				
11- 1	0- 0	0- 0	CONFERENCE	0- 0	3- 1	8- 0				
6- 1	0- 0	0- 0	HOME	0- 0	2- 1	4- 0				
5- 0	0- 0	0- 0	AWAY	0- 0	1- 0	4- 0				
0- 0	0- 0	0- 0	NEUTRAL	0- 0	0- 0	0- 0				

RPI 1-25				RPI 26-50				RPI 51-100 Team's RPI: 64				RPI 101+			
RPI	S	Opponent	Score	RPI	S	Opponent	Score	RPI	S	Opponent	Score	RPI	S	Opponent	Score
12	A	NC State	62 77					57	A	Clemson	62 65	121	A	Morehead St.	77 57
								58	A	Middle Tenn.	45 38	121	H	Morehead St.	77 50
								61	A	Tennessee	76 84	131	H	Tennessee Tech	72 77
								76	A	Wright St.	79 63	134	H	UT Martin	100 86
								87	H	Toledo	69 78	143	A	Chattanooga	67 51
												147	H	Tulsa	78 53
												175	H	Arkansas St.	74 55
												201	A	Jacksonville St.	64 41
												201	H	Jacksonville St.	66 52
												222	H	Southeast Mo. St.	91 57
												279	A	Northern Ky.	71 53
												282	A	Murray St.	65 58
												286	A	Austin Peay	80 62
												290	H	Tennessee St.	80 46
												322	H	Lipscomb	83 43
												327	A	Eastern Ky.	87 52
												327	H	Eastern Ky.	69 43
LAST 12 Division I GAMES:															
121	A	Morehead St.	77 57	290	H	Tennessee St.	80 46								
327	A	Eastern Ky.	87 52	201	A	Jacksonville St.	64 41								
134	H	UT Martin	100 86	327	H	Eastern Ky.	69 43								
222	H	Southeast Mo. St.	91 57	121	H	Morehead St.	77 50								
286	A	Austin Peay	80 62	131	H	Tennessee Tech	72 77								
282	A	Murray St.	65 58	201	H	Jacksonville St.	66 52								

Non-Div I Games:

Belmont

Average RPI Win: 299		WON-LOST	WINNING	LAST 10	STRENGTH OF	OPP. STRENGTH	TEAM	ADJ.	CONF.	ADJ CONF.
Average RPI Loss: 207		RECORD	PCT. RANK	GAMES	SCHEDULE	OF SCHEDULE	RPI	RPI	RPI	RPI
DIV. I ONLY		11- 9	141	1- 0	346	322	259	259	32	32
DIV. I NON-CONF.		5- 5	162	0- 0	333	224	242	242	32	32
TOTALS		RPI 1-25	RPI 26-50	W-L RECORDS	RPI 51-100	RPI 101-150	RPI 150+			
11- 9	0- 0		0- 0	OVERALL	0- 0	0- 1	11- 8			
6- 2	0- 0		0- 0	HOME	0- 0	0- 0	6- 2			
4- 7	0- 0		0- 0	AWAY	0- 0	0- 1	4- 6			
1- 0	0- 0		0- 0	NEUTRAL	0- 0	0- 0	1- 0			
5- 5	0- 0		0- 0	NON-CONFERENCE	0- 0	0- 1	5- 4			
3- 0	0- 0		0- 0	HOME	0- 0	0- 0	3- 0			
1- 5	0- 0		0- 0	AWAY	0- 0	0- 1	1- 4			
1- 0	0- 0		0- 0	NEUTRAL	0- 0	0- 0	1- 0			
6- 4	0- 0		0- 0	CONFERENCE	0- 0	0- 0	6- 4			
3- 2	0- 0		0- 0	HOME	0- 0	0- 0	3- 2			
3- 2	0- 0		0- 0	AWAY	0- 0	0- 0	3- 2			
0- 0	0- 0		0- 0	NEUTRAL	0- 0	0- 0	0- 0			

RPI 1-25				RPI 26-50				RPI 51-100				RPI 101+ Team's RPI: 259			
RPI	S	Opponent	Score	RPI	S	Opponent	Score	RPI	S	Opponent	Score	RPI	S	Opponent	Score
												149	A	South Fla.	39 88
												153	A	Charlotte	69 73
												157	A	Georgia St.	57 62
												179	H	UMES	52 64
												207	A	Florida	53 64
												226	A	Howard	40 61
												231	H	N.C. A&T	48 72
												236	H	Liberty	81 76
												242	A	Jacksonville	58 56
												274	A	Norfolk St.	50 57
												274	H	Norfolk St.	65 58
												275	H	North Florida	76 60
												288	A	Ga. Southern	76 77
												289	A	Morgan St.	73 69
												300	N	Kennesaw St.	64 61
												325	H	FIU	68 57
												326	A	Coppin St.	71 65
												341	A	N.C. Central	67 50
												341	H	N.C. Central	72 54
												345	H	Delaware St.	67 55
LAST 12 Division I GAMES:															
				274	H	Norfolk St.	65 58	345	H	Delaware St.	67 55				
				231	H	N.C. A&T	48 72	274	A	Norfolk St.	50 57				
				341	H	N.C. Central	72 54	226	A	Howard	40 61				
				326	A	Coppin St.	71 65	341	A	N.C. Central	67 50				
				289	A	Morgan St.	73 69	153	A	Charlotte	69 73				
				179	H	UMES	52 64	157	A	Georgia St.	57 62				

Non-Div I Games:	Flagler	74	59	Edward Waters	73	46
------------------	---------	----	----	---------------	----	----

Bethune-Cookman

Loss, Non-Conf, S Site, H Home A Away N Neutral

Binghamton

Through Games Of Feb. 10, 2019

Average RPI Win:	279	WON-LOST	WINNING	LAST 10	STRENGTH OF	OPP. STRENGTH	TEAM	ADJ.	CONF.	ADJ CONF.
Average RPI Loss:	172	RECORD	PCT. RANK	GAMES	SCHEDULE	OF SCHEDULE	RPI	RPI	RPI	RPI
DIV. I ONLY	7- 15	267	0- 1	172	287	265	265	23	23	
DIV. I NON-CONF.	3- 8	267	0- 0	90	259	243	243	25	25	
TOTALS	RPI 1-25	RPI 26-50	W-L RECORDS	RPI 51-100	RPI 101-150	RPI 150+				
7- 15	0- 2	0- 1	OVERALL	0- 1	1- 0	6- 11				
5- 6	0- 0	0- 0	HOME	0- 0	1- 0	4- 6				
2- 9	0- 2	0- 1	AWAY	0- 1	0- 0	2- 5				
0- 0	0- 0	0- 0	NEUTRAL	0- 0	0- 0	0- 0				
3- 8	0- 2	0- 1	NON-CONFERENCE	0- 0	0- 0	3- 5				
3- 2	0- 0	0- 0	HOME	0- 0	0- 0	3- 2				
0- 6	0- 2	0- 1	AWAY	0- 0	0- 0	0- 3				
0- 0	0- 0	0- 0	NEUTRAL	0- 0	0- 0	0- 0				
4- 7	0- 0	0- 0	CONFERENCE	0- 1	1- 0	3- 6				
2- 4	0- 0	0- 0	HOME	0- 0	1- 0	1- 4				
2- 3	0- 0	0- 0	AWAY	0- 1	0- 0	2- 2				
0- 0	0- 0	0- 0	NEUTRAL	0- 0	0- 0	0- 0				

RPI 1-25				RPI 26-50				RPI 51-100				RPI 101+ Team's RPI: 265			
RPI	S	Opponent	Score	RPI	S	Opponent	Score	RPI	S	Opponent	Score	RPI	S	Opponent	Score
1	A	Notre Dame	53 103	32	A	Ohio	49 86	75	A	Maine	66 95	106	H	Hartford	73 62
8	A	Marquette	40 93									154	H	Lehigh	55 65
												159	A	Stony Brook	53 68
												159	H	Stony Brook	56 65
												177	H	Rider	57 62
												200	A	Dartmouth	39 63
												235	A	Niagara	72 79
												238	A	Albany (NY)	56 61
												238	H	Albany (NY)	62 71
												273	H	Cornell	72 61
												277	H	Vermont	57 58
												297	H	UMBC	67 45
												302	H	Army West Point	60 47
												311	A	New Hampshire	71 62
												311	H	New Hampshire	53 54
												312	A	Lafayette	50 59
												320	A	UMass Lowell	70 50
												344	H	Fairleigh Dickinson	73 54
LAST 12 Division I GAMES:															
311	H	New Hampshire	53 54	277	H	Vermont	57 58								
159	A	Stony Brook	53 68	297	H	UMBC	67 45								
238	H	Albany (NY)	62 71	159	H	Stony Brook	56 65								
106	H	Hartford	73 62	311	A	New Hampshire	71 62								
75	A	Maine	66 95	238	A	Albany (NY)	56 61								
320	A	UMass Lowell	70 50	200	A	Dartmouth	39 63								

Non-Div I Games: Charleston (WV) 69 62 Caldwell 73 54

Binghamton

Loss, Non-Conf, S Site, H Home A Away N Neutral

Average RPI Win:	197	WON-LOST	WINNING	LAST 10	STRENGTH OF	OPP. STRENGTH	TEAM	ADJ.	CONF.	ADJ CONF.
Average RPI Loss:	57	RECORD	PCT. RANK	GAMES	SCHEDULE	OF SCHEDULE	RPI	RPI	RPI	RPI
DIV. I ONLY	17- 3	16	1- 0	256	75	65	65	15	15	
DIV. I NON-CONF.	7- 2	58	1- 0	182	10	62	62	13	13	
TOTALS	RPI 1-25	RPI 26-50	W-L RECORDS	RPI 51-100	RPI 101-150	RPI 150+				
17- 3	0- 1	1- 1	OVERALL	2- 0	2- 1	12- 0				
8- 1	0- 1	1- 0	HOME	0- 0	0- 0	7- 0				
6- 2	0- 0	0- 1	AWAY	0- 0	2- 1	4- 0				
3- 0	0- 0	0- 0	NEUTRAL	2- 0	0- 0	1- 0				
7- 2	0- 1	0- 0	NON-CONFERENCE	2- 0	1- 1	4- 0				
3- 1	0- 1	0- 0	HOME	0- 0	0- 0	3- 0				
1- 1	0- 0	0- 0	AWAY	0- 0	1- 1	0- 0				
3- 0	0- 0	0- 0	NEUTRAL	2- 0	0- 0	1- 0				
10- 1	0- 0	1- 1	CONFERENCE	0- 0	1- 0	8- 0				
5- 0	0- 0	1- 0	HOME	0- 0	0- 0	4- 0				
5- 1	0- 0	0- 1	AWAY	0- 0	1- 0	4- 0				
0- 0	0- 0	0- 0	NEUTRAL	0- 0	0- 0	0- 0				

RPI 1-25				RPI 26-50				RPI 51-100 Team's RPI: 65				RPI 101+			
RPI	S	Opponent	Score	RPI	S	Opponent	Score	RPI	S	Opponent	Score	RPI	S	Opponent	Score
3	H	Louisville	55 74	47	A	Wyoming	52 64	83	N	UNI	61 60	114	A	Fresno St.	72 60
				47	H	Wyoming	72 64	89	N	Idaho	91 85	122	A	Washington St.	71 95
												145	A	Washington	73 69
												158	H	CSUN	74 63
												197	H	Eastern Wash.	67 55
												202	A	San Diego St.	69 66
												212	N	Saint Francis (PA)	78 64
												216	A	UNLV	64 57
												233	A	Nevada	75 74
												233	H	Nevada	80 65
												250	H	Colorado St.	70 57
												251	H	Air Force	79 48
												270	H	Southern Utah	88 53
												324	A	San Jose St.	83 69
												324	H	San Jose St.	99 68
LAST 12 Division I GAMES:															
145	A	Washington	73 69	251	H	Air Force	79 48								
324	A	San Jose St.	83 69	114	A	Fresno St.	72 60								
216	A	UNLV	64 57	233	A	Nevada	75 74								
233	H	Nevada	80 65	324	H	San Jose St.	99 68								
250	H	Colorado St.	70 57	202	A	San Diego St.	69 66								
47	A	Wyoming	52 64	47	H	Wyoming	72 64								

Non-Div I Games: Southern Ore. 91 46 Northwest Chrst. 93 26

Boise St.

Loss, Non-Conf, S Site, H Home A Away N Neutral

Average RPI Win:	201	WON-LOST	WINNING	LAST 10	STRENGTH OF	OPP. STRENGTH	TEAM	ADJ.	CONF.	ADJ CONF.
Average RPI Loss:	50	RECORD	PCT. RANK	GAMES	SCHEDULE	OF SCHEDULE	RPI	RPI	RPI	RPI
DIV. I ONLY	14- 10	131	1- 0	74	72	105	105	1	1	
DIV. I NON-CONF.	11- 2	31	1- 0	219	308	102	102	1	1	
TOTALS	RPI 1-25	RPI 26-50	W-L RECORDS	RPI 51-100	RPI 101-150	RPI 150+				
14- 10	0- 5	0- 1	OVERALL	2- 2	3- 2	9- 0				
8- 6	0- 2	0- 1	HOME	1- 1	1- 2	6- 0				
4- 4	0- 3	0- 0	AWAY	1- 1	2- 0	1- 0				
2- 0	0- 0	0- 0	NEUTRAL	0- 0	0- 0	2- 0				
11- 2	0- 0	0- 0	NON-CONFERENCE	1- 0	1- 2	9- 0				
7- 2	0- 0	0- 0	HOME	0- 0	1- 2	6- 0				
2- 0	0- 0	0- 0	AWAY	1- 0	0- 0	1- 0				
2- 0	0- 0	0- 0	NEUTRAL	0- 0	0- 0	2- 0				
3- 8	0- 5	0- 1	CONFERENCE	1- 2	2- 0	0- 0				
1- 4	0- 2	0- 1	HOME	1- 1	0- 0	0- 0				
2- 4	0- 3	0- 0	AWAY	0- 1	2- 0	0- 0				
0- 0	0- 0	0- 0	NEUTRAL	0- 0	0- 0	0- 0				

RPI	S	Opponent	Score	RPI	S	Opponent	Score	RPI	S	Opponent	Score	RPI	S	Opponent	Score	Team's RPI: 105
1	A	Notre Dame	63 92	43	H	Georgia Tech	76 81	69	H	Virginia Tech	86 95	111	H	Minnesota	69 77	
9	A	Syracuse	69 96					73	H	Duke	92 90	117	H	Providence	57 61	
12	H	NC State	69 85					98	A	Virginia	77 79	118	A	Wake Forest	65 64	
16	H	Florida St.	71 91					100	A	Houston	64 57	126	A	Pittsburgh	59 55	
22	A	Miami (FL)	73 76									142	H	Boston U.	78 51	
												177	N	Rider	112 61	
												200	H	Dartmouth	99 68	
												208	H	Holy Cross	89 63	
												228	A	Rhode Island	88 64	
												241	H	Campbell	76 56	
												264	H	Columbia	74 60	
												305	H	Bryant	83 46	
												307	N	Loyola Maryland	73 47	
												328	H	Saint Peter's	89 57	
LAST 12 Division I GAMES:																
177	N	Rider	112 61	1	A	Notre Dame	63 92									
9	A	Syracuse	69 96	16	H	Florida St.	71 91									
98	A	Virginia	77 79	126	A	Pittsburgh	59 55									
69	H	Virginia Tech	86 95	118	A	Wake Forest	65 64									
73	H	Duke	92 90	12	H	NC State	69 85									
22	A	Miami (FL)	73 76	43	H	Georgia Tech	76 81									

Non-Div I Games:

Boston College

■ Loss,
 ■ Non-Conf,
 ■ S Site,
 ■ H Home
 ■ A Away
 N Neutral

Average RPI Win: 225	WON-LOST	WINNING	LAST 10	STRENGTH OF	OPP. STRENGTH	TEAM	ADJ.	CONF.	ADJ CONF.
Average RPI Loss: 141	RECORD	PCT. RANK	GAMES	SCHEDULE	OF SCHEDULE	RPI	RPI	RPI	RPI
DIV. I ONLY	11- 10	154	1- 0	131	242	142	142	19	19
DIV. I NON-CONF.	4- 6	212	0- 0	194	236	221	221	22	22
TOTALS	RPI 1-25	RPI 26-50	W-L RECORDS	RPI 51-100	RPI 101-150	RPI 150+			
11- 10	0- 0	1- 1	OVERALL	0- 3	0- 2	10- 4			
6- 3	0- 0	0- 1	HOME	0- 1	0- 0	6- 1			
5- 7	0- 0	1- 0	AWAY	0- 2	0- 2	4- 3			
0- 0	0- 0	0- 0	NEUTRAL	0- 0	0- 0	0- 0			
4- 6	0- 0	0- 0	NON-CONFERENCE	0- 2	0- 2	4- 2			
4- 0	0- 0	0- 0	HOME	0- 0	0- 0	4- 0			
0- 6	0- 0	0- 0	AWAY	0- 2	0- 2	0- 2			
0- 0	0- 0	0- 0	NEUTRAL	0- 0	0- 0	0- 0			
7- 4	0- 0	1- 1	CONFERENCE	0- 1	0- 0	6- 2			
2- 3	0- 0	0- 1	HOME	0- 1	0- 0	2- 1			
5- 1	0- 0	1- 0	AWAY	0- 0	0- 0	4- 1			
0- 0	0- 0	0- 0	NEUTRAL	0- 0	0- 0	0- 0			

RPI S	Opponent	Score	RPI S	Opponent	Score	RPI S	Opponent	Score	RPI S	Opponent	Score	Team's RPI: 142
46	A Bucknell	70 62	46	H Bucknell	58 62	78	A Northeastern	51 81	105	A Boston College	51 78	
						84	A Harvard	47 67	146	A Marist	57 68	
						95	H American	51 64	151	H Delaware	72 61	
									154	A Lehigh	52 48	
									154	H Lehigh	58 45	
									196	A Massachusetts	55 66	
									200	A Dartmouth	44 64	
									206	A Navy	49 35	
									208	A Holy Cross	69 75	
									227	H Brown	72 51	
									247	H Colgate	72 81	
									302	H Army West Point	63 51	
									305	H Bryant	67 65	
									307	A Loyola Maryland	64 62	
									311	H New Hampshire	60 39	
									312	A Lafayette	47 44	
LAST 12 Division I GAMES:												
154	A Lehigh	52 48	247	H Colgate	72 81							
46	H Bucknell	58 62	154	H Lehigh	58 45							
312	A Lafayette	47 44	307	A Loyola Maryland	64 62							
206	A Navy	49 35	46	A Bucknell	70 62							
95	H American	51 64	302	H Army West Point	63 51							
208	A Holy Cross	69 75	84	A Harvard	47 67							

Non-Div I Games:

Boston U.

■ Loss,
 ■ Non-Conf, S Site,
 ■ Home
 ■ Away
 N Neutral

Bowling Green

Through Games Of Feb. 10, 2019

Average RPI Win:	267	WON-LOST	WINNING	LAST 10	STRENGTH OF	OPP. STRENGTH	TEAM	ADJ.	CONF.	ADJ CONF.
Average RPI Loss:	128	RECORD	PCT. RANK	GAMES	SCHEDULE	OF SCHEDULE	RPI	RPI	RPI	RPI
DIV. I ONLY	6- 14	278	0- 1	115	225	232	232	7	7	
DIV. I NON-CONF.	6- 4	125	0- 0	204	333	149	149	8	8	
TOTALS	RPI 1-25	RPI 26-50	W-L RECORDS	RPI 51-100	RPI 101-150	RPI 150+				
6- 14	0- 1	0- 1	OVERALL	0- 5	0- 1	6- 6				
4- 5	0- 0	0- 1	HOME	0- 3	0- 0	4- 1				
2- 8	0- 1	0- 0	AWAY	0- 2	0- 1	2- 4				
0- 1	0- 0	0- 0	NEUTRAL	0- 0	0- 0	0- 1				
6- 4	0- 1	0- 0	NON-CONFERENCE	0- 0	0- 0	6- 3				
4- 0	0- 0	0- 0	HOME	0- 0	0- 0	4- 0				
2- 3	0- 1	0- 0	AWAY	0- 0	0- 0	2- 2				
0- 1	0- 0	0- 0	NEUTRAL	0- 0	0- 0	0- 1				
0- 10	0- 0	0- 1	CONFERENCE	0- 5	0- 1	0- 3				
0- 5	0- 0	0- 1	HOME	0- 3	0- 0	0- 1				
0- 5	0- 0	0- 0	AWAY	0- 2	0- 1	0- 2				
0- 0	0- 0	0- 0	NEUTRAL	0- 0	0- 0	0- 0				

RPI 1-25				RPI 26-50				RPI 51-100				RPI 101+ Team's RPI: 232			
RPI	S	Opponent	Score	RPI	S	Opponent	Score	RPI	S	Opponent	Score	RPI	S	Opponent	Score
23	A	Michigan St.	69 99	32	H	Ohio	79 82	62	H	Miami (OH)	75 82	138	A	Akron	71 74
								87	A	Toledo	56 76	156	N	Mercer	63 76
								87	H	Toledo	65 79	173	A	Xavier	49 65
								97	A	Northern Ill.	47 88	182	A	Ball St.	70 77
								97	H	Northern Ill.	52 66	184	A	Eastern Mich.	74 81
												188	A	Coastal Caro.	80 81
												218	H	Robert Morris	61 60
												225	H	Marshall	99 76
												249	H	Loyola Chicago	88 74
												280	A	Canisius	74 53
												283	H	Western Mich.	82 84
												292	A	Valparaiso	79 72
												337	H	Detroit Mercy	79 73
LAST 12 Division I GAMES:															
				62	H	Miami (OH)	75 82	97	H	Northern Ill.	52 66				
				97	A	Northern Ill.	47 88	138	A	Akron	71 74				
				87	A	Toledo	56 76	182	A	Ball St.	70 77				
				32	H	Ohio	79 82	283	H	Western Mich.	82 84				
				184	A	Eastern Mich.	74 81	292	A	Valparaiso	79 72				
				87	H	Toledo	65 79	337	H	Detroit Mercy	79 73				

Non-Div I Games: Davis & Elkins 63 28

Bowling Green

■ Loss,
 ■ Non-Conf,
 ■ S Site,
 ■ H Home
 ■ A Away
 N Neutral

Average RPI Win: 250	WON-LOST	WINNING	LAST 10	STRENGTH OF	OPP. STRENGTH	TEAM	ADJ.	CONF.	ADJ CONF.
Average RPI Loss: 102	RECORD	PCT. RANK	GAMES	SCHEDULE	OF SCHEDULE	RPI	RPI	RPI	RPI
DIV. I ONLY	16- 5	42	1- 0	320	170	155	155	13	13
DIV. I NON-CONF.	9- 1	29	1- 0	345	227	138	138	14	14
TOTALS	RPI 1-25	RPI 26-50	W-L RECORDS	RPI 51-100	RPI 101-150	RPI 150+			
16- 5	0- 1	0- 0	OVERALL	0- 3	0- 0	16- 1			
8- 3	0- 1	0- 0	HOME	0- 2	0- 0	8- 0			
7- 2	0- 0	0- 0	AWAY	0- 1	0- 0	7- 1			
1- 0	0- 0	0- 0	NEUTRAL	0- 0	0- 0	1- 0			
9- 1	0- 0	0- 0	NON-CONFERENCE	0- 1	0- 0	9- 0			
5- 0	0- 0	0- 0	HOME	0- 0	0- 0	5- 0			
3- 1	0- 0	0- 0	AWAY	0- 1	0- 0	3- 0			
1- 0	0- 0	0- 0	NEUTRAL	0- 0	0- 0	1- 0			
7- 4	0- 1	0- 0	CONFERENCE	0- 2	0- 0	7- 1			
3- 3	0- 1	0- 0	HOME	0- 2	0- 0	3- 0			
4- 1	0- 0	0- 0	AWAY	0- 0	0- 0	4- 1			
0- 0	0- 0	0- 0	NEUTRAL	0- 0	0- 0	0- 0			

RPI	S	Opponent	Score	RPI	S	Opponent	Score	RPI	S	Opponent	Score	RPI	S	Opponent	Score	Team's RPI: 155
21	H	Drake	63 92					51	A	Purdue	61 74	151	N	Delaware	59 47	
								63	H	Missouri St.	56 68	160	H	Southern Ill.	58 53	
								83	H	UNI	78 81	174	A	Indiana St.	61 45	
												174	H	Indiana St.	81 80	
												189	A	Illinois St.	79 68	
												214	H	Western Ill.	82 68	
												222	H	Southeast Mo. St.	85 79	
												249	A	Loyola Chicago	69 56	
												268	A	Cleveland St.	67 65	
												270	H	Eastern Ill.	67 64	
												292	A	Valparaiso	73 76	
												294	A	Fla. Atlantic	80 59	
												301	H	Oakland	73 64	
												315	A	Omaha	80 60	
												336	A	Evansville	75 68	
												336	H	Evansville	81 63	
												347	H	Chicago St.	89 59	
LAST 12 Division I GAMES:																
294	A	Fla. Atlantic	80 59	160	H	Southern Ill.	58 53									
336	H	Evansville	81 63	63	H	Missouri St.	56 68									
174	H	Indiana St.	81 80	174	A	Indiana St.	61 45									
249	A	Loyola Chicago	69 56	336	A	Evansville	75 68									
292	A	Valparaiso	73 76	83	H	UNI	78 81									
189	A	Illinois St.	79 68	21	H	Drake	63 92									

Non-Div I Games: Rockhurst 83 40

Bradley

■ Loss,
 ■ Non-Conf,
 ■ S Site,
 ■ Home
 ■ A Away
 N Neutral

Average RPI Win:	265	WON-LOST	WINNING	LAST 10	STRENGTH OF	OPP. STRENGTH	TEAM	ADJ.	CONF.	ADJ CONF.
Average RPI Loss:	125	RECORD	PCT. RANK	GAMES	SCHEDULE	OF SCHEDULE	RPI	RPI	RPI	RPI
DIV. I ONLY	7- 13	250	0- 1	165	217	227	227	11	11	
DIV. I NON-CONF.	6- 8	199	0- 1	272	280	232	232	11	11	
TOTALS	RPI 1-25	RPI 26-50	W-L RECORDS	RPI 51-100	RPI 101-150	RPI 150+				
7- 13	0- 1	0- 1	OVERALL	1- 6	0- 1	6- 4				
4- 4	0- 0	0- 1	HOME	1- 1	0- 0	3- 2				
2- 9	0- 1	0- 0	AWAY	0- 5	0- 1	2- 2				
1- 0	0- 0	0- 0	NEUTRAL	0- 0	0- 0	1- 0				
6- 8	0- 1	0- 1	NON-CONFERENCE	0- 2	0- 1	6- 3				
3- 2	0- 0	0- 1	HOME	0- 0	0- 0	3- 1				
2- 6	0- 1	0- 0	AWAY	0- 2	0- 1	2- 2				
1- 0	0- 0	0- 0	NEUTRAL	0- 0	0- 0	1- 0				
1- 5	0- 0	0- 0	CONFERENCE	1- 4	0- 0	0- 1				
1- 2	0- 0	0- 0	HOME	1- 1	0- 0	0- 1				
0- 3	0- 0	0- 0	AWAY	0- 3	0- 0	0- 0				
0- 0	0- 0	0- 0	NEUTRAL	0- 0	0- 0	0- 0				

RPI 1-25				RPI 26-50				RPI 51-100				RPI 101+ Team's RPI: 227			
RPI	S	Opponent	Score	RPI	S	Opponent	Score	RPI	S	Opponent	Score	RPI	S	Opponent	Score
19	A	Rutgers	52 73	46	H	Bucknell	78 91	72	A	Penn	43 83	142	A	Boston U.	51 72
								74	A	Yale	72 84	196	H	Massachusetts	61 90
								74	H	Yale	86 71	200	H	Dartmouth	61 81
								75	A	Maine	96 102	208	A	Holy Cross	89 85
								84	H	Harvard	83 100	228	A	Rhode Island	67 72
								93	A	Princeton	74 93	303	H	Central Conn. St.	68 63
								97	A	Northern Ill.	102 109	305	A	Bryant	57 75
												305	N	Bryant	84 68
												308	H	Fairfield	68 49
												311	H	New Hampshire	76 70
												347	A	Chicago St.	90 65
LAST 12 Division I GAMES:															
228	A	Rhode Island	67 72	74	H	Yale	86 71								
93	A	Princeton	74 93	19	A	Rutgers	52 73								
72	A	Penn	43 83	97	A	Northern Ill.	102 109								
84	H	Harvard	83 100	347	A	Chicago St.	90 65								
200	H	Dartmouth	61 81	75	A	Maine	96 102								
74	A	Yale	72 84	305	N	Bryant	84 68								

Non-Div I Games: Johnson & Wales (RI78 46 Adelphi 75 62

Brown

Loss, Non-Conf, S Site, H Home A Away N Neutral

Average RPI Win:	276	WON-LOST	WINNING	LAST 10	STRENGTH OF	OPP. STRENGTH	TEAM	ADJ.	CONF.	ADJ CONF.
Average RPI Loss:	195	RECORD	PCT. RANK	GAMES	SCHEDULE	OF SCHEDULE	RPI	RPI	RPI	RPI
DIV. I ONLY	6- 15	285	0- 1	280	314	305	305	31	31	
DIV. I NON-CONF.	2- 9	297	0- 1	197	219	289	289	31	31	
TOTALS	RPI 1-25	RPI 26-50	W-L RECORDS	RPI 51-100	RPI 101-150	RPI 150+				
6- 15	0- 0	0- 0	OVERALL	0- 2	0- 4	6- 9				
4- 4	0- 0	0- 0	HOME	0- 1	0- 0	4- 3				
2- 9	0- 0	0- 0	AWAY	0- 1	0- 3	2- 5				
0- 2	0- 0	0- 0	NEUTRAL	0- 0	0- 1	0- 1				
2- 9	0- 0	0- 0	NON-CONFERENCE	0- 2	0- 4	2- 3				
1- 2	0- 0	0- 0	HOME	0- 1	0- 0	1- 1				
1- 5	0- 0	0- 0	AWAY	0- 1	0- 3	1- 1				
0- 2	0- 0	0- 0	NEUTRAL	0- 0	0- 1	0- 1				
4- 6	0- 0	0- 0	CONFERENCE	0- 0	0- 0	4- 6				
3- 2	0- 0	0- 0	HOME	0- 0	0- 0	3- 2				
1- 4	0- 0	0- 0	AWAY	0- 0	0- 0	1- 4				
0- 0	0- 0	0- 0	NEUTRAL	0- 0	0- 0	0- 0				

RPI S	Opponent	Score	RPI S	Opponent	Score	RPI S	Opponent	Score	RPI S	Opponent	Score	Team's RPI: 305
						68	A West Virginia	48 94	105	A Boston College	46 83	
						75	H Maine	57 74	106	A Hartford	57 67	
									117	N Providence	64 72	
									142	A Boston U.	65 67	
									208	H Holy Cross	62 81	
									212	H Saint Francis (PA)	66 63	
									218	A Robert Morris	56 59	
									218	H Robert Morris	57 60	
									223	A Sacred Heart	48 49	
									227	H Brown	75 57	
									227	N Brown	68 84	
									245	A Mt. St. Mary's	73 68	
									258	H St. Francis Brooklyn	55 60	
									303	A Central Conn. St.	65 66	
									303	H Central Conn. St.	72 60	
									311	A New Hampshire	74 79	
									320	A UMass Lowell	58 57	
									344	A Fairleigh Dickinson	53 63	
									351	H LIU Brooklyn	69 62	
LAST 12 Division I GAMES:												
			117	N Providence	64 72		218	H Robert Morris	57 60			
			218	A Robert Morris	56 59		223	A Sacred Heart	48 49			
			303	A Central Conn. St.	65 66		245	A Mt. St. Mary's	73 68			
			344	A Fairleigh Dickinson	53 63		258	H St. Francis Brooklyn	55 60			
			303	H Central Conn. St.	72 60		351	H LIU Brooklyn	69 62			
			212	H Saint Francis (PA)	66 63		208	H Holy Cross	62 81			

Non-Div I Games:

Bryant

■ Loss,
 ■ Non-Conf,
 ■ S Site,
 ■ H Home
 ■ A Away
 N Neutral

Average RPI Win:	218	WON-LOST	WINNING	LAST 10	STRENGTH OF	OPP. STRENGTH	TEAM	ADJ.	CONF.	ADJ CONF.
Average RPI Loss:	60	RECORD	PCT. RANK	GAMES	SCHEDULE	OF SCHEDULE	RPI	RPI	RPI	RPI
DIV. I ONLY	19- 4	20	1- 0	153	193	46	46	19	19	
DIV. I NON-CONF.	9- 3	61	0- 0	110	125	32	32	22	22	
TOTALS	RPI 1-25	RPI 26-50	W-L RECORDS	RPI 51-100	RPI 101-150	RPI 150+				
19- 4	0- 2	0- 0	OVERALL	2- 1	2- 1	15- 0				
8- 1	0- 0	0- 0	HOME	2- 0	1- 1	5- 0				
9- 3	0- 2	0- 0	AWAY	0- 1	1- 0	8- 0				
2- 0	0- 0	0- 0	NEUTRAL	0- 0	0- 0	2- 0				
9- 3	0- 2	0- 0	NON-CONFERENCE	1- 1	1- 0	7- 0				
4- 0	0- 0	0- 0	HOME	1- 0	1- 0	2- 0				
3- 3	0- 2	0- 0	AWAY	0- 1	0- 0	3- 0				
2- 0	0- 0	0- 0	NEUTRAL	0- 0	0- 0	2- 0				
10- 1	0- 0	0- 0	CONFERENCE	1- 0	1- 1	8- 0				
4- 1	0- 0	0- 0	HOME	1- 0	0- 1	3- 0				
6- 0	0- 0	0- 0	AWAY	0- 0	1- 0	5- 0				
0- 0	0- 0	0- 0	NEUTRAL	0- 0	0- 0	0- 0				

RPI 1-25				RPI 26-50		Team's RPI: 46		RPI 51-100				RPI 101+			
RPI	S	Opponent	Score	RPI	S	Opponent	Score	RPI	S	Opponent	Score	RPI	S	Opponent	Score
9	A	Syracuse	56 70					66	H	Quinnipiac	75 58	128	H	Youngstown St.	73 68
10	A	Iowa St.	61 86					77	A	Drexel	42 64	142	A	Boston U.	62 58
								95	H	American	71 56	142	H	Boston U.	62 70
												154	H	Lehigh	71 53
												177	H	Rider	80 59
												196	N	Massachusetts	77 58
												206	A	Navy	77 43
												208	H	Holy Cross	75 71
												210	A	St. Bonaventure	77 46
												215	A	Monmouth	70 32
												227	A	Brown	91 78
												247	A	Colgate	90 62
												302	A	Army West Point	66 52
												307	A	Loyola Maryland	75 57
												308	N	Fairfield	77 54
												312	A	Lafayette	56 47
												312	H	Lafayette	75 43
												331	H	Iona	81 43
LAST 12 Division I GAMES:															
312	H	Lafayette	75 43	154	H	Lehigh	71 53								
142	A	Boston U.	62 58	312	A	Lafayette	56 47								
206	A	Navy	77 43	302	A	Army West Point	66 52								
208	H	Holy Cross	75 71	142	H	Boston U.	62 70								
307	A	Loyola Maryland	75 57	95	H	American	71 56								
247	A	Colgate	90 62	10	A	Iowa St.	61 86								

Non-Div I Games:

Bucknell

■ Loss,
 ■ Non-Conf, S Site,
 ■ Home
 ■ Away
 N Neutral

Buffalo

Through Games Of Feb. 10, 2019

Average RPI Win:	165	WON-LOST	WINNING	LAST 10	STRENGTH OF	OPP. STRENGTH	TEAM	ADJ.	CONF.	ADJ CONF.
Average RPI Loss:	36	RECORD	PCT. RANK	GAMES	SCHEDULE	OF SCHEDULE	RPI	RPI	RPI	RPI
DIV. I ONLY	16- 5	42	1- 0	34	97	24	24	7	7	
DIV. I NON-CONF.	8- 3	72	0- 0	71	90	31	31	8	8	
TOTALS	RPI 1-25	RPI 26-50	W-L RECORDS	RPI 51-100	RPI 101-150	RPI 150+				
16- 5	0- 2	1- 2	OVERALL	5- 0	1- 1	9- 0				
7- 2	0- 1	0- 1	HOME	3- 0	1- 0	3- 0				
7- 3	0- 1	0- 1	AWAY	1- 0	0- 1	6- 0				
2- 0	0- 0	1- 0	NEUTRAL	1- 0	0- 0	0- 0				
8- 3	0- 2	1- 0	NON-CONFERENCE	1- 0	0- 1	6- 0				
2- 1	0- 1	0- 0	HOME	0- 0	0- 0	2- 0				
4- 2	0- 1	0- 0	AWAY	0- 0	0- 1	4- 0				
2- 0	0- 0	1- 0	NEUTRAL	1- 0	0- 0	0- 0				
8- 2	0- 0	0- 2	CONFERENCE	4- 0	1- 0	3- 0				
5- 1	0- 0	0- 1	HOME	3- 0	1- 0	1- 0				
3- 1	0- 0	0- 1	AWAY	1- 0	0- 0	2- 0				
0- 0	0- 0	0- 0	NEUTRAL	0- 0	0- 0	0- 0				

RPI 1-25				RPI 26-50				RPI 51-100				RPI 101+			
RPI	S	Opponent	Score	RPI	S	Opponent	Score	RPI	S	Opponent	Score	RPI	S	Opponent	Score
4	A	Oregon	82 102	26	A	Central Mich.	65 76	62	A	Miami (OH)	66 59	113	A	Dayton	59 72
5	H	Stanford	55 62	28	N	South Dakota St.	61 55	85	H	Kent St.	75 66	138	H	Akron	91 72
				32	H	Ohio	71 74	87	H	Toledo	73 63	179	A	UMES	69 63
								92	N	Georgetown	73 64	182	H	Ball St.	77 65
								97	H	Northern Ill.	93 64	184	A	Eastern Mich.	91 84
												200	A	Dartmouth	75 69
												210	H	St. Bonaventure	90 43
												235	H	Niagara	88 61
												280	A	Canisius	84 66
												283	A	Western Mich.	61 59
												303	A	Central Conn. St.	82 69
LAST 12 Division I GAMES:															
85	H	Kent St.	75 66	182	H	Ball St.	77 65								
87	H	Toledo	73 63	62	A	Miami (OH)	66 59								
26	A	Central Mich.	65 76	184	A	Eastern Mich.	91 84								
97	H	Northern Ill.	93 64	32	H	Ohio	71 74								
138	H	Akron	91 72	210	H	St. Bonaventure	90 43								
283	A	Western Mich.	61 59	5	H	Stanford	55 62								

Non-Div I Games:

Buffalo

■ Loss,
■ Non-Conf, S Site,
■ Home
■ Away
N Neutral

Average RPI Win:	166	WON-LOST	WINNING	LAST 10	STRENGTH OF	OPP. STRENGTH	TEAM	ADJ.	CONF.	ADJ CONF.
Average RPI Loss:	64	RECORD	PCT. RANK	GAMES	SCHEDULE	OF SCHEDULE	RPI	RPI	RPI	RPI
DIV. I ONLY	18- 5	32	1- 0	121	78	44	44	6	6	
DIV. I NON-CONF.	10- 1	17	0- 0	253	175	51	51	4	4	
TOTALS	RPI 1-25	RPI 26-50	W-L RECORDS	RPI 51-100	RPI 101-150	RPI 150+				
18- 5	0- 1	1- 2	OVERALL	1- 0	6- 2	10- 0				
10- 2	0- 1	0- 1	HOME	0- 0	2- 0	8- 0				
6- 3	0- 0	1- 1	AWAY	1- 0	3- 2	1- 0				
2- 0	0- 0	0- 0	NEUTRAL	0- 0	1- 0	1- 0				
10- 1	0- 0	0- 1	NON-CONFERENCE	0- 0	2- 0	8- 0				
7- 0	0- 0	0- 0	HOME	0- 0	0- 0	7- 0				
1- 1	0- 0	0- 1	AWAY	0- 0	1- 0	0- 0				
2- 0	0- 0	0- 0	NEUTRAL	0- 0	1- 0	1- 0				
8- 4	0- 1	1- 1	CONFERENCE	1- 0	4- 2	2- 0				
3- 2	0- 1	0- 1	HOME	0- 0	2- 0	1- 0				
5- 2	0- 0	1- 0	AWAY	1- 0	2- 2	1- 0				
0- 0	0- 0	0- 0	NEUTRAL	0- 0	0- 0	0- 0				

RPI 1-25				RPI 26-50				Team's RPI: 44	RPI 51-100				RPI 101+			
RPI	S	Opponent	Score	RPI	S	Opponent	Score		RPI	S	Opponent	Score	RPI	S	Opponent	Score
8	H	Marquette	58 87	34	H	DePaul	78 86		92	A	Georgetown	59 50	107	N	Ohio St.	66 53
				40	A	Indiana	46 66						110	A	St. John's (NY)	73 68
				41	A	Villanova	63 55						110	H	St. John's (NY)	66 45
													116	A	Creighton	75 43
													117	A	Providence	68 74
													120	A	Seton Hall	62 83
													120	H	Seton Hall	62 59
													138	A	Akron	63 47
													173	A	Xavier	63 41
													173	H	Xavier	63 38
													174	H	Indiana St.	72 49
													182	H	Ball St.	64 47
													184	N	Eastern Mich.	73 63
													189	H	Illinois St.	58 56
													214	H	Western Ill.	92 51
													270	H	Eastern Ill.	72 37
													282	H	Murray St.	86 65
													320	H	UMass Lowell	89 36
LAST 12 Division I GAMES:																
173	H	Xavier	63 38	117	A	Providence	68 74									
120	A	Seton Hall	62 83	173	A	Xavier	63 41									
110	A	St. John's (NY)	73 68	110	H	St. John's (NY)	66 45									
8	H	Marquette	58 87	120	H	Seton Hall	62 59									
34	H	DePaul	78 86	92	A	Georgetown	59 50									
116	A	Creighton	75 43	41	A	Villanova	63 55									

Non-Div I Games:

Butler

CSU Bakersfield

Through Games Of Feb. 10, 2019

Average RPI Win:	265	WON-LOST	WINNING	LAST 10	STRENGTH OF	OPP. STRENGTH	TEAM	ADJ.	CONF.	ADJ CONF.
Average RPI Loss:	213	RECORD	PCT. RANK	GAMES	SCHEDULE	OF SCHEDULE	RPI	RPI	RPI	RPI
DIV. I ONLY	7- 14	256	0- 1	303	312	272	272	30	30	
DIV. I NON-CONF.	2- 9	297	0- 0	289	247	314	314	30	30	
TOTALS	RPI 1-25	RPI 26-50	W-L RECORDS	RPI 51-100	RPI 101-150	RPI 150+				
7- 14	0- 0	0- 1	OVERALL	1- 0	0- 0	6- 13				
2- 3	0- 0	0- 0	HOME	1- 0	0- 0	1- 3				
5- 11	0- 0	0- 1	AWAY	0- 0	0- 0	5- 10				
0- 0	0- 0	0- 0	NEUTRAL	0- 0	0- 0	0- 0				
2- 9	0- 0	0- 1	NON-CONFERENCE	1- 0	0- 0	1- 8				
1- 1	0- 0	0- 0	HOME	1- 0	0- 0	0- 1				
1- 8	0- 0	0- 1	AWAY	0- 0	0- 0	1- 7				
0- 0	0- 0	0- 0	NEUTRAL	0- 0	0- 0	0- 0				
5- 5	0- 0	0- 0	CONFERENCE	0- 0	0- 0	5- 5				
1- 2	0- 0	0- 0	HOME	0- 0	0- 0	1- 2				
4- 3	0- 0	0- 0	AWAY	0- 0	0- 0	4- 3				
0- 0	0- 0	0- 0	NEUTRAL	0- 0	0- 0	0- 0				

RPI 1-25	RPI 26-50	RPI 51-100	RPI 101+	Team's RPI: 272
RPI S Opponent Score	RPI S Opponent Score	RPI S Opponent Score	RPI S Opponent Score	
	30 Oregon St. 52 92	76 Wright St. 76 74	164 UC Riverside 67 79	
			166 New Mexico St. 48 61	
			166 New Mexico St. 59 61	
			171 UC Irvine 78 85	
			172 North Texas 59 71	
			205 SMU 43 49	
			217 UTRGV 56 64	
			217 UTRGV 68 63	
			237 UMKC 67 57	
			244 Cal St. Fullerton 56 64	
			262 California Baptist 45 68	
			266 UTEP 47 53	
			281 Utah Valley 70 78	
			293 UC Santa Barbara 56 48	
			315 Omaha 46 53	
			324 San Jose St. 72 82	
			339 Grand Canyon 59 46	
			343 Seattle U 70 60	
			347 Chicago St. 67 56	
LAST 12 Division I GAMES:				
217 UTRGV 56 64	166 New Mexico St. 59 61			
166 New Mexico St. 48 61	217 UTRGV 68 63			
339 Grand Canyon 59 46	281 Utah Valley 70 78			
262 California Baptist 45 68	343 Seattle U 70 60			
347 Chicago St. 67 56	164 UC Riverside 67 79			
237 UMKC 67 57	30 Oregon St. 52 92			

Non-Div I Games: Whittier 74 46 Westcliff 91 37

CSU Bakersfield

Loss, Non-Conf, S Site, Home Away N Neutral

Average RPI Win:	237	WON-LOST	WINNING	LAST 10	STRENGTH OF	OPP. STRENGTH	TEAM	ADJ.	CONF.	ADJ CONF.
Average RPI Loss:	91	RECORD	PCT. RANK	GAMES	SCHEDULE	OF SCHEDULE	RPI	RPI	RPI	RPI
DIV. I ONLY	11- 12	171	0- 1	143	129	158	158	21	21	
DIV. I NON-CONF.	6- 8	199	0- 1	124	45	153	153	20	20	
TOTALS	RPI 1-25	RPI 26-50	W-L RECORDS	RPI 51-100	RPI 101-150	RPI 150+				
11- 12	0- 2	0- 2	OVERALL	0- 6	1- 0	10- 2				
7- 3	0- 0	0- 0	HOME	0- 3	1- 0	6- 0				
4- 9	0- 2	0- 2	AWAY	0- 3	0- 0	4- 2				
0- 0	0- 0	0- 0	NEUTRAL	0- 0	0- 0	0- 0				
6- 8	0- 2	0- 2	NON-CONFERENCE	0- 4	1- 0	5- 0				
4- 2	0- 0	0- 0	HOME	0- 2	1- 0	3- 0				
2- 6	0- 2	0- 2	AWAY	0- 2	0- 0	2- 0				
0- 0	0- 0	0- 0	NEUTRAL	0- 0	0- 0	0- 0				
5- 4	0- 0	0- 0	CONFERENCE	0- 2	0- 0	5- 2				
3- 1	0- 0	0- 0	HOME	0- 1	0- 0	3- 0				
2- 3	0- 0	0- 0	AWAY	0- 1	0- 0	2- 2				
0- 0	0- 0	0- 0	NEUTRAL	0- 0	0- 0	0- 0				

RPI 1-25				RPI 26-50				RPI 51-100				RPI 101+ Team's RPI: 158			
RPI	S	Opponent	Score	RPI	S	Opponent	Score	RPI	S	Opponent	Score	RPI	S	Opponent	Score
5	A	Stanford	43 69	35	A	California	42 67	65	A	Boise St.	63 74	122	H	Washington St.	65 52
21	A	Drake	63 73	49	A	Southern California	42 58	84	H	Harvard	55 75	164	H	UC Riverside	69 56
								89	A	Idaho	73 88	171	A	UC Irvine	61 65
								91	A	UC Davis	54 70	183	A	Santa Clara	53 38
								91	H	UC Davis	49 60	202	H	San Diego St.	77 74
								99	H	Loyola Marymount	53 72	240	A	Hawaii	49 29
												244	H	Cal St. Fullerton	74 44
												261	A	Long Beach St.	51 37
												262	H	California Baptist	73 67
												293	A	UC Santa Barbara	60 61
												293	H	UC Santa Barbara	73 65
												315	A	Omaha	64 52
												324	H	San Jose St.	76 40
LAST 12 Division I GAMES:															
		84	H	Harvard	55	75				164	H	UC Riverside	69	56	
		293	A	UC Santa Barbara	60	61				240	A	Hawaii	49	29	
		91	A	UC Davis	54	70				171	A	UC Irvine	61	65	
		244	H	Cal St. Fullerton	74	44				293	H	UC Santa Barbara	73	65	
		261	A	Long Beach St.	51	37				5	A	Stanford	43	69	
		91	H	UC Davis	49	60				324	H	San Jose St.	76	40	

Non-Div I Games:

CSUN

■ Loss,
■ Non-Conf,
■ S Site,
■ H Home
■ A Away
N Neutral

Average RPI Win:	274	WON-LOST	WINNING	LAST 10	STRENGTH OF	OPP. STRENGTH	TEAM	ADJ.	CONF.	ADJ CONF.
Average RPI Loss:	161	RECORD	PCT. RANK	GAMES	SCHEDULE	OF SCHEDULE	RPI	RPI	RPI	RPI
DIV. I ONLY	4- 15	317	0- 1	239	194	310	310	21	21	
DIV. I NON-CONF.	2- 8	293	0- 0	237	76	293	293	20	20	
TOTALS	RPI 1-25	RPI 26-50	W-L RECORDS	RPI 51-100	RPI 101-150	RPI 150+				
4- 15	0- 0	0- 3	OVERALL	0- 1	0- 2	4- 9				
3- 6	0- 0	0- 1	HOME	0- 1	0- 1	3- 3				
1- 8	0- 0	0- 2	AWAY	0- 0	0- 1	1- 5				
0- 1	0- 0	0- 0	NEUTRAL	0- 0	0- 0	0- 1				
2- 8	0- 0	0- 3	NON-CONFERENCE	0- 0	0- 2	2- 3				
1- 3	0- 0	0- 1	HOME	0- 0	0- 1	1- 1				
1- 4	0- 0	0- 2	AWAY	0- 0	0- 1	1- 1				
0- 1	0- 0	0- 0	NEUTRAL	0- 0	0- 0	0- 1				
2- 7	0- 0	0- 0	CONFERENCE	0- 1	0- 0	2- 6				
2- 3	0- 0	0- 0	HOME	0- 1	0- 0	2- 2				
0- 4	0- 0	0- 0	AWAY	0- 0	0- 0	0- 4				
0- 0	0- 0	0- 0	NEUTRAL	0- 0	0- 0	0- 0				

RPI S	Opponent	Score	RPI S	Opponent	Score	RPI S	Opponent	Score	RPI S	Opponent	Score	Team's RPI: 310
30	A Oregon St.	54 79	37	A UCLA	35 81	91	H UC Davis	61 85	114	A Fresno St.	58 76	
45	H Saint Mary's (CA)	51 69							124	H Pepperdine	63 70	
									171	A UC Irvine	57 73	
									171	H UC Irvine	59 75	
									186	H Illinois	51 74	
									197	H Eastern Wash.	59 55	
									229	A Sacramento St.	85 88	
									239	N San Francisco	62 65	
									240	A Hawaii	52 70	
									240	H Hawaii	54 71	
									244	A Cal St. Fullerton	64 78	
									261	A Long Beach St.	58 61	
									261	H Long Beach St.	66 59	
									293	H UC Santa Barbara	75 67	
									343	A Seattle U	60 50	
LAST 12 Division I GAMES:												
91	H UC Davis	61 85	261	A Long Beach St.	58 61							
261	H Long Beach St.	66 59	293	H UC Santa Barbara	75 67							
240	A Hawaii	52 70	171	H UC Irvine	59 75							
171	A UC Irvine	57 73	37	A UCLA	35 81							
240	H Hawaii	54 71	343	A Seattle U	60 50							
244	A Cal St. Fullerton	64 78	45	H Saint Mary's (CA)	51 69							

Non-Div I Games: Academy of Art 87 65

Cal Poly

■ Loss,
■ Non-Conf,
■ S Site,
■ H Home
■ A Away
N Neutral

Average RPI Win:	279	WON-LOST	WINNING	LAST 10	STRENGTH OF	OPP. STRENGTH	TEAM	ADJ.	CONF.	ADJ CONF.
Average RPI Loss:	155	RECORD	PCT. RANK	GAMES	SCHEDULE	OF SCHEDULE	RPI	RPI	RPI	RPI
DIV. I ONLY	10- 11	180	0- 1	301	258	244	244	21	21	
DIV. I NON-CONF.	7- 5	132	0- 0	322	271	230	230	20	20	
TOTALS	RPI 1-25	RPI 26-50	W-L RECORDS	RPI 51-100	RPI 101-150	RPI 150+				
10- 11	0- 0	0- 0	OVERALL	0- 3	0- 1	10- 7				
5- 5	0- 0	0- 0	HOME	0- 2	0- 0	5- 3				
5- 6	0- 0	0- 0	AWAY	0- 1	0- 1	5- 4				
0- 0	0- 0	0- 0	NEUTRAL	0- 0	0- 0	0- 0				
7- 5	0- 0	0- 0	NON-CONFERENCE	0- 1	0- 1	7- 3				
3- 3	0- 0	0- 0	HOME	0- 1	0- 0	3- 2				
4- 2	0- 0	0- 0	AWAY	0- 0	0- 1	4- 1				
0- 0	0- 0	0- 0	NEUTRAL	0- 0	0- 0	0- 0				
3- 6	0- 0	0- 0	CONFERENCE	0- 2	0- 0	3- 4				
2- 2	0- 0	0- 0	HOME	0- 1	0- 0	2- 1				
1- 4	0- 0	0- 0	AWAY	0- 1	0- 0	1- 3				
0- 0	0- 0	0- 0	NEUTRAL	0- 0	0- 0	0- 0				

RPI 1-25				RPI 26-50				RPI 51-100				RPI 101+				Team's RPI: 244	
RPI	S	Opponent	Score	RPI	S	Opponent	Score	RPI	S	Opponent	Score	RPI	S	Opponent	Score		
								79	H	Pacific	64	72	145	A	Washington	74	83
								91	A	UC Davis	51	75	158	A	CSUN	44	74
								91	H	UC Davis	39	75	161	A	Portland	74	83
												164	A	UC Riverside	59	62	
												171	A	UC Irvine	61	65	
												183	H	Santa Clara	60	64	
												200	H	Dartmouth	67	62	
												202	H	San Diego St.	72	83	
												240	H	Hawaii	72	68	
												261	H	Long Beach St.	53	59	
												262	A	California Baptist	79	65	
												264	A	Columbia	61	58	
												272	H	CSU Bakersfield	64	56	
												281	H	Utah Valley	56	55	
												293	A	UC Santa Barbara	59	52	
												310	H	Cal Poly	78	64	
												328	A	Saint Peter's	69	45	
												343	A	Seattle U	57	54	
LAST 12 Division I GAMES:																	
				171	A	UC Irvine	61	65	310	H	Cal Poly	78	64				
				164	A	UC Riverside	59	62	91	A	UC Davis	51	75				
				261	H	Long Beach St.	53	59	240	H	Hawaii	72	68				
				158	A	CSUN	44	74	281	H	Utah Valley	56	55				
				91	H	UC Davis	39	75	79	H	Pacific	64	72				
				293	A	UC Santa Barbara	59	52	328	A	Saint Peter's	69	45				

Non-Div I Games: Antelope Valley 77 65

Cal St. Fullerton

■ Loss,
 ■ Non-Conf,
 ■ S Site,
 ■ H Home
 ■ A Away
 N Neutral

California

Through Games Of Feb. 10, 2019

Average RPI Win:	122	WON-LOST	WINNING	LAST 10	STRENGTH OF	OPP. STRENGTH	TEAM	ADJ.	CONF.	ADJ CONF.
Average RPI Loss:	35	RECORD	PCT. RANK	GAMES	SCHEDULE	OF SCHEDULE	RPI	RPI	RPI	RPI
DIV. I ONLY	14- 9	113	0- 1	15	8	35	35	2	2	
DIV. I NON-CONF.	9- 2	43	0- 0	58	37	26	26	2	2	
TOTALS	RPI 1-25	RPI 26-50	W-L RECORDS	RPI 51-100	RPI 101-150	RPI 150+				
14- 9	1- 4	3- 3	OVERALL	2- 2	5- 0	3- 0				
7- 5	1- 2	1- 2	HOME	1- 1	2- 0	2- 0				
5- 4	0- 2	2- 1	AWAY	0- 1	2- 0	1- 0				
2- 0	0- 0	0- 0	NEUTRAL	1- 0	1- 0	0- 0				
9- 2	0- 1	2- 0	NON-CONFERENCE	2- 1	2- 0	3- 0				
3- 2	0- 1	0- 0	HOME	1- 1	0- 0	2- 0				
4- 0	0- 0	2- 0	AWAY	0- 0	1- 0	1- 0				
2- 0	0- 0	0- 0	NEUTRAL	1- 0	1- 0	0- 0				
5- 7	1- 3	1- 3	CONFERENCE	0- 1	3- 0	0- 0				
4- 3	1- 1	1- 2	HOME	0- 0	2- 0	0- 0				
1- 4	0- 2	0- 1	AWAY	0- 1	1- 0	0- 0				
0- 0	0- 0	0- 0	NEUTRAL	0- 0	0- 0	0- 0				

RPI 1-25				RPI 26-50				Team's RPI: 35	RPI 51-100				RPI 101+			
RPI	S	Opponent	Score	RPI	S	Opponent	Score		RPI	S	Opponent	Score	RPI	S	Opponent	Score
4	H	Oregon	82 105	30	H	Oregon St.	74 82		79	N	Pacific	81 69	122	H	Washington St.	77 63
5	A	Stanford	50 75	37	H	UCLA	79 84		80	A	Arizona	55 60	130	A	Penn St.	75 58
5	H	Stanford	81 80	38	A	BYU	70 52		84	H	Harvard	79 85	136	A	Colorado	80 60
7	H	UConn	66 76	45	A	Saint Mary's (CA)	81 78		100	H	Houston	80 79	144	N	Tulane	65 57
18	A	Arizona St.	61 62	49	H	Southern California	66 59						145	H	Washington	79 70
				50	A	Utah	74 87						158	H	CSUN	67 42
													257	A	San Diego	70 53
													293	H	UC Santa Barbara	69 45
LAST 12 Division I GAMES:																
30	H	Oregon St.	74 82	145	H	Washington	79 70									
4	H	Oregon	82 105	122	H	Washington St.	77 63									
5	A	Stanford	50 75	18	A	Arizona St.	61 62									
5	H	Stanford	81 80	80	A	Arizona	55 60									
136	A	Colorado	80 60	49	H	Southern California	66 59									
50	A	Utah	74 87	37	H	UCLA	79 84									

Non-Div I Games:

California

■ Loss,
■ Non-Conf,
■ S Site,
■ H Home
■ A Away
N Neutral

Average RPI Win:	283	WON-LOST	WINNING	LAST 10	STRENGTH OF	OPP. STRENGTH	TEAM	ADJ.	CONF.	ADJ CONF.
Average RPI Loss:	194	RECORD	PCT. RANK	GAMES	SCHEDULE	OF SCHEDULE	RPI	RPI	RPI	RPI
DIV. I ONLY	9- 10	186	1- 0	336	308	262	262	30	30	
DIV. I NON-CONF.	3- 6	241	0- 0	251	226	255	255	30	30	
TOTALS	RPI 1-25	RPI 26-50	W-L RECORDS	RPI 51-100	RPI 101-150	RPI 150+				
9- 10	0- 0	0- 1	OVERALL	0- 0	0- 1	9- 8				
4- 3	0- 0	0- 0	HOME	0- 0	0- 1	4- 2				
5- 6	0- 0	0- 0	AWAY	0- 0	0- 0	5- 6				
0- 1	0- 0	0- 1	NEUTRAL	0- 0	0- 0	0- 0				
3- 6	0- 0	0- 1	NON-CONFERENCE	0- 0	0- 1	3- 4				
1- 2	0- 0	0- 0	HOME	0- 0	0- 1	1- 1				
2- 3	0- 0	0- 0	AWAY	0- 0	0- 0	2- 3				
0- 1	0- 0	0- 1	NEUTRAL	0- 0	0- 0	0- 0				
6- 4	0- 0	0- 0	CONFERENCE	0- 0	0- 0	6- 4				
3- 1	0- 0	0- 0	HOME	0- 0	0- 0	3- 1				
3- 3	0- 0	0- 0	AWAY	0- 0	0- 0	3- 3				
0- 0	0- 0	0- 0	NEUTRAL	0- 0	0- 0	0- 0				

RPI 1-25			RPI 26-50			RPI 51-100			RPI 101+			Team's RPI: 262
RPI	S	Opponent	Score	RPI	S	Opponent	Score	RPI	S	Opponent	Score	
				38	N	BYU	69 76					
								101	H	Idaho St.	57 72	
								158	A	CSUN	67 73	
								164	H	UC Riverside	65 57	
								166	A	New Mexico St.	69 76	
								202	A	San Diego St.	67 83	
								217	A	UTRGV	56 60	
								234	A	Northern Ariz.	88 91	
								237	A	UMKC	95 92	
								237	H	UMKC	74 78	
								244	H	Cal St. Fullerton	65 79	
								261	A	Long Beach St.	85 83	
								272	A	CSU Bakersfield	68 45	
								281	H	Utah Valley	83 54	
								293	A	UC Santa Barbara	76 64	
								339	A	Grand Canyon	71 75	
								343	H	Seattle U	100 83	
								347	A	Chicago St.	93 67	
								347	H	Chicago St.	89 52	
LAST 12 Division I GAMES:												
				237	A	UMKC	95 92					
				347	A	Chicago St.	93 67					
				343	H	Seattle U	100 83					
				281	H	Utah Valley	83 54					
				339	A	Grand Canyon	71 75					
				272	A	CSU Bakersfield	68 45					
				347	H	Chicago St.	89 52					
				237	H	UMKC	74 78					
				217	A	UTRGV	56 60					
				166	A	New Mexico St.	69 76					
				293	A	UC Santa Barbara	76 64					
				164	H	UC Riverside	65 57					

Non-Div I Games: La Sierra 91 44 Notre Dame de Namur 80 47 Fresno Pacific 93 71 Westcliff 133 43 California Baptist

Average RPI Win:	298	WON-LOST	WINNING	LAST 10	STRENGTH OF	OPP. STRENGTH	TEAM	ADJ.	CONF.	ADJ CONF.
Average RPI Loss:	168	RECORD	PCT. RANK	GAMES	SCHEDULE	OF SCHEDULE	RPI	RPI	RPI	RPI
DIV. I ONLY	12- 8	118	1- 0	333	317	241	241	28	28	
DIV. I NON-CONF.	6- 3	91	1- 0	327	317	217	217	29	29	
TOTALS	RPI 1-25	RPI 26-50	W-L RECORDS	RPI 51-100	RPI 101-150	RPI 150+				
12- 8	0- 0	0- 0	OVERALL	0- 2	0- 2	12- 4				
6- 5	0- 0	0- 0	HOME	0- 2	0- 0	6- 3				
5- 3	0- 0	0- 0	AWAY	0- 0	0- 2	5- 1				
1- 0	0- 0	0- 0	NEUTRAL	0- 0	0- 0	1- 0				
6- 3	0- 0	0- 0	NON-CONFERENCE	0- 1	0- 1	6- 1				
2- 2	0- 0	0- 0	HOME	0- 1	0- 0	2- 1				
3- 1	0- 0	0- 0	AWAY	0- 0	0- 1	3- 0				
1- 0	0- 0	0- 0	NEUTRAL	0- 0	0- 0	1- 0				
6- 5	0- 0	0- 0	CONFERENCE	0- 1	0- 1	6- 3				
4- 3	0- 0	0- 0	HOME	0- 1	0- 0	4- 2				
2- 2	0- 0	0- 0	AWAY	0- 0	0- 1	2- 1				
0- 0	0- 0	0- 0	NEUTRAL	0- 0	0- 0	0- 0				

RPI S	Opponent	Score	RPI S	Opponent	Score	RPI S	Opponent	Score	RPI S	Opponent	Score	Team's RPI: 241
						71	H Old Dominion	59 83	105	A Boston College	56 76	
						94	H Radford	52 56	133	A High Point	60 65	
									190	H Hampton	52 46	
									194	A UNC Asheville	52 60	
									194	H UNC Asheville	49 48	
									226	H Howard	64 69	
									260	H Gardner-Webb	38 52	
									263	H Winthrop	46 59	
									274	A Norfolk St.	57 49	
									291	H Col. of Charleston	66 65	
									313	H UNC Greensboro	53 49	
									315	N Omaha	65 52	
									316	A Charleston So.	60 58	
									325	A FIU	59 54	
									335	H Presbyterian	51 46	
									338	A Western Caro.	63 37	
									340	H USC Upstate	61 41	
									342	A Longwood	66 60	
LAST 12 Division I GAMES:												
325	A	FIU	59	54	190	H	Hampton	52	46			
194	H	UNC Asheville	49	48	263	H	Winthrop	46	59			
340	H	USC Upstate	61	41	194	A	UNC Asheville	52	60			
342	A	Longwood	66	60	316	A	Charleston So.	60	58			
94	H	Radford	52	56	260	H	Gardner-Webb	38	52			
133	A	High Point	60	65	335	H	Presbyterian	51	46			

Non-Div I Games: William Peace 65 36 Columbia (SC) 93 46

Campbell

Loss, Non-Conf, S Site, H Home A Away N Neutral

Canisius

Through Games Of Feb. 10, 2019

Average RPI Win:	292	WON-LOST	WINNING	LAST 10	STRENGTH OF	OPP. STRENGTH	TEAM	ADJ.	CONF.	ADJ CONF.
Average RPI Loss:	169	RECORD	PCT. RANK	GAMES	SCHEDULE	OF SCHEDULE	RPI	RPI	RPI	RPI
DIV. I ONLY	9- 14	236	0- 1	292	263	280	280	26	26	
DIV. I NON-CONF.	2- 9	297	0- 0	213	248	310	310	28	28	
TOTALS	RPI 1-25	RPI 26-50	W-L RECORDS	RPI 51-100	RPI 101-150	RPI 150+				
9- 14	0- 1	0- 0	OVERALL	0- 3	0- 3	9- 7				
5- 7	0- 1	0- 0	HOME	0- 2	0- 2	5- 2				
4- 7	0- 0	0- 0	AWAY	0- 1	0- 1	4- 5				
0- 0	0- 0	0- 0	NEUTRAL	0- 0	0- 0	0- 0				
2- 9	0- 1	0- 0	NON-CONFERENCE	0- 1	0- 2	2- 5				
1- 5	0- 1	0- 0	HOME	0- 1	0- 1	1- 2				
1- 4	0- 0	0- 0	AWAY	0- 0	0- 1	1- 3				
0- 0	0- 0	0- 0	NEUTRAL	0- 0	0- 0	0- 0				
7- 5	0- 0	0- 0	CONFERENCE	0- 2	0- 1	7- 2				
4- 2	0- 0	0- 0	HOME	0- 1	0- 1	4- 0				
3- 3	0- 0	0- 0	AWAY	0- 1	0- 0	3- 2				
0- 0	0- 0	0- 0	NEUTRAL	0- 0	0- 0	0- 0				

RPI 1-25				RPI 26-50				RPI 51-100				RPI 101+ Team's RPI: 280			
RPI	S	Opponent	Score	RPI	S	Opponent	Score	RPI	S	Opponent	Score	RPI	S	Opponent	Score
24	H	Buffalo	66 84					62	H	Miami (OH)	59 62	128	H	Youngstown St.	36 62
								66	A	Quinnipiac	51 68	138	A	Akron	53 62
								66	H	Quinnipiac	42 55	146	H	Marist	66 71
												177	A	Rider	62 49
												210	A	St. Bonaventure	94 100
												215	A	Monmouth	61 67
												217	H	UTRGV	53 57
												232	H	Bowling Green	53 74
												238	A	Albany (NY)	48 42
												247	A	Colgate	53 67
												277	H	Vermont	67 46
												301	A	Oakland	60 71
												306	H	Manhattan	47 44
												308	A	Fairfield	65 72
												308	H	Fairfield	53 50
												328	A	Saint Peter's	75 62
												328	H	Saint Peter's	78 59
												331	A	Iona	48 40
												331	H	Iona	67 47
LAST 12 Division I GAMES:															
66	A	Quinnipiac	51 68	66	H	Quinnipiac	42 55								
308	A	Fairfield	65 72	308	H	Fairfield	53 50								
328	H	Saint Peter's	78 59	328	A	Saint Peter's	75 62								
331	H	Iona	67 47	331	A	Iona	48 40								
177	A	Rider	62 49	146	H	Marist	66 71								
215	A	Monmouth	61 67	306	H	Manhattan	47 44								

Non-Div I Games:

Canisius

■ Loss,
 ■ Non-Conf, S Site,
 ■ Home
 ■ Away
 N Neutral

Central Ark.

Through Games Of Feb. 10, 2019

Average RPI Win:	319	WON-LOST	WINNING	LAST 10	STRENGTH OF	OPP. STRENGTH	TEAM	ADJ.	CONF.	ADJ CONF.
Average RPI Loss:	153	RECORD	PCT. RANK	GAMES	SCHEDULE	OF SCHEDULE	RPI	RPI	RPI	RPI
DIV. I ONLY	5- 12	283	1- 0	251	284	287	287	25	25	
DIV. I NON-CONF.	1- 5	311	0- 0	247	164	283	283	23	23	
TOTALS	RPI 1-25	RPI 26-50	W-L RECORDS	RPI 51-100	RPI 101-150	RPI 150+				
5- 12	0- 1	0- 0	OVERALL	0- 3	0- 1	5- 7				
3- 4	0- 0	0- 0	HOME	0- 1	0- 1	3- 2				
2- 8	0- 1	0- 0	AWAY	0- 2	0- 0	2- 5				
0- 0	0- 0	0- 0	NEUTRAL	0- 0	0- 0	0- 0				
1- 5	0- 1	0- 0	NON-CONFERENCE	0- 1	0- 1	1- 2				
0- 1	0- 0	0- 0	HOME	0- 0	0- 1	0- 0				
1- 4	0- 1	0- 0	AWAY	0- 1	0- 0	1- 2				
0- 0	0- 0	0- 0	NEUTRAL	0- 0	0- 0	0- 0				
4- 7	0- 0	0- 0	CONFERENCE	0- 2	0- 0	4- 5				
3- 3	0- 0	0- 0	HOME	0- 1	0- 0	3- 2				
1- 4	0- 0	0- 0	AWAY	0- 1	0- 0	1- 3				
0- 0	0- 0	0- 0	NEUTRAL	0- 0	0- 0	0- 0				

RPI 1-25				RPI 26-50				RPI 51-100				RPI 101+ Team's RPI: 287			
RPI	S	Opponent	Score	RPI	S	Opponent	Score	RPI	S	Opponent	Score	RPI	S	Opponent	Score
20	A	Texas A&M	27 84					53	H	SFA	53 59	108	H	South Alabama	50 58
								54	A	Kansas St.	54 70	162	A	Oklahoma	52 65
								59	A	Lamar University	37 57	167	A	Abilene Christian	70 77
												180	H	Nicholls St.	60 64
												187	A	Sam Houston St.	62 66
												267	H	A&M-Corpus Christi	65 73
												276	A	Southeastern La.	53 62
												276	H	Southeastern La.	75 33
												298	A	Jackson St.	56 65
												317	A	New Orleans	62 60
												318	H	Incarinate Word	74 43
												333	H	Northwestern St.	74 52
												350	A	Alcorn	57 46
LAST 12 Division I GAMES:															
276	H	Southeastern La.	75 33	318	H	Incarinate Word	74 43								
333	H	Northwestern St.	74 52	59	A	Lamar University	37 57								
53	H	SFA	53 59	187	A	Sam Houston St.	62 66								
167	A	Abilene Christian	70 77	276	A	Southeastern La.	53 62								
317	A	New Orleans	62 60	267	H	A&M-Corpus Christi	65 73								
180	H	Nicholls St.	60 64	54	A	Kansas St.	54 70								

Non-Div I Games: Central Baptist 55 34 Crowley's Ridge 91 33 Williams Baptist 70 35 Hendrix 72 40
Central Ark.

Loss, Non-Conf, S Site, H Home A Away N Neutral

Average RPI Win:	284	WON-LOST	WINNING	LAST 10	STRENGTH OF	OPP. STRENGTH	TEAM	ADJ.	CONF.	ADJ CONF.
Average RPI Loss:	191	RECORD	PCT. RANK	GAMES	SCHEDULE	OF SCHEDULE	RPI	RPI	RPI	RPI
DIV. I ONLY	6- 14	278	0- 1	288	301	303	303	31	31	
DIV. I NON-CONF.	3- 7	256	0- 0	127	184	211	211	31	31	
TOTALS	RPI 1-25	RPI 26-50	W-L RECORDS	RPI 51-100	RPI 101-150	RPI 150+				
6- 14	0- 2	0- 0	OVERALL	0- 1	0- 1	6- 10				
4- 5	0- 1	0- 0	HOME	0- 0	0- 1	4- 3				
2- 9	0- 1	0- 0	AWAY	0- 1	0- 0	2- 7				
0- 0	0- 0	0- 0	NEUTRAL	0- 0	0- 0	0- 0				
3- 7	0- 2	0- 0	NON-CONFERENCE	0- 1	0- 1	3- 3				
1- 3	0- 1	0- 0	HOME	0- 0	0- 1	1- 1				
2- 4	0- 1	0- 0	AWAY	0- 1	0- 0	2- 2				
0- 0	0- 0	0- 0	NEUTRAL	0- 0	0- 0	0- 0				
3- 7	0- 0	0- 0	CONFERENCE	0- 0	0- 0	3- 7				
3- 2	0- 0	0- 0	HOME	0- 0	0- 0	3- 2				
0- 5	0- 0	0- 0	AWAY	0- 0	0- 0	0- 5				
0- 0	0- 0	0- 0	NEUTRAL	0- 0	0- 0	0- 0				

RPI 1-25				RPI 26-50				RPI 51-100				RPI 101+ Team's RPI: 303			
RPI	S	Opponent	Score	RPI	S	Opponent	Score	RPI	S	Opponent	Score	RPI	S	Opponent	Score
19	A	Rutgers	44 73					74	A	Yale	46 58	106	H	Hartford	52 54
24	H	Buffalo	69 82									154	H	Lehigh	62 88
												196	A	Massachusetts	59 74
												212	A	Saint Francis (PA)	68 83
												212	H	Saint Francis (PA)	73 62
												218	H	Robert Morris	57 64
												223	A	Sacred Heart	61 66
												227	A	Brown	63 68
												238	A	Albany (NY)	60 53
												245	A	Mt. St. Mary's	53 84
												289	A	Morgan St.	60 36
												305	A	Bryant	60 72
												305	H	Bryant	66 65
												311	H	New Hampshire	56 47
												323	H	Wagner	63 75
												344	A	Fairleigh Dickinson	67 74
												351	H	LIU Brooklyn	63 57
LAST 12 Division I GAMES:															
212	A	Saint Francis (PA)	68 83	245	A	Mt. St. Mary's	53 84								
305	H	Bryant	66 65	344	A	Fairleigh Dickinson	67 74								
351	H	LIU Brooklyn	63 57	323	H	Wagner	63 75								
305	A	Bryant	60 72	223	A	Sacred Heart	61 66								
218	H	Robert Morris	57 64	106	H	Hartford	52 54								
212	H	Saint Francis (PA)	73 62	74	A	Yale	46 58								

Non-Div I Games:

Central Conn. St.

■ Loss,
 ■ Non-Conf, S Site,
 ■ Home
 ■ Away
 N Neutral

Average RPI Win:	126	WON-LOST	WINNING	LAST 10	STRENGTH OF	OPP. STRENGTH	TEAM	ADJ.	CONF.	ADJ CONF.
Average RPI Loss:	59	RECORD	PCT. RANK	GAMES	SCHEDULE	OF SCHEDULE	RPI	RPI	RPI	RPI
DIV. I ONLY	16- 6	58	1- 0	23	55	26	26	7	7	
DIV. I NON-CONF.	9- 3	61	0- 0	84	7	38	38	8	8	
TOTALS	RPI 1-25	RPI 26-50	W-L RECORDS	RPI 51-100	RPI 101-150	RPI 150+				
16- 6	3- 1	1- 2	OVERALL	4- 2	3- 1	5- 0				
7- 4	2- 1	0- 2	HOME	0- 1	2- 0	3- 0				
8- 1	1- 0	1- 0	AWAY	4- 1	0- 0	2- 0				
1- 1	0- 0	0- 0	NEUTRAL	0- 0	1- 1	0- 0				
9- 3	2- 1	0- 1	NON-CONFERENCE	2- 0	2- 1	3- 0				
3- 2	1- 1	0- 1	HOME	0- 0	1- 0	1- 0				
5- 0	1- 0	0- 0	AWAY	2- 0	0- 0	2- 0				
1- 1	0- 0	0- 0	NEUTRAL	0- 0	1- 1	0- 0				
7- 3	1- 0	1- 1	CONFERENCE	2- 2	1- 0	2- 0				
4- 2	1- 0	0- 1	HOME	0- 1	1- 0	2- 0				
3- 1	0- 0	1- 0	AWAY	2- 1	0- 0	0- 0				
0- 0	0- 0	0- 0	NEUTRAL	0- 0	0- 0	0- 0				

RPI 1-25				RPI 26-50				Team's RPI: 26				RPI 51-100				RPI 101+			
RPI	S	Opponent	Score	RPI	S	Opponent	Score	RPI	S	Opponent	Score	RPI	S	Opponent	Score	RPI	S	Opponent	Score
3	H	Louisville	68 72	28	H	South Dakota St.	71 80	62	H	Miami (OH)	67 70	127	H	Western Ky.	108 90				
14	H	UCF	75 68	32	A	Ohio	88 70	66	A	Quinnipiac	67 52	138	H	Akron	94 71				
22	A	Miami (FL)	90 80	32	H	Ohio	75 78	85	A	Kent St.	82 75	143	N	Chattanooga	73 50				
24	H	Buffalo	76 65					87	A	Toledo	59 62	144	N	Tulane	57 68				
								97	A	Northern Ill.	89 66	178	A	Vanderbilt	66 57				
								98	A	Virginia	74 61	182	H	Ball St.	81 63				
												184	H	Eastern Mich.	71 61				
												301	H	Oakland	104 61				
												331	A	Iona	82 39				
LAST 12 Division I GAMES:																			
182	H	Ball St.	81 63	62	H	Miami (OH)	67 70												
32	H	Ohio	75 78	97	A	Northern Ill.	89 66												
24	H	Buffalo	76 65	32	A	Ohio	88 70												
184	H	Eastern Mich.	71 61	138	H	Akron	94 71												
87	A	Toledo	59 62	22	A	Miami (FL)	90 80												
85	A	Kent St.	82 75	144	N	Tulane	57 68												

Non-Div I Games:

Central Mich.

■ Loss,
■ Non-Conf, S Site,
■ Home
■ Away
N Neutral

Average RPI Win:	310	WON-LOST	WINNING	LAST 10	STRENGTH OF	OPP. STRENGTH	TEAM	ADJ.	CONF.	ADJ CONF.
Average RPI Loss:	206	RECORD	PCT. RANK	GAMES	SCHEDULE	OF SCHEDULE	RPI	RPI	RPI	RPI
DIV. I ONLY	5- 14	295	1- 0	307	336	316	316	28	28	
DIV. I NON-CONF.	0- 8	336	0- 0	283	322	348	348	29	29	
TOTALS	RPI 1-25	RPI 26-50	W-L RECORDS	RPI 51-100	RPI 101-150	RPI 150+				
5- 14	0- 0	0- 0	OVERALL	0- 1	0- 4	5- 9				
2- 6	0- 0	0- 0	HOME	0- 1	0- 2	2- 3				
3- 8	0- 0	0- 0	AWAY	0- 0	0- 2	3- 6				
0- 0	0- 0	0- 0	NEUTRAL	0- 0	0- 0	0- 0				
0- 8	0- 0	0- 0	NON-CONFERENCE	0- 0	0- 3	0- 5				
0- 3	0- 0	0- 0	HOME	0- 0	0- 2	0- 1				
0- 5	0- 0	0- 0	AWAY	0- 0	0- 1	0- 4				
0- 0	0- 0	0- 0	NEUTRAL	0- 0	0- 0	0- 0				
5- 6	0- 0	0- 0	CONFERENCE	0- 1	0- 1	5- 4				
2- 3	0- 0	0- 0	HOME	0- 1	0- 0	2- 2				
3- 3	0- 0	0- 0	AWAY	0- 0	0- 1	3- 2				
0- 0	0- 0	0- 0	NEUTRAL	0- 0	0- 0	0- 0				

RPI S	Opponent	Score	RPI S	Opponent	Score	RPI S	Opponent	Score	RPI S	Opponent	Score	Team's RPI: 316
						94	H Radford	41 67	103	A Georgia	75 83	
									131	H Tennessee Tech	55 77	
									133	A High Point	64 71	
									148	H Davidson	34 72	
									190	H Hampton	66 74	
									194	H UNC Asheville	70 59	
									207	A Florida	60 70	
									241	H Campbell	58 60	
									242	H Jacksonville	58 68	
									260	A Gardner-Webb	65 75	
									263	A Winthrop	52 57	
									275	A North Florida	76 82	
									291	A Col. of Charleston	52 79	
									304	A South Carolina St.	58 67	
									335	A Presbyterian	63 55	
									340	A USC Upstate	78 75	
									340	H USC Upstate	74 62	
									342	A Longwood	81 74	
LAST 12 Division I GAMES:												
340	H	USC Upstate	74	62	94	H	Radford	41	67			
194	H	UNC Asheville	70	59	342	A	Longwood	81	74			
335	A	Presbyterian	63	55	241	H	Campbell	58	60			
260	A	Gardner-Webb	65	75	263	A	Winthrop	52	57			
133	A	High Point	64	71	190	H	Hampton	66	74			
340	A	USC Upstate	78	75	207	A	Florida	60	70			

Non-Div I Games: Converse 101 50 Columbia (SC) 89 57 Erskine 74 50

Charleston So.

Loss, Non-Conf, S Site, H Home A Away N Neutral

Average RPI Win:	220	WON-LOST	WINNING	LAST 10	STRENGTH OF	OPP. STRENGTH	TEAM	ADJ.	CONF.	ADJ CONF.
Average RPI Loss:	133	RECORD	PCT. RANK	GAMES	SCHEDULE	OF SCHEDULE	RPI	RPI	RPI	RPI
DIV. I ONLY	13- 11	150	1- 0	133	218	153	153	14	14	
DIV. I NON-CONF.	8- 4	91	1- 0	89	284	81	81	19	19	
TOTALS	RPI 1-25	RPI 26-50	W-L RECORDS	RPI 51-100	RPI 101-150	RPI 150+				
13- 11	0- 0	0- 1	OVERALL	1- 2	2- 3	10- 5				
11- 2	0- 0	0- 0	HOME	1- 1	2- 1	8- 0				
1- 9	0- 0	0- 1	AWAY	0- 1	0- 2	1- 5				
1- 0	0- 0	0- 0	NEUTRAL	0- 0	0- 0	1- 0				
8- 4	0- 0	0- 0	NON-CONFERENCE	1- 1	1- 2	6- 1				
6- 1	0- 0	0- 0	HOME	1- 0	1- 1	4- 0				
1- 3	0- 0	0- 0	AWAY	0- 1	0- 1	1- 1				
1- 0	0- 0	0- 0	NEUTRAL	0- 0	0- 0	1- 0				
5- 7	0- 0	0- 1	CONFERENCE	0- 1	1- 1	4- 4				
5- 1	0- 0	0- 0	HOME	0- 1	1- 0	4- 0				
0- 6	0- 0	0- 1	AWAY	0- 0	0- 1	0- 4				
0- 0	0- 0	0- 0	NEUTRAL	0- 0	0- 0	0- 0				

RPI S	Opponent	Score	RPI S	Opponent	Score	RPI S	Opponent	Score	RPI S	Opponent	Score	Team's RPI: 153
			31 A	Rice	51 61	58 H	Middle Tenn.	55 62	118 H	Wake Forest	43 69	
						76 H	Wright St.	88 85	125 H	UAB	60 56	
						98 A	Virginia	61 65	127 A	Western Ky.	58 76	
									132 A	Fordham	64 71	
									148 H	Davidson	78 66	
									152 A	Louisiana Tech	51 88	
									154 A	Lehigh	62 60	
									156 A	Mercer	40 57	
									172 A	North Texas	63 68	
									193 A	Southern Miss.	54 65	
									194 H	UNC Asheville	70 53	
									204 H	East Carolina	52 46	
									225 A	Marshall	62 63	
									236 N	Liberty	63 61	
									259 H	Bethune-Cookman	73 69	
									266 H	UTEP	62 39	
									285 H	Wofford	85 63	
									294 H	Fla. Atlantic	68 47	
									296 H	UTSA	66 54	
									325 H	FIU	69 54	
LAST 12 Division I GAMES:												
154 A	Lehigh	62 60	296 H	UTSA	66 54							
125 H	UAB	60 56	152 A	Louisiana Tech	51 88							
58 H	Middle Tenn.	55 62	193 A	Southern Miss.	54 65							
172 A	North Texas	63 68	294 H	Fla. Atlantic	68 47							
31 A	Rice	51 61	325 H	FIU	69 54							
266 H	UTEP	62 39	225 A	Marshall	62 63							

Non-Div I Games:

Charlotte

Chattanooga

Through Games Of Feb. 10, 2019

Average RPI Win:	237	WON-LOST	WINNING	LAST 10	STRENGTH OF	OPP. STRENGTH	TEAM	ADJ.	CONF.	ADJ CONF.
Average RPI Loss:	76	RECORD	PCT. RANK	GAMES	SCHEDULE	OF SCHEDULE	RPI	RPI	RPI	RPI
DIV. I ONLY	10- 12	196	1- 0	51	140	143	143	27	27	
DIV. I NON-CONF.	4- 10	264	1- 0	3	58	90	90	24	24	
TOTALS	RPI 1-25	RPI 26-50	W-L RECORDS	RPI 51-100	RPI 101-150	RPI 150+				
10- 12	0- 3	0- 2	OVERALL	1- 3	0- 2	9- 2				
6- 5	0- 2	0- 1	HOME	0- 1	0- 1	6- 0				
2- 5	0- 1	0- 0	AWAY	0- 1	0- 1	2- 2				
2- 2	0- 0	0- 1	NEUTRAL	1- 1	0- 0	1- 0				
4- 10	0- 3	0- 2	NON-CONFERENCE	1- 3	0- 2	3- 0				
1- 5	0- 2	0- 1	HOME	0- 1	0- 1	1- 0				
1- 3	0- 1	0- 0	AWAY	0- 1	0- 1	1- 0				
2- 2	0- 0	0- 1	NEUTRAL	1- 1	0- 0	1- 0				
6- 2	0- 0	0- 0	CONFERENCE	0- 0	0- 0	6- 2				
5- 0	0- 0	0- 0	HOME	0- 0	0- 0	5- 0				
1- 2	0- 0	0- 0	AWAY	0- 0	0- 0	1- 2				
0- 0	0- 0	0- 0	NEUTRAL	0- 0	0- 0	0- 0				

RPI 1-25				RPI 26-50				RPI 51-100				RPI 101+ Team's RPI: 143			
RPI	S	Opponent	Score	RPI	S	Opponent	Score	RPI	S	Opponent	Score	RPI	S	Opponent	Score
3	H	Louisville	49 75	26	N	Central Mich.	50 73	58	N	Middle Tenn.	47 58	104	A	Northern Colo.	65 68
12	H	NC State	58 78	28	H	South Dakota St.	54 71	64	H	Belmont	51 67	134	H	UT Martin	79 81
14	A	UCF	37 75					69	A	Virginia Tech	59 74	156	A	Mercer	58 65
								75	N	Maine	66 61	190	A	Hampton	58 50
												195	N	Saint Louis	71 61
												221	H	Furman	73 53
												236	H	Liberty	75 60
												246	A	ETSU	54 64
												246	H	ETSU	76 67
												269	A	Samford	73 63
												285	H	Wofford	89 82
												313	H	UNC Greensboro	64 54
												338	H	Western Caro.	72 58
LAST 12 Division I GAMES:															
				75	N	Maine	66 61	221	H	Furman	73 53				
				246	A	ETSU	54 64	285	H	Wofford	89 82				
				313	H	UNC Greensboro	64 54	246	H	ETSU	76 67				
				338	H	Western Caro.	72 58	58	N	Middle Tenn.	47 58				
				269	A	Samford	73 63	12	H	NC State	58 78				
				156	A	Mercer	58 65	64	H	Belmont	51 67				

Non-Div I Games: Lee 61 55

Chattanooga

■ Loss,
 ■ Non-Conf, S Site,
 ■ Home
 ■ Away
 N Neutral

Average RPI Win:	339	WON-LOST	WINNING	LAST 10	STRENGTH OF	OPP. STRENGTH	TEAM	ADJ.	CONF.	ADJ CONF.
Average RPI Loss:	219	RECORD	PCT. RANK	GAMES	SCHEDULE	OF SCHEDULE	RPI	RPI	RPI	RPI
DIV. I ONLY	1- 21	348	0- 1	274	337	347	347	30	30	
DIV. I NON-CONF.	0- 13	336	0- 0	205	316	342	342	30	30	
TOTALS	RPI 1-25	RPI 26-50	W-L RECORDS	RPI 51-100	RPI 101-150	RPI 150+				
1- 21	0- 0	0- 0	OVERALL	0- 2	0- 2	1- 17				
1- 10	0- 0	0- 0	HOME	0- 0	0- 1	1- 9				
0- 10	0- 0	0- 0	AWAY	0- 2	0- 1	0- 7				
0- 1	0- 0	0- 0	NEUTRAL	0- 0	0- 0	0- 1				
0- 13	0- 0	0- 0	NON-CONFERENCE	0- 2	0- 2	0- 9				
0- 5	0- 0	0- 0	HOME	0- 0	0- 1	0- 4				
0- 7	0- 0	0- 0	AWAY	0- 2	0- 1	0- 4				
0- 1	0- 0	0- 0	NEUTRAL	0- 0	0- 0	0- 1				
1- 8	0- 0	0- 0	CONFERENCE	0- 0	0- 0	1- 8				
1- 5	0- 0	0- 0	HOME	0- 0	0- 0	1- 5				
0- 3	0- 0	0- 0	AWAY	0- 0	0- 0	0- 3				
0- 0	0- 0	0- 0	NEUTRAL	0- 0	0- 0	0- 0				

RPI 1-25				RPI 26-50				RPI 51-100				RPI 101+				Team's RPI: 347
RPI	S	Opponent	Score	RPI	S	Opponent	Score	RPI	S	Opponent	Score	RPI	S	Opponent	Score	
								88	A	Northwestern	35 97	121	A	Morehead St.	68 104	
								97	A	Northern Ill.	52 114	125	H	UAB	45 90	
												155	A	Bradley	59 89	
												166	H	New Mexico St.	66 87	
												173	A	Xavier	57 91	
												185	A	Wisconsin	38 85	
												217	H	UTRGV	55 71	
												227	H	Brown	65 90	
												237	H	UMKC	58 111	
												249	A	Loyola Chicago	40 76	
												256	H	SIUE	66 82	
												258	N	St. Francis Brooklyn	73 110	
												262	A	California Baptist	52 89	
												262	H	California Baptist	67 93	
												272	H	CSU Bakersfield	56 67	
												281	A	Utah Valley	61 76	
												292	H	Valparaiso	70 76	
												336	H	Evansville	58 67	
												339	H	Grand Canyon	50 48	
												343	A	Seattle U	54 90	
LAST 12 Division I GAMES:																
262	H	California Baptist	67 93	339	H	Grand Canyon	50 48									
166	H	New Mexico St.	66 87	262	A	California Baptist	52 89									
217	H	UTRGV	55 71	237	H	UMKC	58 111									
281	A	Utah Valley	61 76	227	H	Brown	65 90									
343	A	Seattle U	54 90	155	A	Bradley	59 89									
272	H	CSU Bakersfield	56 67	97	A	Northern Ill.	52 114									

Non-Div I Games:

Chicago St.

Average RPI Win:	192	WON-LOST	WINNING	LAST 10	STRENGTH OF	OPP. STRENGTH	TEAM	ADJ.	CONF.	ADJ CONF.
Average RPI Loss:	72	RECORD	PCT. RANK	GAMES	SCHEDULE	OF SCHEDULE	RPI	RPI	RPI	RPI
DIV. I ONLY	15- 8	90	1- 0	97	91	86	86	9	9	
DIV. I NON-CONF.	8- 5	120	0- 0	178	141	137	137	9	9	
TOTALS	RPI 1-25	RPI 26-50	W-L RECORDS	RPI 51-100	RPI 101-150	RPI 150+				
15- 8	0- 3	0- 0	OVERALL	2- 2	3- 2	10- 1				
12- 2	0- 1	0- 0	HOME	2- 1	1- 0	9- 0				
3- 6	0- 2	0- 0	AWAY	0- 1	2- 2	1- 1				
0- 0	0- 0	0- 0	NEUTRAL	0- 0	0- 0	0- 0				
8- 5	0- 0	0- 0	NON-CONFERENCE	1- 2	1- 2	6- 1				
7- 1	0- 0	0- 0	HOME	1- 1	1- 0	5- 0				
1- 4	0- 0	0- 0	AWAY	0- 1	0- 2	1- 1				
0- 0	0- 0	0- 0	NEUTRAL	0- 0	0- 0	0- 0				
7- 3	0- 3	0- 0	CONFERENCE	1- 0	2- 0	4- 0				
5- 1	0- 1	0- 0	HOME	1- 0	0- 0	4- 0				
2- 2	0- 2	0- 0	AWAY	0- 0	2- 0	0- 0				
0- 0	0- 0	0- 0	NEUTRAL	0- 0	0- 0	0- 0				

RPI	S	Opponent	Score	RPI	S	Opponent	Score	RPI	S	Opponent	Score	RPI	S	Opponent	Score
7	A	UConn	38 82					62	A	Miami (OH)	65 78	107	A	Ohio St.	56 69
7	H	UConn	55 65					71	H	Old Dominion	72 76	112	H	VCU	66 54
14	A	UCF	55 56					74	H	Yale	66 52	126	A	Pittsburgh	48 65
								100	H	Houston	68 57	147	A	Tulsa	70 50
												149	A	South Fla.	57 56
												170	H	Temple	72 52
												173	H	Xavier	79 61
												182	A	Ball St.	63 75
												195	A	Saint Louis	51 50
												205	H	SMU	69 57
												226	H	Howard	85 51
												230	H	Memphis	80 56
												246	H	ETSU	77 64
												248	H	Wichita St.	82 54
												286	H	Austin Peay	69 48
												322	H	Lipscomb	71 55
LAST 12 Division I GAMES:															
248	H	Wichita St.	82 54	170	H	Temple	72 52								
7	H	UConn	55 65	14	A	UCF	55 56								
149	A	South Fla.	57 56	7	A	UConn	38 82								
230	H	Memphis	80 56	205	H	SMU	69 57								
100	H	Houston	68 57	226	H	Howard	85 51								
147	A	Tulsa	70 50	173	H	Xavier	79 61								

Non-Div I Games:

Cincinnati

Average RPI Win:	145	WON-LOST	WINNING	LAST 10	STRENGTH OF	OPP. STRENGTH	TEAM	ADJ.	CONF.	ADJ CONF.
Average RPI Loss:	45	RECORD	PCT. RANK	GAMES	SCHEDULE	OF SCHEDULE	RPI	RPI	RPI	RPI
DIV. I ONLY	15- 9	106	1- 0	31	16	57	57	1	1	
DIV. I NON-CONF.	9- 4	85	1- 0	147	122	107	107	1	1	
TOTALS	RPI 1-25	RPI 26-50	W-L RECORDS	RPI 51-100	RPI 101-150	RPI 150+				
15- 9	2- 6	1- 0	OVERALL	2- 1	4- 2	6- 0				
10- 5	0- 4	1- 0	HOME	2- 0	2- 1	5- 0				
4- 3	2- 2	0- 0	AWAY	0- 0	2- 1	0- 0				
1- 1	0- 0	0- 0	NEUTRAL	0- 1	0- 0	1- 0				
9- 4	0- 1	0- 0	NON-CONFERENCE	1- 1	2- 2	6- 0				
8- 1	0- 0	0- 0	HOME	1- 0	2- 1	5- 0				
0- 2	0- 1	0- 0	AWAY	0- 0	0- 1	0- 0				
1- 1	0- 0	0- 0	NEUTRAL	0- 1	0- 0	1- 0				
6- 5	2- 5	1- 0	CONFERENCE	1- 0	2- 0	0- 0				
2- 4	0- 4	1- 0	HOME	1- 0	0- 0	0- 0				
4- 1	2- 1	0- 0	AWAY	0- 0	2- 0	0- 0				
0- 0	0- 0	0- 0	NEUTRAL	0- 0	0- 0	0- 0				

RPI S	Opponent	Score	RPI S	Opponent	Score	RPI S	Opponent	Score	RPI S	Opponent	Score
1	H Notre Dame	63 101	43	H Georgia Tech	71 61	61	N Tennessee	66 78	118	A Wake Forest	69 53
3	H Louisville	44 76				64	H Belmont	65 62	126	A Pittsburgh	65 59
9	H Syracuse	75 84				98	H Virginia	71 65	129	A Alabama	56 76
12	A NC State	51 54							133	H High Point	83 64
15	A South Carolina	57 69							140	H Appalachian St.	87 48
16	A Florida St.	57 45							148	H Davidson	80 90
22	A Miami (FL)	76 67							162	N Oklahoma	74 62
25	H North Carolina	64 70							186	H Illinois	69 67
									225	H Marshall	68 54
									228	H Rhode Island	80 67
									285	H Wofford	85 77
									322	H Lipscomb	68 26
LAST 12 Division I GAMES:											
162	N Oklahoma	74 62	126	A Pittsburgh	65 59						
25	H North Carolina	64 70	43	H Georgia Tech	71 61						
118	A Wake Forest	69 53	16	A Florida St.	57 45						
3	H Louisville	44 76	22	A Miami (FL)	76 67						
1	H Notre Dame	63 101	98	H Virginia	71 65						
12	A NC State	51 54	9	H Syracuse	75 84						

Non-Div I Games:

Clemson

■ Loss,
 ■ Non-Conf, S Site,
 ■ Home
 ■ Away
 N Neutral

Average RPI Win:	300	WON-LOST	WINNING	LAST 10	STRENGTH OF	OPP. STRENGTH	TEAM	ADJ.	CONF.	ADJ CONF.
Average RPI Loss:	141	RECORD	PCT. RANK	GAMES	SCHEDULE	OF SCHEDULE	RPI	RPI	RPI	RPI
DIV. I ONLY	8- 14	245	0- 1	269	239	268	268	20	20	
DIV. I NON-CONF.	1- 8	322	0- 0	91	264	288	288	18	18	
TOTALS	RPI 1-25	RPI 26-50	W-L RECORDS	RPI 51-100	RPI 101-150	RPI 150+				
8- 14	0- 0	0- 1	OVERALL	0- 3	0- 4	8- 6				
5- 4	0- 0	0- 0	HOME	0- 2	0- 1	5- 1				
3- 9	0- 0	0- 1	AWAY	0- 1	0- 2	3- 5				
0- 1	0- 0	0- 0	NEUTRAL	0- 0	0- 1	0- 0				
1- 8	0- 0	0- 1	NON-CONFERENCE	0- 1	0- 1	1- 5				
1- 2	0- 0	0- 0	HOME	0- 1	0- 0	1- 1				
0- 5	0- 0	0- 1	AWAY	0- 0	0- 0	0- 4				
0- 1	0- 0	0- 0	NEUTRAL	0- 0	0- 1	0- 0				
7- 6	0- 0	0- 0	CONFERENCE	0- 2	0- 3	7- 1				
4- 2	0- 0	0- 0	HOME	0- 1	0- 1	4- 0				
3- 4	0- 0	0- 0	AWAY	0- 1	0- 2	3- 1				
0- 0	0- 0	0- 0	NEUTRAL	0- 0	0- 0	0- 0				

RPI 1-25			RPI 26-50			RPI 51-100			RPI 101+			Team's RPI: 268
RPI	S	Opponent	Score	RPI	S	Opponent	Score	RPI	S	Opponent	Score	Score
				32	A	Ohio	54 72	67	A	Green Bay	53 62	123 A IUPUI 36 64
								76	H	Wright St.	65 70	123 H IUPUI 50 75
								87	H	Toledo	60 65	128 A Youngstown St. 55 73
												144 N Tulane 72 81
												155 H Bradley 65 67
												182 A Ball St. 62 67
												184 A Eastern Mich. 63 69
												189 H Illinois St. 67 63
												192 A Milwaukee 53 59
												225 A Marshall 64 86
												257 A San Diego 82 83
												279 H Northern Ky. 76 47
												301 A Oakland 64 62
												301 H Oakland 98 90
												329 A UIC 74 48
												329 H UIC 71 53
												337 A Detroit Mercy 67 49
												337 H Detroit Mercy 67 51
LAST 12 Division I GAMES:												
123	A	IUPUI	36 64	279	H	Northern Ky.	76 47					
329	A	UIC	74 48	192	A	Milwaukee	53 59					
301	H	Oakland	98 90	67	A	Green Bay	53 62					
337	H	Detroit Mercy	67 51	329	H	UIC	71 53					
128	A	Youngstown St.	55 73	123	H	IUPUI	50 75					
76	H	Wright St.	65 70	337	A	Detroit Mercy	67 49					

Non-Div I Games: Lake Erie 79 49 Salem (WV) 113 81

Cleveland St.

Loss, Non-Conf, S Site, H Home A Away N Neutral

Average RPI Win:	266	WON-LOST	WINNING	LAST 10	STRENGTH OF	OPP. STRENGTH	TEAM	ADJ.	CONF.	ADJ CONF.
Average RPI Loss:	100	RECORD	PCT. RANK	GAMES	SCHEDULE	OF SCHEDULE	RPI	RPI	RPI	RPI
DIV. I ONLY	10- 10	163	1- 0	196	209	188	188	12	12	
DIV. I NON-CONF.	6- 3	91	0- 0	290	308	178	178	15	15	
TOTALS	RPI 1-25	RPI 26-50	W-L RECORDS	RPI 51-100	RPI 101-150	RPI 150+				
10- 10	0- 0	0- 1	OVERALL	0- 5	0- 2	10- 2				
6- 4	0- 0	0- 0	HOME	0- 3	0- 1	6- 0				
4- 4	0- 0	0- 0	AWAY	0- 1	0- 1	4- 2				
0- 2	0- 0	0- 1	NEUTRAL	0- 1	0- 0	0- 0				
6- 3	0- 0	0- 1	NON-CONFERENCE	0- 1	0- 0	6- 1				
4- 0	0- 0	0- 0	HOME	0- 0	0- 0	4- 0				
2- 1	0- 0	0- 0	AWAY	0- 0	0- 0	2- 1				
0- 2	0- 0	0- 1	NEUTRAL	0- 1	0- 0	0- 0				
4- 7	0- 0	0- 0	CONFERENCE	0- 4	0- 2	4- 1				
2- 4	0- 0	0- 0	HOME	0- 3	0- 1	2- 0				
2- 3	0- 0	0- 0	AWAY	0- 1	0- 1	2- 1				
0- 0	0- 0	0- 0	NEUTRAL	0- 0	0- 0	0- 0				

RPI 1-25			RPI 26-50			RPI 51-100			RPI 101+			Team's RPI: 188
RPI	S	Opponent	Score	RPI	S	Opponent	Score	RPI	S	Opponent	Score	
				31	N	Rice	52 56	52	N	Auburn	78 84	108 H South Alabama 78 88
								60	H	Little Rock	47 60	140 A Appalachian St. 53 67
								81	H	Troy	81 82	164 A UC Riverside 43 62
								90	A	UT Arlington	53 79	175 H Arkansas St. 88 72
								90	H	UT Arlington	64 67	181 A Texas St. 58 73
												181 H Texas St. 77 70
												230 H Memphis 90 71
												232 H Bowling Green 81 80
												252 A Louisiana 76 58
												295 A La.-Monroe 79 54
												304 H South Carolina St. 57 44
												313 A UNC Greensboro 78 71
												338 H Western Caro. 77 59
												341 A N.C. Central 89 66
LAST 12 Division I GAMES:												
181	H	Texas St.	77 70	140	A	Appalachian St.	53 67					
90	H	UT Arlington	64 67	90	A	UT Arlington	53 79					
252	A	Louisiana	76 58	181	A	Texas St.	58 73					
295	A	La.-Monroe	79 54	108	H	South Alabama	78 88					
175	H	Arkansas St.	88 72	81	H	Troy	81 82					
60	H	Little Rock	47 60	313	A	UNC Greensboro	78 71					

Non-Div I Games: N.C. Wesleyan 126 65 Meredith 128 39

Coastal Caro.

Loss, Non-Conf, S Site, H Home A Away N Neutral

Average RPI Win:	254	WON-LOST	WINNING	LAST 10	STRENGTH OF	OPP. STRENGTH	TEAM	ADJ.	CONF.	ADJ CONF.
Average RPI Loss:	176	RECORD	PCT. RANK	GAMES	SCHEDULE	OF SCHEDULE	RPI	RPI	RPI	RPI
DIV. I ONLY	6- 15	285	0- 1	222	278	291	291	10	10	
DIV. I NON-CONF.	3- 7	256	0- 0	307	351	335	335	10	10	
TOTALS	RPI 1-25	RPI 26-50	W-L RECORDS	RPI 51-100	RPI 101-150	RPI 150+				
6- 15	0- 0	0- 1	OVERALL	0- 2	0- 3	6- 9				
4- 7	0- 0	0- 1	HOME	0- 1	0- 1	4- 4				
2- 8	0- 0	0- 0	AWAY	0- 1	0- 2	2- 5				
0- 0	0- 0	0- 0	NEUTRAL	0- 0	0- 0	0- 0				
3- 7	0- 0	0- 0	NON-CONFERENCE	0- 0	0- 1	3- 6				
2- 3	0- 0	0- 0	HOME	0- 0	0- 0	2- 3				
1- 4	0- 0	0- 0	AWAY	0- 0	0- 1	1- 3				
0- 0	0- 0	0- 0	NEUTRAL	0- 0	0- 0	0- 0				
3- 8	0- 0	0- 1	CONFERENCE	0- 2	0- 2	3- 3				
2- 4	0- 0	0- 1	HOME	0- 1	0- 1	2- 1				
1- 4	0- 0	0- 0	AWAY	0- 1	0- 1	1- 2				
0- 0	0- 0	0- 0	NEUTRAL	0- 0	0- 0	0- 0				

RPI S	Opponent	Score	RPI S	Opponent	Score	RPI S	Opponent	Score	RPI S	Opponent	Score	Team's RPI: 291
36	H James Madison	50 91	77	A Drexel	53 76	109	A UNCW	49 71	115	H Towson	61 77	
			78	H Northeastern	56 87	140	A Appalachian St.	66 80	151	A Delaware	50 74	
						163	A William & Mary	66 54	163	H William & Mary	79 77	
						191	A Elon	68 76	191	H Elon	52 72	
						203	A George Mason	52 66	221	H Furman	67 70	
						241	A Campbell	65 66	254	H Hofstra	70 62	
						263	H Winthrop	64 71	285	A Wofford	58 78	
						304	H South Carolina St.	75 51	316	H Charleston So.	79 52	
						322	A Lipscomb	65 63	335	H Presbyterian	65 71	
LAST 12 Division I GAMES:												
191	H Elon	52 72	36	H James Madison	50 91	115	H Towson	61 77				
163	H William & Mary	79 77	163	A William & Mary	66 54	191	A Elon	68 76				
254	H Hofstra	70 62	78	H Northeastern	56 87	109	A UNCW	49 71				
77	A Delaware	50 74	203	A George Mason	52 66							
77	A Drexel	53 76										

Non-Div I Games: North Greenville 95 62

Col. of Charleston

■ Loss,
 ■ Non-Conf, S Site,
 ■ Home
 ■ Away
 N Neutral

Average RPI Win:	275	WON-LOST	WINNING	LAST 10	STRENGTH OF	OPP. STRENGTH	TEAM	ADJ.	CONF.	ADJ CONF.
Average RPI Loss:	169	RECORD	PCT. RANK	GAMES	SCHEDULE	OF SCHEDULE	RPI	RPI	RPI	RPI
DIV. I ONLY	9- 12	213	0- 1	275	285	247	247	19	19	
DIV. I NON-CONF.	4- 6	212	0- 0	316	339	296	296	22	22	
TOTALS	RPI 1-25	RPI 26-50	W-L RECORDS	RPI 51-100	RPI 101-150	RPI 150+				
9- 12	0- 0	0- 1	OVERALL	0- 3	1- 1	8- 7				
5- 4	0- 0	0- 1	HOME	0- 1	0- 0	5- 2				
4- 8	0- 0	0- 0	AWAY	0- 2	1- 1	3- 5				
0- 0	0- 0	0- 0	NEUTRAL	0- 0	0- 0	0- 0				
4- 6	0- 0	0- 0	NON-CONFERENCE	0- 1	0- 1	4- 4				
3- 1	0- 0	0- 0	HOME	0- 0	0- 0	3- 1				
1- 5	0- 0	0- 0	AWAY	0- 1	0- 1	1- 3				
0- 0	0- 0	0- 0	NEUTRAL	0- 0	0- 0	0- 0				
5- 6	0- 0	0- 1	CONFERENCE	0- 2	1- 0	4- 3				
2- 3	0- 0	0- 1	HOME	0- 1	0- 0	2- 1				
3- 3	0- 0	0- 0	AWAY	0- 1	1- 0	2- 2				
0- 0	0- 0	0- 0	NEUTRAL	0- 0	0- 0	0- 0				

RPI 1-25			RPI 26-50			RPI 51-100			RPI 101+ Team's RPI: 247		
RPI	S	Opponent	Score	RPI	S	Opponent	Score	RPI	S	Opponent	Score
				46	H	Bucknell	62 90	74	A	Yale	61 80
								95	A	American	57 76
								95	H	American	66 71
								113	A	Dayton	58 67
								142	A	Boston U.	81 72
								154	A	Lehigh	58 86
								203	A	George Mason	61 64
								206	A	Navy	52 67
								206	H	Navy	49 62
								208	A	Holy Cross	70 67
								235	A	Niagara	69 74
								264	H	Columbia	84 71
								278	A	Siena	53 55
								280	H	Canisius	67 53
								302	A	Army West Point	70 58
								307	H	Loyola Maryland	73 64
								312	H	Lafayette	60 49
								320	A	UMass Lowell	61 52
								321	H	NJIT	53 71
								344	H	Fairleigh Dickinson	71 52
LAST 12 Division I GAMES:											
206	A	Navy	52 67	142	A	Boston U.	81 72				
95	H	American	66 71	206	H	Navy	49 62				
302	A	Army West Point	70 58	312	H	Lafayette	60 49				
307	H	Loyola Maryland	73 64	95	A	American	57 76				
154	A	Lehigh	58 86	208	A	Holy Cross	70 67				
46	H	Bucknell	62 90	235	A	Niagara	69 74				

Non-Div I Games:

Colgate

Colorado

Through Games Of Feb. 10, 2019

Average RPI Win:	182	WON-LOST	WINNING	LAST 10	STRENGTH OF	OPP. STRENGTH	TEAM	ADJ.	CONF.	ADJ CONF.
Average RPI Loss:	50	RECORD	PCT. RANK	GAMES	SCHEDULE	OF SCHEDULE	RPI	RPI	RPI	RPI
DIV. I ONLY	11- 12	171	1- 0	60	39	136	136	2	2	
DIV. I NON-CONF.	10- 1	17	0- 0	230	140	43	43	2	2	
TOTALS	RPI 1-25	RPI 26-50	W-L RECORDS	RPI 51-100	RPI 101-150	RPI 150+				
11- 12	1- 4	1- 5	OVERALL	0- 1	2- 2	7- 0				
9- 6	1- 2	1- 3	HOME	0- 1	2- 0	5- 0				
1- 6	0- 2	0- 2	AWAY	0- 0	0- 2	1- 0				
1- 0	0- 0	0- 0	NEUTRAL	0- 0	0- 0	1- 0				
10- 1	1- 1	0- 0	NON-CONFERENCE	0- 0	2- 0	7- 0				
8- 0	1- 0	0- 0	HOME	0- 0	2- 0	5- 0				
1- 1	0- 1	0- 0	AWAY	0- 0	0- 0	1- 0				
1- 0	0- 0	0- 0	NEUTRAL	0- 0	0- 0	1- 0				
1- 11	0- 3	1- 5	CONFERENCE	0- 1	0- 2	0- 0				
1- 6	0- 2	1- 3	HOME	0- 1	0- 0	0- 0				
0- 5	0- 1	0- 2	AWAY	0- 0	0- 2	0- 0				
0- 0	0- 0	0- 0	NEUTRAL	0- 0	0- 0	0- 0				

RPI 1-25				RPI 26-50				RPI 51-100				RPI 101+ Team's RPI: 136			
RPI	S	Opponent	Score	RPI	S	Opponent	Score	RPI	S	Opponent	Score	RPI	S	Opponent	Score
4	A	Oregon	43 102	30	A	Oregon St.	65 89	80	H	Arizona	67 69	104	H	Northern Colo.	77 69
5	H	Stanford	69 80	35	H	California	60 80					122	A	Washington St.	48 74
18	H	Arizona St.	70 76	37	H	UCLA	60 64					124	H	Pepperdine	80 65
22	A	Miami (FL)	58 73	49	H	Southern California	81 76					145	A	Washington	58 68
25	H	North Carolina	86 74	50	A	Utah	59 78					199	H	Prairie View	79 38
				50	H	Utah	61 76					206	H	Navy	59 43
LAST 12 Division I GAMES:															
49	H	Southern California	81 76	50	A	Utah	59 78					219	N	Utah St.	78 68
37	H	UCLA	60 64	122	A	Washington St.	48 74					233	A	Nevada	65 52
4	A	Oregon	43 102	145	A	Washington	58 68					250	H	Colorado St.	59 40
30	A	Oregon St.	65 89	18	H	Arizona St.	70 76					269	H	Samford	81 39
35	H	California	60 80	80	H	Arizona	67 69					324	H	San Jose St.	76 64
5	H	Stanford	69 80	50	H	Utah	61 76								

Non-Div I Games:

Colorado

Loss, Non-Conf, S Site, H Home A Away N Neutral

Average RPI Win:	236	WON-LOST	WINNING	LAST 10	STRENGTH OF	OPP. STRENGTH	TEAM	ADJ.	CONF.	ADJ CONF.
Average RPI Loss:	117	RECORD	PCT. RANK	GAMES	SCHEDULE	OF SCHEDULE	RPI	RPI	RPI	RPI
DIV. I ONLY	6- 14	278	0- 1	92	133	250	250	15	15	
DIV. I NON-CONF.	4- 5	190	0- 0	44	111	163	163	13	13	
TOTALS	RPI 1-25	RPI 26-50	W-L RECORDS	RPI 51-100	RPI 101-150	RPI 150+				
6- 14	0- 2	0- 3	OVERALL	0- 1	0- 4	6- 4				
6- 6	0- 1	0- 1	HOME	0- 0	0- 2	6- 2				
0- 8	0- 1	0- 2	AWAY	0- 1	0- 2	0- 2				
0- 0	0- 0	0- 0	NEUTRAL	0- 0	0- 0	0- 0				
4- 5	0- 2	0- 1	NON-CONFERENCE	0- 0	0- 2	4- 0				
4- 2	0- 1	0- 0	HOME	0- 0	0- 1	4- 0				
0- 3	0- 1	0- 1	AWAY	0- 0	0- 1	0- 0				
0- 0	0- 0	0- 0	NEUTRAL	0- 0	0- 0	0- 0				
2- 9	0- 0	0- 2	CONFERENCE	0- 1	0- 2	2- 4				
2- 4	0- 0	0- 1	HOME	0- 0	0- 1	2- 2				
0- 5	0- 0	0- 1	AWAY	0- 1	0- 1	0- 2				
0- 0	0- 0	0- 0	NEUTRAL	0- 0	0- 0	0- 0				

RPI 1-25				RPI 26-50				RPI 51-100				RPI 101+ Team's RPI: 250			
RPI	S	Opponent	Score	RPI	S	Opponent	Score	RPI	S	Opponent	Score	RPI	S	Opponent	Score
13	A	Gonzaga	39 50	38	A	BYU	42 51	65	A	Boise St.	57 70	104	H	Northern Colo.	47 53
18	H	Arizona St.	39 70	47	H	Wyoming	49 60					114	A	Fresno St.	54 57
				48	A	New Mexico	58 70					114	H	Fresno St.	55 66
												136	A	Colorado	40 59
												169	H	Denver	84 79
												216	H	UNLV	52 49
												219	H	Utah St.	53 72
												233	A	Nevada	57 68
												233	H	Nevada	38 62
												234	H	Northern Ariz.	65 54
												251	A	Air Force	48 63
												251	H	Air Force	55 48
												273	H	Cornell	56 53
												275	H	North Florida	61 59
LAST 12 Division I GAMES:															
				47	H	Wyoming	49 60					219	H	Utah St.	53 72
				233	A	Nevada	57 68					48	A	New Mexico	58 70
				251	H	Air Force	55 48					251	A	Air Force	48 63
				65	A	Boise St.	57 70					114	H	Fresno St.	55 66
				114	A	Fresno St.	54 57					216	H	UNLV	52 49
				233	H	Nevada	38 62					169	H	Denver	84 79

Non-Div I Games: Chadron St. 91 38 Eastern N.M. 72 46

Colorado St.

Loss, Non-Conf, S Site, H Home A Away N Neutral

Average RPI Win: 210	WON-LOST	WINNING	LAST 10	STRENGTH OF	OPP. STRENGTH	TEAM	ADJ.	CONF.	ADJ CONF.
Average RPI Loss: 180	RECORD	PCT. RANK	GAMES	SCHEDULE	OF SCHEDULE	RPI	RPI	RPI	RPI
DIV. I ONLY	6- 13	273	0- 1	177	244	264	264	11	11
DIV. I NON-CONF.	4- 9	252	0- 0	233	276	266	266	11	11
TOTALS	RPI 1-25	RPI 26-50	W-L RECORDS	RPI 51-100	RPI 101-150	RPI 150+			
6- 13	0- 0	0- 0	OVERALL	1- 3	0- 2	5- 8			
4- 6	0- 0	0- 0	HOME	1- 3	0- 0	3- 3			
2- 7	0- 0	0- 0	AWAY	0- 0	0- 2	2- 5			
0- 0	0- 0	0- 0	NEUTRAL	0- 0	0- 0	0- 0			
4- 9	0- 0	0- 0	NON-CONFERENCE	0- 1	0- 2	4- 6			
2- 3	0- 0	0- 0	HOME	0- 1	0- 0	2- 2			
2- 6	0- 0	0- 0	AWAY	0- 0	0- 2	2- 4			
0- 0	0- 0	0- 0	NEUTRAL	0- 0	0- 0	0- 0			
2- 4	0- 0	0- 0	CONFERENCE	1- 2	0- 0	1- 2			
2- 3	0- 0	0- 0	HOME	1- 2	0- 0	1- 1			
0- 1	0- 0	0- 0	AWAY	0- 0	0- 0	0- 1			
0- 0	0- 0	0- 0	NEUTRAL	0- 0	0- 0	0- 0			

RPI	S	Opponent	Score	RPI	S	Opponent	Score	RPI	S	Opponent	Score	RPI	S	Opponent	Score	Team's RPI: 264
72	H	Penn	60	72	72	105	A	Boston College	60	74	132	A	Fordham	49	68	
84	H	Harvard	75	65	156	A	Mercer	72	68	186	A	Illinois	69	76		
93	H	Princeton	64	79	190	H	Hampton	88	63	192	A	Milwaukee	65	78		
100	H	Houston	72	83	200	H	Dartmouth	69	70	238	H	Albany (NY)	58	62		
					244	H	Cal St. Fullerton	58	61	247	A	Colgate	71	84		
					253	A	Saint Joseph's	61	68	254	A	Hofstra	65	63		
					273	A	Cornell	51	60	273	H	Cornell	65	57		
					302	H	Army West Point	70	49							
LAST 12 Division I GAMES:																
200	H	Dartmouth	69	70	156	A	Mercer	72	68							
84	H	Harvard	75	65	190	H	Hampton	88	63							
72	H	Penn	60	72	238	H	Albany (NY)	58	62							
93	H	Princeton	64	79	132	A	Fordham	49	68							
273	H	Cornell	65	57	244	H	Cal St. Fullerton	58	61							
273	A	Cornell	51	60	105	A	Boston College	60	74							

Non-Div I Games:

Columbia

■ Loss,
 ■ Non-Conf,
 ■ S Site,
 ■ H Home
 ■ A Away
 N Neutral

Average RPI Win: 347	WON-LOST	WINNING	LAST 10	STRENGTH OF	OPP. STRENGTH	TEAM	ADJ.	CONF.	ADJ CONF.
Average RPI Loss: 187	RECORD	PCT. RANK	GAMES	SCHEDULE	OF SCHEDULE	RPI	RPI	RPI	RPI
DIV. I ONLY	2- 20	342	0- 1	186	335	326	326	32	32
DIV. I NON-CONF.	0- 12	336	0- 0	13	182	227	227	32	32
TOTALS	RPI 1-25	RPI 26-50	W-L RECORDS	RPI 51-100	RPI 101-150	RPI 150+			
2- 20	0- 2	0- 1	OVERALL	0- 4	0- 2	2- 11			
1- 6	0- 0	0- 0	HOME	0- 0	0- 0	1- 6			
1- 13	0- 2	0- 1	AWAY	0- 4	0- 1	1- 5			
0- 1	0- 0	0- 0	NEUTRAL	0- 0	0- 1	0- 0			
0- 12	0- 2	0- 1	NON-CONFERENCE	0- 4	0- 2	0- 3			
0- 1	0- 0	0- 0	HOME	0- 0	0- 0	0- 1			
0- 10	0- 2	0- 1	AWAY	0- 4	0- 1	0- 2			
0- 1	0- 0	0- 0	NEUTRAL	0- 0	0- 1	0- 0			
2- 8	0- 0	0- 0	CONFERENCE	0- 0	0- 0	2- 8			
1- 5	0- 0	0- 0	HOME	0- 0	0- 0	1- 5			
1- 3	0- 0	0- 0	AWAY	0- 0	0- 0	1- 3			
0- 0	0- 0	0- 0	NEUTRAL	0- 0	0- 0	0- 0			

RPI 1-25				RPI 26-50				RPI 51-100				RPI 101+ Team's RPI: 326			
RPI	S	Opponent	Score	RPI	S	Opponent	Score	RPI	S	Opponent	Score	RPI	S	Opponent	Score
6	A	Mississippi St.	38 110	32	A	Ohio	62 87	68	A	West Virginia	37 78	111	A	Minnesota	52 84
17	A	Maryland	36 93					70	A	FGCU	61 93	125	N	UAB	61 86
								71	A	Old Dominion	51 81	225	A	Marshall	67 88
								98	A	Virginia	41 55	231	A	N.C. A&T	42 66
												235	A	Niagara	69 71
												259	H	Bethune-Cookman	65 71
												274	H	Norfolk St.	63 68
												289	H	Morgan St.	57 74
												297	H	UMBC	52 57
												304	H	South Carolina St.	59 75
												341	A	N.C. Central	57 62
												345	A	Delaware St.	71 57
												348	A	Savannah St.	57 68
												348	H	Savannah St.	70 76
												349	H	Florida A&M	73 53
LAST 12 Division I GAMES:															
348	A	Savannah St.	57 68	304	H	South Carolina St.	59 75								
289	H	Morgan St.	57 74	274	H	Norfolk St.	63 68								
259	H	Bethune-Cookman	65 71	345	A	Delaware St.	71 57								
349	H	Florida A&M	73 53	348	H	Savannah St.	70 76								
231	A	N.C. A&T	42 66	71	A	Old Dominion	51 81								
341	A	N.C. Central	57 62	125	N	UAB	61 86								

Non-Div I Games:

Coppin St.

Average RPI Win:	268	WON-LOST	WINNING	LAST 10	STRENGTH OF	OPP. STRENGTH	TEAM	ADJ.	CONF.	ADJ CONF.
Average RPI Loss:	165	RECORD	PCT. RANK	GAMES	SCHEDULE	OF SCHEDULE	RPI	RPI	RPI	RPI
DIV. I ONLY	7- 10	228	0- 1	260	255	273	273	11	11	
DIV. I NON-CONF.	6- 5	143	0- 0	295	324	208	208	11	11	
TOTALS	RPI 1-25	RPI 26-50	W-L RECORDS	RPI 51-100	RPI 101-150	RPI 150+				
7- 10	0- 0	0- 0	OVERALL	0- 3	0- 1	7- 6				
6- 4	0- 0	0- 0	HOME	0- 3	0- 0	6- 1				
1- 6	0- 0	0- 0	AWAY	0- 0	0- 1	1- 5				
0- 0	0- 0	0- 0	NEUTRAL	0- 0	0- 0	0- 0				
6- 5	0- 0	0- 0	NON-CONFERENCE	0- 0	0- 1	6- 4				
5- 0	0- 0	0- 0	HOME	0- 0	0- 0	5- 0				
1- 5	0- 0	0- 0	AWAY	0- 0	0- 1	1- 4				
0- 0	0- 0	0- 0	NEUTRAL	0- 0	0- 0	0- 0				
1- 5	0- 0	0- 0	CONFERENCE	0- 3	0- 0	1- 2				
1- 4	0- 0	0- 0	HOME	0- 3	0- 0	1- 1				
0- 1	0- 0	0- 0	AWAY	0- 0	0- 0	0- 1				
0- 0	0- 0	0- 0	NEUTRAL	0- 0	0- 0	0- 0				

RPI 1-25			RPI 26-50			RPI 51-100			RPI 101+			Team's RPI: 273
RPI	S	Opponent	Score	RPI	S	Opponent	Score	RPI	S	Opponent	Score	
						72 H Penn	46 59	111 A Minnesota		45 65		
						84 H Harvard	61 68	154 A Lehigh		54 67		
						93 H Princeton	46 75	159 A Stony Brook		61 63		
								190 H Hampton		79 53		
								200 H Dartmouth		56 63		
								210 H St. Bonaventure		58 44		
								238 H Albany (NY)		48 34		
								250 A Colorado St.		53 56		
								264 A Columbia		57 65		
								264 H Columbia		60 51		
								265 A Binghamton		61 72		
								312 A Lafayette		62 59		
								320 H UMass Lowell		63 54		
								345 H Delaware St.		94 59		
LAST 12 Division I GAMES:												
						84 H Harvard	61 68	210 H St. Bonaventure		58 44		
						200 H Dartmouth	56 63	190 H Hampton		79 53		
						93 H Princeton	46 75	312 A Lafayette		62 59		
						72 H Penn	46 59	345 H Delaware St.		94 59		
						264 A Columbia	57 65	159 A Stony Brook		61 63		
						264 H Columbia	60 51	154 A Lehigh		54 67		

Non-Div I Games:

Cornell

■ Loss,
 ■ Non-Conf,
 S Site,
 ■ Home
 ■ Away
 N Neutral

Average RPI Win:	167	WON-LOST	WINNING	LAST 10	STRENGTH OF	OPP. STRENGTH	TEAM	ADJ.	CONF.	ADJ CONF.
Average RPI Loss:	58	RECORD	PCT. RANK	GAMES	SCHEDULE	OF SCHEDULE	RPI	RPI	RPI	RPI
DIV. I ONLY	11- 13	190	1- 0	57	36	116	116	6	6	
DIV. I NON-CONF.	6- 5	143	0- 0	102	46	93	93	4	4	
TOTALS	RPI 1-25	RPI 26-50	W-L RECORDS	RPI 51-100	RPI 101-150	RPI 150+				
11- 13	0- 3	1- 5	OVERALL	2- 2	3- 3	5- 0				
5- 6	0- 1	0- 3	HOME	2- 0	1- 2	2- 0				
4- 7	0- 2	1- 2	AWAY	0- 2	1- 1	2- 0				
2- 0	0- 0	0- 0	NEUTRAL	0- 0	1- 0	1- 0				
6- 5	0- 2	0- 2	NON-CONFERENCE	1- 1	1- 0	4- 0				
2- 2	0- 1	0- 1	HOME	1- 0	0- 0	1- 0				
2- 3	0- 1	0- 1	AWAY	0- 1	0- 0	2- 0				
2- 0	0- 0	0- 0	NEUTRAL	0- 0	1- 0	1- 0				
5- 8	0- 1	1- 3	CONFERENCE	1- 1	2- 3	1- 0				
3- 4	0- 0	0- 2	HOME	1- 0	1- 2	1- 0				
2- 4	0- 1	1- 1	AWAY	0- 1	1- 1	0- 0				
0- 0	0- 0	0- 0	NEUTRAL	0- 0	0- 0	0- 0				

RPI 1-25				RPI 26-50				RPI 51-100				RPI 101+ Team's RPI: 116			
RPI	S	Opponent	Score	RPI	S	Opponent	Score	RPI	S	Opponent	Score	RPI	S	Opponent	Score
8	A	Marquette	67 85	28	A	South Dakota St.	48 74	83	A	UNI	55 65	110	A	St. John's (NY)	65 63
16	A	Florida St.	52 71	34	A	DePaul	85 82	92	A	Georgetown	53 62	110	H	St. John's (NY)	45 51
21	H	Drake	69 85	39	H	South Dakota	65 77	92	H	Georgetown	65 38	117	H	Providence	63 77
				41	A	Villanova	62 67	96	H	Nebraska	74 65	120	A	Seton Hall	75 82
				41	H	Villanova	52 54					120	H	Seton Hall	80 71
				44	H	Butler	43 75					149	N	South Fla.	83 76
												173	H	Xavier	66 62
												178	N	Vanderbilt	75 55
												248	A	Wichita St.	83 71
												315	H	Omaha	66 51
												319	A	North Dakota St.	86 51
LAST 12 Division I GAMES:															
120	H	Seton Hall	80 71	173	H	Xavier	66 62								
110	H	St. John's (NY)	45 51	110	A	St. John's (NY)	65 63								
41	A	Villanova	62 67	120	A	Seton Hall	75 82								
92	A	Georgetown	53 62	92	H	Georgetown	65 38								
117	H	Providence	63 77	41	H	Villanova	52 54								
44	H	Butler	43 75	8	A	Marquette	67 85								

Non-Div I Games:

Creighton

■ Loss,
■ Non-Conf,
■ S Site,
■ H Home
■ A Away
N Neutral

Average RPI Win:	269	WON-LOST	WINNING	LAST 10	STRENGTH OF	OPP. STRENGTH	TEAM	ADJ.	CONF.	ADJ CONF.
Average RPI Loss:	136	RECORD	PCT. RANK	GAMES	SCHEDULE	OF SCHEDULE	RPI	RPI	RPI	RPI
DIV. I ONLY	10- 9	153	0- 1	302	171	200	200	11	11	
DIV. I NON-CONF.	7- 6	153	0- 1	311	232	245	245	11	11	
TOTALS	RPI 1-25	RPI 26-50	W-L RECORDS	RPI 51-100	RPI 101-150	RPI 150+				
10- 9	0- 1	0- 0	OVERALL	0- 4	1- 1	9- 3				
5- 2	0- 1	0- 0	HOME	0- 1	1- 0	4- 0				
5- 5	0- 0	0- 0	AWAY	0- 2	0- 1	5- 2				
0- 2	0- 0	0- 0	NEUTRAL	0- 1	0- 0	0- 1				
7- 6	0- 1	0- 0	NON-CONFERENCE	0- 1	1- 1	6- 3				
5- 1	0- 1	0- 0	HOME	0- 0	1- 0	4- 0				
2- 3	0- 0	0- 0	AWAY	0- 0	0- 1	2- 2				
0- 2	0- 0	0- 0	NEUTRAL	0- 1	0- 0	0- 1				
3- 3	0- 0	0- 0	CONFERENCE	0- 3	0- 0	3- 0				
0- 1	0- 0	0- 0	HOME	0- 1	0- 0	0- 0				
3- 2	0- 0	0- 0	AWAY	0- 2	0- 0	3- 0				
0- 0	0- 0	0- 0	NEUTRAL	0- 0	0- 0	0- 0				

RPI 1-25				RPI 26-50				RPI 51-100				RPI 101+ Team's RPI: 200			
RPI	S	Opponent	Score	RPI	S	Opponent	Score	RPI	S	Opponent	Score	RPI	S	Opponent	Score
24	H	Buffalo	69 75					58	N	Middle Tenn.	58 70	105	A	Boston College	68 99
								74	A	Yale	49 64	142	H	Boston U.	64 44
								84	A	Harvard	46 56	227	A	Brown	81 61
								84	H	Harvard	57 73	244	A	Cal St. Fullerton	62 67
												257	A	San Diego	76 78
												264	A	Columbia	70 69
												265	H	Binghamton	63 39
												273	A	Cornell	63 56
												277	A	Vermont	66 42
												293	N	UC Santa Barbara	56 62
												307	H	Loyola Maryland	54 41
												308	H	Fairfield	59 46
												311	A	New Hampshire	62 42
												320	H	UMass Lowell	70 54
LAST 12 Division I GAMES:															
293	N	UC Santa Barbara	56 62	84	A	Harvard	46 56	265	H	Binghamton	63 39	105	A	Boston College	68 99
264	A	Columbia	70 69	311	A	New Hampshire	62 42	24	H	Buffalo	69 75	273	A	Cornell	63 56
273	A	Cornell	63 56	24	H	Buffalo	69 75	320	H	UMass Lowell	70 54	74	A	Yale	49 64
74	A	Yale	49 64									227	A	Brown	81 61
227	A	Brown	81 61									84	H	Harvard	57 73
84	H	Harvard	57 73												

Non-Div I Games:

Dartmouth

■ Loss,
■ Non-Conf,
■ S Site,
■ H Home
■ A Away
N Neutral

Davidson

Through Games Of Feb. 10, 2019

Average RPI Win:	206	WON-LOST	WINNING	LAST 10	STRENGTH OF	OPP. STRENGTH	TEAM	ADJ.	CONF.	ADJ CONF.
Average RPI Loss:	166	RECORD	PCT. RANK	GAMES	SCHEDULE	OF SCHEDULE	RPI	RPI	RPI	RPI
DIV. I ONLY	13- 9	123	1- 0	242	147	148	148	17	17	
DIV. I NON-CONF.	5- 7	206	0- 0	176	152	180	180	16	16	
TOTALS	RPI 1-25	RPI 26-50	W-L RECORDS	RPI 51-100	RPI 101-150	RPI 150+				
13- 9	0- 1	0- 0	OVERALL	1- 1	3- 1	9- 6				
7- 2	0- 0	0- 0	HOME	0- 0	1- 1	6- 1				
6- 7	0- 1	0- 0	AWAY	1- 1	2- 0	3- 5				
0- 0	0- 0	0- 0	NEUTRAL	0- 0	0- 0	0- 0				
5- 7	0- 1	0- 0	NON-CONFERENCE	1- 1	1- 1	3- 4				
3- 1	0- 0	0- 0	HOME	0- 0	1- 1	2- 0				
2- 6	0- 1	0- 0	AWAY	1- 1	0- 0	1- 4				
0- 0	0- 0	0- 0	NEUTRAL	0- 0	0- 0	0- 0				
8- 2	0- 0	0- 0	CONFERENCE	0- 0	2- 0	6- 2				
4- 1	0- 0	0- 0	HOME	0- 0	0- 0	4- 1				
4- 1	0- 0	0- 0	AWAY	0- 0	2- 0	2- 1				
0- 0	0- 0	0- 0	NEUTRAL	0- 0	0- 0	0- 0				

RPI	S	Opponent	Score	RPI	S	Opponent	Score	RPI	S	Opponent	Score	RPI	S	Opponent	Score	Team's RPI: 148
12	A	NC State	45 75					57	A	Clemson	90 80	132	A	Fordham	60 56	
								93	A	Princeton	57 65	133	H	High Point	71 62	
												140	H	Appalachian St.	78 81	
												150	A	Duquesne	62 47	
												153	A	Charlotte	66 78	
												163	H	William & Mary	76 65	
												191	A	Elon	72 73	
												194	A	UNC Asheville	56 69	
												196	H	Massachusetts	58 70	
												203	H	George Mason	67 59	
												209	A	George Washington	62 42	
												210	H	St. Bonaventure	67 55	
												228	A	Rhode Island	77 67	
												253	A	Saint Joseph's	54 66	
												255	H	Richmond	78 55	
												260	A	Gardner-Webb	49 54	
												284	H	La Salle	80 61	
												316	A	Charleston So.	72 34	
												335	H	Presbyterian	83 56	
LAST 12 Division I GAMES:																
210	H	St. Bonaventure	67 55	255	H	Richmond	78 55									
253	A	Saint Joseph's	54 66	228	A	Rhode Island	77 67									
284	H	La Salle	80 61	150	A	Duquesne	62 47									
209	A	George Washington	62 42	203	H	George Mason	67 59									
132	A	Fordham	60 56	12	A	NC State	45 75									
196	H	Massachusetts	58 70	153	A	Charlotte	66 78									

Non-Div I Games: Queens (NC) 80 47

Davidson

■ Loss,
 ■ Non-Conf, S Site,
 ■ Home
 ■ Away
 N Neutral

Average RPI Win:	191	WON-LOST	WINNING	LAST 10	STRENGTH OF	OPP. STRENGTH	TEAM	ADJ.	CONF.	ADJ CONF.
Average RPI Loss:	93	RECORD	PCT. RANK	GAMES	SCHEDULE	OF SCHEDULE	RPI	RPI	RPI	RPI
DIV. I ONLY	12- 9	135	0- 1	113	95	113	113	17	17	
DIV. I NON-CONF.	5- 6	177	0- 0	17	42	77	77	16	16	
TOTALS	RPI 1-25	RPI 26-50	W-L RECORDS	RPI 51-100	RPI 101-150	RPI 150+				
12- 9	1- 2	1- 1	OVERALL	1- 3	1- 1	8- 2				
9- 1	1- 0	0- 0	HOME	1- 1	1- 0	6- 0				
2- 7	0- 2	0- 1	AWAY	0- 1	0- 1	2- 2				
1- 1	0- 0	1- 0	NEUTRAL	0- 1	0- 0	0- 0				
5- 6	1- 2	1- 1	NON-CONFERENCE	1- 3	0- 0	2- 0				
4- 1	1- 0	0- 0	HOME	1- 1	0- 0	2- 0				
0- 4	0- 2	0- 1	AWAY	0- 1	0- 0	0- 0				
1- 1	0- 0	1- 0	NEUTRAL	0- 1	0- 0	0- 0				
7- 3	0- 0	0- 0	CONFERENCE	0- 0	1- 1	6- 2				
5- 0	0- 0	0- 0	HOME	0- 0	1- 0	4- 0				
2- 3	0- 0	0- 0	AWAY	0- 0	0- 1	2- 2				
0- 0	0- 0	0- 0	NEUTRAL	0- 0	0- 0	0- 0				

RPI S	Opponent	Score	RPI S	Opponent	Score	RPI S	Opponent	Score	RPI S	Opponent	Score	Team's RPI: 113
15	A South Carolina	55 65	36	A James Madison	55 68	67	A Green Bay	35 51	132	H Fordham	72 50	
17	A Maryland	71 82	43	N Georgia Tech	85 66	69	N Virginia Tech	57 69	150	A Duquesne	57 85	
24	H Buffalo	72 59				78	H Northeastern	79 84	195	A Saint Louis	65 68	
						87	H Toledo	70 49	196	H Massachusetts	75 47	
									209	A George Washington	45 46	
									210	A St. Bonaventure	62 49	
									228	A Rhode Island	74 62	
									247	H Colgate	67 58	
									253	H Saint Joseph's	72 65	
									255	H Richmond	71 50	
									284	H La Salle	84 45	
									336	H Evansville	69 30	
LAST 12 Division I GAMES:												
150	A Duquesne	57 85	210	A St. Bonaventure	62 49							
255	H Richmond	71 50	209	A George Washington	45 46							
228	A Rhode Island	74 62	196	H Massachusetts	75 47							
253	H Saint Joseph's	72 65	284	H La Salle	84 45							
195	A Saint Louis	65 68	43	N Georgia Tech	85 66							
132	H Fordham	72 50	69	N Virginia Tech	57 69							

Non-Div I Games:

Dayton

■ Loss,
 ■ Non-Conf,
 ■ S Site,
 ■ H Home
 ■ A Away
 N Neutral

Average RPI Win:	131	WON-LOST	WINNING	LAST 10	STRENGTH OF	OPP. STRENGTH	TEAM	ADJ.	CONF.	ADJ CONF.
Average RPI Loss:	38	RECORD	PCT. RANK	GAMES	SCHEDULE	OF SCHEDULE	RPI	RPI	RPI	RPI
DIV. I ONLY	17- 7	69	1- 0	44	11	34	34	6	6	
DIV. I NON-CONF.	9- 3	61	0- 0	103	9	44	44	4	4	
TOTALS	RPI 1-25	RPI 26-50	W-L RECORDS	RPI 51-100	RPI 101-150	RPI 150+				
17- 7	0- 5	3- 0	OVERALL	6- 0	2- 2	6- 0				
9- 4	0- 2	1- 0	HOME	3- 0	2- 2	3- 0				
6- 2	0- 2	2- 0	AWAY	1- 0	0- 0	3- 0				
2- 1	0- 1	0- 0	NEUTRAL	2- 0	0- 0	0- 0				
9- 3	0- 3	0- 0	NON-CONFERENCE	4- 0	0- 0	5- 0				
5- 1	0- 1	0- 0	HOME	2- 0	0- 0	3- 0				
2- 1	0- 1	0- 0	AWAY	0- 0	0- 0	2- 0				
2- 1	0- 1	0- 0	NEUTRAL	2- 0	0- 0	0- 0				
8- 4	0- 2	3- 0	CONFERENCE	2- 0	2- 2	1- 0				
4- 3	0- 1	1- 0	HOME	1- 0	2- 2	0- 0				
4- 1	0- 1	2- 0	AWAY	1- 0	0- 0	1- 0				
0- 0	0- 0	0- 0	NEUTRAL	0- 0	0- 0	0- 0				

RPI 1-25				RPI 26-50				Team's RPI: 34	RPI 51-100				RPI 101+			
RPI	S	Opponent	Score	RPI	S	Opponent	Score		RPI	S	Opponent	Score	RPI	S	Opponent	Score
1	H	Notre Dame	77 101	41	A	Villanova	66 59		54	N	Kansas St.	79 59	110	H	St. John's (NY)	73 64
7	A	UConn	63 99	41	H	Villanova	93 70		67	H	Green Bay	73 64	116	H	Creighton	82 85
8	A	Marquette	63 96	44	A	Butler	86 78		88	H	Northwestern	76 60	117	H	Providence	88 62
8	H	Marquette	87 93						92	A	Georgetown	69 64	120	H	Seton Hall	73 84
9	N	Syracuse	81 83						92	H	Georgetown	76 71	162	A	Oklahoma	87 76
									93	N	Princeton	82 67	170	H	Temple	102 88
													173	A	Xavier	73 71
													249	A	Loyola Chicago	102 76
													290	H	Tennessee St.	95 73
													348	H	Savannah St.	124 61
LAST 12 Division I GAMES:																
				92	H	Georgetown	76 71		110	H	St. John's (NY)	73 64				
				41	H	Villanova	93 70		41	A	Villanova	66 59				
				8	H	Marquette	87 93		92	A	Georgetown	69 64				
				173	A	Xavier	73 71		8	A	Marquette	63 96				
				44	A	Butler	86 78		117	H	Providence	88 62				
				120	H	Seton Hall	73 84		116	H	Creighton	82 85				

Non-Div I Games:

DePaul

■ Loss,
 ■ Non-Conf, S Site,
 ■ Home
 ■ Away
 N Neutral

RPI 1-25				RPI 26-50				RPI 51-100				RPI 101+ Team's RPI: 151			
RPI	S	Opponent	Score	RPI	S	Opponent	Score	RPI	S	Opponent	Score	RPI	S	Opponent	Score
14	H	UCF	60 71	36	H	James Madison	43 68	77	A	Drexel	41 58	109	H	UNCW	65 53
17	H	Maryland	53 77					77	H	Drexel	40 57	115	H	Towson	48 56
								78	A	Northeastern	62 75	137	N	Montana St.	60 69
								83	A	UNI	67 79	142	A	Boston U.	61 72
												155	N	Bradley	47 59
												163	A	William & Mary	70 59
												180	N	Nicholls St.	71 56
												191	A	Elon	74 63
												203	A	George Mason	46 72
												253	H	Saint Joseph's	48 39
												254	A	Hofstra	78 59
												260	H	Gardner-Webb	69 45
												291	H	Col. of Charleston	74 50
												312	N	Lafayette	65 47
												345	A	Delaware St.	85 77
LAST 12 Division I GAMES:															
312	N	Lafayette	65 47	109	H	UNCW	65 53								
180	N	Nicholls St.	71 56	78	A	Northeastern	62 75								
77	A	Drexel	41 58	254	A	Hofstra	78 59								
191	A	Elon	74 63	77	H	Drexel	40 57								
163	A	William & Mary	70 59	115	H	Towson	48 56								
291	H	Col. of Charleston	74 50	36	H	James Madison	43 68								

Delaware

Page 67

Average RPI Win:	345	WON-LOST	WINNING	LAST 10	STRENGTH OF	OPP. STRENGTH	TEAM	ADJ.	CONF.	ADJ CONF.
Average RPI Loss:	216	RECORD	PCT. RANK	GAMES	SCHEDULE	OF SCHEDULE	RPI	RPI	RPI	RPI
DIV. I ONLY	2- 17	336	0- 1	291	348	345	345	32	32	
DIV. I NON-CONF.	0- 9	336	0- 0	128	244	324	324	32	32	
TOTALS	RPI 1-25	RPI 26-50	W-L RECORDS	RPI 51-100	RPI 101-150	RPI 150+				
2- 17	0- 0	0- 1	OVERALL	0- 0	0- 2	2- 14				
2- 5	0- 0	0- 1	HOME	0- 0	0- 0	2- 4				
0- 12	0- 0	0- 0	AWAY	0- 0	0- 2	0- 10				
0- 0	0- 0	0- 0	NEUTRAL	0- 0	0- 0	0- 0				
0- 9	0- 0	0- 1	NON-CONFERENCE	0- 0	0- 2	0- 6				
0- 2	0- 0	0- 1	HOME	0- 0	0- 0	0- 1				
0- 7	0- 0	0- 0	AWAY	0- 0	0- 2	0- 5				
0- 0	0- 0	0- 0	NEUTRAL	0- 0	0- 0	0- 0				
2- 8	0- 0	0- 0	CONFERENCE	0- 0	0- 0	2- 8				
2- 3	0- 0	0- 0	HOME	0- 0	0- 0	2- 3				
0- 5	0- 0	0- 0	AWAY	0- 0	0- 0	0- 5				
0- 0	0- 0	0- 0	NEUTRAL	0- 0	0- 0	0- 0				

RPI 1-25			RPI 26-50			RPI 51-100			RPI 101+			Team's RPI: 345
RPI	S	Opponent	Score	RPI	S	Opponent	Score	RPI	S	Opponent	Score	
				36	H	James Madison	57 103					
								110	A	St. John's (NY)	44 82	
								112	A	VCU	55 97	
								151	H	Delaware	77 85	
								170	A	Temple	61 75	
								173	A	Xavier	59 80	
								218	A	Robert Morris	63 64	
								225	A	Marshall	63 75	
								226	A	Howard	62 78	
								231	A	N.C. A&T	49 72	
								231	H	N.C. A&T	47 67	
								259	A	Bethune-Cookman	55 67	
								273	A	Cornell	59 94	
								274	A	Norfolk St.	50 63	
								304	H	South Carolina St.	60 63	
								326	H	Coppin St.	57 71	
								341	H	N.C. Central	71 61	
								348	H	Savannah St.	66 58	
								349	A	Florida A&M	52 57	
LAST 12 Division I GAMES:												
				231	A	N.C. A&T	49 72					
				304	H	South Carolina St.	60 63					
				348	H	Savannah St.	66 58					
				226	A	Howard	62 78					
				349	A	Florida A&M	52 57					
				259	A	Bethune-Cookman	55 67					
				341	H	N.C. Central	71 61					
				231	H	N.C. A&T	47 67					
				326	H	Coppin St.	57 71					
				274	A	Norfolk St.	50 63					
				112	A	VCU	55 97					
				225	A	Marshall	63 75					

Non-Div I Games: Post 65 53 Cheyney 79 59

Delaware St.

■ Loss,
 ■ Non-Conf,
 ■ S Site,
 ■ Home
 ■ A Away
 N Neutral

Average RPI Win:	201	WON-LOST	WINNING	LAST 10	STRENGTH OF	OPP. STRENGTH	TEAM	ADJ.	CONF.	ADJ CONF.
Average RPI Loss:	156	RECORD	PCT. RANK	GAMES	SCHEDULE	OF SCHEDULE	RPI	RPI	RPI	RPI
DIV. I ONLY	13- 11	150	1- 0	212	154	169	169	18	18	
DIV. I NON-CONF.	7- 6	153	0- 0	181	133	160	160	17	17	
TOTALS	RPI 1-25	RPI 26-50	W-L RECORDS	RPI 51-100	RPI 101-150	RPI 150+				
13- 11	0- 0	1- 3	OVERALL	3- 1	0- 1	9- 6				
10- 2	0- 0	1- 1	HOME	3- 0	0- 0	6- 1				
3- 9	0- 0	0- 2	AWAY	0- 1	0- 1	3- 5				
0- 0	0- 0	0- 0	NEUTRAL	0- 0	0- 0	0- 0				
7- 6	0- 0	0- 1	NON-CONFERENCE	3- 1	0- 1	4- 3				
6- 1	0- 0	0- 0	HOME	3- 0	0- 0	3- 1				
1- 5	0- 0	0- 1	AWAY	0- 1	0- 1	1- 2				
0- 0	0- 0	0- 0	NEUTRAL	0- 0	0- 0	0- 0				
6- 5	0- 0	1- 2	CONFERENCE	0- 0	0- 0	5- 3				
4- 1	0- 0	1- 1	HOME	0- 0	0- 0	3- 0				
2- 4	0- 0	0- 1	AWAY	0- 0	0- 0	2- 3				
0- 0	0- 0	0- 0	NEUTRAL	0- 0	0- 0	0- 0				

RPI S	Opponent	Score	RPI S	Opponent	Score	RPI S	Opponent	Score	RPI S	Opponent	Score	Team's RPI: 169
28	A South Dakota St.	59 76	28	H South Dakota St.	67 83	59	H Lamar University	117 110	104	A Northern Colo.	66 74	
39	H South Dakota	104 99	39	H South Dakota	104 99	95	H American	83 54	166	A New Mexico St.	64 66	
47	A Wyoming	74 78	47	A Wyoming	74 78	96	A Nebraska	71 96	176	A Oral Roberts	66 74	
						99	H Loyola Marymount	104 75	176	H Oral Roberts	93 76	
									210	H St. Bonaventure	76 62	
									214	A Western Ill.	78 87	
									224	H North Dakota	87 66	
									237	H UMKC	92 75	
									250	A Colorado St.	79 84	
									251	H Air Force	92 66	
									269	H Samford	83 87	
									270	A Southern Utah	71 70	
									315	A Omaha	95 68	
									319	A North Dakota St.	87 67	
									319	H North Dakota St.	81 54	
									334	A Purdue Fort Wayne	55 70	
LAST 12 Division I GAMES:												
319	A North Dakota St.	87 67	28	A South Dakota St.	59 76							
176	A Oral Roberts	66 74	224	H North Dakota	87 66							
28	H South Dakota St.	67 83	39	H South Dakota	104 99							
334	A Purdue Fort Wayne	55 70	214	A Western Ill.	78 87							
176	H Oral Roberts	93 76	315	A Omaha	95 68							
319	H North Dakota St.	81 54	250	A Colorado St.	79 84							

Non-Div I Games:

Denver

■ Loss,
 ■ Non-Conf, S Site,
 ■ Home
 ■ Away
 N Neutral

Detroit Mercy

Through Games Of Feb. 10, 2019

Average RPI Win:	318	WON-LOST	WINNING	LAST 10	STRENGTH OF	OPP. STRENGTH	TEAM	ADJ.	CONF.	ADJ CONF.
Average RPI Loss:	185	RECORD	PCT. RANK	GAMES	SCHEDULE	OF SCHEDULE	RPI	RPI	RPI	RPI
DIV. I ONLY	2- 20	342	0- 1	300	214	337	337	20	20	
DIV. I NON-CONF.	1- 9	326	0- 0	270	206	323	323	18	18	
TOTALS	RPI 1-25	RPI 26-50	W-L RECORDS	RPI 51-100	RPI 101-150	RPI 150+				
2- 20	0- 0	0- 0	OVERALL	0- 5	0- 4	2- 11				
0- 8	0- 0	0- 0	HOME	0- 2	0- 1	0- 5				
2- 12	0- 0	0- 0	AWAY	0- 3	0- 3	2- 6				
0- 0	0- 0	0- 0	NEUTRAL	0- 0	0- 0	0- 0				
1- 9	0- 0	0- 0	NON-CONFERENCE	0- 3	0- 1	1- 5				
0- 3	0- 0	0- 0	HOME	0- 1	0- 0	0- 2				
1- 6	0- 0	0- 0	AWAY	0- 2	0- 1	1- 3				
0- 0	0- 0	0- 0	NEUTRAL	0- 0	0- 0	0- 0				
1- 11	0- 0	0- 0	CONFERENCE	0- 2	0- 3	1- 6				
0- 5	0- 0	0- 0	HOME	0- 1	0- 1	0- 3				
1- 6	0- 0	0- 0	AWAY	0- 1	0- 2	1- 3				
0- 0	0- 0	0- 0	NEUTRAL	0- 0	0- 0	0- 0				

RPI S	Opponent	Score	RPI S	Opponent	Score	RPI S	Opponent	Score	RPI S	Opponent	Score	Team's RPI: 337
						56	A Michigan	62 95	107	A Ohio St.	41 55	
						62	H Miami (OH)	59 78	123	A IUPUI	47 82	
						67	H Green Bay	40 65	128	A Youngstown St.	45 91	
						76	A Wright St.	59 78	128	H Youngstown St.	59 85	
						87	A Toledo	60 77	184	A Eastern Mich.	53 60	
									192	H Milwaukee	44 62	
									232	A Bowling Green	73 79	
									249	A Loyola Chicago	43 52	
									268	A Cleveland St.	51 67	
									268	H Cleveland St.	49 67	
									279	A Northern Ky.	56 68	
									283	H Western Mich.	44 54	
									301	A Oakland	67 74	
									301	H Oakland	65 76	
									306	A Manhattan	58 56	
									315	H Omaha	42 51	
									329	A UIC	42 36	
LAST 12 Division I GAMES:												
301	H Oakland	65 76	67	H Green Bay	40 65							
128	A Youngstown St.	45 91	329	A UIC	42 36							
268	A Cleveland St.	51 67	123	A IUPUI	47 82							
76	A Wright St.	59 78	301	A Oakland	67 74							
279	A Northern Ky.	56 68	268	H Cleveland St.	49 67							
192	H Milwaukee	44 62	128	H Youngstown St.	59 85							

Non-Div I Games: Mich.-Dearborn 68 60

Detroit Mercy

Loss, Non-Conf, S Site, H Home A Away N Neutral

Average RPI Win:	167	WON-LOST	WINNING	LAST 10	STRENGTH OF	OPP. STRENGTH	TEAM	ADJ.	CONF.	ADJ CONF.
Average RPI Loss:	23	RECORD	PCT. RANK	GAMES	SCHEDULE	OF SCHEDULE	RPI	RPI	RPI	RPI
DIV. I ONLY	17- 5	40	1- 0	43	76	21	21	13	13	
DIV. I NON-CONF.	7- 4	109	1- 0	6	2	11	11	14	14	
TOTALS	RPI 1-25	RPI 26-50	W-L RECORDS	RPI 51-100	RPI 101-150	RPI 150+				
17- 5	2- 3	1- 1	OVERALL	2- 1	1- 0	11- 0				
5- 2	0- 1	1- 0	HOME	0- 1	0- 0	4- 0				
10- 2	0- 1	0- 1	AWAY	2- 0	1- 0	7- 0				
2- 1	2- 1	0- 0	NEUTRAL	0- 0	0- 0	0- 0				
7- 4	2- 3	1- 1	NON-CONFERENCE	1- 0	1- 0	2- 0				
2- 1	0- 1	1- 0	HOME	0- 0	0- 0	1- 0				
3- 2	0- 1	0- 1	AWAY	1- 0	1- 0	1- 0				
2- 1	2- 1	0- 0	NEUTRAL	0- 0	0- 0	0- 0				
10- 1	0- 0	0- 0	CONFERENCE	1- 1	0- 0	9- 0				
3- 1	0- 0	0- 0	HOME	0- 1	0- 0	3- 0				
7- 0	0- 0	0- 0	AWAY	1- 0	0- 0	6- 0				
0- 0	0- 0	0- 0	NEUTRAL	0- 0	0- 0	0- 0				

RPI	S	Opponent	Score
1	N	Notre Dame	64 82
10	A	Iowa St.	81 86
11	H	Iowa	82 91
15	N	South Carolina	90 85
19	N	Rutgers	69 59

RPI	S	Opponent	Score
28	A	South Dakota St.	71 80
39	H	South Dakota	76 64

RPI	S	Opponent	Score
63	H	Missouri St.	79 85
83	A	UNI	88 64
96	A	Nebraska	83 77

RPI	S	Opponent	Score
116	A	Creighton	85 69
155	A	Bradley	92 63
158	H	CSUN	73 63
160	H	Southern Ill.	94 66
174	A	Indiana St.	70 68
189	A	Illinois St.	82 64
214	A	Western Ill.	98 71
249	A	Loyola Chicago	83 55
249	H	Loyola Chicago	69 60
292	A	Valparaiso	88 62
292	H	Valparaiso	84 53
336	A	Evansville	78 47

LAST 12 Division I GAMES:

15	N	South Carolina	90 85	336	A	Evansville	78 47
1	N	Notre Dame	64 82	174	A	Indiana St.	70 68
249	A	Loyola Chicago	83 55	83	A	UNI	88 64
292	A	Valparaiso	88 62	292	H	Valparaiso	84 53
160	H	Southern Ill.	94 66	249	H	Loyola Chicago	69 60
63	H	Missouri St.	79 85	189	A	Illinois St.	82 64

Non-Div I Games: Clarke 91 43

Drake

■ Loss,
 ■ Non-Conf,
 ■ S Site,
 ■ Home
 ■ A Away
 N Neutral

Average RPI Win:	209	WON-LOST	WINNING	LAST 10	STRENGTH OF	OPP. STRENGTH	TEAM	ADJ.	CONF.	ADJ CONF.
Average RPI Loss:	73	RECORD	PCT. RANK	GAMES	SCHEDULE	OF SCHEDULE	RPI	RPI	RPI	RPI
DIV. I ONLY	16- 5	42	1- 0	135	166	77	77	10	10	
DIV. I NON-CONF.	8- 3	72	1- 0	162	260	99	99	10	10	
TOTALS	RPI 1-25	RPI 26-50	W-L RECORDS	RPI 51-100	RPI 101-150	RPI 150+				
16- 5	0- 0	1- 1	OVERALL	1- 3	1- 1	13- 0				
6- 4	0- 0	1- 1	HOME	0- 2	1- 1	4- 0				
9- 0	0- 0	0- 0	AWAY	1- 0	0- 0	8- 0				
1- 1	0- 0	0- 0	NEUTRAL	0- 1	0- 0	1- 0				
8- 3	0- 0	1- 0	NON-CONFERENCE	0- 3	0- 0	7- 0				
3- 2	0- 0	1- 0	HOME	0- 2	0- 0	2- 0				
4- 0	0- 0	0- 0	AWAY	0- 0	0- 0	4- 0				
1- 1	0- 0	0- 0	NEUTRAL	0- 1	0- 0	1- 0				
8- 2	0- 0	0- 1	CONFERENCE	1- 0	1- 1	6- 0				
3- 2	0- 0	0- 1	HOME	0- 0	1- 1	2- 0				
5- 0	0- 0	0- 0	AWAY	1- 0	0- 0	4- 0				
0- 0	0- 0	0- 0	NEUTRAL	0- 0	0- 0	0- 0				

RPI S	Opponent	Score	RPI S	Opponent	Score	RPI S	Opponent	Score	RPI S	Opponent	Score
36	H James Madison	35 51	46	H Bucknell	64 42	66	H Quinnipiac	52 56	109	H UNCW	67 55
						72	H Penn	39 55	115	H Towson	54 55
						76	N Wright St.	63 71	151	A Delaware	57 40
						78	A Northeastern	61 59	151	H Delaware	58 41
									163	A William & Mary	62 58
									191	A Elon	59 44
									253	H Saint Joseph's	51 34
									254	A Hofstra	61 49
									255	A Richmond	58 35
									260	H Gardner-Webb	65 48
									277	A Vermont	60 44
									278	N Siena	51 39
									284	A La Salle	58 43
									291	H Col. of Charleston	76 53
									306	A Manhattan	53 39
LAST 12 Division I GAMES:											
277	A Vermont	60 44	254	A Hofstra	61 49						
151	H Delaware	58 41	78	A Northeastern	61 59						
163	A William & Mary	62 58	151	A Delaware	57 40						
191	A Elon	59 44	36	H James Madison	35 51						
109	H UNCW	67 55	115	H Towson	54 55						
291	H Col. of Charleston	76 53	255	A Richmond	58 35						

Non-Div I Games:

Drexel

■ Loss,
 ■ Non-Conf, S Site,
 ■ Home
 ■ Away
 N Neutral

Duke

Average RPI Win: 140

Average RPI Loss: 50

WON-LOST
RECORD

WINNING
PCT. RANK

LAST 10
GAMES

STRENGTH OF
SCHEDULE

OPP. STRENGTH
OF SCHEDULE

TEAM
RPI

ADJ.
RPI

CONF.
RPI

ADJ CONF.
RPI

DIV. I ONLY

11- 12

171

0- 1

26

7

73

73

1

1

DIV. I NON-CONF.

8- 4

91

0- 1

87

54

54

54

1

1

TOTALS

RPI 1-25

RPI 26-50

W-L RECORDS

RPI 51-100

RPI 101-150

RPI 150+

11- 12

1- 5

0- 3

OVERALL

2- 2

3- 2

5- 0

7- 3

0- 3

0- 0

HOME

1- 0

3- 0

3- 0

3- 7

1- 2

0- 2

AWAY

1- 2

0- 1

1- 0

1- 2

0- 0

0- 1

NEUTRAL

0- 0

0- 1

1- 0

8- 4

0- 0

0- 2

NON-CONFERENCE

2- 1

1- 1

5- 0

5- 0

0- 0

0- 0

HOME

1- 0

1- 0

3- 0

2- 2

0- 0

0- 1

AWAY

1- 1

0- 0

1- 0

1- 2

0- 0

0- 1

NEUTRAL

0- 0

0- 1

1- 0

3- 8

1- 5

0- 1

CONFERENCE

0- 1

2- 1

0- 0

2- 3

0- 3

0- 0

HOME

0- 0

2- 0

0- 0

1- 5

1- 2

0- 1

AWAY

0- 1

0- 1

0- 0

0- 0

0- 0

0- 0

NEUTRAL

0- 0

0- 0

0- 0

RPI 1-25

RPI 26-50

RPI 51-100

Team's RPI: 73

RPI 101+

RPI S Opponent

Score

RPI S Opponent

Score

RPI S Opponent

Score

RPI S Opponent

Score

3 H Louisville

51 73

30 A Oregon St.

57 71

70 H FGCU

57 41

105 A Boston College

90 92

9 H Syracuse

55 64

33 N Missouri

54 62

75 A Maine

66 63

118 H Wake Forest

66 52

12 A NC State

51 63

43 A Georgia Tech

64 70

88 A Northwestern

58 84

126 H Pittsburgh

74 55

16 A Florida St.

62 66

98 A Virginia

47 53

145 N Washington

64 71

22 H Miami (FL)

50 58

146 H Marist

64 56

25 A North Carolina

85 69

182 N Ball St.

79 62

185 A Wisconsin

60 53

191 H Elon

81 64

204 H East Carolina

83 66

216 H UNLV

66 38

LAST 12 Division I GAMES:

33 N Missouri

54 62

9 H Syracuse

55 64

182 N Ball St.

79 62

118 H Wake Forest

66 52

98 A Virginia

47 53

16 A Florida St.

62 66

25 A North Carolina

85 69

22 H Miami (FL)

50 58

126 H Pittsburgh

74 55

43 A Georgia Tech

64 70

105 A Boston College

90 92

3 H Louisville

51 73

Non-Div I Games:

Duke

Loss, Non-Conf, S Site, H Home A Away N Neutral

Average RPI Win:	201	WON-LOST	WINNING	LAST 10	STRENGTH OF	OPP. STRENGTH	TEAM	ADJ.	CONF.	ADJ CONF.
Average RPI Loss:	112	RECORD	PCT. RANK	GAMES	SCHEDULE	OF SCHEDULE	RPI	RPI	RPI	RPI
DIV. I ONLY	12- 11	157	1- 0	169	90	150	150	17	17	
DIV. I NON-CONF.	6- 7	172	0- 0	104	17	126	126	16	16	
TOTALS	RPI 1-25	RPI 26-50	W-L RECORDS	RPI 51-100	RPI 101-150	RPI 150+				
12- 11	0- 2	0- 2	OVERALL	1- 1	2- 3	9- 3				
6- 4	0- 1	0- 0	HOME	0- 0	1- 2	5- 1				
6- 5	0- 0	0- 2	AWAY	1- 1	1- 1	4- 1				
0- 2	0- 1	0- 0	NEUTRAL	0- 0	0- 0	0- 1				
6- 7	0- 2	0- 2	NON-CONFERENCE	1- 1	1- 1	4- 1				
3- 2	0- 1	0- 0	HOME	0- 0	0- 1	3- 0				
3- 3	0- 0	0- 2	AWAY	1- 1	1- 0	1- 0				
0- 2	0- 1	0- 0	NEUTRAL	0- 0	0- 0	0- 1				
6- 4	0- 0	0- 0	CONFERENCE	0- 0	1- 2	5- 2				
3- 2	0- 0	0- 0	HOME	0- 0	1- 1	2- 1				
3- 2	0- 0	0- 0	AWAY	0- 0	0- 1	3- 1				
0- 0	0- 0	0- 0	NEUTRAL	0- 0	0- 0	0- 0				

RPI 1-25				RPI 26-50				RPI 51-100				RPI 101+ Team's RPI: 150			
RPI	S	Opponent	Score	RPI	S	Opponent	Score	RPI	S	Opponent	Score	RPI	S	Opponent	Score
9	N	Syracuse	71 87	29	A	Texas	41 78	85	A	Kent St.	77 72	113	H	Dayton	85 57
14	H	UCF	63 71	42	A	TCU	48 61	87	A	Toledo	52 65	126	H	Pittsburgh	58 66
												130	A	Penn St.	64 58
												132	A	Fordham	46 57
												148	H	Davidson	47 62
												170	H	Temple	54 53
												196	A	Massachusetts	66 69
												203	A	George Mason	60 57
												209	H	George Washington	54 55
												210	A	St. Bonaventure	60 54
												212	A	Saint Francis (PA)	93 73
												236	N	Liberty	51 55
												245	H	Mt. St. Mary's	73 64
												246	H	ETSU	66 58
												253	H	Saint Joseph's	81 73
												255	H	Richmond	80 54
												284	A	La Salle	66 62
LAST 12 Division I GAMES:															
113	H	Dayton	85 57	253	H	Saint Joseph's	81 73								
196	A	Massachusetts	66 69	203	A	George Mason	60 57								
132	A	Fordham	46 57	148	H	Davidson	47 62								
209	H	George Washington	54 55	210	A	St. Bonaventure	60 54								
284	A	La Salle	66 62	170	H	Temple	54 53								
255	H	Richmond	80 54	126	H	Pittsburgh	58 66								

Non-Div I Games:

Duquesne

■ Loss,
 ■ Non-Conf, S Site,
 ■ Home
 ■ Away
 N Neutral

Average RPI Win: 239	WON-LOST	WINNING	LAST 10	STRENGTH OF	OPP. STRENGTH	TEAM	ADJ.	CONF.	ADJ CONF.
Average RPI Loss: 117	RECORD	PCT. RANK	GAMES	SCHEDULE	OF SCHEDULE	RPI	RPI	RPI	RPI
DIV. I ONLY	7- 17	284	0- 2	89	152	246	246	27	27
DIV. I NON-CONF.	2- 14	319	0- 2	30	102	237	237	24	24
TOTALS	RPI 1-25	RPI 26-50	W-L RECORDS	RPI 51-100	RPI 101-150	RPI 150+			
7- 17	0- 3	0- 0	OVERALL	0- 5	2- 5	5- 4			
7- 4	0- 0	0- 0	HOME	0- 2	2- 1	5- 1			
0- 10	0- 1	0- 0	AWAY	0- 3	0- 3	0- 3			
0- 3	0- 2	0- 0	NEUTRAL	0- 0	0- 1	0- 0			
2- 14	0- 3	0- 0	NON-CONFERENCE	0- 5	1- 4	1- 2			
2- 4	0- 0	0- 0	HOME	0- 2	1- 1	1- 1			
0- 7	0- 1	0- 0	AWAY	0- 3	0- 2	0- 1			
0- 3	0- 2	0- 0	NEUTRAL	0- 0	0- 1	0- 0			
5- 3	0- 0	0- 0	CONFERENCE	0- 0	1- 1	4- 2			
5- 0	0- 0	0- 0	HOME	0- 0	1- 0	4- 0			
0- 3	0- 0	0- 0	AWAY	0- 0	0- 1	0- 2			
0- 0	0- 0	0- 0	NEUTRAL	0- 0	0- 0	0- 0			

RPI	S	Opponent	Score
15	N	South Carolina	55 101
19	N	Rutgers	44 68
23	A	Michigan St.	53 75

RPI	S	Opponent	Score
-----	---	----------	-------

RPI	S	Opponent	Score
61	A	Tennessee	61 80
81	H	Troy	66 84
86	A	Cincinnati	64 77
94	A	Radford	64 79
100	H	Houston	77 84

RPI	S	Opponent	Score	Team's RPI: 246
108	A	South Alabama	74 81	
127	N	Western Ky.	68 82	
133	H	High Point	65 73	
140	H	Appalachian St.	95 64	
143	A	Chattanooga	67 76	
143	H	Chattanooga	64 54	
150	A	Duquesne	58 66	
156	A	Mercer	41 64	
194	A	UNC Asheville	55 56	
221	H	Furman	75 70	
231	H	N.C. A&T	61 56	
236	H	Liberty	86 89	
269	A	Samford	58 79	
285	H	Wofford	92 79	
313	H	UNC Greensboro	85 76	
338	H	Western Caro.	88 80	

LAST 12 Division I GAMES:

19	N	Rutgers	44 68	269	A	Samford	58 79
127	N	Western Ky.	68 82	285	H	Wofford	92 79
143	H	Chattanooga	64 54	221	H	Furman	75 70
338	H	Western Caro.	88 80	143	A	Chattanooga	67 76
313	H	UNC Greensboro	85 76	133	H	High Point	65 73
156	A	Mercer	41 64	61	A	Tennessee	61 80

Non-Div I Games:

ETSU

■ Loss,
 ■ Non-Conf,
 ■ S Site,
 ■ H Home
 ■ A Away
 N Neutral

East Carolina

Through Games Of Feb. 10, 2019

Average RPI Win:	250	WON-LOST	WINNING	LAST 10	STRENGTH OF	OPP. STRENGTH	TEAM	ADJ.	CONF.	ADJ CONF.
Average RPI Loss:	133	RECORD	PCT. RANK	GAMES	SCHEDULE	OF SCHEDULE	RPI	RPI	RPI	RPI
DIV. I ONLY	12- 11	157	1- 0	237	176	204	204	9	9	
DIV. I NON-CONF.	9- 4	85	0- 0	312	267	202	202	9	9	
TOTALS	RPI 1-25	RPI 26-50	W-L RECORDS	RPI 51-100	RPI 101-150	RPI 150+				
12- 11	0- 2	0- 0	OVERALL	0- 1	2- 3	10- 5				
10- 3	0- 1	0- 0	HOME	0- 0	2- 2	8- 0				
0- 8	0- 1	0- 0	AWAY	0- 1	0- 1	0- 5				
2- 0	0- 0	0- 0	NEUTRAL	0- 0	0- 0	2- 0				
9- 4	0- 0	0- 0	NON-CONFERENCE	0- 1	1- 1	8- 2				
7- 1	0- 0	0- 0	HOME	0- 0	1- 1	6- 0				
0- 3	0- 0	0- 0	AWAY	0- 1	0- 0	0- 2				
2- 0	0- 0	0- 0	NEUTRAL	0- 0	0- 0	2- 0				
3- 7	0- 2	0- 0	CONFERENCE	0- 0	1- 2	2- 3				
3- 2	0- 1	0- 0	HOME	0- 0	1- 1	2- 0				
0- 5	0- 1	0- 0	AWAY	0- 0	0- 1	0- 3				
0- 0	0- 0	0- 0	NEUTRAL	0- 0	0- 0	0- 0				

RPI	S	Opponent	Score	RPI	S	Opponent	Score	RPI	S	Opponent	Score	RPI	S	Opponent	Score	Team's RPI: 204
7	A	UConn	55 118					73	A	Duke	66 83	109	H	UNCW	68 71	
14	H	UCF	58 61									118	H	Wake Forest	70 61	
												144	A	Tulane	57 68	
												144	H	Tulane	63 61	
												147	H	Tulsa	55 75	
												153	A	Charlotte	46 52	
												163	A	William & Mary	43 63	
												170	A	Temple	62 84	
												179	H	UMES	84 69	
												215	H	Monmouth	73 67	
												230	A	Memphis	46 58	
												230	H	Memphis	68 59	
												236	H	Liberty	66 63	
												248	A	Wichita St.	47 57	
												248	H	Wichita St.	78 56	
												300	H	Kennesaw St.	68 56	
												304	N	South Carolina St.	71 63	
												339	H	Grand Canyon	59 47	
												340	H	USC Upstate	63 53	
												342	N	Longwood	61 52	
LAST 12 Division I GAMES:																
230	H	Memphis	68 59	230	A	Memphis	46 58									
7	A	UConn	55 118	147	H	Tulsa	55 75									
144	H	Tulane	63 61	248	H	Wichita St.	78 56									
248	A	Wichita St.	47 57	144	A	Tulane	57 68									
170	A	Temple	62 84	109	H	UNCW	68 71									
14	H	UCF	58 61	73	A	Duke	66 83									

Non-Div I Games:

East Carolina

Loss, Non-Conf, S Site, H Home A Away N Neutral

Average RPI Win:	250	WON-LOST	WINNING	LAST 10	STRENGTH OF	OPP. STRENGTH	TEAM	ADJ.	CONF.	ADJ CONF.
Average RPI Loss:	183	RECORD	PCT. RANK	GAMES	SCHEDULE	OF SCHEDULE	RPI	RPI	RPI	RPI
DIV. I ONLY	7- 13	250	1- 0	225	302	270	270	22	22	
DIV. I NON-CONF.	3- 5	227	0- 0	193	257	215	215	21	21	
TOTALS	RPI 1-25	RPI 26-50	W-L RECORDS	RPI 51-100	RPI 101-150	RPI 150+				
7- 13	0- 0	0- 1	OVERALL	0- 1	1- 3	6- 8				
5- 3	0- 0	0- 0	HOME	0- 0	1- 1	4- 2				
1- 10	0- 0	0- 1	AWAY	0- 1	0- 2	1- 6				
1- 0	0- 0	0- 0	NEUTRAL	0- 0	0- 0	1- 0				
3- 5	0- 0	0- 1	NON-CONFERENCE	0- 1	0- 0	3- 3				
2- 0	0- 0	0- 0	HOME	0- 0	0- 0	2- 0				
0- 5	0- 0	0- 1	AWAY	0- 1	0- 0	0- 3				
1- 0	0- 0	0- 0	NEUTRAL	0- 0	0- 0	1- 0				
4- 8	0- 0	0- 0	CONFERENCE	0- 0	1- 3	3- 5				
3- 3	0- 0	0- 0	HOME	0- 0	1- 1	2- 2				
1- 5	0- 0	0- 0	AWAY	0- 0	0- 2	1- 3				
0- 0	0- 0	0- 0	NEUTRAL	0- 0	0- 0	0- 0				

RPI 1-25				RPI 26-50				RPI 51-100				RPI 101+				Team's RPI: 270	
RPI	S	Opponent	Score	RPI	S	Opponent	Score	RPI	S	Opponent	Score	RPI	S	Opponent	Score		
				44	A	Butler	37 72	97	A	Northern Ill.	59 78	121	H	Morehead St.	57 67		
												131	A	Tennessee Tech	88 99		
												134	A	UT Martin	66 90		
												134	H	UT Martin	77 71		
												155	A	Bradley	64 67		
												160	A	Southern Ill.	59 73		
												174	H	Indiana St.	63 39		
												201	A	Jacksonville St.	49 78		
												214	N	Western Ill.	64 62		
												222	A	Southeast Mo. St.	57 72		
												256	H	SIUE	56 65		
												282	A	Murray St.	51 60		
												282	H	Murray St.	75 67		
												286	A	Austin Peay	67 57		
												286	H	Austin Peay	60 73		
												292	A	Valparaiso	60 62		
												327	H	Eastern Ky.	80 60		
												334	H	Purdue Fort Wayne	72 63		
LAST 12 Division I GAMES:																	
				286	A	Austin Peay	67 57	286	H	Austin Peay	60 73						
				282	A	Murray St.	51 60	282	H	Murray St.	75 67						
				121	H	Morehead St.	57 67	131	A	Tennessee Tech	88 99						
				327	H	Eastern Ky.	80 60	201	A	Jacksonville St.	49 78						
				222	A	Southeast Mo. St.	57 72	256	H	SIUE	56 65						
				134	A	UT Martin	66 90	134	H	UT Martin	77 71						

Non-Div I Games: Lincoln Christian 97 34 Eureka 104 48 Oakland City 102 43

Eastern Ill.

Average RPI Win:	0	WON-LOST	WINNING	LAST 10	STRENGTH OF	OPP. STRENGTH	TEAM	ADJ.	CONF.	ADJ CONF.
Average RPI Loss:	169	RECORD	PCT. RANK	GAMES	SCHEDULE	OF SCHEDULE	RPI	RPI	RPI	RPI
DIV. I ONLY	0- 21	351	0- 1	117	261	327	327	22	22	
DIV. I NON-CONF.	0- 9	336	0- 1	20	225	262	262	21	21	
TOTALS	RPI 1-25	RPI 26-50	W-L RECORDS	RPI 51-100	RPI 101-150	RPI 150+				
0- 21	0- 1	0- 1	OVERALL	0- 5	0- 3	0- 11				
0- 8	0- 0	0- 0	HOME	0- 1	0- 2	0- 5				
0- 11	0- 0	0- 1	AWAY	0- 3	0- 1	0- 6				
0- 2	0- 1	0- 0	NEUTRAL	0- 1	0- 0	0- 0				
0- 9	0- 1	0- 1	NON-CONFERENCE	0- 3	0- 1	0- 3				
0- 2	0- 0	0- 0	HOME	0- 0	0- 0	0- 2				
0- 5	0- 0	0- 1	AWAY	0- 2	0- 1	0- 1				
0- 2	0- 1	0- 0	NEUTRAL	0- 1	0- 0	0- 0				
0- 12	0- 0	0- 0	CONFERENCE	0- 2	0- 2	0- 8				
0- 6	0- 0	0- 0	HOME	0- 1	0- 2	0- 3				
0- 6	0- 0	0- 0	AWAY	0- 1	0- 0	0- 5				
0- 0	0- 0	0- 0	NEUTRAL	0- 0	0- 0	0- 0				

RPI 1-25				RPI 26-50				RPI 51-100				RPI 101+ Team's RPI: 327			
RPI	S	Opponent	Score	RPI	S	Opponent	Score	RPI	S	Opponent	Score	RPI	S	Opponent	Score
16	N	Florida St.	45 62	32	A	Ohio	60 100	62	A	Miami (OH)	44 60	131	H	Tennessee Tech	68 81
								64	A	Belmont	43 69	134	H	UT Martin	61 87
								64	H	Belmont	52 87	138	A	Akron	54 63
								68	A	West Virginia	29 78	195	H	Saint Louis	43 70
								68	N	West Virginia	39 81	201	H	Jacksonville St.	44 53
												203	H	George Mason	75 91
												222	H	Southeast Mo. St.	42 52
												256	A	SIUE	55 74
												270	A	Eastern Ill.	60 80
												282	A	Murray St.	63 81
												283	A	Western Mich.	53 64
												286	A	Austin Peay	65 100
												290	A	Tennessee St.	38 60
												290	H	Tennessee St.	31 57
LAST 12 Division I GAMES:															
		68	N	West Virginia	39	81		201	H	Jacksonville St.	44	53			
		290	H	Tennessee St.	31	57		222	H	Southeast Mo. St.	42	52			
		64	H	Belmont	52	87		134	H	UT Martin	61	87			
		256	A	SIUE	55	74		64	A	Belmont	43	69			
		270	A	Eastern Ill.	60	80		290	A	Tennessee St.	38	60			
		131	H	Tennessee Tech	68	81		282	A	Murray St.	63	81			

Non-Div I Games: Brescia 70 41 Ky. Christian 90 35

Eastern Ky.

Loss, Non-Conf, S Site, H Home A Away N Neutral

Average RPI Win:	272	WON-LOST	WINNING	LAST 10	STRENGTH OF	OPP. STRENGTH	TEAM	ADJ.	CONF.	ADJ CONF.
Average RPI Loss:	88	RECORD	PCT. RANK	GAMES	SCHEDULE	OF SCHEDULE	RPI	RPI	RPI	RPI
DIV. I ONLY	9- 11	201	0- 1	171	141	184	184	7	7	
DIV. I NON-CONF.	6- 4	125	0- 0	339	256	250	250	8	8	
TOTALS	RPI 1-25	RPI 26-50	W-L RECORDS	RPI 51-100	RPI 101-150	RPI 150+				
9- 11	0- 2	0- 3	OVERALL	0- 4	1- 0	8- 2				
6- 2	0- 1	0- 0	HOME	0- 1	0- 0	6- 0				
3- 6	0- 0	0- 2	AWAY	0- 3	1- 0	2- 1				
0- 3	0- 1	0- 1	NEUTRAL	0- 0	0- 0	0- 1				
6- 4	0- 1	0- 1	NON-CONFERENCE	0- 0	0- 0	6- 2				
4- 0	0- 0	0- 0	HOME	0- 0	0- 0	4- 0				
2- 1	0- 0	0- 0	AWAY	0- 0	0- 0	2- 1				
0- 3	0- 1	0- 1	NEUTRAL	0- 0	0- 0	0- 1				
3- 7	0- 1	0- 2	CONFERENCE	0- 4	1- 0	2- 0				
2- 2	0- 1	0- 0	HOME	0- 1	0- 0	2- 0				
1- 5	0- 0	0- 2	AWAY	0- 3	1- 0	0- 0				
0- 0	0- 0	0- 0	NEUTRAL	0- 0	0- 0	0- 0				

RPI 1-25				RPI 26-50				RPI 51-100				RPI 101+				Team's RPI: 184	
RPI	S	Opponent	Score	RPI	S	Opponent	Score	RPI	S	Opponent	Score	RPI	S	Opponent	Score		
10	N	Iowa St.	59 85	26	A	Central Mich.	61 71	62	A	Miami (OH)	58 63	138	A	Akron	72 60		
24	H	Buffalo	84 91	32	A	Ohio	44 85	85	A	Kent St.	64 71	186	A	Illinois	66 72		
				44	N	Butler	63 73	87	A	Toledo	43 63	189	H	Illinois St.	50 41		
								97	H	Northern Ill.	65 68	232	H	Bowling Green	81 74		
												268	H	Cleveland St.	69 63		
												283	H	Western Mich.	64 61		
												313	N	UNC Greensboro	44 49		
												329	H	UIC	52 38		
												334	A	Purdue Fort Wayne	87 72		
												337	H	Detroit Mercy	60 53		
												342	A	Longwood	64 45		
LAST 12 Division I GAMES:																	
				87	A	Toledo	43 63					138	A	Akron	72 60		
				62	A	Miami (OH)	58 63					283	H	Western Mich.	64 61		
				97	H	Northern Ill.	65 68					24	H	Buffalo	84 91		
				26	A	Central Mich.	61 71					85	A	Kent St.	64 71		
				232	H	Bowling Green	81 74					44	N	Butler	63 73		
				32	A	Ohio	44 85					313	N	UNC Greensboro	44 49		

Non-Div I Games: Northwood 53 39

Eastern Mich.

■ Loss,
 ■ Non-Conf,
 ■ S Site,
 ■ Home
 ■ A Away
 N Neutral

Average RPI Win:	203	WON-LOST	WINNING	LAST 10	STRENGTH OF	OPP. STRENGTH	TEAM	ADJ.	CONF.	ADJ CONF.
Average RPI Loss:	124	RECORD	PCT. RANK	GAMES	SCHEDULE	OF SCHEDULE	RPI	RPI	RPI	RPI
DIV. I ONLY	5- 15	300	1- 0	68	155	197	197	16	16	
DIV. I NON-CONF.	0- 8	336	0- 0	12	139	223	223	12	12	
TOTALS	RPI 1-25	RPI 26-50	W-L RECORDS	RPI 51-100	RPI 101-150	RPI 150+				
5- 15	0- 1	0- 3	OVERALL	0- 2	1- 5	4- 4				
1- 7	0- 1	0- 1	HOME	0- 0	0- 4	1- 1				
4- 6	0- 0	0- 1	AWAY	0- 2	1- 1	3- 2				
0- 2	0- 0	0- 1	NEUTRAL	0- 0	0- 0	0- 1				
0- 8	0- 1	0- 3	NON-CONFERENCE	0- 1	0- 1	0- 2				
0- 3	0- 1	0- 1	HOME	0- 0	0- 1	0- 0				
0- 3	0- 0	0- 1	AWAY	0- 1	0- 0	0- 1				
0- 2	0- 0	0- 1	NEUTRAL	0- 0	0- 0	0- 1				
5- 7	0- 0	0- 0	CONFERENCE	0- 1	1- 4	4- 2				
1- 4	0- 0	0- 0	HOME	0- 0	0- 3	1- 1				
4- 3	0- 0	0- 0	AWAY	0- 1	1- 1	3- 1				
0- 0	0- 0	0- 0	NEUTRAL	0- 0	0- 0	0- 0				

RPI 1-25				RPI 26-50				RPI 51-100				RPI 101+ Team's RPI: 197			
RPI	S	Opponent	Score	RPI	S	Opponent	Score	RPI	S	Opponent	Score	RPI	S	Opponent	Score
13	H	Gonzaga	51 63	30	N	Oregon St.	45 93	65	A	Boise St.	55 67	101	A	Idaho St.	48 63
				38	A	BYU	65 80	89	A	Idaho	68 84	104	H	Northern Colo.	62 67
				50	H	Utah	51 95					114	H	Fresno St.	58 68
												137	A	Montana St.	89 87
												137	H	Montana St.	47 61
												139	H	Portland St.	64 76
												164	N	UC Riverside	45 57
												165	A	Montana	68 62
												165	H	Montana	67 64
												229	H	Sacramento St.	70 73
												234	A	Northern Ariz.	64 62
												270	A	Southern Utah	63 73
												310	A	Cal Poly	55 59
												314	A	Weber St.	64 58
LAST 12 Division I GAMES:															
165	H	Montana	67 64	137	A	Montana St.	89 87								
137	H	Montana St.	47 61	165	A	Montana	68 62								
234	A	Northern Ariz.	64 62	104	H	Northern Colo.	62 67								
270	A	Southern Utah	63 73	89	A	Idaho	68 84								
229	H	Sacramento St.	70 73	101	A	Idaho St.	48 63								
139	H	Portland St.	64 76	314	A	Weber St.	64 58								

Non-Div I Games: Eastern Ore. 66 45

Eastern Wash.

Average RPI Win:	249	WON-LOST	WINNING	LAST 10	STRENGTH OF	OPP. STRENGTH	TEAM	ADJ.	CONF.	ADJ CONF.
Average RPI Loss:	110	RECORD	PCT. RANK	GAMES	SCHEDULE	OF SCHEDULE	RPI	RPI	RPI	RPI
DIV. I ONLY	7- 14	256	1- 0	93	181	191	191	10	10	
DIV. I NON-CONF.	4- 6	212	0- 0	106	249	184	184	10	10	
TOTALS	RPI 1-25	RPI 26-50	W-L RECORDS	RPI 51-100	RPI 101-150	RPI 150+				
7- 14	0- 1	0- 1	OVERALL	0- 4	1- 5	6- 3				
3- 6	0- 1	0- 0	HOME	0- 2	1- 2	2- 1				
4- 8	0- 0	0- 1	AWAY	0- 2	0- 3	4- 2				
0- 0	0- 0	0- 0	NEUTRAL	0- 0	0- 0	0- 0				
4- 6	0- 1	0- 0	NON-CONFERENCE	0- 2	1- 2	3- 1				
2- 3	0- 1	0- 0	HOME	0- 1	1- 1	1- 0				
2- 3	0- 0	0- 0	AWAY	0- 1	0- 1	2- 1				
0- 0	0- 0	0- 0	NEUTRAL	0- 0	0- 0	0- 0				
3- 8	0- 0	0- 1	CONFERENCE	0- 2	0- 3	3- 2				
1- 3	0- 0	0- 0	HOME	0- 1	0- 1	1- 1				
2- 5	0- 0	0- 1	AWAY	0- 1	0- 2	2- 1				
0- 0	0- 0	0- 0	NEUTRAL	0- 0	0- 0	0- 0				

RPI 1-25				RPI 26-50				RPI 51-100				RPI 101+				Team's RPI: 191	
RPI	S	Opponent	Score	RPI	S	Opponent	Score	RPI	S	Opponent	Score	RPI	S	Opponent	Score		
25	H	North Carolina	69 100	36	A	James Madison	30 82	52	H	Auburn	44 96	109	A	UNCW	51 76		
								73	A	Duke	64 81	109	H	UNCW	70 75		
								77	H	Drexel	44 59	115	A	Towson	58 59		
								78	A	Northeastern	71 79	140	A	Appalachian St.	62 65		
												146	H	Marist	57 61		
												148	H	Davidson	73 72		
												151	H	Delaware	63 74		
												163	A	William & Mary	60 65		
												190	A	Hampton	77 62		
												231	H	N.C. A&T	73 64		
												254	A	Hofstra	77 64		
												263	A	Winthrop	57 58		
												291	A	Col. of Charleston	72 52		
												291	H	Col. of Charleston	76 68		
												341	A	N.C. Central	83 54		
LAST 12 Division I GAMES:																	
291	A	Col. of Charleston	72 52	163	A	William & Mary	60 65										
109	A	UNCW	51 76	109	H	UNCW	70 75										
151	H	Delaware	63 74	291	H	Col. of Charleston	76 68										
77	H	Drexel	44 59	254	A	Hofstra	77 64										
36	A	James Madison	30 82	78	A	Northeastern	71 79										
115	A	Towson	58 59	52	H	Auburn	44 96										



































































Non-Div I Games: Chowan

88 74

Elon





■ Loss,
 ■ Non-Conf,
 ■ S Site,
 ■ H Home
 ■ A Away
 N Neutral

Average RPI Win:	317	WON-LOST	WINNING	LAST 10	STRENGTH OF	OPP. STRENGTH	TEAM	ADJ.	CONF.	ADJ CONF.
Average RPI Loss:	190	RECORD	PCT. RANK	GAMES	SCHEDULE	OF SCHEDULE	RPI	RPI	RPI	RPI
DIV. I ONLY	2- 20	342	0- 1	241	283	336	336	13	13	
DIV. I NON-CONF.	2- 9	297	0- 0	335	337	346	346	14	14	
TOTALS	RPI 1-25	RPI 26-50	W-L RECORDS	RPI 51-100	RPI 101-150	RPI 150+				
2- 20	0- 1	0- 0	OVERALL	0- 2	0- 2	2- 15				
1- 9	0- 1	0- 0	HOME	0- 1	0- 0	1- 7				
1- 11	0- 0	0- 0	AWAY	0- 1	0- 2	1- 8				
0- 0	0- 0	0- 0	NEUTRAL	0- 0	0- 0	0- 0				
2- 9	0- 0	0- 0	NON-CONFERENCE	0- 0	0- 2	2- 7				
1- 4	0- 0	0- 0	HOME	0- 0	0- 0	1- 4				
1- 5	0- 0	0- 0	AWAY	0- 0	0- 2	1- 3				
0- 0	0- 0	0- 0	NEUTRAL	0- 0	0- 0	0- 0				
0- 11	0- 1	0- 0	CONFERENCE	0- 2	0- 0	0- 8				
0- 5	0- 1	0- 0	HOME	0- 1	0- 0	0- 3				
0- 6	0- 0	0- 0	AWAY	0- 1	0- 0	0- 5				
0- 0	0- 0	0- 0	NEUTRAL	0- 0	0- 0	0- 0				

RPI S Opponent	Score	RPI S Opponent	Score	RPI S Opponent	Score	RPI S Opponent	Score	Team's RPI: 336
21  Drake	47  78			63  Missouri St.	66  88	113  Dayton	30  69	
				83  UNI	46  74	121  Morehead St.	63  85	
						155  Bradley	63  81	
						155  Bradley	68  75	
						160  Southern Ill.	47  67	
						174  Indiana St.	69  76	
						185  Wisconsin	60  96	
						189  Illinois St.	59  82	
						189  Illinois St.	61  72	
						222  Southeast Mo. St.	50  54	
						225  Marshall	65  72	
						249  Loyola Chicago	56  61	
						256  SIUE	45  54	
						282  Murray St.	53  81	
						286  Austin Peay	56 52	
						292  Valparaiso	49  93	
						329  UIC	54  62	
						334  Purdue Fort Wayne	66  72	
						347  Chicago St.	67 58	
LAST 12 Division I GAMES:								
155  Bradley	63  81	249  Loyola Chicago	56  61					
189  Illinois St.	59  82	189  Illinois St.	61  72					
174  Indiana St.	69  76	155  Bradley	68  75					
21  Drake	47  78	63  Missouri St.	66  88					
83  UNI	46  74	160  Southern Ill.	47  67					
292  Valparaiso	49  93	185  Wisconsin	60  96					

Non-Div I Games:

Evansville

 Loss,
  Non-Conf,
 S Site,
  Home
  Away
 N Neutral

Average RPI Win: 233	WON-LOST	WINNING	LAST 10	STRENGTH OF	OPP. STRENGTH	TEAM	ADJ.	CONF.	ADJ CONF.
Average RPI Loss: 58	RECORD	PCT. RANK	GAMES	SCHEDULE	OF SCHEDULE	RPI	RPI	RPI	RPI
DIV. I ONLY	17- 4	25	1- 0	184	211	70	70	24	24
DIV. I NON-CONF.	7- 4	109	0- 0	137	84	94	94	26	26
TOTALS	RPI 1-25	RPI 26-50	W-L RECORDS	RPI 51-100	RPI 101-150	RPI 150+			
17- 4	0- 1	0- 1	OVERALL	2- 1	2- 1	13- 0			
9- 1	0- 0	0- 0	HOME	1- 0	1- 1	7- 0			
7- 2	0- 0	0- 1	AWAY	0- 1	1- 0	6- 0			
1- 1	0- 1	0- 0	NEUTRAL	1- 0	0- 0	0- 0			
7- 4	0- 1	0- 1	NON-CONFERENCE	2- 1	0- 1	5- 0			
4- 1	0- 0	0- 0	HOME	1- 0	0- 1	3- 0			
2- 2	0- 0	0- 1	AWAY	0- 1	0- 0	2- 0			
1- 1	0- 1	0- 0	NEUTRAL	1- 0	0- 0	0- 0			
10- 0	0- 0	0- 0	CONFERENCE	0- 0	2- 0	8- 0			
5- 0	0- 0	0- 0	HOME	0- 0	1- 0	4- 0			
5- 0	0- 0	0- 0	AWAY	0- 0	1- 0	4- 0			
0- 0	0- 0	0- 0	NEUTRAL	0- 0	0- 0	0- 0			

RPI 1-25				RPI 26-50				RPI 51-100				Team's RPI: 70		RPI 101+			
RPI	S	Opponent	Score	RPI	S	Opponent	Score	RPI	S	Opponent	Score		RPI	S	Opponent	Score	
5	N	Stanford	65 88	28	A	South Dakota St.	62 80	73	A	Duke	41 57		125	H	UAB	60 62	
								95	N	American	90 71		141	A	North Ala.	68 52	
								100	H	Houston	76 71		141	H	North Ala.	76 51	
													167	H	Abilene Christian	81 65	
													212	A	Saint Francis (PA)	83 69	
													236	A	Liberty	65 64	
													236	H	Liberty	68 50	
													240	A	Hawaii	73 67	
													242	H	Jacksonville	82 58	
													275	A	North Florida	105 66	
													275	H	North Florida	80 48	
													300	A	Kennesaw St.	69 46	
													321	A	NJIT	67 35	
													322	H	Lipscomb	82 40	
													325	H	FIU	100 58	
													326	H	Coppin St.	93 61	
LAST 12 Division I GAMES:																	
				236	A	Liberty	65 64					300	A	Kennesaw St.	69 46		
				141	H	North Ala.	76 51					275	A	North Florida	105 66		
				242	H	Jacksonville	82 58					141	A	North Ala.	68 52		
				321	A	NJIT	67 35					236	H	Liberty	68 50		
				275	H	North Florida	80 48					73	A	Duke	41 57		
				322	H	Lipscomb	82 40					125	H	UAB	60 62		

Non-Div I Games: Fla. Memorial 99 68 Johnson & Wales (FI109 64

FGCU

Loss, Non-Conf, S Site, H Home A Away N Neutral

Average RPI Win:	321	WON-LOST	WINNING	LAST 10	STRENGTH OF	OPP. STRENGTH	TEAM	ADJ.	CONF.	ADJ CONF.
Average RPI Loss:	172	RECORD	PCT. RANK	GAMES	SCHEDULE	OF SCHEDULE	RPI	RPI	RPI	RPI
DIV. I ONLY	4- 19	326	0- 1	187	294	325	325	14	14	
DIV. I NON-CONF.	3- 9	271	0- 1	188	347	321	321	19	19	
TOTALS	RPI 1-25	RPI 26-50	W-L RECORDS	RPI 51-100	RPI 101-150	RPI 150+				
4- 19	0- 1	0- 0	OVERALL	0- 3	0- 3	4- 12				
4- 11	0- 1	0- 0	HOME	0- 1	0- 3	4- 6				
0- 8	0- 0	0- 0	AWAY	0- 2	0- 0	0- 6				
0- 0	0- 0	0- 0	NEUTRAL	0- 0	0- 0	0- 0				
3- 9	0- 1	0- 0	NON-CONFERENCE	0- 1	0- 1	3- 6				
3- 6	0- 1	0- 0	HOME	0- 0	0- 1	3- 4				
0- 3	0- 0	0- 0	AWAY	0- 1	0- 0	0- 2				
0- 0	0- 0	0- 0	NEUTRAL	0- 0	0- 0	0- 0				
1- 10	0- 0	0- 0	CONFERENCE	0- 2	0- 2	1- 6				
1- 5	0- 0	0- 0	HOME	0- 1	0- 2	1- 2				
0- 5	0- 0	0- 0	AWAY	0- 1	0- 0	0- 4				
0- 0	0- 0	0- 0	NEUTRAL	0- 0	0- 0	0- 0				

RPI 1-25				RPI 26-50				RPI 51-100				RPI 101+				Team's RPI: 325	
RPI	S	Opponent	Score	RPI	S	Opponent	Score	RPI	S	Opponent	Score	RPI	S	Opponent	Score		
22	H	Miami (FL)	43 94					58	H	Middle Tenn.	43 49	108	H	South Alabama	77 84		
								70	A	FGCU	58 100	125	H	UAB	59 83		
								71	A	Old Dominion	68 95	127	H	Western Ky.	82 94		
												152	A	Louisiana Tech	72 90		
												153	A	Charlotte	54 69		
												157	H	Georgia St.	61 67		
												193	A	Southern Miss.	57 71		
												225	H	Marshall	58 86		
												226	H	Howard	62 89		
												241	H	Campbell	54 59		
												242	H	Jacksonville	62 73		
												259	A	Bethune-Cookman	57 68		
												266	H	UTEP	55 60		
												275	A	North Florida	53 62		
												289	H	Morgan St.	59 50		
												294	A	Fla. Atlantic	55 77		
												296	H	UTSA	51 40		
												349	H	Florida A&M	77 54		
												350	H	Alcorn	75 40		
LAST 12 Division I GAMES:																	
108	H	South Alabama	77 84	294	A	Fla. Atlantic	55 77										
241	H	Campbell	54 59	225	H	Marshall	58 86										
266	H	UTEP	55 60	127	H	Western Ky.	82 94										
296	H	UTSA	51 40	71	A	Old Dominion	68 95										
152	A	Louisiana Tech	72 90	153	A	Charlotte	54 69										
193	A	Southern Miss.	57 71	125	H	UAB	59 83										

Non-Div I Games: Palm Beach Atl. 63 66

FIU

Fairfield

Through Games Of Feb. 10, 2019

Average RPI Win:	294	WON-LOST	WINNING	LAST 10	STRENGTH OF	OPP. STRENGTH	TEAM	ADJ.	CONF.	ADJ CONF.
Average RPI Loss:	191	RECORD	PCT. RANK	GAMES	SCHEDULE	OF SCHEDULE	RPI	RPI	RPI	RPI
DIV. I ONLY	7- 16	274	1- 0	298	299	308	308	26	26	
DIV. I NON-CONF.	3- 8	267	0- 0	281	302	306	306	28	28	
TOTALS	RPI 1-25	RPI 26-50	W-L RECORDS	RPI 51-100	RPI 101-150	RPI 150+				
7- 16	0- 0	0- 1	OVERALL	0- 2	0- 1	7- 12				
4- 5	0- 0	0- 0	HOME	0- 1	0- 1	4- 3				
2- 8	0- 0	0- 0	AWAY	0- 1	0- 0	2- 7				
1- 3	0- 0	0- 1	NEUTRAL	0- 0	0- 0	1- 2				
3- 8	0- 0	0- 1	NON-CONFERENCE	0- 1	0- 0	3- 6				
1- 2	0- 0	0- 0	HOME	0- 1	0- 0	1- 1				
1- 3	0- 0	0- 0	AWAY	0- 0	0- 0	1- 3				
1- 3	0- 0	0- 1	NEUTRAL	0- 0	0- 0	1- 2				
4- 8	0- 0	0- 0	CONFERENCE	0- 1	0- 1	4- 6				
3- 3	0- 0	0- 0	HOME	0- 0	0- 1	3- 2				
1- 5	0- 0	0- 0	AWAY	0- 1	0- 0	1- 4				
0- 0	0- 0	0- 0	NEUTRAL	0- 0	0- 0	0- 0				

RPI S	Opponent	Score	RPI S	Opponent	Score	RPI S	Opponent	Score	RPI S	Opponent	Score	Team's RPI: 308
46 N	Bucknell	54 77	66 A	Quinnipiac	36 81	146 H	Marist	46 56				
			78 H	Northeastern	50 59	163 H	William & Mary	54 60				
						173 A	Xavier	35 48				
						177 A	Rider	59 62				
						196 N	Massachusetts	49 59				
						200 A	Dartmouth	46 59				
						215 H	Monmouth	63 73				
						221 N	Furman	70 77				
						227 A	Brown	49 68				
						235 A	Niagara	68 71				
						235 H	Niagara	55 54				
						255 A	Richmond	58 40				
						278 H	Siena	59 55				
						280 A	Canisius	50 53				
						280 H	Canisius	72 65				
						306 A	Manhattan	41 47				
						328 H	Saint Peter's	65 68				
						329 N	UIC	68 60				
						331 A	Iona	55 42				
						351 H	LIU Brooklyn	71 43				
LAST 12 Division I GAMES:												
235 H	Niagara	55 54	235 A	Niagara	68 71							
280 H	Canisius	72 65	280 A	Canisius	50 53							
215 H	Monmouth	63 73	328 H	Saint Peter's	65 68							
306 A	Manhattan	41 47	146 H	Marist	46 56							
278 H	Siena	59 55	177 A	Rider	59 62							
331 A	Iona	55 42	66 A	Quinnipiac	36 81							

Non-Div I Games:

Fairfield

■ Loss,
 ■ Non-Conf,
 S Site,
 ■ Home
 ■ Away
 N Neutral

Average RPI Win: 320		WON-LOST	WINNING	LAST 10	STRENGTH OF	OPP. STRENGTH	TEAM	ADJ.	CONF.	ADJ CONF.
Average RPI Loss: 255		RECORD	PCT. RANK	GAMES	SCHEDULE	OF SCHEDULE	RPI	RPI	RPI	RPI
DIV. I ONLY		4- 15	317	0- 1	341	351	344	344	31	31
DIV. I NON-CONF.		1- 8	322	0- 0	332	348	350	350	31	31
TOTALS		RPI 1-25	RPI 26-50	W-L RECORDS	RPI 51-100	RPI 101-150	RPI 150+			
4- 15	0- 0		0- 0	OVERALL	0- 0	0- 0	4- 15			
3- 5	0- 0		0- 0	HOME	0- 0	0- 0	3- 5			
1- 10	0- 0		0- 0	AWAY	0- 0	0- 0	1- 10			
0- 0	0- 0		0- 0	NEUTRAL	0- 0	0- 0	0- 0			
1- 8	0- 0		0- 0	NON-CONFERENCE	0- 0	0- 0	1- 8			
1- 2	0- 0		0- 0	HOME	0- 0	0- 0	1- 2			
0- 6	0- 0		0- 0	AWAY	0- 0	0- 0	0- 6			
0- 0	0- 0		0- 0	NEUTRAL	0- 0	0- 0	0- 0			
3- 7	0- 0		0- 0	CONFERENCE	0- 0	0- 0	3- 7			
2- 3	0- 0		0- 0	HOME	0- 0	0- 0	2- 3			
1- 4	0- 0		0- 0	AWAY	0- 0	0- 0	1- 4			
0- 0	0- 0		0- 0	NEUTRAL	0- 0	0- 0	0- 0			

RPI 1-25				RPI 26-50				RPI 51-100				RPI 101+				Team's RPI: 344	
RPI	S	Opponent	Score	RPI	S	Opponent	Score	RPI	S	Opponent	Score	RPI	S	Opponent	Score		
												159	A	Stony Brook	49	63	
												212	A	Saint Francis (PA)	64	75	
												218	A	Robert Morris	49	71	
												218	H	Robert Morris	43	63	
												226	H	Howard	58	79	
												245	H	Mt. St. Mary's	47	63	
												247	A	Colgate	52	71	
												251	A	Air Force	37	85	
												258	A	St. Francis Brooklyn	61	73	
												258	H	St. Francis Brooklyn	53	64	
												265	A	Binghamton	54	73	
												302	A	Army West Point	40	62	
												303	H	Central Conn. St.	74	67	
												305	H	Bryant	63	53	
												312	H	Lafayette	57	63	
												321	H	NJIT	64	43	
												323	A	Wagner	59	71	
												328	A	Saint Peter's	58	75	
												351	A	LIU Brooklyn	69	52	
LAST 12 Division I GAMES:																	
				258	A	St. Francis Brooklyn	61	73	323	A	Wagner	59	71				
				218	H	Robert Morris	43	63	303	H	Central Conn. St.	74	67				
				305	H	Bryant	63	53	218	A	Robert Morris	49	71				
				258	H	St. Francis Brooklyn	53	64	212	A	Saint Francis (PA)	64	75				
				245	H	Mt. St. Mary's	47	63	328	A	Saint Peter's	58	75				
				351	A	LIU Brooklyn	69	52	159	A	Stony Brook	49	63				

Non-Div I Games:	Georgian Court	70	45	Rutgers-Newark	97	51
------------------	----------------	----	----	----------------	----	----

Fairleigh Dickinson

Loss, Non-Conf, S Site, H Home A Away N Neutral

Average RPI Win:	293	WON-LOST	WINNING	LAST 10	STRENGTH OF	OPP. STRENGTH	TEAM	ADJ.	CONF.	ADJ CONF.
Average RPI Loss:	159	RECORD	PCT. RANK	GAMES	SCHEDULE	OF SCHEDULE	RPI	RPI	RPI	RPI
DIV. I ONLY	5- 19	319	0- 1	159	246	294	294	14	14	
DIV. I NON-CONF.	3- 10	278	0- 1	146	320	284	284	19	19	
TOTALS	RPI 1-25	RPI 26-50	W-L RECORDS	RPI 51-100	RPI 101-150	RPI 150+				
5- 19	0- 1	0- 0	OVERALL	0- 3	0- 3	5- 12				
4- 11	0- 0	0- 0	HOME	0- 1	0- 2	4- 8				
1- 8	0- 1	0- 0	AWAY	0- 2	0- 1	1- 4				
0- 0	0- 0	0- 0	NEUTRAL	0- 0	0- 0	0- 0				
3- 10	0- 1	0- 0	NON-CONFERENCE	0- 1	0- 1	3- 7				
2- 6	0- 0	0- 0	HOME	0- 0	0- 0	2- 6				
1- 4	0- 1	0- 0	AWAY	0- 1	0- 1	1- 1				
0- 0	0- 0	0- 0	NEUTRAL	0- 0	0- 0	0- 0				
2- 9	0- 0	0- 0	CONFERENCE	0- 2	0- 2	2- 5				
2- 5	0- 0	0- 0	HOME	0- 1	0- 2	2- 2				
0- 4	0- 0	0- 0	AWAY	0- 1	0- 0	0- 3				
0- 0	0- 0	0- 0	NEUTRAL	0- 0	0- 0	0- 0				

RPI 1-25				RPI 26-50				RPI 51-100				RPI 101+ Team's RPI: 294			
RPI	S	Opponent	Score	RPI	S	Opponent	Score	RPI	S	Opponent	Score	RPI	S	Opponent	Score
23	A	Michigan St.	74 89					58	H	Middle Tenn.	55 74	125	H	UAB	64 89
								60	A	Little Rock	38 61	127	H	Western Ky.	50 81
								71	A	Old Dominion	53 87	144	A	Tulane	45 88
												152	A	Louisiana Tech	55 86
												153	A	Charlotte	47 68
												155	H	Bradley	59 80
												157	H	Georgia St.	59 75
												190	H	Hampton	68 72
												193	A	Southern Miss.	45 67
												195	H	Saint Louis	61 93
												221	A	Furman	57 73
												225	H	Marshall	67 72
												231	H	N.C. A&T	65 67
												255	H	Richmond	69 55
												266	H	UTEP	44 70
												278	A	Siena	70 66
												283	H	Western Mich.	59 69
												296	H	UTSA	86 70
												312	H	Lafayette	53 49
												325	H	FIU	77 55
LAST 12 Division I GAMES:															
195	H	Saint Louis	61 93	325	H	FIU	77 55	127	H	Western Ky.	50 81				
155	H	Bradley	59 80	225	H	Marshall	67 72	153	A	Charlotte	47 68				
296	H	UTSA	86 70	71	A	Old Dominion	53 87	58	H	Middle Tenn.	55 74				
266	H	UTEP	44 70	52	A	Louisiana Tech	55 86								

Non-Div I Games:

Average RPI Win:	204	WON-LOST	WINNING	LAST 10	STRENGTH OF	OPP. STRENGTH	TEAM	ADJ.	CONF.	ADJ CONF.
Average RPI Loss:	94	RECORD	PCT. RANK	GAMES	SCHEDULE	OF SCHEDULE	RPI	RPI	RPI	RPI
DIV. I ONLY	6- 18	300	0- 1	50	77	207	207	5	5	
DIV. I NON-CONF.	4- 9	252	0- 1	133	177	261	261	5	5	
TOTALS	RPI 1-25	RPI 26-50	W-L RECORDS	RPI 51-100	RPI 101-150	RPI 150+				
6- 18	0- 3	1- 3	OVERALL	0- 5	2- 3	3- 4				
6- 6	0- 1	1- 0	HOME	0- 4	2- 0	3- 1				
0- 11	0- 2	0- 2	AWAY	0- 1	0- 3	0- 3				
0- 1	0- 0	0- 1	NEUTRAL	0- 0	0- 0	0- 0				
4- 9	0- 1	0- 2	NON-CONFERENCE	0- 2	1- 1	3- 3				
4- 3	0- 0	0- 0	HOME	0- 2	1- 0	3- 1				
0- 5	0- 1	0- 1	AWAY	0- 0	0- 1	0- 2				
0- 1	0- 0	0- 1	NEUTRAL	0- 0	0- 0	0- 0				
2- 9	0- 2	1- 1	CONFERENCE	0- 3	1- 2	0- 1				
2- 3	0- 1	1- 0	HOME	0- 2	1- 0	0- 0				
0- 6	0- 1	0- 1	AWAY	0- 1	0- 2	0- 1				
0- 0	0- 0	0- 0	NEUTRAL	0- 0	0- 0	0- 0				

RPI 1-25				RPI 26-50				RPI 51-100				RPI 101+				Team's RPI: 207	
RPI	S	Opponent	Score	RPI	S	Opponent	Score	RPI	S	Opponent	Score	RPI	S	Opponent	Score		
6	H	Mississippi St.	42 90	27	A	Kentucky	51 62	52	H	Auburn	56 64	103	A	Georgia	58 93		
15	A	South Carolina	40 71	33	H	Missouri	58 56	61	A	Tennessee	50 67	107	A	Ohio St.	41 46		
16	A	Florida St.	56 63	40	A	Indiana	64 83	78	H	Northeastern	66 79	129	A	Alabama	67 74		
				50	N	Utah	58 74	82	H	Arkansas	73 83	129	H	Alabama	57 55		
								88	H	Northwestern	74 83	135	H	Texas Tech	72 67		
												156	A	Mercer	82 92		
												198	A	Ole Miss	66 76		
												216	A	UNLV	53 56		
												259	H	Bethune-Cookman	64 53		
												260	H	Gardner-Webb	58 60		
												316	H	Charleston So.	70 60		
												349	H	Florida A&M	62 38		
LAST 12 Division I GAMES:																	
216	A	UNLV	53 56	6	H	Mississippi St.	42 90	198	A	Ole Miss	66 76	33	H	Missouri	58 56		
103	A	Georgia	58 93	15	A	South Carolina	40 71	52	H	Auburn	56 64	61	A	Tennessee	50 67		
129	H	Alabama	57 55	82	H	Arkansas	73 83	129	A	Alabama	67 74						

Non-Div I Games:

Florida

■ Loss,
■ Non-Conf,
■ S Site,
■ H Home
■ A Away
N Neutral

Average RPI Win:	204	WON-LOST	WINNING	LAST 10	STRENGTH OF	OPP. STRENGTH	TEAM	ADJ.	CONF.	ADJ CONF.
Average RPI Loss:	236	RECORD	PCT. RANK	GAMES	SCHEDULE	OF SCHEDULE	RPI	RPI	RPI	RPI
DIV. I ONLY	2- 19	339	0- 1	327	324	349	349	32	32	
DIV. I NON-CONF.	1- 10	330	0- 1	264	214	339	339	32	32	
TOTALS	RPI 1-25	RPI 26-50	W-L RECORDS	RPI 51-100	RPI 101-150	RPI 150+				
2- 19	0- 1	0- 0	OVERALL	1- 1	0- 1	1- 16				
2- 6	0- 0	0- 0	HOME	1- 0	0- 0	1- 6				
0- 10	0- 1	0- 0	AWAY	0- 1	0- 0	0- 8				
0- 3	0- 0	0- 0	NEUTRAL	0- 0	0- 1	0- 2				
1- 10	0- 1	0- 0	NON-CONFERENCE	1- 1	0- 1	0- 7				
1- 1	0- 0	0- 0	HOME	1- 0	0- 0	0- 1				
0- 6	0- 1	0- 0	AWAY	0- 1	0- 0	0- 4				
0- 3	0- 0	0- 0	NEUTRAL	0- 0	0- 1	0- 2				
1- 9	0- 0	0- 0	CONFERENCE	0- 0	0- 0	1- 9				
1- 5	0- 0	0- 0	HOME	0- 0	0- 0	1- 5				
0- 4	0- 0	0- 0	AWAY	0- 0	0- 0	0- 4				
0- 0	0- 0	0- 0	NEUTRAL	0- 0	0- 0	0- 0				

RPI 1-25			RPI 26-50			RPI 51-100			RPI 101+ Team's RPI: 349		
RPI	S	Opponent	Score	RPI	S	Opponent	Score	RPI	S	Opponent	Score
22	A	Miami (FL)	54 103					61	A	Tennessee	31 96
								62	H	Miami (OH)	57 56
								144	N	Tulane	34 78
								179	H	UMES	36 68
								201	H	Jacksonville St.	31 62
								207	A	Florida	38 62
								212	A	Stetson	44 69
								226	A	Howard	68 74
								226	H	Howard	59 81
								231	H	N.C. A&T	48 56
								274	A	Norfolk St.	58 60
								275	A	North Florida	53 64
								283	N	Western Mich.	50 69
								289	A	Morgan St.	71 75
								315	N	Omaha	50 57
								325	A	FIU	54 77
								326	A	Coppin St.	53 73
								341	H	N.C. Central	57 64
								345	H	Delaware St.	57 52
								348	H	Savannah St.	50 54
LAST 12 Division I GAMES:											
315	N	Omaha	50 57	345	H	Delaware St.	57 52				
226	H	Howard	59 81	179	H	UMES	36 68				
341	H	N.C. Central	57 64	348	H	Savannah St.	50 54				
231	H	N.C. A&T	48 56	274	A	Norfolk St.	58 60				
289	A	Morgan St.	71 75	226	A	Howard	68 74				
326	A	Coppin St.	53 73	144	N	Tulane	34 78				

Non-Div I Games: Edward Waters 70 64

Florida A&M

■ Loss,
 ■ Non-Conf,
 ■ S Site,
 ■ H Home
 ■ A Away
 N Neutral

Average RPI Win:	126	WON-LOST	WINNING	LAST 10	STRENGTH OF	OPP. STRENGTH	TEAM	ADJ.	CONF.	ADJ CONF.
Average RPI Loss:	29	RECORD	PCT. RANK	GAMES	SCHEDULE	OF SCHEDULE	RPI	RPI	RPI	RPI
DIV. I ONLY	20- 4	18	1- 0	39	15	16	16	1	1	
DIV. I NON-CONF.	12- 1	11	1- 0	151	77	30	30	1	1	
TOTALS	RPI 1-25	RPI 26-50	W-L RECORDS	RPI 51-100	RPI 101-150	RPI 150+				
20- 4	4- 2	0- 0	OVERALL	4- 2	5- 0	7- 0				
11- 3	2- 1	0- 0	HOME	2- 2	3- 0	4- 0				
7- 1	1- 1	0- 0	AWAY	2- 0	2- 0	2- 0				
2- 0	1- 0	0- 0	NEUTRAL	0- 0	0- 0	1- 0				
12- 1	1- 0	0- 0	NON-CONFERENCE	1- 1	3- 0	7- 0				
7- 1	0- 0	0- 0	HOME	1- 1	2- 0	4- 0				
3- 0	0- 0	0- 0	AWAY	0- 0	1- 0	2- 0				
2- 0	1- 0	0- 0	NEUTRAL	0- 0	0- 0	1- 0				
8- 3	3- 2	0- 0	CONFERENCE	3- 1	2- 0	0- 0				
4- 2	2- 1	0- 0	HOME	1- 1	1- 0	0- 0				
4- 1	1- 1	0- 0	AWAY	2- 0	1- 0	0- 0				
0- 0	0- 0	0- 0	NEUTRAL	0- 0	0- 0	0- 0				

RPI S	Opponent	Score	RPI S	Opponent	Score	RPI S	Opponent	Score	RPI S	Opponent	Score
1	A Notre Dame	70 97				55	H LSU	45 58	105	A Boston College	91 71
3	H Louisville	49 68				57	H Clemson	45 57	110	A St. John's (NY)	57 53
11	N Iowa	71 67				69	A Virginia Tech	56 54	116	H Creighton	71 52
12	H NC State	75 70				73	H Duke	66 62	118	H Wake Forest	85 61
22	H Miami (FL)	62 58				81	H Troy	103 67	130	H Penn St.	87 58
25	A North Carolina	64 63				98	A Virginia	63 61	156	A Mercer	57 56
									157	H Georgia St.	79 43
									192	A Milwaukee	87 62
									207	H Florida	63 56
									242	H Jacksonville	79 46
									275	H North Florida	74 53
									327	N Eastern Ky.	62 45
LAST 12 Division I GAMES:											
11	N Iowa	71 67	3	H Louisville	49 68						
1	A Notre Dame	70 97	73	H Duke	66 62						
12	H NC State	75 70	105	A Boston College	91 71						
118	H Wake Forest	85 61	57	H Clemson	45 57						
22	H Miami (FL)	62 58	25	A North Carolina	64 63						
69	A Virginia Tech	56 54	98	A Virginia	63 61						

Non-Div I Games:

Florida St.

■ Loss,
■ Non-Conf, S Site,
■ Home
■ Away
N Neutral

Average RPI Win:	209	WON-LOST	WINNING	LAST 10	STRENGTH OF	OPP. STRENGTH	TEAM	ADJ.	CONF.	ADJ CONF.
Average RPI Loss:	104	RECORD	PCT. RANK	GAMES	SCHEDULE	OF SCHEDULE	RPI	RPI	RPI	RPI
DIV. I ONLY	17- 8	78	1- 0	238	99	132	132	17	17	
DIV. I NON-CONF.	9- 5	105	1- 0	255	31	142	142	16	16	
TOTALS	RPI 1-25	RPI 26-50	W-L RECORDS	RPI 51-100	RPI 101-150	RPI 150+				
17- 8	0- 0	0- 1	OVERALL	2- 2	2- 5	13- 0				
10- 3	0- 0	0- 0	HOME	2- 0	1- 3	7- 0				
5- 4	0- 0	0- 0	AWAY	0- 2	0- 2	5- 0				
2- 1	0- 0	0- 1	NEUTRAL	0- 0	1- 0	1- 0				
9- 5	0- 0	0- 1	NON-CONFERENCE	2- 2	1- 2	6- 0				
6- 1	0- 0	0- 0	HOME	2- 0	0- 1	4- 0				
1- 3	0- 0	0- 0	AWAY	0- 2	0- 1	1- 0				
2- 1	0- 0	0- 1	NEUTRAL	0- 0	1- 0	1- 0				
8- 3	0- 0	0- 0	CONFERENCE	0- 0	1- 3	7- 0				
4- 2	0- 0	0- 0	HOME	0- 0	1- 2	3- 0				
4- 1	0- 0	0- 0	AWAY	0- 0	0- 1	4- 0				
0- 0	0- 0	0- 0	NEUTRAL	0- 0	0- 0	0- 0				

RPI S	Opponent	Score	RPI S	Opponent	Score	RPI S	Opponent	Score	RPI S	Opponent	Score	Team's RPI: 132
29 N	Texas	54 72	58 H	Middle Tenn.	61 49	112 H	VCU	44 47	113 A	Dayton	50 72	
			75 H	Maine	72 64	126 A	Pittsburgh	62 65	130 H	Penn St.	55 72	
			78 A	Northeastern	54 58	145 N	Washington	65 57	148 H	Davidson	56 60	
			92 A	Georgetown	38 58	150 H	Duquesne	57 46	153 H	Charlotte	71 64	
						182 N	Ball St.	78 70	195 A	Saint Louis	56 53	
						195 H	Saint Louis	54 51	203 H	George Mason	64 53	
						209 A	George Washington	50 38	228 A	Rhode Island	56 38	
						255 H	Richmond	60 48	264 H	Columbia	68 49	
						284 A	La Salle	65 54	306 H	Manhattan	65 61	
						323 H	Wagner	80 59	331 A	Iona	57 40	
LAST 12 Division I GAMES:												
58 H	Middle Tenn.	61 49	284 A	La Salle	65 54							
29 N	Texas	54 72	148 H	Davidson	56 60							
145 N	Washington	65 57	228 A	Rhode Island	56 38							
203 H	George Mason	64 53	113 A	Dayton	50 72							
195 H	Saint Louis	54 51	112 H	VCU	44 47							
150 H	Duquesne	57 46	195 A	Saint Louis	56 53							

Non-Div I Games:

Fordham

Average RPI Win:	222	WON-LOST	WINNING	LAST 10	STRENGTH OF	OPP. STRENGTH	TEAM	ADJ.	CONF.	ADJ CONF.
Average RPI Loss:	71	RECORD	PCT. RANK	GAMES	SCHEDULE	OF SCHEDULE	RPI	RPI	RPI	RPI
DIV. I ONLY	13- 7	96	1- 0	189	105	114	114	15	15	
DIV. I NON-CONF.	5- 4	139	0- 0	177	62	113	113	13	13	
TOTALS	RPI 1-25	RPI 26-50	W-L RECORDS	RPI 51-100	RPI 101-150	RPI 150+				
13- 7	0- 1	0- 4	OVERALL	1- 1	0- 0	12- 1				
8- 2	0- 0	0- 1	HOME	1- 1	0- 0	7- 0				
5- 5	0- 1	0- 3	AWAY	0- 0	0- 0	5- 1				
0- 0	0- 0	0- 0	NEUTRAL	0- 0	0- 0	0- 0				
5- 4	0- 1	0- 2	NON-CONFERENCE	1- 0	0- 0	4- 1				
4- 0	0- 0	0- 0	HOME	1- 0	0- 0	3- 0				
1- 4	0- 1	0- 2	AWAY	0- 0	0- 0	1- 1				
0- 0	0- 0	0- 0	NEUTRAL	0- 0	0- 0	0- 0				
8- 3	0- 0	0- 2	CONFERENCE	0- 1	0- 0	8- 0				
4- 2	0- 0	0- 1	HOME	0- 1	0- 0	4- 0				
4- 1	0- 0	0- 1	AWAY	0- 0	0- 0	4- 0				
0- 0	0- 0	0- 0	NEUTRAL	0- 0	0- 0	0- 0				

RPI 1-25				RPI 26-50				RPI 51-100				RPI 101+				Team's RPI: 114	
RPI	S	Opponent	Score	RPI	S	Opponent	Score	RPI	S	Opponent	Score	RPI	S	Opponent	Score		
18	A	Arizona St.	52 68	37	A	UCLA	80 89	65	H	Boise St.	60 72	183	H	Santa Clara	80 53		
				47	H	Wyoming	56 63	90	H	UT Arlington	70 61	192	H	Milwaukee	65 48		
				48	A	New Mexico	73 82					197	A	Eastern Wash.	68 58		
				49	A	Southern California	61 62					202	A	San Diego St.	87 81		
												216	H	UNLV	73 55		
												219	A	Utah St.	64 53		
												219	H	Utah St.	70 59		
												233	A	Nevada	79 63		
												234	A	Northern Ariz.	73 86		
												250	A	Colorado St.	66 55		
												250	H	Colorado St.	57 54		
												310	H	Cal Poly	76 58		
												324	H	San Jose St.	77 48		
LAST 12 Division I GAMES:																	
				216	H	UNLV	73 55	65	H	Boise St.	60 72						
				219	A	Utah St.	64 53	233	A	Nevada	79 63						
				48	A	New Mexico	73 82	219	H	Utah St.	70 59						
				47	H	Wyoming	56 63	250	A	Colorado St.	66 55						
				250	H	Colorado St.	57 54	324	H	San Jose St.	77 48						
				202	A	San Diego St.	87 81	18	A	Arizona St.	52 68						

Non-Div I Games: Stanislaus St. 86 51 Fresno Pacific 90 51

Fresno St.

Loss, Non-Conf, S Site, H Home A Away N Neutral

Average RPI Win: 298	WON-LOST	WINNING	LAST 10	STRENGTH OF	OPP. STRENGTH	TEAM	ADJ.	CONF.	ADJ CONF.
Average RPI Loss: 138	RECORD	PCT. RANK	GAMES	SCHEDULE	OF SCHEDULE	RPI	RPI	RPI	RPI
DIV. I ONLY	13- 9	123	1- 0	329	237	221	221	27	27
DIV. I NON-CONF.	7- 6	153	0- 0	268	238	205	205	24	24
TOTALS	RPI 1-25	RPI 26-50	W-L RECORDS	RPI 51-100	RPI 101-150	RPI 150+			
13- 9	0- 2	0- 0	OVERALL	0- 1	0- 2	13- 4			
9- 2	0- 0	0- 0	HOME	0- 1	0- 0	9- 1			
3- 6	0- 2	0- 0	AWAY	0- 0	0- 2	3- 2			
1- 1	0- 0	0- 0	NEUTRAL	0- 0	0- 0	1- 1			
7- 6	0- 2	0- 0	NON-CONFERENCE	0- 1	0- 1	7- 2			
5- 1	0- 0	0- 0	HOME	0- 1	0- 0	5- 0			
1- 4	0- 2	0- 0	AWAY	0- 0	0- 1	1- 1			
1- 1	0- 0	0- 0	NEUTRAL	0- 0	0- 0	1- 1			
6- 3	0- 0	0- 0	CONFERENCE	0- 0	0- 1	6- 2			
4- 1	0- 0	0- 0	HOME	0- 0	0- 0	4- 1			
2- 2	0- 0	0- 0	AWAY	0- 0	0- 1	2- 1			
0- 0	0- 0	0- 0	NEUTRAL	0- 0	0- 0	0- 0			

RPI 1-25				RPI 26-50				RPI 51-100				RPI 101+ Team's RPI: 221			
RPI	S	Opponent	Score	RPI	S	Opponent	Score	RPI	S	Opponent	Score	RPI	S	Opponent	Score
6	A	Mississippi St.	41 106					58	H	Middle Tenn.	71 78	103	A	Georgia	38 61
15	A	South Carolina	53 66									143	A	Chattanooga	53 73
												156	H	Mercer	60 75
												194	H	UNC Asheville	58 47
												214	N	Western Ill.	78 85
												246	A	ETSU	70 75
												260	H	Gardner-Webb	70 57
												269	H	Samford	57 36
												285	H	Wofford	63 50
												291	A	Col. of Charleston	70 67
												294	H	Fla. Atlantic	73 57
												300	A	Kennesaw St.	63 74
												308	N	Fairfield	77 70
												313	A	UNC Greensboro	59 49
												313	H	UNC Greensboro	64 61
												335	H	Presbyterian	76 68
												338	A	Western Caro.	53 28
												338	H	Western Caro.	65 55
												340	H	USC Upstate	78 67
LAST 12 Division I GAMES:															
313	A	UNC Greensboro	59 49	246	A	ETSU	70 75								
338	A	Western Caro.	53 28	338	H	Western Caro.	65 55								
156	H	Mercer	60 75	313	H	UNC Greensboro	64 61								
269	H	Samford	57 36	335	H	Presbyterian	76 68								
285	H	Wofford	63 50	15	A	South Carolina	53 66								
143	A	Chattanooga	53 73	214	N	Western Ill.	78 85								

Non-Div I Games: Coker 71 42 North Greenville 74 **78**

Furman

Ga. Southern

Through Games Of Feb. 10, 2019

Average RPI Win:	273	WON-LOST	WINNING	LAST 10	STRENGTH OF	OPP. STRENGTH	TEAM	ADJ.	CONF.	ADJ CONF.
Average RPI Loss:	175	RECORD	PCT. RANK	GAMES	SCHEDULE	OF SCHEDULE	RPI	RPI	RPI	RPI
DIV. I ONLY	6- 15	285	0- 1	219	315	288	288	12	12	
DIV. I NON-CONF.	4- 6	212	0- 0	226	349	246	246	15	15	
TOTALS	RPI 1-25	RPI 26-50	W-L RECORDS	RPI 51-100	RPI 101-150	RPI 150+				
6- 15	0- 0	0- 0	OVERALL	0- 4	0- 2	6- 9				
3- 8	0- 0	0- 0	HOME	0- 2	0- 1	3- 5				
3- 7	0- 0	0- 0	AWAY	0- 2	0- 1	3- 4				
0- 0	0- 0	0- 0	NEUTRAL	0- 0	0- 0	0- 0				
4- 6	0- 0	0- 0	NON-CONFERENCE	0- 1	0- 1	4- 4				
2- 2	0- 0	0- 0	HOME	0- 0	0- 0	2- 2				
2- 4	0- 0	0- 0	AWAY	0- 1	0- 1	2- 2				
0- 0	0- 0	0- 0	NEUTRAL	0- 0	0- 0	0- 0				
2- 9	0- 0	0- 0	CONFERENCE	0- 3	0- 1	2- 5				
1- 6	0- 0	0- 0	HOME	0- 2	0- 1	1- 3				
1- 3	0- 0	0- 0	AWAY	0- 1	0- 0	1- 2				
0- 0	0- 0	0- 0	NEUTRAL	0- 0	0- 0	0- 0				

RPI 1-25				RPI 26-50				RPI 51-100				RPI 101+				Team's RPI: 288	
RPI	S	Opponent	Score	RPI	S	Opponent	Score	RPI	S	Opponent	Score	RPI	S	Opponent	Score		
								69	A	Virginia Tech	49	78	103	A	Georgia	38	81
								81	H	Troy	81	97	108	H	South Alabama	53	69
								90	A	UT Arlington	48	81	156	H	Mercer	72	79
								90	H	UT Arlington	53	74	157	H	Georgia St.	66	83
													159	A	Stony Brook	43	72
													181	A	Texas St.	65	55
													181	H	Texas St.	52	64
													252	A	Louisiana	48	59
													252	H	Louisiana	79	71
													259	H	Bethune-Cookman	77	76
													263	H	Winthrop	64	55
													285	H	Wofford	65	81
													295	A	La.-Monroe	57	58
													295	H	La.-Monroe	62	80
													300	A	Kennesaw St.	59	78
													335	A	Presbyterian	69	68
													348	A	Savannah St.	82	71
LAST 12 Division I GAMES:																	
295	H	La.-Monroe	62	80	81	H	Troy	81	97								
252	H	Louisiana	79	71	252	A	Louisiana	48	59								
157	H	Georgia St.	66	83	295	A	La.-Monroe	57	58								
181	A	Texas St.	65	55	90	H	UT Arlington	53	74								
90	A	UT Arlington	48	81	181	H	Texas St.	52	64								
108	H	South Alabama	53	69	103	A	Georgia	38	81								

Non-Div I Games: Coastal Ga. 68 46

Ga. Southern

■ Loss,
 ■ Non-Conf,
 ■ S Site,
 ■ Home
 ■ Away
 N Neutral

Average RPI Win:	273	WON-LOST	WINNING	LAST 10	STRENGTH OF	OPP. STRENGTH	TEAM	ADJ.	CONF.	ADJ CONF.
Average RPI Loss:	193	RECORD	PCT. RANK	GAMES	SCHEDULE	OF SCHEDULE	RPI	RPI	RPI	RPI
DIV. I ONLY	9- 11	201	1- 0	304	318	260	260	28	28	
DIV. I NON-CONF.	3- 6	241	0- 0	231	304	247	247	29	29	
TOTALS	RPI 1-25	RPI 26-50	W-L RECORDS	RPI 51-100	RPI 101-150	RPI 150+				
9- 11	0- 0	0- 0	OVERALL	0- 2	1- 2	8- 7				
5- 4	0- 0	0- 0	HOME	0- 0	1- 2	4- 2				
4- 7	0- 0	0- 0	AWAY	0- 2	0- 0	4- 5				
0- 0	0- 0	0- 0	NEUTRAL	0- 0	0- 0	0- 0				
3- 6	0- 0	0- 0	NON-CONFERENCE	0- 1	1- 1	2- 4				
1- 2	0- 0	0- 0	HOME	0- 0	1- 1	0- 1				
2- 4	0- 0	0- 0	AWAY	0- 1	0- 0	2- 3				
0- 0	0- 0	0- 0	NEUTRAL	0- 0	0- 0	0- 0				
6- 5	0- 0	0- 0	CONFERENCE	0- 1	0- 1	6- 3				
4- 2	0- 0	0- 0	HOME	0- 0	0- 1	4- 1				
2- 3	0- 0	0- 0	AWAY	0- 1	0- 0	2- 2				
0- 0	0- 0	0- 0	NEUTRAL	0- 0	0- 0	0- 0				

RPI 1-25			RPI 26-50			RPI 51-100				RPI 101+ Team's RPI: 260					
RPI	S	Opponent	Score	RPI	S	Opponent	Score	RPI	S	Opponent	Score	RPI	S	Opponent	Score
								77	A	Drexel	48 65	121	H	Morehead St.	69 84
								94	A	Radford	69 79	133	H	High Point	61 78
												148	H	Davidson	54 49
												151	A	Delaware	45 69
												190	A	Hampton	80 82
												194	H	UNC Asheville	69 59
												207	A	Florida	60 58
												221	A	Furman	57 70
												241	A	Campbell	52 38
												245	H	Mt. St. Mary's	62 69
												263	H	Winthrop	62 64
												285	A	Wofford	53 59
												316	H	Charleston So.	75 65
												335	A	Presbyterian	66 58
												338	A	Western Caro.	62 52
												340	H	USC Upstate	92 72
												342	A	Longwood	79 85
												342	H	Longwood	80 78
LAST 12 Division I GAMES:															
				342	H	Longwood	80 78					263	H	Winthrop	62 64
				94	A	Radford	69 79					335	A	Presbyterian	66 58
				342	A	Longwood	79 85					133	H	High Point	61 78
				316	H	Charleston So.	75 65					194	H	UNC Asheville	69 59
				190	A	Hampton	80 82					241	A	Campbell	52 38
				340	H	USC Upstate	92 72					338	A	Western Caro.	62 52

Non-Div I Games: Converse 79 51 Warren Wilson 100 37 Pfeiffer 82 46

Gardner-Webb

Loss, Non-Conf, S Site, H Home A Away N Neutral

George Mason

Through Games Of Feb. 10, 2019

Average RPI Win:	236	WON-LOST	WINNING	LAST 10	STRENGTH OF	OPP. STRENGTH	TEAM	ADJ.	CONF.	ADJ CONF.
Average RPI Loss:	157	RECORD	PCT. RANK	GAMES	SCHEDULE	OF SCHEDULE	RPI	RPI	RPI	RPI
DIV. I ONLY	12- 11	157	0- 1	309	149	203	203	17	17	
DIV. I NON-CONF.	8- 5	120	0- 0	306	179	185	185	16	16	
TOTALS	RPI 1-25	RPI 26-50	W-L RECORDS	RPI 51-100	RPI 101-150	RPI 150+				
12- 11	0- 0	0- 0	OVERALL	0- 2	0- 5	12- 4				
7- 3	0- 0	0- 0	HOME	0- 1	0- 1	7- 1				
5- 8	0- 0	0- 0	AWAY	0- 1	0- 4	5- 3				
0- 0	0- 0	0- 0	NEUTRAL	0- 0	0- 0	0- 0				
8- 5	0- 0	0- 0	NON-CONFERENCE	0- 2	0- 2	8- 1				
5- 1	0- 0	0- 0	HOME	0- 1	0- 0	5- 0				
3- 4	0- 0	0- 0	AWAY	0- 1	0- 2	3- 1				
0- 0	0- 0	0- 0	NEUTRAL	0- 0	0- 0	0- 0				
4- 6	0- 0	0- 0	CONFERENCE	0- 0	0- 3	4- 3				
2- 2	0- 0	0- 0	HOME	0- 0	0- 1	2- 1				
2- 4	0- 0	0- 0	AWAY	0- 0	0- 2	2- 2				
0- 0	0- 0	0- 0	NEUTRAL	0- 0	0- 0	0- 0				

RPI 1-25				RPI 26-50				RPI 51-100				RPI 101+				Team's RPI: 203	
RPI	S	Opponent	Score	RPI	S	Opponent	Score	RPI	S	Opponent	Score	RPI	S	Opponent	Score		
								95	A	American	71	86	119	A	Kansas	56	77
								100	H	Houston	56	66	132	A	Fordham	53	64
												145	A	Washington	52	81	
												148	A	Davidson	59	67	
												150	H	Duquesne	57	60	
												151	H	Delaware	72	46	
												179	H	UMES	70	49	
												195	A	Saint Louis	53	60	
												196	A	Massachusetts	70	52	
												209	A	George Washington	64	60	
												209	H	George Washington	61	46	
												210	A	St. Bonaventure	55	64	
												210	H	St. Bonaventure	57	68	
												226	A	Howard	59	73	
												228	H	Rhode Island	75	69	
												237	A	UMKC	91	84	
												247	H	Colgate	64	61	
												251	A	Air Force	78	71	
												291	H	Col. of Charleston	66	52	
												307	H	Loyola Maryland	70	38	
												327	A	Eastern Ky.	91	75	
LAST 12 Division I GAMES:																	
132	A	Fordham	53	64	196	A	Massachusetts	70	52								
209	H	George Washington	61	46	150	H	Duquesne	57	60								
210	A	St. Bonaventure	55	64	210	H	St. Bonaventure	57	68								
195	A	Saint Louis	53	60	148	A	Davidson	59	67								
228	H	Rhode Island	75	69	291	H	Col. of Charleston	66	52								
209	A	George Washington	64	60	179	H	UMES	70	49								

Non-Div I Games:

George Mason

■ Loss,
 ■ Non-Conf,
 ■ S Site,
 ■ H Home
 ■ A Away
 N Neutral

Average RPI Win: 166		WON-LOST	WINNING	LAST 10	STRENGTH OF	OPP. STRENGTH	TEAM	ADJ.	CONF.	ADJ CONF.
Average RPI Loss: 144		RECORD	PCT. RANK	GAMES	SCHEDULE	OF SCHEDULE	RPI	RPI	RPI	RPI
DIV. I ONLY		8- 16	256	0- 1	98	146	209	209	17	17
DIV. I NON-CONF.		3- 10	278	0- 0	55	78	234	234	16	16
TOTALS	RPI 1-25		RPI 26-50		W-L RECORDS	RPI 51-100	RPI 101-150		RPI 150+	
8- 16	0- 2		0- 3		OVERALL	1- 0	4- 3		3- 8	
5- 8	0- 1		0- 1		HOME	1- 0	3- 2		1- 4	
3- 6	0- 0		0- 1		AWAY	0- 0	1- 1		2- 4	
0- 2	0- 1		0- 1		NEUTRAL	0- 0	0- 0		0- 0	
3- 10	0- 2		0- 3		NON-CONFERENCE	1- 0	1- 1		1- 4	
3- 4	0- 1		0- 1		HOME	1- 0	1- 0		1- 2	
0- 4	0- 0		0- 1		AWAY	0- 0	0- 1		0- 2	
0- 2	0- 1		0- 1		NEUTRAL	0- 0	0- 0		0- 0	
5- 6	0- 0		0- 0		CONFERENCE	0- 0	3- 2		2- 4	
2- 4	0- 0		0- 0		HOME	0- 0	2- 2		0- 2	
3- 2	0- 0		0- 0		AWAY	0- 0	1- 0		2- 2	
0- 0	0- 0		0- 0		NEUTRAL	0- 0	0- 0		0- 0	

RPI 1-25				RPI 26-50				RPI 51-100				RPI 101+				Team's RPI: 209	
RPI	S	Opponent	Score	RPI	S	Opponent	Score	RPI	S	Opponent	Score	RPI	S	Opponent	Score		
12	N	NC State	61 69	36	A	James Madison	37 50	93	H	Princeton	64 49	112	H	VCU	57 48		
17	H	Maryland	30 69	41	H	Villanova	45 60					113	H	Dayton	46 45		
				43	N	Georgia Tech	55 70					115	H	Towson	76 63		
												132	H	Fordham	38 50		
												148	H	Davidson	42 62		
												149	A	South Fla.	30 63		
												150	A	Duquesne	55 54		
												156	H	Mercer	53 61		
												163	A	William & Mary	59 73		
												195	A	Saint Louis	44 60		
												203	A	George Mason	46 61		
												203	H	George Mason	60 64		
												215	H	Monmouth	51 55		
												228	A	Rhode Island	64 59		
												230	H	Memphis	51 38		
												253	H	Saint Joseph's	38 41		
												284	A	La Salle	67 59		
												331	A	Iona	43 52		
LAST 12 Division I GAMES:																	
253	H	Saint Joseph's	38 41	203	H	George Mason	60 64										
203	A	George Mason	46 61	284	A	La Salle	67 59										
195	A	Saint Louis	44 60	113	H	Dayton	46 45										
148	H	Davidson	42 62	228	A	Rhode Island	64 59										
150	A	Duquesne	55 54	132	H	Fordham	38 50										
112	H	VCU	57 48	230	H	Memphis	51 38										

Non-Div I Games:

George Washington

Loss, Non-Conf, S Site, H Home A Away N Neutral

Average RPI Win: 158		WON-LOST	WINNING	LAST 10	STRENGTH OF		OPP. STRENGTH	TEAM	ADJ.	CONF.	ADJ CONF.
Average RPI Loss: 51		RECORD	PCT. RANK	GAMES	SCHEDULE		OF SCHEDULE	RPI	RPI	RPI	RPI
DIV. I ONLY		11- 13	190	0- 1	14		44	92	92	6	6
DIV. I NON-CONF.		6- 5	143	0- 0	25		66	72	72	4	4
TOTALS		RPI 1-25	RPI 26-50		W-L RECORDS		RPI 51-100	RPI 101-150		RPI 150+	
11- 13	0- 5	1- 4		OVERALL		0- 0	5- 4		5- 0		
8- 5	0- 2	1- 2		HOME		0- 0	4- 1		3- 0		
3- 6	0- 1	0- 2		AWAY		0- 0	1- 3		2- 0		
0- 2	0- 2	0- 0		NEUTRAL		0- 0	0- 0		0- 0		
6- 5	0- 3	0- 1		NON-CONFERENCE		0- 0	2- 1		4- 0		
4- 2	0- 1	0- 0		HOME		0- 0	2- 1		2- 0		
2- 1	0- 0	0- 1		AWAY		0- 0	0- 0		2- 0		
0- 2	0- 2	0- 0		NEUTRAL		0- 0	0- 0		0- 0		
5- 8	0- 2	1- 3		CONFERENCE		0- 0	3- 3		1- 0		
4- 3	0- 1	1- 2		HOME		0- 0	2- 0		1- 0		
1- 5	0- 1	0- 1		AWAY		0- 0	1- 3		0- 0		
0- 0	0- 0	0- 0		NEUTRAL		0- 0	0- 0		0- 0		

RPI 1-25					RPI 26-50					RPI 51-100					Team's RPI: 92					RPI 101+				
RPI	S	Opponent	Score		RPI	S	Opponent	Score		RPI	S	Opponent	Score		RPI	S	Opponent	Score		RPI	S	Opponent	Score	
2	N	Baylor	46	67	34	A	DePaul	71	76						110	A	St. John's (NY)	51	59					
8	A	Marquette	52	59	34	H	DePaul	64	69						112	H	VCU	45	47					
8	H	Marquette	62	72	36	A	James Madison	57	69						116	A	Creighton	38	65					
12	H	NC State	65	76	41	H	Villanova	68	63						116	H	Creighton	62	53					
24	N	Buffalo	64	73	44	H	Butler	50	59						117	A	Providence	68	52					

Non-Div I Games:

Georgetown

Loss, Non-Conf, S Site, H Home A Away N Neutral

Average RPI Win:	213	WON-LOST	WINNING	LAST 10	STRENGTH OF	OPP. STRENGTH	TEAM	ADJ.	CONF.	ADJ CONF.
Average RPI Loss:	42	RECORD	PCT. RANK	GAMES	SCHEDULE	OF SCHEDULE	RPI	RPI	RPI	RPI
DIV. I ONLY	14- 9	113	1- 0	96	86	103	103	5	5	
DIV. I NON-CONF.	9- 4	85	0- 0	216	243	131	131	5	5	
TOTALS	RPI 1-25	RPI 26-50	W-L RECORDS	RPI 51-100	RPI 101-150	RPI 150+				
14- 9	0- 3	0- 4	OVERALL	3- 1	0- 1	11- 0				
11- 2	0- 1	0- 0	HOME	2- 0	0- 1	9- 0				
2- 6	0- 1	0- 4	AWAY	1- 1	0- 0	1- 0				
1- 1	0- 1	0- 0	NEUTRAL	0- 0	0- 0	1- 0				
9- 4	0- 1	0- 3	NON-CONFERENCE	0- 0	0- 0	9- 0				
8- 0	0- 0	0- 0	HOME	0- 0	0- 0	8- 0				
0- 3	0- 0	0- 3	AWAY	0- 0	0- 0	0- 0				
1- 1	0- 1	0- 0	NEUTRAL	0- 0	0- 0	1- 0				
5- 5	0- 2	0- 1	CONFERENCE	3- 1	0- 1	2- 0				
3- 2	0- 1	0- 0	HOME	2- 0	0- 1	1- 0				
2- 3	0- 1	0- 1	AWAY	1- 1	0- 0	1- 0				
0- 0	0- 0	0- 0	NEUTRAL	0- 0	0- 0	0- 0				

RPI	S	Opponent	Score	RPI	S	Opponent	Score	RPI	S	Opponent	Score	RPI	S	Opponent	Score	Team's RPI: 103
6	A	Mississippi St.	71 80	33	A	Missouri	35 61	52	A	Auburn	58 59	129	H	Alabama	53 58	
17	N	Maryland	51 58	37	A	UCLA	69 80	55	H	LSU	63 50	156	H	Mercer	67 60	
20	H	Texas A&M	66 76	41	A	Villanova	56 62	61	H	Tennessee	66 62	178	A	Vanderbilt	71 64	
				43	A	Georgia Tech	53 63	82	A	Arkansas	80 72	207	H	Florida	93 58	
												210	H	St. Bonaventure	67 40	
												221	H	Furman	61 38	
												263	H	Winthrop	85 39	
												288	H	Ga. Southern	81 38	
												289	N	Morgan St.	60 33	
												316	H	Charleston So.	83 75	
												322	H	Lipscomb	77 45	
												335	H	Presbyterian	83 59	
LAST 12 Division I GAMES:																
207	H	Florida	93 58	61	H	Tennessee	66 62									
52	A	Auburn	58 59	6	A	Mississippi St.	71 80									
82	A	Arkansas	80 72	178	A	Vanderbilt	71 64									
129	H	Alabama	53 58	55	H	LSU	63 50									
20	H	Texas A&M	66 76	335	H	Presbyterian	83 59									
33	A	Missouri	35 61	288	H	Ga. Southern	81 38									

Non-Div I Games:

Georgia

■ Loss,
 ■ Non-Conf, S Site,
 ■ Home
 ■ Away
 N Neutral

Average RPI Win:	255	WON-LOST	WINNING	LAST 10	STRENGTH OF	OPP. STRENGTH	TEAM	ADJ.	CONF.	ADJ CONF.
Average RPI Loss:	109	RECORD	PCT. RANK	GAMES	SCHEDULE	OF SCHEDULE	RPI	RPI	RPI	RPI
DIV. I ONLY	13- 9	123	1- 0	211	227	157	157	12	12	
DIV. I NON-CONF.	6- 5	143	0- 0	217	242	169	169	15	15	
TOTALS	RPI 1-25	RPI 26-50	W-L RECORDS	RPI 51-100	RPI 101-150	RPI 150+				
13- 9	0- 1	0- 2	OVERALL	2- 2	0- 1	11- 3				
8- 3	0- 0	0- 1	HOME	2- 0	0- 1	6- 1				
5- 6	0- 1	0- 1	AWAY	0- 2	0- 0	5- 2				
0- 0	0- 0	0- 0	NEUTRAL	0- 0	0- 0	0- 0				
6- 5	0- 1	0- 2	NON-CONFERENCE	0- 1	0- 0	6- 1				
4- 1	0- 0	0- 1	HOME	0- 0	0- 0	4- 0				
2- 4	0- 1	0- 1	AWAY	0- 1	0- 0	2- 1				
0- 0	0- 0	0- 0	NEUTRAL	0- 0	0- 0	0- 0				
7- 4	0- 0	0- 0	CONFERENCE	2- 1	0- 1	5- 2				
4- 2	0- 0	0- 0	HOME	2- 0	0- 1	2- 1				
3- 2	0- 0	0- 0	AWAY	0- 1	0- 0	3- 1				
0- 0	0- 0	0- 0	NEUTRAL	0- 0	0- 0	0- 0				

RPI 1-25			RPI 26-50			RPI 51-100			RPI 101+			Team's RPI: 157
RPI	S	Opponent	Score	RPI	S	Opponent	Score	RPI	S	Opponent	Score	
16	A	Florida St.	43 79	31	A	Rice	49 66	58	A	Middle Tenn.	54 69	108 H South Alabama 59 68
				43	H	Georgia Tech	71 78	81	H	Troy	84 80	181 A Texas St. 57 34
								90	A	UT Arlington	45 69	181 H Texas St. 60 69
								90	H	UT Arlington	50 48	201 A Jacksonville St. 56 61
												252 A Louisiana 54 57
												252 H Louisiana 74 71
												259 H Bethune-Cookman 62 57
												288 A Ga. Southern 83 66
												294 A Fla. Atlantic 75 59
												295 A La.-Monroe 56 41
												295 H La.-Monroe 68 46
												300 H Kennesaw St. 79 73
												313 H UNC Greensboro 70 63
												325 A FIU 67 61
												341 H N.C. Central 65 54
LAST 12 Division I GAMES:												
252	H	Louisiana	74 71	108	H	South Alabama	59 68					
295	H	La.-Monroe	68 46	295	A	La.-Monroe	56 41					
288	A	Ga. Southern	83 66	252	A	Louisiana	54 57					
90	A	UT Arlington	45 69	181	H	Texas St.	60 69					
181	A	Texas St.	57 34	90	H	UT Arlington	50 48					
81	H	Troy	84 80	16	A	Florida St.	43 79					

Non-Div I Games:

Georgia St.

Average RPI Win:	162	WON-LOST	WINNING	LAST 10	STRENGTH OF	OPP. STRENGTH	TEAM	ADJ.	CONF.	ADJ CONF.
Average RPI Loss:	37	RECORD	PCT. RANK	GAMES	SCHEDULE	OF SCHEDULE	RPI	RPI	RPI	RPI
DIV. I ONLY	15- 9	106	1- 0	40	18	43	43	1	1	
DIV. I NON-CONF.	10- 3	59	0- 0	154	178	60	60	1	1	
TOTALS	RPI 1-25	RPI 26-50	W-L RECORDS	RPI 51-100	RPI 101-150	RPI 150+				
15- 9	1- 6	0- 0	OVERALL	1- 2	7- 1	6- 0				
9- 2	1- 2	0- 0	HOME	1- 0	3- 0	4- 0				
3- 6	0- 4	0- 0	AWAY	0- 2	2- 0	1- 0				
3- 1	0- 0	0- 0	NEUTRAL	0- 0	2- 1	1- 0				
10- 3	0- 1	0- 0	NON-CONFERENCE	0- 1	4- 1	6- 0				
6- 0	0- 0	0- 0	HOME	0- 0	2- 0	4- 0				
1- 2	0- 1	0- 0	AWAY	0- 1	0- 0	1- 0				
3- 1	0- 0	0- 0	NEUTRAL	0- 0	2- 1	1- 0				
5- 6	1- 5	0- 0	CONFERENCE	1- 1	3- 0	0- 0				
3- 2	1- 2	0- 0	HOME	1- 0	1- 0	0- 0				
2- 4	0- 3	0- 0	AWAY	0- 1	2- 0	0- 0				
0- 0	0- 0	0- 0	NEUTRAL	0- 0	0- 0	0- 0				

RPI 1-25				RPI 26-50				Team's RPI: 43				RPI 51-100				RPI 101+			
RPI	S	Opponent	Score	RPI	S	Opponent	Score	RPI	S	Opponent	Score	RPI	S	Opponent	Score	RPI	S	Opponent	Score
1	A	Notre Dame	50 90					57	A	Clemson	61 71	101	N	Idaho St.	74 51				
1	H	Notre Dame	55 76					73	H	Duke	70 64	103	H	Georgia	63 53				
3	A	Louisville	44 61					100	A	Houston	89 95	105	A	Boston College	81 76				
9	H	Syracuse	65 55									113	N	Dayton	66 85				
12	H	NC State	60 68									118	A	Wake Forest	60 46				
17	A	Maryland	54 67									120	N	Seton Hall	84 73				
25	A	North Carolina	90 91									126	H	Pittsburgh	67 55				
												140	H	Appalachian St.	71 53				
												157	A	Georgia St.	78 71				
												209	N	George Washington	70 55				
												243	H	Alabama St.	69 42				
												285	H	Wofford	81 40				
												300	H	Kennesaw St.	60 35				
												338	H	Western Caro.	84 49				

Non-Div I Games:

Georgia Tech

■ Loss,
 ■ Non-Conf, S Site,
 ■ Home
 ■ Away
 N Neutral

Average RPI Win: 128	WON-LOST	WINNING	LAST 10	STRENGTH OF	OPP. STRENGTH	TEAM	ADJ.	CONF.	ADJ CONF.
Average RPI Loss: 20	RECORD	PCT. RANK	GAMES	SCHEDULE	OF SCHEDULE	RPI	RPI	RPI	RPI
DIV. I ONLY	22- 2	5	1- 0	61	28	13	13	8	8
DIV. I NON-CONF.	11- 1	13	1- 0	62	4	12	12	7	7
TOTALS	RPI 1-25	RPI 26-50	W-L RECORDS	RPI 51-100	RPI 101-150	RPI 150+			
22- 2	2- 1	2- 1	OVERALL	5- 0	4- 0	9- 0			
11- 0	1- 0	1- 0	HOME	2- 0	2- 0	5- 0			
9- 1	0- 0	1- 1	AWAY	3- 0	1- 0	4- 0			
2- 1	1- 1	0- 0	NEUTRAL	0- 0	1- 0	0- 0			
11- 1	2- 1	0- 0	NON-CONFERENCE	2- 0	3- 0	4- 0			
6- 0	1- 0	0- 0	HOME	1- 0	2- 0	2- 0			
3- 0	0- 0	0- 0	AWAY	1- 0	0- 0	2- 0			
2- 1	1- 1	0- 0	NEUTRAL	0- 0	1- 0	0- 0			
11- 1	0- 0	2- 1	CONFERENCE	3- 0	1- 0	5- 0			
5- 0	0- 0	1- 0	HOME	1- 0	0- 0	3- 0			
6- 1	0- 0	1- 1	AWAY	2- 0	1- 0	2- 0			
0- 0	0- 0	0- 0	NEUTRAL	0- 0	0- 0	0- 0			

RPI 1-25				RPI 26-50				RPI 51-100				RPI 101+			
RPI	S	Opponent	Score	RPI	S	Opponent	Score	RPI	S	Opponent	Score	RPI	S	Opponent	Score
1	N	Notre Dame	65 81	38	A	BYU	68 70	63	A	Missouri St.	70 67	101	H	Idaho St.	70 51
5	H	Stanford	79 73	45	A	Saint Mary's (CA)	66 52	79	A	Pacific	63 51	122	H	Washington St.	76 53
19	N	Rutgers	57 40	45	H	Saint Mary's (CA)	74 62	79	H	Pacific	88 65	124	A	Pepperdine	79 54
								89	H	Idaho	88 51	127	N	Western Ky.	76 55
								99	A	Loyola Marymount	78 53	161	A	Portland	93 62
												161	H	Portland	97 71
												165	H	Montana	76 52
												183	H	Santa Clara	78 61
												197	A	Eastern Wash.	63 51
												216	A	UNLV	70 59
												239	H	San Francisco	78 51
												250	H	Colorado St.	50 39
												257	A	San Diego	86 61
LAST 12 Division I GAMES:															
127	N	Western Ky.	76 55	239	H	San Francisco	78 51								
19	N	Rutgers	57 40	257	A	San Diego	86 61								
161	A	Portland	93 62	38	A	BYU	68 70								
45	A	Saint Mary's (CA)	66 52	161	H	Portland	97 71								
79	A	Pacific	63 51	79	H	Pacific	88 65								
183	H	Santa Clara	78 61	45	H	Saint Mary's (CA)	74 62								

Non-Div I Games:

Gonzaga

Grambling

Through Games Of Feb. 10, 2019

Average RPI Win:	236	WON-LOST	WINNING	LAST 10	STRENGTH OF	OPP. STRENGTH	TEAM	ADJ.	CONF.	ADJ CONF.
Average RPI Loss:	159	RECORD	PCT. RANK	GAMES	SCHEDULE	OF SCHEDULE	RPI	RPI	RPI	RPI
DIV. I ONLY	9- 13	229	0- 1	236	235	211	211	29	29	
DIV. I NON-CONF.	3- 9	271	0- 0	66	104	189	189	27	27	
TOTALS	RPI 1-25	RPI 26-50	W-L RECORDS	RPI 51-100	RPI 101-150	RPI 150+				
9- 13	0- 0	1- 1	OVERALL	1- 2	0- 4	7- 6				
3- 3	0- 0	0- 0	HOME	0- 0	0- 0	3- 3				
4- 9	0- 0	0- 0	AWAY	0- 2	0- 4	4- 3				
2- 1	0- 0	1- 1	NEUTRAL	1- 0	0- 0	0- 0				
3- 9	0- 0	1- 1	NON-CONFERENCE	1- 2	0- 4	1- 2				
1- 0	0- 0	0- 0	HOME	0- 0	0- 0	1- 0				
0- 8	0- 0	0- 0	AWAY	0- 2	0- 4	0- 2				
2- 1	0- 0	1- 1	NEUTRAL	1- 0	0- 0	0- 0				
6- 4	0- 0	0- 0	CONFERENCE	0- 0	0- 0	6- 4				
2- 3	0- 0	0- 0	HOME	0- 0	0- 0	2- 3				
4- 1	0- 0	0- 0	AWAY	0- 0	0- 0	4- 1				
0- 0	0- 0	0- 0	NEUTRAL	0- 0	0- 0	0- 0				

RPI S	Opponent	Score	RPI S	Opponent	Score	RPI S	Opponent	Score	RPI S	Opponent	Score	Team's RPI: 211
39 N	South Dakota	53 67	52 A	Auburn	48 97	102 A	Oklahoma St.	40 86				
40 N	Indiana	65 62	90 A	UT Arlington	54 78	119 A	Kansas	45 76				
			99 N	Loyola Marymount	62 61	129 A	Alabama	55 73				
						149 A	South Fla.	50 67				
						168 A	Southern U.	65 71				
						168 H	Southern U.	81 86				
						193 A	Southern Miss.	47 68				
						199 A	Prairie View	64 63				
						220 A	Texas Southern	75 67				
						243 A	Alabama St.	80 72				
						248 A	Wichita St.	61 70				
						298 H	Jackson St.	74 77				
						299 A	Alabama A&M	63 51				
						309 H	Mississippi Val.	52 54				
						330 H	McNeese	75 51				
						346 H	Ark.-Pine Bluff	77 57				
						350 H	Alcorn	61 56				
LAST 12 Division I GAMES:												
168 A	Southern U.	65 71	350 H	Alcorn	61 56							
309 H	Mississippi Val.	52 54	168 H	Southern U.	81 86							
346 H	Ark.-Pine Bluff	77 57	299 A	Alabama A&M	63 51							
298 H	Jackson St.	74 77	243 A	Alabama St.	80 72							
199 A	Prairie View	64 63	102 A	Oklahoma St.	40 86							
220 A	Texas Southern	75 67	99 N	Loyola Marymount	62 61							

Non-Div I Games:

Grambling

■ Loss,
 ■ Non-Conf,
 ■ S Site,
 ■ Home
 ■ A Away
 N Neutral

Average RPI Win: 288		WON-LOST	WINNING	LAST 10	STRENGTH OF	OPP. STRENGTH	TEAM	ADJ.	CONF.	ADJ CONF.
Average RPI Loss: 218		RECORD	PCT. RANK	GAMES	SCHEDULE	OF SCHEDULE	RPI	RPI	RPI	RPI
DIV. I ONLY		5- 15	300	0- 1	328	329	339	339	30	30
DIV. I NON-CONF.		2- 8	293	0- 0	329	293	345	345	30	30
TOTALS	RPI 1-25	RPI 26-50		W-L RECORDS		RPI 51-100	RPI 101-150	RPI 150+		
5- 15	0- 0	0- 0		OVERALL		0- 0	0- 2	5- 13		
4- 5	0- 0	0- 0		HOME		0- 0	0- 1	4- 4		
1- 10	0- 0	0- 0		AWAY		0- 0	0- 1	1- 9		
0- 0	0- 0	0- 0		NEUTRAL		0- 0	0- 0	0- 0		
2- 8	0- 0	0- 0		NON-CONFERENCE		0- 0	0- 2	2- 6		
2- 3	0- 0	0- 0		HOME		0- 0	0- 1	2- 2		
0- 5	0- 0	0- 0		AWAY		0- 0	0- 1	0- 4		
0- 0	0- 0	0- 0		NEUTRAL		0- 0	0- 0	0- 0		
3- 7	0- 0	0- 0		CONFERENCE		0- 0	0- 0	3- 7		
2- 2	0- 0	0- 0		HOME		0- 0	0- 0	2- 2		
1- 5	0- 0	0- 0		AWAY		0- 0	0- 0	1- 5		
0- 0	0- 0	0- 0		NEUTRAL		0- 0	0- 0	0- 0		

RPI 1-25				RPI 26-50				RPI 51-100				RPI 101+				Team's RPI: 339	
RPI	S	Opponent	Score	RPI	S	Opponent	Score	RPI	S	Opponent	Score	RPI	S	Opponent	Score		
												109	A	UNCW	55	77	
												139	H	Portland St.	55	60	
												165	H	Montana	47	69	
												166	A	New Mexico St.	52	81	
												166	H	New Mexico St.	54	51	
												174	H	Indiana St.	81	88	
												183	A	Santa Clara	55	75	
												204	A	East Carolina	47	59	
												217	A	UTRGV	42	49	
												217	H	UTRGV	50	66	
												237	A	UMKC	45	73	
												261	A	Long Beach St.	50	57	
												262	H	California Baptist	75	71	
												272	H	CSU Bakersfield	46	59	
												281	A	Utah Valley	46	57	
												293	A	UC Santa Barbara	55	66	
												318	H	Incarnate Word	74	63	
												343	A	Seattle U	74	73	
												347	A	Chicago St.	48	50	
												351	H	LIU Brooklyn	65	62	
LAST 12 Division I GAMES:																	
				166	A	New Mexico St.	52	81				217	H	UTRGV	50	66	
				217	A	UTRGV	42	49				166	H	New Mexico St.	54	51	
				272	H	CSU Bakersfield	46	59				343	A	Seattle U	74	73	
				262	H	California Baptist	75	71				281	A	Utah Valley	46	57	
				237	A	UMKC	45	73				183	A	Santa Clara	55	75	
				347	A	Chicago St.	48	50				261	A	Long Beach St.	50	57	

Non-Div I Games:

Grand Canyon

■ Loss, ■ Non-Conf, S Site, H Home A Away N Neutral

Average RPI Win:	199	WON-LOST	WINNING	LAST 10	STRENGTH OF	OPP. STRENGTH	TEAM	ADJ.	CONF.	ADJ CONF.
Average RPI Loss:	57	RECORD	PCT. RANK	GAMES	SCHEDULE	OF SCHEDULE	RPI	RPI	RPI	RPI
DIV. I ONLY	14- 7	80	1- 0	75	130	67	67	20	20	
DIV. I NON-CONF.	4- 5	190	0- 0	4	13	37	37	18	18	
TOTALS	RPI 1-25	RPI 26-50	W-L RECORDS	RPI 51-100	RPI 101-150	RPI 150+				
14- 7	0- 1	1- 3	OVERALL	2- 2	2- 1	9- 0				
9- 2	0- 0	0- 0	HOME	2- 1	2- 1	5- 0				
5- 5	0- 1	1- 3	AWAY	0- 1	0- 0	4- 0				
0- 0	0- 0	0- 0	NEUTRAL	0- 0	0- 0	0- 0				
4- 5	0- 1	1- 3	NON-CONFERENCE	1- 1	1- 0	1- 0				
3- 1	0- 0	0- 0	HOME	1- 1	1- 0	1- 0				
1- 4	0- 1	1- 3	AWAY	0- 0	0- 0	0- 0				
0- 0	0- 0	0- 0	NEUTRAL	0- 0	0- 0	0- 0				
10- 2	0- 0	0- 0	CONFERENCE	1- 1	1- 1	8- 0				
6- 1	0- 0	0- 0	HOME	1- 0	1- 1	4- 0				
4- 1	0- 0	0- 0	AWAY	0- 1	0- 0	4- 0				
0- 0	0- 0	0- 0	NEUTRAL	0- 0	0- 0	0- 0				

RPI 1-25				RPI 26-50				RPI 51-100				Team's RPI: 67	RPI 101+			
RPI	S	Opponent	Score	RPI	S	Opponent	Score	RPI	S	Opponent	Score		RPI	S	Opponent	Score
8	A	Marquette	54 80	28	A	South Dakota St.	47 77	75	H	Maine	70 39		113	H	Dayton	51 35
				33	A	Missouri	56 49	76	A	Wright St.	67 85		123	H	IUPUI	63 67
				34	A	DePaul	64 73	76	H	Wright St.	56 37		128	H	Youngstown St.	60 42
				39	A	South Dakota	49 55	88	H	Northwestern	55 57		185	H	Wisconsin	55 46
													192	A	Milwaukee	76 62
													192	H	Milwaukee	59 45
													268	H	Cleveland St.	62 53
													279	A	Northern Ky.	81 61
													279	H	Northern Ky.	70 42
													301	A	Oakland	77 53
													329	H	UIC	62 32
													337	A	Detroit Mercy	65 40
LAST 12 Division I GAMES:																
				76	H	Wright St.	56 37	337	A	Detroit Mercy	65 40					
				279	H	Northern Ky.	70 42	128	H	Youngstown St.	60 42					
				192	H	Milwaukee	59 45	268	H	Cleveland St.	62 53					
				123	H	IUPUI	63 67	279	A	Northern Ky.	81 61					
				329	H	UIC	62 32	76	A	Wright St.	67 85					
				301	A	Oakland	77 53	192	A	Milwaukee	76 62					

Non-Div I Games: Wis.-Parkside 81 32

Green Bay

■ Loss,
 ■ Non-Conf, S Site,
 ■ Home
 ■ Away
 N Neutral

Average RPI Win:	249	WON-LOST	WINNING	LAST 10	STRENGTH OF	OPP. STRENGTH	TEAM	ADJ.	CONF.	ADJ CONF.
Average RPI Loss:	171	RECORD	PCT. RANK	GAMES	SCHEDULE	OF SCHEDULE	RPI	RPI	RPI	RPI
DIV. I ONLY	11- 9	141	0- 1	261	262	190	190	28	28	
DIV. I NON-CONF.	3- 7	256	0- 1	203	120	265	265	29	29	
TOTALS	RPI 1-25	RPI 26-50	W-L RECORDS	RPI 51-100	RPI 101-150	RPI 150+				
11- 9	0- 1	1- 0	OVERALL	1- 1	0- 2	9- 5				
7- 2	0- 0	1- 0	HOME	1- 0	0- 1	5- 1				
4- 5	0- 1	0- 0	AWAY	0- 0	0- 1	4- 3				
0- 2	0- 0	0- 0	NEUTRAL	0- 1	0- 0	0- 1				
3- 7	0- 1	1- 0	NON-CONFERENCE	0- 1	0- 1	2- 4				
2- 2	0- 0	1- 0	HOME	0- 0	0- 1	1- 1				
1- 3	0- 1	0- 0	AWAY	0- 0	0- 0	1- 2				
0- 2	0- 0	0- 0	NEUTRAL	0- 1	0- 0	0- 1				
8- 2	0- 0	0- 0	CONFERENCE	1- 0	0- 1	7- 1				
5- 0	0- 0	0- 0	HOME	1- 0	0- 0	4- 0				
3- 2	0- 0	0- 0	AWAY	0- 0	0- 1	3- 1				
0- 0	0- 0	0- 0	NEUTRAL	0- 0	0- 0	0- 0				

RPI 1-25				RPI 26-50				RPI 51-100				RPI 101+ Team's RPI: 190			
RPI	S	Opponent	Score	RPI	S	Opponent	Score	RPI	S	Opponent	Score	RPI	S	Opponent	Score
12	A	NC State	51 83	36	H	James Madison	72 65	53	N	SFA	68 70	133	A	High Point	73 82
								94	H	Radford	68 54	143	H	Chattanooga	50 58
												191	H	Elon	62 77
												194	A	UNC Asheville	61 58
												229	N	Sacramento St.	61 65
												241	A	Campbell	46 52
												260	H	Gardner-Webb	82 80
												263	A	Winthrop	84 63
												264	A	Columbia	63 88
												269	H	Samford	64 57
												273	A	Cornell	53 79
												294	A	Fla. Atlantic	72 68
												316	A	Charleston So.	74 66
												335	H	Presbyterian	79 62
												340	H	USC Upstate	67 43
												342	H	Longwood	66 40
LAST 12 Division I GAMES:															
229	N	Sacramento St.	61 65	241	A	Campbell	46 52								
335	H	Presbyterian	79 62	342	H	Longwood	66 40								
133	A	High Point	73 82	94	H	Radford	68 54								
340	H	USC Upstate	67 43	194	A	UNC Asheville	61 58								
260	H	Gardner-Webb	82 80	316	A	Charleston So.	74 66								
263	A	Winthrop	84 63	264	A	Columbia	63 88								

Non-Div I Games: Mid-Atlantic Christ115 48

Hampton

■ Loss,
 ■ Non-Conf, S Site,
 ■ Home
 ■ Away
 N Neutral

Average RPI Win:	239	WON-LOST	WINNING	LAST 10	STRENGTH OF	OPP. STRENGTH	TEAM	ADJ.	CONF.	ADJ CONF.
Average RPI Loss:	82	RECORD	PCT. RANK	GAMES	SCHEDULE	OF SCHEDULE	RPI	RPI	RPI	RPI
DIV. I ONLY	16- 8	80	0- 1	158	186	106	106	23	23	
DIV. I NON-CONF.	7- 7	162	0- 1	114	83	136	136	25	25	
TOTALS	RPI 1-25	RPI 26-50	W-L RECORDS	RPI 51-100	RPI 101-150	RPI 150+				
16- 8	0- 3	0- 2	OVERALL	2- 1	0- 0	14- 2				
9- 2	0- 1	0- 0	HOME	2- 1	0- 0	7- 0				
7- 4	0- 1	0- 2	AWAY	0- 0	0- 0	7- 1				
0- 2	0- 1	0- 0	NEUTRAL	0- 0	0- 0	0- 1				
7- 7	0- 3	0- 2	NON-CONFERENCE	1- 1	0- 0	6- 1				
4- 2	0- 1	0- 0	HOME	1- 1	0- 0	3- 0				
3- 3	0- 1	0- 2	AWAY	0- 0	0- 0	3- 0				
0- 2	0- 1	0- 0	NEUTRAL	0- 0	0- 0	0- 1				
9- 1	0- 0	0- 0	CONFERENCE	1- 0	0- 0	8- 1				
5- 0	0- 0	0- 0	HOME	1- 0	0- 0	4- 0				
4- 1	0- 0	0- 0	AWAY	0- 0	0- 0	4- 1				
0- 0	0- 0	0- 0	NEUTRAL	0- 0	0- 0	0- 0				

RPI 1-25				RPI 26-50				RPI 51-100				RPI 101+ Team's RPI: 106			
RPI	S	Opponent	Score	RPI	S	Opponent	Score	RPI	S	Opponent	Score	RPI	S	Opponent	Score
3	N	Louisville	69 86	41	A	Villanova	41 59	75	H	Maine	49 46	159	A	Stony Brook	64 36
22	A	Miami (FL)	62 75	48	A	New Mexico	65 72	84	H	Harvard	73 60	159	H	Stony Brook	73 62
23	H	Michigan St.	66 74					93	H	Princeton	38 75	160	N	Southern Ill.	50 72
												163	H	William & Mary	50 45
												228	A	Rhode Island	65 51
												238	H	Albany (NY)	82 35
												265	A	Binghamton	62 73
												277	H	Vermont	61 32
												289	H	Morgan St.	80 59
												297	A	UMBC	66 52
												297	H	UMBC	92 47
												303	A	Central Conn. St.	54 52
												305	H	Bryant	67 57
												311	A	New Hampshire	66 48
												320	A	UMass Lowell	66 44
												321	A	NJIT	84 53
LAST 12 Division I GAMES:															
48	A	New Mexico	65 72	311	A	New Hampshire	66 48								
22	A	Miami (FL)	62 75	320	A	UMass Lowell	66 44								
297	H	UMBC	92 47	75	H	Maine	49 46								
159	H	Stony Brook	73 62	277	H	Vermont	61 32								
265	A	Binghamton	62 73	297	A	UMBC	66 52								
238	H	Albany (NY)	82 35	159	A	Stony Brook	64 36								

Non-Div I Games:

Hartford

■ Loss,
■ Non-Conf, S Site,
■ Home
■ Away
N Neutral

Average RPI Win:	202	WON-LOST	WINNING	LAST 10	STRENGTH OF	OPP. STRENGTH	TEAM	ADJ.	CONF.	ADJ CONF.
Average RPI Loss:	82	RECORD	PCT. RANK	GAMES	SCHEDULE	OF SCHEDULE	RPI	RPI	RPI	RPI
DIV. I ONLY	11- 8	134	1- 0	88	100	84	84	11	11	
DIV. I NON-CONF.	7- 6	153	1- 0	73	27	82	82	11	11	
TOTALS	RPI 1-25	RPI 26-50	W-L RECORDS	RPI 51-100	RPI 101-150	RPI 150+				
11- 8	0- 2	1- 0	OVERALL	0- 4	1- 1	9- 1				
3- 3	0- 1	0- 0	HOME	0- 2	1- 0	2- 0				
7- 5	0- 1	1- 0	AWAY	0- 2	0- 1	6- 1				
1- 0	0- 0	0- 0	NEUTRAL	0- 0	0- 0	1- 0				
7- 6	0- 2	1- 0	NON-CONFERENCE	0- 3	1- 1	5- 0				
2- 3	0- 1	0- 0	HOME	0- 2	1- 0	1- 0				
4- 3	0- 1	1- 0	AWAY	0- 1	0- 1	3- 0				
1- 0	0- 0	0- 0	NEUTRAL	0- 0	0- 0	1- 0				
4- 2	0- 0	0- 0	CONFERENCE	0- 1	0- 0	4- 1				
1- 0	0- 0	0- 0	HOME	0- 0	0- 0	1- 0				
3- 2	0- 0	0- 0	AWAY	0- 1	0- 0	3- 1				
0- 0	0- 0	0- 0	NEUTRAL	0- 0	0- 0	0- 0				

RPI 1-25				RPI 26-50				RPI 51-100 Team's RPI: 84				RPI 101+			
RPI	S	Opponent	Score	RPI	S	Opponent	Score	RPI	S	Opponent	Score	RPI	S	Opponent	Score
1	A	Notre Dame	58 103	35	A	California	85 79	51	A	Purdue	65 66	106	A	Hartford	60 73
19	H	Rutgers	49 60					66	H	Quinnipiac	67 72	142	H	Boston U.	67 47
								74	A	Yale	62 65	158	A	CSUN	75 55
								75	H	Maine	60 67	200	A	Dartmouth	73 57
												200	H	Dartmouth	56 46
												201	N	Jacksonville St.	69 62
												227	A	Brown	100 83
												228	A	Rhode Island	80 47
												264	A	Columbia	65 75
												273	A	Cornell	68 61
												278	A	Siena	73 54
												284	H	La Salle	88 43
LAST 12 Division I GAMES:															
158	A	CSUN	75 55	200	H	Dartmouth	56 46								
273	A	Cornell	68 61	35	A	California	85 79								
264	A	Columbia	65 75	228	A	Rhode Island	80 47								
227	A	Brown	100 83	142	H	Boston U.	67 47								
74	A	Yale	62 65	19	H	Rutgers	49 60								
200	A	Dartmouth	73 57	75	H	Maine	60 67								

Non-Div I Games:

Harvard

Average RPI Win:	228	WON-LOST	WINNING	LAST 10	STRENGTH OF	OPP. STRENGTH	TEAM	ADJ.	CONF.	ADJ CONF.
Average RPI Loss:	156	RECORD	PCT. RANK	GAMES	SCHEDULE	OF SCHEDULE	RPI	RPI	RPI	RPI
DIV. I ONLY	8- 13	239	0- 1	216	167	240	240	21	21	
DIV. I NON-CONF.	3- 9	271	0- 1	173	89	274	274	20	20	
TOTALS	RPI 1-25	RPI 26-50	W-L RECORDS	RPI 51-100	RPI 101-150	RPI 150+				
8- 13	0- 1	0- 1	OVERALL	2- 2	0- 1	6- 8				
4- 7	0- 1	0- 0	HOME	2- 2	0- 1	2- 3				
4- 5	0- 0	0- 0	AWAY	0- 0	0- 0	4- 5				
0- 1	0- 0	0- 1	NEUTRAL	0- 0	0- 0	0- 0				
3- 9	0- 1	0- 1	NON-CONFERENCE	1- 2	0- 1	2- 4				
2- 5	0- 1	0- 0	HOME	1- 2	0- 1	1- 1				
1- 3	0- 0	0- 0	AWAY	0- 0	0- 0	1- 3				
0- 1	0- 0	0- 1	NEUTRAL	0- 0	0- 0	0- 0				
5- 4	0- 0	0- 0	CONFERENCE	1- 0	0- 0	4- 4				
2- 2	0- 0	0- 0	HOME	1- 0	0- 0	1- 2				
3- 2	0- 0	0- 0	AWAY	0- 0	0- 0	3- 2				
0- 0	0- 0	0- 0	NEUTRAL	0- 0	0- 0	0- 0				

RPI 1-25				RPI 26-50				RPI 51-100				RPI 101+ Team's RPI: 240			
RPI	S	Opponent	Score	RPI	S	Opponent	Score	RPI	S	Opponent	Score	RPI	S	Opponent	Score
5	H	Stanford	59 81	50	N	Utah	48 73	70	H	FGCU	67 73	124	H	Pepperdine	64 65
								89	H	Idaho	69 61	158	H	CSUN	29 49
								91	H	UC Davis	65 60	161	H	Portland	65 72
								95	H	American	57 69	164	H	UC Riverside	55 60
												171	A	UC Irvine	70 68
												202	A	San Diego St.	57 58
												216	A	UNLV	66 61
												233	A	Nevada	78 79
												244	A	Cal St. Fullerton	68 72
												257	A	San Diego	50 58
												261	A	Long Beach St.	40 56
												293	A	UC Santa Barbara	47 35
												310	A	Cal Poly	71 54
												310	H	Cal Poly	70 52
												343	H	Seattle U	67 51
LAST 12 Division I GAMES:															
				50	N	Utah	48 73	310	A	Cal Poly	71 54				
				261	A	Long Beach St.	40 56	158	H	CSUN	29 49				
				171	A	UC Irvine	70 68	91	H	UC Davis	65 60				
				310	H	Cal Poly	70 52	244	A	Cal St. Fullerton	68 72				
				164	H	UC Riverside	55 60	233	A	Nevada	78 79				
				293	A	UC Santa Barbara	47 35	216	A	UNLV	66 61				

Non-Div I Games: Hawaii Pacific 66 51

Hawaii

■ Loss,
 ■ Non-Conf, S Site,
 ■ Home
 ■ Away
 N Neutral

Average RPI Win:	274	WON-LOST	WINNING	LAST 10	STRENGTH OF	OPP. STRENGTH	TEAM	ADJ.	CONF.	ADJ CONF.
Average RPI Loss:	97	RECORD	PCT. RANK	GAMES	SCHEDULE	OF SCHEDULE	RPI	RPI	RPI	RPI
DIV. I ONLY	13- 7	96	0- 1	217	303	133	133	28	28	
DIV. I NON-CONF.	5- 4	139	0- 0	135	235	111	111	29	29	
TOTALS	RPI 1-25	RPI 26-50	W-L RECORDS	RPI 51-100	RPI 101-150	RPI 150+				
13- 7	0- 0	0- 1	OVERALL	1- 4	0- 1	12- 1				
9- 1	0- 0	0- 0	HOME	1- 1	0- 0	8- 0				
4- 6	0- 0	0- 1	AWAY	0- 3	0- 1	4- 1				
0- 0	0- 0	0- 0	NEUTRAL	0- 0	0- 0	0- 0				
5- 4	0- 0	0- 1	NON-CONFERENCE	1- 2	0- 1	4- 0				
4- 0	0- 0	0- 0	HOME	1- 0	0- 0	3- 0				
1- 4	0- 0	0- 1	AWAY	0- 2	0- 1	1- 0				
0- 0	0- 0	0- 0	NEUTRAL	0- 0	0- 0	0- 0				
8- 3	0- 0	0- 0	CONFERENCE	0- 2	0- 0	8- 1				
5- 1	0- 0	0- 0	HOME	0- 1	0- 0	5- 0				
3- 2	0- 0	0- 0	AWAY	0- 1	0- 0	3- 1				
0- 0	0- 0	0- 0	NEUTRAL	0- 0	0- 0	0- 0				

RPI 1-25				RPI 26-50				RPI 51-100				RPI 101+ Team's RPI: 133			
RPI	S	Opponent	Score	RPI	S	Opponent	Score	RPI	S	Opponent	Score	RPI	S	Opponent	Score
				27	A	Kentucky	49 71	57	A	Clemson	64 83	148	A	Davidson	62 71
								62	A	Miami (OH)	55 68	190	H	Hampton	82 73
								94	A	Radford	58 80	194	A	UNC Asheville	56 67
								94	H	Radford	79 84	241	H	Campbell	65 60
								95	H	American	66 61	246	A	ETSU	73 65
												260	A	Gardner-Webb	78 61
												263	H	Winthrop	56 54
												274	H	Norfolk St.	83 51
												313	H	UNC Greensboro	82 75
												316	H	Charleston So.	71 64
												335	H	Presbyterian	79 40
												340	A	USC Upstate	87 61
												341	H	N.C. Central	80 69
												342	A	Longwood	65 54
LAST 12 Division I GAMES:															
				94	H	Radford	79 84	194	A	UNC Asheville	56 67				
				342	A	Longwood	65 54	260	A	Gardner-Webb	78 61				
				190	H	Hampton	82 73	335	H	Presbyterian	79 40				
				263	H	Winthrop	56 54	94	A	Radford	58 80				
				316	H	Charleston So.	71 64	340	A	USC Upstate	87 61				
				241	H	Campbell	65 60	246	A	ETSU	73 65				

Non-Div I Games: Greensboro 102 50 Mars Hill 86 36

High Point

■ Loss,
 ■ Non-Conf,
 ■ S Site,
 ■ H Home
 ■ A Away
 N Neutral

Hofstra

Through Games Of Feb. 10, 2019

Average RPI Win: 234	WON-LOST	WINNING	LAST 10	STRENGTH OF	OPP. STRENGTH	TEAM	ADJ.	CONF.	ADJ CONF.
Average RPI Loss: 148	RECORD	PCT. RANK	GAMES	SCHEDULE	OF SCHEDULE	RPI	RPI	RPI	RPI
DIV. I ONLY	6- 16	290	0- 1	137	226	254	254	10	10
DIV. I NON-CONF.	5- 6	177	0- 0	248	334	219	219	10	10
TOTALS	RPI 1-25	RPI 26-50	W-L RECORDS	RPI 51-100	RPI 101-150	RPI 150+			
6- 16	0- 0	0- 2	OVERALL	1- 2	0- 4	5- 8			
2- 8	0- 0	0- 1	HOME	1- 1	0- 1	1- 5			
3- 6	0- 0	0- 1	AWAY	0- 0	0- 2	3- 3			
1- 2	0- 0	0- 0	NEUTRAL	0- 1	0- 1	1- 0			
5- 6	0- 0	0- 0	NON-CONFERENCE	0- 1	0- 1	5- 4			
1- 2	0- 0	0- 0	HOME	0- 0	0- 0	1- 2			
3- 2	0- 0	0- 0	AWAY	0- 0	0- 0	3- 2			
1- 2	0- 0	0- 0	NEUTRAL	0- 1	0- 1	1- 0			
1- 10	0- 0	0- 2	CONFERENCE	1- 1	0- 3	0- 4			
1- 6	0- 0	0- 1	HOME	1- 1	0- 1	0- 3			
0- 4	0- 0	0- 1	AWAY	0- 0	0- 2	0- 1			
0- 0	0- 0	0- 0	NEUTRAL	0- 0	0- 0	0- 0			

RPI S	Opponent	Score	RPI S	Opponent	Score	RPI S	Opponent	Score	RPI S	Opponent	Score	Team's RPI: 254
36	A James Madison	54 77	36	H James Madison	44 59	76	N Wright St.	64 93	109	A UNCW	54 89	
						77	H Drexel	49 61	115	A Towson	68 92	
						78	H Northeastern	78 61	115	H Towson	56 68	
									146	N Marist	57 71	
									151	H Delaware	59 78	
									159	A Stony Brook	49 77	
									163	H William & Mary	55 60	
									191	H Elon	64 77	
									208	A Holy Cross	66 72	
									210	A St. Bonaventure	67 59	
									212	N Stetson	53 50	
									223	H Sacred Heart	64 70	
									264	H Columbia	63 65	
									278	A Siena	57 50	
									291	A Col. of Charleston	62 70	
									297	A UMBC	45 42	
									331	H Iona	74 49	
LAST 12 Division I GAMES:												
36	H James Madison	44 59	151	H Delaware	59 78							
115	H Towson	56 68	115	A Towson	68 92							
291	A Col. of Charleston	62 70	36	A James Madison	54 77							
109	A UNCW	54 89	191	H Elon	64 77							
78	H Northeastern	78 61	163	H William & Mary	55 60							
77	H Drexel	49 61	278	A Siena	57 50							

Non-Div I Games: Wilmington (DE) 77 56

Hofstra

Loss, Non-Conf, S Site, H Home A Away N Neutral

Holy Cross

Through Games Of Feb. 10, 2019

Average RPI Win:	267	WON-LOST	WINNING	LAST 10	STRENGTH OF	OPP. STRENGTH	TEAM	ADJ.	CONF.	ADJ CONF.
Average RPI Loss:	189	RECORD	PCT. RANK	GAMES	SCHEDULE	OF SCHEDULE	RPI	RPI	RPI	RPI
DIV. I ONLY	13- 9	123	1- 0	331	259	208	208	19	19	
DIV. I NON-CONF.	8- 3	72	0- 0	336	287	201	201	22	22	
TOTALS	RPI 1-25	RPI 26-50	W-L RECORDS	RPI 51-100	RPI 101-150	RPI 150+				
13- 9	0- 0	0- 1	OVERALL	0- 1	1- 1	12- 6				
9- 2	0- 0	0- 0	HOME	0- 0	1- 0	8- 2				
4- 7	0- 0	0- 1	AWAY	0- 1	0- 1	4- 4				
0- 0	0- 0	0- 0	NEUTRAL	0- 0	0- 0	0- 0				
8- 3	0- 0	0- 0	NON-CONFERENCE	0- 0	0- 1	8- 2				
5- 1	0- 0	0- 0	HOME	0- 0	0- 0	5- 1				
3- 2	0- 0	0- 0	AWAY	0- 0	0- 1	3- 1				
0- 0	0- 0	0- 0	NEUTRAL	0- 0	0- 0	0- 0				
5- 6	0- 0	0- 1	CONFERENCE	0- 1	1- 0	4- 4				
4- 1	0- 0	0- 0	HOME	0- 0	1- 0	3- 1				
1- 5	0- 0	0- 1	AWAY	0- 1	0- 0	1- 3				
0- 0	0- 0	0- 0	NEUTRAL	0- 0	0- 0	0- 0				

RPI S	Opponent	Score	RPI S	Opponent	Score	RPI S	Opponent	Score	RPI S	Opponent	Score	Team's RPI: 208
46	A Bucknell	71 75	95	A American	58 70	105	A Boston College	63 89	142	H Boston U.	75 69	
						154	A Lehigh	55 64	177	H Rider	71 61	
						206	A Navy	47 54	227	H Brown	85 89	
						228	H Rhode Island	73 65	238	A Albany (NY)	56 50	
						247	H Colgate	67 70	254	H Hofstra	72 66	
						277	A Vermont	65 40	302	H Army West Point	58 39	
						305	A Bryant	81 62	306	H Manhattan	61 53	
						307	A Loyola Maryland	58 48	307	H Loyola Maryland	78 60	
						311	A New Hampshire	62 74	312	A Lafayette	63 73	
						312	H Lafayette	56 53	320	H UMass Lowell	63 54	
LAST 12 Division I GAMES:												
307	A Loyola Maryland	58 48	206	A Navy	47 54							
312	H Lafayette	56 53	307	H Loyola Maryland	78 60							
95	A American	58 70	154	A Lehigh	55 64							
46	A Bucknell	71 75	312	A Lafayette	63 73							
302	H Army West Point	58 39	247	H Colgate	67 70							
142	H Boston U.	75 69	305	A Bryant	81 62							

Non-Div I Games:

Holy Cross

■ Loss,
 ■ Non-Conf,
 ■ S Site,
 ■ H Home
 ■ A Away
 N Neutral

Average RPI Win:	199	WON-LOST	WINNING	LAST 10	STRENGTH OF	OPP. STRENGTH	TEAM	ADJ.	CONF.	ADJ CONF.
Average RPI Loss:	72	RECORD	PCT. RANK	GAMES	SCHEDULE	OF SCHEDULE	RPI	RPI	RPI	RPI
DIV. I ONLY	12- 11	157	1- 0	79	83	100	100	9	9	
DIV. I NON-CONF.	6- 7	172	0- 0	81	92	108	108	9	9	
TOTALS	RPI 1-25	RPI 26-50	W-L RECORDS	RPI 51-100	RPI 101-150	RPI 150+				
12- 11	0- 3	1- 2	OVERALL	0- 3	2- 1	9- 2				
4- 5	0- 2	1- 1	HOME	0- 1	1- 1	2- 0				
8- 6	0- 1	0- 1	AWAY	0- 2	1- 0	7- 2				
0- 0	0- 0	0- 0	NEUTRAL	0- 0	0- 0	0- 0				
6- 7	0- 1	1- 2	NON-CONFERENCE	0- 2	0- 1	5- 1				
1- 4	0- 1	1- 1	HOME	0- 1	0- 1	0- 0				
5- 3	0- 0	0- 1	AWAY	0- 1	0- 0	5- 1				
0- 0	0- 0	0- 0	NEUTRAL	0- 0	0- 0	0- 0				
6- 4	0- 2	0- 0	CONFERENCE	0- 1	2- 0	4- 1				
3- 1	0- 1	0- 0	HOME	0- 0	1- 0	2- 0				
3- 3	0- 1	0- 0	AWAY	0- 1	1- 0	2- 1				
0- 0	0- 0	0- 0	NEUTRAL	0- 0	0- 0	0- 0				

RPI 1-25				RPI 26-50				RPI 51-100				Team's RPI: 100		RPI 101+			
RPI	S	Opponent	Score	RPI	S	Opponent	Score	RPI	S	Opponent	Score		RPI	S	Opponent	Score	
7	H	UConn	61 81	35	A	California	79 80	70	A	FGCU	71 76		105	H	Boston College	57 64	
14	A	UCF	56 58	43	H	Georgia Tech	95 89	86	A	Cincinnati	57 68		147	H	Tulsa	76 44	
20	H	Texas A&M	52 68	48	H	New Mexico	84 89	90	H	UT Arlington	61 65		149	A	South Fla.	54 52	
													152	A	Louisiana Tech	88 100	
													170	A	Temple	65 76	
													170	H	Temple	78 65	
													193	A	Southern Miss.	61 44	
													203	A	George Mason	66 56	
													205	A	SMU	72 61	
													205	H	SMU	69 68	
													246	A	ETSU	84 77	
													248	A	Wichita St.	66 58	
													264	A	Columbia	83 72	
													318	A	Incarinate Word	79 60	
LAST 12 Division I GAMES:																	
				149	A	South Fla.	54 52					248	A	Wichita St.	66 58		
				170	A	Temple	65 76					170	H	Temple	78 65		
				205	H	SMU	69 68					205	A	SMU	72 61		
				14	A	UCF	56 58					7	H	UConn	61 81		
				147	H	Tulsa	76 44					193	A	Southern Miss.	61 44		
				86	A	Cincinnati	57 68					203	A	George Mason	66 56		

Non-Div I Games:

Houston

■ Loss,
 ■ Non-Conf, S Site,
 ■ Home
 ■ Away
 N Neutral

Houston Baptist

Through Games Of Feb. 10, 2019

Average RPI Win:	310	WON-LOST	WINNING	LAST 10	STRENGTH OF	OPP. STRENGTH	TEAM	ADJ.	CONF.	ADJ CONF.
Average RPI Loss:	181	RECORD	PCT. RANK	GAMES	SCHEDULE	OF SCHEDULE	RPI	RPI	RPI	RPI
DIV. I ONLY	3- 13	322	0- 0	277	265	332	332	25	25	
DIV. I NON-CONF.	1- 5	311	0- 0	277	155	331	331	23	23	
TOTALS	RPI 1-25	RPI 26-50	W-L RECORDS	RPI 51-100	RPI 101-150	RPI 150+				
3- 13	0- 0	0- 0	OVERALL	0- 2	0- 2	3- 9				
3- 4	0- 0	0- 0	HOME	0- 0	0- 0	3- 4				
0- 9	0- 0	0- 0	AWAY	0- 2	0- 2	0- 5				
0- 0	0- 0	0- 0	NEUTRAL	0- 0	0- 0	0- 0				
1- 5	0- 0	0- 0	NON-CONFERENCE	0- 0	0- 2	1- 3				
1- 1	0- 0	0- 0	HOME	0- 0	0- 0	1- 1				
0- 4	0- 0	0- 0	AWAY	0- 0	0- 2	0- 2				
0- 0	0- 0	0- 0	NEUTRAL	0- 0	0- 0	0- 0				
2- 8	0- 0	0- 0	CONFERENCE	0- 2	0- 0	2- 6				
2- 3	0- 0	0- 0	HOME	0- 0	0- 0	2- 3				
0- 5	0- 0	0- 0	AWAY	0- 2	0- 0	0- 3				
0- 0	0- 0	0- 0	NEUTRAL	0- 0	0- 0	0- 0				

RPI	S	Opponent	Score	RPI	S	Opponent	Score	RPI	S	Opponent	Score	RPI	S	Opponent	Score	Team's RPI: 332
53	A	SFA	65	59	A	Lamar University	63	53	A	Oklahoma St.	77	102	A	Texas Tech	82	
								167	H	Abilene Christian	72	135	A	North Texas	100	
								172	A	Oral Roberts	74	176	H	Nicholls St.	77	
								180	A	Sam Houston St.	74	187	H	Wichita St.	68	
								248	A	A&M-Corpus Christi	70	267	H	Southeastern La.	73	
								276	A	La.-Monroe	60	295	H	New Orleans	74	
								317	H	Incarinate Word	59	318	H	McNeese	81	
								330	A							
LAST 12 Division I GAMES:																
53	A	SFA	65	167	H	Abilene Christian	72	180	A	Nicholls St.	77	59	A	Lamar University	63	
267	H	A&M-Corpus Christi	70	317	H	New Orleans	74	295	H	La.-Monroe	60	176	H	Oral Roberts	74	
318	H	Incarinate Word	59	59	A	Lamar University	63									
330	A	McNeese	81	276	A	Southeastern La.	73									
276	A	Southeastern La.	73	187	H	Sam Houston St.	74									

Non-Div I Games: Howard Payne 93 60 Tex. A&M Int'l 81 48 McMurry 92 41 Southwest (NM) 100 57
Houston Baptist

Loss, Non-Conf, S Site, H Home A Away N Neutral

Average RPI Win: 294	WON-LOST	WINNING	LAST 10	STRENGTH OF	OPP. STRENGTH	TEAM	ADJ.	CONF.	ADJ CONF.
Average RPI Loss: 181	RECORD	PCT. RANK	GAMES	SCHEDULE	OF SCHEDULE	RPI	RPI	RPI	RPI
DIV. I ONLY	13- 9	123	1- 0	337	334	226	226	32	32
DIV. I NON-CONF.	7- 6	153	0- 0	298	283	203	203	32	32
<hr/>									
TOTALS	RPI 1-25	RPI 26-50	W-L RECORDS	RPI 51-100	RPI 101-150	RPI 150+			
13- 9	0- 1	0- 0	OVERALL	0- 1	0- 0	13- 7			
7- 3	0- 0	0- 0	HOME	0- 0	0- 0	7- 3			
6- 6	0- 1	0- 0	AWAY	0- 1	0- 0	6- 4			
0- 0	0- 0	0- 0	NEUTRAL	0- 0	0- 0	0- 0			
7- 6	0- 1	0- 0	NON-CONFERENCE	0- 1	0- 0	7- 4			
2- 2	0- 0	0- 0	HOME	0- 0	0- 0	2- 2			
5- 4	0- 1	0- 0	AWAY	0- 1	0- 0	5- 2			
0- 0	0- 0	0- 0	NEUTRAL	0- 0	0- 0	0- 0			
6- 3	0- 0	0- 0	CONFERENCE	0- 0	0- 0	6- 3			
5- 1	0- 0	0- 0	HOME	0- 0	0- 0	5- 1			
1- 2	0- 0	0- 0	AWAY	0- 0	0- 0	1- 2			
0- 0	0- 0	0- 0	NEUTRAL	0- 0	0- 0	0- 0			

RPI 1-25				RPI 26-50				RPI 51-100				RPI 101+ Team's RPI: 226			
RPI	S	Opponent	Score	RPI	S	Opponent	Score	RPI	S	Opponent	Score	RPI	S	Opponent	Score
25	A	North Carolina	63 85					86	A	Cincinnati	51 85	156	H	Mercer	70 85
												163	A	William & Mary	75 88
												179	A	UMES	72 80
												179	H	UMES	73 80
												203	H	George Mason	73 59
												235	A	Niagara	68 61
												241	A	Campbell	69 64
												255	A	Richmond	60 67
												259	H	Bethune-Cookman	61 40
												274	H	Norfolk St.	74 70
												278	H	Siena	81 86
												284	A	La Salle	57 54
												289	H	Morgan St.	79 56
												304	A	South Carolina St.	63 72
												321	H	NJIT	77 57
												325	A	FIU	89 62
												344	A	Fairleigh Dickinson	79 58
												345	H	Delaware St.	78 62
												349	A	Florida A&M	81 59
												349	H	Florida A&M	74 68
LAST 12 Division I GAMES:															
349	A	Florida A&M	81 59	259	H	Bethune-Cookman	61 40	179	A	UMES	72 80				
274	H	Norfolk St.	74 70	349	H	Florida A&M	74 68	25	A	North Carolina	63 85				
179	H	UMES	73 80	86	A	Cincinnati	51 85	156	H	Mercer	70 85				
345	H	Delaware St.	78 62												
304	A	South Carolina St.	63 72												
289	H	Morgan St.	79 56												

Non-Div I Games:

Howard

Average RPI Win: 220	WON-LOST	WINNING	LAST 10	STRENGTH OF	OPP. STRENGTH	TEAM	ADJ.	CONF.	ADJ CONF.
Average RPI Loss: 114	RECORD	PCT. RANK	GAMES	SCHEDULE	OF SCHEDULE	RPI	RPI	RPI	RPI
DIV. I ONLY	14- 9	113	1- 0	162	190	123	123	20	20
DIV. I NON-CONF.	5- 5	162	0- 0	67	109	88	88	18	18
TOTALS	RPI 1-25	RPI 26-50	W-L RECORDS	RPI 51-100	RPI 101-150	RPI 150+			
14- 9	0- 1	0- 1	OVERALL	1- 3	3- 1	10- 3			
7- 3	0- 0	0- 1	HOME	0- 2	2- 0	5- 0			
6- 6	0- 1	0- 0	AWAY	1- 1	0- 1	5- 3			
1- 0	0- 0	0- 0	NEUTRAL	0- 0	1- 0	0- 0			
5- 5	0- 1	0- 1	NON-CONFERENCE	0- 1	2- 0	3- 2			
1- 2	0- 0	0- 1	HOME	0- 1	1- 0	0- 0			
3- 3	0- 1	0- 0	AWAY	0- 0	0- 0	3- 2			
1- 0	0- 0	0- 0	NEUTRAL	0- 0	1- 0	0- 0			
9- 4	0- 0	0- 0	CONFERENCE	1- 2	1- 1	7- 1			
6- 1	0- 0	0- 0	HOME	0- 1	1- 0	5- 0			
3- 3	0- 0	0- 0	AWAY	1- 1	0- 1	2- 1			
0- 0	0- 0	0- 0	NEUTRAL	0- 0	0- 0	0- 0			

RPI 1-25				RPI 26-50				RPI 51-100				RPI 101+ Team's RPI: 123			
RPI	S	Opponent	Score	RPI	S	Opponent	Score	RPI	S	Opponent	Score	RPI	S	Opponent	Score
11	A	Iowa	58 72	32	H	Ohio	66 73	67	A	Green Bay	67 63	112	N	VCU	63 61
								76	A	Wright St.	59 66	128	A	Youngstown St.	52 70
								76	H	Wright St.	75 78	128	H	Youngstown St.	64 44
								83	H	UNI	40 53	134	H	UT Martin	73 72
												160	A	Southern Ill.	73 78
												174	A	Indiana St.	64 59
												185	A	Wisconsin	64 65
												192	A	Milwaukee	67 66
												198	A	Ole Miss	66 58
												268	A	Cleveland St.	75 50
												268	H	Cleveland St.	64 36
												279	A	Northern Ky.	57 60
												279	H	Northern Ky.	70 48
												296	A	UTSA	58 50
												301	H	Oakland	82 53
												329	H	UIC	71 43
												337	H	Detroit Mercy	82 47
LAST 12 Division I GAMES:															
268	H	Cleveland St.	64 36	329	H	UIC	71 43								
128	H	Youngstown St.	64 44	301	H	Oakland	82 53								
76	A	Wright St.	59 66	337	H	Detroit Mercy	82 47								
279	A	Northern Ky.	57 60	128	A	Youngstown St.	52 70								
67	A	Green Bay	67 63	268	A	Cleveland St.	75 50								
192	A	Milwaukee	67 66	279	H	Northern Ky.	70 48								

Non-Div I Games: Purdue Northwest 101 40

IUPUI

■ Loss,
 ■ Non-Conf, S Site,
 ■ Home
 ■ Away
 N Neutral

Idaho

Through Games Of Feb. 10, 2019

Average RPI Win: 189	WON-LOST	WINNING	LAST 10	STRENGTH OF	OPP. STRENGTH	TEAM	ADJ.	CONF.	ADJ CONF.
Average RPI Loss: 113	RECORD	PCT. RANK	GAMES	SCHEDULE	OF SCHEDULE	RPI	RPI	RPI	RPI
DIV. I ONLY	13- 8	111	1- 0	130	112	89	89	16	16
DIV. I NON-CONF.	3- 6	241	0- 0	57	48	143	143	12	12
TOTALS	RPI 1-25	RPI 26-50	W-L RECORDS	RPI 51-100	RPI 101-150	RPI 150+			
13- 8	0- 2	0- 1	OVERALL	0- 1	5- 1	8- 3			
7- 1	0- 0	0- 0	HOME	0- 0	2- 1	5- 0			
6- 6	0- 2	0- 1	AWAY	0- 0	3- 0	3- 3			
0- 1	0- 0	0- 0	NEUTRAL	0- 1	0- 0	0- 0			
3- 6	0- 2	0- 1	NON-CONFERENCE	0- 1	1- 0	2- 2			
2- 0	0- 0	0- 0	HOME	0- 0	0- 0	2- 0			
1- 5	0- 2	0- 1	AWAY	0- 0	1- 0	0- 2			
0- 1	0- 0	0- 0	NEUTRAL	0- 1	0- 0	0- 0			
10- 2	0- 0	0- 0	CONFERENCE	0- 0	4- 1	6- 1			
5- 1	0- 0	0- 0	HOME	0- 0	2- 1	3- 0			
5- 1	0- 0	0- 0	AWAY	0- 0	2- 0	3- 1			
0- 0	0- 0	0- 0	NEUTRAL	0- 0	0- 0	0- 0			

RPI 1-25				RPI 26-50				RPI 51-100				Team's RPI: 89	RPI 101+			
RPI	S	Opponent	Score	RPI	S	Opponent	Score	RPI	S	Opponent	Score		RPI	S	Opponent	Score
5	A	Stanford	71 115	47	A	Wyoming	61 64	65	N	Boise St.	85 91		101	A	Idaho St.	86 72
13	A	Gonzaga	51 88										104	H	Northern Colo.	72 86
													135	A	Texas Tech	88 77
													137	A	Montana St.	82 66
													137	H	Montana St.	90 65
													139	H	Portland St.	80 78
													158	H	CSUN	88 73
													165	A	Montana	79 82
													165	H	Montana	76 68
													197	H	Eastern Wash.	84 68
													229	H	Sacramento St.	104 66
													234	A	Northern Ariz.	86 69
													239	H	San Francisco	70 63
													240	A	Hawaii	61 69
													261	A	Long Beach St.	63 70
													270	A	Southern Utah	82 70
													314	A	Weber St.	79 74
LAST 12 Division I GAMES:																
137	H	Montana St.	90 65	165	A	Montana	79 82									
165	H	Montana	76 68	137	A	Montana St.	82 66									
270	A	Southern Utah	82 70	104	H	Northern Colo.	72 86									
234	A	Northern Ariz.	86 69	197	H	Eastern Wash.	84 68									
139	H	Portland St.	80 78	314	A	Weber St.	79 74									
229	H	Sacramento St.	104 66	101	A	Idaho St.	86 72									

Non-Div I Games:

Idaho

■ Loss,
 ■ Non-Conf,
 S Site,
 ■ Home
 ■ Away
 N Neutral

Average RPI Win:	225	WON-LOST	WINNING	LAST 10	STRENGTH OF	OPP. STRENGTH	TEAM	ADJ.	CONF.	ADJ CONF.
Average RPI Loss:	88	RECORD	PCT. RANK	GAMES	SCHEDULE	OF SCHEDULE	RPI	RPI	RPI	RPI
DIV. I ONLY	14- 7	80	1- 0	154	188	101	101	16	16	
DIV. I NON-CONF.	4- 4	162	0- 0	31	230	69	69	12	12	
TOTALS	RPI 1-25	RPI 26-50	W-L RECORDS	RPI 51-100	RPI 101-150	RPI 150+				
14- 7	0- 1	0- 2	OVERALL	0- 2	3- 1	11- 1				
7- 2	0- 0	0- 0	HOME	0- 1	2- 0	5- 1				
6- 4	0- 1	0- 1	AWAY	0- 1	1- 1	5- 0				
1- 1	0- 0	0- 1	NEUTRAL	0- 0	0- 0	1- 0				
4- 4	0- 1	0- 2	NON-CONFERENCE	0- 1	1- 0	3- 0				
2- 0	0- 0	0- 0	HOME	0- 0	1- 0	1- 0				
1- 3	0- 1	0- 1	AWAY	0- 1	0- 0	1- 0				
1- 1	0- 0	0- 1	NEUTRAL	0- 0	0- 0	1- 0				
10- 3	0- 0	0- 0	CONFERENCE	0- 1	2- 1	8- 1				
5- 2	0- 0	0- 0	HOME	0- 1	1- 0	4- 1				
5- 1	0- 0	0- 0	AWAY	0- 0	1- 1	4- 0				
0- 0	0- 0	0- 0	NEUTRAL	0- 0	0- 0	0- 0				

RPI 1-25				RPI 26-50				RPI 51-100				RPI 101+ Team's RPI: 101			
RPI	S	Opponent	Score	RPI	S	Opponent	Score	RPI	S	Opponent	Score	RPI	S	Opponent	Score
13	A	Gonzaga	51 70	43	N	Georgia Tech	51 74	80	A	Arizona	46 71	104	A	Northern Colo.	56 60
				50	A	Utah	60 74	89	H	Idaho	72 86	124	H	Pepperdine	65 63
												137	H	Montana St.	61 43
												139	A	Portland St.	58 57
												165	H	Montana	50 34
												197	H	Eastern Wash.	63 48
												229	A	Sacramento St.	56 42
												229	H	Sacramento St.	73 43
												234	A	Northern Ariz.	80 69
												234	H	Northern Ariz.	77 81
												262	A	California Baptist	72 57
												270	A	Southern Utah	69 57
												270	H	Southern Utah	80 47
												281	H	Utah Valley	80 68
												300	N	Kennesaw St.	60 49
												314	A	Weber St.	70 57
LAST 12 Division I GAMES:															
270	H	Southern Utah	80 47	104	A	Northern Colo.	56 60								
234	H	Northern Ariz.	77 81	229	H	Sacramento St.	73 43								
139	A	Portland St.	58 57	314	A	Weber St.	70 57								
229	A	Sacramento St.	56 42	234	A	Northern Ariz.	80 69								
137	H	Montana St.	61 43	270	A	Southern Utah	69 57								
165	H	Montana	50 34	197	H	Eastern Wash.	63 48								

Non-Div I Games: Benedictine Mesa 88 51

Idaho St.

■ Loss,
 ■ Non-Conf, S Site,
 ■ Home
 ■ Away
 N Neutral

Average RPI Win:	236	WON-LOST	WINNING	LAST 10	STRENGTH OF	OPP. STRENGTH	TEAM	ADJ.	CONF.	ADJ CONF.
Average RPI Loss:	71	RECORD	PCT. RANK	GAMES	SCHEDULE	OF SCHEDULE	RPI	RPI	RPI	RPI
DIV. I ONLY	10- 14	224	1- 0	105	80	186	186	4	4	
DIV. I NON-CONF.	8- 3	72	0- 0	287	255	179	179	6	6	
TOTALS	RPI 1-25	RPI 26-50	W-L RECORDS	RPI 51-100	RPI 101-150	RPI 150+				
10- 14	0- 4	0- 2	OVERALL	0- 5	1- 2	9- 1				
8- 7	0- 3	0- 2	HOME	0- 2	0- 0	8- 0				
2- 6	0- 1	0- 0	AWAY	0- 3	1- 2	1- 0				
0- 1	0- 0	0- 0	NEUTRAL	0- 0	0- 0	0- 1				
8- 3	0- 0	0- 1	NON-CONFERENCE	0- 1	0- 0	8- 1				
7- 1	0- 0	0- 1	HOME	0- 0	0- 0	7- 0				
1- 1	0- 0	0- 0	AWAY	0- 1	0- 0	1- 0				
0- 1	0- 0	0- 0	NEUTRAL	0- 0	0- 0	0- 1				
2- 11	0- 4	0- 1	CONFERENCE	0- 4	1- 2	1- 0				
1- 6	0- 3	0- 1	HOME	0- 2	0- 0	1- 0				
1- 5	0- 1	0- 0	AWAY	0- 2	1- 2	0- 0				
0- 0	0- 0	0- 0	NEUTRAL	0- 0	0- 0	0- 0				

RPI 1-25				RPI 26-50				RPI 51-100				RPI 101+ Team's RPI: 186			
RPI	S	Opponent	Score	RPI	S	Opponent	Score	RPI	S	Opponent	Score	RPI	S	Opponent	Score
11	H	Iowa	75 94	33	H	Missouri	45 67	51	A	Purdue	50 72	107	A	Ohio St.	70 78
17	H	Maryland	66 80	40	H	Indiana	83 85	57	A	Clemson	67 69	111	A	Minnesota	66 62
19	H	Rutgers	60 71					88	A	Northwestern	45 68	130	A	Penn St.	48 62
23	A	Michigan St.	60 77					88	H	Northwestern	56 64	174	H	Indiana St.	75 57
								96	H	Nebraska	67 77	184	H	Eastern Mich.	72 66
												185	H	Wisconsin	78 68
												229	N	Sacramento St.	107 109
												256	H	SIUE	74 57
												264	H	Columbia	76 69
												282	H	Murray St.	84 52
												292	H	Valparaiso	73 54
												299	H	Alabama A&M	88 60
												310	A	Cal Poly	74 51
LAST 12 Division I GAMES:															
185	H	Wisconsin	78 68	11	H	Iowa	75 94	96	H	Nebraska	67 77	130	A	Penn St.	48 62
51	A	Purdue	50 72	17	H	Maryland	66 80	19	H	Rutgers	60 71	111	A	Minnesota	66 62
107	A	Ohio St.	70 78	88	H	Northwestern	56 64	88	A	Northwestern	45 68				
23	A	Michigan St.	60 77												

Non-Div I Games:

Illinois

■ Loss,
■ Non-Conf,
■ S Site,
■ H Home
■ A Away
N Neutral

Average RPI Win:	242	WON-LOST	WINNING	LAST 10	STRENGTH OF	OPP. STRENGTH	TEAM	ADJ.	CONF.	ADJ CONF.
Average RPI Loss:	157	RECORD	PCT. RANK	GAMES	SCHEDULE	OF SCHEDULE	RPI	RPI	RPI	RPI
DIV. I ONLY	12- 9	135	1- 0	276	224	189	189	13	13	
DIV. I NON-CONF.	6- 4	125	0- 0	302	318	182	182	14	14	
TOTALS	RPI 1-25	RPI 26-50	W-L RECORDS	RPI 51-100	RPI 101-150	RPI 150+				
12- 9	0- 1	0- 1	OVERALL	1- 1	0- 0	11- 6				
8- 3	0- 1	0- 0	HOME	1- 1	0- 0	7- 1				
4- 6	0- 0	0- 1	AWAY	0- 0	0- 0	4- 5				
0- 0	0- 0	0- 0	NEUTRAL	0- 0	0- 0	0- 0				
6- 4	0- 0	0- 1	NON-CONFERENCE	0- 0	0- 0	6- 3				
4- 0	0- 0	0- 0	HOME	0- 0	0- 0	4- 0				
2- 4	0- 0	0- 1	AWAY	0- 0	0- 0	2- 3				
0- 0	0- 0	0- 0	NEUTRAL	0- 0	0- 0	0- 0				
6- 5	0- 1	0- 0	CONFERENCE	1- 1	0- 0	5- 3				
4- 3	0- 1	0- 0	HOME	1- 1	0- 0	3- 1				
2- 2	0- 0	0- 0	AWAY	0- 0	0- 0	2- 2				
0- 0	0- 0	0- 0	NEUTRAL	0- 0	0- 0	0- 0				

RPI 1-25				RPI 26-50				RPI 51-100				RPI 101+ Team's RPI: 189			
RPI	S	Opponent	Score	RPI	S	Opponent	Score	RPI	S	Opponent	Score	RPI	S	Opponent	Score
21	H	Drake	64 82	44	A	Butler	56 58	63	H	Missouri St.	47 59	155	H	Bradley	68 79
								83	H	UNI	66 64	160	H	Southern Ill.	60 52
												174	A	Indiana St.	44 59
												174	H	Indiana St.	78 70
												184	A	Eastern Mich.	41 50
												195	H	Saint Louis	72 67
												224	H	North Dakota	67 55
												237	A	UMKC	62 55
												249	A	Loyola Chicago	59 62
												256	A	SIUE	61 68
												268	A	Cleveland St.	63 67
												279	A	Northern Ky.	58 53
												286	H	Austin Peay	61 49
												292	A	Valparaiso	70 67
												301	H	Oakland	62 56
												336	A	Evansville	72 61
												336	H	Evansville	82 59
LAST 12 Division I GAMES:															
174	H	Indiana St.	78 70	160	H	Southern Ill.	60 52								
336	H	Evansville	82 59	336	A	Evansville	72 61								
292	A	Valparaiso	70 67	174	A	Indiana St.	44 59								
249	A	Loyola Chicago	59 62	21	H	Drake	64 82								
155	H	Bradley	68 79	83	H	UNI	66 64								
63	H	Missouri St.	47 59	237	A	UMKC	62 55								

Non-Div I Games: Maryville (MO) 61 52

Illinois St.

Indiana

Through Games Of Feb. 10, 2019

Average RPI Win:	126	WON-LOST	WINNING	LAST 10	STRENGTH OF	OPP. STRENGTH	TEAM	ADJ.	CONF.	ADJ CONF.
Average RPI Loss:	86	RECORD	PCT. RANK	GAMES	SCHEDULE	OF SCHEDULE	RPI	RPI	RPI	RPI
DIV. I ONLY	17- 7	69	0- 1	58	49	40	40	4	4	
DIV. I NON-CONF.	11- 1	13	0- 0	111	65	20	20	6	6	
TOTALS	RPI 1-25	RPI 26-50	W-L RECORDS	RPI 51-100	RPI 101-150	RPI 150+				
17- 7	1- 2	3- 0	OVERALL	5- 2	2- 2	6- 1				
9- 3	1- 1	1- 0	HOME	3- 1	1- 1	3- 0				
6- 3	0- 1	1- 0	AWAY	1- 1	1- 1	3- 0				
2- 1	0- 0	1- 0	NEUTRAL	1- 0	0- 0	0- 1				
11- 1	0- 0	3- 0	NON-CONFERENCE	3- 0	1- 0	4- 1				
6- 0	0- 0	1- 0	HOME	2- 0	0- 0	3- 0				
3- 0	0- 0	1- 0	AWAY	0- 0	1- 0	1- 0				
2- 1	0- 0	1- 0	NEUTRAL	1- 0	0- 0	0- 1				
6- 6	1- 2	0- 0	CONFERENCE	2- 2	1- 2	2- 0				
3- 3	1- 1	0- 0	HOME	1- 1	1- 1	0- 0				
3- 3	0- 1	0- 0	AWAY	1- 1	0- 1	2- 0				
0- 0	0- 0	0- 0	NEUTRAL	0- 0	0- 0	0- 0				

RPI 1-25				RPI 26-50				Team's RPI: 40	RPI 51-100				RPI 101+			
RPI	S	Opponent	Score	RPI	S	Opponent	Score		RPI	S	Opponent	Score	RPI	S	Opponent	Score
17	H	Maryland	56 76	37	A	UCLA	67 65		51	A	Purdue	53 56	107	A	Ohio St.	50 55
19	A	Rutgers	64 69	39	N	South Dakota	68 60		56	H	Michigan	70 60	111	H	Minnesota	61 65
23	H	Michigan St.	68 64	44	H	Butler	66 46		63	H	Missouri St.	98 74	118	A	Wake Forest	87 73
									88	H	Northwestern	69 75	130	H	Penn St.	83 75
									96	A	Nebraska	82 78	185	A	Wisconsin	75 68
									97	H	Northern Ill.	91 73	186	A	Illinois	85 83
									99	N	Loyola Marymount	67 43	192	H	Milwaukee	68 66
													207	H	Florida	83 64
													211	N	Grambling	62 65
													275	H	North Florida	75 52
													301	A	Oakland	59 32
LAST 12 Division I GAMES:																
111	H	Minnesota	61 65	88	H	Northwestern	69 75									
96	A	Nebraska	82 78	185	A	Wisconsin	75 68									
19	A	Rutgers	64 69	107	A	Ohio St.	50 55									
17	H	Maryland	56 76	23	H	Michigan St.	68 64									
56	H	Michigan	70 60	130	H	Penn St.	83 75									
51	A	Purdue	53 56	186	A	Illinois	85 83									

Non-Div I Games:

Indiana

■ Loss,
 ■ Non-Conf,
 ■ S Site,
 ■ H Home
 ■ A Away
 N Neutral

Average RPI Win:	254	WON-LOST	WINNING	LAST 10	STRENGTH OF	OPP. STRENGTH	TEAM	ADJ.	CONF.	ADJ CONF.
Average RPI Loss:	142	RECORD	PCT. RANK	GAMES	SCHEDULE	OF SCHEDULE	RPI	RPI	RPI	RPI
DIV. I ONLY	9- 12	213	0- 1	145	271	174	174	13	13	
DIV. I NON-CONF.	5- 5	162	0- 0	227	326	175	175	14	14	
TOTALS	RPI 1-25	RPI 26-50	W-L RECORDS	RPI 51-100	RPI 101-150	RPI 150+				
9- 12	0- 1	0- 1	OVERALL	0- 2	0- 1	9- 7				
2- 4	0- 1	0- 0	HOME	0- 1	0- 1	2- 1				
7- 7	0- 0	0- 1	AWAY	0- 1	0- 0	7- 5				
0- 1	0- 0	0- 0	NEUTRAL	0- 0	0- 0	0- 1				
5- 5	0- 0	0- 1	NON-CONFERENCE	0- 0	0- 1	5- 3				
1- 1	0- 0	0- 0	HOME	0- 0	0- 1	1- 0				
4- 3	0- 0	0- 1	AWAY	0- 0	0- 0	4- 2				
0- 1	0- 0	0- 0	NEUTRAL	0- 0	0- 0	0- 1				
4- 7	0- 1	0- 0	CONFERENCE	0- 2	0- 0	4- 4				
1- 3	0- 1	0- 0	HOME	0- 1	0- 0	1- 1				
3- 4	0- 0	0- 0	AWAY	0- 1	0- 0	3- 3				
0- 0	0- 0	0- 0	NEUTRAL	0- 0	0- 0	0- 0				

RPI 1-25				RPI 26-50				RPI 51-100				RPI 101+ Team's RPI: 174			
RPI	S	Opponent	Score	RPI	S	Opponent	Score	RPI	S	Opponent	Score	RPI	S	Opponent	Score
21	H	Drake	68 70	44	A	Butler	49 72	63	A	Missouri St.	58 71	123	H	IUPUI	59 64
								83	H	UNI	51 71	155	A	Bradley	80 81
												155	H	Bradley	45 61
												160	A	Southern Ill.	61 58
												171	N	UC Irvine	61 77
												186	A	Illinois	57 75
												189	A	Illinois St.	70 78
												189	H	Illinois St.	59 44
												195	A	Saint Louis	60 56
												222	A	Southeast Mo. St.	62 51
												225	A	Marshall	62 53
												249	A	Loyola Chicago	54 56
												270	A	Eastern Ill.	39 63
												292	A	Valparaiso	86 82
												329	H	UIC	60 53
												336	A	Evansville	76 69
												339	A	Grand Canyon	88 81
LAST 12 Division I GAMES:															
189	A	Illinois St.	70 78	292	A	Valparaiso	86 82								
155	A	Bradley	80 81	155	H	Bradley	45 61								
336	A	Evansville	76 69	189	H	Illinois St.	59 44								
83	H	UNI	51 71	160	A	Southern Ill.	61 58								
21	H	Drake	68 70	63	A	Missouri St.	58 71								
249	A	Loyola Chicago	54 56	270	A	Eastern Ill.	39 63								

Non-Div I Games: Davenport 79 43

Indiana St.

■ Loss,
 ■ Non-Conf, S Site,
 ■ Home
 ■ Away
 N Neutral

Average RPI Win:	209	WON-LOST	WINNING	LAST 10	STRENGTH OF	OPP. STRENGTH	TEAM	ADJ.	CONF.	ADJ CONF.
Average RPI Loss:	181	RECORD	PCT. RANK	GAMES	SCHEDULE	OF SCHEDULE	RPI	RPI	RPI	RPI
DIV. I ONLY	1- 22	350	0- 1	170	229	331	331	26	26	
DIV. I NON-CONF.	1- 10	330	0- 0	60	113	278	278	28	28	
TOTALS	RPI 1-25	RPI 26-50	W-L RECORDS	RPI 51-100	RPI 101-150	RPI 150+				
1- 22	0- 0	0- 2	OVERALL	0- 3	0- 4	1- 13				
1- 12	0- 0	0- 1	HOME	0- 2	0- 2	1- 7				
0- 10	0- 0	0- 1	AWAY	0- 1	0- 2	0- 6				
0- 0	0- 0	0- 0	NEUTRAL	0- 0	0- 0	0- 0				
1- 10	0- 0	0- 2	NON-CONFERENCE	0- 2	0- 3	1- 3				
1- 5	0- 0	0- 1	HOME	0- 1	0- 2	1- 1				
0- 5	0- 0	0- 1	AWAY	0- 1	0- 1	0- 2				
0- 0	0- 0	0- 0	NEUTRAL	0- 0	0- 0	0- 0				
0- 12	0- 0	0- 0	CONFERENCE	0- 1	0- 1	0- 10				
0- 7	0- 0	0- 0	HOME	0- 1	0- 0	0- 6				
0- 5	0- 0	0- 0	AWAY	0- 0	0- 1	0- 4				
0- 0	0- 0	0- 0	NEUTRAL	0- 0	0- 0	0- 0				

RPI	S	Opponent	Score	RPI	S	Opponent	Score	RPI	S	Opponent	Score	RPI	S	Opponent	Score	Team's RPI: 331
26	H	Central Mich.	39 82	66	H	Quinnipiac	39 76	110	H	St. John's (NY)	35 61	119	A	Kansas	44 75	
46	A	Bucknell	43 81	72	H	Penn	43 66	132	H	Fordham	40 57	146	A	Marist	36 76	
				87	A	Toledo	38 84	159	H	Stony Brook	51 53	170	A	Temple	39 59	
								177	H	Rider	58 66	209	H	George Washington	52 43	
								215	H	Monmouth	38 55	235	A	Niagara	53 72	
								235	H	Niagara	46 58	254	A	Hofstra	49 74	
								278	A	Siena	47 59	278	H	Siena	45 66	
								280	A	Canisius	47 67	280	H	Canisius	40 48	
								306	A	Manhattan	33 55	308	H	Fairfield	42 55	
LAST 12 Division I GAMES:																
278	H	Siena	45 66	306	A	Manhattan	33 55									
235	A	Niagara	53 72	177	H	Rider	58 66									
280	A	Canisius	47 67	235	H	Niagara	46 58									
66	H	Quinnipiac	39 76	280	H	Canisius	40 48									
308	H	Fairfield	42 55	278	A	Siena	47 59									
146	A	Marist	36 76	215	H	Monmouth	38 55									

Non-Div I Games:

Iona

Through Games of Feb. 10, 1919										
Average RPI Win:	112	WON-LOST	WINNING	LAST 10	STRENGTH OF	OPP. STRENGTH	TEAM	ADJ.	CONF.	ADJ CONF.
Average RPI Loss:	29	RECORD	PCT. RANK	GAMES	SCHEDULE	OF SCHEDULE	RPI	RPI	RPI	RPI
DIV. I ONLY	19- 5	29	0- 1	11	26	11	11	4	4	
DIV. I NON-CONF.	9- 2	43	0- 1	14	33	10	10	6	6	

TOTALS	RPI 1-25	RPI 26-50		W-L RECORDS		RPI 51-100	RPI 101-150	RPI 150+		
19- 5	4- 3	0- 0		OVERALL		5- 2	5- 0	5- 0		
12- 0	3- 0	0- 0		HOME		4- 0	1- 0	4- 0		
6- 4	1- 2	0- 0		AWAY		0- 2	4- 0	1- 0		
1- 1	0- 1	0- 0		NEUTRAL		1- 0	0- 0	0- 0		
9- 2	2- 2	0- 0		NON-CONFERENCE		2- 0	2- 0	3- 0		
6- 0	1- 0	0- 0		HOME		1- 0	1- 0	3- 0		
2- 1	1- 1	0- 0		AWAY		0- 0	1- 0	0- 0		
1- 1	0- 1	0- 0		NEUTRAL		1- 0	0- 0	0- 0		
10- 3	2- 1	0- 0		CONFERENCE		3- 2	3- 0	2- 0		
6- 0	2- 0	0- 0		HOME		3- 0	0- 0	1- 0		
4- 3	0- 1	0- 0		AWAY		0- 2	3- 0	1- 0		
0- 0	0- 0	0- 0		NEUTRAL		0- 0	0- 0	0- 0		

RPI 1-25				Team's RPI: 11		RPI 26-50				RPI 51-100				RPI 101+			
RPI	S	Opponent	Score	RPI	S	Opponent	Score	RPI	S	Opponent	Score	RPI	S	Opponent	Score		
1	A	Notre Dame	71 105					51	A	Purdue	57 62	107	A	Ohio St.	78 52		
10	H	Iowa St.	73 70					51	H	Purdue	72 58	111	A	Minnesota	81 63		
16	N	Florida St.	67 71					56	A	Michigan	81 90	123	H	IUPUI	72 58		
19	H	Rutgers	72 66					56	H	Michigan	75 61	127	A	Western Ky.	104 67		
21	A	Drake	91 82					68	N	West Virginia	84 81	130	A	Penn St.	81 61		
23	A	Michigan St.	70 84					83	H	UNI	83 57	176	H	Oral Roberts	90 77		
23	H	Michigan St.	86 71					96	H	Nebraska	77 71	185	H	Wisconsin	71 53		
												186	A	Illinois	94 75		
												218	H	Robert Morris	92 63		
												341	H	N.C. Central	106 39		
LAST 12 Division I GAMES:																	
16	N	Florida St.	67 71	19	H	Rutgers	72 66										
107	A	Ohio St.	78 52	186	A	Illinois	94 75										
23	H	Michigan St.	86 71	56	H	Michigan	75 61										
130	A	Penn St.	81 61	111	A	Minnesota	81 63										
56	A	Michigan	81 90	51	A	Purdue	57 62										
51	H	Purdue	72 58	185	H	Wisconsin	71 53										

Non-Div I Games:

Iowa

■ Loss,
 ■ Non-Conf, S Site,
 ■ Home
 ■ Away
 N Neutral

Average RPI Win: 105		WON-LOST	WINNING	LAST 10	STRENGTH OF	OPP. STRENGTH	TEAM	ADJ.	CONF.	ADJ CONF.
Average RPI Loss: 30		RECORD	PCT. RANK	GAMES	SCHEDULE	OF SCHEDULE	RPI	RPI	RPI	RPI
DIV. I ONLY		18- 5	32	3- 0	2	52	10	10	3	3
DIV. I NON-CONF.		10- 2	37	3- 0	11	94	8	8	3	3
TOTALS		RPI 1-25	RPI 26-50		W-L RECORDS		RPI 51-100	RPI 101-150		RPI 150+
18- 5		2- 2	2- 2		OVERALL		6- 1	3- 0		5- 0
14- 1		2- 0	2- 1		HOME		5- 0	1- 0		4- 0
3- 4		0- 2	0- 1		AWAY		1- 1	2- 0		0- 0
1- 0		0- 0	0- 0		NEUTRAL		0- 0	0- 0		1- 0
10- 2		2- 1	1- 1		NON-CONFERENCE		3- 0	0- 0		4- 0
9- 0		2- 0	1- 0		HOME		3- 0	0- 0		3- 0
0- 2		0- 1	0- 1		AWAY		0- 0	0- 0		0- 0
1- 0		0- 0	0- 0		NEUTRAL		0- 0	0- 0		1- 0
8- 3		0- 1	1- 1		CONFERENCE		3- 1	3- 0		1- 0
5- 1		0- 0	1- 1		HOME		2- 0	1- 0		1- 0
3- 2		0- 1	0- 0		AWAY		1- 1	2- 0		0- 0
0- 0		0- 0	0- 0		NEUTRAL		0- 0	0- 0		0- 0

RPI 1-25				Team's RPI: 10		RPI 26-50				RPI 51-100				RPI 101+			
RPI	S	Opponent	Score	RPI	S	Opponent	Score	RPI	S	Opponent	Score	RPI	S	Opponent	Score		
2	A	Baylor	69 84	29	H	Texas	62 64	52	H	Auburn	67 64	102	A	Oklahoma St.	84 71		
11	A	Iowa	70 73	39	A	South Dakota	59 64	54	A	Kansas St.	81 52	119	A	Kansas	82 73		
21	H	Drake	86 81	42	H	TCU	92 54	54	H	Kansas St.	96 58	135	H	Texas Tech	105 66		
22	H	Miami (FL)	75 52	46	H	Bucknell	86 61	68	A	West Virginia	64 73	162	H	Oklahoma	104 78		

Non-Div I Games:

Iowa St.

Average RPI Win:	312	WON-LOST	WINNING	LAST 10	STRENGTH OF	OPP. STRENGTH	TEAM	ADJ.	CONF.	ADJ CONF.
Average RPI Loss:	184	RECORD	PCT. RANK	GAMES	SCHEDULE	OF SCHEDULE	RPI	RPI	RPI	RPI
DIV. I ONLY	7- 12	242	1- 0	340	307	298	298	29	29	
DIV. I NON-CONF.	2- 7	288	0- 0	198	220	285	285	27	27	
TOTALS	RPI 1-25	RPI 26-50	W-L RECORDS	RPI 51-100	RPI 101-150	RPI 150+				
7- 12	0- 1	0- 0	OVERALL	0- 2	0- 1	7- 8				
4- 2	0- 0	0- 0	HOME	0- 0	0- 0	4- 2				
2- 9	0- 1	0- 0	AWAY	0- 2	0- 0	2- 6				
1- 1	0- 0	0- 0	NEUTRAL	0- 0	0- 1	1- 0				
2- 7	0- 1	0- 0	NON-CONFERENCE	0- 2	0- 1	2- 3				
1- 1	0- 0	0- 0	HOME	0- 0	0- 0	1- 1				
0- 5	0- 1	0- 0	AWAY	0- 2	0- 0	0- 2				
1- 1	0- 0	0- 0	NEUTRAL	0- 0	0- 1	1- 0				
5- 5	0- 0	0- 0	CONFERENCE	0- 0	0- 0	5- 5				
3- 1	0- 0	0- 0	HOME	0- 0	0- 0	3- 1				
2- 4	0- 0	0- 0	AWAY	0- 0	0- 0	2- 4				
0- 0	0- 0	0- 0	NEUTRAL	0- 0	0- 0	0- 0				

RPI 1-25			RPI 26-50			RPI 51-100			RPI 101+ Team's RPI: 298		
RPI	S	Opponent	Score	RPI	S	Opponent	Score	RPI	S	Opponent	Score
6	A	Mississippi St.	38 105					82	A	Arkansas	57 76
								90	A	UT Arlington	63 99
								138	N	Akron	57 74
								168	H	Southern U.	74 76
								199	A	Prairie View	57 76
								211	A	Grambling	77 74
								220	A	Texas Southern	67 76
								230	A	Memphis	67 68
								243	A	Alabama St.	67 74
								252	A	Louisiana	61 68
								276	H	Southeastern La.	45 50
								287	H	Central Ark.	65 56
								299	A	Alabama A&M	55 58
								309	H	Mississippi Val.	87 56
								329	N	UIC	72 57
								346	H	Ark.-Pine Bluff	60 41
								350	A	Alcorn	82 61
								350	H	Alcorn	88 66
LAST 12 Division I GAMES:											
350	A	Alcorn	82 61	168	H	Southern U.	74 76				
346	H	Ark.-Pine Bluff	60 41	350	H	Alcorn	88 66				
309	H	Mississippi Val.	87 56	243	A	Alabama St.	67 74				
211	A	Grambling	77 74	299	A	Alabama A&M	55 58				
220	A	Texas Southern	67 76	82	A	Arkansas	57 76				
199	A	Prairie View	57 76	329	N	UIC	72 57				

Non-Div I Games: Spring Hill 105 57 Millsaps 88 38

Jackson St.

Loss, Non-Conf, S Site, H Home A Away N Neutral

Jacksonville

Through Games Of Feb. 10, 2019

Average RPI Win:	289	WON-LOST	WINNING	LAST 10	STRENGTH OF	OPP. STRENGTH	TEAM	ADJ.	CONF.	ADJ CONF.
Average RPI Loss:	173	RECORD	PCT. RANK	GAMES	SCHEDULE	OF SCHEDULE	RPI	RPI	RPI	RPI
DIV. I ONLY	9- 12	213	0- 1	289	282	242	242	24	24	
DIV. I NON-CONF.	4- 6	212	0- 0	159	305	187	187	26	26	
TOTALS	RPI 1-25	RPI 26-50	W-L RECORDS	RPI 51-100	RPI 101-150	RPI 150+				
9- 12	0- 2	0- 0	OVERALL	0- 2	0- 2	9- 6				
3- 4	0- 0	0- 0	HOME	0- 0	0- 1	3- 3				
6- 6	0- 2	0- 0	AWAY	0- 1	0- 1	6- 2				
0- 2	0- 0	0- 0	NEUTRAL	0- 1	0- 0	0- 1				
4- 6	0- 2	0- 0	NON-CONFERENCE	0- 1	0- 1	4- 2				
1- 1	0- 0	0- 0	HOME	0- 0	0- 0	1- 1				
3- 3	0- 2	0- 0	AWAY	0- 0	0- 1	3- 0				
0- 2	0- 0	0- 0	NEUTRAL	0- 1	0- 0	0- 1				
5- 6	0- 0	0- 0	CONFERENCE	0- 1	0- 1	5- 4				
2- 3	0- 0	0- 0	HOME	0- 0	0- 1	2- 2				
3- 3	0- 0	0- 0	AWAY	0- 1	0- 0	3- 2				
0- 0	0- 0	0- 0	NEUTRAL	0- 0	0- 0	0- 0				

RPI 1-25				RPI 26-50				RPI 51-100				RPI 101+ Team's RPI: 242			
RPI	S	Opponent	Score	RPI	S	Opponent	Score	RPI	S	Opponent	Score	RPI	S	Opponent	Score
16	A	Florida St.	46 79					70	A	FGCU	58 82	130	A	Penn St.	61 80
20	A	Texas A&M	53 73					71	N	Old Dominion	76 78	141	H	North Ala.	59 62
												156	H	Mercer	71 66
												212	H	Stetson	56 69
												236	A	Liberty	64 52
												236	H	Liberty	75 85
												259	H	Bethune-Cookman	56 58
												275	A	North Florida	80 72
												299	N	Alabama A&M	60 65
												300	A	Kennesaw St.	55 75
												300	H	Kennesaw St.	68 53
												316	A	Charleston So.	68 58
												321	A	NJIT	61 56
												322	A	Lipscomb	58 61
												322	H	Lipscomb	62 47
												325	A	FIU	73 62
												348	A	Savannah St.	68 58
LAST 12 Division I GAMES:															
322	A	Lipscomb	58 61	321	A	NJIT	61 56								
300	H	Kennesaw St.	68 53	141	H	North Ala.	59 62								
70	A	FGCU	58 82	236	A	Liberty	64 52								
212	H	Stetson	56 69	300	A	Kennesaw St.	55 75								
236	H	Liberty	75 85	322	H	Lipscomb	62 47								
275	A	North Florida	80 72	156	H	Mercer	71 66								

Non-Div I Games: Webber Int'l 73 39 Edward Waters 100 48 Warner 105 55

Jacksonville

Loss, Non-Conf, S Site, H Home A Away N Neutral

Average RPI Win:	272	WON-LOST	WINNING	LAST 10	STRENGTH OF	OPP. STRENGTH	TEAM	ADJ.	CONF.	ADJ CONF.
Average RPI Loss:	128	RECORD	PCT. RANK	GAMES	SCHEDULE	OF SCHEDULE	RPI	RPI	RPI	RPI
DIV. I ONLY	10- 12	196	0- 1	226	234	201	201	22	22	
DIV. I NON-CONF.	5- 5	162	0- 1	258	189	196	196	21	21	
TOTALS	RPI 1-25	RPI 26-50	W-L RECORDS	RPI 51-100	RPI 101-150	RPI 150+				
10- 12	0- 0	0- 0	OVERALL	0- 5	0- 5	10- 2				
3- 6	0- 0	0- 0	HOME	0- 3	0- 1	3- 2				
7- 4	0- 0	0- 0	AWAY	0- 1	0- 3	7- 0				
0- 2	0- 0	0- 0	NEUTRAL	0- 1	0- 1	0- 0				
5- 5	0- 0	0- 0	NON-CONFERENCE	0- 3	0- 2	5- 0				
1- 2	0- 0	0- 0	HOME	0- 2	0- 0	1- 0				
4- 1	0- 0	0- 0	AWAY	0- 0	0- 1	4- 0				
0- 2	0- 0	0- 0	NEUTRAL	0- 1	0- 1	0- 0				
5- 7	0- 0	0- 0	CONFERENCE	0- 2	0- 3	5- 2				
2- 4	0- 0	0- 0	HOME	0- 1	0- 1	2- 2				
3- 3	0- 0	0- 0	AWAY	0- 1	0- 2	3- 0				
0- 0	0- 0	0- 0	NEUTRAL	0- 0	0- 0	0- 0				

RPI S	Opponent	Score	RPI S	Opponent	Score	RPI S	Opponent	Score	RPI S	Opponent	Score	Team's RPI: 201
						62	H Miami (OH)	41 58	121	A Morehead St.	55 66	
						64	A Belmont	52 66	122	N Washington St.	51 64	
						64	H Belmont	41 64	131	H Tennessee Tech	49 66	
						81	H Troy	63 89	134	A UT Martin	72 77	
						84	N Harvard	62 69	135	A Texas Tech	58 71	
									157	H Georgia St.	61 56	
									198	A Ole Miss	60 49	
									222	A Southeast Mo. St.	56 39	
									256	H SIUE	47 51	
									270	H Eastern Ill.	78 49	
									282	H Murray St.	59 64	
									286	H Austin Peay	67 56	
									290	A Tennessee St.	62 52	
									299	A Alabama A&M	55 48	
									322	A Lipscomb	58 46	
									327	A Eastern Ky.	53 44	
									349	A Florida A&M	62 31	
LAST 12 Division I GAMES:												
			122	N Washington St.	51 64	327	A Eastern Ky.	53 44				
			222	A Southeast Mo. St.	56 39	131	H Tennessee Tech	49 66				
			134	A UT Martin	72 77	64	H Belmont	41 64				
			286	H Austin Peay	67 56	256	H SIUE	47 51				
			282	H Murray St.	59 64	270	H Eastern Ill.	78 49				
			121	A Morehead St.	55 66	290	A Tennessee St.	62 52				

Non-Div I Games: Montevallo 84 52

Jacksonville St.

Loss, Non-Conf, S Site, H Home A Away N Neutral

Average RPI Win:	180	WON-LOST	WINNING	LAST 10	STRENGTH OF	OPP. STRENGTH	TEAM	ADJ.	CONF.	ADJ CONF.
Average RPI Loss:	109	RECORD	PCT. RANK	GAMES	SCHEDULE	OF SCHEDULE	RPI	RPI	RPI	RPI
DIV. I ONLY	18- 4	23	1- 0	142	124	36	36	10	10	
DIV. I NON-CONF.	8- 3	72	0- 0	183	154	65	65	10	10	
TOTALS	RPI 1-25	RPI 26-50	W-L RECORDS	RPI 51-100	RPI 101-150	RPI 150+				
18- 4	0- 1	0- 0	OVERALL	4- 0	3- 2	11- 1				
10- 0	0- 0	0- 0	HOME	2- 0	3- 0	5- 0				
8- 4	0- 1	0- 0	AWAY	2- 0	0- 2	6- 1				
0- 0	0- 0	0- 0	NEUTRAL	0- 0	0- 0	0- 0				
8- 3	0- 1	0- 0	NON-CONFERENCE	1- 0	2- 1	5- 1				
5- 0	0- 0	0- 0	HOME	1- 0	2- 0	2- 0				
3- 3	0- 1	0- 0	AWAY	0- 0	0- 1	3- 1				
0- 0	0- 0	0- 0	NEUTRAL	0- 0	0- 0	0- 0				
10- 1	0- 0	0- 0	CONFERENCE	3- 0	1- 1	6- 0				
5- 0	0- 0	0- 0	HOME	1- 0	1- 0	3- 0				
5- 1	0- 0	0- 0	AWAY	2- 0	0- 1	3- 0				
0- 0	0- 0	0- 0	NEUTRAL	0- 0	0- 0	0- 0				

RPI 1-25				RPI 26-50				Team's RPI: 36				RPI 51-100				RPI 101+			
RPI	S	Opponent	Score	RPI	S	Opponent	Score	RPI	S	Opponent	Score	RPI	S	Opponent	Score	RPI	S	Opponent	Score
17	A	Maryland	63 87									77	A	Drexel	51 35	109	A	UNCW	63 66
												78	A	Northeastern	58 51	110	H	St. John's (NY)	64 51
												78	H	Northeastern	84 49	113	H	Dayton	68 55
												92	H	Georgetown	69 57	115	H	Towson	71 59
																118	A	Wake Forest	49 50
																151	A	Delaware	68 43
																163	H	William & Mary	65 48
																190	A	Hampton	65 72
																191	H	Elon	82 30
																209	H	George Washington	50 37
																218	A	Robert Morris	59 36
																236	A	Liberty	74 53
																254	A	Hofstra	59 44
																254	H	Hofstra	77 54
																263	H	Winthrop	56 39
																291	A	Col. of Charleston	91 50
																345	A	Delaware St.	103 57
LAST 12 Division I GAMES:																			
254	A	Hofstra	59 44	109	A	UNCW	63 66												
78	A	Northeastern	58 51	78	H	Northeastern	84 49												
115	H	Towson	71 59	254	H	Hofstra	77 54												
191	H	Elon	82 30	77	A	Drexel	51 35												
163	H	William & Mary	65 48	151	A	Delaware	68 43												
291	A	Col. of Charleston	91 50	218	A	Robert Morris	59 36												

Non-Div I Games:

James Madison

■ Loss,
■ Non-Conf, S Site,
■ Home
■ Away
N Neutral

Kansas

Through Games Of Feb. 10, 2019

Average RPI Win:	185	WON-LOST	WINNING	LAST 10	STRENGTH OF	OPP. STRENGTH	TEAM	ADJ.	CONF.	ADJ CONF.
Average RPI Loss:	57	RECORD	PCT. RANK	GAMES	SCHEDULE	OF SCHEDULE	RPI	RPI	RPI	RPI
DIV. I ONLY	12- 10	147	1- 0	72	51	119	119	3	3	
DIV. I NON-CONF.	10- 1	17	1- 0	267	165	55	55	3	3	
TOTALS	RPI 1-25	RPI 26-50	W-L RECORDS	RPI 51-100	RPI 101-150	RPI 150+				
12- 10	0- 2	0- 3	OVERALL	3- 3	1- 2	8- 0				
8- 5	0- 2	0- 1	HOME	0- 1	0- 1	8- 0				
2- 5	0- 0	0- 2	AWAY	2- 2	0- 1	0- 0				
2- 0	0- 0	0- 0	NEUTRAL	1- 0	1- 0	0- 0				
10- 1	0- 0	0- 0	NON-CONFERENCE	2- 1	1- 0	7- 0				
7- 0	0- 0	0- 0	HOME	0- 0	0- 0	7- 0				
1- 1	0- 0	0- 0	AWAY	1- 1	0- 0	0- 0				
2- 0	0- 0	0- 0	NEUTRAL	1- 0	1- 0	0- 0				
2- 9	0- 2	0- 3	CONFERENCE	1- 2	0- 2	1- 0				
1- 5	0- 2	0- 1	HOME	0- 1	0- 1	1- 0				
1- 4	0- 0	0- 2	AWAY	1- 1	0- 1	0- 0				
0- 0	0- 0	0- 0	NEUTRAL	0- 0	0- 0	0- 0				

RPI S	Opponent	Score	RPI S	Opponent	Score	RPI S	Opponent	Score	RPI S	Opponent	Score	Team's RPI: 119
2	H Baylor	68 94	29	A Texas	43 62	54	A Kansas St.	61 54	102	H Oklahoma St.	62 72	
10	H Iowa St.	73 82	29	H Texas	73 91	54	H Kansas St.	62 72	122	N Washington St.	71 63	
			42	A TCU	53 58	55	A LSU	68 61	135	A Texas Tech	66 69	
						68	A West Virginia	50 71	162	H Oklahoma	88 79	
						88	N Northwestern	66 57	176	H Oral Roberts	70 58	
						96	A Nebraska	52 58	203	H George Mason	77 56	
									211	H Grambling	76 45	
									237	H UMKC	67 55	
									277	H Vermont	77 36	
									299	H Alabama A&M	65 54	
									331	H Iona	75 44	
LAST 12 Division I GAMES:												
88	N Northwestern	66 57	29	A Texas	43 62							
29	H Texas	73 91	102	H Oklahoma St.	62 72							
54	H Kansas St.	62 72	2	H Baylor	68 94							
68	A West Virginia	50 71	54	A Kansas St.	61 54							
162	H Oklahoma	88 79	135	A Texas Tech	66 69							
42	A TCU	53 58	10	H Iowa St.	73 82							

Non-Div I Games:

Kansas

Loss, Non-Conf, S Site, H Home A Away N Neutral

RECORDED BY: <div>Average RPI Win: 283</div>				THROUGH GAMES OF FEB. 10, 1919						
Average RPI Loss: 179		WON-LOST RECORD	WINNING PCT. RANK	LAST 10 GAMES	STRENGTH OF SCHEDULE	OPP. STRENGTH OF SCHEDULE	TEAM RPI	ADJ. RPI	CONF. RPI	ADJ CONF. RPI
DIV. I ONLY		5- 16	306	1- 0	194	308	300	300	24	24
DIV. I NON-CONF.		3- 9	271	0- 0	142	311	271	271	26	26
TOTALS		RPI 1-25	RPI 26-50		W-L RECORDS		RPI 51-100	RPI 101-150	RPI 150+	
5- 16	0- 1	0- 1		OVERALL		0- 1	0- 3		5- 10	
4- 3	0- 0	0- 0		HOME		0- 1	0- 0		4- 2	
0- 9	0- 0	0- 1		AWAY		0- 0	0- 2		0- 6	
1- 4	0- 1	0- 0		NEUTRAL		0- 0	0- 1		1- 2	
3- 9	0- 1	0- 1		NON-CONFERENCE		0- 0	0- 2		3- 5	
2- 0	0- 0	0- 0		HOME		0- 0	0- 0		2- 0	
0- 5	0- 0	0- 1		AWAY		0- 0	0- 1		0- 3	
1- 4	0- 1	0- 0		NEUTRAL		0- 0	0- 1		1- 2	
2- 7	0- 0	0- 0		CONFERENCE		0- 1	0- 1		2- 5	
2- 3	0- 0	0- 0		HOME		0- 1	0- 0		2- 2	
0- 4	0- 0	0- 0		AWAY		0- 0	0- 1		0- 3	
0- 0	0- 0	0- 0		NEUTRAL		0- 0	0- 0		0- 0	

RPI 1-25				RPI 26-50				RPI 51-100				RPI 101+				Team's RPI: 300	
RPI	S	Opponent	Score	RPI	S	Opponent	Score	RPI	S	Opponent	Score	RPI	S	Opponent	Score		
23	N	Michigan St.	51 75	43	A	Georgia Tech	35 60	70	H	FGCU	46 69	101	N	Idaho St.	49 60		
												120	A	Seton Hall	80 102		
												141	A	North Ala.	55 80		
												156	A	Mercer	48 64		
												157	A	Georgia St.	73 79		
												204	A	East Carolina	56 68		
												212	A	Stetson	69 76		
												221	H	Furman	74 63		
												236	H	Liberty	61 67		
												242	A	Jacksonville	53 68		
												242	H	Jacksonville	75 55		
												259	N	Bethune-Cookman	61 64		
												275	H	North Florida	60 71		
												288	H	Ga. Southern	78 59		
												297	N	UMBC	53 57		
												321	A	NJIT	60 66		
												321	H	NJIT	70 47		
												341	N	N.C. Central	78 54		
LAST 12 Division I GAMES:																	
				321	H	NJIT	70 47	236	H	Liberty	61 67						
				242	A	Jacksonville	53 68	242	H	Jacksonville	75 55						
				212	A	Stetson	69 76	321	A	NJIT	60 66						
				275	H	North Florida	60 71	341	N	N.C. Central	78 54						
				141	A	North Ala.	55 80	259	N	Bethune-Cookman	61 64						
				70	H	FGCU	46 69	43	A	Georgia Tech	35 60						

Non-Div I Games:	Middle Ga. St.	80	70
------------------	----------------	----	----

Kennesaw St.

Loss, Non-Conf, S Site, H Home A Away N Neutral

Average RPI Win:	204	WON-LOST	WINNING	LAST 10	STRENGTH OF	OPP. STRENGTH	TEAM	ADJ.	CONF.	ADJ CONF.
Average RPI Loss:	65	RECORD	PCT. RANK	GAMES	SCHEDULE	OF SCHEDULE	RPI	RPI	RPI	RPI
DIV. I ONLY	11- 9	141	0- 1	59	113	85	85	7	7	
DIV. I NON-CONF.	6- 4	125	0- 0	149	163	101	101	8	8	
TOTALS	RPI 1-25	RPI 26-50	W-L RECORDS	RPI 51-100	RPI 101-150	RPI 150+				
11- 9	0- 3	0- 2	OVERALL	2- 2	2- 1	7- 1				
7- 2	0- 0	0- 1	HOME	1- 0	2- 1	4- 0				
4- 7	0- 3	0- 1	AWAY	1- 2	0- 0	3- 1				
0- 0	0- 0	0- 0	NEUTRAL	0- 0	0- 0	0- 0				
6- 4	0- 2	0- 0	NON-CONFERENCE	0- 1	1- 1	5- 0				
3- 1	0- 0	0- 0	HOME	0- 0	1- 1	2- 0				
3- 3	0- 2	0- 0	AWAY	0- 1	0- 0	3- 0				
0- 0	0- 0	0- 0	NEUTRAL	0- 0	0- 0	0- 0				
5- 5	0- 1	0- 2	CONFERENCE	2- 1	1- 0	2- 1				
4- 1	0- 0	0- 1	HOME	1- 0	1- 0	2- 0				
1- 4	0- 1	0- 1	AWAY	1- 1	0- 0	0- 1				
0- 0	0- 0	0- 0	NEUTRAL	0- 0	0- 0	0- 0				

RPI 1-25				RPI 26-50				RPI 51-100				RPI 101+			
RPI	S	Opponent	Score	RPI	S	Opponent	Score	RPI	S	Opponent	Score	RPI	S	Opponent	Score
12	A	NC State	61 78	26	H	Central Mich.	75 82	62	A	Miami (OH)	63 79	128	H	Youngstown St.	62 34
24	A	Buffalo	66 75	32	A	Ohio	81 83	76	A	Wright St.	55 61	138	H	Akron	73 58
25	A	North Carolina	60 73					87	A	Toledo	58 47	150	H	Duquesne	72 77
								97	H	Northern Ill.	87 78	182	A	Ball St.	44 48
												184	H	Eastern Mich.	71 64
												210	A	St. Bonaventure	76 64
												218	A	Robert Morris	54 46
												279	H	Northern Ky.	62 61
												283	H	Western Mich.	55 51
												301	H	Oakland	75 65
												321	A	NJIT	57 40
LAST 12 Division I GAMES:															
24	A	Buffalo	66 75	32	A	Ohio	81 83	87	A	Toledo	58 47				
283	H	Western Mich.	55 51					97	H	Northern Ill.	87 78				
138	H	Akron	73 58					184	H	Eastern Mich.	71 64				
62	A	Miami (OH)	63 79					321	A	NJIT	57 40				
182	A	Ball St.	44 48					210	A	St. Bonaventure	76 64				
26	H	Central Mich.	75 82												

Non-Div I Games: Clarion 92 38

Kent St.

■ Loss,
■ Non-Conf,
■ S Site,
■ H Home
■ A Away
N Neutral

Kentucky

Through Games Of Feb. 10, 2019

Average RPI Win:	142	WON-LOST	WINNING	LAST 10	STRENGTH OF	OPP. STRENGTH	TEAM	ADJ.	CONF.	ADJ CONF.
Average RPI Loss:	48	RECORD	PCT. RANK	GAMES	SCHEDULE	OF SCHEDULE	RPI	RPI	RPI	RPI
DIV. I ONLY	19- 5	29	1- 0	54	35	27	27	5	5	
DIV. I NON-CONF.	13- 1	9	0- 0	112	62	17	17	5	5	
TOTALS	RPI 1-25	RPI 26-50	W-L RECORDS	RPI 51-100	RPI 101-150	RPI 150+				
19- 5	1- 4	2- 0	OVERALL	5- 0	3- 0	8- 1				
13- 2	0- 1	1- 0	HOME	2- 0	2- 0	8- 1				
3- 3	0- 3	0- 0	AWAY	3- 0	0- 0	0- 0				
3- 0	1- 0	1- 0	NEUTRAL	0- 0	1- 0	0- 0				
13- 1	1- 1	1- 0	NON-CONFERENCE	2- 0	3- 0	6- 0				
10- 0	0- 0	0- 0	HOME	2- 0	2- 0	6- 0				
0- 1	0- 1	0- 0	AWAY	0- 0	0- 0	0- 0				
3- 0	1- 0	1- 0	NEUTRAL	0- 0	1- 0	0- 0				
6- 4	0- 3	1- 0	CONFERENCE	3- 0	0- 0	2- 1				
3- 2	0- 1	1- 0	HOME	0- 0	0- 0	2- 1				
3- 2	0- 2	0- 0	AWAY	3- 0	0- 0	0- 0				
0- 0	0- 0	0- 0	NEUTRAL	0- 0	0- 0	0- 0				

RPI 1-25				RPI 26-50				Team's RPI: 27				RPI 51-100				RPI 101+			
RPI	S	Opponent	Score	RPI	S	Opponent	Score	RPI	S	Opponent	Score	RPI	S	Opponent	Score	RPI	S	Opponent	Score
3	A	Louisville	75 80	33	H	Missouri	52 41	52	A	Auburn	78 68	121	H	Morehead St.	87 57				
6	A	Mississippi St.	71 86	37	N	UCLA	75 74	55	A	LSU	64 60	133	H	High Point	71 49				
15	H	South Carolina	70 74					58	H	Middle Tenn.	72 55	149	N	South Fla.	85 63				
20	A	Texas A&M	71 73					61	A	Tennessee	73 71	168	H	Southern U.	91 41				
25	N	North Carolina	85 75					98	H	Virginia	63 51	178	H	Vanderbilt	77 55				
												198	H	Ole Miss	49 55				
												207	H	Florida	62 51				
												223	H	Sacred Heart	71 43				
												228	H	Rhode Island	75 52				
												243	H	Alabama St.	87 35				
												282	H	Murray St.	88 49				
												338	H	Western Caro.	99 39				
LAST 12 Division I GAMES:																			
				52	A	Auburn	78 68	198	H	Ole Miss	49 55								
				207	H	Florida	62 51	61	A	Tennessee	73 71								
				15	H	South Carolina	70 74	6	A	Mississippi St.	71 86								
				20	A	Texas A&M	71 73	178	H	Vanderbilt	77 55								
				33	H	Missouri	52 41	223	H	Sacred Heart	71 43								
				55	A	LSU	64 60	282	H	Murray St.	88 49								

Non-Div I Games:

Kentucky

■ Loss,
 ■ Non-Conf, S Site,
 ■ Home
 ■ Away
 N Neutral

Average RPI Win:	312	WON-LOST	WINNING	LAST 10	STRENGTH OF	OPP. STRENGTH	TEAM	ADJ.	CONF.	ADJ CONF.
Average RPI Loss:	268	RECORD	PCT. RANK	GAMES	SCHEDULE	OF SCHEDULE	RPI	RPI	RPI	RPI
DIV. I ONLY	1- 20	347	0- 1	347	350	351	351	31	31	
DIV. I NON-CONF.	1- 10	330	0- 0	334	346	351	351	31	31	
TOTALS	RPI 1-25	RPI 26-50	W-L RECORDS	RPI 51-100	RPI 101-150	RPI 150+				
1- 20	0- 0	0- 0	OVERALL	0- 1	0- 0	1- 19				
1- 8	0- 0	0- 0	HOME	0- 0	0- 0	1- 8				
0- 11	0- 0	0- 0	AWAY	0- 1	0- 0	0- 10				
0- 1	0- 0	0- 0	NEUTRAL	0- 0	0- 0	0- 1				
1- 10	0- 0	0- 0	NON-CONFERENCE	0- 1	0- 0	1- 9				
1- 3	0- 0	0- 0	HOME	0- 0	0- 0	1- 3				
0- 6	0- 0	0- 0	AWAY	0- 1	0- 0	0- 5				
0- 1	0- 0	0- 0	NEUTRAL	0- 0	0- 0	0- 1				
0- 10	0- 0	0- 0	CONFERENCE	0- 0	0- 0	0- 10				
0- 5	0- 0	0- 0	HOME	0- 0	0- 0	0- 5				
0- 5	0- 0	0- 0	AWAY	0- 0	0- 0	0- 5				
0- 0	0- 0	0- 0	NEUTRAL	0- 0	0- 0	0- 0				

RPI 1-25				RPI 26-50				RPI 51-100				RPI 101+				Team's RPI: 351	
RPI	S	Opponent	Score	RPI	S	Opponent	Score	RPI	S	Opponent	Score	RPI	S	Opponent	Score		
								56	A	Michigan	38	83	154	A	Lehigh	38	72
												171	N	UC Irvine	71	84	
												212	H	Saint Francis (PA)	66	80	
												218	H	Robert Morris	37	89	
												223	A	Sacred Heart	53	75	
												245	A	Mt. St. Mary's	45	61	
												258	H	St. Francis Brooklyn	67	79	
												302	H	Army West Point	42	57	
												303	A	Central Conn. St.	57	63	
												305	A	Bryant	62	69	
												306	A	Manhattan	46	61	
												308	A	Fairfield	43	71	
												312	H	Lafayette	55	50	
												320	H	UMass Lowell	64	69	
												321	H	NJIT	51	72	
												323	A	Wagner	62	72	
												323	H	Wagner	62	66	
												328	A	Saint Peter's	59	86	
												339	A	Grand Canyon	62	65	
												344	H	Fairleigh Dickinson	52	69	
LAST 12 Division I GAMES:																	
323	H	Wagner	62	66	218	H	Robert Morris	37	89								
323	A	Wagner	62	72	212	H	Saint Francis (PA)	66	80								
303	A	Central Conn. St.	57	63	223	A	Sacred Heart	53	75								
245	A	Mt. St. Mary's	45	61	305	A	Bryant	62	69								
258	H	St. Francis Brooklyn	67	79	312	H	Lafayette	55	50								
344	H	Fairleigh Dickinson	52	69	154	A	Lehigh	38	72								

Non-Div I Games:

LIU Brooklyn

■ Loss,
 ■ Non-Conf,
 ■ S Site,
 ■ H Home
 ■ A Away
 N Neutral

Average RPI Win:	144	WON-LOST	WINNING	LAST 10	STRENGTH OF	OPP. STRENGTH	TEAM	ADJ.	CONF.	ADJ CONF.
Average RPI Loss:	62	RECORD	PCT. RANK	GAMES	SCHEDULE	OF SCHEDULE	RPI	RPI	RPI	RPI
DIV. I ONLY	14- 8	101	1- 0	24	63	55	55	5	5	
DIV. I NON-CONF.	9- 3	61	0- 0	100	128	66	66	5	5	
TOTALS	RPI 1-25	RPI 26-50	W-L RECORDS	RPI 51-100	RPI 101-150	RPI 150+				
14- 8	2- 3	1- 1	OVERALL	2- 1	3- 3	6- 0				
10- 5	1- 2	1- 1	HOME	2- 0	2- 2	4- 0				
4- 3	1- 1	0- 0	AWAY	0- 1	1- 1	2- 0				
0- 0	0- 0	0- 0	NEUTRAL	0- 0	0- 0	0- 0				
9- 3	1- 1	0- 0	NON-CONFERENCE	1- 0	2- 2	5- 0				
7- 2	0- 0	0- 0	HOME	1- 0	2- 2	4- 0				
2- 1	1- 1	0- 0	AWAY	0- 0	0- 0	1- 0				
0- 0	0- 0	0- 0	NEUTRAL	0- 0	0- 0	0- 0				
5- 5	1- 2	1- 1	CONFERENCE	1- 1	1- 1	1- 0				
3- 3	1- 2	1- 1	HOME	1- 0	0- 0	0- 0				
2- 2	0- 0	0- 0	AWAY	0- 1	1- 1	1- 0				
0- 0	0- 0	0- 0	NEUTRAL	0- 0	0- 0	0- 0				

RPI S	Opponent	Score	RPI S	Opponent	Score	RPI S	Opponent	Score	RPI S	Opponent	Score
6	H Mississippi St.	35 68	27	H Kentucky	60 64	60	H Little Rock	60 45	103	A Georgia	50 63
15	H South Carolina	53 76	33	H Missouri	61 51	61	A Tennessee	65 74	104	H Northern Colo.	62 57
16	A Florida St.	58 45				82	H Arkansas	71 34	119	H Kansas	61 68
19	A Rutgers	43 57							129	A Alabama	62 56
20	H Texas A&M	63 52							144	H Tulane	54 56
									149	H South Fla.	78 49
									180	H Nicholls St.	76 44
									187	H Sam Houston St.	66 52
									198	A Ole Miss	55 41
									252	A Louisiana	76 54
									276	H Southeastern La.	72 52
									330	H McNeese	86 36
LAST 12 Division I GAMES:											
82	H Arkansas	71 34	15	H South Carolina	53 76						
33	H Missouri	61 51	198	A Ole Miss	55 41						
6	H Mississippi St.	35 68	20	H Texas A&M	63 52						
61	A Tennessee	65 74	103	A Georgia	50 63						
129	A Alabama	62 56	149	H South Fla.	78 49						
27	H Kentucky	60 64	276	H Southeastern La.	72 52						

Non-Div I Games:

LSU

■ Loss,
 ■ Non-Conf,
 ■ S Site,
 ■ Home
 ■ Away
 N Neutral

Average RPI Win: 226	WON-LOST	WINNING	LAST 10	STRENGTH OF	OPP. STRENGTH	TEAM	ADJ.	CONF.	ADJ CONF.
Average RPI Loss: 144	RECORD	PCT. RANK	GAMES	SCHEDULE	OF SCHEDULE	RPI	RPI	RPI	RPI
DIV. I ONLY	4- 21	329	0- 1	111	191	284	284	17	17
DIV. I NON-CONF.	3- 11	292	0- 0	54	217	218	218	16	16
TOTALS	RPI 1-25	RPI 26-50	W-L RECORDS	RPI 51-100	RPI 101-150	RPI 150+			
4- 21	0- 0	0- 2	OVERALL	0- 3	1- 8	3- 8			
2- 8	0- 0	0- 0	HOME	0- 1	0- 3	2- 4			
0- 13	0- 0	0- 2	AWAY	0- 2	0- 5	0- 4			
2- 0	0- 0	0- 0	NEUTRAL	0- 0	1- 0	1- 0			
3- 11	0- 0	0- 2	NON-CONFERENCE	0- 3	1- 3	2- 3			
1- 3	0- 0	0- 0	HOME	0- 1	0- 1	1- 1			
0- 8	0- 0	0- 2	AWAY	0- 2	0- 2	0- 2			
2- 0	0- 0	0- 0	NEUTRAL	0- 0	1- 0	1- 0			
1- 10	0- 0	0- 0	CONFERENCE	0- 0	0- 5	1- 5			
1- 5	0- 0	0- 0	HOME	0- 0	0- 2	1- 3			
0- 5	0- 0	0- 0	AWAY	0- 0	0- 3	0- 2			
0- 0	0- 0	0- 0	NEUTRAL	0- 0	0- 0	0- 0			

RPI S	Opponent	Score	RPI S	Opponent	Score	RPI S	Opponent	Score	RPI S	Opponent	Score	Team's RPI: 284
30	A Oregon St.	46 100	72	A Penn	34 65	110	H St. John's (NY)	57 83				
41	A Villanova	68 81	77	H Drexel	43 58	112	A VCU	38 68				
			84	A Harvard	43 88	113	A Dayton	45 84				
						115	A Towson	68 92				
						117	A Providence	47 77				
						124	N Pepperdine	62 55				
						132	H Fordham	54 65				
						148	A Davidson	61 80				
						150	H Duquesne	62 66				
						170	A Temple	47 75				
						195	A Saint Louis	58 69				
						196	H Massachusetts	60 74				
						209	H George Washington	59 67				
						218	A Robert Morris	39 67				
						226	H Howard	54 57				
						228	H Rhode Island	77 71				
						253	A Saint Joseph's	57 60				
						255	H Richmond	60 74				
						274	H Norfolk St.	62 52				
						279	N Northern Ky.	74 56				
LAST 12 Division I GAMES:												
195	A Saint Louis	58 69	253	A Saint Joseph's	57 60							
228	H Rhode Island	77 71	209	H George Washington	59 67							
148	A Davidson	61 80	196	H Massachusetts	60 74							
132	H Fordham	54 65	112	A VCU	38 68							
255	H Richmond	60 74	113	A Dayton	45 84							
150	H Duquesne	62 66	170	A Temple	47 75							

Non-Div I Games:

La Salle

■ Loss,
 ■ Non-Conf,
 ■ S Site,
 ■ H Home
 ■ A Away
 N Neutral

Average RPI Win:	311	WON-LOST	WINNING	LAST 10	STRENGTH OF	OPP. STRENGTH	TEAM	ADJ.	CONF.	ADJ CONF.
Average RPI Loss:	175	RECORD	PCT. RANK	GAMES	SCHEDULE	OF SCHEDULE	RPI	RPI	RPI	RPI
DIV. I ONLY	6- 14	278	1- 0	316	232	295	295	12	12	
DIV. I NON-CONF.	4- 5	190	0- 0	349	335	318	318	15	15	
TOTALS	RPI 1-25	RPI 26-50	W-L RECORDS	RPI 51-100	RPI 101-150	RPI 150+				
6- 14	0- 0	0- 0	OVERALL	0- 2	0- 3	6- 9				
3- 4	0- 0	0- 0	HOME	0- 0	0- 1	3- 3				
3- 10	0- 0	0- 0	AWAY	0- 2	0- 2	3- 6				
0- 0	0- 0	0- 0	NEUTRAL	0- 0	0- 0	0- 0				
4- 5	0- 0	0- 0	NON-CONFERENCE	0- 0	0- 1	4- 4				
2- 1	0- 0	0- 0	HOME	0- 0	0- 0	2- 1				
2- 4	0- 0	0- 0	AWAY	0- 0	0- 1	2- 3				
0- 0	0- 0	0- 0	NEUTRAL	0- 0	0- 0	0- 0				
2- 9	0- 0	0- 0	CONFERENCE	0- 2	0- 2	2- 5				
1- 3	0- 0	0- 0	HOME	0- 0	0- 1	1- 2				
1- 6	0- 0	0- 0	AWAY	0- 2	0- 1	1- 3				
0- 0	0- 0	0- 0	NEUTRAL	0- 0	0- 0	0- 0				

RPI 1-25				RPI 26-50				RPI 51-100				RPI 101+				Team's RPI: 295	
RPI	S	Opponent	Score	RPI	S	Opponent	Score	RPI	S	Opponent	Score	RPI	S	Opponent	Score		
								60	A	Little Rock	44	63	108	A	South Alabama	49	77
								81	A	Troy	56	78	135	A	Texas Tech	42	86
													140	H	Appalachian St.	58	80
													157	A	Georgia St.	46	68
													157	H	Georgia St.	41	56
													175	A	Arkansas St.	54	64
													180	H	Nicholls St.	54	55
													188	H	Coastal Caro.	54	79
													205	A	SMU	38	49
													252	A	Louisiana	45	52
													276	A	Southeastern La.	42	49
													288	A	Ga. Southern	80	62
													288	H	Ga. Southern	58	57
													309	H	Mississippi Val.	72	65
													317	A	New Orleans	57	44
													330	H	McNeese	69	60
													332	A	Houston Baptist	60	68
													333	A	Northwestern St.	63	55
LAST 12 Division I GAMES:																	
288	A	Ga. Southern	80	62	252	A	Louisiana	45	52								
157	A	Georgia St.	46	68	157	H	Georgia St.	41	56								
140	H	Appalachian St.	58	80	288	H	Ga. Southern	58	57								
188	H	Coastal Caro.	54	79	175	A	Arkansas St.	54	64								
108	A	South Alabama	49	77	60	A	Little Rock	44	63								
81	A	Troy	56	78	332	A	Houston Baptist	60	68								

Non-Div I Games: LSU-Alexandria 93 62 Ark.-Monticello 70 39

La.-Monroe

■ Loss,
 ■ Non-Conf, S Site,
 ■ Home
 ■ Away
 N Neutral

Lafayette

Through Games Of Feb. 10, 2019

Average RPI Win:	257	WON-LOST	WINNING	LAST 10	STRENGTH OF	OPP. STRENGTH	TEAM	ADJ.	CONF.	ADJ CONF.
Average RPI Loss:	217	RECORD	PCT. RANK	GAMES	SCHEDULE	OF SCHEDULE	RPI	RPI	RPI	RPI
DIV. I ONLY	7- 15	267	0- 1	314	306	312	312	19	19	
DIV. I NON-CONF.	5- 6	177	0- 1	351	342	336	336	22	22	
TOTALS	RPI 1-25	RPI 26-50	W-L RECORDS	RPI 51-100	RPI 101-150	RPI 150+				
7- 15	0- 0	0- 2	OVERALL	0- 1	0- 1	7- 11				
5- 5	0- 0	0- 1	HOME	0- 0	0- 1	5- 3				
2- 9	0- 0	0- 1	AWAY	0- 1	0- 0	2- 7				
0- 1	0- 0	0- 0	NEUTRAL	0- 0	0- 0	0- 1				
5- 6	0- 0	0- 0	NON-CONFERENCE	0- 0	0- 0	5- 6				
3- 2	0- 0	0- 0	HOME	0- 0	0- 0	3- 2				
2- 3	0- 0	0- 0	AWAY	0- 0	0- 0	2- 3				
0- 1	0- 0	0- 0	NEUTRAL	0- 0	0- 0	0- 1				
2- 9	0- 0	0- 2	CONFERENCE	0- 1	0- 1	2- 5				
2- 3	0- 0	0- 1	HOME	0- 0	0- 1	2- 1				
0- 6	0- 0	0- 1	AWAY	0- 1	0- 0	0- 4				
0- 0	0- 0	0- 0	NEUTRAL	0- 0	0- 0	0- 0				

RPI S	Opponent	Score	RPI S	Opponent	Score	RPI S	Opponent	Score	RPI S	Opponent	Score	Team's RPI: 312
46	A Bucknell	43 75	46	H Bucknell	47 56	95	A American	45 60	142	H Boston U.	44 47	
									151	N Delaware	47 65	
									154	H Lehigh	43 70	
									206	H Navy	55 42	
									208	A Holy Cross	53 56	
									208	H Holy Cross	73 63	
									215	H Monmouth	73 69	
									238	H Albany (NY)	67 66	
									247	A Colgate	49 60	
									265	H Binghamton	59 50	
									273	H Cornell	59 62	
									294	A Fla. Atlantic	49 53	
									302	A Army West Point	50 65	
									306	A Manhattan	49 60	
									307	A Loyola Maryland	50 62	
									323	A Wagner	66 43	
									328	H Saint Peter's	60 62	
									344	A Fairleigh Dickinson	63 57	
									351	A LIU Brooklyn	50 55	
LAST 12 Division I GAMES:												
151	N Delaware	47 65	307	A Loyola Maryland	50 62							
46	A Bucknell	43 75	302	A Army West Point	50 65							
208	A Holy Cross	53 56	46	H Bucknell	47 56							
142	H Boston U.	44 47	247	A Colgate	49 60							
95	A American	45 60	208	H Holy Cross	73 63							
206	H Navy	55 42	154	H Lehigh	43 70							

Non-Div I Games:

Lafayette

Loss, Non-Conf, S Site, H Home A Away N Neutral

Average RPI Win:	232	WON-LOST	WINNING	LAST 10	STRENGTH OF	OPP. STRENGTH	TEAM	ADJ.	CONF.	ADJ CONF.
Average RPI Loss:	63	RECORD	PCT. RANK	GAMES	SCHEDULE	OF SCHEDULE	RPI	RPI	RPI	RPI
DIV. I ONLY	13- 5	64	0- 0	132	215	59	59	25	25	
DIV. I NON-CONF.	3- 4	199	0- 0	7	23	26	26	23	23	
TOTALS	RPI 1-25	RPI 26-50	W-L RECORDS	RPI 51-100	RPI 101-150	RPI 150+				
13- 5	1- 1	0- 1	OVERALL	1- 2	0- 0	11- 1				
6- 0	0- 0	0- 0	HOME	1- 0	0- 0	5- 0				
7- 4	1- 1	0- 0	AWAY	0- 2	0- 0	6- 1				
0- 1	0- 0	0- 1	NEUTRAL	0- 0	0- 0	0- 0				
3- 4	1- 1	0- 1	NON-CONFERENCE	1- 1	0- 0	1- 1				
1- 0	0- 0	0- 0	HOME	1- 0	0- 0	0- 0				
2- 3	1- 1	0- 0	AWAY	0- 1	0- 0	1- 1				
0- 1	0- 0	0- 1	NEUTRAL	0- 0	0- 0	0- 0				
10- 1	0- 0	0- 0	CONFERENCE	0- 1	0- 0	10- 0				
5- 0	0- 0	0- 0	HOME	0- 0	0- 0	5- 0				
5- 1	0- 0	0- 0	AWAY	0- 1	0- 0	5- 0				
0- 0	0- 0	0- 0	NEUTRAL	0- 0	0- 0	0- 0				

RPI 1-25				RPI 26-50				RPI 51-100 Team's RPI: 59				RPI 101+			
RPI	S	Opponent	Score	RPI	S	Opponent	Score	RPI	S	Opponent	Score	RPI	S	Opponent	Score
6	A	Mississippi St.	53 104	32	N	Ohio	62 87	53	A	SFA	58 70	167	A	Abilene Christian	63 60
20	A	Texas A&M	74 68					54	A	Kansas St.	55 73	169	A	Denver	110 117
								79	H	Pacific	82 66	180	H	Nicholls St.	78 65
												187	A	Sam Houston St.	83 72
												252	A	Louisiana	79 77
												267	H	A&M-Corpus Christi	76 58
												276	H	Southeastern La.	94 54
												287	H	Central Ark.	57 37
												317	A	New Orleans	79 57
												318	A	Incarnate Word	77 51
												330	A	McNeese	64 62
												332	H	Houston Baptist	63 50
LAST 12 Division I GAMES:															
53	A	SFA	58 70	276	H	Southeastern La.	94 54								
167	A	Abilene Christian	63 60	287	H	Central Ark.	57 37								
330	A	McNeese	64 62	317	A	New Orleans	79 57								
180	H	Nicholls St.	78 65	267	H	A&M-Corpus Christi	76 58								
187	A	Sam Houston St.	83 72	332	H	Houston Baptist	63 50								
318	A	Incarnate Word	77 51	79	H	Pacific	82 66								

Non-Div I Games: LeTourneau 104 27 Louisiana Col. 94 43 McMurry 100 37 Howard Payne 93 37 Lamar University

Average RPI Win: 264	WON-LOST	WINNING	LAST 10	STRENGTH OF	OPP. STRENGTH	TEAM	ADJ.	CONF.	ADJ CONF.
Average RPI Loss: 89	RECORD	PCT. RANK	GAMES	SCHEDULE	OF SCHEDULE	RPI	RPI	RPI	RPI
DIV. I ONLY	14- 7	80	0- 1	227	220	154	154	19	19
DIV. I NON-CONF.	7- 3	83	0- 1	245	239	156	156	22	22
TOTALS	RPI 1-25	RPI 26-50	W-L RECORDS	RPI 51-100	RPI 101-150	RPI 150+			
14- 7	0- 1	0- 2	OVERALL	0- 1	0- 2	14- 1			
9- 4	0- 0	0- 1	HOME	0- 1	0- 1	9- 1			
5- 3	0- 1	0- 1	AWAY	0- 0	0- 1	5- 0			
0- 0	0- 0	0- 0	NEUTRAL	0- 0	0- 0	0- 0			
7- 3	0- 1	0- 1	NON-CONFERENCE	0- 0	0- 0	7- 1			
5- 2	0- 0	0- 1	HOME	0- 0	0- 0	5- 1			
2- 1	0- 1	0- 0	AWAY	0- 0	0- 0	2- 0			
0- 0	0- 0	0- 0	NEUTRAL	0- 0	0- 0	0- 0			
7- 4	0- 0	0- 1	CONFERENCE	0- 1	0- 2	7- 0			
4- 2	0- 0	0- 0	HOME	0- 1	0- 1	4- 0			
3- 2	0- 0	0- 1	AWAY	0- 0	0- 1	3- 0			
0- 0	0- 0	0- 0	NEUTRAL	0- 0	0- 0	0- 0			

RPI 1-25				RPI 26-50				RPI 51-100				RPI 101+ Team's RPI: 154			
RPI	S	Opponent	Score	RPI	S	Opponent	Score	RPI	S	Opponent	Score	RPI	S	Opponent	Score
1	A	Notre Dame	68 95	41	H	Villanova	48 70	95	H	American	53 61	142	A	Boston U.	45 58
				46	A	Bucknell	53 71					142	H	Boston U.	48 52
												153	H	Charlotte	60 62
												206	A	Navy	56 38
												206	H	Navy	66 55
												208	H	Holy Cross	64 55
												215	H	Monmouth	63 48
												223	H	Sacred Heart	70 66
												247	H	Colgate	86 58
												265	A	Binghamton	65 55
												273	H	Cornell	67 54
												274	H	Norfolk St.	62 41
												302	A	Army West Point	73 50
												303	A	Central Conn. St.	88 62
												307	H	Loyola Maryland	51 42
												312	A	Lafayette	70 43
												351	H	LIU Brooklyn	72 38
LAST 12 Division I GAMES:															
153	H	Charlotte	60 62	95	H	American	53 61	142	A	Bucknell	53 71	142	A	Boston U.	45 58
142	H	Boston U.	48 52	46	A	Bucknell	53 71	206	A	Boston U.	45 58	206	H	Navy	66 55
206	H	Navy	66 55	142	A	Boston U.	45 58	208	H	Holy Cross	64 55	208	H	Holy Cross	64 55
307	H	Loyola Maryland	51 42	206	A	Navy	56 38	206	A	Navy	56 38	206	A	Navy	56 38
302	A	Army West Point	73 50	312	A	Lafayette	70 43	247	H	Colgate	86 58	247	H	Colgate	86 58
247	H	Colgate	86 58												

Non-Div I Games: Kutztown 73 39

Lehigh

■ Loss,
 ■ Non-Conf, S Site,
 ■ Home
 ■ Away
 N Neutral

Liberty

Through Games Of Feb. 10, 2019

Average RPI Win: 259	WON-LOST	WINNING	LAST 10	STRENGTH OF	OPP. STRENGTH	TEAM	ADJ.	CONF.	ADJ CONF.
Average RPI Loss: 162	RECORD	PCT. RANK	GAMES	SCHEDULE	OF SCHEDULE	RPI	RPI	RPI	RPI
DIV. I ONLY	8- 14	245	0- 1	209	243	236	236	24	24
DIV. I NON-CONF.	3- 9	271	0- 1	138	213	251	251	26	26
TOTALS	RPI 1-25	RPI 26-50	W-L RECORDS	RPI 51-100	RPI 101-150	RPI 150+			
8- 14	0- 1	0- 1	OVERALL	0- 3	1- 1	7- 8			
3- 5	0- 0	0- 1	HOME	0- 2	0- 0	3- 2			
4- 6	0- 0	0- 0	AWAY	0- 1	0- 1	4- 4			
1- 3	0- 1	0- 0	NEUTRAL	0- 0	1- 0	0- 2			
3- 9	0- 1	0- 1	NON-CONFERENCE	0- 1	1- 1	2- 5			
1- 2	0- 0	0- 1	HOME	0- 1	0- 0	1- 0			
1- 4	0- 0	0- 0	AWAY	0- 0	0- 1	1- 3			
1- 3	0- 1	0- 0	NEUTRAL	0- 0	1- 0	0- 2			
5- 5	0- 0	0- 0	CONFERENCE	0- 2	0- 0	5- 3			
2- 3	0- 0	0- 0	HOME	0- 1	0- 0	2- 2			
3- 2	0- 0	0- 0	AWAY	0- 1	0- 0	3- 1			
0- 0	0- 0	0- 0	NEUTRAL	0- 0	0- 0	0- 0			

RPI 1-25			RPI 26-50			RPI 51-100			RPI 101+ Team's RPI: 236		
RPI	S	Opponent	Score	RPI	S	Opponent	Score	RPI	S	Opponent	Score
14	N	UCF	45 53	36	H	James Madison	53 74	69	H	Virginia Tech	61 72
								70	A	FGCU	50 68
								70	H	FGCU	64 65
								143	A	Chattanooga	60 75
								150	N	Duquesne	55 51
								153	N	Charlotte	61 63
								204	A	East Carolina	63 66
								212	A	Stetson	52 69
								212	H	Saint Francis (PA)	82 53
								212	H	Stetson	56 68
								242	A	Jacksonville	85 75
								242	H	Jacksonville	52 64
								246	A	ETSU	89 86
								259	A	Bethune-Cookman	76 81
								274	N	Norfolk St.	53 66
								275	H	North Florida	69 53
								300	A	Kennesaw St.	67 61
								313	A	UNC Greensboro	45 48
								321	H	NJIT	58 47
								322	A	Lipscomb	77 60
LAST 12 Division I GAMES:											
274	N	Norfolk St.	53 66	275	H	North Florida	69 53				
70	H	FGCU	64 65	300	A	Kennesaw St.	67 61				
212	H	Stetson	56 68	242	H	Jacksonville	52 64				
321	H	NJIT	58 47	212	A	Stetson	52 69				
322	A	Lipscomb	77 60	70	A	FGCU	50 68				
242	A	Jacksonville	85 75	150	N	Duquesne	55 51				

Non-Div I Games: West Chester 61 42

Liberty

Loss, Non-Conf, S Site, H Home A Away N Neutral

RPI 1-25				RPI 26-50				RPI 51-100				RPI 101+				Team's RPI: 322	
RPI	S	Opponent	Score	RPI	S	Opponent	Score	RPI	S	Opponent	Score	RPI	S	Opponent	Score		
								57	A	Clemson	26	68	103	A	Georgia	45	77
								64	A	Belmont	43	83	121	A	Morehead St.	44	79
								70	A	FGCU	40	82	131	H	Tennessee Tech	52	67
								86	A	Cincinnati	55	71	134	H	UT Martin	53	62
													141	H	North Ala.	60	81
													201	H	Jacksonville St.	46	58
													212	A	Stetson	49	76
													212	H	Stetson	65	80
													236	H	Liberty	60	77
													242	A	Jacksonville	47	62
													242	H	Jacksonville	61	58
													275	A	North Florida	66	72
													275	H	North Florida	53	68
													282	A	Murray St.	61	97
													286	A	Austin Peay	58	70
													290	H	Tennessee St.	64	62
													291	H	Col. of Charleston	63	65
													299	A	Alabama A&M	62	58
													321	A	NJIT	67	80
LAST 12 Division I GAMES:																	
				242	H	Jacksonville	61	58	321	A	NJIT	67	80				
				275	A	North Florida	66	72	212	H	Stetson	65	80				
				141	H	North Ala.	60	81	275	H	North Florida	53	68				
				236	H	Liberty	60	77	242	A	Jacksonville	47	62				
				212	A	Stetson	49	76	121	A	Morehead St.	44	79				
				70	A	FGCU	40	82	131	H	Tennessee Tech	52	67				

Lipscomb

Page 144

Little Rock

Through Games Of Feb. 10, 2019

Average RPI Win:	174	WON-LOST	WINNING	LAST 10	STRENGTH OF	OPP. STRENGTH	TEAM	ADJ.	CONF.	ADJ CONF.
Average RPI Loss:	55	RECORD	PCT. RANK	GAMES	SCHEDULE	OF SCHEDULE	RPI	RPI	RPI	RPI
DIV. I ONLY	14- 8	101	1- 0	30	104	60	60	12	12	
DIV. I NON-CONF.	4- 7	228	0- 0	33	16	118	118	15	15	
TOTALS	RPI 1-25	RPI 26-50	W-L RECORDS	RPI 51-100	RPI 101-150	RPI 150+				
14- 8	0- 2	0- 1	OVERALL	2- 4	4- 1	8- 0				
8- 5	0- 2	0- 1	HOME	2- 1	1- 1	5- 0				
6- 3	0- 0	0- 0	AWAY	0- 3	3- 0	3- 0				
0- 0	0- 0	0- 0	NEUTRAL	0- 0	0- 0	0- 0				
4- 7	0- 2	0- 1	NON-CONFERENCE	0- 3	1- 1	3- 0				
1- 5	0- 2	0- 1	HOME	0- 1	0- 1	1- 0				
3- 2	0- 0	0- 0	AWAY	0- 2	1- 0	2- 0				
0- 0	0- 0	0- 0	NEUTRAL	0- 0	0- 0	0- 0				
10- 1	0- 0	0- 0	CONFERENCE	2- 1	3- 0	5- 0				
7- 0	0- 0	0- 0	HOME	2- 0	1- 0	4- 0				
3- 1	0- 0	0- 0	AWAY	0- 1	2- 0	1- 0				
0- 0	0- 0	0- 0	NEUTRAL	0- 0	0- 0	0- 0				

RPI 1-25				RPI 26-50				RPI 51-100				Team's RPI: 60	RPI 101+			
RPI	S	Opponent	Score	RPI	S	Opponent	Score	RPI	S	Opponent	Score		RPI	S	Opponent	Score
6	H	Mississippi St.	63 98	31	H	Rice	65 79	54	H	Kansas St.	47 53		108	A	South Alabama	65 42
20	H	Texas A&M	40 61					55	A	LSU	45 60		108	H	South Alabama	47 44
								63	A	Missouri St.	44 48		127	H	Western Ky.	56 68
								81	A	Troy	66 71		140	A	Appalachian St.	74 59
								81	H	Troy	76 72		147	A	Tulsa	63 53
								90	H	UT Arlington	68 65		152	A	Louisiana Tech	69 58
													175	H	Arkansas St.	68 55
													181	H	Texas St.	62 47
													188	A	Coastal Caro.	60 47
													230	A	Memphis	63 60
													252	H	Louisiana	62 48
													294	H	Fla. Atlantic	61 38
													295	H	La.-Monroe	63 44
LAST 12 Division I GAMES:																
				108	H	South Alabama	47 44						181	H	Texas St.	62 47
				81	H	Troy	76 72						108	A	South Alabama	65 42
				175	H	Arkansas St.	68 55						81	A	Troy	66 71
				140	A	Appalachian St.	74 59						252	H	Louisiana	62 48
				188	A	Coastal Caro.	60 47						295	H	La.-Monroe	63 44
				90	H	UT Arlington	68 65						63	A	Missouri St.	44 48

Non-Div I Games:

Little Rock

Loss, Non-Conf, S Site, H Home A Away N Neutral

Average RPI Win: 229	WON-LOST	WINNING	LAST 10	STRENGTH OF	OPP. STRENGTH	TEAM	ADJ.	CONF.	ADJ CONF.
Average RPI Loss: 151	RECORD	PCT. RANK	GAMES	SCHEDULE	OF SCHEDULE	RPI	RPI	RPI	RPI
DIV. I ONLY	7- 15	267	1- 0	195	175	261	261	21	21
DIV. I NON-CONF.	3- 10	278	0- 0	115	143	258	258	20	20
TOTALS	RPI 1-25	RPI 26-50	W-L RECORDS	RPI 51-100	RPI 101-150	RPI 150+			
7- 15	0- 1	0- 2	OVERALL	1- 4	0- 1	6- 7			
4- 8	0- 0	0- 1	HOME	1- 2	0- 0	3- 5			
3- 7	0- 1	0- 1	AWAY	0- 2	0- 1	3- 2			
0- 0	0- 0	0- 0	NEUTRAL	0- 0	0- 0	0- 0			
3- 10	0- 1	0- 2	NON-CONFERENCE	1- 3	0- 1	2- 3			
2- 6	0- 0	0- 1	HOME	1- 2	0- 0	1- 3			
1- 4	0- 1	0- 1	AWAY	0- 1	0- 1	1- 0			
0- 0	0- 0	0- 0	NEUTRAL	0- 0	0- 0	0- 0			
4- 5	0- 0	0- 0	CONFERENCE	0- 1	0- 0	4- 4			
2- 2	0- 0	0- 0	HOME	0- 0	0- 0	2- 2			
2- 3	0- 0	0- 0	AWAY	0- 1	0- 0	2- 2			
0- 0	0- 0	0- 0	NEUTRAL	0- 0	0- 0	0- 0			

RPI 1-25				RPI 26-50				RPI 51-100				RPI 101+ Team's RPI: 261			
RPI	S	Opponent	Score	RPI	S	Opponent	Score	RPI	S	Opponent	Score	RPI	S	Opponent	Score
4	A	Oregon	48 110	49	H	Southern California	50 86	80	H	Arizona	43 70	137	A	Montana St.	62 85
				50	A	Utah	59 82	83	H	UNI	64 71	158	H	CSUN	37 51
								89	H	Idaho	70 63	164	A	UC Riverside	63 45
								91	A	UC Davis	50 70	164	H	UC Riverside	59 73
								99	A	Loyola Marymount	62 71	219	A	Utah St.	50 48
												233	H	Nevada	67 76
												240	H	Hawaii	56 40
												244	A	Cal St. Fullerton	59 53
												257	H	San Diego	56 60
												262	H	California Baptist	83 85
												293	A	UC Santa Barbara	54 60
												310	A	Cal Poly	59 66
												310	H	Cal Poly	61 58
												339	H	Grand Canyon	57 50
LAST 12 Division I GAMES:															
240	H	Hawaii	56 40	293	A	UC Santa Barbara	54 60								
310	A	Cal Poly	59 66	310	H	Cal Poly	61 58								
244	A	Cal St. Fullerton	59 53	164	A	UC Riverside	63 45								
91	A	UC Davis	50 70	219	A	Utah St.	50 48								
158	H	CSUN	37 51	339	H	Grand Canyon	57 50								
164	H	UC Riverside	59 73	99	A	Loyola Marymount	62 71								

Non-Div I Games:

Long Beach St.

■ Loss,
■ Non-Conf, S Site,
■ Home
■ Away
N Neutral

Average RPI Win:	220	WON-LOST	WINNING	LAST 10	STRENGTH OF	OPP. STRENGTH	TEAM	ADJ.	CONF.	ADJ CONF.
Average RPI Loss:	218	RECORD	PCT. RANK	GAMES	SCHEDULE	OF SCHEDULE	RPI	RPI	RPI	RPI
DIV. I ONLY	2- 19	339	0- 1	233	344	342	342	28	28	
DIV. I NON-CONF.	1- 9	326	0- 0	175	338	334	334	29	29	
TOTALS	RPI 1-25	RPI 26-50	W-L RECORDS	RPI 51-100	RPI 101-150	RPI 150+				
2- 19	0- 0	0- 0	OVERALL	0- 2	0- 3	2- 14				
2- 8	0- 0	0- 0	HOME	0- 1	0- 1	2- 6				
0- 10	0- 0	0- 0	AWAY	0- 1	0- 2	0- 7				
0- 1	0- 0	0- 0	NEUTRAL	0- 0	0- 0	0- 1				
1- 9	0- 0	0- 0	NON-CONFERENCE	0- 1	0- 2	1- 6				
1- 4	0- 0	0- 0	HOME	0- 0	0- 0	1- 4				
0- 4	0- 0	0- 0	AWAY	0- 1	0- 2	0- 1				
0- 1	0- 0	0- 0	NEUTRAL	0- 0	0- 0	0- 1				
1- 10	0- 0	0- 0	CONFERENCE	0- 1	0- 1	1- 8				
1- 4	0- 0	0- 0	HOME	0- 1	0- 1	1- 2				
0- 6	0- 0	0- 0	AWAY	0- 0	0- 0	0- 6				
0- 0	0- 0	0- 0	NEUTRAL	0- 0	0- 0	0- 0				

RPI 1-25				RPI 26-50				RPI 51-100				RPI 101+ Team's RPI: 342					
RPI	S	Opponent	Score	RPI	S	Opponent	Score	RPI	S	Opponent	Score	RPI	S	Opponent	Score		
								69	A	Virginia Tech	39	93	109	A	UNCW	33	35
								94	H	Radford	34	68	112	A	VCU	55	84
													133	H	High Point	54	65
													179	H	UMES	83	71
													184	H	Eastern Mich.	45	64
													190	A	Hampton	40	66
													194	A	UNC Asheville	55	80
													204	N	East Carolina	52	61
													212	H	Saint Francis (PA)	88	91
													241	H	Campbell	60	66
													260	A	Gardner-Webb	78	80
													260	H	Gardner-Webb	85	79
													263	A	Winthrop	69	77
													274	A	Norfolk St.	42	74
													285	H	Wofford	72	101
													316	H	Charleston So.	74	81
													323	H	Wagner	60	86
													335	A	Presbyterian	66	81
													340	A	USC Upstate	67	72
LAST 12 Division I GAMES:																	
260	A	Gardner-Webb	78	80	94	H	Radford	34	68								
133	H	High Point	54	65	190	A	Hampton	40	66								
260	H	Gardner-Webb	85	79	316	H	Charleston So.	74	81								
241	H	Campbell	60	66	335	A	Presbyterian	66	81								
340	A	USC Upstate	67	72	263	A	Winthrop	69	77								
194	A	UNC Asheville	55	80	69	A	Virginia Tech	39	93								

Non-Div I Games:

Longwood

■ Loss,
 ■ Non-Conf,
 ■ S Site,
 ■ H Home
 ■ A Away
 N Neutral

Average RPI Win:	251	WON-LOST	WINNING	LAST 10	STRENGTH OF	OPP. STRENGTH	TEAM	ADJ.	CONF.	ADJ CONF.
Average RPI Loss:	137	RECORD	PCT. RANK	GAMES	SCHEDULE	OF SCHEDULE	RPI	RPI	RPI	RPI
DIV. I ONLY	6- 16	290	0- 1	110	195	252	252	12	12	
DIV. I NON-CONF.	2- 8	293	0- 0	126	203	263	263	15	15	
TOTALS	RPI 1-25	RPI 26-50	W-L RECORDS	RPI 51-100	RPI 101-150	RPI 150+				
6- 16	0- 1	0- 0	OVERALL	0- 6	1- 1	5- 8				
5- 5	0- 0	0- 0	HOME	0- 3	1- 0	4- 2				
1- 10	0- 1	0- 0	AWAY	0- 3	0- 1	1- 5				
0- 1	0- 0	0- 0	NEUTRAL	0- 0	0- 0	0- 1				
2- 8	0- 1	0- 0	NON-CONFERENCE	0- 3	0- 0	2- 4				
1- 3	0- 0	0- 0	HOME	0- 2	0- 0	1- 1				
1- 4	0- 1	0- 0	AWAY	0- 1	0- 0	1- 2				
0- 1	0- 0	0- 0	NEUTRAL	0- 0	0- 0	0- 1				
4- 8	0- 0	0- 0	CONFERENCE	0- 3	1- 1	3- 4				
4- 2	0- 0	0- 0	HOME	0- 1	1- 0	3- 1				
0- 6	0- 0	0- 0	AWAY	0- 2	0- 1	0- 3				
0- 0	0- 0	0- 0	NEUTRAL	0- 0	0- 0	0- 0				

RPI 1-25			RPI 26-50			RPI 51-100			RPI 101+			Team's RPI: 252
RPI	S	Opponent	Score	RPI	S	Opponent	Score	RPI	S	Opponent	Score	
6	A	Mississippi St.	36 104					52	A	Auburn	59 71	108 A South Alabama 60 83
								55	H	LSU	54 76	140 H Appalachian St. 73 55
								59	H	Lamar University	77 79	157 A Georgia St. 71 74
								60	A	Little Rock	48 62	157 H Georgia St. 57 54
								81	A	Troy	64 90	175 A Arkansas St. 75 87
								90	H	UT Arlington	61 76	187 H Sam Houston St. 62 68
												188 H Coastal Caro. 58 76
												198 A Ole Miss 57 79
												217 A UTRGV 60 75
												267 N A&M-Corpus Christi 63 64
												288 A Ga. Southern 71 79
												288 H Ga. Southern 59 48
												295 H La.-Monroe 52 45
												298 H Jackson St. 68 61
												330 A McNeese 70 59
LAST 12 Division I GAMES:												
157	A	Georgia St.	71 74	108	A	South Alabama	60 83					
288	A	Ga. Southern	71 79	295	H	La.-Monroe	52 45					
188	H	Coastal Caro.	58 76	288	H	Ga. Southern	59 48					
140	H	Appalachian St.	73 55	157	H	Georgia St.	57 54					
90	H	UT Arlington	61 76	60	A	Little Rock	48 62					
81	A	Troy	64 90	175	A	Arkansas St.	75 87					

Non-Div I Games: Dillard

69 72

Louisiana

2019-2020				Through Games Of Feb. 10, 2019						
Average RPI Win:	211	WON-LOST	WINNING	LAST 10	STRENGTH OF	OPP. STRENGTH	TEAM	ADJ.	CONF.	ADJ CONF.
Average RPI Loss:	119	RECORD	PCT. RANK	GAMES	SCHEDULE	OF SCHEDULE	RPI	RPI	RPI	RPI
DIV. I ONLY	12- 11	157	1- 0	141	118	152	152	14	14	
DIV. I NON-CONF.	7- 5	132	1- 0	229	71	140	140	19	19	

TOTALS	RPI 1-25		RPI 26-50	W-L RECORDS		RPI 51-100	RPI 101-150		RPI 150+	
12- 11	0- 1		0- 1	OVERALL		1- 4	2- 1		9- 4	
7- 4	0- 0		0- 1	HOME		1- 2	0- 0		6- 1	
4- 6	0- 1		0- 0	AWAY		0- 1	1- 1		3- 3	
1- 1	0- 0		0- 0	NEUTRAL		0- 1	1- 0		0- 0	
7- 5	0- 1		0- 0	NON-CONFERENCE		1- 2	1- 0		5- 2	
3- 1	0- 0		0- 0	HOME		1- 1	0- 0		2- 0	
3- 3	0- 1		0- 0	AWAY		0- 0	0- 0		3- 2	
1- 1	0- 0		0- 0	NEUTRAL		0- 1	1- 0		0- 0	
5- 6	0- 0		0- 1	CONFERENCE		0- 2	1- 1		4- 2	
4- 3	0- 0		0- 1	HOME		0- 1	0- 0		4- 1	
1- 3	0- 0		0- 0	AWAY		0- 1	1- 1		0- 1	
0- 0	0- 0		0- 0	NEUTRAL		0- 0	0- 0		0- 0	

RPI 1-25				RPI 26-50				RPI 51-100				RPI 101+ Team's RPI: 152			
RPI	S	Opponent	Score	RPI	S	Opponent	Score	RPI	S	Opponent	Score	RPI	S	Opponent	Score
18	A	Arizona St.	44 80	31	H	Rice	51 61	58	A	Middle Tenn.	38 75	125	A	UAB	73 68
								60	H	Little Rock	58 69	127	A	Western Ky.	76 81
								63	N	Missouri St.	70 82	129	N	Alabama	79 62
								71	H	Old Dominion	59 70	153	H	Charlotte	88 51
								100	H	Houston	100 88	172	H	North Texas	54 65
												175	A	Arkansas St.	80 70
												193	H	Southern Miss.	106 85
												198	H	Ole Miss	80 71
												225	A	Marshall	88 90
												230	A	Memphis	66 50
												237	A	UMKC	70 80
												248	A	Wichita St.	56 70
												276	H	Southeastern La.	72 53
												294	H	Fla. Atlantic	86 55
												325	H	FIU	90 72
												330	A	McNeese	89 48
LAST 12 Division I GAMES:															
129	N	Alabama	79 62	153	H	Charlotte	88 51								
193	H	Southern Miss.	106 85	71	H	Old Dominion	59 70								
325	H	FIU	90 72	58	A	Middle Tenn.	38 75								
294	H	Fla. Atlantic	86 55	125	A	UAB	73 68								
127	A	Western Ky.	76 81	31	H	Rice	51 61								
225	A	Marshall	88 90	172	H	North Texas	54 65								

Non-Div I Games: LSU-Alexandria 112 70

Louisiana Tech

Loss, Non-Conf, S Site, H Home A Away N Neutral

Average RPI Win: 88		WON-LOST	WINNING	LAST 10	STRENGTH OF	OPP. STRENGTH	TEAM	ADJ.	CONF.	ADJ CONF.
Average RPI Loss: 1		RECORD	PCT. RANK	GAMES	SCHEDULE	OF SCHEDULE	RPI	RPI	RPI	RPI
DIV. I ONLY		23- 1	1	1- 0	9	1	3	3	1	1
DIV. I NON-CONF.		13- 0	1	0- 0	18	38	3	3	1	1
TOTALS		RPI 1-25	RPI 26-50		W-L RECORDS		RPI 51-100	RPI 101-150	RPI 150+	
23- 1	5- 1	3- 0		OVERALL		7- 0	6- 0	2- 0		
12- 0	3- 0	2- 0		HOME		3- 0	2- 0	2- 0		
9- 1	1- 1	1- 0		AWAY		4- 0	3- 0	0- 0		
2- 0	1- 0	0- 0		NEUTRAL		0- 0	1- 0	0- 0		
13- 0	2- 0	2- 0		NON-CONFERENCE		3- 0	4- 0	2- 0		
7- 0	1- 0	1- 0		HOME		2- 0	1- 0	2- 0		
4- 0	0- 0	1- 0		AWAY		1- 0	2- 0	0- 0		
2- 0	1- 0	0- 0		NEUTRAL		0- 0	1- 0	0- 0		
10- 1	3- 1	1- 0		CONFERENCE		4- 0	2- 0	0- 0		
5- 0	2- 0	1- 0		HOME		1- 0	1- 0	0- 0		
5- 1	1- 1	0- 0		AWAY		3- 0	1- 0	0- 0		
0- 0	0- 0	0- 0		NEUTRAL		0- 0	0- 0	0- 0		

RPI	S	Opponent	Score	RPI	S	Opponent	Score	RPI	S	Opponent	Score	RPI	S	Opponent	Score
1	A	Notre Dame	68 82	26	A	Central Mich.	72 68	57	A	Clemson	76 44	106	N	Hartford	86 69
7	H	UConn	78 69	27	H	Kentucky	80 75	62	H	Miami (OH)	95 73	118	A	Wake Forest	73 49
9	H	Syracuse	76 51	43	H	Georgia Tech	61 44	65	A	Boise St.	74 55	126	H	Pittsburgh	70 42
16	A	Florida St.	68 49					69	A	Virginia Tech	72 63	127	A	Western Ky.	102 80
18	N	Arizona St.	58 56					73	A	Duke	73 51	134	H	UT Martin	102 62
25	H	North Carolina	73 66					96	H	Nebraska	85 68	143	A	Chattanooga	75 49
								98	H	Virginia	91 43	279	H	Northern Ky.	92 59
												290	H	Tennessee St.	107 52
LAST 12 Division I GAMES:															
69	A	Virginia Tech	72 63	118	A	Wake Forest	73 49								
9	H	Syracuse	76 51	98	H	Virginia	91 43								
57	A	Clemson	76 44	43	H	Georgia Tech	61 44								
7	H	UConn	78 69	1	A	Notre Dame	68 82								
126	H	Pittsburgh	70 42	73	A	Duke	73 51								
16	A	Florida St.	68 49	25	H	North Carolina	73 66								

Non-Div I Games:

Louisville

■ Loss,
 ■ Non-Conf, S Site,
 ■ Home
 ■ Away
 N Neutral

Average RPI Win:	288	WON-LOST	WINNING	LAST 10	STRENGTH OF	OPP. STRENGTH	TEAM	ADJ.	CONF.	ADJ CONF.
Average RPI Loss:	106	RECORD	PCT. RANK	GAMES	SCHEDULE	OF SCHEDULE	RPI	RPI	RPI	RPI
DIV. I ONLY	10- 12	196	0- 1	253	197	249	249	13	13	
DIV. I NON-CONF.	6- 5	143	0- 0	340	306	276	276	14	14	
TOTALS	RPI 1-25	RPI 26-50	W-L RECORDS	RPI 51-100	RPI 101-150	RPI 150+				
10- 12	0- 2	0- 1	OVERALL	0- 4	0- 1	10- 4				
8- 5	0- 1	0- 1	HOME	0- 1	0- 0	8- 2				
2- 7	0- 1	0- 0	AWAY	0- 3	0- 1	2- 2				
0- 0	0- 0	0- 0	NEUTRAL	0- 0	0- 0	0- 0				
6- 5	0- 0	0- 1	NON-CONFERENCE	0- 1	0- 1	6- 2				
4- 2	0- 0	0- 1	HOME	0- 0	0- 0	4- 1				
2- 3	0- 0	0- 0	AWAY	0- 1	0- 1	2- 1				
0- 0	0- 0	0- 0	NEUTRAL	0- 0	0- 0	0- 0				
4- 7	0- 2	0- 0	CONFERENCE	0- 3	0- 0	4- 2				
4- 3	0- 1	0- 0	HOME	0- 1	0- 0	4- 1				
0- 4	0- 1	0- 0	AWAY	0- 2	0- 0	0- 1				
0- 0	0- 0	0- 0	NEUTRAL	0- 0	0- 0	0- 0				

RPI 1-25				RPI 26-50				RPI 51-100				RPI 101+ Team's RPI: 249			
RPI	S	Opponent	Score	RPI	S	Opponent	Score	RPI	S	Opponent	Score	RPI	S	Opponent	Score
21	A	Drake	60 69	34	H	DePaul	76 102	51	A	Purdue	41 65	128	A	Youngstown St.	63 74
21	H	Drake	55 83					63	A	Missouri St.	49 84	155	H	Bradley	56 69
								83	A	UNI	52 64	160	A	Southern Ill.	63 74
								83	H	UNI	65 71	174	H	Indiana St.	56 54
												189	H	Illinois St.	62 59
												232	A	Bowling Green	74 88
												237	H	UMKC	74 88
												256	H	SIUE	56 43
												283	A	Western Mich.	64 53
												292	H	Valparaiso	80 54
												329	A	UIC	75 60
												334	H	Purdue Fort Wayne	81 67
												336	H	Evansville	61 56
												337	H	Detroit Mercy	52 43
												347	H	Chicago St.	76 40
LAST 12 Division I GAMES:															
21	H	Drake	55 83	174	H	Indiana St.	56 54								
83	H	UNI	65 71	336	H	Evansville	61 56								
155	H	Bradley	56 69	83	A	UNI	52 64								
189	H	Illinois St.	62 59	21	A	Drake	60 69								
160	A	Southern Ill.	63 74	292	H	Valparaiso	80 54								
63	A	Missouri St.	49 84	34	H	DePaul	76 102								

Non-Div I Games:

Loyola Chicago

■ Loss,
 ■ Non-Conf,
 ■ S Site,
 ■ H Home
 ■ A Away
 N Neutral

Loyola Maryland

Through Games Of Feb. 10, 2019

Average RPI Win:	276	WON-LOST	WINNING	LAST 10	STRENGTH OF	OPP. STRENGTH	TEAM	ADJ.	CONF.	ADJ CONF.
Average RPI Loss:	172	RECORD	PCT. RANK	GAMES	SCHEDULE	OF SCHEDULE	RPI	RPI	RPI	RPI
DIV. I ONLY	3- 19	333	0- 1	150	272	307	307	19	19	
DIV. I NON-CONF.	1- 10	330	0- 1	141	252	295	295	22	22	
TOTALS	RPI 1-25	RPI 26-50	W-L RECORDS	RPI 51-100	RPI 101-150	RPI 150+				
3- 19	0- 1	0- 1	OVERALL	0- 2	0- 3	3- 12				
2- 7	0- 0	0- 1	HOME	0- 0	0- 1	2- 5				
1- 11	0- 1	0- 0	AWAY	0- 2	0- 1	1- 7				
0- 1	0- 0	0- 0	NEUTRAL	0- 0	0- 1	0- 0				
1- 10	0- 1	0- 0	NON-CONFERENCE	0- 1	0- 2	1- 6				
0- 3	0- 0	0- 0	HOME	0- 0	0- 0	0- 3				
1- 6	0- 1	0- 0	AWAY	0- 1	0- 1	1- 3				
0- 1	0- 0	0- 0	NEUTRAL	0- 0	0- 1	0- 0				
2- 9	0- 0	0- 1	CONFERENCE	0- 1	0- 1	2- 6				
2- 4	0- 0	0- 1	HOME	0- 0	0- 1	2- 2				
0- 5	0- 0	0- 0	AWAY	0- 1	0- 0	0- 4				
0- 0	0- 0	0- 0	NEUTRAL	0- 0	0- 0	0- 0				

RPI 1-25				RPI 26-50				RPI 51-100				RPI 101+ Team's RPI: 307			
RPI	S	Opponent	Score	RPI	S	Opponent	Score	RPI	S	Opponent	Score	RPI	S	Opponent	Score
17	A	Maryland	48 83	46	H	Bucknell	57 75	92	A	Georgetown	30 45	105	N	Boston College	47 73
								95	A	American	38 82	115	A	Towson	57 62
												142	H	Boston U.	62 64
												154	A	Lehigh	42 51
												163	H	William & Mary	49 65
												200	A	Dartmouth	41 54
												203	A	George Mason	38 70
												206	H	Navy	46 58
												208	A	Holy Cross	60 78
												208	H	Holy Cross	48 58
												215	A	Monmouth	75 67
												245	H	Mt. St. Mary's	67 77
												247	A	Colgate	64 73
												253	A	Saint Joseph's	46 49
												258	H	St. Francis Brooklyn	70 75
												302	A	Army West Point	57 69
												302	H	Army West Point	70 51
												312	H	Lafayette	62 50
LAST 12 Division I GAMES:															
253	A	Saint Joseph's	46 49	312	H	Lafayette	62 50	95	A	American	38 82				
208	H	Holy Cross	48 58					208	A	Holy Cross	60 78				
302	H	Army West Point	70 51					142	H	Boston U.	62 64				
154	A	Lehigh	42 51					302	A	Army West Point	57 69				
247	A	Colgate	64 73					206	H	Navy	46 58				
46	H	Bucknell	57 75												

Non-Div I Games:

Loyola Maryland

Loss, Non-Conf, S Site, H Home A Away N Neutral

Average RPI Win:	173	WON-LOST	WINNING	LAST 10	STRENGTH OF	OPP. STRENGTH	TEAM	ADJ.	CONF.	ADJ CONF.
Average RPI Loss:	110	RECORD	PCT. RANK	GAMES	SCHEDULE	OF SCHEDULE	RPI	RPI	RPI	RPI
DIV. I ONLY	15- 10	118	1- 0	90	111	99	99	8	8	
DIV. I NON-CONF.	7- 5	132	1- 0	99	199	105	105	7	7	
TOTALS	RPI 1-25	RPI 26-50	W-L RECORDS	RPI 51-100	RPI 101-150	RPI 150+				
15- 10	0- 1	2- 4	OVERALL	3- 0	0- 1	10- 4				
8- 3	0- 1	2- 0	HOME	1- 0	0- 0	5- 2				
7- 4	0- 0	0- 2	AWAY	2- 0	0- 1	5- 1				
0- 3	0- 0	0- 2	NEUTRAL	0- 0	0- 0	0- 1				
7- 5	0- 0	1- 2	NON-CONFERENCE	2- 0	0- 0	4- 3				
4- 1	0- 0	1- 0	HOME	1- 0	0- 0	2- 1				
3- 1	0- 0	0- 0	AWAY	1- 0	0- 0	2- 1				
0- 3	0- 0	0- 2	NEUTRAL	0- 0	0- 0	0- 1				
8- 5	0- 1	1- 2	CONFERENCE	1- 0	0- 1	6- 1				
4- 2	0- 1	1- 0	HOME	0- 0	0- 0	3- 1				
4- 3	0- 0	0- 2	AWAY	1- 0	0- 1	3- 0				
0- 0	0- 0	0- 0	NEUTRAL	0- 0	0- 0	0- 0				

RPI 1-25				RPI 26-50				RPI 51-100 Team's RPI: 99				RPI 101+			
RPI	S	Opponent	Score	RPI	S	Opponent	Score	RPI	S	Opponent	Score	RPI	S	Opponent	Score
13	H	Gonzaga	53 78	37	H	UCLA	69 63	79	A	Pacific	72 67	124	A	Pepperdine	86 95
				38	A	BYU	44 55	80	A	Arizona	66 64	158	A	CSUN	72 53
				38	H	BYU	61 58	91	H	UC Davis	60 53	161	H	Portland	76 58
				39	N	South Dakota	40 67					169	A	Denver	75 104
				40	N	Indiana	43 67					183	A	Santa Clara	69 60
				45	A	Saint Mary's (CA)	62 86					183	H	Santa Clara	75 83
LAST 12 Division I GAMES:															
				218	H	Robert Morris	61 53	79	A	Pacific	72 67				
				239	A	San Francisco	73 66	124	A	Pepperdine	86 95				
				183	A	Santa Clara	69 60	183	H	Santa Clara	75 83				
				257	H	San Diego	83 57	239	H	San Francisco	66 58				
				38	H	BYU	61 58	38	A	BYU	44 55				
				45	A	Saint Mary's (CA)	62 86	257	A	San Diego	69 52				

Non-Div I Games:

Loyola Marymount

■ Loss,
 ■ Non-Conf,
 ■ S Site,
 ■ H Home
 ■ A Away
 N Neutral

Average RPI Win: 223	WON-LOST	WINNING	LAST 10	STRENGTH OF	OPP. STRENGTH	TEAM	ADJ.	CONF.	ADJ CONF.
Average RPI Loss: 87	RECORD	PCT. RANK	GAMES	SCHEDULE	OF SCHEDULE	RPI	RPI	RPI	RPI
DIV. I ONLY	17- 7	69	0- 1	151	183	75	75	23	23
DIV. I NON-CONF.	7- 6	153	0- 1	36	70	53	53	25	25
TOTALS	RPI 1-25	RPI 26-50	W-L RECORDS	RPI 51-100	RPI 101-150	RPI 150+			
17- 7	1- 1	0- 0	OVERALL	3- 3	0- 3	13- 0			
8- 1	0- 0	0- 0	HOME	1- 1	0- 0	7- 0			
7- 5	1- 1	0- 0	AWAY	1- 2	0- 2	5- 0			
2- 1	0- 0	0- 0	NEUTRAL	1- 0	0- 1	1- 0			
7- 6	1- 1	0- 0	NON-CONFERENCE	3- 3	0- 2	3- 0			
2- 1	0- 0	0- 0	HOME	1- 1	0- 0	1- 0			
3- 4	1- 1	0- 0	AWAY	1- 2	0- 1	1- 0			
2- 1	0- 0	0- 0	NEUTRAL	1- 0	0- 1	1- 0			
10- 1	0- 0	0- 0	CONFERENCE	0- 0	0- 1	10- 0			
6- 0	0- 0	0- 0	HOME	0- 0	0- 0	6- 0			
4- 1	0- 0	0- 0	AWAY	0- 0	0- 1	4- 0			
0- 0	0- 0	0- 0	NEUTRAL	0- 0	0- 0	0- 0			

RPI 1-25				RPI 26-50				RPI 51-100 Team's RPI: 75				RPI 101+			
RPI	S	Opponent	Score	RPI	S	Opponent	Score	RPI	S	Opponent	Score	RPI	S	Opponent	Score
12	A	NC State	46 84					67	A	Green Bay	39 70	106	A	Hartford	46 49
25	A	North Carolina	85 73					72	N	Penn	47 46	132	A	Fordham	64 72
								73	H	Duke	63 66	143	N	Chattanooga	61 66
								78	A	Northeastern	55 63	159	A	Stony Brook	68 54
								84	A	Harvard	67 60	227	H	Brown	102 96
								87	H	Toledo	73 59	231	N	N.C. A&T	58 52
												238	H	Albany (NY)	76 65
												265	H	Binghamton	95 66
												277	A	Vermont	63 51
												277	H	Vermont	66 45
												297	A	UMBC	58 45
												297	H	UMBC	84 44
												305	A	Bryant	74 57
												311	A	New Hampshire	69 45
												311	H	New Hampshire	67 46
												320	H	UMass Lowell	79 45
LAST 12 Division I GAMES:															
143	N	Chattanooga	61 66	159	A	Stony Brook	68 54								
297	A	UMBC	58 45	106	A	Hartford	46 49								
277	H	Vermont	66 45	238	H	Albany (NY)	76 65								
311	A	New Hampshire	69 45	277	A	Vermont	63 51								
320	H	UMass Lowell	79 45	297	H	UMBC	84 44								
265	H	Binghamton	95 66	311	H	New Hampshire	67 46								

Non-Div I Games:

Maine

■ Loss,
 ■ Non-Conf,
 ■ S Site,
 ■ H Home
 ■ A Away
 N Neutral

Average RPI Win: 293	WON-LOST	WINNING	LAST 10	STRENGTH OF	OPP. STRENGTH	TEAM	ADJ.	CONF.	ADJ CONF.
Average RPI Loss: 204	RECORD	PCT. RANK	GAMES	SCHEDULE	OF SCHEDULE	RPI	RPI	RPI	RPI
DIV. I ONLY	7- 15	267	1- 0	249	347	306	306	26	26
DIV. I NON-CONF.	2- 9	297	0- 0	191	350	333	333	28	28
TOTALS	RPI 1-25	RPI 26-50	W-L RECORDS	RPI 51-100	RPI 101-150	RPI 150+			
7- 15	0- 0	0- 0	OVERALL	0- 2	1- 2	6- 11			
5- 8	0- 0	0- 0	HOME	0- 2	0- 1	5- 5			
2- 7	0- 0	0- 0	AWAY	0- 0	1- 1	1- 6			
0- 0	0- 0	0- 0	NEUTRAL	0- 0	0- 0	0- 0			
2- 9	0- 0	0- 0	NON-CONFERENCE	0- 2	0- 1	2- 6			
2- 5	0- 0	0- 0	HOME	0- 2	0- 0	2- 3			
0- 4	0- 0	0- 0	AWAY	0- 0	0- 1	0- 3			
0- 0	0- 0	0- 0	NEUTRAL	0- 0	0- 0	0- 0			
5- 6	0- 0	0- 0	CONFERENCE	0- 0	1- 1	4- 5			
3- 3	0- 0	0- 0	HOME	0- 0	0- 1	3- 2			
2- 3	0- 0	0- 0	AWAY	0- 0	1- 0	1- 3			
0- 0	0- 0	0- 0	NEUTRAL	0- 0	0- 0	0- 0			

RPI 1-25				RPI 26-50				RPI 51-100				RPI 101+				Team's RPI: 306	
RPI	S	Opponent	Score	RPI	S	Opponent	Score	RPI	S	Opponent	Score	RPI	S	Opponent	Score		
								76	H	Wright St.	44	60	132	A	Fordham	61	65
								77	H	Drexel	39	53	146	A	Marist	69	51
													146	H	Marist	51	62
													159	H	Stony Brook	48	79
													177	H	Rider	63	73
													208	A	Holy Cross	53	61
													223	H	Sacred Heart	46	74
													235	A	Niagara	51	61
													235	H	Niagara	54	58
													238	A	Albany (NY)	54	60
													258	A	St. Francis Brooklyn	65	73
													278	A	Siena	56	62
													278	H	Siena	52	48
													280	A	Canisius	44	47
													308	H	Fairfield	47	41
													312	H	Lafayette	60	49
													328	A	Saint Peter's	62	44
													331	H	Iona	55	33
													337	H	Detroit Mercy	56	58
													351	H	LIU Brooklyn	61	46
LAST 12 Division I GAMES:																	
328	A	Saint Peter's	62	44	177	H	Rider	63	73								
146	H	Marist	51	62	331	H	Iona	55	33								
278	H	Siena	52	48	278	A	Siena	56	62								
308	H	Fairfield	47	41	235	A	Niagara	51	61								
146	A	Marist	69	51	280	A	Canisius	44	47								
235	H	Niagara	54	58	208	A	Holy Cross	53	61								

Non-Div I Games:

Manhattan

■ Loss,
■ Non-Conf,
■ S Site,
■ H Home
■ A Away
N Neutral

Average RPI Win: 238	WON-LOST	WINNING	LAST 10	STRENGTH OF	OPP. STRENGTH	TEAM	ADJ.	CONF.	ADJ CONF.
Average RPI Loss: 146	RECORD	PCT. RANK	GAMES	SCHEDULE	OF SCHEDULE	RPI	RPI	RPI	RPI
DIV. I ONLY	17- 8	78	0- 1	263	223	146	146	26	26
DIV. I NON-CONF.	8- 4	91	0- 0	185	117	98	98	28	28
TOTALS	RPI 1-25	RPI 26-50	W-L RECORDS	RPI 51-100	RPI 101-150	RPI 150+			
17- 8	0- 0	0- 0	OVERALL	1- 4	1- 0	15- 4			
6- 4	0- 0	0- 0	HOME	1- 1	1- 0	4- 3			
9- 3	0- 0	0- 0	AWAY	0- 2	0- 0	9- 1			
2- 1	0- 0	0- 0	NEUTRAL	0- 1	0- 0	2- 0			
8- 4	0- 0	0- 0	NON-CONFERENCE	1- 3	1- 0	6- 1			
3- 1	0- 0	0- 0	HOME	1- 0	1- 0	1- 1			
3- 2	0- 0	0- 0	AWAY	0- 2	0- 0	3- 0			
2- 1	0- 0	0- 0	NEUTRAL	0- 1	0- 0	2- 0			
9- 4	0- 0	0- 0	CONFERENCE	0- 1	0- 0	9- 3			
3- 3	0- 0	0- 0	HOME	0- 1	0- 0	3- 2			
6- 1	0- 0	0- 0	AWAY	0- 0	0- 0	6- 1			
0- 0	0- 0	0- 0	NEUTRAL	0- 0	0- 0	0- 0			

RPI 1-25			RPI 26-50			RPI 51-100			RPI 101+			Team's RPI: 146
RPI	S	Opponent	Score	RPI	S	Opponent	Score	RPI	S	Opponent	Score	
						66 H Quinnipiac	69 76	142 H Boston U.			68 57	
						73 A Duke	56 64	170 H Temple			74 68	
						76 N Wright St.	60 76	177 A Rider			64 70	
						78 H Northeastern	90 84	177 H Rider			58 68	
						93 A Princeton	57 60	191 A Elon			61 57	
								196 H Massachusetts			55 70	
								206 A Navy			72 48	
								212 N Stetson			76 69	
								215 H Monmouth			69 45	
								235 A Niagara			87 58	
								238 A Albany (NY)			74 56	
								254 N Hofstra			71 57	
								278 A Siena			73 58	
								278 H Siena			88 59	
								280 A Canisius			71 66	
								306 A Manhattan			62 51	
								306 H Manhattan			51 69	
								308 A Fairfield			56 46	
								328 A Saint Peter's			62 42	
								331 H Iona			76 36	
LAST 12 Division I GAMES:												
177 A Rider			64 70	331 H Iona			76 36					
306 A Manhattan			62 51	278 H Siena			88 59					
278 A Siena			73 58	215 H Monmouth			69 45					
177 H Rider			58 68	308 A Fairfield			56 46					
306 H Manhattan			51 69	66 H Quinnipiac			69 76					
328 A Saint Peter's			62 42	280 A Canisius			71 66					

Non-Div I Games:

Marist

■ Loss,
 ■ Non-Conf,
 S Site,
 ■ Home
 ■ Away
 N Neutral

Average RPI Win: 108	WON-LOST	WINNING	LAST 10	STRENGTH OF	OPP. STRENGTH	TEAM	ADJ.	CONF.	ADJ CONF.
Average RPI Loss: 10	RECORD	PCT. RANK	GAMES	SCHEDULE	OF SCHEDULE	RPI	RPI	RPI	RPI
DIV. I ONLY	21- 3	11	1- 0	17	24	8	8	6	6
DIV. I NON-CONF.	9- 3	61	1- 0	24	14	19	19	4	4
TOTALS	RPI 1-25	RPI 26-50	W-L RECORDS	RPI 51-100	RPI 101-150	RPI 150+			
21- 3	0- 3	6- 0	OVERALL	6- 0	5- 0	4- 0			
14- 1	0- 1	3- 0	HOME	4- 0	5- 0	2- 0			
7- 2	0- 2	3- 0	AWAY	2- 0	0- 0	2- 0			
0- 0	0- 0	0- 0	NEUTRAL	0- 0	0- 0	0- 0			
9- 3	0- 3	1- 0	NON-CONFERENCE	4- 0	1- 0	3- 0			
7- 1	0- 1	1- 0	HOME	3- 0	1- 0	2- 0			
2- 2	0- 2	0- 0	AWAY	1- 0	0- 0	1- 0			
0- 0	0- 0	0- 0	NEUTRAL	0- 0	0- 0	0- 0			
12- 0	0- 0	5- 0	CONFERENCE	2- 0	4- 0	1- 0			
7- 0	0- 0	2- 0	HOME	1- 0	4- 0	0- 0			
5- 0	0- 0	3- 0	AWAY	1- 0	0- 0	1- 0			
0- 0	0- 0	0- 0	NEUTRAL	0- 0	0- 0	0- 0			

RPI 1-25				Team's RPI: 8		RPI 26-50				RPI 51-100				RPI 101+			
RPI	S	Opponent	Score	RPI	S	Opponent	Score	RPI	S	Opponent	Score	RPI	S	Opponent	Score		
1	H	Notre Dame	63 87	28	H	South Dakota St.	91 52	56	H	Michigan	85 74	110	H	St. John's (NY)	83 73		
6	A	Mississippi St.	82 87	34	A	DePaul	93 87	67	H	Green Bay	80 54	116	H	Creighton	85 67		
22	A	Miami (FL)	55 63	34	H	DePaul	96 63	83	H	UNI	102 61	117	H	Providence	85 46		
				41	A	Villanova	91 55	88	A	Northwestern	76 57	120	H	Seton Hall	96 60		
				41	H	Villanova	93 55	92	A	Georgetown	72 62	137	H	Montana St.	100 52		
				44	A	Butler	87 58	92	H	Georgetown	59 52	173	A	Xavier	90 44		
												192	A	Milwaukee	83 74		
												265	H	Binghamton	93 40		
												329	H	UIC	96 32		
LAST 12 Division I GAMES:																	
83	H	UNI	102 61	173	A	Xavier	90 44										
22	A	Miami (FL)	55 63	110	H	St. John's (NY)	83 73										
41	H	Villanova	93 55	120	H	Seton Hall	96 60										
92	H	Georgetown	59 52	92	A	Georgetown	72 62										
34	A	DePaul	93 87	41	A	Villanova	91 55										
44	A	Butler	87 58	34	H	DePaul	96 63										

Non-Div I Games:

Marquette

RPI 1-25				RPI 26-50				RPI 51-100				RPI 101+ Team's RPI: 225			
RPI	S	Opponent	Score	RPI	S	Opponent	Score	RPI	S	Opponent	Score	RPI	S	Opponent	Score
				31	H	Rice	67 79					115	H	Towson	69 76
								57	A	Clemson	54 68	127	A	Western Ky.	55 85
								71	H	Old Dominion	57 48	140	A	Appalachian St.	52 74
												152	H	Louisiana Tech	90 88
												153	H	Charlotte	63 62
												160	A	Southern Ill.	49 58
												172	H	North Texas	67 55
												174	H	Indiana St.	53 62
												185	A	Wisconsin	49 67
												193	H	Southern Miss.	52 64
												232	A	Bowling Green	76 99
												266	A	UTEP	63 60
												268	H	Cleveland St.	86 64
												290	H	Tennessee St.	80 59
												294	A	Fla. Atlantic	72 67
												296	A	UTSA	79 72
												325	A	FIU	86 58
												326	H	Coppin St.	88 67
												336	H	Evansville	72 65
												345	H	Delaware St.	75 63
LAST 12 Division I GAMES:															
				31	H	Rice	67 79	325	A	FIU	86 58				
				172	H	North Texas	67 55	294	A	Fla. Atlantic	72 67				
				296	A	UTSA	79 72	127	A	Western Ky.	55 85				
				266	A	UTEP	63 60	153	H	Charlotte	63 62				
				193	H	Southern Miss.	52 64	71	H	Old Dominion	57 48				
				152	H	Louisiana Tech	90 88	345	H	Delaware St.	75 63				

Non-Div I Games:	Bluefield St.	82	29
------------------	---------------	----	----

Average RPI Win:	138	WON-LOST	WINNING	LAST 10	STRENGTH OF	OPP. STRENGTH	TEAM	ADJ.	CONF.	ADJ CONF.
Average RPI Loss:	21	RECORD	PCT. RANK	GAMES	SCHEDULE	OF SCHEDULE	RPI	RPI	RPI	RPI
DIV. I ONLY	22- 2	5	1- 0	99	29	17	17	4	4	
DIV. I NON-CONF.	11- 0	1	0- 0	212	72	24	24	6	6	
TOTALS	RPI 1-25	RPI 26-50	W-L RECORDS	RPI 51-100	RPI 101-150	RPI 150+				
22- 2	2- 2	3- 0	OVERALL	3- 0	6- 0	8- 0				
11- 1	0- 1	2- 0	HOME	2- 0	3- 0	4- 0				
9- 1	2- 1	1- 0	AWAY	1- 0	2- 0	3- 0				
2- 0	0- 0	0- 0	NEUTRAL	0- 0	1- 0	1- 0				
11- 0	1- 0	2- 0	NON-CONFERENCE	0- 0	2- 0	6- 0				
6- 0	0- 0	2- 0	HOME	0- 0	1- 0	3- 0				
3- 0	1- 0	0- 0	AWAY	0- 0	0- 0	2- 0				
2- 0	0- 0	0- 0	NEUTRAL	0- 0	1- 0	1- 0				
11- 2	1- 2	1- 0	CONFERENCE	3- 0	4- 0	2- 0				
5- 1	0- 1	0- 0	HOME	2- 0	2- 0	1- 0				
6- 1	1- 1	1- 0	AWAY	1- 0	2- 0	1- 0				
0- 0	0- 0	0- 0	NEUTRAL	0- 0	0- 0	0- 0				

RPI	S	Opponent	Score	RPI	S	Opponent	Score	RPI	S	Opponent	Score	RPI	S	Opponent	Score
15	A	South Carolina	85 61	36	H	James Madison	87 63	56	H	Michigan	83 69	103	N	Georgia	58 51
19	A	Rutgers	62 48	40	A	Indiana	76 56	88	H	Northwestern	72 57	107	A	Ohio St.	70 57
19	H	Rutgers	65 73	43	H	Georgia Tech	67 54	96	A	Nebraska	81 63	107	H	Ohio St.	75 69
23	A	Michigan St.	60 77									113	H	Dayton	82 71
												130	A	Penn St.	77 61
												130	H	Penn St.	79 67
												151	A	Delaware	77 53
												185	H	Wisconsin	75 57
												186	A	Illinois	80 66
												209	A	George Washington	69 30
												289	N	Morgan St.	68 44
												297	H	UMBC	92 61
												307	H	Loyola Maryland	83 48
												326	H	Coppin St.	93 36
LAST 12 Division I GAMES:															
19	A	Rutgers	62 48	130	H	Penn St.	79 67								
88	H	Northwestern	72 57	23	A	Michigan St.	60 77								
186	A	Illinois	80 66	56	H	Michigan	83 69								
185	H	Wisconsin	75 57	96	A	Nebraska	81 63								
40	A	Indiana	76 56	107	H	Ohio St.	75 69								
107	A	Ohio St.	70 57	19	H	Rutgers	65 73								

Non-Div I Games:

Maryland

Massachusetts

Through Games Of Feb. 10, 2019

Average RPI Win:	222	WON-LOST	WINNING	LAST 10	STRENGTH OF	OPP. STRENGTH	TEAM	ADJ.	CONF.	ADJ CONF.
Average RPI Loss:	178	RECORD	PCT. RANK	GAMES	SCHEDULE	OF SCHEDULE	RPI	RPI	RPI	RPI
DIV. I ONLY	13- 11	150	1- 0	250	250	196	196	17	17	
DIV. I NON-CONF.	8- 6	138	0- 0	243	314	199	199	16	16	
TOTALS	RPI 1-25	RPI 26-50	W-L RECORDS	RPI 51-100	RPI 101-150	RPI 150+				
13- 11	0- 0	0- 1	OVERALL	0- 1	4- 3	9- 6				
8- 4	0- 0	0- 0	HOME	0- 0	2- 0	6- 4				
4- 6	0- 0	0- 0	AWAY	0- 1	2- 3	2- 2				
1- 1	0- 0	0- 1	NEUTRAL	0- 0	0- 0	1- 0				
8- 6	0- 0	0- 1	NON-CONFERENCE	0- 1	2- 1	6- 3				
5- 2	0- 0	0- 0	HOME	0- 0	1- 0	4- 2				
2- 3	0- 0	0- 0	AWAY	0- 1	1- 1	1- 1				
1- 1	0- 0	0- 1	NEUTRAL	0- 0	0- 0	1- 0				
5- 5	0- 0	0- 0	CONFERENCE	0- 0	2- 2	3- 3				
3- 2	0- 0	0- 0	HOME	0- 0	1- 0	2- 2				
2- 3	0- 0	0- 0	AWAY	0- 0	1- 2	1- 1				
0- 0	0- 0	0- 0	NEUTRAL	0- 0	0- 0	0- 0				

RPI 1-25				RPI 26-50				RPI 51-100				RPI 101+				Team's RPI: 196
RPI	S	Opponent	Score	RPI	S	Opponent	Score	RPI	S	Opponent	Score	RPI	S	Opponent	Score	
				46	N	Bucknell	58 77	78	A	Northeastern	52 53	112	A	VCU	48 52	
												113	A	Dayton	47 75	
												115	A	Towson	53 78	
												142	H	Boston U.	66 55	
												146	A	Marist	70 55	
												148	A	Davidson	70 58	
												150	H	Duquesne	69 66	
												195	H	Saint Louis	70 66	
												203	H	George Mason	52 70	
												210	H	St. Bonaventure	63 64	
												217	H	UTRGV	74 70	
												223	H	Sacred Heart	78 61	
												224	H	North Dakota	52 59	
												227	A	Brown	90 61	
												228	H	Rhode Island	56 34	
												255	A	Richmond	58 62	
												278	A	Siena	59 64	
												284	A	La Salle	74 60	
												303	H	Central Conn. St.	74 59	
												308	N	Fairfield	59 49	
												318	H	Incarinate Word	71 59	
												320	H	UMass Lowell	59 62	
LAST 12 Division I GAMES:																
				228	H	Rhode Island	56 34	203	H	George Mason	52 70					
				150	H	Duquesne	69 66	284	A	La Salle	74 60					
				255	A	Richmond	58 62	113	A	Dayton	47 75					
				112	A	VCU	48 52	195	H	Saint Louis	70 66					
				210	H	St. Bonaventure	63 64	146	A	Marist	70 55					
				148	A	Davidson	70 58	320	H	UMass Lowell	59 62					

Non-Div I Games:

Massachusetts

■ Loss,
 ■ Non-Conf,
 ■ S Site,
 ■ H Home
 ■ A Away
 N Neutral

Average RPI Win: 263	WON-LOST	WINNING	LAST 10	STRENGTH OF	OPP. STRENGTH	TEAM	ADJ.	CONF.	ADJ CONF.
Average RPI Loss: 191	RECORD	PCT. RANK	GAMES	SCHEDULE	OF SCHEDULE	RPI	RPI	RPI	RPI
DIV. I ONLY	3- 15	327	0- 1	281	274	330	330	25	25
DIV. I NON-CONF.	0- 8	336	0- 0	94	168	309	309	23	23
TOTALS	RPI 1-25	RPI 26-50	W-L RECORDS	RPI 51-100	RPI 101-150	RPI 150+			
3- 15	0- 0	0- 2	OVERALL	0- 2	0- 1	3- 10			
2- 6	0- 0	0- 0	HOME	0- 1	0- 0	2- 5			
1- 9	0- 0	0- 2	AWAY	0- 1	0- 1	1- 5			
0- 0	0- 0	0- 0	NEUTRAL	0- 0	0- 0	0- 0			
0- 8	0- 0	0- 2	NON-CONFERENCE	0- 1	0- 1	0- 4			
0- 2	0- 0	0- 0	HOME	0- 0	0- 0	0- 2			
0- 6	0- 0	0- 2	AWAY	0- 1	0- 1	0- 2			
0- 0	0- 0	0- 0	NEUTRAL	0- 0	0- 0	0- 0			
3- 7	0- 0	0- 0	CONFERENCE	0- 1	0- 0	3- 6			
2- 4	0- 0	0- 0	HOME	0- 1	0- 0	2- 3			
1- 3	0- 0	0- 0	AWAY	0- 0	0- 0	1- 3			
0- 0	0- 0	0- 0	NEUTRAL	0- 0	0- 0	0- 0			

RPI S	Opponent	Score	RPI S	Opponent	Score	RPI S	Opponent	Score	RPI S	Opponent	Score	Team's RPI: 330
29	A Texas	40 96	55	A LSU	36 86	125	A UAB	48 91				
31	A Rice	65 93	59	H Lamar University	62 64	152	H Louisiana Tech	48 89				
						167	A Abilene Christian	52 109				
						180	A Nicholls St.	69 68				
						187	H Sam Houston St.	80 93				
						211	A Grambling	51 75				
						252	H Louisiana	59 70				
						276	H Southeastern La.	62 56				
						295	A La.-Monroe	60 69				
						317	A New Orleans	76 88				
						318	H Incarnate Word	66 68				
						332	H Houston Baptist	81 71				
						333	A Northwestern St.	63 82				
						333	H Northwestern St.	73 89				
LAST 12 Division I GAMES:												
333	H Northwestern St.	73 89	317	A New Orleans	76 88							
187	H Sam Houston St.	80 93	167	A Abilene Christian	52 109							
59	H Lamar University	62 64	333	A Northwestern St.	63 82							
332	H Houston Baptist	81 71	318	H Incarnate Word	66 68							
276	H Southeastern La.	62 56	152	H Louisiana Tech	48 89							
180	A Nicholls St.	69 68	55	A LSU	36 86							

Non-Div I Games: LSU-Alexandria 60 68 Southern-N.O. 106 54 Louisiana Col. 86 68

McNeese

Loss, Non-Conf, S Site, H Home A Away N Neutral

Average RPI Win: 226	WON-LOST	WINNING	LAST 10	STRENGTH OF	OPP. STRENGTH	TEAM	ADJ.	CONF.	ADJ CONF.
Average RPI Loss: 154	RECORD	PCT. RANK	GAMES	SCHEDULE	OF SCHEDULE	RPI	RPI	RPI	RPI
DIV. I ONLY	9- 14	236	0- 1	166	205	230	230	9	9
DIV. I NON-CONF.	5- 8	224	0- 0	241	288	281	281	9	9
TOTALS	RPI 1-25	RPI 26-50	W-L RECORDS	RPI 51-100	RPI 101-150	RPI 150+			
9- 14	0- 1	0- 0	OVERALL	0- 3	2- 3	7- 7			
6- 7	0- 1	0- 0	HOME	0- 2	1- 1	5- 3			
2- 7	0- 0	0- 0	AWAY	0- 1	1- 2	1- 4			
1- 0	0- 0	0- 0	NEUTRAL	0- 0	0- 0	1- 0			
5- 8	0- 0	0- 0	NON-CONFERENCE	0- 2	0- 1	5- 5			
4- 4	0- 0	0- 0	HOME	0- 2	0- 0	4- 2			
0- 4	0- 0	0- 0	AWAY	0- 0	0- 1	0- 3			
1- 0	0- 0	0- 0	NEUTRAL	0- 0	0- 0	1- 0			
4- 6	0- 1	0- 0	CONFERENCE	0- 1	2- 2	2- 2			
2- 3	0- 1	0- 0	HOME	0- 0	1- 1	1- 1			
2- 3	0- 0	0- 0	AWAY	0- 1	1- 1	1- 1			
0- 0	0- 0	0- 0	NEUTRAL	0- 0	0- 0	0- 0			

RPI	S	Opponent	Score	RPI	S	Opponent	Score	RPI	S	Opponent	Score	RPI	S	Opponent	Score	Team's RPI: 230
14	H	UCF	55 68					60	H	Little Rock	60 63	125	A	UAB	54 85	
								86	A	Cincinnati	56 80	144	H	Tulane	61 62	
								87	H	Toledo	48 58	147	A	Tulsa	39 46	
												147	H	Tulsa	59 56	
												149	A	South Fla.	47 40	
												152	H	Louisiana Tech	50 66	
												156	N	Mercer	59 53	
												175	A	Arkansas St.	66 77	
												188	A	Coastal Caro.	71 90	
												204	A	East Carolina	59 68	
												204	H	East Carolina	58 46	
												209	A	George Washington	38 51	
												222	H	Southeast Mo. St.	69 57	
												248	A	Wichita St.	71 50	
												248	H	Wichita St.	48 57	
												269	H	Samford	53 48	
												298	H	Jackson St.	68 67	
												317	H	New Orleans	59 66	
												341	H	N.C. Central	77 56	
LAST 12 Division I GAMES:																
204	A	East Carolina	59 68	204	H	East Carolina	58 46									
248	H	Wichita St.	48 57	248	A	Wichita St.	71 50									
147	H	Tulsa	59 56	147	A	Tulsa	39 46									
144	H	Tulane	61 62	14	H	UCF	55 68									
86	A	Cincinnati	56 80	209	A	George Washington	38 51									
149	A	South Fla.	47 40	341	H	N.C. Central	77 56									

Non-Div I Games:

Memphis

■ Loss,
 ■ Non-Conf,
 ■ S Site,
 ■ H Home
 ■ A Away
 N Neutral

Average RPI Win: 243	WON-LOST	WINNING	LAST 10	STRENGTH OF	OPP. STRENGTH	TEAM	ADJ.	CONF.	ADJ CONF.
Average RPI Loss: 141	RECORD	PCT. RANK	GAMES	SCHEDULE	OF SCHEDULE	RPI	RPI	RPI	RPI
DIV. I ONLY	16- 7	75	1- 0	306	160	156	156	27	27
DIV. I NON-CONF.	8- 7	160	0- 0	250	115	193	193	24	24
TOTALS	RPI 1-25	RPI 26-50	W-L RECORDS	RPI 51-100	RPI 101-150	RPI 150+			
16- 7	0- 2	0- 0	OVERALL	0- 0	1- 2	15- 3			
7- 3	0- 2	0- 0	HOME	0- 0	1- 0	6- 1			
8- 3	0- 0	0- 0	AWAY	0- 0	0- 2	8- 1			
1- 1	0- 0	0- 0	NEUTRAL	0- 0	0- 0	1- 1			
8- 7	0- 2	0- 0	NON-CONFERENCE	0- 0	0- 2	8- 3			
4- 3	0- 2	0- 0	HOME	0- 0	0- 0	4- 1			
3- 3	0- 0	0- 0	AWAY	0- 0	0- 2	3- 1			
1- 1	0- 0	0- 0	NEUTRAL	0- 0	0- 0	1- 1			
8- 0	0- 0	0- 0	CONFERENCE	0- 0	1- 0	7- 0			
3- 0	0- 0	0- 0	HOME	0- 0	1- 0	2- 0			
5- 0	0- 0	0- 0	AWAY	0- 0	0- 0	5- 0			
0- 0	0- 0	0- 0	NEUTRAL	0- 0	0- 0	0- 0			

RPI 1-25			RPI 26-50			RPI 51-100			RPI 101+ Team's RPI: 156		
RPI	S	Opponent	Score	RPI	S	Opponent	Score	RPI	S	Opponent	Score
14	H	UCF	42 76					103	A	Georgia	60 67
16	H	Florida St.	56 57					118	A	Wake Forest	54 69
								143	H	Chattanooga	65 58
								153	H	Charlotte	57 40
								194	H	UNC Asheville	61 47
								207	H	Florida	92 82
								209	A	George Washington	61 53
								221	A	Furman	75 60
								226	A	Howard	85 70
								230	N	Memphis	53 59
								232	N	Bowling Green	76 63
								242	A	Jacksonville	66 71
								246	H	ETSU	64 41
								264	H	Columbia	68 72
								269	A	Samford	68 52
								269	H	Samford	76 68
								285	A	Wofford	81 79
								288	A	Ga. Southern	79 72
								300	H	Kennesaw St.	64 48
								313	A	UNC Greensboro	71 58
								338	A	Western Caro.	69 67
LAST 12 Division I GAMES:											
269	A	Samford	68 52	338	A	Western Caro.	69 67				
221	A	Furman	75 60	269	H	Samford	76 68				
285	A	Wofford	81 79	264	H	Columbia	68 72				
246	H	ETSU	64 41	242	A	Jacksonville	66 71				
143	H	Chattanooga	65 58	194	H	UNC Asheville	61 47				
313	A	UNC Greensboro	71 58	209	A	George Washington	61 53				

Non-Div I Games:

Mercer

■ Loss,
 ■ Non-Conf,
 ■ S Site,
 ■ H Home
 ■ A Away
 N Neutral

Average RPI Win:	127	WON-LOST	WINNING	LAST 10	STRENGTH OF	OPP. STRENGTH	TEAM	ADJ.	CONF.	ADJ CONF.
Average RPI Loss:	32	RECORD	PCT. RANK	GAMES	SCHEDULE	OF SCHEDULE	RPI	RPI	RPI	RPI
DIV. I ONLY	21- 5	26	2- 1	63	2	22	22	1	1	
DIV. I NON-CONF.	12- 3	52	2- 1	133	29	46	46	1	1	
TOTALS	RPI 1-25	RPI 26-50	W-L RECORDS	RPI 51-100	RPI 101-150	RPI 150+				
21- 5	4- 2	0- 1	OVERALL	5- 2	6- 0	6- 0				
14- 2	3- 0	0- 1	HOME	4- 1	3- 0	4- 0				
5- 3	1- 2	0- 0	AWAY	1- 1	2- 0	1- 0				
2- 0	0- 0	0- 0	NEUTRAL	0- 0	1- 0	1- 0				
12- 3	1- 1	0- 1	NON-CONFERENCE	2- 1	3- 0	6- 0				
9- 1	1- 0	0- 1	HOME	2- 0	2- 0	4- 0				
1- 2	0- 1	0- 0	AWAY	0- 1	0- 0	1- 0				
2- 0	0- 0	0- 0	NEUTRAL	0- 0	1- 0	1- 0				
9- 2	3- 1	0- 0	CONFERENCE	3- 1	3- 0	0- 0				
5- 1	2- 0	0- 0	HOME	2- 1	1- 0	0- 0				
4- 1	1- 1	0- 0	AWAY	1- 0	2- 0	0- 0				
0- 0	0- 0	0- 0	NEUTRAL	0- 0	0- 0	0- 0				

RPI S	Opponent	Score	RPI S	Opponent	Score	RPI S	Opponent	Score	RPI S	Opponent	Score
1	H Notre Dame	72 65	26	H Central Mich.	80 90	51	A Purdue	63 74	105	H Boston College	76 73
8	H Marquette	63 55				53	H SFA	81 60	106	H Hartford	75 62
9	A Syracuse	84 71				57	H Clemson	67 76	118	A Wake Forest	72 57
10	A Iowa St.	52 75				69	H Virginia Tech	68 61	126	A Pittsburgh	65 51
16	A Florida St.	58 62				73	A Duke	58 50	129	N Alabama	101 74
25	H North Carolina	76 68				96	H Nebraska	82 68	136	H Colorado	73 58
						98	H Virginia	72 59	170	H Temple	73 61
									178	N Vanderbilt	90 65
									179	H UMES	71 53
									317	H New Orleans	78 38
									325	A FIU	94 43
									349	H Florida A&M	103 54
LAST 12 Division I GAMES:											
106	H Hartford	75 62	16	A Florida St.	58 62						
8	H Marquette	63 55	105	H Boston College	76 73						
10	A Iowa St.	52 75	9	A Syracuse	84 71						
126	A Pittsburgh	65 51	25	H North Carolina	76 68						
1	H Notre Dame	72 65	73	A Duke	58 50						
98	H Virginia	72 59	57	H Clemson	67 76						

Non-Div I Games:

Miami (FL)

■ Loss,
■ Non-Conf, S Site,
■ Home
■ Away
N Neutral

Average RPI Win: 194		WON-LOST	WINNING	LAST 10	STRENGTH OF	OPP. STRENGTH	TEAM	ADJ.	CONF.	ADJ CONF.
Average RPI Loss: 118		RECORD	PCT. RANK	GAMES	SCHEDULE	OF SCHEDULE	RPI	RPI	RPI	RPI
DIV. I ONLY		16- 4	27	1- 0	201	127	62	62	7	7
DIV. I NON-CONF.		8- 2	52	0- 0	328	262	128	128	8	8
TOTALS		RPI 1-25	RPI 26-50		W-L RECORDS		RPI 51-100	RPI 101-150	RPI 150+	
16- 4	0- 2	2- 0		OVERALL		3- 1	1- 0		10- 1	
7- 1	0- 1	0- 0		HOME		3- 0	1- 0		3- 0	
9- 3	0- 1	2- 0		AWAY		0- 1	0- 0		7- 1	
0- 0	0- 0	0- 0		NEUTRAL		0- 0	0- 0		0- 0	
8- 2	0- 1	0- 0		NON-CONFERENCE		1- 0	1- 0		6- 1	
3- 0	0- 0	0- 0		HOME		1- 0	1- 0		1- 0	
5- 2	0- 1	0- 0		AWAY		0- 0	0- 0		5- 1	
0- 0	0- 0	0- 0		NEUTRAL		0- 0	0- 0		0- 0	
8- 2	0- 1	2- 0		CONFERENCE		2- 1	0- 0		4- 0	
4- 1	0- 1	0- 0		HOME		2- 0	0- 0		2- 0	
4- 1	0- 0	2- 0		AWAY		0- 1	0- 0		2- 0	
0- 0	0- 0	0- 0		NEUTRAL		0- 0	0- 0		0- 0	

RPI 1-25				RPI 26-50				RPI 51-100				Team's RPI: 62	RPI 101+			
RPI	S	Opponent	Score	RPI	S	Opponent	Score	RPI	S	Opponent	Score		RPI	S	Opponent	Score
3	A	Louisville	73 95	26	A	Central Mich.	70 67	85	H	Kent St.	79 63		133	H	High Point	68 55
24	H	Buffalo	59 66	32	A	Ohio	67 61	86	H	Cincinnati	78 65		182	H	Ball St.	60 57
								87	H	Toledo	65 64		184	H	Eastern Mich.	63 58
								97	A	Northern Ill.	71 82		201	A	Jacksonville St.	58 41
													232	A	Bowling Green	82 75
													280	A	Canisius	62 59
													283	A	Western Mich.	81 62
													292	A	Valparaiso	68 47
													327	H	Eastern Ky.	60 44
													329	A	UIC	65 56
													337	A	Detroit Mercy	78 59
													349	A	Florida A&M	56 57
LAST 12 Division I GAMES:																
232	A	Bowling Green	82 75	26	A	Central Mich.	70 67	24	H	Buffalo	59 66					
184	H	Eastern Mich.	63 58	87	H	Toledo	65 64	97	A	Northern Ill.	71 82					
283	A	Western Mich.	81 62	201	A	Jacksonville St.	58 41	349	A	Florida A&M	56 57					
32	A	Ohio	67 61													
85	H	Kent St.	79 63													
182	H	Ball St.	60 57													

Non-Div I Games: Ohio Dominican 74 29

Miami (OH)

■ Loss,
 ■ Non-Conf, S Site,
 ■ Home
 ■ Away
 N Neutral

Michigan

Through Games Of Feb. 10, 2019

Average RPI Win:	180	WON-LOST	WINNING	LAST 10	STRENGTH OF	OPP. STRENGTH	TEAM	ADJ.	CONF.	ADJ CONF.
Average RPI Loss:	32	RECORD	PCT. RANK	GAMES	SCHEDULE	OF SCHEDULE	RPI	RPI	RPI	RPI
DIV. I ONLY	16- 9	99	1- 1	71	59	56	56	4	4	
DIV. I NON-CONF.	9- 3	61	1- 1	224	147	84	84	6	6	
TOTALS	RPI 1-25	RPI 26-50	W-L RECORDS	RPI 51-100	RPI 101-150	RPI 150+				
16- 9	1- 5	1- 2	OVERALL	2- 2	4- 0	8- 0				
10- 1	1- 1	0- 0	HOME	2- 0	2- 0	5- 0				
4- 7	0- 4	0- 1	AWAY	0- 2	1- 0	3- 0				
2- 1	0- 0	1- 1	NEUTRAL	0- 0	1- 0	0- 0				
9- 3	0- 2	1- 1	NON-CONFERENCE	0- 0	1- 0	7- 0				
5- 0	0- 0	0- 0	HOME	0- 0	0- 0	5- 0				
2- 2	0- 2	0- 0	AWAY	0- 0	0- 0	2- 0				
2- 1	0- 0	1- 1	NEUTRAL	0- 0	1- 0	0- 0				
7- 6	1- 3	0- 1	CONFERENCE	2- 2	3- 0	1- 0				
5- 1	1- 1	0- 0	HOME	2- 0	2- 0	0- 0				
2- 5	0- 2	0- 1	AWAY	0- 2	1- 0	1- 0				
0- 0	0- 0	0- 0	NEUTRAL	0- 0	0- 0	0- 0				

RPI 1-25				RPI 26-50				RPI 51-100				Team's RPI: 56	RPI 101+			
RPI	S	Opponent	Score	RPI	S	Opponent	Score	RPI	S	Opponent	Score		RPI	S	Opponent	Score
8	A	Marquette	74 85	29	N	Texas	52 69	51	A	Purdue	70 71		107	H	Ohio St.	62 58
11	A	Iowa	61 75	33	N	Missouri	70 54	88	H	Northwestern	79 78		111	H	Minnesota	76 60
11	H	Iowa	90 81	40	A	Indiana	60 70	96	A	Nebraska	56 70		130	A	Penn St.	66 62
12	A	NC State	55 66					96	H	Nebraska	67 61		145	N	Washington	80 73
17	A	Maryland	69 83										168	H	Southern U.	76 35
23	H	Michigan St.	73 77										185	A	Wisconsin	76 70
													245	H	Mt. St. Mary's	88 40
													283	A	Western Mich.	79 42
													289	H	Morgan St.	70 47
													301	A	Oakland	85 59
													337	H	Detroit Mercy	95 62
													351	H	LIU Brooklyn	83 38
LAST 12 Division I GAMES:																
145	N	Washington	80 73	23	H	Michigan St.	73 77									
29	N	Texas	52 69	40	A	Indiana	60 70									
130	A	Penn St.	66 62	107	H	Ohio St.	62 58									
96	H	Nebraska	67 61	11	A	Iowa	61 75									
185	A	Wisconsin	76 70	17	A	Maryland	69 83									
11	H	Iowa	90 81	88	H	Northwestern	79 78									

Non-Div I Games:

Michigan

■ Loss,
■ Non-Conf, S Site,
■ Home
■ Away
N Neutral

Michigan St.

Through Games Of Feb. 10, 2019

Average RPI Win: 144		WON-LOST	WINNING	LAST 10	STRENGTH OF	OPP. STRENGTH	TEAM	ADJ.	CONF.	ADJ CONF.
Average RPI Loss: 46		RECORD	PCT. RANK	GAMES	SCHEDULE	OF SCHEDULE	RPI	RPI	RPI	RPI
DIV. I ONLY		16- 6	58	0- 1	36	34	23	23	4	4
DIV. I NON-CONF.		10- 1	17	0- 0	171	53	33	33	6	6
TOTALS		RPI 1-25	RPI 26-50	W-L RECORDS		RPI 51-100	RPI 101-150	RPI 150+		
16- 6	3- 3		0- 1	OVERALL		4- 1	2- 1	7- 0		
12- 0	3- 0		0- 0	HOME		3- 0	1- 0	5- 0		
3- 5	0- 2		0- 1	AWAY		1- 1	1- 1	1- 0		
1- 1	0- 1		0- 0	NEUTRAL		0- 0	0- 0	1- 0		
10- 1	1- 1		0- 0	NON-CONFERENCE		2- 0	1- 0	6- 0		
7- 0	1- 0		0- 0	HOME		2- 0	0- 0	4- 0		
2- 0	0- 0		0- 0	AWAY		0- 0	1- 0	1- 0		
1- 1	0- 1		0- 0	NEUTRAL		0- 0	0- 0	1- 0		
6- 5	2- 2		0- 1	CONFERENCE		2- 1	1- 1	1- 0		
5- 0	2- 0		0- 0	HOME		1- 0	1- 0	1- 0		
1- 5	0- 2		0- 1	AWAY		1- 1	0- 1	0- 0		
0- 0	0- 0		0- 0	NEUTRAL		0- 0	0- 0	0- 0		

RPI	S	Opponent	Score	RPI	S	Opponent	Score	RPI	S	Opponent	Score	RPI	S	Opponent	Score
4	H	Oregon	88 82	40	A	Indiana	64 68	51	H	Purdue	74 66	106	A	Hartford	74 66
11	A	Iowa	71 86					56	A	Michigan	77 73	107	A	Ohio St.	55 65
11	H	Iowa	84 70					76	H	Wright St.	84 68	111	H	Minnesota	86 68
12	N	NC State	74 78					88	A	Northwestern	62 70	186	H	Illinois	77 60
17	H	Maryland	77 60					98	H	Virginia	91 66	220	H	Texas Southern	91 45
19	A	Rutgers	62 76									232	H	Bowling Green	99 69
												246	H	ETSU	75 53
												294	H	Fla. Atlantic	89 74
												300	N	Kennesaw St.	75 51
												301	A	Oakland	102 58
LAST 12 Division I GAMES:															
11	A	Iowa	71 86	107	A	Ohio St.	55 65								
51	H	Purdue	74 66	111	H	Minnesota	86 68								
56	A	Michigan	77 73	40	A	Indiana	64 68								
186	H	Illinois	77 60	88	A	Northwestern	62 70								
19	A	Rutgers	62 76	11	H	Iowa	84 70								
17	H	Maryland	77 60	294	H	Fla. Atlantic	89 74								

Non-Div I Games:

Michigan St.

■ Loss,
■ Non-Conf,
■ S Site,
■ H Home
■ A Away
N Neutral

Middle Tenn.

Through Games Of Feb. 10, 2019

Average RPI Win:	204	WON-LOST	WINNING	LAST 10	STRENGTH OF	OPP. STRENGTH	TEAM	ADJ.	CONF.	ADJ CONF.
Average RPI Loss:	76	RECORD	PCT. RANK	GAMES	SCHEDULE	OF SCHEDULE	RPI	RPI	RPI	RPI
DIV. I ONLY	18- 6	46	0- 1	116	169	58	58	14	14	
DIV. I NON-CONF.	9- 4	85	0- 1	83	218	50	50	19	19	
TOTALS	RPI 1-25	RPI 26-50	W-L RECORDS	RPI 51-100	RPI 101-150	RPI 150+				
18- 6	0- 0	0- 2	OVERALL	1- 2	2- 2	15- 0				
8- 2	0- 0	0- 1	HOME	0- 1	1- 0	7- 0				
8- 4	0- 0	0- 1	AWAY	1- 1	0- 2	7- 0				
2- 0	0- 0	0- 0	NEUTRAL	0- 0	1- 0	1- 0				
9- 4	0- 0	0- 1	NON-CONFERENCE	1- 1	1- 2	7- 0				
4- 1	0- 0	0- 0	HOME	0- 1	0- 0	4- 0				
3- 3	0- 0	0- 1	AWAY	1- 0	0- 2	2- 0				
2- 0	0- 0	0- 0	NEUTRAL	0- 0	1- 0	1- 0				
9- 2	0- 0	0- 1	CONFERENCE	0- 1	1- 0	8- 0				
4- 1	0- 0	0- 1	HOME	0- 0	1- 0	3- 0				
5- 1	0- 0	0- 0	AWAY	0- 1	0- 0	5- 0				
0- 0	0- 0	0- 0	NEUTRAL	0- 0	0- 0	0- 0				

RPI S	Opponent	Score	RPI S	Opponent	Score	RPI S	Opponent	Score	RPI S	Opponent	Score
27	A Kentucky	55 72	31	H Rice	47 60	64	H Belmont	38 45	125	H UAB	60 44
						71	A Old Dominion	65 70	131	A Tennessee Tech	64 68
						81	A Troy	67 64	132	A Fordham	49 61
									143	N Chattanooga	58 47
									152	H Louisiana Tech	75 38
									153	A Charlotte	62 55
									157	H Georgia St.	69 54
									172	H North Texas	61 46
									178	H Vanderbilt	65 58
									193	H Southern Miss.	66 49
									194	H UNC Asheville	67 46
									200	N Dartmouth	70 58
									216	A UNLV	66 62
									221	A Furman	78 71
									266	A UTEP	79 49
									294	A Fla. Atlantic	74 55
									296	A UTSA	72 52
									309	H Mississippi Val.	101 51
									325	A FIU	49 43
LAST 12 Division I GAMES:											
132	A Fordham	49 61	31	H Rice	47 60						
216	A UNLV	66 62	266	A UTEP	79 49						
71	A Old Dominion	65 70	296	A UTSA	72 52						
153	A Charlotte	62 55	152	H Louisiana Tech	75 38						
125	H UAB	60 44	193	H Southern Miss.	66 49						
172	H North Texas	61 46	294	A Fla. Atlantic	74 55						

Non-Div I Games:

Middle Tenn.

■ Loss,
■ Non-Conf, S Site,
■ Home
■ Away
N Neutral

Milwaukee

Through Games Of Feb. 10, 2019

Average RPI Win:	268	WON-LOST	WINNING	LAST 10	STRENGTH OF	OPP. STRENGTH	TEAM	ADJ.	CONF.	ADJ CONF.
Average RPI Loss:	91	RECORD	PCT. RANK	GAMES	SCHEDULE	OF SCHEDULE	RPI	RPI	RPI	RPI
DIV. I ONLY	11- 12	171	1- 0	199	151	192	192	20	20	
DIV. I NON-CONF.	5- 6	177	0- 0	132	110	165	165	18	18	
TOTALS	RPI 1-25	RPI 26-50	W-L RECORDS	RPI 51-100	RPI 101-150	RPI 150+				
11- 12	0- 2	0- 2	OVERALL	0- 4	1- 2	10- 2				
6- 6	0- 2	0- 0	HOME	0- 2	1- 1	5- 1				
4- 6	0- 0	0- 2	AWAY	0- 2	0- 1	4- 1				
1- 0	0- 0	0- 0	NEUTRAL	0- 0	0- 0	1- 0				
5- 6	0- 2	0- 2	NON-CONFERENCE	0- 0	0- 1	5- 1				
2- 3	0- 2	0- 0	HOME	0- 0	0- 0	2- 1				
2- 3	0- 0	0- 2	AWAY	0- 0	0- 1	2- 0				
1- 0	0- 0	0- 0	NEUTRAL	0- 0	0- 0	1- 0				
6- 6	0- 0	0- 0	CONFERENCE	0- 4	1- 1	5- 1				
4- 3	0- 0	0- 0	HOME	0- 2	1- 1	3- 0				
2- 3	0- 0	0- 0	AWAY	0- 2	0- 0	2- 1				
0- 0	0- 0	0- 0	NEUTRAL	0- 0	0- 0	0- 0				

RPI 1-25				RPI 26-50				RPI 51-100				RPI 101+ Team's RPI: 192			
RPI	S	Opponent	Score	RPI	S	Opponent	Score	RPI	S	Opponent	Score	RPI	S	Opponent	Score
8	H	Marquette	74 83	40	A	Indiana	66 68	67	A	Green Bay	45 59	114	A	Fresno St.	48 65
16	H	Florida St.	62 87	45	A	Saint Mary's (CA)	71 73	67	H	Green Bay	62 76	123	H	IUPUI	66 67
								76	A	Wright St.	57 61	128	H	Youngstown St.	71 68
								76	H	Wright St.	69 73	164	N	UC Riverside	56 54
												185	H	Wisconsin	57 68
												224	A	North Dakota	64 46
												264	H	Columbia	78 65
												268	H	Cleveland St.	59 53
												279	A	Northern Ky.	54 55
												279	H	Northern Ky.	59 38
												301	A	Oakland	79 52
												319	A	North Dakota St.	57 55
												329	H	UIC	72 53
												334	H	Purdue Fort Wayne	70 48
												337	A	Detroit Mercy	62 44
LAST 12 Division I GAMES:															
279	H	Northern Ky.	59 38	301	A	Oakland	79 52								
76	H	Wright St.	69 73	268	H	Cleveland St.	59 53								
67	A	Green Bay	45 59	128	H	Youngstown St.	71 68								
329	H	UIC	72 53	76	A	Wright St.	57 61								
123	H	IUPUI	66 67	279	A	Northern Ky.	54 55								
337	A	Detroit Mercy	62 44	67	H	Green Bay	62 76								

Non-Div I Games:

Milwaukee

■ Loss,
 ■ Non-Conf,
 ■ S Site,
 ■ H Home
 ■ A Away
 N Neutral

Minnesota

Through Games Of Feb. 10, 2019

Average RPI Win:	188	WON-LOST	WINNING	LAST 10	STRENGTH OF	OPP. STRENGTH	TEAM	ADJ.	CONF.	ADJ CONF.
Average RPI Loss:	76	RECORD	PCT. RANK	GAMES	SCHEDULE	OF SCHEDULE	RPI	RPI	RPI	RPI
DIV. I ONLY	17- 7	69	1- 0	192	68	111	111	4	4	
DIV. I NON-CONF.	11- 0	1	0- 0	343	173	89	89	6	6	
TOTALS	RPI 1-25	RPI 26-50	W-L RECORDS	RPI 51-100	RPI 101-150	RPI 150+				
17- 7	2- 2	1- 0	OVERALL	2- 3	1- 1	11- 1				
12- 4	2- 1	0- 0	HOME	1- 1	0- 1	9- 1				
5- 3	0- 1	1- 0	AWAY	1- 2	1- 0	2- 0				
0- 0	0- 0	0- 0	NEUTRAL	0- 0	0- 0	0- 0				
11- 0	1- 0	0- 0	NON-CONFERENCE	0- 0	1- 0	9- 0				
9- 0	1- 0	0- 0	HOME	0- 0	0- 0	8- 0				
2- 0	0- 0	0- 0	AWAY	0- 0	1- 0	1- 0				
0- 0	0- 0	0- 0	NEUTRAL	0- 0	0- 0	0- 0				
6- 7	1- 2	1- 0	CONFERENCE	2- 3	0- 1	2- 1				
3- 4	1- 1	0- 0	HOME	1- 1	0- 1	1- 1				
3- 3	0- 1	1- 0	AWAY	1- 2	0- 0	1- 0				
0- 0	0- 0	0- 0	NEUTRAL	0- 0	0- 0	0- 0				

RPI 1-25				RPI 26-50				RPI 51-100				RPI 101+ Team's RPI: 111			
RPI	S	Opponent	Score	RPI	S	Opponent	Score	RPI	S	Opponent	Score	RPI	S	Opponent	Score
9	H	Syracuse	72 68	40	A	Indiana	65 61	51	H	Purdue	53 64	105	A	Boston College	77 69
11	H	Iowa	63 81					56	A	Michigan	60 76	107	H	Ohio St.	55 65
19	H	Rutgers	60 46					88	A	Northwestern	61 54	173	A	Xavier	78 53
23	A	Michigan St.	68 86					88	H	Northwestern	73 64	185	A	Wisconsin	78 50
								96	A	Nebraska	57 63	185	H	Wisconsin	74 56
												186	H	Illinois	62 66
												228	H	Rhode Island	91 71
												251	H	Air Force	67 50
												257	H	San Diego	53 48
												273	H	Cornell	65 45
												311	H	New Hampshire	70 47
												318	H	Incarinate Word	75 39
												326	H	Coppin St.	84 52
												346	H	Ark.-Pine Bluff	84 42
LAST 12 Division I GAMES:															
88	H	Northwestern	73 64	96	A	Nebraska	57 63								
40	A	Indiana	65 61	185	A	Wisconsin	78 50								
19	H	Rutgers	60 46	11	H	Iowa	63 81								
88	A	Northwestern	61 54	23	A	Michigan St.	68 86								
107	H	Ohio St.	55 65	186	H	Illinois	62 66								
51	H	Purdue	53 64	56	A	Michigan	60 76								

Non-Div I Games:

Minnesota

■ Loss,
■ Non-Conf,
■ S Site,
■ H Home
■ A Away
N Neutral

Average RPI Win:	129	WON-LOST	WINNING	LAST 10	STRENGTH OF	OPP. STRENGTH	TEAM	ADJ.	CONF.	ADJ CONF.
Average RPI Loss:	4	RECORD	PCT. RANK	GAMES	SCHEDULE	OF SCHEDULE	RPI	RPI	RPI	RPI
DIV. I ONLY	22- 1	2	1- 0	46	38	6	6	5	5	
DIV. I NON-CONF.	12- 1	11	0- 0	86	41	13	13	5	5	
TOTALS	RPI 1-25	RPI 26-50	W-L RECORDS	RPI 51-100	RPI 101-150	RPI 150+				
22- 1	2- 1	2- 0	OVERALL	7- 0	3- 0	8- 0				
12- 0	2- 0	1- 0	HOME	2- 0	1- 0	6- 0				
10- 1	0- 1	1- 0	AWAY	5- 0	2- 0	2- 0				
0- 0	0- 0	0- 0	NEUTRAL	0- 0	0- 0	0- 0				
12- 1	1- 1	1- 0	NON-CONFERENCE	3- 0	1- 0	6- 0				
7- 0	1- 0	0- 0	HOME	1- 0	0- 0	5- 0				
5- 1	0- 1	1- 0	AWAY	2- 0	1- 0	1- 0				
0- 0	0- 0	0- 0	NEUTRAL	0- 0	0- 0	0- 0				
10- 0	1- 0	1- 0	CONFERENCE	4- 0	2- 0	2- 0				
5- 0	1- 0	1- 0	HOME	1- 0	1- 0	1- 0				
5- 0	0- 0	0- 0	AWAY	3- 0	1- 0	1- 0				
0- 0	0- 0	0- 0	NEUTRAL	0- 0	0- 0	0- 0				

RPI	S	Opponent	Score	RPI	S	Opponent	Score	RPI	S	Opponent	Score	RPI	S	Opponent	Score
4	A	Oregon	74 82	27	H	Kentucky	86 71	52	A	Auburn	85 59	103	H	Georgia	80 71
8	H	Marquette	87 82	29	A	Texas	67 49	55	A	LSU	68 35	129	A	Alabama	65 49
15	H	South Carolina	89 74					59	H	Lamar University	104 53	145	A	Washington	103 56
								60	A	Little Rock	98 63	193	A	Southern Miss.	86 42
								61	H	Tennessee	91 63	198	H	Ole Miss	80 49
								82	A	Arkansas	93 69	207	A	Florida	90 42
								98	A	Virginia	72 44	221	H	Furman	106 41
												222	H	Southeast Mo. St.	88 53
												252	H	Louisiana	104 36
												298	H	Jackson St.	105 38
												326	H	Coppin St.	110 38
LAST 12 Division I GAMES:															
61	H	Tennessee	91 63	52	A	Auburn	85 59								
129	A	Alabama	65 49	103	H	Georgia	80 71								
55	A	LSU	68 35	27	H	Kentucky	86 71								
198	H	Ole Miss	80 49	82	A	Arkansas	93 69								
207	A	Florida	90 42	252	H	Louisiana	104 36								
15	H	South Carolina	89 74	145	A	Washington	103 56								

Non-Div I Games:

Mississippi St.

■ Loss,
■ Non-Conf, S Site,
■ Home
■ Away
N Neutral

Average RPI Win:	272	WON-LOST	WINNING	LAST 10	STRENGTH OF	OPP. STRENGTH	TEAM	ADJ.	CONF.	ADJ CONF.
Average RPI Loss:	196	RECORD	PCT. RANK	GAMES	SCHEDULE	OF SCHEDULE	RPI	RPI	RPI	RPI
DIV. I ONLY	4- 17	320	0- 1	257	332	309	309	29	29	
DIV. I NON-CONF.	1- 10	330	0- 0	92	290	270	270	27	27	
TOTALS	RPI 1-25	RPI 26-50	W-L RECORDS	RPI 51-100	RPI 101-150	RPI 150+				
4- 17	0- 0	0- 1	OVERALL	0- 2	0- 2	4- 12				
1- 4	0- 0	0- 0	HOME	0- 0	0- 1	1- 3				
3- 12	0- 0	0- 1	AWAY	0- 1	0- 1	3- 9				
0- 1	0- 0	0- 0	NEUTRAL	0- 1	0- 0	0- 0				
1- 10	0- 0	0- 1	NON-CONFERENCE	0- 2	0- 2	1- 5				
0- 1	0- 0	0- 0	HOME	0- 0	0- 1	0- 0				
1- 8	0- 0	0- 1	AWAY	0- 1	0- 1	1- 5				
0- 1	0- 0	0- 0	NEUTRAL	0- 1	0- 0	0- 0				
3- 7	0- 0	0- 0	CONFERENCE	0- 0	0- 0	3- 7				
1- 3	0- 0	0- 0	HOME	0- 0	0- 0	1- 3				
2- 4	0- 0	0- 0	AWAY	0- 0	0- 0	2- 4				
0- 0	0- 0	0- 0	NEUTRAL	0- 0	0- 0	0- 0				

RPI S	Opponent	Score	RPI S	Opponent	Score	RPI S	Opponent	Score	RPI S	Opponent	Score	Team's RPI: 309
42	A TCU	47 96	58	A Middle Tenn.	51 101	134	A UT Martin	51 110				
			81	N Troy	54 75	141	H North Ala.	72 86				
						168	A Southern U.	67 74				
						175	A Arkansas St.	57 60				
						180	A Nicholls St.	47 72				
						193	A Southern Miss.	60 67				
						199	H Prairie View	65 75				
						205	A SMU	47 62				
						211	A Grambling	54 52				
						220	H Texas Southern	50 68				
						243	H Alabama St.	64 62				
						286	A Austin Peay	95 89				
						295	A La.-Monroe	65 72				
						298	A Jackson St.	56 87				
						299	A Alabama A&M	70 78				
						299	H Alabama A&M	60 80				
						346	A Ark.-Pine Bluff	62 56				
						350	A Alcorn	63 73				
LAST 12 Division I GAMES:												
299	A	Alabama A&M	70	78	350	A	Alcorn	63	73			
211	A	Grambling	54	52	243	H	Alabama St.	64	62			
298	A	Jackson St.	56	87	299	H	Alabama A&M	60	80			
220	H	Texas Southern	50	68	346	A	Ark.-Pine Bluff	62	56			
199	H	Prairie View	65	75	134	A	UT Martin	51	110			
168	A	Southern U.	67	74	141	H	North Ala.	72	86			

Non-Div I Games:

Mississippi Val.

■ Loss,
 ■ Non-Conf,
 ■ S Site,
 ■ H Home
 ■ A Away
 N Neutral

Average RPI Win: 134		WON-LOST	WINNING	LAST 10	STRENGTH OF	OPP. STRENGTH	TEAM	ADJ.	CONF.	ADJ CONF.
Average RPI Loss: 67		RECORD	PCT. RANK	GAMES	SCHEDULE	OF SCHEDULE	RPI	RPI	RPI	RPI
DIV. I ONLY		18- 7	65	1- 0	48	60	33	33	5	5
DIV. I NON-CONF.		11- 3	56	1- 0	74	107	41	41	5	5
TOTALS		RPI 1-25	RPI 26-50	W-L RECORDS		RPI 51-100	RPI 101-150	RPI 150+		
18- 7	1- 1		0- 2	OVERALL		7- 3	1- 0	9- 1		
11- 2	1- 0		0- 1	HOME		3- 1	1- 0	6- 0		
5- 4	0- 1		0- 1	AWAY		2- 1	0- 0	3- 1		
2- 1	0- 0		0- 0	NEUTRAL		2- 1	0- 0	0- 0		
11- 3	0- 0		0- 1	NON-CONFERENCE		4- 2	0- 0	7- 0		
5- 2	0- 0		0- 1	HOME		1- 1	0- 0	4- 0		
4- 0	0- 0		0- 0	AWAY		1- 0	0- 0	3- 0		
2- 1	0- 0		0- 0	NEUTRAL		2- 1	0- 0	0- 0		
7- 4	1- 1		0- 1	CONFERENCE		3- 1	1- 0	2- 1		
6- 0	1- 0		0- 0	HOME		2- 0	1- 0	2- 0		
1- 4	0- 1		0- 1	AWAY		1- 1	0- 0	0- 1		
0- 0	0- 0		0- 0	NEUTRAL		0- 0	0- 0	0- 0		

RPI 1-25				RPI 26-50				Team's RPI: 33	RPI 51-100				RPI 101+			
RPI	S	Opponent	Score	RPI	S	Opponent	Score		RPI	S	Opponent	Score	RPI	S	Opponent	Score
15	A	South Carolina	65 79	27	A	Kentucky	41 52		52	H	Auburn	74 65	103	H	Georgia	61 35
20	H	Texas A&M	70 65	39	H	South Dakota	61 74		55	A	LSU	51 61	175	H	Arkansas St.	70 50
									56	N	Michigan	54 70	178	H	Vanderbilt	69 46
									61	A	Tennessee	66 64	181	H	Texas St.	69 50
									63	H	Missouri St.	65 61	186	A	Illinois	67 45
									66	N	Quinnipiac	65 51	195	A	Saint Louis	74 62
									67	H	Green Bay	49 56	198	H	Ole Miss	78 55
									68	A	West Virginia	68 51	207	A	Florida	56 58
									73	N	Duke	62 54	214	A	Western Ill.	89 64
									82	H	Arkansas	71 53	237	H	UMKC	66 59
													256	H	SIUE	59 36
LAST 12 Division I GAMES:																
				73	N	Duke	62 54		27	A	Kentucky	41 52				
				66	N	Quinnipiac	65 51		15	A	South Carolina	65 79				
				178	H	Vanderbilt	69 46		103	H	Georgia	61 35				
				20	H	Texas A&M	70 65		207	A	Florida	56 58				
				55	A	LSU	51 61		82	H	Arkansas	71 53				
				52	H	Auburn	74 65		61	A	Tennessee	66 64				

Non-Div I Games:

Missouri

Average RPI Win:	176	WON-LOST	WINNING	LAST 10	STRENGTH OF	OPP. STRENGTH	TEAM	ADJ.	CONF.	ADJ CONF.
Average RPI Loss:	104	RECORD	PCT. RANK	GAMES	SCHEDULE	OF SCHEDULE	RPI	RPI	RPI	RPI
DIV. I ONLY	14- 7	80	1- 0	78	115	63	63	13	13	
DIV. I NON-CONF.	4- 7	228	0- 0	52	55	155	155	14	14	
TOTALS	RPI 1-25	RPI 26-50	W-L RECORDS	RPI 51-100	RPI 101-150	RPI 150+				
14- 7	1- 1	0- 3	OVERALL	2- 0	0- 0	11- 3				
7- 2	0- 1	0- 1	HOME	1- 0	0- 0	6- 0				
5- 5	1- 0	0- 2	AWAY	1- 0	0- 0	3- 3				
2- 0	0- 0	0- 0	NEUTRAL	0- 0	0- 0	2- 0				
4- 7	0- 1	0- 3	NON-CONFERENCE	1- 0	0- 0	3- 3				
2- 2	0- 1	0- 1	HOME	1- 0	0- 0	1- 0				
0- 5	0- 0	0- 2	AWAY	0- 0	0- 0	0- 3				
2- 0	0- 0	0- 0	NEUTRAL	0- 0	0- 0	2- 0				
10- 0	1- 0	0- 0	CONFERENCE	1- 0	0- 0	8- 0				
5- 0	0- 0	0- 0	HOME	0- 0	0- 0	5- 0				
5- 0	1- 0	0- 0	AWAY	1- 0	0- 0	3- 0				
0- 0	0- 0	0- 0	NEUTRAL	0- 0	0- 0	0- 0				

RPI 1-25				RPI 26-50				RPI 51-100				Team's RPI: 63	RPI 101+			
RPI	S	Opponent	Score	RPI	S	Opponent	Score	RPI	S	Opponent	Score		RPI	S	Opponent	Score
13	H	Gonzaga	67 70	33	A	Missouri	61 65	60	H	Little Rock	48 44		152	N	Louisiana Tech	82 70
21	A	Drake	85 79	39	H	South Dakota	74 85	83	A	UNI	63 58		155	A	Bradley	68 56
				40	A	Indiana	74 98						160	A	Southern Ill.	70 58
													160	H	Southern Ill.	66 51
													172	A	North Texas	76 83
													174	H	Indiana St.	71 58
													182	H	Ball St.	74 54
													183	A	Santa Clara	73 77
													189	A	Illinois St.	59 47
													248	A	Wichita St.	60 63
													249	H	Loyola Chicago	84 49
													256	N	SIUE	68 65
													292	H	Valparaiso	108 63
													336	H	Evansville	88 66
LAST 12 Division I GAMES:																
160	A	Southern Ill.	70 58	155	A	Bradley	68 56									
83	A	UNI	63 58	160	H	Southern Ill.	66 51									
21	A	Drake	85 79	336	H	Evansville	88 66									
292	H	Valparaiso	108 63	174	H	Indiana St.	71 58									
249	H	Loyola Chicago	84 49	60	H	Little Rock	48 44									
189	A	Illinois St.	59 47	256	N	SIUE	68 65									

Non-Div I Games:

Missouri St.

■ Loss,
 ■ Non-Conf, S Site,
 ■ Home
 ■ Away
 N Neutral

Average RPI Win:	256	WON-LOST	WINNING	LAST 10	STRENGTH OF	OPP. STRENGTH	TEAM	ADJ.	CONF.	ADJ CONF.
Average RPI Loss:	161	RECORD	PCT. RANK	GAMES	SCHEDULE	OF SCHEDULE	RPI	RPI	RPI	RPI
DIV. I ONLY	9- 13	229	1- 0	202	254	215	215	26	26	
DIV. I NON-CONF.	4- 7	228	0- 0	200	223	231	231	28	28	
TOTALS	RPI 1-25	RPI 26-50	W-L RECORDS	RPI 51-100	RPI 101-150	RPI 150+				
9- 13	0- 0	0- 1	OVERALL	0- 4	0- 1	9- 7				
4- 6	0- 0	0- 1	HOME	0- 2	0- 0	4- 3				
5- 7	0- 0	0- 0	AWAY	0- 2	0- 1	5- 4				
0- 0	0- 0	0- 0	NEUTRAL	0- 0	0- 0	0- 0				
4- 7	0- 0	0- 1	NON-CONFERENCE	0- 2	0- 0	4- 4				
2- 3	0- 0	0- 1	HOME	0- 1	0- 0	2- 1				
2- 4	0- 0	0- 0	AWAY	0- 1	0- 0	2- 3				
0- 0	0- 0	0- 0	NEUTRAL	0- 0	0- 0	0- 0				
5- 6	0- 0	0- 0	CONFERENCE	0- 2	0- 1	5- 3				
2- 3	0- 0	0- 0	HOME	0- 1	0- 0	2- 2				
3- 3	0- 0	0- 0	AWAY	0- 1	0- 1	3- 1				
0- 0	0- 0	0- 0	NEUTRAL	0- 0	0- 0	0- 0				

RPI S	Opponent	Score	RPI S	Opponent	Score	RPI S	Opponent	Score	RPI S	Opponent	Score	Team's RPI: 215
46	H Bucknell	32 70	66	A Quinnipiac	38 67	146	A Marist	45 69				
			66	H Quinnipiac	46 58	154	A Lehigh	48 63				
			69	A Virginia Tech	49 82	177	A Rider	50 65				
			93	H Princeton	47 79	177	H Rider	43 55				
						204	A East Carolina	67 73				
						206	H Navy	68 67				
						209	A George Washington	55 51				
						223	A Sacred Heart	55 50				
						235	H Niagara	76 54				
						238	H Albany (NY)	64 56				
						278	A Siena	56 54				
						278	H Siena	68 77				
						280	H Canisius	67 61				
						307	H Loyola Maryland	67 75				
						308	A Fairfield	73 63				
						312	A Lafayette	69 73				
						331	A Iona	55 38				
LAST 12 Division I GAMES:												
278	A Siena	56 54	278	H Siena	68 77							
177	A Rider	50 65	146	A Marist	45 69							
308	A Fairfield	73 63	66	A Quinnipiac	38 67							
66	H Quinnipiac	46 58	177	H Rider	43 55							
235	H Niagara	76 54	331	A Iona	55 38							
280	H Canisius	67 61	307	H Loyola Maryland	67 75							

Non-Div I Games:

Monmouth

Average RPI Win:	208	WON-LOST	WINNING	LAST 10	STRENGTH OF	OPP. STRENGTH	TEAM	ADJ.	CONF.	ADJ CONF.
Average RPI Loss:	113	RECORD	PCT. RANK	GAMES	SCHEDULE	OF SCHEDULE	RPI	RPI	RPI	RPI
DIV. I ONLY	9- 11	201	1- 0	136	137	165	165	16	16	
DIV. I NON-CONF.	4- 4	162	1- 0	32	142	75	75	12	12	
TOTALS	RPI 1-25	RPI 26-50	W-L RECORDS	RPI 51-100	RPI 101-150	RPI 150+				
9- 11	0- 1	0- 1	OVERALL	3- 2	0- 5	6- 2				
5- 3	0- 0	0- 1	HOME	3- 0	0- 1	2- 1				
3- 8	0- 1	0- 0	AWAY	0- 2	0- 4	3- 1				
1- 0	0- 0	0- 0	NEUTRAL	0- 0	0- 0	1- 0				
4- 4	0- 1	0- 1	NON-CONFERENCE	2- 1	0- 1	2- 0				
2- 1	0- 0	0- 1	HOME	2- 0	0- 0	0- 0				
1- 3	0- 1	0- 0	AWAY	0- 1	0- 1	1- 0				
1- 0	0- 0	0- 0	NEUTRAL	0- 0	0- 0	1- 0				
5- 7	0- 0	0- 0	CONFERENCE	1- 1	0- 4	4- 2				
3- 2	0- 0	0- 0	HOME	1- 0	0- 1	2- 1				
2- 5	0- 0	0- 0	AWAY	0- 1	0- 3	2- 1				
0- 0	0- 0	0- 0	NEUTRAL	0- 0	0- 0	2- 0				

RPI	S	Opponent	Score	RPI	S	Opponent	Score	RPI	S	Opponent	Score	RPI	S	Opponent	Score	Team's RPI: 165
13	A	Gonzaga	52 76	39	H	South Dakota	41 64	80	A	Arizona	51 100	101	A	Idaho St.	34 50	
								89	A	Idaho	68 76	104	H	Northern Colo.	62 73	
								89	H	Idaho	82 79	137	A	Montana St.	52 74	
								91	H	UC Davis	62 56	139	A	Portland St.	60 78	
								97	H	Northern Ill.	86 70	145	A	Washington	54 69	
												197	A	Eastern Wash.	64 67	
												197	H	Eastern Wash.	62 68	
												212	N	Saint Francis (PA)	79 77	
												229	A	Sacramento St.	88 86	
												234	H	Northern Ariz.	78 62	
												270	H	Southern Utah	79 57	
												314	A	Weber St.	72 60	
												339	A	Grand Canyon	69 47	
LAST 12 Division I GAMES:																
212	N	Saint Francis (PA)	79 77	101	A	Idaho St.	34 50									
91	H	UC Davis	62 56	89	H	Idaho	82 79									
197	A	Eastern Wash.	64 67	104	H	Northern Colo.	62 73									
89	A	Idaho	68 76	197	H	Eastern Wash.	62 68									
137	A	Montana St.	52 74	139	A	Portland St.	60 78									
314	A	Weber St.	72 60	229	A	Sacramento St.	88 86									

Non-Div I Games: Providence (MT) 90 45

Montana

Average RPI Win:	220	WON-LOST	WINNING	LAST 10	STRENGTH OF	OPP. STRENGTH	TEAM	ADJ.	CONF.	ADJ CONF.
Average RPI Loss:	82	RECORD	PCT. RANK	GAMES	SCHEDULE	OF SCHEDULE	RPI	RPI	RPI	RPI
DIV. I ONLY	11- 11	163	1- 0	129	109	137	137	16	16	
DIV. I NON-CONF.	4- 5	190	1- 0	43	43	95	95	12	12	
TOTALS	RPI 1-25	RPI 26-50	W-L RECORDS	RPI 51-100	RPI 101-150	RPI 150+				
11- 11	0- 1	0- 3	OVERALL	0- 3	1- 3	10- 1				
5- 4	0- 0	0- 1	HOME	0- 1	0- 1	5- 1				
5- 7	0- 1	0- 2	AWAY	0- 2	1- 2	4- 0				
1- 0	0- 0	0- 0	NEUTRAL	0- 0	0- 0	1- 0				
4- 5	0- 1	0- 3	NON-CONFERENCE	0- 1	0- 0	4- 0				
2- 1	0- 0	0- 1	HOME	0- 0	0- 0	2- 0				
1- 4	0- 1	0- 2	AWAY	0- 1	0- 0	1- 0				
1- 0	0- 0	0- 0	NEUTRAL	0- 0	0- 0	1- 0				
7- 6	0- 0	0- 0	CONFERENCE	0- 2	1- 3	6- 1				
3- 3	0- 0	0- 0	HOME	0- 1	0- 1	3- 1				
4- 3	0- 0	0- 0	AWAY	0- 1	1- 2	3- 0				
0- 0	0- 0	0- 0	NEUTRAL	0- 0	0- 0	0- 0				

RPI 1-25				RPI 26-50				RPI 51-100				RPI 101+ Team's RPI: 137			
RPI	S	Opponent	Score	RPI	S	Opponent	Score	RPI	S	Opponent	Score	RPI	S	Opponent	Score
8	A	Marquette	52 100	28	H	South Dakota St.	67 88	53	A	SFA	53 60	101	A	Idaho St.	43 61
				42	A	TCU	49 71	89	A	Idaho	65 90	104	A	Northern Colo.	79 66
				47	A	Wyoming	58 66	89	H	Idaho	66 82	104	H	Northern Colo.	73 84
												139	A	Portland St.	53 55
												151	N	Delaware	69 60
												165	H	Montana	74 52
												181	A	Texas St.	67 59
												197	A	Eastern Wash.	61 47
												197	H	Eastern Wash.	87 89
												229	A	Sacramento St.	69 53
												234	H	Northern Ariz.	80 70
												261	H	Long Beach St.	85 62
												270	H	Southern Utah	69 64
												314	A	Weber St.	66 59
												315	H	Omaha	59 56
LAST 12 Division I GAMES:															
181	A	Texas St.	67 59	314	A	Weber St.	66 59								
89	A	Idaho	65 90	197	H	Eastern Wash.	87 89								
197	A	Eastern Wash.	61 47	104	A	Northern Colo.	79 66								
104	H	Northern Colo.	73 84	89	H	Idaho	66 82								
165	H	Montana	74 52	229	A	Sacramento St.	69 53								
101	A	Idaho St.	43 61	139	A	Portland St.	53 55								

Non-Div I Games: Carroll (MT) 64 48

Montana St.

Loss, Non-Conf, S Site, H Home A Away N Neutral

Average RPI Win:	247	WON-LOST	WINNING	LAST 10	STRENGTH OF	OPP. STRENGTH	TEAM	ADJ.	CONF.	ADJ CONF.
Average RPI Loss:	130	RECORD	PCT. RANK	GAMES	SCHEDULE	OF SCHEDULE	RPI	RPI	RPI	RPI
DIV. I ONLY	16- 7	75	0- 1	218	280	121	121	22	22	
DIV. I NON-CONF.	7- 4	109	0- 0	249	281	150	150	21	21	
TOTALS	RPI 1-25	RPI 26-50	W-L RECORDS	RPI 51-100	RPI 101-150	RPI 150+				
16- 7	0- 1	0- 1	OVERALL	1- 2	2- 0	13- 3				
9- 2	0- 0	0- 0	HOME	0- 1	2- 0	7- 1				
7- 5	0- 1	0- 1	AWAY	1- 1	0- 0	6- 2				
0- 0	0- 0	0- 0	NEUTRAL	0- 0	0- 0	0- 0				
7- 4	0- 1	0- 1	NON-CONFERENCE	1- 0	0- 0	6- 2				
4- 1	0- 0	0- 0	HOME	0- 0	0- 0	4- 1				
3- 3	0- 1	0- 1	AWAY	1- 0	0- 0	2- 1				
0- 0	0- 0	0- 0	NEUTRAL	0- 0	0- 0	0- 0				
9- 3	0- 0	0- 0	CONFERENCE	0- 2	2- 0	7- 1				
5- 1	0- 0	0- 0	HOME	0- 1	2- 0	3- 0				
4- 2	0- 0	0- 0	AWAY	0- 1	0- 0	4- 1				
0- 0	0- 0	0- 0	NEUTRAL	0- 0	0- 0	0- 0				

RPI 1-25				RPI 26-50				RPI 51-100				RPI 101+ Team's RPI: 121			
RPI	S	Opponent	Score	RPI	S	Opponent	Score	RPI	S	Opponent	Score	RPI	S	Opponent	Score
2	A	Baylor	58 96	27	A	Kentucky	57 87	64	A	Belmont	50 77	131	H	Tennessee Tech	77 56
								64	H	Belmont	57 77	134	H	UT Martin	85 75
								94	A	Radford	79 72	201	H	Jacksonville St.	66 55
												212	A	Saint Francis (PA)	83 89
												222	H	Southeast Mo. St.	82 54
												231	A	N.C. A&T	72 67
												256	A	SIUE	73 67
												258	H	St. Francis Brooklyn	94 101
												260	A	Gardner-Webb	84 69
												270	A	Eastern Ill.	67 57
												282	A	Murray St.	83 61
												286	A	Austin Peay	80 81
												290	A	Tennessee St.	85 62
												290	H	Tennessee St.	71 55
												292	H	Valparaiso	68 62
												322	H	Lipscomb	79 44
												336	H	Evansville	85 63
												347	H	Chicago St.	104 68
LAST 12 Division I GAMES:															
				64	H	Belmont	57 77	134	H	UT Martin	85 75				
				290	H	Tennessee St.	71 55	222	H	Southeast Mo. St.	82 54				
				270	A	Eastern Ill.	67 57	290	A	Tennessee St.	85 62				
				256	A	SIUE	73 67	64	A	Belmont	50 77				
				201	H	Jacksonville St.	66 55	286	A	Austin Peay	80 81				
				131	H	Tennessee Tech	77 56	282	A	Murray St.	83 61				

Non-Div I Games: Alice Lloyd 121 56 Ky. Christian 119 28

Morehead St.

Loss, Non-Conf, S Site, H Home A Away N Neutral

Average RPI Win:	327	WON-LOST	WINNING	LAST 10	STRENGTH OF	OPP. STRENGTH	TEAM	ADJ.	CONF.	ADJ CONF.
Average RPI Loss:	172	RECORD	PCT. RANK	GAMES	SCHEDULE	OF SCHEDULE	RPI	RPI	RPI	RPI
DIV. I ONLY	7- 15	267	0- 1	264	338	289	289	32	32	
DIV. I NON-CONF.	1- 11	335	0- 1	155	210	320	320	32	32	
TOTALS	RPI 1-25	RPI 26-50	W-L RECORDS	RPI 51-100	RPI 101-150	RPI 150+				
7- 15	0- 1	0- 0	OVERALL	0- 3	0- 3	7- 8				
4- 4	0- 0	0- 0	HOME	0- 0	0- 0	4- 4				
3- 8	0- 0	0- 0	AWAY	0- 3	0- 2	3- 3				
0- 3	0- 1	0- 0	NEUTRAL	0- 0	0- 1	0- 1				
1- 11	0- 1	0- 0	NON-CONFERENCE	0- 3	0- 3	1- 4				
1- 2	0- 0	0- 0	HOME	0- 0	0- 0	1- 2				
0- 6	0- 0	0- 0	AWAY	0- 3	0- 2	0- 1				
0- 3	0- 1	0- 0	NEUTRAL	0- 0	0- 1	0- 1				
6- 4	0- 0	0- 0	CONFERENCE	0- 0	0- 0	6- 4				
3- 2	0- 0	0- 0	HOME	0- 0	0- 0	3- 2				
3- 2	0- 0	0- 0	AWAY	0- 0	0- 0	3- 2				
0- 0	0- 0	0- 0	NEUTRAL	0- 0	0- 0	0- 0				

RPI S	Opponent	Score	RPI S	Opponent	Score	RPI S	Opponent	Score	RPI S	Opponent	Score	Team's RPI: 289
17 N	Maryland	44 68				53 A	SFA	42 69	103 N	Georgia	33 60	
						56 A	Michigan	47 70	106 A	Hartford	59 80	
						68 A	West Virginia	37 72	127 A	Western Ky.	43 90	
									179 H	UMES	68 73	
									226 A	Howard	56 79	
									231 A	N.C. A&T	29 62	
									235 N	Niagara	57 67	
									259 H	Bethune-Cookman	69 73	
									297 H	UMBC	68 73	
									303 H	Central Conn. St.	36 60	
									304 A	South Carolina St.	63 61	
									304 H	South Carolina St.	62 51	
									320 H	UMass Lowell	61 49	
									325 A	FIU	50 59	
									326 A	Coppin St.	74 57	
									341 A	N.C. Central	65 62	
									348 H	Savannah St.	63 47	
									349 H	Florida A&M	75 71	
LAST 12 Division I GAMES:												
235 N	Niagara	57 67	231 A	N.C. A&T	29 62							
304 A	South Carolina St.	63 61	226 A	Howard	56 79							
326 A	Coppin St.	74 57	304 H	South Carolina St.	62 51							
349 H	Florida A&M	75 71	348 H	Savannah St.	63 47							
259 H	Bethune-Cookman	69 73	179 H	UMES	68 73							
341 A	N.C. Central	65 62	320 H	UMass Lowell	61 49							

Non-Div I Games: Washington Adventist 60 43 Lincoln (PA) 46 51

Morgan St.

Loss, Non-Conf, S Site, H Home A Away N Neutral

Mt. St. Mary's

Through Games Of Feb. 10, 2019

Average RPI Win:	259	WON-LOST	WINNING	LAST 10	STRENGTH OF	OPP. STRENGTH	TEAM	ADJ.	CONF.	ADJ CONF.
Average RPI Loss:	193	RECORD	PCT. RANK	GAMES	SCHEDULE	OF SCHEDULE	RPI	RPI	RPI	RPI
DIV. I ONLY	9- 11	201	0- 1	290	327	245	245	31	31	
DIV. I NON-CONF.	5- 5	162	0- 0	153	246	139	139	31	31	
TOTALS	RPI 1-25	RPI 26-50	W-L RECORDS	RPI 51-100	RPI 101-150	RPI 150+				
9- 11	0- 0	0- 0	OVERALL	1- 2	1- 1	7- 8				
5- 3	0- 0	0- 0	HOME	1- 0	1- 0	3- 3				
4- 8	0- 0	0- 0	AWAY	0- 2	0- 1	4- 5				
0- 0	0- 0	0- 0	NEUTRAL	0- 0	0- 0	0- 0				
5- 5	0- 0	0- 0	NON-CONFERENCE	1- 2	1- 1	3- 2				
2- 1	0- 0	0- 0	HOME	1- 0	1- 0	0- 1				
3- 4	0- 0	0- 0	AWAY	0- 2	0- 1	3- 1				
0- 0	0- 0	0- 0	NEUTRAL	0- 0	0- 0	0- 0				
4- 6	0- 0	0- 0	CONFERENCE	0- 0	0- 0	4- 6				
3- 2	0- 0	0- 0	HOME	0- 0	0- 0	3- 2				
1- 4	0- 0	0- 0	AWAY	0- 0	0- 0	1- 4				
0- 0	0- 0	0- 0	NEUTRAL	0- 0	0- 0	0- 0				

RPI 1-25			RPI 26-50			RPI 51-100			RPI 101+ Team's RPI: 245		
RPI	S	Opponent	Score	RPI	S	Opponent	Score	RPI	S	Opponent	Score
								56	A	Michigan	40 88
								69	A	Virginia Tech	51 83
								94	H	Radford	89 77
								115	H	Towson	87 78
								150	A	Duquesne	64 73
								177	A	Rider	67 85
								179	H	UMES	73 86
								212	A	Saint Francis (PA)	66 68
								212	H	Saint Francis (PA)	72 83
								218	A	Robert Morris	58 70
								223	A	Sacred Heart	41 76
								258	H	St. Francis Brooklyn	78 75
								260	A	Gardner-Webb	69 62
								297	A	UMBC	65 52
								303	H	Central Conn. St.	84 53
								305	H	Bryant	68 73
								307	A	Loyola Maryland	77 67
								323	A	Wagner	76 92
								344	A	Fairleigh Dickinson	63 47
								351	H	LIU Brooklyn	61 45
LAST 12 Division I GAMES:											
223	A	Sacred Heart	41 76	303	H	Central Conn. St.	84 53				
212	H	Saint Francis (PA)	72 83	305	H	Bryant	68 73				
258	H	St. Francis Brooklyn	78 75	212	A	Saint Francis (PA)	66 68				
351	H	LIU Brooklyn	61 45	218	A	Robert Morris	58 70				
344	A	Fairleigh Dickinson	63 47	94	H	Radford	89 77				
323	A	Wagner	76 92	179	H	UMES	73 86				

Non-Div I Games: Washington Col. 74 50

Mt. St. Mary's

■ Loss,
 ■ Non-Conf,
 ■ S Site,
 ■ H Home
 ■ A Away
 N Neutral

Average RPI Win:	276	WON-LOST	WINNING	LAST 10	STRENGTH OF	OPP. STRENGTH	TEAM	ADJ.	CONF.	ADJ CONF.
Average RPI Loss:	158	RECORD	PCT. RANK	GAMES	SCHEDULE	OF SCHEDULE	RPI	RPI	RPI	RPI
DIV. I ONLY	7- 14	256	1- 0	259	216	282	282	22	22	
DIV. I NON-CONF.	2- 7	288	0- 0	261	130	313	313	21	21	
TOTALS	RPI 1-25	RPI 26-50	W-L RECORDS	RPI 51-100	RPI 101-150	RPI 150+				
7- 14	0- 0	0- 2	OVERALL	0- 2	0- 3	7- 7				
5- 5	0- 0	0- 0	HOME	0- 1	0- 1	5- 3				
2- 9	0- 0	0- 2	AWAY	0- 1	0- 2	2- 4				
0- 0	0- 0	0- 0	NEUTRAL	0- 0	0- 0	0- 0				
2- 7	0- 0	0- 2	NON-CONFERENCE	0- 1	0- 0	2- 4				
2- 2	0- 0	0- 0	HOME	0- 0	0- 0	2- 2				
0- 5	0- 0	0- 2	AWAY	0- 1	0- 0	0- 2				
0- 0	0- 0	0- 0	NEUTRAL	0- 0	0- 0	0- 0				
5- 7	0- 0	0- 0	CONFERENCE	0- 1	0- 3	5- 3				
3- 3	0- 0	0- 0	HOME	0- 1	0- 1	3- 1				
2- 4	0- 0	0- 0	AWAY	0- 0	0- 2	2- 2				
0- 0	0- 0	0- 0	NEUTRAL	0- 0	0- 0	0- 0				

RPI S	Opponent	Score	RPI S	Opponent	Score	RPI S	Opponent	Score	RPI S	Opponent	Score	Team's RPI: 282
27	A Kentucky	49 88	61	A Tennessee	77 98	121	H Morehead St.	61 83				
44	A Butler	65 86	64	H Belmont	58 65	131	A Tennessee Tech	65 74				
						134	A UT Martin	67 75				
						160	H Southern Ill.	59 65				
						175	A Arkansas St.	63 74				
						186	A Illinois	52 84				
						201	A Jacksonville St.	64 59				
						222	A Southeast Mo. St.	64 59				
						256	A SIUE	54 71				
						256	H SIUE	81 75				
						270	A Eastern Ill.	67 75				
						270	H Eastern Ill.	60 51				
						290	H Tennessee St.	61 65				
						299	H Alabama A&M	53 59				
						322	H Lipscomb	97 61				
						327	H Eastern Ky.	81 63				
						336	H Evansville	81 53				
LAST 12 Division I GAMES:												
256	H SIUE	81 75	256	A SIUE	54 71							
270	H Eastern Ill.	60 51	270	A Eastern Ill.	67 75							
131	A Tennessee Tech	65 74	222	A Southeast Mo. St.	64 59							
201	A Jacksonville St.	64 59	134	A UT Martin	67 75							
290	H Tennessee St.	61 65	327	H Eastern Ky.	81 63							
64	H Belmont	58 65	121	H Morehead St.	61 83							

Non-Div I Games: Oakland City 113 55 Bethel (TN) 86 50

Murray St.

Loss, Non-Conf, S Site, H Home A Away N Neutral

Average RPI Win:	306	WON-LOST	WINNING	LAST 10	STRENGTH OF	OPP. STRENGTH	TEAM	ADJ.	CONF.	ADJ CONF.
Average RPI Loss:	140	RECORD	PCT. RANK	GAMES	SCHEDULE	OF SCHEDULE	RPI	RPI	RPI	RPI
DIV. I ONLY	11- 9	141	0- 1	343	281	231	231	32	32	
DIV. I NON-CONF.	2- 9	297	0- 1	263	134	292	292	32	32	
TOTALS	RPI 1-25	RPI 26-50	W-L RECORDS	RPI 51-100	RPI 101-150	RPI 150+				
11- 9	0- 0	0- 0	OVERALL	0- 3	0- 3	11- 3				
3- 3	0- 0	0- 0	HOME	0- 0	0- 3	3- 0				
8- 4	0- 0	0- 0	AWAY	0- 1	0- 0	8- 3				
0- 2	0- 0	0- 0	NEUTRAL	0- 2	0- 0	0- 0				
2- 9	0- 0	0- 0	NON-CONFERENCE	0- 3	0- 3	2- 3				
0- 3	0- 0	0- 0	HOME	0- 0	0- 3	0- 0				
2- 4	0- 0	0- 0	AWAY	0- 1	0- 0	2- 3				
0- 2	0- 0	0- 0	NEUTRAL	0- 2	0- 0	0- 0				
9- 0	0- 0	0- 0	CONFERENCE	0- 0	0- 0	9- 0				
3- 0	0- 0	0- 0	HOME	0- 0	0- 0	3- 0				
6- 0	0- 0	0- 0	AWAY	0- 0	0- 0	6- 0				
0- 0	0- 0	0- 0	NEUTRAL	0- 0	0- 0	0- 0				

RPI 1-25			RPI 26-50			RPI 51-100			RPI 101+			Team's RPI: 231
RPI	S	Opponent	Score	RPI	S	Opponent	Score	RPI	S	Opponent	Score	
						74 N Yale	49 59	112 H VCU			48 54	
						75 N Maine	52 58	121 H Morehead St.			67 72	
						98 A Virginia	57 67	138 H Akron			36 49	
								179 A UMES			51 49	
								191 A Elon			64 73	
								206 A Navy			49 72	
								246 A ETSU			56 61	
								259 A Bethune-Cookman			72 48	
								289 H Morgan St.			62 29	
								294 A Fla. Atlantic			67 65	
								304 A South Carolina St.			58 44	
								326 H Coppin St.			66 42	
								338 A Western Caro.			69 51	
								341 A N.C. Central			52 49	
								345 A Delaware St.			67 47	
								345 H Delaware St.			72 49	
								349 A Florida A&M			56 48	
LAST 12 Division I GAMES:												
						74 N Yale	49 59	289 H Morgan St.			62 29	
						345 H Delaware St.	72 49	179 A UMES			51 49	
						259 A Bethune-Cookman	72 48	345 A Delaware St.			67 47	
						349 A Florida A&M	56 48	304 A South Carolina St.			58 44	
						341 A N.C. Central	52 49	294 A Fla. Atlantic			67 65	
						326 H Coppin St.	66 42	112 H VCU			48 54	

Non-Div I Games: Winston-Salem 60 56 Johnson C. Smith 50 53

N.C. A&T

Loss, Non-Conf, S Site, H Home A Away N Neutral

Average RPI Win:	324	WON-LOST	WINNING	LAST 10	STRENGTH OF	OPP. STRENGTH	TEAM	ADJ.	CONF.	ADJ CONF.
Average RPI Loss:	215	RECORD	PCT. RANK	GAMES	SCHEDULE	OF SCHEDULE	RPI	RPI	RPI	RPI
DIV. I ONLY	5- 17	308	0- 1	339	341	341	341	32	32	
DIV. I NON-CONF.	2- 10	311	0- 0	279	297	340	340	32	32	
TOTALS	RPI 1-25	RPI 26-50	W-L RECORDS	RPI 51-100	RPI 101-150	RPI 150+				
5- 17	0- 1	0- 0	OVERALL	0- 0	0- 2	5- 14				
3- 8	0- 0	0- 0	HOME	0- 0	0- 1	3- 7				
2- 8	0- 1	0- 0	AWAY	0- 0	0- 1	2- 6				
0- 1	0- 0	0- 0	NEUTRAL	0- 0	0- 0	0- 1				
2- 10	0- 1	0- 0	NON-CONFERENCE	0- 0	0- 2	2- 7				
2- 4	0- 0	0- 0	HOME	0- 0	0- 1	2- 3				
0- 5	0- 1	0- 0	AWAY	0- 0	0- 1	0- 3				
0- 1	0- 0	0- 0	NEUTRAL	0- 0	0- 0	0- 1				
3- 7	0- 0	0- 0	CONFERENCE	0- 0	0- 0	3- 7				
1- 4	0- 0	0- 0	HOME	0- 0	0- 0	1- 4				
2- 3	0- 0	0- 0	AWAY	0- 0	0- 0	2- 3				
0- 0	0- 0	0- 0	NEUTRAL	0- 0	0- 0	0- 0				

RPI 1-25				RPI 26-50				RPI 51-100				RPI 101+ Team's RPI: 341			
RPI	S	Opponent	Score	RPI	S	Opponent	Score	RPI	S	Opponent	Score	RPI	S	Opponent	Score
11	A	Iowa	39 106									109	H	UNCW	82 89
												133	A	High Point	69 80
												157	A	Georgia St.	54 65
												179	A	UMES	49 59
												179	H	UMES	61 69
												188	H	Coastal Caro.	66 89
												191	H	Elon	54 83
												230	A	Memphis	56 77
												231	H	N.C. A&T	49 52
												259	A	Bethune-Cookman	54 72
												259	H	Bethune-Cookman	50 67
												263	A	Winthrop	41 66
												285	H	Wofford	66 59
												289	H	Morgan St.	62 65
												300	N	Kennesaw St.	54 78
												313	H	UNC Greensboro	66 57
												326	H	Coppin St.	62 57
												340	H	USC Upstate	63 82
												345	A	Delaware St.	61 71
												348	A	Savannah St.	71 67
												349	A	Florida A&M	64 57
LAST 12 Division I GAMES:															
179	H	UMES	61 69	326	H	Coppin St.	62 57								
349	A	Florida A&M	64 57	345	A	Delaware St.	61 71								
259	A	Bethune-Cookman	54 72	179	A	UMES	49 59								
348	A	Savannah St.	71 67	259	H	Bethune-Cookman	50 67								
231	H	N.C. A&T	49 52	230	A	Memphis	56 77								
289	H	Morgan St.	62 65	300	N	Kennesaw St.	54 78								

Non-Div I Games: Wilberforce 55 49

N.C. Central

■ Loss,
 ■ Non-Conf,
 ■ S Site,
 ■ Home
 ■ A Away
 N Neutral

Average RPI Win:	101	WON-LOST	WINNING	LAST 10	STRENGTH OF	OPP. STRENGTH	TEAM	ADJ.	CONF.	ADJ CONF.
Average RPI Loss:	21	RECORD	PCT. RANK	GAMES	SCHEDULE	OF SCHEDULE	RPI	RPI	RPI	RPI
DIV. I ONLY	21- 2	7	0- 1	38	10	12	12	1	1	
DIV. I NON-CONF.	13- 0	1	0- 0	37	36	7	7	1	1	
TOTALS	RPI 1-25	RPI 26-50	W-L RECORDS	RPI 51-100	RPI 101-150	RPI 150+				
21- 2	1- 2	1- 0	OVERALL	11- 0	5- 0	3- 0				
13- 1	0- 1	0- 0	HOME	9- 0	2- 0	2- 0				
6- 1	0- 1	1- 0	AWAY	2- 0	3- 0	0- 0				
2- 0	1- 0	0- 0	NEUTRAL	0- 0	0- 0	1- 0				
13- 0	1- 0	0- 0	NON-CONFERENCE	7- 0	2- 0	3- 0				
9- 0	0- 0	0- 0	HOME	6- 0	1- 0	2- 0				
2- 0	0- 0	0- 0	AWAY	1- 0	1- 0	0- 0				
2- 0	1- 0	0- 0	NEUTRAL	0- 0	0- 0	1- 0				
8- 2	0- 2	1- 0	CONFERENCE	4- 0	3- 0	0- 0				
4- 1	0- 1	0- 0	HOME	3- 0	1- 0	0- 0				
4- 1	0- 1	1- 0	AWAY	1- 0	2- 0	0- 0				
0- 0	0- 0	0- 0	NEUTRAL	0- 0	0- 0	0- 0				

RPI 1-25				Team's RPI: 12		RPI 26-50				RPI 51-100				RPI 101+			
RPI	S	Opponent	Score	RPI	S	Opponent	Score	RPI	S	Opponent	Score	RPI	S	Opponent	Score		
16	A	Florida St.	70 75	43	A	Georgia Tech	68 60	56	H	Michigan	66 55	105	A	Boston College	85 69		
23	N	Michigan St.	78 74					57	H	Clemson	54 51	118	A	Wake Forest	59 50		
25	H	North Carolina	51 64					64	H	Belmont	77 62	126	H	Pittsburgh	63 34		
								69	H	Virginia Tech	70 61	143	A	Chattanooga	78 58		
								71	H	Old Dominion	85 56	148	H	Davidson	75 45		
								73	H	Duke	63 51	178	H	Vanderbilt	74 54		
								75	H	Maine	84 46	190	H	Hampton	83 51		
								85	H	Kent St.	78 61	209	N	George Washington	69 61		
								92	A	Georgetown	76 65						
								94	H	Radford	75 58						
								98	A	Virginia	66 38						
LAST 12 Division I GAMES:																	
16	A	Florida St.	70 75	98	A	Virginia	66 38										
25	H	North Carolina	51 64	126	H	Pittsburgh	63 34										
118	A	Wake Forest	59 50	105	A	Boston College	85 69										
43	A	Georgia Tech	68 60	73	H	Duke	63 51										
57	H	Clemson	54 51	148	H	Davidson	75 45										
69	H	Virginia Tech	70 61	143	A	Chattanooga	78 58										

Non-Div I Games:

NC State

■ Loss,
 ■ Non-Conf,
 ■ S Site,
 ■ H Home
 ■ A Away
 N Neutral

Average RPI Win:	312	WON-LOST	WINNING	LAST 10	STRENGTH OF	OPP. STRENGTH	TEAM	ADJ.	CONF.	ADJ CONF.
Average RPI Loss:	191	RECORD	PCT. RANK	GAMES	SCHEDULE	OF SCHEDULE	RPI	RPI	RPI	RPI
DIV. I ONLY	5- 17	308	0- 1	273	321	321	321	24	24	
DIV. I NON-CONF.	3- 10	278	0- 0	286	336	315	315	26	26	
TOTALS	RPI 1-25	RPI 26-50	W-L RECORDS	RPI 51-100	RPI 101-150	RPI 150+				
5- 17	0- 0	0- 0	OVERALL	0- 4	0- 3	5- 10				
3- 7	0- 0	0- 0	HOME	0- 2	0- 2	3- 3				
2- 10	0- 0	0- 0	AWAY	0- 2	0- 1	2- 7				
0- 0	0- 0	0- 0	NEUTRAL	0- 0	0- 0	0- 0				
3- 10	0- 0	0- 0	NON-CONFERENCE	0- 3	0- 1	3- 6				
1- 4	0- 0	0- 0	HOME	0- 1	0- 1	1- 2				
2- 6	0- 0	0- 0	AWAY	0- 2	0- 0	2- 4				
0- 0	0- 0	0- 0	NEUTRAL	0- 0	0- 0	0- 0				
2- 7	0- 0	0- 0	CONFERENCE	0- 1	0- 2	2- 4				
2- 3	0- 0	0- 0	HOME	0- 1	0- 1	2- 1				
0- 4	0- 0	0- 0	AWAY	0- 0	0- 1	0- 3				
0- 0	0- 0	0- 0	NEUTRAL	0- 0	0- 0	0- 0				

RPI	S	Opponent	Score	RPI	S	Opponent	Score	RPI	S	Opponent	Score	RPI	S	Opponent	Score	Team's RPI: 321
68	A	West Virginia	50	95	106	H	Hartford	53	84	141	A	North Ala.	60	72		
70	H	FGCU	35	67	141	H	North Ala.	54	77	177	A	Rider	46	67		
72	A	Penn	42	85	212	A	Stetson	48	74	222	H	Southeast Mo. St.	58	68		
85	H	Kent St.	40	57	226	A	Howard	57	77	236	A	Liberty	47	58		
					242	H	Jacksonville	56	61	247	A	Colgate	71	53		
					277	H	Vermont	63	71	300	A	Kennesaw St.	47	70		
					300	H	Kennesaw St.	66	60	300	H	Kennesaw St.	66	60		
					322	H	Lipscomb	80	67	322	H	Lipscomb	80	67		
					328	A	Saint Peter's	57	70	328	A	Saint Peter's	57	70		
					338	H	Western Caro.	79	71	338	H	Western Caro.	79	71		
					344	A	Fairleigh Dickinson	43	64	344	A	Fairleigh Dickinson	43	64		
					351	A	LIU Brooklyn	72	51	351	A	LIU Brooklyn	72	51		
LAST 12 Division I GAMES:																
300	A	Kennesaw St.	47	70	322	H	Lipscomb	80	67							
236	A	Liberty	47	58	141	A	North Ala.	60	72							
70	H	FGCU	35	67	300	H	Kennesaw St.	66	60							
141	H	North Ala.	54	77	106	H	Hartford	53	84							
212	A	Stetson	48	74	85	H	Kent St.	40	57							
242	H	Jacksonville	56	61	247	A	Colgate	71	53							

Non-Div I Games:

NJIT

■ Loss,
 ■ Non-Conf,
 ■ S Site,
 ■ H Home
 ■ A Away
 N Neutral

Average RPI Win: 240	WON-LOST	WINNING	LAST 10	STRENGTH OF	OPP. STRENGTH	TEAM	ADJ.	CONF.	ADJ CONF.
Average RPI Loss: 171	RECORD	PCT. RANK	GAMES	SCHEDULE	OF SCHEDULE	RPI	RPI	RPI	RPI
DIV. I ONLY	8- 12	234	1- 0	147	295	206	206	19	19
DIV. I NON-CONF.	4- 5	190	0- 0	140	321	190	190	22	22
TOTALS	RPI 1-25	RPI 26-50	W-L RECORDS	RPI 51-100	RPI 101-150	RPI 150+			
8- 12	0- 0	0- 1	OVERALL	0- 2	0- 3	8- 6			
4- 6	0- 0	0- 1	HOME	0- 2	0- 2	4- 1			
4- 6	0- 0	0- 0	AWAY	0- 0	0- 1	4- 5			
0- 0	0- 0	0- 0	NEUTRAL	0- 0	0- 0	0- 0			
4- 5	0- 0	0- 0	NON-CONFERENCE	0- 1	0- 2	4- 2			
2- 2	0- 0	0- 0	HOME	0- 1	0- 1	2- 0			
2- 3	0- 0	0- 0	AWAY	0- 0	0- 1	2- 2			
0- 0	0- 0	0- 0	NEUTRAL	0- 0	0- 0	0- 0			
4- 7	0- 0	0- 1	CONFERENCE	0- 1	0- 1	4- 4			
2- 4	0- 0	0- 1	HOME	0- 1	0- 1	2- 1			
2- 3	0- 0	0- 0	AWAY	0- 0	0- 0	2- 3			
0- 0	0- 0	0- 0	NEUTRAL	0- 0	0- 0	0- 0			

RPI 1-25				RPI 26-50				RPI 51-100				RPI 101+				Team's RPI: 206	
RPI	S	Opponent	Score	RPI	S	Opponent	Score	RPI	S	Opponent	Score	RPI	S	Opponent	Score		
				46	H	Bucknell	43 77	72	H	Penn	61 65	136	A	Colorado	43 59		
								95	H	American	45 58	142	H	Boston U.	35 49		
												146	H	Marist	48 72		
												154	A	Lehigh	55 66		
												154	H	Lehigh	38 56		
												177	A	Rider	66 60		
												208	H	Holy Cross	54 47		
												215	A	Monmouth	67 68		
												231	H	N.C. A&T	72 49		
												247	A	Colgate	62 49		
												247	H	Colgate	67 52		
												251	A	Air Force	54 47		
												253	H	Saint Joseph's	49 48		
												274	A	Norfolk St.	58 65		
												302	A	Army West Point	52 55		
												307	A	Loyola Maryland	58 46		
												312	A	Lafayette	42 55		
LAST 12 Division I GAMES:																	
				247	H	Colgate	67 52	208	H	Holy Cross	54 47						
				154	A	Lehigh	55 66	247	A	Colgate	62 49						
				46	H	Bucknell	43 77	95	H	American	45 58						
				142	H	Boston U.	35 49	154	H	Lehigh	38 56						
				312	A	Lafayette	42 55	307	A	Loyola Maryland	58 46						
				302	A	Army West Point	52 55	253	H	Saint Joseph's	49 48						

Non-Div I Games: Catholic 81 36

Navy

Nebraska

Through Games Of Feb. 10, 2019

Average RPI Win:	146	WON-LOST	WINNING	LAST 10	STRENGTH OF	OPP. STRENGTH	TEAM	ADJ.	CONF.	ADJ CONF.
Average RPI Loss:	60	RECORD	PCT. RANK	GAMES	SCHEDULE	OF SCHEDULE	RPI	RPI	RPI	RPI
DIV. I ONLY	11- 13	190	1- 0	28	31	96	96	4	4	
DIV. I NON-CONF.	5- 6	177	0- 0	101	30	145	145	6	6	
TOTALS	RPI 1-25	RPI 26-50	W-L RECORDS	RPI 51-100	RPI 101-150	RPI 150+				
11- 13	0- 6	0- 1	OVERALL	4- 3	3- 2	4- 1				
7- 5	0- 3	0- 1	HOME	2- 1	2- 0	3- 0				
3- 8	0- 3	0- 0	AWAY	1- 2	1- 2	1- 1				
1- 0	0- 0	0- 0	NEUTRAL	1- 0	0- 0	0- 0				
5- 6	0- 3	0- 0	NON-CONFERENCE	1- 1	1- 2	3- 0				
4- 1	0- 1	0- 0	HOME	0- 0	1- 0	3- 0				
0- 5	0- 2	0- 0	AWAY	0- 1	0- 2	0- 0				
1- 0	0- 0	0- 0	NEUTRAL	1- 0	0- 0	0- 0				
6- 7	0- 3	0- 1	CONFERENCE	3- 2	2- 0	1- 1				
3- 4	0- 2	0- 1	HOME	2- 1	1- 0	0- 0				
3- 3	0- 1	0- 0	AWAY	1- 1	1- 0	1- 1				
0- 0	0- 0	0- 0	NEUTRAL	0- 0	0- 0	0- 0				

RPI	S	Opponent	Score	RPI	S	Opponent	Score	RPI	S	Opponent	Score	RPI	S	Opponent	Score
3	A	Louisville	68 85	40	H	Indiana	78 82	51	A	Purdue	84 64	107	A	Ohio St.	78 69
11	A	Iowa	71 77					51	H	Purdue	67 61	111	H	Minnesota	63 57
17	H	Maryland	63 81					56	A	Michigan	61 67	116	A	Creighton	65 74
19	H	Rutgers	56 62					56	H	Michigan	70 56	119	H	Kansas	58 52
21	H	Drake	77 83					82	A	Arkansas	80 84	122	A	Washington St.	84 87
22	A	Miami (FL)	68 82					88	H	Northwestern	54 58	169	H	Denver	96 71
								94	N	Radford	77 39	185	A	Wisconsin	69 70
												186	A	Illinois	77 67
												324	H	San Jose St.	96 63
												340	H	USC Upstate	87 64
LAST 12 Division I GAMES:															
51	H	Purdue	67 61	111	H	Minnesota	63 57								
56	A	Michigan	61 67	186	A	Illinois	77 67								
40	H	Indiana	78 82	19	H	Rutgers	56 62								
51	A	Purdue	84 64	17	H	Maryland	63 81								
185	A	Wisconsin	69 70	11	A	Iowa	71 77								
88	H	Northwestern	54 58	107	A	Ohio St.	78 69								

Non-Div I Games:

Nebraska

■ Loss,
■ Non-Conf, S Site,
■ Home
■ Away
N Neutral

Nevada

Through Games Of Feb. 10, 2019

Average RPI Win:	269	WON-LOST	WINNING	LAST 10	STRENGTH OF	OPP. STRENGTH	TEAM	ADJ.	CONF.	ADJ CONF.
Average RPI Loss:	111	RECORD	PCT. RANK	GAMES	SCHEDULE	OF SCHEDULE	RPI	RPI	RPI	RPI
DIV. I ONLY	7- 14	256	0- 1	155	136	233	233	15	15	
DIV. I NON-CONF.	3- 7	256	0- 1	207	106	279	279	13	13	
TOTALS	RPI 1-25	RPI 26-50	W-L RECORDS	RPI 51-100	RPI 101-150	RPI 150+				
7- 14	0- 0	0- 4	OVERALL	0- 4	0- 3	7- 3				
4- 7	0- 0	0- 3	HOME	0- 1	0- 3	4- 0				
3- 5	0- 0	0- 1	AWAY	0- 1	0- 0	3- 3				
0- 2	0- 0	0- 0	NEUTRAL	0- 2	0- 0	0- 0				
3- 7	0- 0	0- 2	NON-CONFERENCE	0- 2	0- 2	3- 1				
2- 4	0- 0	0- 2	HOME	0- 0	0- 2	2- 0				
1- 1	0- 0	0- 0	AWAY	0- 0	0- 0	1- 1				
0- 2	0- 0	0- 0	NEUTRAL	0- 2	0- 0	0- 0				
4- 7	0- 0	0- 2	CONFERENCE	0- 2	0- 1	4- 2				
2- 3	0- 0	0- 1	HOME	0- 1	0- 1	2- 0				
2- 4	0- 0	0- 1	AWAY	0- 1	0- 0	2- 2				
0- 0	0- 0	0- 0	NEUTRAL	0- 0	0- 0	0- 0				

RPI S	Opponent	Score	RPI S	Opponent	Score	RPI S	Opponent	Score	RPI S	Opponent	Score	Team's RPI: 233
48	A New Mexico	74 85	48	H New Mexico	64 66	65	A Boise St.	65 80	114	H Fresno St.	63 79	
49	H Southern California	51 72	49	H Southern California	51 72	91	N UC Davis	68 84	135	H Texas Tech	67 86	
50	H Utah	52 74	50	H Utah	52 74	97	N Northern Ill.	69 98	136	H Colorado	52 65	
									183	A Santa Clara	48 56	
									216	H UNLV	70 62	
									219	A Utah St.	76 79	
									240	H Hawaii	79 78	
									250	A Colorado St.	62 38	
									250	H Colorado St.	68 57	
									251	A Air Force	74 79	
									261	A Long Beach St.	76 67	
									324	A San Jose St.	52 49	
									343	H Seattle U	67 54	
LAST 12 Division I GAMES:												
97	N Northern Ill.	69 98	251	A Air Force	74 79							
48	A New Mexico	74 85	65	H Boise St.	74 75							
250	H Colorado St.	68 57	114	H Fresno St.	63 79							
65	A Boise St.	65 80	324	A San Jose St.	52 49							
216	H UNLV	70 62	48	H New Mexico	64 66							
250	A Colorado St.	62 38	219	A Utah St.	76 79							

Non-Div I Games: Stanislaus St. 75 52

Nevada

Loss, Non-Conf, S Site, H Home A Away N Neutral

Average RPI Win: 284		WON-LOST	WINNING	LAST 10	STRENGTH OF	OPP. STRENGTH	TEAM	ADJ.	CONF.	ADJ CONF.
Average RPI Loss: 185		RECORD	PCT. RANK	GAMES	SCHEDULE	OF SCHEDULE	RPI	RPI	RPI	RPI
DIV. I ONLY		5- 18	315	1- 0	258	270	311	311	23	23
DIV. I NON-CONF.		2- 10	311	0- 0	238	285	329	329	25	25
TOTALS	RPI 1-25		RPI 26-50		W-L RECORDS		RPI 51-100		RPI 101-150	RPI 150+
5- 18	0- 0		0- 0		OVERALL		0- 4		0- 4	5- 10
3- 7	0- 0		0- 0		HOME		0- 2		0- 1	3- 4
2- 11	0- 0		0- 0		AWAY		0- 2		0- 3	2- 6
0- 0	0- 0		0- 0		NEUTRAL		0- 0		0- 0	0- 0
2- 10	0- 0		0- 0		NON-CONFERENCE		0- 2		0- 3	2- 5
2- 3	0- 0		0- 0		HOME		0- 1		0- 0	2- 2
0- 7	0- 0		0- 0		AWAY		0- 1		0- 3	0- 3
0- 0	0- 0		0- 0		NEUTRAL		0- 0		0- 0	0- 0
3- 8	0- 0		0- 0		CONFERENCE		0- 2		0- 1	3- 5
1- 4	0- 0		0- 0		HOME		0- 1		0- 1	1- 2
2- 4	0- 0		0- 0		AWAY		0- 1		0- 0	2- 3
0- 0	0- 0		0- 0		NEUTRAL		0- 0		0- 0	0- 0

RPI 1-25				RPI 26-50				RPI 51-100				RPI 101+				Team's RPI:	
RPI	S	Opponent	Score	RPI	S	Opponent	Score	RPI	S	Opponent	Score	RPI	S	Opponent	Score		311
								75	A	Maine	46 67	106	H	Hartford	48 66		
								75	H	Maine	45 69	111	A	Minnesota	47 70		
								78	A	Northeastern	54 69	142	A	Boston U.	39 60		
								93	H	Princeton	42 90	149	A	South Fla.	36 79		
												159	H	Stony Brook	63 82		
												200	H	Dartmouth	42 62		
												208	H	Holy Cross	74 62		
												223	H	Sacred Heart	60 71		
												227	A	Brown	70 76		
												238	A	Albany (NY)	41 59		
												265	A	Binghamton	54 53		
												265	H	Binghamton	62 71		
												277	A	Vermont	60 69		
												297	A	UMBC	62 64		
												303	A	Central Conn. St.	47 56		
												305	H	Bryant	79 74		
												319	A	North Dakota St.	51 56		
												320	A	UMass Lowell	56 53		
												320	H	UMass Lowell	54 46		
LAST 12 Division I GAMES:																	
				265	A	Binghamton	54 53					277	A	Vermont	60 69		
				320	H	UMass Lowell	54 46					159	H	Stony Brook	63 82		
				75	H	Maine	45 69					320	A	UMass Lowell	56 53		
				238	A	Albany (NY)	41 59					265	H	Binghamton	62 71		
				297	A	UMBC	62 64					75	A	Maine	46 67		
				106	H	Hartford	48 66					93	H	Princeton	42 90		

Non-Div I Games:	U New England	68	44
------------------	---------------	----	----

New Hampshire

Loss, Non-Conf, S Site, H Home A Away N Neutral

Average RPI Win:	180	WON-LOST	WINNING	LAST 10	STRENGTH OF	OPP. STRENGTH	TEAM	ADJ.	CONF.	ADJ CONF.
Average RPI Loss:	157	RECORD	PCT. RANK	GAMES	SCHEDULE	OF SCHEDULE	RPI	RPI	RPI	RPI
DIV. I ONLY	19- 3	15	1- 0	180	125	48	48	15	15	
DIV. I NON-CONF.	10- 1	17	1- 0	93	158	25	25	13	13	
TOTALS	RPI 1-25	RPI 26-50	W-L RECORDS	RPI 51-100	RPI 101-150	RPI 150+				
19- 3	0- 0	1- 0	OVERALL	2- 1	2- 0	14- 2				
13- 1	0- 0	0- 0	HOME	1- 1	2- 0	10- 0				
6- 2	0- 0	1- 0	AWAY	1- 0	0- 0	4- 2				
0- 0	0- 0	0- 0	NEUTRAL	0- 0	0- 0	0- 0				
10- 1	0- 0	0- 0	NON-CONFERENCE	2- 1	1- 0	7- 0				
7- 1	0- 0	0- 0	HOME	1- 1	1- 0	5- 0				
3- 0	0- 0	0- 0	AWAY	1- 0	0- 0	2- 0				
0- 0	0- 0	0- 0	NEUTRAL	0- 0	0- 0	0- 0				
9- 2	0- 0	1- 0	CONFERENCE	0- 0	1- 0	7- 2				
6- 0	0- 0	0- 0	HOME	0- 0	1- 0	5- 0				
3- 2	0- 0	1- 0	AWAY	0- 0	0- 0	2- 2				
0- 0	0- 0	0- 0	NEUTRAL	0- 0	0- 0	0- 0				

RPI S	Opponent	Score	RPI S	Opponent	Score	RPI S	Opponent	Score	RPI S	Opponent	Score
			47	A Wyoming	78 75	52	H Auburn	76 79	106	H Hartford	72 65
						53	H SFA	74 33	114	H Fresno St.	82 73
						100	A Houston	89 84	162	H Oklahoma	84 80
									166	A New Mexico St.	75 50
									166	H New Mexico St.	83 58
									181	H Texas St.	82 51
									202	A San Diego St.	59 61
									202	H San Diego St.	70 62
									216	A UNLV	57 66
									216	H UNLV	80 77
									219	A Utah St.	68 64
									229	H Sacramento St.	85 53
									233	A Nevada	66 64
									233	H Nevada	85 74
									234	A Northern Ariz.	84 55
									250	H Colorado St.	70 58
									251	H Air Force	78 57
									266	H UTEP	69 51
LAST 12 Division I GAMES:											
53	H SFA	74 33	219	A Utah St.	68 64						
106	H Hartford	72 65	216	H UNLV	80 77						
52	H Auburn	76 79	47	A Wyoming	78 75						
233	H Nevada	85 74	202	H San Diego St.	70 62						
202	A San Diego St.	59 61	250	H Colorado St.	70 58						
114	H Fresno St.	82 73	216	A UNLV	57 66						

Non-Div I Games:

New Mexico

■ Loss,
 ■ Non-Conf, S Site,
 ■ Home
 ■ Away
 N Neutral

Average RPI Win:	280	WON-LOST	WINNING	LAST 10	STRENGTH OF	OPP. STRENGTH	TEAM	ADJ.	CONF.	ADJ CONF.
Average RPI Loss:	146	RECORD	PCT. RANK	GAMES	SCHEDULE	OF SCHEDULE	RPI	RPI	RPI	RPI
DIV. I ONLY	15- 6	66	1- 0	305	343	166	166	30	30	
DIV. I NON-CONF.	6- 5	143	1- 0	170	327	152	152	30	30	
TOTALS	RPI 1-25	RPI 26-50	W-L RECORDS	RPI 51-100	RPI 101-150	RPI 150+				
15- 6	0- 0	0- 2	OVERALL	0- 0	0- 1	15- 3				
7- 2	0- 0	0- 1	HOME	0- 0	0- 0	7- 1				
7- 3	0- 0	0- 1	AWAY	0- 0	0- 0	7- 2				
1- 1	0- 0	0- 0	NEUTRAL	0- 0	0- 1	1- 0				
6- 5	0- 0	0- 2	NON-CONFERENCE	0- 0	0- 1	6- 2				
1- 2	0- 0	0- 1	HOME	0- 0	0- 0	1- 1				
4- 2	0- 0	0- 1	AWAY	0- 0	0- 0	4- 1				
1- 1	0- 0	0- 0	NEUTRAL	0- 0	0- 1	1- 0				
9- 1	0- 0	0- 0	CONFERENCE	0- 0	0- 0	9- 1				
6- 0	0- 0	0- 0	HOME	0- 0	0- 0	6- 0				
3- 1	0- 0	0- 0	AWAY	0- 0	0- 0	3- 1				
0- 0	0- 0	0- 0	NEUTRAL	0- 0	0- 0	0- 0				

RPI 1-25			RPI 26-50			RPI 51-100			RPI 101+ Team's RPI: 166		
RPI	S	Opponent	Score	RPI	S	Opponent	Score	RPI	S	Opponent	Score
				48	A	New Mexico	58 83	108	N	South Alabama	67 68
				48	H	New Mexico	50 75	164	A	UC Riverside	64 65
								167	H	Abilene Christian	46 58
								169	H	Denver	66 64
								217	H	UTRGV	71 63
								237	A	UMKC	90 86
								262	H	California Baptist	76 69
								266	A	UTEP	69 65
								267	A	A&M-Corpus Christi	67 65
								272	A	CSU Bakersfield	61 59
								272	H	CSU Bakersfield	61 48
								281	H	Utah Valley	58 52
								283	A	Western Mich.	66 54
								293	A	UC Santa Barbara	81 73
								339	A	Grand Canyon	51 54
								339	H	Grand Canyon	81 52
								343	H	Seattle U	75 55
								347	A	Chicago St.	87 66
								350	N	Alcorn	82 64
LAST 12 Division I GAMES:											
350	N	Alcorn	82 64	281	H	Utah Valley	58 52				
339	H	Grand Canyon	81 52	343	H	Seattle U	75 55				
272	H	CSU Bakersfield	61 48	272	A	CSU Bakersfield	61 59				
347	A	Chicago St.	87 66	339	A	Grand Canyon	51 54				
237	A	UMKC	90 86	262	H	California Baptist	76 69				
217	H	UTRGV	71 63	293	A	UC Santa Barbara	81 73				

Non-Div I Games: Tex. Permian Basin 70 38 Northern N.M. 101 51

New Mexico St.

■ Loss,
■ Non-Conf,
■ S Site,
■ Home
■ A Away
N Neutral

Average RPI Win:	309	WON-LOST	WINNING	LAST 10	STRENGTH OF	OPP. STRENGTH	TEAM	ADJ.	CONF.	ADJ CONF.
Average RPI Loss:	178	RECORD	PCT. RANK	GAMES	SCHEDULE	OF SCHEDULE	RPI	RPI	RPI	RPI
DIV. I ONLY	5- 13	289	0- 0	317	253	317	317	25	25	
DIV. I NON-CONF.	1- 5	311	0- 0	136	79	229	229	23	23	
TOTALS	RPI 1-25	RPI 26-50	W-L RECORDS	RPI 51-100	RPI 101-150	RPI 150+				
5- 13	0- 1	0- 1	OVERALL	0- 2	0- 1	5- 8				
3- 5	0- 0	0- 0	HOME	0- 1	0- 0	3- 4				
2- 8	0- 1	0- 1	AWAY	0- 1	0- 1	2- 4				
0- 0	0- 0	0- 0	NEUTRAL	0- 0	0- 0	0- 0				
1- 5	0- 1	0- 1	NON-CONFERENCE	0- 0	0- 1	1- 2				
0- 1	0- 0	0- 0	HOME	0- 0	0- 0	0- 1				
1- 4	0- 1	0- 1	AWAY	0- 0	0- 1	1- 1				
0- 0	0- 0	0- 0	NEUTRAL	0- 0	0- 0	0- 0				
4- 8	0- 0	0- 0	CONFERENCE	0- 2	0- 0	4- 6				
3- 4	0- 0	0- 0	HOME	0- 1	0- 0	3- 3				
1- 4	0- 0	0- 0	AWAY	0- 1	0- 0	1- 3				
0- 0	0- 0	0- 0	NEUTRAL	0- 0	0- 0	0- 0				

RPI 1-25				RPI 26-50				RPI 51-100				RPI 101+ Team's RPI: 317			
RPI	S	Opponent	Score	RPI	S	Opponent	Score	RPI	S	Opponent	Score	RPI	S	Opponent	Score
22	A	Miami (FL)	38 78	31	A	Rice	56 67	53	A	SFA	38 97	126	A	Pittsburgh	38 90
								59	H	Lamar University	57 79	167	H	Abilene Christian	52 59
												173	A	Xavier	45 61
												180	H	Nicholls St.	62 76
												230	A	Memphis	66 59
												267	A	A&M-Corpus Christi	51 57
												287	H	Central Ark.	60 62
												295	H	La.-Monroe	44 57
												318	A	Incarnate Word	69 81
												318	H	Incarnate Word	58 55
												330	H	McNeese	88 76
												332	A	Houston Baptist	74 83
												333	A	Northwestern St.	67 62
												333	H	Northwestern St.	84 73
LAST 12 Division I GAMES:															
180	H	Nicholls St.	62 76	267	A	A&M-Corpus Christi	51 57								
333	H	Northwestern St.	84 73	53	A	SFA	38 97								
318	H	Incarnate Word	58 55	330	H	McNeese	88 76								
333	A	Northwestern St.	67 62	59	H	Lamar University	57 79								
318	A	Incarnate Word	69 81	332	A	Houston Baptist	74 83								
287	H	Central Ark.	60 62	167	H	Abilene Christian	52 59								

Non-Div I Games: Dillard 68 59 Centenary (LA) 104 42 Trinity Baptist 93 38

New Orleans

Loss, Non-Conf, S Site, H Home A Away N Neutral

Niagara

Through Games Of Feb. 10, 2019

Average RPI Win:	306	WON-LOST	WINNING	LAST 10	STRENGTH OF	OPP. STRENGTH	TEAM	ADJ.	CONF.	ADJ CONF.
Average RPI Loss:	129	RECORD	PCT. RANK	GAMES	SCHEDULE	OF SCHEDULE	RPI	RPI	RPI	RPI
DIV. I ONLY	11- 13	190	1- 0	282	187	235	235	26	26	
DIV. I NON-CONF.	4- 8	241	1- 0	166	91	238	238	28	28	
TOTALS	RPI 1-25	RPI 26-50	W-L RECORDS	RPI 51-100	RPI 101-150	RPI 150+				
11- 13	0- 3	0- 0	OVERALL	0- 4	0- 1	11- 5				
7- 4	0- 0	0- 0	HOME	0- 1	0- 1	7- 2				
3- 8	0- 3	0- 0	AWAY	0- 2	0- 0	3- 3				
1- 1	0- 0	0- 0	NEUTRAL	0- 1	0- 0	1- 0				
4- 8	0- 3	0- 0	NON-CONFERENCE	0- 2	0- 0	4- 3				
3- 2	0- 0	0- 0	HOME	0- 0	0- 0	3- 2				
0- 5	0- 3	0- 0	AWAY	0- 1	0- 0	0- 1				
1- 1	0- 0	0- 0	NEUTRAL	0- 1	0- 0	1- 0				
7- 5	0- 0	0- 0	CONFERENCE	0- 2	0- 1	7- 2				
4- 2	0- 0	0- 0	HOME	0- 1	0- 1	4- 0				
3- 3	0- 0	0- 0	AWAY	0- 1	0- 0	3- 2				
0- 0	0- 0	0- 0	NEUTRAL	0- 0	0- 0	0- 0				

RPI 1-25				RPI 26-50				RPI 51-100				RPI 101+ Team's RPI: 235			
RPI	S	Opponent	Score	RPI	S	Opponent	Score	RPI	S	Opponent	Score	RPI	S	Opponent	Score
9	A	Syracuse	45 94					66	A	Quinnipiac	42 62	146	H	Marist	58 87
10	A	Iowa St.	35 95					66	H	Quinnipiac	55 96	210	H	St. Bonaventure	48 76
24	A	Buffalo	61 88					68	A	West Virginia	32 84	215	A	Monmouth	54 76
								74	N	Yale	64 67	226	H	Howard	61 68
												247	H	Colgate	74 69
												253	A	Saint Joseph's	54 68
												265	H	Binghamton	79 72
												289	N	Morgan St.	67 57
												306	A	Manhattan	58 54
												306	H	Manhattan	61 51
												308	A	Fairfield	54 55
												308	H	Fairfield	71 68
												326	H	Coppin St.	71 69
												328	A	Saint Peter's	75 66
												328	H	Saint Peter's	81 57
												331	A	Iona	58 46
												331	H	Iona	72 53
LAST 12 Division I GAMES:															
289	N	Morgan St.	67 57	215	A	Monmouth	54 76								
74	N	Yale	64 67	306	A	Manhattan	58 54								
308	A	Fairfield	54 55	308	H	Fairfield	71 68								
66	A	Quinnipiac	42 62	66	H	Quinnipiac	55 96								
331	H	Iona	72 53	331	A	Iona	58 46								
328	H	Saint Peter's	81 57	328	A	Saint Peter's	75 66								

Non-Div I Games:

Niagara

■ Loss,
 ■ Non-Conf,
 ■ S Site,
 ■ H Home
 ■ A Away
 N Neutral

Average RPI Win:	293	WON-LOST	WINNING	LAST 10	STRENGTH OF	OPP. STRENGTH	TEAM	ADJ.	CONF.	ADJ CONF.
Average RPI Loss:	114	RECORD	PCT. RANK	GAMES	SCHEDULE	OF SCHEDULE	RPI	RPI	RPI	RPI
DIV. I ONLY	11- 9	141	0- 1	297	222	180	180	25	25	
DIV. I NON-CONF.	4- 6	212	0- 1	195	96	167	167	23	23	
TOTALS	RPI 1-25	RPI 26-50	W-L RECORDS	RPI 51-100	RPI 101-150	RPI 150+				
11- 9	0- 1	0- 0	OVERALL	0- 4	0- 1	11- 3				
5- 1	0- 0	0- 0	HOME	0- 0	0- 0	5- 1				
5- 7	0- 1	0- 0	AWAY	0- 4	0- 1	5- 1				
1- 1	0- 0	0- 0	NEUTRAL	0- 0	0- 0	1- 1				
4- 6	0- 1	0- 0	NON-CONFERENCE	0- 2	0- 1	4- 2				
1- 0	0- 0	0- 0	HOME	0- 0	0- 0	1- 0				
2- 5	0- 1	0- 0	AWAY	0- 2	0- 1	2- 1				
1- 1	0- 0	0- 0	NEUTRAL	0- 0	0- 0	1- 1				
7- 3	0- 0	0- 0	CONFERENCE	0- 2	0- 0	7- 1				
4- 1	0- 0	0- 0	HOME	0- 0	0- 0	4- 1				
3- 2	0- 0	0- 0	AWAY	0- 2	0- 0	3- 0				
0- 0	0- 0	0- 0	NEUTRAL	0- 0	0- 0	0- 0				

RPI 1-25				RPI 26-50				RPI 51-100				RPI 101+ Team's RPI: 180			
RPI	S	Opponent	Score	RPI	S	Opponent	Score	RPI	S	Opponent	Score	RPI	S	Opponent	Score
2	A	Baylor	39 100					52	A	Auburn	59 80	144	A	Tulane	46 71
								53	A	SFA	62 70	151	N	Delaware	56 71
								55	A	LSU	44 76	181	A	Texas St.	67 72
								59	A	Lamar University	65 78	220	N	Texas Southern	58 57
												266	A	UTEP	58 56
												267	H	A&M-Corpus Christi	85 55
												276	A	Southeastern La.	73 66
												287	A	Central Ark.	64 60
												295	A	La.-Monroe	55 54
												309	H	Mississippi Val.	72 47
												317	A	New Orleans	76 62
												318	H	Incarinate Word	86 62
												330	H	McNeese	68 69
												332	H	Houston Baptist	77 54
												333	H	Northwestern St.	97 86
LAST 12 Division I GAMES:															
151	N	Delaware	56 71	287	A	Central Ark.	64 60								
181	A	Texas St.	67 72	330	H	McNeese	68 69								
317	A	New Orleans	76 62	332	H	Houston Baptist	77 54								
276	A	Southeastern La.	73 66	53	A	SFA	62 70								
59	A	Lamar University	65 78	318	H	Incarinate Word	86 62								
267	H	A&M-Corpus Christi	85 55	333	H	Northwestern St.	97 86								

Non-Div I Games: Southern-N.O. 86 49 William Carey 86 45

Nicholls St.

Loss, Non-Conf, S Site, H Home A Away N Neutral

Average RPI Win:	302	WON-LOST	WINNING	LAST 10	STRENGTH OF	OPP. STRENGTH	TEAM	ADJ.	CONF.	ADJ CONF.
Average RPI Loss:	184	RECORD	PCT. RANK	GAMES	SCHEDULE	OF SCHEDULE	RPI	RPI	RPI	RPI
DIV. I ONLY	9- 11	201	1- 0	324	313	274	274	32	32	
DIV. I NON-CONF.	3- 8	267	1- 0	284	159	305	305	32	32	
TOTALS	RPI 1-25	RPI 26-50	W-L RECORDS	RPI 51-100	RPI 101-150	RPI 150+				
9- 11	0- 0	0- 0	OVERALL	0- 1	0- 2	9- 8				
5- 3	0- 0	0- 0	HOME	0- 0	0- 0	5- 3				
3- 8	0- 0	0- 0	AWAY	0- 1	0- 2	3- 5				
1- 0	0- 0	0- 0	NEUTRAL	0- 0	0- 0	1- 0				
3- 8	0- 0	0- 0	NON-CONFERENCE	0- 1	0- 2	3- 5				
2- 2	0- 0	0- 0	HOME	0- 0	0- 0	2- 2				
0- 6	0- 0	0- 0	AWAY	0- 1	0- 2	0- 3				
1- 0	0- 0	0- 0	NEUTRAL	0- 0	0- 0	1- 0				
6- 3	0- 0	0- 0	CONFERENCE	0- 0	0- 0	6- 3				
3- 1	0- 0	0- 0	HOME	0- 0	0- 0	3- 1				
3- 2	0- 0	0- 0	AWAY	0- 0	0- 0	3- 2				
0- 0	0- 0	0- 0	NEUTRAL	0- 0	0- 0	0- 0				

RPI S	Opponent	Score	RPI S	Opponent	Score	RPI S	Opponent	Score	RPI S	Opponent	Score	Team's RPI: 274
						71 A	Old Dominion	53 69	118 A	Wake Forest	61 63	
									133 A	High Point	51 83	
									154 A	Lehigh	41 62	
									163 H	William & Mary	44 55	
									179 H	UMES	43 59	
									198 A	Ole Miss	42 60	
									206 H	Navy	65 58	
									226 A	Howard	70 74	
									236 N	Liberty	66 53	
									241 H	Campbell	49 57	
									259 A	Bethune-Cookman	58 65	
									259 H	Bethune-Cookman	57 50	
									284 A	La Salle	52 62	
									304 A	South Carolina St.	57 50	
									326 A	Coppin St.	68 63	
									342 H	Longwood	74 42	
									345 H	Delaware St.	63 50	
									348 A	Savannah St.	78 42	
									349 H	Florida A&M	60 58	
LAST 12 Division I GAMES:												
236 N	Liberty	66 53	259 H	Bethune-Cookman	57 50	326 A	Coppin St.	68 63				
259 A	Bethune-Cookman	58 65	349 H	Florida A&M	60 58	345 H	Delaware St.	63 50				
226 A	Howard	70 74	118 A	Wake Forest	61 63	163 H	William & Mary	44 55				
179 H	UMES	43 59										
304 A	South Carolina St.	57 50										
348 A	Savannah St.	78 42										

Non-Div I Games: Cheyney 93 40 Saint Augustine's 71 38

Norfolk St.

Average RPI Win:	274	WON-LOST	WINNING	LAST 10	STRENGTH OF	OPP. STRENGTH	TEAM	ADJ.	CONF.	ADJ CONF.
Average RPI Loss:	104	RECORD	PCT. RANK	GAMES	SCHEDULE	OF SCHEDULE	RPI	RPI	RPI	RPI
DIV. I ONLY	13- 3	24	0- 0	342	249	141	141	24	24	
DIV. I NON-CONF.	5- 1	37	0- 0	348	172	166	166	26	26	
TOTALS	RPI 1-25	RPI 26-50	W-L RECORDS	RPI 51-100	RPI 101-150	RPI 150+				
13- 3	0- 0	0- 0	OVERALL	0- 2	0- 0	13- 1				
5- 1	0- 0	0- 0	HOME	0- 1	0- 0	5- 0				
6- 2	0- 0	0- 0	AWAY	0- 1	0- 0	6- 1				
2- 0	0- 0	0- 0	NEUTRAL	0- 0	0- 0	2- 0				
5- 1	0- 0	0- 0	NON-CONFERENCE	0- 0	0- 0	5- 1				
1- 0	0- 0	0- 0	HOME	0- 0	0- 0	1- 0				
2- 1	0- 0	0- 0	AWAY	0- 0	0- 0	2- 1				
2- 0	0- 0	0- 0	NEUTRAL	0- 0	0- 0	2- 0				
8- 2	0- 0	0- 0	CONFERENCE	0- 2	0- 0	8- 0				
4- 1	0- 0	0- 0	HOME	0- 1	0- 0	4- 0				
4- 1	0- 0	0- 0	AWAY	0- 1	0- 0	4- 0				
0- 0	0- 0	0- 0	NEUTRAL	0- 0	0- 0	0- 0				

RPI 1-25				RPI 26-50				RPI 51-100				RPI 101+				Team's RPI: 141	
RPI	S	Opponent	Score	RPI	S	Opponent	Score	RPI	S	Opponent	Score	RPI	S	Opponent	Score		
								70	A	FGCU	51	76	173	A	Xavier	81	94
								70	H	FGCU	52	68	178	A	Vanderbilt	74	71
													212	H	Stetson	71	55
													222	N	Southeast Mo. St.	80	67
													242	A	Jacksonville	62	59
													243	H	Alabama St.	68	42
													275	A	North Florida	70	64
													275	H	North Florida	77	62
													300	H	Kennesaw St.	80	55
													309	A	Mississippi Val.	86	72
													321	A	NJIT	77	54
													321	H	NJIT	72	60
													322	A	Lipscomb	81	60
													338	N	Western Caro.	89	66
LAST 12 Division I GAMES:																	
275	H	North Florida	77	62	242	A	Jacksonville	62	59								
70	A	FGCU	51	76	321	H	NJIT	72	60								
322	A	Lipscomb	81	60	70	H	FGCU	52	68								
321	A	NJIT	77	54	275	A	North Florida	70	64								
300	H	Kennesaw St.	80	55	309	A	Mississippi Val.	86	72								
212	H	Stetson	71	55	173	A	Xavier	81	94								

Non-Div I Games: Stillman 99 43 Martin Methodist 79 48 Lane 98 57 Blue Mountain (MS) 70 42
North Ala.

North Carolina

Through Games Of Feb. 10, 2019

Average RPI Win:	104	WON-LOST	WINNING	LAST 10	STRENGTH OF	OPP. STRENGTH	TEAM	ADJ.	CONF.	ADJ CONF.
Average RPI Loss:	52	RECORD	PCT. RANK	GAMES	SCHEDULE	OF SCHEDULE	RPI	RPI	RPI	RPI
DIV. I ONLY	15- 10	118	1- 0	4	20	25	25	1	1	
DIV. I NON-CONF.	9- 5	105	0- 0	34	81	49	49	1	1	
TOTALS	RPI 1-25	RPI 26-50	W-L RECORDS	RPI 51-100	RPI 101-150	RPI 150+				
15- 10	2- 4	3- 1	OVERALL	3- 3	4- 2	3- 0				
8- 3	1- 1	1- 0	HOME	1- 2	3- 0	2- 0				
4- 5	1- 3	0- 0	AWAY	2- 0	0- 2	1- 0				
3- 2	0- 0	2- 1	NEUTRAL	0- 1	1- 0	0- 0				
9- 5	0- 0	2- 1	NON-CONFERENCE	1- 2	3- 2	3- 0				
5- 1	0- 0	0- 0	HOME	1- 1	2- 0	2- 0				
1- 2	0- 0	0- 0	AWAY	0- 0	0- 2	1- 0				
3- 2	0- 0	2- 1	NEUTRAL	0- 1	1- 0	0- 0				
6- 5	2- 4	1- 0	CONFERENCE	2- 1	1- 0	0- 0				
3- 2	1- 1	1- 0	HOME	0- 1	1- 0	0- 0				
3- 3	1- 3	0- 0	AWAY	2- 0	0- 0	0- 0				
0- 0	0- 0	0- 0	NEUTRAL	0- 0	0- 0	0- 0				

RPI S	Opponent	Score	RPI S	Opponent	Score	RPI S	Opponent	Score	RPI S	Opponent	Score
1	H Notre Dame	78 73	27	N Kentucky	75 85	52	N Auburn	81 86	107	A Ohio St.	69 76
3	A Louisville	66 73	31	N Rice	71 50	57	A Clemson	70 64	109	H UNCW	82 55
9	A Syracuse	77 90	37	N UCLA	83 49	69	A Virginia Tech	81 69	112	H VCU	59 47
12	A NC State	64 51	43	H Georgia Tech	91 90	73	H Duke	69 85	118	H Wake Forest	84 61
16	H Florida St.	63 64				75	H Maine	73 85	136	A Colorado	74 86
22	A Miami (FL)	68 76				85	H Kent St.	73 60	149	N South Fla.	71 69
									191	A Elon	100 69
									226	H Howard	85 63
									313	H UNC Greensboro	83 62
LAST 12 Division I GAMES:											
57	A Clemson	70 64	22	A Miami (FL)	68 76						
73	H Duke	69 85	118	H Wake Forest	84 61						
12	A NC State	64 51	9	A Syracuse	77 90						
43	H Georgia Tech	91 90	16	H Florida St.	63 64						
1	H Notre Dame	78 73	3	A Louisville	66 73						
69	A Virginia Tech	81 69	226	H Howard	85 63						

Non-Div I Games:

North Carolina

Loss, Non-Conf, S Site, H Home A Away N Neutral

North Dakota

Through Games Of Feb. 10, 2019

Average RPI Win:	274	WON-LOST	WINNING	LAST 10	STRENGTH OF	OPP. STRENGTH	TEAM	ADJ.	CONF.	ADJ CONF.
Average RPI Loss:	138	RECORD	PCT. RANK	GAMES	SCHEDULE	OF SCHEDULE	RPI	RPI	RPI	RPI
DIV. I ONLY	9- 15	241	0- 1	240	153	224	224	18	18	
DIV. I NON-CONF.	4- 8	241	0- 0	196	103	194	194	17	17	
TOTALS	RPI 1-25	RPI 26-50	W-L RECORDS	RPI 51-100	RPI 101-150	RPI 150+				
9- 15	0- 2	0- 3	OVERALL	0- 1	0- 1	9- 8				
3- 4	0- 0	0- 2	HOME	0- 0	0- 0	3- 2				
4- 11	0- 2	0- 1	AWAY	0- 1	0- 1	4- 6				
2- 0	0- 0	0- 0	NEUTRAL	0- 0	0- 0	2- 0				
4- 8	0- 2	0- 0	NON-CONFERENCE	0- 1	0- 1	4- 4				
0- 1	0- 0	0- 0	HOME	0- 0	0- 0	0- 1				
2- 7	0- 2	0- 0	AWAY	0- 1	0- 1	2- 3				
2- 0	0- 0	0- 0	NEUTRAL	0- 0	0- 0	2- 0				
5- 7	0- 0	0- 3	CONFERENCE	0- 0	0- 0	5- 4				
3- 3	0- 0	0- 2	HOME	0- 0	0- 0	3- 1				
2- 4	0- 0	0- 1	AWAY	0- 0	0- 0	2- 3				
0- 0	0- 0	0- 0	NEUTRAL	0- 0	0- 0	2- 0				

RPI 1-25				RPI 26-50				RPI 51-100				RPI 101+ Team's RPI: 224			
RPI	S	Opponent	Score	RPI	S	Opponent	Score	RPI	S	Opponent	Score	RPI	S	Opponent	Score
9	A	Syracuse	49 85	28	A	South Dakota St.	58 81	83	A	UNI	60 64	130	A	Penn St.	68 75
10	A	Iowa St.	35 87	28	H	South Dakota St.	48 66					169	A	Denver	66 87
				39	H	South Dakota	50 80					176	A	Oral Roberts	75 67
												189	A	Illinois St.	55 67
												192	H	Milwaukee	46 64
												196	A	Massachusetts	59 52
												212	A	Stetson	63 74
												214	A	Western Ill.	90 111
												214	H	Western Ill.	80 92
												228	A	Rhode Island	63 77
												239	N	San Francisco	100 97
												283	N	Western Mich.	62 50
												292	A	Valparaiso	62 56
												315	A	Omaha	69 68
												315	H	Omaha	68 57
												319	A	North Dakota St.	57 69
												319	H	North Dakota St.	70 58
												334	H	Purdue Fort Wayne	79 60
LAST 12 Division I GAMES:															
28	A	South Dakota St.	58 81	28	H	South Dakota St.	48 66								
319	H	North Dakota St.	70 58	214	H	Western Ill.	80 92								
315	A	Omaha	69 68	315	H	Omaha	68 57								
214	A	Western Ill.	90 111	169	A	Denver	66 87								
39	H	South Dakota	50 80	176	A	Oral Roberts	75 67								
319	A	North Dakota St.	57 69	334	H	Purdue Fort Wayne	79 60								

Non-Div I Games: Mayville St. 84 50

North Dakota

Loss, Non-Conf, S Site, H Home A Away N Neutral

North Dakota St.

Through Games Of Feb. 10, 2019

Average RPI Win:	275	WON-LOST	WINNING	LAST 10	STRENGTH OF	OPP. STRENGTH	TEAM	ADJ.	CONF.	ADJ CONF.
Average RPI Loss:	168	RECORD	PCT. RANK	GAMES	SCHEDULE	OF SCHEDULE	RPI	RPI	RPI	RPI
DIV. I ONLY	5- 17	308	0- 1	283	200	319	319	18	18	
DIV. I NON-CONF.	2- 9	297	0- 0	299	193	330	330	17	17	
TOTALS	RPI 1-25	RPI 26-50	W-L RECORDS	RPI 51-100	RPI 101-150	RPI 150+				
5- 17	0- 0	0- 2	OVERALL	0- 2	0- 1	5- 12				
4- 5	0- 0	0- 1	HOME	0- 0	0- 1	4- 3				
1- 10	0- 0	0- 1	AWAY	0- 2	0- 0	1- 7				
0- 2	0- 0	0- 0	NEUTRAL	0- 0	0- 0	0- 2				
2- 9	0- 0	0- 0	NON-CONFERENCE	0- 2	0- 1	2- 6				
1- 3	0- 0	0- 0	HOME	0- 0	0- 1	1- 2				
1- 4	0- 0	0- 0	AWAY	0- 2	0- 0	1- 2				
0- 2	0- 0	0- 0	NEUTRAL	0- 0	0- 0	0- 2				
3- 8	0- 0	0- 2	CONFERENCE	0- 0	0- 0	3- 6				
3- 2	0- 0	0- 1	HOME	0- 0	0- 0	3- 1				
0- 6	0- 0	0- 1	AWAY	0- 0	0- 0	0- 5				
0- 0	0- 0	0- 0	NEUTRAL	0- 0	0- 0	0- 0				

RPI 1-25				RPI 26-50				RPI 51-100				RPI 101+ Team's RPI: 319			
RPI	S	Opponent	Score	RPI	S	Opponent	Score	RPI	S	Opponent	Score	RPI	S	Opponent	Score
				28	A	South Dakota St.	33 86	79	A	Pacific	68 75	116	H	Creighton	51 86
				39	H	South Dakota	41 67	97	A	Northern Ill.	63 81	169	A	Denver	54 81
												169	H	Denver	67 87
												172	N	North Texas	78 92
												176	A	Oral Roberts	72 101
												185	A	Wisconsin	53 64
												192	H	Milwaukee	55 57
												212	A	Stetson	59 60
												214	A	Western Ill.	70 82
												214	H	Western Ill.	68 60
												224	A	North Dakota	58 70
												224	H	North Dakota	69 57
												237	H	UMKC	59 69
												239	N	San Francisco	42 75
												292	A	Valparaiso	51 48
												311	H	New Hampshire	56 51
												315	A	Omaha	61 78
												334	H	Purdue Fort Wayne	70 54
LAST 12 Division I GAMES:															
				169	H	Denver	67 87	169	A	Denver	54 81				
				224	A	North Dakota	58 70	214	H	Western Ill.	68 60				
				214	A	Western Ill.	70 82	315	A	Omaha	61 78				
				176	A	Oral Roberts	72 101	39	H	South Dakota	41 67				
				28	A	South Dakota St.	33 86	334	H	Purdue Fort Wayne	70 54				
				224	H	North Dakota	69 57	212	A	Stetson	59 60				

Non-Div I Games: Mayville St. 49 43

North Dakota St.

■ Loss,
 ■ Non-Conf,
 ■ S Site,
 ■ Home
 ■ A Away
 N Neutral

North Florida

Through Games Of Feb. 10, 2019

Average RPI Win:	307	WON-LOST	WINNING	LAST 10	STRENGTH OF	OPP. STRENGTH	TEAM	ADJ.	CONF.	ADJ CONF.
Average RPI Loss:	164	RECORD	PCT. RANK	GAMES	SCHEDULE	OF SCHEDULE	RPI	RPI	RPI	RPI
DIV. I ONLY	7- 12	242	0- 1	255	290	275	275	24	24	
DIV. I NON-CONF.	3- 6	241	0- 0	308	278	317	317	26	26	
TOTALS	RPI 1-25	RPI 26-50	W-L RECORDS	RPI 51-100	RPI 101-150	RPI 150+				
7- 12	0- 1	0- 1	OVERALL	0- 2	0- 2	7- 6				
5- 4	0- 0	0- 0	HOME	0- 1	0- 1	5- 2				
2- 8	0- 1	0- 1	AWAY	0- 1	0- 1	2- 4				
0- 0	0- 0	0- 0	NEUTRAL	0- 0	0- 0	0- 0				
3- 6	0- 1	0- 1	NON-CONFERENCE	0- 0	0- 0	3- 4				
3- 1	0- 0	0- 0	HOME	0- 0	0- 0	3- 1				
0- 5	0- 1	0- 1	AWAY	0- 0	0- 0	0- 3				
0- 0	0- 0	0- 0	NEUTRAL	0- 0	0- 0	0- 0				
4- 6	0- 0	0- 0	CONFERENCE	0- 2	0- 2	4- 2				
2- 3	0- 0	0- 0	HOME	0- 1	0- 1	2- 1				
2- 3	0- 0	0- 0	AWAY	0- 1	0- 1	2- 1				
0- 0	0- 0	0- 0	NEUTRAL	0- 0	0- 0	0- 0				

RPI 1-25				RPI 26-50				RPI 51-100				RPI 101+ Team's RPI: 275			
RPI	S	Opponent	Score	RPI	S	Opponent	Score	RPI	S	Opponent	Score	RPI	S	Opponent	Score
16	A	Florida St.	53 74	40	A	Indiana	52 75	70	A	FGCU	48 80	141	A	North Ala.	62 77
								70	H	FGCU	66 105	141	H	North Ala.	64 70
												198	A	Ole Miss	69 82
												212	H	Stetson	71 57
												236	A	Liberty	53 69
												242	H	Jacksonville	72 80
												250	A	Colorado St.	59 61
												259	A	Bethune-Cookman	60 76
												299	H	Alabama A&M	62 63
												300	A	Kennesaw St.	71 60
												316	H	Charleston So.	82 76
												322	A	Lipscomb	68 53
												322	H	Lipscomb	72 66
												325	H	FIU	62 53
												349	H	Florida A&M	64 53
LAST 12 Division I GAMES:															
141	A	North Ala.	62 77	212	H	Stetson	71 57	70	H	FGCU	66 105	322	A	Lipscomb	68 53
322	H	Lipscomb	72 66	300	A	Kennesaw St.	71 60	141	H	North Ala.	64 70	198	A	Ole Miss	69 82
70	A	FGCU	48 80	242	H	Jacksonville	72 80	299	H	Alabama A&M	62 63				
236	A	Liberty	53 69												

Non-Div I Games: Trinity Baptist 99 40 Warner 67 36

North Florida

Loss, Non-Conf, S Site, H Home A Away N Neutral

North Texas

Through Games Of Feb. 10, 2019

Average RPI Win:	209	WON-LOST	WINNING	LAST 10	STRENGTH OF	OPP. STRENGTH	TEAM	ADJ.	CONF.	ADJ CONF.
Average RPI Loss:	124	RECORD	PCT. RANK	GAMES	SCHEDULE	OF SCHEDULE	RPI	RPI	RPI	RPI
DIV. I ONLY	9- 11	201	1- 0	120	144	172	172	14	14	
DIV. I NON-CONF.	4- 5	190	0- 0	208	136	236	236	19	19	
TOTALS	RPI 1-25	RPI 26-50	W-L RECORDS	RPI 51-100	RPI 101-150	RPI 150+				
9- 11	0- 0	0- 3	OVERALL	1- 3	1- 1	7- 4				
5- 4	0- 0	0- 1	HOME	1- 1	0- 0	4- 2				
3- 6	0- 0	0- 1	AWAY	0- 2	1- 1	2- 2				
1- 1	0- 0	0- 1	NEUTRAL	0- 0	0- 0	1- 0				
4- 5	0- 0	0- 2	NON-CONFERENCE	1- 1	0- 0	3- 2				
3- 2	0- 0	0- 1	HOME	1- 0	0- 0	2- 1				
0- 2	0- 0	0- 0	AWAY	0- 1	0- 0	0- 1				
1- 1	0- 0	0- 1	NEUTRAL	0- 0	0- 0	1- 0				
5- 6	0- 0	0- 1	CONFERENCE	0- 2	1- 1	4- 2				
2- 2	0- 0	0- 0	HOME	0- 1	0- 0	2- 1				
3- 4	0- 0	0- 1	AWAY	0- 1	1- 1	2- 1				
0- 0	0- 0	0- 0	NEUTRAL	0- 0	0- 0	0- 0				

RPI S	Opponent	Score	RPI S	Opponent	Score	RPI S	Opponent	Score	RPI S	Opponent	Score	Team's RPI: 172
29	H Texas	54 64	54	A Kansas St.	42 60	125	A UAB	60 70				
31	A Rice	52 64	58	A Middle Tenn.	46 61	127	A Western Ky.	76 67				
47	N Wyoming	49 53	63	H Missouri St.	83 76	152	A Louisiana Tech	65 54				
			71	H Old Dominion	71 72	153	H Charlotte	68 63				
						193	A Southern Miss.	62 48				
						205	A SMU	66 73				
						219	H Utah St.	41 57				
						225	A Marshall	55 67				
						266	H UTEP	70 51				
						272	H CSU Bakersfield	71 59				
						296	H UTSA	54 57				
						319	N North Dakota St.	92 78				
						332	H Houston Baptist	100 75				
LAST 12 Division I GAMES:												
127	A Western Ky.	76 67	31	A Rice	52 64							
225	A Marshall	55 67	296	H UTSA	54 57							
153	H Charlotte	68 63	266	H UTEP	70 51							
71	H Old Dominion	71 72	193	A Southern Miss.	62 48							
58	A Middle Tenn.	46 61	152	A Louisiana Tech	65 54							
125	A UAB	60 70	272	H CSU Bakersfield	71 59							

Non-Div I Games: Mid-Amer. Christian82 35 Xavier (LA) 59 46 Okla. Panhandle 93 52

North Texas

Loss, Non-Conf, S Site, H Home A Away N Neutral

Northeastern

Through Games Of Feb. 10, 2019

Average RPI Win:	184	WON-LOST	WINNING	LAST 10	STRENGTH OF	OPP. STRENGTH	TEAM	ADJ.	CONF.	ADJ CONF.
Average RPI Loss:	110	RECORD	PCT. RANK	GAMES	SCHEDULE	OF SCHEDULE	RPI	RPI	RPI	RPI
DIV. I ONLY	15- 7	77	1- 0	109	164	78	78	10	10	
DIV. I NON-CONF.	10- 1	17	0- 0	160	230	28	28	10	10	
TOTALS	RPI 1-25	RPI 26-50	W-L RECORDS	RPI 51-100	RPI 101-150	RPI 150+				
15- 7	0- 0	0- 2	OVERALL	1- 1	5- 3	9- 1				
10- 2	0- 0	0- 1	HOME	1- 1	3- 0	6- 0				
5- 5	0- 0	0- 1	AWAY	0- 0	2- 3	3- 1				
0- 0	0- 0	0- 0	NEUTRAL	0- 0	0- 0	0- 0				
10- 1	0- 0	0- 0	NON-CONFERENCE	1- 0	4- 1	5- 0				
6- 0	0- 0	0- 0	HOME	1- 0	2- 0	3- 0				
4- 1	0- 0	0- 0	AWAY	0- 0	2- 1	2- 0				
0- 0	0- 0	0- 0	NEUTRAL	0- 0	0- 0	0- 0				
5- 6	0- 0	0- 2	CONFERENCE	0- 1	1- 2	4- 1				
4- 2	0- 0	0- 1	HOME	0- 1	1- 0	3- 0				
1- 4	0- 0	0- 1	AWAY	0- 0	0- 2	1- 1				
0- 0	0- 0	0- 0	NEUTRAL	0- 0	0- 0	0- 0				

RPI S	Opponent	Score	RPI S	Opponent	Score	RPI S	Opponent	Score	RPI S	Opponent	Score
36	A James Madison	49 84	36	H James Madison	51 58	75	H Maine	63 55	109	A UNCW	70 83
						77	H Drexel	59 61	113	A Dayton	84 79
									115	A Towson	83 88
									115	H Towson	77 68
									117	A Providence	65 59
									132	H Fordham	58 54
									142	H Boston U.	81 51
									146	A Marist	84 90
									151	H Delaware	75 62
									163	H William & Mary	88 74
									191	H Elon	79 71
									196	H Massachusetts	53 52
									207	A Florida	79 66
									251	H Air Force	54 41
									254	A Hofstra	61 78
									291	A Col. of Charleston	87 56
									308	A Fairfield	59 50
									311	H New Hampshire	69 54
LAST 12 Division I GAMES:											
115	H Towson	77 68	77	H Drexel	59 61						
36	H James Madison	51 58	36	A James Madison	49 84						
109	A UNCW	70 83	115	A Towson	83 88						
291	A Col. of Charleston	87 56	163	H William & Mary	88 74						
254	A Hofstra	61 78	191	H Elon	79 71						
151	H Delaware	75 62	75	H Maine	63 55						

Non-Div I Games:

Northeastern

■ Loss,
 ■ Non-Conf, S Site,
 ■ Home
 ■ Away
 N Neutral

Average RPI Win: 227		WON-LOST	WINNING	LAST 10	STRENGTH OF	OPP. STRENGTH	TEAM	ADJ.	CONF.	ADJ CONF.
Average RPI Loss: 154		RECORD	PCT. RANK	GAMES	SCHEDULE	OF SCHEDULE	RPI	RPI	RPI	RPI
DIV. I ONLY		8- 14	245	0- 1	244	138	234	234	16	16
DIV. I NON-CONF.		4- 5	190	0- 1	225	119	197	197	12	12
TOTALS	RPI 1-25	RPI 26-50		W-L RECORDS		RPI 51-100	RPI 101-150	RPI 150+		
8- 14	0- 0	0- 1		OVERALL		1- 2	2- 5	5- 6		
3- 5	0- 0	0- 1		HOME		0- 1	1- 1	2- 2		
5- 8	0- 0	0- 0		AWAY		1- 1	1- 4	3- 3		
0- 1	0- 0	0- 0		NEUTRAL		0- 0	0- 0	0- 1		
4- 5	0- 0	0- 1		NON-CONFERENCE		1- 1	1- 1	2- 2		
2- 1	0- 0	0- 1		HOME		0- 0	1- 0	1- 0		
2- 3	0- 0	0- 0		AWAY		1- 1	0- 1	1- 1		
0- 1	0- 0	0- 0		NEUTRAL		0- 0	0- 0	0- 1		
4- 9	0- 0	0- 0		CONFERENCE		0- 1	1- 4	3- 4		
1- 4	0- 0	0- 0		HOME		0- 1	0- 1	1- 2		
3- 5	0- 0	0- 0		AWAY		0- 0	1- 3	2- 2		
0- 0	0- 0	0- 0		NEUTRAL		0- 0	0- 0	0- 0		

RPI 1-25				RPI 26-50				RPI 51-100				RPI 101+				Team's RPI: 234	
RPI	S	Opponent	Score	RPI	S	Opponent	Score	RPI	S	Opponent	Score	RPI	S	Opponent	Score		
				48	H	New Mexico	55 84	80	A	Arizona	47 71	101	A	Idaho St.	81 77		
								89	H	Idaho	69 86	101	H	Idaho St.	69 80		
								99	A	Loyola Marymount	63 62	104	A	Northern Colo.	53 63		
												114	H	Fresno St.	86 73		
												137	A	Montana St.	70 80		
												139	A	Portland St.	55 72		
												145	A	Washington	59 81		
												165	A	Montana	62 78		
												197	H	Eastern Wash.	62 64		
												205	N	SMU	48 55		
												229	A	Sacramento St.	61 65		
												250	A	Colorado St.	54 65		
												262	H	California Baptist	91 88		
												270	A	Southern Utah	78 69		
												270	H	Southern Utah	76 82		
												314	A	Weber St.	75 64		
												314	H	Weber St.	74 64		
												343	A	Seattle U	65 58		
LAST 12 Division I GAMES:																	
				205	N	SMU	48 55	104	A	Northern Colo.	53 63						
				314	A	Weber St.	75 64	139	A	Portland St.	55 72						
				101	A	Idaho St.	81 77	229	A	Sacramento St.	61 65						
				197	H	Eastern Wash.	62 64	270	H	Southern Utah	76 82						
				89	H	Idaho	69 86	101	H	Idaho St.	69 80						
				270	A	Southern Utah	78 69	314	H	Weber St.	74 64						

Non-Div I Games:

Northern Ariz.

■ Loss, ■ Non-Conf, S Site, H Home A Away N Neutral

Average RPI Win:	183	WON-LOST	WINNING	LAST 10	STRENGTH OF	OPP. STRENGTH	TEAM	ADJ.	CONF.	ADJ CONF.
Average RPI Loss:	153	RECORD	PCT. RANK	GAMES	SCHEDULE	OF SCHEDULE	RPI	RPI	RPI	RPI
DIV. I ONLY	14- 7	80	0- 1	200	110	104	104	16	16	
DIV. I NON-CONF.	5- 4	139	0- 0	256	26	127	127	12	12	
TOTALS	RPI 1-25	RPI 26-50	W-L RECORDS	RPI 51-100	RPI 101-150	RPI 150+				
14- 7	0- 0	0- 1	OVERALL	1- 1	4- 3	9- 2				
7- 2	0- 0	0- 0	HOME	0- 0	3- 1	4- 1				
7- 5	0- 0	0- 1	AWAY	1- 1	1- 2	5- 1				
0- 0	0- 0	0- 0	NEUTRAL	0- 0	0- 0	0- 0				
5- 4	0- 0	0- 1	NON-CONFERENCE	0- 1	1- 1	4- 1				
3- 0	0- 0	0- 0	HOME	0- 0	1- 0	2- 0				
2- 4	0- 0	0- 1	AWAY	0- 1	0- 1	2- 1				
0- 0	0- 0	0- 0	NEUTRAL	0- 0	0- 0	0- 0				
9- 3	0- 0	0- 0	CONFERENCE	1- 0	3- 2	5- 1				
4- 2	0- 0	0- 0	HOME	0- 0	2- 1	2- 1				
5- 1	0- 0	0- 0	AWAY	1- 0	1- 1	3- 0				
0- 0	0- 0	0- 0	NEUTRAL	0- 0	0- 0	0- 0				

RPI 1-25			RPI 26-50			RPI 51-100			RPI 101+			Team's RPI: 104
RPI	S	Opponent	Score	RPI	S	Opponent	Score	RPI	S	Opponent	Score	
38	A	BYU	50 70	55	A	LSU	57 62	101	H	Idaho St.	60 56	
				89	A	Idaho	86 72	136	A	Colorado	69 77	
								137	A	Montana St.	84 73	
								137	H	Montana St.	66 79	
								139	A	Portland St.	66 85	
								139	H	Portland St.	79 63	
								143	H	Chattanooga	68 65	
								165	A	Montana	73 62	
								169	H	Denver	74 66	
								197	A	Eastern Wash.	67 62	
								205	H	SMU	58 57	
								229	H	Sacramento St.	82 69	
								234	H	Northern Ariz.	63 53	
								239	A	San Francisco	68 63	
								250	A	Colorado St.	53 47	
								251	A	Air Force	57 69	
								270	A	Southern Utah	71 44	
								314	H	Weber St.	54 55	
LAST 12 Division I GAMES:												
139	A	Portland St.	66 85	137	H	Montana St.	66 79					
137	A	Montana St.	84 73	165	A	Montana	73 62					
234	H	Northern Ariz.	63 53	197	A	Eastern Wash.	67 62					
270	A	Southern Utah	71 44	89	A	Idaho	86 72					
101	H	Idaho St.	60 56	139	H	Portland St.	79 63					
314	H	Weber St.	54 55	229	H	Sacramento St.	82 69					

Non-Div I Games:

Northern Colo.

■ Loss,
 ■ Non-Conf, S Site,
 ■ Home
 ■ Away
 N Neutral

Average RPI Win:	200	WON-LOST	WINNING	LAST 10	STRENGTH OF	OPP. STRENGTH	TEAM	ADJ.	CONF.	ADJ CONF.
Average RPI Loss:	68	RECORD	PCT. RANK	GAMES	SCHEDULE	OF SCHEDULE	RPI	RPI	RPI	RPI
DIV. I ONLY	14- 8	101	1- 0	134	87	97	97	7	7	
DIV. I NON-CONF.	8- 4	91	1- 0	240	118	114	114	8	8	
TOTALS	RPI 1-25	RPI 26-50	W-L RECORDS	RPI 51-100	RPI 101-150	RPI 150+				
14- 8	0- 2	0- 3	OVERALL	3- 1	1- 0	10- 2				
9- 2	0- 0	0- 2	HOME	3- 0	1- 0	5- 0				
3- 6	0- 2	0- 1	AWAY	0- 1	0- 0	3- 2				
2- 0	0- 0	0- 0	NEUTRAL	0- 0	0- 0	2- 0				
8- 4	0- 1	0- 1	NON-CONFERENCE	2- 0	0- 0	6- 2				
6- 0	0- 0	0- 0	HOME	2- 0	0- 0	4- 0				
0- 4	0- 1	0- 1	AWAY	0- 0	0- 0	0- 2				
2- 0	0- 0	0- 0	NEUTRAL	0- 0	0- 0	2- 0				
6- 4	0- 1	0- 2	CONFERENCE	1- 1	1- 0	4- 0				
3- 2	0- 0	0- 2	HOME	1- 0	1- 0	1- 0				
3- 2	0- 1	0- 0	AWAY	0- 1	0- 0	3- 0				
0- 0	0- 0	0- 0	NEUTRAL	0- 0	0- 0	0- 0				

RPI 1-25				RPI 26-50				RPI 51-100 Team's RPI: 97				RPI 101+			
RPI	S	Opponent	Score	RPI	S	Opponent	Score	RPI	S	Opponent	Score	RPI	S	Opponent	Score
10	A	Iowa St.	60 70	26	H	Central Mich.	66 89	62	H	Miami (OH)	82 71	138	H	Akron	70 59
24	A	Buffalo	64 93	32	H	Ohio	53 69	74	H	Yale	89 80	160	A	Southern Ill.	73 82
				40	A	Indiana	73 91	83	H	UNI	70 59	165	A	Montana	70 86
								85	A	Kent St.	78 87	182	A	Ball St.	93 83
												184	A	Eastern Mich.	68 65
												214	N	Western Ill.	86 61
												227	H	Brown	109 102
												232	A	Bowling Green	66 52
												232	H	Bowling Green	88 47
												233	N	Nevada	98 69
												270	H	Eastern Ill.	78 59
												319	H	North Dakota St.	81 63
												347	H	Chicago St.	114 52
LAST 12 Division I GAMES:															
233	N	Nevada	98 69	24	A	Buffalo	64 93								
83	H	UNI	70 59	32	H	Ohio	53 69								
10	A	Iowa St.	60 70	138	H	Akron	70 59								
182	A	Ball St.	93 83	232	A	Bowling Green	66 52								
232	H	Bowling Green	88 47	26	H	Central Mich.	66 89								
184	A	Eastern Mich.	68 65	85	A	Kent St.	78 87								

Non-Div I Games:

Northern Ill.

Average RPI Win:	269	WON-LOST	WINNING	LAST 10	STRENGTH OF	OPP. STRENGTH	TEAM	ADJ.	CONF.	ADJ CONF.
Average RPI Loss:	138	RECORD	PCT. RANK	GAMES	SCHEDULE	OF SCHEDULE	RPI	RPI	RPI	RPI
DIV. I ONLY	6- 16	290	0- 1	176	189	279	279	20	20	
DIV. I NON-CONF.	0- 9	336	0- 0	76	156	302	302	18	18	
TOTALS	RPI 1-25	RPI 26-50	W-L RECORDS	RPI 51-100	RPI 101-150	RPI 150+				
6- 16	0- 1	0- 0	OVERALL	0- 5	1- 5	5- 5				
5- 4	0- 0	0- 0	HOME	0- 3	1- 0	4- 1				
1- 9	0- 1	0- 0	AWAY	0- 2	0- 3	1- 3				
0- 3	0- 0	0- 0	NEUTRAL	0- 0	0- 2	0- 1				
0- 9	0- 1	0- 0	NON-CONFERENCE	0- 2	0- 3	0- 3				
0- 2	0- 0	0- 0	HOME	0- 1	0- 0	0- 1				
0- 4	0- 1	0- 0	AWAY	0- 1	0- 1	0- 1				
0- 3	0- 0	0- 0	NEUTRAL	0- 0	0- 2	0- 1				
6- 7	0- 0	0- 0	CONFERENCE	0- 3	1- 2	5- 2				
5- 2	0- 0	0- 0	HOME	0- 2	1- 0	4- 0				
1- 5	0- 0	0- 0	AWAY	0- 1	0- 2	1- 2				
0- 0	0- 0	0- 0	NEUTRAL	0- 0	0- 0	0- 0				

RPI 1-25				RPI 26-50				RPI 51-100				RPI 101+ Team's RPI: 279			
RPI	S	Opponent	Score	RPI	S	Opponent	Score	RPI	S	Opponent	Score	RPI	S	Opponent	Score
3	A	Louisville	59 92					64	H	Belmont	53 71	117	A	Providence	43 48
								67	A	Green Bay	42 70	123	A	IUPUI	48 70
								67	H	Green Bay	61 81	123	H	IUPUI	60 57
								76	H	Wright St.	55 61	124	N	Pepperdine	46 51
								85	A	Kent St.	61 62	128	A	Youngstown St.	66 77
												138	N	Akron	60 77
												189	H	Illinois St.	53 58
												192	A	Milwaukee	38 59
												192	H	Milwaukee	55 54
												268	A	Cleveland St.	47 76
												284	N	La Salle	56 74
												286	A	Austin Peay	48 52
												301	H	Oakland	72 50
												329	A	UIC	67 49
												329	H	UIC	78 44
												337	H	Detroit Mercy	68 56
LAST 12 Division I GAMES:															
192	A	Milwaukee	38 59	128	A	Youngstown St.	66 77								
67	A	Green Bay	42 70	268	A	Cleveland St.	47 76								
329	H	UIC	78 44	76	H	Wright St.	55 61								
123	H	IUPUI	60 57	67	H	Green Bay	61 81								
301	H	Oakland	72 50	192	H	Milwaukee	55 54								
337	H	Detroit Mercy	68 56	123	A	IUPUI	48 70								

Non-Div I Games: Alderson Broadus 73 32

Northern Ky.

■ Loss,
 ■ Non-Conf,
 ■ S Site,
 ■ Home
 ■ A Away
 N Neutral

Average RPI Win:	159	WON-LOST	WINNING	LAST 10	STRENGTH OF	OPP. STRENGTH	TEAM	ADJ.	CONF.	ADJ CONF.
Average RPI Loss:	65	RECORD	PCT. RANK	GAMES	SCHEDULE	OF SCHEDULE	RPI	RPI	RPI	RPI
DIV. I ONLY	14- 10	131	0- 1	73	46	88	88	4	4	
DIV. I NON-CONF.	7- 4	109	0- 1	211	35	146	146	6	6	
TOTALS	RPI 1-25	RPI 26-50	W-L RECORDS	RPI 51-100	RPI 101-150	RPI 150+				
14- 10	1- 3	1- 1	OVERALL	3- 2	2- 4	7- 0				
8- 4	1- 1	0- 0	HOME	1- 1	2- 2	4- 0				
5- 5	0- 2	1- 1	AWAY	2- 1	0- 1	2- 0				
1- 1	0- 0	0- 0	NEUTRAL	0- 0	0- 1	1- 0				
7- 4	0- 1	0- 1	NON-CONFERENCE	2- 0	1- 2	4- 0				
4- 2	0- 1	0- 0	HOME	1- 0	1- 1	2- 0				
2- 1	0- 0	0- 1	AWAY	1- 0	0- 0	1- 0				
1- 1	0- 0	0- 0	NEUTRAL	0- 0	0- 1	1- 0				
7- 6	1- 2	1- 0	CONFERENCE	1- 2	1- 2	3- 0				
4- 2	1- 0	0- 0	HOME	0- 1	1- 1	2- 0				
3- 4	0- 2	1- 0	AWAY	1- 1	0- 1	1- 0				
0- 0	0- 0	0- 0	NEUTRAL	0- 0	0- 0	0- 0				

RPI 1-25				RPI 26-50				RPI 51-100 Team's RPI: 88				RPI 101+			
RPI	S	Opponent	Score	RPI	S	Opponent	Score	RPI	S	Opponent	Score	RPI	S	Opponent	Score
8	H	Marquette	57 76	34	A	DePaul	60 76	51	H	Purdue	54 57	107	H	Ohio St.	76 59
17	A	Maryland	57 72	40	A	Indiana	75 69	56	A	Michigan	78 79	111	A	Minnesota	64 73
19	A	Rutgers	41 45					67	A	Green Bay	57 55	111	H	Minnesota	54 61
23	H	Michigan St.	70 62					73	H	Duke	84 58	119	N	Kansas	57 66
								96	A	Nebraska	58 54	126	H	Pittsburgh	49 52
												134	H	UT Martin	90 64
												185	H	Wisconsin	72 46
												186	A	Illinois	64 56
												186	H	Illinois	68 45
												207	A	Florida	83 74
												248	N	Wichita St.	65 43
												329	H	UIC	87 44
												347	H	Chicago St.	97 35
LAST 12 Division I GAMES:															
119	N	Kansas	57 66	96	A	Nebraska	58 54								
111	A	Minnesota	64 73	185	H	Wisconsin	72 46								
17	A	Maryland	57 72	40	A	Indiana	75 69								
107	H	Ohio St.	76 59	51	H	Purdue	54 57								
111	H	Minnesota	54 61	56	A	Michigan	78 79								
186	A	Illinois	64 56	23	H	Michigan St.	70 62								

Non-Div I Games:

Northwestern

■ Loss,
■ Non-Conf, S Site,
■ Home
■ Away
N Neutral

Average RPI Win:	322	WON-LOST	WINNING	LAST 10	STRENGTH OF	OPP. STRENGTH	TEAM	ADJ.	CONF.	ADJ CONF.
Average RPI Loss:	190	RECORD	PCT. RANK	GAMES	SCHEDULE	OF SCHEDULE	RPI	RPI	RPI	RPI
DIV. I ONLY	4- 14	314	0- 0	326	275	333	333	25	25	
DIV. I NON-CONF.	1- 6	318	0- 0	301	105	337	337	23	23	
TOTALS	RPI 1-25	RPI 26-50	W-L RECORDS	RPI 51-100	RPI 101-150	RPI 150+				
4- 14	0- 0	0- 1	OVERALL	0- 2	0- 1	4- 10				
3- 3	0- 0	0- 0	HOME	0- 0	0- 0	3- 3				
1- 11	0- 0	0- 1	AWAY	0- 2	0- 1	1- 7				
0- 0	0- 0	0- 0	NEUTRAL	0- 0	0- 0	0- 0				
1- 6	0- 0	0- 1	NON-CONFERENCE	0- 1	0- 1	1- 3				
1- 1	0- 0	0- 0	HOME	0- 0	0- 0	1- 1				
0- 5	0- 0	0- 1	AWAY	0- 1	0- 1	0- 2				
0- 0	0- 0	0- 0	NEUTRAL	0- 0	0- 0	0- 0				
3- 8	0- 0	0- 0	CONFERENCE	0- 1	0- 0	3- 7				
2- 2	0- 0	0- 0	HOME	0- 0	0- 0	2- 2				
1- 6	0- 0	0- 0	AWAY	0- 1	0- 0	1- 5				
0- 0	0- 0	0- 0	NEUTRAL	0- 0	0- 0	0- 0				

RPI 1-25				RPI 26-50				RPI 51-100				RPI 101+				Team's RPI: 333	
RPI	S	Opponent	Score	RPI	S	Opponent	Score	RPI	S	Opponent	Score	RPI	S	Opponent	Score		
				29	A	Texas	66 104	53	A	SFA	56 84	129	A	Alabama	73 87		
								82	A	Arkansas	53 98	162	A	Oklahoma	56 93		
												167	H	Abilene Christian	63 72		
												180	A	Nicholls St.	86 97		
												187	A	Sam Houston St.	55 66		
												193	A	Southern Miss.	54 69		
												267	A	A&M-Corpus Christi	55 79		
												276	H	Southeastern La.	58 47		
												287	A	Central Ark.	52 74		
												295	H	La.-Monroe	55 63		
												317	A	New Orleans	73 84		
												317	H	New Orleans	62 67		
												330	A	McNeese	89 73		
												330	H	McNeese	82 63		
												350	H	Alcorn	78 65		
LAST 12 Division I GAMES:																	
				330	A	McNeese	89 73					167	H	Abilene Christian	63 72		
				317	A	New Orleans	73 84					53	A	SFA	56 84		
				287	A	Central Ark.	52 74					267	A	A&M-Corpus Christi	55 79		
				317	H	New Orleans	62 67					330	H	McNeese	82 63		
				276	H	Southeastern La.	58 47					180	A	Nicholls St.	86 97		
				187	A	Sam Houston St.	55 66					29	A	Texas	66 104		

Non-Div I Games: Loyola (LA) 71 66 Central Baptist 82 56 LeTourneau 100 40 Centenary (LA) 94 51 Northwestern St.

Average RPI Win:	70	WON-LOST	WINNING	LAST 10	STRENGTH OF	OPP. STRENGTH	TEAM	ADJ.	CONF.	ADJ CONF.
Average RPI Loss:	18	RECORD	PCT. RANK	GAMES	SCHEDULE	OF SCHEDULE	RPI	RPI	RPI	RPI
DIV. I ONLY	22- 3	10	1- 0	1	4	1	1	1	1	1
DIV. I NON-CONF.	13- 1	9	1- 0	1	12	1	1	1	1	1
TOTALS	RPI 1-25	RPI 26-50	W-L RECORDS	RPI 51-100	RPI 101-150	RPI 150+				
22- 3	6- 3	4- 0	OVERALL	6- 0	4- 0	2- 0				
12- 1	3- 1	1- 0	HOME	2- 0	4- 0	2- 0				
7- 2	1- 2	2- 0	AWAY	4- 0	0- 0	0- 0				
3- 0	2- 0	1- 0	NEUTRAL	0- 0	0- 0	0- 0				
13- 1	4- 1	2- 0	NON-CONFERENCE	4- 0	1- 0	2- 0				
6- 1	1- 1	0- 0	HOME	2- 0	1- 0	2- 0				
4- 0	1- 0	1- 0	AWAY	2- 0	0- 0	0- 0				
3- 0	2- 0	1- 0	NEUTRAL	0- 0	0- 0	0- 0				
9- 2	2- 2	2- 0	CONFERENCE	2- 0	3- 0	0- 0				
6- 0	2- 0	1- 0	HOME	0- 0	3- 0	0- 0				
3- 2	0- 2	1- 0	AWAY	2- 0	0- 0	0- 0				
0- 0	0- 0	0- 0	NEUTRAL	0- 0	0- 0	0- 0				

RPI S	Opponent	Score	RPI S	Opponent	Score	RPI S	Opponent	Score	RPI S	Opponent	Score
3	H Louisville	82 68	30	N Oregon St.	91 81	57	A Clemson	101 63	105	H Boston College	92 63
7	H UConn	71 89	34	A DePaul	101 77	61	A Tennessee	77 62	118	H Wake Forest	78 48
8	A Marquette	87 63	43	A Georgia Tech	76 55	69	A Virginia Tech	80 51	126	H Pittsburgh	100 44
11	H Iowa	105 71	43	H Georgia Tech	90 50	72	H Penn	75 55	127	H Western Ky.	94 53
13	N Gonzaga	81 65				84	H Harvard	103 58	154	H Lehigh	95 68
16	H Florida St.	97 70				87	A Toledo	72 56	265	H Binghamton	103 53
21	N Drake	82 64									
22	A Miami (FL)	65 72									
25	A North Carolina	73 78									
LAST 12 Division I GAMES:											
30	N Oregon St.	91 81	25	A North Carolina	73 78	61	A Tennessee	77 62	105	H Boston College	92 63
21	N Drake	82 64	69	A Virginia Tech	80 51	118	H Wake Forest	78 48	126	H Pittsburgh	100 44
16	H Florida St.	97 70	127	H Western Ky.	94 53	154	H Lehigh	95 68	265	H Binghamton	103 53
22	A Miami (FL)	65 72									
43	H Georgia Tech	90 50									
57	A Clemson	101 63									

Non-Div I Games:

Notre Dame

Average RPI Win:	318	WON-LOST	WINNING	LAST 10	STRENGTH OF	OPP. STRENGTH	TEAM	ADJ.	CONF.	ADJ CONF.
Average RPI Loss:	143	RECORD	PCT. RANK	GAMES	SCHEDULE	OF SCHEDULE	RPI	RPI	RPI	RPI
DIV. I ONLY	3- 18	332	1- 0	160	202	301	301	20	20	
DIV. I NON-CONF.	1- 8	322	0- 0	26	100	233	233	18	18	
TOTALS	RPI 1-25	RPI 26-50	W-L RECORDS	RPI 51-100	RPI 101-150	RPI 150+				
3- 18	0- 1	0- 2	OVERALL	0- 4	0- 4	3- 7				
2- 7	0- 1	0- 1	HOME	0- 2	0- 1	2- 2				
1- 10	0- 0	0- 1	AWAY	0- 2	0- 2	1- 5				
0- 1	0- 0	0- 0	NEUTRAL	0- 0	0- 1	0- 0				
1- 8	0- 1	0- 2	NON-CONFERENCE	0- 2	0- 1	1- 2				
1- 3	0- 1	0- 1	HOME	0- 1	0- 0	1- 0				
0- 4	0- 0	0- 1	AWAY	0- 1	0- 0	0- 2				
0- 1	0- 0	0- 0	NEUTRAL	0- 0	0- 1	0- 0				
2- 10	0- 0	0- 0	CONFERENCE	0- 2	0- 3	2- 5				
1- 4	0- 0	0- 0	HOME	0- 1	0- 1	1- 2				
1- 6	0- 0	0- 0	AWAY	0- 1	0- 2	1- 3				
0- 0	0- 0	0- 0	NEUTRAL	0- 0	0- 0	0- 0				

RPI 1-25				RPI 26-50				RPI 51-100				RPI 101+ Team's RPI: 301			
RPI	S	Opponent	Score	RPI	S	Opponent	Score	RPI	S	Opponent	Score	RPI	S	Opponent	Score
23	H	Michigan St.	58 102	26	A	Central Mich.	61 104	56	H	Michigan	59 85	123	A	IUPUI	53 82
				40	H	Indiana	32 59	67	H	Green Bay	53 77	128	A	Youngstown St.	61 76
								76	A	Wright St.	58 69	128	H	Youngstown St.	55 69
								85	A	Kent St.	65 75	138	N	Akron	65 85
												155	A	Bradley	64 73
												189	A	Illinois St.	56 62
												192	H	Milwaukee	52 79
												268	A	Cleveland St.	90 98
												268	H	Cleveland St.	62 64
												279	A	Northern Ky.	50 72
												280	H	Canisius	71 60
												329	A	UIC	65 69
												337	A	Detroit Mercy	76 65
												337	H	Detroit Mercy	74 67
LAST 12 Division I GAMES:															
337	A	Detroit Mercy	76 65	192	H	Milwaukee	52 79								
268	A	Cleveland St.	90 98	123	A	IUPUI	53 82								
128	A	Youngstown St.	61 76	329	A	UIC	65 69								
279	A	Northern Ky.	50 72	337	H	Detroit Mercy	74 67								
76	A	Wright St.	58 69	128	H	Youngstown St.	55 69								
67	H	Green Bay	53 77	268	H	Cleveland St.	62 64								

Non-Div I Games: Grace Bible (MI) 94 48 Rochester College 64 46

Oakland

Loss, Non-Conf, S Site, H Home A Away N Neutral

Average RPI Win:	162	WON-LOST	WINNING	LAST 10	STRENGTH OF	OPP. STRENGTH	TEAM	ADJ.	CONF.	ADJ CONF.
Average RPI Loss:	44	RECORD	PCT. RANK	GAMES	SCHEDULE	OF SCHEDULE	RPI	RPI	RPI	RPI
DIV. I ONLY	20- 2	9	1- 0	144	79	32	32	7	7	
DIV. I NON-CONF.	11- 0	1	0- 0	280	123	42	42	8	8	
TOTALS	RPI 1-25	RPI 26-50	W-L RECORDS	RPI 51-100	RPI 101-150	RPI 150+				
20- 2	1- 0	1- 1	OVERALL	5- 1	3- 0	10- 0				
10- 2	0- 0	0- 1	HOME	2- 1	2- 0	6- 0				
8- 0	1- 0	1- 0	AWAY	2- 0	1- 0	3- 0				
2- 0	0- 0	0- 0	NEUTRAL	1- 0	0- 0	1- 0				
11- 0	0- 0	0- 0	NON-CONFERENCE	3- 0	2- 0	6- 0				
6- 0	0- 0	0- 0	HOME	1- 0	1- 0	4- 0				
3- 0	0- 0	0- 0	AWAY	1- 0	1- 0	1- 0				
2- 0	0- 0	0- 0	NEUTRAL	1- 0	0- 0	1- 0				
9- 2	1- 0	1- 1	CONFERENCE	2- 1	1- 0	4- 0				
4- 2	0- 0	0- 1	HOME	1- 1	1- 0	2- 0				
5- 0	1- 0	1- 0	AWAY	1- 0	0- 0	2- 0				
0- 0	0- 0	0- 0	NEUTRAL	0- 0	0- 0	0- 0				

RPI S	Opponent	Score	RPI S	Opponent	Score	Team's RPI: 32	RPI S	Opponent	Score	RPI S	Opponent	Score	RPI S	Opponent	Score
24	A Buffalo	74 71	26	A Central Mich.	78 75		51	H Purdue	80 73	109	H UNCW	95 72			
			26	H Central Mich.	70 88		59	N Lamar University	87 62	123	A IUPUI	73 66			
							62	H Miami (OH)	61 67	138	H Akron	92 70			
							85	H Kent St.	83 81	182	A Ball St.	90 75			
							95	A American	77 67	182	H Ball St.	94 62			
							97	A Northern Ill.	69 53	184	H Eastern Mich.	85 44			
										210	N St. Bonaventure	70 53			
										232	A Bowling Green	82 79			
										255	A Richmond	109 58			
										265	H Binghamton	86 49			
										268	H Cleveland St.	72 54			
										326	H Coppin St.	87 62			
										327	H Eastern Ky.	100 60			
LAST 12 Division I GAMES:															
26	A Central Mich.	78 75	184	H Eastern Mich.	85 44										
138	H Akron	92 70	85	H Kent St.	83 81										
182	H Ball St.	94 62	182	A Ball St.	90 75										
62	H Miami (OH)	61 67	26	H Central Mich.	70 88										
232	A Bowling Green	82 79	24	A Buffalo	74 71										
97	A Northern Ill.	69 53	95	A American	77 67										

Non-Div I Games:

Ohio

Average RPI Win:	128	WON-LOST	WINNING	LAST 10	STRENGTH OF	OPP. STRENGTH	TEAM	ADJ.	CONF.	ADJ CONF.
Average RPI Loss:	63	RECORD	PCT. RANK	GAMES	SCHEDULE	OF SCHEDULE	RPI	RPI	RPI	RPI
DIV. I ONLY	10- 12	196	0- 1	29	14	107	107	4	4	
DIV. I NON-CONF.	4- 5	190	0- 0	125	8	191	191	6	6	
TOTALS	RPI 1-25	RPI 26-50	W-L RECORDS	RPI 51-100	RPI 101-150	RPI 150+				
10- 12	2- 4	1- 1	OVERALL	1- 5	3- 2	3- 0				
8- 4	2- 2	1- 0	HOME	1- 1	1- 1	3- 0				
2- 6	0- 2	0- 0	AWAY	0- 3	2- 1	0- 0				
0- 2	0- 0	0- 1	NEUTRAL	0- 1	0- 0	0- 0				
4- 5	1- 1	0- 1	NON-CONFERENCE	1- 1	0- 2	2- 0				
4- 1	1- 0	0- 0	HOME	1- 0	0- 1	2- 0				
0- 2	0- 1	0- 0	AWAY	0- 0	0- 1	0- 0				
0- 2	0- 0	0- 1	NEUTRAL	0- 1	0- 0	0- 0				
6- 7	1- 3	1- 0	CONFERENCE	0- 4	3- 0	1- 0				
4- 3	1- 2	1- 0	HOME	0- 1	1- 0	1- 0				
2- 4	0- 1	0- 0	AWAY	0- 3	2- 0	0- 0				
0- 0	0- 0	0- 0	NEUTRAL	0- 0	0- 0	0- 0				

RPI 1-25				RPI 26-50				RPI 51-100				RPI 101+				Team's RPI: 107
RPI	S	Opponent	Score	RPI	S	Opponent	Score	RPI	S	Opponent	Score	RPI	S	Opponent	Score	
7	A	UConn	53 85	40	H	Indiana	55 50	51	A	Purdue	42 60	111	A	Minnesota	65 55	
11	H	Iowa	52 78	44	N	Butler	53 66	56	A	Michigan	58 62	130	A	Penn St.	76 71	
17	A	Maryland	69 75					69	N	Virginia Tech	73 81	130	H	Penn St.	78 73	
17	H	Maryland	57 70					86	H	Cincinnati	69 56	145	A	Washington	59 69	
23	H	Michigan St.	65 55					88	A	Northwestern	59 76	149	H	South Fla.	47 71	
25	H	North Carolina	76 69					96	H	Nebraska	69 78	186	H	Illinois	78 70	
												207	H	Florida	46 41	
												337	H	Detroit Mercy	55 41	
LAST 12 Division I GAMES:																
11	H	Iowa	52 78	56	A	Michigan	58 62									
130	H	Penn St.	78 73	130	A	Penn St.	76 71									
88	A	Northwestern	59 76	23	H	Michigan St.	65 55									
186	H	Illinois	78 70	40	H	Indiana	55 50									
111	A	Minnesota	65 55	17	A	Maryland	69 75									
17	H	Maryland	57 70	96	H	Nebraska	69 78									

Non-Div I Games:

Ohio St.

■ Loss,
 ■ Non-Conf, S Site,
 ■ Home
 ■ Away
 N Neutral

Average RPI Win:	217	WON-LOST	WINNING	LAST 10	STRENGTH OF	OPP. STRENGTH	TEAM	ADJ.	CONF.	ADJ CONF.
Average RPI Loss:	58	RECORD	PCT. RANK	GAMES	SCHEDULE	OF SCHEDULE	RPI	RPI	RPI	RPI
DIV. I ONLY	5- 17	308	0- 1	10	41	162	162	3	3	
DIV. I NON-CONF.	4- 7	228	0- 1	40	108	162	162	3	3	
TOTALS	RPI 1-25	RPI 26-50	W-L RECORDS	RPI 51-100	RPI 101-150	RPI 150+				
5- 17	0- 3	0- 5	OVERALL	0- 5	2- 4	3- 0				
4- 6	0- 2	0- 2	HOME	0- 2	2- 0	2- 0				
1- 9	0- 1	0- 3	AWAY	0- 2	0- 3	1- 0				
0- 2	0- 0	0- 0	NEUTRAL	0- 1	0- 1	0- 0				
4- 7	0- 1	0- 2	NON-CONFERENCE	0- 2	1- 2	3- 0				
3- 2	0- 1	0- 1	HOME	0- 0	1- 0	2- 0				
1- 3	0- 0	0- 1	AWAY	0- 1	0- 1	1- 0				
0- 2	0- 0	0- 0	NEUTRAL	0- 1	0- 1	0- 0				
1- 10	0- 2	0- 3	CONFERENCE	0- 3	1- 2	0- 0				
1- 4	0- 1	0- 1	HOME	0- 2	1- 0	0- 0				
0- 6	0- 1	0- 2	AWAY	0- 1	0- 2	0- 0				
0- 0	0- 0	0- 0	NEUTRAL	0- 0	0- 0	0- 0				

RPI 1-25				RPI 26-50				RPI 51-100				RPI 101+ Team's RPI: 162			
RPI	S	Opponent	Score	RPI	S	Opponent	Score	RPI	S	Opponent	Score	RPI	S	Opponent	Score
2	H	Baylor	53 74	29	A	Texas	63 73	52	A	Auburn	79 95	102	A	Oklahoma St.	74 84
7	H	UConn	63 72	29	H	Texas	67 76	54	A	Kansas St.	56 86	119	A	Kansas	79 88
10	A	Iowa St.	78 104	34	H	DePaul	76 87	54	H	Kansas St.	75 83	125	N	UAB	84 89
				42	A	TCU	71 86	57	N	Clemson	62 74	127	H	Western Ky.	90 83
				48	A	New Mexico	80 84	68	H	West Virginia	55 66	135	H	Texas Tech	66 61
LAST 12 Division I GAMES:															
				57	N	Clemson	62 74	42	A	TCU	71 86				
				54	H	Kansas St.	75 83	10	A	Iowa St.	78 104				
				102	A	Oklahoma St.	74 84	68	H	West Virginia	55 66				
				29	H	Texas	67 76	29	A	Texas	63 73				
				119	A	Kansas	79 88	54	A	Kansas St.	56 86				
				2	H	Baylor	53 74	135	H	Texas Tech	66 61				

Non-Div I Games:

Oklahoma

■ Loss,
■ Non-Conf,
■ S Site,
■ H Home
■ A Away
N Neutral

Average RPI Win:	186	WON-LOST	WINNING	LAST 10	STRENGTH OF	OPP. STRENGTH	TEAM	ADJ.	CONF.	ADJ CONF.
Average RPI Loss:	49	RECORD	PCT. RANK	GAMES	SCHEDULE	OF SCHEDULE	RPI	RPI	RPI	RPI
DIV. I ONLY	13- 9	123	0- 1	86	43	102	102	3	3	
DIV. I NON-CONF.	9- 2	43	0- 0	273	138	110	110	3	3	
TOTALS	RPI 1-25	RPI 26-50	W-L RECORDS	RPI 51-100	RPI 101-150	RPI 150+				
13- 9	0- 2	1- 3	OVERALL	0- 3	2- 1	10- 0				
11- 3	0- 2	1- 0	HOME	0- 1	1- 0	9- 0				
2- 6	0- 0	0- 3	AWAY	0- 2	1- 1	1- 0				
0- 0	0- 0	0- 0	NEUTRAL	0- 0	0- 0	0- 0				
9- 2	0- 0	0- 1	NON-CONFERENCE	0- 1	0- 0	9- 0				
8- 1	0- 0	0- 0	HOME	0- 1	0- 0	8- 0				
1- 1	0- 0	0- 1	AWAY	0- 0	0- 0	1- 0				
0- 0	0- 0	0- 0	NEUTRAL	0- 0	0- 0	0- 0				
4- 7	0- 2	1- 2	CONFERENCE	0- 2	2- 1	1- 0				
3- 2	0- 2	1- 0	HOME	0- 0	1- 0	1- 0				
1- 5	0- 0	0- 2	AWAY	0- 2	1- 1	0- 0				
0- 0	0- 0	0- 0	NEUTRAL	0- 0	0- 0	0- 0				

RPI 1-25	RPI 26-50	RPI 51-100	RPI 101+	Team's RPI: 102
RPI S Opponent Score	RPI S Opponent Score	RPI S Opponent Score	RPI S Opponent Score	Score
2 H Baylor 58 66	29 A Texas 51 60	54 A Kansas St. 48 59	119 A Kansas 72 62	
10 H Iowa St. 71 84	37 A UCLA 59 71	61 H Tennessee 63 76	135 A Texas Tech 78 90	
	42 A TCU 55 69	68 A West Virginia 58 67	135 H Texas Tech 65 57	
	42 H TCU 75 71		162 H Oklahoma 84 74	
			164 H UC Riverside 76 51	
			175 H Arkansas St. 62 60	
			176 H Oral Roberts 89 69	
			181 H Texas St. 66 55	
			199 H Prairie View 70 50	
			211 H Grambling 86 40	
			248 A Wichita St. 60 47	
			269 H Samford 82 62	
			332 H Houston Baptist 77 44	
LAST 12 Division I GAMES:				
135 A Texas Tech 78 90	119 A Kansas 72 62			
162 H Oklahoma 84 74	135 H Texas Tech 65 57			
42 A TCU 55 69	68 A West Virginia 58 67			
2 H Baylor 58 66	42 H TCU 75 71			
10 H Iowa St. 71 84	29 A Texas 51 60			
54 A Kansas St. 48 59	211 H Grambling 86 40			

Non-Div I Games:

Oklahoma St.

Average RPI Win:	204	WON-LOST	WINNING	LAST 10	STRENGTH OF	OPP. STRENGTH	TEAM	ADJ.	CONF.	ADJ CONF.
Average RPI Loss:	95	RECORD	PCT. RANK	GAMES	SCHEDULE	OF SCHEDULE	RPI	RPI	RPI	RPI
DIV. I ONLY	17- 7	69	0- 1	95	184	71	71	14	14	
DIV. I NON-CONF.	9- 3	61	0- 1	46	215	39	39	19	19	
TOTALS	RPI 1-25	RPI 26-50	W-L RECORDS	RPI 51-100	RPI 101-150	RPI 150+				
17- 7	0- 1	0- 2	OVERALL	2- 1	3- 2	12- 1				
9- 2	0- 0	0- 0	HOME	1- 1	1- 1	7- 0				
6- 4	0- 1	0- 1	AWAY	1- 0	1- 1	4- 1				
2- 1	0- 0	0- 1	NEUTRAL	0- 0	1- 0	1- 0				
9- 3	0- 1	0- 1	NON-CONFERENCE	1- 1	3- 0	5- 0				
4- 1	0- 0	0- 0	HOME	0- 1	1- 0	3- 0				
3- 1	0- 1	0- 0	AWAY	1- 0	1- 0	1- 0				
2- 1	0- 0	0- 1	NEUTRAL	0- 0	1- 0	1- 0				
8- 4	0- 0	0- 1	CONFERENCE	1- 0	0- 2	7- 1				
5- 1	0- 0	0- 0	HOME	1- 0	0- 1	4- 0				
3- 3	0- 0	0- 1	AWAY	0- 0	0- 1	3- 1				
0- 0	0- 0	0- 0	NEUTRAL	0- 0	0- 0	0- 0				

RPI S	Opponent	Score	RPI S	Opponent	Score	RPI S	Opponent	Score	RPI S	Opponent	Score
12	A NC State	56 85	31	A Rice	42 48	58	H Middle Tenn.	70 65	112	H VCU	60 57
			45	N Saint Mary's (CA)	65 83	86	A Cincinnati	76 72	125	H UAB	61 69
						98	H Virginia	67 73	127	A Western Ky.	60 75
									131	N Tennessee Tech	80 73
									144	A Tulane	56 48
									152	A Louisiana Tech	70 59
									163	H William & Mary	83 69
									172	A North Texas	72 71
									193	A Southern Miss.	53 50
									225	A Marshall	48 57
									241	A Campbell	83 59
									242	N Jacksonville	78 76
									266	H UTEP	78 59
									274	H Norfolk St.	69 53
									294	H Fla. Atlantic	87 53
									296	H UTSA	72 47
									325	H FIU	95 68
									326	H Coppin St.	81 51
LAST 12 Division I GAMES:											
45	N Saint Mary's (CA)	65 83	266	H UTEP	78 59						
58	H Middle Tenn.	70 65	193	A Southern Miss.	53 50						
125	H UAB	61 69	152	A Louisiana Tech	70 59						
31	A Rice	42 48	325	H FIU	95 68						
172	A North Texas	72 71	294	H Fla. Atlantic	87 53						
296	H UTSA	72 47	127	A Western Ky.	60 75						

Non-Div I Games:

Old Dominion

■ Loss,
■ Non-Conf,
■ S Site,
■ H Home
■ A Away
N Neutral

Average RPI Win:	230	WON-LOST	WINNING	LAST 10	STRENGTH OF	OPP. STRENGTH	TEAM	ADJ.	CONF.	ADJ CONF.
Average RPI Loss:	76	RECORD	PCT. RANK	GAMES	SCHEDULE	OF SCHEDULE	RPI	RPI	RPI	RPI
DIV. I ONLY	8- 16	256	0- 1	62	82	198	198	5	5	
DIV. I NON-CONF.	6- 8	199	0- 0	163	211	254	254	5	5	
TOTALS	RPI 1-25	RPI 26-50	W-L RECORDS	RPI 51-100	RPI 101-150	RPI 150+				
8- 16	0- 4	1- 2	OVERALL	0- 5	0- 2	7- 3				
7- 8	0- 1	0- 1	HOME	0- 4	0- 1	7- 1				
1- 5	0- 2	1- 1	AWAY	0- 0	0- 0	0- 2				
0- 3	0- 1	0- 0	NEUTRAL	0- 1	0- 1	0- 0				
6- 8	0- 1	0- 1	NON-CONFERENCE	0- 2	0- 2	6- 2				
6- 4	0- 0	0- 1	HOME	0- 1	0- 1	6- 1				
0- 1	0- 0	0- 0	AWAY	0- 0	0- 0	0- 1				
0- 3	0- 1	0- 0	NEUTRAL	0- 1	0- 1	0- 0				
2- 8	0- 3	1- 1	CONFERENCE	0- 3	0- 0	1- 1				
1- 4	0- 1	0- 0	HOME	0- 3	0- 0	1- 0				
1- 4	0- 2	1- 1	AWAY	0- 0	0- 0	0- 1				
0- 0	0- 0	0- 0	NEUTRAL	0- 0	0- 0	0- 0				

RPI 1-25				RPI 26-50				RPI 51-100				RPI 101+ Team's RPI: 198			
RPI	S	Opponent	Score	RPI	S	Opponent	Score	RPI	S	Opponent	Score	RPI	S	Opponent	Score
6	A	Mississippi St.	49 80	27	A	Kentucky	55 49	51	N	Purdue	59 70	110	N	St. John's (NY)	59 64
7	N	UConn	50 90	33	A	Missouri	55 78	52	H	Auburn	51 64	123	H	IUPUI	58 66
15	A	South Carolina	42 76	42	H	TCU	50 55	55	H	LSU	41 55	152	A	Louisiana Tech	71 80
20	H	Texas A&M	60 72					81	H	Troy	54 71	170	H	Temple	62 55
								82	H	Arkansas	55 85	178	A	Vanderbilt	68 80
												201	H	Jacksonville St.	49 60
												207	H	Florida	76 66
												252	H	Louisiana	79 57
												274	H	Norfolk St.	60 42
												275	H	North Florida	82 69
												283	H	Western Mich.	69 66
												348	H	Savannah St.	74 51
LAST 12 Division I GAMES:															
15	A	South Carolina	42 76	27	A	Kentucky	55 49	51	H	LSU	41 55				
20	H	Texas A&M	60 72	55	H	Arkansas	55 85	82	H	Arkansas	55 85				
52	H	Auburn	51 64	33	A	Missouri	55 78	275	H	North Florida	82 69				
6	A	Mississippi St.	49 80	42	H	TCU	50 55	81	H	Troy	54 71				
178	A	Vanderbilt	68 80												
207	H	Florida	76 66												

Non-Div I Games:

Ole Miss

■ Loss,
 ■ Non-Conf,
 ■ S Site,
 ■ H Home
 ■ A Away
 N Neutral

Average RPI Win:	323	WON-LOST	WINNING	LAST 10	STRENGTH OF	OPP. STRENGTH	TEAM	ADJ.	CONF.	ADJ CONF.
Average RPI Loss:	153	RECORD	PCT. RANK	GAMES	SCHEDULE	OF SCHEDULE	RPI	RPI	RPI	RPI
DIV. I ONLY	5- 17	308	1- 0	265	260	315	315	18	18	
DIV. I NON-CONF.	4- 7	228	1- 0	297	312	286	286	17	17	
TOTALS	RPI 1-25	RPI 26-50	W-L RECORDS	RPI 51-100	RPI 101-150	RPI 150+				
5- 17	0- 0	0- 3	OVERALL	0- 2	0- 2	5- 10				
3- 7	0- 0	0- 1	HOME	0- 0	0- 0	3- 6				
1- 9	0- 0	0- 2	AWAY	0- 2	0- 2	1- 3				
1- 1	0- 0	0- 0	NEUTRAL	0- 0	0- 0	1- 1				
4- 7	0- 0	0- 0	NON-CONFERENCE	0- 2	0- 2	4- 3				
2- 2	0- 0	0- 0	HOME	0- 0	0- 0	2- 2				
1- 4	0- 0	0- 0	AWAY	0- 2	0- 2	1- 0				
1- 1	0- 0	0- 0	NEUTRAL	0- 0	0- 0	1- 1				
1- 10	0- 0	0- 3	CONFERENCE	0- 0	0- 0	1- 7				
1- 5	0- 0	0- 1	HOME	0- 0	0- 0	1- 4				
0- 5	0- 0	0- 2	AWAY	0- 0	0- 0	0- 3				
0- 0	0- 0	0- 0	NEUTRAL	0- 0	0- 0	0- 0				

RPI S	Opponent	Score	RPI S	Opponent	Score	RPI S	Opponent	Score	RPI S	Opponent	Score	Team's RPI: 315
28	A South Dakota St.	47 81	54	A Kansas St.	46 61	116	A Creighton	51 66				
39	A South Dakota	33 78	83	A UNI	50 79	137	A Montana St.	56 59				
39	H South Dakota	49 80				155	H Bradley	60 80				
						158	H CSUN	52 64				
						169	H Denver	68 95				
						176	H Oral Roberts	56 71				
						214	A Western Ill.	70 78				
						214	H Western Ill.	67 79				
						224	A North Dakota	57 68				
						224	H North Dakota	68 69				
						241	N Campbell	52 65				
						272	H CSU Bakersfield	53 46				
						319	H North Dakota St.	78 61				
						334	A Purdue Fort Wayne	48 56				
						337	A Detroit Mercy	51 42				
						340	H USC Upstate	96 69				
						349	N Florida A&M	57 50				
LAST 12 Division I GAMES:												
349	N Florida A&M	57 50	39	H South Dakota	49 80							
214	H Western Ill.	67 79	214	A Western Ill.	70 78							
39	A South Dakota	33 78	224	A North Dakota	57 68							
224	H North Dakota	68 69	319	H North Dakota St.	78 61							
28	A South Dakota St.	47 81	176	H Oral Roberts	56 71							
334	A Purdue Fort Wayne	48 56	169	H Denver	68 95							

Non-Div I Games: Peru St. 91 44 Graceland (IA) 81 39

Omaha

Loss, Non-Conf, S Site, H Home A Away N Neutral

Overall Record				Through Games Of Feb. 10, 1919						
Average RPI Win:	263	WON-LOST	WINNING	LAST 10	STRENGTH OF	OPP. STRENGTH	TEAM	ADJ.	CONF.	ADJ CONF.
Average RPI Loss:	90	RECORD	PCT. RANK	GAMES	SCHEDULE	OF SCHEDULE	RPI	RPI	RPI	RPI
DIV. I ONLY	11- 12	171	0- 1	167	162	176	176	18	18	
DIV. I NON-CONF.	5- 6	177	0- 0	161	114	157	157	17	17	

TOTALS	RPI 1-25	RPI 26-50		W-L RECORDS		RPI 51-100	RPI 101-150	RPI 150+		
11- 12	0- 1	0- 4		OVERALL		0- 2	0- 3	11- 2		
6- 5	0- 0	0- 2		HOME		0- 1	0- 1	6- 1		
5- 7	0- 1	0- 2		AWAY		0- 1	0- 2	5- 1		
0- 0	0- 0	0- 0		NEUTRAL		0- 0	0- 0	0- 0		
5- 6	0- 1	0- 0		NON-CONFERENCE		0- 2	0- 3	5- 0		
2- 2	0- 0	0- 0		HOME		0- 1	0- 1	2- 0		
3- 4	0- 1	0- 0		AWAY		0- 1	0- 2	3- 0		
0- 0	0- 0	0- 0		NEUTRAL		0- 0	0- 0	0- 0		
6- 6	0- 0	0- 4		CONFERENCE		0- 0	0- 0	6- 2		
4- 3	0- 0	0- 2		HOME		0- 0	0- 0	4- 1		
2- 3	0- 0	0- 2		AWAY		0- 0	0- 0	2- 1		
0- 0	0- 0	0- 0		NEUTRAL		0- 0	0- 0	0- 0		

RPI 1-25				RPI 26-50				RPI 51-100				RPI 101+				Team's RPI: 176	
RPI	S	Opponent	Score	RPI	S	Opponent	Score	RPI	S	Opponent	Score	RPI	S	Opponent	Score		
11	A	Iowa	77 90	28	A	South Dakota St.	55 68	82	A	Arkansas	61 74	102	A	Oklahoma St.	69 89		
				28	H	South Dakota St.	65 74	90	H	UT Arlington	62 80	119	A	Kansas	58 70		
				39	A	South Dakota	64 75					147	H	Tulsa	68 76		
				39	H	South Dakota	72 76					169	A	Denver	76 93		
												169	H	Denver	74 66		
												181	A	Texas St.	81 64		
												187	A	Sam Houston St.	73 62		
												214	H	Western Ill.	68 64		
												224	H	North Dakota	67 75		
												237	H	UMKC	75 64		
												270	H	Southern Utah	64 59		
												315	A	Omaha	71 56		
												319	H	North Dakota St.	101 72		
												332	A	Houston Baptist	74 56		
												334	A	Purdue Fort Wayne	72 61		
												334	H	Purdue Fort Wayne	66 56		
LAST 12 Division I GAMES:																	
				39	A	South Dakota	64 75	39	H	South Dakota	72 76						
				169	H	Denver	74 66	28	A	South Dakota St.	55 68						
				28	H	South Dakota St.	65 74	334	A	Purdue Fort Wayne	72 61						
				334	H	Purdue Fort Wayne	66 56	214	H	Western Ill.	68 64						
				319	H	North Dakota St.	101 72	224	H	North Dakota	67 75						
				169	A	Denver	76 93	315	A	Omaha	71 56						

Non-Div I Games:	Harris-Stowe	74	46	Cent. Christian (KS94	47
------------------	--------------	----	----	-----------------------	----

Oral Roberts

Loss, Non-Conf, S Site, H Home A Away N Neutral

Oregon

Through Games Of Feb. 10, 2019

Average RPI Win:	96	WON-LOST	WINNING	LAST 10	STRENGTH OF	OPP. STRENGTH	TEAM	ADJ.	CONF.	ADJ CONF.
Average RPI Loss:	23	RECORD	PCT. RANK	GAMES	SCHEDULE	OF SCHEDULE	RPI	RPI	RPI	RPI
DIV. I ONLY	22- 1	2	1- 0	21	5	4	4	2	2	
DIV. I NON-CONF.	10- 1	17	0- 0	16	40	5	5	2	2	
TOTALS	RPI 1-25	RPI 26-50	W-L RECORDS	RPI 51-100	RPI 101-150	RPI 150+				
22- 1	5- 1	6- 0	OVERALL	1- 0	5- 0	5- 0				
12- 0	4- 0	1- 0	HOME	1- 0	3- 0	3- 0				
9- 1	1- 1	5- 0	AWAY	0- 0	2- 0	1- 0				
1- 0	0- 0	0- 0	NEUTRAL	0- 0	0- 0	1- 0				
10- 1	3- 1	2- 0	NON-CONFERENCE	0- 0	0- 0	5- 0				
6- 0	3- 0	0- 0	HOME	0- 0	0- 0	3- 0				
3- 1	0- 1	2- 0	AWAY	0- 0	0- 0	1- 0				
1- 0	0- 0	0- 0	NEUTRAL	0- 0	0- 0	1- 0				
12- 0	2- 0	4- 0	CONFERENCE	1- 0	5- 0	0- 0				
6- 0	1- 0	1- 0	HOME	1- 0	3- 0	0- 0				
6- 0	1- 0	3- 0	AWAY	0- 0	2- 0	0- 0				
0- 0	0- 0	0- 0	NEUTRAL	0- 0	0- 0	0- 0				

RPI	S	Opponent	Score	RPI	S	Opponent	Score	RPI	S	Opponent	Score	RPI	S	Opponent	Score
5	A	Stanford	88 48	28	A	South Dakota St.	87 79	80	H	Arizona	93 60	122	A	Washington St.	79 64
6	H	Mississippi St.	82 74	35	A	California	105 82					122	H	Washington St.	98 58
9	H	Syracuse	75 73	37	A	UCLA	72 52					136	H	Colorado	102 43
18	H	Arizona St.	77 71	45	A	Saint Mary's (CA)	79 55					145	A	Washington	76 57
23	A	Michigan St.	82 88	49	A	Southern California	93 53					145	H	Washington	84 71
24	H	Buffalo	102 82	50	H	Utah	87 65					164	N	UC Riverside	94 44
LAST 12 Division I GAMES:															
5	A	Stanford	88 48	80	H	Arizona	93 60					171	H	UC Irvine	115 69
35	A	California	105 82	18	H	Arizona St.	77 71					219	A	Utah St.	88 58
136	H	Colorado	102 43	37	A	UCLA	72 52					251	H	Air Force	82 36
50	H	Utah	87 65	49	A	Southern California	93 53					261	H	Long Beach St.	110 48
145	A	Washington	76 57	122	H	Washington St.	98 58								
122	A	Washington St.	79 64	145	H	Washington	84 71								

Non-Div I Games: Alas. Fairbanks 115 36

Oregon

■ Loss,
 ■ Non-Conf, S Site,
 ■ Home
 ■ Away
 N Neutral

Average RPI Win:	139	WON-LOST	WINNING	LAST 10	STRENGTH OF	OPP. STRENGTH	TEAM	ADJ.	CONF.	ADJ CONF.
Average RPI Loss:	11	RECORD	PCT. RANK	GAMES	SCHEDULE	OF SCHEDULE	RPI	RPI	RPI	RPI
DIV. I ONLY	20- 4	18	0- 1	118	3	30	30	2	2	
DIV. I NON-CONF.	10- 2	37	0- 1	209	22	67	67	2	2	
TOTALS	RPI 1-25	RPI 26-50	W-L RECORDS	RPI 51-100	RPI 101-150	RPI 150+				
20- 4	1- 4	5- 0	OVERALL	2- 0	6- 0	6- 0				
12- 1	0- 1	2- 0	HOME	2- 0	3- 0	5- 0				
5- 1	0- 1	3- 0	AWAY	0- 0	2- 0	0- 0				
3- 2	1- 2	0- 0	NEUTRAL	0- 0	1- 0	1- 0				
10- 2	1- 2	1- 0	NON-CONFERENCE	1- 0	1- 0	6- 0				
7- 0	0- 0	1- 0	HOME	1- 0	0- 0	5- 0				
0- 0	0- 0	0- 0	AWAY	0- 0	0- 0	0- 0				
3- 2	1- 2	0- 0	NEUTRAL	0- 0	1- 0	1- 0				
10- 2	0- 2	4- 0	CONFERENCE	1- 0	5- 0	0- 0				
5- 1	0- 1	1- 0	HOME	1- 0	3- 0	0- 0				
5- 1	0- 1	3- 0	AWAY	0- 0	2- 0	0- 0				
0- 0	0- 0	0- 0	NEUTRAL	0- 0	0- 0	0- 0				

RPI S	Opponent	Score	RPI S	Opponent	Score	Team's RPI: 30	RPI S	Opponent	Score	RPI S	Opponent	Score
1 N	Notre Dame	81 91	35 A	California	82 74		73 H	Duke	71 57	122 A	Washington St.	52 35
5 A	Stanford	44 61	37 A	UCLA	83 73		80 H	Arizona	86 64	122 H	Washington St.	76 69
15 N	South Carolina	70 68	45 H	Saint Mary's (CA)	89 56					127 N	Western Ky.	74 60
18 H	Arizona St.	76 79	49 A	Southern California	76 52					136 H	Colorado	89 65
20 N	Texas A&M	70 76	50 H	Utah	71 63					145 A	Washington	86 39
										145 H	Washington	78 67
										183 H	Santa Clara	82 31
										197 N	Eastern Wash.	93 45
										272 H	CSU Bakersfield	92 52
										284 H	La Salle	100 46
										310 H	Cal Poly	79 54
										346 H	Ark.-Pine Bluff	89 33
LAST 12 Division I GAMES:												
1 N	Notre Dame	81 91	122 A	Washington St.	52 35							
15 N	South Carolina	70 68	145 A	Washington	86 39							
35 A	California	82 74	18 H	Arizona St.	76 79							
5 A	Stanford	44 61	80 H	Arizona	86 64							
50 H	Utah	71 63	49 A	Southern California	76 52							
136 H	Colorado	89 65	37 A	UCLA	83 73							

Non-Div I Games:

Oregon St.

■ Loss,
■ Non-Conf,
■ S Site,
■ H Home
■ A Away
N Neutral

Pacific

Through Games Of Feb. 10, 2019

Average RPI Win:	206	WON-LOST	WINNING	LAST 10	STRENGTH OF	OPP. STRENGTH	TEAM	ADJ.	CONF.	ADJ CONF.
Average RPI Loss:	39	RECORD	PCT. RANK	GAMES	SCHEDULE	OF SCHEDULE	RPI	RPI	RPI	RPI
DIV. I ONLY	15- 8	90	0- 1	100	93	79	79	8	8	
DIV. I NON-CONF.	7- 3	83	0- 0	202	161	87	87	7	7	
TOTALS	RPI 1-25	RPI 26-50	W-L RECORDS	RPI 51-100	RPI 101-150	RPI 150+				
15- 8	0- 3	2- 3	OVERALL	1- 2	1- 0	11- 0				
8- 3	0- 1	2- 1	HOME	0- 1	1- 0	5- 0				
7- 4	0- 2	0- 1	AWAY	1- 1	0- 0	6- 0				
0- 1	0- 0	0- 1	NEUTRAL	0- 0	0- 0	0- 0				
7- 3	0- 1	1- 1	NON-CONFERENCE	1- 1	0- 0	5- 0				
4- 0	0- 0	1- 0	HOME	0- 0	0- 0	3- 0				
3- 2	0- 1	0- 0	AWAY	1- 1	0- 0	2- 0				
0- 1	0- 0	0- 1	NEUTRAL	0- 0	0- 0	0- 0				
8- 5	0- 2	1- 2	CONFERENCE	0- 1	1- 0	6- 0				
4- 3	0- 1	1- 1	HOME	0- 1	1- 0	2- 0				
4- 2	0- 1	0- 1	AWAY	0- 0	0- 0	4- 0				
0- 0	0- 0	0- 0	NEUTRAL	0- 0	0- 0	0- 0				

RPI 1-25				RPI 26-50				RPI 51-100 Team's RPI: 79				RPI 101+			
RPI	S	Opponent	Score	RPI	S	Opponent	Score	RPI	S	Opponent	Score	RPI	S	Opponent	Score
13	A	Gonzaga	65 88	35	N	California	69 81	59	A	Lamar University	66 82	124	H	Pepperdine	78 67
13	H	Gonzaga	51 63	38	A	BYU	49 75	91	A	UC Davis	83 80	161	A	Portland	76 66
14	A	UCF	57 64	38	H	BYU	74 77	99	H	Loyola Marymount	67 72	161	H	Portland	87 77
				45	H	Saint Mary's (CA)	76 67					183	A	Santa Clara	74 70
				47	H	Wyoming	70 64					239	A	San Francisco	85 75
												244	A	Cal St. Fullerton	72 64
												257	A	San Diego	70 53
												257	H	San Diego	79 47
												293	H	UC Santa Barbara	69 53
												319	H	North Dakota St.	75 68
												324	A	San Jose St.	91 67
												343	H	Seattle U	75 61
LAST 12 Division I GAMES:															
				38	A	BYU	49 75	239	A	San Francisco	85 75				
				257	A	San Diego	70 53	183	A	Santa Clara	74 70				
				161	H	Portland	87 77	257	H	San Diego	79 47				
				13	H	Gonzaga	51 63	38	H	BYU	74 77				
				124	H	Pepperdine	78 67	13	A	Gonzaga	65 88				
				99	H	Loyola Marymount	67 72	161	A	Portland	76 66				

Non-Div I Games:

Pacific

■ Loss,
■ Non-Conf, S Site,
■ Home
■ Away
N Neutral

Average RPI Win:	219	WON-LOST	WINNING	LAST 10	STRENGTH OF	OPP. STRENGTH	TEAM	ADJ.	CONF.	ADJ CONF.
Average RPI Loss:	39	RECORD	PCT. RANK	GAMES	SCHEDULE	OF SCHEDULE	RPI	RPI	RPI	RPI
DIV. I ONLY	14- 3	22	1- 0	223	107	72	72	11	11	
DIV. I NON-CONF.	9- 3	61	0- 0	246	95	91	91	11	11	
TOTALS	RPI 1-25	RPI 26-50	W-L RECORDS	RPI 51-100	RPI 101-150	RPI 150+				
14- 3	0- 1	0- 1	OVERALL	3- 1	0- 0	11- 0				
6- 1	0- 0	0- 1	HOME	1- 0	0- 0	5- 0				
8- 1	0- 1	0- 0	AWAY	2- 0	0- 0	6- 0				
0- 1	0- 0	0- 0	NEUTRAL	0- 1	0- 0	0- 0				
9- 3	0- 1	0- 1	NON-CONFERENCE	1- 1	0- 0	8- 0				
4- 1	0- 0	0- 1	HOME	0- 0	0- 0	4- 0				
5- 1	0- 1	0- 0	AWAY	1- 0	0- 0	4- 0				
0- 1	0- 0	0- 0	NEUTRAL	0- 1	0- 0	0- 0				
5- 0	0- 0	0- 0	CONFERENCE	2- 0	0- 0	3- 0				
2- 0	0- 0	0- 0	HOME	1- 0	0- 0	1- 0				
3- 0	0- 0	0- 0	AWAY	1- 0	0- 0	2- 0				
0- 0	0- 0	0- 0	NEUTRAL	0- 0	0- 0	0- 0				

RPI 1-25				RPI 26-50				RPI 51-100				RPI 101+			
RPI	S	Opponent	Score	RPI	S	Opponent	Score	RPI	S	Opponent	Score	RPI	S	Opponent	Score
1	A	Notre Dame	55 75	41	H	Villanova	50 58	74	H	Yale	54 48	170	H	Temple	71 62
								75	N	Maine	46 47	206	A	Navy	65 61
								77	A	Drexel	55 39	212	A	Stetson	75 53
								93	A	Princeton	66 60	227	H	Brown	83 43
												253	H	Saint Joseph's	65 45
												264	A	Columbia	72 60
												273	A	Cornell	59 46
												278	A	Siena	58 51
												284	H	La Salle	65 34
												321	H	NJIT	85 42
												331	A	Iona	66 43
LAST 12 Division I GAMES:															
				74	H	Yale	54 48	93	A	Princeton	66 60				
				227	H	Brown	83 43	212	A	Stetson	75 53				
				264	A	Columbia	72 60	77	A	Drexel	55 39				
				273	A	Cornell	59 46	331	A	Iona	66 43				
				170	H	Temple	71 62	284	H	La Salle	65 34				
				41	H	Villanova	50 58	75	N	Maine	46 47				

Non-Div I Games: Haverford 81 46

Penn

■ Loss,
 ■ Non-Conf, S Site,
 ■ Home
 ■ Away
 N Neutral

Average RPI Win:	167	WON-LOST	WINNING	LAST 10	STRENGTH OF	OPP. STRENGTH	TEAM	ADJ.	CONF.	ADJ CONF.
Average RPI Loss:	58	RECORD	PCT. RANK	GAMES	SCHEDULE	OF SCHEDULE	RPI	RPI	RPI	RPI
DIV. I ONLY	10- 13	209	0- 1	27	64	130	130	4	4	
DIV. I NON-CONF.	7- 4	109	0- 0	51	131	103	103	6	6	
TOTALS	RPI 1-25	RPI 26-50	W-L RECORDS	RPI 51-100	RPI 101-150	RPI 150+				
10- 13	0- 6	0- 2	OVERALL	2- 1	2- 3	6- 1				
8- 8	0- 3	0- 1	HOME	2- 1	1- 2	5- 1				
2- 5	0- 3	0- 1	AWAY	0- 0	1- 1	1- 0				
0- 0	0- 0	0- 0	NEUTRAL	0- 0	0- 0	0- 0				
7- 4	0- 1	0- 1	NON-CONFERENCE	2- 0	2- 1	3- 1				
6- 3	0- 0	0- 1	HOME	2- 0	1- 1	3- 1				
1- 1	0- 1	0- 0	AWAY	0- 0	1- 0	0- 0				
0- 0	0- 0	0- 0	NEUTRAL	0- 0	0- 0	0- 0				
3- 9	0- 5	0- 1	CONFERENCE	0- 1	0- 2	3- 0				
2- 5	0- 3	0- 0	HOME	0- 1	0- 1	2- 0				
1- 4	0- 2	0- 1	AWAY	0- 0	0- 1	1- 0				
0- 0	0- 0	0- 0	NEUTRAL	0- 0	0- 0	0- 0				

RPI S	Opponent	Score	RPI S	Opponent	Score	RPI S	Opponent	Score	RPI S	Opponent	Score	Team's RPI: 130
11	H Iowa	61 81	35	H California	58 75	56	H Michigan	62 66	107	A Ohio St.	73 78	
16	A Florida St.	58 87	40	A Indiana	75 83	93	H Princeton	79 71	107	H Ohio St.	71 76	
17	A Maryland	67 79				95	H American	80 59	117	H Providence	74 72	
17	H Maryland	61 77							132	A Fordham	72 55	
19	A Rutgers	61 74							150	H Duquesne	58 64	
19	H Rutgers	61 69							159	H Stony Brook	70 81	
									185	A Wisconsin	65 59	
									185	H Wisconsin	71 64	
									186	H Illinois	62 48	
									210	H St. Bonaventure	80 65	
									224	H North Dakota	75 68	
									242	H Jacksonville	80 61	
LAST 12 Division I GAMES:												
56	H Michigan	62 66	107	H Ohio St.	71 76							
107	A Ohio St.	73 78	186	H Illinois	62 48							
11	H Iowa	61 81	19	A Rutgers	61 74							
19	H Rutgers	61 69	185	H Wisconsin	71 64							
185	A Wisconsin	65 59	40	A Indiana	75 83							
17	A Maryland	67 79	17	H Maryland	61 77							

Non-Div I Games:

Penn St.

■ Loss,
 ■ Non-Conf, S Site,
 ■ Home
 ■ Away
 N Neutral

Pepperdine

Through Games Of Feb. 10, 2019

Average RPI Win:	225	WON-LOST	WINNING	LAST 10	STRENGTH OF	OPP. STRENGTH	TEAM	ADJ.	CONF.	ADJ CONF.
Average RPI Loss:	102	RECORD	PCT. RANK	GAMES	SCHEDULE	OF SCHEDULE	RPI	RPI	RPI	RPI
DIV. I ONLY	15- 8	90	1- 0	266	96	124	124	8	8	
DIV. I NON-CONF.	6- 4	125	0- 0	346	188	216	216	7	7	
TOTALS	RPI 1-25	RPI 26-50	W-L RECORDS	RPI 51-100	RPI 101-150	RPI 150+				
15- 8	0- 1	1- 2	OVERALL	1- 1	0- 3	13- 1				
7- 1	0- 1	1- 0	HOME	1- 0	0- 0	5- 0				
6- 6	0- 0	0- 2	AWAY	0- 1	0- 3	6- 0				
2- 1	0- 0	0- 0	NEUTRAL	0- 0	0- 0	2- 1				
6- 4	0- 0	0- 0	NON-CONFERENCE	0- 0	0- 3	6- 1				
1- 0	0- 0	0- 0	HOME	0- 0	0- 0	1- 0				
3- 3	0- 0	0- 0	AWAY	0- 0	0- 3	3- 0				
2- 1	0- 0	0- 0	NEUTRAL	0- 0	0- 0	2- 1				
9- 4	0- 1	1- 2	CONFERENCE	1- 1	0- 0	7- 0				
6- 1	0- 1	1- 0	HOME	1- 0	0- 0	4- 0				
3- 3	0- 0	0- 2	AWAY	0- 1	0- 0	3- 0				
0- 0	0- 0	0- 0	NEUTRAL	0- 0	0- 0	0- 0				

RPI 1-25				RPI 26-50				RPI 51-100				RPI 101+ Team's RPI: 124			
RPI	S	Opponent	Score	RPI	S	Opponent	Score	RPI	S	Opponent	Score	RPI	S	Opponent	Score
13	H	Gonzaga	54 79	38	A	BYU	58 83	79	A	Pacific	67 78	101	A	Idaho St.	63 65
				38	H	BYU	79 65	99	H	Loyola Marymount	95 86	117	A	Providence	47 66
				45	A	Saint Mary's (CA)	68 79					136	A	Colorado	65 80
												161	H	Portland	82 68
												183	A	Santa Clara	76 74
												183	H	Santa Clara	74 48
												229	N	Sacramento St.	113 97
												239	A	San Francisco	72 66
												239	H	San Francisco	69 50
												240	A	Hawaii	65 64
												257	A	San Diego	74 55
												257	H	San Diego	88 65
												279	N	Northern Ky.	51 46
												284	N	La Salle	55 62
												310	A	Cal Poly	70 63
												314	H	Weber St.	68 47
												343	A	Seattle U	78 64
LAST 12 Division I GAMES:															
183	A	Santa Clara	76 74	99	H	Loyola Marymount	95 86								
239	A	San Francisco	72 66	239	H	San Francisco	69 50								
38	H	BYU	79 65	183	H	Santa Clara	74 48								
257	H	San Diego	88 65	257	A	San Diego	74 55								
79	A	Pacific	67 78	38	A	BYU	58 83								
45	A	Saint Mary's (CA)	68 79	13	H	Gonzaga	54 79								

Non-Div I Games:

Pepperdine

Loss, Non-Conf, S Site, H Home A Away N Neutral

Pittsburgh

Through Games Of Feb. 10, 2019

Average RPI Win:	163	WON-LOST	WINNING	LAST 10	STRENGTH OF	OPP. STRENGTH	TEAM	ADJ.	CONF.	ADJ CONF.
Average RPI Loss:	61	RECORD	PCT. RANK	GAMES	SCHEDULE	OF SCHEDULE	RPI	RPI	RPI	RPI
DIV. I ONLY	9- 16	249	0- 1	18	37	126	126	1	1	
DIV. I NON-CONF.	9- 5	105	0- 0	63	144	86	86	1	1	
TOTALS	RPI 1-25	RPI 26-50	W-L RECORDS	RPI 51-100	RPI 101-150	RPI 150+				
9- 16	0- 6	0- 1	OVERALL	3- 6	3- 2	3- 1				
5- 9	0- 3	0- 0	HOME	1- 4	2- 2	2- 0				
2- 6	0- 3	0- 1	AWAY	1- 2	1- 0	0- 0				
2- 1	0- 0	0- 0	NEUTRAL	1- 0	0- 0	1- 1				
9- 5	0- 1	0- 0	NON-CONFERENCE	3- 2	3- 1	3- 1				
5- 3	0- 1	0- 0	HOME	1- 1	2- 1	2- 0				
2- 1	0- 0	0- 0	AWAY	1- 1	1- 0	0- 0				
2- 1	0- 0	0- 0	NEUTRAL	1- 0	0- 0	1- 1				
0- 11	0- 5	0- 1	CONFERENCE	0- 4	0- 1	0- 0				
0- 6	0- 2	0- 0	HOME	0- 3	0- 1	0- 0				
0- 5	0- 3	0- 1	AWAY	0- 1	0- 0	0- 0				
0- 0	0- 0	0- 0	NEUTRAL	0- 0	0- 0	0- 0				

RPI S Opponent Score	RPI S Opponent Score	RPI S Opponent Score	RPI S Opponent Score
1 A Notre Dame 44 100	43 A Georgia Tech 55 67	57 H Clemson 59 65	105 H Boston College 55 59
3 A Louisville 42 70		68 H West Virginia 43 77	109 H UNCW 60 56
9 H Syracuse 50 82		69 H Virginia Tech 58 74	128 H Youngstown St. 55 64
12 A NC State 34 63		73 A Duke 55 74	132 H Fordham 65 62
14 H UCF 58 61		82 N Arkansas 61 54	150 A Duquesne 66 58
22 H Miami (FL) 51 65		86 H Cincinnati 65 48	185 N Wisconsin 42 57
		88 A Northwestern 52 49	212 H Saint Francis (PA) 78 75
		92 A Georgetown 41 70	290 N Tennessee St. 78 56
		98 H Virginia 57 74	317 H New Orleans 90 38
LAST 12 Division I GAMES:			
22 H Miami (FL) 51 65	57 H Clemson 59 65		
43 A Georgia Tech 55 67	9 H Syracuse 50 82		
73 A Duke 55 74	105 H Boston College 55 59		
69 H Virginia Tech 58 74	12 A NC State 34 63		
3 A Louisville 42 70	1 Notre Dame 44 100		
98 H Virginia 57 74	150 A Duquesne 66 58		

Non-Div I Games:

Pittsburgh

■ Loss,
 ■ Non-Conf,
 S Site,
 ■ Home
 ■ Away
 N Neutral

Average RPI Win:	256	WON-LOST	WINNING	LAST 10	STRENGTH OF	OPP. STRENGTH	TEAM	ADJ.	CONF.	ADJ CONF.
Average RPI Loss:	85	RECORD	PCT. RANK	GAMES	SCHEDULE	OF SCHEDULE	RPI	RPI	RPI	RPI
DIV. I ONLY	8- 13	239	0- 0	67	161	161	161	8	8	
DIV. I NON-CONF.	6- 3	91	0- 0	165	343	121	121	7	7	
TOTALS	RPI 1-25	RPI 26-50	W-L RECORDS	RPI 51-100	RPI 101-150	RPI 150+				
8- 13	0- 2	0- 3	OVERALL	0- 4	0- 2	8- 2				
4- 5	0- 1	0- 1	HOME	0- 1	0- 0	4- 2				
4- 7	0- 1	0- 2	AWAY	0- 2	0- 2	4- 0				
0- 1	0- 0	0- 0	NEUTRAL	0- 1	0- 0	0- 0				
6- 3	0- 0	0- 0	NON-CONFERENCE	0- 1	0- 1	6- 1				
3- 1	0- 0	0- 0	HOME	0- 0	0- 0	3- 1				
3- 1	0- 0	0- 0	AWAY	0- 0	0- 1	3- 0				
0- 1	0- 0	0- 0	NEUTRAL	0- 1	0- 0	0- 0				
2- 10	0- 2	0- 3	CONFERENCE	0- 3	0- 1	2- 1				
1- 4	0- 1	0- 1	HOME	0- 1	0- 0	1- 1				
1- 6	0- 1	0- 2	AWAY	0- 2	0- 1	1- 0				
0- 0	0- 0	0- 0	NEUTRAL	0- 0	0- 0	0- 0				

RPI	S	Opponent	Score	RPI	S	Opponent	Score	RPI	S	Opponent	Score	RPI	S	Opponent	Score	Team's RPI: 161
13	A	Gonzaga	71 97	38	A	BYU	71 79	79	A	Pacific	77 87	124	A	Pepperdine	68 82	
13	H	Gonzaga	62 93	45	A	Saint Mary's (CA)	85 113	79	H	Pacific	66 76	139	A	Portland St.	79 92	
				45	H	Saint Mary's (CA)	91 98	80	N	Arizona	70 92	171	H	UC Irvine	69 84	
								99	A	Loyola Marymount	58 76	183	H	Santa Clara	66 72	
												219	H	Utah St.	61 54	
												239	H	San Francisco	78 73	
												240	A	Hawaii	72 65	
												244	H	Cal St. Fullerton	83 74	
												251	H	Air Force	79 60	
												257	A	San Diego	69 60	
												281	A	Utah Valley	65 60	
												314	A	Weber St.	89 73	
LAST 12 Division I GAMES:																
13	H	Gonzaga	62 93	257	A	San Diego	69 60									
79	A	Pacific	77 87	13	A	Gonzaga	71 97									
45	A	Saint Mary's (CA)	85 113	45	H	Saint Mary's (CA)	91 98									
239	H	San Francisco	78 73	79	H	Pacific	66 76									
183	H	Santa Clara	66 72	99	A	Loyola Marymount	58 76									
38	A	BYU	71 79	124	A	Pepperdine	68 82									

Non-Div I Games: Warner Pacific 98 63 Willamette 82 27

Portland

Loss, Non-Conf, S Site, H Home A Away N Neutral

Average RPI Win: 232	WON-LOST	WINNING	LAST 10	STRENGTH OF	OPP. STRENGTH	TEAM	ADJ.	CONF.	ADJ CONF.
Average RPI Loss: 116	RECORD	PCT. RANK	GAMES	SCHEDULE	OF SCHEDULE	RPI	RPI	RPI	RPI
DIV. I ONLY	16- 4	27	1- 0	311	196	139	139	16	16
DIV. I NON-CONF.	7- 1	30	0- 0	338	266	172	172	12	12
TOTALS	RPI 1-25	RPI 26-50	W-L RECORDS	RPI 51-100	RPI 101-150	RPI 150+			
16- 4	0- 0	0- 0	OVERALL	1- 1	2- 2	13- 1			
12- 2	0- 0	0- 0	HOME	1- 0	2- 1	9- 1			
4- 2	0- 0	0- 0	AWAY	0- 1	0- 1	4- 0			
0- 0	0- 0	0- 0	NEUTRAL	0- 0	0- 0	0- 0			
7- 1	0- 0	0- 0	NON-CONFERENCE	1- 0	0- 0	6- 1			
5- 1	0- 0	0- 0	HOME	1- 0	0- 0	4- 1			
2- 0	0- 0	0- 0	AWAY	0- 0	0- 0	2- 0			
0- 0	0- 0	0- 0	NEUTRAL	0- 0	0- 0	0- 0			
9- 3	0- 0	0- 0	CONFERENCE	0- 1	2- 2	7- 0			
7- 1	0- 0	0- 0	HOME	0- 0	2- 1	5- 0			
2- 2	0- 0	0- 0	AWAY	0- 1	0- 1	2- 0			
0- 0	0- 0	0- 0	NEUTRAL	0- 0	0- 0	0- 0			

RPI 1-25				RPI 26-50				RPI 51-100				RPI 101+				Team's RPI: 139	
RPI	S	Opponent	Score	RPI	S	Opponent	Score	RPI	S	Opponent	Score	RPI	S	Opponent	Score		
								89	A	Idaho	78	80	101	H	Idaho St.	57	58
								91	H	UC Davis	65	50	104	A	Northern Colo.	63	79
													104	H	Northern Colo.	85	66
													137	H	Montana St.	55	53
													161	H	Portland	92	79
													165	H	Montana	78	60
													171	H	UC Irvine	68	73
													197	A	Eastern Wash.	76	64
													216	H	UNLV	58	49
													229	H	Sacramento St.	74	58
													234	H	Northern Ariz.	72	55
													266	A	UTEP	89	61
													270	H	Southern Utah	63	49
													314	A	Weber St.	77	59
													314	H	Weber St.	65	38
													324	H	San Jose St.	80	51
													339	A	Grand Canyon	60	55
													343	H	Seattle U	68	43
LAST 12 Division I GAMES:																	
				104	H	Northern Colo.	85	66					234	H	Northern Ariz.	72	55
				229	H	Sacramento St.	74	58					270	H	Southern Utah	63	49
				101	H	Idaho St.	57	58					314	A	Weber St.	77	59
				314	H	Weber St.	65	38					165	H	Montana	78	60
				89	A	Idaho	78	80					137	H	Montana St.	55	53
				197	A	Eastern Wash.	76	64					104	A	Northern Colo.	63	79

Non-Div I Games: Warner Pacific 102 49

Portland St.

Average RPI Win:	285	WON-LOST	WINNING	LAST 10	STRENGTH OF	OPP. STRENGTH	TEAM	ADJ.	CONF.	ADJ CONF.
Average RPI Loss:	125	RECORD	PCT. RANK	GAMES	SCHEDULE	OF SCHEDULE	RPI	RPI	RPI	RPI
DIV. I ONLY	8- 10	208	0- 1	234	251	199	199	29	29	
DIV. I NON-CONF.	1- 7	319	0- 0	22	49	186	186	27	27	
TOTALS	RPI 1-25	RPI 26-50	W-L RECORDS	RPI 51-100	RPI 101-150	RPI 150+				
8- 10	0- 2	0- 1	OVERALL	0- 1	0- 2	8- 4				
3- 3	0- 0	0- 1	HOME	0- 0	0- 0	3- 2				
4- 7	0- 2	0- 0	AWAY	0- 1	0- 2	4- 2				
1- 0	0- 0	0- 0	NEUTRAL	0- 0	0- 0	1- 0				
1- 7	0- 2	0- 1	NON-CONFERENCE	0- 1	0- 2	1- 1				
0- 1	0- 0	0- 1	HOME	0- 0	0- 0	0- 0				
0- 6	0- 2	0- 0	AWAY	0- 1	0- 2	0- 1				
1- 0	0- 0	0- 0	NEUTRAL	0- 0	0- 0	1- 0				
7- 3	0- 0	0- 0	CONFERENCE	0- 0	0- 0	7- 3				
3- 2	0- 0	0- 0	HOME	0- 0	0- 0	3- 2				
4- 1	0- 0	0- 0	AWAY	0- 0	0- 0	4- 1				
0- 0	0- 0	0- 0	NEUTRAL	0- 0	0- 0	0- 0				

RPI 1-25				RPI 26-50				RPI 51-100				RPI 101+ Team's RPI: 199			
RPI	S	Opponent	Score	RPI	S	Opponent	Score	RPI	S	Opponent	Score	RPI	S	Opponent	Score
10	A	Iowa St.	46 94	31	H	Rice	58 68	82	A	Arkansas	44 71	102	A	Oklahoma St.	50 70
20	A	Texas A&M	57 70									136	A	Colorado	38 79
												168	A	Southern U.	55 54
												211	H	Grambling	63 64
												217	A	UTRGV	50 57
												220	A	Texas Southern	67 73
												220	H	Texas Southern	44 52
												243	H	Alabama St.	71 59
												267	N	A&M-Corpus Christi	67 59
												298	H	Jackson St.	76 57
												299	H	Alabama A&M	77 65
												309	A	Mississippi Val.	75 65
												346	A	Ark.-Pine Bluff	80 41
												350	A	Alcorn	82 61
LAST 12 Division I GAMES:															
220	A	Texas Southern	67 73	298	H	Jackson St.	76 57								
243	H	Alabama St.	71 59	220	H	Texas Southern	44 52								
299	H	Alabama A&M	77 65	350	A	Alcorn	82 61								
346	A	Ark.-Pine Bluff	80 41	168	A	Southern U.	55 54								
309	A	Mississippi Val.	75 65	20	A	Texas A&M	57 70								
211	H	Grambling	63 64	10	A	Iowa St.	46 94								

Non-Div I Games: Jarvis Christian 117 32 Arlington Baptist 105 31

Prairie View

Loss, Non-Conf, S Site, H Home A Away N Neutral

Presbyterian

Through Games Of Feb. 10, 2019

Average RPI Win:	315	WON-LOST	WINNING	LAST 10	STRENGTH OF	OPP. STRENGTH	TEAM	ADJ.	CONF.	ADJ CONF.
Average RPI Loss:	202	RECORD	PCT. RANK	GAMES	SCHEDULE	OF SCHEDULE	RPI	RPI	RPI	RPI
DIV. I ONLY	4- 18	324	0- 1	293	323	335	335	28	28	
DIV. I NON-CONF.	2- 9	297	0- 0	276	292	316	316	29	29	
TOTALS	RPI 1-25	RPI 26-50	W-L RECORDS	RPI 51-100	RPI 101-150	RPI 150+				
4- 18	0- 0	0- 0	OVERALL	0- 2	0- 4	4- 12				
3- 6	0- 0	0- 0	HOME	0- 0	0- 0	3- 6				
1- 12	0- 0	0- 0	AWAY	0- 2	0- 4	1- 6				
0- 0	0- 0	0- 0	NEUTRAL	0- 0	0- 0	0- 0				
2- 9	0- 0	0- 0	NON-CONFERENCE	0- 1	0- 3	2- 5				
1- 2	0- 0	0- 0	HOME	0- 0	0- 0	1- 2				
1- 7	0- 0	0- 0	AWAY	0- 1	0- 3	1- 3				
0- 0	0- 0	0- 0	NEUTRAL	0- 0	0- 0	0- 0				
2- 9	0- 0	0- 0	CONFERENCE	0- 1	0- 1	2- 7				
2- 4	0- 0	0- 0	HOME	0- 0	0- 0	2- 4				
0- 5	0- 0	0- 0	AWAY	0- 1	0- 1	0- 3				
0- 0	0- 0	0- 0	NEUTRAL	0- 0	0- 0	0- 0				

RPI 1-25			RPI 26-50			RPI 51-100			RPI 101+ Team's RPI: 335		
RPI	S	Opponent	Score	RPI	S	Opponent	Score	RPI	S	Opponent	Score
								61	A	Tennessee	49 97
								94	A	Radford	49 59
								103	A	Georgia	59 83
								109	A	UNCW	48 63
								133	A	High Point	40 79
								148	A	Davidson	56 83
								178	A	Vanderbilt	43 78
								190	A	Hampton	62 79
								194	H	UNC Asheville	43 52
								221	A	Furman	68 76
								241	A	Campbell	46 51
								260	H	Gardner-Webb	58 66
								263	A	Winthrop	52 55
								263	H	Winthrop	54 62
								269	A	Samford	54 75
								285	H	Wofford	61 50
								288	H	Ga. Southern	68 69
								291	A	Col. of Charleston	71 65
								304	H	South Carolina St.	48 57
								316	H	Charleston So.	55 63
								340	H	USC Upstate	70 54
								342	H	Longwood	81 66
LAST 12 Division I GAMES:											
263	H	Winthrop	54 62	260	H	Gardner-Webb	58 66				
190	A	Hampton	62 79	340	H	USC Upstate	70 54				
316	H	Charleston So.	55 63	133	A	High Point	40 79				
194	H	UNC Asheville	43 52	342	H	Longwood	81 66				
263	A	Winthrop	52 55	241	A	Campbell	46 51				
94	A	Radford	49 59	221	A	Furman	68 76				

Non-Div I Games:

Presbyterian

Loss, Non-Conf, S Site, H Home A Away N Neutral

Average RPI Win:	199	WON-LOST	WINNING	LAST 10	STRENGTH OF	OPP. STRENGTH	TEAM	ADJ.	CONF.	ADJ CONF.
Average RPI Loss:	83	RECORD	PCT. RANK	GAMES	SCHEDULE	OF SCHEDULE	RPI	RPI	RPI	RPI
DIV. I ONLY	11- 9	141	1- 0	66	120	93	93	11	11	
DIV. I NON-CONF.	8- 7	160	0- 0	53	93	74	74	11	11	
TOTALS	RPI 1-25	RPI 26-50	W-L RECORDS	RPI 51-100	RPI 101-150	RPI 150+				
11- 9	0- 1	0- 2	OVERALL	1- 3	3- 2	7- 1				
4- 3	0- 0	0- 0	HOME	1- 2	2- 1	1- 0				
7- 3	0- 0	0- 1	AWAY	0- 0	1- 1	6- 1				
0- 3	0- 1	0- 1	NEUTRAL	0- 1	0- 0	0- 0				
8- 7	0- 1	0- 2	NON-CONFERENCE	1- 1	3- 2	4- 1				
3- 1	0- 0	0- 0	HOME	1- 0	2- 1	0- 0				
5- 3	0- 0	0- 1	AWAY	0- 0	1- 1	4- 1				
0- 3	0- 1	0- 1	NEUTRAL	0- 1	0- 0	0- 0				
3- 2	0- 0	0- 0	CONFERENCE	0- 2	0- 0	3- 0				
1- 2	0- 0	0- 0	HOME	0- 2	0- 0	1- 0				
2- 0	0- 0	0- 0	AWAY	0- 0	0- 0	2- 0				
0- 0	0- 0	0- 0	NEUTRAL	0- 0	0- 0	0- 0				

RPI S	Opponent	Score	RPI S	Opponent	Score	RPI S	Opponent	Score	RPI S	Opponent	Score
9 N	Syracuse	61 92	34 N	DePaul	67 82	54 N	Kansas St.	61 80	106 A	Hartford	75 38
			41 A	Villanova	46 67	66 H	Quinnipiac	54 42	120 H	Seton Hall	66 70
						72 H	Penn	60 66	130 A	Penn St.	71 79
						74 H	Yale	86 96	146 H	Marist	60 57
									148 H	Davidson	65 57
									177 A	Rider	89 65
									209 A	George Washington	49 64
									215 A	Monmouth	79 47
									227 H	Brown	93 74
									258 A	St. Francis Brooklyn	83 64
									264 A	Columbia	79 64
									273 A	Cornell	75 46
									311 A	New Hampshire	90 42
LAST 12 Division I GAMES:											
227 H	Brown	93 74	106 A	Hartford	75 38						
74 H	Yale	86 96	258 A	St. Francis Brooklyn	83 64						
273 A	Cornell	75 46	146 H	Marist	60 57						
264 A	Columbia	79 64	215 A	Monmouth	79 47						
72 H	Penn	60 66	66 H	Quinnipiac	54 42						
311 A	New Hampshire	90 42	148 H	Davidson	65 57						

Non-Div I Games:

Princeton

■ Loss,
■ Non-Conf, S Site,
■ Home
■ Away
N Neutral

Providence

Through Games Of Feb. 10, 2019

Average RPI Win:	166	WON-LOST	WINNING	LAST 10	STRENGTH OF	OPP. STRENGTH	TEAM	ADJ.	CONF.	ADJ CONF.
Average RPI Loss:	91	RECORD	PCT. RANK	GAMES	SCHEDULE	OF SCHEDULE	RPI	RPI	RPI	RPI
DIV. I ONLY	14- 11	139	1- 0	108	70	117	117	6	6	
DIV. I NON-CONF.	8- 4	91	1- 0	236	174	151	151	4	4	
TOTALS	RPI 1-25	RPI 26-50	W-L RECORDS	RPI 51-100	RPI 101-150	RPI 150+				
14- 11	0- 1	2- 2	OVERALL	1- 4	5- 3	6- 1				
9- 4	0- 0	2- 0	HOME	1- 3	2- 1	4- 0				
4- 7	0- 1	0- 2	AWAY	0- 1	3- 2	1- 1				
1- 0	0- 0	0- 0	NEUTRAL	0- 0	0- 0	1- 0				
8- 4	0- 0	0- 0	NON-CONFERENCE	1- 2	2- 1	5- 1				
5- 2	0- 0	0- 0	HOME	1- 2	1- 0	3- 0				
2- 2	0- 0	0- 0	AWAY	0- 0	1- 1	1- 1				
1- 0	0- 0	0- 0	NEUTRAL	0- 0	0- 0	1- 0				
6- 7	0- 1	2- 2	CONFERENCE	0- 2	3- 2	1- 0				
4- 2	0- 0	2- 0	HOME	0- 1	1- 1	1- 0				
2- 5	0- 1	0- 2	AWAY	0- 1	2- 1	0- 0				
0- 0	0- 0	0- 0	NEUTRAL	0- 0	0- 0	0- 0				

RPI S Opponent	Score	RPI S Opponent	Score	RPI S Opponent	Score	RPI S Opponent	Score	Team's RPI: 117
8 A Marquette	46 85	34 A DePaul	62 88	66 H Quinnipiac	44 48	105 A Boston College	61 57	
		41 A Villanova	33 53	74 H Yale	59 42	110 A St. John's (NY)	67 66	
		41 H Villanova	67 61	78 H Northeastern	59 65	110 H St. John's (NY)	57 60	
		44 H Butler	74 68	92 A Georgetown	56 61	116 A Creighton	77 63	
				92 H Georgetown	52 68	120 A Seton Hall	73 79	
						120 H Seton Hall	82 75	
						124 H Pepperdine	66 47	
						130 A Penn St.	72 74	
						173 H Xavier	71 58	
						223 H Sacred Heart	62 52	
						228 A Rhode Island	65 72	
						279 H Northern Ky.	48 43	
						284 H La Salle	77 47	
						305 N Bryant	72 64	
						320 A UMass Lowell	71 47	
LAST 12 Division I GAMES:								
305 N Bryant	72 64	173 H Xavier	71 58					
110 H St. John's (NY)	57 60	44 H Butler	74 68					
120 H Seton Hall	82 75	120 A Seton Hall	73 79					
92 A Georgetown	56 61	110 A St. John's (NY)	67 66					
41 A Villanova	33 53	41 H Villanova	67 61					
116 A Creighton	77 63	92 H Georgetown	52 68					

Non-Div I Games:

Providence

■ Loss,
 ■ Non-Conf,
 ■ S Site,
 ■ H Home
 ■ A Away
 N Neutral

Average RPI Win:	273	WON-LOST	WINNING	LAST 10	STRENGTH OF	OPP. STRENGTH	TEAM	ADJ.	CONF.	ADJ CONF.
Average RPI Loss:	189	RECORD	PCT. RANK	GAMES	SCHEDULE	OF SCHEDULE	RPI	RPI	RPI	RPI
DIV. I ONLY	3- 17	331	0- 1	286	241	334	334	18	18	
DIV. I NON-CONF.	1- 8	322	0- 0	337	298	347	347	17	17	
TOTALS	RPI 1-25	RPI 26-50	W-L RECORDS	RPI 51-100	RPI 101-150	RPI 150+				
3- 17	0- 0	0- 3	OVERALL	0- 1	0- 0	3- 13				
2- 7	0- 0	0- 2	HOME	0- 0	0- 0	2- 5				
1- 10	0- 0	0- 1	AWAY	0- 1	0- 0	1- 8				
0- 0	0- 0	0- 0	NEUTRAL	0- 0	0- 0	0- 0				
1- 8	0- 0	0- 0	NON-CONFERENCE	0- 1	0- 0	1- 7				
0- 3	0- 0	0- 0	HOME	0- 0	0- 0	0- 3				
1- 5	0- 0	0- 0	AWAY	0- 1	0- 0	1- 4				
0- 0	0- 0	0- 0	NEUTRAL	0- 0	0- 0	0- 0				
2- 9	0- 0	0- 3	CONFERENCE	0- 0	0- 0	2- 6				
2- 4	0- 0	0- 2	HOME	0- 0	0- 0	2- 2				
0- 5	0- 0	0- 1	AWAY	0- 0	0- 0	0- 4				
0- 0	0- 0	0- 0	NEUTRAL	0- 0	0- 0	0- 0				

RPI S	Opponent	Score	RPI S	Opponent	Score	RPI S	Opponent	Score	RPI S	Opponent	Score	Team's RPI: 334
			28	H South Dakota St.	52 85	51	A Purdue	44 78	169	H Denver	70 55	
			39	A South Dakota	51 69				176	A Oral Roberts	56 66	
			39	H South Dakota	49 71				176	H Oral Roberts	61 72	
									184	H Eastern Mich.	72 87	
									192	A Milwaukee	48 70	
									214	A Western Ill.	59 73	
									214	H Western Ill.	61 90	
									224	A North Dakota	60 79	
									249	A Loyola Chicago	67 81	
									256	H SIUE	49 57	
									270	A Eastern Ill.	63 72	
									283	A Western Mich.	61 69	
									292	H Valparaiso	64 68	
									315	H Omaha	56 48	
									319	A North Dakota St.	54 70	
									336	A Evansville	72 66	
LAST 12 Division I GAMES:												
214	H Western Ill.	61 90	39	A South Dakota	51 69							
39	H South Dakota	49 71	176	H Oral Roberts	61 72							
176	A Oral Roberts	56 66	28	H South Dakota St.	52 85							
169	H Denver	70 55	224	A North Dakota	60 79							
315	H Omaha	56 48	319	A North Dakota St.	54 70							
214	A Western Ill.	59 73	292	H Valparaiso	64 68							

Non-Div I Games: Taylor (IN) 84 74 Goshen 86 45 Ind.-Kokomo 87 50

Quinnipiac

Through Games Of Feb. 10, 2019

Average RPI Win:	220	WON-LOST	WINNING	LAST 10	STRENGTH OF	OPP. STRENGTH	TEAM	ADJ.	CONF.	ADJ CONF.
Average RPI Loss:	40	RECORD	PCT. RANK	GAMES	SCHEDULE	OF SCHEDULE	RPI	RPI	RPI	RPI
DIV. I ONLY	17- 6	52	1- 0	112	158	66	66	26	26	
DIV. I NON-CONF.	5- 6	177	1- 0	21	11	58	58	28	28	
TOTALS	RPI 1-25	RPI 26-50	W-L RECORDS	RPI 51-100	RPI 101-150	RPI 150+				
17- 6	0- 1	0- 4	OVERALL	2- 1	2- 0	13- 0				
8- 2	0- 1	0- 1	HOME	0- 0	0- 0	8- 0				
8- 2	0- 0	0- 1	AWAY	2- 1	2- 0	4- 0				
1- 2	0- 0	0- 2	NEUTRAL	0- 0	0- 0	1- 0				
5- 6	0- 1	0- 4	NON-CONFERENCE	2- 1	1- 0	2- 0				
1- 2	0- 1	0- 1	HOME	0- 0	0- 0	1- 0				
3- 2	0- 0	0- 1	AWAY	2- 1	1- 0	0- 0				
1- 2	0- 0	0- 2	NEUTRAL	0- 0	0- 0	1- 0				
12- 0	0- 0	0- 0	CONFERENCE	0- 0	1- 0	11- 0				
7- 0	0- 0	0- 0	HOME	0- 0	0- 0	7- 0				
5- 0	0- 0	0- 0	AWAY	0- 0	1- 0	4- 0				
0- 0	0- 0	0- 0	NEUTRAL	0- 0	0- 0	0- 0				

RPI 1-25				RPI 26-50				RPI 51-100				RPI 101+			
RPI	S	Opponent	Score	RPI	S	Opponent	Score	RPI	S	Opponent	Score	RPI	S	Opponent	Score
14	H	UCF	45 47	26	H	Central Mich.	52 67	77	A	Drexel	56 52	117	A	Providence	48 44
				29	N	Texas	55 56	84	A	Harvard	72 67	146	A	Marist	76 69
				33	N	Missouri	51 65	93	A	Princeton	42 54	177	H	Rider	72 56
				46	A	Bucknell	58 75					182	N	Ball St.	69 66
												215	A	Monmouth	58 46
												215	H	Monmouth	67 38
												235	A	Niagara	96 55
												235	H	Niagara	62 42
												255	H	Richmond	65 48
												278	H	Siena	68 31
												280	A	Canisius	55 42
												280	H	Canisius	68 51
												308	H	Fairfield	81 36
												328	H	Saint Peter's	90 45
												331	A	Iona	76 39
LAST 12 Division I GAMES:															
182	N	Ball St.	69 66	331	A	Iona	76 39								
33	N	Missouri	51 65	278	H	Siena	68 31								
280	H	Canisius	68 51	280	A	Canisius	55 42								
235	H	Niagara	62 42	235	A	Niagara	96 55								
177	H	Rider	72 56	215	H	Monmouth	67 38								
215	A	Monmouth	58 46	146	A	Marist	76 69								

Non-Div I Games:

Quinnipiac

Average RPI Win: 232	WON-LOST	WINNING	LAST 10	STRENGTH OF	OPP. STRENGTH	TEAM	ADJ.	CONF.	ADJ CONF.
Average RPI Loss: 122	RECORD	PCT. RANK	GAMES	SCHEDULE	OF SCHEDULE	RPI	RPI	RPI	RPI
DIV. I ONLY	15- 6	66	1- 0	188	256	94	94	28	28
DIV. I NON-CONF.	5- 5	162	0- 0	107	98	112	112	29	29
TOTALS	RPI 1-25	RPI 26-50	W-L RECORDS	RPI 51-100	RPI 101-150	RPI 150+			
15- 6	0- 1	0- 0	OVERALL	1- 2	3- 1	11- 2			
7- 1	0- 0	0- 0	HOME	0- 0	1- 1	6- 0			
7- 4	0- 1	0- 0	AWAY	1- 1	2- 0	4- 2			
1- 1	0- 0	0- 0	NEUTRAL	0- 1	0- 0	1- 0			
5- 5	0- 1	0- 0	NON-CONFERENCE	1- 2	1- 1	3- 1			
2- 1	0- 0	0- 0	HOME	0- 0	0- 1	2- 0			
2- 3	0- 1	0- 0	AWAY	1- 1	1- 0	0- 1			
1- 1	0- 0	0- 0	NEUTRAL	0- 1	0- 0	1- 0			
10- 1	0- 0	0- 0	CONFERENCE	0- 0	2- 0	8- 1			
5- 0	0- 0	0- 0	HOME	0- 0	1- 0	4- 0			
5- 1	0- 0	0- 0	AWAY	0- 0	1- 0	4- 1			
0- 0	0- 0	0- 0	NEUTRAL	0- 0	0- 0	0- 0			

RPI 1-25				RPI 26-50				RPI 51-100 Team's RPI: 94				RPI 101+			
RPI	S	Opponent	Score	RPI	S	Opponent	Score	RPI	S	Opponent	Score	RPI	S	Opponent	Score
12	A	NC State	58 75					69	A	Virginia Tech	44 55	112	A	VCU	54 49
								96	N	Nebraska	39 77	121	H	Morehead St.	72 79
								98	A	Virginia	57 44	133	A	High Point	84 79
												133	H	High Point	80 58
												170	N	Temple	56 50
												190	A	Hampton	54 68
												194	H	UNC Asheville	60 46
												241	A	Campbell	56 52
												245	A	Mt. St. Mary's	77 89
												246	H	ETSU	79 64
												260	H	Gardner-Webb	79 69
												263	H	Winthrop	70 49
												304	H	South Carolina St.	61 31
												316	A	Charleston So.	67 41
												335	H	Presbyterian	59 49
												340	A	USC Upstate	82 41
												342	A	Longwood	68 34
LAST 12 Division I GAMES:															
133	A	High Point	84 79	316	A	Charleston So.	67 41								
260	H	Gardner-Webb	79 69	263	H	Winthrop	70 49								
340	A	USC Upstate	82 41	190	A	Hampton	54 68								
241	A	Campbell	56 52	133	H	High Point	80 58								
335	H	Presbyterian	59 49	194	H	UNC Asheville	60 46								
342	A	Longwood	68 34	245	A	Mt. St. Mary's	77 89								

Non-Div I Games: Shepherd 60 46

Radford

Rhode Island

Through Games Of Feb. 10, 2019

Average RPI Win:	216	WON-LOST	WINNING	LAST 10	STRENGTH OF	OPP. STRENGTH	TEAM	ADJ.	CONF.	ADJ CONF.
Average RPI Loss:	144	RECORD	PCT. RANK	GAMES	SCHEDULE	OF SCHEDULE	RPI	RPI	RPI	RPI
DIV. I ONLY	7- 16	274	1- 0	138	177	228	228	17	17	
DIV. I NON-CONF.	5- 7	206	1- 0	75	183	154	154	16	16	
TOTALS	RPI 1-25	RPI 26-50	W-L RECORDS	RPI 51-100	RPI 101-150	RPI 150+				
7- 16	0- 0	0- 1	OVERALL	0- 2	1- 7	6- 6				
3- 8	0- 0	0- 0	HOME	0- 1	1- 5	2- 2				
4- 8	0- 0	0- 1	AWAY	0- 1	0- 2	4- 4				
0- 0	0- 0	0- 0	NEUTRAL	0- 0	0- 0	0- 0				
5- 7	0- 0	0- 1	NON-CONFERENCE	0- 2	1- 3	4- 1				
3- 3	0- 0	0- 0	HOME	0- 1	1- 2	2- 0				
2- 4	0- 0	0- 1	AWAY	0- 1	0- 1	2- 1				
0- 0	0- 0	0- 0	NEUTRAL	0- 0	0- 0	0- 0				
2- 9	0- 0	0- 0	CONFERENCE	0- 0	0- 4	2- 5				
0- 5	0- 0	0- 0	HOME	0- 0	0- 3	0- 2				
2- 4	0- 0	0- 0	AWAY	0- 0	0- 1	2- 3				
0- 0	0- 0	0- 0	NEUTRAL	0- 0	0- 0	0- 0				

RPI	S	Opponent	Score	RPI	S	Opponent	Score	RPI	S	Opponent	Score	RPI	S	Opponent	Score	Team's RPI: 228
27	A	Kentucky	52	75	57	A	Clemson	67	80	105	H	Boston College	64	88		
					84	H	Harvard	47	80	106	H	Hartford	51	65		
										111	A	Minnesota	71	91		
										112	A	VCU	39	74		
										113	H	Dayton	62	74		
										117	H	Providence	72	65		
										132	H	Fordham	38	56		
										148	H	Davidson	67	77		
										195	A	Saint Louis	68	56		
										196	A	Massachusetts	34	56		
										203	A	George Mason	69	75		
										208	A	Holy Cross	65	73		
										209	H	George Washington	59	64		
										210	H	St. Bonaventure	68	84		
										218	A	Robert Morris	46	41		
										224	H	North Dakota	77	63		
										227	H	Brown	72	67		
										255	A	Richmond	66	60		
										277	A	Vermont	61	58		
										284	A	La Salle	71	77		
LAST 12 Division I GAMES:																
227	H	Brown	72	67	132	H	Fordham	38	56							
196	A	Massachusetts	34	56	112	A	VCU	39	74							
284	A	La Salle	71	77	195	A	Saint Louis	68	56							
113	H	Dayton	62	74	148	H	Davidson	67	77							
210	H	St. Bonaventure	68	84	209	H	George Washington	59	64							
203	A	George Mason	69	75	255	A	Richmond	66	60							

Non-Div I Games:

Rhode Island

■ Loss,
■ Non-Conf,
■ S Site,
■ H Home
■ A Away
N Neutral

Average RPI Win:	192	WON-LOST	WINNING	LAST 10	STRENGTH OF	OPP. STRENGTH	TEAM	ADJ.	CONF.	ADJ CONF.
Average RPI Loss:	27	RECORD	PCT. RANK	GAMES	SCHEDULE	OF SCHEDULE	RPI	RPI	RPI	RPI
DIV. I ONLY	20- 3	12	1- 0	146	123	31	31	14	14	
DIV. I NON-CONF.	9- 3	61	0- 0	234	88	79	79	19	19	
TOTALS	RPI 1-25	RPI 26-50	W-L RECORDS	RPI 51-100	RPI 101-150	RPI 150+				
20- 3	0- 2	0- 1	OVERALL	3- 0	2- 0	15- 0				
10- 0	0- 0	0- 0	HOME	1- 0	0- 0	9- 0				
9- 2	0- 1	0- 1	AWAY	2- 0	2- 0	5- 0				
1- 1	0- 1	0- 0	NEUTRAL	0- 0	0- 0	1- 0				
9- 3	0- 2	0- 1	NON-CONFERENCE	1- 0	0- 0	8- 0				
5- 0	0- 0	0- 0	HOME	0- 0	0- 0	5- 0				
3- 2	0- 1	0- 1	AWAY	1- 0	0- 0	2- 0				
1- 1	0- 1	0- 0	NEUTRAL	0- 0	0- 0	1- 0				
11- 0	0- 0	0- 0	CONFERENCE	2- 0	2- 0	7- 0				
5- 0	0- 0	0- 0	HOME	1- 0	0- 0	4- 0				
6- 0	0- 0	0- 0	AWAY	1- 0	2- 0	3- 0				
0- 0	0- 0	0- 0	NEUTRAL	0- 0	0- 0	0- 0				

RPI 1-25				RPI 26-50				Team's RPI: 31	RPI 51-100				RPI 101+			
RPI	S	Opponent	Score	RPI	S	Opponent	Score		RPI	S	Opponent	Score	RPI	S	Opponent	Score
20	A	Texas A&M	54 65	37	A	UCLA	50 59		58	A	Middle Tenn.	60 47	125	A	UAB	55 43
25	N	North Carolina	50 71						60	A	Little Rock	79 65	127	A	Western Ky.	68 46
									71	H	Old Dominion	48 42	152	A	Louisiana Tech	61 51
													153	H	Charlotte	61 51
													157	H	Georgia St.	66 49
													172	H	North Texas	64 52
													188	N	Coastal Caro.	56 52
													193	A	Southern Miss.	58 47
													199	A	Prairie View	68 58
													205	H	SMU	66 52
													220	H	Texas Southern	76 71
													225	A	Marshall	79 67
													266	H	UTEP	76 42
													296	H	UTSA	85 54
													317	H	New Orleans	67 56
													318	A	Incarnate Word	74 63
													330	H	McNeese	93 65
LAST 12 Division I GAMES:																
225	A	Marshall	79 67	172	H	North Texas	64 52		266	H	UTEP	76 42				
127	A	Western Ky.	68 46						296	H	UTSA	85 54				
71	H	Old Dominion	48 42						152	A	Louisiana Tech	61 51				
153	H	Charlotte	61 51						193	A	Southern Miss.	58 47				
125	A	UAB	55 43						318	A	Incarnate Word	74 63				
58	A	Middle Tenn.	60 47													

Non-Div I Games:

Rice

■ Loss,
 ■ Non-Conf, S Site,
 ■ Home
 ■ Away
 N Neutral

Average RPI Win: 242		WON-LOST	WINNING	LAST 10	STRENGTH OF	OPP. STRENGTH	TEAM	ADJ.	CONF.	ADJ CONF.
Average RPI Loss: 131		RECORD	PCT. RANK	GAMES	SCHEDULE	OF SCHEDULE	RPI	RPI	RPI	RPI
DIV. I ONLY		6- 17	296	0- 1	104	163	255	255	17	17
DIV. I NON-CONF.		3- 10	278	0- 0	105	132	264	264	16	16
TOTALS		RPI 1-25	RPI 26-50	W-L RECORDS	RPI 51-100	RPI 101-150	RPI 150+			
6- 17	0- 1		0- 1	OVERALL	0- 4	0- 7	6- 4			
5- 6	0- 0		0- 1	HOME	0- 2	0- 1	5- 2			
1- 10	0- 1		0- 0	AWAY	0- 1	0- 6	1- 2			
0- 1	0- 0		0- 0	NEUTRAL	0- 1	0- 0	0- 0			
3- 10	0- 1		0- 1	NON-CONFERENCE	0- 4	0- 1	3- 3			
3- 4	0- 0		0- 1	HOME	0- 2	0- 0	3- 1			
0- 5	0- 1		0- 0	AWAY	0- 1	0- 1	0- 2			
0- 1	0- 0		0- 0	NEUTRAL	0- 1	0- 0	0- 0			
3- 7	0- 0		0- 0	CONFERENCE	0- 0	0- 6	3- 1			
2- 2	0- 0		0- 0	HOME	0- 0	0- 1	2- 1			
1- 5	0- 0		0- 0	AWAY	0- 0	0- 5	1- 0			
0- 0	0- 0		0- 0	NEUTRAL	0- 0	0- 0	0- 0			

RPI 1-25				RPI 26-50				RPI 51-100				RPI 101+				Team's RPI: 255	
RPI	S	Opponent	Score	RPI	S	Opponent	Score	RPI	S	Opponent	Score	RPI	S	Opponent	Score		
14	A	UCF	48 70	32	H	Ohio	58 109	66	A	Quinnipiac	48 65	112	A	VCU	37 58		
								69	N	Virginia Tech	57 85	112	H	VCU	43 68		
								77	H	Drexel	35 58	113	A	Dayton	50 71		
								92	H	Georgetown	53 73	118	A	Wake Forest	48 62		
												132	A	Fordham	48 60		
												148	A	Davidson	55 78		
												150	A	Duquesne	54 80		
												163	A	William & Mary	55 65		
												179	H	UMES	57 55		
												196	H	Massachusetts	62 58		
												226	H	Howard	67 60		
												228	H	Rhode Island	60 66		
												253	H	Saint Joseph's	46 45		
												284	A	La Salle	74 60		
												294	A	Fla. Atlantic	55 69		
												308	H	Fairfield	40 58		
												313	H	UNC Greensboro	59 48		
LAST 12 Division I GAMES:																	
				112	A	VCU	37 58	148	A	Davidson	55 78						
				113	A	Dayton	50 71	112	H	VCU	43 68						
				196	H	Massachusetts	62 58	132	A	Fordham	48 60						
				284	A	La Salle	74 60	228	H	Rhode Island	60 66						
				253	H	Saint Joseph's	46 45	313	H	UNC Greensboro	59 48						
				150	A	Duquesne	54 80	77	H	Drexel	35 58						

Non-Div I Games:

Richmond

Loss, Non-Conf, S Site, H Home A Away N Neutral

Average RPI Win: 258	WON-LOST	WINNING	LAST 10	STRENGTH OF	OPP. STRENGTH	TEAM	ADJ.	CONF.	ADJ CONF.
Average RPI Loss: 153	RECORD	PCT. RANK	GAMES	SCHEDULE	OF SCHEDULE	RPI	RPI	RPI	RPI
DIV. I ONLY	13- 9	123	0- 1	252	247	177	177	26	26
DIV. I NON-CONF.	4- 7	228	0- 1	254	190	260	260	28	28
TOTALS	RPI 1-25	RPI 26-50	W-L RECORDS	RPI 51-100	RPI 101-150	RPI 150+			
13- 9	0- 0	0- 1	OVERALL	0- 3	2- 1	11- 4			
6- 4	0- 0	0- 0	HOME	0- 2	1- 0	5- 2			
7- 4	0- 0	0- 1	AWAY	0- 1	1- 0	6- 2			
0- 1	0- 0	0- 0	NEUTRAL	0- 0	0- 1	0- 0			
4- 7	0- 0	0- 1	NON-CONFERENCE	0- 2	0- 1	4- 3			
2- 3	0- 0	0- 0	HOME	0- 2	0- 0	2- 1			
2- 3	0- 0	0- 1	AWAY	0- 0	0- 0	2- 2			
0- 1	0- 0	0- 0	NEUTRAL	0- 0	0- 1	0- 0			
9- 2	0- 0	0- 0	CONFERENCE	0- 1	2- 0	7- 1			
4- 1	0- 0	0- 0	HOME	0- 0	1- 0	3- 1			
5- 1	0- 0	0- 0	AWAY	0- 1	1- 0	4- 0			
0- 0	0- 0	0- 0	NEUTRAL	0- 0	0- 0	0- 0			

RPI S	Opponent	Score	RPI S	Opponent	Score	RPI S	Opponent	Score	RPI S	Opponent	Score	Team's RPI: 177
46	A Bucknell	59 80	66	A Quinnipiac	56 72	105	N Boston College	61 112	146	A Marist	68 58	
			92	H Georgetown	49 79	146	H Marist	70 64	206	H Navy	60 66	
			93	H Princeton	65 89	208	A Holy Cross	61 71	215	A Monmouth	55 43	
						215	H Monmouth	65 50	245	H Mt. St. Mary's	85 67	
						253	A Saint Joseph's	56 54	265	A Binghamton	62 57	
						277	A Vermont	49 54	278	A Siena	55 52	
						280	H Canisius	49 62	306	A Manhattan	73 63	
						308	H Fairfield	62 59	321	H NJIT	67 46	
						328	H Saint Peter's	60 38	331	A Iona	66 58	
LAST 12 Division I GAMES:												
105	N Boston College	61 112	306	A Manhattan	73 63							
146	H Marist	70 64	328	H Saint Peter's	60 38							
215	H Monmouth	65 50	331	A Iona	66 58							
66	A Quinnipiac	56 72	278	A Siena	55 52							
146	A Marist	68 58	215	A Monmouth	55 43							
280	H Canisius	49 62	308	H Fairfield	62 59							

Non-Div I Games:

Rider

Average RPI Win:	303	WON-LOST	WINNING	LAST 10	STRENGTH OF	OPP. STRENGTH	TEAM	ADJ.	CONF.	ADJ CONF.
Average RPI Loss:	128	RECORD	PCT. RANK	GAMES	SCHEDULE	OF SCHEDULE	RPI	RPI	RPI	RPI
DIV. I ONLY	12- 8	118	0- 1	321	289	218	218	31	31	
DIV. I NON-CONF.	2- 8	293	0- 1	262	73	319	319	31	31	
TOTALS	RPI 1-25	RPI 26-50	W-L RECORDS	RPI 51-100	RPI 101-150	RPI 150+				
12- 8	0- 1	0- 1	OVERALL	0- 2	0- 1	12- 3				
7- 3	0- 0	0- 1	HOME	0- 1	0- 0	7- 1				
5- 4	0- 1	0- 0	AWAY	0- 1	0- 1	5- 1				
0- 1	0- 0	0- 0	NEUTRAL	0- 0	0- 0	0- 1				
2- 8	0- 1	0- 1	NON-CONFERENCE	0- 2	0- 1	2- 3				
2- 3	0- 0	0- 1	HOME	0- 1	0- 0	2- 1				
0- 4	0- 1	0- 0	AWAY	0- 1	0- 1	0- 1				
0- 1	0- 0	0- 0	NEUTRAL	0- 0	0- 0	0- 1				
10- 0	0- 0	0- 0	CONFERENCE	0- 0	0- 0	10- 0				
5- 0	0- 0	0- 0	HOME	0- 0	0- 0	5- 0				
5- 0	0- 0	0- 0	AWAY	0- 0	0- 0	5- 0				
0- 0	0- 0	0- 0	NEUTRAL	0- 0	0- 0	0- 0				

RPI 1-25				RPI 26-50				RPI 51-100				RPI 101+ Team's RPI: 218			
RPI	S	Opponent	Score	RPI	S	Opponent	Score	RPI	S	Opponent	Score	RPI	S	Opponent	Score
11	A	Iowa	63 92	36	H	James Madison	36 59	85	H	Kent St.	46 54	128	A	Youngstown St.	59 69
								99	A	Loyola Marymount	53 61	205	N	SMU	55 60
												223	H	Sacred Heart	64 46
												228	H	Rhode Island	41 46
												232	A	Bowling Green	60 61
												245	H	Mt. St. Mary's	70 58
												258	A	St. Francis Brooklyn	75 56
												284	H	La Salle	67 39
												303	A	Central Conn. St.	64 57
												305	A	Bryant	60 57
												305	H	Bryant	59 56
												323	H	Wagner	69 46
												344	A	Fairleigh Dickinson	63 43
												344	H	Fairleigh Dickinson	71 49
												345	H	Delaware St.	64 63
												351	A	LIU Brooklyn	89 37
LAST 12 Division I GAMES:															
				99	A	Loyola Marymount	53 61	305	A	Bryant	60 57				
				305	H	Bryant	59 56	351	A	LIU Brooklyn	89 37				
				344	A	Fairleigh Dickinson	63 43	258	A	St. Francis Brooklyn	75 56				
				223	H	Sacred Heart	64 46	344	H	Fairleigh Dickinson	71 49				
				323	H	Wagner	69 46	245	H	Mt. St. Mary's	70 58				
				303	A	Central Conn. St.	64 57	36	H	James Madison	36 59				

Non-Div I Games: Pitt.-Johnstown 73 53

Robert Morris

■ Loss,
 ■ Non-Conf,
 ■ S Site,
 ■ H Home
 ■ A Away
 N Neutral

Average RPI Win:	134	WON-LOST	WINNING	LAST 10	STRENGTH OF	OPP. STRENGTH	TEAM	ADJ.	CONF.	ADJ CONF.
Average RPI Loss:	40	RECORD	PCT. RANK	GAMES	SCHEDULE	OF SCHEDULE	RPI	RPI	RPI	RPI
DIV. I ONLY	17- 6	52	1- 0	19	56	19	19	4	4	
DIV. I NON-CONF.	8- 3	72	1- 1	64	112	47	47	6	6	
TOTALS	RPI 1-25	RPI 26-50	W-L RECORDS	RPI 51-100	RPI 101-150	RPI 150+				
17- 6	2- 4	1- 0	OVERALL	5- 1	2- 1	7- 0				
11- 1	1- 1	1- 0	HOME	3- 0	1- 0	5- 0				
5- 3	1- 1	0- 0	AWAY	2- 1	1- 1	1- 0				
1- 2	0- 2	0- 0	NEUTRAL	0- 0	0- 0	1- 0				
8- 3	0- 2	0- 0	NON-CONFERENCE	2- 1	0- 0	6- 0				
6- 0	0- 0	0- 0	HOME	1- 0	0- 0	5- 0				
1- 1	0- 0	0- 0	AWAY	1- 1	0- 0	0- 0				
1- 2	0- 2	0- 0	NEUTRAL	0- 0	0- 0	1- 0				
9- 3	2- 2	1- 0	CONFERENCE	3- 0	2- 1	1- 0				
5- 1	1- 1	1- 0	HOME	2- 0	1- 0	0- 0				
4- 2	1- 1	0- 0	AWAY	1- 0	1- 1	1- 0				
0- 0	0- 0	0- 0	NEUTRAL	0- 0	0- 0	0- 0				

RPI	S	Opponent	Score	RPI	S	Opponent	Score	RPI	S	Opponent	Score	RPI	S	Opponent	Score
11	A	Iowa	66 72	40	H	Indiana	69 64	51	H	Purdue	65 63	111	A	Minnesota	46 60
13	N	Gonzaga	40 57					55	H	LSU	57 43	130	A	Penn St.	69 61
17	A	Maryland	73 65					69	A	Virginia Tech	51 67	130	H	Penn St.	74 61
17	H	Maryland	48 62					84	A	Harvard	60 49	159	H	Stony Brook	61 47
21	N	Drake	59 69					88	H	Northwestern	45 41	186	A	Illinois	71 60
23	H	Michigan St.	76 62					96	A	Nebraska	62 56	212	H	Saint Francis (PA)	96 52
												227	H	Brown	73 52
												238	H	Albany (NY)	65 39
												246	N	ETSU	68 44
												303	H	Central Conn. St.	73 44
LAST 12 Division I GAMES:															
246	N	ETSU	68 44	11	A	Iowa	66 72								
13	N	Gonzaga	40 57	23	H	Michigan St.	76 62								
17	H	Maryland	48 62	51	H	Purdue	65 63								
111	A	Minnesota	46 60	96	A	Nebraska	62 56								
40	H	Indiana	69 64	186	A	Illinois	71 60								
130	A	Penn St.	69 61	130	H	Penn St.	74 61								

Non-Div I Games:

Rutgers

■ Loss,
■ Non-Conf, S Site,
■ Home
■ Away
N Neutral

Average RPI Win:	220	WON-LOST	WINNING	LAST 10	STRENGTH OF	OPP. STRENGTH	TEAM	ADJ.	CONF.	ADJ CONF.
Average RPI Loss:	68	RECORD	PCT. RANK	GAMES	SCHEDULE	OF SCHEDULE	RPI	RPI	RPI	RPI
DIV. I ONLY	16- 3	17	0- 1	190	252	53	53	25	25	
DIV. I NON-CONF.	6- 3	91	0- 1	49	145	48	48	23	23	
TOTALS	RPI 1-25	RPI 26-50	W-L RECORDS	RPI 51-100	RPI 101-150	RPI 150+				
16- 3	0- 1	0- 1	OVERALL	2- 0	2- 1	12- 0				
10- 0	0- 0	0- 0	HOME	2- 0	2- 0	6- 0				
5- 3	0- 1	0- 1	AWAY	0- 0	0- 1	5- 0				
1- 0	0- 0	0- 0	NEUTRAL	0- 0	0- 0	1- 0				
6- 3	0- 1	0- 1	NON-CONFERENCE	1- 0	2- 1	3- 0				
5- 0	0- 0	0- 0	HOME	1- 0	2- 0	2- 0				
0- 3	0- 1	0- 1	AWAY	0- 0	0- 1	0- 0				
1- 0	0- 0	0- 0	NEUTRAL	0- 0	0- 0	1- 0				
10- 0	0- 0	0- 0	CONFERENCE	1- 0	0- 0	9- 0				
5- 0	0- 0	0- 0	HOME	1- 0	0- 0	4- 0				
5- 0	0- 0	0- 0	AWAY	0- 0	0- 0	5- 0				
0- 0	0- 0	0- 0	NEUTRAL	0- 0	0- 0	0- 0				

RPI 1-25				RPI 26-50				RPI 51-100 Team's RPI: 53				RPI 101+			
RPI	S	Opponent	Score	RPI	S	Opponent	Score	RPI	S	Opponent	Score	RPI	S	Opponent	Score
22	A	Miami (FL)	60 81	48	A	New Mexico	33 74	59	H	Lamar University	70 58	135	A	Texas Tech	69 77
								74	H	Yale	67 57	137	H	Montana St.	60 53
												147	H	Tulsa	76 34
												167	A	Abilene Christian	71 55
												180	H	Nicholls St.	70 62
												187	A	Sam Houston St.	78 68
												190	N	Hampton	70 68
												220	H	Texas Southern	74 55
												276	A	Southeastern La.	62 51
												287	A	Central Ark.	59 53
												289	H	Morgan St.	69 42
												317	H	New Orleans	97 38
												318	A	Incarinate Word	66 56
												332	H	Houston Baptist	65 53
												333	H	Northwestern St.	84 56
LAST 12 Division I GAMES:															
				48	A	New Mexico	33 74	167	A	Abilene Christian	71 55				
				74	H	Yale	67 57	318	A	Incarinate Word	66 56				
				59	H	Lamar University	70 58	317	H	New Orleans	97 38				
				332	H	Houston Baptist	65 53	333	H	Northwestern St.	84 56				
				187	A	Sam Houston St.	78 68	180	H	Nicholls St.	70 62				
				287	A	Central Ark.	59 53	276	A	Southeastern La.	62 51				

Non-Div I Games: Wiley 97 38 Cameron 86 59 Our Lady of the Lak93 77

SFA

Loss, Non-Conf, S Site, H Home A Away N Neutral

SIUE										
Average RPI Win:	286	WON-LOST	WINNING	LAST 10	STRENGTH OF	OPP. STRENGTH	TEAM	ADJ.	CONF.	ADJ CONF.
Average RPI Loss:	182	RECORD	PCT. RANK	GAMES	SCHEDULE	OF SCHEDULE	RPI	RPI	RPI	RPI
DIV. I ONLY	9- 13	229	0- 1	315	286	256	256	22	22	
DIV. I NON-CONF.	4- 6	212	0- 0	313	261	239	239	21	21	

TOTALS	RPI 1-25	RPI 26-50	W-L RECORDS	RPI 51-100	RPI 101-150	RPI 150+				
9- 13	0- 0	0- 1	OVERALL	0- 1	0- 3	9- 8				
4- 2	0- 0	0- 0	HOME	0- 0	0- 1	4- 1				
5- 10	0- 0	0- 1	AWAY	0- 0	0- 2	5- 7				
0- 1	0- 0	0- 0	NEUTRAL	0- 1	0- 0	0- 0				
4- 6	0- 0	0- 1	NON-CONFERENCE	0- 1	0- 0	4- 4				
1- 0	0- 0	0- 0	HOME	0- 0	0- 0	1- 0				
3- 5	0- 0	0- 1	AWAY	0- 0	0- 0	3- 4				
0- 1	0- 0	0- 0	NEUTRAL	0- 1	0- 0	0- 0				
5- 7	0- 0	0- 0	CONFERENCE	0- 0	0- 3	5- 4				
3- 2	0- 0	0- 0	HOME	0- 0	0- 1	3- 1				
2- 5	0- 0	0- 0	AWAY	0- 0	0- 2	2- 3				
0- 0	0- 0	0- 0	NEUTRAL	0- 0	0- 0	0- 0				

RPI 1-25				RPI 26-50				RPI 51-100				RPI 101+ Team's RPI: 256			
RPI	S	Opponent	Score	RPI	S	Opponent	Score	RPI	S	Opponent	Score	RPI	S	Opponent	Score
				33	A	Missouri	36 59	63	N	Missouri St.	65 68	121	H	Morehead St.	67 73
												131	A	Tennessee Tech	55 79
												134	A	UT Martin	55 68
												186	A	Illinois	57 74
												189	H	Illinois St.	68 61
												195	A	Saint Louis	56 63
												201	A	Jacksonville St.	51 47
												222	A	Southeast Mo. St.	58 63
												222	H	Southeast Mo. St.	52 62
												237	A	UMKC	75 80
												249	A	Loyola Chicago	43 56
												270	A	Eastern Ill.	65 56
												282	A	Murray St.	75 81
												282	H	Murray St.	71 54
												286	A	Austin Peay	65 77
												286	H	Austin Peay	69 68
												327	H	Eastern Ky.	74 55
												334	A	Purdue Fort Wayne	57 49
												336	A	Evansville	54 45
												347	A	Chicago St.	82 66
LAST 12 Division I GAMES:															
				282	A	Murray St.	75 81					282	H	Murray St.	71 54
				286	A	Austin Peay	65 77					286	H	Austin Peay	69 68
				327	H	Eastern Ky.	74 55					201	A	Jacksonville St.	51 47
				121	H	Morehead St.	67 73					131	A	Tennessee Tech	55 79
				134	A	UT Martin	55 68					270	A	Eastern Ill.	65 56
				222	A	Southeast Mo. St.	58 63					222	H	Southeast Mo. St.	52 62

Non-Div I Games: McKendree 64 63

SIUE

■ Loss,
 ■ Non-Conf,
 ■ S Site,
 ■ Home
 ■ A Away
 N Neutral

Average RPI Win:	237	WON-LOST	WINNING	LAST 10	STRENGTH OF	OPP. STRENGTH	TEAM	ADJ.	CONF.	ADJ CONF.
Average RPI Loss:	96	RECORD	PCT. RANK	GAMES	SCHEDULE	OF SCHEDULE	RPI	RPI	RPI	RPI
DIV. I ONLY	8- 15	253	1- 0	81	132	205	205	9	9	
DIV. I NON-CONF.	6- 7	172	1- 0	184	254	228	228	9	9	
TOTALS	RPI 1-25	RPI 26-50	W-L RECORDS	RPI 51-100	RPI 101-150	RPI 150+				
8- 15	0- 3	0- 2	OVERALL	0- 4	1- 4	7- 2				
6- 7	0- 1	0- 0	HOME	0- 2	1- 2	5- 2				
0- 8	0- 2	0- 2	AWAY	0- 2	0- 2	0- 0				
2- 0	0- 0	0- 0	NEUTRAL	0- 0	0- 0	2- 0				
6- 7	0- 0	0- 2	NON-CONFERENCE	0- 1	0- 2	6- 2				
4- 4	0- 0	0- 0	HOME	0- 1	0- 1	4- 2				
0- 3	0- 0	0- 2	AWAY	0- 0	0- 1	0- 0				
2- 0	0- 0	0- 0	NEUTRAL	0- 0	0- 0	2- 0				
2- 8	0- 3	0- 0	CONFERENCE	0- 3	1- 2	1- 0				
2- 3	0- 1	0- 0	HOME	0- 1	1- 1	1- 0				
0- 5	0- 2	0- 0	AWAY	0- 2	0- 1	0- 0				
0- 0	0- 0	0- 0	NEUTRAL	0- 0	0- 0	0- 0				

RPI	S	Opponent	Score	RPI	S	Opponent	Score	RPI	S	Opponent	Score	RPI	S	Opponent	Score	Team's RPI: 205
7	A	UConn	39 79	31	A	Rice	52 66	86	A	Cincinnati	57 69	104	A	Northern Colo.	57 58	
14	A	UCF	43 55	42	A	TCU	63 65	90	H	UT Arlington	41 66	129	H	Alabama	61 62	
14	H	UCF	54 66					100	A	Houston	68 69	144	H	Tulane	43 61	
								100	H	Houston	61 72	147	A	Tulsa	35 49	
												149	H	South Fla.	46 44	
												162	H	Oklahoma	61 77	
												172	H	North Texas	73 66	
												218	N	Robert Morris	60 55	
												234	N	Northern Ariz.	55 48	
												248	H	Wichita St.	78 50	
												272	H	CSU Bakersfield	49 43	
												276	H	Southeastern La.	62 63	
												295	H	La.-Monroe	49 38	
												309	H	Mississippi Val.	62 47	
LAST 12 Division I GAMES:																
234	N	Northern Ariz.	55 48	14	A	UCF	43 55									
14	H	UCF	54 66	248	H	Wichita St.	78 50									
147	A	Tulsa	35 49	144	H	Tulane	43 61									
100	A	Houston	68 69	100	H	Houston	61 72									
149	H	South Fla.	46 44	86	A	Cincinnati	57 69									
7	A	UConn	39 79	90	H	UT Arlington	41 66									

Non-Div I Games:

SMU

■ Loss,
 ■ Non-Conf,
 ■ S Site,
 ■ Home
 ■ A Away
 N Neutral

Sacramento St.

Through Games Of Feb. 10, 2019

Average RPI Win:	243	WON-LOST	WINNING	LAST 10	STRENGTH OF	OPP. STRENGTH	TEAM	ADJ.	CONF.	ADJ CONF.
Average RPI Loss:	122	RECORD	PCT. RANK	GAMES	SCHEDULE	OF SCHEDULE	RPI	RPI	RPI	RPI
DIV. I ONLY	7- 11	238	1- 0	164	198	229	229	16	16	
DIV. I NON-CONF.	3- 4	199	1- 0	129	263	209	209	12	12	
TOTALS	RPI 1-25	RPI 26-50	W-L RECORDS	RPI 51-100	RPI 101-150	RPI 150+				
7- 11	0- 0	0- 1	OVERALL	0- 2	0- 6	7- 2				
4- 5	0- 0	0- 0	HOME	0- 1	0- 2	4- 2				
1- 5	0- 0	0- 1	AWAY	0- 1	0- 3	1- 0				
2- 1	0- 0	0- 0	NEUTRAL	0- 0	0- 1	2- 0				
3- 4	0- 0	0- 1	NON-CONFERENCE	0- 1	0- 1	3- 1				
1- 2	0- 0	0- 0	HOME	0- 1	0- 0	1- 1				
0- 1	0- 0	0- 1	AWAY	0- 0	0- 0	0- 0				
2- 1	0- 0	0- 0	NEUTRAL	0- 0	0- 1	2- 0				
4- 7	0- 0	0- 0	CONFERENCE	0- 1	0- 5	4- 1				
3- 3	0- 0	0- 0	HOME	0- 0	0- 2	3- 1				
1- 4	0- 0	0- 0	AWAY	0- 1	0- 3	1- 0				
0- 0	0- 0	0- 0	NEUTRAL	0- 0	0- 0	0- 0				

RPI 1-25				RPI 26-50				RPI 51-100				RPI 101+				Team's RPI: 229	
RPI	S	Opponent	Score	RPI	S	Opponent	Score	RPI	S	Opponent	Score	RPI	S	Opponent	Score		
				48	A	New Mexico	53 85	89	A	Idaho	66 104	101	A	Idaho St.	43 73		
								91	H	UC Davis	60 109	101	H	Idaho St.	42 56		
												104	A	Northern Colo.	69 82		
												124	N	Pepperdine	97 113		
												137	H	Montana St.	53 69		
												139	A	Portland St.	58 74		
												165	H	Montana	86 88		
												186	N	Illinois	109 107		
												190	N	Hampton	65 61		
												197	A	Eastern Wash.	73 70		
												234	H	Northern Ariz.	65 61		
												239	H	San Francisco	75 86		
												270	H	Southern Utah	77 76		
												310	H	Cal Poly	88 85		
												314	H	Weber St.	77 62		
LAST 12 Division I GAMES:																	
				190	N	Hampton	65 61	270	H	Southern Utah	77 76						
				139	A	Portland St.	58 74	234	H	Northern Ariz.	65 61						
				314	H	Weber St.	77 62	101	A	Idaho St.	43 73						
				101	H	Idaho St.	42 56	137	H	Montana St.	53 69						
				197	A	Eastern Wash.	73 70	165	H	Montana	86 88						
				89	A	Idaho	66 104	104	A	Northern Colo.	69 82						

Non-Div I Games: Antelope Valley 86 80

Sacramento St.

■ Loss,
 ■ Non-Conf,
 ■ S Site,
 ■ Home
 ■ A Away
 N Neutral

Sacred Heart

Through Games Of Feb. 10, 2019

Average RPI Win:	296	WON-LOST	WINNING	LAST 10	STRENGTH OF	OPP. STRENGTH	TEAM	ADJ.	CONF.	ADJ CONF.
Average RPI Loss:	181	RECORD	PCT. RANK	GAMES	SCHEDULE	OF SCHEDULE	RPI	RPI	RPI	RPI
DIV. I ONLY	11- 10	154	1- 0	284	340	223	223	31	31	
DIV. I NON-CONF.	4- 7	228	0- 0	214	272	226	226	31	31	
TOTALS	RPI 1-25	RPI 26-50	W-L RECORDS	RPI 51-100	RPI 101-150	RPI 150+				
11- 10	0- 0	0- 1	OVERALL	0- 0	0- 1	11- 8				
6- 4	0- 0	0- 0	HOME	0- 0	0- 0	6- 4				
5- 6	0- 0	0- 1	AWAY	0- 0	0- 1	5- 4				
0- 0	0- 0	0- 0	NEUTRAL	0- 0	0- 0	0- 0				
4- 7	0- 0	0- 1	NON-CONFERENCE	0- 0	0- 1	4- 5				
1- 3	0- 0	0- 0	HOME	0- 0	0- 0	1- 3				
3- 4	0- 0	0- 1	AWAY	0- 0	0- 1	3- 2				
0- 0	0- 0	0- 0	NEUTRAL	0- 0	0- 0	0- 0				
7- 3	0- 0	0- 0	CONFERENCE	0- 0	0- 0	7- 3				
5- 1	0- 0	0- 0	HOME	0- 0	0- 0	5- 1				
2- 2	0- 0	0- 0	AWAY	0- 0	0- 0	2- 2				
0- 0	0- 0	0- 0	NEUTRAL	0- 0	0- 0	0- 0				

RPI 1-25			RPI 26-50			RPI 51-100			RPI 101+			Team's RPI: 223
RPI	S	Opponent	Score	RPI	S	Opponent	Score	RPI	S	Opponent	Score	
				27	A	Kentucky	43 71					
								117	A	Providence	52 62	
								154	A	Lehigh	66 70	
								159	H	Stony Brook	58 73	
								196	A	Massachusetts	61 78	
								212	A	Saint Francis (PA)	68 85	
								215	H	Monmouth	50 55	
								218	A	Robert Morris	46 64	
								245	H	Mt. St. Mary's	76 41	
								253	H	Saint Joseph's	44 61	
								254	A	Hofstra	70 64	
								258	A	St. Francis Brooklyn	68 66	
								258	H	St. Francis Brooklyn	53 56	
								278	H	Siena	72 50	
								303	H	Central Conn. St.	66 61	
								305	H	Bryant	49 48	
								306	A	Manhattan	74 46	
								311	A	New Hampshire	71 60	
								323	A	Wagner	80 68	
								323	H	Wagner	72 64	
								351	H	LIU Brooklyn	75 53	
LAST 12 Division I GAMES:												
245	H	Mt. St. Mary's	76 41	305	H	Bryant	49 48					
258	H	St. Francis Brooklyn	53 56	323	A	Wagner	80 68					
218	A	Robert Morris	46 64	351	H	LIU Brooklyn	75 53					
212	A	Saint Francis (PA)	68 85	303	H	Central Conn. St.	66 61					
323	H	Wagner	72 64	27	A	Kentucky	43 71					
258	A	St. Francis Brooklyn	68 66	253	H	Saint Joseph's	44 61					

Non-Div I Games:

Sacred Heart

■ Loss,
 ■ Non-Conf,
 ■ S Site,
 ■ H Home
 ■ A Away
 N Neutral

Saint Francis (PA)

Through Games Of Feb. 10, 2019

Average RPI Win:	277	WON-LOST	WINNING	LAST 10	STRENGTH OF	OPP. STRENGTH	TEAM	ADJ.	CONF.	ADJ CONF.
Average RPI Loss:	152	RECORD	PCT. RANK	GAMES	SCHEDULE	OF SCHEDULE	RPI	RPI	RPI	RPI
DIV. I ONLY	9- 12	213	0- 1	213	279	212	212	31	31	
DIV. I NON-CONF.	2- 9	297	0- 1	41	97	210	210	31	31	
TOTALS	RPI 1-25	RPI 26-50	W-L RECORDS	RPI 51-100	RPI 101-150	RPI 150+				
9- 12	0- 2	0- 0	OVERALL	0- 2	1- 3	8- 5				
6- 2	0- 0	0- 0	HOME	0- 1	1- 1	5- 0				
3- 8	0- 2	0- 0	AWAY	0- 0	0- 2	3- 4				
0- 2	0- 0	0- 0	NEUTRAL	0- 1	0- 0	0- 1				
2- 9	0- 2	0- 0	NON-CONFERENCE	0- 2	1- 3	1- 2				
1- 2	0- 0	0- 0	HOME	0- 1	1- 1	0- 0				
1- 5	0- 2	0- 0	AWAY	0- 0	0- 2	1- 1				
0- 2	0- 0	0- 0	NEUTRAL	0- 1	0- 0	0- 1				
7- 3	0- 0	0- 0	CONFERENCE	0- 0	0- 0	7- 3				
5- 0	0- 0	0- 0	HOME	0- 0	0- 0	5- 0				
2- 3	0- 0	0- 0	AWAY	0- 0	0- 0	2- 3				
0- 0	0- 0	0- 0	NEUTRAL	0- 0	0- 0	0- 0				

RPI 1-25				RPI 26-50				RPI 51-100				RPI 101+ Team's RPI: 212			
RPI	S	Opponent	Score	RPI	S	Opponent	Score	RPI	S	Opponent	Score	RPI	S	Opponent	Score
2	A	Baylor	58 116					65	N	Boise St.	64 78	121	H	Morehead St.	89 83
19	A	Rutgers	52 96					70	H	FGCU	69 83	126	A	Pittsburgh	75 78
												128	A	Youngstown St.	56 80
												150	H	Duquesne	73 93
												165	N	Montana	77 79
												223	H	Sacred Heart	85 68
												236	A	Liberty	53 82
												245	A	Mt. St. Mary's	83 72
												245	H	Mt. St. Mary's	68 66
												258	A	St. Francis Brooklyn	65 78
												303	A	Central Conn. St.	62 73
												303	H	Central Conn. St.	83 68
												305	A	Bryant	63 66
												323	H	Wagner	107 70
												342	A	Longwood	91 88
												344	H	Fairleigh Dickinson	75 64
												351	A	LIU Brooklyn	80 66
LAST 12 Division I GAMES:															
165	N	Montana	77 79	303	A	Central Conn. St.	62 73								
303	H	Central Conn. St.	83 68	258	A	St. Francis Brooklyn	65 78								
245	A	Mt. St. Mary's	83 72	351	A	LIU Brooklyn	80 66								
323	H	Wagner	107 70	245	H	Mt. St. Mary's	68 66								
223	H	Sacred Heart	85 68	344	H	Fairleigh Dickinson	75 64								
305	A	Bryant	63 66	126	A	Pittsburgh	75 78								

Non-Div I Games: Seton Hill 86 74

Saint Francis (PA)

■ Loss,
 ■ Non-Conf,
 ■ S Site,
 ■ Home
 ■ A Away
 N Neutral

Saint Joseph's

Through Games Of Feb. 10, 2019

Average RPI Win:	235	WON-LOST	WINNING	LAST 10	STRENGTH OF	OPP. STRENGTH	TEAM	ADJ.	CONF.	ADJ CONF.
Average RPI Loss:	133	RECORD	PCT. RANK	GAMES	SCHEDULE	OF SCHEDULE	RPI	RPI	RPI	RPI
DIV. I ONLY	8- 15	253	1- 0	182	150	253	253	17	17	
DIV. I NON-CONF.	4- 9	252	1- 0	148	171	257	257	16	16	
TOTALS	RPI 1-25	RPI 26-50	W-L RECORDS	RPI 51-100	RPI 101-150	RPI 150+				
8- 15	0- 0	0- 1	OVERALL	0- 3	1- 5	7- 6				
6- 7	0- 0	0- 1	HOME	0- 1	1- 2	5- 3				
2- 8	0- 0	0- 0	AWAY	0- 2	0- 3	2- 3				
0- 0	0- 0	0- 0	NEUTRAL	0- 0	0- 0	0- 0				
4- 9	0- 0	0- 1	NON-CONFERENCE	0- 3	0- 1	4- 4				
3- 5	0- 0	0- 1	HOME	0- 1	0- 1	3- 2				
1- 4	0- 0	0- 0	AWAY	0- 2	0- 0	1- 2				
0- 0	0- 0	0- 0	NEUTRAL	0- 0	0- 0	0- 0				
4- 6	0- 0	0- 0	CONFERENCE	0- 0	1- 4	3- 2				
3- 2	0- 0	0- 0	HOME	0- 0	1- 1	2- 1				
1- 4	0- 0	0- 0	AWAY	0- 0	0- 3	1- 1				
0- 0	0- 0	0- 0	NEUTRAL	0- 0	0- 0	0- 0				

RPI S	Opponent	Score	RPI S	Opponent	Score	RPI S	Opponent	Score	RPI S	Opponent	Score	Team's RPI: 253
41	H Villanova	35 47	52	H Auburn	70 81	112	A VCU	40 59				
			72	A Penn	45 65	112	H VCU	47 65				
			77	A Drexel	34 51	113	A Dayton	65 72				
						115	H Towson	52 73				
						148	H Davidson	66 54				
						150	A Duquesne	73 81				
						151	A Delaware	39 48				
						170	H Temple	52 58				
						177	H Rider	54 56				
						195	H Saint Louis	49 62				
						206	A Navy	48 49				
						209	A George Washington	41 38				
						210	H St. Bonaventure	66 41				
						223	A Sacred Heart	61 44				
						235	H Niagara	68 54				
						255	A Richmond	45 46				
						264	H Columbia	68 61				
						284	H La Salle	60 57				
						307	H Loyola Maryland	49 46				
LAST 12 Division I GAMES:												
307	H Loyola Maryland	49 46	284	H La Salle	60 57							
209	A George Washington	41 38	150	A Duquesne	73 81							
148	H Davidson	66 54	210	H St. Bonaventure	66 41							
112	H VCU	47 65	195	H Saint Louis	49 62							
113	A Dayton	65 72	112	A VCU	40 59							
255	A Richmond	45 46	206	A Navy	48 49							

Non-Div I Games:

Saint Joseph's

■ Loss,
 ■ Non-Conf,
 ■ S Site,
 ■ H Home
 ■ A Away
 N Neutral

Saint Louis

Through Games Of Feb. 10, 2019

Average RPI Win:	219	WON-LOST	WINNING	LAST 10	STRENGTH OF	OPP. STRENGTH	TEAM	ADJ.	CONF.	ADJ CONF.
Average RPI Loss:	127	RECORD	PCT. RANK	GAMES	SCHEDULE	OF SCHEDULE	RPI	RPI	RPI	RPI
DIV. I ONLY	11- 13	190	1- 0	205	119	195	195	17	17	
DIV. I NON-CONF.	5- 8	224	1- 0	190	56	213	213	16	16	
TOTALS	RPI 1-25	RPI 26-50	W-L RECORDS	RPI 51-100	RPI 101-150	RPI 150+				
11- 13	0- 1	0- 1	OVERALL	1- 2	1- 5	9- 4				
6- 6	0- 1	0- 1	HOME	0- 1	1- 1	5- 2				
5- 5	0- 0	0- 0	AWAY	1- 0	0- 3	4- 2				
0- 2	0- 0	0- 0	NEUTRAL	0- 1	0- 1	0- 0				
5- 8	0- 1	0- 1	NON-CONFERENCE	1- 2	0- 2	4- 2				
2- 4	0- 1	0- 1	HOME	0- 1	0- 0	2- 1				
3- 2	0- 0	0- 0	AWAY	1- 0	0- 1	2- 1				
0- 2	0- 0	0- 0	NEUTRAL	0- 1	0- 1	0- 0				
6- 5	0- 0	0- 0	CONFERENCE	0- 0	1- 3	5- 2				
4- 2	0- 0	0- 0	HOME	0- 0	1- 1	3- 1				
2- 3	0- 0	0- 0	AWAY	0- 0	0- 2	2- 1				
0- 0	0- 0	0- 0	NEUTRAL	0- 0	0- 0	0- 0				

RPI 1-25				RPI 26-50				RPI 51-100				RPI 101+ Team's RPI: 195			
RPI	S	Opponent	Score	RPI	S	Opponent	Score	RPI	S	Opponent	Score	RPI	S	Opponent	Score
7	H	UConn	42 98	33	H	Missouri	62 74	74	N	Yale	52 58	112	A	VCU	47 57
								86	H	Cincinnati	50 51	113	H	Dayton	68 65
								98	A	Virginia	67 65	132	A	Fordham	51 54
												132	H	Fordham	53 56
												143	N	Chattanooga	61 71
												147	A	Tulsa	75 86
												160	H	Southern Ill.	62 58
												174	H	Indiana St.	56 60
												189	A	Illinois St.	67 72
												196	A	Massachusetts	66 70
												203	H	George Mason	60 53
												209	H	George Washington	60 44
												210	A	St. Bonaventure	62 45
												228	H	Rhode Island	56 68
												253	A	Saint Joseph's	62 49
												256	H	SIUE	63 56
												284	H	La Salle	69 58
												294	A	Fla. Atlantic	93 61
												327	A	Eastern Ky.	70 43
LAST 12 Division I GAMES:															
294	A	Fla. Atlantic	93 61	113	H	Dayton	68 65								
284	H	La Salle	69 58	210	A	St. Bonaventure	62 45								
132	A	Fordham	51 54	228	H	Rhode Island	56 68								
209	H	George Washington	60 44	132	H	Fordham	53 56								
203	H	George Mason	60 53	253	A	Saint Joseph's	62 49								
112	A	VCU	47 57	196	A	Massachusetts	66 70								

Non-Div I Games:

Saint Louis

■ Loss,
 ■ Non-Conf,
 ■ S Site,
 ■ H Home
 ■ A Away
 N Neutral

Saint Mary's (CA)

Through Games Of Feb. 10, 2019

Average RPI Win: 171		WON-LOST	WINNING	LAST 10	STRENGTH OF	OPP. STRENGTH	TEAM	ADJ.	CONF.	ADJ CONF.
Average RPI Loss: 38		RECORD	PCT. RANK	GAMES	SCHEDULE	OF SCHEDULE	RPI	RPI	RPI	RPI
DIV. I ONLY		16- 8	80	1- 0	55	73	45	45	8	8
DIV. I NON-CONF.		7- 4	109	1- 0	70	34	57	57	7	7
TOTALS		RPI 1-25	RPI 26-50	W-L RECORDS		RPI 51-100	RPI 101-150	RPI 150+		
16- 8	0- 3	2- 3		OVERALL		2- 2	2- 0	10- 0		
6- 4	0- 2	1- 2		HOME		1- 0	1- 0	3- 0		
8- 4	0- 1	1- 1		AWAY		0- 2	1- 0	6- 0		
2- 0	0- 0	0- 0		NEUTRAL		1- 0	0- 0	1- 0		
7- 4	0- 1	1- 2		NON-CONFERENCE		1- 1	1- 0	4- 0		
2- 2	0- 1	1- 1		HOME		0- 0	0- 0	1- 0		
3- 2	0- 0	0- 1		AWAY		0- 1	1- 0	2- 0		
2- 0	0- 0	0- 0		NEUTRAL		1- 0	0- 0	1- 0		
9- 4	0- 2	1- 1		CONFERENCE		1- 1	1- 0	6- 0		
4- 2	0- 1	0- 1		HOME		1- 0	1- 0	2- 0		
5- 2	0- 1	1- 0		AWAY		0- 1	0- 0	4- 0		
0- 0	0- 0	0- 0		NEUTRAL		0- 0	0- 0	0- 0		

RPI 1-25				RPI 26-50				Team's RPI: 45	RPI 51-100				RPI 101+			
RPI	S	Opponent	Score	RPI	S	Opponent	Score		RPI	S	Opponent	Score	RPI	S	Opponent	Score
4	H	Oregon	55 79	30	A	Oregon St.	56 89		71	N	Old Dominion	83 65	122	A	Washington St.	70 64
13	A	Gonzaga	62 74	35	H	California	78 81		79	A	Pacific	67 76	124	H	Pepperdine	79 68
13	H	Gonzaga	52 66	38	A	BYU	78 75		91	A	UC Davis	74 76	161	A	Portland	98 91
				38	H	BYU	73 74		99	H	Loyola Marymount	86 62	161	H	Portland	113 85
				47	H	Wyoming	90 84						181	N	Texas St.	89 62
LAST 12 Division I GAMES:																
				71	N	Old Dominion	83 65		124	H	Pepperdine	79 68				
				257	A	San Diego	80 49		183	A	Santa Clara	83 59				
				38	A	BYU	78 75		239	A	San Francisco	80 65				
				13	H	Gonzaga	52 66		38	H	BYU	73 74				
				161	H	Portland	113 85		257	H	San Diego	74 60				
				99	H	Loyola Marymount	86 62		161	A	Portland	98 91				

Non-Div I Games:

Saint Mary's (CA)

■ Loss,
 ■ Non-Conf,
 ■ S Site,
 ■ H Home
 ■ A Away
 N Neutral

Saint Peter's

Through Games Of Feb. 10, 2019

Average RPI Win:	327	WON-LOST	WINNING	LAST 10	STRENGTH OF	OPP. STRENGTH	TEAM	ADJ.	CONF.	ADJ CONF.
Average RPI Loss:	213	RECORD	PCT. RANK	GAMES	SCHEDULE	OF SCHEDULE	RPI	RPI	RPI	RPI
DIV. I ONLY	6- 16	290	0- 1	319	342	328	328	26	26	
DIV. I NON-CONF.	5- 6	177	0- 0	330	345	297	297	28	28	
TOTALS	RPI 1-25	RPI 26-50	W-L RECORDS	RPI 51-100	RPI 101-150	RPI 150+				
6- 16	0- 0	0- 0	OVERALL	0- 2	0- 3	6- 11				
4- 6	0- 0	0- 0	HOME	0- 0	0- 1	4- 5				
2- 10	0- 0	0- 0	AWAY	0- 2	0- 2	2- 6				
0- 0	0- 0	0- 0	NEUTRAL	0- 0	0- 0	0- 0				
5- 6	0- 0	0- 0	NON-CONFERENCE	0- 1	0- 2	5- 3				
4- 1	0- 0	0- 0	HOME	0- 0	0- 0	4- 1				
1- 5	0- 0	0- 0	AWAY	0- 1	0- 2	1- 2				
0- 0	0- 0	0- 0	NEUTRAL	0- 0	0- 0	0- 0				
1- 10	0- 0	0- 0	CONFERENCE	0- 1	0- 1	1- 8				
0- 5	0- 0	0- 0	HOME	0- 0	0- 1	0- 4				
1- 5	0- 0	0- 0	AWAY	0- 1	0- 0	1- 4				
0- 0	0- 0	0- 0	NEUTRAL	0- 0	0- 0	0- 0				

RPI	S	Opponent	Score	RPI	S	Opponent	Score	RPI	S	Opponent	Score	RPI	S	Opponent	Score	Team's RPI: 328
66	A	Quinnipiac	45	90	105	A	Boston College	57	89	120	A	Seton Hall	47	90		
74	A	Yale	56	72	146	H	Marist	42	62	177	A	Rider	38	60		
					235	A	Niagara	57	81	235	H	Niagara	66	75		
					244	H	Cal St. Fullerton	45	69	258	A	St. Francis Brooklyn	70	74		
					278	A	Siena	46	50	278	H	Siena	57	84		
					280	A	Canisius	59	78	280	H	Canisius	62	75		
					306	H	Manhattan	44	62	308	A	Fairfield	68	65		
					312	A	Lafayette	62	60	320	A	UMass Lowell	57	59		
					321	H	NJIT	70	57	323	H	Wagner	69	57		
					344	H	Fairleigh Dickinson	75	58	351	H	LIU Brooklyn	86	59		
LAST 12 Division I GAMES:																
306	H	Manhattan	44	62	308	A	Fairfield	68	65							
280	A	Canisius	59	78	280	H	Canisius	62	75							
235	A	Niagara	57	81	235	H	Niagara	66	75							
278	A	Siena	46	50	66	A	Quinnipiac	45	90							
146	H	Marist	42	62	278	H	Siena	57	84							
177	A	Rider	38	60	344	H	Fairleigh Dickinson	75	58							

Non-Div I Games:

Saint Peter's

■ Loss,
 ■ Non-Conf,
 ■ S Site,
 ■ Home
 ■ A Away
 N Neutral

Average RPI Win:	276	WON-LOST	WINNING	LAST 10	STRENGTH OF	OPP. STRENGTH	TEAM	ADJ.	CONF.	ADJ CONF.
Average RPI Loss:	128	RECORD	PCT. RANK	GAMES	SCHEDULE	OF SCHEDULE	RPI	RPI	RPI	RPI
DIV. I ONLY	9- 9	163	1- 0	232	240	187	187	25	25	
DIV. I NON-CONF.	2- 5	264	0- 0	116	101	177	177	23	23	
TOTALS	RPI 1-25	RPI 26-50	W-L RECORDS	RPI 51-100	RPI 101-150	RPI 150+				
9- 9	0- 0	0- 1	OVERALL	0- 4	0- 0	9- 4				
3- 4	0- 0	0- 0	HOME	0- 2	0- 0	3- 2				
6- 4	0- 0	0- 1	AWAY	0- 1	0- 0	6- 2				
0- 1	0- 0	0- 0	NEUTRAL	0- 1	0- 0	0- 0				
2- 5	0- 0	0- 1	NON-CONFERENCE	0- 2	0- 0	2- 2				
0- 1	0- 0	0- 0	HOME	0- 0	0- 0	0- 1				
2- 3	0- 0	0- 1	AWAY	0- 1	0- 0	2- 1				
0- 1	0- 0	0- 0	NEUTRAL	0- 1	0- 0	0- 0				
7- 4	0- 0	0- 0	CONFERENCE	0- 2	0- 0	7- 2				
3- 3	0- 0	0- 0	HOME	0- 2	0- 0	3- 1				
4- 1	0- 0	0- 0	AWAY	0- 0	0- 0	4- 1				
0- 0	0- 0	0- 0	NEUTRAL	0- 0	0- 0	0- 0				



























































RPI S	Opponent	Score	RPI S	Opponent	Score	RPI S	Opponent	Score	RPI S	Opponent	Score	Team's RPI: 187
42	A TCU	59 72	53	H SFA	68 78	167	A Abilene Christian	72 63				
			55	A LSU	52 66	167	H Abilene Christian	79 91				
			59	H Lamar University	72 83	176	H Oral Roberts	62 73				
			81	N Troy	79 84	193	A Southern Miss.	65 61				
						248	A Wichita St.	55 63				
						252	A Louisiana	68 62				
						267	A A&M-Corpus Christi	61 76				
						276	H Southeastern La.	94 63				
						287	H Central Ark.	66 62				
						318	A Incarnate Word	76 56				
						330	A McNeese	93 80				
						332	A Houston Baptist	74 63				
						333	H Northwestern St.	66 55				
LAST 12 Division I GAMES:												
167	A Abilene Christian	72 63	332	A Houston Baptist	74 63							
330	A McNeese	93 80	267	A A&M-Corpus Christi	61 76							
53	H SFA	68 78	318	A Incarnate Word	76 56							
276	H Southeastern La.	94 63	287	H Central Ark.	66 62							
59	H Lamar University	72 83	167	H Abilene Christian	79 91							
333	H Northwestern St.	66 55	42	A TCU	59 72							

Non-Div I Games: UNKNOWN 94 46 Wiley 101 63 Jarvis Christian 100 55

Sam Houston St.





Loss, Non-Conf, S Site, H Home A Away N Neutral

Average RPI Win: 266	WON-LOST	WINNING	LAST 10	STRENGTH OF	OPP. STRENGTH	TEAM	ADJ.	CONF.	ADJ CONF.
Average RPI Loss: 168	RECORD	PCT. RANK	GAMES	SCHEDULE	OF SCHEDULE	RPI	RPI	RPI	RPI
DIV. I ONLY	5- 16	306	0- 1	210	245	269	269	27	27
DIV. I NON-CONF.	3- 10	278	0- 0	152	209	225	225	24	24
TOTALS	RPI 1-25	RPI 26-50	W-L RECORDS	RPI 51-100	RPI 101-150	RPI 150+			
5- 16	0- 0	0- 0	OVERALL	0- 2	0- 5	5- 9			
2- 3	0- 0	0- 0	HOME	0- 0	0- 2	2- 1			
3- 13	0- 0	0- 0	AWAY	0- 2	0- 3	3- 8			
0- 0	0- 0	0- 0	NEUTRAL	0- 0	0- 0	0- 0			
3- 10	0- 0	0- 0	NON-CONFERENCE	0- 2	0- 4	3- 4			
1- 1	0- 0	0- 0	HOME	0- 0	0- 1	1- 0			
2- 9	0- 0	0- 0	AWAY	0- 2	0- 3	2- 4			
0- 0	0- 0	0- 0	NEUTRAL	0- 0	0- 0	0- 0			
2- 6	0- 0	0- 0	CONFERENCE	0- 0	0- 1	2- 5			
1- 2	0- 0	0- 0	HOME	0- 0	0- 1	1- 1			
1- 4	0- 0	0- 0	AWAY	0- 0	0- 0	1- 4			
0- 0	0- 0	0- 0	NEUTRAL	0- 0	0- 0	0- 0			

RPI 1-25			RPI 26-50			RPI 51-100			RPI 101+			Team's RPI: 269
RPI	S	Opponent	Score	RPI	S	Opponent	Score	RPI	S	Opponent	Score	
						52  Auburn	46  73	102  Oklahoma St.	62  82			
						81  Troy	52  72	125  UAB	41  66			
								134  UT Martin	68  89			
								136  Colorado	39  81			
								143  Chattanooga	63  73			
								156  Mercer	68  76			
								156  Mercer	52  68			
								169  Denver	87 83			
								178  Vanderbilt	52  77			
								190  Hampton	57  64			
								193  Southern Miss.	40  76			
								221  Furman	36  57			
								230  Memphis	48  53			
								243  Alabama St.	60 51			
								246  ETSU	79 58			
								285  Wofford	62  71			
								313  UNC Greensboro	54  55			
								335  Presbyterian	75 54			
								338  Western Caro.	75 42			
LAST 12 Division I GAMES:												
156  Mercer	52  68	313  UNC Greensboro	54  55									
285  Wofford	62  71	156  Mercer	68  76									
221  Furman	36  57	178  Vanderbilt	52  77									
143  Chattanooga	63  73	136  Colorado	39  81									
246  ETSU	79 58	169  Denver	87 83									
338  Western Caro.	75 42	52  Auburn	46  73									

Non-Div I Games: Rhodes 71 54 Montevallo 73 47

Samford

 Loss,  Non-Conf, S Site,  Home  Away N Neutral

Average RPI Win:	240	WON-LOST	WINNING	LAST 10	STRENGTH OF	OPP. STRENGTH	TEAM	ADJ.	CONF.	ADJ CONF.
Average RPI Loss:	116	RECORD	PCT. RANK	GAMES	SCHEDULE	OF SCHEDULE	RPI	RPI	RPI	RPI
DIV. I ONLY	7- 16	274	0- 1	168	106	257	257	8	8	
DIV. I NON-CONF.	6- 4	125	0- 0	319	212	222	222	7	7	
TOTALS	RPI 1-25	RPI 26-50	W-L RECORDS	RPI 51-100	RPI 101-150	RPI 150+				
7- 16	0- 1	0- 4	OVERALL	0- 4	0- 3	7- 4				
5- 8	0- 1	0- 3	HOME	0- 2	0- 1	5- 1				
2- 8	0- 0	0- 1	AWAY	0- 2	0- 2	2- 3				
0- 0	0- 0	0- 0	NEUTRAL	0- 0	0- 0	0- 0				
6- 4	0- 0	0- 1	NON-CONFERENCE	0- 0	0- 1	6- 2				
5- 1	0- 0	0- 1	HOME	0- 0	0- 0	5- 0				
1- 3	0- 0	0- 0	AWAY	0- 0	0- 1	1- 2				
0- 0	0- 0	0- 0	NEUTRAL	0- 0	0- 0	0- 0				
1- 12	0- 1	0- 3	CONFERENCE	0- 4	0- 2	1- 2				
0- 7	0- 1	0- 2	HOME	0- 2	0- 1	0- 1				
1- 5	0- 0	0- 1	AWAY	0- 2	0- 1	1- 1				
0- 0	0- 0	0- 0	NEUTRAL	0- 0	0- 0	0- 0				

RPI 1-25				RPI 26-50				RPI 51-100				RPI 101+ Team's RPI: 257			
RPI	S	Opponent	Score	RPI	S	Opponent	Score	RPI	S	Opponent	Score	RPI	S	Opponent	Score
13	H	Gonzaga	61 86	35	H	California	53 70	79	A	Pacific	47 79	111	A	Minnesota	48 53
				38	H	BYU	56 65	79	H	Pacific	53 70	124	A	Pepperdine	65 88
				45	A	Saint Mary's (CA)	60 74	99	A	Loyola Marymount	57 83	124	H	Pepperdine	55 74
				45	H	Saint Mary's (CA)	49 80	99	H	Loyola Marymount	52 69	161	H	Portland	60 69
												183	A	Santa Clara	57 49
												200	H	Dartmouth	78 76
												202	H	San Diego St.	72 71
												239	A	San Francisco	57 68
												240	H	Hawaii	58 50
												261	A	Long Beach St.	60 56
												268	H	Cleveland St.	83 82
												270	A	Southern Utah	59 69
												296	A	UTSA	77 87
												324	H	San Jose St.	83 79
LAST 12 Division I GAMES:															
45	H	Saint Mary's (CA)	49 80	161	H	Portland	60 69								
79	H	Pacific	53 70	79	A	Pacific	47 79								
99	A	Loyola Marymount	57 83	45	A	Saint Mary's (CA)	60 74								
124	A	Pepperdine	65 88	124	H	Pepperdine	55 74								
38	H	BYU	56 65	99	H	Loyola Marymount	52 69								
13	H	Gonzaga	61 86	183	A	Santa Clara	57 49								

Non-Div I Games: Cal St. San B'dino 76 58

San Diego

Loss, Non-Conf, S Site, H Home A Away N Neutral

Average RPI Win: 231		WON-LOST	WINNING	LAST 10	STRENGTH OF	OPP. STRENGTH	TEAM	ADJ.	CONF.	ADJ CONF.
Average RPI Loss: 146		RECORD	PCT. RANK	GAMES	SCHEDULE	OF SCHEDULE	RPI	RPI	RPI	RPI
DIV. I ONLY		9- 12	213	1- 0	173	207	202	202	15	15
DIV. I NON-CONF.		5- 6	177	0- 0	266	270	243	243	13	13
TOTALS		RPI 1-25	RPI 26-50	W-L RECORDS	RPI 51-100	RPI 101-150	RPI 150+			
9- 12	0- 0		1- 3	OVERALL	0- 2	0- 1	8- 6			
6- 5	0- 0		1- 1	HOME	0- 2	0- 1	5- 1			
3- 7	0- 0		0- 2	AWAY	0- 0	0- 0	3- 5			
0- 0	0- 0		0- 0	NEUTRAL	0- 0	0- 0	0- 0			
5- 6	0- 0		0- 1	NON-CONFERENCE	0- 1	0- 0	5- 4			
3- 3	0- 0		0- 1	HOME	0- 1	0- 0	3- 1			
2- 3	0- 0		0- 0	AWAY	0- 0	0- 0	2- 3			
0- 0	0- 0		0- 0	NEUTRAL	0- 0	0- 0	0- 0			
4- 6	0- 0		1- 2	CONFERENCE	0- 1	0- 1	3- 2			
3- 2	0- 0		1- 0	HOME	0- 1	0- 1	2- 0			
1- 4	0- 0		0- 2	AWAY	0- 0	0- 0	1- 2			
0- 0	0- 0		0- 0	NEUTRAL	0- 0	0- 0	0- 0			

RPI 1-25				RPI 26-50				RPI 51-100				RPI 101+				Team's RPI: 202	
RPI	S	Opponent	Score	RPI	S	Opponent	Score	RPI	S	Opponent	Score	RPI	S	Opponent	Score		
				42	H	TCU	64 81	65	H	Boise St.	66 69	114	H	Fresno St.	81 87		
				47	A	Wyoming	45 87	80	H	Arizona	60 69	158	A	CSUN	74 77		
				48	A	New Mexico	62 70					171	A	UC Irvine	78 70		
				48	H	New Mexico	61 59					183	A	Santa Clara	43 60		
												216	A	UNLV	57 71		
												219	A	Utah St.	56 54		
												240	H	Hawaii	58 57		
												244	A	Cal St. Fullerton	83 72		
												251	A	Air Force	66 75		
												251	H	Air Force	70 61		
												257	A	San Diego	71 72		
												262	H	California Baptist	83 67		
												293	H	UC Santa Barbara	58 63		
												318	H	Incarnate Word	81 38		
												324	H	San Jose St.	69 68		
LAST 12 Division I GAMES:																	
				219	A	Utah St.	56 54	48	A	New Mexico	62 70						
				48	H	New Mexico	61 59	251	H	Air Force	70 61						
				324	H	San Jose St.	69 68	47	A	Wyoming	45 87						
				251	A	Air Force	66 75	65	H	Boise St.	66 69						
				216	A	UNLV	57 71	293	H	UC Santa Barbara	58 63						
				114	H	Fresno St.	81 87	158	A	CSUN	74 77						

Non-Div I Games:

San Diego St.

■ Loss, ■ Non-Conf, S Site, H Home A Away N Neutral

San Francisco

Through Games Of Feb. 10, 2019

Average RPI Win:	270	WON-LOST	WINNING	LAST 10	STRENGTH OF	OPP. STRENGTH	TEAM	ADJ.	CONF.	ADJ CONF.
Average RPI Loss:	99	RECORD	PCT. RANK	GAMES	SCHEDULE	OF SCHEDULE	RPI	RPI	RPI	RPI
DIV. I ONLY	6- 17	296	0- 1	126	102	239	239	8	8	
DIV. I NON-CONF.	4- 7	228	0- 0	221	146	241	241	7	7	
TOTALS	RPI 1-25	RPI 26-50	W-L RECORDS	RPI 51-100	RPI 101-150	RPI 150+				
6- 17	0- 2	0- 2	OVERALL	0- 6	0- 4	6- 3				
2- 9	0- 0	0- 2	HOME	0- 4	0- 2	2- 1				
2- 7	0- 2	0- 0	AWAY	0- 2	0- 2	2- 1				
2- 1	0- 0	0- 0	NEUTRAL	0- 0	0- 0	2- 1				
4- 7	0- 1	0- 0	NON-CONFERENCE	0- 3	0- 2	4- 1				
1- 3	0- 0	0- 0	HOME	0- 2	0- 1	1- 0				
1- 3	0- 1	0- 0	AWAY	0- 1	0- 1	1- 0				
2- 1	0- 0	0- 0	NEUTRAL	0- 0	0- 0	2- 1				
2- 10	0- 1	0- 2	CONFERENCE	0- 3	0- 2	2- 2				
1- 6	0- 0	0- 2	HOME	0- 2	0- 1	1- 1				
1- 4	0- 1	0- 0	AWAY	0- 1	0- 1	1- 1				
0- 0	0- 0	0- 0	NEUTRAL	0- 0	0- 0	0- 0				

RPI 1-25				RPI 26-50				RPI 51-100				RPI 101+ Team's RPI: 239			
RPI	S	Opponent	Score	RPI	S	Opponent	Score	RPI	S	Opponent	Score	RPI	S	Opponent	Score
5	A	Stanford	62 96	38	H	BYU	59 67	79	H	Pacific	75 85	104	H	Northern Colo.	63 68
13	A	Gonzaga	51 78	45	H	Saint Mary's (CA)	65 80	89	A	Idaho	63 70	122	A	Washington St.	61 91
								90	H	UT Arlington	73 80	124	A	Pepperdine	50 69
								91	H	UC Davis	68 70	124	H	Pepperdine	66 72
								99	A	Loyola Marymount	58 66	161	A	Portland	73 78
								99	H	Loyola Marymount	66 73	183	A	Santa Clara	57 49
												183	H	Santa Clara	66 71
												224	N	North Dakota	97 100
												229	A	Sacramento St.	86 75
												257	H	San Diego	68 57
												310	N	Cal Poly	65 62
												319	N	North Dakota St.	75 42
												324	H	San Jose St.	85 63
LAST 12 Division I GAMES:															
				99	H	Loyola Marymount	66 73	45	H	Saint Mary's (CA)	65 80				
				124	H	Pepperdine	66 72	124	A	Pepperdine	50 69				
				183	A	Santa Clara	57 49	99	A	Loyola Marymount	58 66				
				161	A	Portland	73 78	183	H	Santa Clara	66 71				
				13	A	Gonzaga	51 78	38	H	BYU	59 67				
				79	H	Pacific	75 85	257	H	San Diego	68 57				

Non-Div I Games:

San Francisco

■ Loss,
 ■ Non-Conf,
 ■ S Site,
 ■ H Home
 ■ A Away
 N Neutral

Average RPI Win:	246	WON-LOST	WINNING	LAST 10	STRENGTH OF	OPP. STRENGTH	TEAM	ADJ.	CONF.	ADJ CONF.
Average RPI Loss:	159	RECORD	PCT. RANK	GAMES	SCHEDULE	OF SCHEDULE	RPI	RPI	RPI	RPI
DIV. I ONLY	2- 18	338	0- 1	178	174	324	324	15	15	
DIV. I NON-CONF.	1- 9	326	0- 0	218	187	332	332	13	13	
TOTALS	RPI 1-25	RPI 26-50	W-L RECORDS	RPI 51-100	RPI 101-150	RPI 150+				
2- 18	0- 0	0- 1	OVERALL	0- 4	0- 3	2- 10				
2- 7	0- 0	0- 1	HOME	0- 2	0- 0	2- 4				
0- 11	0- 0	0- 0	AWAY	0- 2	0- 3	0- 6				
0- 0	0- 0	0- 0	NEUTRAL	0- 0	0- 0	0- 0				
1- 9	0- 0	0- 0	NON-CONFERENCE	0- 2	0- 2	1- 5				
1- 3	0- 0	0- 0	HOME	0- 1	0- 0	1- 2				
0- 6	0- 0	0- 0	AWAY	0- 1	0- 2	0- 3				
0- 0	0- 0	0- 0	NEUTRAL	0- 0	0- 0	0- 0				
1- 9	0- 0	0- 1	CONFERENCE	0- 2	0- 1	1- 5				
1- 4	0- 0	0- 1	HOME	0- 1	0- 0	1- 2				
0- 5	0- 0	0- 0	AWAY	0- 1	0- 1	0- 3				
0- 0	0- 0	0- 0	NEUTRAL	0- 0	0- 0	0- 0				

RPI S	Opponent	Score	RPI S	Opponent	Score	RPI S	Opponent	Score	RPI S	Opponent	Score	Team's RPI: 324
47	H Wyoming	56 70	65	A Boise St.	68 99	114	A Fresno St.	48 77				
			65	H Boise St.	69 83	136	A Colorado	64 76				
			79	H Pacific	67 91	139	A Portland St.	51 80				
			96	A Nebraska	63 96	158	A CSUN	40 76				
						171	H UC Irvine	66 74				
						183	H Santa Clara	56 62				
						202	A San Diego St.	68 69				
						216	H UNLV	43 53				
						219	A Utah St.	49 82				
						219	H Utah St.	68 59				
						233	H Nevada	49 52				
						239	A San Francisco	63 85				
						251	A Air Force	77 88				
						257	A San Diego	79 83				
						272	H CSU Bakersfield	82 72				
LAST 12 Division I GAMES:												
65	H Boise St.	69 83	219	A Utah St.	49 82							
202	A San Diego St.	68 69	65	A Boise St.	68 99							
219	H Utah St.	68 59	233	H Nevada	49 52							
251	A Air Force	77 88	114	A Fresno St.	48 77							
47	H Wyoming	56 70	257	A San Diego	79 83							
216	H UNLV	43 53	158	A CSUN	40 76							

Non-Div I Games: San Fran. St. 66 73

San Jose St.

Santa Clara

Through Games Of Feb. 10, 2019

Average RPI Win:	212	WON-LOST	WINNING	LAST 10	STRENGTH OF	OPP. STRENGTH	TEAM	ADJ.	CONF.	ADJ CONF.
Average RPI Loss:	105	RECORD	PCT. RANK	GAMES	SCHEDULE	OF SCHEDULE	RPI	RPI	RPI	RPI
DIV. I ONLY	9- 13	229	0- 1	128	114	183	183	8	8	
DIV. I NON-CONF.	6- 4	125	0- 0	189	196	141	141	7	7	
TOTALS	RPI 1-25	RPI 26-50	W-L RECORDS	RPI 51-100	RPI 101-150	RPI 150+				
9- 13	0- 1	0- 4	OVERALL	2- 2	0- 3	7- 3				
4- 8	0- 0	0- 2	HOME	1- 2	0- 1	3- 3				
5- 5	0- 1	0- 2	AWAY	1- 0	0- 2	4- 0				
0- 0	0- 0	0- 0	NEUTRAL	0- 0	0- 0	0- 0				
6- 4	0- 0	0- 2	NON-CONFERENCE	1- 0	0- 1	5- 1				
4- 1	0- 0	0- 0	HOME	1- 0	0- 0	3- 1				
2- 3	0- 0	0- 2	AWAY	0- 0	0- 1	2- 0				
0- 0	0- 0	0- 0	NEUTRAL	0- 0	0- 0	0- 0				
3- 9	0- 1	0- 2	CONFERENCE	1- 2	0- 2	2- 2				
0- 7	0- 0	0- 2	HOME	0- 2	0- 1	0- 2				
3- 2	0- 1	0- 0	AWAY	1- 0	0- 1	2- 0				
0- 0	0- 0	0- 0	NEUTRAL	0- 0	0- 0	0- 0				

RPI 1-25				RPI 26-50				RPI 51-100				RPI 101+ Team's RPI: 183			
RPI	S	Opponent	Score	RPI	S	Opponent	Score	RPI	S	Opponent	Score	RPI	S	Opponent	Score
13	A	Gonzaga	61 78	30	A	Oregon St.	31 82	63	H	Missouri St.	77 73	114	A	Fresno St.	53 80
				38	H	BYU	44 54	79	H	Pacific	70 74	124	A	Pepperdine	48 74
				45	H	Saint Mary's (CA)	59 83	99	A	Loyola Marymount	83 75	124	H	Pepperdine	74 76
				49	A	Southern California	46 77	99	H	Loyola Marymount	60 69	158	H	CSUN	38 53
												161	A	Portland	72 66
												202	H	San Diego St.	60 43
												233	H	Nevada	56 48
												239	A	San Francisco	71 66
												239	H	San Francisco	49 57
												244	A	Cal St. Fullerton	64 60
												257	H	San Diego	49 57
												324	A	San Jose St.	62 56
												339	H	Grand Canyon	75 55
LAST 12 Division I GAMES:															
124	H	Pepperdine	74 76	79	H	Pacific	70 74								
99	H	Loyola Marymount	60 69	99	A	Loyola Marymount	83 75								
239	H	San Francisco	49 57	124	A	Pepperdine	48 74								
13	A	Gonzaga	61 78	239	A	San Francisco	71 66								
161	A	Portland	72 66	257	H	San Diego	49 57								
45	H	Saint Mary's (CA)	59 83	38	H	BYU	44 54								

Non-Div I Games: Sonoma St. 98 38

Santa Clara

Loss, Non-Conf, S Site, H Home A Away N Neutral

Average RPI Win:	334	WON-LOST	WINNING	LAST 10	STRENGTH OF	OPP. STRENGTH	TEAM	ADJ.	CONF.	ADJ CONF.
Average RPI Loss:	230	RECORD	PCT. RANK	GAMES	SCHEDULE	OF SCHEDULE	RPI	RPI	RPI	RPI
DIV. I ONLY	3- 13	322	1- 0	351	297	348	348	32	32	
DIV. I NON-CONF.	0- 7	336	0- 0	259	135	344	344	32	32	
TOTALS	RPI 1-25	RPI 26-50	W-L RECORDS	RPI 51-100	RPI 101-150	RPI 150+				
3- 13	0- 0	0- 2	OVERALL	0- 0	0- 0	3- 11				
1- 6	0- 0	0- 0	HOME	0- 0	0- 0	1- 6				
2- 7	0- 0	0- 2	AWAY	0- 0	0- 0	2- 5				
0- 0	0- 0	0- 0	NEUTRAL	0- 0	0- 0	0- 0				
0- 7	0- 0	0- 2	NON-CONFERENCE	0- 0	0- 0	0- 5				
0- 3	0- 0	0- 0	HOME	0- 0	0- 0	0- 3				
0- 4	0- 0	0- 2	AWAY	0- 0	0- 0	0- 2				
0- 0	0- 0	0- 0	NEUTRAL	0- 0	0- 0	0- 0				
3- 6	0- 0	0- 0	CONFERENCE	0- 0	0- 0	3- 6				
1- 3	0- 0	0- 0	HOME	0- 0	0- 0	1- 3				
2- 3	0- 0	0- 0	AWAY	0- 0	0- 0	2- 3				
0- 0	0- 0	0- 0	NEUTRAL	0- 0	0- 0	0- 0				

RPI 1-25				RPI 26-50				RPI 51-100				RPI 101+ Team's RPI: 348			
RPI	S	Opponent	Score	RPI	S	Opponent	Score	RPI	S	Opponent	Score	RPI	S	Opponent	Score
				28	A	South Dakota St.	49 97					179	A	UMES	46 78
				34	A	DePaul	61 124					198	A	Ole Miss	51 74
												220	H	Texas Southern	41 65
												242	H	Jacksonville	58 68
												248	A	Wichita St.	50 66
												274	H	Norfolk St.	42 78
												288	H	Ga. Southern	71 82
												289	A	Morgan St.	47 63
												304	H	South Carolina St.	60 71
												326	A	Coppin St.	76 70
												326	H	Coppin St.	68 57
												341	H	N.C. Central	67 71
												345	A	Delaware St.	58 66
												349	A	Florida A&M	54 50
LAST 12 Division I GAMES:															
				326	H	Coppin St.	68 57					349	A	Florida A&M	54 50
				179	A	UMES	46 78					289	A	Morgan St.	47 63
				345	A	Delaware St.	58 66					326	A	Coppin St.	76 70
				341	H	N.C. Central	67 71					248	A	Wichita St.	50 66
				304	H	South Carolina St.	60 71					28	A	South Dakota St.	49 97
				274	H	Norfolk St.	42 78					198	A	Ole Miss	51 74

Non-Div I Games: Carver 101 49 Wesleyan (GA) 155 26

Savannah St.

Average RPI Win:	347	WON-LOST	WINNING	LAST 10	STRENGTH OF	OPP. STRENGTH	TEAM	ADJ.	CONF.	ADJ CONF.
Average RPI Loss:	200	RECORD	PCT. RANK	GAMES	SCHEDULE	OF SCHEDULE	RPI	RPI	RPI	RPI
DIV. I ONLY	1- 21	348	0- 1	224	320	343	343	30	30	
DIV. I NON-CONF.	0- 13	336	0- 0	131	265	327	327	30	30	
TOTALS	RPI 1-25	RPI 26-50	W-L RECORDS	RPI 51-100	RPI 101-150	RPI 150+				
1- 21	0- 0	0- 1	OVERALL	0- 3	0- 3	1- 14				
1- 9	0- 0	0- 0	HOME	0- 0	0- 2	1- 7				
0- 11	0- 0	0- 1	AWAY	0- 2	0- 1	0- 7				
0- 1	0- 0	0- 0	NEUTRAL	0- 1	0- 0	0- 0				
0- 13	0- 0	0- 1	NON-CONFERENCE	0- 3	0- 3	0- 6				
0- 5	0- 0	0- 0	HOME	0- 0	0- 2	0- 3				
0- 7	0- 0	0- 1	AWAY	0- 2	0- 1	0- 3				
0- 1	0- 0	0- 0	NEUTRAL	0- 1	0- 0	0- 0				
1- 8	0- 0	0- 0	CONFERENCE	0- 0	0- 0	1- 8				
1- 4	0- 0	0- 0	HOME	0- 0	0- 0	1- 4				
0- 4	0- 0	0- 0	AWAY	0- 0	0- 0	0- 4				
0- 0	0- 0	0- 0	NEUTRAL	0- 0	0- 0	0- 0				

RPI S	Opponent	Score	RPI S	Opponent	Score	RPI S	Opponent	Score	RPI S	Opponent	Score	Team's RPI: 343
50	A Utah	62 89	79	A Pacific	61 75	124	H Pepperdine	64 78	139	A Portland St.	43 68	
			80	N Arizona	54 84	145	H Washington	58 69	166	A New Mexico St.	55 75	
			91	A UC Davis	59 76	171	A UC Irvine	60 65	217	A UTRGV	56 69	
						233	A Nevada	54 67	234	H Northern Ariz.	58 65	
						237	H UMKC	62 86	240	A Hawaii	51 67	
						244	H Cal St. Fullerton	54 57	262	A California Baptist	83 100	
						272	H CSU Bakersfield	60 70	281	A Utah Valley	56 63	
						281	H Utah Valley	55 58	310	H Cal Poly	50 60	
						339	H Grand Canyon	73 74	347	H Chicago St.	90 54	
LAST 12 Division I GAMES:												
281	A Utah Valley	56 63	281	H Utah Valley	55 58							
262	A California Baptist	83 100	339	H Grand Canyon	73 74							
237	H UMKC	62 86	272	H CSU Bakersfield	60 70							
347	H Chicago St.	90 54	171	A UC Irvine	60 65							
217	A UTRGV	56 69	233	A Nevada	54 67							
166	A New Mexico St.	55 75	310	H Cal Poly	50 60							

Non-Div I Games:

Seattle U

■ Loss,
 ■ Non-Conf,
 ■ S Site,
 ■ Home
 ■ A Away
 N Neutral

Average RPI Win:	196	WON-LOST	WINNING	LAST 10	STRENGTH OF	OPP. STRENGTH	TEAM	ADJ.	CONF.	ADJ CONF.
Average RPI Loss:	76	RECORD	PCT. RANK	GAMES	SCHEDULE	OF SCHEDULE	RPI	RPI	RPI	RPI
DIV. I ONLY	14- 10	131	0- 1	122	85	120	120	6	6	
DIV. I NON-CONF.	8- 3	72	0- 0	274	229	134	134	4	4	
TOTALS	RPI 1-25	RPI 26-50	W-L RECORDS	RPI 51-100	RPI 101-150	RPI 150+				
14- 10	0- 2	2- 4	OVERALL	2- 0	3- 2	7- 2				
11- 2	0- 0	1- 1	HOME	1- 0	3- 0	6- 1				
2- 7	0- 2	1- 2	AWAY	1- 0	0- 2	0- 1				
1- 1	0- 0	0- 1	NEUTRAL	0- 0	0- 0	1- 0				
8- 3	0- 1	0- 2	NON-CONFERENCE	1- 0	0- 0	7- 0				
6- 0	0- 0	0- 0	HOME	0- 0	0- 0	6- 0				
1- 2	0- 1	0- 1	AWAY	1- 0	0- 0	0- 0				
1- 1	0- 0	0- 1	NEUTRAL	0- 0	0- 0	1- 0				
6- 7	0- 1	2- 2	CONFERENCE	1- 0	3- 2	0- 2				
5- 2	0- 0	1- 1	HOME	1- 0	3- 0	0- 1				
1- 5	0- 1	1- 1	AWAY	0- 0	0- 2	0- 1				
0- 0	0- 0	0- 0	NEUTRAL	0- 0	0- 0	0- 0				

RPI 1-25				RPI 26-50				RPI 51-100				RPI 101+ Team's RPI: 120			
RPI	S	Opponent	Score	RPI	S	Opponent	Score	RPI	S	Opponent	Score	RPI	S	Opponent	Score
7	A	UConn	61 99	34	A	DePaul	84 73	92	H	Georgetown	76 63	110	H	St. John's (NY)	77 67
8	A	Marquette	60 96	37	A	UCLA	62 78	93	A	Princeton	70 66	116	A	Creighton	71 80
				41	H	Villanova	66 70					116	H	Creighton	82 75
				43	N	Georgia Tech	73 84					117	A	Providence	75 82
				44	A	Butler	59 62					117	H	Providence	79 73
				44	H	Butler	83 62					173	A	Xavier	62 63
												173	H	Xavier	76 80
												258	H	St. Francis Brooklyn	100 77
												296	H	UTSA	84 53
												300	H	Kennesaw St.	102 80
												313	N	UNC Greensboro	71 64
												320	H	UMass Lowell	90 57
												323	H	Wagner	95 40
												328	H	Saint Peter's	90 47
LAST 12 Division I GAMES:															
116	A	Creighton	71 80	34	A	DePaul	84 73								
117	A	Providence	75 82	8	A	Marquette	60 96								
44	H	Butler	83 62	117	H	Providence	79 73								
173	H	Xavier	76 80	116	H	Creighton	82 75								
92	H	Georgetown	76 63	173	A	Xavier	62 63								
41	H	Villanova	66 70	44	A	Butler	59 62								

Non-Div I Games:

Seton Hall

Average RPI Win: 283	WON-LOST	WINNING	LAST 10	STRENGTH OF	OPP. STRENGTH	TEAM	ADJ.	CONF.	ADJ CONF.
Average RPI Loss: 184	RECORD	PCT. RANK	GAMES	SCHEDULE	OF SCHEDULE	RPI	RPI	RPI	RPI
DIV. I ONLY	10- 14	224	1- 0	299	291	278	278	26	26
DIV. I NON-CONF.	4- 7	228	1- 0	206	296	269	269	28	28
TOTALS	RPI 1-25	RPI 26-50	W-L RECORDS	RPI 51-100	RPI 101-150	RPI 150+			
10- 14	0- 0	0- 0	OVERALL	0- 4	0- 2	10- 8			
5- 7	0- 0	0- 0	HOME	0- 2	0- 1	5- 4			
4- 6	0- 0	0- 0	AWAY	0- 1	0- 1	4- 4			
1- 1	0- 0	0- 0	NEUTRAL	0- 1	0- 0	1- 0			
4- 7	0- 0	0- 0	NON-CONFERENCE	0- 3	0- 0	4- 4			
2- 4	0- 0	0- 0	HOME	0- 2	0- 0	2- 2			
1- 2	0- 0	0- 0	AWAY	0- 0	0- 0	1- 2			
1- 1	0- 0	0- 0	NEUTRAL	0- 1	0- 0	1- 0			
6- 7	0- 0	0- 0	CONFERENCE	0- 1	0- 2	6- 4			
3- 3	0- 0	0- 0	HOME	0- 0	0- 1	3- 2			
3- 4	0- 0	0- 0	AWAY	0- 1	0- 1	3- 2			
0- 0	0- 0	0- 0	NEUTRAL	0- 0	0- 0	0- 0			

RPI 1-25			RPI 26-50			RPI 51-100				RPI 101+			Team's RPI: 278		
RPI	S	Opponent	Score	RPI	S	Opponent	Score	RPI	S	Opponent	Score	RPI	S	Opponent	Score
								66	A	Quinnipiac	31 68	146	A	Marist	59 88
								72	H	Penn	51 58	146	H	Marist	58 73
								77	N	Drexel	39 51	177	H	Rider	52 55
								84	H	Harvard	54 73	196	H	Massachusetts	64 59
												210	A	St. Bonaventure	58 74
												215	A	Monmouth	77 68
												215	H	Monmouth	54 56
												223	A	Sacred Heart	50 72
												226	A	Howard	86 81
												247	H	Colgate	55 53
												254	H	Hofstra	50 57
												294	H	Fla. Atlantic	66 70
												306	A	Manhattan	48 52
												306	H	Manhattan	62 56
												308	A	Fairfield	55 59
												323	N	Wagner	74 71
												328	A	Saint Peter's	84 57
												328	H	Saint Peter's	50 46
												331	A	Iona	66 45
												331	H	Iona	59 47
LAST 12 Division I GAMES:															
				323	N	Wagner	74 71					328	H	Saint Peter's	50 46
				215	H	Monmouth	54 56					66	A	Quinnipiac	31 68
				331	A	Iona	66 45					215	A	Monmouth	77 68
				306	A	Manhattan	48 52					146	A	Marist	59 88
				146	H	Marist	58 73					177	H	Rider	52 55
				308	A	Fairfield	55 59					306	H	Manhattan	62 56

Non-Div I Games:

Siena

■ Loss,
 ■ Non-Conf,
 ■ S Site,
 ■ H Home
 ■ A Away
 N Neutral

South Alabama

Through Games Of Feb. 10, 2019

Average RPI Win: 221	WON-LOST	WINNING	LAST 10	STRENGTH OF	OPP. STRENGTH	TEAM	ADJ.	CONF.	ADJ CONF.
Average RPI Loss: 122	RECORD	PCT. RANK	GAMES	SCHEDULE	OF SCHEDULE	RPI	RPI	RPI	RPI
DIV. I ONLY	15- 5	46	1- 0	267	135	108	108	12	12
DIV. I NON-CONF.	9- 0	1	1- 0	309	205	61	61	15	15
TOTALS	RPI 1-25	RPI 26-50	W-L RECORDS	RPI 51-100	RPI 101-150	RPI 150+			
15- 5	0- 0	0- 0	OVERALL	1- 2	1- 1	13- 2			
6- 2	0- 0	0- 0	HOME	1- 1	0- 0	5- 1			
8- 3	0- 0	0- 0	AWAY	0- 1	1- 1	7- 1			
1- 0	0- 0	0- 0	NEUTRAL	0- 0	0- 0	1- 0			
9- 0	0- 0	0- 0	NON-CONFERENCE	0- 0	1- 0	8- 0			
3- 0	0- 0	0- 0	HOME	0- 0	0- 0	3- 0			
5- 0	0- 0	0- 0	AWAY	0- 0	1- 0	4- 0			
1- 0	0- 0	0- 0	NEUTRAL	0- 0	0- 0	1- 0			
6- 5	0- 0	0- 0	CONFERENCE	1- 2	0- 1	5- 2			
3- 2	0- 0	0- 0	HOME	1- 1	0- 0	2- 1			
3- 3	0- 0	0- 0	AWAY	0- 1	0- 1	3- 1			
0- 0	0- 0	0- 0	NEUTRAL	0- 0	0- 0	0- 0			

RPI S	Opponent	Score	RPI S	Opponent	Score	RPI S	Opponent	Score	RPI S	Opponent	Score	Team's RPI: 108
						60	A Little Rock	44 47	129	A Alabama	72 67	
						60	H Little Rock	42 65	140	A Appalachian St.	63 71	
						81	H Troy	80 77	157	A Georgia St.	68 59	
									166	N New Mexico St.	68 67	
									168	A Southern U.	53 49	
									175	A Arkansas St.	58 69	
									175	H Arkansas St.	64 77	
									188	A Coastal Caro.	88 78	
									193	H Southern Miss.	77 68	
									243	H Alabama St.	77 65	
									246	H ETSU	81 74	
									252	H Louisiana	83 60	
									287	A Central Ark.	58 50	
									288	A Ga. Southern	69 53	
									290	A Tennessee St.	78 56	
									295	H La.-Monroe	77 49	
									325	A FIU	84 77	
LAST 12 Division I GAMES:												
325	A	FIU	84	77	288	A	Ga. Southern	69	53			
60	A	Little Rock	44	47	157	A	Georgia St.	68	59			
175	A	Arkansas St.	58	69	60	H	Little Rock	42	65			
81	H	Troy	80	77	175	H	Arkansas St.	64	77			
295	H	La.-Monroe	77	49	188	A	Coastal Caro.	88	78			
252	H	Louisiana	83	60	140	A	Appalachian St.	63	71			

Non-Div I Games: Faulkner 97 40 Spring Hill 75 57

South Alabama

Loss, Non-Conf, S Site, H Home A Away N Neutral

South Carolina

Through Games Of Feb. 10, 2019

Average RPI Win:	128	WON-LOST	WINNING	LAST 10	STRENGTH OF	OPP. STRENGTH	TEAM	ADJ.	CONF.	ADJ CONF.
Average RPI Loss:	15	RECORD	PCT. RANK	GAMES	SCHEDULE	OF SCHEDULE	RPI	RPI	RPI	RPI
DIV. I ONLY	17- 5	40	0- 1	20	22	15	15	5	5	
DIV. I NON-CONF.	8- 4	91	0- 1	23	24	40	40	5	5	
TOTALS	RPI 1-25	RPI 26-50	W-L RECORDS	RPI 51-100	RPI 101-150	RPI 150+				
17- 5	1- 4	2- 1	OVERALL	4- 0	3- 0	7- 0				
10- 2	0- 2	1- 0	HOME	1- 0	3- 0	5- 0				
6- 1	1- 1	1- 0	AWAY	3- 0	0- 0	1- 0				
1- 2	0- 1	0- 1	NEUTRAL	0- 0	0- 0	1- 0				
8- 4	0- 3	0- 1	NON-CONFERENCE	2- 0	2- 0	4- 0				
5- 2	0- 2	0- 0	HOME	1- 0	2- 0	2- 0				
2- 0	0- 0	0- 0	AWAY	1- 0	0- 0	1- 0				
1- 2	0- 1	0- 1	NEUTRAL	0- 0	0- 0	1- 0				
9- 1	1- 1	2- 0	CONFERENCE	2- 0	1- 0	3- 0				
5- 0	0- 0	1- 0	HOME	0- 0	1- 0	3- 0				
4- 1	1- 1	1- 0	AWAY	2- 0	0- 0	0- 0				
0- 0	0- 0	0- 0	NEUTRAL	0- 0	0- 0	0- 0				

RPI	S	Opponent	Score	RPI	S	Opponent	Score	RPI	S	Opponent	Score	RPI	S	Opponent	Score
2	H	Baylor	69 94	27	A	Kentucky	74 70	51	A	Purdue	82 73	113	H	Dayton	65 55
6	A	Mississippi St.	74 89	30	N	Oregon St.	68 70	55	A	LSU	76 53	129	H	Alabama	62 59
17	H	Maryland	61 85	33	H	Missouri	79 65	57	H	Clemson	69 57	140	H	Appalachian St.	80 50
20	A	Texas A&M	60 57					82	A	Arkansas	87 79	170	H	Temple	88 60
21	N	Drake	85 90									178	H	Vanderbilt	80 69
												198	H	Ole Miss	76 42
												207	H	Florida	71 40
												221	H	Furman	66 53
												243	A	Alabama St.	94 38
												246	N	ETSU	101 55
LAST 12 Division I GAMES:															
21	N	Drake	85 90	33	H	Missouri	79 65								
30	N	Oregon St.	68 70	6	A	Mississippi St.	74 89								
198	H	Ole Miss	76 42	55	A	LSU	76 53								
82	A	Arkansas	87 79	207	H	Florida	71 40								
27	A	Kentucky	74 70	129	H	Alabama	62 59								
178	H	Vanderbilt	80 69	20	A	Texas A&M	60 57								

Non-Div I Games:

South Carolina

Loss, Non-Conf, S Site, H Home A Away N Neutral

Average RPI Win:	310	WON-LOST	WINNING	LAST 10	STRENGTH OF	OPP. STRENGTH	TEAM	ADJ.	CONF.	ADJ CONF.
Average RPI Loss:	208	RECORD	PCT. RANK	GAMES	SCHEDULE	OF SCHEDULE	RPI	RPI	RPI	RPI
DIV. I ONLY	9- 12	213	1- 0	349	328	304	304	32	32	
DIV. I NON-CONF.	5- 7	206	1- 0	331	282	290	290	32	32	
TOTALS	RPI 1-25	RPI 26-50	W-L RECORDS	RPI 51-100	RPI 101-150	RPI 150+				
9- 12	0- 0	0- 0	OVERALL	0- 2	0- 1	9- 9				
4- 4	0- 0	0- 0	HOME	0- 0	0- 0	4- 4				
5- 6	0- 0	0- 0	AWAY	0- 2	0- 0	5- 4				
0- 2	0- 0	0- 0	NEUTRAL	0- 0	0- 1	0- 1				
5- 7	0- 0	0- 0	NON-CONFERENCE	0- 2	0- 1	5- 4				
3- 1	0- 0	0- 0	HOME	0- 0	0- 0	3- 1				
2- 4	0- 0	0- 0	AWAY	0- 2	0- 0	2- 2				
0- 2	0- 0	0- 0	NEUTRAL	0- 0	0- 1	0- 1				
4- 5	0- 0	0- 0	CONFERENCE	0- 0	0- 0	4- 5				
1- 3	0- 0	0- 0	HOME	0- 0	0- 0	1- 3				
3- 2	0- 0	0- 0	AWAY	0- 0	0- 0	3- 2				
0- 0	0- 0	0- 0	NEUTRAL	0- 0	0- 0	0- 0				

RPI 1-25				RPI 26-50				RPI 51-100				RPI 101+ Team's RPI: 304			
RPI	S	Opponent	Score	RPI	S	Opponent	Score	RPI	S	Opponent	Score	RPI	S	Opponent	Score
								80	A	Arizona	32 73	118	N	Wake Forest	44 58
								94	A	Radford	31 61	179	A	UMES	43 63
												188	A	Coastal Caro.	44 57
												204	N	East Carolina	63 71
												216	H	UNLV	58 49
												226	H	Howard	72 63
												231	H	N.C. A&T	44 58
												263	H	Winthrop	50 58
												274	H	Norfolk St.	50 57
												289	A	Morgan St.	51 62
												289	H	Morgan St.	61 63
												291	A	Col. of Charleston	51 75
												316	H	Charleston So.	67 58
												326	A	Coppin St.	75 59
												335	A	Presbyterian	57 48
												338	A	Western Caro.	54 39
												340	H	USC Upstate	71 66
												345	A	Delaware St.	63 60
												348	A	Savannah St.	71 60
LAST 12 Division I GAMES:															
216	H	UNLV	58 49	226	H	Howard	72 63								
289	H	Morgan St.	61 63	326	A	Coppin St.	75 59								
345	A	Delaware St.	63 60	289	A	Morgan St.	51 62								
179	A	UMES	43 63	231	H	N.C. A&T	44 58								
348	A	Savannah St.	71 60	338	A	Western Caro.	54 39								
274	H	Norfolk St.	50 57	204	N	East Carolina	63 71								

Non-Div I Games: Voorhees 88 61 UNKNOWN 67 51

Average RPI Win:	188	WON-LOST	WINNING	LAST 10	STRENGTH OF	OPP. STRENGTH	TEAM	ADJ.	CONF.	ADJ CONF.
Average RPI Loss:	77	RECORD	PCT. RANK	GAMES	SCHEDULE	OF SCHEDULE	RPI	RPI	RPI	RPI
DIV. I ONLY	20- 3	12	1- 0	183	117	39	39	18	18	
DIV. I NON-CONF.	10- 2	37	0- 0	45	19	14	14	17	17	
TOTALS	RPI 1-25	RPI 26-50	W-L RECORDS	RPI 51-100	RPI 101-150	RPI 150+				
20- 3	1- 1	2- 1	OVERALL	3- 0	1- 0	13- 1				
8- 0	1- 0	1- 0	HOME	1- 0	0- 0	5- 0				
9- 2	0- 1	1- 0	AWAY	1- 0	1- 0	6- 1				
3- 1	0- 0	0- 1	NEUTRAL	1- 0	0- 0	2- 0				
10- 2	1- 1	1- 1	NON-CONFERENCE	3- 0	1- 0	4- 0				
3- 0	1- 0	0- 0	HOME	1- 0	0- 0	1- 0				
4- 1	0- 1	1- 0	AWAY	1- 0	1- 0	1- 0				
3- 1	0- 0	0- 1	NEUTRAL	1- 0	0- 0	2- 0				
10- 1	0- 0	1- 0	CONFERENCE	0- 0	0- 0	9- 1				
5- 0	0- 0	1- 0	HOME	0- 0	0- 0	4- 0				
5- 1	0- 0	0- 0	AWAY	0- 0	0- 0	5- 1				
0- 0	0- 0	0- 0	NEUTRAL	0- 0	0- 0	0- 0				

RPI S	Opponent	Score	RPI S	Opponent	Score	Team's RPI: 39	RPI S	Opponent	Score	RPI S	Opponent	Score
10	H Iowa St.	64 59	28	H South Dakota St.	105 98		63	A Missouri St.	85 74	116	A Creighton	77 65
21	A Drake	64 76	33	A Missouri	74 61		67	H Green Bay	55 49	165	A Montana	64 41
			40	N Indiana	60 68		99	N Loyola Marymount	67 40	169	A Denver	99 104
										176	A Oral Roberts	76 72
										176	H Oral Roberts	75 64
										211	N Grambling	67 53
										214	H Western Ill.	92 49
										224	A North Dakota	80 50
										248	N Wichita St.	73 64
										315	A Omaha	80 49
										315	H Omaha	78 33
										318	H Incarnate Word	96 43
										319	A North Dakota St.	67 41
										334	A Purdue Fort Wayne	71 49
										334	H Purdue Fort Wayne	69 51
LAST 12 Division I GAMES:												
176	H Oral Roberts	75 64	176	A Oral Roberts	76 72							
315	H Omaha	78 33	334	H Purdue Fort Wayne	69 51							
334	A Purdue Fort Wayne	71 49	28	H South Dakota St.	105 98							
214	H Western Ill.	92 49	169	A Denver	99 104							
224	A North Dakota	80 50	319	A North Dakota St.	67 41							
315	A Omaha	80 49	40	N Indiana	60 68							

Non-Div I Games: St. Mary (NE) 112 52 Bellevue 79 40

South Dakota

Loss, Non-Conf, S Site, H Home A Away N Neutral

Average RPI Win:	180	WON-LOST	WINNING	LAST 10	STRENGTH OF	OPP. STRENGTH	TEAM	ADJ.	CONF.	ADJ CONF.
Average RPI Loss:	21	RECORD	PCT. RANK	GAMES	SCHEDULE	OF SCHEDULE	RPI	RPI	RPI	RPI
DIV. I ONLY	18- 6	46	1- 0	47	98	28	28	18	18	
DIV. I NON-CONF.	8- 5	120	0- 0	5	6	15	15	17	17	
TOTALS	RPI 1-25	RPI 26-50	W-L RECORDS	RPI 51-100	RPI 101-150	RPI 150+				
18- 6	1- 4	1- 2	OVERALL	2- 0	3- 0	11- 0				
10- 1	1- 1	0- 0	HOME	2- 0	1- 0	6- 0				
8- 3	0- 1	1- 2	AWAY	0- 0	2- 0	5- 0				
0- 2	0- 2	0- 0	NEUTRAL	0- 0	0- 0	0- 0				
8- 5	1- 4	1- 1	NON-CONFERENCE	2- 0	3- 0	1- 0				
5- 1	1- 1	0- 0	HOME	2- 0	1- 0	1- 0				
3- 2	0- 1	1- 1	AWAY	0- 0	2- 0	0- 0				
0- 2	0- 2	0- 0	NEUTRAL	0- 0	0- 0	0- 0				
10- 1	0- 0	0- 1	CONFERENCE	0- 0	0- 0	10- 0				
5- 0	0- 0	0- 0	HOME	0- 0	0- 0	5- 0				
5- 1	0- 0	0- 1	AWAY	0- 0	0- 0	5- 0				
0- 0	0- 0	0- 0	NEUTRAL	0- 0	0- 0	0- 0				

RPI 1-25				RPI 26-50				Team's RPI: 28				RPI 51-100				RPI 101+			
RPI	S	Opponent	Score	RPI	S	Opponent	Score	RPI	S	Opponent	Score	RPI	S	Opponent	Score	RPI	S	Opponent	Score
2	N	Baylor	66 72	26	A	Central Mich.	80 71	67	H	Green Bay	77 47	116	H	Creighton	74 48				
4	H	Oregon	79 87	39	A	South Dakota	98 105	70	H	FGCU	80 62	137	A	Montana St.	88 67				
8	A	Marquette	52 91	47	A	Wyoming	70 77					143	A	Chattanooga	71 54				
21	H	Drake	80 71									169	A	Denver	83 67				
24	N	Buffalo	55 61									169	H	Denver	76 59				
												176	A	Oral Roberts	74 65				
												176	H	Oral Roberts	68 55				
												214	A	Western Ill.	93 84				
												224	A	North Dakota	66 48				
												224	H	North Dakota	81 58				
												315	H	Omaha	81 47				
												319	H	North Dakota St.	86 33				
												334	A	Purdue Fort Wayne	85 52				
												348	H	Savannah St.	97 49				
LAST 12 Division I GAMES:																			
224	H	North Dakota	81 58	176	H	Oral Roberts	68 55												
176	A	Oral Roberts	74 65	169	H	Denver	76 59												
169	A	Denver	83 67	39	A	South Dakota	98 105												
315	H	Omaha	81 47	334	A	Purdue Fort Wayne	85 52												
319	H	North Dakota St.	86 33	214	A	Western Ill.	93 84												
224	A	North Dakota	66 48	47	A	Wyoming	70 77												

Non-Div I Games:

South Dakota St.

■ Loss,
 ■ Non-Conf,
 ■ S Site,
 ■ Home
 ■ A Away
 N Neutral

Average RPI Win:	189	WON-LOST	WINNING	LAST 10	STRENGTH OF	OPP. STRENGTH	TEAM	ADJ.	CONF.	ADJ CONF.
Average RPI Loss:	81	RECORD	PCT. RANK	GAMES	SCHEDULE	OF SCHEDULE	RPI	RPI	RPI	RPI
DIV. I ONLY	12- 12	163	0- 1	102	64	149	149	9	9	
DIV. I NON-CONF.	9- 5	105	0- 0	223	21	144	144	9	9	
TOTALS	RPI 1-25	RPI 26-50	W-L RECORDS	RPI 51-100	RPI 101-150	RPI 150+				
12- 12	0- 4	1- 1	OVERALL	0- 4	3- 1	8- 2				
8- 4	0- 1	0- 0	HOME	0- 2	1- 0	7- 1				
3- 4	0- 2	0- 0	AWAY	0- 1	2- 0	1- 1				
1- 4	0- 1	1- 1	NEUTRAL	0- 1	0- 1	0- 0				
9- 5	0- 1	1- 1	NON-CONFERENCE	0- 2	1- 1	7- 0				
7- 0	0- 0	0- 0	HOME	0- 0	0- 0	7- 0				
1- 1	0- 0	0- 0	AWAY	0- 1	1- 0	0- 0				
1- 4	0- 1	1- 1	NEUTRAL	0- 1	0- 1	0- 0				
3- 7	0- 3	0- 0	CONFERENCE	0- 2	2- 0	1- 2				
1- 4	0- 1	0- 0	HOME	0- 2	1- 0	0- 1				
2- 3	0- 2	0- 0	AWAY	0- 0	1- 0	1- 1				
0- 0	0- 0	0- 0	NEUTRAL	0- 0	0- 0	0- 0				

RPI	S	Opponent	Score	RPI	S	Opponent	Score	RPI	S	Opponent	Score	RPI	S	Opponent	Score	Team's RPI: 149
7	A	UConn	46 63	27	N	Kentucky	63 85	55	A	LSU	49 78	107	A	Ohio St.	71 47	
14	A	UCF	63 66	37	N	UCLA	60 56	86	H	Cincinnati	56 57	116	N	Creighton	76 83	
14	H	UCF	49 62					98	N	Virginia	67 74	144	A	Tulane	50 45	
25	N	North Carolina	69 71					100	H	Houston	52 54	144	H	Tulane	73 46	
												162	H	Oklahoma	87 70	
												170	A	Temple	63 53	
												205	A	SMU	44 46	
												209	H	George Washington	63 30	
												211	H	Grambling	67 50	
												230	H	Memphis	40 47	
												238	H	Albany (NY)	74 37	
												259	H	Bethune-Cookman	88 39	
												277	H	Vermont	102 55	
												311	H	New Hampshire	79 36	
LAST 12 Division I GAMES:																
100	H	Houston	52 54	144	H	Tulane	73 46	7	A	UConn	46 63					
144	A	Tulane	50 45	14	H	UCF	49 62	170	A	Temple	63 53					
86	H	Cincinnati	56 57	55	A	LSU	49 78	98	N	Virginia	67 74					
205	A	SMU	44 46													
230	H	Memphis	40 47													

Non-Div I Games:

South Fla.

■ Loss,
 ■ Non-Conf,
 ■ S Site,
 ■ Home
 ■ Away
 N Neutral

Average RPI Win:	266	WON-LOST	WINNING	LAST 10	STRENGTH OF	OPP. STRENGTH	TEAM	ADJ.	CONF.	ADJ CONF.
Average RPI Loss:	163	RECORD	PCT. RANK	GAMES	SCHEDULE	OF SCHEDULE	RPI	RPI	RPI	RPI
DIV. I ONLY	9- 12	213	0- 1	215	293	222	222	22	22	
DIV. I NON-CONF.	3- 6	241	0- 0	169	277	212	212	21	21	
TOTALS	RPI 1-25	RPI 26-50	W-L RECORDS	RPI 51-100	RPI 101-150	RPI 150+				
9- 12	0- 1	0- 0	OVERALL	0- 1	1- 3	8- 7				
5- 4	0- 0	0- 0	HOME	0- 0	1- 1	4- 3				
4- 7	0- 1	0- 0	AWAY	0- 1	0- 1	4- 4				
0- 1	0- 0	0- 0	NEUTRAL	0- 0	0- 1	0- 0				
3- 6	0- 1	0- 0	NON-CONFERENCE	0- 0	0- 1	3- 4				
1- 1	0- 0	0- 0	HOME	0- 0	0- 0	1- 1				
2- 4	0- 1	0- 0	AWAY	0- 0	0- 0	2- 3				
0- 1	0- 0	0- 0	NEUTRAL	0- 0	0- 1	0- 0				
6- 6	0- 0	0- 0	CONFERENCE	0- 1	1- 2	5- 3				
4- 3	0- 0	0- 0	HOME	0- 0	1- 1	3- 2				
2- 3	0- 0	0- 0	AWAY	0- 1	0- 1	2- 1				
0- 0	0- 0	0- 0	NEUTRAL	0- 0	0- 0	0- 0				

RPI 1-25				RPI 26-50				RPI 51-100				RPI 101+ Team's RPI: 222			
RPI	S	Opponent	Score	RPI	S	Opponent	Score	RPI	S	Opponent	Score	RPI	S	Opponent	Score
6	A	Mississippi St.	53 88					64	A	Belmont	57 91	121	A	Morehead St.	54 82
												131	H	Tennessee Tech	62 53
												134	H	UT Martin	73 80
												141	N	North Ala.	67 80
												155	A	Bradley	79 85
												160	A	Southern Ill.	40 60
												174	H	Indiana St.	51 62
												201	H	Jacksonville St.	39 56
												214	H	Western Ill.	81 71
												230	A	Memphis	57 69
												256	A	SIUE	62 52
												256	H	SIUE	63 58
												270	H	Eastern Ill.	72 57
												282	H	Murray St.	59 64
												286	H	Austin Peay	64 54
												290	A	Tennessee St.	59 62
												321	A	NJIT	68 58
												327	A	Eastern Ky.	52 42
												336	A	Evansville	54 50
LAST 12 Division I GAMES:															
201	H	Jacksonville St.	39 56	327	A	Eastern Ky.	52 42								
131	H	Tennessee Tech	62 53	121	A	Morehead St.	54 82								
290	A	Tennessee St.	59 62	282	H	Murray St.	59 64								
64	A	Belmont	57 91	286	H	Austin Peay	64 54								
270	H	Eastern Ill.	72 57	134	H	UT Martin	73 80								
256	H	SIUE	63 58	256	A	SIUE	62 52								

Non-Div I Games: Ill.-Springfield 82 46 Harris-Stowe 80 65

Southeast Mo. St.

Loss, Non-Conf, S Site, H Home A Away N Neutral

Average RPI Win:	275	WON-LOST	WINNING	LAST 10	STRENGTH OF	OPP. STRENGTH	TEAM	ADJ.	CONF.	ADJ CONF.
Average RPI Loss:	188	RECORD	PCT. RANK	GAMES	SCHEDULE	OF SCHEDULE	RPI	RPI	RPI	RPI
DIV. I ONLY	8- 12	234	0- 1	307	304	276	276	25	25	
DIV. I NON-CONF.	4- 5	190	0- 0	304	289	224	224	23	23	
TOTALS	RPI 1-25	RPI 26-50	W-L RECORDS	RPI 51-100	RPI 101-150	RPI 150+				
8- 12	0- 0	0- 0	OVERALL	0- 3	0- 1	8- 8				
5- 3	0- 0	0- 0	HOME	0- 1	0- 0	5- 2				
3- 9	0- 0	0- 0	AWAY	0- 2	0- 1	3- 6				
0- 0	0- 0	0- 0	NEUTRAL	0- 0	0- 0	0- 0				
4- 5	0- 0	0- 0	NON-CONFERENCE	0- 1	0- 1	4- 3				
1- 1	0- 0	0- 0	HOME	0- 0	0- 0	1- 1				
3- 4	0- 0	0- 0	AWAY	0- 1	0- 1	3- 2				
0- 0	0- 0	0- 0	NEUTRAL	0- 0	0- 0	0- 0				
4- 7	0- 0	0- 0	CONFERENCE	0- 2	0- 0	4- 5				
4- 2	0- 0	0- 0	HOME	0- 1	0- 0	4- 1				
0- 5	0- 0	0- 0	AWAY	0- 1	0- 0	0- 4				
0- 0	0- 0	0- 0	NEUTRAL	0- 0	0- 0	0- 0				

RPI 1-25				RPI 26-50				RPI 51-100				RPI 101+ Team's RPI: 276					
RPI	S	Opponent	Score	RPI	S	Opponent	Score	RPI	S	Opponent	Score	RPI	S	Opponent	Score		
								53	H	SFA	51	62	129	A	Alabama	40	88
								55	A	LSU	52	72	152	A	Louisiana Tech	53	72
								59	A	Lamar University	54	94	167	H	Abilene Christian	74	71
												180	H	Nicholls St.	66	73	
												187	A	Sam Houston St.	63	94	
												193	H	Southern Miss.	52	59	
												205	A	SMU	63	62	
												267	H	A&M-Corpus Christi	56	45	
												287	A	Central Ark.	33	75	
												287	H	Central Ark.	62	53	
												295	H	La.-Monroe	49	42	
												298	A	Jackson St.	50	45	
												299	A	Alabama A&M	48	51	
												330	A	McNeese	56	62	
												332	H	Houston Baptist	73	65	
												333	A	Northwestern St.	47	58	
												350	A	Alcorn	77	59	
LAST 12 Division I GAMES:																	
				287	A	Central Ark.	33	75	330	A	McNeese	56	62				
				267	H	A&M-Corpus Christi	56	45	59	A	Lamar University	54	94				
				180	H	Nicholls St.	66	73	167	H	Abilene Christian	74	71				
				187	A	Sam Houston St.	63	94	287	H	Central Ark.	62	53				
				333	A	Northwestern St.	47	58	53	H	SFA	51	62				
				332	H	Houston Baptist	73	65	55	A	LSU	52	72				

Non-Div I Games: Mobile 70 57 Xavier (LA) 47 59

Southeastern La.

Loss, Non-Conf, S Site, H Home A Away N Neutral

Southern California

Through Games Of Feb. 10, 2019

Average RPI Win:	163	WON-LOST	WINNING	LAST 10	STRENGTH OF	OPP. STRENGTH	TEAM	ADJ.	CONF.	ADJ CONF.
Average RPI Loss:	41	RECORD	PCT. RANK	GAMES	SCHEDULE	OF SCHEDULE	RPI	RPI	RPI	RPI
DIV. I ONLY	14- 9	113	0- 1	53	32	49	49	2	2	
DIV. I NON-CONF.	10- 1	17	0- 0	180	157	29	29	2	2	
TOTALS	RPI 1-25	RPI 26-50	W-L RECORDS	RPI 51-100	RPI 101-150	RPI 150+				
14- 9	0- 4	2- 3	OVERALL	1- 1	3- 1	8- 0				
7- 3	0- 1	0- 2	HOME	0- 0	3- 0	4- 0				
6- 6	0- 3	2- 1	AWAY	1- 1	0- 1	3- 0				
1- 0	0- 0	0- 0	NEUTRAL	0- 0	0- 0	1- 0				
10- 1	0- 1	0- 0	NON-CONFERENCE	1- 0	1- 0	8- 0				
5- 0	0- 0	0- 0	HOME	0- 0	1- 0	4- 0				
4- 1	0- 1	0- 0	AWAY	1- 0	0- 0	3- 0				
1- 0	0- 0	0- 0	NEUTRAL	0- 0	0- 0	1- 0				
4- 8	0- 3	2- 3	CONFERENCE	0- 1	2- 1	0- 0				
2- 3	0- 1	0- 2	HOME	0- 0	2- 0	0- 0				
2- 5	0- 2	2- 1	AWAY	0- 1	0- 1	0- 0				
0- 0	0- 0	0- 0	NEUTRAL	0- 0	0- 0	0- 0				

RPI	S	Opponent	Score	RPI	S	Opponent	Score	Team's RPI: 49	RPI	S	Opponent	Score	RPI	S	Opponent	Score
4	H	Oregon	53 93	30	H	Oregon St.	52 76		80	A	Arizona	68 71	114	H	Fresno St.	62 61
5	A	Stanford	64 72	35	A	California	59 66		90	A	UT Arlington	73 61	122	H	Washington St.	81 73
18	A	Arizona St.	59 68	37	A	UCLA	72 67						136	A	Colorado	76 81
20	A	Texas A&M	51 71	37	H	UCLA	65 72						145	H	Washington	82 57
				50	A	Utah	84 80						158	H	CSUN	58 42
													164	H	UC Riverside	73 55
													183	H	Santa Clara	77 46
													216	A	UNLV	86 72
													219	N	Utah St.	55 46
													233	A	Nevada	72 51
													261	A	Long Beach St.	86 50
													293	H	UC Santa Barbara	82 39
LAST 12 Division I GAMES:																
136	A	Colorado	76 81	37	A	UCLA	72 67									
50	A	Utah	84 80	30	H	Oregon St.	52 76									
122	H	Washington St.	81 73	4	H	Oregon	53 93									
145	H	Washington	82 57	35	A	California	59 66									
18	A	Arizona St.	59 68	5	A	Stanford	64 72									
80	A	Arizona	68 71	37	H	UCLA	65 72									

Non-Div I Games:

Southern California

■ Loss,
 ■ Non-Conf,
 ■ S Site,
 ■ H Home
 ■ A Away
 N Neutral

Average RPI Win: 220	WON-LOST	WINNING	LAST 10	STRENGTH OF	OPP. STRENGTH	TEAM	ADJ.	CONF.	ADJ CONF.
Average RPI Loss: 111	RECORD	PCT. RANK	GAMES	SCHEDULE	OF SCHEDULE	RPI	RPI	RPI	RPI
DIV. I ONLY	10- 11	180	0- 1	94	180	160	160	13	13
DIV. I NON-CONF.	7- 4	109	0- 0	97	222	76	76	14	14
TOTALS	RPI 1-25	RPI 26-50	W-L RECORDS	RPI 51-100	RPI 101-150	RPI 150+			
10- 11	0- 2	0- 0	OVERALL	1- 3	2- 2	7- 4			
8- 2	0- 0	0- 0	HOME	1- 1	1- 0	6- 1			
1- 8	0- 1	0- 0	AWAY	0- 2	0- 2	1- 3			
1- 1	0- 1	0- 0	NEUTRAL	0- 0	1- 0	0- 0			
7- 4	0- 1	0- 0	NON-CONFERENCE	1- 0	2- 2	4- 1			
5- 0	0- 0	0- 0	HOME	1- 0	1- 0	3- 0			
1- 3	0- 0	0- 0	AWAY	0- 0	0- 2	1- 1			
1- 1	0- 1	0- 0	NEUTRAL	0- 0	1- 0	0- 0			
3- 7	0- 1	0- 0	CONFERENCE	0- 3	0- 0	3- 3			
3- 2	0- 0	0- 0	HOME	0- 1	0- 0	3- 1			
0- 5	0- 1	0- 0	AWAY	0- 2	0- 0	0- 2			
0- 0	0- 0	0- 0	NEUTRAL	0- 0	0- 0	0- 0			

RPI 1-25				RPI 26-50				RPI 51-100				RPI 101+ Team's RPI: 160			
RPI	S	Opponent	Score	RPI	S	Opponent	Score	RPI	S	Opponent	Score	RPI	S	Opponent	Score
18	N	Arizona St.	38 82					63	A	Missouri St.	51 66	106	N	Hartford	72 50
21	A	Drake	66 94					63	H	Missouri St.	58 70	123	H	IUPUI	78 73
								83	A	UNI	53 65	127	A	Western Ky.	76 83
								97	H	Northern Ill.	82 73	134	A	UT Martin	94 95
												155	A	Bradley	53 58
												174	H	Indiana St.	58 61
												189	A	Illinois St.	52 60
												195	A	Saint Louis	58 62
												222	H	Southeast Mo. St.	60 40
												225	H	Marshall	58 49
												249	H	Loyola Chicago	74 63
												270	H	Eastern Ill.	73 59
												282	A	Murray St.	65 59
												292	H	Valparaiso	87 65
												336	H	Evansville	67 47
LAST 12 Division I GAMES:															
63	H	Missouri St.	58 70	189	A	Illinois St.	52 60								
21	A	Drake	66 94	63	A	Missouri St.	51 66								
83	A	UNI	53 65	174	H	Indiana St.	58 61								
249	H	Loyola Chicago	74 63	336	H	Evansville	67 47								
292	H	Valparaiso	87 65	123	H	IUPUI	78 73								
155	A	Bradley	53 58	282	A	Murray St.	65 59								

Non-Div I Games:

Southern Ill.

Average RPI Win:	261	WON-LOST	WINNING	LAST 10	STRENGTH OF	OPP. STRENGTH	TEAM	ADJ.	CONF.	ADJ CONF.
Average RPI Loss:	105	RECORD	PCT. RANK	GAMES	SCHEDULE	OF SCHEDULE	RPI	RPI	RPI	RPI
DIV. I ONLY	11- 11	163	0- 1	163	231	193	193	14	14	
DIV. I NON-CONF.	6- 5	143	0- 0	271	323	248	248	19	19	
TOTALS	RPI 1-25	RPI 26-50	W-L RECORDS	RPI 51-100	RPI 101-150	RPI 150+				
11- 11	0- 1	0- 1	OVERALL	0- 3	1- 3	10- 3				
8- 6	0- 1	0- 1	HOME	0- 2	0- 0	8- 2				
3- 5	0- 0	0- 0	AWAY	0- 1	1- 3	2- 1				
0- 0	0- 0	0- 0	NEUTRAL	0- 0	0- 0	0- 0				
6- 5	0- 1	0- 0	NON-CONFERENCE	0- 1	0- 2	6- 1				
5- 3	0- 1	0- 0	HOME	0- 1	0- 0	5- 1				
1- 2	0- 0	0- 0	AWAY	0- 0	0- 2	1- 0				
0- 0	0- 0	0- 0	NEUTRAL	0- 0	0- 0	0- 0				
5- 6	0- 0	0- 1	CONFERENCE	0- 2	1- 1	4- 2				
3- 3	0- 0	0- 1	HOME	0- 1	0- 0	3- 1				
2- 3	0- 0	0- 0	AWAY	0- 1	1- 1	1- 1				
0- 0	0- 0	0- 0	NEUTRAL	0- 0	0- 0	0- 0				

RPI S	Opponent	Score	RPI S	Opponent	Score	RPI S	Opponent	Score	RPI S	Opponent	Score	Team's RPI: 193
6	H Mississippi St.	42 86	31	H Rice	47 58	58	A Middle Tenn.	49 66	108	A South Alabama	68 77	
						71	H Old Dominion	50 53	125	A UAB	60 71	
						100	H Houston	44 61	127	A Western Ky.	69 56	
									144	A Tulane	54 71	
									152	A Louisiana Tech	85 106	
									153	H Charlotte	65 54	
									172	H North Texas	48 62	
									187	H Sam Houston St.	61 65	
									211	H Grambling	68 47	
									225	A Marshall	64 52	
									269	H Samford	76 40	
									276	A Southeastern La.	59 52	
									294	H Fla. Atlantic	67 45	
									309	H Mississippi Val.	67 60	
									325	H FIU	71 57	
									333	H Northwestern St.	69 54	
									350	H Alcorn	66 47	
LAST 12 Division I GAMES:												
152	A Louisiana Tech	85 106	153	H Charlotte	65 54							
294	H Fla. Atlantic	67 45	125	A UAB	60 71							
325	H FIU	71 57	58	A Middle Tenn.	49 66							
225	A Marshall	64 52	172	H North Texas	48 62							
127	A Western Ky.	69 56	31	H Rice	47 58							
71	H Old Dominion	50 53	100	H Houston	44 61							

Non-Div I Games: William Carey 74 48 Blue Mountain (MS) 84 38

Southern Miss.

Average RPI Win:	281	WON-LOST	WINNING	LAST 10	STRENGTH OF	OPP. STRENGTH	TEAM	ADJ.	CONF.	ADJ CONF.
Average RPI Loss:	92	RECORD	PCT. RANK	GAMES	SCHEDULE	OF SCHEDULE	RPI	RPI	RPI	RPI
DIV. I ONLY	8- 9	188	0- 0	181	208	168	168	29	29	
DIV. I NON-CONF.	0- 7	336	0- 0	2	5	176	176	27	27	
TOTALS	RPI 1-25	RPI 26-50	W-L RECORDS	RPI 51-100	RPI 101-150	RPI 150+				
8- 9	0- 2	0- 2	OVERALL	0- 1	0- 2	8- 2				
4- 2	0- 0	0- 0	HOME	0- 0	0- 1	4- 1				
4- 7	0- 2	0- 2	AWAY	0- 1	0- 1	4- 1				
0- 0	0- 0	0- 0	NEUTRAL	0- 0	0- 0	0- 0				
0- 7	0- 2	0- 2	NON-CONFERENCE	0- 1	0- 2	0- 0				
0- 1	0- 0	0- 0	HOME	0- 0	0- 1	0- 0				
0- 6	0- 2	0- 2	AWAY	0- 1	0- 1	0- 0				
0- 0	0- 0	0- 0	NEUTRAL	0- 0	0- 0	0- 0				
8- 2	0- 0	0- 0	CONFERENCE	0- 0	0- 0	8- 2				
4- 1	0- 0	0- 0	HOME	0- 0	0- 0	4- 1				
4- 1	0- 0	0- 0	AWAY	0- 0	0- 0	4- 1				
0- 0	0- 0	0- 0	NEUTRAL	0- 0	0- 0	0- 0				

RPI S	Opponent	Score	RPI S	Opponent	Score	RPI S	Opponent	Score	RPI S	Opponent	Score	Team's RPI: 168
2	A Baylor	49 94	27	A Kentucky	41 91	56	A Michigan	35 76	108	H South Alabama	49 53	
18	A Arizona St.	47 69	42	A TCU	40 69				135	A Texas Tech	58 76	
									199	H Prairie View	54 55	
									211	A Grambling	86 81	
									211	H Grambling	71 65	
									220	H Texas Southern	63 61	
									243	A Alabama St.	61 78	
									298	A Jackson St.	76 74	
									299	A Alabama A&M	54 50	
									309	H Mississippi Val.	74 67	
									346	H Ark.-Pine Bluff	73 41	
									350	A Alcorn	75 54	
LAST 12 Division I GAMES:												
211	H Grambling	71 65	298	A Jackson St.	76 74							
350	A Alcorn	75 54	211	A Grambling	86 81							
243	A Alabama St.	61 78	220	H Texas Southern	63 61							
299	A Alabama A&M	54 50	199	H Prairie View	54 55							
309	H Mississippi Val.	74 67	56	A Michigan	35 76							
346	H Ark.-Pine Bluff	73 41	135	A Texas Tech	58 76							

Non-Div I Games: Dillard 61 63 Wiley 89 58 Louisiana Col. 77 53 Millsaps 71 36
Southern U.

Southern Utah

Through Games Of Feb. 10, 2019

Average RPI Win: 220	WON-LOST	WINNING	LAST 10	STRENGTH OF	OPP. STRENGTH	TEAM	ADJ.	CONF.	ADJ CONF.
Average RPI Loss: 153	RECORD	PCT. RANK	GAMES	SCHEDULE	OF SCHEDULE	RPI	RPI	RPI	RPI
DIV. I ONLY	6- 16	290	0- 1	149	228	270	270	16	16
DIV. I NON-CONF.	3- 6	241	0- 1	39	303	194	194	12	12
TOTALS	RPI 1-25	RPI 26-50	W-L RECORDS	RPI 51-100	RPI 101-150	RPI 150+			
6- 16	0- 0	1- 0	OVERALL	0- 3	0- 5	5- 8			
5- 5	0- 0	1- 0	HOME	0- 1	0- 2	4- 2			
1- 11	0- 0	0- 0	AWAY	0- 2	0- 3	1- 6			
0- 0	0- 0	0- 0	NEUTRAL	0- 0	0- 0	0- 0			
3- 6	0- 0	1- 0	NON-CONFERENCE	0- 2	0- 0	2- 4			
3- 1	0- 0	1- 0	HOME	0- 0	0- 0	2- 1			
0- 5	0- 0	0- 0	AWAY	0- 2	0- 0	0- 3			
0- 0	0- 0	0- 0	NEUTRAL	0- 0	0- 0	0- 0			
3- 10	0- 0	0- 0	CONFERENCE	0- 1	0- 5	3- 4			
2- 4	0- 0	0- 0	HOME	0- 1	0- 2	2- 1			
1- 6	0- 0	0- 0	AWAY	0- 0	0- 3	1- 3			
0- 0	0- 0	0- 0	NEUTRAL	0- 0	0- 0	0- 0			

RPI S	Opponent	Score	RPI S	Opponent	Score	RPI S	Opponent	Score	RPI S	Opponent	Score	Team's RPI: 270
38	H BYU	67 64	65	A Boise St.	53 88	101	A Idaho St.	47 80	101	H Idaho St.	57 69	
			89	H Idaho	70 82	104	H Northern Colo.	44 71	137	A Montana St.	64 69	
			91	A UC Davis	45 68	139	A Portland St.	49 63	164	A UC Riverside	50 56	
						165	A Montana	57 79	169	H Denver	70 71	
						171	A UC Irvine	58 75	176	A Oral Roberts	59 64	
						197	H Eastern Wash.	73 63	229	A Sacramento St.	76 77	
						234	A Northern Ariz.	82 76	234	H Northern Ariz.	69 78	
						257	H San Diego	69 59	281	H Utah Valley	60 59	
						314	A Weber St.	66 67	314	H Weber St.	84 79	
LAST 12 Division I GAMES:												
164	A UC Riverside	50 56	104	H Northern Colo.	44 71							
101	A Idaho St.	47 80	229	A Sacramento St.	76 77							
314	A Weber St.	66 67	139	A Portland St.	49 63							
89	H Idaho	70 82	234	A Northern Ariz.	82 76							
197	H Eastern Wash.	73 63	314	H Weber St.	84 79							
234	H Northern Ariz.	69 78	101	H Idaho St.	57 69							

Non-Div I Games:

Southern Utah

■ Loss,
 ■ Non-Conf,
 ■ S Site,
 ■ H Home
 ■ A Away
 N Neutral

Average RPI Win:	232	WON-LOST	WINNING	LAST 10	STRENGTH OF	OPP. STRENGTH	TEAM	ADJ.	CONF.	ADJ CONF.
Average RPI Loss:	139	RECORD	PCT. RANK	GAMES	SCHEDULE	OF SCHEDULE	RPI	RPI	RPI	RPI
DIV. I ONLY	7- 16	274	0- 1	107	199	210	210	17	17	
DIV. I NON-CONF.	3- 10	278	0- 0	109	166	240	240	16	16	
TOTALS	RPI 1-25	RPI 26-50	W-L RECORDS	RPI 51-100	RPI 101-150	RPI 150+				
7- 16	0- 1	0- 2	OVERALL	0- 1	0- 7	7- 5				
3- 7	0- 0	0- 1	HOME	0- 1	0- 3	3- 2				
4- 8	0- 1	0- 0	AWAY	0- 0	0- 4	4- 3				
0- 1	0- 0	0- 1	NEUTRAL	0- 0	0- 0	0- 0				
3- 10	0- 1	0- 2	NON-CONFERENCE	0- 1	0- 3	3- 3				
2- 3	0- 0	0- 1	HOME	0- 1	0- 0	2- 1				
1- 6	0- 1	0- 0	AWAY	0- 0	0- 3	1- 2				
0- 1	0- 0	0- 1	NEUTRAL	0- 0	0- 0	0- 0				
4- 6	0- 0	0- 0	CONFERENCE	0- 0	0- 4	4- 2				
1- 4	0- 0	0- 0	HOME	0- 0	0- 3	1- 1				
3- 2	0- 0	0- 0	AWAY	0- 0	0- 1	3- 1				
0- 0	0- 0	0- 0	NEUTRAL	0- 0	0- 0	0- 0				

RPI 1-25				RPI 26-50				RPI 51-100				RPI 101+ Team's RPI: 210			
RPI	S	Opponent	Score	RPI	S	Opponent	Score	RPI	S	Opponent	Score	RPI	S	Opponent	Score
24	A	Buffalo	43 90	32	N	Ohio	53 70	85	H	Kent St.	64 76	103	A	Georgia	40 67
				46	H	Bucknell	46 77					112	H	VCU	50 59
												113	H	Dayton	49 62
												130	A	Penn St.	65 80
												138	A	Akron	58 67
												148	A	Davidson	55 67
												150	H	Duquesne	54 60
												169	A	Denver	62 76
												195	H	Saint Louis	45 62
												196	A	Massachusetts	64 63
												203	A	George Mason	68 57
												203	H	George Mason	64 55
												228	A	Rhode Island	84 68
												235	A	Niagara	76 48
												253	A	Saint Joseph's	41 66
												254	H	Hofstra	59 67
												273	A	Cornell	44 58
												278	H	Siena	74 58
												280	H	Canisius	100 94
LAST 12 Division I GAMES:															
148	A	Davidson	55 67	113	H	Dayton	49 62								
112	H	VCU	50 59	253	A	Saint Joseph's	41 66								
203	H	George Mason	64 55	203	A	George Mason	68 57								
228	A	Rhode Island	84 68	150	H	Duquesne	54 60								
196	A	Massachusetts	64 63	273	A	Cornell	44 58								
195	H	Saint Louis	45 62	24	A	Buffalo	43 90								

Non-Div I Games:

St. Bonaventure

Average RPI Win:	293	WON-LOST	WINNING	LAST 10	STRENGTH OF	OPP. STRENGTH	TEAM	ADJ.	CONF.	ADJ CONF.
Average RPI Loss:	210	RECORD	PCT. RANK	GAMES	SCHEDULE	OF SCHEDULE	RPI	RPI	RPI	RPI
DIV. I ONLY	12- 9	135	1- 0	344	345	258	258	31	31	
DIV. I NON-CONF.	5- 6	177	0- 0	318	319	277	277	31	31	
TOTALS	RPI 1-25	RPI 26-50	W-L RECORDS	RPI 51-100	RPI 101-150	RPI 150+				
12- 9	0- 0	0- 0	OVERALL	0- 1	1- 1	11- 7				
5- 4	0- 0	0- 0	HOME	0- 1	0- 0	5- 3				
6- 4	0- 0	0- 0	AWAY	0- 0	1- 1	5- 3				
1- 1	0- 0	0- 0	NEUTRAL	0- 0	0- 0	1- 1				
5- 6	0- 0	0- 0	NON-CONFERENCE	0- 1	1- 1	4- 4				
2- 2	0- 0	0- 0	HOME	0- 1	0- 0	2- 1				
2- 3	0- 0	0- 0	AWAY	0- 0	1- 1	1- 2				
1- 1	0- 0	0- 0	NEUTRAL	0- 0	0- 0	1- 1				
7- 3	0- 0	0- 0	CONFERENCE	0- 0	0- 0	7- 3				
3- 2	0- 0	0- 0	HOME	0- 0	0- 0	3- 2				
4- 1	0- 0	0- 0	AWAY	0- 0	0- 0	4- 1				
0- 0	0- 0	0- 0	NEUTRAL	0- 0	0- 0	0- 0				

RPI 1-25				RPI 26-50				RPI 51-100				RPI 101+				Team's RPI: 258	
RPI	S	Opponent	Score	RPI	S	Opponent	Score	RPI	S	Opponent	Score	RPI	S	Opponent	Score		
								93	H	Princeton	64	83	120	A	Seton Hall	77	100
													121	A	Morehead St.	101	94
													159	A	Stony Brook	67	74
													212	H	Saint Francis (PA)	78	65
													218	H	Robert Morris	56	75
													223	A	Sacred Heart	56	53
													223	H	Sacred Heart	66	68
													238	H	Albany (NY)	60	67
													245	A	Mt. St. Mary's	75	78
													292	N	Valparaiso	76	78
													302	A	Army West Point	57	69
													305	A	Bryant	60	55
													306	H	Manhattan	73	65
													307	A	Loyola Maryland	75	70
													323	H	Wagner	76	61
													328	H	Saint Peter's	74	70
													344	A	Fairleigh Dickinson	64	53
													344	H	Fairleigh Dickinson	73	61
													347	N	Chicago St.	110	73
													351	A	LIU Brooklyn	79	67
LAST 12 Division I GAMES:																	
				344	H	Fairleigh Dickinson	73	61		212	H	Saint Francis (PA)	78	65			
				223	A	Sacred Heart	56	53		218	H	Robert Morris	56	75			
				245	A	Mt. St. Mary's	75	78		305	A	Bryant	60	55			
				344	A	Fairleigh Dickinson	64	53		323	H	Wagner	76	61			
				351	A	LIU Brooklyn	79	67		159	A	Stony Brook	67	74			
				223	H	Sacred Heart	66	68		93	H	Princeton	64	83			

Non-Div I Games: Mercy 102 51

St. Francis Brooklyn

■ Loss,
 ■ Non-Conf,
 ■ S Site,
 ■ H Home
 ■ A Away
 N Neutral

Average RPI Win:	188	WON-LOST	WINNING	LAST 10	STRENGTH OF	OPP. STRENGTH	TEAM	ADJ.	CONF.	ADJ CONF.
Average RPI Loss:	58	RECORD	PCT. RANK	GAMES	SCHEDULE	OF SCHEDULE	RPI	RPI	RPI	RPI
DIV. I ONLY	12- 12	163	1- 0	84	45	110	110	6	6	
DIV. I NON-CONF.	7- 4	109	0- 0	199	47	104	104	4	4	
TOTALS	RPI 1-25	RPI 26-50	W-L RECORDS	RPI 51-100	RPI 101-150	RPI 150+				
12- 12	0- 3	0- 5	OVERALL	3- 0	2- 4	7- 0				
4- 5	0- 1	0- 2	HOME	2- 0	0- 2	2- 0				
6- 6	0- 1	0- 3	AWAY	0- 0	2- 2	4- 0				
2- 1	0- 1	0- 0	NEUTRAL	1- 0	0- 0	1- 0				
7- 4	0- 2	0- 1	NON-CONFERENCE	2- 0	0- 1	5- 0				
2- 1	0- 1	0- 0	HOME	1- 0	0- 0	1- 0				
3- 2	0- 0	0- 1	AWAY	0- 0	0- 1	3- 0				
2- 1	0- 1	0- 0	NEUTRAL	1- 0	0- 0	1- 0				
5- 8	0- 1	0- 4	CONFERENCE	1- 0	2- 3	2- 0				
2- 4	0- 0	0- 2	HOME	1- 0	0- 2	1- 0				
3- 4	0- 1	0- 2	AWAY	0- 0	2- 1	1- 0				
0- 0	0- 0	0- 0	NEUTRAL	0- 0	0- 0	0- 0				

RPI 1-25				RPI 26-50				RPI 51-100				RPI 101+ Team's RPI: 110			
RPI	S	Opponent	Score	RPI	S	Opponent	Score	RPI	S	Opponent	Score	RPI	S	Opponent	Score
7	N	UConn	55 65	34	A	DePaul	64 73	51	N	Purdue	68 62	116	A	Creighton	51 45
8	A	Marquette	73 83	36	A	James Madison	51 64	74	H	Yale	56 52	116	H	Creighton	63 65
16	H	Florida St.	53 57	41	H	Villanova	57 73	92	H	Georgetown	59 51	117	A	Providence	60 57
				44	A	Butler	45 66					117	H	Providence	66 67
				44	H	Butler	68 73					118	A	Wake Forest	59 64
												120	A	Seton Hall	67 77
												173	A	Xavier	76 57
												173	H	Xavier	70 41
												198	N	Ole Miss	64 59
												284	A	La Salle	83 57
												302	A	Army West Point	60 49
												331	A	Iona	61 35
												345	H	Delaware St.	82 44
LAST 12 Division I GAMES:															
117	A	Providence	60 57	8	A	Marquette	73 83								
116	A	Creighton	51 45	34	A	DePaul	64 73								
173	H	Xavier	70 41	116	H	Creighton	63 65								
44	H	Butler	68 73	117	H	Providence	66 67								
41	H	Villanova	57 73	44	A	Butler	45 66								
92	H	Georgetown	59 51	173	A	Xavier	76 57								

Non-Div I Games:

St. John's (NY)

■ Loss,
■ Non-Conf,
■ S Site,
■ H Home
■ A Away
N Neutral

Average RPI Win: 91		WON-LOST	WINNING	LAST 10	STRENGTH OF	OPP. STRENGTH	TEAM	ADJ.	CONF.	ADJ CONF.
Average RPI Loss: 26		RECORD	PCT. RANK	GAMES	SCHEDULE	OF SCHEDULE	RPI	RPI	RPI	RPI
DIV. I ONLY		19- 4	20	0- 1	3	13	5	5	2	2
DIV. I NON-CONF.		10- 1	17	0- 0	8	39	2	2	2	2
TOTALS		RPI 1-25	RPI 26-50		W-L RECORDS		RPI 51-100	RPI 101-150	RPI 150+	
19- 4	3- 2	4- 2		OVERALL		6- 0	3- 0	3- 0		
11- 1	1- 1	4- 0		HOME		2- 0	2- 0	2- 0		
6- 3	2- 1	0- 2		AWAY		2- 0	1- 0	1- 0		
2- 0	0- 0	0- 0		NEUTRAL		2- 0	0- 0	0- 0		
10- 1	2- 1	0- 0		NON-CONFERENCE		5- 0	0- 0	3- 0		
5- 0	1- 0	0- 0		HOME		2- 0	0- 0	2- 0		
3- 1	1- 1	0- 0		AWAY		1- 0	0- 0	1- 0		
2- 0	0- 0	0- 0		NEUTRAL		2- 0	0- 0	0- 0		
9- 3	1- 1	4- 2		CONFERENCE		1- 0	3- 0	0- 0		
6- 1	0- 1	4- 0		HOME		0- 0	2- 0	0- 0		
3- 2	1- 0	0- 2		AWAY		1- 0	1- 0	0- 0		
0- 0	0- 0	0- 0		NEUTRAL		0- 0	0- 0	0- 0		

RPI	S	Opponent	Score	RPI	S	Opponent	Score	RPI	S	Opponent	Score	RPI	S	Opponent	Score
2	H	Baylor	68 63	30	H	Oregon St.	61 44	61	A	Tennessee	95 85	122	H	Washington St.	85 64
4	H	Oregon	48 88	35	A	California	80 81	70	N	FGCU	88 65	136	A	Colorado	80 69
13	A	Gonzaga	73 79	35	H	California	75 50	80	A	Arizona	78 48	145	H	Washington	91 54
18	A	Arizona St.	72 65	37	H	UCLA	86 80	89	H	Idaho	115 71	158	H	CSUN	69 43
24	A	Buffalo	62 55	49	H	Southern California	72 64	91	H	UC Davis	71 43	239	H	San Francisco	96 62
				50	A	Utah	68 75	95	N	American	71 49	240	A	Hawaii	81 59
LAST 12 Division I GAMES:															
4	H	Oregon	48 88	122	H	Washington St.	85 64								
30	H	Oregon St.	61 44	145	H	Washington	91 54								
35	H	California	75 50	80	A	Arizona	78 48								
35	A	California	80 81	18	A	Arizona St.	72 65								
50	A	Utah	68 75	37	H	UCLA	86 80								
136	A	Colorado	80 69	49	H	Southern California	72 64								

Non-Div I Games:

Stanford

Average RPI Win: 287	WON-LOST	WINNING	LAST 10	STRENGTH OF	OPP. STRENGTH	TEAM	ADJ.	CONF.	ADJ CONF.
Average RPI Loss: 122	RECORD	PCT. RANK	GAMES	SCHEDULE	OF SCHEDULE	RPI	RPI	RPI	RPI
DIV. I ONLY	10- 11	180	1- 0	247	219	212	212	24	24
DIV. I NON-CONF.	3- 9	271	0- 0	123	162	268	268	26	26
TOTALS	RPI 1-25	RPI 26-50	W-L RECORDS	RPI 51-100	RPI 101-150	RPI 150+			
10- 11	0- 1	0- 1	OVERALL	0- 3	0- 4	10- 2			
7- 2	0- 1	0- 0	HOME	0- 1	0- 0	7- 0			
3- 6	0- 0	0- 1	AWAY	0- 1	0- 3	3- 1			
0- 3	0- 0	0- 0	NEUTRAL	0- 1	0- 1	0- 1			
3- 9	0- 1	0- 1	NON-CONFERENCE	0- 3	0- 3	3- 1			
3- 2	0- 1	0- 0	HOME	0- 1	0- 0	3- 0			
0- 4	0- 0	0- 1	AWAY	0- 1	0- 2	0- 0			
0- 3	0- 0	0- 0	NEUTRAL	0- 1	0- 1	0- 1			
7- 2	0- 0	0- 0	CONFERENCE	0- 0	0- 1	7- 1			
4- 0	0- 0	0- 0	HOME	0- 0	0- 0	4- 0			
3- 2	0- 0	0- 0	AWAY	0- 0	0- 1	3- 1			
0- 0	0- 0	0- 0	NEUTRAL	0- 0	0- 0	0- 0			

RPI 1-25				RPI 26-50				RPI 51-100				RPI 101+ Team's RPI: 212			
RPI	S	Opponent	Score	RPI	S	Opponent	Score	RPI	S	Opponent	Score	RPI	S	Opponent	Score
14	H	UCF	55 78	29	A	Texas	46 65	61	A	Tennessee	55 65	129	A	Alabama	47 59
								72	H	Penn	53 75	141	A	North Ala.	55 71
								76	N	Wright St.	44 57	146	N	Marist	69 76
												147	A	Tulsa	54 55
												224	H	North Dakota	74 63
												236	A	Liberty	68 56
												236	H	Liberty	69 52
												242	A	Jacksonville	69 56
												254	N	Hofstra	50 53
												275	A	North Florida	57 71
												300	H	Kennesaw St.	76 69
												319	H	North Dakota St.	60 59
												321	H	NJIT	74 48
												322	A	Lipscomb	80 65
												322	H	Lipscomb	76 49
												349	H	Florida A&M	69 44
LAST 12 Division I GAMES:															
236	A	Liberty	68 56	275	A	North Florida	57 71								
300	H	Kennesaw St.	76 69	322	A	Lipscomb	80 65								
242	A	Jacksonville	69 56	236	H	Liberty	69 52								
322	H	Lipscomb	76 49	72	H	Penn	53 75								
321	H	NJIT	74 48	319	H	North Dakota St.	60 59								
141	A	North Ala.	55 71	349	H	Florida A&M	69 44								

Non-Div I Games: Central St. (OH) 81 51 Webber Int'l 80 52

Stetson

■ Loss,
 ■ Non-Conf,
 ■ S Site,
 ■ Home
 ■ Away
 N Neutral

Average RPI Win:	281	WON-LOST	WINNING	LAST 10	STRENGTH OF	OPP. STRENGTH	TEAM	ADJ.	CONF.	ADJ CONF.
Average RPI Loss:	105	RECORD	PCT. RANK	GAMES	SCHEDULE	OF SCHEDULE	RPI	RPI	RPI	RPI
DIV. I ONLY	17- 6	52	1- 0	318	264	159	159	23	23	
DIV. I NON-CONF.	10- 2	37	0- 0	303	275	100	100	25	25	
TOTALS	RPI 1-25	RPI 26-50	W-L RECORDS	RPI 51-100	RPI 101-150	RPI 150+				
17- 6	0- 1	0- 0	OVERALL	0- 2	1- 2	16- 1				
9- 3	0- 0	0- 0	HOME	0- 1	0- 1	9- 1				
8- 3	0- 1	0- 0	AWAY	0- 1	1- 1	7- 0				
0- 0	0- 0	0- 0	NEUTRAL	0- 0	0- 0	0- 0				
10- 2	0- 1	0- 0	NON-CONFERENCE	0- 1	1- 0	9- 0				
6- 0	0- 0	0- 0	HOME	0- 0	0- 0	6- 0				
4- 2	0- 1	0- 0	AWAY	0- 1	1- 0	3- 0				
0- 0	0- 0	0- 0	NEUTRAL	0- 0	0- 0	0- 0				
7- 4	0- 0	0- 0	CONFERENCE	0- 1	0- 2	7- 1				
3- 3	0- 0	0- 0	HOME	0- 1	0- 1	3- 1				
4- 1	0- 0	0- 0	AWAY	0- 0	0- 1	4- 0				
0- 0	0- 0	0- 0	NEUTRAL	0- 0	0- 0	0- 0				

RPI 1-25				RPI 26-50				RPI 51-100				RPI 101+ Team's RPI: 159			
RPI	S	Opponent	Score	RPI	S	Opponent	Score	RPI	S	Opponent	Score	RPI	S	Opponent	Score
19	A	Rutgers	47 61					75	H	Maine	54 68	106	A	Hartford	62 73
								87	A	Toledo	48 80	106	H	Hartford	36 64
												130	A	Penn St.	81 70
												223	A	Sacred Heart	73 58
												238	H	Albany (NY)	49 54
												254	H	Hofstra	77 49
												258	H	St. Francis Brooklyn	74 67
												265	A	Binghamton	65 56
												265	H	Binghamton	68 53
												273	H	Cornell	63 61
												277	A	Vermont	67 61
												288	H	Ga. Southern	72 43
												297	H	UMBC	57 44
												306	A	Manhattan	79 48
												311	A	New Hampshire	82 63
												320	A	UMass Lowell	64 47
												320	H	UMass Lowell	76 56
												323	H	Wagner	70 45
												331	A	Iona	53 51
												344	H	Fairleigh Dickinson	63 49
LAST 12 Division I GAMES:															
320	A	UMass Lowell	64 47	75	H	Maine	54 68	311	A	New Hampshire	82 63				
265	H	Binghamton	68 53	265	A	Binghamton	65 56	320	H	UMass Lowell	76 56				
106	A	Hartford	62 73	106	H	Hartford	36 64	258	H	St. Francis Brooklyn	74 67				
297	H	UMBC	57 44												
277	A	Vermont	67 61												
238	H	Albany (NY)	49 54												

Non-Div I Games: SUNY New Paltz 87 50

Stony Brook

Syracuse

Through Games Of Feb. 10, 2019

Through Games of Feb. 10, 1919										
Average RPI Win:	95	WON-LOST	WINNING	LAST 10	STRENGTH OF	OPP. STRENGTH	TEAM	ADJ.	CONF.	ADJ CONF.
Average RPI Loss:	37	RECORD	PCT. RANK	GAMES	SCHEDULE	OF SCHEDULE	RPI	RPI	RPI	RPI
DIV. I ONLY	18- 5	32	1- 0	6	25	9	9	1	1	
DIV. I NON-CONF.	11- 2	31	0- 0	9	74	6	6	1	1	
TOTALS	RPI 1-25	RPI 26-50	W-L RECORDS	RPI 51-100	RPI 101-150	RPI 150+				
18- 5	3- 3	2- 1	OVERALL	6- 0	4- 1	3- 0				
9- 1	2- 1	1- 0	HOME	1- 0	2- 0	3- 0				
4- 4	0- 2	0- 1	AWAY	3- 0	1- 1	0- 0				
5- 0	1- 0	1- 0	NEUTRAL	2- 0	1- 0	0- 0				
11- 2	2- 1	2- 0	NON-CONFERENCE	2- 0	2- 1	3- 0				
6- 0	1- 0	1- 0	HOME	0- 0	1- 0	3- 0				
0- 2	0- 1	0- 0	AWAY	0- 0	0- 1	0- 0				
5- 0	1- 0	1- 0	NEUTRAL	2- 0	1- 0	0- 0				
7- 3	1- 2	0- 1	CONFERENCE	4- 0	2- 0	0- 0				
3- 1	1- 1	0- 0	HOME	1- 0	1- 0	0- 0				
4- 2	0- 1	0- 1	AWAY	3- 0	1- 0	0- 0				
0- 0	0- 0	0- 0	NEUTRAL	0- 0	0- 0	0- 0				

RPI	S	Opponent	Score	RPI	S	Opponent	Score	RPI	S	Opponent	Score	RPI	S	Opponent	Score
3	A	Louisville	51 76	34	N	DePaul	83 81	54	N	Kansas St.	70 61	105	H	Boston College	96 69
4	A	Oregon	73 75	43	A	Georgia Tech	55 65	57	A	Clemson	84 75	111	A	Minnesota	68 72
14	N	UCF	57 52	46	H	Bucknell	70 56	69	A	Virginia Tech	75 73	115	H	Towson	98 55
20	H	Texas A&M	75 65					73	A	Duke	64 55	126	A	Pittsburgh	82 50
22	H	Miami (FL)	71 84					93	N	Princeton	92 61	150	N	Duquesne	87 71
25	H	North Carolina	90 77					98	H	Virginia	72 68	179	H	UMES	96 51
												224	H	North Dakota	85 49
												235	H	Niagara	94 45
LAST 12 Division I GAMES:															
105	H	Boston College	96 69	126	A	Pittsburgh	82 50								
3	A	Louisville	51 76	25	H	North Carolina	90 77								
98	H	Virginia	72 68	69	A	Virginia Tech	75 73								
73	A	Duke	64 55	57	A	Clemson	84 75								
22	H	Miami (FL)	71 84	14	N	UCF	57 52								
43	A	Georgia Tech	55 65	150	N	Duquesne	87 71								

Non-Div I Games:

Syracuse

■ Loss,
 ■ Non-Conf,
 ■ S Site,
 ■ Home
 ■ A Away
 N Neutral

Average RPI Win:	175	WON-LOST	WINNING	LAST 10	STRENGTH OF	OPP. STRENGTH	TEAM	ADJ.	CONF.	ADJ CONF.
Average RPI Loss:	31	RECORD	PCT. RANK	GAMES	SCHEDULE	OF SCHEDULE	RPI	RPI	RPI	RPI
DIV. I ONLY	17- 6	52	0- 1	83	57	42	42	3	3	
DIV. I NON-CONF.	10- 1	17	0- 0	293	228	85	85	3	3	
TOTALS	RPI 1-25	RPI 26-50	W-L RECORDS	RPI 51-100	RPI 101-150	RPI 150+				
17- 6	0- 3	0- 2	OVERALL	2- 0	6- 1	9- 0				
13- 1	0- 1	0- 0	HOME	1- 0	5- 0	7- 0				
4- 4	0- 2	0- 1	AWAY	1- 0	1- 1	2- 0				
0- 1	0- 0	0- 1	NEUTRAL	0- 0	0- 0	0- 0				
10- 1	0- 0	0- 1	NON-CONFERENCE	0- 0	2- 0	8- 0				
8- 0	0- 0	0- 0	HOME	0- 0	2- 0	6- 0				
2- 0	0- 0	0- 0	AWAY	0- 0	0- 0	2- 0				
0- 1	0- 0	0- 1	NEUTRAL	0- 0	0- 0	0- 0				
7- 5	0- 3	0- 1	CONFERENCE	2- 0	4- 1	1- 0				
5- 1	0- 1	0- 0	HOME	1- 0	3- 0	1- 0				
2- 4	0- 2	0- 1	AWAY	1- 0	1- 1	0- 0				
0- 0	0- 0	0- 0	NEUTRAL	0- 0	0- 0	0- 0				

RPI	S	Opponent	Score	RPI	S	Opponent	Score	RPI	S	Opponent	Score	RPI	S	Opponent	Score
2	A	Baylor	71 89	29	A	Texas	67 73	54	A	Kansas St.	61 47	102	A	Oklahoma St.	71 75
2	H	Baylor	55 79	38	N	BYU	58 61	68	H	West Virginia	62 48	102	H	Oklahoma St.	69 55
10	A	Iowa St.	54 92									119	H	Kansas	58 53
												135	A	Texas Tech	70 63
												135	H	Texas Tech	78 70
												137	H	Montana St.	71 49
												150	H	Duquesne	61 48
												162	H	Oklahoma	86 71
												168	H	Southern U.	69 40
												187	H	Sam Houston St.	72 59
												198	A	Ole Miss	55 50
												202	A	San Diego St.	81 64
												205	H	SMU	65 63
												302	H	Army West Point	63 38
												309	H	Mississippi Val.	96 47
												350	H	Alcorn	88 31
LAST 12 Division I GAMES:															
2	A	Baylor	71 89	29	A	Texas	67 73	135	H	Texas Tech	78 70	2	H	Baylor	55 79
135	A	Texas Tech	70 63	102	H	Oklahoma St.	69 55	10	A	Iowa St.	54 92	102	A	Oklahoma St.	71 75
54	A	Kansas St.	61 47	119	H	Kansas	58 53	68	H	West Virginia	62 48				
162	H	Oklahoma	86 71												

Non-Div I Games:

TCU

Average RPI Win:	239	WON-LOST	WINNING	LAST 10	STRENGTH OF	OPP. STRENGTH	TEAM	ADJ.	CONF.	ADJ CONF.
Average RPI Loss:	84	RECORD	PCT. RANK	GAMES	SCHEDULE	OF SCHEDULE	RPI	RPI	RPI	RPI
DIV. I ONLY	8- 15	253	0- 1	82	88	170	170	9	9	
DIV. I NON-CONF.	4- 9	252	0- 0	166	80	214	214	9	9	
TOTALS	RPI 1-25	RPI 26-50	W-L RECORDS	RPI 51-100	RPI 101-150	RPI 150+				
8- 15	0- 4	0- 2	OVERALL	1- 4	1- 4	6- 1				
5- 3	0- 1	0- 0	HOME	1- 0	0- 2	4- 0				
3- 11	0- 3	0- 2	AWAY	0- 3	1- 2	2- 1				
0- 1	0- 0	0- 0	NEUTRAL	0- 1	0- 0	0- 0				
4- 9	0- 2	0- 2	NON-CONFERENCE	0- 2	0- 2	4- 1				
3- 0	0- 0	0- 0	HOME	0- 0	0- 0	3- 0				
1- 8	0- 2	0- 2	AWAY	0- 1	0- 2	1- 1				
0- 1	0- 0	0- 0	NEUTRAL	0- 1	0- 0	0- 0				
4- 6	0- 2	0- 0	CONFERENCE	1- 2	1- 2	2- 0				
2- 3	0- 1	0- 0	HOME	1- 0	0- 2	1- 0				
2- 3	0- 1	0- 0	AWAY	0- 2	1- 0	1- 0				
0- 0	0- 0	0- 0	NEUTRAL	0- 0	0- 0	0- 0				

RPI	S	Opponent	Score	RPI	S	Opponent	Score	RPI	S	Opponent	Score	RPI	S	Opponent	Score	Team's RPI: 170
7	A	UConn	74 109	34	A	DePaul	88 102	72	A	Penn	62 71	144	H	Tulane	57 66	
7	H	UConn	67 88	41	A	Villanova	68 76	86	A	Cincinnati	52 72	146	A	Marist	68 74	
15	A	South Carolina	60 88					94	N	Radford	50 56	147	A	Tulsa	75 61	
22	A	Miami (FL)	61 73					100	A	Houston	65 78	149	H	South Fla.	53 63	
								100	H	Houston	76 65	150	A	Duquesne	53 54	
												198	A	Ole Miss	55 62	
												204	H	East Carolina	84 62	
												248	A	Wichita St.	65 40	
												253	A	Saint Joseph's	58 52	
												284	H	La Salle	75 47	
												331	H	Iona	59 39	
												345	H	Delaware St.	75 61	
LAST 12 Division I GAMES:																
7	A	UConn	74 109	7	H	UConn	67 88									
100	H	Houston	76 65	86	A	Cincinnati	52 72									
248	A	Wichita St.	65 40	100	A	Houston	65 78									
147	A	Tulsa	75 61	144	H	Tulane	57 66									
204	H	East Carolina	84 62	149	H	South Fla.	53 63									
72	A	Penn	62 71	150	A	Duquesne	53 54									

Non-Div I Games:

Temple

Average RPI Win:	166	WON-LOST	WINNING	LAST 10	STRENGTH OF	OPP. STRENGTH	TEAM	ADJ.	CONF.	ADJ CONF.
Average RPI Loss:	48	RECORD	PCT. RANK	GAMES	SCHEDULE	OF SCHEDULE	RPI	RPI	RPI	RPI
DIV. I ONLY	15- 8	90	1- 0	45	61	61	61	5	5	
DIV. I NON-CONF.	11- 2	31	1- 0	68	85	35	35	5	5	
TOTALS	RPI 1-25	RPI 26-50	W-L RECORDS	RPI 51-100	RPI 101-150	RPI 150+				
15- 8	0- 3	1- 2	OVERALL	4- 1	2- 2	8- 0				
9- 5	0- 2	0- 2	HOME	2- 1	0- 0	7- 0				
4- 3	0- 1	1- 0	AWAY	1- 0	1- 2	1- 0				
2- 0	0- 0	0- 0	NEUTRAL	1- 0	1- 0	0- 0				
11- 2	0- 2	1- 0	NON-CONFERENCE	2- 0	2- 0	6- 0				
7- 2	0- 2	0- 0	HOME	1- 0	0- 0	6- 0				
2- 0	0- 0	1- 0	AWAY	0- 0	1- 0	0- 0				
2- 0	0- 0	0- 0	NEUTRAL	1- 0	1- 0	0- 0				
4- 6	0- 1	0- 2	CONFERENCE	2- 1	0- 2	2- 0				
2- 3	0- 0	0- 2	HOME	1- 1	0- 0	1- 0				
2- 3	0- 1	0- 0	AWAY	1- 0	0- 2	1- 0				
0- 0	0- 0	0- 0	NEUTRAL	0- 0	0- 0	0- 0				

RPI 1-25				RPI 26-50				RPI 51-100				Team's RPI: 61	RPI 101+			
RPI	S	Opponent	Score	RPI	S	Opponent	Score	RPI	S	Opponent	Score		RPI	S	Opponent	Score
1	H	Notre Dame	62 77	27	H	Kentucky	71 73	52	A	Auburn	78 69		102	A	Oklahoma St.	76 63
5	H	Stanford	85 95	29	A	Texas	88 82	55	H	LSU	74 65		103	A	Georgia	62 66
6	A	Mississippi St.	63 91	33	H	Missouri	64 66	57	N	Clemson	78 66		125	N	UAB	73 69
								64	H	Belmont	84 76		129	A	Alabama	65 86
								82	H	Arkansas	79 80		178	A	Vanderbilt	82 65
													194	H	UNC Asheville	73 46
													207	H	Florida	67 50
													212	H	Stetson	65 55
													246	H	ETSU	80 61
													282	H	Murray St.	98 77
													335	H	Presbyterian	97 49
													349	H	Florida A&M	96 31
LAST 12 Division I GAMES:																
125	N	UAB	73 69	82	H	Arkansas	79 80	129	A	Alabama	65 86	103	A	Georgia	62 66	
6	A	Mississippi St.	63 91	27	H	Kentucky	71 73	33	H	Missouri	64 66	52	A	Auburn	78 69	
178	A	Vanderbilt	82 65	55	H	LSU	74 65	1	H	Notre Dame	62 77					
207	H	Florida	67 50													

Non-Div I Games:

Tennessee

■ Loss,
■ Non-Conf,
■ S Site,
■ H Home
■ A Away
N Neutral

Average RPI Win:	290	WON-LOST	WINNING	LAST 10	STRENGTH OF	OPP. STRENGTH	TEAM	ADJ.	CONF.	ADJ CONF.
Average RPI Loss:	151	RECORD	PCT. RANK	GAMES	SCHEDULE	OF SCHEDULE	RPI	RPI	RPI	RPI
DIV. I ONLY	4- 20	327	1- 0	174	178	290	290	22	22	
DIV. I NON-CONF.	0- 12	336	0- 0	156	87	325	325	21	21	
TOTALS	RPI 1-25	RPI 26-50	W-L RECORDS	RPI 51-100	RPI 101-150	RPI 150+				
4- 20	0- 1	0- 1	OVERALL	0- 3	0- 7	4- 8				
2- 5	0- 0	0- 0	HOME	0- 0	0- 4	2- 1				
2- 12	0- 1	0- 1	AWAY	0- 2	0- 2	2- 6				
0- 3	0- 0	0- 0	NEUTRAL	0- 1	0- 1	0- 1				
0- 12	0- 1	0- 1	NON-CONFERENCE	0- 2	0- 2	0- 6				
0- 1	0- 0	0- 0	HOME	0- 0	0- 1	0- 0				
0- 8	0- 1	0- 1	AWAY	0- 1	0- 0	0- 5				
0- 3	0- 0	0- 0	NEUTRAL	0- 1	0- 1	0- 1				
4- 8	0- 0	0- 0	CONFERENCE	0- 1	0- 5	4- 2				
2- 4	0- 0	0- 0	HOME	0- 0	0- 3	2- 1				
2- 4	0- 0	0- 0	AWAY	0- 1	0- 2	2- 1				
0- 0	0- 0	0- 0	NEUTRAL	0- 0	0- 0	0- 0				

RPI 1-25				RPI 26-50				RPI 51-100				RPI 101+ Team's RPI: 290			
RPI	S	Opponent	Score	RPI	S	Opponent	Score	RPI	S	Opponent	Score	RPI	S	Opponent	Score
3	A	Louisville	52 107	34	A	DePaul	73 95	64	A	Belmont	46 80	108	H	South Alabama	56 78
								81	A	Troy	67 92	121	A	Morehead St.	55 71
								82	N	Arkansas	55 79	121	H	Morehead St.	62 85
												126	N	Pittsburgh	56 78
												131	A	Tennessee Tech	65 76
												131	H	Tennessee Tech	59 69
												134	H	UT Martin	61 73
												178	A	Vanderbilt	63 89
												182	A	Ball St.	51 90
												185	N	Wisconsin	53 58
												201	H	Jacksonville St.	52 62
												222	H	Southeast Mo. St.	62 59
												225	A	Marshall	59 80
												282	A	Murray St.	65 61
												286	A	Austin Peay	47 74
												299	A	Alabama A&M	57 67
												322	A	Lipscomb	62 64
												327	A	Eastern Ky.	57 31
												327	H	Eastern Ky.	60 38
LAST 12 Division I GAMES:															
327	A	Eastern Ky.	57 31	64	A	Belmont	46 80								
121	A	Morehead St.	55 71	131	A	Tennessee Tech	65 76								
222	H	Southeast Mo. St.	62 59	121	H	Morehead St.	62 85								
134	H	UT Martin	61 73	327	H	Eastern Ky.	60 38								
282	A	Murray St.	65 61	201	H	Jacksonville St.	52 62								
286	A	Austin Peay	47 74	131	H	Tennessee Tech	59 69								

Non-Div I Games:

Tennessee St.

■ Loss,
 ■ Non-Conf,
 ■ S Site,
 ■ H Home
 ■ A Away
 N Neutral

Average RPI Win:	239	WON-LOST	WINNING	LAST 10	STRENGTH OF	OPP. STRENGTH	TEAM	ADJ.	CONF.	ADJ CONF.
Average RPI Loss:	159	RECORD	PCT. RANK	GAMES	SCHEDULE	OF SCHEDULE	RPI	RPI	RPI	RPI
DIV. I ONLY	15- 6	66	1- 0	295	238	131	131	22	22	
DIV. I NON-CONF.	6- 3	91	0- 0	269	200	122	122	21	21	
TOTALS	RPI 1-25	RPI 26-50	W-L RECORDS	RPI 51-100	RPI 101-150	RPI 150+				
15- 6	0- 0	0- 0	OVERALL	2- 2	1- 1	12- 3				
7- 1	0- 0	0- 0	HOME	1- 0	0- 0	6- 1				
8- 4	0- 0	0- 0	AWAY	1- 1	1- 1	6- 2				
0- 1	0- 0	0- 0	NEUTRAL	0- 1	0- 0	0- 0				
6- 3	0- 0	0- 0	NON-CONFERENCE	1- 2	0- 0	5- 1				
3- 0	0- 0	0- 0	HOME	1- 0	0- 0	2- 0				
3- 2	0- 0	0- 0	AWAY	0- 1	0- 0	3- 1				
0- 1	0- 0	0- 0	NEUTRAL	0- 1	0- 0	0- 0				
9- 3	0- 0	0- 0	CONFERENCE	1- 0	1- 1	7- 2				
4- 1	0- 0	0- 0	HOME	0- 0	0- 0	4- 1				
5- 2	0- 0	0- 0	AWAY	1- 0	1- 1	3- 1				
0- 0	0- 0	0- 0	NEUTRAL	0- 0	0- 0	0- 0				

RPI	S	Opponent	Score	RPI	S	Opponent	Score	RPI	S	Opponent	Score	RPI	S	Opponent	Score	Team's RPI: 131
58	H	Middle Tenn.	68 64	64	A	Belmont	77 72	71	N	Old Dominion	73 80	82	A	Arkansas	42 65	
121	A	Morehead St.	56 77	134	A	UT Martin	80 76	173	A	Xavier	60 70	194	H	UNC Asheville	60 53	
201	A	Jacksonville St.	66 49	222	A	Southeast Mo. St.	53 62	248	A	Wichita St.	55 45	256	H	SIUE	79 55	
270	H	Eastern Ill.	99 88	282	H	Murray St.	74 65	286	H	Austin Peay	65 72	290	A	Tennessee St.	69 59	
290	H	Tennessee St.	76 65	316	A	Charleston So.	77 55	322	A	Lipscomb	67 52	327	A	Eastern Ky.	81 68	
338	H	Western Caro.	77 58													
LAST 12 Division I GAMES:																
134	A	UT Martin	80 76	201	A	Jacksonville St.	66 49	222	A	Southeast Mo. St.	53 62	290	H	Tennessee St.	76 65	
282	H	Murray St.	74 65	270	H	Eastern Ill.	99 88	256	H	SIUE	79 55	64	A	Belmont	77 72	
286	H	Austin Peay	65 72	290	A	Tennessee St.	69 59									
327	A	Eastern Ky.	81 68													
121	A	Morehead St.	56 77													

Non-Div I Games: Tenn. Wesleyan 100 58 Cumberland (TN) 88 55

Tennessee Tech

Loss, Non-Conf, S Site, H Home A Away N Neutral

Average RPI Win:	152	WON-LOST	WINNING	LAST 10	STRENGTH OF	OPP. STRENGTH	TEAM	ADJ.	CONF.	ADJ CONF.
Average RPI Loss:	38	RECORD	PCT. RANK	GAMES	SCHEDULE	OF SCHEDULE	RPI	RPI	RPI	RPI
DIV. I ONLY	19- 5	29	2- 0	49	66	29	29	3	3	
DIV. I NON-CONF.	10- 2	37	2- 0	117	195	56	56	3	3	
TOTALS	RPI 1-25	RPI 26-50	W-L RECORDS	RPI 51-100	RPI 101-150	RPI 150+				
19- 5	1- 2	1- 0	OVERALL	3- 3	6- 0	8- 0				
9- 4	0- 2	1- 0	HOME	0- 2	3- 0	5- 0				
7- 1	1- 0	0- 0	AWAY	1- 1	2- 0	3- 0				
3- 0	0- 0	0- 0	NEUTRAL	2- 0	1- 0	0- 0				
10- 2	0- 1	0- 0	NON-CONFERENCE	2- 1	2- 0	6- 0				
5- 2	0- 1	0- 0	HOME	0- 1	1- 0	4- 0				
2- 0	0- 0	0- 0	AWAY	0- 0	0- 0	2- 0				
3- 0	0- 0	0- 0	NEUTRAL	2- 0	1- 0	0- 0				
9- 3	1- 1	1- 0	CONFERENCE	1- 2	4- 0	2- 0				
4- 2	0- 1	1- 0	HOME	0- 1	2- 0	1- 0				
5- 1	1- 0	0- 0	AWAY	1- 1	2- 0	1- 0				
0- 0	0- 0	0- 0	NEUTRAL	0- 0	0- 0	0- 0				

RPI 1-25				RPI 26-50				Team's RPI: 29				RPI 51-100				RPI 101+			
RPI	S	Opponent	Score	RPI	S	Opponent	Score	RPI	S	Opponent	Score	RPI	S	Opponent	Score	RPI	S	Opponent	Score
2	H	Baylor	68 74	42	H	TCU	73 67	54	A	Kansas St.	69 87	102	H	Oklahoma St.	60 51				
6	H	Mississippi St.	49 67					56	N	Michigan	69 52	119	A	Kansas	91 73				
10	A	Iowa St.	64 62					61	H	Tennessee	82 88	119	H	Kansas	62 43				
								66	N	Quinnipiac	56 55	132	N	Fordham	72 54				
								68	A	West Virginia	70 58	135	A	Texas Tech	78 71				
								68	H	West Virginia	58 64	150	H	Duquesne	78 41				
												162	A	Oklahoma	76 67				
												162	H	Oklahoma	73 63				
												172	A	North Texas	64 54				
												212	H	Stetson	65 46				
												217	A	UTRGV	81 66				
												296	H	UTSA	98 54				
												330	H	McNeese	96 40				
												333	H	Northwestern St.	104 66				
LAST 12 Division I GAMES:																			
132	N	Fordham	72 54	135	A	Texas Tech	78 71												
56	N	Michigan	69 52	119	H	Kansas	62 43												
119	A	Kansas	91 73	42	H	TCU	73 67												
2	H	Baylor	68 74	54	A	Kansas St.	69 87												
162	A	Oklahoma	76 67	10	A	Iowa St.	64 62												
68	H	West Virginia	58 64	162	H	Oklahoma	73 63												

Non-Div I Games:

Texas

Average RPI Win: 134		WON-LOST	WINNING	LAST 10	STRENGTH OF	OPP. STRENGTH	TEAM	ADJ.	CONF.	ADJ CONF.
Average RPI Loss: 34		RECORD	PCT. RANK	GAMES	SCHEDULE	OF SCHEDULE	RPI	RPI	RPI	RPI
DIV. I ONLY		18- 5	32	0- 1	36	50	20	20	5	5
DIV. I NON-CONF.		11- 2	31	0- 0	35	86	18	18	5	5
TOTALS		RPI 1-25	RPI 26-50		W-L RECORDS		RPI 51-100	RPI 101-150		RPI 150+
18- 5	0- 2	4- 1		OVERALL		3- 2	2- 0		9- 0	
10- 2	0- 1	3- 0		HOME		0- 1	1- 0		6- 0	
6- 3	0- 1	0- 1		AWAY		3- 1	1- 0		2- 0	
2- 0	0- 0	1- 0		NEUTRAL		0- 0	0- 0		1- 0	
11- 2	0- 1	3- 0		NON-CONFERENCE		2- 1	0- 0		6- 0	
7- 1	0- 0	2- 0		HOME		0- 1	0- 0		5- 0	
2- 1	0- 1	0- 0		AWAY		2- 0	0- 0		0- 0	
2- 0	0- 0	1- 0		NEUTRAL		0- 0	0- 0		1- 0	
7- 3	0- 1	1- 1		CONFERENCE		1- 1	2- 0		3- 0	
3- 1	0- 1	1- 0		HOME		0- 0	1- 0		1- 0	
4- 2	0- 0	0- 1		AWAY		1- 1	1- 0		2- 0	
0- 0	0- 0	0- 0		NEUTRAL		0- 0	0- 0		0- 0	

RPI	S	Opponent	Score
9	A	Syracuse	65 75
15	H	South Carolina	57 60

RPI	S	Opponent	Score
27	H	Kentucky	73 71
30	N	Oregon St.	76 70
31	H	Rice	65 54
33	A	Missouri	65 70
49	H	Southern California	71 51

RPI	S	Opponent	Score
52	A	Auburn	69 67
55	A	LSU	52 63
59	H	Lamar University	68 74
60	A	Little Rock	61 40
100	A	Houston	68 52

RPI	S	Opponent	Score
103	A	Georgia	76 66
129	H	Alabama	70 43
164	N	UC Riverside	70 63
175	H	Arkansas St.	97 56
178	A	Vanderbilt	50 43
178	H	Vanderbilt	69 53
198	A	Ole Miss	72 60
199	H	Prairie View	70 57
217	H	UTRGV	84 61
242	H	Jacksonville	73 53
287	H	Central Ark.	84 27

LAST 12 Division I GAMES:

33	A	Missouri	65 70	129	H	Alabama	70 43
198	A	Ole Miss	72 60	178	A	Vanderbilt	50 43
178	H	Vanderbilt	69 53	55	A	LSU	52 63
27	H	Kentucky	73 71	15	H	South Carolina	57 60
52	A	Auburn	69 67	217	H	UTRGV	84 61
103	A	Georgia	76 66	199	H	Prairie View	70 57

Non-Div I Games:

Texas A&M

Average RPI Win:	277	WON-LOST	WINNING	LAST 10	STRENGTH OF	OPP. STRENGTH	TEAM	ADJ.	CONF.	ADJ CONF.
Average RPI Loss:	155	RECORD	PCT. RANK	GAMES	SCHEDULE	OF SCHEDULE	RPI	RPI	RPI	RPI
DIV. I ONLY	8- 11	223	1- 0	248	316	220	220	29	29	
DIV. I NON-CONF.	2- 7	288	0- 0	42	268	173	173	27	27	
TOTALS	RPI 1-25	RPI 26-50	W-L RECORDS	RPI 51-100	RPI 101-150	RPI 150+				
8- 11	0- 1	0- 1	OVERALL	0- 1	0- 2	8- 6				
3- 2	0- 0	0- 0	HOME	0- 0	0- 0	3- 2				
5- 7	0- 1	0- 1	AWAY	0- 1	0- 2	5- 2				
0- 2	0- 0	0- 0	NEUTRAL	0- 0	0- 0	0- 2				
2- 7	0- 1	0- 1	NON-CONFERENCE	0- 1	0- 2	2- 2				
0- 0	0- 0	0- 0	HOME	0- 0	0- 0	0- 0				
2- 5	0- 1	0- 1	AWAY	0- 1	0- 2	2- 0				
0- 2	0- 0	0- 0	NEUTRAL	0- 0	0- 0	0- 2				
6- 4	0- 0	0- 0	CONFERENCE	0- 0	0- 0	6- 4				
3- 2	0- 0	0- 0	HOME	0- 0	0- 0	3- 2				
3- 2	0- 0	0- 0	AWAY	0- 0	0- 0	3- 2				
0- 0	0- 0	0- 0	NEUTRAL	0- 0	0- 0	0- 0				

RPI 1-25				RPI 26-50				RPI 51-100				RPI 101+ Team's RPI: 220			
RPI	S	Opponent	Score	RPI	S	Opponent	Score	RPI	S	Opponent	Score	RPI	S	Opponent	Score
23	A	Michigan St.	45 91	31	A	Rice	71 76	53	A	SFA	55 74	135	A	Texas Tech	55 75
												144	A	Tulane	56 62
												167	N	Abilene Christian	39 81
												168	A	Southern U.	61 63
												180	N	Nicholls St.	57 58
												199	A	Prairie View	52 44
												199	H	Prairie View	73 67
												211	H	Grambling	67 75
												217	A	UTRGV	69 55
												243	H	Alabama St.	51 58
												298	H	Jackson St.	76 67
												299	H	Alabama A&M	53 45
												309	A	Mississippi Val.	68 50
												346	A	Ark.-Pine Bluff	59 58
												348	A	Savannah St.	65 41
												350	A	Alcorn	52 53
LAST 12 Division I GAMES:															
199	H	Prairie View	73 67	211	H	Grambling	67 75								
299	H	Alabama A&M	53 45	199	A	Prairie View	52 44								
243	H	Alabama St.	51 58	168	A	Southern U.	61 63								
309	A	Mississippi Val.	68 50	350	A	Alcorn	52 53								
346	A	Ark.-Pine Bluff	59 58	135	A	Texas Tech	55 75								
298	H	Jackson St.	76 67	53	A	SFA	55 74								

Non-Div I Games: Huston-Tillotson 72 36 Paul Quinn 83 54

Texas Southern

Loss, Non-Conf, S Site, H Home A Away N Neutral

Average RPI Win: 222		WON-LOST	WINNING	LAST 10	STRENGTH OF	OPP. STRENGTH	TEAM	ADJ.	CONF.	ADJ CONF.
Average RPI Loss: 125		RECORD	PCT. RANK	GAMES	SCHEDULE	OF SCHEDULE	RPI	RPI	RPI	RPI
DIV. I ONLY		7- 14	256	0- 1	103	143	181	181	12	12
DIV. I NON-CONF.		3- 7	256	0- 1	88	169	183	183	15	15
TOTALS	RPI 1-25	RPI 26-50		W-L RECORDS		RPI 51-100	RPI 101-150	RPI 150+		
7- 14	0- 0	0- 3		OVERALL		0- 2	0- 5	7- 4		
2- 5	0- 0	0- 0		HOME		0- 0	0- 2	2- 3		
5- 8	0- 0	0- 2		AWAY		0- 2	0- 3	5- 1		
0- 1	0- 0	0- 1		NEUTRAL		0- 0	0- 0	0- 0		
3- 7	0- 0	0- 3		NON-CONFERENCE		0- 0	0- 3	3- 1		
1- 2	0- 0	0- 0		HOME		0- 0	0- 1	1- 1		
2- 4	0- 0	0- 2		AWAY		0- 0	0- 2	2- 0		
0- 1	0- 0	0- 1		NEUTRAL		0- 0	0- 0	0- 0		
4- 7	0- 0	0- 0		CONFERENCE		0- 2	0- 2	4- 3		
1- 3	0- 0	0- 0		HOME		0- 0	0- 1	1- 2		
3- 4	0- 0	0- 0		AWAY		0- 2	0- 1	3- 1		
0- 0	0- 0	0- 0		NEUTRAL		0- 0	0- 0	0- 0		

RPI 1-25				RPI 26-50				RPI 51-100				RPI 101+				Team's RPI: 181	
RPI	S	Opponent	Score	RPI	S	Opponent	Score	RPI	S	Opponent	Score	RPI	S	Opponent	Score		
				33	A	Missouri	50 69	60	A	Little Rock	47 62	102	A	Oklahoma St.	55 66		
				45	N	Saint Mary's (CA)	62 89	90	A	UT Arlington	53 68	137	H	Montana St.	59 67		
				48	A	New Mexico	51 82					140	A	Appalachian St.	56 77		
												140	H	Appalachian St.	49 62		
												144	A	Tulane	61 67		
												157	A	Georgia St.	69 60		
												157	H	Georgia St.	34 57		
												175	A	Arkansas St.	85 62		
												176	H	Oral Roberts	64 81		
												180	H	Nicholls St.	72 67		
												188	A	Coastal Caro.	70 77		
												188	H	Coastal Caro.	73 58		
												267	A	A&M-Corpus Christi	60 53		
												288	A	Ga. Southern	64 52		
												288	H	Ga. Southern	55 65		
												296	A	UTSA	68 60		
LAST 12 Division I GAMES:																	
				144	A	Tulane	61 67	288	H	Ga. Southern	55 65						
				137	H	Montana St.	59 67	157	H	Georgia St.	34 57						
				180	H	Nicholls St.	72 67	175	A	Arkansas St.	85 62						
				188	A	Coastal Caro.	70 77	60	A	Little Rock	47 62						
				140	A	Appalachian St.	56 77	140	H	Appalachian St.	49 62						
				90	A	UT Arlington	53 68	188	H	Coastal Caro.	73 58						

Non-Div I Games: UNKNOWN

92 39

Tex. A&M Int'l

89 25

Texas St.

■ Loss, ■ Non-Conf, S Site, H Home A Away N Neutral

Average RPI Win:	196	WON-LOST	WINNING	LAST 10	STRENGTH OF	OPP. STRENGTH	TEAM	ADJ.	CONF.	ADJ CONF.
Average RPI Loss:	67	RECORD	PCT. RANK	GAMES	SCHEDULE	OF SCHEDULE	RPI	RPI	RPI	RPI
DIV. I ONLY	11- 12	171	1- 0	52	74	135	135	3	3	
DIV. I NON-CONF.	9- 2	43	0- 0	239	279	106	106	3	3	
TOTALS	RPI 1-25	RPI 26-50	W-L RECORDS	RPI 51-100	RPI 101-150	RPI 150+				
11- 12	0- 3	0- 3	OVERALL	1- 3	2- 1	8- 2				
10- 5	0- 1	0- 2	HOME	1- 2	2- 0	7- 0				
1- 7	0- 2	0- 1	AWAY	0- 1	0- 1	1- 2				
0- 0	0- 0	0- 0	NEUTRAL	0- 0	0- 0	0- 0				
9- 2	0- 0	0- 0	NON-CONFERENCE	1- 1	0- 0	8- 1				
8- 1	0- 0	0- 0	HOME	1- 1	0- 0	7- 0				
1- 1	0- 0	0- 0	AWAY	0- 0	0- 0	1- 1				
0- 0	0- 0	0- 0	NEUTRAL	0- 0	0- 0	0- 0				
2- 10	0- 3	0- 3	CONFERENCE	0- 2	2- 1	0- 1				
2- 4	0- 1	0- 2	HOME	0- 1	2- 0	0- 0				
0- 6	0- 2	0- 1	AWAY	0- 1	0- 1	0- 1				
0- 0	0- 0	0- 0	NEUTRAL	0- 0	0- 0	0- 0				

RPI 1-25				RPI 26-50				RPI 51-100				RPI 101+ Team's RPI: 135			
RPI	S	Opponent	Score	RPI	S	Opponent	Score	RPI	S	Opponent	Score	RPI	S	Opponent	Score
2	A	Baylor	37 96	29	H	Texas	71 78	53	H	SFA	77 69	102	A	Oklahoma St.	57 65
2	H	Baylor	56 73	42	A	TCU	70 78	54	H	Kansas St.	62 66	102	H	Oklahoma St.	90 78
10	A	Iowa St.	66 105	42	H	TCU	63 70	68	A	West Virginia	65 68	119	H	Kansas	69 66
								89	H	Idaho	77 88	162	A	Oklahoma	61 66
												167	H	Abilene Christian	105 54
												168	H	Southern U.	76 58
												201	H	Jacksonville St.	71 58
												207	A	Florida	67 72
												220	H	Texas Southern	75 55
												233	A	Nevada	86 67
												267	H	A&M-Corpus Christi	78 61
												295	H	La.-Monroe	86 42
												332	H	Houston Baptist	82 76
LAST 12 Division I GAMES:															
102	H	Oklahoma St.	90 78	54	H	Kansas St.	62 66								
42	H	TCU	63 70	42	A	TCU	70 78								
2	A	Baylor	37 96	102	A	Oklahoma St.	57 65								
10	A	Iowa St.	66 105	119	H	Kansas	69 66								
29	H	Texas	71 78	2	H	Baylor	56 73								
68	A	West Virginia	65 68	162	A	Oklahoma	61 66								

Non-Div I Games:

Texas Tech

■ Loss,
 ■ Non-Conf, S Site,
 ■ Home
 ■ Away
 N Neutral

T
o
l
e
d
o

Toledo				Through Games Of Feb. 10, 2019						
Average RPI Win:	212	WON-LOST	WINNING	LAST 10	STRENGTH OF	OPP. STRENGTH	TEAM	ADJ.	CONF.	ADJ CONF.
Average RPI Loss:	71	RECORD	PCT. RANK	GAMES	SCHEDULE	OF SCHEDULE	RPI	RPI	RPI	RPI
DIV. I ONLY		14- 7	80	1- 0	140	108	87	87	7	7
DIV. I NON-CONF.		8- 3	72	0- 0	179	185	78	78	8	8

TOTALS	RPI 1-25	RPI 26-50		W-L RECORDS		RPI 51-100	RPI 101-150		RPI 150+	
14- 7	0- 2	1- 0		OVERALL		1- 3	1- 2		11- 0	
8- 2	0- 1	1- 0		HOME		0- 1	1- 0		6- 0	
6- 5	0- 1	0- 0		AWAY		1- 2	0- 2		5- 0	
0- 0	0- 0	0- 0		NEUTRAL		0- 0	0- 0		0- 0	
8- 3	0- 1	0- 0		NON-CONFERENCE		1- 1	1- 1		6- 0	
4- 1	0- 1	0- 0		HOME		0- 0	1- 0		3- 0	
4- 2	0- 0	0- 0		AWAY		1- 1	0- 1		3- 0	
0- 0	0- 0	0- 0		NEUTRAL		0- 0	0- 0		0- 0	
6- 4	0- 1	1- 0		CONFERENCE		0- 2	0- 1		5- 0	
4- 1	0- 0	1- 0		HOME		0- 1	0- 0		3- 0	
2- 3	0- 1	0- 0		AWAY		0- 1	0- 1		2- 0	
0- 0	0- 0	0- 0		NEUTRAL		0- 0	0- 0		0- 0	

RPI 1-25				RPI 26-50				RPI 51-100				RPI 101+			
RPI	S	Opponent	Score	RPI	S	Opponent	Score	RPI	S	Opponent	Score	RPI	S	Opponent	Score
1	H	Notre Dame	56 72	26	H	Central Mich.	62 59	62	A	Miami (OH)	64 65	113	A	Dayton	49 70
24	A	Buffalo	63 73					64	A	Belmont	78 69	138	A	Akron	64 70
								75	A	Maine	59 73	150	H	Duquesne	65 52
								85	H	Kent St.	47 58	159	H	Stony Brook	80 48
												182	H	Ball St.	65 58
												184	H	Eastern Mich.	63 43
												230	A	Memphis	58 48
												232	A	Bowling Green	79 65
												232	H	Bowling Green	76 56
												268	A	Cleveland St.	65 60
												283	A	Western Mich.	80 57
												292	A	Valparaiso	65 59
												331	H	Iona	84 38
												337	H	Detroit Mercy	77 60
LAST 12 Division I GAMES:															
184	H	Eastern Mich.	63 43	283	A	Western Mich.	80 57								
24	A	Buffalo	63 73	85	H	Kent St.	47 58								
232	H	Bowling Green	76 56	62	A	Miami (OH)	64 65								
138	A	Akron	64 70	182	H	Ball St.	65 58								
26	H	Central Mich.	62 59	337	H	Detroit Mercy	77 60								
232	A	Bowling Green	79 65	159	H	Stony Brook	80 48								

Non-Div I Games:

Toledo

T
o
l
e
d
o

Average RPI Win:	220	WON-LOST	WINNING	LAST 10	STRENGTH OF	OPP. STRENGTH	TEAM	ADJ.	CONF.	ADJ CONF.
Average RPI Loss:	115	RECORD	PCT. RANK	GAMES	SCHEDULE	OF SCHEDULE	RPI	RPI	RPI	RPI
DIV. I ONLY	13- 9	123	0- 1	204	116	115	115	10	10	
DIV. I NON-CONF.	6- 5	143	0- 0	288	137	161	161	10	10	
TOTALS	RPI 1-25	RPI 26-50	W-L RECORDS	RPI 51-100	RPI 101-150	RPI 150+				
13- 9	0- 1	0- 1	OVERALL	2- 2	0- 2	11- 3				
6- 1	0- 0	0- 0	HOME	1- 0	0- 0	5- 1				
7- 8	0- 1	0- 1	AWAY	1- 2	0- 2	6- 2				
0- 0	0- 0	0- 0	NEUTRAL	0- 0	0- 0	0- 0				
6- 5	0- 1	0- 0	NON-CONFERENCE	0- 1	0- 1	6- 2				
3- 0	0- 0	0- 0	HOME	0- 0	0- 0	3- 0				
3- 5	0- 1	0- 0	AWAY	0- 1	0- 1	3- 2				
0- 0	0- 0	0- 0	NEUTRAL	0- 0	0- 0	0- 0				
7- 4	0- 0	0- 1	CONFERENCE	2- 1	0- 1	5- 1				
3- 1	0- 0	0- 0	HOME	1- 0	0- 0	2- 1				
4- 3	0- 0	0- 1	AWAY	1- 1	0- 1	3- 0				
0- 0	0- 0	0- 0	NEUTRAL	0- 0	0- 0	0- 0				

RPI	S	Opponent	Score	RPI	S	Opponent	Score	RPI	S	Opponent	Score	RPI	S	Opponent	Score	Team's RPI: 115
9	A	Syracuse	55 98	36	A	James Madison	59 71	68	A	West Virginia	43 90	109	A	UNCW	73 77	
								77	A	Drexel	55 54	118	A	Wake Forest	53 60	
								78	A	Northeastern	68 77	151	A	Delaware	56 48	
								78	H	Northeastern	88 83	163	H	William & Mary	69 80	
												191	H	Elon	59 58	
												196	H	Massachusetts	78 53	
												209	A	George Washington	63 76	
												225	A	Marshall	76 69	
												245	A	Mt. St. Mary's	78 87	
												253	A	Saint Joseph's	73 52	
												254	A	Hofstra	68 56	
												254	H	Hofstra	92 68	
												284	H	La Salle	92 68	
												291	A	Col. of Charleston	77 61	
												297	A	UMBC	71 62	
												307	H	Loyola Maryland	62 57	
LAST 12 Division I GAMES:																
78	A	Northeastern	68 77	291	A	Col. of Charleston	77 61									
254	A	Hofstra	68 56	254	H	Hofstra	92 68									
36	A	James Madison	59 71	78	H	Northeastern	88 83									
163	H	William & Mary	69 80	151	A	Delaware	56 48									
191	H	Elon	59 58	77	A	Drexel	55 54									
109	A	UNCW	73 77	225	A	Marshall	76 69									

Non-Div I Games:

Towson

■ Loss,
■ Non-Conf, S Site,
■ Home
■ Away
N Neutral

Average RPI Win: 220	WON-LOST	WINNING	LAST 10	STRENGTH OF	OPP. STRENGTH	TEAM	ADJ.	CONF.	ADJ CONF.
Average RPI Loss: 80	RECORD	PCT. RANK	GAMES	SCHEDULE	OF SCHEDULE	RPI	RPI	RPI	RPI
DIV. I ONLY	16- 5	42	1- 0	231	122	81	81	12	12
DIV. I NON-CONF.	8- 2	52	0- 0	296	149	109	109	15	15
TOTALS	RPI 1-25	RPI 26-50	W-L RECORDS	RPI 51-100	RPI 101-150	RPI 150+			
16- 5	0- 1	0- 0	OVERALL	1- 2	1- 1	14- 1			
7- 1	0- 0	0- 0	HOME	1- 1	0- 0	6- 0			
7- 4	0- 1	0- 0	AWAY	0- 1	1- 1	6- 1			
2- 0	0- 0	0- 0	NEUTRAL	0- 0	0- 0	2- 0			
8- 2	0- 1	0- 0	NON-CONFERENCE	0- 1	0- 0	8- 0			
3- 1	0- 0	0- 0	HOME	0- 1	0- 0	3- 0			
3- 1	0- 1	0- 0	AWAY	0- 0	0- 0	3- 0			
2- 0	0- 0	0- 0	NEUTRAL	0- 0	0- 0	2- 0			
8- 3	0- 0	0- 0	CONFERENCE	1- 1	1- 1	6- 1			
4- 0	0- 0	0- 0	HOME	1- 0	0- 0	3- 0			
4- 3	0- 0	0- 0	AWAY	0- 1	1- 1	3- 1			
0- 0	0- 0	0- 0	NEUTRAL	0- 0	0- 0	0- 0			

RPI 1-25				RPI 26-50				RPI 51-100				Team's RPI: 81		RPI 101+			
RPI	S	Opponent	Score	RPI	S	Opponent	Score	RPI	S	Opponent	Score			RPI	S	Opponent	Score
16	A	Florida St.	67 103					58	H	Middle Tenn.	64 67			108	A	South Alabama	77 80
								60	A	Little Rock	72 76			140	A	Appalachian St.	83 72
								60	H	Little Rock	71 66			157	A	Georgia St.	80 84
														175	A	Arkansas St.	100 89
														175	H	Arkansas St.	87 79
														187	N	Sam Houston St.	84 79
														188	A	Coastal Caro.	82 81
														198	A	Ole Miss	71 54
														201	A	Jacksonville St.	89 63
														243	H	Alabama St.	116 46
														246	A	ETSU	84 66
														252	H	Louisiana	90 64
														269	H	Samford	72 52
														288	A	Ga. Southern	97 81
														290	H	Tennessee St.	92 67
														295	H	La.-Monroe	78 56
														309	N	Mississippi Val.	75 54
LAST 12 Division I GAMES:																	
175	A	Arkansas St.	100 89	288	A	Ga. Southern	97 81										
60	A	Little Rock	72 76	175	H	Arkansas St.	87 79										
108	A	South Alabama	77 80	60	H	Little Rock	71 66										
252	H	Louisiana	90 64	140	A	Appalachian St.	83 72										
295	H	La.-Monroe	78 56	188	A	Coastal Caro.	82 81										
157	A	Georgia St.	80 84	201	A	Jacksonville St.	89 63										

Non-Div I Games: Talladega 91 70

Troy

T
u
l
a
n
e

Tulane				Through Games Of Feb. 10, 2019						
Average RPI Win:	194	WON-LOST	WINNING	LAST 10	STRENGTH OF	OPP. STRENGTH	TEAM	ADJ.	CONF.	ADJ CONF.
Average RPI Loss:	127	RECORD	PCT. RANK	GAMES	SCHEDULE	OF SCHEDULE	RPI	RPI	RPI	RPI
DIV. I ONLY		14- 9	113	1- 0	208	92	144	144	9	9
DIV. I NON-CONF.		10- 3	59	1- 0	228	67	92	92	9	9

TOTALS	RPI 1-25	RPI 26-50		W-L RECORDS		RPI 51-100	RPI 101-150		RPI 150+	
14- 9	0- 1	1- 1		OVERALL		1- 1	1- 4		11- 2	
7- 4	0- 1	0- 0		HOME		0- 1	1- 1		6- 1	
4- 4	0- 0	0- 0		AWAY		1- 0	0- 3		3- 1	
3- 1	0- 0	1- 1		NEUTRAL		0- 0	0- 0		2- 0	
10- 3	0- 0	1- 1		NON-CONFERENCE		1- 1	1- 1		7- 0	
6- 1	0- 0	0- 0		HOME		0- 1	1- 0		5- 0	
1- 1	0- 0	0- 0		AWAY		1- 0	0- 1		0- 0	
3- 1	0- 0	1- 1		NEUTRAL		0- 0	0- 0		2- 0	
4- 6	0- 1	0- 0		CONFERENCE		0- 0	0- 3		4- 2	
1- 3	0- 1	0- 0		HOME		0- 0	0- 1		1- 1	
3- 3	0- 0	0- 0		AWAY		0- 0	0- 2		3- 1	
0- 0	0- 0	0- 0		NEUTRAL		0- 0	0- 0		0- 0	

RPI 1-25				RPI 26-50				RPI 51-100				RPI 101+ Team's RPI: 144			
RPI	S	Opponent	Score	RPI	S	Opponent	Score	RPI	S	Opponent	Score	RPI	S	Opponent	Score
7	H	UConn	33 75	26	N	Central Mich.	68 57	55	A	LSU	56 54	129	A	Alabama	58 69
				35	N	California	57 65	71	H	Old Dominion	48 56	145	H	Washington	63 51
												147	A	Tulsa	67 72
												149	A	South Fla.	46 73
												149	H	South Fla.	45 50
												170	A	Temple	66 57
												180	H	Nicholls St.	71 46
												181	H	Texas St.	67 61
												193	H	Southern Miss.	71 54
												204	A	East Carolina	61 63
												204	H	East Carolina	68 57
												205	A	SMU	61 43
												220	H	Texas Southern	62 56
												230	A	Memphis	62 61
												248	H	Wichita St.	44 62
												268	N	Cleveland St.	81 72
												294	H	Fla. Atlantic	88 45
												349	N	Florida A&M	78 34

LAST 12 Division I GAMES:															
181	H	Texas St.	67 61	149	A	South Fla.	46 73	7	H	UConn	33 75				
147	A	Tulsa	67 72	205	A	SMU	61 43	170	A	Temple	66 57				
149	H	South Fla.	45 50	204	H	East Carolina	68 57	349	N	Florida A&M	78 34				
204	A	East Carolina	61 63												
230	A	Memphis	62 61												
248	H	Wichita St.	44 62												

Non-Div I Games:

Tulane

T
u
l
a
n
e

Average RPI Win:	198	WON-LOST	WINNING	LAST 10	STRENGTH OF	OPP. STRENGTH	TEAM	ADJ.	CONF.	ADJ CONF.
Average RPI Loss:	96	RECORD	PCT. RANK	GAMES	SCHEDULE	OF SCHEDULE	RPI	RPI	RPI	RPI
DIV. I ONLY	11- 12	171	0- 1	87	94	147	147	9	9	
DIV. I NON-CONF.	6- 7	172	0- 1	65	68	125	125	9	9	
TOTALS	RPI 1-25	RPI 26-50	W-L RECORDS	RPI 51-100	RPI 101-150	RPI 150+				
11- 12	0- 2	0- 0	OVERALL	0- 7	2- 0	9- 3				
8- 4	0- 0	0- 0	HOME	0- 3	1- 0	7- 1				
2- 8	0- 2	0- 0	AWAY	0- 4	0- 0	2- 2				
1- 0	0- 0	0- 0	NEUTRAL	0- 0	1- 0	0- 0				
6- 7	0- 1	0- 0	NON-CONFERENCE	0- 5	1- 0	5- 1				
4- 2	0- 0	0- 0	HOME	0- 2	0- 0	4- 0				
1- 5	0- 1	0- 0	AWAY	0- 3	0- 0	1- 1				
1- 0	0- 0	0- 0	NEUTRAL	0- 0	1- 0	0- 0				
5- 5	0- 1	0- 0	CONFERENCE	0- 2	1- 0	4- 2				
4- 2	0- 0	0- 0	HOME	0- 1	1- 0	3- 1				
1- 3	0- 1	0- 0	AWAY	0- 1	0- 0	1- 1				
0- 0	0- 0	0- 0	NEUTRAL	0- 0	0- 0	0- 0				

RPI 1-25				RPI 26-50				RPI 51-100				RPI 101+ Team's RPI: 147			
RPI	S	Opponent	Score	RPI	S	Opponent	Score	RPI	S	Opponent	Score	RPI	S	Opponent	Score
14	A	UCF	44 60					53	A	SFA	34 76	129	N	Alabama	80 73
18	A	Arizona St.	52 70					60	H	Little Rock	53 63	144	H	Tulane	72 67
								64	A	Belmont	53 78	167	H	Abilene Christian	75 63
								82	H	Arkansas	59 61	170	H	Temple	61 75
								86	H	Cincinnati	50 70	175	A	Arkansas St.	60 73
								95	A	American	52 68	176	A	Oral Roberts	76 68
								100	A	Houston	44 76	195	H	Saint Louis	86 75
												204	A	East Carolina	75 55
												205	H	SMU	49 35
												212	H	Stetson	55 54
												230	A	Memphis	56 59
												230	H	Memphis	46 39
												248	H	Wichita St.	63 49
												266	H	UTEP	66 45
LAST 12 Division I GAMES:															
18	A	Arizona St.	52 70	86	H	Cincinnati	50 70	14	A	UCF	44 60				
144	H	Tulane	72 67	204	A	East Carolina	75 55	230	H	Memphis	46 39				
205	H	SMU	49 35	248	H	Wichita St.	63 49	266	H	UTEP	66 45				
230	A	Memphis	56 59												
170	H	Temple	61 75												
100	A	Houston	44 76												

Non-Div I Games:

Tulsa

■ Loss,
 ■ Non-Conf,
 ■ S Site,
 ■ Home
 ■ A Away
 N Neutral

Average RPI Win:	244	WON-LOST	WINNING	LAST 10	STRENGTH OF	OPP. STRENGTH	TEAM	ADJ.	CONF.	ADJ CONF.
Average RPI Loss:	91	RECORD	PCT. RANK	GAMES	SCHEDULE	OF SCHEDULE	RPI	RPI	RPI	RPI
DIV. I ONLY	18- 5	32	0- 1	313	168	125	125	14	14	
DIV. I NON-CONF.	11- 1	13	0- 1	342	258	132	132	19	19	
TOTALS	RPI 1-25	RPI 26-50	W-L RECORDS	RPI 51-100	RPI 101-150	RPI 150+				
18- 5	0- 0	0- 1	OVERALL	2- 2	1- 0	15- 2				
7- 2	0- 0	0- 1	HOME	0- 0	1- 0	6- 1				
9- 2	0- 0	0- 0	AWAY	2- 1	0- 0	7- 1				
2- 1	0- 0	0- 0	NEUTRAL	0- 1	0- 0	2- 0				
11- 1	0- 0	0- 0	NON-CONFERENCE	1- 1	1- 0	9- 0				
5- 0	0- 0	0- 0	HOME	0- 0	1- 0	4- 0				
4- 0	0- 0	0- 0	AWAY	1- 0	0- 0	3- 0				
2- 1	0- 0	0- 0	NEUTRAL	0- 1	0- 0	2- 0				
7- 4	0- 0	0- 1	CONFERENCE	1- 1	0- 0	6- 2				
2- 2	0- 0	0- 1	HOME	0- 0	0- 0	2- 1				
5- 2	0- 0	0- 0	AWAY	1- 1	0- 0	4- 1				
0- 0	0- 0	0- 0	NEUTRAL	0- 0	0- 0	0- 0				

RPI S	Opponent	Score	RPI S	Opponent	Score	RPI S	Opponent	Score	RPI S	Opponent	Score	Team's RPI: 125
			31 H	Rice	43 55	58 A	Middle Tenn.	44 60	140 H	Appalachian St.	80 61	
						61 N	Tennessee	69 73	152 H	Louisiana Tech	68 73	
						70 A	FGCU	62 60	153 A	Charlotte	56 60	
						71 A	Old Dominion	69 61	162 N	Oklahoma	89 84	
									172 H	North Texas	70 60	
									193 H	Southern Miss.	71 60	
									230 H	Memphis	85 54	
									243 A	Alabama St.	62 47	
									266 A	UTEP	74 48	
									269 A	Samford	66 41	
									294 A	Fla. Atlantic	89 64	
									296 A	UTSA	59 42	
									299 H	Alabama A&M	82 47	
									325 A	FIU	83 59	
									326 N	Coppin St.	86 61	
									330 H	McNeese	91 48	
									347 A	Chicago St.	90 45	
									350 H	Alcorn	80 53	
LAST 12 Division I GAMES:												
			61 N	Tennessee	69 73	296 A	UTSA	59 42				
			153 A	Charlotte	56 60	266 A	UTEP	74 48				
			71 A	Old Dominion	69 61	193 H	Southern Miss.	71 60				
			58 A	Middle Tenn.	44 60	152 H	Louisiana Tech	68 73				
			31 H	Rice	43 55	325 A	FIU	83 59				
			172 H	North Texas	70 60	294 A	Fla. Atlantic	89 64				

Non-Div I Games: Ala.-Huntsville 83 58

UAB

Loss, Non-Conf, S Site, H Home A Away N Neutral

Average RPI Win:	218	WON-LOST	WINNING	LAST 10	STRENGTH OF	OPP. STRENGTH	TEAM	ADJ.	CONF.	ADJ CONF.
Average RPI Loss:	121	RECORD	PCT. RANK	GAMES	SCHEDULE	OF SCHEDULE	RPI	RPI	RPI	RPI
DIV. I ONLY	16- 6	58	0- 1	229	142	91	91	21	21	
DIV. I NON-CONF.	7- 5	132	0- 1	220	52	119	119	20	20	
TOTALS	RPI 1-25	RPI 26-50	W-L RECORDS	RPI 51-100	RPI 101-150	RPI 150+				
16- 6	0- 1	1- 0	OVERALL	0- 2	1- 1	14- 2				
7- 1	0- 0	1- 0	HOME	0- 1	0- 0	6- 0				
8- 5	0- 1	0- 0	AWAY	0- 1	1- 1	7- 2				
1- 0	0- 0	0- 0	NEUTRAL	0- 0	0- 0	1- 0				
7- 5	0- 1	1- 0	NON-CONFERENCE	0- 2	1- 1	5- 1				
3- 1	0- 0	1- 0	HOME	0- 1	0- 0	2- 0				
3- 4	0- 1	0- 0	AWAY	0- 1	1- 1	2- 1				
1- 0	0- 0	0- 0	NEUTRAL	0- 0	0- 0	1- 0				
9- 1	0- 0	0- 0	CONFERENCE	0- 0	0- 0	9- 1				
4- 0	0- 0	0- 0	HOME	0- 0	0- 0	4- 0				
5- 1	0- 0	0- 0	AWAY	0- 0	0- 0	5- 1				
0- 0	0- 0	0- 0	NEUTRAL	0- 0	0- 0	0- 0				

RPI 1-25				RPI 26-50				RPI 51-100				Team's RPI: 91	RPI 101+			
RPI	S	Opponent	Score	RPI	S	Opponent	Score	RPI	S	Opponent	Score		RPI	S	Opponent	Score
5	A	Stanford	43 71	45	H	Saint Mary's (CA)	76 74	79	H	Pacific	80 83		122	A	Washington St.	75 62
								99	A	Loyola Marymount	53 60		139	A	Portland St.	50 65
													158	A	CSUN	60 49
													158	H	CSUN	70 54
													164	A	UC Riverside	67 59
													165	A	Montana	56 62
													171	H	UC Irvine	80 57
													229	A	Sacramento St.	109 60
													233	N	Nevada	84 68
													239	A	San Francisco	70 68
													240	A	Hawaii	60 65
													244	A	Cal St. Fullerton	75 39
													244	H	Cal St. Fullerton	75 51
													261	H	Long Beach St.	70 50
													270	H	Southern Utah	68 45
													293	A	UC Santa Barbara	70 44
													310	A	Cal Poly	85 61
													343	H	Seattle U	76 59
LAST 12 Division I GAMES:																
				165	A	Montana	56 62						158	A	CSUN	60 49
				310	A	Cal Poly	85 61						171	H	UC Irvine	80 57
				293	A	UC Santa Barbara	70 44						244	H	Cal St. Fullerton	75 51
				158	H	CSUN	70 54						240	A	Hawaii	60 65
				261	H	Long Beach St.	70 50						164	A	UC Riverside	67 59
				244	A	Cal St. Fullerton	75 39						45	H	Saint Mary's (CA)	76 74

Non-Div I Games: Dominican (CA) 92 42

UC Davis

Average RPI Win:	255	WON-LOST	WINNING	LAST 10	STRENGTH OF	OPP. STRENGTH	TEAM	ADJ.	CONF.	ADJ CONF.
Average RPI Loss:	140	RECORD	PCT. RANK	GAMES	SCHEDULE	OF SCHEDULE	RPI	RPI	RPI	RPI
DIV. I ONLY	14- 5	57	1- 0	330	221	171	171	21	21	
DIV. I NON-CONF.	9- 2	43	0- 0	323	221	148	148	20	20	
TOTALS	RPI 1-25	RPI 26-50	W-L RECORDS	RPI 51-100	RPI 101-150	RPI 150+				
14- 5	0- 1	0- 0	OVERALL	0- 1	1- 0	13- 3				
8- 2	0- 0	0- 0	HOME	0- 0	0- 0	8- 2				
4- 3	0- 1	0- 0	AWAY	0- 1	1- 0	3- 1				
2- 0	0- 0	0- 0	NEUTRAL	0- 0	0- 0	2- 0				
9- 2	0- 1	0- 0	NON-CONFERENCE	0- 0	1- 0	8- 1				
4- 1	0- 0	0- 0	HOME	0- 0	0- 0	4- 1				
3- 1	0- 1	0- 0	AWAY	0- 0	1- 0	2- 0				
2- 0	0- 0	0- 0	NEUTRAL	0- 0	0- 0	2- 0				
5- 3	0- 0	0- 0	CONFERENCE	0- 1	0- 0	5- 2				
4- 1	0- 0	0- 0	HOME	0- 0	0- 0	4- 1				
1- 2	0- 0	0- 0	AWAY	0- 1	0- 0	1- 1				
0- 0	0- 0	0- 0	NEUTRAL	0- 0	0- 0	0- 0				

RPI 1-25				RPI 26-50				RPI 51-100				RPI 101+ Team's RPI: 171			
RPI	S	Opponent	Score	RPI	S	Opponent	Score	RPI	S	Opponent	Score	RPI	S	Opponent	Score
4	A	Oregon	69 115					91	A	UC Davis	57 80	139	A	Portland St.	73 68
												158	H	CSUN	65 61
												161	A	Portland	84 69
												164	A	UC Riverside	72 88
												174	N	Indiana St.	77 61
												202	H	San Diego St.	70 78
												216	H	UNLV	57 55
												240	H	Hawaii	68 70
												244	H	Cal St. Fullerton	65 61
												270	H	Southern Utah	75 58
												272	H	CSU Bakersfield	85 78
												293	H	UC Santa Barbara	74 68
												310	A	Cal Poly	75 59
												310	H	Cal Poly	73 57
												324	A	San Jose St.	74 66
												343	H	Seattle U	65 60
												351	N	LIU Brooklyn	84 71
LAST 12 Division I GAMES:															
244	H	Cal St. Fullerton	65 61	158	H	CSUN	65 61								
240	H	Hawaii	68 70	310	A	Cal Poly	75 59								
293	H	UC Santa Barbara	74 68	343	H	Seattle U	65 60								
310	H	Cal Poly	73 57	4	A	Oregon	69 115								
91	A	UC Davis	57 80	139	A	Portland St.	73 68								
164	A	UC Riverside	72 88	161	A	Portland	84 69								

Non-Div I Games: LIFE Pacific 105 31

UC Irvine

■ Loss,
 ■ Non-Conf,
 ■ S Site,
 ■ Home
 ■ A Away
 N Neutral

Average RPI Win:	238	WON-LOST	WINNING	LAST 10	STRENGTH OF	OPP. STRENGTH	TEAM	ADJ.	CONF.	ADJ CONF.
Average RPI Loss:	133	RECORD	PCT. RANK	GAMES	SCHEDULE	OF SCHEDULE	RPI	RPI	RPI	RPI
DIV. I ONLY	11- 11	163	1- 0	161	201	164	164	21	21	
DIV. I NON-CONF.	6- 8	199	1- 0	130	180	158	158	20	20	
TOTALS	RPI 1-25	RPI 26-50	W-L RECORDS	RPI 51-100	RPI 101-150	RPI 150+				
11- 11	0- 2	0- 2	OVERALL	0- 1	0- 1	11- 5				
6- 2	0- 0	0- 0	HOME	0- 1	0- 0	6- 1				
4- 6	0- 0	0- 2	AWAY	0- 0	0- 1	4- 3				
1- 3	0- 2	0- 0	NEUTRAL	0- 0	0- 0	1- 1				
6- 8	0- 2	0- 2	NON-CONFERENCE	0- 0	0- 1	6- 3				
3- 0	0- 0	0- 0	HOME	0- 0	0- 0	3- 0				
2- 5	0- 0	0- 2	AWAY	0- 0	0- 1	2- 2				
1- 3	0- 2	0- 0	NEUTRAL	0- 0	0- 0	1- 1				
5- 3	0- 0	0- 0	CONFERENCE	0- 1	0- 0	5- 2				
3- 2	0- 0	0- 0	HOME	0- 1	0- 0	3- 1				
2- 1	0- 0	0- 0	AWAY	0- 0	0- 0	2- 1				
0- 0	0- 0	0- 0	NEUTRAL	0- 0	0- 0	0- 0				

RPI 1-25				RPI 26-50				RPI 51-100				RPI 101+ Team's RPI: 164			
RPI	S	Opponent	Score	RPI	S	Opponent	Score	RPI	S	Opponent	Score	RPI	S	Opponent	Score
4	N	Oregon	44 94	38	A	BYU	70 72	91	H	UC Davis	59 67	102	A	Oklahoma St.	51 76
20	N	Texas A&M	63 70	49	A	Southern California	55 73					158	A	CSUN	56 69
												166	H	New Mexico St.	65 64
												171	H	UC Irvine	88 72
												188	H	Coastal Caro.	62 43
												192	N	Milwaukee	54 56
												197	N	Eastern Wash.	57 45
												240	A	Hawaii	60 55
												244	H	Cal St. Fullerton	62 59
												261	A	Long Beach St.	73 59
												261	H	Long Beach St.	45 63
												262	A	California Baptist	57 65
												270	H	Southern Utah	56 50
												272	A	CSU Bakersfield	79 67
												281	A	Utah Valley	53 56
												293	H	UC Santa Barbara	73 60
												314	A	Weber St.	71 39
LAST 12 Division I GAMES:															
270	H	Southern Utah	56 50	171	H	UC Irvine	88 72								
244	H	Cal St. Fullerton	62 59	261	H	Long Beach St.	45 63								
293	H	UC Santa Barbara	73 60	91	H	UC Davis	59 67								
240	A	Hawaii	60 55	272	A	CSU Bakersfield	79 67								
261	A	Long Beach St.	73 59	166	H	New Mexico St.	65 64								
158	A	CSUN	56 69	281	A	Utah Valley	53 56								

Non-Div I Games:

UC Riverside

■ Loss,
■ Non-Conf,
■ S Site,
■ H Home
■ A Away
N Neutral

Average RPI Win:	232	WON-LOST	WINNING	LAST 10	STRENGTH OF	OPP. STRENGTH	TEAM	ADJ.	CONF.	ADJ CONF.
Average RPI Loss:	170	RECORD	PCT. RANK	GAMES	SCHEDULE	OF SCHEDULE	RPI	RPI	RPI	RPI
DIV. I ONLY	5- 17	308	1- 0	191	233	293	293	21	21	
DIV. I NON-CONF.	3- 10	278	1- 0	174	241	275	275	20	20	
TOTALS	RPI 1-25	RPI 26-50	W-L RECORDS	RPI 51-100	RPI 101-150	RPI 150+				
5- 17	0- 0	0- 3	OVERALL	0- 3	0- 0	5- 11				
3- 8	0- 0	0- 1	HOME	0- 2	0- 0	3- 5				
1- 9	0- 0	0- 2	AWAY	0- 1	0- 0	1- 6				
1- 0	0- 0	0- 0	NEUTRAL	0- 0	0- 0	1- 0				
3- 10	0- 0	0- 3	NON-CONFERENCE	0- 2	0- 0	3- 5				
1- 5	0- 0	0- 1	HOME	0- 1	0- 0	1- 3				
1- 5	0- 0	0- 2	AWAY	0- 1	0- 0	1- 2				
1- 0	0- 0	0- 0	NEUTRAL	0- 0	0- 0	1- 0				
2- 7	0- 0	0- 0	CONFERENCE	0- 1	0- 0	2- 6				
2- 3	0- 0	0- 0	HOME	0- 1	0- 0	2- 2				
0- 4	0- 0	0- 0	AWAY	0- 0	0- 0	0- 4				
0- 0	0- 0	0- 0	NEUTRAL	0- 0	0- 0	0- 0				

RPI	S	Opponent	Score	RPI	S	Opponent	Score	RPI	S	Opponent	Score	RPI	S	Opponent	Score	Team's RPI: 293
35	A	California	45 69	79	A	Pacific	53 69	158	A	CSUN	65 73	158	H	CSUN	61 60	
45	H	Saint Mary's (CA)	55 80	91	H	UC Davis	44 70	158	H	CSUN	61 60	164	A	UC Riverside	60 73	
49	A	Southern California	39 82	99	H	Loyola Marymount	57 70	166	H	New Mexico St.	73 81	171	A	UC Irvine	68 74	
								200	N	Dartmouth	62 56	202	A	San Diego St.	63 58	
								216	A	UNLV	51 69	240	H	Hawaii	35 47	
								244	H	Cal St. Fullerton	52 59	261	H	Long Beach St.	60 54	
								262	H	California Baptist	64 76	272	H	CSU Bakersfield	48 56	
								281	A	Utah Valley	54 63	310	A	Cal Poly	67 75	
								339	H	Grand Canyon	66 55					
LAST 12 Division I GAMES:																
200	N	Dartmouth	62 56	244	H	Cal St. Fullerton	52 59									
158	H	CSUN	61 60	261	H	Long Beach St.	60 54									
91	H	UC Davis	44 70	310	A	Cal Poly	67 75									
164	A	UC Riverside	60 73	158	A	CSUN	65 73									
171	A	UC Irvine	68 74	166	H	New Mexico St.	73 81									
240	H	Hawaii	35 47	202	A	San Diego St.	63 58									

Non-Div I Games:

UC Santa Barbara

■ Loss,
■ Non-Conf,
■ S Site,
■ H Home
■ A Away
N Neutral

Average RPI Win:	155	WON-LOST	WINNING	LAST 10	STRENGTH OF	OPP. STRENGTH	TEAM	ADJ.	CONF.	ADJ CONF.
Average RPI Loss:	14	RECORD	PCT. RANK	GAMES	SCHEDULE	OF SCHEDULE	RPI	RPI	RPI	RPI
DIV. I ONLY	20- 3	12	1- 0	69	69	14	14	9	9	
DIV. I NON-CONF.	11- 2	31	0- 0	77	25	16	16	9	9	
TOTALS	RPI 1-25	RPI 26-50	W-L RECORDS	RPI 51-100	RPI 101-150	RPI 150+				
20- 3	0- 2	1- 1	OVERALL	4- 0	6- 0	9- 0				
9- 0	0- 0	1- 0	HOME	3- 0	3- 0	2- 0				
10- 2	0- 1	0- 1	AWAY	1- 0	3- 0	6- 0				
1- 1	0- 1	0- 0	NEUTRAL	0- 0	0- 0	1- 0				
11- 2	0- 1	1- 1	NON-CONFERENCE	2- 0	3- 0	5- 0				
4- 0	0- 0	1- 0	HOME	1- 0	1- 0	1- 0				
6- 1	0- 0	0- 1	AWAY	1- 0	2- 0	3- 0				
1- 1	0- 1	0- 0	NEUTRAL	0- 0	0- 0	1- 0				
9- 1	0- 1	0- 0	CONFERENCE	2- 0	3- 0	4- 0				
5- 0	0- 0	0- 0	HOME	2- 0	2- 0	1- 0				
4- 1	0- 1	0- 0	AWAY	0- 0	1- 0	3- 0				
0- 0	0- 0	0- 0	NEUTRAL	0- 0	0- 0	0- 0				

RPI	S	Opponent	Score	RPI	S	Opponent	Score	RPI	S	Opponent	Score	RPI	S	Opponent	Score
7	A	UConn	57 93	26	A	Central Mich.	68 75	66	A	Quinnipiac	47 45	126	A	Pittsburgh	61 58
9	N	Syracuse	52 57	41	H	Villanova	71 56	79	H	Pacific	64 57	143	H	Chattanooga	75 37
								86	H	Cincinnati	56 55	147	H	Tulsa	60 44
								100	H	Houston	58 56	149	A	South Fla.	62 49
												149	H	South Fla.	66 63
												150	A	Duquesne	71 63
												151	A	Delaware	71 60
												156	A	Mercer	76 42
												204	A	East Carolina	61 58
												205	A	SMU	66 54
												205	H	SMU	55 43
												212	A	Stetson	78 55
												230	A	Memphis	68 55
												236	N	Liberty	53 45
												255	H	Richmond	70 48
LAST 12 Division I GAMES:															
205	A	SMU	66 54	147	H	Tulsa	60 44								
149	H	South Fla.	66 63	86	H	Cincinnati	56 55								
100	H	Houston	58 56	149	A	South Fla.	62 49								
7	A	UConn	57 93	230	A	Memphis	68 55								
204	A	East Carolina	61 58	66	A	Quinnipiac	47 45								
205	H	SMU	55 43	9	N	Syracuse	52 57								

Non-Div I Games:

UCF

■ Loss,
 ■ Non-Conf, S Site,
 ■ Home
 ■ Away
 N Neutral

Average RPI Win:	116	WON-LOST	WINNING	LAST 10	STRENGTH OF	OPP. STRENGTH	TEAM	ADJ.	CONF.	ADJ CONF.
Average RPI Loss:	48	RECORD	PCT. RANK	GAMES	SCHEDULE	OF SCHEDULE	RPI	RPI	RPI	RPI
DIV. I ONLY	15- 9	106	1- 0	22	19	37	37	2	2	
DIV. I NON-CONF.	7- 5	132	0- 0	48	51	96	96	2	2	
TOTALS	RPI 1-25	RPI 26-50	W-L RECORDS	RPI 51-100	RPI 101-150	RPI 150+				
15- 9	1- 3	4- 4	OVERALL	1- 1	7- 1	2- 0				
8- 4	0- 1	1- 3	HOME	0- 0	6- 0	1- 0				
7- 2	1- 1	3- 0	AWAY	1- 1	1- 0	1- 0				
0- 3	0- 1	0- 1	NEUTRAL	0- 0	0- 1	0- 0				
7- 5	0- 1	1- 2	NON-CONFERENCE	0- 1	4- 1	2- 0				
6- 1	0- 0	1- 1	HOME	0- 0	4- 0	1- 0				
1- 1	0- 0	0- 0	AWAY	0- 1	0- 0	1- 0				
0- 3	0- 1	0- 1	NEUTRAL	0- 0	0- 1	0- 0				
8- 4	1- 2	3- 2	CONFERENCE	1- 0	3- 0	0- 0				
2- 3	0- 1	0- 2	HOME	0- 0	2- 0	0- 0				
6- 1	1- 1	3- 0	AWAY	1- 0	1- 0	0- 0				
0- 0	0- 0	0- 0	NEUTRAL	0- 0	0- 0	0- 0				

RPI 1-25				RPI 26-50				Team's RPI: 37	RPI 51-100				RPI 101+			
RPI	S	Opponent	Score	RPI	S	Opponent	Score		RPI	S	Opponent	Score	RPI	S	Opponent	Score
4	H	Oregon	52 72	27	N	Kentucky	74 75		80	A	Arizona	98 93	102	H	Oklahoma St.	71 59
5	A	Stanford	80 86	30	H	Oregon St.	73 83		99	A	Loyola Marymount	63 69	103	H	Georgia	80 69
18	A	Arizona St.	61 59	31	H	Rice	59 50						114	H	Fresno St.	89 80
25	N	North Carolina	49 83	35	A	California	84 79						120	H	Seton Hall	78 62
				40	H	Indiana	65 67						122	H	Washington St.	83 56
				49	A	Southern California	72 65						136	A	Colorado	64 60
				49	H	Southern California	67 72						145	H	Washington	76 60
				50	A	Utah	100 90						149	N	South Fla.	56 60
LAST 12 Division I GAMES:																
				50	A	Utah	100 90		49	H	Southern California	67 72				
				136	A	Colorado	64 60		4	H	Oregon	52 72				
				145	H	Washington	76 60		30	H	Oregon St.	73 83				
				122	H	Washington St.	83 56		5	A	Stanford	80 86				
				80	A	Arizona	98 93		35	A	California	84 79				
				18	A	Arizona St.	61 59		49	A	Southern California	72 65				

Non-Div I Games:

UCLA

■ Loss,
■ Non-Conf,
■ S Site,
■ H Home
■ A Away
N Neutral

Average RPI Win:	120	WON-LOST	WINNING	LAST 10	STRENGTH OF	OPP. STRENGTH	TEAM	ADJ.	CONF.	ADJ CONF.
Average RPI Loss:	3	RECORD	PCT. RANK	GAMES	SCHEDULE	OF SCHEDULE	RPI	RPI	RPI	RPI
DIV. I ONLY	21- 2	7	1- 0	42	9	7	7	9	9	
DIV. I NON-CONF.	11- 2	31	0- 0	38	1	9	9	9	9	
TOTALS	RPI 1-25	RPI 26-50	W-L RECORDS	RPI 51-100	RPI 101-150	RPI 150+				
21- 2	2- 2	2- 0	OVERALL	4- 0	5- 0	8- 0				
9- 0	1- 0	1- 0	HOME	1- 0	3- 0	3- 0				
8- 2	1- 2	1- 0	AWAY	2- 0	1- 0	3- 0				
4- 0	0- 0	0- 0	NEUTRAL	1- 0	1- 0	2- 0				
11- 2	1- 2	2- 0	NON-CONFERENCE	1- 0	3- 0	4- 0				
3- 0	0- 0	1- 0	HOME	0- 0	2- 0	0- 0				
4- 2	1- 2	1- 0	AWAY	0- 0	0- 0	2- 0				
4- 0	0- 0	0- 0	NEUTRAL	1- 0	1- 0	2- 0				
10- 0	1- 0	0- 0	CONFERENCE	3- 0	2- 0	4- 0				
6- 0	1- 0	0- 0	HOME	1- 0	1- 0	3- 0				
4- 0	0- 0	0- 0	AWAY	2- 0	1- 0	1- 0				
0- 0	0- 0	0- 0	NEUTRAL	0- 0	0- 0	0- 0				

RPI	S	Opponent	Score	RPI	S	Opponent	Score	RPI	S	Opponent	Score	RPI	S	Opponent	Score
1	A	Notre Dame	89 71	34	H	DePaul	99 63	51	N	Purdue	86 40	107	H	Ohio St.	85 53
2	A	Baylor	57 68	35	A	California	76 66	86	A	Cincinnati	65 55	110	N	St. John's (NY)	65 55
3	A	Louisville	69 78					86	H	Cincinnati	82 38	120	H	Seton Hall	99 61
14	H	UCF	93 57					100	A	Houston	81 61	144	A	Tulane	75 33
LAST 12 Division I GAMES:															
170	H	Temple	109 74	170	A	Temple	88 67	144	A	Tulane	75 33	149	H	South Fla.	63 46
204	H	East Carolina	118 55	86	A	Cincinnati	65 55	149	H	South Fla.	63 46	162	A	Oklahoma	72 63
86	A	Cincinnati	65 55	3	A	Louisville	69 78	86	H	Cincinnati	82 38	170	A	Temple	88 67
14	H	UCF	93 57	100	A	Houston	81 61	170	H	Temple	109 74	178	N	Vanderbilt	80 42
205	H	SMU	79 39	2	A	Baylor	57 68	195	A	Saint Louis	98 42	198	N	Ole Miss	90 50
								204	H	East Carolina	118 55	205	H	SMU	79 39

Non-Div I Games:

UConn

■ Loss,
 ■ Non-Conf, S Site,
 ■ Home
 ■ Away
 N Neutral

Average RPI Win:	310	WON-LOST	WINNING	LAST 10	STRENGTH OF	OPP. STRENGTH	TEAM	ADJ.	CONF.	ADJ CONF.
Average RPI Loss:	173	RECORD	PCT. RANK	GAMES	SCHEDULE	OF SCHEDULE	RPI	RPI	RPI	RPI
DIV. I ONLY	3- 21	335	0- 1	254	212	329	329	20	20	
DIV. I NON-CONF.	2- 9	297	0- 0	244	192	311	311	18	18	
TOTALS	RPI 1-25	RPI 26-50	W-L RECORDS	RPI 51-100	RPI 101-150	RPI 150+				
3- 21	0- 1	0- 1	OVERALL	0- 5	0- 3	3- 11				
2- 8	0- 0	0- 1	HOME	0- 2	0- 1	2- 4				
1- 11	0- 1	0- 0	AWAY	0- 3	0- 2	1- 5				
0- 2	0- 0	0- 0	NEUTRAL	0- 0	0- 0	0- 2				
2- 9	0- 1	0- 1	NON-CONFERENCE	0- 2	0- 0	2- 5				
1- 3	0- 0	0- 1	HOME	0- 1	0- 0	1- 1				
1- 4	0- 1	0- 0	AWAY	0- 1	0- 0	1- 2				
0- 2	0- 0	0- 0	NEUTRAL	0- 0	0- 0	0- 2				
1- 12	0- 0	0- 0	CONFERENCE	0- 3	0- 3	1- 6				
1- 5	0- 0	0- 0	HOME	0- 1	0- 1	1- 3				
0- 7	0- 0	0- 0	AWAY	0- 2	0- 2	0- 3				
0- 0	0- 0	0- 0	NEUTRAL	0- 0	0- 0	0- 0				

RPI 1-25				RPI 26-50				RPI 51-100				RPI 101+ Team's RPI: 329			
RPI	S	Opponent	Score	RPI	S	Opponent	Score	RPI	S	Opponent	Score	RPI	S	Opponent	Score
8	A	Marquette	32 96	37	H	UCLA	47 78	62	H	Miami (OH)	56 65	123	A	IUPUI	43 71
								67	A	Green Bay	32 62	128	A	Youngstown St.	29 81
								76	A	Wright St.	47 72	128	H	Youngstown St.	59 83
								76	H	Wright St.	46 79	174	A	Indiana St.	53 60
								88	A	Northwestern	44 87	184	A	Eastern Mich.	38 52
												192	A	Milwaukee	53 72
												249	H	Loyola Chicago	60 75
												268	A	Cleveland St.	53 71
												268	H	Cleveland St.	48 74
												279	A	Northern Ky.	44 78
												279	H	Northern Ky.	49 67
												292	H	Valparaiso	75 65
												298	N	Jackson St.	57 72
												301	H	Oakland	69 65
												308	N	Fairfield	60 68
												336	A	Evansville	62 54
												337	H	Detroit Mercy	36 42
LAST 12 Division I GAMES:															
128	H	Youngstown St.	59 83	123	A	IUPUI	43 71								
268	H	Cleveland St.	48 74	337	H	Detroit Mercy	36 42								
279	A	Northern Ky.	44 78	301	H	Oakland	69 65								
76	A	Wright St.	47 72	268	A	Cleveland St.	53 71								
192	A	Milwaukee	53 72	128	A	Youngstown St.	29 81								
67	A	Green Bay	32 62	76	H	Wright St.	46 79								

Non-Div I Games:

UIC

■ Loss,
 ■ Non-Conf,
 ■ S Site,
 ■ H Home
 ■ A Away
 N Neutral

Average RPI Win:	304	WON-LOST	WINNING	LAST 10	STRENGTH OF	OPP. STRENGTH	TEAM	ADJ.	CONF.	ADJ CONF.
Average RPI Loss:	168	RECORD	PCT. RANK	GAMES	SCHEDULE	OF SCHEDULE	RPI	RPI	RPI	RPI
DIV. I ONLY	5- 15	300	0- 1	262	248	297	297	23	23	
DIV. I NON-CONF.	4- 6	212	0- 0	300	253	273	273	25	25	
TOTALS	RPI 1-25	RPI 26-50	W-L RECORDS	RPI 51-100	RPI 101-150	RPI 150+				
5- 15	0- 1	0- 0	OVERALL	0- 3	0- 3	5- 8				
1- 8	0- 0	0- 0	HOME	0- 1	0- 2	1- 5				
2- 7	0- 1	0- 0	AWAY	0- 2	0- 1	2- 3				
2- 0	0- 0	0- 0	NEUTRAL	0- 0	0- 0	2- 0				
4- 6	0- 1	0- 0	NON-CONFERENCE	0- 1	0- 1	4- 3				
0- 4	0- 0	0- 0	HOME	0- 0	0- 1	0- 3				
2- 2	0- 1	0- 0	AWAY	0- 1	0- 0	2- 0				
2- 0	0- 0	0- 0	NEUTRAL	0- 0	0- 0	2- 0				
1- 9	0- 0	0- 0	CONFERENCE	0- 2	0- 2	1- 5				
1- 4	0- 0	0- 0	HOME	0- 1	0- 1	1- 2				
0- 5	0- 0	0- 0	AWAY	0- 1	0- 1	0- 3				
0- 0	0- 0	0- 0	NEUTRAL	0- 0	0- 0	0- 0				

RPI 1-25				RPI 26-50				RPI 51-100				RPI 101+ Team's RPI: 297			
RPI	S	Opponent	Score	RPI	S	Opponent	Score	RPI	S	Opponent	Score	RPI	S	Opponent	Score
17	A	Maryland	61 92					75	A	Maine	44 84	106	A	Hartford	47 92
								75	H	Maine	45 58	106	H	Hartford	52 66
								95	A	American	42 64	115	H	Towson	62 71
												159	A	Stony Brook	44 57
												179	H	UMES	67 73
												238	A	Albany (NY)	44 64
												245	H	Mt. St. Mary's	52 65
												254	H	Hofstra	42 45
												265	A	Binghamton	45 67
												277	H	Vermont	44 58
												289	A	Morgan St.	73 68
												296	N	UTSA	72 58
												300	N	Kennesaw St.	57 53
												311	H	New Hampshire	64 62
												320	H	UMass Lowell	55 67
												326	A	Coppin St.	57 52
LAST 12 Division I GAMES:															
75	H	Maine	45 58	265	A	Binghamton	45 67								
106	A	Hartford	47 92	320	H	UMass Lowell	55 67								
159	A	Stony Brook	44 57	106	H	Hartford	52 66								
311	H	New Hampshire	64 62	75	A	Maine	44 84								
277	H	Vermont	44 58	179	H	UMES	67 73								
238	A	Albany (NY)	44 64	289	A	Morgan St.	73 68								

Non-Div I Games: Notre Dame (MD) 81 43 Eastern 81 42 Gettysburg 65 51

UMBC

Loss, Non-Conf, S Site, H Home A Away N Neutral

Average RPI Win:	292	WON-LOST	WINNING	LAST 10	STRENGTH OF	OPP. STRENGTH	TEAM	ADJ.	CONF.	ADJ CONF.
Average RPI Loss:	150	RECORD	PCT. RANK	GAMES	SCHEDULE	OF SCHEDULE	RPI	RPI	RPI	RPI
DIV. I ONLY	12- 10	147	1- 0	279	310	179	179	32	32	
DIV. I NON-CONF.	2- 9	297	0- 0	232	64	259	259	32	32	
TOTALS	RPI 1-25	RPI 26-50	W-L RECORDS	RPI 51-100	RPI 101-150	RPI 150+				
12- 10	0- 3	0- 0	OVERALL	0- 1	0- 1	12- 5				
4- 2	0- 1	0- 0	HOME	0- 0	0- 0	4- 1				
8- 8	0- 2	0- 0	AWAY	0- 1	0- 1	8- 4				
0- 0	0- 0	0- 0	NEUTRAL	0- 0	0- 0	0- 0				
2- 9	0- 3	0- 0	NON-CONFERENCE	0- 1	0- 1	2- 4				
0- 1	0- 1	0- 0	HOME	0- 0	0- 0	0- 0				
2- 8	0- 2	0- 0	AWAY	0- 1	0- 1	2- 4				
0- 0	0- 0	0- 0	NEUTRAL	0- 0	0- 0	0- 0				
10- 1	0- 0	0- 0	CONFERENCE	0- 0	0- 0	10- 1				
4- 1	0- 0	0- 0	HOME	0- 0	0- 0	4- 1				
6- 0	0- 0	0- 0	AWAY	0- 0	0- 0	6- 0				
0- 0	0- 0	0- 0	NEUTRAL	0- 0	0- 0	0- 0				

RPI 1-25				RPI 26-50				RPI 51-100				RPI 101+ Team's RPI: 179			
RPI	S	Opponent	Score	RPI	S	Opponent	Score	RPI	S	Opponent	Score	RPI	S	Opponent	Score
9	A	Syracuse	51 96					92	A	Georgetown	55 74	118	A	Wake Forest	67 78
22	A	Miami (FL)	53 71									203	A	George Mason	49 70
24	H	Buffalo	63 69									204	A	East Carolina	69 84
												226	A	Howard	80 73
												226	H	Howard	80 72
												231	H	N.C. A&T	49 51
												245	A	Mt. St. Mary's	86 73
												255	A	Richmond	55 57
												259	A	Bethune-Cookman	64 52
												274	A	Norfolk St.	59 43
												289	A	Morgan St.	73 68
												297	A	UMBC	73 67
												304	H	South Carolina St.	63 43
												341	A	N.C. Central	69 61
												341	H	N.C. Central	59 49
												342	A	Longwood	71 83
												348	H	Savannah St.	78 46
												349	A	Florida A&M	68 36
LAST 12 Division I GAMES:															
341	A	N.C. Central	69 61	349	A	Florida A&M	68 36								
348	H	Savannah St.	78 46	231	H	N.C. A&T	49 51								
304	H	South Carolina St.	63 43	341	H	N.C. Central	59 49								
226	A	Howard	80 73	226	H	Howard	80 72								
274	A	Norfolk St.	59 43	289	A	Morgan St.	73 68								
259	A	Bethune-Cookman	64 52	297	A	UMBC	73 67								

Non-Div I Games: Regent 72 16 Cheyney 88 39

UMES

Loss, Non-Conf, S Site, H Home A Away N Neutral

UMKC				Through Games Of Feb. 10, 2019						
Average RPI Win:	283	WON-LOST	WINNING	LAST 10	STRENGTH OF	OPP. STRENGTH	TEAM	ADJ.	CONF.	ADJ CONF.
Average RPI Loss:	169	RECORD	PCT. RANK	GAMES	SCHEDULE	OF SCHEDULE	RPI	RPI	RPI	RPI
DIV. I ONLY	9- 11	201	0- 1	271	311	237	237	30	30	
DIV. I NON-CONF.	4- 7	228	0- 0	164	240	207	207	30	30	

TOTALS	RPI 1-25	RPI 26-50		W-L RECORDS		RPI 51-100	RPI 101-150	RPI 150+		
9- 11	0- 0	0- 1		OVERALL		0- 1	0- 1	9- 8		
3- 6	0- 0	0- 0		HOME		0- 0	0- 0	3- 6		
6- 5	0- 0	0- 1		AWAY		0- 1	0- 1	6- 2		
0- 0	0- 0	0- 0		NEUTRAL		0- 0	0- 0	0- 0		
4- 7	0- 0	0- 1		NON-CONFERENCE		0- 1	0- 1	4- 4		
2- 2	0- 0	0- 0		HOME		0- 0	0- 0	2- 2		
2- 5	0- 0	0- 1		AWAY		0- 1	0- 1	2- 2		
0- 0	0- 0	0- 0		NEUTRAL		0- 0	0- 0	0- 0		
5- 4	0- 0	0- 0		CONFERENCE		0- 0	0- 0	5- 4		
1- 4	0- 0	0- 0		HOME		0- 0	0- 0	1- 4		
4- 0	0- 0	0- 0		AWAY		0- 0	0- 0	4- 0		
0- 0	0- 0	0- 0		NEUTRAL		0- 0	0- 0	0- 0		

RPI 1-25			RPI 26-50			RPI 51-100			RPI 101+ Team's RPI: 237		
RPI	S	Opponent	Score	RPI	S	Opponent	Score	RPI	S	Opponent	Score
				33	A	Missouri	59 66	54	A	Kansas St.	50 61
								119	A	Kansas	55 67
								152	H	Louisiana Tech	80 70
								166	H	New Mexico St.	86 90
								169	A	Denver	75 92
								176	A	Oral Roberts	64 75
								189	H	Illinois St.	55 62
								203	H	George Mason	84 91
								217	H	UTRGV	56 75
								249	A	Loyola Chicago	88 74
								256	H	SIUE	80 75
								262	A	California Baptist	78 74
								262	H	California Baptist	92 95
								272	H	CSU Bakersfield	57 67
								281	A	Utah Valley	68 64
								319	A	North Dakota St.	69 59
								339	H	Grand Canyon	73 45
								343	A	Seattle U	86 62
								347	A	Chicago St.	111 58
LAST 12 Division I GAMES:											
262	H	California Baptist	92 95	272	H	CSU Bakersfield	57 67				
217	H	UTRGV	56 75	262	A	California Baptist	78 74				
166	H	New Mexico St.	86 90	347	A	Chicago St.	111 58				
343	A	Seattle U	86 62	189	H	Illinois St.	55 62				
281	A	Utah Valley	68 64	152	H	Louisiana Tech	80 70				
339	H	Grand Canyon	73 45	256	H	SIUE	80 75				

Non-Div I Games: Peru St. 98 62 Mo.-St. Louis 92 63

UMKC

Loss, Non-Conf, S Site, H Home A Away N Neutral

Average RPI Win:	290	WON-LOST	WINNING	LAST 10	STRENGTH OF	OPP. STRENGTH	TEAM	ADJ.	CONF.	ADJ CONF.
Average RPI Loss:	206	RECORD	PCT. RANK	GAMES	SCHEDULE	OF SCHEDULE	RPI	RPI	RPI	RPI
DIV. I ONLY	5- 18	315	0- 1	294	319	320	320	23	23	
DIV. I NON-CONF.	3- 9	271	0- 0	285	341	308	308	25	25	
TOTALS	RPI 1-25	RPI 26-50	W-L RECORDS	RPI 51-100	RPI 101-150	RPI 150+				
5- 18	0- 0	0- 1	OVERALL	0- 1	0- 3	5- 13				
2- 7	0- 0	0- 0	HOME	0- 0	0- 2	2- 5				
3- 11	0- 0	0- 1	AWAY	0- 1	0- 1	3- 8				
0- 0	0- 0	0- 0	NEUTRAL	0- 0	0- 0	0- 0				
3- 9	0- 0	0- 1	NON-CONFERENCE	0- 0	0- 2	3- 6				
1- 3	0- 0	0- 0	HOME	0- 0	0- 1	1- 2				
2- 6	0- 0	0- 1	AWAY	0- 0	0- 1	2- 4				
0- 0	0- 0	0- 0	NEUTRAL	0- 0	0- 0	0- 0				
2- 9	0- 0	0- 0	CONFERENCE	0- 1	0- 1	2- 7				
1- 4	0- 0	0- 0	HOME	0- 0	0- 1	1- 3				
1- 5	0- 0	0- 0	AWAY	0- 1	0- 0	1- 4				
0- 0	0- 0	0- 0	NEUTRAL	0- 0	0- 0	0- 0				

RPI 1-25			RPI 26-50			RPI 51-100			RPI 101+			Team's RPI: 320
RPI	S	Opponent	Score	RPI	S	Opponent	Score	RPI	S	Opponent	Score	
				44	A	Butler	36 89	75	A	Maine	45 79	
								106	H	Hartford	44 66	
								117	H	Providence	47 71	
								120	A	Seton Hall	57 90	
								159	A	Stony Brook	56 76	
								159	H	Stony Brook	47 64	
								196	A	Massachusetts	62 59	
								200	A	Dartmouth	54 70	
								208	A	Holy Cross	54 63	
								238	A	Albany (NY)	56 63	
								247	H	Colgate	52 61	
								265	H	Binghamton	50 70	
								273	A	Cornell	54 63	
								277	A	Vermont	42 52	
								277	H	Vermont	54 51	
								289	A	Morgan St.	49 61	
								297	A	UMBC	67 55	
								305	H	Bryant	57 58	
								311	A	New Hampshire	46 54	
								311	H	New Hampshire	53 56	
								328	H	Saint Peter's	59 57	
								351	A	LIU Brooklyn	69 64	
LAST 12 Division I GAMES:												
159	H	Stony Brook	47 64	238	A	Albany (NY)	56 63					
311	A	New Hampshire	46 54	297	A	UMBC	67 55					
277	A	Vermont	42 52	311	H	New Hampshire	53 56					
75	A	Maine	45 79	159	A	Stony Brook	56 76					
265	H	Binghamton	50 70	277	H	Vermont	54 51					
106	H	Hartford	44 66	289	A	Morgan St.	49 61					

Non-Div I Games: Fisher 79 45

UMass Lowell

■ Loss,
 ■ Non-Conf,
 ■ S Site,
 ■ Home
 ■ A Away
 N Neutral

UNC Asheville

Through Games Of Feb. 10, 2019

Average RPI Win:	267	WON-LOST	WINNING	LAST 10	STRENGTH OF	OPP. STRENGTH	TEAM	ADJ.	CONF.	ADJ CONF.
Average RPI Loss:	171	RECORD	PCT. RANK	GAMES	SCHEDULE	OF SCHEDULE	RPI	RPI	RPI	RPI
DIV. I ONLY	10- 11	180	0- 1	207	331	194	194	28	28	
DIV. I NON-CONF.	4- 6	212	0- 0	121	307	200	200	29	29	
TOTALS	RPI 1-25	RPI 26-50	W-L RECORDS	RPI 51-100	RPI 101-150	RPI 150+				
10- 11	0- 0	0- 0	OVERALL	0- 3	2- 1	8- 7				
8- 1	0- 0	0- 0	HOME	0- 0	2- 0	6- 1				
2- 10	0- 0	0- 0	AWAY	0- 3	0- 1	2- 6				
0- 0	0- 0	0- 0	NEUTRAL	0- 0	0- 0	0- 0				
4- 6	0- 0	0- 0	NON-CONFERENCE	0- 2	1- 1	3- 3				
4- 0	0- 0	0- 0	HOME	0- 0	1- 0	3- 0				
0- 6	0- 0	0- 0	AWAY	0- 2	0- 1	0- 3				
0- 0	0- 0	0- 0	NEUTRAL	0- 0	0- 0	0- 0				
6- 5	0- 0	0- 0	CONFERENCE	0- 1	1- 0	5- 4				
4- 1	0- 0	0- 0	HOME	0- 0	1- 0	3- 1				
2- 4	0- 0	0- 0	AWAY	0- 1	0- 0	2- 3				
0- 0	0- 0	0- 0	NEUTRAL	0- 0	0- 0	0- 0				

RPI	S	Opponent	Score	RPI	S	Opponent	Score	RPI	S	Opponent	Score	RPI	S	Opponent	Score	Team's RPI: 194
58	A	Middle Tenn.	46	67	131	A	Tennessee Tech	53	60							
61	A	Tennessee	46	73	133	H	High Point	67	56							
94	A	Radford	46	60	148	H	Davidson	69	56							
					153	A	Charlotte	53	70							
					156	A	Mercer	47	61							
					190	H	Hampton	58	61							
					221	A	Furman	47	58							
					241	A	Campbell	48	49							
					241	H	Campbell	60	52							
					246	H	ETSU	56	55							
					260	A	Gardner-Webb	59	69							
					263	H	Winthrop	70	36							
					285	H	Wofford	60	46							
					316	A	Charleston So.	59	70							
					335	A	Presbyterian	52	43							
					338	H	Western Caro.	74	49							
					340	A	USC Upstate	93	86							
					342	H	Longwood	80	55							
LAST 12 Division I GAMES:																
241	A	Campbell	48	49	340	A	USC Upstate	93	86							
316	A	Charleston So.	59	70	241	H	Campbell	60	52							
263	H	Winthrop	70	36	260	A	Gardner-Webb	59	69							
335	A	Presbyterian	52	43	190	H	Hampton	58	61							
342	H	Longwood	80	55	94	A	Radford	46	60							
133	H	High Point	67	56	156	A	Mercer	47	61							

Non-Div I Games: Warren Wilson 92 31

UNC Asheville

■ Loss,
 ■ Non-Conf,
 ■ S Site,
 ■ Home
 ■ A Away
 N Neutral

UNC Greensboro

Through Games Of Feb. 10, 2019

Average RPI Win:	262	WON-LOST	WINNING	LAST 10	STRENGTH OF	OPP. STRENGTH	TEAM	ADJ.	CONF.	ADJ CONF.
Average RPI Loss:	191	RECORD	PCT. RANK	GAMES	SCHEDULE	OF SCHEDULE	RPI	RPI	RPI	RPI
DIV. I ONLY	5- 15	300	0- 1	270	269	313	313	27	27	
DIV. I NON-CONF.	2- 9	297	0- 0	215	207	303	303	24	24	
TOTALS	RPI 1-25	RPI 26-50	W-L RECORDS	RPI 51-100	RPI 101-150	RPI 150+				
5- 15	0- 1	0- 0	OVERALL	0- 0	0- 4	5- 10				
4- 3	0- 0	0- 0	HOME	0- 0	0- 0	4- 3				
0- 11	0- 1	0- 0	AWAY	0- 0	0- 3	0- 7				
1- 1	0- 0	0- 0	NEUTRAL	0- 0	0- 1	1- 0				
2- 9	0- 1	0- 0	NON-CONFERENCE	0- 0	0- 3	2- 5				
1- 1	0- 0	0- 0	HOME	0- 0	0- 0	1- 1				
0- 7	0- 1	0- 0	AWAY	0- 0	0- 2	0- 4				
1- 1	0- 0	0- 0	NEUTRAL	0- 0	0- 1	1- 0				
3- 6	0- 0	0- 0	CONFERENCE	0- 0	0- 1	3- 5				
3- 2	0- 0	0- 0	HOME	0- 0	0- 0	3- 2				
0- 4	0- 0	0- 0	AWAY	0- 0	0- 1	0- 3				
0- 0	0- 0	0- 0	NEUTRAL	0- 0	0- 0	0- 0				

RPI 1-25			RPI 26-50			RPI 51-100			RPI 101+ Team's RPI: 313		
RPI	S	Opponent	Score	RPI	S	Opponent	Score	RPI	S	Opponent	Score
25	A	North Carolina	62 83					120	N	Seton Hall	64 71
								133	A	High Point	75 82
								140	A	Appalachian St.	65 68
								143	A	Chattanooga	54 64
								156	H	Mercer	58 71
								157	A	Georgia St.	63 70
								184	N	Eastern Mich.	49 44
								188	H	Coastal Caro.	71 78
								221	A	Furman	61 64
								221	H	Furman	49 59
								236	H	Liberty	48 45
								241	A	Campbell	49 53
								246	A	ETSU	76 85
								255	A	Richmond	48 59
								269	H	Samford	55 54
								285	A	Wofford	66 93
								285	H	Wofford	77 61
								338	H	Western Caro.	71 59
								341	A	N.C. Central	57 66
LAST 12 Division I GAMES:											
221	H	Furman	49 59	269	H	Samford	55 54				
285	H	Wofford	77 61	285	A	Wofford	66 93				
143	A	Chattanooga	54 64	221	A	Furman	61 64				
246	A	ETSU	76 85	255	A	Richmond	48 59				
338	H	Western Caro.	71 59	188	H	Coastal Caro.	71 78				
156	H	Mercer	58 71	120	N	Seton Hall	64 71				

Non-Div I Games: Pfeiffer 92 23 UNC Pembroke 72 32 Lees-McRae 92 36 Young Harris 62 29
UNC Greensboro

Loss, Non-Conf, S Site, H Home A Away N Neutral

Average RPI Win:	222	WON-LOST	WINNING	LAST 10	STRENGTH OF	OPP. STRENGTH	TEAM	ADJ.	CONF.	ADJ CONF.
Average RPI Loss:	98	RECORD	PCT. RANK	GAMES	SCHEDULE	OF SCHEDULE	RPI	RPI	RPI	RPI
DIV. I ONLY	13- 7	96	1- 0	203	145	109	109	10	10	
DIV. I NON-CONF.	5- 4	139	0- 0	282	245	171	171	10	10	
TOTALS	RPI 1-25	RPI 26-50	W-L RECORDS	RPI 51-100	RPI 101-150	RPI 150+				
13- 7	0- 1	1- 1	OVERALL	1- 1	1- 2	10- 2				
10- 0	0- 0	1- 0	HOME	1- 0	1- 0	7- 0				
3- 7	0- 1	0- 1	AWAY	0- 1	0- 2	3- 2				
0- 0	0- 0	0- 0	NEUTRAL	0- 0	0- 0	0- 0				
5- 4	0- 1	0- 1	NON-CONFERENCE	0- 0	0- 2	5- 0				
3- 0	0- 0	0- 0	HOME	0- 0	0- 0	3- 0				
2- 4	0- 1	0- 1	AWAY	0- 0	0- 2	2- 0				
0- 0	0- 0	0- 0	NEUTRAL	0- 0	0- 0	0- 0				
8- 3	0- 0	1- 0	CONFERENCE	1- 1	1- 0	5- 2				
7- 0	0- 0	1- 0	HOME	1- 0	1- 0	4- 0				
1- 3	0- 0	0- 0	AWAY	0- 1	0- 0	1- 2				
0- 0	0- 0	0- 0	NEUTRAL	0- 0	0- 0	0- 0				

RPI 1-25				RPI 26-50				RPI 51-100				RPI 101+ Team's RPI: 109			
RPI	S	Opponent	Score	RPI	S	Opponent	Score	RPI	S	Opponent	Score	RPI	S	Opponent	Score
25	A	North Carolina	55 82	32	A	Ohio	72 95	77	A	Drexel	55 67	112	A	VCU	47 58
				36	H	James Madison	66 63	78	H	Northeastern	83 70	115	H	Towson	77 73
												126	A	Pittsburgh	56 60
												151	A	Delaware	53 65
												163	A	William & Mary	64 70
												163	H	William & Mary	66 58
												191	A	Elon	75 70
												191	H	Elon	76 51
												204	A	East Carolina	71 68
												254	H	Hofstra	89 54
												291	H	Col. of Charleston	71 49
												335	H	Presbyterian	63 48
												339	H	Grand Canyon	77 55
												341	A	N.C. Central	89 82
												342	H	Longwood	35 33
LAST 12 Division I GAMES:															
163	H	William & Mary	66 58	115	H	Towson	77 73								
191	H	Elon	76 51	36	H	James Madison	66 63								
78	H	Northeastern	83 70	191	A	Elon	75 70								
254	H	Hofstra	89 54	163	A	William & Mary	64 70								
77	A	Drexel	55 67	291	H	Col. of Charleston	71 49								
151	A	Delaware	53 65	204	A	East Carolina	71 68								

Non-Div I Games: Fayetteville St. 72 54 Belmont Abbey 74 58

UNCW

Loss, Non-Conf, S Site, H Home A Away N Neutral

Average RPI Win:	221	WON-LOST	WINNING	LAST 10	STRENGTH OF	OPP. STRENGTH	TEAM	ADJ.	CONF.	ADJ CONF.
Average RPI Loss:	64	RECORD	PCT. RANK	GAMES	SCHEDULE	OF SCHEDULE	RPI	RPI	RPI	RPI
DIV. I ONLY	14- 8	101	0- 1	106	131	83	83	13	13	
DIV. I NON-CONF.	6- 5	143	0- 1	61	59	68	68	14	14	
TOTALS	RPI 1-25	RPI 26-50	W-L RECORDS	RPI 51-100	RPI 101-150	RPI 150+				
14- 8	0- 3	0- 0	OVERALL	0- 4	2- 0	12- 1				
7- 2	0- 1	0- 0	HOME	0- 1	1- 0	6- 0				
7- 5	0- 2	0- 0	AWAY	0- 2	1- 0	6- 1				
0- 1	0- 0	0- 0	NEUTRAL	0- 1	0- 0	0- 0				
6- 5	0- 2	0- 0	NON-CONFERENCE	0- 3	2- 0	4- 0				
4- 0	0- 0	0- 0	HOME	0- 0	1- 0	3- 0				
2- 4	0- 2	0- 0	AWAY	0- 2	1- 0	1- 0				
0- 1	0- 0	0- 0	NEUTRAL	0- 1	0- 0	0- 0				
8- 3	0- 1	0- 0	CONFERENCE	0- 1	0- 0	8- 1				
3- 2	0- 1	0- 0	HOME	0- 1	0- 0	3- 0				
5- 1	0- 0	0- 0	AWAY	0- 0	0- 0	5- 1				
0- 0	0- 0	0- 0	NEUTRAL	0- 0	0- 0	0- 0				

RPI 1-25				RPI 26-50				RPI 51-100 Team's RPI: 83				RPI 101+			
RPI	S	Opponent	Score	RPI	S	Opponent	Score	RPI	S	Opponent	Score	RPI	S	Opponent	Score
8	A	Marquette	61 102					54	A	Kansas St.	62 72	116	H	Creighton	65 55
11	A	Iowa	57 83					63	H	Missouri St.	58 63	123	A	IUPUI	53 40
21	H	Drake	64 88					65	N	Boise St.	60 61	151	H	Delaware	79 67
								97	A	Northern Ill.	59 70	155	A	Bradley	81 78
												160	H	Southern Ill.	65 53
												174	A	Indiana St.	71 51
												189	A	Illinois St.	64 66
												224	H	North Dakota	64 60
												249	A	Loyola Chicago	71 65
												249	H	Loyola Chicago	64 52
												261	A	Long Beach St.	71 64
												292	A	Valparaiso	64 56
												292	H	Valparaiso	71 52
												315	H	Omaha	79 50
												336	A	Evansville	74 46
LAST 12 Division I GAMES:															
97	A	Northern Ill.	59 70	174	A	Indiana St.	71 51								
8	A	Marquette	61 102	336	A	Evansville	74 46								
292	A	Valparaiso	64 56	21	H	Drake	64 88								
249	A	Loyola Chicago	71 65	249	H	Loyola Chicago	64 52								
63	H	Missouri St.	58 63	292	H	Valparaiso	71 52								
160	H	Southern Ill.	65 53	155	A	Bradley	81 78								

Non-Div I Games: Minnesota St. 73 56

UNI

Loss, Non-Conf, S Site, H Home A Away N Neutral

Average RPI Win: 221	WON-LOST	WINNING	LAST 10	STRENGTH OF	OPP. STRENGTH	TEAM	ADJ.	CONF.	ADJ CONF.
Average RPI Loss: 125	RECORD	PCT. RANK	GAMES	SCHEDULE	OF SCHEDULE	RPI	RPI	RPI	RPI
DIV. I ONLY	7- 15	267	0- 1	80	165	216	216	15	15
DIV. I NON-CONF.	2- 9	297	0- 1	79	194	272	272	13	13
TOTALS	RPI 1-25	RPI 26-50	W-L RECORDS	RPI 51-100	RPI 101-150	RPI 150+			
7- 15	0- 1	1- 3	OVERALL	0- 4	0- 2	6- 5			
6- 6	0- 1	1- 1	HOME	0- 3	0- 0	5- 1			
1- 9	0- 0	0- 2	AWAY	0- 1	0- 2	1- 4			
0- 0	0- 0	0- 0	NEUTRAL	0- 0	0- 0	0- 0			
2- 9	0- 1	0- 1	NON-CONFERENCE	0- 3	0- 1	2- 3			
2- 5	0- 1	0- 1	HOME	0- 2	0- 0	2- 1			
0- 4	0- 0	0- 0	AWAY	0- 1	0- 1	0- 2			
0- 0	0- 0	0- 0	NEUTRAL	0- 0	0- 0	0- 0			
5- 6	0- 0	1- 2	CONFERENCE	0- 1	0- 1	4- 2			
4- 1	0- 0	1- 0	HOME	0- 1	0- 0	3- 0			
1- 5	0- 0	0- 2	AWAY	0- 0	0- 1	1- 2			
0- 0	0- 0	0- 0	NEUTRAL	0- 0	0- 0	0- 0			

RPI 1-25				RPI 26-50				RPI 51-100				RPI 101+ Team's RPI: 216			
RPI	S	Opponent	Score	RPI	S	Opponent	Score	RPI	S	Opponent	Score	RPI	S	Opponent	Score
13	H	Gonzaga	59 70	47	A	Wyoming	62 90	58	H	Middle Tenn.	62 66	114	A	Fresno St.	55 73
				48	A	New Mexico	77 80	65	H	Boise St.	57 64	139	A	Portland St.	49 58
				48	H	New Mexico	66 57	73	A	Duke	38 66	171	A	UC Irvine	55 57
				49	H	Southern California	72 86	76	H	Wright St.	52 68	202	H	San Diego St.	71 57
												207	H	Florida	56 53
												219	H	Utah St.	77 56
												233	A	Nevada	62 70
												240	H	Hawaii	61 66
												250	A	Colorado St.	49 52
												251	H	Air Force	66 56
												293	H	UC Santa Barbara	69 51
												304	A	South Carolina St.	49 58
												324	A	San Jose St.	53 43
LAST 12 Division I GAMES:															
304	A	South Carolina St.	49 58	233	A	Nevada	62 70								
207	H	Florida	56 53	202	H	San Diego St.	71 57								
58	H	Middle Tenn.	62 66	48	A	New Mexico	77 80								
114	A	Fresno St.	55 73	324	A	San Jose St.	53 43								
65	H	Boise St.	57 64	251	H	Air Force	66 56								
219	H	Utah St.	77 56	48	H	New Mexico	66 57								

Non-Div I Games:

UNLV

■ Loss,
■ Non-Conf,
■ S Site,
■ H Home
■ A Away
N Neutral

USC Upstate

Through Games Of Feb. 10, 2019

Average RPI Win:	315	WON-LOST	WINNING	LAST 10	STRENGTH OF	OPP. STRENGTH	TEAM	ADJ.	CONF.	ADJ CONF.
Average RPI Loss:	227	RECORD	PCT. RANK	GAMES	SCHEDULE	OF SCHEDULE	RPI	RPI	RPI	RPI
DIV. I ONLY	3- 16	330	0- 1	335	333	340	340	28	28	
DIV. I NON-CONF.	1- 7	319	0- 0	326	332	338	338	29	29	
TOTALS	RPI 1-25	RPI 26-50	W-L RECORDS	RPI 51-100	RPI 101-150	RPI 150+				
3- 16	0- 0	0- 0	OVERALL	0- 3	0- 1	3- 12				
1- 4	0- 0	0- 0	HOME	0- 1	0- 1	1- 2				
2- 12	0- 0	0- 0	AWAY	0- 2	0- 0	2- 10				
0- 0	0- 0	0- 0	NEUTRAL	0- 0	0- 0	0- 0				
1- 7	0- 0	0- 0	NON-CONFERENCE	0- 2	0- 0	1- 5				
0- 0	0- 0	0- 0	HOME	0- 0	0- 0	0- 0				
1- 7	0- 0	0- 0	AWAY	0- 2	0- 0	1- 5				
0- 0	0- 0	0- 0	NEUTRAL	0- 0	0- 0	0- 0				
2- 9	0- 0	0- 0	CONFERENCE	0- 1	0- 1	2- 7				
1- 4	0- 0	0- 0	HOME	0- 1	0- 1	1- 2				
1- 5	0- 0	0- 0	AWAY	0- 0	0- 0	1- 5				
0- 0	0- 0	0- 0	NEUTRAL	0- 0	0- 0	0- 0				

RPI 1-25				RPI 26-50				RPI 51-100				RPI 101+				Team's RPI: 340	
RPI	S	Opponent	Score	RPI	S	Opponent	Score	RPI	S	Opponent	Score	RPI	S	Opponent	Score		
								69	A	Virginia Tech	45	96	133	H	High Point	61	87
								94	H	Radford	41	82	190	A	Hampton	43	67
								96	A	Nebraska	64	87	194	H	UNC Asheville	86	93
												204	A	East Carolina	53	63	
												221	A	Furman	67	78	
												241	A	Campbell	41	61	
												260	A	Gardner-Webb	72	92	
												263	A	Winthrop	76	50	
												304	A	South Carolina St.	66	71	
												315	A	Omaha	69	96	
												316	A	Charleston So.	62	74	
												316	H	Charleston So.	75	78	
												335	A	Presbyterian	54	70	
												338	A	Western Caro.	64	68	
												341	A	N.C. Central	82	63	
												342	H	Longwood	72	67	
LAST 12 Division I GAMES:																	
				316	A	Charleston So.	62	74		316	H	Charleston So.	75	78			
				241	A	Campbell	41	61		194	H	UNC Asheville	86	93			
				94	H	Radford	41	82		335	A	Presbyterian	54	70			
				190	A	Hampton	43	67		263	A	Winthrop	76	50			
				342	H	Longwood	72	67		133	H	High Point	61	87			
				260	A	Gardner-Webb	72	92		204	A	East Carolina	53	63			

Non-Div I Games: Brevard 71 53 Converse 69 51 UNKNOWN 101 53

USC Upstate

Loss, Non-Conf, S Site, H Home A Away N Neutral

Average RPI Win:	213	WON-LOST	WINNING	LAST 10	STRENGTH OF	OPP. STRENGTH	TEAM	ADJ.	CONF.	ADJ CONF.
Average RPI Loss:	92	RECORD	PCT. RANK	GAMES	SCHEDULE	OF SCHEDULE	RPI	RPI	RPI	RPI
DIV. I ONLY	18- 5	32	1- 0	243	126	90	90	12	12	
DIV. I NON-CONF.	8- 3	72	0- 0	294	151	147	147	15	15	
TOTALS	RPI 1-25	RPI 26-50	W-L RECORDS	RPI 51-100	RPI 101-150	RPI 150+				
18- 5	0- 0	0- 1	OVERALL	1- 2	2- 1	15- 1				
8- 2	0- 0	0- 1	HOME	0- 1	1- 0	7- 0				
10- 3	0- 0	0- 0	AWAY	1- 1	1- 1	8- 1				
0- 0	0- 0	0- 0	NEUTRAL	0- 0	0- 0	0- 0				
8- 3	0- 0	0- 1	NON-CONFERENCE	1- 1	0- 1	7- 0				
3- 2	0- 0	0- 1	HOME	0- 1	0- 0	3- 0				
5- 1	0- 0	0- 0	AWAY	1- 0	0- 1	4- 0				
0- 0	0- 0	0- 0	NEUTRAL	0- 0	0- 0	0- 0				
10- 2	0- 0	0- 0	CONFERENCE	0- 1	2- 0	8- 1				
5- 0	0- 0	0- 0	HOME	0- 0	1- 0	4- 0				
5- 2	0- 0	0- 0	AWAY	0- 1	1- 0	4- 1				
0- 0	0- 0	0- 0	NEUTRAL	0- 0	0- 0	0- 0				

RPI S	Opponent	Score	RPI S	Opponent	Score	RPI S	Opponent	Score	RPI S	Opponent	Score
49	H Southern California	61 73	60	A Little Rock	65 68	114	A Fresno St.	61 70	140	A Appalachian St.	72 65
			82	H Arkansas	65 66	140	H Appalachian St.	99 94	157	A Georgia St.	48 50
			100	A Houston	65 61	157	H Georgia St.	69 45	175	A Arkansas St.	100 73
						176	A Oral Roberts	80 62	181	H Texas St.	68 53
						188	A Coastal Caro.	67 64	188	H Coastal Caro.	79 53
						205	A SMU	66 41	211	H Grambling	78 54
						239	A San Francisco	80 73	252	A Louisiana	76 61
						288	A Ga. Southern	74 53	288	H Ga. Southern	81 48
						296	H UTSA	53 48	298	H Jackson St.	99 63
						318	A Incarnate Word	97 49			
LAST 12 Division I GAMES:											
140	A Appalachian St.	72 65	60	A Little Rock	65 68	175	A Arkansas St.	100 73	140	H Appalachian St.	99 94
188	A Coastal Caro.	67 64	188	H Coastal Caro.	79 53	288	A Ga. Southern	74 53	157	H Georgia St.	69 45
181	H Texas St.	68 53	140	H Appalachian St.	99 94	288	A Ga. Southern	74 53	288	H Ga. Southern	81 48
252	A Louisiana	76 61	157	H Georgia St.	69 45	157	A Georgia St.	48 50			

Non-Div I Games:

UT Arlington

■ Loss,
 ■ Non-Conf,
 ■ S Site,
 ■ Home
 ■ A Away
 N Neutral

Average RPI Win:	251	WON-LOST	WINNING	LAST 10	STRENGTH OF	OPP. STRENGTH	TEAM	ADJ.	CONF.	ADJ CONF.
Average RPI Loss:	114	RECORD	PCT. RANK	GAMES	SCHEDULE	OF SCHEDULE	RPI	RPI	RPI	RPI
DIV. I ONLY	14- 7	80	0- 1	272	185	134	134	22	22	
DIV. I NON-CONF.	6- 3	91	0- 0	257	57	97	97	21	21	
TOTALS	RPI 1-25	RPI 26-50	W-L RECORDS	RPI 51-100	RPI 101-150	RPI 150+				
14- 7	0- 1	0- 0	OVERALL	0- 2	1- 3	13- 1				
9- 1	0- 0	0- 0	HOME	0- 0	0- 1	9- 0				
5- 6	0- 1	0- 0	AWAY	0- 2	1- 2	4- 1				
0- 0	0- 0	0- 0	NEUTRAL	0- 0	0- 0	0- 0				
6- 3	0- 1	0- 0	NON-CONFERENCE	0- 1	1- 1	5- 0				
4- 0	0- 0	0- 0	HOME	0- 0	0- 0	4- 0				
2- 3	0- 1	0- 0	AWAY	0- 1	1- 1	1- 0				
0- 0	0- 0	0- 0	NEUTRAL	0- 0	0- 0	0- 0				
8- 4	0- 0	0- 0	CONFERENCE	0- 1	0- 2	8- 1				
5- 1	0- 0	0- 0	HOME	0- 0	0- 1	5- 0				
3- 3	0- 0	0- 0	AWAY	0- 1	0- 1	3- 1				
0- 0	0- 0	0- 0	NEUTRAL	0- 0	0- 0	0- 0				

RPI 1-25				RPI 26-50				RPI 51-100				RPI 101+ Team's RPI: 134			
RPI	S	Opponent	Score	RPI	S	Opponent	Score	RPI	S	Opponent	Score	RPI	S	Opponent	Score
3	A	Louisville	62 102					64	A	Belmont	86 100	121	A	Morehead St.	75 85
								88	A	Northwestern	64 90	123	A	IUPUI	72 73
												131	H	Tennessee Tech	76 80
												143	A	Chattanooga	81 79
												160	H	Southern Ill.	95 94
												175	H	Arkansas St.	97 91
												201	H	Jacksonville St.	77 72
												222	A	Southeast Mo. St.	80 73
												256	H	SIUE	68 55
												269	H	Samford	89 68
												270	A	Eastern Ill.	71 77
												270	H	Eastern Ill.	90 66
												282	H	Murray St.	75 67
												286	H	Austin Peay	74 65
												290	A	Tennessee St.	73 61
												309	H	Mississippi Val.	110 51
												322	A	Lipscomb	62 53
												327	A	Eastern Ky.	87 61
LAST 12 Division I GAMES:															
131	H	Tennessee Tech	76 80	121	A	Morehead St.	75 85								
201	H	Jacksonville St.	77 72	327	A	Eastern Ky.	87 61								
64	A	Belmont	86 100	286	H	Austin Peay	74 65								
290	A	Tennessee St.	73 61	282	H	Murray St.	75 67								
256	H	SIUE	68 55	222	A	Southeast Mo. St.	80 73								
270	H	Eastern Ill.	90 66	270	A	Eastern Ill.	71 77								

Non-Div I Games: Ala.-Huntsville 100 69 Christian Bros. 108 82

UT Martin

Loss, Non-Conf, S Site, H Home A Away N Neutral

U
T
E
P

U
T
E
P

UTEP

Page 319

Average RPI Win: 285	WON-LOST	WINNING	LAST 10	STRENGTH OF	OPP. STRENGTH	TEAM	ADJ.	CONF.	ADJ CONF.
Average RPI Loss: 175	RECORD	PCT. RANK	GAMES	SCHEDULE	OF SCHEDULE	RPI	RPI	RPI	RPI
DIV. I ONLY	11- 10	154	1- 0	287	305	217	217	30	30
DIV. I NON-CONF.	4- 7	228	0- 0	143	186	206	206	30	30
TOTALS	RPI 1-25	RPI 26-50	W-L RECORDS	RPI 51-100	RPI 101-150	RPI 150+			
11- 10	0- 2	0- 1	OVERALL	0- 0	0- 0	11- 7			
6- 4	0- 0	0- 1	HOME	0- 0	0- 0	6- 3			
5- 6	0- 2	0- 0	AWAY	0- 0	0- 0	5- 4			
0- 0	0- 0	0- 0	NEUTRAL	0- 0	0- 0	0- 0			
4- 7	0- 2	0- 1	NON-CONFERENCE	0- 0	0- 0	4- 4			
2- 3	0- 0	0- 1	HOME	0- 0	0- 0	2- 2			
2- 4	0- 2	0- 0	AWAY	0- 0	0- 0	2- 2			
0- 0	0- 0	0- 0	NEUTRAL	0- 0	0- 0	0- 0			
7- 3	0- 0	0- 0	CONFERENCE	0- 0	0- 0	7- 3			
4- 1	0- 0	0- 0	HOME	0- 0	0- 0	4- 1			
3- 2	0- 0	0- 0	AWAY	0- 0	0- 0	3- 2			
0- 0	0- 0	0- 0	NEUTRAL	0- 0	0- 0	0- 0			

RPI 1-25				RPI 26-50				RPI 51-100				RPI 101+ Team's RPI: 217			
RPI	S	Opponent	Score	RPI	S	Opponent	Score	RPI	S	Opponent	Score	RPI	S	Opponent	Score
2	A	Baylor	37 98	29	H	Texas	66 81					166	A	New Mexico St.	63 71
20	A	Texas A&M	61 84									196	A	Massachusetts	70 74
												199	H	Prairie View	57 50
												220	H	Texas Southern	55 69
												237	A	UMKC	75 56
												252	H	Louisiana	75 60
												262	H	California Baptist	60 56
												267	A	A&M-Corpus Christi	70 57
												267	H	A&M-Corpus Christi	49 59
												272	A	CSU Bakersfield	63 68
												272	H	CSU Bakersfield	64 56
												280	A	Canisius	57 53
												281	H	Utah Valley	55 57
												296	A	UTSA	58 61
												339	A	Grand Canyon	66 50
												339	H	Grand Canyon	49 42
												343	H	Seattle U	69 56
												347	A	Chicago St.	71 55
LAST 12 Division I GAMES:															
272	H	CSU Bakersfield	64 56	281	H	Utah Valley	55 57								
339	H	Grand Canyon	49 42	339	A	Grand Canyon	66 50								
237	A	UMKC	75 56	272	A	CSU Bakersfield	63 68								
347	A	Chicago St.	71 55	262	H	California Baptist	60 56								
166	A	New Mexico St.	63 71	2	A	Baylor	37 98								
343	H	Seattle U	69 56	20	A	Texas A&M	61 84								

Non-Div I Games: Texas Lutheran 82 38 UNKNOWN 74 43

UTRGV

Loss, Non-Conf, S Site, H Home A Away N Neutral

Average RPI Win: 240	WON-LOST	WINNING	LAST 10	STRENGTH OF	OPP. STRENGTH	TEAM	ADJ.	CONF.	ADJ CONF.
Average RPI Loss: 161	RECORD	PCT. RANK	GAMES	SCHEDULE	OF SCHEDULE	RPI	RPI	RPI	RPI
DIV. I ONLY	4- 17	320	0- 1	179	179	296	296	14	14
DIV. I NON-CONF.	3- 7	256	0- 0	235	237	304	304	19	19
TOTALS	RPI 1-25	RPI 26-50	W-L RECORDS	RPI 51-100	RPI 101-150	RPI 150+			
4- 17	0- 0	0- 2	OVERALL	0- 3	0- 4	4- 8			
3- 8	0- 0	0- 0	HOME	0- 1	0- 3	3- 4			
1- 8	0- 0	0- 2	AWAY	0- 2	0- 1	1- 3			
0- 1	0- 0	0- 0	NEUTRAL	0- 0	0- 0	0- 1			
3- 7	0- 0	0- 1	NON-CONFERENCE	0- 1	0- 2	3- 3			
3- 3	0- 0	0- 0	HOME	0- 0	0- 1	3- 2			
0- 3	0- 0	0- 1	AWAY	0- 1	0- 1	0- 0			
0- 1	0- 0	0- 0	NEUTRAL	0- 0	0- 0	0- 1			
1- 10	0- 0	0- 1	CONFERENCE	0- 2	0- 2	1- 5			
0- 5	0- 0	0- 0	HOME	0- 1	0- 2	0- 2			
1- 5	0- 0	0- 1	AWAY	0- 1	0- 0	1- 3			
0- 0	0- 0	0- 0	NEUTRAL	0- 0	0- 0	0- 0			

RPI 1-25				RPI 26-50				RPI 51-100				RPI 101+				Team's RPI: 296
RPI	S	Opponent	Score	RPI	S	Opponent	Score	RPI	S	Opponent	Score	RPI	S	Opponent	Score	
				29	A	Texas	54 98	58	H	Middle Tenn.	52 72	120	A	Seton Hall	53 84	
				31	A	Rice	54 85	71	A	Old Dominion	47 72	123	H	IUPUI	50 58	
								90	A	UT Arlington	48 53	125	H	UAB	42 59	
												127	H	Western Ky.	62 81	
												153	A	Charlotte	54 66	
												172	A	North Texas	57 54	
												181	H	Texas St.	60 68	
												217	H	UTRGV	61 58	
												219	H	Utah St.	56 62	
												225	H	Marshall	72 79	
												257	H	San Diego	87 77	
												266	H	UTEP	60 73	
												294	A	Fla. Atlantic	70 86	
												297	N	UMBC	58 72	
												314	H	Weber St.	66 59	
												325	A	FIU	40 51	
LAST 12 Division I GAMES:																
				294	A	Fla. Atlantic	70 86	125	H	UAB	42 59					
				325	A	FIU	40 51	58	H	Middle Tenn.	52 72					
				225	H	Marshall	72 79	172	A	North Texas	57 54					
				127	H	Western Ky.	62 81	31	A	Rice	54 85					
				71	A	Old Dominion	47 72	266	H	UTEP	60 73					
				153	A	Charlotte	54 66	90	A	UT Arlington	48 53					

Non-Div I Games: Concordia (TX) 78 51 Tex. A&M-Kingsville 86 55

UTSA

Loss, Non-Conf, S Site, H Home A Away N Neutral

Average RPI Win:	167	WON-LOST	WINNING	LAST 10	STRENGTH OF	OPP. STRENGTH	TEAM	ADJ.	CONF.	ADJ CONF.
Average RPI Loss:	28	RECORD	PCT. RANK	GAMES	SCHEDULE	OF SCHEDULE	RPI	RPI	RPI	RPI
DIV. I ONLY	18- 5	32	1- 0	127	30	50	50	2	2	
DIV. I NON-CONF.	11- 0	1	1- 0	314	153	64	64	2	2	
TOTALS	RPI 1-25	RPI 26-50	W-L RECORDS	RPI 51-100	RPI 101-150	RPI 150+				
18- 5	1- 2	2- 3	OVERALL	1- 0	6- 0	8- 0				
11- 3	1- 1	2- 2	HOME	1- 0	3- 0	4- 0				
5- 2	0- 1	0- 1	AWAY	0- 0	3- 0	2- 0				
2- 0	0- 0	0- 0	NEUTRAL	0- 0	0- 0	2- 0				
11- 0	0- 0	1- 0	NON-CONFERENCE	0- 0	2- 0	8- 0				
7- 0	0- 0	1- 0	HOME	0- 0	2- 0	4- 0				
2- 0	0- 0	0- 0	AWAY	0- 0	0- 0	2- 0				
2- 0	0- 0	0- 0	NEUTRAL	0- 0	0- 0	2- 0				
7- 5	1- 2	1- 3	CONFERENCE	1- 0	4- 0	0- 0				
4- 3	1- 1	1- 2	HOME	1- 0	1- 0	0- 0				
3- 2	0- 1	0- 1	AWAY	0- 0	3- 0	0- 0				
0- 0	0- 0	0- 0	NEUTRAL	0- 0	0- 0	0- 0				

RPI 1-25				RPI 26-50				Team's RPI: 50	RPI 51-100				RPI 101+			
RPI	S	Opponent	Score	RPI	S	Opponent	Score		RPI	S	Opponent	Score	RPI	S	Opponent	Score
4	A	Oregon	65 87	30	A	Oregon St.	63 71		80	H	Arizona	80 64	101	H	Idaho St.	74 60
5	H	Stanford	75 68	35	H	California	87 74						122	A	Washington St.	72 68
18	H	Arizona St.	63 65	37	H	UCLA	90 100						129	H	Alabama	72 62
				38	H	BYU	78 67						136	A	Colorado	76 61
				49	H	Southern California	80 84						136	H	Colorado	78 59
LAST 12 Division I GAMES:																
240	N	Hawaii	73 48	35	H	California	87 74						145	A	Washington	58 43
37	H	UCLA	90 100	136	H	Colorado	78 59						197	A	Eastern Wash.	95 51
49	H	Southern California	80 84	122	A	Washington St.	72 68						207	N	Florida	74 58
30	A	Oregon St.	63 71	80	H	Arizona	80 64						233	A	Nevada	74 52
4	A	Oregon	65 87	18	H	Arizona St.	63 65						240	N	Hawaii	73 48
5	H	Stanford	75 68										261	H	Long Beach St.	82 59
													281	H	Utah Valley	85 47
													314	H	Weber St.	77 56
													343	H	Seattle U	89 62

Non-Div I Games:

Utah

■ Loss,
 ■ Non-Conf,
 S Site,
 ■ Home
 ■ Away
 N Neutral

Average RPI Win:	220	WON-LOST	WINNING	LAST 10	STRENGTH OF	OPP. STRENGTH	TEAM	ADJ.	CONF.	ADJ CONF.
Average RPI Loss:	139	RECORD	PCT. RANK	GAMES	SCHEDULE	OF SCHEDULE	RPI	RPI	RPI	RPI
DIV. I ONLY	9- 12	213	0- 1	246	89	219	219	15	15	
DIV. I NON-CONF.	4- 6	212	0- 0	186	28	198	198	13	13	
TOTALS	RPI 1-25	RPI 26-50	W-L RECORDS	RPI 51-100	RPI 101-150	RPI 150+				
9- 12	0- 1	1- 3	OVERALL	0- 0	1- 3	7- 5				
4- 6	0- 1	1- 2	HOME	0- 0	0- 1	3- 2				
5- 4	0- 0	0- 0	AWAY	0- 0	1- 1	4- 3				
0- 2	0- 0	0- 1	NEUTRAL	0- 0	0- 1	0- 0				
4- 6	0- 1	0- 2	NON-CONFERENCE	0- 0	1- 1	3- 2				
1- 3	0- 1	0- 1	HOME	0- 0	0- 0	1- 1				
3- 1	0- 0	0- 0	AWAY	0- 0	1- 0	2- 1				
0- 2	0- 0	0- 1	NEUTRAL	0- 0	0- 1	0- 0				
5- 6	0- 0	1- 1	CONFERENCE	0- 0	0- 2	4- 3				
3- 3	0- 0	1- 1	HOME	0- 0	0- 1	2- 1				
2- 3	0- 0	0- 0	AWAY	0- 0	0- 1	2- 2				
0- 0	0- 0	0- 0	NEUTRAL	0- 0	0- 0	0- 0				

RPI 1-25				RPI 26-50				RPI 51-100				RPI 101+ Team's RPI: 219			
RPI	S	Opponent	Score	RPI	S	Opponent	Score	RPI	S	Opponent	Score	RPI	S	Opponent	Score
4	H	Oregon	58 88	38	H	BYU	57 62					114	A	Fresno St.	59 70
				47	H	Wyoming	50 42					114	H	Fresno St.	53 64
				48	H	New Mexico	64 68					122	A	Washington St.	72 61
				49	N	Southern California	46 55					136	N	Colorado	68 78
												161	A	Portland	54 61
												172	A	North Texas	57 41
												202	H	San Diego St.	54 56
												216	A	UNLV	56 77
												233	H	Nevada	79 76
												250	A	Colorado St.	72 53
												251	A	Air Force	48 44
												261	H	Long Beach St.	48 50
												281	H	Utah Valley	67 62
												296	A	UTSA	62 56
												324	A	San Jose St.	59 68
												324	H	San Jose St.	82 49
LAST 12 Division I GAMES:															
202	H	San Diego St.	54 56	324	H	San Jose St.	82 49								
114	H	Fresno St.	53 64	47	H	Wyoming	50 42								
216	A	UNLV	56 77	114	A	Fresno St.	59 70								
324	A	San Jose St.	59 68	251	A	Air Force	48 44								
48	H	New Mexico	64 68	233	H	Nevada	79 76								
250	A	Colorado St.	72 53	261	H	Long Beach St.	48 50								

Non-Div I Games: Northern N.M. 106 35

Utah St.

■ Loss,
■ Non-Conf, S Site,
■ Home
■ Away
N Neutral

Utah Valley

Through Games Of Feb. 10, 2019

Average RPI Win:	292	WON-LOST	WINNING	LAST 10	STRENGTH OF	OPP. STRENGTH	TEAM	ADJ.	CONF.	ADJ CONF.
Average RPI Loss:	175	RECORD	PCT. RANK	GAMES	SCHEDULE	OF SCHEDULE	RPI	RPI	RPI	RPI
DIV. I ONLY	9- 10	186	1- 0	334	288	281	281	30	30	
DIV. I NON-CONF.	3- 7	256	0- 0	260	191	299	299	30	30	
TOTALS	RPI 1-25	RPI 26-50	W-L RECORDS	RPI 51-100	RPI 101-150	RPI 150+				
9- 10	0- 0	0- 2	OVERALL	0- 0	0- 1	9- 7				
7- 3	0- 0	0- 1	HOME	0- 0	0- 0	7- 2				
2- 7	0- 0	0- 1	AWAY	0- 0	0- 1	2- 5				
0- 0	0- 0	0- 0	NEUTRAL	0- 0	0- 0	0- 0				
3- 7	0- 0	0- 2	NON-CONFERENCE	0- 0	0- 1	3- 4				
3- 2	0- 0	0- 1	HOME	0- 0	0- 0	3- 1				
0- 5	0- 0	0- 1	AWAY	0- 0	0- 1	0- 3				
0- 0	0- 0	0- 0	NEUTRAL	0- 0	0- 0	0- 0				
6- 3	0- 0	0- 0	CONFERENCE	0- 0	0- 0	6- 3				
4- 1	0- 0	0- 0	HOME	0- 0	0- 0	4- 1				
2- 2	0- 0	0- 0	AWAY	0- 0	0- 0	2- 2				
0- 0	0- 0	0- 0	NEUTRAL	0- 0	0- 0	0- 0				

RPI 1-25			RPI 26-50			RPI 51-100			RPI 101+			Team's RPI: 281
RPI	S	Opponent	Score	RPI	S	Opponent	Score	RPI	S	Opponent	Score	
				38	H	BYU	51 77	101	A	Idaho St.	68 80	
				50	A	Utah	47 85	161	H	Portland	60 65	
								164	H	UC Riverside	56 53	
								166	A	New Mexico St.	52 58	
								217	A	UTRGV	57 55	
								219	A	Utah St.	62 67	
								237	H	UMKC	64 68	
								244	A	Cal St. Fullerton	55 56	
								262	A	California Baptist	54 83	
								270	A	Southern Utah	59 60	
								272	H	CSU Bakersfield	78 70	
								293	H	UC Santa Barbara	63 54	
								314	H	Weber St.	65 59	
								339	H	Grand Canyon	57 46	
								343	A	Seattle U	58 55	
								343	H	Seattle U	63 56	
								347	H	Chicago St.	76 61	
LAST 12 Division I GAMES:												
343	H	Seattle U	63 56	343	A	Seattle U	58 55					
262	A	California Baptist	54 83	272	H	CSU Bakersfield	78 70					
347	H	Chicago St.	76 61	339	H	Grand Canyon	57 46					
237	H	UMKC	64 68	244	A	Cal St. Fullerton	55 56					
166	A	New Mexico St.	52 58	164	H	UC Riverside	56 53					
217	A	UTRGV	57 55	314	H	Weber St.	65 59					

Non-Div I Games: Ottawa (AZ) 90 61 La Verne 86 79 Arizona Christian 76 68

Utah Valley

Loss, Non-Conf, S Site, H Home A Away N Neutral

VCU				STRENGTH OF	OPP. STRENGTH	TEAM	ADJ.	CONF.	ADJ CONF.
Average RPI Win:	221	WON-LOST	WINNING	LAST 10	SCHEDULE	OF SCHEDULE	RPI	RPI	RPI
Average RPI Loss:	101	RECORD	PCT. RANK	GAMES					
DIV. I ONLY	18- 6	46	1- 0	278	121	112	112	17	17
DIV. I NON-CONF.	8- 5	120	0- 0	192	116	116	116	16	16
TOTALS	RPI 1-25	RPI 26-50	W-L RECORDS	RPI 51-100	RPI 101-150	RPI 150+			
18- 6	0- 1	0- 0	OVERALL	1- 3	3- 1	14- 1			
10- 1	0- 0	0- 0	HOME	0- 1	2- 0	8- 0			
7- 4	0- 1	0- 0	AWAY	1- 2	1- 0	5- 1			
1- 1	0- 0	0- 0	NEUTRAL	0- 0	0- 1	1- 0			
8- 5	0- 1	0- 0	NON-CONFERENCE	1- 3	2- 1	5- 0			
4- 1	0- 0	0- 0	HOME	0- 1	2- 0	2- 0			
3- 3	0- 1	0- 0	AWAY	1- 2	0- 0	2- 0			
1- 1	0- 0	0- 0	NEUTRAL	0- 0	0- 1	1- 0			
10- 1	0- 0	0- 0	CONFERENCE	0- 0	1- 0	9- 1			
6- 0	0- 0	0- 0	HOME	0- 0	0- 0	6- 0			
4- 1	0- 0	0- 0	AWAY	0- 0	1- 0	3- 1			
0- 0	0- 0	0- 0	NEUTRAL	0- 0	0- 0	0- 0			

RPI 1-25				RPI 26-50				RPI 51-100				RPI 101+ Team's RPI: 112			
RPI	S	Opponent	Score	RPI	S	Opponent	Score	RPI	S	Opponent	Score	RPI	S	Opponent	Score
25	A	North Carolina	47 59					71	A	Old Dominion	57 60	109	H	UNCW	58 47
								86	A	Cincinnati	54 66	118	H	Wake Forest	53 40
								92	A	Georgetown	47 45	123	N	IUPUI	61 63
								94	H	Radford	49 54	132	A	Fordham	47 44
												163	A	William & Mary	72 55
												195	H	Saint Louis	57 47
												196	H	Massachusetts	52 48
												209	A	George Washington	48 57
												210	A	St. Bonaventure	59 50
												228	H	Rhode Island	74 39
												231	A	N.C. A&T	54 48
												253	A	Saint Joseph's	65 47
												253	H	Saint Joseph's	59 40
												255	A	Richmond	68 43
												255	H	Richmond	58 37
												284	H	La Salle	68 38
												314	N	Weber St.	64 36
												342	H	Longwood	84 55
												345	H	Delaware St.	97 55
LAST 12 Division I GAMES:															
255	H	Richmond	58 37	228	H	Rhode Island	74 39								
210	A	St. Bonaventure	59 50	132	A	Fordham	47 44								
253	A	Saint Joseph's	65 47	255	A	Richmond	68 43								
196	H	Massachusetts	52 48	284	H	La Salle	68 38								
195	H	Saint Louis	57 47	253	H	Saint Joseph's	59 40								
209	A	George Washington	48 57	345	H	Delaware St.	97 55								

Non-Div I Games:

VCU

■ Loss,
 ■ Non-Conf, S Site,
 ■ Home
 ■ Away
 N Neutral

Valparaiso

Through Games Of Feb. 10, 2019

Average RPI Win:	283	WON-LOST	WINNING	LAST 10	STRENGTH OF	OPP. STRENGTH	TEAM	ADJ.	CONF.	ADJ CONF.
Average RPI Loss:	153	RECORD	PCT. RANK	GAMES	SCHEDULE	OF SCHEDULE	RPI	RPI	RPI	RPI
DIV. I ONLY	6- 17	296	0- 1	230	210	292	292	13	13	
DIV. I NON-CONF.	4- 8	241	0- 0	324	313	322	322	14	14	
TOTALS	RPI 1-25	RPI 26-50	W-L RECORDS	RPI 51-100	RPI 101-150	RPI 150+				
6- 17	0- 2	0- 0	OVERALL	0- 5	0- 1	6- 9				
3- 9	0- 1	0- 0	HOME	0- 3	0- 0	3- 5				
2- 8	0- 1	0- 0	AWAY	0- 2	0- 1	2- 4				
1- 0	0- 0	0- 0	NEUTRAL	0- 0	0- 0	1- 0				
4- 8	0- 0	0- 0	NON-CONFERENCE	0- 2	0- 1	4- 5				
1- 5	0- 0	0- 0	HOME	0- 2	0- 0	1- 3				
2- 3	0- 0	0- 0	AWAY	0- 0	0- 1	2- 2				
1- 0	0- 0	0- 0	NEUTRAL	0- 0	0- 0	1- 0				
2- 9	0- 2	0- 0	CONFERENCE	0- 3	0- 0	2- 4				
2- 4	0- 1	0- 0	HOME	0- 1	0- 0	2- 2				
0- 5	0- 1	0- 0	AWAY	0- 2	0- 0	0- 2				
0- 0	0- 0	0- 0	NEUTRAL	0- 0	0- 0	0- 0				

RPI 1-25				RPI 26-50				RPI 51-100				RPI 101+ Team's RPI: 292			
RPI	S	Opponent	Score	RPI	S	Opponent	Score	RPI	S	Opponent	Score	RPI	S	Opponent	Score
21	A	Drake	53 84					62	H	Miami (OH)	47 68	121	A	Morehead St.	62 68
21	H	Drake	62 88					63	A	Missouri St.	63 108	155	H	Bradley	76 73
								83	A	UNI	52 71	160	A	Southern Ill.	65 87
								83	H	UNI	56 64	174	H	Indiana St.	82 86
								87	H	Toledo	59 65	186	A	Illinois	54 73
												189	H	Illinois St.	67 70
												224	H	North Dakota	56 62
												232	H	Bowling Green	72 79
												249	A	Loyola Chicago	54 80
												258	N	St. Francis Brooklyn	78 76
												270	H	Eastern Ill.	62 60
												319	H	North Dakota St.	48 51
												329	A	UIC	65 75
												334	A	Purdue Fort Wayne	68 64
												336	H	Evansville	93 49
												347	A	Chicago St.	76 70
LAST 12 Division I GAMES:															
83	H	UNI	56 64	336	H	Evansville	93 49								
21	H	Drake	62 88	174	H	Indiana St.	82 86								
189	H	Illinois St.	67 70	21	A	Drake	53 84								
155	H	Bradley	76 73	83	A	UNI	52 71								
63	A	Missouri St.	63 108	249	A	Loyola Chicago	54 80								
160	A	Southern Ill.	65 87	232	H	Bowling Green	72 79								

Non-Div I Games:

Valparaiso

■ Loss,
 ■ Non-Conf, S Site,
 ■ Home
 ■ Away
 N Neutral

Vanderbilt

Through Games Of Feb. 10, 2019

Average RPI Win:	260	WON-LOST	WINNING	LAST 10	STRENGTH OF	OPP. STRENGTH	TEAM	ADJ.	CONF.	ADJ CONF.
Average RPI Loss:	50	RECORD	PCT. RANK	GAMES	SCHEDULE	OF SCHEDULE	RPI	RPI	RPI	RPI
DIV. I ONLY	6- 17	296	0- 1	25	53	178	178	5	5	
DIV. I NON-CONF.	5- 8	224	0- 0	85	69	181	181	5	5	
TOTALS	RPI 1-25	RPI 26-50	W-L RECORDS	RPI 51-100	RPI 101-150	RPI 150+				
6- 17	0- 6	0- 3	OVERALL	0- 5	0- 3	6- 0				
5- 6	0- 1	0- 1	HOME	0- 2	0- 2	5- 0				
1- 8	0- 3	0- 2	AWAY	0- 3	0- 0	1- 0				
0- 3	0- 2	0- 0	NEUTRAL	0- 0	0- 1	0- 0				
5- 8	0- 3	0- 1	NON-CONFERENCE	0- 2	0- 2	5- 0				
4- 2	0- 0	0- 1	HOME	0- 0	0- 1	4- 0				
1- 3	0- 1	0- 0	AWAY	0- 2	0- 0	1- 0				
0- 3	0- 2	0- 0	NEUTRAL	0- 0	0- 1	0- 0				
1- 9	0- 3	0- 2	CONFERENCE	0- 3	0- 1	1- 0				
1- 4	0- 1	0- 0	HOME	0- 2	0- 1	1- 0				
0- 5	0- 2	0- 2	AWAY	0- 1	0- 0	0- 0				
0- 0	0- 0	0- 0	NEUTRAL	0- 0	0- 0	0- 0				

RPI S	Opponent	Score	RPI S	Opponent	Score	RPI S	Opponent	Score	RPI S	Opponent	Score	Team's RPI: 178
7 N	UConn	42 80	26 H	Central Mich.	57 66	52 H	Auburn	70 72	103 H	Georgia	64 71	
12 A	NC State	54 74	27 A	Kentucky	55 77	54 A	Kansas St.	61 72	116 N	Creighton	55 75	
15 A	South Carolina	69 80	33 A	Missouri	46 69	58 A	Middle Tenn.	58 65	141 H	North Ala.	71 74	
20 A	Texas A&M	53 69				61 H	Tennessee	65 82	182 A	Ball St.	60 43	
20 H	Texas A&M	43 50				82 A	Arkansas	62 83	198 H	Ole Miss	80 68	
22 N	Miami (FL)	65 90							269 H	Samford	77 52	
									286 H	Austin Peay	99 70	
									290 H	Tennessee St.	89 63	
									335 H	Presbyterian	78 43	
LAST 12 Division I GAMES:												
33 A	Missouri	46 69	82 A	Arkansas	62 83	20 H	Texas A&M	43 50	103 H	Georgia	64 71	
61 H	Tennessee	65 82	27 A	Kentucky	55 77	269 H	Samford	77 52	116 N	Creighton	55 75	
20 A	Texas A&M	53 69	54 A	Kansas St.	61 72	58 A	Middle Tenn.	58 65				
15 A	South Carolina	69 80	52 H	Auburn	70 72	61 H	Tennessee	65 82				
198 H	Ole Miss	80 68				82 A	Arkansas	62 83				
52 H	Auburn	70 72										

Non-Div I Games:

Vanderbilt

Loss, Non-Conf, S Site, H Home A Away N Neutral

Average RPI Win: 282	WON-LOST	WINNING	LAST 10	STRENGTH OF	OPP. STRENGTH	TEAM	ADJ.	CONF.	ADJ CONF.
Average RPI Loss: 165	RECORD	PCT. RANK	GAMES	SCHEDULE	OF SCHEDULE	RPI	RPI	RPI	RPI
DIV. I ONLY	8- 14	245	0- 1	235	292	277	277	23	23
DIV. I NON-CONF.	3- 8	267	0- 1	201	310	294	294	25	25
TOTALS	RPI 1-25	RPI 26-50	W-L RECORDS	RPI 51-100	RPI 101-150	RPI 150+			
8- 14	0- 0	0- 0	OVERALL	0- 4	0- 3	8- 7			
5- 7	0- 0	0- 0	HOME	0- 3	0- 0	5- 4			
3- 7	0- 0	0- 0	AWAY	0- 1	0- 3	3- 3			
0- 0	0- 0	0- 0	NEUTRAL	0- 0	0- 0	0- 0			
3- 8	0- 0	0- 0	NON-CONFERENCE	0- 2	0- 2	3- 4			
2- 5	0- 0	0- 0	HOME	0- 2	0- 0	2- 3			
1- 3	0- 0	0- 0	AWAY	0- 0	0- 2	1- 1			
0- 0	0- 0	0- 0	NEUTRAL	0- 0	0- 0	0- 0			
5- 6	0- 0	0- 0	CONFERENCE	0- 2	0- 1	5- 3			
3- 2	0- 0	0- 0	HOME	0- 1	0- 0	3- 1			
2- 4	0- 0	0- 0	AWAY	0- 1	0- 1	2- 2			
0- 0	0- 0	0- 0	NEUTRAL	0- 0	0- 0	0- 0			

RPI S	Opponent	Score	RPI S	Opponent	Score	RPI S	Opponent	Score	RPI S	Opponent	Score	Team's RPI: 277
						74	H Yale	55 58	106	A Hartford	32 61	
						75	A Maine	45 66	119	A Kansas	36 77	
						75	H Maine	51 63	149	A South Fla.	55 102	
						77	H Drexel	44 60	159	H Stony Brook	61 67	
									177	H Rider	54 49	
									200	H Dartmouth	42 66	
									208	H Holy Cross	40 65	
									228	H Rhode Island	58 61	
									238	A Albany (NY)	40 65	
									238	H Albany (NY)	52 39	
									265	A Binghamton	58 57	
									280	A Canisius	46 67	
									297	A UMBC	58 44	
									311	H New Hampshire	69 60	
									320	A UMass Lowell	51 54	
									320	H UMass Lowell	52 42	
									321	A NJIT	71 63	
									323	H Wagner	56 54	
LAST 12 Division I GAMES:												
			77	H Drexel	44 60	265	A Binghamton	58 57				
			238	A Albany (NY)	40 65	311	H New Hampshire	69 60				
			75	A Maine	45 66	106	A Hartford	32 61				
			320	H UMass Lowell	52 42	75	H Maine	51 63				
			159	H Stony Brook	61 67	238	H Albany (NY)	52 39				
			297	A UMBC	58 44	320	A UMass Lowell	51 54				

Non-Div I Games: Norwich 78 28

Vermont

Average RPI Win:	146	WON-LOST	WINNING	LAST 10	STRENGTH OF	OPP. STRENGTH	TEAM	ADJ.	CONF.	ADJ CONF.
Average RPI Loss:	47	RECORD	PCT. RANK	GAMES	SCHEDULE	OF SCHEDULE	RPI	RPI	RPI	RPI
DIV. I ONLY	15- 9	106	0- 1	33	47	41	41	6	6	
DIV. I NON-CONF.	9- 2	43	0- 0	72	75	21	21	4	4	
TOTALS	RPI 1-25	RPI 26-50	W-L RECORDS	RPI 51-100	RPI 101-150	RPI 150+				
15- 9	0- 3	0- 3	OVERALL	2- 2	7- 1	6- 0				
8- 3	0- 1	0- 2	HOME	1- 0	4- 0	3- 0				
7- 5	0- 2	0- 1	AWAY	1- 1	3- 1	3- 0				
0- 1	0- 0	0- 0	NEUTRAL	0- 1	0- 0	0- 0				
9- 2	0- 1	0- 0	NON-CONFERENCE	2- 1	2- 0	5- 0				
5- 0	0- 0	0- 0	HOME	1- 0	2- 0	2- 0				
4- 1	0- 1	0- 0	AWAY	1- 0	0- 0	3- 0				
0- 1	0- 0	0- 0	NEUTRAL	0- 1	0- 0	0- 0				
6- 7	0- 2	0- 3	CONFERENCE	0- 1	5- 1	1- 0				
3- 3	0- 1	0- 2	HOME	0- 0	2- 0	1- 0				
3- 4	0- 1	0- 1	AWAY	0- 1	3- 1	0- 0				
0- 0	0- 0	0- 0	NEUTRAL	0- 0	0- 0	0- 0				

RPI 1-25				RPI 26-50				Team's RPI: 41	RPI 51-100				RPI 101+			
RPI	S	Opponent	Score	RPI	S	Opponent	Score		RPI	S	Opponent	Score	RPI	S	Opponent	Score
8	A	Marquette	55 93	34	A	DePaul	70 93		69	N	Virginia Tech	59 61	103	H	Georgia	62 56
8	H	Marquette	55 91	34	H	DePaul	59 66		72	A	Penn	58 50	106	H	Hartford	59 41
14	A	UCF	56 71	44	H	Butler	55 63		92	A	Georgetown	63 68	110	A	St. John's (NY)	73 57
									93	H	Princeton	67 46	116	A	Creighton	54 52
													116	H	Creighton	67 62
													117	A	Providence	61 67
													117	H	Providence	53 33
													120	A	Seton Hall	70 66
													154	A	Lehigh	70 48
													170	H	Temple	76 68
													173	H	Xavier	75 71
													209	A	George Washington	60 45
													253	A	Saint Joseph's	47 35
													284	H	La Salle	81 68
LAST 12 Division I GAMES:																
8	A	Marquette	55 93	92	A	Georgetown	63 68									
34	A	DePaul	70 93	72	A	Penn	58 50									
116	H	Creighton	67 62	34	H	DePaul	59 66									
117	H	Providence	53 33	8	H	Marquette	55 91									
110	A	St. John's (NY)	73 57	117	A	Providence	61 67									
120	A	Seton Hall	70 66	116	A	Creighton	54 52									

Non-Div I Games:

Villanova

Virginia

Through Games Of Feb. 10, 2019

Average RPI Win:	140	WON-LOST	WINNING	LAST 10	STRENGTH OF	OPP. STRENGTH	TEAM	ADJ.	CONF.	ADJ CONF.
Average RPI Loss:	53	RECORD	PCT. RANK	GAMES	SCHEDULE	OF SCHEDULE	RPI	RPI	RPI	RPI
DIV. I ONLY	10- 14	224	1- 0	8	17	98	98	1	1	
DIV. I NON-CONF.	6- 7	172	0- 0	28	60	116	116	1	1	
TOTALS	RPI 1-25	RPI 26-50	W-L RECORDS	RPI 51-100	RPI 101-150	RPI 150+				
10- 14	0- 7	0- 2	OVERALL	4- 2	3- 2	3- 1				
7- 7	0- 3	0- 1	HOME	3- 1	1- 1	3- 1				
2- 6	0- 4	0- 1	AWAY	1- 1	1- 0	0- 0				
1- 1	0- 0	0- 0	NEUTRAL	0- 0	1- 1	0- 0				
6- 7	0- 2	0- 2	NON-CONFERENCE	2- 1	1- 1	3- 1				
4- 4	0- 1	0- 1	HOME	1- 1	0- 0	3- 1				
1- 2	0- 1	0- 1	AWAY	1- 0	0- 0	0- 0				
1- 1	0- 0	0- 0	NEUTRAL	0- 0	1- 1	0- 0				
4- 7	0- 5	0- 0	CONFERENCE	2- 1	2- 1	0- 0				
3- 3	0- 2	0- 0	HOME	2- 0	1- 1	0- 0				
1- 4	0- 3	0- 0	AWAY	0- 1	1- 0	0- 0				
0- 0	0- 0	0- 0	NEUTRAL	0- 0	0- 0	0- 0				

RPI	S	Opponent	Score	RPI	S	Opponent	Score	RPI	S	Opponent	Score	RPI	S	Opponent	Score
3	A	Louisville	43 91	26	H	Central Mich.	61 74	57	A	Clemson	65 71	105	H	Boston College	79 77
6	H	Mississippi St.	44 72	27	A	Kentucky	51 63	69	H	Virginia Tech	62 58	118	H	Wake Forest	42 52
9	A	Syracuse	68 72					71	A	Old Dominion	73 67	126	A	Pittsburgh	74 57
12	H	NC State	38 66					73	H	Duke	53 47	129	N	Alabama	52 64
16	H	Florida St.	61 63					94	H	Radford	44 57	149	N	South Fla.	74 67
22	A	Miami (FL)	59 72					95	H	American	57 54	153	H	Charlotte	65 61
23	A	Michigan St.	66 91									195	H	Saint Louis	65 67
												231	H	N.C. A&T	67 57
												326	H	Coppin St.	55 41
LAST 12 Division I GAMES:															
73	H	Duke	53 47	3	A	Louisville	43 91	12	H	NC State	38 66	69	H	Virginia Tech	62 58
105	H	Boston College	79 77	22	A	Miami (FL)	59 72	57	A	Clemson	65 71	16	H	Florida St.	61 63
22	A	Miami (FL)	59 72	9	A	Syracuse	68 72	153	H	Charlotte	65 61				
9	A	Syracuse	68 72	118	H	Wake Forest	42 52								
118	H	Wake Forest	42 52	126	A	Pittsburgh	74 57								

Non-Div I Games:

Virginia

■ Loss,
 ■ Non-Conf, S Site,
 ■ Home
 ■ Away
 N Neutral

Average RPI Win:	178	WON-LOST	WINNING	LAST 10	STRENGTH OF	OPP. STRENGTH	TEAM	ADJ.	CONF.	ADJ CONF.
Average RPI Loss:	23	RECORD	PCT. RANK	GAMES	SCHEDULE	OF SCHEDULE	RPI	RPI	RPI	RPI
DIV. I ONLY	15- 8	90	0- 1	64	23	69	69	1	1	
DIV. I NON-CONF.	13- 0	1	0- 0	265	123	36	36	1	1	
TOTALS	RPI 1-25	RPI 26-50	W-L RECORDS	RPI 51-100	RPI 101-150	RPI 150+				
15- 8	1- 7	1- 0	OVERALL	1- 1	5- 0	7- 0				
8- 5	1- 5	0- 0	HOME	1- 0	1- 0	5- 0				
3- 3	0- 2	0- 0	AWAY	0- 1	2- 0	1- 0				
4- 0	0- 0	1- 0	NEUTRAL	0- 0	2- 0	1- 0				
13- 0	1- 0	1- 0	NON-CONFERENCE	1- 0	3- 0	7- 0				
8- 0	1- 0	0- 0	HOME	1- 0	1- 0	5- 0				
1- 0	0- 0	0- 0	AWAY	0- 0	0- 0	1- 0				
4- 0	0- 0	1- 0	NEUTRAL	0- 0	2- 0	1- 0				
2- 8	0- 7	0- 0	CONFERENCE	0- 1	2- 0	0- 0				
0- 5	0- 5	0- 0	HOME	0- 0	0- 0	0- 0				
2- 3	0- 2	0- 0	AWAY	0- 1	2- 0	0- 0				
0- 0	0- 0	0- 0	NEUTRAL	0- 0	0- 0	0- 0				

RPI 1-25				RPI 26-50				RPI 51-100 Team's RPI: 69				RPI 101+			
RPI	S	Opponent	Score	RPI	S	Opponent	Score	RPI	S	Opponent	Score	RPI	S	Opponent	Score
1	H	Notre Dame	51 80	41	N	Villanova	61 59	94	H	Radford	55 44	105	A	Boston College	95 86
3	H	Louisville	63 72					98	A	Virginia	58 62	107	N	Ohio St.	81 73
9	H	Syracuse	73 75									113	N	Dayton	69 57
12	A	NC State	61 70									126	A	Pittsburgh	74 58
16	H	Florida St.	54 56									143	H	Chattanooga	74 59
19	H	Rutgers	67 51									215	H	Monmouth	82 49
22	A	Miami (FL)	61 68									236	A	Liberty	72 61
25	H	North Carolina	69 81									245	H	Mt. St. Mary's	83 51
												255	N	Richmond	85 57
												288	H	Ga. Southern	78 49
												340	H	USC Upstate	96 45
												342	H	Longwood	93 39
LAST 12 Division I GAMES:															
3	H	Louisville	63 72	1	H	Notre Dame	51 80								
105	A	Boston College	95 86	98	A	Virginia	58 62								
126	A	Pittsburgh	74 58	9	H	Syracuse	73 75								
16	H	Florida St.	54 56	22	A	Miami (FL)	61 68								
25	H	North Carolina	69 81	342	H	Longwood	93 39								
12	A	NC State	61 70	107	N	Ohio St.	81 73								

Non-Div I Games:

Virginia Tech

■ Loss,
 ■ Non-Conf, S Site,
 ■ Home
 ■ Away
 N Neutral

Average RPI Win: 323	WON-LOST	WINNING	LAST 10	STRENGTH OF	OPP. STRENGTH	TEAM	ADJ.	CONF.	ADJ CONF.
Average RPI Loss: 223	RECORD	PCT. RANK	GAMES	SCHEDULE	OF SCHEDULE	RPI	RPI	RPI	RPI
DIV. I ONLY	6- 14	278	0- 1	332	349	323	323	31	31
DIV. I NON-CONF.	1- 9	326	0- 1	291	340	341	341	31	31
TOTALS	RPI 1-25	RPI 26-50	W-L RECORDS	RPI 51-100	RPI 101-150	RPI 150+			
6- 14	0- 0	0- 0	OVERALL	0- 1	0- 2	6- 11			
3- 4	0- 0	0- 0	HOME	0- 1	0- 0	3- 3			
3- 9	0- 0	0- 0	AWAY	0- 0	0- 2	3- 7			
0- 1	0- 0	0- 0	NEUTRAL	0- 0	0- 0	0- 1			
1- 9	0- 0	0- 0	NON-CONFERENCE	0- 1	0- 2	1- 6			
0- 3	0- 0	0- 0	HOME	0- 1	0- 0	0- 2			
1- 5	0- 0	0- 0	AWAY	0- 0	0- 2	1- 3			
0- 1	0- 0	0- 0	NEUTRAL	0- 0	0- 0	0- 1			
5- 5	0- 0	0- 0	CONFERENCE	0- 0	0- 0	5- 5			
3- 1	0- 0	0- 0	HOME	0- 0	0- 0	3- 1			
2- 4	0- 0	0- 0	AWAY	0- 0	0- 0	2- 4			
0- 0	0- 0	0- 0	NEUTRAL	0- 0	0- 0	0- 0			

RPI 1-25				RPI 26-50				RPI 51-100				RPI 101+				Team's RPI: 323	
RPI	S	Opponent	Score	RPI	S	Opponent	Score	RPI	S	Opponent	Score	RPI	S	Opponent	Score		
								74	H	Yale	41	74	120	A	Seton Hall	40	95
												132	A	Fordham	59	80	
												159	A	Stony Brook	45	70	
												212	A	Saint Francis (PA)	70	107	
												218	A	Robert Morris	46	69	
												223	A	Sacred Heart	64	72	
												223	H	Sacred Heart	68	80	
												245	H	Mt. St. Mary's	92	76	
												258	A	St. Francis Brooklyn	61	76	
												277	A	Vermont	54	56	
												278	N	Siena	71	74	
												302	H	Army West Point	46	61	
												303	A	Central Conn. St.	75	63	
												312	H	Lafayette	43	66	
												328	A	Saint Peter's	57	69	
												342	A	Longwood	86	60	
												344	H	Fairleigh Dickinson	71	59	
												351	A	LIU Brooklyn	66	62	
												351	H	LIU Brooklyn	72	62	
LAST 12 Division I GAMES:																	
				278	N	Siena	71	74				245	H	Mt. St. Mary's	92	76	
				351	A	LIU Brooklyn	66	62				344	H	Fairleigh Dickinson	71	59	
				351	H	LIU Brooklyn	72	62				223	H	Sacred Heart	68	80	
				212	A	Saint Francis (PA)	70	107				303	A	Central Conn. St.	75	63	
				218	A	Robert Morris	46	69				258	A	St. Francis Brooklyn	61	76	
				223	A	Sacred Heart	64	72				159	A	Stony Brook	45	70	

Non-Div I Games: Staten Island 86 59

Wagner

■ Loss,
 ■ Non-Conf,
 ■ S Site,
 ■ H Home
 ■ A Away
 N Neutral

Wake Forest

Through Games Of Feb. 10, 2019

Average RPI Win:	168	WON-LOST	WINNING	LAST 10	STRENGTH OF	OPP. STRENGTH	TEAM	ADJ.	CONF.	ADJ CONF.
Average RPI Loss:	63	RECORD	PCT. RANK	GAMES	SCHEDULE	OF SCHEDULE	RPI	RPI	RPI	RPI
DIV. I ONLY	10- 14	224	0- 1	13	67	118	118	1	1	
DIV. I NON-CONF.	9- 4	85	0- 0	59	274	80	80	1	1	
TOTALS	RPI 1-25	RPI 26-50	W-L RECORDS	RPI 51-100	RPI 101-150	RPI 150+				
10- 14	0- 6	1- 2	OVERALL	1- 2	2- 2	6- 2				
7- 8	0- 3	1- 2	HOME	0- 1	2- 1	4- 1				
2- 6	0- 3	0- 0	AWAY	1- 1	0- 1	1- 1				
1- 0	0- 0	0- 0	NEUTRAL	0- 0	0- 0	1- 0				
9- 4	0- 0	1- 1	NON-CONFERENCE	0- 0	2- 1	6- 2				
7- 2	0- 0	1- 1	HOME	0- 0	2- 0	4- 1				
1- 2	0- 0	0- 0	AWAY	0- 0	0- 1	1- 1				
1- 0	0- 0	0- 0	NEUTRAL	0- 0	0- 0	1- 0				
1- 10	0- 6	0- 1	CONFERENCE	1- 2	0- 1	0- 0				
0- 6	0- 3	0- 1	HOME	0- 1	0- 1	0- 0				
1- 4	0- 3	0- 0	AWAY	1- 1	0- 0	0- 0				
0- 0	0- 0	0- 0	NEUTRAL	0- 0	0- 0	0- 0				

RPI 1-25				RPI 26-50				RPI 51-100				RPI 101+ Team's RPI: 118			
RPI	S	Opponent	Score	RPI	S	Opponent	Score	RPI	S	Opponent	Score	RPI	S	Opponent	Score
1	A	Notre Dame	48 78	36	H	James Madison	50 49	57	H	Clemson	53 69	105	H	Boston College	64 65
3	H	Louisville	49 73	40	H	Indiana	73 87	73	A	Duke	52 66	110	H	St. John's (NY)	64 59
12	H	NC State	50 59	43	H	Georgia Tech	46 60	98	A	Virginia	52 42	112	A	VCU	40 53
16	A	Florida St.	61 85									115	H	Towson	60 53
22	H	Miami (FL)	57 72									153	A	Charlotte	69 43
25	A	North Carolina	61 84									156	H	Mercer	69 54
												173	H	Xavier	50 62
												179	H	UMES	78 67
												204	A	East Carolina	61 70
												255	H	Richmond	62 48
												274	H	Norfolk St.	63 61
												304	N	South Carolina St.	58 44
LAST 12 Division I GAMES:															
43	H	Georgia Tech	46 60	3	H	Louisville	49 73								
57	H	Clemson	53 69	25	A	North Carolina	61 84								
16	A	Florida St.	61 85	1	A	Notre Dame	48 78								
12	H	NC State	50 59	105	H	Boston College	64 65								
98	A	Virginia	52 42	22	H	Miami (FL)	57 72								
73	A	Duke	52 66	274	H	Norfolk St.	63 61								

Non-Div I Games:

Wake Forest

■ Loss,
 ■ Non-Conf,
 ■ S Site,
 ■ H Home
 ■ A Away
 N Neutral

Average RPI Win:	188	WON-LOST	WINNING	LAST 10	STRENGTH OF	OPP. STRENGTH	TEAM	ADJ.	CONF.	ADJ CONF.
Average RPI Loss:	53	RECORD	PCT. RANK	GAMES	SCHEDULE	OF SCHEDULE	RPI	RPI	RPI	RPI
DIV. I ONLY	8- 16	256	0- 1	16	57	145	145	2	2	
DIV. I NON-CONF.	7- 5	132	0- 1	98	176	135	135	2	2	

TOTALS	RPI 1-25	RPI 26-50	W-L RECORDS	RPI 51-100	RPI 101-150	RPI 150+				
8- 16	0- 4	0- 6	OVERALL	1- 3	2- 3	5- 0				
6- 7	0- 2	0- 2	HOME	0- 2	2- 1	4- 0				
1- 7	0- 2	0- 4	AWAY	0- 0	0- 1	1- 0				
1- 2	0- 0	0- 0	NEUTRAL	1- 1	0- 1	0- 0				
7- 5	0- 1	0- 0	NON-CONFERENCE	1- 2	1- 2	5- 0				
5- 2	0- 1	0- 0	HOME	0- 1	1- 0	4- 0				
1- 1	0- 0	0- 0	AWAY	0- 0	0- 1	1- 0				
1- 2	0- 0	0- 0	NEUTRAL	1- 1	0- 1	0- 0				
1- 11	0- 3	0- 6	CONFERENCE	0- 1	1- 1	0- 0				
1- 5	0- 1	0- 2	HOME	0- 1	1- 1	0- 0				
0- 6	0- 2	0- 4	AWAY	0- 0	0- 0	0- 0				
0- 0	0- 0	0- 0	NEUTRAL	0- 0	0- 0	0- 0				

RPI 1-25				RPI 26-50				RPI 51-100				RPI 101+ Team's RPI: 145			
RPI	S	Opponent	Score	RPI	S	Opponent	Score	RPI	S	Opponent	Score	RPI	S	Opponent	Score
4	A	Oregon	71 84	30	A	Oregon St.	67 78	56	N	Michigan	73 80	107	H	Ohio St.	69 59
4	H	Oregon	57 76	30	H	Oregon St.	39 86	65	H	Boise St.	69 73	122	H	Washington St.	76 79
5	A	Stanford	54 91	35	A	California	70 79	73	N	Duke	71 64	132	N	Fordham	57 65
6	H	Mississippi St.	56 103	37	A	UCLA	60 76	80	H	Arizona	59 69	136	H	Colorado	68 58
				49	A	Southern California	57 82					144	A	Tulane	51 63
				50	H	Utah	43 58					165	H	Montana	69 54
												203	H	George Mason	81 52
												234	H	Northern Ariz.	81 59
												244	H	Cal St. Fullerton	83 74
												343	A	Seattle U	69 58
LAST 12 Division I GAMES:															
65	H	Boise St.	69 73	4	H	Oregon	57 76								
56	N	Michigan	73 80	30	H	Oregon St.	39 86								
132	N	Fordham	57 65	35	A	California	70 79								
80	H	Arizona	59 69	5	A	Stanford	54 91								
37	A	UCLA	60 76	50	H	Utah	43 58								
49	A	Southern California	57 82	136	H	Colorado	68 58								

Non-Div I Games:

Washington

■ Loss,
■ Non-Conf,
■ S Site,
■ H Home
■ A Away
N Neutral

Average RPI Win:	151	WON-LOST	WINNING	LAST 10	STRENGTH OF	OPP. STRENGTH	TEAM	ADJ.	CONF.	ADJ CONF.
Average RPI Loss:	57	RECORD	PCT. RANK	GAMES	SCHEDULE	OF SCHEDULE	RPI	RPI	RPI	RPI
DIV. I ONLY	8- 16	256	1- 0	7	33	122	122	2	2	
DIV. I NON-CONF.	5- 6	177	1- 0	69	121	164	164	2	2	
TOTALS	RPI 1-25	RPI 26-50	W-L RECORDS	RPI 51-100	RPI 101-150	RPI 150+				
8- 16	0- 5	0- 7	OVERALL	3- 1	2- 1	3- 2				
5- 7	0- 2	0- 3	HOME	3- 1	1- 0	1- 1				
1- 8	0- 3	0- 4	AWAY	0- 0	1- 0	0- 1				
2- 1	0- 0	0- 0	NEUTRAL	0- 0	0- 1	2- 0				
5- 6	0- 1	0- 1	NON-CONFERENCE	2- 1	0- 1	3- 2				
3- 3	0- 0	0- 1	HOME	2- 1	0- 0	1- 1				
0- 2	0- 1	0- 0	AWAY	0- 0	0- 0	0- 1				
2- 1	0- 0	0- 0	NEUTRAL	0- 0	0- 1	2- 0				
3- 10	0- 4	0- 6	CONFERENCE	1- 0	2- 0	0- 0				
2- 4	0- 2	0- 2	HOME	1- 0	1- 0	0- 0				
1- 6	0- 2	0- 4	AWAY	0- 0	1- 0	0- 0				
0- 0	0- 0	0- 0	NEUTRAL	0- 0	0- 0	0- 0				

RPI	S	Opponent	Score	RPI	S	Opponent	Score	RPI	S	Opponent	Score	RPI	S	Opponent	Score	Team's RPI: 122
4	A	Oregon	58 98	30	A	Oregon St.	69 76	65	H	Boise St.	95 71	119	N	Kansas	63 71	
4	H	Oregon	64 79	30	H	Oregon St.	35 52	80	H	Arizona	90 88	136	H	Colorado	74 48	
5	A	Stanford	64 85	35	A	California	63 77	91	H	UC Davis	62 75	145	A	Washington	79 76	
13	A	Gonzaga	53 76	37	A	UCLA	56 83	96	H	Nebraska	87 84	158	A	CSUN	52 65	
18	H	Arizona St.	46 61	45	H	Saint Mary's (CA)	64 70					201	N	Jacksonville St.	64 51	
				49	A	Southern California	73 81					219	H	Utah St.	61 72	
				50	H	Utah	68 72					239	H	San Francisco	91 61	
												248	N	Wichita St.	85 59	
LAST 12 Division I GAMES:																
				248	N	Wichita St.	85 59	30	H	Oregon St.	35 52					
				201	N	Jacksonville St.	64 51	4	H	Oregon	64 79					
				80	H	Arizona	90 88	5	A	Stanford	64 85					
				18	H	Arizona St.	46 61	35	A	California	63 77					
				49	A	Southern California	73 81	136	H	Colorado	74 48					
				37	A	UCLA	56 83	50	H	Utah	68 72					

Non-Div I Games:

Washington St.

■ Loss,
■ Non-Conf,
■ S Site,
■ H Home
■ A Away
N Neutral

Average RPI Win:	240	WON-LOST	WINNING	LAST 10	STRENGTH OF	OPP. STRENGTH	TEAM	ADJ.	CONF.	ADJ CONF.
Average RPI Loss:	173	RECORD	PCT. RANK	GAMES	SCHEDULE	OF SCHEDULE	RPI	RPI	RPI	RPI
DIV. I ONLY	4- 18	324	0- 0	245	206	314	314	16	16	
DIV. I NON-CONF.	2- 7	288	0- 0	278	250	312	312	12	12	
TOTALS	RPI 1-25	RPI 26-50	W-L RECORDS	RPI 51-100	RPI 101-150	RPI 150+				
4- 18	0- 0	0- 1	OVERALL	0- 1	1- 6	3- 10				
2- 9	0- 0	0- 0	HOME	0- 1	0- 3	2- 5				
2- 8	0- 0	0- 1	AWAY	0- 0	1- 2	1- 5				
0- 1	0- 0	0- 0	NEUTRAL	0- 0	0- 1	0- 0				
2- 7	0- 0	0- 1	NON-CONFERENCE	0- 0	0- 2	2- 4				
1- 2	0- 0	0- 0	HOME	0- 0	0- 0	1- 2				
1- 4	0- 0	0- 1	AWAY	0- 0	0- 1	1- 2				
0- 1	0- 0	0- 0	NEUTRAL	0- 0	0- 1	0- 0				
2- 11	0- 0	0- 0	CONFERENCE	0- 1	1- 4	1- 6				
1- 7	0- 0	0- 0	HOME	0- 1	0- 3	1- 3				
1- 4	0- 0	0- 0	AWAY	0- 0	1- 1	0- 3				
0- 0	0- 0	0- 0	NEUTRAL	0- 0	0- 0	0- 0				

RPI S	Opponent	Score	RPI S	Opponent	Score	RPI S	Opponent	Score	RPI S	Opponent	Score	Team's RPI: 314
			50 A	Utah	56 77	89 H	Idaho	74 79	101 H	Idaho St.	57 70	
									104 A	Northern Colo.	55 54	
									112 N	VCU	36 64	
									124 A	Pepperdine	47 68	
									137 H	Montana St.	59 66	
									139 A	Portland St.	38 65	
									139 H	Portland St.	59 77	
									161 H	Portland	73 89	
									164 H	UC Riverside	39 71	
									165 H	Montana	60 72	
									197 H	Eastern Wash.	58 64	
									229 A	Sacramento St.	62 77	
									234 A	Northern Ariz.	64 74	
									234 H	Northern Ariz.	64 75	
									266 H	UTEP	68 63	
									270 A	Southern Utah	79 84	
									270 H	Southern Utah	67 66	
									281 A	Utah Valley	59 65	
									296 A	UTSA	59 66	
									318 A	Incarnate Word	72 64	
LAST 12 Division I GAMES:												
234 H	Northern Ariz.	64 75	104 A	Northern Colo.	55 54							
270 H	Southern Utah	67 66	139 H	Portland St.	59 77							
229 A	Sacramento St.	62 77	101 H	Idaho St.	57 70							
139 A	Portland St.	38 65	270 A	Southern Utah	79 84							
165 H	Montana	60 72	234 A	Northern Ariz.	64 74							
137 H	Montana St.	59 66	89 H	Idaho	74 79							

Non-Div I Games: La Verne 105 43

Weber St.

Average RPI Win: 186		WON-LOST	WINNING	LAST 10	STRENGTH OF	OPP. STRENGTH	TEAM	ADJ.	CONF.	ADJ CONF.
Average RPI Loss: 21		RECORD	PCT. RANK	GAMES	SCHEDULE	OF SCHEDULE	RPI	RPI	RPI	RPI
DIV. I ONLY		16- 6	58	1- 0	125	27	68	68	3	3
DIV. I NON-CONF.		9- 2	43	1- 0	341	127	192	192	3	3
TOTALS	RPI 1-25	RPI 26-50		W-L RECORDS		RPI 51-100	RPI 101-150	RPI 150+		
16- 6	1- 3	1- 3		OVERALL		1- 0	5- 0	8- 0		
12- 2	1- 0	0- 2		HOME		1- 0	4- 0	6- 0		
3- 3	0- 2	1- 1		AWAY		0- 0	1- 0	1- 0		
1- 1	0- 1	0- 0		NEUTRAL		0- 0	0- 0	1- 0		
9- 2	0- 1	0- 1		NON-CONFERENCE		0- 0	2- 0	7- 0		
7- 1	0- 0	0- 1		HOME		0- 0	1- 0	6- 0		
1- 0	0- 0	0- 0		AWAY		0- 0	1- 0	0- 0		
1- 1	0- 1	0- 0		NEUTRAL		0- 0	0- 0	1- 0		
7- 4	1- 2	1- 2		CONFERENCE		1- 0	3- 0	1- 0		
5- 1	1- 0	0- 1		HOME		1- 0	3- 0	0- 0		
2- 3	0- 2	1- 1		AWAY		0- 0	0- 0	1- 0		
0- 0	0- 0	0- 0		NEUTRAL		0- 0	0- 0	0- 0		

RPI 1-25				RPI 26-50				RPI 51-100				Team's RPI: 68		RPI 101+			
RPI	S	Opponent	Score	RPI	S	Opponent	Score	RPI	S	Opponent	Score		RPI	S	Opponent	Score	
2	A	Baylor	47 79	29	A	Texas	64 58	54	H	Kansas St.	60 30		102	H	Oklahoma St.	67 58	
10	A	Iowa St.	61 77	29	H	Texas	58 70						115	H	Towson	90 43	
10	H	Iowa St.	73 64	33	H	Missouri	51 68						119	H	Kansas	71 50	
11	N	Iowa	81 84	42	A	TCU	48 62						126	A	Pittsburgh	77 43	
													135	H	Texas Tech	68 65	
													162	A	Oklahoma	66 55	
													235	H	Niagara	84 32	
													289	H	Morgan St.	72 37	
													305	H	Bryant	94 48	
													321	H	NJIT	95 50	
													326	H	Coppin St.	78 37	
													327	H	Eastern Ky.	78 29	
													327	N	Eastern Ky.	81 39	
LAST 12 Division I GAMES:																	
327	N	Eastern Ky.	81 39	2	A	Baylor	47 79										
10	A	Iowa St.	61 77	10	H	Iowa St.	73 64										
119	H	Kansas	71 50	162	A	Oklahoma	66 55										
29	A	Texas	64 58	102	H	Oklahoma St.	67 58										
54	H	Kansas St.	60 30	29	H	Texas	58 70										
135	H	Texas Tech	68 65	42	A	TCU	48 62										

Non-Div I Games:

West Virginia

Loss, Non-Conf, S Site, H Home A Away N Neutral

Average RPI Win:	302	WON-LOST	WINNING	LAST 10	STRENGTH OF	OPP. STRENGTH	TEAM	ADJ.	CONF.	ADJ CONF.
Average RPI Loss:	211	RECORD	PCT. RANK	GAMES	SCHEDULE	OF SCHEDULE	RPI	RPI	RPI	RPI
DIV. I ONLY	2- 20	342	0- 1	228	346	338	338	27	27	
DIV. I NON-CONF.	2- 11	316	0- 0	158	344	307	307	24	24	
TOTALS	RPI 1-25	RPI 26-50	W-L RECORDS	RPI 51-100	RPI 101-150	RPI 150+				
2- 20	0- 0	0- 2	OVERALL	0- 0	0- 3	2- 15				
1- 8	0- 0	0- 0	HOME	0- 0	0- 0	1- 8				
1- 11	0- 0	0- 2	AWAY	0- 0	0- 2	1- 7				
0- 1	0- 0	0- 0	NEUTRAL	0- 0	0- 1	0- 0				
2- 11	0- 0	0- 2	NON-CONFERENCE	0- 0	0- 2	2- 7				
1- 4	0- 0	0- 0	HOME	0- 0	0- 0	1- 4				
1- 6	0- 0	0- 2	AWAY	0- 0	0- 1	1- 3				
0- 1	0- 0	0- 0	NEUTRAL	0- 0	0- 1	0- 0				
0- 9	0- 0	0- 0	CONFERENCE	0- 0	0- 1	0- 8				
0- 4	0- 0	0- 0	HOME	0- 0	0- 0	0- 4				
0- 5	0- 0	0- 0	AWAY	0- 0	0- 1	0- 4				
0- 0	0- 0	0- 0	NEUTRAL	0- 0	0- 0	0- 0				

RPI 1-25				RPI 26-50				RPI 51-100				RPI 101+				Team's RPI: 338	
RPI	S	Opponent	Score	RPI	S	Opponent	Score	RPI	S	Opponent	Score	RPI	S	Opponent	Score		
				27	A	Kentucky	39 99					131	A	Tennessee Tech	58 77		
				43	A	Georgia Tech	49 84					141	N	North Ala.	66 89		
												143	A	Chattanooga	58 72		
												156	H	Mercer	67 69		
												188	A	Coastal Caro.	59 77		
												194	A	UNC Asheville	49 74		
												221	A	Furman	55 65		
												221	H	Furman	28 53		
												231	H	N.C. A&T	51 69		
												241	H	Campbell	37 63		
												246	A	ETSU	80 88		
												260	H	Gardner-Webb	52 62		
												263	A	Winthrop	65 57		
												269	H	Samford	42 75		
												285	A	Wofford	65 91		
												285	H	Wofford	55 63		
												304	H	South Carolina St.	39 54		
												313	A	UNC Greensboro	59 71		
												321	A	NJIT	71 79		
												340	H	USC Upstate	68 64		
LAST 12 Division I GAMES:																	
				285	H	Wofford	55 63					156	H	Mercer	67 69		
				221	H	Furman	28 53					221	A	Furman	55 65		
				246	A	ETSU	80 88					285	A	Wofford	65 91		
				143	A	Chattanooga	58 72					260	H	Gardner-Webb	52 62		
				313	A	UNC Greensboro	59 71					304	H	South Carolina St.	39 54		
				269	H	Samford	42 75					263	A	Winthrop	65 57		

Non-Div I Games: North Greenville 71 44 Young Harris 63 54

Western Caro.

Loss, Non-Conf, S Site, H Home A Away N Neutral

Average RPI Win:	274	WON-LOST	WINNING	LAST 10	STRENGTH OF	OPP. STRENGTH	TEAM	ADJ.	CONF.	ADJ CONF.
Average RPI Loss:	132	RECORD	PCT. RANK	GAMES	SCHEDULE	OF SCHEDULE	RPI	RPI	RPI	RPI
DIV. I ONLY	10- 13	209	1- 0	214	230	214	214	18	18	
DIV. I NON-CONF.	2- 9	297	0- 0	78	198	252	252	17	17	
TOTALS	RPI 1-25	RPI 26-50	W-L RECORDS	RPI 51-100	RPI 101-150	RPI 150+				
10- 13	0- 1	0- 4	OVERALL	0- 2	0- 0	10- 6				
6- 3	0- 1	0- 2	HOME	0- 0	0- 0	6- 0				
3- 7	0- 0	0- 2	AWAY	0- 1	0- 0	3- 4				
1- 3	0- 0	0- 0	NEUTRAL	0- 1	0- 0	1- 2				
2- 9	0- 1	0- 2	NON-CONFERENCE	0- 2	0- 0	2- 4				
1- 2	0- 1	0- 1	HOME	0- 0	0- 0	1- 0				
0- 4	0- 0	0- 1	AWAY	0- 1	0- 0	0- 2				
1- 3	0- 0	0- 0	NEUTRAL	0- 1	0- 0	1- 2				
8- 4	0- 0	0- 2	CONFERENCE	0- 0	0- 0	8- 2				
5- 1	0- 0	0- 1	HOME	0- 0	0- 0	5- 0				
3- 3	0- 0	0- 1	AWAY	0- 0	0- 0	3- 2				
0- 0	0- 0	0- 0	NEUTRAL	0- 0	0- 0	0- 0				

RPI 1-25				RPI 26-50				RPI 51-100				RPI 101+ Team's RPI: 214			
RPI	S	Opponent	Score	RPI	S	Opponent	Score	RPI	S	Opponent	Score	RPI	S	Opponent	Score
21	H	Drake	71 98	28	H	South Dakota St.	84 93	51	A	Purdue	60 81	155	A	Bradley	68 82
				33	H	Missouri	64 89	97	N	Northern Ill.	61 86	169	H	Denver	87 78
				39	A	South Dakota	49 92					176	A	Oral Roberts	64 68
				44	A	Butler	51 92					221	N	Furman	85 78
												222	A	Southeast Mo. St.	71 81
												224	A	North Dakota	92 80
												224	H	North Dakota	111 90
												266	N	UTEP	72 84
												270	N	Eastern Ill.	62 64
												286	H	Austin Peay	77 72
												315	A	Omaha	79 67
												315	H	Omaha	78 70
												319	A	North Dakota St.	60 68
												319	H	North Dakota St.	82 70
												334	A	Purdue Fort Wayne	90 61
												334	H	Purdue Fort Wayne	73 59
LAST 12 Division I GAMES:															
				315	A	Omaha	79 67					315	H	Omaha	78 70
				334	A	Purdue Fort Wayne	90 61					224	A	North Dakota	92 80
				319	H	North Dakota St.	82 70					319	A	North Dakota St.	60 68
				224	H	North Dakota	111 90					176	A	Oral Roberts	64 68
				39	A	South Dakota	49 92					169	H	Denver	87 78
				334	H	Purdue Fort Wayne	73 59					28	H	South Dakota St.	84 93

Non-Div I Games: MacMurray 136 39 William Woods 81 73

Western Ill.

Loss, Non-Conf, S Site, H Home A Away N Neutral

Average RPI Win:	211	WON-LOST	WINNING	LAST 10	STRENGTH OF	OPP. STRENGTH	TEAM	ADJ.	CONF.	ADJ CONF.
Average RPI Loss:	75	RECORD	PCT. RANK	GAMES	SCHEDULE	OF SCHEDULE	RPI	RPI	RPI	RPI
DIV. I ONLY	12- 11	157	0- 1	91	54	127	127	14	14	
DIV. I NON-CONF.	4- 8	241	0- 1	29	3	124	124	19	19	
TOTALS	RPI 1-25	RPI 26-50	W-L RECORDS	RPI 51-100	RPI 101-150	RPI 150+				
12- 11	0- 4	0- 3	OVERALL	2- 0	0- 0	10- 4				
6- 6	0- 2	0- 1	HOME	1- 0	0- 0	5- 3				
5- 3	0- 1	0- 1	AWAY	1- 0	0- 0	4- 1				
1- 2	0- 1	0- 1	NEUTRAL	0- 0	0- 0	1- 0				
4- 8	0- 4	0- 2	NON-CONFERENCE	1- 0	0- 0	3- 2				
2- 3	0- 2	0- 0	HOME	0- 0	0- 0	2- 1				
1- 3	0- 1	0- 1	AWAY	1- 0	0- 0	0- 1				
1- 2	0- 1	0- 1	NEUTRAL	0- 0	0- 0	1- 0				
8- 3	0- 0	0- 1	CONFERENCE	1- 0	0- 0	7- 2				
4- 3	0- 0	0- 1	HOME	1- 0	0- 0	3- 2				
4- 0	0- 0	0- 0	AWAY	0- 0	0- 0	4- 0				
0- 0	0- 0	0- 0	NEUTRAL	0- 0	0- 0	0- 0				

RPI 1-25				RPI 26-50				RPI 51-100				RPI 101+ Team's RPI: 127			
RPI	S	Opponent	Score	RPI	S	Opponent	Score	RPI	S	Opponent	Score	RPI	S	Opponent	Score
1	A	Notre Dame	53 94	26	A	Central Mich.	90 108	60	A	Little Rock	68 56	152	H	Louisiana Tech	81 76
3	H	Louisville	80 102	30	N	Oregon St.	60 74	71	H	Old Dominion	75 60	153	H	Charlotte	76 58
11	H	Iowa	67 104	31	H	Rice	46 68					160	H	Southern Ill.	83 76
13	N	Gonzaga	55 76									162	A	Oklahoma	83 90
												172	H	North Texas	67 76
												182	H	Ball St.	83 86
												193	H	Southern Miss.	56 69
												225	H	Marshall	85 55
												246	N	ETSU	82 68
												266	A	UTEP	64 61
												289	H	Morgan St.	90 43
												294	A	Fla. Atlantic	81 50
												296	A	UTSA	81 62
												325	A	FIU	94 82
LAST 12 Division I GAMES:															
		13 N Gonzaga	55 76			152 H Louisiana Tech	81 76								
		246 N ETSU	82 68			193 H Southern Miss.	56 69								
		172 H North Texas	67 76			294 A Fla. Atlantic	81 50								
		31 H Rice	46 68			325 A FIU	94 82								
		266 A UTEP	64 61			225 H Marshall	85 55								
		296 A UTSA	81 62			71 H Old Dominion	75 60								

Non-Div I Games: Union (TN) 77 65 Bellarmine 95 57

Western Ky.

Loss, Non-Conf, S Site, H Home A Away N Neutral

Average RPI Win:	294	WON-LOST	WINNING	LAST 10	STRENGTH OF	OPP. STRENGTH	TEAM	ADJ.	CONF.	ADJ CONF.
Average RPI Loss:	134	RECORD	PCT. RANK	GAMES	SCHEDULE	OF SCHEDULE	RPI	RPI	RPI	RPI
DIV. I ONLY	7- 12	242	0- 1	310	157	283	283	7	7	
DIV. I NON-CONF.	5- 5	162	0- 0	350	286	326	326	8	8	
TOTALS	RPI 1-25	RPI 26-50	W-L RECORDS	RPI 51-100	RPI 101-150	RPI 150+				
7- 12	0- 1	0- 0	OVERALL	0- 4	0- 2	7- 5				
2- 7	0- 1	0- 0	HOME	0- 3	0- 1	2- 2				
4- 4	0- 0	0- 0	AWAY	0- 1	0- 1	4- 2				
1- 1	0- 0	0- 0	NEUTRAL	0- 0	0- 0	1- 1				
5- 5	0- 0	0- 0	NON-CONFERENCE	0- 1	0- 0	5- 4				
2- 3	0- 0	0- 0	HOME	0- 1	0- 0	2- 2				
2- 1	0- 0	0- 0	AWAY	0- 0	0- 0	2- 1				
1- 1	0- 0	0- 0	NEUTRAL	0- 0	0- 0	1- 1				
2- 7	0- 1	0- 0	CONFERENCE	0- 3	0- 2	2- 1				
0- 4	0- 1	0- 0	HOME	0- 2	0- 1	0- 0				
2- 3	0- 0	0- 0	AWAY	0- 1	0- 1	2- 1				
0- 0	0- 0	0- 0	NEUTRAL	0- 0	0- 0	0- 0				

RPI 1-25				RPI 26-50				RPI 51-100				RPI 101+ Team's RPI: 283			
RPI	S	Opponent	Score	RPI	S	Opponent	Score	RPI	S	Opponent	Score	RPI	S	Opponent	Score
24	H	Buffalo	59 61					56	H	Michigan	42 79	138	A	Akron	62 69
								62	H	Miami (OH)	62 81	138	H	Akron	59 72
								85	A	Kent St.	51 55	166	H	New Mexico St.	54 66
								87	H	Toledo	57 80	182	A	Ball St.	65 62
												184	A	Eastern Mich.	61 64
												198	A	Ole Miss	66 69
												224	N	North Dakota	50 62
												232	A	Bowling Green	84 82
												249	H	Loyola Chicago	53 64
												294	A	Fla. Atlantic	69 59
												327	H	Eastern Ky.	64 53
												334	H	Purdue Fort Wayne	69 61
												337	A	Detroit Mercy	54 44
												349	N	Florida A&M	69 50
LAST 12 Division I GAMES:															
138	A	Akron	62 69	184	A	Eastern Mich.	61 64								
85	A	Kent St.	51 55	138	H	Akron	59 72								
62	H	Miami (OH)	62 81	232	A	Bowling Green	84 82								
182	A	Ball St.	65 62	349	N	Florida A&M	69 50								
24	H	Buffalo	59 61	224	N	North Dakota	50 62								
87	H	Toledo	57 80	294	A	Fla. Atlantic	69 59								

Non-Div I Games: Saginaw Valley 75 51

Western Mich.

■ Loss,
 ■ Non-Conf,
 ■ S Site,
 ■ H Home
 ■ A Away
 N Neutral

Average RPI Win:	222	WON-LOST	WINNING	LAST 10	STRENGTH OF	OPP. STRENGTH	TEAM	ADJ.	CONF.	ADJ CONF.
Average RPI Loss:	134	RECORD	PCT. RANK	GAMES	SCHEDULE	OF SCHEDULE	RPI	RPI	RPI	RPI
DIV. I ONLY	10- 13	209	0- 1	220	148	248	248	9	9	
DIV. I NON-CONF.	7- 6	153	0- 1	222	216	249	249	9	9	
TOTALS	RPI 1-25	RPI 26-50	W-L RECORDS	RPI 51-100	RPI 101-150	RPI 150+				
10- 13	0- 0	0- 1	OVERALL	1- 3	1- 5	8- 4				
8- 6	0- 0	0- 0	HOME	1- 1	0- 3	7- 2				
2- 4	0- 0	0- 0	AWAY	0- 1	1- 1	1- 2				
0- 3	0- 0	0- 1	NEUTRAL	0- 1	0- 1	0- 0				
7- 6	0- 0	0- 1	NON-CONFERENCE	1- 1	0- 4	6- 0				
7- 3	0- 0	0- 0	HOME	1- 0	0- 3	6- 0				
0- 0	0- 0	0- 0	AWAY	0- 0	0- 0	0- 0				
0- 3	0- 0	0- 1	NEUTRAL	0- 1	0- 1	0- 0				
3- 7	0- 0	0- 0	CONFERENCE	0- 2	1- 1	2- 4				
1- 3	0- 0	0- 0	HOME	0- 1	0- 0	1- 2				
2- 4	0- 0	0- 0	AWAY	0- 1	1- 1	1- 2				
0- 0	0- 0	0- 0	NEUTRAL	0- 0	0- 0	0- 0				

RPI S	Opponent	Score	RPI S	Opponent	Score	RPI S	Opponent	Score	RPI S	Opponent	Score	Team's RPI: 248
39 N	South Dakota	64 73	63 H	Missouri St.	63 60	102 H	Oklahoma St.	47 60				
			86 A	Cincinnati	54 82	116 H	Creighton	71 83				
			88 N	Northwestern	43 65	122 N	Washington St.	59 85				
			100 H	Houston	58 66	131 H	Tennessee Tech	45 55				
						144 A	Tulane	62 44				
						147 A	Tulsa	49 63				
						152 H	Louisiana Tech	70 56				
						170 H	Temple	40 65				
						187 H	Sam Houston St.	63 55				
						204 A	East Carolina	56 78				
						204 H	East Carolina	57 47				
						205 A	SMU	50 78				
						211 H	Grambling	70 61				
						230 A	Memphis	57 48				
						230 H	Memphis	50 71				
						332 H	Houston Baptist	68 50				
						346 H	Ark.-Pine Bluff	76 39				
						348 H	Savannah St.	66 50				
LAST 12 Division I GAMES:												
122 N	Washington St.	59 85	100 H	Houston	58 66							
86 A	Cincinnati	54 82	205 A	SMU	50 78							
230 A	Memphis	57 48	230 H	Memphis	50 71							
170 H	Temple	40 65	204 A	East Carolina	56 78							
204 H	East Carolina	57 47	147 A	Tulsa	49 63							
144 A	Tulane	62 44	348 H	Savannah St.	66 50							

Non-Div I Games:

Wichita St.

■ Loss,
 ■ Non-Conf,
 ■ S Site,
 ■ H Home
 ■ A Away
 N Neutral

William & Mary

Through Games Of Feb. 10, 2019

Average RPI Win:	223	WON-LOST	WINNING	LAST 10	STRENGTH OF	OPP. STRENGTH	TEAM	ADJ.	CONF.	ADJ CONF.
Average RPI Loss:	134	RECORD	PCT. RANK	GAMES	SCHEDULE	OF SCHEDULE	RPI	RPI	RPI	RPI
DIV. I ONLY	11- 11	163	0- 1	156	203	163	163	10	10	
DIV. I NON-CONF.	7- 4	109	0- 0	187	300	120	120	10	10	
TOTALS	RPI 1-25	RPI 26-50	W-L RECORDS	RPI 51-100	RPI 101-150	RPI 150+				
11- 11	0- 0	0- 1	OVERALL	0- 3	2- 4	9- 3				
6- 4	0- 0	0- 0	HOME	0- 1	1- 1	5- 2				
5- 7	0- 0	0- 1	AWAY	0- 2	1- 3	4- 1				
0- 0	0- 0	0- 0	NEUTRAL	0- 0	0- 0	0- 0				
7- 4	0- 0	0- 0	NON-CONFERENCE	0- 1	0- 3	7- 0				
4- 1	0- 0	0- 0	HOME	0- 0	0- 1	4- 0				
3- 3	0- 0	0- 0	AWAY	0- 1	0- 2	3- 0				
0- 0	0- 0	0- 0	NEUTRAL	0- 0	0- 0	0- 0				
4- 7	0- 0	0- 1	CONFERENCE	0- 2	2- 1	2- 3				
2- 3	0- 0	0- 0	HOME	0- 1	1- 0	1- 2				
2- 4	0- 0	0- 1	AWAY	0- 1	1- 1	1- 1				
0- 0	0- 0	0- 0	NEUTRAL	0- 0	0- 0	0- 0				

RPI S	Opponent	Score	RPI S	Opponent	Score	RPI S	Opponent	Score	RPI S	Opponent	Score	Team's RPI: 163
36	A James Madison	48 65	71	A Old Dominion	69 83	106	A Hartford	45 50				
			77	H Drexel	58 62	109	A UNCW	58 66				
			78	A Northeastern	74 88	109	H UNCW	70 64				
						112	H VCU	55 72				
						115	A Towson	80 69				
						148	A Davidson	65 76				
						151	H Delaware	59 70				
						191	H Elon	65 60				
						204	H East Carolina	63 43				
						209	H George Washington	73 59				
						226	H Howard	88 75				
						254	A Hofstra	60 55				
						255	H Richmond	65 55				
						274	A Norfolk St.	55 44				
						291	A Col. of Charleston	77 79				
						291	H Col. of Charleston	54 66				
						307	A Loyola Maryland	65 49				
						308	A Fairfield	60 54				
LAST 12 Division I GAMES:												
109	A UNCW	58 66	191	H Elon	65 60							
291	A Col. of Charleston	77 79	291	H Col. of Charleston	54 66							
77	H Drexel	58 62	109	H UNCW	70 64							
151	H Delaware	59 70	78	A Northeastern	74 88							
115	A Towson	80 69	254	A Hofstra	60 55							
36	A James Madison	48 65	209	H George Washington	73 59							

Non-Div I Games:

William & Mary

Loss, Non-Conf, S Site, H Home A Away N Neutral

Average RPI Win:	296	WON-LOST	WINNING	LAST 10	STRENGTH OF	OPP. STRENGTH	TEAM	ADJ.	CONF.	ADJ CONF.
Average RPI Loss:	199	RECORD	PCT. RANK	GAMES	SCHEDULE	OF SCHEDULE	RPI	RPI	RPI	RPI
DIV. I ONLY	10- 11	180	1- 0	338	330	263	263	28	28	
DIV. I NON-CONF.	4- 6	212	0- 0	321	331	280	280	29	29	
TOTALS	RPI 1-25	RPI 26-50	W-L RECORDS	RPI 51-100	RPI 101-150	RPI 150+				
10- 11	0- 0	0- 1	OVERALL	0- 1	0- 2	10- 7				
5- 3	0- 0	0- 0	HOME	0- 0	0- 0	5- 3				
5- 8	0- 0	0- 1	AWAY	0- 1	0- 2	5- 4				
0- 0	0- 0	0- 0	NEUTRAL	0- 0	0- 0	0- 0				
4- 6	0- 0	0- 1	NON-CONFERENCE	0- 0	0- 1	4- 4				
2- 1	0- 0	0- 0	HOME	0- 0	0- 0	2- 1				
2- 5	0- 0	0- 1	AWAY	0- 0	0- 1	2- 3				
0- 0	0- 0	0- 0	NEUTRAL	0- 0	0- 0	0- 0				
6- 5	0- 0	0- 0	CONFERENCE	0- 1	0- 1	6- 3				
3- 2	0- 0	0- 0	HOME	0- 0	0- 0	3- 2				
3- 3	0- 0	0- 0	AWAY	0- 1	0- 1	3- 1				
0- 0	0- 0	0- 0	NEUTRAL	0- 0	0- 0	0- 0				

RPI 1-25			RPI 26-50			RPI 51-100			RPI 101+ Team's RPI: 263		
RPI	S	Opponent	Score	RPI	S	Opponent	Score	RPI	S	Opponent	Score
				36	A	James Madison	39 56	94	A	Radford	49 70
								103	A	Georgia	39 85
								133	A	High Point	54 56
								185	A	Wisconsin	41 76
								190	H	Hampton	63 84
								191	H	Elon	58 57
								194	A	UNC Asheville	36 70
								241	A	Campbell	59 46
								260	A	Gardner-Webb	64 62
								285	A	Wofford	53 70
								288	A	Ga. Southern	55 64
								291	A	Col. of Charleston	71 64
								304	A	South Carolina St.	58 50
								316	H	Charleston So.	57 52
								335	A	Presbyterian	62 54
								335	H	Presbyterian	55 52
								338	H	Western Caro.	57 65
								340	H	USC Upstate	50 76
								341	H	N.C. Central	66 41
								342	H	Longwood	77 69
LAST 12 Division I GAMES:											
335	A	Presbyterian	62 54	241	A	Campbell	59 46				
194	A	UNC Asheville	36 70	94	A	Radford	49 70				
133	A	High Point	54 56	340	H	USC Upstate	50 76				
335	H	Presbyterian	55 52	316	H	Charleston So.	57 52				
190	H	Hampton	63 84	342	H	Longwood	77 69				
260	A	Gardner-Webb	64 62	338	H	Western Caro.	57 65				

Non-Div I Games: Newberry

63 67

Winthrop

■ Loss,
 ■ Non-Conf,
 ■ S Site,
 ■ H Home
 ■ A Away
 N Neutral

Average RPI Win:	215	WON-LOST	WINNING	LAST 10	STRENGTH OF	OPP. STRENGTH	TEAM	ADJ.	CONF.	ADJ CONF.
Average RPI Loss:	85	RECORD	PCT. RANK	GAMES	SCHEDULE	OF SCHEDULE	RPI	RPI	RPI	RPI
DIV. I ONLY	11- 13	190	0- 1	152	84	185	185	4	4	
DIV. I NON-CONF.	9- 3	61	0- 0	305	202	170	170	6	6	
TOTALS	RPI 1-25	RPI 26-50	W-L RECORDS	RPI 51-100	RPI 101-150	RPI 150+				
11- 13	0- 2	0- 1	OVERALL	2- 5	2- 4	7- 1				
8- 5	0- 0	0- 1	HOME	2- 2	1- 2	5- 0				
1- 7	0- 2	0- 0	AWAY	0- 2	0- 2	1- 1				
2- 1	0- 0	0- 0	NEUTRAL	0- 1	1- 0	1- 0				
9- 3	0- 0	0- 0	NON-CONFERENCE	0- 3	2- 0	7- 0				
6- 1	0- 0	0- 0	HOME	0- 1	1- 0	5- 0				
1- 1	0- 0	0- 0	AWAY	0- 1	0- 0	1- 0				
2- 1	0- 0	0- 0	NEUTRAL	0- 1	1- 0	1- 0				
2- 10	0- 2	0- 1	CONFERENCE	2- 2	0- 4	0- 1				
2- 4	0- 0	0- 1	HOME	2- 1	0- 2	0- 0				
0- 6	0- 2	0- 0	AWAY	0- 1	0- 2	0- 1				
0- 0	0- 0	0- 0	NEUTRAL	0- 0	0- 0	0- 0				

RPI S	Opponent	Score	RPI S	Opponent	Score	RPI S	Opponent	Score	RPI S	Opponent	Score	Team's RPI: 185
11	A Iowa	53 71	40	H Indiana	68 75	51	H Purdue	76 69	111	A Minnesota	56 74	
17	A Maryland	57 75				56	H Michigan	70 76	111	H Minnesota	50 78	
						67	A Green Bay	46 55	123	H IUPUI	65 64	
						73	H Duke	53 60	126	N Pittsburgh	57 42	
						82	N Arkansas	68 69	130	A Penn St.	64 71	
						88	A Northwestern	46 72	130	H Penn St.	59 65	
						96	H Nebraska	70 69	186	A Illinois	68 78	
									192	A Milwaukee	68 57	
									225	H Marshall	67 49	
									263	H Winthrop	76 41	
									290	N Tennessee St.	58 53	
									319	H North Dakota St.	64 53	
									336	H Evansville	96 60	
									347	H Chicago St.	85 38	
LAST 12 Division I GAMES:												
186	A Illinois	68 78	111	H Minnesota	50 78							
56	H Michigan	70 76	40	H Indiana	68 75							
17	A Maryland	57 75	11	A Iowa	53 71							
96	H Nebraska	70 69	130	A Penn St.	64 71							
130	H Penn St.	59 65	51	H Purdue	76 69							
88	A Northwestern	46 72	111	A Minnesota	56 74							

Non-Div I Games:

Wisconsin

■ Loss,
 ■ Non-Conf,
 S Site,
 ■ Home
 ■ Away
 N Neutral

Average RPI Win: 300	WON-LOST	WINNING	LAST 10	STRENGTH OF	OPP. STRENGTH	TEAM	ADJ.	CONF.	ADJ CONF.
Average RPI Loss: 195	RECORD	PCT. RANK	GAMES	SCHEDULE	OF SCHEDULE	RPI	RPI	RPI	RPI
DIV. I ONLY	9- 12	213	1- 0	348	257	285	285	27	27
DIV. I NON-CONF.	5- 7	206	0- 0	315	269	253	253	24	24
TOTALS	RPI 1-25	RPI 26-50	W-L RECORDS	RPI 51-100	RPI 101-150	RPI 150+			
9- 12	0- 0	0- 1	OVERALL	0- 1	0- 2	9- 8			
6- 1	0- 0	0- 0	HOME	0- 0	0- 0	6- 1			
3- 11	0- 0	0- 1	AWAY	0- 1	0- 2	3- 7			
0- 0	0- 0	0- 0	NEUTRAL	0- 0	0- 0	0- 0			
5- 7	0- 0	0- 1	NON-CONFERENCE	0- 1	0- 1	5- 4			
3- 0	0- 0	0- 0	HOME	0- 0	0- 0	3- 0			
2- 7	0- 0	0- 1	AWAY	0- 1	0- 1	2- 4			
0- 0	0- 0	0- 0	NEUTRAL	0- 0	0- 0	0- 0			
4- 5	0- 0	0- 0	CONFERENCE	0- 0	0- 1	4- 4			
3- 1	0- 0	0- 0	HOME	0- 0	0- 0	3- 1			
1- 4	0- 0	0- 0	AWAY	0- 0	0- 1	1- 3			
0- 0	0- 0	0- 0	NEUTRAL	0- 0	0- 0	0- 0			

RPI S	Opponent	Score	RPI S	Opponent	Score	RPI S	Opponent	Score	RPI S	Opponent	Score	Team's RPI: 285
43	A Georgia Tech	40 81	57	A Clemson	77 85	140	A Appalachian St.	70 94				
						143	A Chattanooga	82 89				
						153	A Charlotte	63 85				
						156	H Mercer	79 81				
						194	A UNC Asheville	46 60				
						221	A Furman	50 63				
						246	A ETSU	79 92				
						260	H Gardner-Webb	59 53				
						263	H Winthrop	70 53				
						269	H Samford	71 62				
						288	A Ga. Southern	81 65				
						291	H Col. of Charleston	78 58				
						313	A UNC Greensboro	61 77				
						313	H UNC Greensboro	93 66				
						335	A Presbyterian	50 61				
						338	A Western Caro.	63 55				
						338	H Western Caro.	91 65				
						341	A N.C. Central	59 66				
						342	A Longwood	101 72				
LAST 12 Division I GAMES:												
338	A Western Caro.	63 55	143	A Chattanooga	82 89							
313	A UNC Greensboro	61 77	313	H UNC Greensboro	93 66							
269	H Samford	71 62	338	H Western Caro.	91 65							
156	H Mercer	79 81	43	A Georgia Tech	40 81							
221	A Furman	50 63	140	A Appalachian St.	70 94							
246	A ETSU	79 92	341	A N.C. Central	59 66							

Non-Div I Games: Warren Wilson 107 30 Southern Wesleyan 110 47 Brevard 106 52

Wofford

Average RPI Win:	213	WON-LOST	WINNING	LAST 10	STRENGTH OF	OPP. STRENGTH	TEAM	ADJ.	CONF.	ADJ CONF.
Average RPI Loss:	118	RECORD	PCT. RANK	GAMES	SCHEDULE	OF SCHEDULE	RPI	RPI	RPI	RPI
DIV. I ONLY	18- 6	46	0- 1	206	181	76	76	20	20	
DIV. I NON-CONF.	7- 4	109	0- 0	122	160	70	70	18	18	
TOTALS	RPI 1-25	RPI 26-50	W-L RECORDS	RPI 51-100	RPI 101-150	RPI 150+				
18- 6	0- 1	0- 0	OVERALL	3- 2	3- 1	12- 2				
7- 1	0- 0	0- 0	HOME	2- 1	1- 0	4- 0				
7- 5	0- 1	0- 0	AWAY	0- 1	1- 1	6- 2				
4- 0	0- 0	0- 0	NEUTRAL	1- 0	1- 0	2- 0				
7- 4	0- 1	0- 0	NON-CONFERENCE	2- 1	1- 0	4- 2				
1- 1	0- 0	0- 0	HOME	1- 1	0- 0	0- 0				
2- 3	0- 1	0- 0	AWAY	0- 0	0- 0	2- 2				
4- 0	0- 0	0- 0	NEUTRAL	1- 0	1- 0	2- 0				
11- 2	0- 0	0- 0	CONFERENCE	1- 1	2- 1	8- 0				
6- 0	0- 0	0- 0	HOME	1- 0	1- 0	4- 0				
5- 2	0- 0	0- 0	AWAY	0- 1	1- 1	4- 0				
0- 0	0- 0	0- 0	NEUTRAL	0- 0	0- 0	0- 0				

RPI 1-25				RPI 26-50				RPI 51-100				Team's RPI: 76		RPI 101+			
RPI	S	Opponent	Score	RPI	S	Opponent	Score	RPI	S	Opponent	Score			RPI	S	Opponent	Score
23	A	Michigan St.	68 84					64	H	Belmont	63 79			123	A	IUPUI	78 75
								67	A	Green Bay	37 56			123	H	IUPUI	66 59
								67	H	Green Bay	85 67			128	A	Youngstown St.	68 83
								77	N	Drexel	71 63			146	N	Marist	76 60
								85	H	Kent St.	61 55			153	A	Charlotte	85 88
														192	A	Milwaukee	73 69
														192	H	Milwaukee	61 57
														212	N	Stetson	57 44
														216	A	UNLV	68 52
														254	N	Hofstra	93 64
														268	A	Cleveland St.	70 65
														272	A	CSU Bakersfield	74 76
														279	A	Northern Ky.	61 55
														301	H	Oakland	69 58
														306	A	Manhattan	60 44
														329	A	UIC	79 46
														329	H	UIC	72 47
														337	H	Detroit Mercy	78 59
LAST 12 Division I GAMES:																	
				67	A	Green Bay	37 56					268	A	Cleveland St.	70 65		
				192	A	Milwaukee	73 69					128	A	Youngstown St.	68 83		
				123	H	IUPUI	66 59					279	A	Northern Ky.	61 55		
				329	H	UIC	72 47					192	H	Milwaukee	61 57		
				337	H	Detroit Mercy	78 59					67	H	Green Bay	85 67		
				301	H	Oakland	69 58					329	A	UIC	79 46		

Non-Div I Games: Kentucky St. 83 53

Wright St.

■ Loss,
 ■ Non-Conf,
 ■ S Site,
 ■ Home
 ■ Away
 N Neutral

Wyoming

Through Games Of Feb. 10, 2019

Average RPI Win:	168	WON-LOST	WINNING	LAST 10	STRENGTH OF	OPP. STRENGTH	TEAM	ADJ.	CONF.	ADJ CONF.
Average RPI Loss:	91	RECORD	PCT. RANK	GAMES	SCHEDULE	OF SCHEDULE	RPI	RPI	RPI	RPI
DIV. I ONLY	12- 5	74	1- 0	65	128	47	47	15	15	
DIV. I NON-CONF.	5- 2	82	0- 0	27	50	22	22	13	13	
TOTALS	RPI 1-25	RPI 26-50	W-L RECORDS	RPI 51-100	RPI 101-150	RPI 150+				
12- 5	0- 0	1- 2	OVERALL	2- 2	2- 0	7- 1				
8- 1	0- 0	1- 1	HOME	2- 0	1- 0	4- 0				
3- 4	0- 0	0- 1	AWAY	0- 2	1- 0	2- 1				
1- 0	0- 0	0- 0	NEUTRAL	0- 0	0- 0	1- 0				
5- 2	0- 0	1- 1	NON-CONFERENCE	1- 1	1- 0	2- 0				
4- 0	0- 0	1- 0	HOME	1- 0	1- 0	1- 0				
0- 2	0- 0	0- 1	AWAY	0- 1	0- 0	0- 0				
1- 0	0- 0	0- 0	NEUTRAL	0- 0	0- 0	1- 0				
7- 3	0- 0	0- 1	CONFERENCE	1- 1	1- 0	5- 1				
4- 1	0- 0	0- 1	HOME	1- 0	0- 0	3- 0				
3- 2	0- 0	0- 0	AWAY	0- 1	1- 0	2- 1				
0- 0	0- 0	0- 0	NEUTRAL	0- 0	0- 0	0- 0				

RPI 1-25				RPI 26-50				Team's RPI: 47				RPI 51-100				RPI 101+			
RPI	S	Opponent	Score	RPI	S	Opponent	Score	RPI	S	Opponent	Score	RPI	S	Opponent	Score	RPI	S	Opponent	Score
				28	H	South Dakota St.	77 70	65	A	Boise St.	64 72	114	A	Fresno St.	63 56				
				45	A	Saint Mary's (CA)	84 90	65	H	Boise St.	64 52	137	H	Montana St.	66 58				
				48	H	New Mexico	75 78	79	A	Pacific	64 70	169	H	Denver	78 74				
								89	H	Idaho	64 61	172	N	North Texas	53 49				
												202	H	San Diego St.	87 45				
												216	H	UNLV	90 62				
												219	A	Utah St.	42 50				
												250	A	Colorado St.	60 49				
												251	H	Air Force	80 60				
												324	A	San Jose St.	70 56				
LAST 12 Division I GAMES:																			
				250	A	Colorado St.	60 49	219	A	Utah St.	42 50								
				251	H	Air Force	80 60	202	H	San Diego St.	87 45								
				114	A	Fresno St.	63 56	216	H	UNLV	90 62								
				65	H	Boise St.	64 52	65	A	Boise St.	64 72								
				324	A	San Jose St.	70 56	28	H	South Dakota St.	77 70								
				48	H	New Mexico	75 78	89	H	Idaho	64 61								

Non-Div I Games: Chadron St. 80 33 UC-Colo. Springs 98 37

Wyoming

Loss, Non-Conf, S Site, H Home A Away N Neutral

Average RPI Win: 220	WON-LOST	WINNING	LAST 10	STRENGTH OF	OPP. STRENGTH	TEAM	ADJ.	CONF.	ADJ CONF.
Average RPI Loss: 76	RECORD	PCT. RANK	GAMES	SCHEDULE	OF SCHEDULE	RPI	RPI	RPI	RPI
DIV. I ONLY	11- 12	171	0- 1	114	101	173	173	6	6
DIV. I NON-CONF.	9- 2	43	0- 0	275	301	129	129	4	4
TOTALS	RPI 1-25	RPI 26-50	W-L RECORDS	RPI 51-100	RPI 101-150	RPI 150+			
11- 12	0- 1	0- 4	OVERALL	0- 2	5- 5	6- 0			
9- 5	0- 1	0- 2	HOME	0- 0	3- 2	6- 0			
2- 7	0- 0	0- 2	AWAY	0- 2	2- 3	0- 0			
0- 0	0- 0	0- 0	NEUTRAL	0- 0	0- 0	0- 0			
9- 2	0- 0	0- 0	NON-CONFERENCE	0- 1	3- 1	6- 0			
8- 1	0- 0	0- 0	HOME	0- 0	2- 1	6- 0			
1- 1	0- 0	0- 0	AWAY	0- 1	1- 0	0- 0			
0- 0	0- 0	0- 0	NEUTRAL	0- 0	0- 0	0- 0			
2- 10	0- 1	0- 4	CONFERENCE	0- 1	2- 4	0- 0			
1- 4	0- 1	0- 2	HOME	0- 0	1- 1	0- 0			
1- 6	0- 0	0- 2	AWAY	0- 1	1- 3	0- 0			
0- 0	0- 0	0- 0	NEUTRAL	0- 0	0- 0	0- 0			

RPI	S	Opponent	Score	RPI	S	Opponent	Score	RPI	S	Opponent	Score	RPI	S	Opponent	Score	Team's RPI: 173
8	H	Marquette	44 90	34	H	DePaul	71 73	86	A	Cincinnati	61 79	110	A	St. John's (NY)	41 70	
				41	A	Villanova	71 75	92	A	Georgetown	61 68	110	H	St. John's (NY)	57 76	
				44	A	Butler	38 63					111	H	Minnesota	53 78	
				44	H	Butler	41 63					116	A	Creighton	62 66	
LAST 12 Division I GAMES:																
				44	A	Butler	38 63					116	A	Creighton	62 66	
				110	A	St. John's (NY)	41 70					44	H	Butler	41 63	
				120	A	Seton Hall	80 76					120	H	Seton Hall	63 62	
				34	H	DePaul	71 73					110	H	St. John's (NY)	57 76	
				8	H	Marquette	44 90					41	A	Villanova	71 75	
				117	A	Providence	58 71					92	A	Georgetown	61 68	

Non-Div I Games:

Xavier

Y

Y

Yale

Page 350

Average RPI Win:	244	WON-LOST	WINNING	LAST 10	STRENGTH OF	OPP. STRENGTH	TEAM	ADJ.	CONF.	ADJ CONF.
Average RPI Loss:	98	RECORD	PCT. RANK	GAMES	SCHEDULE	OF SCHEDULE	RPI	RPI	RPI	RPI
DIV. I ONLY	16- 6	58	1- 0	285	213	128	128	20	20	
DIV. I NON-CONF.	6- 3	91	0- 0	96	201	71	71	18	18	
TOTALS	RPI 1-25	RPI 26-50	W-L RECORDS	RPI 51-100	RPI 101-150	RPI 150+				
16- 6	0- 0	0- 1	OVERALL	1- 3	3- 1	12- 1				
11- 1	0- 0	0- 0	HOME	1- 1	2- 0	8- 0				
5- 5	0- 0	0- 1	AWAY	0- 2	1- 1	4- 1				
0- 0	0- 0	0- 0	NEUTRAL	0- 0	0- 0	0- 0				
6- 3	0- 0	0- 1	NON-CONFERENCE	0- 2	2- 0	4- 0				
4- 1	0- 0	0- 0	HOME	0- 1	1- 0	3- 0				
2- 2	0- 0	0- 1	AWAY	0- 1	1- 0	1- 0				
0- 0	0- 0	0- 0	NEUTRAL	0- 0	0- 0	0- 0				
10- 3	0- 0	0- 0	CONFERENCE	1- 1	1- 1	8- 1				
7- 0	0- 0	0- 0	HOME	1- 0	1- 0	5- 0				
3- 3	0- 0	0- 0	AWAY	0- 1	0- 1	3- 1				
0- 0	0- 0	0- 0	NEUTRAL	0- 0	0- 0	0- 0				

RPI 1-25			RPI 26-50			RPI 51-100			RPI 101+ Team's RPI: 128		
RPI	S	Opponent	Score	RPI	S	Opponent	Score	RPI	S	Opponent	Score
				46	A	Bucknell	68 73	67	A	Green Bay	42 60
								74	H	Yale	56 58
								76	H	Wright St.	83 68
								85	A	Kent St.	34 62
								123	A	IUPUI	44 64
								123	H	IUPUI	70 52
								126	A	Pittsburgh	64 55
								138	H	Akron	72 61
								192	A	Milwaukee	68 71
								212	H	Saint Francis (PA)	80 56
								218	H	Robert Morris	69 59
								249	H	Loyola Chicago	74 63
								268	H	Cleveland St.	73 55
								279	H	Northern Ky.	77 66
								280	A	Canisius	62 36
								301	A	Oakland	69 55
								301	H	Oakland	76 61
								329	A	UIC	83 59
								329	H	UIC	81 29
								337	A	Detroit Mercy	85 59
								337	H	Detroit Mercy	91 45
LAST 12 Division I GAMES:											
329	A	UIC	83 59	76	H	Wright St.	83 68				
123	A	IUPUI	44 64	67	A	Green Bay	42 60				
337	H	Detroit Mercy	91 45	192	A	Milwaukee	68 71				
301	H	Oakland	76 61	123	H	IUPUI	70 52				
268	H	Cleveland St.	73 55	329	H	UIC	81 29				
279	H	Northern Ky.	77 66	301	A	Oakland	69 55				

Non-Div I Games: Thiel 76 53 Carlow 90 31

Youngstown St.

Loss, Non-Conf, S Site, H Home A Away N Neutral