

Average RPI	Win:	74	WON-LOST	WINNING	LAST 10	STRENGTH OF	OPP. STRENGTH	TEAM	ADJ.	CONF.	ADJ CONF.
Average RPI	Loss:	3	RECORD	PCT. RANK	GAMES	SCHEDULE	OF SCHEDULE	RPI	RPI	RPI	RPI
DIV. I ONLY		22- 2	6	9- 1	1	6	1	1	1	1	1
DIV. I NON-CONF.		12- 1	6	1- 0	2	9	2	2	1	1	1

TOTALS	RPI 1-25		RPI 26-50		W-L RECORDS	RPI 51-100		RPI 101-999		RPI 201+	
22- 2	5- 2		6- 0		OVERALL	4- 0		7- 0		2- 0	
10- 0	2- 0		3- 0		HOME	1- 0		4- 0		2- 0	
9- 2	2- 2		2- 0		AWAY	3- 0		2- 0		0- 0	
3- 0	1- 0		1- 0		NEUTRAL	0- 0		1- 0		0- 0	
12- 1	3- 1		4- 0		NON-CONFERENCE	3- 0		2- 0		1- 0	
5- 0	2- 0		1- 0		HOME	1- 0		1- 0		1- 0	
4- 1	0- 1		2- 0		AWAY	2- 0		0- 0		0- 0	
3- 0	1- 0		1- 0		NEUTRAL	0- 0		1- 0		0- 0	
10- 1	2- 1		2- 0		CONFERENCE	1- 0		5- 0		1- 0	
5- 0	0- 0		2- 0		HOME	0- 0		3- 0		1- 0	
5- 1	2- 1		0- 0		AWAY	1- 0		2- 0		0- 0	
0- 0	0- 0		0- 0		NEUTRAL	0- 0		0- 0		0- 0	

RPI	S	Opponent	Score	RPI	S	Opponent	Score	RPI	S	Opponent	Score	RPI	S	Opponent	Score
2	A	UConn	71 80	29	N	South Fla.	76 66	51	A	Western Ky.	78 65	101	A	Wake Forest	96 73
4	A	Louisville	67 100	32	H	Marquette	91 85	62	H	Michigan St.	90 59	102	H	North Carolina	94 62
6	A	Florida St.	100 69	35	A	Michigan	83 63	66	A	Georgia Tech	77 54	126	N	ETSU	77 46
8	H	Tennessee	84 70	37	H	Syracuse	87 72	78	A	Penn	66 54	140	H	Clemson	90 37
14	A	Duke	72 54	44	H	Miami (FL)	83 76					145	A	Pittsburgh	87 53
16	N	South Carolina	92 85	49	A	Oregon St.	72 67					207	H	Boston College	89 60
24	H	DePaul	91 82									262	H	Mt. St. Mary's	121 65

LAST 12 Division I GAMES:															
14	A	Duke	72 54	207	H	Boston College	89 60	4	A	Louisville	67 100	66	A	Georgia Tech	77 54
102	H	North Carolina	94 62	44	H	Miami (FL)	83 76	101	A	Wake Forest	96 73	37	H	Syracuse	87 72
6	A	Florida St.	100 69												
145	A	Pittsburgh	87 53												
140	H	Clemson	90 37												
8	H	Tennessee	84 70												

Non-Div I Games:

Notre Dame

Average RPI	Win:	83	WON-LOST	WINNING	LAST 10	STRENGTH OF	OPP. STRENGTH	TEAM	ADJ.	CONF.	ADJ CONF.
Average RPI	Loss:	0	RECORD	PCT. RANK	GAMES	SCHEDULE	OF SCHEDULE	RPI	RPI	RPI	RPI
DIV. I ONLY		24- 0	1	10- 0	6	1	2	2	8	8	
DIV. I NON-CONF.		12- 0	1	2- 0	1	1	1	1	7	7	

TOTALS	RPI 1-25		RPI 26-50		W-L RECORDS	RPI 51-100		RPI 101-999		RPI 201+	
24- 0	7- 0		5- 0		OVERALL	3- 0		9- 0		1- 0	
9- 0	2- 0		2- 0		HOME	0- 0		5- 0		0- 0	
11- 0	4- 0		2- 0		AWAY	1- 0		4- 0		1- 0	
4- 0	1- 0		1- 0		NEUTRAL	2- 0		0- 0		0- 0	
12- 0	7- 0		2- 0		NON-CONFERENCE	2- 0		1- 0		0- 0	
3- 0	2- 0		1- 0		HOME	0- 0		0- 0		0- 0	
5- 0	4- 0		0- 0		AWAY	0- 0		1- 0		0- 0	
4- 0	1- 0		1- 0		NEUTRAL	2- 0		0- 0		0- 0	
12- 0	0- 0		3- 0		CONFERENCE	1- 0		8- 0		1- 0	
6- 0	0- 0		1- 0		HOME	0- 0		5- 0		0- 0	
6- 0	0- 0		2- 0		AWAY	1- 0		3- 0		1- 0	
0- 0	0- 0		0- 0		NEUTRAL	0- 0		0- 0		0- 0	

RPI	S	Opponent	Score	RPI	S	Opponent	Score	RPI	S	Opponent	Score	RPI	S	Opponent	Score
1	H	Notre Dame	80 71	28	N	Oklahoma	88 64	62	N	Michigan St.	96 62	105	H	Tulane	98 45
9	A	Texas	75 71	29	A	South Fla.	100 49	63	A	Houston	95 35	133	H	Cincinnati	106 65
11	A	UCLA	78 60	36	H	Califonia	82 47	67	N	Duquesne	104 52	158	H	Wichita St.	124 43
13	N	Stanford	78 53	42	A	UCF	55 37					171	H	Tulsa	78 60
15	H	Maryland	97 72	42	H	UCF	80 44					183	A	Temple	113 57
16	A	South Carolina	83 58									189	A	Nevada	88 57
24	A	DePaul	103 69									191	A	Memphis	93 36
												191	H	Memphis	97 49
												209	A	East Carolina	96 35

LAST 12 Division I GAMES:															
158	H	Wichita St.	124 43	183	A	Temple	113 57	171	H	Tulsa	78 60	9	A	Texas	75 71
42	A	UCF	55 37	42	A	UCF	80 44	63	A	Houston	95 35	42	H	UCF	55 37
133	H	Cincinnati	106 65	29	A	South Fla.	100 49	29	A	South Fla.	100 49				
16	A	South Carolina	83 58												
105	H	Tulane	98 45												
191	A	Memphis	93 36												

Non-Div I Games:

UConn

■ Loss,
 Non-Conf,
 S Site,
 H Home
 A Away
 N Neutral

Average RPI Win: 101		WON-LOST	WINNING	LAST 10	STRENGTH OF	OPP. STRENGTH	TEAM	ADJ.	CONF.	ADJ CONF.
Loss: 0		RECORD	PCT. RANK	GAMES	SCHEDULE	OF SCHEDULE	RPI	RPI	RPI	RPI
DIV. I ONLY		25- 0	1	10- 0	13	30	3	3	2	2
DIV. I NON-CONF.		14- 0	1	1- 0	34	38	3	3	2	2
TOTALS	RPI 1-25		RPI 26-50		W-L RECORDS	RPI 51-100	RPI 101-999		RPI 201+	
25- 0	6- 0		5- 0		OVERALL	4- 0	10- 0		3- 0	
13- 0	2- 0		2- 0		HOME	3- 0	6- 0		2- 0	
7- 0	3- 0		1- 0		AWAY	1- 0	2- 0		0- 0	
5- 0	1- 0		2- 0		NEUTRAL	0- 0	2- 0		1- 0	
14- 0	2- 0		4- 0		NON-CONFERENCE	2- 0	6- 0		3- 0	
8- 0	1- 0		2- 0		HOME	1- 0	4- 0		2- 0	
1- 0	0- 0		0- 0		AWAY	1- 0	0- 0		0- 0	
5- 0	1- 0		2- 0		NEUTRAL	0- 0	2- 0		1- 0	
11- 0	4- 0		1- 0		CONFERENCE	2- 0	4- 0		0- 0	
5- 0	1- 0		0- 0		HOME	2- 0	2- 0		0- 0	
6- 0	3- 0		1- 0		AWAY	0- 0	2- 0		0- 0	
0- 0	0- 0		0- 0		NEUTRAL	0- 0	0- 0		0- 0	

RPI 1-25				Team's RPI : 3				RPI 26-50				RPI 51-100				RPI 101+			
RPI	S	Opponent	Score	RPI	S	Opponent	Score	RPI	S	Opponent	Score	RPI	S	Opponent	Score	RPI	S	Opponent	Score
8	A	Tennessee	71 52	27	A	LSU	83 70	70	H	Maine	83 43	115	H	Little Rock	86 48				
10	H	Oregon	90 79	30	H	Virginia	68 53	90	A	UNLV	103 63	118	A	Ole Miss	69 49				
12	N	Green Bay	67 46	33	N	Arizona St.	65 57	94	H	Arkansas	111 69	118	H	Ole Miss	76 45				
16	H	South Carolina	67 53	37	N	Syracuse	76 65	100	H	Alabama	75 61	160	N	Louisiana	94 37				
18	A	Missouri	57 53	45	H	Oklahoma St.	79 76					165	A	Florida	98 50				
23	A	Georgia	86 62									165	H	Florida	90 53				
												195	H	Southern Miss.	91 56				
												208	N	Columbia	90 54				
												319	H	Georgia St.	106 50				
												338	H	Mississippi Val.	112 36				
LAST 12 Division I GAMES:																			
165	A	Florida	98 50	100	H	Alabama	75 61												
16	H	South Carolina	67 53	118	H	Ole Miss	76 45												
18	A	Missouri	57 53	27	A	LSU	83 70												
118	A	Ole Miss	69 49	94	H	Arkansas	111 69												
165	H	Florida	90 53	23	A	Georgia	86 62												
8	A	Tennessee	71 52	338	H	Mississippi Val.	112 36												

Non-Div I Games:

Mississippi St.

■ Loss, ■ Non-Conf, S Site, H Home A Away N Neutral

Average RPI Win: 103		WON-LOST	WINNING	LAST 10	STRENGTH OF	OPP. STRENGTH	TEAM	ADJ.	CONF.	ADJ. CONF.
Loss: 6		RECORD	PCT. RANK	GAMES	SCHEDULE	OF SCHEDULE	RPI	RPI	RPI	RPI
DIV. I ONLY		25- 1	3	9- 1	22	3	4	4	1	1
DIV. I NON-CONF.		14- 0	1	0- 0	116	14	10	10	1	1
TOTALS	RPI 1-25		RPI 26-50		W-L RECORDS		RPI 51-100		RPI 101-999	RPI 201+
25- 1	5- 1		5- 0		OVERALL	4- 0		11- 0		4- 0
14- 1	3- 1		1- 0		HOME	2- 0		8- 0		3- 0
11- 0	2- 0		4- 0		AWAY	2- 0		3- 0		1- 0
0- 0	0- 0		0- 0		NEUTRAL	0- 0		0- 0		0- 0
14- 0	2- 0		2- 0		NON-CONFERENCE	2- 0		8- 0		4- 0
9- 0	1- 0		1- 0		HOME	1- 0		6- 0		3- 0
5- 0	1- 0		1- 0		AWAY	1- 0		2- 0		1- 0
0- 0	0- 0		0- 0		NEUTRAL	0- 0		0- 0		0- 0
11- 1	3- 1		3- 0		CONFERENCE	2- 0		3- 0		0- 0
5- 1	2- 1		0- 0		HOME	1- 0		2- 0		0- 0
6- 0	1- 0		3- 0		AWAY	1- 0		1- 0		0- 0
0- 0	0- 0		0- 0		NEUTRAL	0- 0		0- 0		0- 0

RPI 1-25				Team's RPI: 4				RPI 26-50				RPI 51-100				RPI 101+			
RPI	S	Opponent	Score	RPI	S	Opponent	Score	RPI	S	Opponent	Score	RPI	S	Opponent	Score				
1	H	Notre Dame	100 67	30	A	Vi rgi ni a	77 41	53	H	Vi rgi ni a Tech	67 56	101	H	Wake Forest	89 52				
5	A	Ohio St.	95 90	35	H	Mi chi gan	74 49	65	H	Toledo	90 55	104	A	Kentucky	87 63				
6	H	Florida St.	49 50	37	A	Syracuse	84 77	66	A	Georgi a Tech	74 71	113	H	Mi ddl e Tenn.	80 26				
10	H	Oregon	74 61	39	A	South Dakota St.	68 64	71	A	I ndi ana	72 59	120	H	Vanderbil t	79 57				
14	H	Duke	66 60	44	A	Mi ami (FL)	84 74					140	H	Cl emson	65 46				
22	A	NC State	55 47									145	A	Pi ttsburgh	77 51				
																194	H	UT Martin	91 56
																225	H	Southeast Mo. St.	80 40
																292	H	Murray St.	115 51
																310	A	Air Force	62 50
																332	H	Tennessee St.	95 56
LAST 12 Division I GAMES:																			
140 H Cl emson 65 46				37 A Syracuse 84 77				30 A Vi rgi ni a 77 41				101 H Wake Forest 89 52							
44 A Mi ami (FL) 84 74				6 H Flori da St. 49 50				145 A Pi ttsburgh 77 51				1 H Notre Dame 100 67							
								53 H Vi rgi ni a Tech 67 56				14 H Duke 66 60							
								22 A NC State 55 47				66 A Georgi a Tech 74 71							

Non-Div I Games:

Loui svi l l e

Loss, Non-Conf, S Site, H Home A Away N Neutral

Average RPI	Win:	87	WON-LOST	WINNING	LAST 10	STRENGTH OF	OPP. STRENGTH	TEAM	ADJ.	CONF.	ADJ CONF.
Average RPI	Loss:	17	RECORD	PCT. RANK	GAMES	SCHEDULE	OF SCHEDULE	RPI	RPI	RPI	RPI
DIV. I ONLY		20- 5	26	7- 3	4	4	5	5	3	3	
DIV. I NON-CONF.		11- 2	22	0- 0	9	4	5	5	4	4	

TOTALS	RPI 1-25		RPI 26-50		W-L RECORDS		RPI 51-100		RPI 101-999		RPI 201+
20- 5	3- 4		3- 1		OVERALL		7- 0		7- 0		0- 0
11- 2	2- 1		1- 1		HOME		5- 0		3- 0		0- 0
6- 3	0- 3		1- 0		AWAY		2- 0		3- 0		0- 0
3- 0	1- 0		1- 0		NEUTRAL		0- 0		1- 0		0- 0
11- 2	2- 2		1- 0		NON-CONFERENCE		2- 0		6- 0		0- 0
6- 1	1- 1		0- 0		HOME		2- 0		3- 0		0- 0
2- 1	0- 1		0- 0		AWAY		0- 0		2- 0		0- 0
3- 0	1- 0		1- 0		NEUTRAL		0- 0		1- 0		0- 0
9- 3	1- 2		2- 1		CONFERENCE		5- 0		1- 0		0- 0
5- 1	1- 0		1- 1		HOME		3- 0		0- 0		0- 0
4- 2	0- 2		1- 0		AWAY		2- 0		1- 0		0- 0
0- 0	0- 0		0- 0		NEUTRAL		0- 0		0- 0		0- 0

RPI	S	Opponent	Score	RPI	S	Opponent	Score	RPI	S	Opponent	Score	RPI	S	Opponent	Score
4	H	Louisville	90 95	35	A	Michigan	78 71	58	A	Nebraska	73 61	114	H	Dartmouth	103 70
13	H	Stanford	85 64	35	H	Michigan	75 84	62	H	Michigan St.	78 62	133	A	Cincinnati	87 76
13	N	Stanford	94 82	41	N	FGCU	104 62	64	H	Quinnipiac	95 63	147	H	Idaho	99 56
14	A	Duke	60 69	47	H	Minnesota	91 75	70	H	Maine	83 70	165	A	Florida	103 77
15	A	Maryland	69 99					71	A	Indiana	77 62	167	H	Washington	85 76
19	A	Iowa	89 103					71	H	Indiana	85 70	184	A	Wisconsin	68 55
20	H	Rutgers	90 68					79	H	Penn St.	94 64	191	N	Memphis	100 69

LAST 12 Division I GAMES:															
20	H	Rutgers	90 68	35	H	Michigan	75 84	71	A	Indiana	77 62				
184	A	Wisconsin	68 55	35	A	Michigan	78 71	47	H	Minnesota	91 75				
79	H	Penn St.	94 64	71	H	Indiana	85 70	58	A	Nebraska	73 61				
62	H	Michigan St.	78 62												
19	A	Iowa	89 103												
15	A	Maryland	69 99												

Non-Div I Games:

Ohio St.

Average RPI Win: 118		WON-LOST	WINNING	LAST 10	STRENGTH OF		OPP. STRENGTH	TEAM	ADJ.	CONF.	ADJ. CONF.
Loss: 17		RECORD	PCT. RANK	GAMES	SCHEDULE		OF SCHEDULE	RPI	RPI	RPI	RPI
DIV. I ONLY		20- 4	14	7- 3	10		26	6	6	1	1
DIV. I NON-CONF.		12- 1	6	1- 0	43		75	7	7	1	1
TOTALS		RPI 1-25	RPI 26-50		W-L RECORDS		RPI 51-100	RPI 101-999		RPI 201+	
20- 4	2- 3	4- 1		OVERALL		3- 0	11- 0		4- 0		
10- 1	0- 1	3- 0		HOME		2- 0	5- 0		2- 0		
10- 3	2- 2	1- 1		AWAY		1- 0	6- 0		2- 0		
0- 0	0- 0	0- 0		NEUTRAL		0- 0	0- 0		0- 0		
12- 1	1- 1	2- 0		NON-CONFERENCE		2- 0	7- 0		4- 0		
6- 0	0- 0	1- 0		HOME		1- 0	4- 0		2- 0		
6- 1	1- 1	1- 0		AWAY		1- 0	3- 0		2- 0		
0- 0	0- 0	0- 0		NEUTRAL		0- 0	0- 0		0- 0		
8- 3	1- 2	2- 1		CONFERENCE		1- 0	4- 0		0- 0		
4- 1	0- 1	2- 0		HOME		1- 0	1- 0		0- 0		
4- 2	1- 1	0- 1		AWAY		0- 0	3- 0		0- 0		
0- 0	0- 0	0- 0		NEUTRAL		0- 0	0- 0		0- 0		

RPI 1-25				Team's RPI: 6				RPI 26-50				RPI 51-100				RPI 101+							
RPI	S	Opponent	Score	RPI	S	Opponent	Score	RPI	S	Opponent	Score	RPI	S	Opponent	Score	RPI	S	Opponent	Score				
1	H	Notre Dame	69 100	30	H	Vi rgi ni a	77 62	53	H	Vi rgi ni a Tech	107 62	101	A	Wake Forest	81 79								
4	A	Loui sville	50 49	33	H	Ari zona St.	77 66	77	A	James Madi son	79 63	102	H	North Carol ina	103 65								
9	A	Texas	72 87	37	A	Syracuse	69 76	95	H	Jacksonville	82 50	140	A	Cl emson	69 47								
19	A	Iowa	94 93	38	A	Creighton	92 82					145	A	Pitt sburgh	66 59								
22	A	NC State	56 65	44	H	Mi ami (FL)	105 67					162	H	Samford	87 62								
LAST 12 Di vi si on I GAMES:																							
				30	H	Vi rgi ni a	77 62	53	H	Vi rgi ni a Tech	107 62												
				145	A	Pi ttsburgh	66 59	44	H	Mi ami (FL)	105 67												
				22	A	NC State	56 65	37	A	Syracuse	69 76												
				1	H	Notre Dame	69 100	140	A	Cl emson	69 47												
				4	A	Loui sville	50 49	102	H	North Carol ina	103 65												
				101	A	Wake Forest	81 79	95	H	Jacksonville	82 50												

Non-Div I Games:

Fl ori da St.

■ Loss, ■ Non-Conf, S Site, H Home A Away N Neutral

Average RPI Win:	121	WON-LOST	WINNING	LAST 10	STRENGTH OF	OPP. STRENGTH	TEAM	ADJ.	CONF.	ADJ CONF.
Average RPI Loss:	11	RECORD	PCT. RANK	GAMES	SCHEDULE	OF SCHEDULE	RPI	RPI	RPI	RPI
DIV. I ONLY	23- 1	4	10- 0	63	15	7	7	4	4	
DIV. I NON-CONF.	10- 1	15	0- 0	79	60	12	12	5	5	

TOTALS	RPI 1-25	RPI 26-50	W-L RECORDS	RPI 51-100	RPI 101-999	RPI 201+				
23- 1	2- 1	3- 0	OVERALL	5- 0	13- 0	5- 0				
14- 0	2- 0	2- 0	HOME	2- 0	8- 0	3- 0				
7- 1	0- 1	1- 0	AWAY	2- 0	4- 0	2- 0				
2- 0	0- 0	0- 0	NEUTRAL	1- 0	1- 0	0- 0				
10- 1	1- 1	0- 0	NON-CONFERENCE	1- 0	8- 0	3- 0				
7- 0	1- 0	0- 0	HOME	0- 0	6- 0	2- 0				
1- 1	0- 1	0- 0	AWAY	0- 0	1- 0	1- 0				
2- 0	0- 0	0- 0	NEUTRAL	1- 0	1- 0	0- 0				
13- 0	1- 0	3- 0	CONFERENCE	4- 0	5- 0	2- 0				
7- 0	1- 0	2- 0	HOME	2- 0	2- 0	1- 0				
6- 0	0- 0	1- 0	AWAY	2- 0	3- 0	1- 0				
0- 0	0- 0	0- 0	NEUTRAL	0- 0	0- 0	0- 0				

RPI	S	Opponent	Score	RPI	S	Opponent	Score	RPI	S	Opponent	Score	RPI	S	Opponent	Score
9	H	Texas	81 56	28	A	Okl ahoma	74 52	52	A	West Virginia	83 72	104	H	Kentucky	90 63
11	A	UCLA	68 82	28	H	Okl ahoma	74 65	60	H	TCU	83 63	110	H	Lamar University	121 62
13	H	Stanford	81 57	45	H	Okl ahoma St.	77 64	66	N	Georgi a Tech	80 57	112	N	Missouri St.	100 58
								84	A	Kansas St.	88 58	121	A	Iowa St.	79 50
								84	H	Kansas St.	75 50	121	H	Iowa St.	89 49
												131	H	Central Ark.	86 55
												166	A	Kansas	83 48
												170	H	North Dakota	105 43
												228	A	Texas Tech	90 44
												228	H	Texas Tech	97 49
												251	A	Nicholls St.	85 43
												260	H	McNeese	95 34
												303	H	Coppin St.	100 54

LAST 12 Division I GAMES:															
60	H	TCU	83 63	84	H	Kansas St.	75 50	121	A	Iowa St.	79 50				
28	H	Okl ahoma	74 65	28	A	Okl ahoma	74 52	166	A	Kansas	83 48				
228	A	Texas Tech	90 44	45	H	Okl ahoma St.	77 64	121	H	Iowa St.	89 49				
52	A	West Virginia	83 72	9	H	Texas	81 56	228	H	Texas Tech	97 49				

Non-Div I Games:

Bayl or

Average RPI	Win:	107	WON-LOST	WINNING	LAST 10	STRENGTH OF	OPP. STRENGTH	TEAM	ADJ.	CONF.	ADJ CONF.
Average RPI	Loss:	12	RECORD	PCT. RANK	GAMES	SCHEDULE	OF SCHEDULE	RPI	RPI	RPI	RPI
DIV. I ONLY		20- 4	14	6- 4	15	5	8	8	2	2	
DIV. I NON-CONF.		12- 1	6	0- 1	16	29	4	4	2	2	

TOTALS	RPI 1-25		RPI 26-50		W-L RECORDS	RPI 51-100		RPI 101-999		RPI 201+	
20- 4	4- 3		2- 1		OVERALL	4- 0		10- 0		2- 0	
11- 1	2- 1		0- 0		HOME	2- 0		7- 0		1- 0	
6- 3	2- 2		0- 1		AWAY	1- 0		3- 0		1- 0	
3- 0	0- 0		2- 0		NEUTRAL	1- 0		0- 0		0- 0	
12- 1	2- 1		2- 0		NON-CONFERENCE	2- 0		6- 0		2- 0	
7- 0	1- 0		0- 0		HOME	1- 0		5- 0		1- 0	
2- 1	1- 1		0- 0		AWAY	0- 0		1- 0		1- 0	
3- 0	0- 0		2- 0		NEUTRAL	1- 0		0- 0		0- 0	
8- 3	2- 2		0- 1		CONFERENCE	2- 0		4- 0		0- 0	
4- 1	1- 1		0- 0		HOME	1- 0		2- 0		0- 0	
4- 2	1- 1		0- 1		AWAY	1- 0		2- 0		0- 0	
0- 0	0- 0		0- 0		NEUTRAL	0- 0		0- 0		0- 0	

RPI	S	Opponent	Score	RPI	S	Opponent	Score	RPI	S	Opponent	Score	RPI	S	Opponent	Score
1	A	Notre Dame	70 84	27	A	LSU	59 70	74	N	South Dakota	69 49	104	A	Kentucky	63 49
3	H	Mississippi St.	52 71	32	N	Marquette	101 99	77	H	James Madison	89 60	118	H	Ole Miss	75 66
9	H	Texas	82 75	45	N	Oklahoma St.	79 69	91	H	Auburn	70 59	120	A	Vanderbilt	74 64
13	A	Stanford	83 71					94	A	Arkansas	90 85	120	H	Vanderbilt	86 73
16	A	South Carolina	86 70									126	H	ETSU	87 49
17	A	Texas A&M	76 79									131	H	Central Ark.	77 34
17	H	Texas A&M	82 67									158	H	Wichita St.	68 56
												168	H	Troy	131 69
												305	H	Alabama St.	104 51
												326	A	Long Beach St.	90 61

LAST 12 Division I GAMES:															
94	A	Arkansas	90 85	1	A	Notre Dame	70 84	16	A	South Carolina	86 70				
120	A	Vanderbilt	74 64	17	A	Texas A&M	76 79	120	H	Vanderbilt	86 73				
17	H	Texas A&M	82 67	118	H	Ole Miss	75 66	91	H	Auburn	70 59				
27	A	LSU	59 70	3	H	Mississippi St.	52 71	104	A	Kentucky	63 49				

Non-Div I Games:

Tennessee

Average RPI Win: 125
Average RPI Loss: 19

WON-LOST
RECORD

WINNING
PCT. RANK

LAST 10
GAMES

STRENGTH OF
SCHEDULE

OPP. STRENGTH
OF SCHEDULE

TEAM
RPI

ADJ.
RPI

CONF.
RPI

ADJ CONF.
RPI

DIV. I ONLY	20- 4	14	7- 3	18	20	9	9	4	4
DIV. I NON-CONF.	9- 2	34	0- 1	35	21	19	19	5	5
TOTALS	RPI 1-25	RPI 26-50	W-L RECORDS	RPI 51-100	RPI 101-999	RPI 201+			
20- 4	2- 3	3- 0	OVERALL	5- 1	10- 0	4- 0			
12- 1	1- 1	1- 0	HOME	3- 0	7- 0	3- 0			
6- 3	1- 2	1- 0	AWAY	2- 1	2- 0	1- 0			
2- 0	0- 0	1- 0	NEUTRAL	0- 0	1- 0	0- 0			
9- 2	2- 2	1- 0	NON-CONFERENCE	0- 0	6- 0	3- 0			
6- 1	1- 1	0- 0	HOME	0- 0	5- 0	3- 0			
1- 1	1- 1	0- 0	AWAY	0- 0	0- 0	0- 0			
2- 0	0- 0	1- 0	NEUTRAL	0- 0	1- 0	0- 0			
11- 2	0- 1	2- 0	CONFERENCE	5- 1	4- 0	1- 0			
6- 0	0- 0	1- 0	HOME	3- 0	2- 0	0- 0			
5- 2	0- 1	1- 0	AWAY	2- 1	2- 0	1- 0			
0- 0	0- 0	0- 0	NEUTRAL	0- 0	0- 0	0- 0			

RPI	S	Opponent	Score	RPI	S	Opponent	Score	RPI	S	Opponent	Score	RPI	S	Opponent	Score
2	H	UConn	71 75	27	N	LSU	75 66	52	A	West Virginia	73 55	121	H	Iowa St.	87 55
6	H	Florida St.	87 72	28	A	Oklahoma	88 78	52	H	West Virginia	79 58	157	H	Louisiana Tech	88 54
7	A	Baylor	56 81	45	H	Oklahoma St.	84 79	60	A	TCU	77 79	166	A	Kansas	55 41
8	A	Tennessee	75 82					60	H	TCU	92 65	166	H	Kansas	79 62
23	A	Georgia	81 53					84	A	Kansas St.	75 64	167	N	Washington	92 68
								84	H	Kansas St.	76 54	175	H	Stetson	95 59
												228	A	Texas Tech	90 39
												260	H	McNeese	100 34
												295	H	UTSA	120 70
												311	H	Northwestern St.	68 44
LAST 12 Division I GAMES:															
84	H	Kansas St.	76 54	228	A	Texas Tech	90 39	2	H	UConn	71 75	166	H	Kansas	79 62
52	A	West Virginia	73 55	60	H	TCU	92 65	60	A	TCU	77 79	84	A	Kansas St.	75 64
166	A	Kansas	55 41	121	H	Iowa St.	87 55	45	H	Oklahoma St.	84 79				
7	A	Baylor	56 81												

Non-Div I Games:

Texas

Loss, Non-Conf, S Site, H Home A Away N Neutral

Average RPI Loss: 17

DIV. I ONLY	22- 4	13	8- 2	20	17	10	10	5	5
DIV. I NON-CONF.	11- 2	22	0- 0	17	16	6	6	3	3
TOTALS	RPI 1-25	RPI 26-50	W-L RECORDS	RPI 51-100	RPI 101-999	RPI 201+			
22- 4	3- 3	5- 1	OVERALL	3- 0	11- 0	5- 0			
14- 1	0- 1	4- 0	HOME	2- 0	8- 0	4- 0			
6- 3	2- 2	1- 1	AWAY	1- 0	2- 0	0- 0			
2- 0	1- 0	0- 0	NEUTRAL	0- 0	1- 0	1- 0			
11- 2	2- 2	1- 0	NON-CONFERENCE	1- 0	7- 0	4- 0			
8- 0	0- 0	1- 0	HOME	1- 0	6- 0	3- 0			
1- 2	1- 2	0- 0	AWAY	0- 0	0- 0	0- 0			
2- 0	1- 0	0- 0	NEUTRAL	0- 0	1- 0	1- 0			
11- 2	1- 1	4- 1	CONFERENCE	2- 0	4- 0	1- 0			
6- 1	0- 1	3- 0	HOME	1- 0	2- 0	1- 0			
5- 1	1- 0	1- 1	AWAY	1- 0	2- 0	0- 0			
0- 0	0- 0	0- 0	NEUTRAL	0- 0	0- 0	0- 0			

RPI 1-25				Team's RPI: 10		RPI 26-50				RPI 51-100				RPI 101+			
RPI	S	Opponent	Score	RPI	S	Opponent	Score	RPI	S	Opponent	Score	RPI	S	Opponent	Score		
3	A	Mississippi St.	79 90	28	H	Oklahoma	92 74	85	H	Washington St.	89 56	118	H	Ole Miss	90 46		
4	A	Louisville	61 74	33	H	Arizona St.	74 64	88	H	Drake	110 77	141	A	Colorado	74 55		
11	A	UCLA	70 61	36	H	California	91 54	89	A	Utah	84 68	150	H	Weber St.	114 87		
13	H	Stanford	65 78	48	A	Southern California	70 66					167	A	Washington	76 63		
17	A	Texas A&M	83 68	49	A	Oregon St.	79 85					167	H	Washington	94 83		
17	N	Texas A&M	84 62	49	H	Oregon St.	75 63					182	H	Eastern Wash.	81 40		
LAST 12 Division I GAMES:																	
				167	A	Washington	76 63	49	A	Oregon St.	79 85						
				13	H	Stanford	65 78	33	H	Arizona St.	74 64						
				36	H	California	91 54	279	H	Arizona	62 44						
				89	A	Utah	84 68	11	A	UCLA	70 61						
				141	A	Colorado	74 55	48	A	Southern California	70 66						
				49	H	Oregon St.	75 63	167	H	Washington	94 83						

Non-Div I Games:

Oregon

Average RPI Win:	113	WON-LOST	WINNING	LAST 10	STRENGTH OF	OPP. STRENGTH	TEAM	ADJ.	CONF.	ADJ CONF.
Average RPI Loss:	18	RECORD	PCT. RANK	GAMES	SCHEDULE	OF SCHEDULE	RPI	RPI	RPI	RPI
DIV. I ONLY	20- 4	14	9- 1	17	7	11	11	5	5	
DIV. I NON-CONF.	9- 2	34	0- 0	30	15	16	16	3	3	

TOTALS	RPI 1-25	RPI 26-50	W-L RECORDS	RPI 51-100	RPI 101-999	RPI 201+				
20- 4	2- 3	6- 1	OVERALL	4- 0	8- 0	5- 0				
10- 2	2- 2	3- 0	HOME	0- 0	5- 0	5- 0				
8- 2	0- 1	2- 1	AWAY	3- 0	3- 0	0- 0				
2- 0	0- 0	1- 0	NEUTRAL	1- 0	0- 0	0- 0				
9- 2	1- 1	1- 1	NON-CONFERENCE	2- 0	5- 0	4- 0				
5- 1	1- 1	0- 0	HOME	0- 0	4- 0	4- 0				
2- 1	0- 0	0- 1	AWAY	1- 0	1- 0	0- 0				
2- 0	0- 0	1- 0	NEUTRAL	1- 0	0- 0	0- 0				
11- 2	1- 2	5- 0	CONFERENCE	2- 0	3- 0	1- 0				
5- 1	1- 1	3- 0	HOME	0- 0	1- 0	1- 0				
6- 1	0- 1	2- 0	AWAY	2- 0	2- 0	0- 0				
0- 0	0- 0	0- 0	NEUTRAL	0- 0	0- 0	0- 0				

RPI	S	Opponent	Score	RPI	S	Opponent	Score	RPI	S	Opponent	Score	RPI	S	Opponent	Score
2	H	UConn	60 78	36	A	Cal i forn i a	82 46	69	A	Fordham	67 30	106	A	Seton Hal l	77 68
7	H	Bayl or	82 68	36	H	Cal i forn i a	60 52	84	N	Kansas St.	64 55	141	A	Col orado	93 55
10	H	Oregon	61 70	38	N	Creighton	72 63	85	A	Washi ngton St.	79 71	167	A	Washi ngton	86 69
13	A	Stanford	65 76	45	A	Okl ahoma St.	72 87	89	A	Utah	81 74	204	H	UC Santa Barbara	74 44
13	H	Stanford	64 53	48	A	Southern Cal i forn i a	84 70					232	H	UC Ri versi de	68 48
				48	H	Southern Cal i forn i a	59 46					254	H	San Jose St.	129 69
				49	H	Oregon St.	84 49					270	H	Presbyteri an	76 40
												279	H	Ari zona	69 46
LAST 12 Di v i s i o n I GAMES:															
279	H	Ari zona	69 46	36	H	Cal i forn i a	60 52								
48	A	Southern Cal i forn i a	84 70	141	A	Col orado	93 55								
48	H	Southern Cal i forn i a	59 46	89	A	Utah	81 74								
85	A	Washi ngton St.	79 71	10	H	Oregon	61 70								
167	A	Washi ngton	86 69	49	H	Oregon St.	84 49								
13	H	Stanford	64 53	36	A	Cal i forn i a	82 46								

Non-Di v I Games:

UCLA

Average RPI Win:	152	WON-LOST	WINNING	LAST 10	STRENGTH OF	OPP. STRENGTH	TEAM	ADJ.	CONF.	ADJ CONF.
Average RPI Loss:	123	RECORD	PCT. RANK	GAMES	SCHEDULE	OF SCHEDULE	RPI	RPI	RPI	RPI
DIV. I ONLY	22- 2	6	10- 0	64	112	12	12	11	11	
DIV. I NON-CONF.	10- 1	15	0- 0	39	36	9	9	14	14	

TOTALS	RPI 1-25	RPI 26-50	W-L RECORDS	RPI 51-100	RPI 101-999	RPI 201+				
22- 2	0- 1	4- 0	OVERALL	5- 0	13- 1	7- 1				
11- 0	0- 0	2- 0	HOME	3- 0	6- 0	3- 0				
9- 1	0- 0	1- 0	AWAY	2- 0	6- 1	3- 1				
2- 1	0- 1	1- 0	NEUTRAL	0- 0	1- 0	1- 0				
10- 1	0- 1	4- 0	NON-CONFERENCE	1- 0	5- 0	3- 0				
4- 0	0- 0	2- 0	HOME	1- 0	1- 0	1- 0				
4- 0	0- 0	1- 0	AWAY	0- 0	3- 0	1- 0				
2- 1	0- 1	1- 0	NEUTRAL	0- 0	1- 0	1- 0				
12- 1	0- 0	0- 0	CONFERENCE	4- 0	8- 1	4- 1				
7- 0	0- 0	0- 0	HOME	2- 0	5- 0	2- 0				
5- 1	0- 0	0- 0	AWAY	2- 0	3- 1	2- 1				
0- 0	0- 0	0- 0	NEUTRAL	0- 0	0- 0	0- 0				

RPI 1-25				RPI 26-50				RPI 51-100				RPI 101+			
RPI	S	Opponent	Score	RPI	S	Opponent	Score	RPI	S	Opponent	Score	RPI	S	Opponent	Score
3	N	Mississippi St.	46 67	32	H	Marquette	63 55	68	A	IUPUI	60 34	111	A	Milwaukee	65 36
				33	N	Arizona St.	61 48	68	H	IUPUI	52 45	111	H	Milwaukee	52 29
				39	H	South Dakota St.	55 41	97	A	Wright St.	58 51	127	H	Cleveland St.	69 43
				46	A	Dayton	75 64	97	H	Wright St.	75 68	184	A	Wisconsin	67 34
								98	H	Chattanooga	60 30	185	A	Northwestern	63 57
												190	H	Youngstown St.	65 56
												208	N	Columbia	61 43
												216	A	Oakland	81 48
												243	A	Northern Ky.	54 62
												243	H	Northern Ky.	58 41
												250	H	Bradley	72 40
												296	A	Loyola Chicago	76 39
												316	A	Detroit Mercy	85 27
												324	H	Ill.-Chicago	65 36
LAST 12 Division I GAMES:															
111	A	Milwaukee	65 36	316	A	Detroit Mercy	85 27	68	A	IUPUI	60 34	127	H	Cleveland St.	69 43
97	H	Wright St.	75 68	68	A	IUPUI	52 45	190	H	Youngstown St.	65 56	111	H	Milwaukee	52 29
243	H	Northern Ky.	58 41	243	A	Northern Ky.	54 62								
68	H	IUPUI	52 45												
324	H	Ill.-Chicago	65 36												
216	A	Oakland	81 48												

Non-Div I Games:

Green Bay

Average RPI Win:	118	WON-LOST	WINNING	LAST 10	STRENGTH OF	OPP. STRENGTH	TEAM	ADJ.	CONF.	ADJ CONF.
Average RPI Loss:	22	RECORD	PCT. RANK	GAMES	SCHEDULE	OF SCHEDULE	RPI	RPI	RPI	RPI
DIV. I ONLY	17- 8	72	8- 2	3	19	13	13	5	5	
DIV. I NON-CONF.	6- 6	170	0- 0	4	13	38	38	3	3	

TOTALS	RPI 1-25	RPI 26-50	W-L RECORDS	RPI 51-100	RPI 101-999	RPI 201+				
17- 8	2- 6	4- 1	OVERALL	4- 0	7- 1	4- 0				
10- 2	1- 1	2- 0	HOME	3- 0	4- 1	3- 0				
5- 4	1- 3	2- 1	AWAY	0- 0	2- 0	1- 0				
2- 2	0- 2	0- 0	NEUTRAL	1- 0	1- 0	0- 0				
6- 6	0- 5	0- 0	NON-CONFERENCE	2- 0	4- 1	2- 0				
3- 2	0- 1	0- 0	HOME	1- 0	2- 1	2- 0				
1- 2	0- 2	0- 0	AWAY	0- 0	1- 0	0- 0				
2- 2	0- 2	0- 0	NEUTRAL	1- 0	1- 0	0- 0				
11- 2	2- 1	4- 1	CONFERENCE	2- 0	3- 0	2- 0				
7- 0	1- 0	2- 0	HOME	2- 0	2- 0	1- 0				
4- 2	1- 1	2- 1	AWAY	0- 0	1- 0	1- 0				
0- 0	0- 0	0- 0	NEUTRAL	0- 0	0- 0	0- 0				

RPI 1-25				RPI 26-50				RPI 51-100				RPI 101+			
RPI	S	Opponent	Score	RPI	S	Opponent	Score	RPI	S	Opponent	Score	RPI	S	Opponent	Score
2	N	UConn	53 78	33	A	Arizona St.	66 73	72	N	Belmont	74 53	107	H	Western Ill.	64 71
5	A	Ohio St.	64 85	33	H	Arizona St.	74 50	85	H	Washington St.	70 57	143	N	Kent St.	79 54
5	N	Ohio St.	82 94	48	A	Southern Cal i forn i a	59 55	89	H	Utah	70 49	151	A	San Franci sco	86 66
7	A	Baylor	57 81	48	H	Southern Cal i forn i a	72 65	90	H	UNLV	74 33	167	H	Washi ngton	71 45
8	H	Tennessee	71 83	49	A	Oregon St.	60 57					224	H	CSU Bakersfi el d	57 34
10	A	Oregon	78 65									232	H	UC Ri versi de	53 43
11	A	UCLA	53 64									279	A	Ari zona	61 46
11	H	UCLA	76 65									279	H	Ari zona	79 42

LAST 12 Di v i s i o n I GAMES:															
89	H	Utah	70 49	48	A	Southern Cal i forn i a	59 55	167	H	Washington	71 45				
10	A	Oregon	78 65	85	H	Washington St.	70 57	33	A	Ari zona St.	66 73				
49	A	Oregon St.	60 57	279	H	Ari zona	79 42	279	A	Ari zona	61 46				
279	H	Ari zona	79 42	33	H	Ari zona St.	74 50	48	H	Southern Cal i forn i a	72 65				
33	H	Ari zona St.	74 50	11	A	UCLA	53 64								
11	A	UCLA	53 64												

Non-Di v I Games:

Stanford

Duke										Through Games Of Feb. 10, 2018										
Average RPI Win:		134	WON-LOST RECORD		WINNING PCT. RANK		LAST 10 GAMES		STRENGTH OF SCHEDULE		OPP. STRENGTH OF SCHEDULE		TEAM RPI		ADJ. RPI		CONF. RPI		ADJ CONF. RPI	
Average RPI Loss:		32																		
DIV. I ONLY			19- 6		42		8- 2		24		29		14		14		1		1	
DIV. I NON-CONF.			11- 2		22		0- 0		69		105		18		18		1		1	

TOTALS		RPI 1-25		RPI 26-50		W-L RECORDS		RPI 51-100		RPI 101-999		RPI 201+								
19- 6		2- 4		2- 1		OVERALL		5- 0		10- 1		6- 0								
14- 1		2- 1		2- 0		HOME		4- 0		6- 0		4- 0								
5- 5		0- 3		0- 1		AWAY		1- 0		4- 1		2- 0								
0- 0		0- 0		0- 0		NEUTRAL		0- 0		0- 0		0- 0								
11- 2		1- 2		1- 0		NON-CONFERENCE		3- 0		6- 0		5- 0								
9- 0		1- 0		1- 0		HOME		3- 0		4- 0		3- 0								
2- 2		0- 2		0- 0		AWAY		0- 0		2- 0		2- 0								
0- 0		0- 0		0- 0		NEUTRAL		0- 0		0- 0		0- 0								
8- 4		1- 2		1- 1		CONFERENCE		2- 0		4- 1		1- 0								
5- 1		1- 1		1- 0		HOME		1- 0		2- 0		1- 0								
3- 3		0- 1		0- 1		AWAY		1- 0		2- 1		0- 0								
0- 0		0- 0		0- 0		NEUTRAL		0- 0		0- 0		0- 0								

RPI 1-25		Team's RPI: 14		RPI 26-50		RPI 51-100		RPI 101+												
RPI	S	Opponent	Score	RPI	S	Opponent	Score	RPI	S	Opponent	Score	RPI	S	Opponent	Score					
1	H	Notre Dame	54 72	30	H	Virginia	55 48	53	A	Virginia Tech	86 75	101	A	Wake Forest	80 67					
4	A	Louisville	60 66	44	A	Miami (FL)	48 51	66	H	Georgia Tech	77 59	101	H	Wake Forest	59 51					
5	H	Ohio St.	69 60	49	H	Oregon St.	72 65	70	H	Maine	69 39	102	A	North Carolina	86 92					
16	A	South Carolina	52 72					73	H	Wyoming	63 40	145	A	Pittsburgh	58 46					
22	H	NC State	69 56					87	H	Liberty	68 51	156	H	High Point	77 50					
25	A	Villanova	55 64									207	H	Boston College	75 50					
												221	H	UNCG	85 54					
												263	A	Grand Canyon	74 61					
												270	H	Presbyterian	79 45					
												283	A	Old Dominion	84 51					
												341	H	Winthrop	101 30					

LAST 12 Division I GAMES:																				
101	H	Wake Forest	59 51	53	A	Virginia Tech	86 75													
1	H	Notre Dame	54 72	30	H	Virginia	55 48													
66	H	Georgia Tech	77 59	101	A	Wake Forest	80 67													
145	A	Pittsburgh	58 46	22	H	NC State	69 56													
207	H	Boston College	75 50	4	A	Louisville	60 66													
102	A	North Carolina	86 92	44	A	Miami (FL)	48 51													

Duke

Non-Div I Games:

Duke

Loss, Non-Conf, S Site, H Home A Away N Neutral

Page 14

Average RPI Win:	139	WON-LOST	WINNING	LAST 10	STRENGTH OF	OPP. STRENGTH	TEAM	ADJ.	CONF.	ADJ CONF.
Average RPI Loss:	27	RECORD	PCT. RANK	GAMES	SCHEDULE	OF SCHEDULE	RPI	RPI	RPI	RPI
DIV. I ONLY	21- 3	9	5- 0	69	16	15	15	3	3	
DIV. I NON-CONF.	11- 2	22	1- 0	117	41	35	35	4	4	

TOTALS	RPI 1-25	RPI 26-50	W-L RECORDS	RPI 51-100	RPI 101-999	RPI 201+				
21- 3	3- 2	2- 0	OVERALL	6- 1	10- 0	8- 0				
11- 2	3- 1	0- 0	HOME	3- 1	5- 0	5- 0				
9- 1	0- 1	2- 0	AWAY	3- 0	4- 0	2- 0				
1- 0	0- 0	0- 0	NEUTRAL	0- 0	1- 0	1- 0				
11- 2	0- 2	2- 0	NON-CONFERENCE	2- 0	7- 0	7- 0				
6- 1	0- 1	0- 0	HOME	2- 0	4- 0	4- 0				
4- 1	0- 1	2- 0	AWAY	0- 0	2- 0	2- 0				
1- 0	0- 0	0- 0	NEUTRAL	0- 0	1- 0	1- 0				
10- 1	3- 0	0- 0	CONFERENCE	4- 1	3- 0	1- 0				
5- 1	3- 0	0- 0	HOME	1- 1	1- 0	1- 0				
5- 0	0- 0	0- 0	AWAY	3- 0	2- 0	0- 0				
0- 0	0- 0	0- 0	NEUTRAL	0- 0	0- 0	0- 0				

RPI	S	Opponent	Score	RPI	S	Opponent	Score	RPI	S	Opponent	Score	RPI	S	Opponent	Score
2	A	UConn	72 97	30	A	Virginia	60 59	58	A	Nebraska	64 57	184	A	Wisconsin	71 44
5	H	Ohio St.	99 69	44	A	Miami (FL)	79 71	62	A	Michigan St.	76 68	185	A	Northwestern	68 65
16	H	South Carolina	86 94					62	H	Michigan St.	68 82	211	H	Illinois	100 65
19	H	Iowa	80 64					71	H	Indiana	74 70	223	A	Akron	75 54
20	H	Rutgers	88 60					79	A	Penn St.	69 65	230	H	Howard	111 49
								83	H	Albany (NY)	91 58	234	H	Loyola Maryland	114 45
								92	H	George Washington	80 54	246	H	Niagara	92 65
												262	H	Mt. St. Mary's	97 57
												287	N	Kennesaw St.	89 35
												303	A	Coppin St.	113 49

LAST 12 Division I GAMES:															
44	A	Miami (FL)	79 71	71	H	Indiana	74 70	62	H	Michigan St.	68 82				
62	A	Michigan St.	76 68					184	A	Wisconsin	71 44				
58	A	Nebraska	64 57					19	H	Iowa	80 64				
20	H	Rutgers	88 60					79	A	Penn St.	69 65				
185	A	Northwestern	68 65					211	H	Illinois	100 65				
5	H	Ohio St.	99 69												

Non-Div I Games:

Maryland

Average RPI Win:	138	WON-LOST	WINNING	LAST 10	STRENGTH OF	OPP. STRENGTH	TEAM	ADJ.	CONF.	ADJ CONF.
Average RPI Loss:	6	RECORD	PCT. RANK	GAMES	SCHEDULE	OF SCHEDULE	RPI	RPI	RPI	RPI

DIV. I ONLY	19- 5	34	6- 4	36	2	16	16	2	2
DIV. I NON-CONF.	11- 2	22	0- 1	119	12	40	40	2	2

TOTALS	RPI 1-25	RPI 26-50	W-L RECORDS	RPI 51-100	RPI 101-999	RPI 201+			
19- 5	5- 5	0- 0	OVERALL	4- 0	10- 0	5- 0			
10- 2	3- 2	0- 0	HOME	2- 0	5- 0	5- 0			
7- 2	1- 2	0- 0	AWAY	1- 0	5- 0	0- 0			
2- 1	1- 1	0- 0	NEUTRAL	1- 0	0- 0	0- 0			
11- 2	3- 2	0- 0	NON-CONFERENCE	1- 0	7- 0	5- 0			
6- 1	1- 1	0- 0	HOME	0- 0	5- 0	5- 0			
3- 0	1- 0	0- 0	AWAY	0- 0	2- 0	0- 0			
2- 1	1- 1	0- 0	NEUTRAL	1- 0	0- 0	0- 0			
8- 3	2- 3	0- 0	CONFERENCE	3- 0	3- 0	0- 0			
4- 1	2- 1	0- 0	HOME	2- 0	0- 0	0- 0			
4- 2	0- 2	0- 0	AWAY	1- 0	3- 0	0- 0			
0- 0	0- 0	0- 0	NEUTRAL	0- 0	0- 0	0- 0			

RPI 1-25	Team's RPI: 16	RPI 26-50	RPI 51-100	RPI 101+
RPI S Opponent Score	RPI S Opponent Score	RPI S Opponent Score	RPI S Opponent Score	RPI S Opponent Score
1 N Notre Dame 85 92		61 N St. John's (NY) 76 58	104 A Kentucky 81 64	
2 H UConn 58 83		91 H Auburn 71 63	118 A Ole Miss 88 62	
3 A Mississippi St. 53 67		94 H Arkansas 90 42	120 A Vanderbilt 95 82	
8 H Tennessee 70 86		100 A Alabama 79 66	140 A Clemson 66 36	
14 H Duke 72 52			183 A Temple 87 60	
15 A Maryland 94 86			257 H Col. of Charleston 69 43	
17 H Texas A&M 61 59			304 H Wofford 94 60	
18 A Missouri 74 83			305 H Alabama St. 99 31	
18 H Missouri 64 54			312 H Western Caro. 101 43	
20 N Rutgers 78 68			343 H Savannah St. 99 38	

LAST 12 Division I GAMES:				
100 A Alabama 79 66	120 A Vanderbilt 95 82			
3 A Mississippi St. 53 67	8 H Tennessee 70 86			
2 H UConn 58 83	91 H Auburn 71 63			
18 H Missouri 64 54	18 A Missouri 74 83			
94 H Arkansas 90 42	118 A Ole Miss 88 62			
104 A Kentucky 81 64	17 H Texas A&M 61 59			

Non-Div I Games:

South Carolina

Average RPI Win:	120	WON-LOST	WINNING	LAST 10	STRENGTH OF	OPP. STRENGTH	TEAM	ADJ.	CONF.	ADJ CONF.
Average RPI Loss:	20	RECORD	PCT. RANK	GAMES	SCHEDULE	OF SCHEDULE	RPI	RPI	RPI	RPI
DIV. I ONLY	19- 6	42	8- 2	9	40	17	17	2	2	
DIV. I NON-CONF.	11- 3	46	1- 0	15	83	27	27	2	2	

TOTALS	RPI 1-25	RPI 26-50	W-L RECORDS	RPI 51-100	RPI 101-999	RPI 201+				
19- 6	1- 5	2- 0	OVERALL	6- 1	10- 0	3- 0				
13- 3	1- 2	1- 0	HOME	4- 1	7- 0	1- 0				
5- 2	0- 2	1- 0	AWAY	2- 0	2- 0	1- 0				
1- 1	0- 1	0- 0	NEUTRAL	0- 0	1- 0	1- 0				
11- 3	0- 2	1- 0	NON-CONFERENCE	3- 1	7- 0	3- 0				
8- 2	0- 1	0- 0	HOME	3- 1	5- 0	1- 0				
2- 0	0- 0	1- 0	AWAY	0- 0	1- 0	1- 0				
1- 1	0- 1	0- 0	NEUTRAL	0- 0	1- 0	1- 0				
8- 3	1- 3	1- 0	CONFERENCE	3- 0	3- 0	0- 0				
5- 1	1- 1	1- 0	HOME	1- 0	2- 0	0- 0				
3- 2	0- 2	0- 0	AWAY	2- 0	1- 0	0- 0				
0- 0	0- 0	0- 0	NEUTRAL	0- 0	0- 0	0- 0				

RPI	S	Opponent	Score	RPI	S	Opponent	Score	RPI	S	Opponent	Score	RPI	S	Opponent	Score
8	A	Tennessee	67 82	27	H	LSU	69 59	52	H	West Virginia	56 70	104	H	Kentucky	74 70
8	H	Tennessee	79 76	48	A	Southern California	75 74	60	H	TCU	71 58	115	H	Little Rock	66 49
10	H	Oregon	68 83					63	H	Houston	83 65	118	H	Ole Miss	83 54
10	N	Oregon	62 84					91	A	Auburn	82 73	120	A	Vanderbilt	91 67
16	A	South Carolina	59 61					91	H	Auburn	78 59	131	H	Central Ark.	72 61
23	H	Georgia	84 92					96	H	Rice	82 76	160	H	Louisiana	83 62
								100	A	Alabama	73 54	191	H	SMU	79 57
												228	A	Texas Tech	90 56
												253	N	Hawaii	103 59
												271	H	Prairie View	98 70
LAST 12 Division I GAMES:															
118	H	Ole Miss	83 54	23	H	Georgia	84 92								
91	H	Auburn	78 59	8	H	Tennessee	79 76								
8	A	Tennessee	67 82	91	A	Auburn	82 73								
120	A	Vanderbilt	91 67	104	H	Kentucky	74 70								
27	H	LSU	69 59	16	A	South Carolina	59 61								
100	A	Alabama	73 54	191	H	SMU	79 57								

Non-Div I Games:

Texas A&M

M
i
s
s
o
u
r
i

Missouri				Through Games Of Feb. 10, 2018							
Average RPI	Win:	125	WON-LOST	WINNING	LAST 10	STRENGTH OF	OPP. STRENGTH	TEAM	ADJ.	CONF.	ADJ CONF.
Average RPI	Loss:	24	RECORD	PCT. RANK	GAMES	SCHEDULE	OF SCHEDULE	RPI	RPI	RPI	RPI
DIV. I ONLY	19- 5	34	6- 4	30	27	18	18	2	2		
DIV. I NON-CONF.	12- 1	6	1- 0	80	49	14	14	2	2		

TOTALS	RPI 1-25		RPI 26-50		W-L RECORDS	RPI 51-100		RPI 101-999		RPI 201+	
19- 5	1- 3		1- 1		OVERALL	6- 1		11- 0		4- 0	
10- 2	1- 1		0- 1		HOME	3- 0		6- 0		2- 0	
5- 2	0- 2		1- 0		AWAY	1- 0		3- 0		0- 0	
4- 1	0- 0		0- 0		NEUTRAL	2- 1		2- 0		2- 0	
12- 1	0- 0		1- 0		NON-CONFERENCE	4- 1		7- 0		4- 0	
6- 0	0- 0		0- 0		HOME	2- 0		4- 0		2- 0	
2- 0	0- 0		1- 0		AWAY	0- 0		1- 0		0- 0	
4- 1	0- 0		0- 0		NEUTRAL	2- 1		2- 0		2- 0	
7- 4	1- 3		0- 1		CONFERENCE	2- 0		4- 0		0- 0	
4- 2	1- 1		0- 1		HOME	1- 0		2- 0		0- 0	
3- 2	0- 2		0- 0		AWAY	1- 0		2- 0		0- 0	
0- 0	0- 0		0- 0		NEUTRAL	0- 0		0- 0		0- 0	

RPI 1-25 Team's RPI: 18				RPI 26-50				RPI 51-100			
RPI	S	Opponent	Score	RPI	S	Opponent	Score	RPI	S	Opponent	Score
3	H	Mississippi St.	53 57	27	H	LSU	65 69	51	N	Western Ky.	76 79
16	A	South Carolina	54 64	36	A	Cal i forni a	55 52	64	N	Qui nni pi ac	66 51
16	H	South Carolina	83 74					71	N	I ndi ana	75 55
23	A	Georgi a	50 62					84	H	Kansas St.	73 59
								94	H	Arkansas	88 54
								97	H	Wright St.	82 80
								100	A	Al abama	62 56

RPI 101+											
103	H	Saint Loui s	70 58								
104	H	Kentucky	83 78								
112	A	Mi ssouri St.	69 59								
118	A	Ole Miss	67 48								
120	A	Vanderbil t	81 70								
142	H	SIUE	78 48								
165	H	Fl ori da	66 64								
211	H	I lli noi s	72 55								
212	N	Xavi er	74 48								
226	H	New Orle ans	81 45								
303	N	Coppin St.	73 50								

LAST 12 Division I GAMES:											
104	H	Kentucky	83 78	118	A	Ole Miss	67 48				
165	H	Fl ori da	66 64	120	A	Vanderbil t	81 70				
3	H	Mississippi St.	53 57	16	H	South Carolina	83 74				
16	A	South Carolina	54 64	27	H	LSU	65 69				
23	A	Georgi a	50 62	100	A	Al abama	62 56				
94	H	Arkansas	88 54	211	H	I lli noi s	72 55				

M
i
s
s
o
u
r
i

Non-Div I Games:

Missouri

Average RPI Win:	123	WON-LOST	WINNING	LAST 10	STRENGTH OF	OPP. STRENGTH	TEAM	ADJ.	CONF.	ADJ CONF.
Average RPI Loss:	37	RECORD	PCT. RANK	GAMES	SCHEDULE	OF SCHEDULE	RPI	RPI	RPI	RPI
DIV. I ONLY	19- 6	42	5- 5	14	61	19	19	3	3	
DIV. I NON-CONF.	12- 1	6	0- 0	57	102	15	15	4	4	

TOTALS	RPI 1-25	RPI 26-50	W-L RECORDS	RPI 51-100	RPI 101-999	RPI 201+				
19- 6	1- 2	2- 2	OVERALL	6- 2	10- 0	3- 0				
11- 3	1- 1	2- 1	HOME	4- 1	4- 0	1- 0				
5- 3	0- 1	0- 1	AWAY	1- 1	4- 0	1- 0				
3- 0	0- 0	0- 0	NEUTRAL	1- 0	2- 0	1- 0				
12- 1	0- 1	0- 0	NON-CONFERENCE	4- 0	8- 0	2- 0				
7- 1	0- 1	0- 0	HOME	3- 0	4- 0	1- 0				
2- 0	0- 0	0- 0	AWAY	0- 0	2- 0	0- 0				
3- 0	0- 0	0- 0	NEUTRAL	1- 0	2- 0	1- 0				
7- 5	1- 1	2- 2	CONFERENCE	2- 2	2- 0	1- 0				
4- 2	1- 0	2- 1	HOME	1- 1	0- 0	0- 0				
3- 3	0- 1	0- 1	AWAY	1- 1	2- 0	1- 0				
0- 0	0- 0	0- 0	NEUTRAL	0- 0	0- 0	0- 0				

RPI	S	Opponent	Score	RPI	S	Opponent	Score	RPI	S	Opponent	Score	RPI	S	Opponent	Score
5	H	Ohio St.	103 89	35	H	Michigan	82 72	51	H	Western Ky.	104 97	109	H	Western Mich.	79 56
6	H	Florida St.	93 94	40	H	Purdue	70 76	57	N	Elon	74 61	121	A	Iowa St.	61 55
15	A	Maryland	64 80	47	A	Minnesota	72 77	58	A	Nebraska	65 74	128	H	Northern Ill.	105 80
				47	H	Minnesota	92 84	58	H	Nebraska	74 92	145	A	UNI	71 47
								62	A	Michigan St.	71 68	162	H	Samford	80 59
								64	H	Quinnipiac	83 67	184	A	Wisconsin	56 46
								79	H	Penn St.	80 76	186	N	Charlotte	77 64
								88	H	Drake	79 66	211	A	Illinois	84 71
												265	N	Morgan St.	90 46
												336	H	Ark.-Pine Bluff	85 45
LAST 12 Division I GAMES:															
				79	H	Penn St.	80 76	58	A	Nebraska	65 74				
				47	H	Minnesota	92 84	40	H	Purdue	70 76				
				62	A	Michigan St.	71 68	211	A	Illinois	84 71				
				58	H	Nebraska	74 92	15	A	Maryland	64 80				
				5	H	Ohio St.	103 89	35	H	Michigan	82 72				
				47	A	Minnesota	72 77	184	A	Wisconsin	56 46				

Non-Div I Games:

Iowa

Average RPI Win: 103

Average RPI Loss: 46

WON-LOST
RECORDWINNING
PCT. RANKLAST 10
GAMESSTRENGTH OF
SCHEDULEOPP. STRENGTH
OF SCHEDULETEAM
RPIADJ.
RPICONF.
RPIADJ CONF.
RPIDIV. I ONLY
DIV. I NON-CONF.18- 8
12- 266
214- 6
0- 08
2425
3120
1120
113
43
4

TOTALS

RPI 1-25

RPI 26-50

W-L RECORDS

RPI 51-100

RPI 101-999

RPI 201+

18- 8

1- 3

5- 1

OVERALL

4- 4

8- 0

2- 0

13- 1

1- 0

5- 0

HOME

2- 1

5- 0

2- 0

4- 5

0- 2

0- 1

AWAY

2- 2

2- 0

0- 0

1- 2

0- 1

0- 0

NEUTRAL

0- 1

1- 0

0- 0

12- 2

1- 1

2- 0

NON-CONFERENCE

2- 1

7- 0

1- 0

8- 0

1- 0

2- 0

HOME

1- 0

4- 0

1- 0

3- 0

0- 0

0- 0

AWAY

1- 0

2- 0

0- 0

1- 2

0- 1

0- 0

NEUTRAL

0- 1

1- 0

0- 0

6- 6

0- 2

3- 1

CONFERENCE

2- 3

1- 0

1- 0

5- 1

0- 0

3- 0

HOME

1- 1

1- 0

1- 0

1- 5

0- 2

0- 1

AWAY

1- 2

0- 0

0- 0

0- 0

0- 0

0- 0

NEUTRAL

0- 0

0- 0

0- 0

RPI 1-25

Team's RPI: 20

RPI 26-50

RPI 51-100

RPI 101+

RPI	S	Opponent	Score
5	A	Ohio St.	68 90
15	A	Maryland	60 88
16	N	South Carolina	68 78
22	H	NC State	57 53

RPI	S	Opponent	Score
30	H	Virginia	52 43
34	H	Princeton	70 50
35	H	Michigan	63 56
40	A	Purdue	33 47
40	H	Purdue	58 50
47	H	Minnesota	80 70

RPI	S	Opponent	Score
58	H	Nebraska	42 52
62	A	Michigan St.	61 58
63	H	Houston	75 57
71	A	Indiana	58 64
77	A	James Madison	76 63
79	A	Penn St.	67 70
79	H	Penn St.	70 65
85	N	Washington St.	60 63

RPI	S	Opponent	Score
101	H	Wake Forest	65 51
106	H	Seton Hall	70 45
109	N	Western Mich.	75 64
183	A	Temple	84 67
186	A	Charlotte	77 54
197	H	Siena	59 47
211	H	Illinois	76 37
277	H	Fairleigh Dickinson	101 35

LAST 12 Division I GAMES:

5	A	Ohio St.	68 90	47	H	Minnesota	80 70
35	H	Michigan	63 56	40	A	Purdue	33 47
15	A	Maryland	60 88	79	H	Penn St.	70 65
71	A	Indiana	58 64	211	H	Illinois	76 37
58	H	Nebraska	42 52	62	A	Michigan St.	61 58
79	A	Penn St.	67 70	40	H	Purdue	58 50

Non-Div I Games:

Rutgers

Loss,
Non-Conf,
S Site,
H Home
A Away
N Neutral

Average RPI Win:	137	WON-LOST	WINNING	LAST 10	STRENGTH OF	OPP. STRENGTH	TEAM	ADJ.	CONF.	ADJ CONF.
Average RPI Loss:	108	RECORD	PCT. RANK	GAMES	SCHEDULE	OF SCHEDULE	RPI	RPI	RPI	RPI
DIV. I ONLY	19- 4	21	8- 2	87	72	21	21	7	7	
DIV. I NON-CONF.	9- 2	34	0- 0	208	51	43	43	8	8	
TOTALS	RPI 1-25	RPI 26-50	W-L RECORDS	RPI 51-100	RPI 101-999	RPI 201+				
19- 4	0- 0	1- 2	OVERALL	8- 0	10- 2	5- 1				
8- 0	0- 0	0- 0	HOME	2- 0	6- 0	2- 0				
8- 4	0- 0	1- 2	AWAY	4- 0	3- 2	3- 1				
3- 0	0- 0	0- 0	NEUTRAL	2- 0	1- 0	0- 0				
9- 2	0- 0	0- 1	NON-CONFERENCE	3- 0	6- 1	4- 1				
3- 0	0- 0	0- 0	HOME	0- 0	3- 0	2- 0				
3- 2	0- 0	0- 1	AWAY	1- 0	2- 1	2- 1				
3- 0	0- 0	0- 0	NEUTRAL	2- 0	1- 0	0- 0				
10- 2	0- 0	1- 1	CONFERENCE	5- 0	4- 1	1- 0				
5- 0	0- 0	0- 0	HOME	2- 0	3- 0	0- 0				
5- 2	0- 0	1- 1	AWAY	3- 0	1- 1	1- 0				
0- 0	0- 0	0- 0	NEUTRAL	0- 0	0- 0	0- 0				

RPI 1-25				Team's RPI: 21			
RPI	S	Opponent	Score				
26	A	Central Mi ch.	79 86				
33	A	Arizona St.	57 76				
43	A	Ball St.	84 80				

RPI 26-50			
RPI	S	Opponent	Score
26	A	Central Mi ch.	79 86
33	A	Arizona St.	57 76
43	A	Ball St.	84 80

RPI 51-100			
RPI	S	Opponent	Score
58	N	Nebraska	82 72
61	A	St. John' s (NY)	73 72
65	A	Toledo	84 73
65	H	Toledo	87 69
76	A	Ohio	67 63
90	N	UNLV	80 53
93	A	Miami (OH)	64 49
93	H	Miami (OH)	72 67

RPI 101+			
RPI	S	Opponent	Score
109	H	Western Mi ch.	71 49
117	H	Delaware	87 73
128	A	Northern Ill.	84 86
140	N	Clemson	61 41
143	H	Kent St.	80 42
200	H	Eastern Mi ch.	97 92
208	A	Columbia	65 63
223	A	Akron	89 66
242	A	St. Bonaventure	76 59
246	A	Niagara	62 75
285	H	Canisius	73 47
300	H	UMES	76 41

LAST 12 Division I GAMES:			
93	A	Miami (OH)	64 49
143	H	Kent St.	80 42
65	A	Toledo	84 73
26	A	Central Mi ch.	79 86
200	H	Eastern Mi ch.	97 92
65	H	Toledo	87 69
76	A	Ohio	67 63
43	A	Ball St.	84 80
93	H	Miami (OH)	72 67
128	A	Northern Ill.	84 86
109	H	Western Mi ch.	71 49
223	A	Akron	89 66

Non-Div I Games:

Buffalo

N
C
S
t
a
t
e

NC State					Through Games Of Feb. 10, 2018										
Average RPI	Win:	118	WON-LOST	WINNING	LAST 10	STRENGTH OF	OPP. STRENGTH	TEAM	ADJ.	CONF.	ADJ CONF.				
Average RPI	Loss:	25	RECORD	PCT. RANK	GAMES	SCHEDULE	OF SCHEDULE	RPI	RPI	RPI	RPI				
DIV. I ONLY	19- 6	42	7- 3	28	12	22	22	1	1						
DIV. I NON-CONF.	11- 2	22	0- 0	85	35	25	25	1	1						

TOTALS	RPI 1-25		RPI 26-50		W-L RECORDS	RPI 51-100		RPI 101-999		RPI 201+					
19- 6	1- 3		1- 3		OVERALL	5- 0		12- 0		3- 0					
12- 2	1- 1		1- 1		HOME	3- 0		7- 0		2- 0					
6- 3	0- 2		0- 1		AWAY	1- 0		5- 0		1- 0					
1- 1	0- 0		0- 1		NEUTRAL	1- 0		0- 0		0- 0					
11- 2	0- 1		0- 1		NON-CONFERENCE	3- 0		8- 0		2- 0					
8- 0	0- 0		0- 0		HOME	2- 0		6- 0		1- 0					
2- 1	0- 1		0- 0		AWAY	0- 0		2- 0		1- 0					
1- 1	0- 0		0- 1		NEUTRAL	1- 0		0- 0		0- 0					
8- 4	1- 2		1- 2		CONFERENCE	2- 0		4- 0		1- 0					
4- 2	1- 1		1- 1		HOME	1- 0		1- 0		1- 0					
4- 2	0- 1		0- 1		AWAY	1- 0		3- 0		0- 0					
0- 0	0- 0		0- 0		NEUTRAL	0- 0		0- 0		0- 0					

RPI 1-25 Team's RPI: 22				RPI 26-50				RPI 51-100				RPI 101+			
RPI	S	Opponent	Score	RPI	S	Opponent	Score	RPI	S	Opponent	Score	RPI	S	Opponent	Score
4	H	Louisville	47 55	30	H	Virginia	63 73	53	A	Virginia Tech	68 51	101	A	Wake Forest	82 68
6	H	Florida St.	65 56	37	H	Syracuse	60 56	57	H	Elon	70 57	102	A	North Carolina	66 53
14	A	Duke	56 69	39	N	South Dakota St.	67 75	66	H	Georgia Tech	56 43	105	H	Tulane	79 55
20	A	Rutgers	53 57	44	A	Miami (FL)	48 52	95	H	Jacksonville	64 44	120	A	Vanderbilt	83 72
								100	N	Alabama	68 49	122	H	Georgetown	63 49
												124	H	South Ala.	71 50
												126	H	ETSU	70 58
												140	A	Clemson	62 41
												159	H	Davidson	73 49
												207	H	Boston College	72 54
												247	H	UNC Asheville	87 55
												283	A	Old Dominion	73 56

LAST 12 Division I GAMES:															
44	A	Miami (FL)	48 52	37	H	Syracuse	60 56								
207	H	Boston College	72 54	66	H	Georgia Tech	56 43								
6	H	Florida St.	65 56	14	A	Duke	56 69								
140	A	Clemson	62 41	30	H	Virginia	63 73								
101	A	Wake Forest	82 68	4	H	Louisville	47 55								
102	A	North Carolina	66 53	53	A	Virginia Tech	68 51								

N
C
S
t
a
t
e

Non-Div I Games:

NC State

Average RPI Win: 143

Average RPI Loss: 13

WON-LOST
RECORDWINNING
PCT. RANKLAST 10
GAMESSTRENGTH OF
SCHEDULEOPP. STRENGTH
OF SCHEDULETEAM
RPIADJ.
RPICONF.
RPIADJ CONF.
RPIDIV. I ONLY
DIV. I NON-CONF.21- 3
12- 19
69- 1
1- 078
11434
12723
2823
282
22
2

TOTALS

RPI 1-25

RPI 26-50

W-L RECORDS

RPI 51-100

RPI 101-999

RPI 201+

21- 3

2- 2

1- 1

OVERALL

5- 0

13- 0

6- 0

13- 2

1- 2

0- 0

HOME

4- 0

8- 0

5- 0

8- 1

1- 0

1- 1

AWAY

1- 0

5- 0

1- 0

0- 0

0- 0

0- 0

NEUTRAL

0- 0

0- 0

0- 0

12- 1

0- 1

1- 0

NON-CONFERENCE

3- 0

8- 0

6- 0

8- 1

0- 1

0- 0

HOME

2- 0

6- 0

5- 0

4- 0

0- 0

1- 0

AWAY

1- 0

2- 0

1- 0

0- 0

0- 0

0- 0

NEUTRAL

0- 0

0- 0

0- 0

9- 2

2- 1

0- 1

CONFERENCE

2- 0

5- 0

0- 0

5- 1

1- 1

0- 0

HOME

2- 0

2- 0

0- 0

4- 1

1- 0

0- 1

AWAY

0- 0

3- 0

0- 0

0- 0

0- 0

0- 0

NEUTRAL

0- 0

0- 0

0- 0

RPI 1-25

Team's RPI: 23

RPI 26-50

RPI 51-100

RPI 101+

RPI	S	Opponent	Score
3	H	Mississippi St.	62 86
9	H	Texas	53 81
17	A	Texas A&M	92 84
18	H	Missouri	62 50

RPI	S	Opponent	Score
27	A	LSU	60 71
30	A	Virginia	64 61

RPI	S	Opponent	Score
54	A	Mercer	72 54
66	H	Georgia Tech	60 53
91	H	Auburn	60 48
94	H	Arkansas	78 65
97	H	Wright St.	87 71

RPI	S	Opponent	Score
104	A	Kentucky	56 42
118	H	Ole Miss	69 45
120	A	Vanderbilt	81 52
120	H	Vanderbilt	67 55
125	A	BYU	79 63
165	A	Florida	66 57
188	H	Furman	79 44
217	A	N.C. A&T	73 63
230	H	Howard	87 47
238	H	North Florida	75 37
298	H	Tennessee Tech	56 48
304	H	Wofford	95 56
312	H	Western Caro.	76 50

LAST 12 Division I GAMES:

120	H	Vanderbilt	67 55	17	A	Texas A&M	92 84
118	H	Ole Miss	69 45	94	H	Arkansas	78 65
27	A	LSU	60 71	104	A	Kentucky	56 42
165	A	Florida	66 57	120	A	Vanderbilt	81 52
18	H	Missouri	62 50	3	H	Mississippi St.	62 86
91	H	Auburn	60 48	238	H	North Florida	75 37

Non-Div I Games:

Georgia

DePaul

Average RPI Win: 129

Average RPI Loss: 22

WON-LOST RECORD

WINNING PCT. RANK

LAST 10 GAMES

STRENGTH OF SCHEDULE

OPP. STRENGTH OF SCHEDULE

TEAM RPI

ADJ. RPI

CONF. RPI

ADJ CONF. RPI

DIV. I ONLY

DIV. I NON-CONF.

19- 6

8- 4

42

87

9- 1

0- 0

33

29

9

6

24

44

24

44

6

6

6

6

TOTALS

RPI 1-25

RPI 26-50

W-L RECORDS

RPI 51-100

RPI 101-999

RPI 201+

19- 6

0- 3

5- 3

OVERALL

4- 0

10- 0

3- 0

12- 2

0- 1

3- 1

HOME

3- 0

6- 0

3- 0

5- 3

0- 2

1- 1

AWAY

1- 0

3- 0

0- 0

2- 1

0- 0

1- 1

NEUTRAL

0- 0

1- 0

0- 0

8- 4

0- 2

2- 2

NON-CONFERENCE

1- 0

5- 0

2- 0

5- 2

0- 1

1- 1

HOME

1- 0

3- 0

2- 0

1- 1

0- 1

0- 0

AWAY

0- 0

1- 0

0- 0

2- 1

0- 0

1- 1

NEUTRAL

0- 0

1- 0

0- 0

11- 2

0- 1

3- 1

CONFERENCE

3- 0

5- 0

1- 0

7- 0

0- 0

2- 0

HOME

2- 0

3- 0

1- 0

4- 2

0- 1

1- 1

AWAY

1- 0

2- 0

0- 0

0- 0

0- 0

0- 0

NEUTRAL

0- 0

0- 0

0- 0

RPI 1-25

Team's RPI: 24

RPI 26-50

RPI 51-100

RPI 101+

RPI

S

Opponent

Score

1

A

Notre Dame

82 91

2

H

UConn

69 103

25

A

Villanova

58 84

RPI

S

Opponent

Score

28

H

Oklahoma

111 108

31

H

Northern Colo.

88 94

32

A

Marquette

81 93

32

H

Marquette

95 83

38

A

Creighton

82 54

38

H

Creighton

77 67

41

N

FGCU

84 89

50

N

Gonzaga

88 71

RPI

S

Opponent

Score

61

H

St. John's (NY)

76 67

68

H

IUPUI

85 71

99

A

Butler

86 68

99

H

Butler

87 65

RPI

S

Opponent

Score

103

H

Saint Louis

86 78

106

H

Seton Hall

89 66

122

A

Georgetown

78 62

185

A

Northwestern

92 63

191

N

Memphis

81 67

193

A

Providence

71 48

193

H

Providence

81 47

212

H

Xavier

79 48

296

H

Loyola Chicago

88 47

330

H

Delaware St.

110 71

LAST 12 Division I GAMES:

99

A

Butler

86 68

193

H

Providence

81 47

38

H

Creighton

77 67

32

H

Marquette

95 83

122

A

Georgetown

78 62

25

A

Villanova

58 84

99

H

Butler

87 65

212

H

Xavier

79 48

38

A

Creighton

82 54

193

A

Providence

71 48

32

A

Marquette

81 93

61

H

St. John's (NY)

76 67

DePaul

Non-Div I Games:

DePaul

Loss, Non-Conf, S Site, H Home A Away N Neutral

Page 24

Average RPI Win:	132	WON-LOST	WINNING	LAST 10	STRENGTH OF	OPP. STRENGTH	TEAM	ADJ.	CONF.	ADJ CONF.
Average RPI Loss:	62	RECORD	PCT. RANK	GAMES	SCHEDULE	OF SCHEDULE	RPI	RPI	RPI	RPI
DIV. I ONLY	19- 5	34	7- 3	54	60	25	25	6	6	
DIV. I NON-CONF.	10- 1	15	0- 1	19	115	8	8	6	6	

TOTALS	RPI 1-25	RPI 26-50	W-L RECORDS	RPI 51-100	RPI 101-999	RPI 201+				
19- 5	2- 0	1- 2	OVERALL	4- 3	12- 0	4- 0				
6- 3	2- 0	0- 1	HOME	1- 2	3- 0	1- 0				
10- 2	0- 0	1- 1	AWAY	1- 1	8- 0	3- 0				
3- 0	0- 0	0- 0	NEUTRAL	2- 0	1- 0	0- 0				
10- 1	1- 0	1- 0	NON-CONFERENCE	2- 1	6- 0	2- 0				
2- 1	1- 0	0- 0	HOME	0- 1	1- 0	0- 0				
5- 0	0- 0	1- 0	AWAY	0- 0	4- 0	2- 0				
3- 0	0- 0	0- 0	NEUTRAL	2- 0	1- 0	0- 0				
9- 4	1- 0	0- 2	CONFERENCE	2- 2	6- 0	2- 0				
4- 2	1- 0	0- 1	HOME	1- 1	2- 0	1- 0				
5- 2	0- 0	0- 1	AWAY	1- 1	4- 0	1- 0				
0- 0	0- 0	0- 0	NEUTRAL	0- 0	0- 0	0- 0				

RPI	S	Opponent	Score	RPI	S	Opponent	Score	RPI	S	Opponent	Score	RPI	S	Opponent	Score
14	H	Duke	64 55	32	H	Marquette	57 67	59	N	American	65 60	106	A	Seton Hall	67 59
24	H	DePaul	84 58	34	A	Princeton	62 59	61	A	St. John's (NY)	64 70	122	A	Georgetown	60 58
				38	A	Creighton	54 69	61	H	St. John's (NY)	69 52	122	H	Georgetown	68 67
								77	N	James Madison	60 57	161	A	Hartford	71 53
								78	H	Penn	77 79	163	N	Lehigh	62 42
								99	A	Butler	69 67	164	H	Saint Joseph's	79 44
								99	H	Butler	53 76	183	A	Temple	69 65
												193	A	Providence	63 55
												212	A	Xavier	89 50
												212	H	Xavier	75 57
												237	A	La Salle	76 49
												258	A	Fairfield	73 44
LAST 12 Division I GAMES:															
61	H	St. John's (NY)	69 52	78	H	Penn	77 79	61	A	St. John's (NY)	64 70				
122	H	Georgetown	68 67					106	A	Seton Hall	67 59				
99	A	Butler	69 67					122	A	Georgetown	60 58				
212	A	Xavier	89 50					212	H	Xavier	75 57				
32	H	Marquette	57 67					99	H	Butler	53 76				
24	H	DePaul	84 58												

Non-Div I Games:

Villanova

Average RPI Win:	145	WON-LOST	WINNING	LAST 10	STRENGTH OF	OPP. STRENGTH	TEAM	ADJ.	CONF.	ADJ CONF.
Average RPI Loss:	57	RECORD	PCT. RANK	GAMES	SCHEDULE	OF SCHEDULE	RPI	RPI	RPI	RPI
DIV. I ONLY	19- 3	11	10- 0	91	73	26	26	7	7	
DIV. I NON-CONF.	7- 3	74	0- 0	174	61	87	87	8	8	

TOTALS	RPI 1-25	RPI 26-50	W-L RECORDS	RPI 51-100	RPI 101-999	RPI 201+				
19- 3	1- 0	1- 1	OVERALL	4- 2	13- 0	6- 0				
8- 2	1- 0	0- 1	HOME	2- 1	5- 0	2- 0				
9- 1	0- 0	1- 0	AWAY	2- 1	6- 0	3- 0				
2- 0	0- 0	0- 0	NEUTRAL	0- 0	2- 0	1- 0				
7- 3	0- 0	0- 1	NON-CONFERENCE	0- 2	7- 0	4- 0				
2- 2	0- 0	0- 1	HOME	0- 1	2- 0	1- 0				
3- 1	0- 0	0- 0	AWAY	0- 1	3- 0	2- 0				
2- 0	0- 0	0- 0	NEUTRAL	0- 0	2- 0	1- 0				
12- 0	1- 0	1- 0	CONFERENCE	4- 0	6- 0	2- 0				
6- 0	1- 0	0- 0	HOME	2- 0	3- 0	1- 0				
6- 0	0- 0	1- 0	AWAY	2- 0	3- 0	1- 0				
0- 0	0- 0	0- 0	NEUTRAL	0- 0	0- 0	0- 0				

RPI 1-25				RPI 26-50				Team's RPI: 26				RPI 51-100				RPI 101+			
RPI	S	Opponent	Score	RPI	S	Opponent	Score	RPI	S	Opponent	Score	RPI	S	Opponent	Score	RPI	S	Opponent	Score
21	H	Buffalo	86 79	40	H	Purdue	69 79	64	H	Quinnipiac	70 84	109	H	Western Mich.	74 70				
				43	A	Ball St.	69 65	65	H	Toledo	85 47	120	H	Vanderbilt	92 75				
								67	A	Duquesne	61 64	121	N	Iowa St.	81 60				
								76	A	Ohio	74 72	128	A	Northern Ill.	81 78				
								76	H	Ohio	82 58	142	A	SIUE	94 56				
								93	A	Miami (OH)	84 66	143	H	Kent St.	88 84				
												200	A	Eastern Mich.	95 72				
												203	H	Bowling Green	90 54				
												216	A	Oakland	103 85				
												223	A	Akron	95 86				
												252	N	San Diego St.	85 76				
												257	H	Col. of Charleston	79 58				
												264	A	Indiana St.	77 67				
LAST 12 Division I GAMES:																			
65	H	Toledo	85 47	128	A	Northern Ill.	81 78												
76	A	Ohio	74 72	143	H	Kent St.	88 84												
200	A	Eastern Mich.	95 72	203	H	Bowling Green	90 54												
21	H	Buffalo	86 79	93	A	Miami (OH)	84 66												
109	H	Western Mich.	74 70	76	H	Ohio	82 58												
223	A	Akron	95 86	43	A	Ball St.	69 65												

Non-Div I Games: Aquinas 96 47

Central Mich.

Average RPI	Win:	141	WON-LOST	WINNING	LAST 10	STRENGTH OF	OPP. STRENGTH	TEAM	ADJ.	CONF.	ADJ CONF.
Average RPI	Loss:	40	RECORD	PCT. RANK	GAMES	SCHEDULE	OF SCHEDULE	RPI	RPI	RPI	RPI
DIV. I ONLY		15- 7	68	6- 4	38	21	27	27	2	2	
DIV. I NON-CONF.		8- 3	65	1- 0	134	69	50	50	2	2	

TOTALS	RPI 1-25		RPI 26-50		W-L RECORDS		RPI 51-100		RPI 101-999		RPI 201+
15- 7	3- 3		0- 2		OVERALL		1- 2		11- 0		4- 0
8- 1	2- 1		0- 0		HOME		1- 0		5- 0		3- 0
6- 5	1- 1		0- 2		AWAY		0- 2		5- 0		1- 0
1- 1	0- 1		0- 0		NEUTRAL		0- 0		1- 0		0- 0
8- 3	0- 1		0- 2		NON-CONFERENCE		0- 0		8- 0		4- 0
4- 0	0- 0		0- 0		HOME		0- 0		4- 0		3- 0
3- 2	0- 0		0- 2		AWAY		0- 0		3- 0		1- 0
1- 1	0- 1		0- 0		NEUTRAL		0- 0		1- 0		0- 0
7- 4	3- 2		0- 0		CONFERENCE		1- 2		3- 0		0- 0
4- 1	2- 1		0- 0		HOME		1- 0		1- 0		0- 0
3- 3	1- 1		0- 0		AWAY		0- 2		2- 0		0- 0
0- 0	0- 0		0- 0		NEUTRAL		0- 0		0- 0		0- 0

RPI	S	Opponent	Score	RPI	S	Opponent	Score	RPI	S	Opponent	Score	RPI	S	Opponent	Score
3	H	Mississippi St.	70 83	29	A	South Fla.	55 61	91	A	Auburn	62 70	103	N	Saint Louis	71 59
8	H	Tennessee	70 59	31	A	Northern Colo.	50 58	91	H	Auburn	59 56	104	A	Kentucky	72 70
9	N	Texas	66 75					100	A	Alabama	51 65	105	A	Tulane	73 50
17	A	Texas A&M	59 69									115	A	Little Rock	56 37
18	A	Missouri	69 65									120	H	Vanderbilt	85 65
23	H	Georgia	71 60									160	H	Louisiana	60 45
												165	A	Florida	66 59
												228	A	Texas Tech	48 40
												251	H	Nicholls St.	65 50
												294	H	Southeastern La.	84 56
												331	H	Sam Houston St.	71 58

Team's RPI: 27															
LAST 12 Division I GAMES:															
91	A	Auburn	62 70	165	A	Florida	66 59	100	A	Alabama	51 65	3	H	Mississippi St.	70 83
104	A	Kentucky	72 70	100	A	Alabama	51 65	18	A	Missouri	69 65	120	H	Vanderbilt	85 65
23	H	Georgia	71 60	3	H	Mississippi St.	70 83	120	H	Vanderbilt	85 65	331	H	Sam Houston St.	71 58
8	H	Tennessee	70 59	18	A	Missouri	69 65								
17	A	Texas A&M	59 69												
91	H	Auburn	59 56												

Non-Div I Games:

LSU

Oklahoma

Oklahoma				Through Games Of Feb. 10, 2018																
Average RPI Win:		112	WON-LOST RECORD		WINNING PCT. RANK		LAST 10 GAMES		STRENGTH OF SCHEDULE		OPP. STRENGTH OF SCHEDULE		TEAM RPI	ADJ. RPI	CONF. RPI	ADJ CONF. RPI				
Average RPI Loss:		44																		
DIV. I ONLY			13- 12		169		6- 4		2		32		28	28	4	4				
DIV. I NON-CONF.			5- 6		187		0- 0		3		32		33	33	5	5				

TOTALS		RPI 1-25		RPI 26-50		W-L RECORDS		RPI 51-100		RPI 101-999		RPI 201+								
13- 12		0- 6		1- 3		OVERALL		6- 1		6- 2		1- 0								
8- 4		0- 2		1- 1		HOME		5- 0		2- 1		0- 0								
5- 7		0- 3		0- 2		AWAY		1- 1		4- 1		1- 0								
0- 1		0- 1		0- 0		NEUTRAL		0- 0		0- 0		0- 0								
5- 6		0- 3		1- 1		NON-CONFERENCE		2- 0		2- 2		0- 0								
4- 1		0- 0		1- 0		HOME		2- 0		1- 1		0- 0								
1- 4		0- 2		0- 1		AWAY		0- 0		1- 1		0- 0								
0- 1		0- 1		0- 0		NEUTRAL		0- 0		0- 0		0- 0								
8- 6		0- 3		0- 2		CONFERENCE		4- 1		4- 0		1- 0								
4- 3		0- 2		0- 1		HOME		3- 0		1- 0		0- 0								
4- 3		0- 1		0- 1		AWAY		1- 1		3- 0		1- 0								
0- 0		0- 0		0- 0		NEUTRAL		0- 0		0- 0		0- 0								

RPI 1-25				RPI 26-50				Team's RPI: 28				RPI 51-100				RPI 101+				
RPI	S	Opponent	Score	RPI	S	Opponent	Score	RPI	S	Opponent	Score	RPI	S	Opponent	Score					
2	N	UConn	64 88	29	H	South Fla.	79 74	52	H	West Virginia	76 57	115	A	Little Rock	56 68					
7	A	Baylor	65 74	39	A	South Dakota St.	61 67	60	A	TCU	58 62	116	A	Colorado St.	78 46					
7	H	Baylor	52 74	45	A	Oklahoma St.	82 96	60	H	TCU	84 71	121	A	Iowa St.	74 69					
9	H	Texas	78 88	45	H	Oklahoma St.	67 70	72	H	Belmont	96 73	165	H	Florida	61 80					
10	A	Oregon	74 92					84	A	Kansas St.	76 71	166	A	Kansas	72 52					
24	A	DePaul	108 111					84	H	Kansas St.	68 49	166	H	Kansas	97 64					
								86	H	New Mexico	105 63	191	H	SMU	87 75					
												228	A	Texas Tech	73 52					

LAST 12 Division I GAMES:																				
166	A	Kansas	72 52	45	H	Oklahoma St.	67 70	45	H	Oklahoma St.	67 70	45	H	Oklahoma St.	67 70					
7	A	Baylor	65 74	84	A	Kansas St.	76 71	84	A	Kansas St.	76 71	84	A	Kansas St.	76 71					
52	H	West Virginia	76 57	7	H	Baylor	52 74	7	H	Baylor	52 74	7	H	Baylor	52 74					
84	H	Kansas St.	68 49	228	A	Texas Tech	73 52	228	A	Texas Tech	73 52	228	A	Texas Tech	73 52					
60	A	TCU	58 62	45	A	Oklahoma St.	82 96	45	A	Oklahoma St.	82 96	45	A	Oklahoma St.	82 96					
166	H	Kansas	97 64	60	H	TCU	84 71	60	H	TCU	84 71	60	H	TCU	84 71					

Oklahoma

Non-Div I Games:

Oklahoma

Average RPI Win:	143	WON-LOST	WINNING	LAST 10	STRENGTH OF	OPP. STRENGTH	TEAM	ADJ.	CONF.	ADJ CONF.
Average RPI Loss:	50	RECORD	PCT. RANK	GAMES	SCHEDULE	OF SCHEDULE	RPI	RPI	RPI	RPI

DIV. I ONLY	19- 5	34	8- 2	88	10	29	29	8	8
DIV. I NON-CONF.	10- 3	51	0- 1	96	2	36	36	7	7
TOTALS	RPI 1-25	RPI 26-50	W-L RECORDS	RPI 51-100	RPI 101-999	RPI 201+			
19- 5	0- 2	3- 1	OVERALL	4- 1	12- 1	3- 0			
9- 1	0- 1	2- 0	HOME	1- 0	6- 0	2- 0			
7- 2	0- 0	0- 1	AWAY	1- 0	6- 1	1- 0			
3- 2	0- 1	1- 0	NEUTRAL	2- 1	0- 0	0- 0			
10- 3	0- 1	2- 1	NON-CONFERENCE	4- 1	4- 0	2- 0			
5- 0	0- 0	1- 0	HOME	1- 0	3- 0	1- 0			
2- 1	0- 0	0- 1	AWAY	1- 0	1- 0	1- 0			
3- 2	0- 1	1- 0	NEUTRAL	2- 1	0- 0	0- 0			
9- 2	0- 1	1- 0	CONFERENCE	0- 0	8- 1	1- 0			
4- 1	0- 1	1- 0	HOME	0- 0	3- 0	1- 0			
5- 1	0- 0	0- 0	AWAY	0- 0	5- 1	0- 0			
0- 0	0- 0	0- 0	NEUTRAL	0- 0	0- 0	0- 0			

RPI 1-25				RPI 26-50				Team's RPI: 29				RPI 51-100				RPI 101+			
RPI	S	Opponent	Score	RPI	S	Opponent	Score	RPI	S	Opponent	Score	RPI	S	Opponent	Score	RPI	S	Opponent	Score
1	N	Notre Dame	66 76	27	H	LSU	61 55	61	N	St. John's (NY)	68 59	105	A	Tulane	63 53				
2	H	UConn	49 100	28	A	Oklahoma	74 79	62	N	Michigan St.	73 83	105	H	Tulane	75 46				
				42	H	UCF	62 45	85	N	Washington St.	82 45	133	A	Cincinnati	69 46				
				46	N	Dayton	93 87	92	A	George Washington	83 78	158	A	Wichita St.	56 64				
								99	H	Butler	71 55	171	A	Tulsa	71 57				
												177	H	Southern U.	108 48				
												183	A	Temple	89 73				
												183	H	Temple	76 60				
												187	H	Arkansas St.	98 55				
												191	A	Memphis	81 62				
												209	H	East Carolina	88 47				
												302	A	FIU	82 52				
												322	H	Houston Baptist	90 43				
LAST 12 Division I GAMES:																			
209	H	East Carolina	88 47	42	H	UCF	62 45	183	A	Temple	89 73								
105	A	Tulane	63 53					2	H	UConn	49 100								
171	A	Tulsa	71 57																
183	H	Temple	76 60					133	A	Cincinnati	69 46								
158	A	Wichita St.	56 64					105	H	Tulane	75 46								
191	A	Memphis	81 62					62	N	Michigan St.	73 83								

Non-Div I Games:

South Fla.

Average RPI Win:	131	WON-LOST	WINNING	LAST 10	STRENGTH OF	OPP. STRENGTH	TEAM	ADJ.	CONF.	ADJ CONF.
Average RPI Loss:	22	RECORD	PCT. RANK	GAMES	SCHEDULE	OF SCHEDULE	RPI	RPI	RPI	RPI
DIV. I ONLY	15- 9	101	7- 3	7	11	30	30	1	1	
DIV. I NON-CONF.	7- 6	165	1- 0	10	24	69	69	1	1	

TOTALS	RPI 1-25	RPI 26-50	W-L RECORDS	RPI 51-100	RPI 101-999	RPI 201+				
15- 9	1- 7	1- 1	OVERALL	5- 1	8- 0	5- 0				
10- 4	0- 3	1- 0	HOME	2- 1	7- 0	4- 0				
3- 5	1- 4	0- 1	AWAY	1- 0	1- 0	1- 0				
2- 0	0- 0	0- 0	NEUTRAL	2- 0	0- 0	0- 0				
7- 6	0- 4	0- 1	NON-CONFERENCE	3- 1	4- 0	4- 0				
5- 3	0- 2	0- 0	HOME	1- 1	4- 0	4- 0				
0- 3	0- 2	0- 1	AWAY	0- 0	0- 0	0- 0				
2- 0	0- 0	0- 0	NEUTRAL	2- 0	0- 0	0- 0				
8- 3	1- 3	1- 0	CONFERENCE	2- 0	4- 0	1- 0				
5- 1	0- 1	1- 0	HOME	1- 0	3- 0	0- 0				
3- 2	1- 2	0- 0	AWAY	1- 0	1- 0	1- 0				
0- 0	0- 0	0- 0	NEUTRAL	0- 0	0- 0	0- 0				

RPI 1-25				RPI 26-50				RPI 51-100				RPI 101+			
RPI	S	Opponent	Score	RPI	S	Opponent	Score	RPI	S	Opponent	Score	RPI	S	Opponent	Score
3	A	Mississippi St.	53 68	37	H	Syracuse	68 63	53	H	Virginia Tech	61 52	102	H	North Carolina	82 70
4	H	Louisville	41 77	46	A	Dayton	46 61	66	A	Georgia Tech	62 56	140	H	Clemson	70 41
6	A	Florida St.	62 77					67	H	Duquesne	63 74	145	H	Pittsburgh	62 50
14	A	Duke	48 55					71	N	Indiana	82 72	206	H	Hampton	66 62
15	H	Maryland	59 60					76	N	Ohio	77 59	207	A	Boston College	68 57
20	A	Rutgers	43 52					80	H	Harvard	50 48	221	H	UNCG	68 50
22	A	NC State	73 63									248	H	Manhattan	69 47
23	H	Georgia	61 64									291	H	Central Conn. St.	103 59

LAST 12 Division I GAMES:															
6	A	Florida St.	62 77	207	A	Boston College	68 57								
4	H	Louisville	41 77	140	H	Clemson	70 41								
66	A	Georgia Tech	62 56	22	A	NC State	73 63								
102	H	North Carolina	82 70	37	H	Syracuse	68 63								
53	H	Virginia Tech	61 52	145	H	Pittsburgh	62 50								
14	A	Duke	48 55	248	H	Manhattan	69 47								

Non-Div I Games:

Virginia

Average RPI Win:	163	WON-LOST	WINNING	LAST 10	STRENGTH OF	OPP. STRENGTH	TEAM	ADJ.	CONF.	ADJ CONF.
Average RPI Loss:	119	RECORD	PCT. RANK	GAMES	SCHEDULE	OF SCHEDULE	RPI	RPI	RPI	RPI
DIV. I ONLY	18- 6	48	7- 3	32	218	31	31	19	19	
DIV. I NON-CONF.	8- 3	65	0- 0	18	100	24	24	13	13	

TOTALS	RPI 1-25	RPI 26-50	W-L RECORDS	RPI 51-100	RPI 101-999	RPI 201+				
18- 6	1- 0	1- 0	OVERALL	1- 2	15- 4	5- 0				
9- 2	0- 0	1- 0	HOME	0- 0	8- 2	2- 0				
8- 4	1- 0	0- 0	AWAY	0- 2	7- 2	3- 0				
1- 0	0- 0	0- 0	NEUTRAL	1- 0	0- 0	0- 0				
8- 3	1- 0	1- 0	NON-CONFERENCE	1- 2	5- 1	1- 0				
4- 1	0- 0	1- 0	HOME	0- 0	3- 1	0- 0				
3- 2	1- 0	0- 0	AWAY	0- 2	2- 0	1- 0				
1- 0	0- 0	0- 0	NEUTRAL	1- 0	0- 0	0- 0				
10- 3	0- 0	0- 0	CONFERENCE	0- 0	10- 3	4- 0				
5- 1	0- 0	0- 0	HOME	0- 0	5- 1	2- 0				
5- 2	0- 0	0- 0	AWAY	0- 0	5- 2	2- 0				
0- 0	0- 0	0- 0	NEUTRAL	0- 0	0- 0	0- 0				

RPI 1-25				RPI 26-50				Team's RPI: 31				RPI 51-100				RPI 101+			
RPI	S	Opponent	Score	RPI	S	Opponent	Score	RPI	S	Opponent	Score	RPI	S	Opponent	Score	RPI	S	Opponent	Score
24	A	DePaul	94 88	27	H	LSU	58 50	64	A	Qui nni pi ac	49 60	116	H	Col orado St.	44 55				
								69	A	Fordham	33 48	125	H	BYU	79 74				
								87	N	Li berty	65 57	144	A	Idaho St.	63 57				
												144	H	Idaho St.	75 52				
												147	A	Idaho	78 72				
												147	H	Idaho	71 79				
												150	A	Weber St.	73 82				
												150	H	Weber St.	71 69				
												151	H	San Franci sco	73 60				
												170	A	North Dakota	70 78				
												173	H	Paci fi c	80 55				
												181	A	Denver	71 63				
												182	A	Eastern Wash.	70 65				
												182	H	Eastern Wash.	68 62				
												235	A	Montana St.	78 63				
												235	H	Montana St.	82 69				
												239	A	Montana	64 58				
												239	H	Montana	68 50				
												266	A	UMKC	88 73				
LAST 12 Division I GAMES:																			
150	H	Weber St.	71 69	170	A	North Dakota	70 78												
144	H	Idaho St.	75 52	144	A	Idaho St.	63 57												
235	A	Montana St.	78 63	150	A	Weber St.	73 82												
239	A	Montana	64 58	239	H	Montana	68 50												
182	H	Eastern Wash.	68 62	235	H	Montana St.	82 69												
147	H	Idaho	71 79	147	A	Idaho	78 72												

Non-Div I Games:

Northern Colo.

Loss,
Non-Conf,
S Site,
H Home
A Away
N Neutral

Average RPI	Win:	150	WON-LOST	WINNING	LAST 10	STRENGTH OF	OPP. STRENGTH	TEAM	ADJ.	CONF.	ADJ CONF.
Average RPI	Loss:	41	RECORD	PCT. RANK	GAMES	SCHEDULE	OF SCHEDULE	RPI	RPI	RPI	RPI
DIV. I ONLY		16- 8		77	7- 3	35	42	32	32	6	6
DIV. I NON-CONF.		6- 5		153	0- 0	25	47	51	51	6	6

TOTALS	RPI 1-25		RPI 26-50		W-L RECORDS	RPI 51-100		RPI 101-999		RPI 201+	
16- 8	2- 4		1- 2		OVERALL	2- 1		11- 1		5- 0	
10- 1	1- 0		0- 1		HOME	2- 0		7- 0		3- 0	
5- 6	1- 3		1- 1		AWAY	0- 1		3- 1		1- 0	
1- 1	0- 1		0- 0		NEUTRAL	0- 0		1- 0		1- 0	
6- 5	0- 3		0- 1		NON-CONFERENCE	0- 1		6- 0		3- 0	
4- 0	0- 0		0- 0		HOME	0- 0		4- 0		2- 0	
1- 4	0- 2		0- 1		AWAY	0- 1		1- 0		0- 0	
1- 1	0- 1		0- 0		NEUTRAL	0- 0		1- 0		1- 0	
10- 3	2- 1		1- 1		CONFERENCE	2- 0		5- 1		2- 0	
6- 1	1- 0		0- 1		HOME	2- 0		3- 0		1- 0	
4- 2	1- 1		1- 0		AWAY	0- 0		2- 1		1- 0	
0- 0	0- 0		0- 0		NEUTRAL	0- 0		0- 0		0- 0	

RPI	S	Opponent	Score	RPI	S	Opponent	Score	RPI	S	Opponent	Score	RPI	S	Opponent	Score
1	A	Notre Dame	85 91	35	A	Michigan	76 82	61	H	St. John's (NY)	74 72	106	H	Seton Hall	97 84
8	N	Tennessee	99 101	38	A	Creighton	92 77	86	A	New Mexico	87 88	111	A	Milwaukee	83 68
12	A	Green Bay	55 63	38	H	Creighton	73 74	99	H	Butler	69 67	122	A	Georgetown	58 85
24	A	DePaul	83 95									179	H	Army West Point	83 53
24	H	DePaul	93 81									184	H	Wisconsin	88 65
25	A	Villanova	67 57									193	A	Providence	77 60

Team's RPI: 32															
RPI 1-25															
RPI 26-50															
RPI 51-100															
RPI 101+															
LAST 12 Division I GAMES:															
212	A	Xavier	80 63	212	H	Xavier	88 67	193	A	Providence	77 60	234	H	Loyola Maryland	83 63
38	H	Creighton	73 74	99	H	Butler	69 67	24	H	DePaul	93 81	239	N	Montana	87 68
193	H	Providence	94 61	38	A	Creighton	92 77	106	H	Seton Hall	97 84	296	H	Loyola Chicago	92 30
24	A	DePaul	83 95												
25	A	Villanova	67 57												
122	A	Georgetown	58 85												

Non-Div I Games:

Marquette

Average RPI	Win:	141	WON-LOST	WINNING	LAST 10	STRENGTH OF	OPP. STRENGTH	TEAM	ADJ.	CONF.	ADJ CONF.
Average RPI	Loss:	29	RECORD	PCT. RANK	GAMES	SCHEDULE	OF SCHEDULE	RPI	RPI	RPI	RPI
DIV. I ONLY		17- 8		72	5- 5	39	8	33	33	5	5
DIV. I NON-CONF.		9- 3		61	0- 0	106	19	54	54	3	3

TOTALS	RPI 1-25		RPI 26-50		W-L RECORDS	RPI 51-100		RPI 101-999		RPI 201+	
17- 8	2- 5		2- 2		OVERALL	3- 1		10- 0		5- 0	
12- 1	2- 0		1- 0		HOME	2- 1		7- 0		4- 0	
4- 5	0- 3		1- 2		AWAY	1- 0		2- 0		0- 0	
1- 2	0- 2		0- 0		NEUTRAL	0- 0		1- 0		1- 0	
9- 3	1- 3		0- 0		NON-CONFERENCE	1- 0		7- 0		5- 0	
7- 0	1- 0		0- 0		HOME	1- 0		5- 0		4- 0	
1- 1	0- 1		0- 0		AWAY	0- 0		1- 0		0- 0	
1- 2	0- 2		0- 0		NEUTRAL	0- 0		1- 0		1- 0	
8- 5	1- 2		2- 2		CONFERENCE	2- 1		3- 0		0- 0	
5- 1	1- 0		1- 0		HOME	1- 1		2- 0		0- 0	
3- 4	0- 2		1- 2		AWAY	1- 0		1- 0		0- 0	
0- 0	0- 0		0- 0		NEUTRAL	0- 0		0- 0		0- 0	

RPI 1-25				RPI 26-50				RPI 51-100				RPI 101+			
RPI	S	Opponent	Score	RPI	S	Opponent	Score	RPI	S	Opponent	Score	RPI	S	Opponent	Score
3	N	Mississippi St.	57 65	36	A	Cal i forn i a	57 42	85	H	Washington St.	77 51	141	A	Col orado	72 47
6	A	Fl ori da St.	66 77	36	H	Cal i forn i a	80 71	89	A	Utah	83 81	141	H	Col orado	73 59
10	A	Oregon	64 74	48	A	Southern Cal i forn i a	62 77	89	H	Utah	56 58	147	H	I daho	77 33
12	N	Green Bay	48 61	49	A	Oregon St.	54 57	94	H	Arkansas	89 43	148	A	Fresno St.	81 49
13	A	Stanford	50 74									167	H	Washi ngton	61 41
13	H	Stanford	73 66									208	N	Col umbi a	72 48
21	H	Buffal o	76 57									232	H	UC Ri versi de	73 48
												268	H	Sacramento St.	106 58
												278	H	Col gate	65 54
												295	H	UTSA	74 42

LAST 12 Di vi si on I GAMES:															
48	A	Southern Cal i forn i a	62 77	89	H	Utah	56 58	10	A	Oregon	64 74				
85	H	Washington St.	77 51	49	A	Oregon St.	54 57	13	H	Stanford	73 66				
167	H	Washi ngton	61 41	36	A	Cal i forn i a	57 42	36	H	Cal i forn i a	80 71				
				13	A	Stanford	50 74	89	A	Utah	83 81				
				141	H	Col orado	73 59								

Non-Di v I Games:

Ari zona St.

Average RPI Win:	161	WON-LOST	WINNING	LAST 10	STRENGTH OF	OPP. STRENGTH	TEAM	ADJ.	CONF.	ADJ CONF.
Average RPI Loss:	58	RECORD	PCT. RANK	GAMES	SCHEDULE	OF SCHEDULE	RPI	RPI	RPI	RPI
DIV. I ONLY	16- 4	26	9- 1	84	93	34	34	9	9	
DIV. I NON-CONF.	10- 3	51	4- 1	109	50	45	45	9	9	

TOTALS	RPI 1-25	RPI 26-50	W-L RECORDS	RPI 51-100	RPI 101-999	RPI 201+				
16- 4	0- 2	0- 0	OVERALL	5- 1	11- 1	5- 0				
7- 2	0- 1	0- 0	HOME	2- 1	5- 0	3- 0				
7- 2	0- 1	0- 0	AWAY	2- 0	5- 1	2- 0				
2- 0	0- 0	0- 0	NEUTRAL	1- 0	1- 0	0- 0				
10- 3	0- 2	0- 0	NON-CONFERENCE	3- 1	7- 0	3- 0				
3- 2	0- 1	0- 0	HOME	1- 1	2- 0	1- 0				
5- 1	0- 1	0- 0	AWAY	1- 0	4- 0	2- 0				
2- 0	0- 0	0- 0	NEUTRAL	1- 0	1- 0	0- 0				
6- 1	0- 0	0- 0	CONFERENCE	2- 0	4- 1	2- 0				
4- 0	0- 0	0- 0	HOME	1- 0	3- 0	2- 0				
2- 1	0- 0	0- 0	AWAY	1- 0	1- 1	0- 0				
0- 0	0- 0	0- 0	NEUTRAL	0- 0	0- 0	0- 0				

RPI 1-25				RPI 26-50				Team's RPI: 34				RPI 51-100				RPI 101+			
RPI	S	Opponent	Score	RPI	S	Opponent	Score					RPI	S	Opponent	Score	RPI	S	Opponent	Score
20	A	Rutgers	50 70									64	A	Qui nni pi ac	60 46	106	A	Seton Hal l	85 83
25	H	Vi l l anova	59 62									66	H	Georgi a Tech	56 67	114	H	Dartmouth	82 63
												78	A	Penn	70 55	117	H	Del aware	78 60
												80	H	Harvard	80 47	119	A	Yale	59 73
												92	H	George Washi ngton	72 52	132	A	Brown	77 62
												98	N	Chattanooga	59 49	159	A	Davi dson	63 57
																164	N	Sai nt Joseph' s	63 54
																208	H	Col umbi a	69 47
																233	A	Lafayette	53 45
																267	H	Cornel l	75 54
																328	H	UMBC	77 40
																329	A	Wagner	58 37
LAST 12 Di vi si on I GAMES:																			
114	H	Dartmouth	82 63	78	A	Penn	70 55					328	H	UMBC	77 40				
80	H	Harvard	80 47	98	N	Chattanooga	59 49					164	N	Sai nt Joseph' s	63 54				
132	A	Brown	77 62	329	A	Wagner	58 37					20	A	Rutgers	50 70				
119	A	Yale	59 73																
267	H	Cornel l	75 54																
208	H	Col umbi a	69 47																

Non-Di v I Games:

Princeton

RPI 1-25				RPI 26-50				RPI 51-100				RPI 101+			
RPI	S	Opponent	Score	RPI	S	Opponent	Score	RPI	S	Opponent	Score	RPI	S	Opponent	Score
1	H	Notre Dame	63 83	32	H	Marquette	82 76	58	A	Nebraska	69 64	108	H	George Mason	75 61
4	A	Louisville	49 74	40	H	Purdue	79 81	62	H	Michigan St.	74 48	143	H	Kent St.	54 41
5	A	Ohio St.	84 75					71	H	Indiana	84 79	184	A	Wisconsin	80 57
5	H	Ohio St.	71 78					76	A	Ohio	74 61	185	A	Northwestern	80 59
19	A	Iowa	72 82					79	H	Penn St.	89 69	185	H	Northwestern	84 63
20	A	Rutgers	56 63					87	H	Liberty	74 50	211	H	Illinois	86 42
												216	H	Oakland	78 69
												238	H	North Florida	79 34
												273	A	LIU Brooklyn	86 49
												315	H	Fort Wayne	77 45
												316	A	Detroit Mercy	86 50
												330	H	Delaware St.	105 36
LAST 12 Division I GAMES:															
				185	H	Northwestern	84 63	5	A	Ohio St.	84 75				
				20	A	Rutgers	56 63	58	A	Nebraska	69 64				
				40	H	Purdue	79 81	71	H	Indiana	84 79				
				185	A	Northwestern	80 59	5	H	Ohio St.	71 78				
				62	H	Michigan St.	74 48	184	A	Wisconsin	80 57				
				211	H	Illinois	86 42	19	A	Iowa	72 82				

Mi chi gan

Average RPI	Win:	163	WON-LOST	WINNING	LAST 10	STRENGTH OF	OPP. STRENGTH	TEAM	ADJ.	CONF.	ADJ CONF.
Average RPI	Loss:	21	RECORD	PCT. RANK	GAMES	SCHEDULE	OF SCHEDULE	RPI	RPI	RPI	RPI
DIV. I ONLY		16- 8		77	6- 4	29	53	36	36	5	5
DIV. I NON-CONF.		9- 2		34	0- 0	42	99	21	21	3	3

TOTALS	RPI 1-25		RPI 26-50		W-L RECORDS	RPI 51-100		RPI 101-999		RPI 201+	
16- 8	0- 5		2- 3		OVERALL	2- 0		12- 0		6- 0	
10- 3	0- 2		1- 1		HOME	2- 0		7- 0		4- 0	
6- 5	0- 3		1- 2		AWAY	0- 0		5- 0		2- 0	
0- 0	0- 0		0- 0		NEUTRAL	0- 0		0- 0		0- 0	
9- 2	0- 2		0- 0		NON-CONFERENCE	1- 0		8- 0		4- 0	
5- 1	0- 1		0- 0		HOME	1- 0		4- 0		3- 0	
4- 1	0- 1		0- 0		AWAY	0- 0		4- 0		1- 0	
0- 0	0- 0		0- 0		NEUTRAL	0- 0		0- 0		0- 0	
7- 6	0- 3		2- 3		CONFERENCE	1- 0		4- 0		2- 0	
5- 2	0- 1		1- 1		HOME	1- 0		3- 0		1- 0	
2- 4	0- 2		1- 2		AWAY	0- 0		1- 0		1- 0	
0- 0	0- 0		0- 0		NEUTRAL	0- 0		0- 0		0- 0	

RPI 1-25				RPI 26-50				Team's RPI: 36				RPI 51-100				RPI 101+			
RPI	S	Opponent	Score	RPI	S	Opponent	Score	RPI	S	Opponent	Score	RPI	S	Opponent	Score	RPI	S	Opponent	Score
2	A	UConn	47 82	33	A	Ari zona St.	71 80	75	H	Saint Mary's (CA)	87 80	104	A	Kentucky	62 52				
10	A	Oregon	54 91	33	H	Ari zona St.	42 57	85	H	Washi ngton St.	66 60	125	H	BYU	70 45				
11	A	UCLA	52 60	48	A	Southern Cal i forni a	62 59					132	A	Brown	89 79				
11	H	UCLA	46 82	48	H	Southern Cal i forni a	76 64					141	H	Col orado	78 76				
18	H	Missouri	52 55	49	A	Oregon St.	48 68					167	H	Washi ngton	69 60				

Average RPI Win:	164	WON-LOST	WINNING	LAST 10	STRENGTH OF	OPP. STRENGTH	TEAM	ADJ.	CONF.	ADJ CONF.
Average RPI Loss:	22	RECORD	PCT. RANK	GAMES	SCHEDULE	OF SCHEDULE	RPI	RPI	RPI	RPI
DIV. I ONLY	17- 7	60	5- 5	52	23	37	37	1	1	
DIV. I NON-CONF.	12- 1	6	1- 0	167	88	34	34	1	1	

TOTALS	RPI 1-25	RPI 26-50	W-L RECORDS	RPI 51-100	RPI 101-999	RPI 201+				
17- 7	1- 4	0- 2	OVERALL	4- 1	12- 0	6- 0				
11- 2	1- 1	0- 0	HOME	2- 1	8- 0	4- 0				
3- 4	0- 2	0- 2	AWAY	2- 0	1- 0	1- 0				
3- 1	0- 1	0- 0	NEUTRAL	0- 0	3- 0	1- 0				
12- 1	0- 1	0- 0	NON-CONFERENCE	3- 0	9- 0	5- 0				
7- 0	0- 0	0- 0	HOME	1- 0	6- 0	4- 0				
2- 0	0- 0	0- 0	AWAY	2- 0	0- 0	0- 0				
3- 1	0- 1	0- 0	NEUTRAL	0- 0	3- 0	1- 0				
5- 6	1- 3	0- 2	CONFERENCE	1- 1	3- 0	1- 0				
4- 2	1- 1	0- 0	HOME	1- 1	2- 0	0- 0				
1- 4	0- 2	0- 2	AWAY	0- 0	1- 0	1- 0				
0- 0	0- 0	0- 0	NEUTRAL	0- 0	0- 0	0- 0				

RPI 1-25				RPI 26-50				Team's RPI: 37				RPI 51-100				RPI 101+			
RPI	S	Opponent	Score	RPI	S	Opponent	Score	RPI	S	Opponent	Score	RPI	S	Opponent	Score	RPI	S	Opponent	Score
1	A	Notre Dame	72 87	30	A	Virginia	63 68	53	H	Virginia Tech	64 73	120	N	Vanderbilt	84 78				
3	N	Mississippi St.	65 76	44	A	Miami (FL)	67 72	55	H	Drexel	72 62	140	H	Clemson	86 51				
4	H	Louisville	77 84					66	H	Georgia Tech	88 77	145	H	Pittsburgh	70 52				
6	H	Florida St.	76 69					90	A	UNLV	69 55	161	H	Hartford	75 63				
22	A	NC State	56 60					92	A	George Washington	74 62	184	N	Wisconsin	77 74				
																185	H	Northwestern	81 74
																207	A	Boston College	75 57
																213	H	Stony Brook	81 70
																265	H	Morgan St.	95 68
																275	N	Coastal Caro.	69 57
																278	H	Colgate	79 39
																300	H	UMES	68 45
LAST 12 Division I GAMES:																			
4	H	Louisville	77 84	22	A	NC State	56 60												
53	H	Virginia Tech	64 73	6	H	Florida St.	76 69												
207	A	Boston College	75 57	66	H	Georgia Tech	88 77												
140	H	Clemson	86 51	30	A	Virginia	63 68												
145	H	Pittsburgh	70 52	1	A	Notre Dame	72 87												
44	A	Miami (FL)	67 72	90	A	UNLV	69 55												

Creighton				Through Games Of Feb. 10, 2018							
Average RPI	Win:	118	WON-LOST	WINNING	LAST 10	STRENGTH OF	OPP. STRENGTH	TEAM	ADJ.	CONF.	ADJ CONF.
Average RPI	Loss:	55	RECORD	PCT. RANK	GAMES	SCHEDULE	OF SCHEDULE	RPI	RPI	RPI	RPI
DIV. I ONLY			15- 9	101	6- 4	21	18	38	38	6	6
DIV. I NON-CONF.			6- 4	122	0- 0	13	11	41	41	6	6

TOTALS	RPI 1-25			RPI 26-50		W-L RECORDS	RPI 51-100	RPI 101-999		RPI 201+	
15- 9	1- 4			2- 1		OVERALL	3- 3	9- 1		2- 0	
8- 3	1- 2			1- 1		HOME	1- 0	5- 0		0- 0	
7- 4	0- 1			1- 0		AWAY	2- 3	4- 0		2- 0	
0- 2	0- 1			0- 0		NEUTRAL	0- 0	0- 1		0- 0	
6- 4	0- 2			1- 0		NON-CONFERENCE	2- 1	3- 1		1- 0	
3- 1	0- 1			1- 0		HOME	0- 0	2- 0		0- 0	
3- 1	0- 0			0- 0		AWAY	2- 1	1- 0		1- 0	
0- 2	0- 1			0- 0		NEUTRAL	0- 0	0- 1		0- 0	
9- 5	1- 2			1- 1		CONFERENCE	1- 2	6- 0		1- 0	
5- 2	1- 1			0- 1		HOME	1- 0	3- 0		0- 0	
4- 3	0- 1			1- 0		AWAY	0- 2	3- 0		1- 0	
0- 0	0- 0			0- 0		NEUTRAL	0- 0	0- 0		0- 0	

RPI 1-25				RPI 26-50				Team's RPI: 38				RPI 51-100				RPI 101+			
RPI	S	Opponent	Score	RPI	S	Opponent	Score	RPI	S	Opponent	Score	RPI	S	Opponent	Score	RPI	S	Opponent	Score
6	H	Florida St.	82 92	32	A	Marquette	74 73	58	A	Nebraska	64 49	106	A	Seton Hall	68 51				
11	N	UCLA	63 72	32	H	Marquette	77 92	61	A	St. John's (NY)	65 72	106	H	Seton Hall	81 64				
24	A	DePaul	67 77	39	H	South Dakota St.	72 65	61	H	St. John's (NY)	53 39	122	H	Georgetown	69 58				
24	H	DePaul	54 82					74	A	South Dakota	68 73	145	H	UNI	89 78				
25	H	Villanova	69 54					88	A	Drake	108 100	158	H	Wichita St.	66 61				
								99	A	Butler	53 59	167	N	Washington	64 67				
												193	A	Providence	87 84				
												193	H	Providence	73 56				
												212	A	Xavier	71 64				
												229	A	Omaha	72 51				
LAST 12 Division I GAMES:																			
193	A	Providence	87 84	99	A	Butler	53 59	193	H	Providence	73 56								
32	A	Marquette	74 73	24	H	DePaul	54 82	24	H	DePaul	54 82								
24	A	DePaul	67 77	32	H	Marquette	77 92	61	A	St. John's (NY)	65 72								
106	H	Seton Hall	81 64	106	A	Seton Hall	68 51												
61	H	St. John's (NY)	53 39																
212	A	Xavier	71 64																

Non-Div I Games:

Creighton

Average RPI Win:	182	WON-LOST	WINNING	LAST 10	STRENGTH OF	OPP. STRENGTH	TEAM	ADJ.	CONF.	ADJ CONF.
Average RPI Loss:	34	RECORD	PCT. RANK	GAMES	SCHEDULE	OF SCHEDULE	RPI	RPI	RPI	RPI
DIV. I ONLY	20- 5	26	8- 1	86	96	39	39	14	14	
DIV. I NON-CONF.	10- 4	73	0- 0	48	10	29	29	17	17	
TOTALS	RPI 1-25	RPI 26-50	W-L RECORDS	RPI 51-100	RPI 101-999	RPI 201+				
20- 5	1- 2	1- 2	OVERALL	2- 1	16- 0	7- 0				
12- 2	0- 1	1- 0	HOME	0- 1	11- 0	5- 0				
6- 3	0- 1	0- 2	AWAY	2- 0	4- 0	2- 0				
2- 0	1- 0	0- 0	NEUTRAL	0- 0	1- 0	0- 0				
10- 4	1- 2	1- 2	NON-CONFERENCE	2- 0	6- 0	2- 0				
6- 1	0- 1	1- 0	HOME	0- 0	5- 0	2- 0				
2- 3	0- 1	0- 2	AWAY	2- 0	0- 0	0- 0				
2- 0	1- 0	0- 0	NEUTRAL	0- 0	1- 0	0- 0				
10- 1	0- 0	0- 0	CONFERENCE	0- 1	10- 0	5- 0				
6- 1	0- 0	0- 0	HOME	0- 1	6- 0	3- 0				
4- 0	0- 0	0- 0	AWAY	0- 0	4- 0	2- 0				
0- 0	0- 0	0- 0	NEUTRAL	0- 0	0- 0	0- 0				

RPI 1-25				RPI 26-50				RPI 51-100				RPI 101+			
RPI	S	Opponent	Score	RPI	S	Opponent	Score	RPI	S	Opponent	Score	RPI	S	Opponent	Score
4	H	Louisville	64 68	28	H	Oklahoma	67 61	74	H	South Dakota	61 67	107	H	Western Ill.	84 48
12	A	Green Bay	41 55	38	A	Creighton	65 72	88	A	Drake	85 78	145	H	UNI	57 47
22	N	NC State	75 67	41	A	FGCU	78 87	92	A	George Washington	97 88	158	H	Wichita St.	96 64
												170	H	North Dakota	66 52
												181	A	Denver	69 58
												181	H	Denver	95 59
												186	N	Charlotte	71 70
												196	A	Oral Roberts	77 70
												196	H	Oral Roberts	96 72
												203	H	Bowling Green	76 44
												229	A	Omaha	103 54
												229	H	Omaha	89 64
												281	A	North Dakota St.	85 64
												281	H	North Dakota St.	83 63
												315	H	Fort Wayne	105 49
												346	H	NJIT	92 48
LAST 12 Division I GAMES:															
				196	H	Oral Roberts	96 72	107	H	Western Ill.	84 48				
				181	H	Denver	95 59	196	A	Oral Roberts	77 70				
				229	A	Omaha	103 54	181	A	Denver	69 58				
				281	A	North Dakota St.	85 64	281	H	North Dakota St.	83 63				
				315	H	Fort Wayne	105 49	229	H	Omaha	89 64				
				74	H	South Dakota	61 67	41	A	FGCU	78 87				

Average RPI Win: 133

Average RPI Loss: 58

WON-LOST
RECORDWINNING
PCT. RANKLAST 10
GAMESSTRENGTH OF
SCHEDULEOPP. STRENGTH
OF SCHEDULETEAM
RPIADJ.
RPICONF.
RPIADJ CONF.
RPIDIV. I ONLY
DIV. I NON-CONF.16- 9
9- 593
997- 3
1- 019
2262
11840
5540
553
43
4

TOTALS

RPI 1-25

RPI 26-50

W-L RECORDS

RPI 51-100

RPI 101-999

RPI 201+

16- 9

2- 1

2- 3

OVERALL

3- 5

9- 0

3- 0

10- 3

1- 0

0- 2

HOME

3- 1

6- 0

1- 0

5- 5

1- 1

2- 0

AWAY

0- 4

2- 0

2- 0

1- 1

0- 0

0- 1

NEUTRAL

0- 0

1- 0

0- 0

9- 5

0- 0

1- 2

NON-CONFERENCE

2- 3

6- 0

2- 0

6- 2

0- 0

0- 1

HOME

2- 1

4- 0

1- 0

2- 2

0- 0

1- 0

AWAY

0- 2

1- 0

1- 0

1- 1

0- 0

0- 1

NEUTRAL

0- 0

1- 0

0- 0

7- 4

2- 1

1- 1

CONFERENCE

1- 2

3- 0

1- 0

4- 1

1- 0

0- 1

HOME

1- 0

2- 0

0- 0

3- 3

1- 1

1- 0

AWAY

0- 2

1- 0

1- 0

0- 0

0- 0

0- 0

NEUTRAL

0- 0

0- 0

0- 0

RPI 1-25

RPI 26-50

Team's RPI: 40

RPI 51-100

RPI 101+

RPI	S	Opponent	Score
19	A	Iowa	76 70
20	A	Rutgers	50 58
20	H	Rutgers	47 33

RPI	S	Opponent	Score
26	A	Central Mich.	79 69
35	A	Michigan	81 79
43	H	Ball St.	60 66
47	H	Minnesota	74 78
48	N	Southern California	46 58

RPI	S	Opponent	Score
58	A	Nebraska	51 75
66	A	Georgia Tech	55 68
71	A	Indiana	54 72
75	H	Saint Mary's (CA)	70 60
76	H	Ohio	71 77
79	H	Penn St.	88 73
89	A	Utah	68 81
93	H	Miami (OH)	75 66

RPI	S	Opponent	Score
110	H	Lamar University	79 64
169	N	Marist	61 47
182	H	Eastern Wash.	65 40
184	H	Wisconsin	57 35
185	H	Northwestern	63 60
194	H	UT Martin	60 58
211	A	Illinois	73 54
253	A	Hawaii	79 67
289	H	Valparaiso	95 49

LAST 12 Division I GAMES:

47	H	Minnesota	74 78	19	A	Iowa	76 70
211	A	Illinois	73 54	20	H	Rutgers	47 33
35	A	Michigan	81 79	71	A	Indiana	54 72
79	H	Penn St.	88 73	184	H	Wisconsin	57 35
58	A	Nebraska	51 75	20	A	Rutgers	50 58
185	H	Northwestern	63 60	75	H	Saint Mary's (CA)	70 60

Non-Div I Games:

Purdue

Average RPI Win: 188

Average RPI Loss: 103

WON-LOST
RECORDWINNING
PCT. RANKLAST 10
GAMESSTRENGTH OF
SCHEDULEOPP. STRENGTH
OF SCHEDULETEAM
RPIADJ.
RPICONF.
RPIADJ CONF.
RPIDIV. I ONLY
DIV. I NON-CONF.20- 4
11- 314
469- 1
1- 0131
46144
5741
2241
2222
2122
21

TOTALS

RPI 1-25

RPI 26-50

W-L RECORDS

RPI 51-100

RPI 101-999

RPI 201+

20- 4

1- 1

1- 0

OVERALL

3- 2

15- 1

10- 1

10- 0

0- 0

1- 0

HOME

2- 0

7- 0

4- 0

8- 2

0- 0

0- 0

AWAY

1- 0

7- 0

6- 0

2- 2

1- 1

0- 0

NEUTRAL

0- 1

1- 0

0- 0

11- 3

1- 1

1- 0

NON-CONFERENCE

1- 2

8- 0

4- 0

5- 0

0- 0

1- 0

HOME

1- 0

3- 0

1- 0

4- 1

0- 0

0- 0

AWAY

0- 1

4- 0

3- 0

2- 2

1- 1

0- 0

NEUTRAL

0- 1

1- 0

0- 0

9- 1

0- 0

0- 0

CONFERENCE

2- 0

7- 1

6- 1

5- 0

0- 0

0- 0

HOME

1- 0

4- 0

3- 0

4- 1

0- 0

0- 0

AWAY

1- 0

3- 1

3- 1

0- 0

0- 0

0- 0

NEUTRAL

0- 0

0- 0

0- 0

RPI 1-25

RPI 26-50

Team's RPI: 41

RPI 51-100

RPI 101+

RPI	S	Opponent	Score
5	N	Ohio St.	62 104
24	N	DePaul	89 84

RPI	S	Opponent	Score
39	H	South Dakota St.	87 78

RPI	S	Opponent	Score
72	N	Belmont	65 75
80	H	Harvard	65 56
95	A	Jacksonville	65 63
95	H	Jacksonville	63 58
98	A	Chattanooga	61 68

RPI	S	Opponent	Score
104	H	Kentucky	70 64
142	H	SIUE	66 49
143	N	Kent St.	80 62
175	H	Stetson	80 40
197	A	Siena	63 50
211	H	Illinois	85 61
215	A	Abilene Christian	94 55
223	A	Akron	82 63
238	A	North Florida	73 75
238	H	North Florida	67 52
261	A	Lipscomb	68 54
287	A	Kennesaw St.	78 57
290	A	USC Upstate	88 44
290	H	USC Upstate	93 60
302	A	FIU	88 52
346	H	NJIT	90 66

LAST 12 Division I GAMES:

290	A	USC Upstate	88 44	287	A	Kennesaw St.	78 57
238	H	North Florida	67 52	290	H	USC Upstate	93 60
95	A	Jacksonville	65 63	346	H	NJIT	90 66
238	A	North Florida	73 75	175	H	Stetson	80 40
95	H	Jacksonville	63 58	39	H	South Dakota St.	87 78
261	A	Lipscomb	68 54	142	H	SIUE	66 49

Non-Div I Games:

Southeastern (FL)

76 66

Ave Maria

99 35

Fla. Memorial

82 43

FGCU

Loss,
 Non-Conf, S Site,
 H Home
A Away
 N Neutral

Average RPI Win:	163	WON-LOST	WINNING	LAST 10	STRENGTH OF	OPP. STRENGTH	TEAM	ADJ.	CONF.	ADJ CONF.
Average RPI Loss:	67	RECORD	PCT. RANK	GAMES	SCHEDULE	OF SCHEDULE	RPI	RPI	RPI	RPI
DIV. I ONLY	17- 8	72	7- 3	57	69	42	42	8	8	
DIV. I NON-CONF.	8- 5	111	0- 0	56	120	62	62	7	7	

TOTALS	RPI 1-25	RPI 26-50	W-L RECORDS	RPI 51-100	RPI 101-999	RPI 201+				
17- 8	0- 2	0- 1	OVERALL	3- 3	14- 2	2- 0				
9- 3	0- 1	0- 0	HOME	1- 2	8- 0	1- 0				
8- 5	0- 1	0- 1	AWAY	2- 1	6- 2	1- 0				
0- 0	0- 0	0- 0	NEUTRAL	0- 0	0- 0	0- 0				
8- 5	0- 0	0- 0	NON-CONFERENCE	3- 3	5- 2	2- 0				
4- 2	0- 0	0- 0	HOME	1- 2	3- 0	1- 0				
4- 3	0- 0	0- 0	AWAY	2- 1	2- 2	1- 0				
0- 0	0- 0	0- 0	NEUTRAL	0- 0	0- 0	0- 0				
9- 3	0- 2	0- 1	CONFERENCE	0- 0	9- 0	0- 0				
5- 1	0- 1	0- 0	HOME	0- 0	5- 0	0- 0				
4- 2	0- 1	0- 1	AWAY	0- 0	4- 0	0- 0				
0- 0	0- 0	0- 0	NEUTRAL	0- 0	0- 0	0- 0				

RPI	S	Opponent	Score	RPI	S	Opponent	Score	Team's RPI: 42	RPI	S	Opponent	Score	RPI	S	Opponent	Score
2	A	UConn	44 80	29	A	South Fla.	45 62		53	A	Virginia Tech	69 86	105	H	Tulane	59 51
2	H	UConn	37 55						54	H	Mercer	64 73	133	A	Cincinnati	50 38
									56	A	UC Davis	62 55	145	H	UNI	53 43
									57	H	Elon	57 71	158	H	Wichita St.	59 53
									68	H	IUPUI	63 59	159	H	Davidson	62 54
									98	A	Chattanooga	58 57	162	A	Samford	51 58
													171	A	Tulsa	47 44
													173	A	Pacific	74 78
													183	A	Temple	64 57
													183	H	Temple	76 46
													191	A	SMU	60 42
													191	H	SMU	58 43
													191	H	Memphis	61 41
													198	A	Boston U.	47 32
													220	A	Gardner-Webb	65 30
													325	H	Ga. Southern	62 38
LAST 12 Division I GAMES:																
183	A	Temple	64 57	105	H	Tulane	59 51		29	A	South Fla.	45 62				
2	H	UConn	37 55	2	A	UConn	44 80		158	H	Wichita St.	59 53				
191	H	Memphis	61 41	191	A	SMU	60 42		191	H	Temple	76 46				
133	A	Cincinnati	50 38													
171	A	Tulsa	47 44													
191	H	SMU	58 43													

Non-Div I Games:

UCF

Average RPI Win:	165	WON-LOST	WINNING	LAST 10	STRENGTH OF	OPP. STRENGTH	TEAM	ADJ.	CONF.	ADJ CONF.
Average RPI Loss:	47	RECORD	PCT. RANK	GAMES	SCHEDULE	OF SCHEDULE	RPI	RPI	RPI	RPI
DIV. I ONLY	19- 4	21	7- 3	122	85	43	43	7	7	
DIV. I NON-CONF.	10- 0	1	0- 0	171	107	20	20	8	8	

TOTALS	RPI 1-25	RPI 26-50	W-L RECORDS	RPI 51-100	RPI 101-999	RPI 201+				
19- 4	0- 1	1- 1	OVERALL	3- 2	15- 0	8- 0				
11- 2	0- 1	0- 1	HOME	3- 0	8- 0	5- 0				
8- 2	0- 0	1- 0	AWAY	0- 2	7- 0	3- 0				
0- 0	0- 0	0- 0	NEUTRAL	0- 0	0- 0	0- 0				
10- 0	0- 0	1- 0	NON-CONFERENCE	2- 0	7- 0	4- 0				
6- 0	0- 0	0- 0	HOME	2- 0	4- 0	3- 0				
4- 0	0- 0	1- 0	AWAY	0- 0	3- 0	1- 0				
0- 0	0- 0	0- 0	NEUTRAL	0- 0	0- 0	0- 0				
9- 4	0- 1	0- 1	CONFERENCE	1- 2	8- 0	4- 0				
5- 2	0- 1	0- 1	HOME	1- 0	4- 0	2- 0				
4- 2	0- 0	0- 0	AWAY	0- 2	4- 0	2- 0				
0- 0	0- 0	0- 0	NEUTRAL	0- 0	0- 0	0- 0				

RPI 1-25				RPI 26-50				Team's RPI: 43				RPI 51-100				RPI 101+			
RPI	S	Opponent	Score	RPI	S	Opponent	Score	RPI	S	Opponent	Score	RPI	S	Opponent	Score	RPI	S	Opponent	Score
21	H	Buffalo	80 84	26	H	Central Mich.	65 69	51	H	Western Ky.	93 81	109	A	Western Mich.	81 71				
				40	A	Purdue	66 60	65	A	Toledo	66 72	112	H	Missouri St.	70 58				
								76	A	Ohio	76 80	120	A	Vanderbilt	88 79				
								93	H	Miami (OH)	86 61	127	A	Cleveland St.	76 64				
								99	H	Butler	87 75	128	H	Northern Ill.	81 72				
												143	A	Kent St.	79 58				
												200	H	Eastern Mich.	91 85				
												203	A	Bowling Green	84 73				
												203	H	Bowling Green	82 41				
												223	A	Akron	74 61				
												223	H	Akron	97 65				
												225	H	Southeast Mo. St.	69 56				
												236	H	Austin Peay	89 57				
												261	H	Lipscomb	84 46				
												332	A	Tennessee St.	85 65				
LAST 12 Division I GAMES:																			
109	A	Western Mich.	81 71	143	A	Kent St.	79 58												
200	H	Eastern Mich.	91 85	65	A	Toledo	66 72												
76	A	Ohio	76 80	21	H	Buffalo	80 84												
223	H	Akron	97 65	223	A	Akron	74 61												
128	H	Northern Ill.	81 72	203	A	Bowling Green	84 73												
203	H	Bowling Green	82 41	93	H	Miami (OH)	86 61												

Non-Div I Games: Oakland City 126 55

Ball St.

Average RPI Win:	146	WON-LOST	WINNING	LAST 10	STRENGTH OF	OPP. STRENGTH	TEAM	ADJ.	CONF.	ADJ CONF.
Average RPI Loss:	47	RECORD	PCT. RANK	GAMES	SCHEDULE	OF SCHEDULE	RPI	RPI	RPI	RPI
DIV. I ONLY	17- 7	60	6- 4	42	28	44	44	1	1	
DIV. I NON-CONF.	10- 3	51	1- 0	177	80	94	94	1	1	

TOTALS	RPI 1-25	RPI 26-50	W-L RECORDS	RPI 51-100	RPI 101-999	RPI 201+				
17- 7	2- 4	1- 0	OVERALL	3- 1	11- 2	6- 0				
11- 4	2- 2	1- 0	HOME	2- 1	6- 1	4- 0				
4- 3	0- 2	0- 0	AWAY	1- 0	3- 1	1- 0				
2- 0	0- 0	0- 0	NEUTRAL	0- 0	2- 0	1- 0				
10- 3	0- 1	0- 0	NON-CONFERENCE	2- 1	8- 1	5- 0				
8- 2	0- 1	0- 0	HOME	2- 1	6- 0	4- 0				
0- 1	0- 0	0- 0	AWAY	0- 0	0- 1	0- 0				
2- 0	0- 0	0- 0	NEUTRAL	0- 0	2- 0	1- 0				
7- 4	2- 3	1- 0	CONFERENCE	1- 0	3- 1	1- 0				
3- 2	2- 1	1- 0	HOME	0- 0	0- 1	0- 0				
4- 2	0- 2	0- 0	AWAY	1- 0	3- 0	1- 0				
0- 0	0- 0	0- 0	NEUTRAL	0- 0	0- 0	0- 0				

RPI 1-25				RPI 26-50				Team's RPI: 44				RPI 51-100				RPI 101+			
RPI	S	Opponent	Score	RPI	S	Opponent	Score	RPI	S	Opponent	Score	RPI	S	Opponent	Score	RPI	S	Opponent	Score
1	A	Notre Dame	76 83	37	H	Syracuse	72 67	53	A	Virginia Tech	82 78	101	H	Wake Forest	50 61				
4	H	Louisville	74 84					61	H	St. John's (NY)	64 74	102	A	North Carolina	92 72				
6	A	Florida St.	67 105					62	H	Michigan St.	67 57	104	H	Kentucky	65 54				
14	H	Duke	51 48					70	H	Maine	80 70	129	H	Bethune-Cookman	85 39				
15	H	Maryland	71 79									140	A	Clemson	72 60				
22	H	NC State	52 48									141	A	Colorado	61 67				
												172	N	Southern Ill.	75 65				
												207	A	Boston College	65 43				
												226	H	New Orleans	76 46				
												268	N	Sacramento St.	82 56				
												274	H	Vermont	73 49				
												302	H	FIU	77 69				
												305	H	Alabama St.	79 31				

Average RPI	Win:	166	WON-LOST	WINNING	LAST 10	STRENGTH OF	OPP. STRENGTH	TEAM	ADJ.	CONF.	ADJ CONF.
Average RPI	Loss:	39	RECORD	PCT. RANK	GAMES	SCHEDULE	OF SCHEDULE	RPI	RPI	RPI	RPI
DIV. I ONLY		18- 6		48	7- 3	103	22	45	45	4	4
DIV. I NON-CONF.		9- 2		34	0- 0	184	91	63	63	5	5

TOTALS	RPI 1-25		RPI 26-50		W-L RECORDS	RPI 51-100		RPI 101-999		RPI 201+	
18- 6	1- 4		2- 0		OVERALL	4- 1		11- 1		7- 0	
13- 1	1- 0		1- 0		HOME	2- 0		9- 1		6- 0	
4- 4	0- 3		1- 0		AWAY	1- 1		2- 0		1- 0	
1- 1	0- 1		0- 0		NEUTRAL	1- 0		0- 0		0- 0	
9- 2	1- 2		0- 0		NON-CONFERENCE	1- 0		7- 0		5- 0	
8- 0	1- 0		0- 0		HOME	0- 0		7- 0		5- 0	
0- 1	0- 1		0- 0		AWAY	0- 0		0- 0		0- 0	
1- 1	0- 1		0- 0		NEUTRAL	1- 0		0- 0		0- 0	
9- 4	0- 2		2- 0		CONFERENCE	3- 1		4- 1		2- 0	
5- 1	0- 0		1- 0		HOME	2- 0		2- 1		1- 0	
4- 3	0- 2		1- 0		AWAY	1- 1		2- 0		1- 0	
0- 0	0- 0		0- 0		NEUTRAL	0- 0		0- 0		0- 0	

RPI 1-25				RPI 26-50				Team's RPI: 45				RPI 51-100				RPI 101+			
RPI	S	Opponent	Score	RPI	S	Opponent	Score	RPI	S	Opponent	Score	RPI	S	Opponent	Score	RPI	S	Opponent	Score
3	A	Mississippi St.	76 79	28	A	Oklahoma	70 67	52	H	West Virginia	79 73	121	A	Iowa St.	81 73				
7	A	Baylor	64 77	28	H	Oklahoma	96 82	60	A	TCU	71 54	121	H	Iowa St.	69 78				
8	N	Tennessee	69 79					74	N	South Dakota	76 68	158	H	Wichita St.	91 67				
9	A	Texas	79 84					84	A	Kansas St.	64 80	166	H	Kansas	92 63				
11	H	UCLA	87 72					84	H	Kansas St.	76 68	177	H	Southern U.	94 66				

Average RPI Win: 183

Average RPI Loss: 43

WON-LOST
RECORDWINNING
PCT. RANKLAST 10
GAMESSTRENGTH OF
SCHEDULEOPP. STRENGTH
OF SCHEDULETEAM
RPIADJ.
RPICONF.
RPIADJ CONF.
RPIDIV. I ONLY
DIV. I NON-CONF.19- 4
7- 421
10210- 0
0- 0127
64110
7246
7146
7112
1012
10

TOTALS

RPI 1-25

RPI 26-50

W-L RECORDS

RPI 51-100

RPI 101-999

RPI 201+

19- 4

0- 1

1- 1

OVERALL

5- 2

13- 0

8- 0

10- 1

0- 1

1- 0

HOME

3- 0

6- 0

5- 0

6- 2

0- 0

0- 0

AWAY

1- 2

5- 0

2- 0

3- 1

0- 0

0- 1

NEUTRAL

1- 0

2- 0

1- 0

7- 4

0- 1

1- 1

NON-CONFERENCE

2- 2

4- 0

3- 0

4- 1

0- 1

1- 0

HOME

1- 0

2- 0

2- 0

0- 2

0- 0

0- 0

AWAY

0- 2

0- 0

0- 0

3- 1

0- 0

0- 1

NEUTRAL

1- 0

2- 0

1- 0

12- 0

0- 0

0- 0

CONFERENCE

3- 0

9- 0

5- 0

6- 0

0- 0

0- 0

HOME

2- 0

4- 0

3- 0

6- 0

0- 0

0- 0

AWAY

1- 0

5- 0

2- 0

0- 0

0- 0

0- 0

NEUTRAL

0- 0

0- 0

0- 0

RPI 1-25

RPI 26-50

Team's RPI: 46

RPI 51-100

RPI 101+

RPI	S	Opponent	Score
12	H	Green Bay	64 75

RPI	S	Opponent	Score
29	N	South Fla.	87 93
30	H	Virginia	61 46

RPI	S	Opponent	Score
64	A	Quinnipiac	66 72
65	A	Tolledo	50 68
67	H	Duquesne	79 70
69	A	Fordham	63 62
77	H	James Madison	82 54
80	N	Harvard	72 66
92	H	George Washington	66 55

RPI	S	Opponent	Score
103	H	Saint Louis	101 76
105	N	Tulane	71 65
159	A	Davidson	85 68
164	A	Saint Joseph's	65 59
201	A	Richmond	66 59
237	A	La Salle	76 47
242	H	St. Bonaventure	80 59
265	H	Morgan St.	88 52
284	H	VCU	74 64
286	A	Massachusetts	78 49
333	H	Rhode Island	116 58
336	H	Ark.-Pine Bluff	81 43
338	N	Mississippi Val.	65 46

LAST 12 Division I GAMES:

286	A	Massachusetts	78 49	69	A	Fordham	63 62
284	H	VCU	74 64	103	H	Saint Louis	101 76
67	H	Duquesne	79 70	242	H	St. Bonaventure	80 59
159	A	Davidson	85 68	164	A	Saint Joseph's	65 59
201	A	Richmond	66 59	333	H	Rhode Island	116 58
92	H	George Washington	66 55	237	A	La Salle	76 47

Dayton

Dayton

Non-Div I Games:

Dayton

■ Loss,
 ■ Non-Conf,
 S Site,
 ■ Home
 ■ Away
 N Neutral

Average RPI	Win:	158	WON-LOST	WINNING	LAST 10	STRENGTH OF	OPP. STRENGTH	TEAM	ADJ.	CONF.	ADJ CONF.
Average RPI	Loss:	68	RECORD	PCT. RANK	GAMES	SCHEDULE	OF SCHEDULE	RPI	RPI	RPI	RPI
DIV. I ONLY		18- 6	48	6- 4	135	31	47	47	3	3	
DIV. I NON-CONF.		11- 2	22	1- 0	294	86	74	74	4	4	

TOTALS	RPI 1-25		RPI 26-50		W-L RECORDS		RPI 51-100		RPI 101-999		RPI 201+
18- 6	1- 3		1- 0		OVERALL		3- 1		13- 2		5- 1
10- 1	1- 0		0- 0		HOME		1- 1		8- 0		4- 0
7- 5	0- 3		1- 0		AWAY		2- 0		4- 2		1- 1
1- 0	0- 0		0- 0		NEUTRAL		0- 0		1- 0		0- 0
11- 2	0- 0		0- 0		NON-CONFERENCE		1- 0		10- 2		5- 1
7- 0	0- 0		0- 0		HOME		0- 0		7- 0		4- 0
3- 2	0- 0		0- 0		AWAY		1- 0		2- 2		1- 1
1- 0	0- 0		0- 0		NEUTRAL		0- 0		1- 0		0- 0
7- 4	1- 3		1- 0		CONFERENCE		2- 1		3- 0		0- 0
3- 1	1- 0		0- 0		HOME		1- 1		1- 0		0- 0
4- 3	0- 3		1- 0		AWAY		1- 0		2- 0		0- 0
0- 0	0- 0		0- 0		NEUTRAL		0- 0		0- 0		0- 0

RPI	S	Opponent	Score	RPI	S	Opponent	Score	Team's RPI: 47	RPI	S	Opponent	Score	RPI	S	Opponent	Score
5	A	Ohio St.	75 91	40	A	Purdue	78 74		58	H	Nebraska	74 79	101	N	Wake Forest	93 81
19	A	Iowa	84 92						62	H	Michigan St.	83 77	102	A	North Carolina	83 88
19	H	Iowa	77 72						79	A	Penn St.	91 71	122	A	Georgetown	73 63
20	A	Rutgers	70 80						90	A	UNLV	79 72	154	H	Cal Poly	112 68
													163	H	Lehigh	107 73
													184	A	Wisconsin	71 61
													184	H	Wisconsin	90 65
													185	A	Northwestern	90 63
													200	H	Eastern Mich.	80 56
													205	A	San Diego	69 72
													207	H	Boston College	78 68
													212	H	Xavier	74 62
													232	H	UC Riverside	101 75
													284	H	VCU	108 63
													333	A	Rhode Island	82 60

LAST 12 Division I GAMES:																
40	A	Purdue	78 74	79	A	Penn St.	91 71									
19	A	Iowa	84 92	62	H	Michigan St.	83 77									
184	A	Wisconsin	71 61	5	A	Ohio St.	75 91									
19	H	Iowa	77 72	58	H	Nebraska	74 79									
184	H	Wisconsin	90 65	185	A	Northwestern	90 63									
20	A	Rutgers	70 80	232	H	UC Riverside	101 75									

Non-Div I Games:

Minnesota

Average RPI	Win:	167	WON-LOST	WINNING	LAST 10	STRENGTH OF	OPP. STRENGTH	TEAM	ADJ.	CONF.	ADJ CONF.
Average RPI	Loss:	18	RECORD	PCT. RANK	GAMES	SCHEDULE	OF SCHEDULE	RPI	RPI	RPI	RPI
DIV. I ONLY		16- 8		77	6- 4	55	47	48	48	5	5
DIV. I NON-CONF.		10- 1		15	0- 0	197	235	48	48	3	3

TOTALS	RPI 1-25		RPI 26-50		W-L RECORDS	RPI 51-100		RPI 101-999		RPI 201+	
16- 8	0- 6		3- 2		OVERALL	2- 0		11- 0		6- 0	
4- 5	0- 4		2- 1		HOME	0- 0		2- 0		2- 0	
9- 3	0- 2		0- 1		AWAY	2- 0		7- 0		4- 0	
3- 0	0- 0		1- 0		NEUTRAL	0- 0		2- 0		0- 0	
10- 1	0- 1		1- 0		NON-CONFERENCE	0- 0		9- 0		6- 0	
2- 1	0- 1		0- 0		HOME	0- 0		2- 0		2- 0	
5- 0	0- 0		0- 0		AWAY	0- 0		5- 0		4- 0	
3- 0	0- 0		1- 0		NEUTRAL	0- 0		2- 0		0- 0	
6- 7	0- 5		2- 2		CONFERENCE	2- 0		2- 0		0- 0	
2- 4	0- 3		2- 1		HOME	0- 0		0- 0		0- 0	
4- 3	0- 2		0- 1		AWAY	2- 0		2- 0		0- 0	
0- 0	0- 0		0- 0		NEUTRAL	0- 0		0- 0		0- 0	

RPI 1-25				RPI 26-50				RPI 51-100				RPI 101+			
RPI	S	Opponent	Score	RPI	S	Opponent	Score	RPI	S	Opponent	Score	RPI	S	Opponent	Score
10	H	Oregon	66 70	33	H	Arizona St.	77 62	85	A	Washington St.	73 72	113	N	Middle Tenn.	72 57
11	A	UCLA	46 59	36	A	Cal i forni a	64 76	89	A	Utah	58 47	141	A	Colorado	86 51
11	H	UCLA	70 84	36	H	Cal i forni a	59 62					149	A	Loyol a Marymount	80 70
13	A	Stanford	65 72	40	N	Purdue	58 46					167	A	Washi ngton	72 61
13	H	Stanford	55 59	49	H	Oregon St.	65 61					169	N	Mari st	78 57
17	H	Texas A&M	74 75									232	A	UC Ri versi de	64 46
												235	H	Montana St.	98 47
												253	A	Hawai i	71 60
												276	A	Santa Clara	64 43
												321	A	UTRGV	71 64
												326	H	Long Beach St.	75 60

LAST 12 Division I GAMES:															
33	H	Arizona St.	77 62	13	H	Stanford	55 59								
11	H	UCLA	70 84	89	A	Utah	58 47								
11	A	UCLA	46 59	141	A	Colorado	86 51								
167	A	Washi ngton	72 61	49	H	Oregon St.	65 61								
85	A	Washi ngton St.	73 72	10	H	Oregon	66 70								
36	H	Cal i forni a	59 62	13	A	Stanford	65 72								

Non-Div I Games:

Southern Cal i forni a

Average RPI Win:	172	WON-LOST	WINNING	LAST 10	STRENGTH OF	OPP. STRENGTH	TEAM	ADJ.	CONF.	ADJ CONF.
Average RPI Loss:	16	RECORD	PCT. RANK	GAMES	SCHEDULE	OF SCHEDULE	RPI	RPI	RPI	RPI
DIV. I ONLY	18- 6	48	7- 3	95	43	49	49	5	5	
DIV. I NON-CONF.	9- 2	34	0- 0	262	147	93	93	3	3	

TOTALS	RPI 1-25	RPI 26-50	W-L RECORDS	RPI 51-100	RPI 101-999	RPI 201+				
18- 6	1- 5	2- 1	OVERALL	4- 0	11- 0	7- 0				
12- 2	1- 2	2- 0	HOME	2- 0	7- 0	5- 0				
4- 4	0- 3	0- 1	AWAY	2- 0	2- 0	1- 0				
2- 0	0- 0	0- 0	NEUTRAL	0- 0	2- 0	1- 0				
9- 2	0- 2	0- 0	NON-CONFERENCE	1- 0	8- 0	6- 0				
6- 1	0- 1	0- 0	HOME	1- 0	5- 0	4- 0				
1- 1	0- 1	0- 0	AWAY	0- 0	1- 0	1- 0				
2- 0	0- 0	0- 0	NEUTRAL	0- 0	2- 0	1- 0				
9- 4	1- 3	2- 1	CONFERENCE	3- 0	3- 0	1- 0				
6- 1	1- 1	2- 0	HOME	1- 0	2- 0	1- 0				
3- 3	0- 2	0- 1	AWAY	2- 0	1- 0	0- 0				
0- 0	0- 0	0- 0	NEUTRAL	0- 0	0- 0	0- 0				

RPI 1-25				RPI 26-50				Team's RPI: 49				RPI 51-100				RPI 101+			
RPI	S	Opponent	Score	RPI	S	Opponent	Score	RPI	S	Opponent	Score	RPI	S	Opponent	Score	RPI	S	Opponent	Score
1	H	Notre Dame	67 72	33	H	Ari zona St.	57 54	56	H	UC Davi s	61 47	141	A	Col orado	86 71				
10	A	Oregon	63 75	36	H	Cal i forn i a	68 48	85	A	Washi ngton St.	63 61	167	H	Washi ngton	75 63				
10	H	Oregon	85 79	48	A	Southern Cal i forn i a	61 65	85	H	Washi ngton St.	71 53	170	H	North Dakota	65 55				
11	A	UCLA	49 84					89	A	Utah	69 58	189	N	Nevada	89 49				
13	H	Stanford	57 60									204	H	UC Santa Barbara	74 49				
14	A	Duke	65 72									254	H	San Jose St.	110 62				
												279	H	Ari zona	88 48				
												297	N	Utah St.	94 55				
												327	H	Utah Valley	98 41				
												335	A	N.C. Central	97 44				
												343	H	Savannah St.	84 36				
LAST 12 Division I GAMES:																			
				85	A	Washi ngton St.	63 61	10	H	Oregon	85 79								
				36	H	Cal i forn i a	68 48	279	H	Ari zona	88 48								
				13	H	Stanford	57 60	33	H	Ari zona St.	57 54								
				141	A	Col orado	86 71	48	A	Southern Cal i forn i a	61 65								
				89	A	Utah	69 58	11	A	UCLA	49 84								
				10	A	Oregon	63 75	85	H	Washi ngton St.	71 53								

Average RPI	Win: 181	WON-LOST RECORD	WINNING PCT. RANK	LAST 10 GAMES	STRENGTH OF SCHEDULE	OPP. STRENGTH OF SCHEDULE	TEAM RPI	ADJ. RPI	CONF. RPI	ADJ. CONF. RPI
Average RPI	Loss: 75									
DIV. I ONLY	20- 5	26	9- 1	106	129	50	50	13	13	
DIV. I NON-CONF.	7- 4	102	0- 0	26	134	53	53	11	11	

TOTALS	RPI 1-25	RPI 26-50	W-L RECORDS	RPI 51-100	RPI 101-999	RPI 201+				
20- 5	0- 1	0- 0	OVERALL	2- 3	18- 1	7- 0				
10- 2	0- 0	0- 0	HOME	0- 2	10- 0	3- 0				
9- 1	0- 0	0- 0	AWAY	2- 0	7- 1	4- 0				
1- 2	0- 1	0- 0	NEUTRAL	0- 1	1- 0	0- 0				
7- 4	0- 1	0- 0	NON-CONFERENCE	1- 2	6- 1	1- 0				
4- 1	0- 0	0- 0	HOME	0- 1	4- 0	0- 0				
2- 1	0- 0	0- 0	AWAY	1- 0	1- 1	1- 0				
1- 2	0- 1	0- 0	NEUTRAL	0- 1	1- 0	0- 0				
13- 1	0- 0	0- 0	CONFERENCE	1- 1	12- 0	6- 0				
6- 1	0- 0	0- 0	HOME	0- 1	6- 0	3- 0				
7- 0	0- 0	0- 0	AWAY	1- 0	6- 0	3- 0				
0- 0	0- 0	0- 0	NEUTRAL	0- 0	0- 0	0- 0				

RPI 1-25				RPI 26-50				Team's RPI: 50				RPI 51-100				RPI 101+			
RPI	S	Opponent	Score	RPI	S	Opponent	Score	RPI	S	Opponent	Score	RPI	S	Opponent	Score	RPI	S	Opponent	Score
24	N	DePaul	71 88									72	N	Belmont	63 71	107	H	Western Ill.	80 65
												75	A	Saint Mary's (CA)	73 65	116	A	Colorado St.	49 65
												75	H	Saint Mary's (CA)	56 72	123	H	Saint Francis (PA)	97 74
												85	A	Washington St.	64 56	125	A	BYU	84 70
												90	H	UNLV	50 52	138	H	Portland St.	91 52
																143	N	Kent St.	77 57
																149	H	Loyola Marymount	77 67
																151	A	San Francisco	81 57
																151	H	San Francisco	74 47
																173	A	Pacific	99 72
																173	H	Pacific	90 66
																182	H	Eastern Wash.	69 45
																205	A	San Diego	63 44
																227	H	Pepperdine	73 51
																239	A	Montana	70 55
																276	A	Santa Clara	63 51
																276	H	Santa Clara	71 44
																308	A	Portland	70 56
																308	H	Portland	75 36
LAST 12 Division I GAMES:																			
75	H	Saint Mary's (CA)	56 72	276	H	Santa Clara	71 44												
173	H	Pacific	90 66	75	A	Saint Mary's (CA)	73 65												
125	A	BYU	84 70	151	H	San Francisco	74 47												
205	A	San Diego	63 44	308	A	Portland	70 56												
151	A	San Francisco	81 57	149	H	Loyola Marymount	77 67												
308	H	Portland	75 36	227	H	Pepperdine	73 51												

Non-Div I Games:

Gonzaga

Average RPI	Win:	212	WON-LOST	WINNING	LAST 10	STRENGTH OF	OPP. STRENGTH	TEAM	ADJ.	CONF.	ADJ CONF.
Average RPI	Loss:	52	RECORD	PCT. RANK	GAMES	SCHEDULE	OF SCHEDULE	RPI	RPI	RPI	RPI
DIV. I ONLY		17- 6		53	8- 2	100	148	51	51	18	18
DIV. I NON-CONF.		8- 4		87	0- 0	71	37	42	42	19	19

TOTALS	RPI 1-25		RPI 26-50		W-L RECORDS	RPI 51-100		RPI 101-999		RPI 201+	
17- 6	1- 2		0- 1		OVERALL	2- 3		14- 0		9- 0	
8- 1	0- 1		0- 0		HOME	0- 0		8- 0		6- 0	
5- 5	0- 1		0- 1		AWAY	0- 3		5- 0		3- 0	
4- 0	1- 0		0- 0		NEUTRAL	2- 0		1- 0		0- 0	
8- 4	1- 2		0- 1		NON-CONFERENCE	2- 1		5- 0		3- 0	
2- 1	0- 1		0- 0		HOME	0- 0		2- 0		2- 0	
2- 3	0- 1		0- 1		AWAY	0- 1		2- 0		1- 0	
4- 0	1- 0		0- 0		NEUTRAL	2- 0		1- 0		0- 0	
9- 2	0- 0		0- 0		CONFERENCE	0- 2		9- 0		6- 0	
6- 0	0- 0		0- 0		HOME	0- 0		6- 0		4- 0	
3- 2	0- 0		0- 0		AWAY	0- 2		3- 0		2- 0	
0- 0	0- 0		0- 0		NEUTRAL	0- 0		0- 0		0- 0	

RPI	S	Opponent	Score
1	H	Notre Dame	65 78
18	N	Missouri	79 76
19	A	Iowa	97 104

RPI	S	Opponent	Score
43	A	Ball St.	81 93

RPI	S	Opponent	Score
54	N	Mercer	67 62
65	N	Tol edo	70 56
71	A	I ndi ana	71 73
81	A	UAB	61 79
96	A	Ri ce	58 73

RPI	S	Opponent	Score
113	H	Mi ddle Tenn.	57 43
157	A	Loui si ana Tech	74 64
172	A	Southern Ill.	75 49
175	N	Stetson	66 58
195	H	Southern Mi ss.	81 60
214	H	Fla. Atlantic	82 63
222	A	North Texas	79 65
283	H	Old Domini on	62 48
295	H	UTSA	73 38
302	H	FIU	101 47
319	A	Georgi a St.	74 63
334	A	Marshall	86 66
338	H	Mi ssi ssi ppi Val.	87 48
348	H	Evansville	92 54

LAST 12 Division I GAMES:

96	A	Ri ce	58 73	295	H	UTSA	73 38
283	H	Old Domini on	62 48	81	A	UAB	61 79
214	H	Fla. Atlantic	82 63	302	H	FIU	101 47
157	A	Louisiana Tech	74 64	195	H	Southern Mi ss.	81 60
222	A	North Texas	79 65	113	H	Mi ddle Tenn.	57 43
334	A	Marshall	86 66	43	A	Ball St.	81 93

Non-Div I Games: Lee

88 64

Western Ky.

Average RPI Win:	168	WON-LOST	WINNING	LAST 10	STRENGTH OF	OPP. STRENGTH	TEAM	ADJ.	CONF.	ADJ CONF.
Average RPI Loss:	35	RECORD	PCT. RANK	GAMES	SCHEDULE	OF SCHEDULE	RPI	RPI	RPI	RPI
DIV. I ONLY	18- 7	57	5- 5	71	48	52	52	4	4	
DIV. I NON-CONF.	12- 0	1	0- 0	157	143	17	17	5	5	

TOTALS	RPI 1-25	RPI 26-50	W-L RECORDS	RPI 51-100	RPI 101-999	RPI 201+				
18- 7	1- 3	0- 2	OVERALL	4- 2	13- 0	8- 0				
9- 4	0- 2	0- 0	HOME	0- 2	9- 0	7- 0				
5- 3	1- 1	0- 2	AWAY	1- 0	3- 0	1- 0				
4- 0	0- 0	0- 0	NEUTRAL	3- 0	1- 0	0- 0				
12- 0	1- 0	0- 0	NON-CONFERENCE	3- 0	8- 0	6- 0				
7- 0	0- 0	0- 0	HOME	0- 0	7- 0	6- 0				
1- 0	1- 0	0- 0	AWAY	0- 0	0- 0	0- 0				
4- 0	0- 0	0- 0	NEUTRAL	3- 0	1- 0	0- 0				
6- 7	0- 3	0- 2	CONFERENCE	1- 2	5- 0	2- 0				
2- 4	0- 2	0- 0	HOME	0- 2	2- 0	1- 0				
4- 3	0- 1	0- 2	AWAY	1- 0	3- 0	1- 0				
0- 0	0- 0	0- 0	NEUTRAL	0- 0	0- 0	0- 0				

RPI	S	Opponent	Score
7	H	Bayl or	72 83
9	A	Texas	58 79
9	H	Texas	55 73
17	A	Texas A&M	70 56

RPI	S	Opponent	Score
28	A	Okl ahoma	57 76
45	A	Okl ahoma St.	73 79

RPI	S	Opponent	Score
53	N	Virginia Tech	79 61
55	N	Drexel	75 42
60	A	TCU	87 82
60	H	TCU	74 76
84	H	Kansas St.	52 60
99	N	Butler	75 68

RPI	S	Opponent	Score
121	A	Iowa St.	69 59
121	H	Iowa St.	57 49
145	H	Pittsburgh	73 52
155	N	Radford	75 55
166	A	Kansas	74 54
218	H	Morehead St.	66 56
228	A	Texas Tech	74 60
228	H	Texas Tech	82 52
238	H	North Florida	87 59
265	H	Morgan St.	84 41
268	H	Sacramento St.	101 47
291	H	Central Conn. St.	102 52
303	H	Coppin St.	101 43

LAST 12 Division I GAMES:

228	A	Texas Tech	74 60	45	A	Okl ahoma St.	73 79
9	H	Texas	55 73	60	H	TCU	74 76
28	A	Okl ahoma	57 76	166	A	Kansas	74 54
7	H	Bayl or	72 83	121	H	Iowa St.	57 49
228	H	Texas Tech	82 52	84	H	Kansas St.	52 60
121	A	Iowa St.	69 59	9	A	Texas	58 79

Non-Div I Games:

West Virginia

Average RPI Win:	161	WON-LOST	WINNING	LAST 10	STRENGTH OF	OPP. STRENGTH	TEAM	ADJ.	CONF.	ADJ CONF.
Average RPI Loss:	34	RECORD	PCT. RANK	GAMES	SCHEDULE	OF SCHEDULE	RPI	RPI	RPI	RPI
DIV. I ONLY	16- 8	77	5- 5	51	45	53	53	1	1	
DIV. I NON-CONF.	11- 2	22	1- 0	162	131	49	49	1	1	

TOTALS	RPI 1-25	RPI 26-50	W-L RECORDS	RPI 51-100	RPI 101-999	RPI 201+				
16- 8	0- 4	2- 2	OVERALL	4- 2	10- 0	6- 0				
10- 3	0- 2	1- 1	HOME	2- 0	7- 0	4- 0				
5- 3	0- 2	1- 1	AWAY	1- 0	3- 0	2- 0				
1- 2	0- 0	0- 0	NEUTRAL	1- 2	0- 0	0- 0				
11- 2	0- 0	1- 0	NON-CONFERENCE	3- 2	7- 0	5- 0				
7- 0	0- 0	1- 0	HOME	1- 0	5- 0	3- 0				
3- 0	0- 0	0- 0	AWAY	1- 0	2- 0	2- 0				
1- 2	0- 0	0- 0	NEUTRAL	1- 2	0- 0	0- 0				
5- 6	0- 4	1- 2	CONFERENCE	1- 0	3- 0	1- 0				
3- 3	0- 2	0- 1	HOME	1- 0	2- 0	1- 0				
2- 3	0- 2	1- 1	AWAY	0- 0	1- 0	0- 0				
0- 0	0- 0	0- 0	NEUTRAL	0- 0	0- 0	0- 0				

RPI 1-25				RPI 26-50				RPI 51-100				Team's RPI : 53				RPI 101+			
RPI	S	Opponent	Score	RPI	S	Opponent	Score	RPI	S	Opponent	Score	RPI	S	Opponent	Score	RPI	S	Opponent	Score
4	A	Louisville	56 67	30	A	Virginia	52 61	52	N	West Virginia	61 79	102	A	North Carolina	90 74				
6	A	Florida St.	62 107	37	A	Syracuse	73 64	55	N	Drexel	79 67	145	H	Pittsburgh	89 66				
14	H	Duke	75 86	42	H	UCF	86 69	66	H	Georgia Tech	68 62	155	H	Radford	68 42				
22	H	NC State	51 68	44	H	Miami (FL)	78 82	91	H	Auburn	72 63	156	H	High Point	86 63				
								98	A	Chattanooga	64 44	207	H	Boston College	89 58				
								99	N	Butler	77 79	211	A	Illinois	96 49				
												290	H	USC Upstate	87 56				
												299	A	Monmouth	84 34				
												300	H	UMES	90 52				
												329	H	Wagner	99 32				

LAST 12 Division I GAMES:																			
102	A	North Carolina	90 74	6	A	Florida St.	62 107	145	H	Pittsburgh	89 66	4	A	Louisville	56 67				
37	A	Syracuse	73 64	44	H	Miami (FL)	78 82	207	H	Boston College	89 58	22	H	NC State	51 68				
42	H	UCF	86 69	30	A	Virginia	52 61	156	H	High Point	86 63								
44	H	Miami (FL)	78 82	14	H	Duke	75 86												

Non-Div I Games:

Virginia Tech

Average RPI Win: 211

Average RPI Loss: 37

WON-LOST
RECORDWINNING
PCT. RANKLAST 10
GAMESSTRENGTH OF
SCHEDULEOPP. STRENGTH
OF SCHEDULETEAM
RPIADJ.
RPICONF.
RPIADJ CONF.
RPIDIV. I ONLY
DIV. I NON-CONF.23- 2
13- 25
2010- 0
2- 0232
237159
16954
6554
6517
1617
16

TOTALS

RPI 1-25

RPI 26-50

W-L RECORDS

RPI 51-100

RPI 101-999

RPI 201+

23- 2

0- 1

1- 0

OVERALL

2- 1

20- 0

12- 0

11- 1

0- 1

0- 0

HOME

1- 0

10- 0

7- 0

11- 0

0- 0

1- 0

AWAY

1- 0

9- 0

4- 0

1- 1

0- 0

0- 0

NEUTRAL

0- 1

1- 0

1- 0

13- 2

0- 1

1- 0

NON-CONFERENCE

1- 1

11- 0

8- 0

6- 1

0- 1

0- 0

HOME

1- 0

5- 0

4- 0

6- 0

0- 0

1- 0

AWAY

0- 0

5- 0

3- 0

1- 1

0- 0

0- 0

NEUTRAL

0- 1

1- 0

1- 0

10- 0

0- 0

0- 0

CONFERENCE

1- 0

9- 0

4- 0

5- 0

0- 0

0- 0

HOME

0- 0

5- 0

3- 0

5- 0

0- 0

0- 0

AWAY

1- 0

4- 0

1- 0

0- 0

0- 0

0- 0

NEUTRAL

0- 0

0- 0

0- 0

RPI 1-25

RPI 26-50

RPI 51-100

Team's RPI: 54

RPI 101+

RPI	S	Opponent	Score
23	H	Georgia	54 72

RPI	S	Opponent	Score
42	A	UCF	73 64

RPI	S	Opponent	Score
51	N	Western Ky.	62 67
92	H	George Washington	61 44
98	A	Chattanooga	71 50

RPI	S	Opponent	Score
102	A	North Carolina	97 86
126	A	ETSU	85 65
159	H	Davidsen	69 54
162	A	Samford	73 59
162	H	Samford	48 45
186	A	Charlotte	90 74
188	A	Furman	86 64
188	H	Furman	65 53
214	A	Fla. Atlantic	66 55
221	H	UNCG	80 57
230	H	Howard	70 44
247	A	UNC Asheville	67 56
249	A	Campbell	58 57
284	N	VCU	70 54
304	A	Wofford	71 46
304	H	Wofford	80 39
312	H	Western Caro.	72 50
318	H	South Carolina St.	74 53
325	H	Ga. Southern	72 45
341	H	Winthrop	93 45

LAST 12 Division I GAMES:

162	H	Samford	48 45	221	H	UNCG	80 57
304	H	Wofford	80 39	162	A	Samford	73 59
188	H	Furman	65 53	188	A	Furman	86 64
98	A	Chattanooga	71 50	304	A	Wofford	71 46
126	A	ETSU	85 65	186	A	Charlotte	90 74
312	H	Western Caro.	72 50	102	A	North Carolina	97 86

Non-Div I Games:

Mercer

Loss,
 Non-Conf, S Site,
 H Home
A Away
 N Neutral

Average RPI Win: 199

Average RPI Loss: 59

WON-LOST
RECORDWINNING
PCT. RANKLAST 10
GAMESSTRENGTH OF
SCHEDULEOPP. STRENGTH
OF SCHEDULETEAM
RPIADJ.
RPICONF.
RPIADJ CONF.
RPIDIV. I ONLY
DIV. I NON-CONF.

18- 6

48

8- 2

124

133

55

55

10

10

8- 4

87

0- 0

187

101

88

88

12

12

TOTALS

RPI 1-25

RPI 26-50

W-L RECORDS

RPI 51-100

RPI 101-999

RPI 201+

18- 6

0- 0

0- 1

OVERALL

2- 5

16- 0

10- 0

10- 0

0- 0

0- 0

HOME

1- 0

9- 0

6- 0

7- 4

0- 0

0- 1

AWAY

0- 3

7- 0

4- 0

1- 2

0- 0

0- 0

NEUTRAL

1- 2

0- 0

0- 0

8- 4

0- 0

0- 1

NON-CONFERENCE

1- 3

7- 0

5- 0

4- 0

0- 0

0- 0

HOME

0- 0

4- 0

3- 0

3- 2

0- 0

0- 1

AWAY

0- 1

3- 0

2- 0

1- 2

0- 0

0- 0

NEUTRAL

1- 2

0- 0

0- 0

10- 2

0- 0

0- 0

CONFERENCE

1- 2

9- 0

5- 0

6- 0

0- 0

0- 0

HOME

1- 0

5- 0

3- 0

4- 2

0- 0

0- 0

AWAY

0- 2

4- 0

2- 0

0- 0

0- 0

0- 0

NEUTRAL

0- 0

0- 0

0- 0

RPI 1-25

RPI 26-50

RPI 51-100 Team's RPI: 55

RPI 101+

RPI S Opponent Score

RPI S Opponent Score

RPI S Opponent Score

RPI S Opponent Score

37 A Syracuse 62 72

52 N West Virginia 42 75

117 H Delaware 74 53

53 N Virginia Tech 67 79

130 H Bucknell I 63 54

57 A El on 58 70

137 A Northeastern 69 58

57 H El on 58 56

137 H Northeastern 58 50

77 A James Madi son 48 56

139 A William & Mary 65 58

79 A Penn St. 70 84

164 A Saint Joseph's 65 58

99 N Butler 76 62

233 H Lafayette 52 37

237 H La Salle 79 54

241 A Hofstra 58 47

241 H Hofstra 47 38

246 A Ni agara 66 65

257 A Col. of Charleston 80 53

259 H Towson 78 53

267 H Cornell 61 39

282 H UNCW 68 42

330 A Delaware St. 73 52

LAST 12 Division I GAMES:

57 A El on 58 70 137 A Northeastern 69 58

257 A Col. of Charleston 80 53 282 H UNCW 68 42

259 H Towson 78 53 77 A James Madi son 48 56

137 H Northeastern 58 50 139 A William & Mary 65 58

57 H El on 58 56 241 H Hofstra 47 38

241 A Hofstra 58 47 117 H Delaware 74 53

D
r
e
x
e
lD
r
e
x
e
l

Non-Div I Games:

Drexel

UC Davis

Average RPI Win: 200

Average RPI Loss: 91

WON-LOST RECORD

WINNING PCT. RANK

LAST 10 GAMES

STRENGTH OF SCHEDULE

OPP. STRENGTH OF SCHEDULE

TEAM RPI

ADJ. RPI

CONF. RPI

ADJ CONF. RPI

DIV. I ONLY

DIV. I NON-CONF.

20- 4

10- 3

14

51

9- 1

0- 1

188

153

140

63

56

52

56

52

21

20

21

20

TOTALS

RPI 1-25

RPI 26-50

W-L RECORDS

RPI 51-100

RPI 101-999

RPI 201+

20- 4

0- 0

0- 2

OVERALL

2- 1

18- 1

11- 1

11- 1

0- 0

0- 1

HOME

1- 0

10- 0

7- 0

8- 3

0- 0

0- 1

AWAY

1- 1

7- 1

4- 1

1- 0

0- 0

0- 0

NEUTRAL

0- 0

1- 0

0- 0

10- 3

0- 0

0- 2

NON-CONFERENCE

2- 1

8- 0

4- 0

5- 1

0- 0

0- 1

HOME

1- 0

4- 0

2- 0

4- 2

0- 0

0- 1

AWAY

1- 1

3- 0

2- 0

1- 0

0- 0

0- 0

NEUTRAL

0- 0

1- 0

0- 0

10- 1

0- 0

0- 0

CONFERENCE

0- 0

10- 1

7- 1

6- 0

0- 0

0- 0

HOME

0- 0

6- 0

5- 0

4- 1

0- 0

0- 0

AWAY

0- 0

4- 1

2- 1

0- 0

0- 0

0- 0

NEUTRAL

0- 0

0- 0

0- 0

RPI 1-25

RPI 26-50

RPI 51-100

Team's RPI: 56

RPI 101+

RPI S Opponent Score

RPI S Opponent Score

RPI S Opponent Score

RPI S Opponent Score

RPI S Opponent Score

42 H UCF 55 62

49 A Oregon St. 47 61

69 A Fordham 62 70

75 A Saint Mary's (CA) 74 50

85 H Washington St. 91 76

119 N Yale 71 61

138 H Portland St. 79 67

151 H San Francisco 72 55

154 A Cal Poly 80 76

154 H Cal Poly 85 77

173 A Pacific 90 58

174 A UC Irvine 76 67

202 A CSUN 71 75

202 H CSUN 72 46

204 A UC Santa Barbara 68 61

204 H UC Santa Barbara 69 63

219 A Seattle U 79 53

227 H Pepperdine 69 64

232 H UC Riverside 74 63

253 H Hawaii 76 52

268 H Sacramento St. 79 72

313 H Cal St. Fullerton 67 53

323 A Southern Utah 85 59

326 A Long Beach St. 83 71

LAST 12 Division I GAMES:

202 H CSUN 72 46

154 H Cal Poly 85 77

202 A CSUN 71 75

326 A Long Beach St. 83 71

204 H UC Santa Barbara 69 63

313 H Cal St. Fullerton 67 53

154 A Cal Poly 80 76

204 A UC Santa Barbara 68 61

232 H UC Riverside 74 63

253 H Hawaii 76 52

174 A UC Irvine 76 67

69 A Fordham 62 70

Non-Div I Games:

UC Davis

Loss, Non-Conf, S Site, H Home A Away N Neutral

Page 56

Average RPI Win:	190	WON-LOST	WINNING	LAST 10	STRENGTH OF	OPP. STRENGTH	TEAM	ADJ.	CONF.	ADJ CONF.
Average RPI Loss:	76	RECORD	PCT. RANK	GAMES	SCHEDULE	OF SCHEDULE	RPI	RPI	RPI	RPI
DIV. I ONLY	15- 7	68	7- 3	92	130	57	57	10	10	
DIV. I NON-CONF.	7- 3	74	0- 0	165	85	64	64	12	12	

TOTALS	RPI 1-25	RPI 26-50	W-L RECORDS	RPI 51-100	RPI 101-999	RPI 201+				
15- 7	0- 2	1- 0	OVERALL	3- 2	11- 3	8- 0				
9- 0	0- 0	0- 0	HOME	2- 0	7- 0	5- 0				
5- 6	0- 0	1- 0	AWAY	0- 0	4- 0	3- 0				
1- 1	0- 1	0- 0	NEUTRAL	1- 0	0- 0	0- 0				
7- 3	0- 2	1- 0	NON-CONFERENCE	1- 0	5- 1	4- 0				
3- 0	0- 0	0- 0	HOME	0- 0	3- 0	3- 0				
3- 2	0- 1	1- 0	AWAY	0- 0	2- 1	1- 0				
1- 1	0- 1	0- 0	NEUTRAL	1- 0	0- 0	0- 0				
8- 4	0- 0	0- 0	CONFERENCE	2- 2	6- 2	4- 0				
6- 0	0- 0	0- 0	HOME	2- 0	4- 0	2- 0				
2- 4	0- 0	0- 0	AWAY	0- 2	2- 2	2- 0				
0- 0	0- 0	0- 0	NEUTRAL	0- 0	0- 0	0- 0				

RPI 1-25				RPI 26-50				RPI 51-100				RPI 101+			
RPI	S	Opponent	Score	RPI	S	Opponent	Score	RPI	S	Opponent	Score	RPI	S	Opponent	Score
19	N	Iowa	61 74	42	A	UCF	71 57	55	A	Drexel	56 58	101	A	Wake Forest	51 53
22	A	NC State	57 70					55	H	Drexel	70 58	117	A	Delaware	66 80
								77	A	James Madison	67 70	117	H	Delaware	64 51
								77	H	James Madison	50 43	137	H	Northeastern	78 71
								100	N	Alabama	60 55	139	A	William & Mary	75 81
												159	A	Davidson	75 58
												206	H	Hampton	82 59
												217	A	N.C. A&T	90 59
												257	A	Col. of Charleston	77 55
												259	A	Towson	71 45
												259	H	Towson	84 61
												282	H	UNCW	75 67
												335	H	N.C. Central	78 50
												341	H	Winthrop	98 37
LAST 12 Division I GAMES:															
55	H	Drexel	70 58	259	H	Towson	84 61								
77	H	James Madison	50 43	139	A	William & Mary	75 81								
257	A	Col. of Charleston	77 55	77	A	James Madison	67 70								
259	A	Towson	71 45	137	H	Northeastern	78 71								
55	A	Drexel	56 58	117	A	Delaware	66 80								
117	H	Delaware	64 51	282	H	UNCW	75 67								

Non-Div I Games: Coker

106 54

Elon

Average RPI	Win:	152	WON-LOST	WINNING	LAST 10	STRENGTH OF	OPP. STRENGTH	TEAM	ADJ.	CONF.	ADJ CONF.
Average RPI	Loss:	48	RECORD	PCT. RANK	GAMES	SCHEDULE	OF SCHEDULE	RPI	RPI	RPI	RPI
DIV. I ONLY		17- 7		60	8- 2	62	39	58	58	3	3
DIV. I NON-CONF.		9- 4		82	0- 1	224	62	132	132	4	4
<hr/>											
TOTALS	RPI 1-25		RPI 26-50		W-L RECORDS	RPI 51-100		RPI 101-999		RPI 201+	
17- 7	3- 3		2- 2		OVERALL	2- 1		10- 1		7- 0	
8- 6	1- 2		1- 2		HOME	1- 1		5- 1		4- 0	
8- 0	2- 0		1- 0		AWAY	1- 0		4- 0		2- 0	
1- 1	0- 1		0- 0		NEUTRAL	0- 0		1- 0		1- 0	
9- 4	0- 1		0- 1		NON-CONFERENCE	2- 1		7- 1		5- 0	
5- 3	0- 0		0- 1		HOME	1- 1		4- 1		3- 0	
3- 0	0- 0		0- 0		AWAY	1- 0		2- 0		1- 0	
1- 1	0- 1		0- 0		NEUTRAL	0- 0		1- 0		1- 0	
8- 3	3- 2		2- 1		CONFERENCE	0- 0		3- 0		2- 0	
3- 3	1- 2		1- 1		HOME	0- 0		1- 0		1- 0	
5- 0	2- 0		1- 0		AWAY	0- 0		2- 0		1- 0	
0- 0	0- 0		0- 0		NEUTRAL	0- 0		0- 0		0- 0	

RPI	S	Opponent	Score	RPI	S	Opponent	Score	RPI	S	Opponent	Score	RPI	S	Opponent	Score
5	H	Ohio St.	61 73	35	H	Michigan	64 69	85	H	Washington St.	61 73	140	H	Clemson	66 67
15	H	Maryland	57 64	38	H	Creighton	49 64	88	A	Drake	89 84	142	H	SIUE	62 53
19	A	Iowa	92 74	40	H	Purdue	75 51	94	H	Arkansas	80 69	166	A	Kansas	66 49
19	H	Iowa	74 65	47	A	Minnesota	79 74					185	A	Northwestern	69 59
20	A	Rutgers	52 42									211	A	Illinois	80 72
21	N	Buffalo	72 82									211	H	Illinois	62 47
<hr/>															
Team's RPI: 58															
<hr/>															
LAST 12 Division I GAMES:															
15	H	Maryland	57 64	35	H	Michigan	64 69	211	A	Illinois	80 72	254	A	San Jose St.	81 55
211	H	Illinois	62 47	185	A	Northwestern	69 59	266	H	UMKC	80 60	275	N	Coastal Caro.	55 47
19	A	Iowa	92 74	47	A	Minnesota	79 74	336	H	Ark.-Pine Bluff	73 52				
40	H	Purdue	75 51	5	H	Ohio St.	61 73								
20	A	Rutgers	52 42	85	H	Washington St.	61 73								
19	H	Iowa	74 65												

Non-Div I Games:

Nebraska

Average RPI Win:	203	WON-LOST	WINNING	LAST 10	STRENGTH OF	OPP. STRENGTH	TEAM	ADJ.	CONF.	ADJ CONF.
Average RPI Loss:	86	RECORD	PCT. RANK	GAMES	SCHEDULE	OF SCHEDULE	RPI	RPI	RPI	RPI
DIV. I ONLY	20- 4	14	10- 0	209	139	59	59	15	15	
DIV. I NON-CONF.	7- 4	102	0- 0	206	112	97	97	18	18	

TOTALS	RPI 1-25	RPI 26-50	W-L RECORDS	RPI 51-100	RPI 101-999	RPI 201+				
20- 4	0- 1	0- 0	OVERALL	2- 1	18- 2	9- 0				
11- 0	0- 0	0- 0	HOME	2- 0	9- 0	3- 0				
9- 3	0- 0	0- 0	AWAY	0- 1	9- 2	6- 0				
0- 1	0- 1	0- 0	NEUTRAL	0- 0	0- 0	0- 0				
7- 4	0- 1	0- 0	NON-CONFERENCE	1- 1	6- 2	3- 0				
4- 0	0- 0	0- 0	HOME	1- 0	3- 0	1- 0				
3- 3	0- 0	0- 0	AWAY	0- 1	3- 2	2- 0				
0- 1	0- 1	0- 0	NEUTRAL	0- 0	0- 0	0- 0				
13- 0	0- 0	0- 0	CONFERENCE	1- 0	12- 0	6- 0				
7- 0	0- 0	0- 0	HOME	1- 0	6- 0	2- 0				
6- 0	0- 0	0- 0	AWAY	0- 0	6- 0	4- 0				
0- 0	0- 0	0- 0	NEUTRAL	0- 0	0- 0	0- 0				

American

American

RPI 1-25				RPI 26-50				RPI 51-100 Team's RPI: 59				RPI 101+			
RPI	S	Opponent	Score	RPI	S	Opponent	Score	RPI	S	Opponent	Score	RPI	S	Opponent	Score
25	N	Villanova	60 65					79	H	Penn St.	75 66	108	A	George Mason	53 71
								82	H	Navy	46 41	117	A	Delaware	56 72
								92	A	George Washington	44 61	130	H	Bucknell	68 58
												163	A	Lehigh	60 44
												163	H	Lehigh	82 64
												171	A	Tulsa	72 67
												179	A	Army West Point	64 46
												179	H	Army West Point	71 63
												181	H	Denver	66 53
												190	H	Youngstown St.	78 72
												198	H	Boston U.	66 50
												233	A	Lafayette	74 67
												234	A	Loyola Maryland	71 58
												234	H	Loyola Maryland	69 56
												237	H	La Salle	66 48
												245	A	Holy Cross	68 63
												274	A	Vermont	64 62
												278	A	Colgate	77 55
												278	H	Colgate	67 44
												328	A	UMBC	61 48

								LAST 12 Division I GAMES:							
								163	A	Lehigh	60 44	198	H	Boston U.	66 50
								234	H	Loyola Maryland	69 56	163	H	Lehigh	82 64
								179	H	Army West Point	71 63	234	A	Loyola Maryland	71 58
								278	H	Colgate	67 44	179	A	Army West Point	64 46
								245	A	Holy Cross	68 63	82	H	Navy	46 41
								233	A	Lafayette	74 67	278	A	Colgate	77 55

Non-Div I Games:

American

Average RPI Win: 160		WON-LOST	WINNING	LAST 10	STRENGTH OF	OPP. STRENGTH	TEAM	ADJ.	CONF.	ADJ CONF.
Average RPI Loss: 55		RECORD	PCT. RANK	GAMES	SCHEDULE	OF SCHEDULE	RPI	RPI	RPI	RPI
DIV. I ONLY		16- 8	77	7- 3	66	51	60	60	4	4
DIV. I NON-CONF.		9- 2	34	0- 0	200	204	80	80	5	5

TOTALS		RPI 1-25		RPI 26-50	W-L RECORDS		RPI 51-100	RPI 101-999		RPI 201+
16- 8		1- 3		1- 2	OVERALL		3- 1	11- 2		5- 0
10- 3		1- 0		1- 1	HOME		1- 1	7- 1		4- 0
4- 5		0- 3		0- 1	AWAY		2- 0	2- 1		0- 0
2- 0		0- 0		0- 0	NEUTRAL		0- 0	2- 0		1- 0
9- 2		0- 1		0- 0	NON-CONFERENCE		1- 0	8- 1		4- 0
6- 1		0- 0		0- 0	HOME		1- 0	5- 1		3- 0
1- 1		0- 1		0- 0	AWAY		0- 0	1- 0		0- 0
2- 0		0- 0		0- 0	NEUTRAL		0- 0	2- 0		1- 0
7- 6		1- 2		1- 2	CONFERENCE		2- 1	3- 1		1- 0
4- 2		1- 0		1- 1	HOME		0- 1	2- 0		1- 0
3- 4		0- 2		0- 1	AWAY		2- 0	1- 1		0- 0
0- 0		0- 0		0- 0	NEUTRAL		0- 0	0- 0		0- 0

RPI	S	Opponent	Score	RPI	S	Opponent	Score	RPI	S	Opponent	Score	RPI	S	Opponent	Score
7	A	Bayl or	63 83	28	A	Okl ahoma	71 84	52	A	West Vi rgi ni a	76 74	119	H	Yale	72 82
9	A	Texas	65 92	28	H	Okl ahoma	62 58	52	H	West Vi rgi ni a	82 87	121	A	Iowa St.	75 52
9	H	Texas	79 77	45	H	Okl ahoma St.	54 71	84	A	Kansas St.	68 63	147	N	Idaho	86 76
17	A	Texas A&M	58 71					100	H	Al abama	88 67	153	H	Texas St.	82 58
												166	A	Kansas	77 86
												166	H	Kansas	76 66
												191	A	SMU	64 58
												196	H	Oral Roberts	72 58
												206	H	Hampton	90 68
												228	H	Texas Tech	93 72
												279	N	Arizona	68 59
												294	H	Southeastern La.	112 62
												311	H	Northwestern St.	89 51

LAST 12 Di vi si on I GAMES:															
7	A	Bayl or	63 83	166	H	Kansas	76 66								
45	H	Okl ahoma St.	54 71	52	A	West Vi rgi ni a	76 74								
9	A	Texas	65 92	9	H	Texas	79 77								
121	A	Iowa St.	75 52	228	H	Texas Tech	93 72								
28	H	Okl ahoma	62 58	28	A	Okl ahoma	71 84								
84	A	Kansas St.	68 63	166	A	Kansas	77 86								

Non-Di v I Games:

TCU

Average RPI	Win:	122	WON-LOST	WINNING	LAST 10	STRENGTH OF	OPP. STRENGTH	TEAM	ADJ.	CONF.	ADJ CONF.
Average RPI	Loss:	68	RECORD	PCT. RANK	GAMES	SCHEDULE	OF SCHEDULE	RPI	RPI	RPI	RPI
DIV. I ONLY		14- 11		141	2- 4	16	54	61	61	6	6
DIV. I NON-CONF.		7- 4		102	0- 1	5	89	32	32	6	6

TOTALS	RPI 1-25		RPI 26-50		W-L RECORDS	RPI 51-100		RPI 101-999		RPI 201+	
14- 11	1- 4		2- 3		OVERALL	4- 1		7- 3		3- 0	
9- 3	1- 1		1- 0		HOME	2- 1		5- 1		2- 0	
4- 6	0- 2		1- 2		AWAY	2- 0		1- 2		1- 0	
1- 2	0- 1		0- 1		NEUTRAL	0- 0		1- 0		0- 0	
7- 4	0- 2		1- 1		NON-CONFERENCE	2- 1		4- 0		1- 0	
4- 2	0- 1		0- 0		HOME	1- 1		3- 0		1- 0	
2- 0	0- 0		1- 0		AWAY	1- 0		0- 0		0- 0	
1- 2	0- 1		0- 1		NEUTRAL	0- 0		1- 0		0- 0	
7- 7	1- 2		1- 2		CONFERENCE	2- 0		3- 3		2- 0	
5- 1	1- 0		1- 0		HOME	1- 0		2- 1		1- 0	
2- 6	0- 2		0- 2		AWAY	1- 0		1- 2		1- 0	
0- 0	0- 0		0- 0		NEUTRAL	0- 0		0- 0		0- 0	

RPI 1-25				RPI 26-50				RPI 51-100				RPI 101+			
RPI	S	Opponent	Score	RPI	S	Opponent	Score	RPI	S	Opponent	Score	RPI	S	Opponent	Score
16	N	South Carolina	58 76	29	N	South Fla.	59 68	69	H	Fordham	64 67	106	A	Seton Hall	57 62
21	H	Buffalo	72 73	32	A	Marquette	72 74	77	H	James Madison	81 64	109	N	Western Mich.	76 48
24	A	DePaul	67 76	38	A	Creighton	39 53	83	A	Albany (NY)	71 66	122	H	Georgetown	64 41
25	A	Villanova	52 69	38	H	Creighton	72 65	99	A	Butler	73 55	139	H	William & Mary	92 81
25	H	Villanova	70 64	44	A	Miami (FL)	74 64	99	H	Butler	76 38	166	H	Kansas	65 53

Team's RPI: 61															
LAST 12 Division I GAMES:															
29	N	South Fla.	59 68	106	A	Seton Hall	57 62								
25	A	Villanova	52 69	25	H	Villanova	70 64								
212	H	Xavier	70 36	122	H	Georgetown	64 41								
99	H	Butler	76 38	99	A	Butler	73 55								
193	A	Providence	68 70	212	A	Xavier	67 63								
38	A	Creighton	39 53	38	H	Creighton	72 65								

Non-Div I Games:

St. John's (NY)

Average RPI Win:	172	WON-LOST	WINNING	LAST 10	STRENGTH OF	OPP. STRENGTH	TEAM	ADJ.	CONF.	ADJ CONF.
Average RPI Loss:	31	RECORD	PCT. RANK	GAMES	SCHEDULE	OF SCHEDULE	RPI	RPI	RPI	RPI
DIV. I ONLY	14- 11	141	3- 7	23	35	62	62	3	3	
DIV. I NON-CONF.	10- 3	51	0- 0	88	67	39	39	4	4	

TOTALS	RPI 1-25	RPI 26-50	W-L RECORDS	RPI 51-100	RPI 101-999	RPI 201+				
14- 11	1- 6	1- 3	OVERALL	2- 2	10- 0	6- 0				
7- 4	0- 3	0- 0	HOME	1- 1	6- 0	3- 0				
5- 6	1- 2	0- 3	AWAY	1- 1	3- 0	2- 0				
2- 1	0- 1	1- 0	NEUTRAL	0- 0	1- 0	1- 0				
10- 3	0- 2	1- 1	NON-CONFERENCE	1- 0	8- 0	5- 0				
6- 0	0- 0	0- 0	HOME	1- 0	5- 0	3- 0				
2- 2	0- 1	0- 1	AWAY	0- 0	2- 0	1- 0				
2- 1	0- 1	1- 0	NEUTRAL	0- 0	1- 0	1- 0				
4- 8	1- 4	0- 2	CONFERENCE	1- 2	2- 0	1- 0				
1- 4	0- 3	0- 0	HOME	0- 1	1- 0	0- 0				
3- 4	1- 1	0- 2	AWAY	1- 1	1- 0	1- 0				
0- 0	0- 0	0- 0	NEUTRAL	0- 0	0- 0	0- 0				

RPI 1-25				RPI 26-50				RPI 51-100				Team's RPI: 62				RPI 101+			
RPI	S	Opponent	Score	RPI	S	Opponent	Score	RPI	S	Opponent	Score	RPI	S	Opponent	Score	RPI	S	Opponent	Score
1	A	Notre Dame	59 90	29	N	South Fla.	83 73	64	H	Qui nni pi ac	74 55	109	H	Western Mi ch.	65 62				
2	N	UConn	62 96	35	A	Mi chi gan	48 74	71	A	Indi ana	68 46	126	A	ETSU	83 74				
5	A	Ohio St.	62 78	44	A	Mi ami (FL)	57 67	71	H	Indi ana	65 69	136	H	Robert Morris	100 58				
15	A	Maryl and	82 68	47	A	Mi nnesota	77 83	79	A	Penn St.	59 74	185	H	Northwestern	81 51				
15	H	Maryl and	68 76									211	A	Illi noi s	67 55				
19	H	Iowa	68 71									216	H	Oakl and	95 63				
20	H	Rutgers	58 61									257	H	Col. of Charleston	107 43				
												316	A	Detroit Mercy	97 60				
												333	H	Rhode Isl and	82 38				
												338	N	Mi ssi ssi ppi Val.	83 64				
LAST 12 Di vi si on I GAMES:																			
15	H	Maryl and	68 76	211	A	Illi noi s	67 55	15	A	Maryl and	82 68								
79	A	Penn St.	59 74	47	A	Mi nnesota	77 83	15	A	Maryl and	82 68								
19	H	Iowa	68 71	185	H	Northwestern	81 51	47	A	Mi nnesota	77 83								
5	A	Ohio St.	62 78	20	H	Rutgers	58 61	185	H	Northwestern	81 51								
35	A	Mi chi gan	48 74	71	A	Indi ana	65 69	20	H	Rutgers	58 61								
71	H	Indi ana	65 69					71	A	Indi ana	68 46								

Non-Di v I Games:

Michigan St.

Average RPI Win:	166	WON-LOST	WINNING	LAST 10	STRENGTH OF	OPP. STRENGTH	TEAM	ADJ.	CONF.	ADJ CONF.
Average RPI Loss:	108	RECORD	PCT. RANK	GAMES	SCHEDULE	OF SCHEDULE	RPI	RPI	RPI	RPI
DIV. I ONLY	19- 7	56	6- 4	132	76	63	63	8	8	
DIV. I NON-CONF.	11- 3	46	0- 0	127	94	37	37	7	7	

TOTALS	RPI 1-25	RPI 26-50	W-L RECORDS	RPI 51-100	RPI 101-999	RPI 201+				
19- 7	0- 3	0- 0	OVERALL	1- 0	18- 4	4- 2				
9- 2	0- 1	0- 0	HOME	0- 0	9- 1	3- 0				
7- 5	0- 2	0- 0	AWAY	0- 0	7- 3	1- 2				
3- 0	0- 0	0- 0	NEUTRAL	1- 0	2- 0	0- 0				
11- 3	0- 2	0- 0	NON-CONFERENCE	1- 0	10- 1	4- 1				
5- 0	0- 0	0- 0	HOME	0- 0	5- 0	3- 0				
3- 3	0- 2	0- 0	AWAY	0- 0	3- 1	1- 1				
3- 0	0- 0	0- 0	NEUTRAL	1- 0	2- 0	0- 0				
8- 4	0- 1	0- 0	CONFERENCE	0- 0	8- 3	0- 1				
4- 2	0- 1	0- 0	HOME	0- 0	4- 1	0- 0				
4- 2	0- 0	0- 0	AWAY	0- 0	4- 2	0- 1				
0- 0	0- 0	0- 0	NEUTRAL	0- 0	0- 0	0- 0				

RPI 1-25				RPI 26-50				RPI 51-100 Team's RPI: 63				RPI 101+			
RPI	S	Opponent	Score	RPI	S	Opponent	Score	RPI	S	Opponent	Score	RPI	S	Opponent	Score
2	H	UConn	35 95					87	N	Liberty	75 68	105	A	Tulane	98 92
17	A	Texas A&M	65 83									105	H	Tulane	72 48
20	A	Rutgers	57 75									108	H	George Mason	82 73
												111	N	Milwaukee	74 59
												126	H	ETSU	88 69
												133	H	Cincinnati	82 88
												137	N	Northeastern	72 64
												153	A	Texas St.	72 67
												158	A	Wichita St.	73 62
												158	H	Wichita St.	73 55
												171	A	Tulsa	77 83
												178	A	UT Arlington	62 58
												183	A	Temple	99 75
												191	A	SMU	85 75
												191	H	SMU	60 56
												191	H	Memphis	66 55
												207	A	Boston College	74 79
												208	H	Columbia	77 53
												209	A	East Carolina	78 80
												226	A	New Orleans	78 66
												228	H	Texas Tech	79 75
												314	H	Incarnate Word	98 67
LAST 12 Division I GAMES:															
171	A	Tulsa	77 83	183	A	Temple	99 75								
191	H	Memphis	66 55	2	H	UConn	35 95								
158	A	Wichita St.	73 62	133	H	Cincinnati	82 88								
105	H	Tulane	72 48	105	A	Tulane	98 92								
191	H	SMU	60 56	158	H	Wichita St.	73 55								
209	A	East Carolina	78 80	191	A	SMU	85 75								

Non-Div I Games:

Houston

Loss,
Non-Conf,
S Site,
H Home
A Away
N Neutral

RPI

RPI 1-25			
RPI	S	Opponent	Score
5	A	Ohi o St.	63 95
18	N	Mi ssouri	51 66
19	A	Iowa	67 83

RPI 26-50			
RPI	S	Opponent	Score
26	A	Central Mi ch.	84 70
31	H	Northern Colo.	60 49
34	H	Pri nceton	46 60
46	H	Dayton	72 66

RPI 51-100			
RPI	S	Opponent	Score
62	A	Mi chi gan St.	55 74

Team's RPI: 64			
RPI	S	Opponent	Score
169	H	Mari st	62 56
193	H	Provi dence	62 36
197	H	Si ena	68 54
201	A	Richmond	81 65
206	A	Hampton	64 58
246	A	Ni agara	84 55
246	H	Niagara	77 61
248	A	Manhattan	80 64
258	A	Fai rfi el d	58 39
258	H	Fai rfi el d	77 45
269	H	Ri der	73 66
285	A	Cani si us	84 55
285	H	Cani si us	64 39
299	A	Monmouth	76 55
340	A	Iona	74 38
340	H	Iona	90 47
345	H	Saint Peter' s	86 39

LAST 12 Di vi si on I GAMES:			
285	H	Cani si us	64 39
340	H	Iona	90 47
258	A	Fai rfi el d	58 39
246	A	Ni agara	84 55
285	A	Cani si us	84 55
258	H	Fai rfi el d	77 45
299	A	Monmouth	76 55
269	H	Ri der	73 66
345	H	Saint Peter' s	86 39
169	H	Mari st	62 56
340	A	Iona	74 38
246	H	Niagara	77 61

Average RPI Win: 159	WON-LOST RECORD	WINNING PCT. RANK	LAST 10 GAMES	STRENGTH OF SCHEDULE	OPP. STRENGTH OF SCHEDULE	TEAM RPI	ADJ. RPI	CONF. RPI	ADJ CONF. RPI
Average RPI Loss: 70									

DIV. I ONLY	15- 10	114	1- 4	46	90	65	65	7	7
DIV. I NON-CONF.	9- 3	61	1- 1	63	152	31	31	8	8

TOTALS	RPI 1-25	RPI 26-50	W-L RECORDS	RPI 51-100	RPI 101-999	RPI 201+			
15- 10	0- 3	2- 1	OVERALL	2- 4	11- 2	5- 0			
9- 2	0- 1	2- 0	HOME	2- 0	5- 1	1- 0			
5- 7	0- 2	0- 1	AWAY	0- 3	5- 1	4- 0			
1- 1	0- 0	0- 0	NEUTRAL	0- 1	1- 0	0- 0			
9- 3	0- 1	1- 0	NON-CONFERENCE	1- 2	7- 0	3- 0			
5- 0	0- 0	1- 0	HOME	1- 0	3- 0	0- 0			
3- 2	0- 1	0- 0	AWAY	0- 1	3- 0	3- 0			
1- 1	0- 0	0- 0	NEUTRAL	0- 1	1- 0	0- 0			
6- 7	0- 2	1- 1	CONFERENCE	1- 2	4- 2	2- 0			
4- 2	0- 1	1- 0	HOME	1- 0	2- 1	1- 0			
2- 5	0- 1	0- 1	AWAY	0- 2	2- 1	1- 0			
0- 0	0- 0	0- 0	NEUTRAL	0- 0	0- 0	0- 0			

RPI 1-25					RPI 26-50					RPI 51-100					Team's RPI: 65					RPI 101+				
RPI	S	Opponent	Score		RPI	S	Opponent	Score		RPI	S	Opponent	Score		RPI	S	Opponent	Score		RPI	S	Opponent	Score	
4	A	Louisville	55	90	26	A	Central Mich.	47	85	51	N	Western Ky.	56	70	109	A	Western Mich.	78	73					
21	A	Buffalo	69	87	43	H	Ball St.	72	66	67	A	Duquesne	54	73	123	H	Saint Francis (PA)	74	66					
21	H	Buffalo	73	84	46	H	Dayton	68	50	70	H	Maine	65	64	127	H	Cleveland St.	65	56					
										76	A	Ohio	61	78	128	H	Northern Ill.	63	60					
										76	H	Ohio	75	57	143	H	Kent St.	55	62					
										93	A	Miami (OH)	58	67	160	H	Louisiana	79	55					
															177	N	Southern U.	81	76					
															200	A	Eastern Mich.	57	70					
															203	A	Bowling Green	77	67					
															223	H	Akron	60	54					
															242	A	St. Bonaventure	58	39					
															316	A	Detroit Mercy	81	64					
															340	A	Iona	74	57					

LAST 12 Division I GAMES:																								
160	H	Louisiana	79	55	203	A	Bowling Green	77	67	143	H	Kent St.	55	62										
4	A	Louisville	55	90	21	A	Buffalo	69	87	43	H	Ball St.	72	66										
26	A	Central Mich.	47	85	128	H	Northern Ill.	63	60	76	H	Ohio	75	57										
93	A	Miami (OH)	58	67																				
21	H	Buffalo	73	84																				
109	A	Western Mich.	78	73																				

Non-Div I Games:

Toledo

Average RPI Win:	182	WON-LOST	WINNING	LAST 10	STRENGTH OF	OPP. STRENGTH	TEAM	ADJ.	CONF.	ADJ CONF.
Average RPI Loss:	34	RECORD	PCT. RANK	GAMES	SCHEDULE	OF SCHEDULE	RPI	RPI	RPI	RPI
DIV. I ONLY	15- 10	114	3- 7	31	64	66	66	1	1	
DIV. I NON-CONF.	11- 2	22	0- 0	70	240	26	26	1	1	

TOTALS	RPI 1-25	RPI 26-50	W-L RECORDS	RPI 51-100	RPI 101-999	RPI 201+				
15- 10	0- 6	2- 2	OVERALL	1- 1	12- 1	6- 0				
11- 3	0- 2	1- 1	HOME	0- 0	10- 0	5- 0				
3- 6	0- 3	1- 1	AWAY	0- 1	2- 1	1- 0				
1- 1	0- 1	0- 0	NEUTRAL	1- 0	0- 0	0- 0				
11- 2	0- 2	2- 0	NON-CONFERENCE	1- 0	8- 0	5- 0				
8- 0	0- 0	1- 0	HOME	0- 0	7- 0	4- 0				
2- 1	0- 1	1- 0	AWAY	0- 0	1- 0	1- 0				
1- 1	0- 1	0- 0	NEUTRAL	1- 0	0- 0	0- 0				
4- 8	0- 4	0- 2	CONFERENCE	0- 1	4- 1	1- 0				
3- 3	0- 2	0- 1	HOME	0- 0	3- 0	1- 0				
1- 5	0- 2	0- 1	AWAY	0- 1	1- 1	0- 0				
0- 0	0- 0	0- 0	NEUTRAL	0- 0	0- 0	0- 0				

RPI 1-25				RPI 26-50				RPI 51-100				RPI 101+			
RPI	S	Opponent	Score	RPI	S	Opponent	Score	RPI	S	Opponent	Score	RPI	S	Opponent	Score
1	H	Notre Dame	54 77	30	H	Virginia	56 62	53	A	Virginia Tech	62 68	101	H	Wake Forest	79 67
4	H	Louisville	71 74	34	A	Princeton	67 56	78	N	Penn	69 55	113	H	Middle Tenn.	48 45
7	N	Baylor	57 80	37	A	Syracuse	77 88					140	A	Clemson	60 48
14	A	Duke	59 77	40	H	Purdue	68 55					140	H	Clemson	66 33
22	A	NC State	43 56									145	A	Pittsburgh	62 68
23	A	Georgia	53 60									178	H	UT Arlington	80 52
												195	H	Southern Miss.	63 44
												207	H	Boston College	67 43
												272	A	Appalachian St.	75 41
												287	H	Kennesaw St.	86 48
												306	H	Charleston So.	78 51
												318	H	South Carolina St.	86 40
												319	H	Georgia St.	75 51
LAST 12 Division I GAMES:															
207	H	Boston College	67 43	145	A	Pittsburgh	62 68								
140	A	Clemson	60 48	22	A	NC State	43 56								
14	A	Duke	59 77	1	H	Notre Dame	54 77								
30	H	Virginia	56 62	37	A	Syracuse	77 88								
53	A	Virginia Tech	62 68	140	H	Clemson	66 33								
101	H	Wake Forest	79 67	4	H	Louisville	71 74								

Non-Div I Games:

Georgia Tech

D
u
q
u
e
s
n
e

Duquesne				Through Games Of Feb. 10, 2018							
Average RPI	Win:	193	WON-LOST	WINNING	LAST 10	STRENGTH OF	OPP. STRENGTH	TEAM	ADJ.	CONF.	ADJ CONF.
Average RPI	Loss:	105	RECORD	PCT. RANK	GAMES	SCHEDULE	OF SCHEDULE	RPI	RPI	RPI	RPI
DIV. I ONLY			20- 5	26	8- 2	199	101	67	67	12	12
DIV. I NON-CONF.			10- 3	51	0- 0	179	46	57	57	10	10

TOTALS		RPI 1-25		RPI 26-50		W-L RECORDS		RPI 51-100		RPI 101-999	RPI 201+
20- 5		0- 1		2- 1		OVERALL		2- 0		16- 3	10- 0
11- 1		0- 0		1- 0		HOME		1- 0		9- 1	7- 0
8- 3		0- 0		1- 1		AWAY		1- 0		6- 2	2- 0
1- 1		0- 1		0- 0		NEUTRAL		0- 0		1- 0	1- 0
10- 3		0- 1		2- 0		NON-CONFERENCE		1- 0		7- 2	5- 0
6- 0		0- 0		1- 0		HOME		1- 0		4- 0	3- 0
3- 2		0- 0		1- 0		AWAY		0- 0		2- 2	1- 0
1- 1		0- 1		0- 0		NEUTRAL		0- 0		1- 0	1- 0
10- 2		0- 0		0- 1		CONFERENCE		1- 0		9- 1	5- 0
5- 1		0- 0		0- 0		HOME		0- 0		5- 1	4- 0
5- 1		0- 0		0- 1		AWAY		1- 0		4- 0	1- 0
0- 0		0- 0		0- 0		NEUTRAL		0- 0		0- 0	0- 0

RPI 1-25				RPI 26-50				RPI 51-100				RPI 101+			
RPI	S	Opponent	Score	RPI	S	Opponent	Score	RPI	S	Opponent	Score	RPI	S	Opponent	Score
2	N	UConn	52 104	26	H	Central Mich.	64 61	65	H	Toledo	73 54	108	H	George Mason	71 64
				30	A	Virginia	74 63	92	A	George Washington	54 53	123	H	Saint Francis (PA)	87 68
				46	A	Dayton	70 79					126	A	ETSU	77 81
												145	A	Pittsburgh	66 53
												159	A	Dav idson	79 54
												164	A	Saint Joseph's	61 42
												164	H	Saint Joseph's	50 69
												186	A	Char lotte	72 75
												201	A	Richmond	78 70
												217	N	N. C. A&T	73 60
												223	H	Akron	66 60
												237	H	La Salle	78 50
												242	H	St. Bonaventure	73 59
												284	A	VCU	70 51
												284	H	VCU	80 71
												286	H	Massachusetts	60 57
												291	H	Central Conn. St.	83 58
												340	H	Iona	80 59
												341	A	Winthrop	81 54

LAST 12 Division I GAMES:															
164	H	Saint Joseph's	50 69	108	H	George Mason	71 64								
284	H	VCU	80 71	237	H	La Salle	78 50								
201	A	Richmond	78 70	92	A	George Washington	54 53								
46	A	Dayton	70 79	284	A	VCU	70 51								
242	H	St. Bonaventure	73 59	159	A	Dav idson	79 54								
164	A	Saint Joseph's	61 42	286	H	Massachusetts	60 57								

D
u
q
u
e
s
n
e

Non-Div I Games:

Duquesne

Average RPI Win:	203	WON-LOST	WINNING	LAST 10	STRENGTH OF	OPP. STRENGTH	TEAM	ADJ.	CONF.	ADJ CONF.
Average RPI Loss:	62	RECORD	PCT. RANK	GAMES	SCHEDULE	OF SCHEDULE	RPI	RPI	RPI	RPI
DIV. I ONLY	17- 6	53	7- 3	137	111	68	68	11	11	
DIV. I NON-CONF.	7- 3	74	0- 0	216	34	72	72	14	14	

TOTALS	RPI 1-25	RPI 26-50	W-L RECORDS	RPI 51-100	RPI 101-999	RPI 201+				
17- 6	0- 3	0- 1	OVERALL	3- 1	14- 1	8- 0				
5- 3	0- 1	0- 0	HOME	0- 1	5- 1	4- 0				
11- 3	0- 2	0- 1	AWAY	2- 0	9- 0	4- 0				
1- 0	0- 0	0- 0	NEUTRAL	1- 0	0- 0	0- 0				
7- 3	0- 1	0- 1	NON-CONFERENCE	2- 1	5- 0	3- 0				
1- 1	0- 0	0- 0	HOME	0- 1	1- 0	1- 0				
5- 2	0- 1	0- 1	AWAY	1- 0	4- 0	2- 0				
1- 0	0- 0	0- 0	NEUTRAL	1- 0	0- 0	0- 0				
10- 3	0- 2	0- 0	CONFERENCE	1- 0	9- 1	5- 0				
4- 2	0- 1	0- 0	HOME	0- 0	4- 1	3- 0				
6- 1	0- 1	0- 0	AWAY	1- 0	5- 0	2- 0				
0- 0	0- 0	0- 0	NEUTRAL	0- 0	0- 0	0- 0				

RPI 1-25				RPI 26-50				RPI 51-100				RPI 101+			
RPI	S	Opponent	Score	RPI	S	Opponent	Score	RPI	S	Opponent	Score	RPI	S	Opponent	Score
12	A	Green Bay	45 52	42	A	UCF	59 63	73	N	Wyoming	65 59	111	A	Milwaukee	70 68
12	H	Green Bay	34 60					76	A	Ohio	76 52	127	A	Cleveland St.	77 64
24	A	DePaul	71 85					93	H	Miami (OH)	83 96	127	H	Cleveland St.	94 56
								97	A	Wright St.	64 61	145	A	UNI	54 48
												190	A	Youngstown St.	65 43
												190	H	Youngstown St.	67 70
												191	A	Memphis	80 57
												216	H	Oakland	80 64
												243	A	Northern Ky.	71 35
												264	H	Indiana St.	86 57
												298	A	Tennessee Tech	68 54
												316	H	Detroit Mercy	90 62
												324	A	Ill. -Chicago	82 46
												324	H	Ill. -Chicago	68 43
												325	A	Ga. Southern	72 52

LAST 12 Division I GAMES:															
127	H	Cleveland St.	94 56	243	A	Northern Ky.	71 35	12	H	Green Bay	34 60				
190	H	Youngstown St.	67 70	216	H	Oakland	80 64	316	H	Detroit Mercy	90 62				
324	H	Ill. -Chicago	68 43	190	A	Youngstown St.	65 43	127	A	Cleveland St.	77 64				
12	A	Green Bay	45 52												
111	A	Milwaukee	70 68												
97	A	Wright St.	64 61												

Non-Div I Games: Georgetown (KY) 85 52

Average RPI Win:	182	WON-LOST	WINNING	LAST 10	STRENGTH OF	OPP. STRENGTH	TEAM	ADJ.	CONF.	ADJ CONF.
Average RPI Loss:	88	RECORD	PCT. RANK	GAMES	SCHEDULE	OF SCHEDULE	RPI	RPI	RPI	RPI
DIV. I ONLY	19- 6	42	8- 2	154	97	69	69	12	12	
DIV. I NON-CONF.	9- 4	82	0- 0	118	55	66	66	10	10	

TOTALS	RPI 1-25	RPI 26-50	W-L RECORDS	RPI 51-100	RPI 101-999	RPI 201+				
19- 6	0- 1	1- 1	OVERALL	3- 2	15- 2	7- 1				
12- 2	0- 1	1- 1	HOME	2- 0	9- 0	4- 0				
7- 4	0- 0	0- 0	AWAY	1- 2	6- 2	3- 1				
0- 0	0- 0	0- 0	NEUTRAL	0- 0	0- 0	0- 0				
9- 4	0- 1	1- 0	NON-CONFERENCE	2- 2	6- 1	3- 1				
7- 1	0- 1	1- 0	HOME	1- 0	5- 0	2- 0				
2- 3	0- 0	0- 0	AWAY	1- 2	1- 1	1- 1				
0- 0	0- 0	0- 0	NEUTRAL	0- 0	0- 0	0- 0				
10- 2	0- 0	0- 1	CONFERENCE	1- 0	9- 1	4- 0				
5- 1	0- 0	0- 1	HOME	1- 0	4- 0	2- 0				
5- 1	0- 0	0- 0	AWAY	0- 0	5- 1	2- 0				
0- 0	0- 0	0- 0	NEUTRAL	0- 0	0- 0	0- 0				

RPI 1-25				RPI 26-50				RPI 51-100 Team's RPI: 69				RPI 101+			
RPI	S	Opponent	Score	RPI	S	Opponent	Score	RPI	S	Opponent	Score	RPI	S	Opponent	Score
11	H	UCLA	30 67	31	H	Northern Colo.	48 33	56	H	UC Davis	70 62	103	A	Saint Louis	85 91
				46	H	Dayton	62 63	61	A	St. John's (NY)	67 64	103	H	Saint Louis	66 63
								79	A	Penn St.	60 65	108	A	George Mason	67 62
								83	A	Albany (NY)	52 59	130	H	Bucknell	71 62
								92	H	George Washington	61 50	145	H	Pittsburgh	58 55
												159	A	Davidson	58 45
												159	H	Davidson	66 58
												161	H	Hartford	69 44
												201	A	Richmond	43 38
												207	A	Boston College	52 55
												242	H	St. Bonaventure	72 48
												248	A	Manhattan	54 48
												284	A	VCU	64 54
												286	A	Massachusetts	62 51
												328	H	UMBC	55 46
												333	H	Rhode Island	76 64
												340	H	Iona	78 48

LAST 12 Division I GAMES:															
159	A	Davidson	58 45	46	H	Dayton	62 63	284	A	VCU	64 54				
333	H	Rhode Island	76 64	159	H	Davidson	66 58	103	H	Saint Louis	66 63				
103	A	Saint Louis	85 91	103	H	Saint Louis	66 63	286	A	Massachusetts	62 51				
108	A	George Mason	67 62	92	H	George Washington	61 50								
242	H	St. Bonaventure	72 48												
201	A	Richmond	43 38												

Non-Div I Games:

Fordham

Average RPI Win:	220	WON-LOST	WINNING	LAST 10	STRENGTH OF	OPP. STRENGTH	TEAM	ADJ.	CONF.	ADJ CONF.
Average RPI Loss:	59	RECORD	PCT. RANK	GAMES	SCHEDULE	OF SCHEDULE	RPI	RPI	RPI	RPI
DIV. I ONLY	15- 8	88	9- 1	99	122	70	70	20	20	
DIV. I NON-CONF.	5- 6	187	0- 0	53	7	73	73	24	24	

TOTALS	RPI 1-25	RPI 26-50	W-L RECORDS	RPI 51-100	RPI 101-999	RPI 201+				
15- 8	0- 3	0- 1	OVERALL	1- 2	14- 2	8- 0				
7- 2	0- 0	0- 0	HOME	1- 0	6- 2	4- 0				
7- 6	0- 3	0- 1	AWAY	0- 2	7- 0	3- 0				
1- 0	0- 0	0- 0	NEUTRAL	0- 0	1- 0	1- 0				
5- 6	0- 3	0- 1	NON-CONFERENCE	1- 1	4- 1	3- 0				
2- 1	0- 0	0- 0	HOME	1- 0	1- 1	1- 0				
2- 5	0- 3	0- 1	AWAY	0- 1	2- 0	1- 0				
1- 0	0- 0	0- 0	NEUTRAL	0- 0	1- 0	1- 0				
10- 2	0- 0	0- 0	CONFERENCE	0- 1	10- 1	5- 0				
5- 1	0- 0	0- 0	HOME	0- 0	5- 1	3- 0				
5- 1	0- 0	0- 0	AWAY	0- 1	5- 0	2- 0				
0- 0	0- 0	0- 0	NEUTRAL	0- 0	0- 0	0- 0				

RPI 1-25				RPI 26-50				RPI 51-100				Team's RPI: 70	RPI 101+			
RPI	S	Opponent	Score	RPI	S	Opponent	Score	RPI	S	Opponent	Score		RPI	S	Opponent	Score
3	A	Mississippi St.	43 83	44	A	Miami (FL)	70 80	65	A	Toledo	64 65		105	H	Tulane	34 42
5	A	Ohio St.	70 83					80	H	Harvard	76 51		114	A	Dartmouth	64 51
14	A	Duke	39 69					83	A	Albany (NY)	54 68		152	A	Binghamton	61 38

Average RPI	Win:	137	WON-LOST	WINNING	LAST 10	STRENGTH OF	OPP. STRENGTH	TEAM	ADJ.	CONF.	ADJ CONF.
Average RPI	Loss:	43	RECORD	PCT. RANK	GAMES	SCHEDULE	OF SCHEDULE	RPI	RPI	RPI	RPI
DIV. I ONLY		13- 12	169	6- 4	11	23	71	71	3	3	
DIV. I NON-CONF.		7- 6	165	0- 0	11	54	69	69	4	4	

TOTALS	RPI 1-25		RPI 26-50		W-L RECORDS		RPI 51-100		RPI 101-999		RPI 201+
13- 12	1- 5		1- 2		OVERALL		3- 5		8- 0		3- 0
9- 5	1- 2		1- 0		HOME		1- 3		6- 0		2- 0
3- 5	0- 2		0- 1		AWAY		1- 2		2- 0		1- 0
1- 2	0- 1		0- 1		NEUTRAL		1- 0		0- 0		0- 0
7- 6	0- 2		0- 1		NON-CONFERENCE		2- 3		5- 0		2- 0
4- 3	0- 1		0- 0		HOME		1- 2		3- 0		1- 0
2- 1	0- 0		0- 0		AWAY		0- 1		2- 0		1- 0
1- 2	0- 1		0- 1		NEUTRAL		1- 0		0- 0		0- 0
6- 6	1- 3		1- 1		CONFERENCE		1- 2		3- 0		1- 0
5- 2	1- 1		1- 0		HOME		0- 1		3- 0		1- 0
1- 4	0- 2		0- 1		AWAY		1- 1		0- 0		0- 0
0- 0	0- 0		0- 0		NEUTRAL		0- 0		0- 0		0- 0

RPI 1-25				RPI 26-50				RPI 51-100				Team's RPI: 71	RPI 101+			
RPI	S	Opponent	Score	RPI	S	Opponent	Score	RPI	S	Opponent	Score		RPI	S	Opponent	Score
4	H	Louisville	59 72	30	N	Virginia	72 82	51	H	Western Ky.	73 71		119	A	Yale	72 68
5	A	Ohio St.	70 85	35	A	Michigan	79 84	62	A	Michigan St.	69 65		177	H	Southern U.	64 49
5	H	Ohio St.	62 77	40	H	Purdue	72 54	62	H	Michigan St.	46 68		184	H	Wisconsin	69 55
15	A	Maryland	70 74					75	A	Saint Mary's (CA)	82 88		185	H	Northwestern	78 73
18	N	Missouri	55 75					79	A	Penn St.	74 77		187	H	Arkansas St.	93 51
20	H	Rutgers	64 58					81	N	UAB	71 63		211	H	Illinois	70 54
								91	H	Auburn	53 65		222	H	North Texas	68 63
								98	H	Chattanooga	61 64		243	A	Northern Ky.	67 56

LAST 12 Division I GAMES:																
211	H	Illinois	70 54	5	H	Ohio St.	62 77									
185	H	Northwestern	78 73	35	A	Michigan	79 84									
20	H	Rutgers	64 58	40	H	Purdue	72 54									
184	H	Wisconsin	69 55	79	A	Penn St.	74 77									
62	A	Michigan St.	69 65	5	A	Ohio St.	70 85									
15	A	Maryland	70 74	62	H	Michigan St.	46 68									

Non-Div I Games:

Indiana

Average RPI Win:	224	WON-LOST	WINNING	LAST 10	STRENGTH OF	OPP. STRENGTH	TEAM	ADJ.	CONF.	ADJ CONF.
Average RPI Loss:	46	RECORD	PCT. RANK	GAMES	SCHEDULE	OF SCHEDULE	RPI	RPI	RPI	RPI
DIV. I ONLY	23- 3	8	10- 0	274	168	72	72	25	25	
DIV. I NON-CONF.	9- 3	61	0- 0	159	27	60	60	27	27	

TOTALS	RPI 1-25	RPI 26-50	W-L RECORDS	RPI 51-100	RPI 101-999	RPI 201+				
23- 3	0- 1	2- 1	OVERALL	0- 1	21- 0	14- 0				
9- 1	0- 0	0- 0	HOME	0- 1	9- 0	7- 0				
12- 1	0- 0	0- 0	AWAY	0- 0	12- 0	7- 0				
2- 1	0- 1	2- 0	NEUTRAL	0- 0	0- 0	0- 0				
9- 3	0- 1	2- 1	NON-CONFERENCE	0- 1	7- 0	3- 0				
3- 1	0- 0	0- 0	HOME	0- 1	3- 0	2- 0				
4- 1	0- 0	0- 1	AWAY	0- 0	4- 0	1- 0				
2- 1	0- 1	2- 0	NEUTRAL	0- 0	0- 0	0- 0				
14- 0	0- 0	0- 0	CONFERENCE	0- 0	14- 0	11- 0				
6- 0	0- 0	0- 0	HOME	0- 0	6- 0	5- 0				
8- 0	0- 0	0- 0	AWAY	0- 0	8- 0	6- 0				
0- 0	0- 0	0- 0	NEUTRAL	0- 0	0- 0	0- 0				

RPI 1-25				RPI 26-50				RPI 51-100 Team's RPI: 72				RPI 101+			
RPI	S	Opponent	Score	RPI	S	Opponent	Score	RPI	S	Opponent	Score	RPI	S	Opponent	Score
13	N	Stanford	53 74	28	A	Oklahoma	73 96	97	H	Wright St.	81 91	120	A	Vanderbilt	111 74
				41	N	FGCU	75 65					142	A	SIUE	72 55
				50	N	Gonzaga	71 63					142	H	SIUE	86 64
												162	H	Samford	83 46
												171	A	Tulsa	90 65
												187	A	Arkansas St.	83 52
												194	A	UT Martin	65 63
												210	H	Jacksonville St.	71 55
												218	A	Morehead St.	83 62
												225	A	Southeast Mo. St.	67 57
												236	H	Austin Peay	78 75
												261	A	Lipscomb	91 59
												270	H	Presbyterian	90 48
												292	H	Murray St.	70 65
												298	A	Tennessee Tech	68 60
												298	H	Tennessee Tech	78 59
												307	A	Eastern Ky.	77 55
												315	H	Fort Wayne	74 42
												332	A	Tennessee St.	87 70
												344	A	Eastern Ill.	86 58
												344	H	Eastern Ill.	59 37
LAST 12 Division I GAMES:															
298	A	Tennessee Tech	68 60	236	H	Austin Peay	78 75								
332	A	Tennessee St.	87 70	292	H	Murray St.	70 65								
218	A	Morehead St.	83 62	344	A	Eastern Ill.	86 58								
307	A	Eastern Ky.	77 55	142	A	SIUE	72 55								
142	H	SIUE	86 64	210	H	Jacksonville St.	71 55								
344	H	Eastern Ill.	59 37	298	H	Tennessee Tech	78 59								

Non-Div I Games: Trevecca Nazarene 97 39

Belmont

Wyoming

Wyoming				Through Games Of Feb. 10, 2018							
Average RPI	Win:	178	WON-LOST	WINNING	LAST 10	STRENGTH OF	OPP. STRENGTH	TEAM	ADJ.	CONF.	ADJ CONF.
Average RPI	Loss:	140	RECORD	PCT. RANK	GAMES	SCHEDULE	OF SCHEDULE	RPI	RPI	RPI	RPI
DIV. I ONLY			14- 7	77	8- 2	83	192	73	73	16	16
DIV. I NON-CONF.			5- 4	146	0- 0	33	264	68	68	15	15

TOTALS		RPI 1-25	RPI 26-50		W-L RECORDS		RPI 51-100		RPI 101-999		RPI 201+
14- 7		0- 1	0- 0		OVERALL		3- 1		11- 5		4- 2
8- 1		0- 0	0- 0		HOME		3- 0		5- 1		3- 0
6- 4		0- 1	0- 0		AWAY		0- 0		6- 3		1- 2
0- 2		0- 0	0- 0		NEUTRAL		0- 1		0- 1		0- 0
5- 4		0- 1	0- 0		NON-CONFERENCE		1- 1		4- 2		1- 1
3- 0		0- 0	0- 0		HOME		1- 0		2- 0		1- 0
2- 2		0- 1	0- 0		AWAY		0- 0		2- 1		0- 1
0- 2		0- 0	0- 0		NEUTRAL		0- 1		0- 1		0- 0
9- 3		0- 0	0- 0		CONFERENCE		2- 0		7- 3		3- 1
5- 1		0- 0	0- 0		HOME		2- 0		3- 1		2- 0
4- 2		0- 0	0- 0		AWAY		0- 0		4- 2		1- 1
0- 0		0- 0	0- 0		NEUTRAL		0- 0		0- 0		0- 0

RPI 1-25				RPI 26-50				RPI 51-100				Team's RPI: 73				RPI 101+			
RPI	S	Opponent	Score	RPI	S	Opponent	Score	RPI	S	Opponent	Score	RPI	S	Opponent	Score	RPI	S	Opponent	Score
14	A	Duke	40 63					68	N	IUPUI	59 65	116	A	Colorado St.	53 49				
								86	H	New Mexico	66 55	116	H	Colorado St.	53 64				
								88	H	Drake	75 61	144	H	Idaho St.	61 53				
								90	H	UNLV	69 56	145	N	UNI	40 55				
												147	A	Idaho	70 64				
												148	A	Fresno St.	47 60				
												176	A	Boise St.	66 51				
												181	A	Denver	61 51				
												189	A	Nevada	65 62				
												189	H	Nevada	66 60				
												235	A	Montana St.	46 50				
												239	H	Montana	67 62				
												252	A	San Diego St.	62 68				
												254	H	San Jose St.	58 46				
												297	A	Utah St.	64 46				
												297	H	Utah St.	61 44				
LAST 12 Division I GAMES:																			
90	H	UNLV	69 56	297	H	Utah St.	61 44												
297	A	Utah St.	64 46	116	A	Colorado St.	53 49												
148	A	Fresno St.	47 60	86	H	New Mexico	66 55												
116	H	Colorado St.	53 64	176	A	Boise St.	66 51												
254	H	San Jose St.	58 46	189	H	Nevada	66 60												
189	A	Nevada	65 62	252	A	San Diego St.	62 68												

Non-Div I Games: Colo. Christian 62 33 Adams St. 73 47

Wyoming

Wyoming

Average RPI Win: 202	WON-LOST RECORD	WINNING PCT. RANK	LAST 10 GAMES	STRENGTH OF SCHEDULE	OPP. STRENGTH OF SCHEDULE	TEAM RPI	ADJ. RPI	CONF. RPI	ADJ CONF. RPI
Average RPI Loss: 96									

DIV. I ONLY	18- 5	39	8- 0	191	126	74	74	14	14
DIV. I NON-CONF.	7- 5	132	0- 0	194	56	135	135	17	17

TOTALS	RPI 1-25	RPI 26-50	W-L RECORDS	RPI 51-100	RPI 101-999	RPI 201+			
18- 5	0- 1	2- 1	OVERALL	0- 0	16- 3	9- 0			
9- 1	0- 0	1- 0	HOME	0- 0	8- 1	5- 0			
8- 2	0- 0	1- 0	AWAY	0- 0	7- 2	3- 0			
1- 2	0- 1	0- 1	NEUTRAL	0- 0	1- 0	1- 0			
7- 5	0- 1	1- 1	NON-CONFERENCE	0- 0	6- 3	4- 0			
4- 1	0- 0	1- 0	HOME	0- 0	3- 1	2- 0			
2- 2	0- 0	0- 0	AWAY	0- 0	2- 2	1- 0			
1- 2	0- 1	0- 1	NEUTRAL	0- 0	1- 0	1- 0			
11- 0	0- 0	1- 0	CONFERENCE	0- 0	10- 0	5- 0			
5- 0	0- 0	0- 0	HOME	0- 0	5- 0	3- 0			
6- 0	0- 0	1- 0	AWAY	0- 0	5- 0	2- 0			
0- 0	0- 0	0- 0	NEUTRAL	0- 0	0- 0	0- 0			

RPI 1-25				RPI 26-50				RPI 51-100				Team's RPI: 74				RPI 101+					
RPI	S	Opponent	Score	RPI	S	Opponent	Score	RPI	S	Opponent	Score	RPI	S	Opponent	Score	RPI	S	Opponent	Score		
8	N	Tennessee	49 69	38	H	Creighton	73 68					107	A	Western Ill.	82 58						
				39	A	South Dakota St.	67 61					107	H	Western Ill.	92 81						
				45	N	Oklahoma St.	68 76					121	A	Iowa St.	76 81						
																134	A	SFA	55 77		
																158	A	Wichita St.	62 48		
																170	H	North Dakota	76 71		
																171	H	Tulsa	61 64		
																181	A	Denver	82 60		
																181	H	Denver	79 51		
																196	A	Oral Roberts	73 68		
																224	H	CSU Bakersfield	66 50		
																229	H	Omaha	70 46		
																232	H	UC Riverside	75 66		
																264	N	Indiana St.	71 59		
																281	A	North Dakota St.	82 67		
																281	H	North Dakota St.	80 54		
																314	A	Incarnate Word	81 51		
																315	A	Fort Wayne	79 60		
																315	H	Fort Wayne	85 43		
LAST 12 Division I GAMES:																					
315	A	Fort Wayne	79 60	196	A	Oral Roberts	73 68														
281	H	North Dakota St.	80 54	315	H	Fort Wayne	85 43														
107	H	Western Ill.	92 81	107	A	Western Ill.	82 58														
181	A	Denver	82 60	281	A	North Dakota St.	82 67														
39	A	South Dakota St.	67 61	181	H	Denver	79 51														
229	H	Omaha	70 46	170	H	North Dakota	76 71														

Non-Div I Games: Mt. Marty 87 25 Doane 96 54 Bellevue 89 32

South Dakota

Average RPI Win:	166	WON-LOST	WINNING	LAST 10	STRENGTH OF	OPP. STRENGTH	TEAM	ADJ.	CONF.	ADJ CONF.
Average RPI Loss:	111	RECORD	PCT. RANK	GAMES	SCHEDULE	OF SCHEDULE	RPI	RPI	RPI	RPI
DIV. I ONLY	16- 9	93	6- 4	74	108	75	75	13	13	
DIV. I NON-CONF.	7- 4	102	0- 0	62	39	56	56	11	11	

TOTALS	RPI 1-25	RPI 26-50	W-L RECORDS	RPI 51-100	RPI 101-999	RPI 201+				
16- 9	0- 0	1- 3	OVERALL	2- 2	13- 4	5- 1				
9- 3	0- 0	0- 1	HOME	2- 1	7- 1	4- 0				
5- 6	0- 0	1- 2	AWAY	0- 1	4- 3	1- 1				
2- 0	0- 0	0- 0	NEUTRAL	0- 0	2- 0	0- 0				
7- 4	0- 0	0- 2	NON-CONFERENCE	2- 2	5- 0	1- 0				
4- 1	0- 0	0- 0	HOME	2- 1	2- 0	1- 0				
1- 3	0- 0	0- 2	AWAY	0- 1	1- 0	0- 0				
2- 0	0- 0	0- 0	NEUTRAL	0- 0	2- 0	0- 0				
9- 5	0- 0	1- 1	CONFERENCE	0- 0	8- 4	4- 1				
5- 2	0- 0	0- 1	HOME	0- 0	5- 1	3- 0				
4- 3	0- 0	1- 0	AWAY	0- 0	3- 3	1- 1				
0- 0	0- 0	0- 0	NEUTRAL	0- 0	0- 0	0- 0				

RPI 1-25				RPI 26-50				RPI 51-100				Team's RPI: 75				RPI 101+			
RPI	S	Opponent	Score	RPI	S	Opponent	Score	RPI	S	Opponent	Score	RPI	S	Opponent	Score	RPI	S	Opponent	Score
36	A	Cal i forn i a	80 87	56	H	UC Dav i s	50 74	125	A	BYU	54 63								
40	A	Purdue	60 70	71	H	Ind i ana	88 82	125	H	BYU	57 49								
50	A	Gonzaga	72 56	85	H	Washington St.	81 75	149	A	Loyol a Marymount	57 69								
50	H	Gonzaga	65 73	89	A	Utah	63 74	149	H	Loyol a Marymount	65 75								
								151	A	San Franci sco	73 59								
								154	H	Cal Poly	82 64								
								173	A	Paci fi c	70 69								
								173	H	Paci fi c	96 88								
								176	A	Boi se St.	74 72								
								182	N	Eastern Wash.	76 56								
								194	N	UT Martin	69 58								
								204	H	UC Santa Barbara	89 59								
								205	A	San Di ego	75 53								
								205	H	San Di ego	66 57								
								227	H	Pepperdi ne	75 62								
								276	H	Santa Clara	59 46								
								308	A	Portl and	65 68								
LAST 12 Di vi si on I GAMES:																			
50	A	Gonzaga	72 56	173	H	Paci fi c	96 88												
149	H	Loyol a Marymount	65 75	50	H	Gonzaga	65 73												
205	H	San Di ego	66 57	227	H	Pepperdi ne	75 62												
151	A	San Franci sco	73 59	276	H	Santa Clara	59 46												
308	A	Portl and	65 68	205	A	San Di ego	75 53												
125	A	BYU	54 63	173	A	Paci fi c	70 69												

Non-Di v I Games:

Saint Mary's (CA)

Average RPI Win:	164	WON-LOST	WINNING	LAST 10	STRENGTH OF	OPP. STRENGTH	TEAM	ADJ.	CONF.	ADJ CONF.
Average RPI Loss:	68	RECORD	PCT. RANK	GAMES	SCHEDULE	OF SCHEDULE	RPI	RPI	RPI	RPI
DIV. I ONLY	12- 10	147	6- 4	25	95	76	76	7	7	
DIV. I NON-CONF.	5- 5	170	0- 0	61	203	111	111	8	8	

TOTALS	RPI 1-25	RPI 26-50	W-L RECORDS	RPI 51-100	RPI 101-999	RPI 201+				
12- 10	0- 1	2- 4	OVERALL	1- 3	9- 2	5- 0				
6- 4	0- 1	1- 2	HOME	1- 1	4- 0	2- 0				
6- 4	0- 0	1- 0	AWAY	0- 1	5- 0	3- 0				
0- 2	0- 0	0- 1	NEUTRAL	0- 0	0- 1	0- 0				
5- 5	0- 0	1- 2	NON-CONFERENCE	0- 1	4- 2	3- 0				
2- 2	0- 0	0- 1	HOME	0- 1	2- 0	1- 0				
3- 1	0- 0	1- 0	AWAY	0- 0	2- 1	2- 0				
0- 2	0- 0	0- 1	NEUTRAL	0- 0	0- 1	0- 0				
7- 5	0- 1	1- 2	CONFERENCE	1- 2	5- 0	2- 0				
4- 2	0- 1	1- 1	HOME	1- 0	2- 0	1- 0				
3- 3	0- 0	0- 1	AWAY	0- 2	3- 0	1- 0				
0- 0	0- 0	0- 0	NEUTRAL	0- 0	0- 0	0- 0				

RPI	S	Opponent	Score	RPI	S	Opponent	Score	RPI	S	Opponent	Score	RPI	S	Opponent	Score
21	H	Buffalo	63 67	26	A	Central Mich.	58 82	65	A	Tolledo	57 75	109	A	Western Mich.	69 54
				26	H	Central Mich.	72 74	65	H	Tolledo	78 61	127	A	Cleveland St.	64 71
				30	N	Virginia	59 77	68	H	IUPUI	52 76	128	H	Northern Ill.	77 75
				35	H	Michigan	61 74	93	A	Miami (OH)	55 64	143	A	Kent St.	78 65
				40	A	Purdue	77 71					156	H	High Point	64 61
				43	H	Ball St.	80 76					188	N	Furman	68 70

Team's RPI: 76															
LAST 12 Division I GAMES:															
143	A	Kent St.	78 65	21	H	Buffalo	63 67	109	A	Western Mich.	69 54	65	A	Tolledo	57 75
26	H	Central Mich.	72 74	26	H	Central Mich.	72 74	65	A	Tolledo	78 61	223	H	Akron	70 67
43	H	Ball St.	80 76	93	A	Miami (OH)	55 64	26	A	Central Mich.	58 82	65	H	Tolledo	78 61
128	H	Northern Ill.	77 75	203	A	Bowling Green	70 63								

Non-Div I Games: Notre Dame (OH) 93 37

Ohio

Average RPI	Win: 203	WON-LOST	WINNING	LAST 10	STRENGTH OF	OPP. STRENGTH	TEAM	ADJ.	CONF.	ADJ CONF.
Average RPI	Loss: 48	RECORD	PCT. RANK	GAMES	SCHEDULE	OF SCHEDULE	RPI	RPI	RPI	RPI
DIV. I ONLY	15- 8	88	9- 1	76	99	77	77	10	10	
DIV. I NON-CONF.	4- 7	226	0- 0	50	20	150	150	12	12	

TOTALS	RPI 1-25	RPI 26-50	W-L RECORDS	RPI 51-100	RPI 101-999	RPI 201+				
15- 8	0- 4	0- 1	OVERALL	3- 2	12- 1	9- 0				
9- 3	0- 2	0- 0	HOME	3- 0	6- 1	5- 0				
6- 4	0- 1	0- 1	AWAY	0- 2	6- 0	4- 0				
0- 1	0- 1	0- 0	NEUTRAL	0- 0	0- 0	0- 0				
4- 7	0- 4	0- 1	NON-CONFERENCE	1- 1	3- 1	3- 0				
3- 3	0- 2	0- 0	HOME	1- 0	2- 1	2- 0				
1- 3	0- 1	0- 1	AWAY	0- 1	1- 0	1- 0				
0- 1	0- 1	0- 0	NEUTRAL	0- 0	0- 0	0- 0				
11- 1	0- 0	0- 0	CONFERENCE	2- 1	9- 0	6- 0				
6- 0	0- 0	0- 0	HOME	2- 0	4- 0	3- 0				
5- 1	0- 0	0- 0	AWAY	0- 1	5- 0	3- 0				
0- 0	0- 0	0- 0	NEUTRAL	0- 0	0- 0	0- 0				

RPI 1-25				RPI 26-50				RPI 51-100				RPI 101+			
RPI	S	Opponent	Score	RPI	S	Opponent	Score	RPI	S	Opponent	Score	RPI	S	Opponent	Score
6	H	Florida St.	63 79	46	A	Dayton	54 82	55	H	Drexel	56 48	137	A	Northeastern	60 57
8	A	Tennessee	60 89					57	A	Elon	43 50	137	H	Northeastern	72 43
20	H	Rutgers	63 76					57	H	Elon	70 67	139	A	William & Mary	86 41
25	N	Villanova	57 60					61	A	St. John's (NY)	64 81	164	H	Saint Joseph's	66 73
								87	H	Liberty	58 47	241	A	Hofstra	55 42
												241	H	Hofstra	73 56
												257	A	Col. of Charleston	67 45
												257	H	Col. of Charleston	67 53
												259	H	Towson	69 45
												274	A	Vermont	68 56
												282	A	UNCW	63 48
												293	H	Bryant	67 36
												329	H	Wagner	68 45

Team's RPI: 77															
LAST 12 Division I GAMES:															
137	H	Northeastern	72 43	257	A	Col. of Charleston	67 45	57	H	Elon	70 67	55	H	Drexel	56 48
57	A	Elon	43 50	57	H	Elon	70 67	259	H	Towson	69 45	137	A	Northeastern	60 57
139	A	William & Mary	86 41	55	H	Drexel	56 48	137	A	Hofstra	55 42				
257	H	Col. of Charleston	67 53	259	H	Towson	69 45								
241	H	Hofstra	73 56	137	A	Northeastern	60 57								
282	A	UNCW	63 48	241	A	Hofstra	55 42								

Non-Div I Games:

James Madison

Penn

P
e
n
n

Penn

Page 78

Average RPI Win:	156	WON-LOST	WINNING	LAST 10	STRENGTH OF	OPP. STRENGTH	TEAM	ADJ.	CONF.	ADJ CONF.
Average RPI Loss:	66	RECORD	PCT. RANK	GAMES	SCHEDULE	OF SCHEDULE	RPI	RPI	RPI	RPI
DIV. I ONLY	14- 11	141	5- 5	56	46	79	79	3	3	
DIV. I NON-CONF.	9- 4	82	0- 0	176	135	86	86	4	4	

TOTALS	RPI 1-25	RPI 26-50	W-L RECORDS	RPI 51-100	RPI 101-999	RPI 201+				
14- 11	1- 4	0- 3	OVERALL	4- 2	9- 2	4- 1				
10- 2	1- 1	0- 1	HOME	4- 0	5- 0	3- 0				
4- 7	0- 3	0- 2	AWAY	0- 1	4- 1	1- 1				
0- 2	0- 0	0- 0	NEUTRAL	0- 1	0- 1	0- 0				
9- 4	0- 0	0- 0	NON-CONFERENCE	2- 2	7- 2	3- 1				
6- 0	0- 0	0- 0	HOME	2- 0	4- 0	2- 0				
3- 2	0- 0	0- 0	AWAY	0- 1	3- 1	1- 1				
0- 2	0- 0	0- 0	NEUTRAL	0- 1	0- 1	0- 0				
5- 7	1- 4	0- 3	CONFERENCE	2- 0	2- 0	1- 0				
4- 2	1- 1	0- 1	HOME	2- 0	1- 0	1- 0				
1- 5	0- 3	0- 2	AWAY	0- 0	1- 0	0- 0				
0- 0	0- 0	0- 0	NEUTRAL	0- 0	0- 0	0- 0				

RPI 1-25				RPI 26-50				RPI 51-100				RPI 101+			
RPI	S	Opponent	Score	RPI	S	Opponent	Score	RPI	S	Opponent	Score	RPI	S	Opponent	Score
5	A	Ohio St.	64 94	35	A	Michigan	69 89	55	H	Drexel	84 70	101	H	Wake Forest	68 58
15	H	Maryland	65 69	40	A	Purdue	73 88	59	A	American	66 75	145	A	Pittsburgh	59 48
19	A	Iowa	76 80	47	H	Minnesota	71 91	62	H	Michigan St.	74 59	157	N	Louisiana Tech	59 71
20	A	Rutgers	65 70					69	H	Fordham	65 60	184	A	Wisconsin	69 62
20	H	Rutgers	70 67					71	H	Indiana	77 74	193	A	Providence	60 51
								84	N	Kansas St.	65 70	197	H	Siena	86 72
												211	H	Illinois	68 59
												242	A	St. Bonaventure	62 65
												248	H	Manhattan	78 46
												291	H	Central Conn. St.	83 66
												334	A	Marshall	80 65

LAST 12 Division I GAMES:															
19	A	Iowa	76 80	184	A	Wisconsin	69 62								
62	H	Michigan St.	74 59	47	H	Minnesota	71 91								
5	A	Ohio St.	64 94	20	A	Rutgers	65 70								
40	A	Purdue	73 88	71	H	Indiana	77 74								
211	H	Illinois	68 59	15	H	Maryland	65 69								
20	H	Rutgers	70 67	35	A	Michigan	69 89								

Non-Div I Games:

Penn St.

Average RPI Win:	196	WON-LOST	WINNING	LAST 10	STRENGTH OF	OPP. STRENGTH	TEAM	ADJ.	CONF.	ADJ CONF.
Average RPI Loss:	75	RECORD	PCT. RANK	GAMES	SCHEDULE	OF SCHEDULE	RPI	RPI	RPI	RPI
DIV. I ONLY	13- 8	110	7- 3	75	128	80	80	9	9	
DIV. I NON-CONF.	8- 5	111	3- 1	103	144	81	81	9	9	

TOTALS	RPI 1-25	RPI 26-50	W-L RECORDS	RPI 51-100	RPI 101-999	RPI 201+				
13- 8	0- 0	0- 4	OVERALL	0- 2	13- 2	7- 0				
10- 0	0- 0	0- 0	HOME	0- 0	10- 0	5- 0				
1- 7	0- 0	0- 3	AWAY	0- 2	1- 2	0- 0				
2- 1	0- 0	0- 1	NEUTRAL	0- 0	2- 0	2- 0				
8- 5	0- 0	0- 3	NON-CONFERENCE	0- 1	8- 1	5- 0				
5- 0	0- 0	0- 0	HOME	0- 0	5- 0	3- 0				
1- 4	0- 0	0- 2	AWAY	0- 1	1- 1	0- 0				
2- 1	0- 0	0- 1	NEUTRAL	0- 0	2- 0	2- 0				
5- 3	0- 0	0- 1	CONFERENCE	0- 1	5- 1	2- 0				
5- 0	0- 0	0- 0	HOME	0- 0	5- 0	2- 0				
0- 3	0- 0	0- 1	AWAY	0- 1	0- 1	0- 0				
0- 0	0- 0	0- 0	NEUTRAL	0- 0	0- 0	0- 0				

RPI 1-25				RPI 26-50				RPI 51-100				RPI 101+			
RPI	S	Opponent	Score	RPI	S	Opponent	Score	RPI	S	Opponent	Score	RPI	S	Opponent	Score
				30	A	Virginia	48 50	70	A	Maine	51 76	114	A	Dartmouth	56 63
				34	A	Princeton	47 80	78	A	Penn	49 69	114	H	Dartmouth	76 65
				41	A	FGCU	56 65					119	H	Yale	97 73
				46	N	Dayton	66 72					132	H	Brown	87 85
LAST 12 Division I GAMES:															
				78	A	Penn	49 69	114	H	Dartmouth	76 65				
				34	A	Princeton	47 80	237	H	La Salle	70 61				
				267	H	Cornell	80 58	114	A	Dartmouth	56 63				
				208	H	Columbia	85 67	213	H	Stony Brook	60 53				
				132	H	Brown	87 85	223	N	Akron	76 63				
				119	H	Yale	97 73	41	A	FGCU	56 65				

Non-Div I Games:

Harvard

Average RPI Win:	215	WON-LOST	WINNING	LAST 10	STRENGTH OF	OPP. STRENGTH	TEAM	ADJ.	CONF.	ADJ CONF.
Average RPI Loss:	152	RECORD	PCT. RANK	GAMES	SCHEDULE	OF SCHEDULE	RPI	RPI	RPI	RPI
DIV. I ONLY	18- 3	12	9- 1	262	196	81	81	18	18	
DIV. I NON-CONF.	9- 2	34	1- 0	308	189	109	109	19	19	

TOTALS	RPI 1-25	RPI 26-50	W-L RECORDS	RPI 51-100	RPI 101-999	RPI 201+				
18- 3	0- 0	0- 0	OVERALL	1- 1	17- 2	10- 0				
8- 1	0- 0	0- 0	HOME	1- 0	7- 1	5- 0				
9- 1	0- 0	0- 0	AWAY	0- 0	9- 1	4- 0				
1- 1	0- 0	0- 0	NEUTRAL	0- 1	1- 0	1- 0				
9- 2	0- 0	0- 0	NON-CONFERENCE	0- 1	9- 1	5- 0				
5- 0	0- 0	0- 0	HOME	0- 0	5- 0	3- 0				
3- 1	0- 0	0- 0	AWAY	0- 0	3- 1	1- 0				
1- 1	0- 0	0- 0	NEUTRAL	0- 1	1- 0	1- 0				
9- 1	0- 0	0- 0	CONFERENCE	1- 0	8- 1	5- 0				
3- 1	0- 0	0- 0	HOME	1- 0	2- 1	2- 0				
6- 0	0- 0	0- 0	AWAY	0- 0	6- 0	3- 0				
0- 0	0- 0	0- 0	NEUTRAL	0- 0	0- 0	0- 0				

RPI 1-25				RPI 26-50				RPI 51-100				RPI 101+			
RPI	S	Opponent	Score	RPI	S	Opponent	Score	RPI	S	Opponent	Score	RPI	S	Opponent	Score
								51	H	Western Ky.	79 61	113	A	Middle Tenn.	59 51
								71	N	Indiana	63 71	124	A	South Ala.	78 66
												135	A	UTEP	84 64
												156	A	High Point	77 61
												157	A	Louisiana Tech	66 61
												162	H	Samford	77 53
												172	H	Southern Ill.	76 66
												191	A	Memphis	62 64
												195	H	Southern Miss.	63 80
												204	N	UC Santa Barbara	67 54
												214	H	Fla. Atlantic	90 57
												222	H	North Texas	68 52
												272	A	Appalachian St.	70 59
												283	A	Old Dominion	74 61
												302	A	FIU	71 61
												305	H	Alabama St.	61 44
												317	H	Alabama A&M	85 58
												334	A	Marshall	69 62
												338	H	Mississippi Val.	87 72
LAST 12 Division I GAMES:															
334	A	Marshall	69 62	195	H	Southern Miss.	63 80	51	H	Western Ky.	79 61	113	A	Middle Tenn.	59 51
157	A	Louisiana Tech	66 61					113	A	Middle Tenn.	59 51	283	A	Old Dominion	74 61
135	A	UTEP	84 64					124	A	South Ala.	78 66	305	H	Alabama St.	61 44
214	H	Fla. Atlantic	90 57												
302	A	FIU	71 61												
222	H	North Texas	68 52												

Non-Div I Games: Tuskegee 105 50 Miles 85 42

UAB

■ Loss,
 ■ Non-Conf,
 ■ Site,
 ■ Home
 ■ Away
 N Neutral

Average RPI Win:	223	WON-LOST	WINNING	LAST 10	STRENGTH OF	OPP. STRENGTH	TEAM	ADJ.	CONF.	ADJ CONF.
Average RPI Loss:	138	RECORD	PCT. RANK	GAMES	SCHEDULE	OF SCHEDULE	RPI	RPI	RPI	RPI
DIV. I ONLY	20- 5	26	8- 2	239	226	83	83	20	20	
DIV. I NON-CONF.	11- 2	22	0- 0	195	171	58	58	24	24	

TOTALS	RPI 1-25	RPI 26-50	W-L RECORDS	RPI 51-100	RPI 101-999	RPI 201+				
20- 5	0- 1	0- 0	OVERALL	2- 1	18- 3	12- 1				
10- 1	0- 0	0- 0	HOME	2- 1	8- 0	5- 0				
8- 4	0- 1	0- 0	AWAY	0- 0	8- 3	7- 1				
2- 0	0- 0	0- 0	NEUTRAL	0- 0	2- 0	0- 0				
11- 2	0- 1	0- 0	NON-CONFERENCE	1- 1	10- 0	6- 0				
4- 1	0- 0	0- 0	HOME	1- 1	3- 0	2- 0				
5- 1	0- 1	0- 0	AWAY	0- 0	5- 0	4- 0				
2- 0	0- 0	0- 0	NEUTRAL	0- 0	2- 0	0- 0				
9- 3	0- 0	0- 0	CONFERENCE	1- 0	8- 3	6- 1				
6- 0	0- 0	0- 0	HOME	1- 0	5- 0	3- 0				
3- 3	0- 0	0- 0	AWAY	0- 0	3- 3	3- 1				
0- 0	0- 0	0- 0	NEUTRAL	0- 0	0- 0	0- 0				

RPI 1-25				RPI 26-50				RPI 51-100				RPI 101+			
RPI	S	Opponent	Score	RPI	S	Opponent	Score	RPI	S	Opponent	Score	RPI	S	Opponent	Score
15	A	Maryland	58 91					61	H	St. John's (NY)	66 71	114	H	Dartmouth	76 61
								69	H	Fordham	59 52	128	N	Northern Ill.	97 91
								70	H	Maine	68 54	152	H	Binghamton	63 46
												161	A	Hartford	55 70
												172	N	Southern Ill.	68 57
												180	A	New Hampshire	68 74
												180	H	New Hampshire	66 53
												197	A	Siena	78 63
												213	A	Stony Brook	72 68
												213	H	Stony Brook	64 58
												242	H	St. Bonaventure	69 52
												245	A	Holy Cross	65 56
												248	A	Manhattan	62 56
												274	A	Vermont	57 62
												274	H	Vermont	67 55
												291	A	Central Conn. St.	72 60
												299	A	Monmouth	68 44
												328	A	UMBC	78 75
												329	H	Wagner	89 44
												347	A	UMass Lowell	61 52
												347	H	UMass Lowell	93 60
LAST 12 Division I GAMES:															
274	A	Vermont	57 62	347	A	UMass Lowell	61 52	152	H	Binghamton	63 46				
347	H	UMass Lowell	93 60	70	H	Maine	68 54	213	A	Stony Brook	72 68				
180	A	New Hampshire	68 74	180	H	New Hampshire	66 53	161	A	Hartford	55 70				
213	H	Stony Brook	64 58												
274	H	Vermont	67 55												
328	A	UMBC	78 75												

Non-Div I Games:

Albany (NY)

Average RPI Loss: 41

DIV. I ONLY	13- 12	169	4- 6	27	56	84	84	4	4
DIV. I NON-CONF.	8- 3	65	0- 0	112	229	83	83	5	5
TOTALS	RPI 1-25	RPI 26-50	W-L RECORDS	RPI 51-100	RPI 101-999	RPI 201+			
13- 12	0- 6	1- 3	OVERALL	2- 1	10- 2	5- 0			
8- 6	0- 2	1- 1	HOME	0- 1	7- 2	4- 0			
4- 5	0- 3	0- 2	AWAY	1- 0	3- 0	1- 0			
1- 1	0- 1	0- 0	NEUTRAL	1- 0	0- 0	0- 0			
8- 3	0- 2	0- 0	NON-CONFERENCE	1- 0	7- 1	4- 0			
6- 1	0- 0	0- 0	HOME	0- 0	6- 1	3- 0			
1- 1	0- 1	0- 0	AWAY	0- 0	1- 0	1- 0			
1- 1	0- 1	0- 0	NEUTRAL	1- 0	0- 0	0- 0			
5- 9	0- 4	1- 3	CONFERENCE	1- 1	3- 1	1- 0			
2- 5	0- 2	1- 1	HOME	0- 1	1- 1	1- 0			
3- 4	0- 2	0- 2	AWAY	1- 0	2- 0	0- 0			
0- 0	0- 0	0- 0	NEUTRAL	0- 0	0- 0	0- 0			

RPI 1-25				RPI 26-50				RPI 51-100				RPI 101+			
RPI	S	Opponent	Score	RPI	S	Opponent	Score	RPI	S	Opponent	Score	RPI	S	Opponent	Score
7	A	Bayl or	50 75	28	A	Okl ahoma	49 68	52	A	West Vi rgi ni a	60 52	115	H	Li ttle Rock	66 51
7	H	Bayl or	58 88	28	H	Okl ahoma	71 76	60	H	TCU	63 68	121	A	Iowa St.	67 60
9	A	Texas	54 76	45	A	Okl ahoma St.	68 76	79	N	Penn St.	70 65	121	H	Iowa St.	45 80
9	H	Texas	64 75	45	H	Okl ahoma St.	80 64					134	H	SFA	74 49
11	N	UCLA	55 64									145	H	UNI	71 72
18	A	Missouri	59 73									166	A	Kansas	63 59
Team's RPI: 84															
LAST 12 Division I GAMES:															
9	A	Texas	54 76	7	A	Bayl or	50 75								
228	H	Texas Tech	83 69	28	H	Okl ahoma	71 76								
121	H	Iowa St.	45 80	45	H	Okl ahoma St.	80 64								
28	A	Okl ahoma	49 68	121	A	Iowa St.	67 60								
166	A	Kansas	63 59	9	H	Texas	64 75								
60	H	TCU	63 68	52	A	West Vi rgi ni a	60 52								

Kansas St.

Average RPI Win:	137	WON-LOST	WINNING	LAST 10	STRENGTH OF	OPP. STRENGTH	TEAM	ADJ.	CONF.	ADJ CONF.
Average RPI Loss:	55	RECORD	PCT. RANK	GAMES	SCHEDULE	OF SCHEDULE	RPI	RPI	RPI	RPI
DIV. I ONLY	10- 15	229	2- 8	12	41	85	85	5	5	
DIV. I NON-CONF.	7- 5	132	0- 0	7	65	30	30	3	3	

TOTALS	RPI 1-25	RPI 26-50	W-L RECORDS	RPI 51-100	RPI 101-999	RPI 201+				
10- 15	1- 3	0- 7	OVERALL	1- 3	8- 2	1- 0				
4- 6	0- 1	0- 3	HOME	0- 1	4- 1	0- 0				
4- 8	0- 2	0- 3	AWAY	1- 2	3- 1	1- 0				
2- 1	1- 0	0- 1	NEUTRAL	0- 0	1- 0	0- 0				
7- 5	1- 0	0- 2	NON-CONFERENCE	1- 2	5- 1	0- 0				
2- 2	0- 0	0- 1	HOME	0- 0	2- 1	0- 0				
3- 2	0- 0	0- 0	AWAY	1- 2	2- 0	0- 0				
2- 1	1- 0	0- 1	NEUTRAL	0- 0	1- 0	0- 0				
3- 10	0- 3	0- 5	CONFERENCE	0- 1	3- 1	1- 0				
2- 4	0- 1	0- 2	HOME	0- 1	2- 0	0- 0				
1- 6	0- 2	0- 3	AWAY	0- 0	1- 1	1- 0				
0- 0	0- 0	0- 0	NEUTRAL	0- 0	0- 0	0- 0				

RPI 1-25				RPI 26-50				RPI 51-100				Team's RPI: 85				RPI 101+			
RPI	S	Opponent	Score	RPI	S	Opponent	Score	RPI	S	Opponent	Score	RPI	S	Opponent	Score	RPI	S	Opponent	Score
10	A	Oregon	56 89	29	N	South Fla.	45 82	56	A	UC Davis	76 91	103	H	Saint Louis	85 63				
11	H	UCLA	71 79	33	A	Arizona St.	51 77	58	A	Nebraska	73 61	104	H	Kentucky	68 73				
13	A	Stanford	57 70	36	A	Cal i forni a	60 66	75	A	Saint Mary's (CA)	75 81	126	N	ETSU	80 76				
20	N	Rutgers	63 60	48	H	Southern Cal i forni a	72 73	89	H	Utah	79 81	141	H	Colorado	89 75				
				49	A	Oregon St.	53 71					144	H	Idaho St.	72 55				
				49	H	Oregon St.	61 63					151	A	San Franci sco	74 70				
				50	H	Gonzaga	56 64					167	A	Washi ngton	49 56				
												167	H	Washi ngton	78 75				
												176	A	Boi se St.	61 53				
												279	A	Ari zona	78 60				
LAST 12 Division I GAMES:																			
				49	H	Oregon St.	61 63					167	H	Washi ngton	78 75				
				33	A	Ari zona St.	51 77					36	A	Cal i forni a	60 66				
				279	A	Ari zona	78 60					13	A	Stanford	57 70				
				11	H	UCLA	71 79					89	H	Utah	79 81				
				48	H	Southern Cal i forni a	72 73					141	H	Col orado	89 75				
				167	A	Washi ngton	49 56					49	A	Oregon St.	53 71				

Non-Div I Games:

Washington St.

Loss,
Non-Conf,
S Site,
H Home
A Away
N Neutral

Average RPI Win:	189	WON-LOST	WINNING	LAST 10	STRENGTH OF	OPP. STRENGTH	TEAM	ADJ.	CONF.	ADJ CONF.
Average RPI Loss:	141	RECORD	PCT. RANK	GAMES	SCHEDULE	OF SCHEDULE	RPI	RPI	RPI	RPI
DIV. I ONLY	18- 7	57	4- 6	190	115	86	86	16	16	
DIV. I NON-CONF.	11- 1	13	0- 0	77	108	13	13	15	15	

TOTALS	RPI 1-25	RPI 26-50	W-L RECORDS	RPI 51-100	RPI 101-999	RPI 201+				
18- 7	0- 0	1- 1	OVERALL	1- 2	16- 4	8- 2				
15- 1	0- 0	1- 0	HOME	1- 1	13- 0	6- 0				
3- 6	0- 0	0- 1	AWAY	0- 1	3- 4	2- 2				
0- 0	0- 0	0- 0	NEUTRAL	0- 0	0- 0	0- 0				
11- 1	0- 0	1- 1	NON-CONFERENCE	1- 0	9- 0	4- 0				
9- 0	0- 0	1- 0	HOME	1- 0	7- 0	3- 0				
2- 1	0- 0	0- 1	AWAY	0- 0	2- 0	1- 0				
0- 0	0- 0	0- 0	NEUTRAL	0- 0	0- 0	0- 0				
7- 6	0- 0	0- 0	CONFERENCE	0- 2	7- 4	4- 2				
6- 1	0- 0	0- 0	HOME	0- 1	6- 0	3- 0				
1- 5	0- 0	0- 0	AWAY	0- 1	1- 4	1- 2				
0- 0	0- 0	0- 0	NEUTRAL	0- 0	0- 0	0- 0				

RPI 1-25				RPI 26-50				RPI 51-100				Team's RPI: 86				RPI 101+			
RPI	S	Opponent	Score	RPI	S	Opponent	Score	RPI	S	Opponent	Score	RPI	S	Opponent	Score	RPI	S	Opponent	Score
				28	A	Oklahoma	63 105	73	A	Wyoming	55 66	109	H	Western Mich.	88 76				
				32	H	Marquette	88 87	82	H	Navy	94 87	110	H	Lamar University	90 58				
								90	H	UNLV	66 68	116	A	Colorado St.	71 74				
												135	A	UTEP	59 35				
												148	H	Fresno St.	88 75				
												158	H	Wichita St.	76 62				
												174	H	UC Irvine	83 61				
												176	A	Boise St.	85 91				
												176	H	Boise St.	100 83				
												189	H	Nevada	72 68				
												211	H	Illinois	97 68				
												228	H	Texas Tech	90 56				
												240	A	New Mexico St.	101 93				
												240	H	New Mexico St.	86 75				
												252	A	San Diego St.	89 97				
												254	A	San Jose St.	86 95				
												254	H	San Jose St.	92 62				
												297	H	Utah St.	80 47				
												310	A	Air Force	88 59				
												310	H	Air Force	57 49				
LAST 12 Division I GAMES:																			
				310	H	Air Force	57 49	90	H	UNLV	66 68								
				176	A	Boise St.	85 91	148	H	Fresno St.	88 75								
				254	H	San Jose St.	92 62	73	A	Wyoming	55 66								
				297	H	Utah St.	80 47	254	A	San Jose St.	86 95								
				116	A	Colorado St.	71 74	176	H	Boise St.	100 83								
				252	A	San Diego St.	89 97	189	H	Nevada	72 68								

Non-Div I Games: Northern N.M. 107 66

New Mexico

Average RPI Win: 253	WON-LOST RECORD	WINNING PCT. RANK	LAST 10 GAMES	STRENGTH OF SCHEDULE	OPP. STRENGTH OF SCHEDULE	TEAM RPI	ADJ. RPI	CONF. RPI	ADJ. CONF. RPI
Average RPI Loss: 105									
DIV. I ONLY	14- 8	96	3- 1	128	293	87	87	27	27
DIV. I NON-CONF.	3- 7	254	0- 1	45	146	142	142	28	28

TOTALS	RPI 1-25	RPI 26-50	W-L RECORDS	RPI 51-100	RPI 101-999	RPI 201+			
14- 8	0- 1	0- 2	OVERALL	0- 3	14- 2	11- 2			
7- 0	0- 0	0- 0	HOME	0- 0	7- 0	6- 0			
6- 6	0- 1	0- 1	AWAY	0- 2	6- 2	5- 2			
1- 2	0- 0	0- 1	NEUTRAL	0- 1	1- 0	0- 0			
3- 7	0- 1	0- 2	NON-CONFERENCE	0- 3	3- 1	2- 1			
1- 0	0- 0	0- 0	HOME	0- 0	1- 0	1- 0			
1- 5	0- 1	0- 1	AWAY	0- 2	1- 1	1- 1			
1- 2	0- 0	0- 1	NEUTRAL	0- 1	1- 0	0- 0			
11- 1	0- 0	0- 0	CONFERENCE	0- 0	11- 1	9- 1			
6- 0	0- 0	0- 0	HOME	0- 0	6- 0	5- 0			
5- 1	0- 0	0- 0	AWAY	0- 0	5- 1	4- 1			
0- 0	0- 0	0- 0	NEUTRAL	0- 0	0- 0	0- 0			

RPI S Opponent Score	RPI S Opponent Score	RPI S Opponent Score	RPI S Opponent Score
14 A Duke 51 68	31 N Northern Colo. 57 65	63 N Houston 68 75	155 H Radford 61 56
	35 A Mi chi gan 50 74	77 A James Madi son 47 58	156 A Hi gh Point 65 42
		88 A Drake 68 96	181 N Denver 82 69
			220 A Gardner-Webb 85 60
			220 H Gardner-Webb 59 41
			247 A UNC Asheville 41 48
			249 A Campbel l 46 33
			249 H Campbel l 60 42
			270 A Presbyteri an 76 64
			270 H Presbyteri an 63 55
			283 A Old Domi ni on 63 55
			286 A Massachusetts 61 64
			289 H Val parai so 61 40
			306 H Charleston So. 63 53
			341 H Wi nthrop 63 37
			349 A Longwood 63 51
LAST 12 Di vi si on I GAMES:			
88 A Drake 68 96	349 A Longwood 63 51		
249 A Campbel l 46 33	249 H Campbel l 60 42		
220 H Gardner-Webb 59 41	247 A UNC Asheville 41 48		
270 H Presbyteri an 63 55	220 A Gardner-Webb 85 60		
156 A Hi gh Point 65 42	341 H Wi nthrop 63 37		
155 H Radford 61 56	306 H Charleston So. 63 53		

Non-Di v I Games: Shippensburg 105 43 Limestone 68 38

Liberty

Average RPI Win: 214

Average RPI Loss: 49

WON-LOST
RECORDWINNING
PCT. RANKLAST 10
GAMESSTRENGTH OF
SCHEDULEOPP. STRENGTH
OF SCHEDULETEAM
RPIADJ.
RPICONF.
RPIADJ CONF.
RPIDIV. I ONLY
DIV. I NON-CONF.16- 7
4- 764
22610- 0
0- 0126
12146
2288
13188
13124
2224
22

TOTALS

RPI 1-25

RPI 26-50

W-L RECORDS

RPI 51-100

RPI 101-999

RPI 201+

16- 7

0- 2

0- 2

OVERALL

1- 2

15- 1

8- 0

10- 3

0- 0

0- 2

HOME

1- 1

9- 0

4- 0

5- 3

0- 2

0- 0

AWAY

0- 1

5- 0

3- 0

1- 1

0- 0

0- 0

NEUTRAL

0- 0

1- 1

1- 0

4- 7

0- 2

0- 2

NON-CONFERENCE

1- 2

3- 1

1- 0

3- 3

0- 0

0- 2

HOME

1- 1

2- 0

0- 0

0- 3

0- 2

0- 0

AWAY

0- 1

0- 0

0- 0

1- 1

0- 0

0- 0

NEUTRAL

0- 0

1- 1

1- 0

12- 0

0- 0

0- 0

CONFERENCE

0- 0

12- 0

7- 0

7- 0

0- 0

0- 0

HOME

0- 0

7- 0

4- 0

5- 0

0- 0

0- 0

AWAY

0- 0

5- 0

3- 0

0- 0

0- 0

0- 0

NEUTRAL

0- 0

0- 0

0- 0

RPI 1-25

RPI 26-50

RPI 51-100

Team's RPI: 88

RPI 101+

RPI	S	Opponent	Score
10	A	Oregon	77 110
19	A	Iowa	66 79

RPI	S	Opponent	Score
38	H	Creighton	100 108
39	H	South Dakota St.	78 85

RPI	S	Opponent	Score
58	H	Nebraska	84 89
73	A	Wyoming	61 75
87	H	Liberty	96 68

RPI	S	Opponent	Score
108	N	George Mason	75 87
111	H	Millwaukee	77 73
112	A	Missouri St.	80 68
112	H	Missouri St.	84 65
121	H	Iowa St.	83 80
145	H	UNI	81 64
172	A	Southern Ill.	75 64
172	H	Southern Ill.	84 73
250	A	Bradley	84 75
255	A	Illinois St.	65 58
264	H	Indiana St.	85 64
289	H	Valparaiso	86 50
296	H	Loyola Chicago	72 46
338	N	Mississippi Val.	96 60
348	A	Evansville	101 50
348	H	Evansville	107 66

LAST 12 Division I GAMES:

348	A	Evansville	101 50
112	H	Missouri St.	84 65
172	H	Southern Ill.	84 73
250	A	Bradley	84 75
255	A	Illinois St.	65 58
145	H	UNI	81 64

348	H	Evansville	107 66
264	H	Indiana St.	85 64
172	A	Southern Ill.	75 64
112	A	Missouri St.	80 68
296	H	Loyola Chicago	72 46
289	H	Valparaiso	86 50

Non-Div I Games:

Iowa Wesleyan

102 25

Drake

Average RPI Win:	177	WON-LOST	WINNING	LAST 10	STRENGTH OF	OPP. STRENGTH	TEAM	ADJ.	CONF.	ADJ CONF.
Average RPI Loss:	59	RECORD	PCT. RANK	GAMES	SCHEDULE	OF SCHEDULE	RPI	RPI	RPI	RPI
DIV. I ONLY	15- 9	101	4- 6	102	65	89	89	5	5	
DIV. I NON-CONF.	9- 2	34	0- 0	181	163	47	47	3	3	

TOTALS	RPI 1-25	RPI 26-50	W-L RECORDS	RPI 51-100	RPI 101-999	RPI 201+				
15- 9	0- 3	2- 3	OVERALL	2- 1	11- 2	5- 0				
8- 6	0- 2	1- 3	HOME	1- 0	6- 1	3- 0				
7- 3	0- 1	1- 0	AWAY	1- 1	5- 1	2- 0				
0- 0	0- 0	0- 0	NEUTRAL	0- 0	0- 0	0- 0				
9- 2	0- 0	1- 0	NON-CONFERENCE	1- 1	7- 1	3- 0				
7- 0	0- 0	1- 0	HOME	1- 0	5- 0	2- 0				
2- 2	0- 0	0- 0	AWAY	0- 1	2- 1	1- 0				
0- 0	0- 0	0- 0	NEUTRAL	0- 0	0- 0	0- 0				
6- 7	0- 3	1- 3	CONFERENCE	1- 0	4- 1	2- 0				
1- 6	0- 2	0- 3	HOME	0- 0	1- 1	1- 0				
5- 1	0- 1	1- 0	AWAY	1- 0	3- 0	1- 0				
0- 0	0- 0	0- 0	NEUTRAL	0- 0	0- 0	0- 0				

RPI 1-25				RPI 26-50				RPI 51-100				RPI 101+			
RPI	S	Opponent	Score	RPI	S	Opponent	Score	RPI	S	Opponent	Score	RPI	S	Opponent	Score
10	H	Oregon	68 84	33	A	Arizona St.	58 56	75	H	Saint Mary's (CA)	74 63	125	A	BYU	68 77
11	H	UCLA	74 81	33	H	Arizona St.	81 83	85	A	Washington St.	81 79	141	A	Colorado	78 74
13	A	Stanford	49 70	40	H	Purdue	81 68	100	A	Alabama	60 65	141	H	Colorado	65 69
				48	H	Southern California	47 58					150	A	Weber St.	85 58
				49	H	Oregon St.	58 69					167	A	Washington	74 65

LAST 12 Division I GAMES:															
13	A	Stanford	49 70	33	A	Arizona St.	58 56	75	H	Saint Mary's (CA)	74 63	125	A	BYU	68 77
141	A	Colorado	78 74	48	H	Southern California	47 58	85	A	Washington St.	81 79	141	A	Colorado	78 74
141	H	Colorado	65 69	11	H	UCLA	74 81	100	A	Alabama	60 65	141	H	Colorado	65 69
10	H	Oregon	68 84	85	A	Washington St.	81 79					150	A	Weber St.	85 58
49	H	Oregon St.	58 69	167	A	Washington	74 65					167	A	Washington	74 65
279	A	Arizona	80 56	33	H	Arizona St.	81 83					178	H	UT Arlington	71 41

Non-Div I Games:

Utah

U
N
L
V

U
N
L
V

UNLV

Through Games Of Feb. 10, 2018

Average RPI Win: 200

Average RPI Loss: 83

WON-LOST RECORD

WINNING PCT. RANK

LAST 10 GAMES

STRENGTH OF SCHEDULE

OPP. STRENGTH OF SCHEDULE

TEAM RPI

ADJ. RPI

CONF. RPI

ADJ CONF. RPI

DIV. I ONLY

DIV. I NON-CONF.

14- 9

5- 6

112

187

8- 2

0- 0

70

8

116

76

90

92

90

92

16

15

16

15

TOTALS

RPI 1-25

RPI 26-50

W-L RECORDS

RPI 51-100

RPI 101-999

RPI 201+

14- 9

0- 3

1- 2

OVERALL

1- 1

12- 3

7- 1

9- 4

0- 1

0- 2

HOME

0- 0

9- 1

4- 0

5- 3

0- 1

1- 0

AWAY

1- 1

3- 1

3- 0

0- 2

0- 1

0- 0

NEUTRAL

0- 0

0- 1

0- 1

5- 6

0- 3

1- 2

NON-CONFERENCE

0- 0

4- 1

2- 1

4- 3

0- 1

0- 2

HOME

0- 0

4- 0

2- 0

1- 1

0- 1

1- 0

AWAY

0- 0

0- 0

0- 0

0- 2

0- 1

0- 0

NEUTRAL

0- 0

0- 1

0- 1

9- 3

0- 0

0- 0

CONFERENCE

1- 1

8- 2

5- 0

5- 1

0- 0

0- 0

HOME

0- 0

5- 1

2- 0

4- 2

0- 0

0- 0

AWAY

1- 1

3- 1

3- 0

0- 0

0- 0

0- 0

NEUTRAL

0- 0

0- 0

0- 0

U
N
L
V

UNLV

RPI 1-25

RPI 26-50

RPI 51-100

Team's RPI: 90

RPI 101+

RPI S Opponent Score

3 H Mississippi St. 63 103

13 A Stanford 33 74

21 N Buffalo 53 80

RPI S Opponent Score

37 H Syracuse 55 69

47 H Minnesota 72 79

50 A Gonzaga 52 50

RPI S Opponent Score

73 A Wyoming 56 69

86 A New Mexico 68 66

RPI S Opponent Score

116 H Colorado St. 56 52

138 H Portland St. 88 80

148 H Fresno St. 72 74

174 H UC Irvine 73 54

176 A Boise St. 60 69

176 H Boise St. 77 54

189 H Nevada 77 75

232 N UC Riverside 88 95

241 H Hofstra 68 52

252 A San Diego St. 75 64

254 A San Jose St. 80 53

254 H San Jose St. 79 60

263 H Grand Canyon 76 47

297 A Utah St. 63 54

310 H Air Force 69 57

LAST 12 Division I GAMES:

73 A Wyoming 56 69

189 H Nevada 77 75

176 H Boise St. 77 54

254 A San Jose St. 80 53

252 A San Diego St. 75 64

148 H Fresno St. 72 74

116 H Colorado St. 56 52

86 A New Mexico 68 66

310 H Air Force 69 57

297 A Utah St. 63 54

254 H San Jose St. 79 60

176 A Boise St. 60 69

Non-Div I Games:

Loss, Non-Conf, S Site, H Home A Away N Neutral

Page 90

UNLV

Non-Div I Games:

UNLV

Average RPI Win:	166	WON-LOST	WINNING	LAST 10	STRENGTH OF	OPP. STRENGTH	TEAM	ADJ.	CONF.	ADJ CONF.
Average RPI Loss:	58	RECORD	PCT. RANK	GAMES	SCHEDULE	OF SCHEDULE	RPI	RPI	RPI	RPI
DIV. I ONLY	11- 11	174	2- 8	48	49	91	91	2	2	
DIV. I NON-CONF.	8- 3	65	0- 0	193	155	89	89	2	2	

TOTALS	RPI 1-25	RPI 26-50	W-L RECORDS	RPI 51-100	RPI 101-999	RPI 201+				
11- 11	0- 5	1- 1	OVERALL	2- 3	8- 2	3- 0				
8- 2	0- 1	1- 0	HOME	1- 1	6- 0	3- 0				
2- 7	0- 4	0- 1	AWAY	1- 1	1- 1	0- 0				
1- 2	0- 0	0- 0	NEUTRAL	0- 1	1- 1	0- 0				
8- 3	0- 0	0- 0	NON-CONFERENCE	1- 2	7- 1	3- 0				
5- 0	0- 0	0- 0	HOME	0- 0	5- 0	3- 0				
2- 1	0- 0	0- 0	AWAY	1- 1	1- 0	0- 0				
1- 2	0- 0	0- 0	NEUTRAL	0- 1	1- 1	0- 0				
3- 8	0- 5	1- 1	CONFERENCE	1- 1	1- 1	0- 0				
3- 2	0- 1	1- 0	HOME	1- 1	1- 0	0- 0				
0- 6	0- 4	0- 1	AWAY	0- 0	0- 1	0- 0				
0- 0	0- 0	0- 0	NEUTRAL	0- 0	0- 0	0- 0				

RPI 1-25				RPI 26-50				RPI 51-100				RPI 101+			
RPI	S	Opponent	Score	RPI	S	Opponent	Score	RPI	S	Opponent	Score	RPI	S	Opponent	Score
8	A	Tennessee	59 70	27	A	LSU	56 59	53	A	Virginia Tech	63 72	104	A	Kentucky	48 65
16	A	South Carolina	63 71	27	H	LSU	70 62	71	A	Indiana	65 53	122	N	Georgetown	60 40
17	A	Texas A&M	59 78					94	H	Arkansas	58 68	157	H	Louisiana Tech	75 59
17	H	Texas A&M	73 82					98	N	Chattanooga	41 50	160	A	Louisiana	70 60
23	A	Georgia	48 60					100	H	Alabama	69 60	165	H	Florida	84 55
												177	H	Southern U.	65 47
												185	N	Northwestern	48 49
												217	H	N.C. A&T	63 53
												294	H	Southeastern La.	80 46
												337	H	La.-Monroe	67 41
LAST 12 Division I GAMES:															
27	H	LSU	70 62	94	H	Arkansas	58 68	16	A	South Carolina	63 71	17	H	Texas A&M	73 82
17	A	Texas A&M	59 78	16	A	South Carolina	63 71	8	A	Tennessee	59 70	165	H	Florida	84 55
104	A	Kentucky	48 65	17	H	Texas A&M	73 82	294	H	Southeastern La.	80 46				
100	H	Alabama	69 60												
23	A	Georgia	48 60												
27	A	LSU	56 59												

Non-Div I Games: Xavier (LA) 70 44

Auburn

Average RPI	Win:	200	WON-LOST	WINNING	LAST 10	STRENGTH OF	OPP. STRENGTH	TEAM	ADJ.	CONF.	ADJ CONF.
Average RPI	Loss:	56	RECORD	PCT. RANK	GAMES	SCHEDULE	OF SCHEDULE	RPI	RPI	RPI	RPI
DIV. I ONLY		12- 11		163	7- 3	44	104	92	92	12	12
DIV. I NON-CONF.		5- 7		212	1- 0	14	51	106	106	10	10

TOTALS	RPI 1-25		RPI 26-50		W-L RECORDS	RPI 51-100		RPI 101-999		RPI 201+	
12- 11	0- 1		0- 5		OVERALL	1- 3		11- 2		6- 0	
6- 6	0- 0		0- 3		HOME	1- 1		5- 2		2- 0	
6- 5	0- 0		0- 0		AWAY	0- 0		6- 0		4- 0	
0- 0	0- 0		0- 0		NEUTRAL	0- 0		0- 0		0- 0	
5- 7	0- 1		0- 4		NON-CONFERENCE	1- 1		4- 1		2- 0	
3- 4	0- 0		0- 3		HOME	1- 0		2- 1		0- 0	
2- 3	0- 1		0- 1		AWAY	0- 1		2- 0		2- 0	
0- 0	0- 0		0- 0		NEUTRAL	0- 0		0- 0		0- 0	
7- 4	0- 0		0- 1		CONFERENCE	0- 2		7- 1		4- 0	
3- 2	0- 0		0- 0		HOME	0- 1		3- 1		2- 0	
4- 2	0- 0		0- 1		AWAY	0- 1		4- 0		2- 0	
0- 0	0- 0		0- 0		NEUTRAL	0- 0		0- 0		0- 0	

RPI	S	Opponent	Score	RPI	S	Opponent	Score	RPI	S	Opponent	Score	RPI	S	Opponent	Score
15	A	Maryland	54 80	29	H	South Fla.	78 83	54	A	Mercer	44 61	103	H	Saint Louis	69 72
				34	A	Princeton	52 72	59	H	American	61 44	108	A	George Mason	65 61
				37	H	Syracuse	62 74	67	H	Duquesne	53 54	108	H	George Mason	62 52
				39	H	South Dakota St.	88 97	69	A	Fordham	50 61	120	H	Vanderbilt	59 69
				46	A	Dayton	55 66					122	H	Georgetown	65 54
												159	A	Davidson	53 48
												184	H	Wisconsin	61 46
												237	H	La Salle	60 45
												242	A	St. Bonaventure	63 56
												259	A	Towson	66 43
												284	A	VCU	61 39
												299	A	Monmouth	59 45
												333	H	Rhode Island	65 52

Team's RPI: 92															
LAST 12 Division I GAMES:															
108	A	George Mason	65 61	159	A	Davidson	53 48	67	H	Duquesne	53 54	108	H	George Mason	62 52
242	A	St. Bonaventure	63 56	284	A	VCU	61 39	69	A	Fordham	50 61	299	A	Monmouth	59 45
237	H	La Salle	60 45												
103	H	Saint Louis	69 72												
333	H	Rhode Island	65 52												
46	A	Dayton	55 66												

Non-Div I Games:

George Washington

Average RPI	Win:	199	WON-LOST	WINNING	LAST 10	STRENGTH OF	OPP. STRENGTH	TEAM	ADJ.	CONF.	ADJ CONF.
Average RPI	Loss:	82	RECORD	PCT. RANK	GAMES	SCHEDULE	OF SCHEDULE	RPI	RPI	RPI	RPI
DIV. I ONLY		15- 9		101	6- 4	114	138	93	93	7	7
DIV. I NON-CONF.		8- 3		65	0- 0	255	318	101	101	8	8

TOTALS	RPI 1-25		RPI 26-50		W-L RECORDS	RPI 51-100		RPI 101-999		RPI 201+	
15- 9	0- 2		0- 3		OVERALL	3- 0		12- 4		8- 0	
9- 3	0- 1		0- 1		HOME	2- 0		7- 1		6- 0	
5- 6	0- 1		0- 2		AWAY	1- 0		4- 3		2- 0	
1- 0	0- 0		0- 0		NEUTRAL	0- 0		1- 0		0- 0	
8- 3	0- 0		0- 1		NON-CONFERENCE	1- 0		7- 2		6- 0	
5- 0	0- 0		0- 0		HOME	0- 0		5- 0		5- 0	
2- 3	0- 0		0- 1		AWAY	1- 0		1- 2		1- 0	
1- 0	0- 0		0- 0		NEUTRAL	0- 0		1- 0		0- 0	
7- 6	0- 2		0- 2		CONFERENCE	2- 0		5- 2		2- 0	
4- 3	0- 1		0- 1		HOME	2- 0		2- 1		1- 0	
3- 3	0- 1		0- 1		AWAY	0- 0		3- 1		1- 0	
0- 0	0- 0		0- 0		NEUTRAL	0- 0		0- 0		0- 0	

RPI 1-25				RPI 26-50				RPI 51-100				Team's RPI: 93				RPI 101+			
RPI	S	Opponent	Score	RPI	S	Opponent	Score	RPI	S	Opponent	Score	RPI	S	Opponent	Score	RPI	S	Opponent	Score
21	A	Buffalo	67 72	26	H	Central Mich.	66 84	65	H	Toledo	67 58	109	A	Western Mich.	70 81				
21	H	Buffalo	49 64	40	A	Purdue	66 75	68	A	IUPUI	96 83	128	A	Northern Ill.	77 62				
				43	A	Ball St.	61 86	76	H	Ohio	64 55	128	H	Northern Ill.	67 65				
												133	A	Cincinnati	62 73				
												149	A	Loyola Marymount	71 84				
												181	N	Denver	69 52				
												200	A	Eastern Mich.	73 69				
												200	H	Eastern Mich.	59 74				
												203	A	Bowling Green	66 62				
												210	H	Jacksonville St.	58 55				
												223	H	Akron	75 67				
												264	A	Indiana St.	68 56				
												285	H	Canisius	72 47				
												289	H	Valparaiso	77 68				
												316	H	Detroit Mercy	91 64				
												342	H	Florida A&M	73 33				

LAST 12 Division I GAMES:																			
21	H	Buffalo	49 64	109	A	Western Mich.	70 81												
65	H	Toledo	67 58	223	H	Akron	75 67												
203	A	Bowling Green	66 62	200	H	Eastern Mich.	59 74												
128	A	Northern Ill.	77 62	21	A	Buffalo	67 72												
76	H	Ohio	64 55	26	H	Central Mich.	66 84												
200	A	Eastern Mich.	73 69	43	A	Ball St.	61 86												

Non-Div I Games:

Mi ami (OH)

Average RPI	Win:	185	WON-LOST	WINNING	LAST 10	STRENGTH OF	OPP. STRENGTH	TEAM	ADJ.	CONF.	ADJ CONF.
Average RPI	Loss:	69	RECORD	PCT. RANK	GAMES	SCHEDULE	OF SCHEDULE	RPI	RPI	RPI	RPI
DIV. I ONLY		12- 12	174	2- 8	43	78	94	94	2	2	
DIV. I NON-CONF.		9- 4	82	1- 0	156	192	76	76	2	2	

TOTALS	RPI 1-25		RPI 26-50		W-L RECORDS		RPI 51-100		RPI 101-999		RPI 201+
12- 12	0- 5		0- 1		OVERALL		2- 2		10- 4		4- 0
8- 4	0- 1		0- 0		HOME		0- 1		8- 2		3- 0
3- 8	0- 4		0- 1		AWAY		2- 1		1- 2		0- 0
1- 0	0- 0		0- 0		NEUTRAL		0- 0		1- 0		1- 0
9- 4	0- 0		0- 1		NON-CONFERENCE		0- 1		9- 2		4- 0
7- 0	0- 0		0- 0		HOME		0- 0		7- 0		3- 0
1- 4	0- 0		0- 1		AWAY		0- 1		1- 2		0- 0
1- 0	0- 0		0- 0		NEUTRAL		0- 0		1- 0		1- 0
3- 8	0- 5		0- 0		CONFERENCE		2- 1		1- 2		0- 0
1- 4	0- 1		0- 0		HOME		0- 1		1- 2		0- 0
2- 4	0- 4		0- 0		AWAY		2- 0		0- 0		0- 0
0- 0	0- 0		0- 0		NEUTRAL		0- 0		0- 0		0- 0

RPI 1-25				RPI 26-50				RPI 51-100				Team's RPI: 94	RPI 101+			
RPI	S	Opponent	Score	RPI	S	Opponent	Score	RPI	S	Opponent	Score		RPI	S	Opponent	Score
3	A	Mississippi St.	69 111	33	A	Arizona St.	43 89	58	A	Nebraska	69 80		104	H	Kentucky	65 76
8	H	Tennessee	85 90					91	A	Auburn	68 58		118	H	Ole Miss	73 72
16	A	South Carolina	42 90					100	A	Alabama	74 66		135	A	UTEP	61 64
18	A	Missouri	54 88					100	H	Alabama	76 83		162	H	Samford	84 63
23	A	Georgia	65 78										165	H	Florida	51 65
													166	A	Kansas	60 71
													171	H	Tulsa	67 41
													178	H	UT Arlington	91 57
													186	H	Charlotte	73 72
													196	A	Oral Roberts	77 66
													215	H	Abilene Christian	79 65
													231	H	Grambling	79 62
													240 N		New Mexico St.	69 60
													331	H	Sam Houston St.	65 54
LAST 12 Division I GAMES:																
8	H	Tennessee	85 90	91	A	Auburn	68 58									
100	A	Alabama	74 66	23	A	Georgia	65 78									
104	H	Kentucky	65 76	100	H	Alabama	76 83									
16	A	South Carolina	42 90	3	A	Mississippi St.	69 111									
18	A	Missouri	54 88	118	H	Ole Miss	73 72									
165	H	Florida	51 65	231	H	Grambling	79 62									

Non-Div I Games:

Arkansas

Average RPI Win:	253	WON-LOST	WINNING	LAST 10	STRENGTH OF	OPP. STRENGTH	TEAM	ADJ.	CONF.	ADJ CONF.
Average RPI Loss:	78	RECORD	PCT. RANK	GAMES	SCHEDULE	OF SCHEDULE	RPI	RPI	RPI	RPI
DIV. I ONLY	15- 7	68	8- 2	221	204	95	95	22	22	
DIV. I NON-CONF.	7- 5	132	1- 1	222	165	108	108	21	21	

TOTALS	RPI 1-25	RPI 26-50	W-L RECORDS	RPI 51-100	RPI 101-999	RPI 201+				
15- 7	0- 2	0- 2	OVERALL	0- 1	15- 2	11- 0				
6- 1	0- 0	0- 1	HOME	0- 0	6- 0	5- 0				
8- 6	0- 2	0- 1	AWAY	0- 1	8- 2	5- 0				
1- 0	0- 0	0- 0	NEUTRAL	0- 0	1- 0	1- 0				
7- 5	0- 2	0- 0	NON-CONFERENCE	0- 1	7- 2	5- 0				
3- 0	0- 0	0- 0	HOME	0- 0	3- 0	3- 0				
3- 5	0- 2	0- 0	AWAY	0- 1	3- 2	1- 0				
1- 0	0- 0	0- 0	NEUTRAL	0- 0	1- 0	1- 0				
8- 2	0- 0	0- 2	CONFERENCE	0- 0	8- 0	6- 0				
3- 1	0- 0	0- 1	HOME	0- 0	3- 0	2- 0				
5- 1	0- 0	0- 1	AWAY	0- 0	5- 0	4- 0				
0- 0	0- 0	0- 0	NEUTRAL	0- 0	0- 0	0- 0				

RPI 1-25				RPI 26-50				RPI 51-100 Team's RPI: 95				RPI 101+			
RPI	S	Opponent	Score	RPI	S	Opponent	Score	RPI	S	Opponent	Score	RPI	S	Opponent	Score
6	A	Florida St.	50 82	41	A	FGCU	58 63	100	A	Alabama	60 75	124	A	South Ala.	60 58
22	A	NC State	44 64	41	H	FGCU	63 65					129	A	Bethune-Cookman	68 58
												165	A	Florida	59 69
												168	A	Troy	88 89
												175	A	Stetson	61 54
												175	H	Stetson	73 63
												238	A	North Florida	66 48
												243	N	Northern Ky.	61 49
												251	A	Nicholls St.	69 61
												261	H	Lipscomb	70 48
												287	A	Kennesaw St.	67 49
												287	H	Kennesaw St.	84 49
												290	A	USC Upstate	71 45
												299	H	Monmouth	74 65
												340	H	Iona	71 62
												343	H	Savannah St.	74 46
												346	A	NJIT	88 58

LAST 12 Division I GAMES:															
287	A	Kennesaw St.	67 49	346	A	NJIT	88 58								
175	A	Stetson	61 54	287	H	Kennesaw St.	84 49								
41	H	FGCU	63 65	261	H	Lipscomb	70 48								
175	H	Stetson	73 63	238	A	North Florida	66 48								
41	A	FGCU	58 63	343	H	Savannah St.	74 46								
290	A	USC Upstate	71 45	6	A	Florida St.	50 82								

Non-Div I Games: Flagler 79 52 Edward Waters 79 58 Webber Int'l 64 43

Jacksonville

Loss, Non-Conf, S Site, H Home A Away N Neutral

Average RPI Win:	240	WON-LOST	WINNING	LAST 10	STRENGTH OF	OPP. STRENGTH	TEAM	ADJ.	CONF.	ADJ CONF.
Average RPI Loss:	161	RECORD	PCT. RANK	GAMES	SCHEDULE	OF SCHEDULE	RPI	RPI	RPI	RPI
DIV. I ONLY	18- 4	25	8- 2	326	198	96	96	18	18	
DIV. I NON-CONF.	10- 2	33	2- 0	339	248	134	134	19	19	

TOTALS	RPI 1-25	RPI 26-50	W-L RECORDS	RPI 51-100	RPI 101-999	RPI 201+				
18- 4	0- 1	0- 0	OVERALL	1- 0	17- 3	13- 1				
10- 0	0- 0	0- 0	HOME	1- 0	9- 0	6- 0				
8- 4	0- 1	0- 0	AWAY	0- 0	8- 3	7- 1				
0- 0	0- 0	0- 0	NEUTRAL	0- 0	0- 0	0- 0				
10- 2	0- 1	0- 0	NON-CONFERENCE	0- 0	10- 1	9- 0				
5- 0	0- 0	0- 0	HOME	0- 0	5- 0	4- 0				
5- 2	0- 1	0- 0	AWAY	0- 0	5- 1	5- 0				
0- 0	0- 0	0- 0	NEUTRAL	0- 0	0- 0	0- 0				
8- 2	0- 0	0- 0	CONFERENCE	1- 0	7- 2	4- 1				
5- 0	0- 0	0- 0	HOME	1- 0	4- 0	2- 0				
3- 2	0- 0	0- 0	AWAY	0- 0	3- 2	2- 1				
0- 0	0- 0	0- 0	NEUTRAL	0- 0	0- 0	0- 0				

RPI 1-25				RPI 26-50				RPI 51-100				RPI 101+			
RPI	S	Opponent	Score	RPI	S	Opponent	Score	RPI	S	Opponent	Score	RPI	S	Opponent	Score
17	A	Texas A&M	76 82					51	H	Western Ky.	73 58	115	H	Little Rock	58 51
												135	H	UTEP	56 42
												157	A	Louisiana Tech	55 75
												166	A	Kansas	65 73
												186	A	Charlotte	62 55
												195	H	Southern Miss.	62 56
												208	H	Columbia	67 44
												214	A	Fla. Atlantic	67 53
												222	A	North Texas	50 49
												256	A	A&M-Corpus Christi	67 56
												263	A	Grand Canyon	69 59
												271	A	Prairie View	88 68
												283	H	Old Dominion	53 45
												295	H	UTSA	83 52
												302	A	FIU	58 68
												314	H	Incarnate Word	60 43
												320	A	Northern Ariz.	88 83
												322	H	Houston Baptist	67 45
												331	A	Sam Houston St.	79 50
												337	H	La.-Monroe	63 47
LAST 12 Division I GAMES:															
51	H	Western Ky.	73 58	302	A	FIU	58 68								
157	A	Louisiana Tech	55 75	214	A	Fla. Atlantic	67 53								
195	H	Southern Miss.	62 56	295	H	UTSA	83 52								
283	H	Old Dominion	53 45	222	A	North Texas	50 49								
135	H	UTEP	56 42	208	H	Columbia	67 44								
186	A	Charlotte	62 55	271	A	Prairie View	88 68								

Non-Div I Games:

Rice

Average RPI Win:	231	WON-LOST	WINNING	LAST 10	STRENGTH OF	OPP. STRENGTH	TEAM	ADJ.	CONF.	ADJ CONF.
Average RPI Loss:	71	RECORD	PCT. RANK	GAMES	SCHEDULE	OF SCHEDULE	RPI	RPI	RPI	RPI
DIV. I ONLY	16- 8	77	6- 4	182	150	97	97	11	11	
DIV. I NON-CONF.	7- 3	74	0- 0	248	153	99	99	14	14	

TOTALS	RPI 1-25	RPI 26-50	W-L RECORDS	RPI 51-100	RPI 101-999	RPI 201+				
16- 8	0- 4	0- 0	OVERALL	1- 1	15- 3	9- 0				
8- 2	0- 1	0- 0	HOME	0- 1	8- 0	6- 0				
6- 5	0- 3	0- 0	AWAY	1- 0	5- 2	3- 0				
2- 1	0- 0	0- 0	NEUTRAL	0- 0	2- 1	0- 0				
7- 3	0- 2	0- 0	NON-CONFERENCE	1- 0	6- 1	3- 0				
3- 0	0- 0	0- 0	HOME	0- 0	3- 0	3- 0				
2- 2	0- 2	0- 0	AWAY	1- 0	1- 0	0- 0				
2- 1	0- 0	0- 0	NEUTRAL	0- 0	2- 1	0- 0				
9- 5	0- 2	0- 0	CONFERENCE	0- 1	9- 2	6- 0				
5- 2	0- 1	0- 0	HOME	0- 1	5- 0	3- 0				
4- 3	0- 1	0- 0	AWAY	0- 0	4- 2	3- 0				
0- 0	0- 0	0- 0	NEUTRAL	0- 0	0- 0	0- 0				

RPI 1-25				RPI 26-50				RPI 51-100				Team's RPI: 97				RPI 101+			
RPI	S	Opponent	Score	RPI	S	Opponent	Score	RPI	S	Opponent	Score	RPI	S	Opponent	Score	RPI	S	Opponent	Score
12	A	Green Bay	68 75					68	H	IUPUI	61 64	111	A	Milwaukee	53 59				
12	H	Green Bay	51 58					72	A	Belmont	91 81	111	H	Milwaukee	56 51				
18	A	Missouri	80 82									127	A	Cleveland St.	70 71				
23	A	Georgia	71 87									143	A	Kent St.	72 60				
																175	N	Stetson	64 59
																190	A	Youngstown St.	69 59
																190	H	Youngstown St.	73 50
																193	N	Providence	69 74
																201	N	Richmond	85 69
																216	A	Oakland	77 57
																216	H	Oakland	80 75
																243	A	Northern Ky.	68 63
																298	H	Tennessee Tech	82 59
																316	A	Detroit Mercy	88 60
																316	H	Detroit Mercy	85 55
																324	H	Ill. -Chicago	60 50
																339	H	Chicago St.	84 39
																344	H	Eastern Ill.	81 46
LAST 12 Division I GAMES:																			
216	H	Oakland	80 75	68	H	IUPUI	61 64												
316	H	Detroit Mercy	85 55	324	H	Ill. -Chicago	60 50												
12	A	Green Bay	68 75	190	H	Youngstown St.	73 50												
111	A	Milwaukee	53 59	243	A	Northern Ky.	68 63												
190	A	Youngstown St.	69 59	316	A	Detroit Mercy	88 60												
127	A	Cleveland St.	70 71	216	A	Oakland	77 57												

Non-Div I Games: Northwestern Ohio 106 52 Cincinnati Christian 99 36

Wright St.

Average RPI	Win:	192	WON-LOST	WINNING	LAST 10	STRENGTH OF	OPP. STRENGTH	TEAM	ADJ.	CONF.	ADJ CONF.
Average RPI	Loss:	90	RECORD	PCT. RANK	GAMES	SCHEDULE	OF SCHEDULE	RPI	RPI	RPI	RPI
DIV. I ONLY		15- 9		101	6- 4	120	103	98	98	17	17
DIV. I NON-CONF.		9- 5		99	1- 1	54	42	61	61	16	16

TOTALS	RPI 1-25		RPI 26-50		W-L RECORDS	RPI 51-100		RPI 101-999		RPI 201+	
15- 9	0- 1		1- 2		OVERALL	2- 2		12- 4		7- 0	
7- 4	0- 0		1- 1		HOME	0- 2		6- 1		4- 0	
5- 4	0- 1		0- 0		AWAY	1- 0		4- 3		3- 0	
3- 1	0- 0		0- 1		NEUTRAL	1- 0		2- 0		0- 0	
9- 5	0- 1		1- 2		NON-CONFERENCE	2- 1		6- 1		2- 0	
4- 2	0- 0		1- 1		HOME	0- 1		3- 0		2- 0	
2- 2	0- 1		0- 0		AWAY	1- 0		1- 1		0- 0	
3- 1	0- 0		0- 1		NEUTRAL	1- 0		2- 0		0- 0	
6- 4	0- 0		0- 0		CONFERENCE	0- 1		6- 3		5- 0	
3- 2	0- 0		0- 0		HOME	0- 1		3- 1		2- 0	
3- 2	0- 0		0- 0		AWAY	0- 0		3- 2		3- 0	
0- 0	0- 0		0- 0		NEUTRAL	0- 0		0- 0		0- 0	

RPI 1-25				RPI 26-50				RPI 51-100				Team's RPI : 98				RPI 101+			
RPI	S	Opponent	Score	RPI	S	Opponent	Score	RPI	S	Opponent	Score	RPI	S	Opponent	Score	RPI	S	Opponent	Score
12	A	Green Bay	30 60	34	N	Princeton	49 59	53	H	Virginia Tech	44 64	122	N	Georgetown	54 41				
				41	H	FGCU	68 61	54	H	Mercer	50 71	126	A	ETSU	58 65				
				42	H	UCF	57 58	71	A	Indiana	64 61	126	H	ETSU	55 61				
								91	N	Auburn	50 41	162	H	Samford	68 58				
												165	A	Florida	65 60				
												175	A	Stetson	67 78				
												185	N	Northwestern	61 44				
												188	A	Furman	57 58				
												194	H	UT Martin	87 82				
												206	H	Hampton	64 52				
												221	A	UNCG	73 57				
												221	H	UNCG	49 42				
												270	H	Presbyterian	71 51				
												304	A	Wofford	54 47				
												312	A	Western Caro.	58 41				
												312	H	Western Caro.	47 32				

LAST 12 Division I GAMES:																			
				126	H	ETSU	55 61	304	A	Wofford	54 47								
				221	A	UNCG	73 57	126	A	ETSU	58 65								
				312	A	Western Caro.	58 41	312	H	Western Caro.	47 32								
				54	H	Mercer	50 71	221	H	UNCG	49 42								
				162	H	Samford	68 58	206	H	Hampton	64 52								
				188	A	Furman	57 58	34	N	Princeton	49 59								

Non-Div I Games:

Chattanooga

Average RPI Win: 179

Average RPI Loss: 65

WON-LOST
RECORDWINNING
PCT. RANKLAST 10
GAMESSTRENGTH OF
SCHEDULEOPP. STRENGTH
OF SCHEDULETEAM
RPIADJ.
RPICONF.
RPIADJ CONF.
RPIDIV. I ONLY
DIV. I NON-CONF.13- 13
8- 4174
872- 8
0- 059
9983
23499
6799
676
66
6

TOTALS

RPI 1-25

RPI 26-50

W-L RECORDS

RPI 51-100

RPI 101-999

RPI 201+

13- 13
7- 5
5- 6
1- 21- 3
0- 2
1- 1
0- 01- 3
1- 0
0- 3
0- 0OVERALL
HOME
AWAY
NEUTRAL1- 4
0- 1
0- 1
1- 210- 3
6- 2
4- 1
0- 06- 1
3- 1
3- 0
0- 08- 4
4- 0
3- 2
1- 20- 0
0- 0
0- 0
0- 00- 2
0- 0
0- 2
0- 0NON-CONFERENCE
HOME
AWAY
NEUTRAL1- 2
0- 0
0- 0
1- 27- 0
4- 0
3- 0
0- 06- 0
3- 0
3- 0
0- 05- 9
3- 5
2- 4
0- 01- 3
0- 2
1- 1
0- 01- 1
1- 0
0- 1
0- 0CONFERENCE
HOME
AWAY
NEUTRAL0- 2
0- 1
0- 1
0- 03- 3
2- 2
1- 1
0- 00- 1
0- 1
0- 0
0- 0

RPI 1-25

RPI 26-50

RPI 51-100 Team's RPI: 99

RPI 101+

RPI	S	Opponent	Score
24	A	DePaul	65 87
24	H	DePaul	68 86
25	A	Villanova	76 53
25	H	Villanova	67 69

RPI	S	Opponent	Score
29	A	South Fla.	55 71
32	A	Marquette	67 69
38	H	Creighton	59 53
43	A	Ball St.	75 87

RPI	S	Opponent	Score
52	N	West Virginia	68 75
53	N	Virginia Tech	79 77
55	N	Drexel	62 76
61	A	St. John's (NY)	38 76
61	H	St. John's (NY)	55 73

RPI	S	Opponent	Score
106	A	Seton Hall	64 75
106	H	Seton Hall	66 48
122	A	Georgetown	66 57
122	H	Georgetown	52 63
184	H	Wisconsin	69 62
193	H	Providence	68 57
212	H	Xavier	62 69
236	H	Austin Peay	75 54
255	A	Illinois St.	56 45
261	H	Lipscomb	70 58
264	A	Indiana St.	60 51
292	A	Murray St.	88 59
296	H	Loyola Chicago	64 52

LAST 12 Division I GAMES:

24	H	DePaul	68 86	38	H	Creighton	59 53
106	A	Seton Hall	64 75	24	A	DePaul	65 87
61	A	St. John's (NY)	38 76	32	A	Marquette	67 69
25	H	Villanova	67 69	61	H	St. John's (NY)	55 73
122	H	Georgetown	52 63	106	H	Seton Hall	66 48
193	H	Providence	68 57	122	A	Georgetown	66 57

Non-Div I Games:

Butler

Average RPI Win:	190	WON-LOST	WINNING	LAST 10	STRENGTH OF	OPP. STRENGTH	TEAM	ADJ.	CONF.	ADJ CONF.
Average RPI Loss:	48	RECORD	PCT. RANK	GAMES	SCHEDULE	OF SCHEDULE	RPI	RPI	RPI	RPI
DIV. I ONLY	14- 10	125	4- 6	82	80	100	100	2	2	
DIV. I NON-CONF.	10- 3	51	1- 0	185	287	85	85	2	2	

TOTALS	RPI 1-25	RPI 26-50	W-L RECORDS	RPI 51-100	RPI 101-999	RPI 201+				
14- 10	0- 5	1- 0	OVERALL	3- 4	10- 1	6- 0				
10- 4	0- 3	1- 0	HOME	2- 1	7- 0	4- 0				
4- 4	0- 1	0- 0	AWAY	1- 2	3- 1	2- 0				
0- 2	0- 1	0- 0	NEUTRAL	0- 1	0- 0	0- 0				
10- 3	0- 1	0- 0	NON-CONFERENCE	2- 2	8- 0	6- 0				
8- 0	0- 0	0- 0	HOME	2- 0	6- 0	4- 0				
2- 1	0- 0	0- 0	AWAY	0- 1	2- 0	2- 0				
0- 2	0- 1	0- 0	NEUTRAL	0- 1	0- 0	0- 0				
4- 7	0- 4	1- 0	CONFERENCE	1- 2	2- 1	0- 0				
2- 4	0- 3	1- 0	HOME	0- 1	1- 0	0- 0				
2- 3	0- 1	0- 0	AWAY	1- 1	1- 1	0- 0				
0- 0	0- 0	0- 0	NEUTRAL	0- 0	0- 0	0- 0				

RPI 1-25				RPI 26-50				RPI 51-100 Team's RPI: 100				RPI 101+			
RPI	S	Opponent	Score	RPI	S	Opponent	Score	RPI	S	Opponent	Score	RPI	S	Opponent	Score
3	A	Mississippi St.	61 75	27	H	LSU	65 51	57	N	Elon	55 60	104	A	Kentucky	54 79
16	H	South Carolina	66 79					60	A	TCU	67 88	112	H	Missouri St.	65 61
17	H	Texas A&M	54 73					89	H	Utah	65 60	120	H	Vanderbilt	77 75
18	H	Missouri	56 62					91	A	Auburn	60 69	165	A	Florida	63 54
22	N	NC State	49 68					94	A	Arkansas	83 76	191	H	SMU	59 44
								94	H	Arkansas	66 74	231	H	Grambling	73 49
								95	H	Jacksonville	75 60	261	A	Lipscomb	73 51
												292	H	Murray St.	68 47
												317	H	Alabama A&M	90 32
												325	A	Ga. Southern	84 36
												342	H	Florida A&M	91 55
LAST 12 Division I GAMES:															
16	H	South Carolina	66 79	3	A	Mississippi St.	61 75								
94	H	Arkansas	66 74	27	H	LSU	65 51								
91	A	Auburn	60 69	94	A	Arkansas	83 76								
104	A	Kentucky	54 79	165	A	Florida	63 54								
120	H	Vanderbilt	77 75	18	H	Missouri	56 62								
17	H	Texas A&M	54 73	342	H	Florida A&M	91 55								

Non-Div I Games:

Alabama

Average RPI Win: 193		WON-LOST	WINNING	LAST 10	STRENGTH OF		OPP. STRENGTH	TEAM	ADJ.	CONF.	ADJ CONF.
Loss: 56		RECORD	PCT. RANK	GAMES	SCHEDULE		OF SCHEDULE	RPI	RPI	RPI	RPI
DIV. I ONLY		11- 13	200	3- 7	53		33	101	101	1	1
DIV. I NON-CONF.		8- 5	111	1- 0	209		126	133	133	1	1
TOTALS		RPI 1-25	RPI 26-50		W-L RECORDS		RPI 51-100	RPI 101-999	RPI 201+		
11- 13	0- 7	1- 1		OVERALL		1- 2	9- 3		6- 1		
5- 6	0- 4	0- 0		HOME		1- 0	4- 2		3- 0		
6- 5	0- 3	1- 0		AWAY		0- 2	5- 0		3- 0		
0- 2	0- 0	0- 1		NEUTRAL		0- 0	0- 1		0- 1		
8- 5	0- 1	0- 1		NON-CONFERENCE		1- 1	7- 2		5- 1		
5- 1	0- 0	0- 0		HOME		1- 0	4- 1		3- 0		
3- 2	0- 1	0- 0		AWAY		0- 1	3- 0		2- 0		
0- 2	0- 0	0- 1		NEUTRAL		0- 0	0- 1		0- 1		
3- 8	0- 6	1- 0		CONFERENCE		0- 1	2- 1		1- 0		
0- 5	0- 4	0- 0		HOME		0- 0	0- 1		0- 0		
3- 3	0- 2	1- 0		AWAY		0- 1	2- 0		1- 0		
0- 0	0- 0	0- 0		NEUTRAL		0- 0	0- 0		0- 0		

RPI 1-25				RPI 26-50				RPI 51-100				RPI 101+ Team's RPI: 101			
RPI	S	Opponent	Score	RPI	S	Opponent	Score	RPI	S	Opponent	Score	RPI	S	Opponent	Score
1	H	Notre Dame	73 96	44	A	Mi ami (FL)	61 50	57	H	El on	53 51	102	H	North Carol ina	76 79
4	A	Louisville	52 89	47	N	Min nesota	81 93	66	A	Georgi a Tech	67 79	106	H	Seton Hall	57 67
6	H	Florida St.	79 81					79	A	Penn St.	58 68	145	A	Pi ttsburgh	58 49
14	A	Duke	51 59									186	H	Char lotte	71 69
14	H	Duke	67 80									201	A	Richmond	85 81
20	A	Rutgers	51 65									207	A	Boston College	67 59
22	H	NC State	68 82									212	A	Xavier	62 57
												241	N	Hofstra	66 69
												244	H	Texas Southern	73 56
												257	A	Col . of Charleston	77 40
												272	H	Appal achi an St.	78 49
												300	H	UMES	92 50
LAST 12 Division I GAMES:															
14	A	Duke	51 59	102	H	North Carol ina	76 79								
207	A	Boston College	67 59	14	H	Duke	67 80								
4	A	Louisville	52 89	44	A	Mi ami (FL)	61 50								
22	H	NC State	68 82	145	A	Pi ttsburgh	58 49								
66	A	Georgi a Tech	67 79	1	H	Notre Dame	73 96								
6	H	Florida St.	79 81	257	A	Col . of Charleston	77 40								

Non-Div I Games:

Wake Forest

Average RPI Win:	165	WON-LOST	WINNING	LAST 10	STRENGTH OF	OPP. STRENGTH	TEAM	ADJ.	CONF.	ADJ CONF.
Average RPI Loss:	75	RECORD	PCT. RANK	GAMES	SCHEDULE	OF SCHEDULE	RPI	RPI	RPI	RPI
DIV. I ONLY	14- 10	125	4- 6	58	74	102	102	1	1	
DIV. I NON-CONF.	10- 3	51	0- 1	123	279	107	107	1	1	

TOTALS	RPI 1-25	RPI 26-50	W-L RECORDS	RPI 51-100	RPI 101-999	RPI 201+				
14- 10	1- 3	1- 2	OVERALL	0- 2	12- 3	4- 2				
11- 6	1- 1	1- 1	HOME	0- 2	9- 2	3- 1				
1- 4	0- 2	0- 1	AWAY	0- 0	1- 1	0- 1				
2- 0	0- 0	0- 0	NEUTRAL	0- 0	2- 0	1- 0				
10- 3	0- 0	1- 0	NON-CONFERENCE	0- 1	9- 2	4- 1				
8- 3	0- 0	1- 0	HOME	0- 1	7- 2	3- 1				
0- 0	0- 0	0- 0	AWAY	0- 0	0- 0	0- 0				
2- 0	0- 0	0- 0	NEUTRAL	0- 0	2- 0	1- 0				
4- 7	1- 3	0- 2	CONFERENCE	0- 1	3- 1	0- 1				
3- 3	1- 1	0- 1	HOME	0- 1	2- 0	0- 0				
1- 4	0- 2	0- 1	AWAY	0- 0	1- 1	0- 1				
0- 0	0- 0	0- 0	NEUTRAL	0- 0	0- 0	0- 0				

RPI 1-25				RPI 26-50				RPI 51-100				RPI 101+ Team's RPI: 102			
RPI	S	Opponent	Score	RPI	S	Opponent	Score	RPI	S	Opponent	Score	RPI	S	Opponent	Score
1	A	Notre Dame	62 94	30	A	Vi rgi ni a	70 82	53	H	Vi rgi ni a Tech	74 90	101	A	Wake Forest	79 76
6	A	Florida St.	65 103	44	H	Mi ami (FL)	72 92	54	H	Mercer	86 97	124	H	South Ala.	84 85
14	H	Duke	92 86	47	H	Mi nnesota	88 83					140	H	Cl emson	59 52
22	H	NC State	53 66									141	H	Col orado	87 80
												145	H	Pi ttsburgh	68 67
												155	H	Radford	79 46
												161	H	Hartford	90 70
												167	N	Washi ngton	90 78
												188	H	Furman	84 56
												206	H	Hampton	66 70
												207	A	Boston Col lege	64 77
												231	N	Grambl ing	79 63
												270	H	Presbyteri an	91 56
												272	H	Appal achi an St.	56 43
												282	H	UNCW	86 60
LAST 12 Division I GAMES:															
				53	H	Vi rgi ni a Tech	74 90	101	A	Wake Forest	79 76				
				44	H	Mi ami (FL)	72 92	140	H	Cl emson	59 52				
				1	A	Notre Dame	62 94	145	H	Pi ttsburgh	68 67				
				30	A	Vi rgi ni a	70 82	207	A	Boston Col lege	64 77				
				14	H	Duke	92 86	6	A	Flori da St.	65 103				
				22	H	NC State	53 66	54	H	Mercer	86 97				

Non-Div I Games:

North Carolina

Average RPI Win:	186	WON-LOST	WINNING	LAST 10	STRENGTH OF	OPP. STRENGTH	TEAM	ADJ.	CONF.	ADJ CONF.
Average RPI Loss:	93	RECORD	PCT. RANK	GAMES	SCHEDULE	OF SCHEDULE	RPI	RPI	RPI	RPI
DIV. I ONLY	14- 11	141	6- 4	118	94	103	103	12	12	
DIV. I NON-CONF.	6- 7	184	0- 0	113	33	140	140	10	10	

TOTALS	RPI 1-25	RPI 26-50	W-L RECORDS	RPI 51-100	RPI 101-999	RPI 201+				
14- 11	0- 2	0- 2	OVERALL	2- 2	12- 5	5- 1				
8- 2	0- 0	0- 0	HOME	1- 0	7- 2	3- 0				
4- 8	0- 1	0- 1	AWAY	1- 1	3- 1	2- 0				
2- 1	0- 0	0- 1	NEUTRAL	0- 0	2- 0	0- 0				
6- 7	0- 2	0- 1	NON-CONFERENCE	0- 1	6- 3	2- 0				
3- 2	0- 0	0- 0	HOME	0- 0	3- 2	1- 0				
1- 4	0- 2	0- 0	AWAY	0- 1	1- 1	1- 0				
2- 1	0- 0	0- 1	NEUTRAL	0- 0	2- 0	0- 0				
8- 4	0- 0	0- 1	CONFERENCE	2- 1	6- 2	3- 1				
5- 0	0- 0	0- 0	HOME	1- 0	4- 0	2- 0				
3- 4	0- 0	0- 1	AWAY	1- 1	2- 2	1- 1				
0- 0	0- 0	0- 0	NEUTRAL	0- 0	0- 0	0- 0				

RPI 1-25				RPI 26-50				RPI 51-100				RPI 101+ Team's RPI: 103							
RPI	S	Opponent	Score	RPI	S	Opponent	Score	RPI	S	Opponent	Score	RPI	S	Opponent	Score				
18	A	Missouri	58 70	27	N	LSU	59 71	69	A	Fordham	63 66	108	A	George Mason	72 81				
24	A	DePaul	78 86	46	A	Dayton	76 101	69	H	Fordham	91 85	115	H	Little Rock	48 45				
								85	A	Washington St.	63 85	118	N	Ole Miss	79 64				
								92	A	George Washington	72 69	120	H	Vanderbilt	69 74				
												127	N	Cleveland St.	80 64				
												142	A	SIUE	72 79				
												149	H	Loyola Marymount	60 62				
												159	H	Davidson	88 72				
												164	H	Saint Joseph's	96 73				
												171	H	Tulsa	77 66				
												201	A	Richmond	79 61				
												237	A	La Salle	76 87				
												242	H	St. Bonaventure	78 55				
												261	H	Lipscomb	101 57				
												264	A	Indiana St.	60 59				
												286	H	Massachusetts	64 63				
												333	A	Rhode Island	70 66				

LAST 12 Division I GAMES:																			
333	A	Rhode Island	70 66	164	H	Saint Joseph's	96 73	286	H	Massachusetts	64 63								
237	A	La Salle	76 87	46	A	Dayton	76 101	69	A	Fordham	63 66								
159	H	Davidson	88 72	201	A	Richmond	79 61	242	H	St. Bonaventure	78 55								
69	H	Fordham	91 85																
92	A	George Washington	72 69																
108	A	George Mason	72 81																

Non-Div I Games:

Saint Louis

Average RPI Win:	205	WON-LOST	WINNING	LAST 10	STRENGTH OF	OPP. STRENGTH	TEAM	ADJ.	CONF.	ADJ CONF.
Average RPI Loss:	36	RECORD	PCT. RANK	GAMES	SCHEDULE	OF SCHEDULE	RPI	RPI	RPI	RPI
DIV. I ONLY	12- 13	188	4- 6	45	55	104	104	2	2	
DIV. I NON-CONF.	8- 6	143	0- 1	107	141	116	116	2	2	

TOTALS	RPI 1-25	RPI 26-50	W-L RECORDS	RPI 51-100	RPI 101-999	RPI 201+				
12- 13	0- 7	0- 4	OVERALL	4- 0	8- 2	7- 0				
8- 6	0- 4	0- 2	HOME	2- 0	6- 0	6- 0				
4- 7	0- 3	0- 2	AWAY	2- 0	2- 2	1- 0				
0- 0	0- 0	0- 0	NEUTRAL	0- 0	0- 0	0- 0				
8- 6	0- 2	0- 3	NON-CONFERENCE	1- 0	7- 1	7- 0				
6- 2	0- 1	0- 1	HOME	0- 0	6- 0	6- 0				
2- 4	0- 1	0- 2	AWAY	1- 0	1- 1	1- 0				
0- 0	0- 0	0- 0	NEUTRAL	0- 0	0- 0	0- 0				
4- 7	0- 5	0- 1	CONFERENCE	3- 0	1- 1	0- 0				
2- 4	0- 3	0- 1	HOME	2- 0	0- 0	0- 0				
2- 3	0- 2	0- 0	AWAY	1- 0	1- 1	0- 0				
0- 0	0- 0	0- 0	NEUTRAL	0- 0	0- 0	0- 0				

RPI 1-25				RPI 26-50				RPI 51-100				RPI 101+				Team's RPI: 104
RPI	S	Opponent	Score	RPI	S	Opponent	Score	RPI	S	Opponent	Score	RPI	S	Opponent	Score	
4	H	Louisville	63 87	27	H	LSU	70 72	85	A	Washington St.	73 68	113	A	Middle Tenn.	57 62	
7	A	Baylor	63 90	36	H	California	52 62	91	H	Auburn	65 48	120	A	Vanderbilt	55 70	
8	H	Tennessee	49 63	41	A	FGCU	64 70	94	A	Arkansas	76 65	165	A	Florida	56 53	
16	H	South Carolina	64 81	44	A	Miami (FL)	54 65	100	H	Alabama	79 54	218	H	Morehead St.	86 53	
17	A	Texas A&M	70 74									220	H	Gardner-Webb	72 34	
18	A	Missouri	78 83									239	A	Montana	71 54	
23	H	Georgia	42 56									268	H	Sacramento St.	101 70	
												298	H	Tennessee Tech	82 54	
												334	H	Marshall	69 39	
												348	H	Evansville	100 62	

LAST 12 Division I GAMES:																
18	A	Missouri	78 83	120	A	Vanderbilt	55 70									
27	H	LSU	70 72	165	A	Florida	56 53									
91	H	Auburn	65 48	23	H	Georgia	42 56									
94	A	Arkansas	76 65	17	A	Texas A&M	70 74									
100	H	Alabama	79 54	8	H	Tennessee	49 63									
16	H	South Carolina	64 81	113	A	Middle Tenn.	57 62									

Non-Div I Games:

Kentucky

T
u
l
a
n
e

Tulane				Through Games Of Feb. 10, 2018							
Average RPI	Win:	173	WON-LOST	WINNING	LAST 10	STRENGTH OF	OPP. STRENGTH	TEAM	ADJ.	CONF.	ADJ CONF.
Average RPI	Loss:	72	RECORD	PCT. RANK	GAMES	SCHEDULE	OF SCHEDULE	RPI	RPI	RPI	RPI
DIV. I ONLY			12- 13	188	3- 7	40	81	105	105	8	8
DIV. I NON-CONF.			8- 5	111	0- 0	86	84	84	84	7	7

TOTALS		RPI 1-25	RPI 26-50		W-L RECORDS		RPI 51-100		RPI 101-999		RPI 201+
12- 13		0- 2	0- 5		OVERALL		1- 2		11- 4		4- 0
8- 4		0- 0	0- 2		HOME		0- 1		8- 1		2- 0
3- 7		0- 0	0- 0		AWAY		1- 0		2- 0		1- 0
1- 2		0- 0	0- 1		NEUTRAL		0- 0		1- 1		1- 0
8- 5		0- 1	0- 2		NON-CONFERENCE		1- 0		7- 2		3- 0
5- 1		0- 0	0- 1		HOME		0- 0		5- 0		1- 0
2- 2		0- 1	0- 0		AWAY		1- 0		1- 1		1- 0
1- 2		0- 0	0- 1		NEUTRAL		0- 0		1- 1		1- 0
4- 8		0- 1	0- 3		CONFERENCE		0- 2		4- 2		1- 0
3- 3		0- 0	0- 1		HOME		0- 1		3- 1		1- 0
1- 5		0- 1	0- 2		AWAY		0- 1		1- 1		0- 0
0- 0		0- 0	0- 0		NEUTRAL		0- 0		0- 0		0- 0

RPI 1-25				RPI 26-50				RPI 51-100				RPI 101+ Team's RPI: 105			
RPI	S	Opponent	Score	RPI	S	Opponent	Score	RPI	S	Opponent	Score	RPI	S	Opponent	Score
2	A	UConn	45 98	27	H	LSU	50 73	63	A	Houston	48 72	113	H	Middle Tenn.	62 44
22	A	NC State	55 79	29	A	South Fla.	46 75	63	H	Houston	92 98	120	H	Vanderbilt	71 59
				29	H	South Fla.	53 63	70	A	Maine	42 34	121	N	Iowa St.	64 67
				42	A	UCF	51 59					133	A	Cincinnati	52 83
				46	N	Dayton	65 71					135	H	UTEP	67 56
												158	H	Wichita St.	56 64
												168	H	Troy	106 75
												171	A	Tulsa	72 63
												171	H	Tulsa	70 39
												183	H	Temple	69 65
												195	A	Southern Miss.	58 66
												209	H	East Carolina	64 58
												226	H	New Orleans	79 56
												252	N	San Diego St.	80 46
												260	A	McNeese	70 66

LAST 12 Division I GAMES:															
133	A	Cincinnati	52 83	171	H	Tulsa	70 39								
183	H	Temple	69 65	42	A	UCF	51 59								
29	H	South Fla.	53 63	158	H	Wichita St.	56 64								
63	A	Houston	48 72	63	H	Houston	92 98								
2	A	UConn	45 98	171	A	Tulsa	72 63								
209	H	East Carolina	64 58	29	A	South Fla.	46 75								

Non-Div I Games:

Tulane

Average RPI Win:	195	WON-LOST	WINNING	LAST 10	STRENGTH OF	OPP. STRENGTH	TEAM	ADJ.	CONF.	ADJ CONF.
Average RPI Loss:	44	RECORD	PCT. RANK	GAMES	SCHEDULE	OF SCHEDULE	RPI	RPI	RPI	RPI
DIV. I ONLY	15- 10	114	6- 4	117	75	106	106	6	6	
DIV. I NON-CONF.	8- 3	65	0- 0	142	183	95	95	6	6	

TOTALS	RPI 1-25	RPI 26-50	W-L RECORDS	RPI 51-100	RPI 101-999	RPI 201+				
15- 10	0- 4	0- 4	OVERALL	2- 1	13- 1	8- 0				
11- 4	0- 2	0- 2	HOME	2- 0	9- 0	6- 0				
4- 6	0- 2	0- 2	AWAY	0- 1	4- 1	2- 0				
0- 0	0- 0	0- 0	NEUTRAL	0- 0	0- 0	0- 0				
8- 3	0- 2	0- 1	NON-CONFERENCE	0- 0	8- 0	6- 0				
6- 2	0- 1	0- 1	HOME	0- 0	6- 0	5- 0				
2- 1	0- 1	0- 0	AWAY	0- 0	2- 0	1- 0				
0- 0	0- 0	0- 0	NEUTRAL	0- 0	0- 0	0- 0				
7- 7	0- 2	0- 3	CONFERENCE	2- 1	5- 1	2- 0				
5- 2	0- 1	0- 1	HOME	2- 0	3- 0	1- 0				
2- 5	0- 1	0- 2	AWAY	0- 1	2- 1	1- 0				
0- 0	0- 0	0- 0	NEUTRAL	0- 0	0- 0	0- 0				

RPI 1-25				RPI 26-50				RPI 51-100				RPI 101+				Team's RPI: 106
RPI	S	Opponent	Score	RPI	S	Opponent	Score	RPI	S	Opponent	Score	RPI	S	Opponent	Score	
11	H	UCLA	68 77	32	A	Marquette	84 97	61	H	St. John's (NY)	62 57	101	A	Wake Forest	67 57	
20	A	Rutgers	45 70	34	H	Princeton	83 85	99	A	Butler	48 66	122	A	Georgetown	52 71	
24	A	DePaul	66 89	38	A	Creighton	64 81	99	H	Butler	75 64	122	H	Georgetown	70 65	
25	H	Villanova	59 67	38	H	Creighton	51 68					169	H	Marist	85 60	
												193	A	Providence	65 56	
												193	H	Providence	65 56	
												207	A	Boston College	73 53	
												210	H	Jacksonville St.	73 54	
												212	A	Xavier	62 51	
												212	H	Xavier	58 53	
												258	H	Fairfield	80 61	
												269	H	Rider	85 49	
												280	H	St. Francis Brooklyn	84 50	
												345	H	Saint Peter's	91 49	

LAST 12 Division I GAMES:																
122	A	Georgetown	52 71	122	H	Georgetown	70 65									
99	H	Butler	75 64	25	H	Villanova	59 67									
212	H	Xavier	58 53	212	A	Xavier	62 51									
38	A	Creighton	64 81	99	A	Butler	48 66									
193	A	Providence	65 56	193	H	Providence	65 56									
61	H	St. John's (NY)	62 57	38	H	Creighton	51 68									

Non-Div I Games:

Seton Hall

Average RPI Win: 233		WON-LOST RECORD	WINNING PCT. RANK	LAST 10 GAMES	STRENGTH OF SCHEDULE	OPP. STRENGTH OF SCHEDULE	TEAM RPI	ADJ. RPI	CONF. RPI	ADJ. CONF. RPI
Average RPI Loss: 104										
DIV. I ONLY		16- 7	64	7- 3	236	171	107	107	14	14
DIV. I NON-CONF.		8- 4	87	0- 1	289	159	129	129	17	17
TOTALS		RPI 1-25	RPI 26-50	W-L RECORDS	RPI 51-100	RPI 101-999	RPI 201+			
16- 7	1- 0		0- 2	OVERALL	0- 2	15- 3	11- 1			
8- 2	0- 0		0- 0	HOME	0- 1	8- 1	6- 0			
8- 5	1- 0		0- 2	AWAY	0- 1	7- 2	5- 1			
0- 0	0- 0		0- 0	NEUTRAL	0- 0	0- 0	0- 0			
8- 4	1- 0		0- 1	NON-CONFERENCE	0- 0	7- 3	6- 1			
3- 1	0- 0		0- 0	HOME	0- 0	3- 1	3- 0			
5- 3	1- 0		0- 1	AWAY	0- 0	4- 2	3- 1			
0- 0	0- 0		0- 0	NEUTRAL	0- 0	0- 0	0- 0			
8- 3	0- 0		0- 1	CONFERENCE	0- 2	8- 0	5- 0			
5- 1	0- 0		0- 0	HOME	0- 1	5- 0	3- 0			
3- 2	0- 0		0- 1	AWAY	0- 1	3- 0	2- 0			
0- 0	0- 0		0- 0	NEUTRAL	0- 0	0- 0	0- 0			

RPI 1-25				RPI 26-50				RPI 51-100				RPI 101+				Team's RPI: 107	
RPI	S	Opponent	Score	RPI	S	Opponent	Score	RPI	S	Opponent	Score	RPI	S	Opponent	Score		
13	A	Stanford	71 64	39	A	South Dakota St.	48 84	74	A	South Dakota	81 92	111	H	Milwaukee	67 77		
				50	A	Gonzaga	65 80	74	H	South Dakota	58 82	128	A	Northern Ill.	94 96		
												158	A	Wichita St.	78 65		
												181	H	Denver	118 93		
												196	A	Oral Roberts	85 63		
												196	H	Oral Roberts	56 49		
												211	A	Illinois	77 67		
												225	H	Southeast Mo. St.	87 59		
												229	A	Omaha	90 51		
												229	H	Omaha	103 68		
												236	A	Austin Peay	81 68		
												250	A	Bradley	80 87		
												266	H	UMKC	90 71		
												281	H	North Dakota St.	97 72		
												315	A	Fort Wayne	100 64		
												315	H	Fort Wayne	91 44		
												339	A	Chicago St.	83 45		
												339	H	Chicago St.	71 54		
LAST 12 Division I GAMES:																	
229	H	Omaha	103 68	315	H	Fort Wayne	91 44										
196	A	Oral Roberts	85 63	229	A	Omaha	90 51										
74	A	South Dakota	81 92	196	H	Oral Roberts	56 49										
281	H	North Dakota St.	97 72	74	H	South Dakota	58 82										
181	H	Denver	118 93	315	A	Fort Wayne	100 64										
39	A	South Dakota St.	48 84	250	A	Bradley	80 87										

Non-Div I Games:	Illinois Col.	122	40	William Woods	96	57
------------------	---------------	-----	----	---------------	----	----

Western III.

Loss, Non-Conf, S Site, H Home A Away N Neutral

Average RPI Win: 230	WON-LOST RECORD	WINNING PCT. RANK	LAST 10 GAMES	STRENGTH OF SCHEDULE	OPP. STRENGTH OF SCHEDULE	TEAM RPI	ADJ. RPI	CONF. RPI	ADJ CONF. RPI
Average RPI Loss: 80									
DIV. I ONLY	18- 7	57	6- 4	249	153	108	108	12	12
DIV. I NON-CONF.	11- 3	46	1- 0	272	271	98	98	10	10

TOTALS	RPI 1-25	RPI 26-50	W-L RECORDS	RPI 51-100	RPI 101-999	RPI 201+			
18- 7	0- 0	0- 1	OVERALL	2- 5	16- 1	12- 0			
12- 2	0- 0	0- 0	HOME	1- 2	11- 0	8- 0			
5- 5	0- 0	0- 0	AWAY	0- 1	5- 1	4- 0			
1- 0	0- 0	0- 0	NEUTRAL	1- 0	0- 0	0- 0			
11- 3	0- 0	0- 1	NON-CONFERENCE	2- 1	9- 1	9- 0			
9- 0	0- 0	0- 0	HOME	1- 0	8- 0	8- 0			
1- 3	0- 0	0- 1	AWAY	0- 1	1- 1	1- 0			
1- 0	0- 0	0- 0	NEUTRAL	1- 0	0- 0	0- 0			
7- 4	0- 0	0- 0	CONFERENCE	0- 4	7- 0	3- 0			
3- 2	0- 0	0- 0	HOME	0- 2	3- 0	0- 0			
4- 2	0- 0	0- 0	AWAY	0- 2	4- 0	3- 0			
0- 0	0- 0	0- 0	NEUTRAL	0- 0	0- 0	0- 0			

RPI S Opponent	Score	RPI S Opponent	Score	RPI S Opponent	Score	RPI S Opponent	Score	Team's RPI: 108
		35 A Michigan	61 75	59 H American	71 53	103 H Saint Louis	81 72	
				63 A Houston	73 82	141 A Colorado	61 76	
				67 A Duquesne	64 71	159 H Davidson	74 61	
				69 H Fordham	62 67	164 A Saint Joseph's	65 57	
				88 N Drake	87 75	201 H Richmond	77 56	
				92 A George Washington	52 62	225 H Southeast Mo. St.	57 38	
				92 H George Washington	61 65	234 A Loyola Maryland	80 72	
						237 A La Salle	69 56	
						242 A St. Bonaventure	76 63	
						255 H Illinois St.	56 37	
						273 H LIU Brooklyn	73 70	
						283 H Old Dominion	66 53	
						300 H UMES	82 68	
						307 H Eastern Ky.	64 41	
						328 H UMBC	58 38	
						333 A Rhode Island	92 53	
						349 H Longwood	60 41	
LAST 12 Division I GAMES:								
92 H George Washington	61 65	201 H Richmond	77 56					
164 A Saint Joseph's	65 57	333 A Rhode Island	92 53					
242 A St. Bonaventure	76 63	92 A George Washington	52 62					
69 H Fordham	62 67	237 A La Salle	69 56					
103 H Saint Louis	81 72	159 H Davidson	74 61					
67 A Duquesne	64 71	349 H Longwood	60 41					

Non-Div I Games:

George Mason

Average RPI Win:	199	WON-LOST	WINNING	LAST 10	STRENGTH OF	OPP. STRENGTH	TEAM	ADJ.	CONF.	ADJ CONF.
Average RPI Loss:	62	RECORD	PCT. RANK	GAMES	SCHEDULE	OF SCHEDULE	RPI	RPI	RPI	RPI
DIV. I ONLY	11- 11	174	5- 5	105	63	109	109	7	7	
DIV. I NON-CONF.	4- 5	202	0- 0	158	30	127	127	8	8	

TOTALS	RPI 1-25	RPI 26-50	W-L RECORDS	RPI 51-100	RPI 101-999	RPI 201+				
11- 11	0- 3	0- 2	OVERALL	1- 5	10- 1	7- 0				
5- 3	0- 0	0- 1	HOME	1- 2	4- 0	3- 0				
5- 6	0- 2	0- 1	AWAY	0- 2	5- 1	4- 0				
1- 2	0- 1	0- 0	NEUTRAL	0- 1	1- 0	0- 0				
4- 5	0- 2	0- 0	NON-CONFERENCE	0- 3	4- 0	3- 0				
1- 0	0- 0	0- 0	HOME	0- 0	1- 0	1- 0				
2- 3	0- 1	0- 0	AWAY	0- 2	2- 0	2- 0				
1- 2	0- 1	0- 0	NEUTRAL	0- 1	1- 0	0- 0				
7- 6	0- 1	0- 2	CONFERENCE	1- 2	6- 1	4- 0				
4- 3	0- 0	0- 1	HOME	1- 2	3- 0	2- 0				
3- 3	0- 1	0- 1	AWAY	0- 0	3- 1	2- 0				
0- 0	0- 0	0- 0	NEUTRAL	0- 0	0- 0	0- 0				

RPI 1-25				RPI 26-50				RPI 51-100				RPI 101+				Team's RPI: 109
RPI	S	Opponent	Score	RPI	S	Opponent	Score	RPI	S	Opponent	Score	RPI	S	Opponent	Score	
19	A	Iowa	56 79	26	A	Central Mich.	70 74	61	N	St. John's (NY)	48 76	126	N	ETSU	87 79	
20	N	Rutgers	64 75	43	H	Ball St.	71 81	62	A	Michigan St.	62 65	128	H	Northern Ill.	88 83	
21	A	Buffalo	49 71					65	H	Toledo	73 78	143	A	Kent St.	66 61	
								76	H	Ohio	54 69	200	A	Eastern Mich.	67 69	
								86	A	New Mexico	76 88	203	A	Bowling Green	81 67	
								93	H	Miami (OH)	81 70	203	H	Bowling Green	67 58	
												223	A	Akron	59 51	
												223	H	Akron	76 60	
												240	A	New Mexico St.	64 55	
												296	A	Loyola Chicago	65 47	
												316	H	Detroit Mercy	74 62	

LAST 12 Division I GAMES:																
				43	H	Ball St.	71 81	93	H	Miami (OH)	81 70					
				203	A	Bowling Green	81 67	200	A	Eastern Mich.	67 69					
				223	H	Akron	76 60	76	H	Ohio	54 69					
				65	H	Toledo	73 78	128	H	Northern Ill.	88 83					
				26	A	Central Mich.	70 74	143	A	Kent St.	66 61					
				223	A	Akron	59 51	21	A	Buffalo	49 71					

Non-Div I Games: Goshen 87 36 Kentucky St. 85 50 Olivet 86 37

Western Mich.

Average RPI Win:	259	WON-LOST	WINNING	LAST 10	STRENGTH OF	OPP. STRENGTH	TEAM	ADJ.	CONF.	ADJ CONF.
Average RPI Loss:	101	RECORD	PCT. RANK	GAMES	SCHEDULE	OF SCHEDULE	RPI	RPI	RPI	RPI
DIV. I ONLY	13- 6	67	9- 1	271	219	110	110	26	26	
DIV. I NON-CONF.	1- 5	300	0- 0	27	17	169	169	25	25	

TOTALS	RPI 1-25	RPI 26-50	W-L RECORDS	RPI 51-100	RPI 101-999	RPI 201+				
13- 6	0- 1	0- 1	OVERALL	0- 1	13- 3	11- 0				
7- 0	0- 0	0- 0	HOME	0- 0	7- 0	6- 0				
5- 5	0- 1	0- 1	AWAY	0- 1	5- 2	5- 0				
1- 1	0- 0	0- 0	NEUTRAL	0- 0	1- 1	0- 0				
1- 5	0- 1	0- 1	NON-CONFERENCE	0- 1	1- 2	0- 0				
0- 0	0- 0	0- 0	HOME	0- 0	0- 0	0- 0				
0- 4	0- 1	0- 1	AWAY	0- 1	0- 1	0- 0				
1- 1	0- 0	0- 0	NEUTRAL	0- 0	1- 1	0- 0				
12- 1	0- 0	0- 0	CONFERENCE	0- 0	12- 1	11- 0				
7- 0	0- 0	0- 0	HOME	0- 0	7- 0	6- 0				
5- 1	0- 0	0- 0	AWAY	0- 0	5- 1	5- 0				
0- 0	0- 0	0- 0	NEUTRAL	0- 0	0- 0	0- 0				

RPI 1-25				RPI 26-50				RPI 51-100				RPI 101+ Team's RPI: 110			
RPI	S	Opponent	Score	RPI	S	Opponent	Score	RPI	S	Opponent	Score	RPI	S	Opponent	Score
7	A	Baylor	62 121	40	A	Purdue	64 79	86	A	New Mexico	58 90	128	N	Northern Ill.	90 80
												131	A	Central Ark.	39 51
												134	H	SFA	79 65
												170	N	North Dakota	70 73
												173	A	Pacific	75 80
												215	H	Abilene Christian	77 71
												226	H	New Orleans	100 77
												251	A	Nicholls St.	76 61
												256	A	A&M-Corpus Christi	70 31
												260	H	McNeese	83 58
												294	A	Southeastern La.	75 58
												311	H	Northwestern St.	71 44
												314	H	Incarnate Word	77 54
												322	A	Houston Baptist	79 51
												331	A	Sam Houston St.	68 44
												331	H	Sam Houston St.	91 44
LAST 12 Division I GAMES:															
331	A	Sam Houston St.	68 44	331	H	Sam Houston St.	91 44								
311	H	Northwestern St.	71 44	314	H	Incarnate Word	77 54								
134	H	SFA	79 65	294	A	Southeastern La.	75 58								
215	H	Abilene Christian	77 71	131	A	Central Ark.	39 51								
260	H	McNeese	83 58	226	H	New Orleans	100 77								
251	A	Nicholls St.	76 61	256	A	A&M-Corpus Christi	70 31								

Non-Div I Games: Howard Payne 101 37 Schreiner 116 37 Louisiana Col. 93 62 S' western Assemblies 92 49 Lamar University

Average RPI Win: 235	WON-LOST RECORD	WINNING PCT. RANK	LAST 10 GAMES	STRENGTH OF SCHEDULE	OPP. STRENGTH OF SCHEDULE	TEAM RPI	ADJ. RPI	CONF. RPI	ADJ CONF. RPI
Average RPI Loss: 77									
DIV. I ONLY	17- 8	72	7- 3	214	149	111	111	11	11
DIV. I NON-CONF.	9- 3	61	0- 0	282	170	115	115	14	14

TOTALS	RPI 1-25	RPI 26-50	W-L RECORDS	RPI 51-100	RPI 101-999	RPI 201+			
17- 8	0- 2	0- 1	OVERALL	1- 4	16- 1	11- 1			
7- 4	0- 1	0- 1	HOME	1- 1	6- 1	4- 1			
9- 3	0- 1	0- 0	AWAY	0- 2	9- 0	6- 0			
1- 1	0- 0	0- 0	NEUTRAL	0- 1	1- 0	1- 0			
9- 3	0- 0	0- 1	NON-CONFERENCE	0- 2	9- 0	6- 0			
3- 1	0- 0	0- 1	HOME	0- 0	3- 0	3- 0			
5- 1	0- 0	0- 0	AWAY	0- 1	5- 0	2- 0			
1- 1	0- 0	0- 0	NEUTRAL	0- 1	1- 0	1- 0			
8- 5	0- 2	0- 0	CONFERENCE	1- 2	7- 1	5- 1			
4- 3	0- 1	0- 0	HOME	1- 1	3- 1	1- 1			
4- 2	0- 1	0- 0	AWAY	0- 1	4- 0	4- 0			
0- 0	0- 0	0- 0	NEUTRAL	0- 0	0- 0	0- 0			

RPI 1-25				RPI 26-50				RPI 51-100				RPI 101+ Team's RPI: 111			
RPI	S	Opponent	Score	RPI	S	Opponent	Score	RPI	S	Opponent	Score	RPI	S	Opponent	Score
12	A	Green Bay	29 52	32	H	Marquette	68 83	63	N	Houston	59 74	107	A	Western Ill.	77 67
12	H	Green Bay	36 65					68	H	IUPUI	68 70	127	H	Cleveland St.	79 72
								88	A	Drake	73 77	184	A	Wisconsin	67 64
								97	A	Wright St.	51 56	185	A	Northwestern	66 57
								97	H	Wright St.	59 53	190	H	Youngstown St.	62 61
												202	N	CSUN	58 50
												216	A	Oakland	74 62
												243	A	Northern Ky.	52 49
												243	H	Northern Ky.	57 60
												255	H	Illinois St.	61 59
												281	H	North Dakota St.	74 38
												296	H	Loyola Chicago	63 41
												315	A	Fort Wayne	60 48
												316	A	Detroit Mercy	70 61
												324	A	Ill.-Chicago	76 53
												324	H	Ill.-Chicago	59 44
												339	A	Chicago St.	84 59

LAST 12 Division I GAMES:															
				12	H	Green Bay	36 65	216	A	Oakland	74 62				
				243	H	Northern Ky.	57 60	324	A	Ill.-Chicago	76 53				
				97	H	Wright St.	59 53	190	H	Youngstown St.	62 61				
				324	H	Ill.-Chicago	59 44	127	H	Cleveland St.	79 72				
				68	H	IUPUI	68 70	12	A	Green Bay	29 52				
				316	A	Detroit Mercy	70 61	97	A	Wright St.	51 56				

Non-Div I Games:

Milwaukee

Average RPI Win:	232	WON-LOST	WINNING	LAST 10	STRENGTH OF	OPP. STRENGTH	TEAM	ADJ.	CONF.	ADJ CONF.
Average RPI Loss:	87	RECORD	PCT. RANK	GAMES	SCHEDULE	OF SCHEDULE	RPI	RPI	RPI	RPI
DIV. I ONLY	12- 10	147	7- 3	110	169	112	112	24	24	
DIV. I NON-CONF.	3- 7	254	0- 0	19	45	162	162	22	22	

TOTALS	RPI 1-25	RPI 26-50	W-L RECORDS	RPI 51-100	RPI 101-999	RPI 201+				
12- 10	0- 2	0- 1	OVERALL	0- 4	12- 3	7- 0				
7- 2	0- 1	0- 0	HOME	0- 1	7- 0	3- 0				
5- 6	0- 0	0- 1	AWAY	0- 2	5- 3	4- 0				
0- 2	0- 1	0- 0	NEUTRAL	0- 1	0- 0	0- 0				
3- 7	0- 2	0- 1	NON-CONFERENCE	0- 2	3- 2	0- 0				
3- 1	0- 1	0- 0	HOME	0- 0	3- 0	0- 0				
0- 4	0- 0	0- 1	AWAY	0- 1	0- 2	0- 0				
0- 2	0- 1	0- 0	NEUTRAL	0- 1	0- 0	0- 0				
9- 3	0- 0	0- 0	CONFERENCE	0- 2	9- 1	7- 0				
4- 1	0- 0	0- 0	HOME	0- 1	4- 0	3- 0				
5- 2	0- 0	0- 0	AWAY	0- 1	5- 1	4- 0				
0- 0	0- 0	0- 0	NEUTRAL	0- 0	0- 0	0- 0				

RPI 1-25				RPI 26-50				RPI 51-100				RPI 101+ Team's RPI: 112			
RPI	S	Opponent	Score	RPI	S	Opponent	Score	RPI	S	Opponent	Score	RPI	S	Opponent	Score
7	N	Bayl or	58 100	43	A	Bal l St.	58 70	78	N	Penn	60 65	115	A	Little Rock	51 63
18	H	Missouri	59 69					88	A	Drake	65 84	145	A	UNI	57 52
								88	H	Drake	68 80	145	H	UNI	62 52
								100	A	Al abama	61 65	158	A	Wi chi ta St.	58 72
												158	H	Wi chi ta St.	94 71
												172	A	Southern Ill.	69 71
												185	H	Northwestern	90 59
												196	H	Oral Roberts	76 66
												250	A	Bradley	71 65
												250	H	Bradley	74 54
												255	A	Ill i noi s St.	56 50
												264	A	Indi ana St.	77 63
												289	H	Val parai so	83 60
												296	H	Loyol a Chi cago	75 36
												348	A	Evansvi lle	95 65

LAST 12 Division I GAMES:															
250	H	Bradley	74 54	250	A	Bradley	71 65	255	A	Ill i noi s St.	56 50				
88	A	Drake	65 84					145	H	UNI	62 52				
145	A	UNI	57 52					88	H	Drake	68 80				
172	A	Southern Ill.	69 71					348	A	Evansvi lle	95 65				
296	H	Loyol a Chi cago	75 36					264	A	Indi ana St.	77 63				
289	H	Val parai so	83 60												

Non-Div I Games: Central Mo. 62 36

Missouri St.

Average RPI Win:	232	WON-LOST	WINNING	LAST 10	STRENGTH OF	OPP. STRENGTH	TEAM	ADJ.	CONF.	ADJ CONF.
Average RPI Loss:	92	RECORD	PCT. RANK	GAMES	SCHEDULE	OF SCHEDULE	RPI	RPI	RPI	RPI
DIV. I ONLY	15- 9	101	7- 3	195	122	113	113	18	18	
DIV. I NON-CONF.	8- 5	111	1- 0	238	47	114	114	19	19	

TOTALS	RPI 1-25	RPI 26-50	W-L RECORDS	RPI 51-100	RPI 101-999	RPI 201+				
15- 9	0- 1	0- 1	OVERALL	0- 3	15- 4	10- 0				
7- 3	0- 0	0- 0	HOME	0- 1	7- 2	4- 0				
7- 5	0- 1	0- 0	AWAY	0- 2	7- 2	5- 0				
1- 1	0- 0	0- 1	NEUTRAL	0- 0	1- 0	1- 0				
8- 5	0- 1	0- 1	NON-CONFERENCE	0- 1	8- 2	5- 0				
5- 0	0- 0	0- 0	HOME	0- 0	5- 0	3- 0				
2- 4	0- 1	0- 0	AWAY	0- 1	2- 2	1- 0				
1- 1	0- 0	0- 1	NEUTRAL	0- 0	1- 0	1- 0				
7- 4	0- 0	0- 0	CONFERENCE	0- 2	7- 2	5- 0				
2- 3	0- 0	0- 0	HOME	0- 1	2- 2	1- 0				
5- 1	0- 0	0- 0	AWAY	0- 1	5- 0	4- 0				
0- 0	0- 0	0- 0	NEUTRAL	0- 0	0- 0	0- 0				

RPI 1-25				RPI 26-50				RPI 51-100				RPI 101+ Team's RPI: 113			
RPI	S	Opponent	Score	RPI	S	Opponent	Score	RPI	S	Opponent	Score	RPI	S	Opponent	Score
4	A	Louisville	26 80	48	N	Southern California	57 72	51	A	Western Ky.	43 57	104	H	Kentucky	62 57
								66	A	Georgia Tech	45 48	105	A	Tulane	44 62
								81	H	UAB	51 59	118	A	Ole Miss	56 65
												120	A	Vanderbilt	65 54
												135	A	UTEP	54 45
												157	H	Louisiana Tech	49 66
												168	H	Troy	73 57
												186	H	Charlotte	64 45
												195	H	Southern Miss.	53 61
												214	A	Fla. Atlantic	69 65
												222	H	North Texas	56 48
												247	A	UNC Asheville	72 57
												261	H	Lipscomb	72 48
												285	N	Canisius	55 45
												295	A	UTSA	62 47
												298	H	Tennessee Tech	58 44
												302	A	FIU	63 59
												303	H	Coppin St.	69 39
												334	A	Marshall	73 57

LAST 12 Division I GAMES:															
302	A	FIU	63 59	222	H	North Texas	56 48	135	A	UTEP	54 45	295	A	UTSA	62 47
214	A	Fla. Atlantic	69 65	81	H	UAB	51 59	51	A	Western Ky.	43 57	104	H	Kentucky	62 57
157	H	Louisiana Tech	49 66												
186	H	Charlotte	64 45												
334	A	Marshall	73 57												
195	H	Southern Miss.	53 61												

Non-Div I Games:

Middle Tenn.

Average RPI Loss: 89

DIV. I ONLY	12- 9	135	4- 6	121	142	114	114	9	9
DIV. I NON-CONF.	8- 5	111	1- 3	207	205	121	121	9	9
TOTALS	RPI 1-25	RPI 26-50	W-L RECORDS	RPI 51-100	RPI 101-999	RPI 201+			
12- 9	0- 1	0- 1	OVERALL	1- 4	11- 3	7- 0			
9- 2	0- 0	0- 0	HOME	1- 1	8- 1	6- 0			
3- 7	0- 1	0- 1	AWAY	0- 3	3- 2	1- 0			
0- 0	0- 0	0- 0	NEUTRAL	0- 0	0- 0	0- 0			
8- 5	0- 1	0- 0	NON-CONFERENCE	0- 2	8- 2	5- 0			
5- 1	0- 0	0- 0	HOME	0- 1	5- 0	4- 0			
3- 4	0- 1	0- 0	AWAY	0- 1	3- 2	1- 0			
0- 0	0- 0	0- 0	NEUTRAL	0- 0	0- 0	0- 0			
4- 4	0- 0	0- 1	CONFERENCE	1- 2	3- 1	2- 0			
4- 1	0- 0	0- 0	HOME	1- 0	3- 1	2- 0			
0- 3	0- 0	0- 1	AWAY	0- 2	0- 0	0- 0			
0- 0	0- 0	0- 0	NEUTRAL	0- 0	0- 0	0- 0			

RPI 1-25				RPI 26-50				RPI 51-100				RPI 101+ Team's RPI: 114			
RPI	S	Opponent	Score	RPI	S	Opponent	Score	RPI	S	Opponent	Score	RPI	S	Opponent	Score
5	A	Ohio St.	70 103	34	A	Princeton	63 82	70	H	Maine	51 64	119	H	Yale	39 57
								78	A	Penn	47 65	132	H	Brown	78 73
								80	A	Harvard	65 76	141	A	Colorado	81 75
								80	H	Harvard	63 56	152	A	Binghamton	64 80
								83	A	Albany (NY)	61 76	169	A	Marist	60 51
												179	A	Army West Point	56 71
												180	H	New Hampshire	57 49
												207	H	Boston College	68 57
												208	H	Columbia	88 65
												245	A	Holy Cross	76 74
												267	H	Cornell	55 40
												274	H	Vermont	66 56
												333	H	Rhode Island	70 54
												346	H	NJIT	81 50
LAST 12 Division I GAMES:															
				34	A	Princeton	63 82	80	A	Harvard	65 76				
				78	A	Penn	47 65	80	H	Harvard	63 56				
				208	H	Columbia	88 65	152	A	Binghamton	64 80				
				267	H	Cornell	55 40	83	A	Albany (NY)	61 76				
				119	H	Yale	39 57	245	A	Holy Cross	76 74				
				132	H	Brown	78 73	5	A	Ohio St.	70 103				

Dartmouth

Average RPI Win:	220	WON-LOST	WINNING	LAST 10	STRENGTH OF	OPP. STRENGTH	TEAM	ADJ.	CONF.	ADJ CONF.
Average RPI Loss:	92	RECORD	PCT. RANK	GAMES	SCHEDULE	OF SCHEDULE	RPI	RPI	RPI	RPI
DIV. I ONLY	15- 9	101	9- 1	176	114	115	115	23	23	
DIV. I NON-CONF.	3- 8	268	0- 0	31	5	181	181	23	23	

TOTALS	RPI 1-25	RPI 26-50	W-L RECORDS	RPI 51-100	RPI 101-999	RPI 201+				
15- 9	0- 2	1- 1	OVERALL	0- 2	14- 4	7- 0				
10- 3	0- 0	1- 1	HOME	0- 0	9- 2	3- 0				
5- 6	0- 2	0- 0	AWAY	0- 2	5- 2	4- 0				
0- 0	0- 0	0- 0	NEUTRAL	0- 0	0- 0	0- 0				
3- 8	0- 2	1- 1	NON-CONFERENCE	0- 2	2- 3	0- 0				
3- 3	0- 0	1- 1	HOME	0- 0	2- 2	0- 0				
0- 5	0- 2	0- 0	AWAY	0- 2	0- 1	0- 0				
0- 0	0- 0	0- 0	NEUTRAL	0- 0	0- 0	0- 0				
12- 1	0- 0	0- 0	CONFERENCE	0- 0	12- 1	7- 0				
7- 0	0- 0	0- 0	HOME	0- 0	7- 0	3- 0				
5- 1	0- 0	0- 0	AWAY	0- 0	5- 1	4- 0				
0- 0	0- 0	0- 0	NEUTRAL	0- 0	0- 0	0- 0				

RPI 1-25				RPI 26-50				RPI 51-100				RPI 101+ Team's RPI : 115			
RPI	S	Opponent	Score	RPI	S	Opponent	Score	RPI	S	Opponent	Score	RPI	S	Opponent	Score
3	A	Mississippi St.	48 86	27	H	LSU	37 56	84	A	Kansas St.	51 66	103	A	Saint Louis	45 48
17	A	Texas A&M	49 66	28	H	Oklahoma	68 56	96	A	Rice	51 58	112	H	Missouri St.	63 51
												124	A	South Ala.	47 35
												153	H	Texas St.	63 48
												157	H	Louisiana Tech	49 58
												160	H	Louisiana	78 43
												168	A	Troy	70 76
												171	H	Tulsa	61 74
												178	H	UT Arlington	59 57
												187	H	Arkansas St.	53 43
												191	H	Memphis	86 57
												272	A	Appalachian St.	52 40
												275	A	Coastal Caro.	51 49
												319	A	Georgia St.	65 50
												319	H	Georgia St.	54 47
												325	A	Ga. Southern	64 34
												325	H	Ga. Southern	92 52
												337	H	La. -Monroe	57 37
LAST 12 Division I GAMES:															
168	A	Troy	70 76	187	H	Arkansas St.	53 43								
124	A	South Ala.	47 35	153	H	Texas St.	63 48								
319	H	Georgia St.	54 47	178	H	UT Arlington	59 57								
325	H	Ga. Southern	92 52	325	A	Ga. Southern	64 34								
275	A	Coastal Caro.	51 49	319	A	Georgia St.	65 50								
272	A	Appalachian St.	52 40	337	H	La. -Monroe	57 37								

Non-Div I Games:

Little Rock

Average RPI Win:	208	WON-LOST	WINNING	LAST 10	STRENGTH OF	OPP. STRENGTH	TEAM	ADJ.	CONF.	ADJ CONF.
Average RPI Loss:	115	RECORD	PCT. RANK	GAMES	SCHEDULE	OF SCHEDULE	RPI	RPI	RPI	RPI
DIV. I ONLY	17- 7	60	8- 2	207	119	116	116	16	16	
DIV. I NON-CONF.	7- 3	74	0- 0	125	150	113	113	15	15	

TOTALS	RPI 1-25	RPI 26-50	W-L RECORDS	RPI 51-100	RPI 101-999	RPI 201+				
17- 7	0- 0	2- 1	OVERALL	2- 2	13- 4	10- 0				
10- 5	0- 0	1- 1	HOME	1- 1	8- 3	7- 0				
7- 2	0- 0	1- 0	AWAY	1- 1	5- 1	3- 0				
0- 0	0- 0	0- 0	NEUTRAL	0- 0	0- 0	0- 0				
7- 3	0- 0	2- 1	NON-CONFERENCE	0- 0	5- 2	3- 0				
5- 3	0- 0	1- 1	HOME	0- 0	4- 2	3- 0				
2- 0	0- 0	1- 0	AWAY	0- 0	1- 0	0- 0				
0- 0	0- 0	0- 0	NEUTRAL	0- 0	0- 0	0- 0				
10- 4	0- 0	0- 0	CONFERENCE	2- 2	8- 2	7- 0				
5- 2	0- 0	0- 0	HOME	1- 1	4- 1	4- 0				
5- 2	0- 0	0- 0	AWAY	1- 1	4- 1	3- 0				
0- 0	0- 0	0- 0	NEUTRAL	0- 0	0- 0	0- 0				

RPI 1-25				RPI 26-50				RPI 51-100				RPI 101+				Team's RPI: 116
RPI	S	Opponent	Score	RPI	S	Opponent	Score	RPI	S	Opponent	Score	RPI	S	Opponent	Score	
				28	H	Oklahoma	46 78	73	A	Wyoming	64 53	125	H	BYU	56 54	
				31	A	Northern Colo.	55 44	73	H	Wyoming	49 53	141	H	Colorado	67 70	
				50	H	Gonzaga	65 49	86	H	New Mexico	74 71	147	H	Idaho	69 83	
								90	A	UNLV	52 56	148	A	Fresno St.	45 56	
												176	H	Boise St.	58 62	
												181	A	Denver	61 56	
												189	A	Nevada	65 59	
												252	A	San Diego St.	65 63	
												252	H	San Diego St.	72 43	
												254	A	San Jose St.	73 66	
												254	H	San Jose St.	63 48	
												265	H	Morgan St.	60 44	
												271	H	Prairie View	71 59	
												297	H	Utah St.	56 45	
												310	A	Air Force	40 39	
												310	H	Air Force	61 50	
												335	H	N.C. Central	85 48	

LAST 12 Division I GAMES:																
				254	A	San Jose St.	73 66	90	A	UNLV	52 56					
				310	H	Air Force	61 50	310	A	Air Force	40 39					
				189	A	Nevada	65 59	73	H	Wyoming	49 53					
				73	A	Wyoming	64 53	297	H	Utah St.	56 45					
				86	H	New Mexico	74 71	148	A	Fresno St.	45 56					
				252	H	San Diego St.	72 43	252	A	San Diego St.	65 63					

Non-Div I Games: Eastern N.M. 75 35

Colorado St.

Delaware

Delaware				Through Games Of Feb. 10, 2018							
Average RPI	Win:	219	WON-LOST	WINNING	LAST 10	STRENGTH OF	OPP. STRENGTH	TEAM	ADJ.	CONF.	ADJ CONF.
Average RPI	Loss:	123	RECORD	PCT. RANK	GAMES	SCHEDULE	OF SCHEDULE	RPI	RPI	RPI	RPI
DIV. I ONLY		14- 8	96	7- 3		201	184	117	117	10	10
DIV. I NON-CONF.		7- 4	102	1- 0		261	230	141	141	12	12

TOTALS		RPI 1-25	RPI 26-50		W-L RECORDS		RPI 51-100	RPI 101-999	RPI 201+		
14- 8		0- 1	0- 1		OVERALL		2- 2	12- 4	9- 1		
7- 2		0- 0	0- 0		HOME		2- 0	5- 2	4- 0		
6- 5		0- 1	0- 1		AWAY		0- 2	6- 1	4- 0		
1- 1		0- 0	0- 0		NEUTRAL		0- 0	1- 1	1- 1		
7- 4		0- 1	0- 1		NON-CONFERENCE		1- 0	6- 2	4- 1		
3- 1		0- 0	0- 0		HOME		1- 0	2- 1	2- 0		
3- 2		0- 1	0- 1		AWAY		0- 0	3- 0	1- 0		
1- 1		0- 0	0- 0		NEUTRAL		0- 0	1- 1	1- 1		
7- 4		0- 0	0- 0		CONFERENCE		1- 2	6- 2	5- 0		
4- 1		0- 0	0- 0		HOME		1- 0	3- 1	2- 0		
3- 3		0- 0	0- 0		AWAY		0- 2	3- 1	3- 0		
0- 0		0- 0	0- 0		NEUTRAL		0- 0	0- 0	0- 0		

RPI 1-25				RPI 26-50				RPI 51-100				RPI 101+ Team's RPI: 117			
RPI	S	Opponent	Score	RPI	S	Opponent	Score	RPI	S	Opponent	Score	RPI	S	Opponent	Score
21	A	Buffalo	73 87	34	A	Princeton	60 78	55	A	Drexel	53 74	137	A	Northeastern	59 73
								57	A	Elon	51 64	137	H	Northeastern	53 64
								57	H	Elon	80 66	139	H	William & Mary	68 59
								59	H	American	72 56	161	A	Hartford	72 63
												179	A	Army West Point	70 59
												198	H	Boston U.	79 85
												234	H	Loyola Maryland	71 38
												241	A	Hofstra	58 51
												242	A	St. Bonaventure	53 52
												257	A	Col. of Charleston	68 59
												259	H	Towson	51 49
												282	A	UNCW	82 49
												282	H	UNCW	80 62
												330	H	Delaware St.	84 49
												344	N	Eastern Ill.	66 37
												345	N	Saint Peter's	87 90

LAST 12 Division I GAMES:															
139	H	William & Mary	68 59	259	H	Towson	51 49	241	A	Hofstra	58 51				
137	A	Northeastern	59 73					257	A	Col. of Charleston	68 59				
282	H	UNCW	80 62					57	H	Elon	80 66				
137	H	Northeastern	53 64					55	A	Drexel	53 74				
57	A	Elon	51 64					234	H	Loyola Maryland	71 38				
282	A	UNCW	82 49												

Non-Div I Games:

Delaware

O
l
e
M
i
s
s

Ole Miss				Through Games Of Feb. 10, 2018							
Average RPI	Win:	210	WON-LOST	WINNING	LAST 10	STRENGTH OF	OPP. STRENGTH	TEAM	ADJ.	CONF.	ADJ CONF.
Average RPI	Loss:	55	RECORD	PCT. RANK	GAMES	SCHEDULE	OF SCHEDULE	RPI	RPI	RPI	RPI
DIV. I ONLY			11- 13	200	1- 9	37	71	118	118	2	2
DIV. I NON-CONF.			10- 3	51	1- 0	172	256	77	77	2	2

TOTALS		RPI 1-25		RPI 26-50		W-L RECORDS		RPI 51-100	RPI 101-999	RPI 201+	
11- 13		0- 8		0- 0		OVERALL		0- 1	11- 4	4- 0	
9- 4		0- 3		0- 0		HOME		0- 0	9- 1	3- 0	
1- 8		0- 0		0- 0		AWAY		0- 0	1- 0	0- 0	
1- 1		0- 0		0- 0		NEUTRAL		0- 0	1- 1	1- 0	
10- 3		0- 1		0- 0		NON-CONFERENCE		0- 0	10- 2	4- 0	
8- 0		0- 0		0- 0		HOME		0- 0	8- 0	3- 0	
1- 2		0- 1		0- 0		AWAY		0- 0	1- 1	0- 0	
1- 1		0- 0		0- 0		NEUTRAL		0- 0	1- 1	1- 0	
1- 10		0- 7		0- 0		CONFERENCE		0- 1	1- 2	0- 0	
1- 4		0- 3		0- 0		HOME		0- 0	1- 1	0- 0	
0- 6		0- 4		0- 0		AWAY		0- 1	0- 1	0- 0	
0- 0		0- 0		0- 0		NEUTRAL		0- 0	0- 0	0- 0	

RPI 1-25			
RPI	S	Opponent	Score
3	A	Mississippi St.	45 76
3	H	Mississippi St.	49 69
8	A	Tennessee	66 75
10	A	Oregon	46 90
16	H	South Carolina	62 88
17	A	Texas A&M	54 83
18	H	Missouri	48 67
23	A	Georgia	45 69

RPI 26-50			
RPI	S	Opponent	Score

RPI 51-100			
RPI	S	Opponent	Score
94	A	Arkansas	72 73

RPI 101+				Team's RPI: 118	
RPI	S	Opponent	Score		
103	N	Saint Louis	64 79		
113	H	Middle Tenn.	65 56		
120	H	Vanderbilt	72 75		
124	H	South Ala.	66 59		
138	A	Portland St.	79 94		
165	A	Florida	60 61		
165	H	Florida	78 75		
168	H	Troy	96 93		
183	A	Temple	64 48		
187	H	Arkansas St.	74 48		
195	H	Southern Miss.	68 59		
244	H	Texas Southern	73 58		
287	H	Kennesaw St.	92 63		
311	H	Northwestern St.	75 44		
330	N	Delaware St.	110 58		

LAST 12 Division I GAMES:									
17	A	Texas A&M	54	83	18	H	Missouri	48	67
23	A	Georgia	45	69	3	A	Mississippi St.	45	76
120	H	Vanderbilt	72	75	165	H	Florida	78	75
3	H	Mississippi St.	49	69	16	H	South Carolina	62	88
8	A	Tennessee	66	75	94	A	Arkansas	72	73
165	A	Florida	60	61	244	H	Texas Southern	73	58

Non-Div I Games:

Ole Miss

O
l
e
M
i
s
s

Average RPI Win:	197	WON-LOST	WINNING	LAST 10	STRENGTH OF	OPP. STRENGTH	TEAM	ADJ.	CONF.	ADJ CONF.
Average RPI Loss:	124	RECORD	PCT. RANK	GAMES	SCHEDULE	OF SCHEDULE	RPI	RPI	RPI	RPI
DIV. I ONLY	12- 9	135	5- 5	133	153	119	119	9	9	
DIV. I NON-CONF.	7- 6	165	1- 3	247	196	183	183	9	9	

TOTALS	RPI 1-25	RPI 26-50	W-L RECORDS	RPI 51-100	RPI 101-999	RPI 201+				
12- 9	0- 0	1- 0	OVERALL	1- 4	10- 5	7- 0				
4- 4	0- 0	1- 0	HOME	0- 2	3- 2	2- 0				
8- 3	0- 0	0- 0	AWAY	1- 1	7- 2	5- 0				
0- 2	0- 0	0- 0	NEUTRAL	0- 1	0- 1	0- 0				
7- 6	0- 0	0- 0	NON-CONFERENCE	1- 2	6- 4	5- 0				
2- 3	0- 0	0- 0	HOME	0- 1	2- 2	2- 0				
5- 1	0- 0	0- 0	AWAY	1- 0	4- 1	3- 0				
0- 2	0- 0	0- 0	NEUTRAL	0- 1	0- 1	0- 0				
5- 3	0- 0	1- 0	CONFERENCE	0- 2	4- 1	2- 0				
2- 1	0- 0	1- 0	HOME	0- 1	1- 0	0- 0				
3- 2	0- 0	0- 0	AWAY	0- 1	3- 1	2- 0				
0- 0	0- 0	0- 0	NEUTRAL	0- 0	0- 0	0- 0				

RPI 1-25				RPI 26-50				RPI 51-100				RPI 101+				Team's RPI: 119
RPI	S	Opponent	Score	RPI	S	Opponent	Score	RPI	S	Opponent	Score	RPI	S	Opponent	Score	
				34	H	Princeton	73 59	56	N	UC Davis	61 71	114	A	Dartmouth	57 39	
								60	A	TCU	82 72	132	A	Brown	71 81	
								71	H	Indiana	68 72	132	H	Brown	77 63	
								78	H	Penn	54 69	152	A	Binghamton	73 69	
								80	A	Harvard	73 97	161	N	Hartford	70 78	
												166	A	Kansas	75 81	
												179	H	Army West Point	65 82	
												193	H	Providence	51 55	
												208	A	Columbia	73 50	
												213	A	Stony Brook	77 71	
												267	A	Cornell	65 55	
												273	H	LIU Brooklyn	62 51	
												278	H	Colgate	82 56	
												291	A	Central Conn. St.	75 62	
												345	A	Saint Peter's	70 49	

LAST 12 Division I GAMES:																
267	A	Cornell	65 55	132	A	Brown	71 81									
208	A	Columbia	73 50	132	H	Brown	77 63									
78	H	Penn	54 69	161	N	Hartford	70 78									
34	H	Princeton	73 59	56	N	UC Davis	61 71									
114	A	Dartmouth	57 39	71	H	Indiana	68 72									
80	A	Harvard	73 97	345	A	Saint Peter's	70 49									

Non-Div I Games:

Yale

Average RPI Win: 133	WON-LOST RECORD	WINNING PCT. RANK	LAST 10 GAMES	STRENGTH OF SCHEDULE	OPP. STRENGTH OF SCHEDULE	TEAM RPI	ADJ. RPI	CONF. RPI	ADJ. CONF. RPI
Average RPI Loss: 55									
DIV. I ONLY	6- 19	301	2- 8	5	13	120	120	2	2
DIV. I NON-CONF.	4- 10	267	1- 0	23	23	147	147	2	2

TOTALS	RPI 1-25	RPI 26-50	W-L RECORDS	RPI 51-100	RPI 101-999	RPI 201+			
6- 19	0- 9	0- 4	OVERALL	1- 2	5- 4	1- 0			
3- 10	0- 6	0- 1	HOME	0- 1	3- 2	1- 0			
3- 7	0- 3	0- 2	AWAY	1- 1	2- 1	0- 0			
0- 2	0- 0	0- 1	NEUTRAL	0- 0	0- 1	0- 0			
4- 10	0- 2	0- 3	NON-CONFERENCE	1- 1	3- 4	1- 0			
2- 5	0- 1	0- 1	HOME	0- 1	2- 2	1- 0			
2- 3	0- 1	0- 1	AWAY	1- 0	1- 1	0- 0			
0- 2	0- 0	0- 1	NEUTRAL	0- 0	0- 1	0- 0			
2- 9	0- 7	0- 1	CONFERENCE	0- 1	2- 0	0- 0			
1- 5	0- 5	0- 0	HOME	0- 0	1- 0	0- 0			
1- 4	0- 2	0- 1	AWAY	0- 1	1- 0	0- 0			
0- 0	0- 0	0- 0	NEUTRAL	0- 0	0- 0	0- 0			

RPI 1-25				RPI 26-50				RPI 51-100				RPI 101+ Team's RPI: 120			
RPI	S	Opponent	Score	RPI	S	Opponent	Score	RPI	S	Opponent	Score	RPI	S	Opponent	Score
4	A	Louisville	57 79	26	A	Central Mich.	75 92	72	H	Belmont	74 111	103	A	Saint Louis	74 69
8	A	Tennessee	73 86	27	A	LSU	65 85	92	A	George Washington	69 59	104	H	Kentucky	70 55
8	H	Tennessee	64 74	37	N	Syracuse	78 84	100	A	Alabama	75 77	105	A	Tulane	59 71
16	H	South Carolina	82 95	43	H	Ball St.	79 88					113	H	Middle Tenn.	54 65
17	H	Texas A&M	67 91									118	A	Ole Miss	75 72
18	H	Missouri	70 81									121	H	Iowa St.	77 74
22	H	NC State	72 83									184	N	Wisconsin	71 73
23	A	Georgia	55 67									191	H	Memphis	60 71
23	H	Georgia	52 81									261	H	Lipscomb	92 82

LAST 12 Division I GAMES:															
23	A	Georgia	55 67	104	H	Kentucky	70 55								
8	H	Tennessee	64 74	18	H	Missouri	70 81								
118	A	Ole Miss	75 72	8	A	Tennessee	73 86								
17	H	Texas A&M	67 91	23	H	Georgia	52 81								
100	A	Alabama	75 77	27	A	LSU	65 85								
16	H	South Carolina	82 95	261	H	Lipscomb	92 82								

Non-Div I Games:

Vanderbilt

Average RPI Win: 179

Average RPI Loss: 53

WON-LOST
RECORDWINNING
PCT. RANKLAST 10
GAMESSTRENGTH OF
SCHEDULEOPP. STRENGTH
OF SCHEDULETEAM
RPIADJ.
RPICONF.
RPIADJ CONF.
RPIDIV. I ONLY
DIV. I NON-CONF.10- 14
6- 5218
1533- 7
0- 034
18236
64121
158121
1584
54
5

TOTALS

RPI 1-25

RPI 26-50

W-L RECORDS

RPI 51-100

RPI 101-999

RPI 201+

10- 14

0- 4

1- 3

OVERALL

2- 5

7- 2

5- 0

6- 7

0- 2

0- 2

HOME

1- 3

5- 0

4- 0

3- 6

0- 2

1- 0

AWAY

1- 2

1- 2

1- 0

1- 1

0- 0

0- 1

NEUTRAL

0- 0

1- 0

0- 0

6- 5

0- 1

0- 1

NON-CONFERENCE

1- 1

5- 2

4- 0

5- 1

0- 1

0- 0

HOME

1- 0

4- 0

4- 0

0- 3

0- 0

0- 0

AWAY

0- 1

0- 2

0- 0

1- 1

0- 0

0- 1

NEUTRAL

0- 0

1- 0

0- 0

4- 9

0- 3

1- 2

CONFERENCE

1- 4

2- 0

1- 0

1- 6

0- 1

0- 2

HOME

0- 3

1- 0

0- 0

3- 3

0- 2

1- 0

AWAY

1- 1

1- 0

1- 0

0- 0

0- 0

0- 0

NEUTRAL

0- 0

0- 0

0- 0

RPI 1-25

RPI 26-50

RPI 51-100

RPI 101+

Team's RPI: 121

RPI	S	Opponent	Score
7	A	Bayl or	49 89
7	H	Bayl or	50 79
9	A	Texas	55 87
19	H	Iowa	55 61

RPI	S	Opponent	Score
26	N	Central Mich.	60 81
28	H	Okl ahoma	69 74
45	A	Okl ahoma St.	78 69
45	H	Okl ahoma St.	73 81

RPI	S	Opponent	Score
52	A	West Vi rgi ni a	49 57
52	H	West Vi rgi ni a	59 69
60	H	TCU	52 75
74	H	South Dakota	81 76
84	A	Kansas St.	80 45
84	H	Kansas St.	60 67
88	A	Drake	80 83

RPI	S	Opponent	Score
105	N	Tul ane	67 64
120	A	Vanderbi l t	74 77
145	A	UNI	53 57
166	H	Kansas	71 69
228	A	Texas Tech	66 54
232	H	UC Ri versi de	89 66
251	H	Ni chol l s St.	75 47
266	H	UMKC	61 45
335	H	N. C. Central	99 58

LAST 12 Di vi si on I GAMES:

45	H	Okl ahoma St.	73 81	7	H	Bayl or	50 79
84	A	Kansas St.	80 45	228	A	Texas Tech	66 54
60	H	TCU	52 75	84	H	Kansas St.	60 67
9	A	Texas	55 87	52	A	West Vi rgi ni a	49 57
45	A	Okl ahoma St.	78 69	7	A	Bayl or	49 89
52	H	West Vi rgi ni a	59 69	28	H	Okl ahoma	69 74

Non-Di v I Games:

Iowa St.

Loss,
 Non-Conf,
 S Site,
 H Home
 A Away
 N Neutral

Average RPI	Win:	190	WON-LOST	WINNING	LAST 10	STRENGTH OF	OPP. STRENGTH	TEAM	ADJ.	CONF.	ADJ CONF.
Average RPI	Loss:	61	RECORD	PCT. RANK	GAMES	SCHEDULE	OF SCHEDULE	RPI	RPI	RPI	RPI
DIV. I ONLY		11- 12	190	4- 6	107	37	122	122	6	6	
DIV. I NON-CONF.		5- 5	170	0- 0	240	40	171	171	6	6	

TOTALS	RPI 1-25		RPI 26-50		W-L RECORDS		RPI 51-100		RPI 101-999		RPI 201+
11- 12	0- 4		1- 2		OVERALL		1- 5		9- 1		6- 0
5- 4	0- 2		1- 1		HOME		0- 1		4- 0		3- 0
5- 6	0- 2		0- 1		AWAY		1- 2		4- 1		3- 0
1- 2	0- 0		0- 0		NEUTRAL		0- 2		1- 0		0- 0
5- 5	0- 1		0- 1		NON-CONFERENCE		0- 3		5- 0		4- 0
2- 1	0- 0		0- 1		HOME		0- 0		2- 0		2- 0
2- 2	0- 1		0- 0		AWAY		0- 1		2- 0		2- 0
1- 2	0- 0		0- 0		NEUTRAL		0- 2		1- 0		0- 0
6- 7	0- 3		1- 1		CONFERENCE		1- 2		4- 1		2- 0
3- 3	0- 2		1- 0		HOME		0- 1		2- 0		1- 0
3- 4	0- 1		0- 1		AWAY		1- 1		2- 1		1- 0
0- 0	0- 0		0- 0		NEUTRAL		0- 0		0- 0		0- 0

RPI 1-25				RPI 26-50				RPI 51-100				RPI 101+ Team's RPI: 122			
RPI	S	Opponent	Score	RPI	S	Opponent	Score	RPI	S	Opponent	Score	RPI	S	Opponent	Score
22	A	NC State	49 63	32	H	Marquette	85 58	61	A	St. John's (NY)	41 64	106	A	Seton Hall	65 70
24	H	DePaul	62 78	38	A	Creighton	58 69	91	N	Auburn	40 60	106	H	Seton Hall	71 52
25	A	Villanova	67 68	47	H	Minnesota	63 73	92	A	George Washington	54 65	185	N	Northwestern	55 54
25	H	Villanova	58 60					98	N	Chattanooga	41 54	193	A	Providence	75 43
								99	A	Butler	63 52	212	A	Xavier	65 48
								99	H	Butler	57 66	212	H	Xavier	65 60
												230	H	Howard	93 41
												234	A	Loyola Maryland	72 54
												284	A	VCU	71 59
												302	H	FIU	77 56

LAST 12 Division I GAMES:															
106	H	Seton Hall	71 52	106	A	Seton Hall	65 70	25	A	Villanova	67 68	61	A	St. John's (NY)	41 64
212	A	Xavier	65 48	25	H	Villanova	58 60	99	H	Butler	63 52	99	H	Butler	57 66
99	A	Butler	63 52	24	H	DePaul	62 78	212	H	Xavier	65 60	212	H	Xavier	65 60
24	H	DePaul	62 78	32	H	Marquette	85 58	38	A	Creighton	58 69				

Non-Div I Games:

Georgetown

Average RPI Win:	259	WON-LOST	WINNING	LAST 10	STRENGTH OF	OPP. STRENGTH	TEAM	ADJ.	CONF.	ADJ CONF.
Average RPI Loss:	133	RECORD	PCT. RANK	GAMES	SCHEDULE	OF SCHEDULE	RPI	RPI	RPI	RPI
DIV. I ONLY	14- 8	96	9- 1	212	287	123	123	29	29	
DIV. I NON-CONF.	4- 7	226	0- 1	180	149	191	191	29	29	

TOTALS	RPI 1-25	RPI 26-50	W-L RECORDS	RPI 51-100	RPI 101-999	RPI 201+				
14- 8	0- 0	0- 1	OVERALL	0- 2	14- 5	11- 2				
7- 1	0- 0	0- 0	HOME	0- 0	7- 1	5- 0				
6- 6	0- 0	0- 1	AWAY	0- 2	6- 2	5- 0				
1- 1	0- 0	0- 0	NEUTRAL	0- 0	1- 1	1- 1				
4- 7	0- 0	0- 1	NON-CONFERENCE	0- 2	4- 4	2- 2				
1- 1	0- 0	0- 0	HOME	0- 0	1- 1	0- 0				
2- 5	0- 0	0- 1	AWAY	0- 2	2- 2	1- 1				
1- 1	0- 0	0- 0	NEUTRAL	0- 0	1- 1	1- 1				
10- 1	0- 0	0- 0	CONFERENCE	0- 0	10- 1	9- 0				
6- 0	0- 0	0- 0	HOME	0- 0	6- 0	5- 0				
4- 1	0- 0	0- 0	AWAY	0- 0	4- 1	4- 0				
0- 0	0- 0	0- 0	NEUTRAL	0- 0	0- 0	0- 0				

RPI 1-25				RPI 26-50				RPI 51-100				RPI 101+ Team's RPI: 123			
RPI	S	Opponent	Score	RPI	S	Opponent	Score	RPI	S	Opponent	Score	RPI	S	Opponent	Score
				50	A	Gonzaga	74 97	65	A	Toledo	66 74	133	A	Cincinnati	77 73
								67	A	Duquesne	68 87	136	A	Robert Morris	62 63
												136	H	Robert Morris	68 47
												139	H	William & Mary	86 92
												176	A	Boise St.	59 87
												190	H	Youngstown St.	79 65
												208	A	Columbia	81 94
												225	N	Southeast Mo. St.	50 82
												262	H	Mt. St. Mary's	92 88
												273	H	LIU Brooklyn	101 71
												277	A	Fairleigh Dickinson	80 56
												280	A	St. Francis Brooklyn	94 71
												280	H	St. Francis Brooklyn	90 75
												283	N	Old Dominion	79 68
												288	A	Sacred Heart	89 48
												291	H	Central Conn. St.	87 59
												293	H	Bryant	87 69
												308	A	Portland	106 101
												329	A	Wagner	79 76

LAST 12 Division I GAMES:															
				280	A	St. Francis Brooklyn	94 71	136	A	Robert Morris	62 63				
				136	H	Robert Morris	68 47	273	H	LIU Brooklyn	101 71				
				293	H	Bryant	87 69	280	H	St. Francis Brooklyn	90 75				
				291	H	Central Conn. St.	87 59	277	A	Fairleigh Dickinson	80 56				
				329	A	Wagner	79 76	288	A	Sacred Heart	89 48				
				262	H	Mt. St. Mary's	92 88	176	A	Boise St.	59 87				

Non-Div I Games: Seton Hill 103 71

Saint Francis (PA)

■ Loss,
 ■ Non-Conf,
 ■ S Site,
 ■ Home
 ■ A Away
 N Neutral

Average RPI Win: 226	WON-LOST RECORD	WINNING PCT. RANK	LAST 10 GAMES	STRENGTH OF SCHEDULE	OPP. STRENGTH OF SCHEDULE	TEAM RPI	ADJ. RPI	CONF. RPI	ADJ CONF. RPI
Average RPI Loss: 117									
DIV. I ONLY	14- 8	96	6- 4	160	228	124	124	23	23
DIV. I NON-CONF.	6- 4	122	0- 0	58	182	75	75	23	23

TOTALS	RPI 1-25	RPI 26-50	W-L RECORDS	RPI 51-100	RPI 101-999	RPI 201+			
14- 8	0- 1	0- 0	OVERALL	0- 2	14- 5	7- 0			
8- 4	0- 0	0- 0	HOME	0- 2	8- 2	5- 0			
6- 4	0- 1	0- 0	AWAY	0- 0	6- 3	2- 0			
0- 0	0- 0	0- 0	NEUTRAL	0- 0	0- 0	0- 0			
6- 4	0- 1	0- 0	NON-CONFERENCE	0- 2	6- 1	2- 0			
3- 2	0- 0	0- 0	HOME	0- 2	3- 0	1- 0			
3- 2	0- 1	0- 0	AWAY	0- 0	3- 1	1- 0			
0- 0	0- 0	0- 0	NEUTRAL	0- 0	0- 0	0- 0			
8- 4	0- 0	0- 0	CONFERENCE	0- 0	8- 4	5- 0			
5- 2	0- 0	0- 0	HOME	0- 0	5- 2	4- 0			
3- 2	0- 0	0- 0	AWAY	0- 0	3- 2	1- 0			
0- 0	0- 0	0- 0	NEUTRAL	0- 0	0- 0	0- 0			

RPI S Opponent Score	RPI S Opponent Score	RPI S Opponent Score	RPI S Opponent Score
22 A NC State 50 71		81 H UAB 66 78	102 A North Carolina 85 84
		95 H Jacksonville 58 60	115 H Little Rock 35 47
			118 A Ole Miss 59 66
			131 H Central Ark. 64 43
			153 A Texas St. 63 78
			160 A Louisiana 72 57
			168 A Troy 71 82
			168 H Troy 79 68
			177 H Southern U. 69 65
			178 A UT Arlington 76 63
			187 H Arkansas St. 60 75
			195 A Southern Miss. 78 57
			226 H New Orleans 67 45
			272 H Appalachian St. 54 52
			275 H Coastal Caro. 68 62
			305 A Alabama St. 59 47
			319 H Georgia St. 88 52
			325 H Ga. Southern 79 52
			337 A La.-Monroe 67 60
LAST 12 Division I GAMES:			
187 H Arkansas St. 60 75	275 H Coastal Caro. 68 62		
115 H Little Rock 35 47	168 H Troy 79 68		
168 A Troy 71 82	178 A UT Arlington 76 63		
337 A La.-Monroe 67 60	153 A Texas St. 63 78		
160 A Louisiana 72 57	325 H Ga. Southern 79 52		
272 H Appalachian St. 54 52	319 H Georgia St. 88 52		

Non-Div I Games: Ga. Southwestern 73 42

South Ala.

Average RPI Win:	221	WON-LOST	WINNING	LAST 10	STRENGTH OF	OPP. STRENGTH	TEAM	ADJ.	CONF.	ADJ CONF.
Average RPI Loss:	87	RECORD	PCT. RANK	GAMES	SCHEDULE	OF SCHEDULE	RPI	RPI	RPI	RPI
DIV. I ONLY	14- 10	125	8- 2	185	92	126	126	17	17	
DIV. I NON-CONF.	6- 8	209	0- 1	161	28	164	164	16	16	

TOTALS	RPI 1-25	RPI 26-50	W-L RECORDS	RPI 51-100	RPI 101-999	RPI 201+				
14- 10	0- 3	0- 0	OVERALL	3- 4	11- 3	8- 2				
7- 3	0- 0	0- 0	HOME	2- 2	5- 1	3- 1				
7- 4	0- 2	0- 0	AWAY	1- 1	6- 1	5- 1				
0- 3	0- 1	0- 0	NEUTRAL	0- 1	0- 1	0- 0				
6- 8	0- 3	0- 0	NON-CONFERENCE	1- 3	5- 2	4- 1				
3- 2	0- 0	0- 0	HOME	1- 1	2- 1	1- 1				
3- 3	0- 2	0- 0	AWAY	0- 1	3- 0	3- 0				
0- 3	0- 1	0- 0	NEUTRAL	0- 1	0- 1	0- 0				
8- 2	0- 0	0- 0	CONFERENCE	2- 1	6- 1	4- 1				
4- 1	0- 0	0- 0	HOME	1- 1	3- 0	2- 0				
4- 1	0- 0	0- 0	AWAY	1- 0	3- 1	2- 1				
0- 0	0- 0	0- 0	NEUTRAL	0- 0	0- 0	0- 0				

RPI 1-25				RPI 26-50				RPI 51-100				RPI 101+ Team's RPI: 126			
RPI	S	Opponent	Score	RPI	S	Opponent	Score	RPI	S	Opponent	Score	RPI	S	Opponent	Score
1	N	Notre Dame	46 77					54	H	Mercer	65 85	109	N	Western Mi ch.	79 87
8	A	Tennessee	49 87					62	H	Michigan St.	74 83	133	H	Cincinnati	87 77
22	A	NC State	58 70					63	A	Houston	69 88	162	H	Samford	76 48
								67	H	Duquesne	81 77	188	A	Furman	69 57
								85	N	Washington St.	76 80	221	A	UNCG	61 65
								98	A	Chattanooga	61 55	221	H	UNCG	60 52
								98	H	Chattanooga	65 58	243	H	Northern Ky.	45 57
												272	A	Appalachian St.	70 57
												292	A	Murray St.	96 68
												298	H	Tennessee Tech	74 55
												304	A	Wofford	61 58
												312	A	Western Caro.	76 46
												312	H	Western Caro.	66 50
												341	A	Winthrop	74 63

LAST 12 Division I GAMES:															
				98	A	Chattanooga	61 55	188	A	Furman	69 57				
				312	A	Western Caro.	76 46	98	H	Chattanooga	65 58				
				221	A	UNCG	61 65	221	H	UNCG	60 52				
				162	H	Samford	76 48	312	H	Western Caro.	66 50				
				54	H	Mercer	65 85	243	H	Northern Ky.	45 57				
				304	A	Wofford	61 58	62	H	Michigan St.	74 83				

Non-Div I Games: North Greenville 90 67

ETSU

Average RPI		Win: 245	WON-LOST RECORD	WINNING PCT. RANK	LAST 10 GAMES	STRENGTH OF SCHEDULE	OPP. STRENGTH OF SCHEDULE	TEAM RPI	ADJ. RPI	CONF. RPI	ADJ. CONF. RPI
Loss: 83											
DIV. I ONLY			17- 8	72	6- 4	243	175	127	127	11	11
DIV. I NON-CONF.			8- 3	65	0- 0	233	226	110	110	14	14
TOTALS		RPI 1-25		RPI 26-50		W-L RECORDS		RPI 51-100		RPI 101-999	
17- 8	0- 1		0- 1		OVERALL	2- 3		15- 3		13- 0	
9- 3	0- 0		0- 1		HOME	2- 1		7- 1		6- 0	
7- 4	0- 1		0- 0		AWAY	0- 2		7- 1		7- 0	
1- 1	0- 0		0- 0		NEUTRAL	0- 0		1- 1		0- 0	
8- 3	0- 0		0- 1		NON-CONFERENCE	1- 1		7- 1		5- 0	
4- 1	0- 0		0- 1		HOME	1- 0		3- 0		2- 0	
3- 1	0- 0		0- 0		AWAY	0- 1		3- 0		3- 0	
1- 1	0- 0		0- 0		NEUTRAL	0- 0		1- 1		0- 0	
9- 5	0- 1		0- 0		CONFERENCE	1- 2		8- 2		8- 0	
5- 2	0- 0		0- 0		HOME	1- 1		4- 1		4- 0	
4- 3	0- 1		0- 0		AWAY	0- 1		4- 1		4- 0	
0- 0	0- 0		0- 0		NEUTRAL	0- 0		0- 0		0- 0	

RPI 1-25			
RPI	S	Opponent	Score
12	A	Green Bay	43 69
RPI 26-50			
RPI	S	Opponent	Score
43	H	Ball St.	64 76
RPI 51-100			
RPI	S	Opponent	Score
65	A	Toledo	56 65
68	A	IUPUI	56 94
68	H	IUPUI	64 77
76	H	Ohio	71 64
97	H	Wright St.	71 70
RPI 101+			
RPI	S	Opponent	Score
103	N	Saint Louis	64 80
111	A	Milwaukee	72 79
160	N	Louisiana	54 45
190	H	Youngstown St.	52 66
200	H	Eastern Mich.	77 65
216	A	Oakland	86 66
216	H	Oakland	70 62
243	A	Northern Ky.	70 65
243	H	Northern Ky.	72 49
246	A	Niagara	70 61
250	A	Bradley	67 65
255	A	Illinois St.	56 47
316	A	Detroit Mercy	90 76
316	H	Detroit Mercy	75 50
324	A	Ill.-Chicago	64 42
324	H	Ill.-Chicago	70 67
334	H	Marshall	85 76
344	H	Eastern Ill.	77 69
LAST 12 Division I GAMES:			
68	A	IUPUI	56 94
324	A	Ill.-Chicago	64 42
216	A	Oakland	86 66
316	A	Detroit Mercy	90 76
243	H	Northern Ky.	72 49
97	H	Wright St.	71 70
190	H	Youngstown St.	52 66
243	A	Northern Ky.	70 65
12	A	Green Bay	43 69
111	A	Milwaukee	72 79
324	H	Ill.-Chicago	70 67
68	H	IUPUI	64 77

Non-Div I Games:

Cleveland and St.

■ Loss, ■ Non-Conf, S Site, H Home A Away N Neutral

Average RPI Win:	213	WON-LOST	WINNING	LAST 10	STRENGTH OF	OPP. STRENGTH	TEAM	ADJ.	CONF.	ADJ CONF.
Average RPI Loss:	83	RECORD	PCT. RANK	GAMES	SCHEDULE	OF SCHEDULE	RPI	RPI	RPI	RPI
DIV. I ONLY	13- 11	151	3- 7	149	106	128	128	7	7	
DIV. I NON-CONF.	8- 3	65	0- 0	283	267	122	122	8	8	

TOTALS	RPI 1-25	RPI 26-50	W-L RECORDS	RPI 51-100	RPI 101-999	RPI 201+				
13- 11	1- 1	0- 2	OVERALL	0- 5	12- 3	8- 0				
6- 3	1- 0	0- 1	HOME	0- 1	5- 1	3- 0				
6- 6	0- 0	0- 0	AWAY	0- 1	6- 0	4- 0				
1- 2	0- 0	0- 0	NEUTRAL	0- 1	1- 1	1- 0				
8- 3	0- 1	0- 0	NON-CONFERENCE	0- 1	8- 1	6- 0				
3- 0	0- 0	0- 0	HOME	0- 0	3- 0	2- 0				
4- 1	0- 1	0- 0	AWAY	0- 0	4- 0	3- 0				
1- 2	0- 0	0- 0	NEUTRAL	0- 1	1- 1	1- 0				
5- 8	1- 0	0- 2	CONFERENCE	0- 4	4- 2	2- 0				
3- 3	1- 0	0- 1	HOME	0- 1	2- 1	1- 0				
2- 5	0- 0	0- 1	AWAY	0- 3	2- 1	1- 0				
0- 0	0- 0	0- 0	NEUTRAL	0- 0	0- 0	0- 0				

RPI 1-25				RPI 26-50				RPI 51-100				RPI 101+ Team's RPI: 128			
RPI	S	Opponent	Score	RPI	S	Opponent	Score	RPI	S	Opponent	Score	RPI	S	Opponent	Score
19	A	Iowa	80 105	26	H	Central Mi ch.	78 81	65	A	Toledo	60 63	107	H	Western Ill.	96 94
21	H	Buffalo	86 84	43	A	Ball St.	72 81	76	A	Ohio	75 77	109	A	Western Mi ch.	83 88
								83	N	Albany (NY)	91 97	110	N	Lamar University	80 90
								93	A	Miami (OH)	65 67	142	A	SIUE	86 75
								93	H	Miami (OH)	62 77	143	A	Kent St.	72 62
												143	H	Kent St.	81 79
												200	H	Eastern Mi ch.	76 83
												203	H	Bowling Green	73 68
												223	A	Akron	84 61
												250	H	Bradley	76 52
												268	N	Sacramento St.	84 75
												295	A	UTSA	69 55
												296	H	Loyola Chi cago	80 71
												339	A	Chi cago St.	80 59
												344	A	Eastern Ill.	93 64

LAST 12 Division I GAMES:															
203	H	Bowling Green	73 68	200	H	Eastern Mi ch.	76 83								
223	A	Akron	84 61	26	H	Central Mi ch.	78 81								
143	A	Kent St.	72 62	65	A	Toledo	60 63								
93	H	Miami (OH)	62 77	109	A	Western Mi ch.	83 88								
43	A	Ball St.	72 81	21	H	Buffalo	86 84								
76	A	Ohio	75 77	143	H	Kent St.	81 79								

Non-Div I Games:

Northern Ill.

Average RPI Win:	256	WON-LOST	WINNING	LAST 10	STRENGTH OF	OPP. STRENGTH	TEAM	ADJ.	CONF.	ADJ CONF.
Average RPI Loss:	168	RECORD	PCT. RANK	GAMES	SCHEDULE	OF SCHEDULE	RPI	RPI	RPI	RPI
DIV. I ONLY	16- 4	26	10- 0	315	305	129	129	31	31	
DIV. I NON-CONF.	6- 4	122	1- 1	251	288	187	187	30	30	

TOTALS	RPI 1-25	RPI 26-50	W-L RECORDS	RPI 51-100	RPI 101-999	RPI 201+				
16- 4	0- 0	0- 1	OVERALL	0- 1	16- 2	11- 2				
8- 2	0- 0	0- 0	HOME	0- 1	8- 1	6- 1				
6- 2	0- 0	0- 1	AWAY	0- 0	6- 1	5- 1				
2- 0	0- 0	0- 0	NEUTRAL	0- 0	2- 0	0- 0				
6- 4	0- 0	0- 1	NON-CONFERENCE	0- 1	6- 2	3- 2				
3- 2	0- 0	0- 0	HOME	0- 1	3- 1	2- 1				
1- 2	0- 0	0- 1	AWAY	0- 0	1- 1	1- 1				
2- 0	0- 0	0- 0	NEUTRAL	0- 0	2- 0	0- 0				
10- 0	0- 0	0- 0	CONFERENCE	0- 0	10- 0	8- 0				
5- 0	0- 0	0- 0	HOME	0- 0	5- 0	4- 0				
5- 0	0- 0	0- 0	AWAY	0- 0	5- 0	4- 0				
0- 0	0- 0	0- 0	NEUTRAL	0- 0	0- 0	0- 0				

RPI 1-25				RPI 26-50				RPI 51-100				RPI 101+				Team's RPI: 129
RPI	S	Opponent	Score	RPI	S	Opponent	Score	RPI	S	Opponent	Score	RPI	S	Opponent	Score	
				44	A	Miami (FL)	39 85	95	H	Jacksonville	58 68	153	N	Texas St.	62 56	
												177	H	Southern U.	68 56	
												199	A	Norfolk St.	58 51	
												199	H	Norfolk St.	60 45	
												201	N	Richmond	63 50	
												206	A	Hampton	61 56	
												230	A	Howard	59 55	
												238	A	North Florida	63 70	
												263	H	Grand Canyon	69 60	
												271	H	Prairie View	77 52	
												294	H	Southeastern La.	58 60	
												300	A	UMES	55 48	
												300	H	UMES	73 61	
												302	A	FIU	77 59	
												303	H	Coppin St.	64 38	
												318	H	South Carolina St.	68 50	
												330	A	Delaware St.	68 60	
												342	H	Florida A&M	44 42	
LAST 12 Division I GAMES:																
				300	H	UMES	73 61	342	H	Florida A&M	44 42					
				199	H	Norfolk St.	60 45	300	A	UMES	55 48					
				303	H	Coppin St.	64 38	230	A	Howard	59 55					
				206	A	Hampton	61 56	318	H	South Carolina St.	68 50					
				199	A	Norfolk St.	58 51	44	A	Miami (FL)	39 85					
				330	A	Delaware St.	68 60	201	N	Richmond	63 50					

Non-Div I Games: Edward Waters 101 60 Palm Beach Atl. 61 48

Bethune-Cookman

Loss, Non-Conf, S Site, H Home A Away N Neutral

0- 0				0- 0				NEUTRAL				0- 0				0- 0			
RPI 1-25				RPI 26-50				RPI 51-100				RPI 101+ Team's RPI: 130							
RPI	S	Opponent	Score	RPI	S	Opponent	Score	RPI	S	Opponent	Score	RPI	S	Opponent	Score				
								55	A	Drexel	54 63	145	A	Pittsburgh	39 57				
								59	A	Ameri can	58 68	152	H	Binghamton	64 59				
								69	A	Fordham	62 71	163	A	Lehi gh	62 66				
								82	H	Navy	47 39	163	H	Lehi gh	59 52				
												164	H	Saint Joseph's	53 77				
												179	H	Army West Point	60 36				
												190	A	Youngstown St.	66 60				
												198	A	Boston U.	63 58				
												198	H	Boston U.	67 57				
												223	H	Akron	63 52				
												233	A	Lafayette	80 57				
												233	H	Lafayette	83 53				
												234	H	Loyol a Maryl and	65 68				
												242	H	St. Bonaventure	48 59				
												245	A	Holy Cross	71 47				
												269	A	Ri der	76 71				
												278	A	Col gate	63 42				
												278	H	Col gate	77 57				
												285	H	Can i si us	76 57				
												340	A	Iona	60 53				
LAST 12 Di vi si on I GAMES:																			
				278	A	Col gate	63 42	234	H	Loyol a Maryl and	65 68								
				163	H	Lehi gh	59 52	278	H	Col gate	77 57								
				233	A	Lafayette	80 57	163	A	Lehi gh	62 66								
				198	H	Boston U.	67 57	233	H	Lafayette	83 53								
				82	H	Navy	47 39	179	H	Army West Point	60 36								
				245	A	Holy Cross	71 47	198	A	Boston U.	63 58								

Non-Div I Games:

Average RPI Win: **261**
 Average RPI Loss: **116**

WON-LOST
RECORD

WINNING
PCT. RANK

LAST 10
GAMES

STRENGTH OF
SCHEDULE

OPP. STRENGTH
OF SCHEDULE

TEAM
RPI

ADJ.
RPI

CONF.
RPI

ADJ CONF.
RPI

DIV. I ONLY	12- 7	100	7- 3	254	213	131	131	26	26
DIV. I NON-CONF.	3- 4	209	0- 0	38	26	78	78	25	25
TOTALS	RPI 1-25	RPI 26-50	W-L RECORDS	RPI 51-100	RPI 101-999	RPI 201+			
12- 7	0- 3	0- 0	OVERALL	0- 0	12- 4	10- 2			
6- 1	0- 0	0- 0	HOME	0- 0	6- 1	5- 1			
4- 6	0- 0	0- 0	AWAY	0- 0	4- 0	4- 0			
2- 0	0- 0	0- 0	NEUTRAL	0- 0	2- 0	1- 0			
3- 4	0- 3	0- 0	NON-CONFERENCE	0- 0	3- 1	2- 0			
1- 0	0- 0	0- 0	HOME	0- 0	1- 0	1- 0			
0- 4	0- 3	0- 0	AWAY	0- 0	0- 1	0- 0			
2- 0	0- 0	0- 0	NEUTRAL	0- 0	2- 0	1- 0			
9- 3	0- 0	0- 0	CONFERENCE	0- 0	9- 3	8- 2			
5- 1	0- 0	0- 0	HOME	0- 0	5- 1	4- 1			
4- 2	0- 0	0- 0	AWAY	0- 0	4- 2	4- 1			
0- 0	0- 0	0- 0	NEUTRAL	0- 0	0- 0	0- 0			

RPI	S	Opponent	Score
7	A	Baylor	55 86
8	A	Tennessee	34 77
17	A	Texas A&M	61 72

RPI	S	Opponent	Score
-----	---	----------	-------

RPI	S	Opponent	Score
-----	---	----------	-------

RPI	S	Opponent	Score
110	H	Lamar University	51 39
124	A	South Ala.	43 64
134	A	SFA	46 59
140	N	Clemson	53 47
215	H	Abilene Christian	63 45
226	H	New Orleans	48 52
251	A	Nicholls St.	69 48
256	A	A&M-Corpus Christi	58 50
281	N	North Dakota St.	68 45
294	A	Southeastern La.	70 78
294	H	Southeastern La.	63 47
301	H	Alcorn	75 52
311	A	Northwestern St.	61 53
314	A	Incarate Word	57 35
322	H	Houston Baptist	64 56
331	H	Sam Houston St.	69 44

LAST 12 Division I GAMES:

322	H	Houston Baptist	64 56	251	A	Nicholls St.	69 48
294	A	Southeastern La.	70 78	314	A	Incarate Word	57 35
311	A	Northwestern St.	61 53	110	H	Lamar University	51 39
134	A	SFA	46 59	331	H	Sam Houston St.	69 44
215	H	Abilene Christian	63 45	294	H	Southeastern La.	63 47
226	H	New Orleans	48 52	256	A	A&M-Corpus Christi	58 50

Non-Div I Games:

Central Baptist

75 34

Williams Baptist

77 31

Crowley's Ridge

106 23

Hendrix

79 22
Central Ark.

Average RPI Win:	232	WON-LOST	WINNING	LAST 10	STRENGTH OF	OPP. STRENGTH	TEAM	ADJ.	CONF.	ADJ CONF.
Average RPI Loss:	104	RECORD	PCT. RANK	GAMES	SCHEDULE	OF SCHEDULE	RPI	RPI	RPI	RPI
DIV. I ONLY	13- 7	92	3- 6	248	145	132	132	9	9	
DIV. I NON-CONF.	11- 1	13	3- 0	324	217	103	103	9	9	

TOTALS	RPI 1-25	RPI 26-50	W-L RECORDS	RPI 51-100	RPI 101-999	RPI 201+				
13- 7	0- 0	0- 2	OVERALL	0- 2	13- 3	9- 1				
5- 3	0- 0	0- 2	HOME	0- 1	5- 0	3- 0				
6- 4	0- 0	0- 0	AWAY	0- 1	6- 3	4- 1				
2- 0	0- 0	0- 0	NEUTRAL	0- 0	2- 0	2- 0				
11- 1	0- 0	0- 1	NON-CONFERENCE	0- 0	11- 0	8- 0				
4- 1	0- 0	0- 1	HOME	0- 0	4- 0	3- 0				
5- 0	0- 0	0- 0	AWAY	0- 0	5- 0	3- 0				
2- 0	0- 0	0- 0	NEUTRAL	0- 0	2- 0	2- 0				
2- 6	0- 0	0- 1	CONFERENCE	0- 2	2- 3	1- 1				
1- 2	0- 0	0- 1	HOME	0- 1	1- 0	0- 0				
1- 4	0- 0	0- 0	AWAY	0- 1	1- 3	1- 1				
0- 0	0- 0	0- 0	NEUTRAL	0- 0	0- 0	0- 0				

Brown

Brown

RPI 1-25				RPI 26-50				RPI 51-100				RPI 101+				Team' s RPI : 132	
RPI	S	Opponent	Score	RPI	S	Opponent	Score	RPI	S	Opponent	Score	RPI	S	Opponent	Score		
				34	H	Princeton	62 77	78	H	Penn	55 88	114	A	Dartmouth	73 78		
				36	H	Cal i forni a	79 89	80	A	Harvard	85 87	119	A	Yale	63 77		
												119	H	Yale	81 71		
												173	A	Paci fi c	74 57		
												193	A	Provi dence	64 59		
												198	H	Boston U.	92 68		
												206	N	Hampton	73 66		
												208	A	Col umbia	84 80		
												230	A	Howard	85 81		
												245	H	Holy Cross	82 78		
												267	A	Cornel l	68 70		
												278	A	Col gate	83 73		
												288	H	Sacred Heart	102 77		
												291	A	Central Conn. St.	78 55		
												293	H	Bryant	85 62		
												293	N	Bryant	72 60		
LAST 12 Di vi si on I GAMES:																	
				208	A	Col umbi a	84 80	119	H	Yale	81 71						
				267	A	Cornel l	68 70	119	A	Yale	63 77						
				34	H	Princeton	62 77	230	A	Howard	85 81						
				78	H	Penn	55 88	198	H	Boston U.	92 68						
				80	A	Harvard	85 87	278	A	Col gate	83 73						
				114	A	Dartmouth	73 78	288	H	Sacred Heart	102 77						

Non-Di v I Games: Johnson & Wales (RI) 100 79

Brown

Cincinnati

Cincinnati				Through Games Of Feb. 10, 2018						
Average RPI Win: 195		WON-LOST RECORD	WINNING PCT. RANK	LAST 10 GAMES	STRENGTH OF SCHEDULE	OPP. STRENGTH OF SCHEDULE	TEAM RPI	ADJ. RPI	CONF. RPI	ADJ CONF. RPI
Average RPI Loss: 106										
DIV. I ONLY		14- 10	125	6- 4	139	84	133	133	8	8
DIV. I NON-CONF.		7- 5	132	0- 0	259	116	213	213	7	7

TOTALS		RPI 1-25	RPI 26-50	W-L RECORDS	RPI 51-100	RPI 101-999	RPI 201+			
14- 10		0- 2	0- 2	OVERALL	2- 0	12- 6	7- 2			
9- 6		0- 1	0- 2	HOME	1- 0	8- 3	5- 1			
5- 4		0- 1	0- 0	AWAY	1- 0	4- 3	2- 1			
0- 0		0- 0	0- 0	NEUTRAL	0- 0	0- 0	0- 0			
7- 5		0- 1	0- 0	NON-CONFERENCE	1- 0	6- 4	6- 1			
6- 3		0- 1	0- 0	HOME	1- 0	5- 2	5- 0			
1- 2		0- 0	0- 0	AWAY	0- 0	1- 2	1- 1			
0- 0		0- 0	0- 0	NEUTRAL	0- 0	0- 0	0- 0			
7- 5		0- 1	0- 2	CONFERENCE	1- 0	6- 2	1- 1			
3- 3		0- 0	0- 2	HOME	0- 0	3- 1	0- 1			
4- 2		0- 1	0- 0	AWAY	1- 0	3- 1	1- 0			
0- 0		0- 0	0- 0	NEUTRAL	0- 0	0- 0	0- 0			

RPI 1-25				RPI 26-50				RPI 51-100				RPI 101+ Team's RPI: 133			
RPI	S	Opponent	Score	RPI	S	Opponent	Score	RPI	S	Opponent	Score	RPI	S	Opponent	Score
2	A	UConn	65 106	29	H	South Fla.	46 69	63	A	Houston	88 82	105	H	Tulane	83 52
5	H	Ohio St.	76 87	42	H	UCF	38 50	93	H	Miami (OH)	73 62	123	H	Saint Francis (PA)	73 77

Average RPI Win:	263	WON-LOST	WINNING	LAST 10	STRENGTH OF	OPP. STRENGTH	TEAM	ADJ.	CONF.	ADJ CONF.
Average RPI Loss:	167	RECORD	PCT. RANK	GAMES	SCHEDULE	OF SCHEDULE	RPI	RPI	RPI	RPI
DIV. I ONLY	15- 4	38	9- 1	339	292	134	134	26	26	
DIV. I NON-CONF.	4- 3	143	0- 0	269	322	166	166	25	25	

TOTALS	RPI 1-25	RPI 26-50	W-L RECORDS	RPI 51-100	RPI 101-999	RPI 201+				
15- 4	0- 0	0- 0	OVERALL	1- 1	14- 3	13- 2				
9- 0	0- 0	0- 0	HOME	1- 0	8- 0	7- 0				
4- 4	0- 0	0- 0	AWAY	0- 1	4- 3	4- 2				
2- 0	0- 0	0- 0	NEUTRAL	0- 0	2- 0	2- 0				
4- 3	0- 0	0- 0	NON-CONFERENCE	1- 1	3- 2	3- 2				
2- 0	0- 0	0- 0	HOME	1- 0	1- 0	1- 0				
0- 3	0- 0	0- 0	AWAY	0- 1	0- 2	0- 2				
2- 0	0- 0	0- 0	NEUTRAL	0- 0	2- 0	2- 0				
11- 1	0- 0	0- 0	CONFERENCE	0- 0	11- 1	10- 0				
7- 0	0- 0	0- 0	HOME	0- 0	7- 0	6- 0				
4- 1	0- 0	0- 0	AWAY	0- 0	4- 1	4- 0				
0- 0	0- 0	0- 0	NEUTRAL	0- 0	0- 0	0- 0				

S

S

F

F

A

A

RPI 1-25				RPI 26-50				RPI 51-100				RPI 101+				Team's RPI: 134
RPI	S	Opponent	Score	RPI	S	Opponent	Score	RPI	S	Opponent	Score	RPI	S	Opponent	Score	
								74	H	South Dakota	77 55	110	A	Lamar University	65	79
								84	A	Kansas St.	49 74	131	H	Central Ark.	59	46
												215	H	Abilene Christian	66	55
												226	A	New Orleans	74	67
												235	A	Montana St.	54	59
												239	A	Montana	52	60
												251	A	Nicholls St.	86	73
												260	H	McNeese	73	58
												294	H	Southeastern La.	79	67
												301	N	Alcorn	83	79
												303	H	Coppin St.	72	59
												305	N	Alabama St.	77	50
												311	A	Northwestern St.	70	62
												311	H	Northwestern St.	83	48
												314	H	Incarinate Word	60	49
												322	A	Houston Baptist	76	54
												331	H	Sam Houston St.	75	53

LAST 12 Division I GAMES:																
311	H	Northwestern St.	83 48	215	H	Abilene Christian	66 55									
260	H	McNeese	73 58	314	H	Incarinate Word	60 49									
110	A	Lamar University	65 79	226	A	New Orleans	74 67									
322	A	Houston Baptist	76 54	311	A	Northwestern St.	70 62									
331	H	Sam Houston St.	75 53	251	A	Nicholls St.	86 73									
131	H	Central Ark.	59 46	294	H	Southeastern La.	79 67									

Non-Div I Games: Howard Payne 105 35 Central Baptist 97 34 Tex. A&M-Commerce 83 61 Cent. Christian (KS) 105 32 SFA

U
T
E
P

U
T
E
P

UTEP

Average RPI Win:	259	WON-LOST	WINNING	LAST 10	STRENGTH OF	OPP. STRENGTH	TEAM	ADJ.	CONF.	ADJ CONF.
Average RPI Loss:	136	RECORD	PCT. RANK	GAMES	SCHEDULE	OF SCHEDULE	RPI	RPI	RPI	RPI
DIV. I ONLY	16- 5	41	9- 1	319	273	136	136	29	29	
DIV. I NON-CONF.	6- 4	122	0- 1	310	157	216	216	29	29	

TOTALS	RPI 1-25	RPI 26-50	W-L RECORDS	RPI 51-100	RPI 101-999	RPI 201+				
16- 5	0- 0	0- 0	OVERALL	0- 1	16- 4	13- 1				
8- 2	0- 0	0- 0	HOME	0- 0	8- 2	6- 1				
8- 2	0- 0	0- 0	AWAY	0- 1	8- 1	7- 0				
0- 1	0- 0	0- 0	NEUTRAL	0- 0	0- 1	0- 0				
6- 4	0- 0	0- 0	NON-CONFERENCE	0- 1	6- 3	4- 1				
3- 2	0- 0	0- 0	HOME	0- 0	3- 2	2- 1				
3- 1	0- 0	0- 0	AWAY	0- 1	3- 0	2- 0				
0- 1	0- 0	0- 0	NEUTRAL	0- 0	0- 1	0- 0				
10- 1	0- 0	0- 0	CONFERENCE	0- 0	10- 1	9- 0				
5- 0	0- 0	0- 0	HOME	0- 0	5- 0	4- 0				
5- 1	0- 0	0- 0	AWAY	0- 0	5- 1	5- 0				
0- 0	0- 0	0- 0	NEUTRAL	0- 0	0- 0	0- 0				

RPI 1-25				RPI 26-50				RPI 51-100				RPI 101+				Team's RPI: 136	
RPI	S	Opponent	Score	RPI	S	Opponent	Score	RPI	S	Opponent	Score	RPI	S	Opponent	Score		
								62	A	Michigan St.	58	100	123	A	Saint Francis (PA)	47	68
												123	H	Saint Francis (PA)	63	62	
												143	H	Kent St.	31	46	
												151	N	San Francisco	45	57	
												154	A	Cal Poly	66	50	
												190	H	Youngstown St.	84	52	
												203	H	Bowling Green	62	64	
												233	H	Lafayette	63	42	
												243	A	Northern Ky.	59	50	
												262	A	Mt. St. Mary's	77	68	
												273	A	LIU Brooklyn	55	44	
												273	H	LIU Brooklyn	60	53	
												277	A	Fairleigh Dickinson	77	68	
												280	H	St. Francis Brooklyn	59	36	
												288	A	Sacred Heart	91	57	
												291	H	Central Conn. St.	66	47	
												293	H	Bryant	72	49	
												299	H	Monmouth	56	38	
												329	A	Wagner	58	52	
												330	A	Delaware St.	65	42	
LAST 12 Division I GAMES:																	
273	A	LIU Brooklyn	55	44	123	H	Saint Francis (PA)	63	62								
123	A	Saint Francis (PA)	47	68	280	H	St. Francis Brooklyn	59	36								
291	H	Central Conn. St.	66	47	273	H	LIU Brooklyn	60	53								
293	H	Bryant	72	49	288	A	Sacred Heart	91	57								
262	A	Mt. St. Mary's	77	68	277	A	Fairleigh Dickinson	77	68								
329	A	Wagner	58	52	143	H	Kent St.	31	46								

Non-Div I Games: Clarion 67 60

Robert Morris

Average RPI Win:	223	WON-LOST	WINNING	LAST 10	STRENGTH OF	OPP. STRENGTH	TEAM	ADJ.	CONF.	ADJ CONF.
Average RPI Loss:	117	RECORD	PCT. RANK	GAMES	SCHEDULE	OF SCHEDULE	RPI	RPI	RPI	RPI
DIV. I ONLY	12- 11	163	6- 4	112	215	137	137	10	10	
DIV. I NON-CONF.	5- 6	187	0- 0	196	311	214	214	12	12	

TOTALS	RPI 1-25	RPI 26-50	W-L RECORDS	RPI 51-100	RPI 101-999	RPI 201+				
12- 11	0- 0	0- 0	OVERALL	0- 7	12- 4	8- 1				
6- 4	0- 0	0- 0	HOME	0- 3	6- 1	3- 0				
5- 5	0- 0	0- 0	AWAY	0- 3	5- 2	4- 0				
1- 2	0- 0	0- 0	NEUTRAL	0- 1	1- 1	1- 1				
5- 6	0- 0	0- 0	NON-CONFERENCE	0- 2	5- 4	4- 1				
2- 2	0- 0	0- 0	HOME	0- 1	2- 1	1- 0				
2- 2	0- 0	0- 0	AWAY	0- 0	2- 2	2- 0				
1- 2	0- 0	0- 0	NEUTRAL	0- 1	1- 1	1- 1				
7- 5	0- 0	0- 0	CONFERENCE	0- 5	7- 0	4- 0				
4- 2	0- 0	0- 0	HOME	0- 2	4- 0	2- 0				
3- 3	0- 0	0- 0	AWAY	0- 3	3- 0	2- 0				
0- 0	0- 0	0- 0	NEUTRAL	0- 0	0- 0	0- 0				

RPI 1-25				RPI 26-50				RPI 51-100				RPI 101+				Team's RPI: 137
RPI	S	Opponent	Score	RPI	S	Opponent	Score	RPI	S	Opponent	Score	RPI	S	Opponent	Score	
								55	A	Drexel	50 58	117	A	Delaware	64 53	
								55	H	Drexel	58 69	117	H	Delaware	73 59	
								57	A	Elon	71 78	139	H	William & Mary	64 46	
								63	N	Houston	64 72	169	H	Marist	78 72	
								77	A	James Madi son	43 72	180	A	New Hampshi re	50 65	
								77	H	James Madi son	57 60	193	H	Provi dence	95 98	
								80	H	Harvard	69 79	198	A	Boston U.	73 74	
												240	N	New Mexico St.	65 64	
												255	N	Illinois St.	55 65	
												257	H	Col . of Charl eston	59 37	
												258	H	Fairfield	63 43	
												259	A	Towson	70 61	
												274	A	Vermont	71 66	
												282	A	UNCW	54 47	
												282	H	UNCW	56 39	
												286	A	Massachusetts	64 54	

LAST 12 Division I GAMES:																
								77	A	James Madi son	43 72	55	H	Drexel	58 69	
								117	H	Del aware	73 59	257	H	Col . of Charl eston	59 37	
								282	H	UNCW	56 39	57	A	El on	71 78	
								55	A	Drexel	50 58	282	A	UNCW	54 47	
								117	A	Del aware	64 53	77	H	James Madi son	57 60	
								139	H	William & Mary	64 46	259	A	Towson	70 61	

Non-Div I Games:

Northeastern

Average RPI Win:	221	WON-LOST	WINNING	LAST 10	STRENGTH OF	OPP. STRENGTH	TEAM	ADJ.	CONF.	ADJ CONF.
Average RPI Loss:	146	RECORD	PCT. RANK	GAMES	SCHEDULE	OF SCHEDULE	RPI	RPI	RPI	RPI
DIV. I ONLY	11- 10	160	5- 5	167	217	138	138	19	19	
DIV. I NON-CONF.	4- 5	202	0- 0	130	132	100	100	13	13	

TOTALS	RPI 1-25	RPI 26-50	W-L RECORDS	RPI 51-100	RPI 101-999	RPI 201+				
11- 10	0- 0	0- 1	OVERALL	0- 2	11- 7	7- 2				
6- 2	0- 0	0- 0	HOME	0- 0	6- 2	3- 0				
5- 8	0- 0	0- 1	AWAY	0- 2	5- 5	4- 2				
0- 0	0- 0	0- 0	NEUTRAL	0- 0	0- 0	0- 0				
4- 5	0- 0	0- 1	NON-CONFERENCE	0- 2	4- 2	2- 1				
1- 0	0- 0	0- 0	HOME	0- 0	1- 0	0- 0				
3- 5	0- 0	0- 1	AWAY	0- 2	3- 2	2- 1				
0- 0	0- 0	0- 0	NEUTRAL	0- 0	0- 0	0- 0				
7- 5	0- 0	0- 0	CONFERENCE	0- 0	7- 5	5- 1				
5- 2	0- 0	0- 0	HOME	0- 0	5- 2	3- 0				
2- 3	0- 0	0- 0	AWAY	0- 0	2- 3	2- 1				
0- 0	0- 0	0- 0	NEUTRAL	0- 0	0- 0	0- 0				

RPI 1-25	RPI 26-50	RPI 51-100	RPI 101+	Team's RPI: 138
RPI S Opponent Score	RPI S Opponent Score	RPI S Opponent Score	RPI S Opponent Score	
	50 Gonzaga 52 91	56 UC Davis 67 79	118 Ole Miss 94 79	
		90 UNLV 80 88	144 Idaho St. 59 88	
			147 Idaho 60 61	
			147 Idaho 90 101	
			150 Weber St. 77 64	
			174 UC Irvine 82 72	
			182 Eastern Wash. 57 64	
			182 Eastern Wash. 75 60	
			189 Nevada 55 67	
			219 Seattle U 77 91	
			235 Montana St. 69 60	
			235 Montana St. 62 53	
			239 Montana 53 69	
			239 Montana 70 53	
			254 San Jose St. 90 78	
			268 Sacramento St. 81 72	
			268 Sacramento St. 74 73	
			308 Portland 77 71	
LAST 12 Division I GAMES:				
	235 Montana St. 62 53	144 Idaho St. 59 88		
	239 Montana 70 53	239 Montana 53 69		
	182 Eastern Wash. 57 64	235 Montana St. 69 60		
	147 Idaho 60 61	147 Idaho 90 101		
	268 Sacramento St. 81 72	182 Eastern Wash. 75 60		
	150 Weber St. 77 64	268 Sacramento St. 74 73		

Non-Div I Games: Northwest (WA) 63 60 Multnomah 95 32

Portland St.

Average RPI Win: 223
Average RPI Loss: 143

Average RPI Win: 223		WON-LOST RECORD	WINNING PCT. RANK	LAST 10 GAMES	STRENGTH OF SCHEDULE	OPP. STRENGTH OF SCHEDULE	TEAM RPI	ADJ. RPI	CONF. RPI	ADJ CONF. RPI
Average RPI Loss: 143										
DIV. I ONLY		15- 8	88	4- 6	242	179	139	139	10	10
DIV. I NON-CONF.		9- 2	34	0- 0	270	201	90	90	12	12
TOTALS		RPI 1-25		RPI 26-50	W-L RECORDS		RPI 51-100	RPI 101-999	RPI 201+	
15- 8	0- 0			0- 0	OVERALL		1- 3	14- 5	11- 2	
8- 4	0- 0			0- 0	HOME		1- 2	7- 2	6- 1	
7- 4	0- 0			0- 0	AWAY		0- 1	7- 3	5- 1	
0- 0	0- 0			0- 0	NEUTRAL		0- 0	0- 0	0- 0	
9- 2	0- 0			0- 0	NON-CONFERENCE		0- 1	9- 1	6- 0	
5- 1	0- 0			0- 0	HOME		0- 0	5- 1	4- 0	
4- 1	0- 0			0- 0	AWAY		0- 1	4- 0	2- 0	
0- 0	0- 0			0- 0	NEUTRAL		0- 0	0- 0	0- 0	
6- 6	0- 0			0- 0	CONFERENCE		1- 2	5- 4	5- 2	
3- 3	0- 0			0- 0	HOME		1- 2	2- 1	2- 1	
3- 3	0- 0			0- 0	AWAY		0- 0	3- 3	3- 1	
0- 0	0- 0			0- 0	NEUTRAL		0- 0	0- 0	0- 0	

RPI 1-25				RPI 26-50				RPI 51-100				RPI 101+ Team's RPI : 139			
RPI	S	Opponent	Score	RPI	S	Opponent	Score	RPI	S	Opponent	Score	RPI	S	Opponent	Score
								55	H	Drexel	58 65	117	A	Del aware	59 68
								57	H	El on	81 75	123	A	Saint Francis (PA)	92 86
								61	A	St. John' s (NY)	81 92	137	A	Northeastern	46 64
								77	H	James Madi son	41 86	159	H	David son	73 55
												199	H	Norfol k St.	74 80
												201	A	Ri chmond	78 64
												209	A	East Carol ina	71 65
												230	A	Howard	83 71
												234	H	Loyol a Maryl and	70 49
												241	A	Hofstra	54 65
												241	H	Hofstra	63 53
												257	A	Col . of Charleston	68 54
												257	H	Col . of Charleston	79 66
												258	H	Fai rfi el d	57 47
												259	A	Towson	75 63
												259	H	Towson	66 67
												282	A	UNCW	66 53
												283	H	Ol d Domi ni on	75 58
												290	H	USC Upstate	83 63
LAST 12 Division I GAMES:															
117	A	Del aware	59 68	241	A	Hofstra	54 65								
259	A	Towson	75 63	57	H	El on	81 75								
77	H	James Madi son	41 86	259	H	Towson	66 67								
241	H	Hofstra	63 53	55	H	Drexel	58 65								
257	H	Col . of Charleston	79 66	282	A	UNCW	66 53								
137	A	Northeastern	46 64	257	A	Col . of Charleston	68 54								

Non-Div I Games:

William & Mary

■ Loss, ■ Non-Conf, S Site, H Home A Away N Neutral

[illegible]

Clemson

C
o
l
o
r
a
d
o

Col orado				Through Games Of Feb. 10, 2018							
Average RPI	Win:	192	WON-LOST	WINNING	LAST 10	STRENGTH OF	OPP. STRENGTH	TEAM	ADJ.	CONF.	ADJ CONF.
Average RPI	Loss:	74	RECORD	PCT. RANK	GAMES	SCHEDULE	OF SCHEDULE	RPI	RPI	RPI	RPI
DIV. I ONLY			11- 12	190	2- 8	111	59	141	141	5	5
DIV. I NON-CONF.			8- 2	45	0- 0	229	111	79	79	3	3

TOTALS		RPI 1-25	RPI 26-50		W-L RECORDS		RPI 51-100	RPI 101-999	RPI 201+		
11- 12	0- 2	1- 5		OVERALL		1- 2	9- 3	5- 1			
6- 7	0- 2	1- 3		HOME		0- 1	5- 1	4- 0			
5- 5	0- 0	0- 2		AWAY		1- 1	4- 2	1- 1			
0- 0	0- 0	0- 0		NEUTRAL		0- 0	0- 0	0- 0			
8- 2	0- 0	1- 0		NON-CONFERENCE		0- 0	7- 2	4- 0			
5- 1	0- 0	1- 0		HOME		0- 0	4- 1	3- 0			
3- 1	0- 0	0- 0		AWAY		0- 0	3- 1	1- 0			
0- 0	0- 0	0- 0		NEUTRAL		0- 0	0- 0	0- 0			
3- 10	0- 2	0- 5		CONFERENCE		1- 2	2- 1	1- 1			
1- 6	0- 2	0- 3		HOME		0- 1	1- 0	1- 0			
2- 4	0- 0	0- 2		AWAY		1- 1	1- 1	0- 1			
0- 0	0- 0	0- 0		NEUTRAL		0- 0	0- 0	0- 0			

RPI 1-25				RPI 26-50				RPI 51-100				RPI 101+ Team's RPI: 141			
RPI	S	Opponent	Score	RPI	S	Opponent	Score	RPI	S	Opponent	Score	RPI	S	Opponent	Score
10	H	Oregon	55 74	33	A	Arizona St.	59 73	85	A	Washington St.	75 89	102	A	North Carolina	80 87
11	H	UCLA	55 93	33	H	Arizona St.	47 72	89	A	Utah	69 65	108	H	George Mason	76 61
				36	A	Cal i forni a	76 78	89	H	Utah	74 78	114	H	Dartmouth	75 81
				44	H	Mi ami (FL)	67 61					116	A	Colorado St.	70 67
				48	H	Southern Cal i forni a	51 86					162	A	Samford	71 60
				49	H	Oregon St.	71 86					167	A	Washington	66 61
LAST 12 Division I GAMES:															
				36	A	Cal i forni a	76 78	279	A	Ari zona	63 72				
				89	H	Utah	74 78	11	H	UCLA	55 93				
				89	A	Utah	69 65	48	H	Southern Cal i forni a	51 86				
				49	H	Oregon St.	71 86	167	A	Washington	66 61				
				10	H	Oregon	55 74	85	A	Washington St.	75 89				
				33	A	Arizona St.	59 73	279	H	Ari zona	79 60				

Non-Div I Games: Westminster (MO) 106 47

Colorado

C
o
l
o
r
a
d
o

S
I
U
E

SIUE				Through Games Of Feb. 10, 2018						
Average RPI Win:	258	WON-LOST	WINNING	LAST 10	STRENGTH OF	OPP. STRENGTH	TEAM	ADJ.	CONF.	ADJ CONF.
Average RPI Loss:	107	RECORD	PCT. RANK	GAMES	SCHEDULE	OF SCHEDULE	RPI	RPI	RPI	RPI
DIV. I ONLY	15- 10	114	8- 2	180	231	142	142	25	25	
DIV. I NON-CONF.	3- 8	268	0- 0	84	71	219	219	27	27	

TOTALS	RPI 1-25	RPI 26-50	W-L RECORDS	RPI 51-100	RPI 101-999	RPI 201+				
15- 10	0- 1	0- 2	OVERALL	0- 3	15- 4	12- 2				
9- 4	0- 0	0- 1	HOME	0- 1	9- 2	7- 0				
6- 5	0- 1	0- 1	AWAY	0- 2	6- 1	5- 1				
0- 1	0- 0	0- 0	NEUTRAL	0- 0	0- 1	0- 1				
3- 8	0- 1	0- 2	NON-CONFERENCE	0- 1	3- 4	1- 2				
2- 3	0- 0	0- 1	HOME	0- 0	2- 2	1- 0				
1- 4	0- 1	0- 1	AWAY	0- 1	1- 1	0- 1				
0- 1	0- 0	0- 0	NEUTRAL	0- 0	0- 1	0- 1				
12- 2	0- 0	0- 0	CONFERENCE	0- 2	12- 0	11- 0				
7- 1	0- 0	0- 0	HOME	0- 1	7- 0	6- 0				
5- 1	0- 0	0- 0	AWAY	0- 1	5- 0	5- 0				
0- 0	0- 0	0- 0	NEUTRAL	0- 0	0- 0	0- 0				

S
I
U
E

RPI 1-25				RPI 26-50				RPI 51-100				RPI 101+ Team's RPI: 142			
RPI	S	Opponent	Score	RPI	S	Opponent	Score	RPI	S	Opponent	Score	RPI	S	Opponent	Score
18	A	Missouri	48 78	26	H	Central Mich.	56 94	58	A	Nebraska	53 62	103	H	Saint Louis	79 72
				41	A	FGCU	49 66	72	A	Belmont	64 86	128	H	Northern Ill.	75 86
								72	H	Belmont	55 72	172	A	Southern Ill.	57 53
												175	H	Stetson	61 65
												194	H	UT Martin	73 70
												210	H	Jacksonville St.	65 41
												218	A	Morehead St.	66 51
												223	N	Akron	58 59
												225	H	Southeast Mo. St.	65 57
												236	A	Austin Peay	61 38
												255	A	Illinois St.	47 62
												292	A	Murray St.	75 70
												292	H	Murray St.	77 68
												298	H	Tennessee Tech	65 58
												307	A	Eastern Ky.	62 60
												310	H	Air Force	76 40
												332	A	Tennessee St.	88 76
												332	H	Tennessee St.	74 63
												344	H	Eastern Ill.	62 52
LAST 12 Division I GAMES:															
				292	H	Murray St.	77 68	194	H	UT Martin	73 70				
				344	H	Eastern Ill.	62 52	225	H	Southeast Mo. St.	65 57				
				210	H	Jacksonville St.	65 41	332	H	Tennessee St.	74 63				
				298	H	Tennessee Tech	65 58	72	H	Belmont	55 72				
				72	A	Belmont	64 86	218	A	Morehead St.	66 51				
				332	A	Tennessee St.	88 76	307	A	Eastern Ky.	62 60				

Non-Div I Games:

SIUE

Average RPI Win:	213	WON-LOST	WINNING	LAST 10	STRENGTH OF	OPP. STRENGTH	TEAM	ADJ.	CONF.	ADJ CONF.
Average RPI Loss:	85	RECORD	PCT. RANK	GAMES	SCHEDULE	OF SCHEDULE	RPI	RPI	RPI	RPI
DIV. I ONLY	11- 14	209	3- 7	113	91	143	143	7	7	
DIV. I NON-CONF.	7- 5	132	0- 0	145	119	105	105	8	8	

TOTALS	RPI 1-25	RPI 26-50	W-L RECORDS	RPI 51-100	RPI 101-999	RPI 201+				
11- 14	0- 2	0- 5	OVERALL	1- 2	10- 5	5- 2				
3- 5	0- 0	0- 1	HOME	0- 2	3- 2	2- 0				
6- 6	0- 0	0- 0	AWAY	1- 0	5- 1	2- 0				
2- 3	0- 1	0- 2	NEUTRAL	0- 0	2- 0	1- 0				
7- 5	0- 1	0- 3	NON-CONFERENCE	0- 1	7- 0	4- 0				
1- 1	0- 0	0- 0	HOME	0- 1	1- 0	1- 0				
4- 1	0- 0	0- 1	AWAY	0- 0	4- 0	2- 0				
2- 3	0- 1	0- 2	NEUTRAL	0- 0	2- 0	1- 0				
4- 9	0- 1	0- 2	CONFERENCE	1- 1	3- 5	1- 2				
2- 4	0- 0	0- 1	HOME	0- 1	2- 2	1- 0				
2- 5	0- 1	0- 1	AWAY	1- 0	1- 3	0- 2				
0- 0	0- 0	0- 0	NEUTRAL	0- 0	0- 0	0- 0				

RPI 1-25				RPI 26-50				RPI 51-100				RPI 101+ Team's RPI: 143			
RPI	S	Opponent	Score	RPI	S	Opponent	Score	RPI	S	Opponent	Score	RPI	S	Opponent	Score
13	N	Stanford	54 79	26	A	Central Mi ch.	84 88	65	A	Toledo	62 55	109	H	Western Mi ch.	61 66
21	A	Buffalo	42 80	35	A	Michigan	41 54	76	H	Ohio	65 78	128	A	Northern Ill.	79 81
				41	N	FGCU	62 80	97	H	Wright St.	60 72	128	H	Northern Ill.	62 72
				43	H	Ball St.	58 79					136	A	Robert Morris	46 31
				50	N	Gonzaga	57 77					190	A	Youngstown St.	55 44
												191	N	Memphis	70 55
												200	A	Eastern Mi ch.	67 60
												200	H	Eastern Mi ch.	76 69
												203	A	Bowling Green	50 60
												203	H	Bowling Green	81 57
												223	A	Akron	60 75
												243	A	Northern Ky.	59 54
												294	N	Southeastern La.	81 60
												307	A	Eastern Ky.	65 57
												316	H	Detroit Mercy	82 74

LAST 12 Division I GAMES:															
76	H	Ohio	65 78	43	H	Ball St.	58 79	203	A	Bowling Green	50 60	26	A	Central Mi ch.	84 88
21	A	Buffalo	42 80	203	A	Bowling Green	50 60	200	H	Eastern Mi ch.	76 69	109	H	Western Mi ch.	61 66
128	H	Northern Ill.	62 72	26	A	Central Mi ch.	84 88	128	A	Northern Ill.	79 81				
203	H	Bowling Green	81 57	200	H	Eastern Mi ch.	76 69								
223	A	Akron	60 75	109	H	Western Mi ch.	61 66								
65	A	Toledo	62 55	128	A	Northern Ill.	79 81								

Non-Div I Games:

Kent St.

Average RPI Win:	242	WON-LOST	WINNING	LAST 10	STRENGTH OF	OPP. STRENGTH	TEAM	ADJ.	CONF.	ADJ CONF.
Average RPI Loss:	134	RECORD	PCT. RANK	GAMES	SCHEDULE	OF SCHEDULE	RPI	RPI	RPI	RPI
DIV. I ONLY	13- 8	110	7- 3	313	137	144	144	19	19	
DIV. I NON-CONF.	6- 3	87	0- 0	284	179	102	102	13	13	

TOTALS	RPI 1-25	RPI 26-50	W-L RECORDS	RPI 51-100	RPI 101-999	RPI 201+				
13- 8	0- 0	0- 2	OVERALL	0- 2	13- 4	8- 2				
4- 2	0- 0	0- 1	HOME	0- 0	4- 1	3- 0				
9- 6	0- 0	0- 0	AWAY	0- 0	9- 0	5- 0				
0- 0	0- 0	0- 0	NEUTRAL	0- 0	0- 0	0- 0				
6- 3	0- 0	0- 0	NON-CONFERENCE	0- 2	6- 1	4- 1				
1- 0	0- 0	0- 0	HOME	0- 0	1- 0	1- 0				
5- 3	0- 0	0- 0	AWAY	0- 2	5- 1	3- 1				
0- 0	0- 0	0- 0	NEUTRAL	0- 0	0- 0	0- 0				
7- 5	0- 0	0- 2	CONFERENCE	0- 0	7- 3	4- 1				
3- 2	0- 0	0- 1	HOME	0- 0	3- 1	2- 0				
4- 3	0- 0	0- 1	AWAY	0- 0	4- 2	2- 1				
0- 0	0- 0	0- 0	NEUTRAL	0- 0	0- 0	0- 0				

RPI 1-25				RPI 26-50				RPI 51-100				RPI 101+				Team's RPI: 144
RPI	S	Opponent	Score	RPI	S	Opponent	Score	RPI	S	Opponent	Score	RPI	S	Opponent	Score	
				31	A	Northern Colo.	52 75	73	A	Wyoming	53 61	138	A	Portland St.	88 59	
				31	H	Northern Colo.	57 63	85	A	Washington St.	55 72	150	A	Weber St.	73 84	
												150	H	Weber St.	70 76	
												167	A	Washington	79 59	
												170	A	North Dakota	68 55	
												170	H	North Dakota	57 46	
												174	A	UC Irvine	78 72	
												219	A	Seattle U	74 69	
												227	A	Pepperdine	74 80	
												253	A	Hawaii	64 62	
												268	A	Sacramento St.	85 71	
												297	H	Utah St.	64 44	
												320	A	Northern Ari z.	75 55	
												320	H	Northern Ari z.	76 59	
												323	A	Southern Utah	70 76	
												323	H	Southern Utah	66 39	
												327	A	Utah Valley	70 58	

LAST 12 Division I GAMES:																
				170	A	North Dakota	68 55	138	A	Portland St.	88 59					
				31	A	Northern Colo.	52 75	31	H	Northern Colo.	57 63					
				323	H	Southern Utah	66 39	170	H	North Dakota	57 46					
				320	H	Northern Ari z.	76 59	320	A	Northern Ari z.	75 55					
				150	A	Weber St.	73 84	323	A	Southern Utah	70 76					
				268	A	Sacramento St.	85 71	150	H	Weber St.	70 76					

Non-Div I Games: Westminster (UT) 83 45 Col. of Idaho 89 32

Idaho St.

Loss, Non-Conf, S Site, H Home A Away N Neutral

Average RPI	Win:	199	WON-LOST	WINNING	LAST 10	STRENGTH OF	OPP. STRENGTH	TEAM	ADJ.	CONF.	ADJ CONF.
Average RPI	Loss:	57	RECORD	PCT. RANK	GAMES	SCHEDULE	OF SCHEDULE	RPI	RPI	RPI	RPI
DIV. I ONLY		10- 14	218	2- 8	41	58	145	145	1	1	
DIV. I NON-CONF.		8- 5	111	1- 0	178	215	165	165	1	1	

TOTALS	RPI 1-25		RPI 26-50		W-L RECORDS		RPI 51-100		RPI 101-999		RPI 201+
10- 14	0- 4		0- 2		OVERALL		1- 5		9- 3		4- 0
8- 8	0- 4		0- 0		HOME		1- 2		7- 2		4- 0
2- 6	0- 0		0- 2		AWAY		0- 3		2- 1		0- 0
0- 0	0- 0		0- 0		NEUTRAL		0- 0		0- 0		0- 0
8- 5	0- 0		0- 0		NON-CONFERENCE		0- 4		8- 1		4- 0
7- 3	0- 0		0- 0		HOME		0- 2		7- 1		4- 0
1- 2	0- 0		0- 0		AWAY		0- 2		1- 0		0- 0
0- 0	0- 0		0- 0		NEUTRAL		0- 0		0- 0		0- 0
2- 9	0- 4		0- 2		CONFERENCE		1- 1		1- 2		0- 0
1- 5	0- 4		0- 0		HOME		1- 0		0- 1		0- 0
1- 4	0- 0		0- 2		AWAY		0- 1		1- 1		0- 0
0- 0	0- 0		0- 0		NEUTRAL		0- 0		0- 0		0- 0

RPI	S	Opponent	Score	RPI	S	Opponent	Score	RPI	S	Opponent	Score	RPI	S	Opponent	Score	Team's RPI: 145
1	H	Notre Dame	53 87	30	A	Virginia	50 62	52	A	West Virginia	52 73	101	H	Wake Forest	49 58	
4	H	Louisville	51 77	37	A	Syracuse	52 70	53	A	Virginia Tech	66 89	102	A	North Carolina	67 68	
6	H	Florida St.	59 66					66	H	Georgia Tech	68 62	130	H	Bucknell	57 39	
14	H	Duke	46 58					67	H	Duquesne	53 66	133	A	Cincinnati	66 46	
								69	A	Fordham	55 58	140	A	Clemson	58 42	
								79	H	Penn St.	48 59	184	H	Wisconsin	57 58	
												187	H	Arkansas St.	87 47	
												190	H	Youngstown St.	66 58	
												259	H	Towson	81 63	
												267	H	Cornell	51 39	
												282	H	UNCW	74 55	
												339	H	Chicago St.	87 49	

LAST 12 Division I GAMES:																
6	H	Florida St.	59 66	66	H	Georgia Tech	68 62	53	A	Virginia Tech	66 89	102	A	North Carolina	67 68	
140	A	Clemson	58 42	53	A	Virginia Tech	66 89	101	H	Wake Forest	49 58	339	H	Chicago St.	87 49	
14	H	Duke	46 58	102	A	North Carolina	67 68	30	A	Virginia	50 62					
1	H	Notre Dame	53 87													
37	A	Syracuse	52 70													
4	H	Louisville	51 77													

Non-Div I Games:

Pittsburgh

Average RPI	Win:	220	WON-LOST	WINNING	LAST 10	STRENGTH OF	OPP. STRENGTH	TEAM	ADJ.	CONF.	ADJ CONF.
Average RPI	Loss:	99	RECORD	PCT. RANK	GAMES	SCHEDULE	OF SCHEDULE	RPI	RPI	RPI	RPI
DIV. I ONLY		11- 11	174	6- 4	153	109	145	145	24	24	
DIV. I NON-CONF.		3- 7	254	0- 0	40	3	130	130	22	22	

TOTALS	RPI 1-25		RPI 26-50		W-L RECORDS	RPI 51-100		RPI 101-999		RPI 201+	
11- 11	0- 1		0- 3		OVERALL	2- 2		9- 5		7- 1	
6- 3	0- 1		0- 0		HOME	0- 1		6- 1		4- 0	
4- 8	0- 0		0- 3		AWAY	1- 1		3- 4		3- 1	
1- 0	0- 0		0- 0		NEUTRAL	1- 0		0- 0		0- 0	
3- 7	0- 1		0- 3		NON-CONFERENCE	2- 1		1- 2		0- 1	
1- 2	0- 1		0- 0		HOME	0- 1		1- 0		0- 0	
1- 5	0- 0		0- 3		AWAY	1- 0		0- 2		0- 1	
1- 0	0- 0		0- 0		NEUTRAL	1- 0		0- 0		0- 0	
8- 4	0- 0		0- 0		CONFERENCE	0- 1		8- 3		7- 0	
5- 1	0- 0		0- 0		HOME	0- 0		5- 1		4- 0	
3- 3	0- 0		0- 0		AWAY	0- 1		3- 2		3- 0	
0- 0	0- 0		0- 0		NEUTRAL	0- 0		0- 0		0- 0	

RPI 1-25				RPI 26-50				RPI 51-100				RPI 101+				Team's RPI: 145
RPI	S	Opponent	Score	RPI	S	Opponent	Score	RPI	S	Opponent	Score	RPI	S	Opponent	Score	
19	H	Iowa	47 71	38	A	Creighton	78 89	68	H	IUPUI	48 54	112	A	Missouri St.	52 62	
				39	A	South Dakota St.	47 57	73	N	Wyoming	55 40	112	H	Missouri St.	52 57	
				42	A	UCF	43 53	84	A	Kansas St.	72 71	121	H	Iowa St.	57 53	
								88	A	Drake	64 81	170	A	North Dakota	72 80	
												172	A	Southern Ill.	53 60	
												172	H	Southern Ill.	71 63	
												229	A	Omaha	74 78	
												250	A	Bradley	51 40	
												255	A	Illinois St.	58 36	
												264	A	Indiana St.	56 46	
												264	H	Indiana St.	59 53	
												289	H	Valparaiso	77 56	
												296	H	Loyola Chicago	70 41	
												348	H	Evansville	65 41	

LAST 12 Division I GAMES:																
264	A	Indiana St.	56 46	264	H	Indiana St.	59 53									
172	H	Southern Ill.	71 63	348	H	Evansville	65 41									
112	H	Missouri St.	52 57	112	A	Missouri St.	52 62									
255	A	Illinois St.	58 36	172	A	Southern Ill.	53 60									
250	A	Bradley	51 40	289	H	Valparaiso	77 56									
88	A	Drake	64 81	296	H	Loyola Chicago	70 41									

Non-Div I Games: Wis.-Parkside 92 62

UNI

Average RPI Win:	198	WON-LOST	WINNING	LAST 10	STRENGTH OF	OPP. STRENGTH	TEAM	ADJ.	CONF.	ADJ CONF.
Average RPI Loss:	125	RECORD	PCT. RANK	GAMES	SCHEDULE	OF SCHEDULE	RPI	RPI	RPI	RPI
DIV. I ONLY	12- 10	147	8- 2	175	89	147	147	19	19	
DIV. I NON-CONF.	3- 7	254	0- 0	73	90	179	179	13	13	

TOTALS	RPI 1-25	RPI 26-50	W-L RECORDS	RPI 51-100	RPI 101-999	RPI 201+				
12- 10	0- 1	1- 2	OVERALL	0- 2	11- 5	5- 3				
7- 4	0- 0	0- 1	HOME	0- 1	7- 2	4- 1				
5- 5	0- 0	1- 0	AWAY	0- 0	4- 0	1- 0				
0- 1	0- 0	0- 0	NEUTRAL	0- 1	0- 0	0- 0				
3- 7	0- 1	0- 1	NON-CONFERENCE	0- 2	3- 3	2- 2				
1- 3	0- 0	0- 0	HOME	0- 1	1- 2	1- 1				
2- 3	0- 1	0- 1	AWAY	0- 0	2- 1	1- 1				
0- 1	0- 0	0- 0	NEUTRAL	0- 1	0- 0	0- 0				
9- 3	0- 0	1- 1	CONFERENCE	0- 0	8- 2	3- 1				
6- 1	0- 0	0- 1	HOME	0- 0	6- 0	3- 0				
3- 2	0- 0	1- 0	AWAY	0- 0	2- 2	0- 1				
0- 0	0- 0	0- 0	NEUTRAL	0- 0	0- 0	0- 0				

RPI 1-25				RPI 26-50				RPI 51-100				RPI 101+				Team's RPI: 147
RPI	S	Opponent	Score	RPI	S	Opponent	Score	RPI	S	Opponent	Score	RPI	S	Opponent	Score	
5	A	Ohio St.	56 99	31	A	Northern Colo.	79 71	60	N	TCU	76 86	116	A	Colorado St.	83 69	
				31	H	Northern Colo.	72 78	73	H	Wyoming	64 70	138	A	Portland St.	101 90	
				33	A	Arizona St.	33 77					138	H	Portland St.	61 60	
												167	H	Washington	69 81	
												170	A	North Dakota	78 64	
												170	H	North Dakota	80 75	
												182	A	Eastern Wash.	64 71	
												182	H	Eastern Wash.	85 71	
												202	A	CSUN	80 75	
												215	A	Abilene Christian	72 82	
												219	H	Seattle U	60 68	
												268	A	Sacramento St.	64 79	
												268	H	Sacramento St.	101 66	
												313	H	Cal St. Fullerton	80 60	
												320	H	Northern Ariz.	83 68	
												323	H	Southern Utah	74 51	

LAST 12 Division I GAMES:																
				182	H	Eastern Wash.	85 71	323	H	Southern Utah	74 51					
				268	H	Sacramento St.	101 66	182	A	Eastern Wash.	64 71					
				138	H	Portland St.	61 60	138	A	Portland St.	101 90					
				170	A	North Dakota	78 64	268	A	Sacramento St.	64 79					
				31	A	Northern Colo.	79 71	31	H	Northern Colo.	72 78					
				320	H	Northern Ariz.	83 68	170	H	North Dakota	80 75					

Non-Div I Games: Eastern Ore. 84 70

Idaho

Average RPI Win:	203	WON-LOST	WINNING	LAST 10	STRENGTH OF	OPP. STRENGTH	TEAM	ADJ.	CONF.	ADJ CONF.
Average RPI Loss:	170	RECORD	PCT. RANK	GAMES	SCHEDULE	OF SCHEDULE	RPI	RPI	RPI	RPI
DIV. I ONLY	14- 10	125	7- 3	215	158	148	148	16	16	
DIV. I NON-CONF.	5- 6	187	0- 0	140	233	196	196	15	15	

TOTALS	RPI 1-25	RPI 26-50	W-L RECORDS	RPI 51-100	RPI 101-999	RPI 201+				
14- 10	0- 0	0- 1	OVERALL	2- 1	12- 8	7- 3				
10- 2	0- 0	0- 1	HOME	1- 0	9- 1	4- 1				
4- 8	0- 0	0- 0	AWAY	1- 1	3- 7	3- 2				
0- 0	0- 0	0- 0	NEUTRAL	0- 0	0- 0	0- 0				
5- 6	0- 0	0- 1	NON-CONFERENCE	0- 0	5- 5	2- 2				
4- 2	0- 0	0- 1	HOME	0- 0	4- 1	1- 1				
1- 4	0- 0	0- 0	AWAY	0- 0	1- 4	1- 1				
0- 0	0- 0	0- 0	NEUTRAL	0- 0	0- 0	0- 0				
9- 4	0- 0	0- 0	CONFERENCE	2- 1	7- 3	5- 1				
6- 0	0- 0	0- 0	HOME	1- 0	5- 0	3- 0				
3- 4	0- 0	0- 0	AWAY	1- 1	2- 3	2- 1				
0- 0	0- 0	0- 0	NEUTRAL	0- 0	0- 0	0- 0				

RPI	S	Opponent	Score	RPI	S	Opponent	Score	RPI	S	Opponent	Score	RPI	S	Opponent	Score	Team's RPI: 148
33	H	Arizona St.	49 81	73	H	Wyoming	60 47	116	H	Colorado St.	56 45	150	H	Weber St.	81 78	
				86	A	New Mexico	75 88	151	A	San Francisco	62 70	153	A	Texas St.	59 76	
				90	A	UNLV	74 72	173	H	Pacific	81 70	176	A	Boise St.	66 75	
								178	A	UT Arlington	54 67	182	H	Eastern Wash.	81 56	
								189	A	Nevada	73 90	189	H	Nevada	68 55	
								202	A	CSUN	72 85	204	A	UC Santa Barbara	64 57	
								232	H	UC Riverside	56 68	239	H	Montana	61 58	
								252	A	San Diego St.	66 60	252	H	San Diego St.	64 53	
								297	A	Utah St.	52 60	297	H	Utah St.	57 56	
								310	A	Air Force	64 58	310	H	Air Force	64 48	
LAST 12 Division I GAMES:																
252	A	San Diego St.	66 60	252	H	San Diego St.	64 53									
73	H	Wyoming	60 47	86	A	New Mexico	75 88									
189	H	Nevada	68 55	176	A	Boise St.	66 75									
310	H	Air Force	64 48	116	H	Colorado St.	56 45									
297	A	Utah St.	52 60	297	H	Utah St.	57 56									
90	A	UNLV	74 72	310	A	Air Force	64 58									

Non-Div I Games:

Fresno St.

Average RPI	Win:	206	WON-LOST	WINNING	LAST 10	STRENGTH OF	OPP. STRENGTH	TEAM	ADJ.	CONF.	ADJ CONF.
Average RPI	Loss:	147	RECORD	PCT. RANK	GAMES	SCHEDULE	OF SCHEDULE	RPI	RPI	RPI	RPI
DIV. I ONLY		15- 9		101	5- 5	255	121	149	149	13	13
DIV. I NON-CONF.		7- 3		74	0- 0	298	121	155	155	11	11

TOTALS	RPI 1-25		RPI 26-50		W-L RECORDS	RPI 51-100		RPI 101-999		RPI 201+	
15- 9	0- 0		0- 2		OVERALL	3- 0		12- 7		9- 3	
8- 4	0- 0		0- 1		HOME	2- 0		6- 3		4- 2	
7- 5	0- 0		0- 1		AWAY	1- 0		6- 4		5- 1	
0- 0	0- 0		0- 0		NEUTRAL	0- 0		0- 0		0- 0	
7- 3	0- 0		0- 1		NON-CONFERENCE	1- 0		6- 2		4- 1	
4- 2	0- 0		0- 1		HOME	1- 0		3- 1		2- 1	
3- 1	0- 0		0- 0		AWAY	0- 0		3- 1		2- 0	
0- 0	0- 0		0- 0		NEUTRAL	0- 0		0- 0		0- 0	
8- 6	0- 0		0- 1		CONFERENCE	2- 0		6- 5		5- 2	
4- 2	0- 0		0- 0		HOME	1- 0		3- 2		2- 1	
4- 4	0- 0		0- 1		AWAY	1- 0		3- 3		3- 1	
0- 0	0- 0		0- 0		NEUTRAL	0- 0		0- 0		0- 0	

RPI 1-25				RPI 26-50				RPI 51-100				RPI 101+				Team's RPI : 149	
RPI	S	Opponent	Score	RPI	S	Opponent	Score	RPI	S	Opponent	Score	RPI	S	Opponent	Score		
				48	H	Southern Cal i forni a	70 80	75	A	Saint Mary' s (CA)	75 65	103	A	Saint Loui s	62 60		
				50	A	Gonzaga	67 77	75	H	Saint Mary' s (CA)	69 57	125	A	BYU	52 62		
								93	H	Mi ami (OH)	84 71	125	H	BYU	55 67		
												151	A	San Franci sco	60 78		
												173	H	Paci fi c	75 60		
												191	A	SMU	60 63		
												200	H	Eastern Mi ch.	73 64		
												202	H	CSUN	68 75		
												204	H	UC Santa Barbara	67 61		
												205	A	San Di ego	67 53		
												205	H	San Di ego	54 60		
												227	A	Pepperdi ne	74 85		
												227	H	Pepperdi ne	75 60		
												232	A	UC Ri versi de	67 59		
												276	A	Santa Clara	65 51		
												279	H	Ari zona	84 70		
												308	A	Portl and	63 60		
												308	H	Portl and	76 55		
												326	A	Long Beach St.	84 69		
LAST 12 Division I GAMES:																	
				227	A	Pepperdi ne	74 85	308	A	Portl and	63 60						
				75	A	Saint Mary' s (CA)	75 65	125	H	BYU	55 67						
				308	H	Portl and	76 55	205	H	San Di ego	54 60						
				125	A	BYU	52 62	151	A	San Franci sco	60 78						
				205	A	San Di ego	67 53	50	A	Gonzaga	67 77						
				227	H	Pepperdi ne	75 60	276	A	Santa Clara	65 51						

Non-Div I Games: Cal St. Dom. Hills 84 52

Loyola Marymount

Average RPI Win:	244	WON-LOST	WINNING	LAST 10	STRENGTH OF	OPP. STRENGTH	TEAM	ADJ.	CONF.	ADJ CONF.
Average RPI Loss:	129	RECORD	PCT. RANK	GAMES	SCHEDULE	OF SCHEDULE	RPI	RPI	RPI	RPI
DIV. I ONLY	14- 7	77	7- 3	322	127	150	150	19	19	
DIV. I NON-CONF.	6- 3	87	0- 0	312	166	174	174	13	13	

TOTALS	RPI 1-25	RPI 26-50	W-L RECORDS	RPI 51-100	RPI 101-999	RPI 201+				
14- 7	0- 1	1- 1	OVERALL	0- 1	13- 4	10- 1				
9- 1	0- 0	1- 0	HOME	0- 1	8- 0	6- 0				
5- 6	0- 1	0- 1	AWAY	0- 0	5- 4	4- 1				
0- 0	0- 0	0- 0	NEUTRAL	0- 0	0- 0	0- 0				
6- 3	0- 1	0- 0	NON-CONFERENCE	0- 1	6- 1	6- 0				
4- 1	0- 0	0- 0	HOME	0- 1	4- 0	4- 0				
2- 2	0- 1	0- 0	AWAY	0- 0	2- 1	2- 0				
0- 0	0- 0	0- 0	NEUTRAL	0- 0	0- 0	0- 0				
8- 4	0- 0	1- 1	CONFERENCE	0- 0	7- 3	4- 1				
5- 0	0- 0	1- 0	HOME	0- 0	4- 0	2- 0				
3- 4	0- 0	0- 1	AWAY	0- 0	3- 3	2- 1				
0- 0	0- 0	0- 0	NEUTRAL	0- 0	0- 0	0- 0				

RPI 1-25				RPI 26-50				RPI 51-100				RPI 101+				Team's RPI: 150
RPI	S	Opponent	Score	RPI	S	Opponent	Score	RPI	S	Opponent	Score	RPI	S	Opponent	Score	
10	A	Oregon	87 114	31	A	Northern Colo.	69 71	89	H	Utah	58 85	138	A	Portland St.	64 77	
				31	H	Northern Colo.	82 73					144	A	Idaho St.	76 70	
												144	H	Idaho St.	84 73	
												148	A	Fresno St.	78 81	
												170	A	North Dakota	67 80	
												170	H	North Dakota	80 69	
												202	A	CSUN	64 61	
												227	H	Pepperdine	71 61	
												268	A	Sacramento St.	78 56	
												308	A	Portland	91 70	
												310	H	Air Force	62 52	
												314	H	Incarnate Word	79 55	
												320	A	Northern Ariz.	75 76	
												320	H	Northern Ariz.	77 63	
												323	A	Southern Utah	77 64	
												323	H	Southern Utah	65 50	
												327	H	Utah Valley	75 57	

LAST 12 Division I GAMES:																
				31	A	Northern Colo.	69 71	268	A	Sacramento St.	78 56					
				170	A	North Dakota	67 80	170	H	North Dakota	80 69					
				320	H	Northern Ariz.	77 63	31	H	Northern Colo.	82 73					
				323	H	Southern Utah	65 50	323	A	Southern Utah	77 64					
				144	H	Idaho St.	84 73	320	A	Northern Ariz.	75 76					
				138	A	Portland St.	64 77	144	A	Idaho St.	76 70					

Non-Div I Games: Westminster (UT) 64 58 Antelope Valley 80 70

Weber St.

Average RPI Win:	216	WON-LOST	WINNING	LAST 10	STRENGTH OF	OPP. STRENGTH	TEAM	ADJ.	CONF.	ADJ CONF.
Average RPI Loss:	104	RECORD	PCT. RANK	GAMES	SCHEDULE	OF SCHEDULE	RPI	RPI	RPI	RPI
DIV. I ONLY	13- 12	169	6- 4	130	117	151	151	13	13	
DIV. I NON-CONF.	5- 6	187	0- 0	75	87	128	128	11	11	

TOTALS	RPI 1-25	RPI 26-50	W-L RECORDS	RPI 51-100	RPI 101-999	RPI 201+				
13- 12	0- 1	0- 3	OVERALL	0- 3	13- 5	7- 2				
8- 5	0- 1	0- 1	HOME	0- 2	8- 1	4- 1				
4- 7	0- 0	0- 2	AWAY	0- 1	4- 4	3- 1				
1- 0	0- 0	0- 0	NEUTRAL	0- 0	1- 0	0- 0				
5- 6	0- 1	0- 1	NON-CONFERENCE	0- 2	5- 2	2- 0				
3- 2	0- 1	0- 0	HOME	0- 1	3- 0	1- 0				
1- 4	0- 0	0- 1	AWAY	0- 1	1- 2	1- 0				
1- 0	0- 0	0- 0	NEUTRAL	0- 0	1- 0	0- 0				
8- 6	0- 0	0- 2	CONFERENCE	0- 1	8- 3	5- 2				
5- 3	0- 0	0- 1	HOME	0- 1	5- 1	3- 1				
3- 3	0- 0	0- 1	AWAY	0- 0	3- 2	2- 1				
0- 0	0- 0	0- 0	NEUTRAL	0- 0	0- 0	0- 0				

RPI 1-25				RPI 26-50				RPI 51-100				RPI 101+ Team's RPI: 151			
RPI	S	Opponent	Score	RPI	S	Opponent	Score	RPI	S	Opponent	Score	RPI	S	Opponent	Score
13	H	Stanford	66 86	31	A	Northern Colo.	60 73	56	A	UC Davis	55 72	125	A	BYU	66 70
				50	A	Gonzaga	47 74	75	H	Saint Mary's (CA)	59 73	125	H	BYU	76 73
				50	H	Gonzaga	57 81	85	H	Washington St.	70 74	136	N	Robert Morris	57 45
												148	H	Fresno St.	70 62
												149	H	Loyola Marymount	78 60
												154	A	Cal Poly	83 88
												154	H	Cal Poly	83 71
												173	A	Paci fic	81 71
												178	A	UT Arlington	54 56
												205	H	San Diego	54 60
												227	A	Pepperdi ne	92 95
												227	H	Pepperdi ne	68 67
												254	A	San Jose St.	87 81
												268	H	Sacramento St.	90 76
												276	A	Santa Clara	58 54
												276	H	Santa Clara	64 47
												308	A	Portland	76 63
												308	H	Portland	84 75

LAST 12 Division I GAMES:															
				125	H	BYU	76 73	227	A	Pepperdi ne	92 95				
				308	A	Portland	76 63	276	A	Santa Clara	58 54				
				276	H	Santa Clara	64 47	50	A	Gonzaga	47 74				
				75	H	Saint Mary's (CA)	59 73	149	H	Loyola Marymount	78 60				
				50	H	Gonzaga	57 81	227	H	Pepperdi ne	68 67				
				173	A	Paci fic	81 71	125	A	BYU	66 70				

Non-Div I Games:

San Francisco

Average RPI Win: 243	WON-LOST RECORD	WINNING PCT. RANK	LAST 10 GAMES	STRENGTH OF SCHEDULE	OPP. STRENGTH OF SCHEDULE	TEAM RPI	ADJ. RPI	CONF. RPI	ADJ CONF. RPI
Average RPI Loss: 143									
DIV. I ONLY	16- 8	77	7- 3	285	239	152	152	20	20
DIV. I NON-CONF.	8- 4	87	0- 0	309	264	162	162	24	24

TOTALS	RPI 1-25	RPI 26-50	W-L RECORDS	RPI 51-100	RPI 101-999	RPI 201+			
16- 8	0- 0	0- 0	OVERALL	2- 2	14- 6	11- 1			
5- 4	0- 0	0- 0	HOME	1- 1	4- 3	2- 1			
10- 3	0- 0	0- 0	AWAY	1- 1	9- 2	8- 0			
1- 1	0- 0	0- 0	NEUTRAL	0- 0	1- 1	1- 0			
8- 4	0- 0	0- 0	NON-CONFERENCE	1- 0	7- 4	6- 0			
3- 1	0- 0	0- 0	HOME	1- 0	2- 1	1- 0			
4- 2	0- 0	0- 0	AWAY	0- 0	4- 2	4- 0			
1- 1	0- 0	0- 0	NEUTRAL	0- 0	1- 1	1- 0			
8- 4	0- 0	0- 0	CONFERENCE	1- 2	7- 2	5- 1			
2- 3	0- 0	0- 0	HOME	0- 1	2- 2	1- 1			
6- 1	0- 0	0- 0	AWAY	1- 1	5- 0	4- 0			
0- 0	0- 0	0- 0	NEUTRAL	0- 0	0- 0	0- 0			

RPI 1-25				RPI 26-50				RPI 51-100				RPI 101+ Team's RPI: 152			
RPI	S	Opponent	Score	RPI	S	Opponent	Score	RPI	S	Opponent	Score	RPI	S	Opponent	Score
								70	A	Maine	66 62	114	H	Dartmouth	80 64
								70	H	Maine	38 61	119	H	Yale	69 73
								78	H	Penn	77 72	130	A	Bucknell	59 64
								83	A	Albany (NY)	46 63	161	H	Hartford	64 59
												171	N	Tulsa	55 60
												179	A	Army West Point	61 73
												180	A	New Hampshire	54 52
												180	H	New Hampshire	61 63
												213	A	Stony Brook	69 64
												213	H	Stony Brook	59 67
												267	A	Cornell	66 58
												269	A	Rider	76 54
												274	A	Vermont	62 48
												293	A	Bryant	55 47
												300	N	UMES	68 51
												323	A	Southern Utah	72 66
												328	A	UMBC	68 53
												328	H	UMBC	81 51
												346	H	NJIT	67 36
												347	A	UMass Lowell	76 46

								LAST 12 Division I GAMES:							
								328	A	UMBC	68 53	347	A	UMass Lowell	76 46
								213	A	Stony Brook	69 64	213	H	Stony Brook	59 67
								70	H	Maine	38 61	83	A	Albany (NY)	46 63
								274	A	Vermont	62 48	161	H	Hartford	64 59
								180	A	New Hampshire	54 52	180	H	New Hampshire	61 63
								328	H	UMBC	81 51	70	A	Maine	66 62

Non-Div I Games: SUNY Cortland 90 36

Binghamton

Average RPI Win: 257

Average RPI Loss: 144

WON-LOST
RECORDWINNING
PCT. RANKLAST 10
GAMESSTRENGTH OF
SCHEDULEOPP. STRENGTH
OF SCHEDULETEAM
RPIADJ.
RPICONF.
RPIADJ CONF.
RPIDIV. I ONLY
DIV. I NON-CONF.16- 8
7- 477
1027- 3
0- 0300
273240
246153
145153
14523
2323
23

TOTALS

RPI 1-25

RPI 26-50

W-L RECORDS

RPI 51-100

RPI 101-999

RPI 201+

16- 8
8- 2
8- 5
0- 10- 0
0- 0
0- 0
0- 00- 0
0- 0
0- 0
0- 0OVERALL
HOME
AWAY
NEUTRAL0- 2
0- 1
0- 0
0- 016- 6
8- 1
8- 0
0- 112- 1
5- 0
7- 0
0- 07- 4
3- 1
4- 2
0- 10- 0
0- 0
0- 0
0- 00- 0
0- 0
0- 0
0- 0NON-CONFERENCE
HOME
AWAY
NEUTRAL0- 2
0- 1
0- 1
0- 07- 2
3- 0
4- 1
0- 16- 0
2- 0
4- 0
0- 09- 4
5- 1
4- 3
0- 00- 0
0- 0
0- 0
0- 00- 0
0- 0
0- 0
0- 0CONFERENCE
HOME
AWAY
NEUTRAL0- 0
0- 0
0- 0
0- 09- 4
5- 1
4- 3
0- 06- 1
3- 0
3- 1
0- 0

RPI 1-25

RPI 26-50

RPI 51-100

RPI 101+

Team's RPI: 153

RPI S Opponent Score

RPI S Opponent Score

RPI S Opponent Score

RPI S Opponent Score

60 A TCU 58 82
63 H Houston 67 72

115	A	Little Rock	48	63
124	H	South Ala.	78	63
129	N	Bethune-Cookman	56	62
148	H	Fresno St.	76	59
160	H	Louisiana	58	65
168	H	Troy	83	75
175	A	Stetson	54	61
178	A	UT Arlington	59	61
187	A	Arkansas St.	67	55
228	A	Texas Tech	87	70
244	A	Texas Southern	70	56
271	H	Prairie View	84	57
272	A	Appalachian St.	69	54
272	H	Appalachian St.	92	50
275	A	Coastal Caro.	64	65
275	H	Coastal Caro.	78	69
295	H	UTSA	91	38
314	A	Incarnate Word	74	33
319	A	Georgia St.	83	63
325	A	Ga. Southern	81	56
331	A	Sam Houston St.	73	41
337	H	La. -Monroe	86	52

LAST 12 Division I GAMES:

178	A	UT Arlington	59	61	337	H	La. -Monroe	86	52
272	H	Appalachian St.	92	50	115	A	Little Rock	48	63
275	H	Coastal Caro.	78	69	187	A	Arkansas St.	67	55
319	A	Georgia St.	83	63	168	H	Troy	83	75
325	A	Ga. Southern	81	56	124	H	South Ala.	78	63
160	H	Louisiana	58	65	275	A	Coastal Caro.	64	65

T
e
x
a
s
S
t
.T
e
x
a
s
S
t
.

Non-Div I Games:

Texas St.

■ Loss,
 ■ Non-Conf, S Site,
 ■ Home
 ■ Away
 N Neutral

C
a
l
P
o
l
y

Cal Poly		Through Games Of Feb. 10, 2018									
Average RPI	Win: 254	WON-LOST	WINNING	LAST 10	STRENGTH OF	OPP. STRENGTH	TEAM	ADJ.	CONF.	ADJ CONF.	
Average RPI	Loss: 137	RECORD	PCT. RANK	GAMES	SCHEDULE	OF SCHEDULE	RPI	RPI	RPI	RPI	
DIV. I ONLY	13- 9	121	7- 3	230	260	154	154	21	21		
DIV. I NON-CONF.	5- 6	187	1- 0	186	324	184	184	20	20		

TOTALS	RPI 1-25	RPI 26-50	W-L RECORDS	RPI 51-100	RPI 101-999	RPI 201+					
13- 9	0- 0	0- 1	OVERALL	0- 3	13- 5	11- 2					
8- 2	0- 0	0- 0	HOME	0- 1	8- 1	6- 0					
5- 7	0- 0	0- 1	AWAY	0- 2	5- 4	5- 2					
0- 0	0- 0	0- 0	NEUTRAL	0- 0	0- 0	0- 0					
5- 6	0- 0	0- 1	NON-CONFERENCE	0- 1	5- 4	4- 1					
3- 1	0- 0	0- 0	HOME	0- 0	3- 1	2- 0					
2- 5	0- 0	0- 1	AWAY	0- 1	2- 3	2- 1					
0- 0	0- 0	0- 0	NEUTRAL	0- 0	0- 0	0- 0					
8- 3	0- 0	0- 0	CONFERENCE	0- 2	8- 1	7- 1					
5- 1	0- 0	0- 0	HOME	0- 1	5- 0	4- 0					
3- 2	0- 0	0- 0	AWAY	0- 1	3- 1	3- 1					
0- 0	0- 0	0- 0	NEUTRAL	0- 0	0- 0	0- 0					

C
a
l
P
o
l
y

RPI 1-25				RPI 26-50				RPI 51-100				RPI 101+ Team's RPI: 154			
RPI	S	Opponent	Score	RPI	S	Opponent	Score	RPI	S	Opponent	Score	RPI	S	Opponent	Score
				47	A	Minnesota	68 112	56	A	UC Davis	77 85	136	H	Robert Morris	50 66
								56	H	UC Davis	76 80	151	A	San Francisco	71 83
								75	A	Saint Mary's (CA)	64 82	151	H	San Francisco	88 83
												174	H	UC Irvine	79 76
												182	A	Eastern Wash.	72 75
												202	H	CSUN	84 71
												204	A	UC Santa Barbara	68 73
												224	H	CSU Bakersfield	59 57
												232	A	UC Riverside	87 82
												232	H	UC Riverside	91 73
												253	H	Hawaii	52 50
												263	H	Grand Canyon	75 69
												281	A	North Dakota St.	73 69
												313	A	Cal St. Fullerton	72 63
												320	A	Northern Ariz.	89 73
												326	A	Long Beach St.	75 64
												326	H	Long Beach St.	70 61
												327	A	Utah Valley	70 89

LAST 12 Division I GAMES:															
				326	H	Long Beach St.	70 61	56	H	UC Davis	76 80				
				56	A	UC Davis	77 85	174	H	UC Irvine	79 76				
				232	H	UC Riverside	91 73	202	H	CSUN	84 71				
				253	H	Hawaii	52 50	204	A	UC Santa Barbara	68 73				
				313	A	Cal St. Fullerton	72 63	232	A	UC Riverside	87 82				
				326	A	Long Beach St.	75 64	224	H	CSU Bakersfield	59 57				

Non-Div I Games: Cal St. Monterey Bay77 44

Cal Poly

Average RPI Win: 266

Average RPI Loss: 153

WON-LOST
RECORDWINNING
PCT. RANKLAST 10
GAMESSTRENGTH OF
SCHEDULEOPP. STRENGTH
OF SCHEDULETEAM
RPIADJ.
RPICONF.
RPIADJ CONF.
RPIDIV. I ONLY
DIV. I NON-CONF.15- 7
6- 468
1228- 2
0- 0310
313284
151155
182155
18227
2827
28

TOTALS

RPI 1-25

RPI 26-50

W-L RECORDS

RPI 51-100

RPI 101-999

RPI 201+

15- 7

0- 0

0- 0

OVERALL

0- 3

15- 4

14- 3

8- 1

0- 0

0- 0

HOME

0- 0

8- 1

7- 1

5- 5

0- 0

0- 0

AWAY

0- 0

5- 2

5- 2

2- 1

0- 0

0- 0

NEUTRAL

0- 1

2- 0

2- 0

6- 4

0- 0

0- 0

NON-CONFERENCE

0- 2

6- 2

6- 1

3- 0

0- 0

0- 0

HOME

0- 0

3- 0

3- 0

1- 3

0- 0

0- 0

AWAY

0- 1

1- 2

1- 1

2- 1

0- 0

0- 0

NEUTRAL

0- 1

2- 0

2- 0

9- 3

0- 0

0- 0

CONFERENCE

0- 1

9- 2

8- 2

5- 1

0- 0

0- 0

HOME

0- 0

5- 1

4- 1

4- 2

0- 0

0- 0

AWAY

0- 1

4- 1

4- 1

0- 0

0- 0

0- 0

NEUTRAL

0- 0

0- 0

0- 0

RPI 1-25

RPI 26-50

RPI 51-100

RPI 101+

Team's RPI: 155

RPI S Opponent Score

RPI S Opponent Score

RPI S Opponent Score

RPI S Opponent Score

52 N West Virginia 55 75
 53 A Virginia Tech 42 68
 87 A Liberty 56 61

102 A North Carolina 46 79
 156 H High Point 50 47
 215 N Abilene Christian 71 65
 220 A Gardner-Webb 53 69
 220 H Gardner-Webb 66 46
 221 H UNCG 56 53
 247 A UNC Asheville 64 48
 247 H UNC Asheville 56 67
 249 A Campbell 51 50
 259 N Towson 69 66
 270 H Presbyterian 93 55
 272 H Appalachian St. 61 40
 284 H VCU 79 62
 298 A Tennessee Tech 60 41
 306 A Charleston So. 61 56
 306 H Charleston So. 74 57
 312 A Western Caro. 27 39
 341 H Winthrop 78 52
 349 A Longwood 52 33

LAST 12 Division I GAMES:

306 H Charleston So. 74 57
 247 A UNC Asheville 64 48
 220 H Gardner-Webb 66 46
 249 A Campbell 51 50
 87 A Liberty 56 61
 156 H High Point 50 47
 270 H Presbyterian 93 55
 349 A Longwood 52 33
 306 A Charleston So. 61 56
 247 H UNC Asheville 56 67
 220 A Gardner-Webb 53 69
 341 H Winthrop 78 52

Radford

Radford

Non-Div I Games:

UVa-Wise

75 43

Radford

Loss, Non-Conf, S Site, H Home A Away N Neutral

Average RPI Win:	270	WON-LOST	WINNING	LAST 10	STRENGTH OF	OPP. STRENGTH	TEAM	ADJ.	CONF.	ADJ CONF.
Average RPI Loss:	109	RECORD	PCT. RANK	GAMES	SCHEDULE	OF SCHEDULE	RPI	RPI	RPI	RPI
DIV. I ONLY	12- 8	114	7- 3	234	267	156	156	27	27	
DIV. I NON-CONF.	4- 5	202	1- 0	108	78	124	124	28	28	

TOTALS	RPI 1-25	RPI 26-50	W-L RECORDS	RPI 51-100	RPI 101-999	RPI 201+				
12- 8	0- 1	0- 0	OVERALL	0- 4	12- 3	10- 1				
4- 4	0- 0	0- 0	HOME	0- 2	4- 2	4- 1				
8- 4	0- 0	0- 0	AWAY	0- 1	8- 1	6- 0				
0- 0	0- 0	0- 0	NEUTRAL	0- 0	0- 0	0- 0				
4- 5	0- 1	0- 0	NON-CONFERENCE	0- 3	4- 1	2- 0				
1- 2	0- 0	0- 0	HOME	0- 1	1- 1	1- 0				
3- 3	0- 1	0- 0	AWAY	0- 2	3- 0	1- 0				
0- 0	0- 0	0- 0	NEUTRAL	0- 0	0- 0	0- 0				
8- 3	0- 0	0- 0	CONFERENCE	0- 1	8- 2	8- 1				
3- 2	0- 0	0- 0	HOME	0- 1	3- 1	3- 1				
5- 1	0- 0	0- 0	AWAY	0- 0	5- 1	5- 0				
0- 0	0- 0	0- 0	NEUTRAL	0- 0	0- 0	0- 0				

RPI 1-25				RPI 26-50				RPI 51-100				RPI 101+				Team's RPI: 156
RPI	S	Opponent	Score	RPI	S	Opponent	Score	RPI	S	Opponent	Score	RPI	S	Opponent	Score	
14	A	Duke	50 77					53	A	Virginia Tech	63 86	155	A	Radford	47 50	
								76	A	Ohio	61 64	159	H	Davidsen	74 82	
								81	H	UAB	61 77	175	A	Stetson	69 64	
								87	H	Liberty	42 65	199	A	Norfolk St.	59 56	
												220	H	Gardner-Webb	83 80	
												221	A	UNCG	81 72	
												247	A	UNC Asheville	58 45	
												249	A	Campbell	62 53	
												249	H	Campbell	44 51	
												270	H	Presbyterian	81 55	
												306	A	Charleston So.	75 74	
												312	H	Western Caro.	75 69	
												341	A	Winthrop	79 58	
												349	A	Longwood	75 39	
												349	H	Longwood	62 41	

LAST 12 Division I GAMES:																
349	A	Longwood	75 39	249	A	Campbell	62 53									
249	H	Campbell	44 51	341	A	Winthrop	79 58									
87	H	Liberty	42 65	270	H	Presbyterian	81 55									
306	A	Charleston So.	75 74	247	A	UNC Asheville	58 45									
155	A	Radford	47 50	220	H	Gardner-Webb	83 80									
349	H	Longwood	62 41	221	A	UNCG	81 72									

Non-Div I Games: N.C. Wesleyan 111 54 Barton 82 69

High Point

Average RPI Win:	221	WON-LOST	WINNING	LAST 10	STRENGTH OF	OPP. STRENGTH	TEAM	ADJ.	CONF.	ADJ CONF.
Average RPI Loss:	148	RECORD	PCT. RANK	GAMES	SCHEDULE	OF SCHEDULE	RPI	RPI	RPI	RPI

DIV. I ONLY	15- 9	101	5- 5	227	197	157	157	18	18
DIV. I NON-CONF.	8- 4	87	0- 0	297	156	178	178	19	19

TOTALS	RPI 1-25	RPI 26-50	W-L RECORDS	RPI 51-100	RPI 101-999	RPI 201+			
15- 9	0- 1	0- 0	OVERALL	2- 3	13- 5	9- 3			
10- 3	0- 0	0- 0	HOME	1- 2	9- 1	8- 0			
4- 5	0- 1	0- 0	AWAY	0- 1	4- 3	1- 2			
1- 1	0- 0	0- 0	NEUTRAL	1- 0	0- 1	0- 1			
8- 4	0- 1	0- 0	NON-CONFERENCE	1- 1	7- 2	5- 1			
6- 1	0- 0	0- 0	HOME	0- 0	6- 1	5- 0			
1- 2	0- 1	0- 0	AWAY	0- 1	1- 0	0- 0			
1- 1	0- 0	0- 0	NEUTRAL	1- 0	0- 1	0- 1			
7- 5	0- 0	0- 0	CONFERENCE	1- 2	6- 3	4- 2			
4- 2	0- 0	0- 0	HOME	1- 2	3- 0	3- 0			
3- 3	0- 0	0- 0	AWAY	0- 0	3- 3	1- 2			
0- 0	0- 0	0- 0	NEUTRAL	0- 0	0- 0	0- 0			

RPI 1-25				RPI 26-50				RPI 51-100				RPI 101+ Team's RPI: 157			
RPI	S	Opponent	Score	RPI	S	Opponent	Score	RPI	S	Opponent	Score	RPI	S	Opponent	Score
9	A	Texas	54 88					51	H	Western Ky.	64 74	113	A	Middle Tenn.	66 49
								79	N	Penn St.	71 59	115	A	Little Rock	58 49
								81	H	UAB	61 66	135	A	UTEP	65 62
								91	A	Auburn	59 75	140	H	Clemson	47 55
								96	H	Rice	75 55	191	H	Memphis	65 40
												195	A	Southern Miss.	50 65
												214	A	Fla. Atlantic	72 86
												222	H	North Texas	61 53
												231	H	Grambling	64 53
												246	N	Niagara	67 73
												260	H	McNeese	78 62
												283	H	Old Dominion	59 45
												295	H	UTSA	63 55
												301	H	Alcorn	87 50
												302	A	FIU	54 57
												322	H	Houston Baptist	85 62
												334	A	Marshall	74 65
												337	H	La.-Monroe	71 49

LAST 12 Division I GAMES:															
135	A	UTEP	65 62	214	A	Fla. Atlantic	72 86								
96	H	Rice	75 55	302	A	FIU	54 57								
81	H	UAB	61 66	334	A	Marshall	74 65								
113	A	Middle Tenn.	66 49	195	A	Southern Miss.	50 65								
51	H	Western Ky.	64 74	295	H	UTSA	63 55								
283	H	Old Dominion	59 45	222	H	North Texas	61 53								

Non-Div I Games: LSU-Alexandria 87 47

Louisiana Tech

Average RPI	Win:	190	WON-LOST	WINNING	LAST 10	STRENGTH OF	OPP. STRENGTH	TEAM	ADJ.	CONF.	ADJ CONF.
Average RPI	Loss:	88	RECORD	PCT. RANK	GAMES	SCHEDULE	OF SCHEDULE	RPI	RPI	RPI	RPI
DIV. I ONLY		10- 16		245	5- 5	61	88	158	158	8	8
DIV. I NON-CONF.		5- 9		238	0- 0	81	130	199	199	7	7

TOTALS	RPI 1-25		RPI 26-50		W-L RECORDS	RPI 51-100		RPI 101-999		RPI 201+	
10- 16	0- 2		1- 4		OVERALL	0- 4		9- 6		3- 2	
7- 5	0- 0		1- 0		HOME	0- 2		6- 3		3- 0	
2- 10	0- 2		0- 4		AWAY	0- 2		2- 2		0- 1	
1- 1	0- 0		0- 0		NEUTRAL	0- 0		1- 1		0- 1	
5- 9	0- 1		0- 3		NON-CONFERENCE	0- 2		5- 3		3- 1	
4- 2	0- 0		0- 0		HOME	0- 1		4- 1		3- 0	
0- 6	0- 1		0- 3		AWAY	0- 1		0- 1		0- 0	
1- 1	0- 0		0- 0		NEUTRAL	0- 0		1- 1		0- 1	
5- 7	0- 1		1- 1		CONFERENCE	0- 2		4- 3		0- 1	
3- 3	0- 0		1- 0		HOME	0- 1		2- 2		0- 0	
2- 4	0- 1		0- 1		AWAY	0- 1		2- 1		0- 1	
0- 0	0- 0		0- 0		NEUTRAL	0- 0		0- 0		0- 0	

RPI	S	Opponent	Score	RPI	S	Opponent	Score	RPI	S	Opponent	Score	RPI	S	Opponent	Score	Team's RPI: 158
2	A	UConn	43 124	29	H	South Fla.	64 56	63	A	Houston	55 73	105	A	Tulane	64 56	
8	A	Tennessee	56 68	38	A	Creighton	61 66	63	H	Houston	62 73	107	H	Western Ill.	65 78	
				39	A	South Dakota St.	64 96	74	H	South Dakota	48 62	112	A	Missouri St.	71 94	
				42	A	UCF	53 59	86	A	New Mexico	62 76	112	H	Missouri St.	72 58	
				45	A	Oklahoma St.	67 91					133	H	Cincinnati	69 75	
												171	H	Tulsa	62 67	
												174	N	UC Irvine	76 53	
												191	A	Memphis	77 64	
												191	H	SMU	66 43	
												191	H	Memphis	69 61	
												209	A	East Carolina	67 77	
												211	N	Illinois	67 68	
												266	H	UMKC	72 63	
												301	H	Alcorn	87 46	
												339	H	Chicago St.	66 63	

LAST 12 Division I GAMES:																
2	A	UConn	43 124	191	H	SMU	66 43									
133	H	Cincinnati	69 75	105	A	Tulane	64 56									
63	H	Houston	62 73	191	H	Memphis	69 61									
209	A	East Carolina	67 77	42	A	UCF	53 59									
191	A	Memphis	77 64	63	A	Houston	55 73									
29	H	South Fla.	64 56	171	H	Tulsa	62 67									

Non-Div I Games:

Wichita St.

Average RPI	Win: 257	WON-LOST	WINNING	LAST 10	STRENGTH OF	OPP. STRENGTH	TEAM	ADJ.	CONF.	ADJ CONF.
Average RPI	Loss: 87	RECORD	PCT. RANK	GAMES	SCHEDULE	OF SCHEDULE	RPI	RPI	RPI	RPI
DIV. I ONLY	10- 15	229	5- 5	81	164	159	159	12	12	
DIV. I NON-CONF.	5- 8	220	0- 0	65	185	138	138	10	10	

TOTALS	RPI 1-25	RPI 26-50	W-L RECORDS	RPI 51-100	RPI 101-999	RPI 201+				
10- 15	0- 1	0- 3	OVERALL	0- 6	10- 5	7- 1				
4- 7	0- 0	0- 2	HOME	0- 4	4- 1	3- 1				
6- 8	0- 1	0- 1	AWAY	0- 2	6- 4	4- 0				
0- 0	0- 0	0- 0	NEUTRAL	0- 0	0- 0	0- 0				
5- 8	0- 1	0- 2	NON-CONFERENCE	0- 2	5- 3	3- 1				
2- 3	0- 0	0- 1	HOME	0- 1	2- 1	1- 1				
3- 5	0- 1	0- 1	AWAY	0- 1	3- 2	2- 0				
0- 0	0- 0	0- 0	NEUTRAL	0- 0	0- 0	0- 0				
5- 7	0- 0	0- 1	CONFERENCE	0- 4	5- 2	4- 0				
2- 4	0- 0	0- 1	HOME	0- 3	2- 0	2- 0				
3- 3	0- 0	0- 0	AWAY	0- 1	3- 2	2- 0				
0- 0	0- 0	0- 0	NEUTRAL	0- 0	0- 0	0- 0				

RPI 1-25				RPI 26-50				RPI 51-100				RPI 101+				Team's RPI: 159
RPI	S	Opponent	Score	RPI	S	Opponent	Score	RPI	S	Opponent	Score	RPI	S	Opponent	Score	
22	A	NC State	49 73	34	H	Princeton	57 63	54	A	Mercer	54 69	103	A	Saint Louis	72 88	
				42	A	UCF	54 62	57	H	Elon	58 75	108	A	George Mason	61 74	
				46	H	Dayton	68 85	67	H	Duquesne	54 79	139	A	William & Mary	55 73	
								69	A	Fordham	58 66	156	A	High Point	82 74	
								69	H	Fordham	45 58	186	H	Charlotte	68 66	
								92	H	George Washington	48 53	188	A	Furman	62 65	
												201	A	Richmond	68 65	
												220	H	Gardner-Webb	65 70	
												242	A	St. Bonaventure	75 68	
												247	H	UNC Asheville	58 50	
												272	A	Appalachian St.	59 57	
												286	H	Massachusetts	87 81	
												312	A	Western Caro.	70 57	
												333	A	Rhode Island	79 67	
												333	H	Rhode Island	77 67	

LAST 12 Division I GAMES:																
69	H	Fordham	45 58	92	H	George Washington	48 53									
103	A	Saint Louis	72 88	201	A	Richmond	68 65									
333	A	Rhode Island	79 67	69	A	Fordham	58 66									
46	H	Dayton	68 85	333	H	Rhode Island	77 67									
286	H	Massachusetts	87 81	67	H	Duquesne	54 79									
242	A	St. Bonaventure	75 68	108	A	George Mason	61 74									

Non-Div I Games:

Davidson

Average RPI Win: 272	WON-LOST RECORD	WINNING PCT. RANK	LAST 10 GAMES	STRENGTH OF SCHEDULE	OPP. STRENGTH OF SCHEDULE	TEAM RPI	ADJ. RPI	CONF. RPI	ADJ CONF. RPI
Average RPI Loss: 92									
DIV. I ONLY	13- 10	138	7- 3	220	190	160	160	23	23
DIV. I NON-CONF.	5- 6	187	0- 0	100	92	143	143	23	23

TOTALS	RPI 1-25	RPI 26-50	W-L RECORDS	RPI 51-100	RPI 101-999	RPI 201+			
13- 10	0- 2	0- 1	OVERALL	0- 2	13- 5	11- 0			
6- 3	0- 0	0- 0	HOME	0- 1	6- 2	6- 0			
6- 5	0- 1	0- 0	AWAY	0- 1	6- 1	4- 0			
1- 2	0- 1	0- 0	NEUTRAL	0- 0	1- 1	1- 0			
5- 6	0- 2	0- 1	NON-CONFERENCE	0- 2	5- 1	5- 0			
3- 1	0- 0	0- 0	HOME	0- 1	3- 0	3- 0			
1- 3	0- 1	0- 1	AWAY	0- 1	1- 0	1- 0			
1- 2	0- 1	0- 0	NEUTRAL	0- 0	1- 1	1- 0			
8- 4	0- 0	0- 0	CONFERENCE	0- 0	8- 4	6- 0			
3- 2	0- 0	0- 0	HOME	0- 0	3- 2	3- 0			
5- 2	0- 0	0- 0	AWAY	0- 0	5- 2	3- 0			
0- 0	0- 0	0- 0	NEUTRAL	0- 0	0- 0	0- 0			

RPI 1-25				RPI 26-50				RPI 51-100				RPI 101+ Team's RPI: 160			
RPI	S	Opponent	Score	RPI	S	Opponent	Score	RPI	S	Opponent	Score	RPI	S	Opponent	Score
3	N	Mississippi St.	37 94	27	A	LSU	45 60	65	A	Toledo	55 79	115	A	Little Rock	43 78
17	A	Texas A&M	62 83					91	H	Auburn	60 70	124	H	South Ala.	57 72
												127	N	Cleveland St.	45 54
												153	A	Texas St.	65 58
												168	H	Troy	55 62
												178	A	UT Arlington	61 63
												187	A	Arkansas St.	77 75
												226	H	New Orleans	66 57
												246	N	Niagara	68 52
												260	H	McNeese	98 86
												272	H	Appalachian St.	61 45
												275	H	Coastal Caro.	59 55
												294	A	Southeastern La.	68 56
												301	H	Alcorn	67 47
												319	A	Georgia St.	75 60
												325	A	Ga. Southern	58 48
												337	A	La.-Monroe	76 48
												337	H	La.-Monroe	63 55

LAST 12 Division I GAMES:															
325	A	Ga. Southern	58 48	178	A	UT Arlington	61 63								
319	A	Georgia St.	75 60	337	H	La.-Monroe	63 55								
337	A	La.-Monroe	76 48	275	H	Coastal Caro.	59 55								
168	H	Troy	55 62	272	H	Appalachian St.	61 45								
124	H	South Ala.	57 72	187	A	Arkansas St.	77 75								
153	A	Texas St.	65 58	115	A	Little Rock	43 78								

Non-Div I Games: Dillard

53 60

Louisiana

H
a
r
t
f
o
r
dH
a
r
t
f
o
r
d

Hartford

Average RPI Win:	222	WON-LOST	WINNING	LAST 10	STRENGTH OF	OPP. STRENGTH	TEAM	ADJ.	CONF.	ADJ CONF.
Average RPI Loss:	106	RECORD	PCT. RANK	GAMES	SCHEDULE	OF SCHEDULE	RPI	RPI	RPI	RPI
DIV. I ONLY	11- 13	200	4- 6	73	177	162	162	17	17	
DIV. I NON-CONF.	7- 7	170	2- 0	55	139	119	119	16	16	
<hr/>										
TOTALS	RPI 1-25	RPI 26-50	W-L RECORDS	RPI 51-100	RPI 101-999	RPI 201+				
11- 13	0- 2	1- 0	OVERALL	0- 6	10- 5	6- 1				
10- 2	0- 0	1- 0	HOME	0- 1	9- 1	6- 0				
0- 10	0- 0	0- 0	AWAY	0- 0	0- 0	0- 0				
1- 1	0- 0	0- 0	NEUTRAL	0- 0	1- 1	0- 0				
7- 7	0- 2	1- 0	NON-CONFERENCE	0- 3	6- 2	3- 0				
6- 1	0- 0	1- 0	HOME	0- 0	5- 1	3- 0				
0- 5	0- 2	0- 0	AWAY	0- 3	0- 0	0- 0				
1- 1	0- 0	0- 0	NEUTRAL	0- 0	1- 1	0- 0				
4- 6	0- 0	0- 0	CONFERENCE	0- 3	4- 3	3- 1				
4- 1	0- 0	0- 0	HOME	0- 1	4- 0	3- 0				
0- 5	0- 0	0- 0	AWAY	0- 2	0- 3	0- 1				
0- 0	0- 0	0- 0	NEUTRAL	0- 0	0- 0	0- 0				

RPI 1-25				RPI 26-50				RPI 51-100				RPI 101+ Team's RPI: 162			
RPI	S	Opponent	Score	RPI	S	Opponent	Score	RPI	S	Opponent	Score	RPI	S	Opponent	Score
6	A	Florida St.	62 87	42	H	UCF	58 51	54	A	Mercer	45 48	126	A	ETSU	48 76
19	A	Iowa	59 80					54	H	Mercer	59 73	135	N	UTEP	33 46
								72	A	Belmont	46 83	141	H	Col orado	60 71
								81	A	UAB	53 77	168	H	Troy	80 73
								94	A	Arkansas	63 84	168	N	Troy	82 76
								98	A	Chattanooga	58 68	188	A	Furman	41 45
												188	H	Furman	62 58
												195	H	Southern Mi ss.	61 56
												206	H	Hampton	66 61
												221	H	UNCG	56 48
												304	A	Wofford	46 58
												304	H	Wofford	81 77
												305	H	Alabama St.	58 39
												312	H	Western Caro.	62 54
												333	H	Rhode Island	67 37
<hr/>															
LAST 12 Division I GAMES:															
				54	A	Mercer	45 48	312	H	Western Caro.	62 54				
				188	H	Furman	62 58	54	H	Mercer	59 73				
				304	H	Wofford	81 77	304	A	Wofford	46 58				
				126	A	ETSU	48 76	188	A	Furman	41 45				
				98	A	Chattanooga	58 68	206	H	Hampton	66 61				
				221	H	UNCG	56 48	168	N	Troy	82 76				

Non-Div I Games: AUM 59 46

Samford

Average RPI Win: 228

Average RPI Loss: 153

WON-LOST
RECORDWINNING
PCT. RANKLAST 10
GAMESSTRENGTH OF
SCHEDULEOPP. STRENGTH
OF SCHEDULETEAM
RPIADJ.
RPICONF.
RPIADJ CONF.
RPI

DIV. I ONLY	12- 11	163	5- 5	172	253	163	163	15	15
DIV. I NON-CONF.	5- 5	170	0- 0	323	319	252	252	18	18
TOTALS	RPI 1-25	RPI 26-50	W-L RECORDS	RPI 51-100	RPI 101-999	RPI 201+			
12- 11	0- 1	0- 1	OVERALL	1- 3	11- 6	7- 5			
8- 2	0- 0	0- 0	HOME	1- 1	7- 1	4- 1			
4- 8	0- 0	0- 1	AWAY	0- 2	4- 5	3- 4			
0- 1	0- 1	0- 0	NEUTRAL	0- 0	0- 0	0- 0			
5- 5	0- 1	0- 1	NON-CONFERENCE	0- 0	5- 3	5- 3			
3- 1	0- 0	0- 0	HOME	0- 0	3- 1	3- 1			
2- 3	0- 0	0- 1	AWAY	0- 0	2- 2	2- 2			
0- 1	0- 1	0- 0	NEUTRAL	0- 0	0- 0	0- 0			
7- 6	0- 0	0- 0	CONFERENCE	1- 3	6- 3	2- 2			
5- 1	0- 0	0- 0	HOME	1- 1	4- 0	1- 0			
2- 5	0- 0	0- 0	AWAY	0- 2	2- 3	1- 2			
0- 0	0- 0	0- 0	NEUTRAL	0- 0	0- 0	0- 0			

RPI 1-25				RPI 26-50				RPI 51-100				RPI 101+ Team's RPI: 163			
RPI	S	Opponent	Score	RPI	S	Opponent	Score	RPI	S	Opponent	Score	RPI	S	Opponent	Score
25	N	Villanova	42 62	47	A	Minnesota	73 107	59	A	American	64 82	130	A	Bucknell I	52 59
								59	H	American	44 60	130	H	Bucknell I	66 62
								82	A	Navy	50 53	179	H	Army West Point	59 55
								82	H	Navy	66 63	198	A	Boston U.	65 56
												198	H	Boston U.	74 58
												233	H	Lafayette	70 45
												234	A	Loyola Maryland	64 67
												237	H	La Salle	61 69
												245	A	Holy Cross	49 54
												258	H	Fairfield	56 53
												262	H	Mt. St. Mary's	75 71
												267	A	Cornell	62 57
												273	A	LIU Brooklyn	69 72
												278	A	Colgate	59 51
												288	A	Sacred Heart	55 65
												299	A	Monmouth	75 57
												346	H	NJIT	64 50
LAST 12 Division I GAMES:															
59	H	American	44 60	278	A	Colgate	59 51	59	A	American	64 82	130	H	Bucknell I	66 62
130	A	Bucknell I	52 59	59	A	American	64 82	130	H	Bucknell I	66 62	179	H	Army West Point	59 55
198	A	Boston U.	65 56	130	H	Bucknell I	66 62	198	H	Boston U.	74 58	198	A	Boston U.	74 58
82	A	Navy	50 53	198	H	Boston U.	74 58	245	A	Holy Cross	49 54	233	H	Lafayette	70 45
234	A	Loyola Maryland	64 67	245	A	Holy Cross	49 54	262	H	Mt. St. Mary's	75 71	234	A	Loyola Maryland	64 67
179	H	Army West Point	59 55	82	H	Navy	66 63	267	A	Cornell	62 57	237	H	La Salle	61 69

Non-Div I Games: Mansfield 77 47

Lehigh

Average RPI Win:	233	WON-LOST	WINNING	LAST 10	STRENGTH OF	OPP. STRENGTH	TEAM	ADJ.	CONF.	ADJ CONF.
Average RPI Loss:	117	RECORD	PCT. RANK	GAMES	SCHEDULE	OF SCHEDULE	RPI	RPI	RPI	RPI
DIV. I ONLY	12- 12	174	5- 5	170	170	164	164	12	12	
DIV. I NON-CONF.	5- 7	212	0- 0	151	168	168	168	10	10	

TOTALS	RPI 1-25	RPI 26-50	W-L RECORDS	RPI 51-100	RPI 101-999	RPI 201+				
12- 12	0- 1	0- 2	OVERALL	2- 3	10- 6	8- 2				
5- 5	0- 0	0- 1	HOME	0- 3	5- 1	4- 0				
7- 6	0- 1	0- 0	AWAY	2- 0	5- 5	4- 2				
0- 1	0- 0	0- 1	NEUTRAL	0- 0	0- 0	0- 0				
5- 7	0- 1	0- 1	NON-CONFERENCE	1- 2	4- 3	3- 1				
2- 2	0- 0	0- 0	HOME	0- 2	2- 0	2- 0				
3- 4	0- 1	0- 0	AWAY	1- 0	2- 3	1- 1				
0- 1	0- 0	0- 1	NEUTRAL	0- 0	0- 0	0- 0				
7- 5	0- 0	0- 1	CONFERENCE	1- 1	6- 3	5- 1				
3- 3	0- 0	0- 1	HOME	0- 1	3- 1	2- 0				
4- 2	0- 0	0- 0	AWAY	1- 0	3- 2	3- 1				
0- 0	0- 0	0- 0	NEUTRAL	0- 0	0- 0	0- 0				

RPI 1-25				RPI 26-50				RPI 51-100				RPI 101+ Team's RPI: 164			
RPI	S	Opponent	Score	RPI	S	Opponent	Score	RPI	S	Opponent	Score	RPI	S	Opponent	Score
25	A	Villanova	44 79	34	N	Princeton	54 63	55	H	Drexel	58 65	103	A	Saint Louis	73 96
				46	H	Dayton	59 65	67	A	Duquesne	69 50	108	H	George Mason	57 65
								67	H	Duquesne	42 61	130	A	Bucknell	77 53
								77	A	James Madison	73 66	165	A	Florida	51 71
								78	H	Penn	50 57	183	A	Temple	66 69
												201	H	Richmond	81 72
												237	A	La Salle	75 64
												242	A	St. Bonaventure	70 64
												246	A	Niagara	93 69
												259	A	Towson	66 90
												284	A	VCU	54 56
												284	H	VCU	79 41
												286	A	Massachusetts	84 79
												333	H	Rhode Island	64 46
												344	H	Eastern Ill.	80 62
												345	H	Saint Peter's	87 58

LAST 12 Division I GAMES:															
67	A	Duquesne	69 50	103	A	Saint Louis	73 96								
333	H	Rhode Island	64 46	286	A	Massachusetts	84 79								
108	H	George Mason	57 65	201	H	Richmond	81 72								
284	A	VCU	54 56	46	H	Dayton	59 65								
237	A	La Salle	75 64	242	A	St. Bonaventure	70 64								
67	H	Duquesne	42 61	284	H	VCU	79 41								

Non-Div I Games:

Saint Joseph's

Average RPI Win:	203	WON-LOST	WINNING	LAST 10	STRENGTH OF	OPP. STRENGTH	TEAM	ADJ.	CONF.	ADJ CONF.
Average RPI Loss:	68	RECORD	PCT. RANK	GAMES	SCHEDULE	OF SCHEDULE	RPI	RPI	RPI	RPI
DIV. I ONLY	10- 14	218	2- 8	67	52	165	165	2	2	
DIV. I NON-CONF.	8- 5	111	1- 0	225	124	189	189	2	2	

TOTALS	RPI 1-25	RPI 26-50	W-L RECORDS	RPI 51-100	RPI 101-999	RPI 201+				
10- 14	0- 6	1- 1	OVERALL	2- 3	7- 4	4- 0				
6- 9	0- 4	0- 1	HOME	1- 2	5- 2	3- 0				
2- 4	0- 2	1- 0	AWAY	1- 1	0- 1	0- 0				
2- 1	0- 0	0- 0	NEUTRAL	0- 0	2- 1	1- 0				
8- 5	0- 2	1- 0	NON-CONFERENCE	1- 1	6- 2	4- 0				
5- 4	0- 2	0- 0	HOME	1- 1	4- 1	3- 0				
1- 0	0- 0	1- 0	AWAY	0- 0	0- 0	0- 0				
2- 1	0- 0	0- 0	NEUTRAL	0- 0	2- 1	1- 0				
2- 9	0- 4	0- 1	CONFERENCE	1- 2	1- 2	0- 0				
1- 5	0- 2	0- 1	HOME	0- 1	1- 1	0- 0				
1- 4	0- 2	0- 0	AWAY	1- 1	0- 1	0- 0				
0- 0	0- 0	0- 0	NEUTRAL	0- 0	0- 0	0- 0				

RPI 1-25				RPI 26-50				RPI 51-100				RPI 101+				Team's RPI : 165	
RPI	S	Opponent	Score	RPI	S	Opponent	Score	RPI	S	Opponent	Score	RPI	S	Opponent	Score		
3	A	Mississippi St.	53 90	27	H	LSU	59 66	91	A	Auburn	55 84	104	H	Kentucky	53 56		
3	H	Mississippi St.	50 98	28	A	Oklahoma	80 61	94	A	Arkansas	65 51	118	A	Ole Miss	75 78		
5	H	Ohio St.	77 103					95	H	Jacksonville	69 59	118	H	Ole Miss	61 60		
6	H	Florida St.	54 84					98	H	Chattanooga	60 65	164	H	Saint Joseph's	71 51		
18	A	Missouri	64 66					100	H	Alabama	54 63	175	N	Stetson	71 85		
23	H	Georgia	57 66									187	H	Arkansas St.	69 70		
												201	N	Richmond	87 80		
												319	H	Georgia St.	82 66		
												330	H	Delaware St.	85 51		
												334	H	Marshall	74 69		
												343	N	Savannah St.	90 40		

LAST 12 Division I GAMES:																	
3	H	Mississippi St.	50 98	27	H	LSU	59 66	91	A	Auburn	55 84	104	H	Kentucky	53 56		
18	A	Missouri	64 66	104	H	Kentucky	53 56	118	A	Ole Miss	75 78	118	H	Ole Miss	61 60		
23	H	Georgia	57 66	118	A	Ole Miss	75 78	100	H	Alabama	54 63	164	H	Saint Joseph's	71 51		
3	A	Mississippi St.	53 90	100	H	Alabama	54 63	91	A	Auburn	55 84	175	N	Stetson	71 85		
118	H	Ole Miss	61 60	91	A	Auburn	55 84	187	H	Arkansas St.	69 70	201	N	Richmond	87 80		
94	A	Arkansas	65 51	330	H	Delaware St.	85 51	319	H	Georgia St.	82 66	330	H	Delaware St.	85 51		

Non-Div I Games:

Florida

Average RPI Win: 205
Average RPI Loss: 61

WON-LOST
RECORD

WINNING
PCT. RANK

LAST 10
GAMES

STRENGTH OF
SCHEDULE

OPP. STRENGTH
OF SCHEDULE

TEAM
RPI

ADJ.
RPI

CONF.
RPI

ADJ CONF.
RPI

DIV. I ONLY	11- 13	200	0- 10	89	50	166	166	4	4
DIV. I NON-CONF.	9- 2	34	0- 0	243	216	96	96	5	5
TOTALS	RPI 1-25	RPI 26-50	W-L RECORDS	RPI 51-100	RPI 101-999	RPI 201+			
11- 13	0- 3	0- 3	OVERALL	3- 5	8- 2	7- 1			
9- 7	0- 2	0- 1	HOME	3- 3	6- 1	5- 1			
2- 6	0- 1	0- 2	AWAY	0- 2	2- 1	2- 0			
0- 0	0- 0	0- 0	NEUTRAL	0- 0	0- 0	0- 0			
9- 2	0- 0	0- 0	NON-CONFERENCE	2- 2	7- 0	6- 0			
8- 1	0- 0	0- 0	HOME	2- 1	6- 0	5- 0			
1- 1	0- 0	0- 0	AWAY	0- 1	1- 0	1- 0			
0- 0	0- 0	0- 0	NEUTRAL	0- 0	0- 0	0- 0			
2- 11	0- 3	0- 3	CONFERENCE	1- 3	1- 2	1- 1			
1- 6	0- 2	0- 1	HOME	1- 2	0- 1	0- 1			
1- 5	0- 1	0- 2	AWAY	0- 1	1- 1	1- 0			
0- 0	0- 0	0- 0	NEUTRAL	0- 0	0- 0	0- 0			

RPI 1-25				RPI 26-50				RPI 51-100				RPI 101+ Team's RPI: 166			
RPI	S	Opponent	Score	RPI	S	Opponent	Score	RPI	S	Opponent	Score	RPI	S	Opponent	Score
7	H	Bayl or	48 83	28	A	Okl ahoma	64 97	52	H	West Virginia	54 74	119	H	Yale	81 75
9	A	Texas	62 79	28	H	Okl ahoma	52 72	58	H	Nebraska	49 66	121	A	Iowa St.	69 71
9	H	Texas	41 55	45	A	Okl ahoma St.	63 92	60	A	TCU	66 76	225	H	Southeast Mo. St.	51 50
								60	H	TCU	86 77	228	A	Texas Tech	60 47
								61	A	St. John's (NY)	53 65	228	H	Texas Tech	56 68
								84	H	Kansas St.	59 63	244	H	Texas Southern	72 37
								94	H	Arkansas	71 60	249	H	Campbell	66 48
								96	H	Rice	73 65	266	H	UMKC	63 48
												330	H	Delaware St.	81 49
												340	A	Iona	72 58
LAST 12 Division I GAMES:															
28	H	Okl ahoma	52 72	228	H	Texas Tech	56 68								
45	A	Oklahoma St.	63 92	9	A	Texas	62 79								
9	H	Texas	41 55	52	H	West Virginia	54 74								
84	H	Kansas St.	59 63	7	H	Bayl or	48 83								
28	A	Okl ahoma	64 97	228	A	Texas Tech	60 47								
60	A	TCU	66 76	60	H	TCU	86 77								

Non-Div I Games:

Kansas

Average RPI Win: 169		WON-LOST RECORD	WINNING PCT. RANK	LAST 10 GAMES	STRENGTH OF SCHEDULE	OPP. STRENGTH OF SCHEDULE	TEAM RPI	ADJ. RPI	CONF. RPI	ADJ. CONF. RPI
Loss: 73										
DIV. I ONLY		7- 17	278	1- 9	26	38	167	167	5	5
DIV. I NON-CONF.		6- 5	153	0- 0	51	106	91	91	3	3
TOTALS		RPI 1-25	RPI 26-50	W-L RECORDS		RPI 51-100	RPI 101-999	RPI 201+		
7- 17	0- 6		1- 4	OVERALL		1- 2	5- 5	3- 1		
5- 6	0- 2		0- 1	HOME		1- 1	4- 2	3- 0		
1- 9	0- 3		0- 3	AWAY		0- 1	1- 2	0- 1		
1- 2	0- 1		1- 0	NEUTRAL		0- 0	0- 1	0- 0		
6- 5	0- 2		1- 0	NON-CONFERENCE		0- 0	5- 3	3- 0		
4- 1	0- 0		0- 0	HOME		0- 0	4- 1	3- 0		
1- 2	0- 1		0- 0	AWAY		0- 0	1- 1	0- 0		
1- 2	0- 1		1- 0	NEUTRAL		0- 0	0- 1	0- 0		
1- 12	0- 4		0- 4	CONFERENCE		1- 2	0- 2	0- 1		
1- 5	0- 2		0- 1	HOME		1- 1	0- 1	0- 0		
0- 7	0- 2		0- 3	AWAY		0- 1	0- 1	0- 1		
0- 0	0- 0		0- 0	NEUTRAL		0- 0	0- 0	0- 0		

RPI 1-25					
RPI	S	Opponent	Score		
5	A	Ohio St.	76	85	
9	N	Texas	68	92	
10	A	Oregon	83	94	
10	H	Oregon	63	76	
11	H	UCLA	69	86	
13	A	Stanford	45	71	

RPI 26-50					
RPI	S	Opponent	Score		
33	A	Arizona St.	41	61	
36	A	California	60	69	
38	N	Creighton	67	64	
48	H	Southern California	61	72	
49	A	Oregon St.	63	75	

RPI 51-100					
RPI	S	Opponent	Score		
85	A	Washington St.	75	78	
85	H	Washington St.	56	49	
89	H	Utah	65	74	

RPI 101+					
RPI	S	Opponent	Score		
102	N	North Carolina	78	90	
125	H	BYU	80	72	
141	H	Colorado	61	66	
144	H	Idaho St.	59	79	
147	A	Idaho	81	69	
176	A	Boise St.	62	85	
219	H	Seattle U	84	76	
263	H	Grand Canyon	79	65	
279	A	Arizona	70	72	
308	H	Portland	93	67	

Team's RPI : 167					
RPI	S	Opponent	Score		
10	H	Oregon	63	76	
279	A	Arizona	70	72	
33	A	Arizona St.	41	61	
48	H	Southern California	61	72	
11	H	UCLA	69	86	
85	H	Washington St.	56	49	
85	A	Washington St.	75	78	
13	A	Stanford	45	71	
36	A	California	60	69	
141	H	Colorado	61	66	
89	H	Utah	65	74	
10	A	Oregon	83	94	

LAST 12 Division I GAMES:					
---------------------------	--	--	--	--	--

Non-Div I Games:

Washington

■ Loss, ■ Non-Conf, S Site, H Home A Away N Neutral

Average RPI Win:	234	WON-LOST	WINNING	LAST 10	STRENGTH OF	OPP. STRENGTH	TEAM	ADJ.	CONF.	ADJ CONF.
Average RPI Loss:	140	RECORD	PCT. RANK	GAMES	SCHEDULE	OF SCHEDULE	RPI	RPI	RPI	RPI
DIV. I ONLY	11- 10	160	6- 4	229	174	168	168	23	23	
DIV. I NON-CONF.	3- 6	239	0- 0	212	59	195	195	23	23	

TOTALS	RPI 1-25	RPI 26-50	W-L RECORDS	RPI 51-100	RPI 101-999	RPI 201+				
11- 10	0- 1	0- 0	OVERALL	1- 0	10- 9	6- 1				
7- 1	0- 0	0- 0	HOME	1- 0	6- 1	3- 1				
4- 8	0- 1	0- 0	AWAY	0- 0	4- 7	3- 0				
0- 1	0- 0	0- 0	NEUTRAL	0- 0	0- 1	0- 0				
3- 6	0- 1	0- 0	NON-CONFERENCE	1- 0	2- 5	2- 0				
1- 0	0- 0	0- 0	HOME	1- 0	0- 0	0- 0				
2- 5	0- 1	0- 0	AWAY	0- 0	2- 4	2- 0				
0- 1	0- 0	0- 0	NEUTRAL	0- 0	0- 1	0- 0				
8- 4	0- 0	0- 0	CONFERENCE	0- 0	8- 4	4- 1				
6- 1	0- 0	0- 0	HOME	0- 0	6- 1	3- 1				
2- 3	0- 0	0- 0	AWAY	0- 0	2- 3	1- 0				
0- 0	0- 0	0- 0	NEUTRAL	0- 0	0- 0	0- 0				

RPI 1-25				RPI 26-50				RPI 51-100				RPI 101+				Team's RPI: 168
RPI	S	Opponent	Score	RPI	S	Opponent	Score	RPI	S	Opponent	Score	RPI	S	Opponent	Score	
8	A	Tennessee	69 131					95	H	Jacksonville	89 88	105	A	Tulane	75 106	
												113	A	Middle Tenn.	57 73	
												115	H	Little Rock	76 70	
												118	A	Ole Miss	93 96	
												124	A	South Ala.	68 79	
												124	H	South Ala.	82 71	
												153	A	Texas St.	75 83	
												160	A	Louisiana	62 55	
												162	A	Samford	73 80	
												162	N	Samford	76 82	
												178	A	UT Arlington	57 76	
												187	H	Arkansas St.	95 78	
												272	H	Appalachian St.	81 74	
												275	H	Coastal Caro.	92 97	
												305	A	Alabama St.	93 63	
												319	H	Georgia St.	90 86	
												325	H	Ga. Southern	88 47	
												332	A	Tennessee St.	95 66	
												337	A	La.-Monroe	86 79	

LAST 12 Division I GAMES:																
115	H	Little Rock	76 70	272	H	Appalachian St.	81 74									
187	H	Arkansas St.	95 78	124	A	South Ala.	68 79									
124	H	South Ala.	82 71	153	A	Texas St.	75 83									
160	A	Louisiana	62 55	178	A	UT Arlington	57 76									
337	A	La.-Monroe	86 79	319	H	Georgia St.	90 86									
275	H	Coastal Caro.	92 97	325	H	Ga. Southern	88 47									

Non-Div I Games: Montevallo 130 50 Stillman 89 62

Troy

M
a
r
i
s
t

M
a
r
i
s
t

Mari st

Average RPI Win:	191	WON-LOST	WINNING	LAST 10	STRENGTH OF	OPP. STRENGTH	TEAM	ADJ.	CONF.	ADJ CONF.
Average RPI Loss:	138	RECORD	PCT. RANK	GAMES	SCHEDULE	OF SCHEDULE	RPI	RPI	RPI	RPI
DIV. I ONLY	9- 13	226	4- 6	60	266	170	170	19	19	
DIV. I NON-CONF.	5- 4	146	0- 0	37	202	59	59	13	13	

TOTALS	RPI 1-25	RPI 26-50	W-L RECORDS	RPI 51-100	RPI 101-999	RPI 201+				
9- 13	0- 1	1- 2	OVERALL	0- 1	8- 9	4- 3				
7- 3	0- 0	1- 0	HOME	0- 0	6- 3	3- 1				
1- 10	0- 1	0- 2	AWAY	0- 1	1- 6	1- 2				
1- 0	0- 0	0- 0	NEUTRAL	0- 0	1- 0	0- 0				
5- 4	0- 1	0- 2	NON-CONFERENCE	0- 1	5- 0	3- 0				
3- 0	0- 0	0- 0	HOME	0- 0	3- 0	2- 0				
1- 4	0- 1	0- 2	AWAY	0- 1	1- 0	1- 0				
1- 0	0- 0	0- 0	NEUTRAL	0- 0	1- 0	0- 0				
4- 9	0- 0	1- 0	CONFERENCE	0- 0	3- 9	1- 3				
4- 3	0- 0	1- 0	HOME	0- 0	3- 3	1- 1				
0- 6	0- 0	0- 0	AWAY	0- 0	0- 6	0- 2				
0- 0	0- 0	0- 0	NEUTRAL	0- 0	0- 0	0- 0				

RPI 1-25				RPI 26-50				RPI 51-100				RPI 101+ Team's RPI: 170			
RPI	S	Opponent	Score	RPI	S	Opponent	Score	RPI	S	Opponent	Score	RPI	S	Opponent	Score
7	A	Baylor	43 105	31	H	Northern Colo.	78 70	74	A	South Dakota	71 76	110	N	Lamar University	73 70
				39	A	South Dakota St.	52 66					144	A	Idaho St.	46 57
				49	A	Oregon St.	55 65					144	H	Idaho St.	55 68
												145	H	UNI	80 72
												147	A	Idaho	75 80
												147	H	Idaho	64 78
												150	A	Weber St.	69 80
												150	H	Weber St.	80 67
												182	A	Eastern Wash.	70 74
												182	H	Eastern Wash.	81 79
												235	A	Montana St.	56 72
												235	H	Montana St.	79 70
												239	A	Montana	51 53
												239	H	Montana	43 54
												281	H	North Dakota St.	79 68
												286	H	Massachusetts	82 52
												295	A	UTSA	60 47

LAST 12 Division I GAMES:															
144	H	Idaho St.	55 68	31	H	Northern Colo.	78 70	144	A	Idaho St.	46 57	144	A	Idaho St.	46 57
150	H	Weber St.	80 67	150	A	Weber St.	69 80	144	A	Idaho St.	46 57	144	A	Idaho St.	46 57
239	A	Montana	51 53	144	A	Idaho St.	46 57	235	H	Montana St.	79 70	235	H	Montana St.	79 70
235	A	Montana St.	56 72	235	H	Montana St.	79 70	239	H	Montana	43 54	239	H	Montana	43 54
147	H	Idaho	64 78	239	H	Montana	43 54	239	H	Montana	43 54	239	H	Montana	43 54
182	H	Eastern Wash.	81 79	182	A	Eastern Wash.	70 74	182	A	Eastern Wash.	70 74	182	A	Eastern Wash.	70 74

Non-Div I Games: Mayville St. 82 54 Southwest Minn. St. 85 62

North Dakota

Average RPI Win:	165	WON-LOST	WINNING	LAST 10	STRENGTH OF	OPP. STRENGTH	TEAM	ADJ.	CONF.	ADJ CONF.
Average RPI Loss:	120	RECORD	PCT. RANK	GAMES	SCHEDULE	OF SCHEDULE	RPI	RPI	RPI	RPI
DIV. I ONLY	9- 15	248	2- 8	65	107	171	171	8	8	
DIV. I NON-CONF.	6- 6	170	0- 0	67	300	126	126	7	7	

TOTALS	RPI 1-25	RPI 26-50	W-L RECORDS	RPI 51-100	RPI 101-999	RPI 201+				
9- 15	0- 1	0- 2	OVERALL	2- 3	7- 9	2- 2				
5- 7	0- 0	0- 2	HOME	1- 2	4- 3	2- 0				
3- 8	0- 1	0- 0	AWAY	1- 1	2- 6	0- 2				
1- 0	0- 0	0- 0	NEUTRAL	0- 0	1- 0	0- 0				
6- 6	0- 0	0- 0	NON-CONFERENCE	1- 3	5- 3	2- 1				
3- 3	0- 0	0- 0	HOME	0- 2	3- 1	2- 0				
2- 3	0- 0	0- 0	AWAY	1- 1	1- 2	0- 1				
1- 0	0- 0	0- 0	NEUTRAL	0- 0	1- 0	0- 0				
3- 9	0- 1	0- 2	CONFERENCE	1- 0	2- 6	0- 1				
2- 4	0- 0	0- 2	HOME	1- 0	1- 2	0- 0				
1- 5	0- 1	0- 0	AWAY	0- 0	1- 4	0- 1				
0- 0	0- 0	0- 0	NEUTRAL	0- 0	0- 0	0- 0				

RPI	S	Opponent	Score	RPI	S	Opponent	Score	RPI	S	Opponent	Score	RPI	S	Opponent	Score	Team's RPI: 171
2	A	UConn	60 78	29	H	South Fla.	57 71	59	H	American	67 72	103	A	Saint Louis	66 77	
				42	H	UCF	44 47	63	H	Houston	83 77	105	A	Tulane	39 70	
								72	H	Belmont	65 90	105	H	Tulane	63 72	
								74	A	South Dakota	64 61	115	A	Little Rock	74 61	
								94	A	Arkansas	41 67	133	H	Cincinnati	64 51	
												152	N	Binghamton	60 55	
												158	A	Wichita St.	67 62	
												183	A	Temple	75 76	
												187	H	Arkansas St.	68 58	
												191	A	SMU	70 74	
												191	H	Memphis	48 69	
												196	H	Oral Roberts	41 53	
												209	A	East Carolina	67 73	
												222	A	North Texas	43 66	
												266	H	UMKC	76 52	
												336	H	Ark.-Pine Bluff	87 37	
LAST 12 Division I GAMES:																
63	H	Houston	83 77	2	A	UConn	60 78	191	H	Memphis	48 69	209	A	East Carolina	67 73	
191	A	SMU	70 74	133	H	Cincinnati	64 51	105	H	Tulane	63 72	158	A	Wichita St.	67 62	
183	A	Temple	75 76	105	A	Tulane	67 62									
29	H	South Fla.	57 71													
42	H	UCF	44 47													
105	A	Tulane	39 70													

Non-Div I Games: Alas. Anchorage 53 **59**

Tulsa

Average RPI Win:	241	WON-LOST	WINNING	LAST 10	STRENGTH OF	OPP. STRENGTH	TEAM	ADJ.	CONF.	ADJ CONF.
Average RPI Loss:	132	RECORD	PCT. RANK	GAMES	SCHEDULE	OF SCHEDULE	RPI	RPI	RPI	RPI
DIV. I ONLY	11- 11	174	5- 5	155	244	172	172	24	24	
DIV. I NON-CONF.	4- 6	214	0- 0	66	235	136	136	22	22	

TOTALS	RPI 1-25	RPI 26-50	W-L RECORDS	RPI 51-100	RPI 101-999	RPI 201+				
11- 11	0- 0	0- 1	OVERALL	0- 5	11- 5	7- 3				
5- 4	0- 0	0- 0	HOME	0- 2	5- 2	2- 1				
6- 5	0- 0	0- 0	AWAY	0- 0	6- 1	5- 1				
0- 2	0- 0	0- 1	NEUTRAL	0- 1	0- 0	0- 0				
4- 6	0- 0	0- 1	NON-CONFERENCE	0- 3	4- 2	2- 1				
1- 2	0- 0	0- 0	HOME	0- 1	1- 1	0- 0				
3- 2	0- 0	0- 0	AWAY	0- 1	3- 1	2- 1				
0- 2	0- 0	0- 1	NEUTRAL	0- 1	0- 0	0- 0				
7- 5	0- 0	0- 0	CONFERENCE	0- 2	7- 3	5- 2				
4- 2	0- 0	0- 0	HOME	0- 1	4- 1	2- 1				
3- 3	0- 0	0- 0	AWAY	0- 1	3- 2	3- 1				
0- 0	0- 0	0- 0	NEUTRAL	0- 0	0- 0	0- 0				

RPI 1-25				RPI 26-50				RPI 51-100				RPI 101+ Team's RPI: 172			
RPI	S	Opponent	Score	RPI	S	Opponent	Score	RPI	S	Opponent	Score	RPI	S	Opponent	Score
				44	N	Miami (FL)	65 75	51	H	Western Ky.	49 75	112	H	Missouri St.	71 69
								81	A	UAB	66 76	142	H	SIUE	53 57
								83	N	Albany (NY)	57 68	145	A	UNI	63 71
								88	A	Drake	73 84	145	H	UNI	60 53
								88	H	Drake	64 75	191	A	Memphis	68 56
												194	H	UT Martin	84 72
												218	A	Morehead St.	81 85
												225	A	Southeast Mo. St.	79 74
												250	A	Bradley	63 62
												255	A	Illinois St.	46 49
												255	H	Illinois St.	36 39
												264	A	Indiana St.	64 45
												289	H	Valparaiso	74 63
												296	H	Loyola Chicago	62 46
												334	A	Marshall	64 59
												348	A	Evansville	74 62

LAST 12 Division I GAMES:															
				255	H	Illinois St.	36 39	255	A	Illinois St.	46 49				
				145	A	UNI	63 71	250	A	Bradley	63 62				
				88	A	Drake	73 84	88	H	Drake	64 75				
				112	H	Missouri St.	71 69	145	H	UNI	60 53				
				289	H	Valparaiso	74 63	264	A	Indiana St.	64 45				
				296	H	Loyola Chicago	62 46	348	A	Evansville	74 62				

Non-Div I Games: Martin Methodist 60 50

Southern Ill.

Paci fic					Through Games Of Feb. 10, 2018						
Average RPI	Win:	210	WON-LOST	WINNING	LAST 10	STRENGTH OF	OPP. STRENGTH	TEAM	ADJ.	CONF.	ADJ CONF.
Average RPI	Loss:	107	RECORD	PCT. RANK	GAMES	SCHEDULE	OF SCHEDULE	RPI	RPI	RPI	RPI
DIV. I ONLY			11- 13	200	6- 4	94	136	173	173	13	13
DIV. I NON-CONF.			5- 5	170	0- 0	41	161	125	125	11	11

TOTALS		RPI 1-25		RPI 26-50		W-L RECORDS		RPI 51-100	RPI 101-999	RPI 201+	
11- 13		0- 0		1- 4		OVERALL		0- 3	10- 6	8- 1	
8- 6		0- 0		1- 2		HOME		0- 2	7- 2	5- 0	
3- 7		0- 0		0- 2		AWAY		0- 1	3- 4	3- 1	
0- 0		0- 0		0- 0		NEUTRAL		0- 0	0- 0	0- 0	
5- 5		0- 0		1- 2		NON-CONFERENCE		0- 1	4- 2	3- 0	
4- 3		0- 0		1- 1		HOME		0- 1	3- 1	2- 0	
1- 2		0- 0		0- 1		AWAY		0- 0	1- 1	1- 0	
0- 0		0- 0		0- 0		NEUTRAL		0- 0	0- 0	0- 0	
6- 8		0- 0		0- 2		CONFERENCE		0- 2	6- 4	5- 1	
4- 3		0- 0		0- 1		HOME		0- 1	4- 1	3- 0	
2- 5		0- 0		0- 1		AWAY		0- 1	2- 3	2- 1	
0- 0		0- 0		0- 0		NEUTRAL		0- 0	0- 0	0- 0	

RPI 1-25				RPI 26-50				RPI 51-100				RPI 101+ Team's RPI: 173			
RPI	S	Opponent	Score	RPI	S	Opponent	Score	RPI	S	Opponent	Score	RPI	S	Opponent	Score
31	A	Northern Colo.	55 80	36	H	Cal i forn i a	85 92	56	H	UC Davi s	58 90	110	H	Lamar Uni versi ty	80 75
42	H	UCF	78 74	50	A	Gonzaga	66 90	75	A	Saint Mary' s (CA)	88 96	125	A	BYU	65 77
50	H	Gonzaga	72 99					75	H	Saint Mary' s (CA)	69 70	125	H	BYU	83 76
LAST 12 Di vi si on I GAMES:															
308	A	Portl and	67 89	50	A	Gonzaga	66 90	75	A	Saint Mary' s (CA)	88 96	227	A	Pepperdi ne	85 77
227	H	Pepperdi ne	84 73	276	H	Santa Clara	55 37	308	H	Portl and	91 55	205	A	San Diego	81 68
125	H	BYU	83 76	151	H	San Francis co	71 81	125	A	BYU	65 77	308	H	Portl and	91 55
								75	H	Saint Mary' s (CA)	69 70	313	H	Cal St. Fullerton	81 65

Non-Di v I Games: UC Merced 123 59

UC Irvine				Through Games Of Feb. 10, 2018							
Average RPI	Win:	258	WON-LOST	WINNING	LAST 10	STRENGTH OF	OPP. STRENGTH	TEAM	ADJ.	CONF.	ADJ. CONF.
Average RPI	Loss:	130	RECORD	PCT. RANK	GAMES	SCHEDULE	OF SCHEDULE	RPI	RPI	RPI	RPI
DIV. I ONLY			15- 8	88	8- 2	306	195	174	174	21	21
DIV. I NON-CONF.			7- 6	165	2- 0	296	219	217	217	20	20

TOTALS		RPI 1-25	RPI 26-50		W-L RECORDS		RPI 51-100	RPI 101-999	RPI 201+		
15- 8	0- 0	0- 0		OVERALL		0- 3	15- 5	15- 1			
7- 3	0- 0	0- 0		HOME		0- 1	7- 2	7- 0			
8- 3	0- 0	0- 0		AWAY		0- 2	8- 1	8- 0			
0- 2	0- 0	0- 0		NEUTRAL		0- 0	0- 2	0- 1			
7- 6	0- 0	0- 0		NON-CONFERENCE		0- 2	7- 4	7- 1			
3- 2	0- 0	0- 0		HOME		0- 0	3- 2	3- 0			
4- 2	0- 0	0- 0		AWAY		0- 2	4- 0	4- 0			
0- 2	0- 0	0- 0		NEUTRAL		0- 0	0- 2	0- 1			
8- 2	0- 0	0- 0		CONFERENCE		0- 1	8- 1	8- 0			
4- 1	0- 0	0- 0		HOME		0- 1	4- 0	4- 0			
4- 1	0- 0	0- 0		AWAY		0- 0	4- 1	4- 0			
0- 0	0- 0	0- 0		NEUTRAL		0- 0	0- 0	0- 0			

RPI 1-25				RPI 26-50				RPI 51-100				RPI 101+ Team's RPI: 174			
RPI	S	Opponent	Score	RPI	S	Opponent	Score	RPI	S	Opponent	Score	RPI	S	Opponent	Score
								56	H	UC Davis	67 76	138	H	Portland St.	72 82
								86	A	New Mexico	61 83	144	H	Idaho St.	72 78
								90	A	UNLV	54 73	154	A	Cal Poly	76 79
												158	N	Wichita St.	53 76
												202	H	CSUN	56 47
												204	H	UC Santa Barbara	77 74
												211	N	Illinois	59 65
												219	A	Seattle U	84 79
												224	A	CSU Bakersfield	72 59
												227	H	Pepperdine	75 74
												232	A	UC Riverside	81 71
												232	H	UC Riverside	76 63
												252	A	San Diego St.	67 65
												253	A	Hawaii	74 67
												253	H	Hawaii	70 66
												297	H	Utah St.	87 84
												308	H	Portland	63 52
												313	A	Cal St. Fullerton	76 60
												323	A	Southern Utah	71 64
												326	A	Long Beach St.	100 81
LAST 12 Division I GAMES:															
				232	H	UC Riverside	76 63	154	A	Cal Poly	76 79				
				326	A	Long Beach St.	100 81	204	H	UC Santa Barbara	77 74				
				313	A	Cal St. Fullerton	76 60	253	A	Hawaii	74 67				
				202	H	CSUN	56 47	56	H	UC Davis	67 76				
				232	A	UC Riverside	81 71	224	A	CSU Bakersfield	72 59				
				253	H	Hawaii	70 66	219	A	Seattle U	84 79				

Non-Div I Games: Chapman 92 57

Average RPI Win:	235	WON-LOST	WINNING	LAST 10	STRENGTH OF	OPP. STRENGTH	TEAM	ADJ.	CONF.	ADJ CONF.
Average RPI Loss:	118	RECORD	PCT. RANK	GAMES	SCHEDULE	OF SCHEDULE	RPI	RPI	RPI	RPI
DIV. I ONLY	13- 11	151	6- 4	205	163	175	175	22	22	
DIV. I NON-CONF.	7- 7	170	1- 1	122	97	146	146	21	21	

TOTALS	RPI 1-25	RPI 26-50	W-L RECORDS	RPI 51-100	RPI 101-999	RPI 201+				
13- 11	0- 2	0- 1	OVERALL	1- 4	12- 4	8- 2				
7- 2	0- 0	0- 0	HOME	1- 1	6- 1	4- 0				
4- 5	0- 2	0- 1	AWAY	0- 1	4- 1	3- 1				
2- 4	0- 0	0- 0	NEUTRAL	0- 2	2- 2	1- 1				
7- 7	0- 2	0- 0	NON-CONFERENCE	1- 2	6- 3	2- 1				
4- 1	0- 0	0- 0	HOME	1- 0	3- 1	1- 0				
1- 2	0- 2	0- 0	AWAY	0- 0	1- 0	0- 0				
2- 4	0- 0	0- 0	NEUTRAL	0- 2	2- 2	1- 1				
6- 4	0- 0	0- 1	CONFERENCE	0- 2	6- 1	6- 1				
3- 1	0- 0	0- 0	HOME	0- 1	3- 0	3- 0				
3- 3	0- 0	0- 1	AWAY	0- 1	3- 1	3- 1				
0- 0	0- 0	0- 0	NEUTRAL	0- 0	0- 0	0- 0				

RPI 1-25				RPI 26-50				RPI 51-100				RPI 101+				Team's RPI: 175
RPI	S	Opponent	Score	RPI	S	Opponent	Score	RPI	S	Opponent	Score	RPI	S	Opponent	Score	
6	A	Florida St.	39 84	41	A	FGCU	40 80	51	N	Western Ky.	58 66	142	A	SIUE	65 61	
9	A	Texas	59 95					95	A	Jacksonville	63 73	153	H	Texas St.	61 54	
								95	H	Jacksonville	54 61	156	H	High Point	64 69	
								97	N	Wright St.	59 64	165	N	Florida	85 71	
								98	H	Chattanooga	78 67	193	N	Providence	45 56	
												201	H	Richmond	72 67	
												238	A	North Florida	68 51	
												238	H	North Florida	68 55	
												243	H	Northern Ky.	67 56	
												261	A	Lipscomb	59 55	
												266	N	UMKC	50 67	
												287	A	Kennesaw St.	49 66	
												290	H	USC Upstate	62 61	
												330	N	Delaware St.	58 43	
												346	A	NJIT	72 53	
												346	H	NJIT	73 55	

LAST 12 Division I GAMES:																
346	A	NJIT	72 53	261	A	Lipscomb	59 55									
95	H	Jacksonville	54 61	346	H	NJIT	73 55									
238	A	North Florida	68 51	290	H	USC Upstate	62 61									
95	A	Jacksonville	63 73	41	A	FGCU	40 80									
238	H	North Florida	68 55	330	N	Delaware St.	58 43									
287	A	Kennesaw St.	49 66	266	N	UMKC	50 67									

Non-Div I Games: Thomas (GA) 92 41 Webber Int'l 67 30

Stetson

Average RPI Win:	202	WON-LOST	WINNING	LAST 10	STRENGTH OF	OPP. STRENGTH	TEAM	ADJ.	CONF.	ADJ CONF.
Average RPI Loss:	150	RECORD	PCT. RANK	GAMES	SCHEDULE	OF SCHEDULE	RPI	RPI	RPI	RPI
DIV. I ONLY	13- 9	121	7- 3	240	120	176	176	16	16	
DIV. I NON-CONF.	4- 5	202	0- 0	292	142	263	263	15	15	

TOTALS	RPI 1-25	RPI 26-50	W-L RECORDS	RPI 51-100	RPI 101-999	RPI 201+				
13- 9	0- 0	0- 0	OVERALL	2- 5	11- 4	6- 3				
7- 5	0- 0	0- 0	HOME	2- 3	5- 2	2- 1				
6- 2	0- 0	0- 0	AWAY	0- 2	6- 0	4- 0				
0- 2	0- 0	0- 0	NEUTRAL	0- 0	0- 2	0- 2				
4- 5	0- 0	0- 0	NON-CONFERENCE	0- 2	4- 3	1- 3				
2- 3	0- 0	0- 0	HOME	0- 2	2- 1	0- 1				
2- 0	0- 0	0- 0	AWAY	0- 0	2- 0	1- 0				
0- 2	0- 0	0- 0	NEUTRAL	0- 0	0- 2	0- 2				
9- 4	0- 0	0- 0	CONFERENCE	2- 3	7- 1	5- 0				
5- 2	0- 0	0- 0	HOME	2- 1	3- 1	2- 0				
4- 2	0- 0	0- 0	AWAY	0- 2	4- 0	3- 0				
0- 0	0- 0	0- 0	NEUTRAL	0- 0	0- 0	0- 0				

RPI 1-25				RPI 26-50				RPI 51-100				RPI 101+				Team's RPI: 176
RPI	S	Opponent	Score	RPI	S	Opponent	Score	RPI	S	Opponent	Score	RPI	S	Opponent	Score	
								73	H	Wyoming	51 66	116	A	Colorado St.	62 58	
								75	H	Saint Mary's (CA)	72 74	123	H	Saint Francis (PA)	87 59	
								85	H	Washington St.	53 61	148	H	Fresno St.	75 66	
								86	A	New Mexico	83 100	167	H	Washington	85 62	
								86	H	New Mexico	91 85	182	A	Eastern Wash.	61 57	
								90	A	UNLV	54 77	189	H	Nevada	68 72	
								90	H	UNLV	69 60	205	N	San Diego	52 72	
												224	H	CSU Bakersfield	59 65	
												252	A	San Diego St.	86 70	
												254	A	San Jose St.	112 80	
												297	A	Utah St.	64 42	
												297	H	Utah St.	68 60	
												308	A	Portland	73 47	
												310	H	Air Force	49 46	
												320	N	Northern Ari z.	60 62	

LAST 12 Division I GAMES:																
				297	H	Utah St.	68 60	297	A	Utah St.	64 42					
				86	H	New Mexico	91 85	252	A	San Diego St.	86 70					
				90	A	UNLV	54 77	148	H	Fresno St.	75 66					
				310	H	Air Force	49 46	73	H	Wyoming	51 66					
				254	A	San Jose St.	112 80	86	A	New Mexico	83 100					
				189	H	Nevada	68 72	90	H	UNLV	69 60					

Non-Div I Games: Corban 94 50 Northwest Chrst. 83 51

Boi se St.

Average RPI Win:	303	WON-LOST	WINNING	LAST 10	STRENGTH OF	OPP. STRENGTH	TEAM	ADJ.	CONF.	ADJ CONF.
Average RPI Loss:	124	RECORD	PCT. RANK	GAMES	SCHEDULE	OF SCHEDULE	RPI	RPI	RPI	RPI
DIV. I ONLY	10- 10	174	9- 1	225	320	177	177	32	32	
DIV. I NON-CONF.	0- 8	337	0- 0	32	25	266	266	32	32	

TOTALS	RPI 1-25	RPI 26-50	W-L RECORDS	RPI 51-100	RPI 101-999	RPI 201+				
10- 10	0- 0	0- 2	OVERALL	0- 3	10- 5	10- 2				
6- 0	0- 0	0- 0	HOME	0- 0	6- 0	6- 0				
4- 9	0- 0	0- 2	AWAY	0- 2	4- 5	4- 2				
0- 1	0- 0	0- 0	NEUTRAL	0- 1	0- 0	0- 0				
0- 8	0- 0	0- 2	NON-CONFERENCE	0- 3	0- 3	0- 0				
0- 0	0- 0	0- 0	HOME	0- 0	0- 0	0- 0				
0- 7	0- 0	0- 2	AWAY	0- 2	0- 3	0- 0				
0- 1	0- 0	0- 0	NEUTRAL	0- 1	0- 0	0- 0				
10- 2	0- 0	0- 0	CONFERENCE	0- 0	10- 2	10- 2				
6- 0	0- 0	0- 0	HOME	0- 0	6- 0	6- 0				
4- 2	0- 0	0- 0	AWAY	0- 0	4- 2	4- 2				
0- 0	0- 0	0- 0	NEUTRAL	0- 0	0- 0	0- 0				

RPI 1-25				RPI 26-50				RPI 51-100				RPI 101+ Team's RPI: 177			
RPI	S	Opponent	Score	RPI	S	Opponent	Score	RPI	S	Opponent	Score	RPI	S	Opponent	Score
				29	A	South Fla.	48 108	65	N	Toledo	76 81	124	A	South Ala.	65 69
				45	A	Oklahoma St.	66 94	71	A	Indiana	49 64	129	A	Bethune-Cookman	56 68
								91	A	Auburn	47 65	184	A	Wisconsin	74 77
												231	A	Grambling	71 79
												231	H	Grambling	63 44
												244	A	Texas Southern	67 57
												271	A	Prairie View	62 69
												301	H	Alcorn	64 56
												305	H	Alabama St.	66 58
												309	A	Jackson St.	68 58
												309	H	Jackson St.	86 76
												317	H	Alabama A&M	77 62
												336	A	Ark.-Pine Bluff	71 52
												336	H	Ark.-Pine Bluff	59 46
												338	A	Mississippi Val.	70 54
LAST 12 Division I GAMES:															
				336	H	Ark.-Pine Bluff	59 46	338	A	Mississippi Val.	70 54				
				309	A	Jackson St.	68 58	336	A	Ark.-Pine Bluff	71 52				
				231	A	Grambling	71 79	309	H	Jackson St.	86 76				
				301	H	Alcorn	64 56	231	H	Grambling	63 44				
				317	H	Alabama A&M	77 62	271	A	Prairie View	62 69				
				305	H	Alabama St.	66 58	244	A	Texas Southern	67 57				

Non-Div I Games: Mobile 86 54

Southern U.

Average RPI Win:	232	WON-LOST	WINNING	LAST 10	STRENGTH OF	OPP. STRENGTH	TEAM	ADJ.	CONF.	ADJ CONF.
Average RPI Loss:	142	RECORD	PCT. RANK	GAMES	SCHEDULE	OF SCHEDULE	RPI	RPI	RPI	RPI
DIV. I ONLY	14- 10	125	6- 4	266	180	178	178	23	23	
DIV. I NON-CONF.	6- 5	153	0- 0	203	70	149	149	23	23	

TOTALS	RPI 1-25	RPI 26-50	W-L RECORDS	RPI 51-100	RPI 101-999	RPI 201+				
14- 10	0- 0	0- 0	OVERALL	0- 5	14- 5	7- 2				
11- 2	0- 0	0- 0	HOME	0- 1	11- 1	4- 0				
3- 8	0- 0	0- 0	AWAY	0- 4	3- 4	3- 2				
0- 0	0- 0	0- 0	NEUTRAL	0- 0	0- 0	0- 0				
6- 5	0- 0	0- 0	NON-CONFERENCE	0- 5	6- 0	2- 0				
5- 1	0- 0	0- 0	HOME	0- 1	5- 0	1- 0				
1- 4	0- 0	0- 0	AWAY	0- 4	1- 0	1- 0				
0- 0	0- 0	0- 0	NEUTRAL	0- 0	0- 0	0- 0				
8- 5	0- 0	0- 0	CONFERENCE	0- 0	8- 5	5- 2				
6- 1	0- 0	0- 0	HOME	0- 0	6- 1	3- 0				
2- 4	0- 0	0- 0	AWAY	0- 0	2- 4	2- 2				
0- 0	0- 0	0- 0	NEUTRAL	0- 0	0- 0	0- 0				

RPI 1-25				RPI 26-50				RPI 51-100				RPI 101+ Team's RPI: 178			
RPI	S	Opponent	Score	RPI	S	Opponent	Score	RPI	S	Opponent	Score	RPI	S	Opponent	Score
								63	H	Houston	58 62	115	A	Little Rock	57 59
								66	A	Georgia Tech	52 80	124	H	South Ala.	63 76
								84	A	Kansas St.	56 70	148	H	Fresno St.	67 54
								89	A	Utah	41 71	151	H	San Francisco	56 54
								94	A	Arkansas	57 91	153	H	Texas St.	61 59
												160	H	Louisiana	63 61
												168	H	Troy	76 57
												187	A	Arkansas St.	80 85
												191	H	SMU	58 55
												196	H	Oral Roberts	70 46
												272	A	Appalachian St.	64 60
												272	H	Appalachian St.	49 48
												275	A	Coastal Caro.	76 89
												275	H	Coastal Caro.	65 63
												295	A	UTSA	69 68
												314	H	Incarnate Word	61 48
												319	A	Georgia St.	81 76
												325	A	Ga. Southern	68 73
												337	H	La. -Monroe	70 61
LAST 12 Division I GAMES:															
				153	H	Texas St.	61 59	160	H	Louisiana	63 61				
				275	H	Coastal Caro.	65 63	187	A	Arkansas St.	80 85				
				272	H	Appalachian St.	49 48	115	A	Little Rock	57 59				
				325	A	Ga. Southern	68 73	124	H	South Ala.	63 76				
				319	A	Georgia St.	81 76	168	H	Troy	76 57				
				337	H	La. -Monroe	70 61	272	A	Appalachian St.	64 60				

Non-Div I Games:

UT Arlington

Average RPI Win:	230	WON-LOST	WINNING	LAST 10	STRENGTH OF	OPP. STRENGTH	TEAM	ADJ.	CONF.	ADJ CONF.
Average RPI Loss:	144	RECORD	PCT. RANK	GAMES	SCHEDULE	OF SCHEDULE	RPI	RPI	RPI	RPI
DIV. I ONLY	11- 12	190	4- 6	151	241	179	179	15	15	
DIV. I NON-CONF.	6- 4	122	0- 0	241	315	154	154	18	18	

TOTALS	RPI 1-25	RPI 26-50	W-L RECORDS	RPI 51-100	RPI 101-999	RPI 201+				
11- 12	0- 0	0- 1	OVERALL	0- 4	11- 7	8- 3				
6- 5	0- 0	0- 0	HOME	0- 2	6- 3	4- 1				
5- 7	0- 0	0- 1	AWAY	0- 2	5- 4	4- 2				
0- 0	0- 0	0- 0	NEUTRAL	0- 0	0- 0	0- 0				
6- 4	0- 0	0- 1	NON-CONFERENCE	0- 0	6- 3	3- 2				
4- 1	0- 0	0- 0	HOME	0- 0	4- 1	2- 0				
2- 3	0- 0	0- 1	AWAY	0- 0	2- 2	1- 2				
0- 0	0- 0	0- 0	NEUTRAL	0- 0	0- 0	0- 0				
5- 8	0- 0	0- 0	CONFERENCE	0- 4	5- 4	5- 1				
2- 4	0- 0	0- 0	HOME	0- 2	2- 2	2- 1				
3- 4	0- 0	0- 0	AWAY	0- 2	3- 2	3- 0				
0- 0	0- 0	0- 0	NEUTRAL	0- 0	0- 0	0- 0				

RPI 1-25				RPI 26-50				RPI 51-100				RPI 101+				Team's RPI: 179
RPI	S	Opponent	Score	RPI	S	Opponent	Score	RPI	S	Opponent	Score	RPI	S	Opponent	Score	
				32	A	Marquette	53 83	59	A	American	63 71	114	H	Dartmouth	71 56	
								59	H	American	46 64	117	H	Delaware	59 70	
								82	A	Navy	44 70	119	A	Yale	82 65	
								82	H	Navy	46 55	130	A	Bucknell	36 60	
												152	H	Binghamton	73 61	
												163	A	Lehigh	55 59	
												198	H	Boston U.	59 60	
												233	A	Lafayette	65 60	
												233	H	Lafayette	48 39	
												234	A	Loyola Maryland	69 62	
												234	H	Loyola Maryland	62 47	
												245	H	Holy Cross	62 70	
												273	H	LIU Brooklyn	71 37	
												277	A	Fairleigh Dickinson	56 58	
												278	A	Colgate	62 54	
												280	A	St. Francis Brooklyn	52 73	
												310	A	Air Force	65 59	
												346	H	NJIT	79 49	

LAST 12 Division I GAMES:																
				82	H	Navy	46 55	245	H	Holy Cross	62 70					
				233	H	Lafayette	48 39	82	A	Navy	44 70					
				59	A	American	63 71	233	A	Lafayette	65 60					
				234	H	Loyola Maryland	62 47	59	H	American	46 64					
				278	A	Colgate	62 54	130	A	Bucknell	36 60					
				163	A	Lehigh	55 59	234	A	Loyola Maryland	69 62					

Non-Div I Games: St. Joseph's (Brkln)107 46

Army West Point

Average RPI Win: 244

Average RPI Loss: 158

WON-LOST
RECORDWINNING
PCT. RANKLAST 10
GAMESSTRENGTH OF
SCHEDULEOPP. STRENGTH
OF SCHEDULETEAM
RPIADJ.
RPICONF.
RPIADJ CONF.
RPIDIV. I ONLY
DIV. I NON-CONF.14- 10
8- 4125
875- 5
0- 0280
335233
249180
188180
18820
2420
24

TOTALS

RPI 1-25

RPI 26-50

W-L RECORDS

RPI 51-100

RPI 101-999

RPI 201+

14- 10

0- 0

0- 0

OVERALL

1- 3

13- 7

10- 4

7- 3

0- 0

0- 0

HOME

1- 1

6- 2

4- 1

6- 6

0- 0

0- 0

AWAY

0- 2

6- 4

5- 2

1- 1

0- 0

0- 0

NEUTRAL

0- 0

1- 1

1- 1

8- 4

0- 0

0- 0

NON-CONFERENCE

0- 0

8- 4

6- 3

4- 0

0- 0

0- 0

HOME

0- 0

4- 0

2- 0

3- 3

0- 0

0- 0

AWAY

0- 0

3- 3

3- 2

1- 1

0- 0

0- 0

NEUTRAL

0- 0

1- 1

1- 1

6- 6

0- 0

0- 0

CONFERENCE

1- 3

5- 3

4- 1

3- 3

0- 0

0- 0

HOME

1- 1

2- 2

2- 1

3- 3

0- 0

0- 0

AWAY

0- 2

3- 1

2- 0

0- 0

0- 0

0- 0

NEUTRAL

0- 0

0- 0

0- 0

RPI 1-25

RPI 26-50

RPI 51-100

RPI 101+



Team's RPI: 180



RPI S Opponent Score



RPI S Opponent Score


RPI S Opponent Score



RPI S Opponent Score


70  Maine 46  77


70  Maine 46  56



83  Albany (NY) 53  66



83  Albany (NY) 74 68


114  Dartmouth 49  57



137  Northeastern 65 50



152  Binghamton 63 61


152  Binghamton 52  54


161  Hartford 49  85


198  Boston U. 72 57

207  Boston College 55  64


212  Xavier 66  71


213  Stony Brook 51 50



237 N La Salle 51  59


248  Manhattan 68 55


258 N Fairfield 71 61


267  Cornell 48 45


274  Vermont 52 49


274  Vermont 53  58

288  Sacred Heart 74 47




293  Bryant 74 65




328  UMBC 56 51



329  Wagner 65 53




347  UMass Lowell 66 45





LAST 12 Division I GAMES:




70  Maine 46  77 213  Stony Brook 51 50

274  Vermont 53  58 274  Vermont 52 49

83  Albany (NY) 74 68 347  UMass Lowell 66 45

161  Hartford 49  85 152  Binghamton 63 61

152  Binghamton 52  54 83  Albany (NY) 53  66

70  Maine 46  56 328  UMBC 56 51

Non-Div I Games:

Colby-Sawyer

64 40

New Hampshire

Average RPI Win: 291

Average RPI Loss: 82

WON-LOST
RECORDWINNING
PCT. RANKLAST 10
GAMESSTRENGTH OF
SCHEDULEOPP. STRENGTH
OF SCHEDULETEAM
RPIADJ.
RPICONF.
RPIADJ CONF.
RPIDIV. I ONLY
DIV. I NON-CONF.13- 12
8- 6169
1435- 5
1- 0237
288172
212181
205181
20514
1714
17

TOTALS

RPI 1-25

RPI 26-50

W-L RECORDS

RPI 51-100

RPI 101-999

RPI 201+

13- 12

0- 0

0- 3

OVERALL

0- 6

13- 3

12- 0

4- 5

0- 0

0- 2

HOME

0- 2

4- 1

4- 0

8- 5

0- 0

0- 1

AWAY

0- 2

8- 2

8- 0

1- 2

0- 0

0- 0

NEUTRAL

0- 2

1- 0

0- 0

8- 6

0- 0

0- 1

NON-CONFERENCE

0- 4

8- 1

7- 0

2- 3

0- 0

0- 1

HOME

0- 1

2- 1

2- 0

5- 1

0- 0

0- 0

AWAY

0- 1

5- 0

5- 0

1- 2

0- 0

0- 0

NEUTRAL

0- 2

1- 0

0- 0

5- 6

0- 0

0- 2

CONFERENCE

0- 2

5- 2

5- 0

2- 2

0- 0

0- 1

HOME

0- 1

2- 0

2- 0

3- 4

0- 0

0- 1

AWAY

0- 1

3- 2

3- 0

0- 0

0- 0

0- 0

NEUTRAL

0- 0

0- 0

0- 0

RPI 1-25

RPI 26-50

RPI 51-100

RPI 101+

Team's RPI: 181

RPI S Opponent Score

RPI S Opponent Score

RPI S Opponent Score

RPI S Opponent Score

31 H Northern Colo. 63 71

39 A South Dakota St. 59 95

39 H South Dakota St. 58 69

59 A American 53 66

73 H Wyoming 51 61

74 A South Dakota 51 79

74 H South Dakota 60 82

87 N Liberty 69 82

93 N Miami (OH) 52 69

107 A Western Ill. 93 118

116 H Colorado St. 56 61

196 A Oral Roberts 60 90

200 N Eastern Mich. 60 54

229 A Omaha 85 74

266 A UMKC 77 68

281 A North Dakota St. 78 73

281 H North Dakota St. 98 79

297 A Utah St. 74 72

310 A Air Force 75 54

313 A Cal St. Fullerton 83 58

315 A Fort Wayne 73 55

315 H Fort Wayne 86 65

320 H Northern Ariz. 80 73

327 H Utah Valley 72 53

328 A UMBC 70 48

LAST 12 Division I GAMES:

281 A North Dakota St. 78 73

39 A South Dakota St. 59 95

315 H Fort Wayne 86 65

74 H South Dakota 60 82

107 A Western Ill. 93 118

196 A Oral Roberts 60 90

229 A Omaha 85 74

281 H North Dakota St. 98 79

39 H South Dakota St. 58 69

315 A Fort Wayne 73 55

327 H Utah Valley 72 53

74 A South Dakota 51 79

Non-Div I Games:

Chadron St.

99 55

Denver

Loss, Non-Conf, S Site, H Home A Away N Neutral

Average RPI Win:	238	WON-LOST	WINNING	LAST 10	STRENGTH OF	OPP. STRENGTH	TEAM	ADJ.	CONF.	ADJ CONF.
Average RPI Loss:	95	RECORD	PCT. RANK	GAMES	SCHEDULE	OF SCHEDULE	RPI	RPI	RPI	RPI
DIV. I ONLY	11- 12	190	6- 4	179	98	182	182	19	19	
DIV. I NON-CONF.	4- 7	226	0- 0	78	137	167	167	13	13	

TOTALS	RPI 1-25	RPI 26-50	W-L RECORDS	RPI 51-100	RPI 101-999	RPI 201+				
11- 12	0- 1	0- 4	OVERALL	0- 1	11- 6	6- 0				
8- 3	0- 0	0- 1	HOME	0- 0	8- 2	4- 0				
2- 8	0- 1	0- 3	AWAY	0- 0	2- 4	2- 0				
1- 1	0- 0	0- 0	NEUTRAL	0- 1	1- 0	0- 0				
4- 7	0- 1	0- 2	NON-CONFERENCE	0- 1	4- 3	2- 0				
2- 2	0- 0	0- 0	HOME	0- 0	2- 2	1- 0				
1- 4	0- 1	0- 2	AWAY	0- 0	1- 1	1- 0				
1- 1	0- 0	0- 0	NEUTRAL	0- 1	1- 0	0- 0				
7- 5	0- 0	0- 2	CONFERENCE	0- 0	7- 3	4- 0				
6- 1	0- 0	0- 1	HOME	0- 0	6- 0	3- 0				
1- 4	0- 0	0- 1	AWAY	0- 0	1- 3	1- 0				
0- 0	0- 0	0- 0	NEUTRAL	0- 0	0- 0	0- 0				

RPI 1-25				RPI 26-50				RPI 51-100				RPI 101+ Team's RPI: 182			
RPI	S	Opponent	Score	RPI	S	Opponent	Score	RPI	S	Opponent	Score	RPI	S	Opponent	Score
10	A	Oregon	40 81	31	A	Northern Colo.	62 68	75	N	Saint Mary's (CA)	56 76	125	H	BYU	69 73
				31	H	Northern Colo.	65 70					138	A	Portland St.	60 75
				40	A	Purdue	40 65					138	H	Portland St.	64 57
				50	A	Gonzaga	45 69					147	A	Idaho	71 85
												147	H	Idaho	71 64
												148	A	Fresno St.	56 81
												154	H	Cal Poly	75 72
												170	A	North Dakota	79 81
												170	H	North Dakota	74 70
												176	H	Boise St.	57 61
												194	N	UT Martin	61 58
												268	A	Sacramento St.	83 72
												268	H	Sacramento St.	83 76
												310	A	Air Force	65 63
												320	H	Northern Ariz.	82 62
												323	H	Southern Utah	58 41
												327	H	Utah Valley	61 41

LAST 12 Division I GAMES:															
				147	A	Idaho	71 85	320	H	Northern Ariz.	82 62				
				138	H	Portland St.	64 57	147	H	Idaho	71 64				
				268	H	Sacramento St.	83 76	268	A	Sacramento St.	83 72				
				31	A	Northern Colo.	62 68	138	A	Portland St.	60 75				
				170	A	North Dakota	79 81	170	H	North Dakota	74 70				
				323	H	Southern Utah	58 41	31	H	Northern Colo.	65 70				

Non-Div I Games: Multnomah 88 42

Eastern Wash.

Average RPI	Win: 222	WON-LOST	WINNING	LAST 10	STRENGTH OF	OPP. STRENGTH	TEAM	ADJ.	CONF.	ADJ CONF.
Average RPI	Loss: 64	RECORD	PCT. RANK	GAMES	SCHEDULE	OF SCHEDULE	RPI	RPI	RPI	RPI
DIV. I ONLY	10- 14	218	1- 9	79	77	183	183	8	8	
DIV. I NON-CONF.	8- 5	111	0- 1	188	96	176	176	7	7	

TOTALS	RPI 1-25	RPI 26-50	W-L RECORDS	RPI 51-100	RPI 101-999	RPI 201+				
10- 14	0- 4	0- 4	OVERALL	1- 2	9- 4	5- 0				
8- 9	0- 4	0- 2	HOME	1- 2	7- 1	3- 0				
2- 5	0- 0	0- 0	AWAY	0- 0	2- 1	2- 0				
0- 0	0- 0	0- 0	NEUTRAL	0- 0	0- 0	0- 0				
8- 5	0- 3	0- 0	NON-CONFERENCE	1- 1	7- 1	5- 0				
6- 5	0- 3	0- 0	HOME	1- 1	5- 1	3- 0				
2- 0	0- 0	0- 0	AWAY	0- 0	2- 0	2- 0				
0- 0	0- 0	0- 0	NEUTRAL	0- 0	0- 0	0- 0				
2- 9	0- 1	0- 4	CONFERENCE	0- 1	2- 3	0- 0				
2- 4	0- 1	0- 2	HOME	0- 1	2- 0	0- 0				
0- 5	0- 0	0- 2	AWAY	0- 0	0- 3	0- 0				
0- 0	0- 0	0- 0	NEUTRAL	0- 0	0- 0	0- 0				

RPI 1-25				RPI 26-50				RPI 51-100				RPI 101+				Team's RPI: 183
RPI	S	Opponent	Score	RPI	S	Opponent	Score	RPI	S	Opponent	Score	RPI	S	Opponent	Score	
2	H	UConn	57 113	29	A	South Fla.	60 76	63	H	Houston	75 99	105	A	Tulane	65 69	
16	H	South Carolina	60 87	29	H	South Fla.	73 89	78	H	Penn	59 74	118	H	Ole Miss	48 64	
20	H	Rutgers	67 84	42	A	UCF	46 76	80	H	Harvard	86 64	133	A	Cincinnati	72 80	
25	H	Villanova	65 69	42	H	UCF	57 64					164	H	Saint Joseph's	69 66	
												169	H	Marist	83 77	
												171	H	Tulsa	76 75	
												191	A	SMU	56 60	
												191	H	SMU	55 52	
												206	H	Hampton	65 56	
												237	A	La Salle	69 52	
												329	H	Wagner	70 36	
												330	H	Delaware St.	96 72	
												340	A	Iona	59 54	

LAST 12 Division I GAMES:																
42	H	UCF	57 64	2	H	UConn	57 113	63	H	Houston	75 99	133	A	Cincinnati	72 80	
105	A	Tulane	65 69	29	H	South Fla.	73 89	78	H	Penn	59 74	164	H	Saint Joseph's	69 66	
171	H	Tulsa	76 75	42	A	UCF	46 76	80	H	Harvard	86 64	169	H	Marist	83 77	
191	A	SMU	56 60									191	H	SMU	55 52	
29	A	South Fla.	60 76									206	H	Hampton	65 56	
78	H	Penn	59 74									237	A	La Salle	69 52	

Non-Div I Games:

Temple

W
i
s
c
o
n
s
i
n

Wisconsin				Through Games Of Feb. 10, 2018							
Average RPI	Win:	214	WON-LOST	WINNING	LAST 10	STRENGTH OF	OPP. STRENGTH	TEAM	ADJ.	CONF.	ADJ CONF.
Average RPI	Loss:	58	RECORD	PCT. RANK	GAMES	SCHEDULE	OF SCHEDULE	RPI	RPI	RPI	RPI
DIV. I ONLY			9- 16	254	2- 8	77	44	184	184	3	3
DIV. I NON-CONF.			7- 6	165	0- 0	191	53	159	159	4	4

TOTALS		RPI 1-25		RPI 26-50		W-L RECORDS		RPI 51-100	RPI 101-999	RPI 201+	
9- 16		0- 4		0- 6		OVERALL		0- 4	9- 2	4- 0	
6- 8		0- 4		0- 2		HOME		0- 1	6- 1	3- 0	
2- 7		0- 0		0- 3		AWAY		0- 3	2- 1	1- 0	
1- 1		0- 0		0- 1		NEUTRAL		0- 0	1- 0	0- 0	
7- 6		0- 1		0- 2		NON-CONFERENCE		0- 2	7- 1	3- 0	
5- 2		0- 1		0- 0		HOME		0- 0	5- 1	3- 0	
1- 3		0- 0		0- 1		AWAY		0- 2	1- 0	0- 0	
1- 1		0- 0		0- 1		NEUTRAL		0- 0	1- 0	0- 0	
2- 10		0- 3		0- 4		CONFERENCE		0- 2	2- 1	1- 0	
1- 6		0- 3		0- 2		HOME		0- 1	1- 0	0- 0	
1- 4		0- 0		0- 2		AWAY		0- 1	1- 1	1- 0	
0- 0		0- 0		0- 0		NEUTRAL		0- 0	0- 0	0- 0	

RPI 1-25				RPI 26-50				RPI 51-100				RPI 101+ Team's RPI: 184			
RPI	S	Opponent	Score	RPI	S	Opponent	Score	RPI	S	Opponent	Score	RPI	S	Opponent	Score
5	H	Ohio St.	55 68	32	A	Marquette	65 88	71	A	Indiana	55 69	111	H	Milwaukee	64 67
12	H	Green Bay	34 67	35	H	Michigan	57 80	79	H	Penn St.	62 69	120	N	Vanderbilt	73 71
15	H	Maryland	44 71	37	N	Syracuse	74 77	92	A	George Washington	46 61	145	A	Pittsburgh	58 57
19	H	Iowa	46 56	40	A	Purdue	35 57	99	A	Butler	62 69	177	H	Southern U.	77 74
				47	A	Minnesota	65 90					185	A	Northwestern	60 69
				47	H	Minnesota	61 71					185	H	Northwestern	58 46
												186	H	Charlotte	80 66
												211	A	Illinois	70 61
												237	H	La Salle	71 60
												321	H	UTRGV	82 54
												343	H	Savannah St.	82 24

LAST 12 Division I GAMES:															
5	H	Ohio St.	55 68	79	H	Penn St.	62 69								
47	H	Minnesota	61 71	185	A	Northwestern	60 69								
211	A	Illinois	70 61	15	H	Maryland	44 71								
71	A	Indiana	55 69	35	H	Michigan	57 80								
185	H	Northwestern	58 46	40	A	Purdue	35 57								
47	A	Minnesota	65 90	19	H	Iowa	46 56								

Non-Div I Games:

Wisconsin

W
i
s
c
o
n
s
i
n

Average RPI	Win:	230	WON-LOST	WINNING	LAST 10	STRENGTH OF	OPP. STRENGTH	TEAM	ADJ.	CONF.	ADJ CONF.
Average RPI	Loss:	66	RECORD	PCT. RANK	GAMES	SCHEDULE	OF SCHEDULE	RPI	RPI	RPI	RPI
DIV. I ONLY		9- 16		254	2- 8	85	79	185	185	3	3
DIV. I NON-CONF.		7- 7		170	1- 0	168	128	180	180	4	4

TOTALS	RPI 1-25		RPI 26-50		W-L RECORDS	RPI 51-100		RPI 101-999		RPI 201+	
9- 16	0- 3		0- 5		OVERALL	1- 4		8- 4		6- 0	
5- 7	0- 3		0- 2		HOME	0- 1		5- 1		4- 0	
3- 7	0- 0		0- 0		AWAY	0- 1		3- 0		2- 0	
1- 2	0- 0		0- 0		NEUTRAL	1- 1		0- 1		0- 0	
7- 7	0- 2		0- 1		NON-CONFERENCE	1- 1		6- 3		5- 0	
4- 3	0- 2		0- 0		HOME	0- 0		4- 1		4- 0	
2- 2	0- 0		0- 1		AWAY	0- 0		2- 1		1- 0	
1- 2	0- 0		0- 0		NEUTRAL	1- 1		0- 1		0- 0	
2- 9	0- 1		0- 4		CONFERENCE	0- 3		2- 1		1- 0	
1- 4	0- 1		0- 2		HOME	0- 1		1- 0		0- 0	
1- 5	0- 0		0- 2		AWAY	0- 2		1- 1		1- 0	
0- 0	0- 0		0- 0		NEUTRAL	0- 0		0- 0		0- 0	

RPI	S	Opponent	Score	RPI	S	Opponent	Score	RPI	S	Opponent	Score	RPI	S	Opponent	Score	Team's RPI: 185
12	H	Green Bay	57 63	35	A	Michigan	63 84	58	H	Nebraska	59 69	111	H	Milwaukee	57 66	
15	H	Maryland	65 68	35	H	Michigan	59 80	62	A	Michigan St.	51 81	112	A	Missouri St.	59 90	
24	H	DePaul	63 92	37	A	Syracuse	74 81	71	A	Indiana	73 78	122	N	Georgetown	54 55	
				40	A	Purdue	60 63	91	N	Auburn	49 48	184	A	Wisconsin	46 58	
				47	H	Minnesota	63 90	98	N	Chattanooga	44 61	184	H	Wisconsin	69 60	
												194	A	UT Martin	71 63	
												211	A	Illinois	74 59	
												213	H	Stony Brook	68 36	
												216	H	Oakland	88 70	
												276	H	Santa Clara	57 47	
												339	A	Chicago St.	63 36	
												344	H	Eastern Ill.	74 40	

LAST 12 Division I GAMES:																
35	A	Michigan	63 84	184	H	Wisconsin	69 60									
71	A	Indiana	73 78	58	H	Nebraska	59 69									
35	H	Michigan	59 80	62	A	Michigan St.	51 81									
15	H	Maryland	65 68	211	A	Illinois	74 59									
184	A	Wisconsin	46 58	47	H	Minnesota	63 90									
40	A	Purdue	60 63	344	H	Eastern Ill.	74 40									

Non-Div I Games:

Northwestern

Average RPI Win:	254	WON-LOST	WINNING	LAST 10	STRENGTH OF	OPP. STRENGTH	TEAM	ADJ.	CONF.	ADJ CONF.
Average RPI Loss:	111	RECORD	PCT. RANK	GAMES	SCHEDULE	OF SCHEDULE	RPI	RPI	RPI	RPI
DIV. I ONLY	10- 13	211	6- 4	129	167	186	186	18	18	
DIV. I NON-CONF.	4- 9	249	1- 1	82	93	206	206	19	19	

TOTALS	RPI 1-25	RPI 26-50	W-L RECORDS	RPI 51-100	RPI 101-999	RPI 201+				
10- 13	0- 2	0- 1	OVERALL	1- 3	9- 7	7- 2				
7- 3	0- 1	0- 0	HOME	1- 2	6- 0	5- 0				
3- 8	0- 0	0- 0	AWAY	0- 1	3- 7	2- 2				
0- 2	0- 1	0- 1	NEUTRAL	0- 0	0- 0	0- 0				
4- 9	0- 2	0- 1	NON-CONFERENCE	1- 2	3- 4	3- 1				
3- 2	0- 1	0- 0	HOME	1- 1	2- 0	2- 0				
1- 5	0- 0	0- 0	AWAY	0- 1	1- 4	1- 1				
0- 2	0- 1	0- 1	NEUTRAL	0- 0	0- 0	0- 0				
6- 4	0- 0	0- 0	CONFERENCE	0- 1	6- 3	4- 1				
4- 1	0- 0	0- 0	HOME	0- 1	4- 0	3- 0				
2- 3	0- 0	0- 0	AWAY	0- 0	2- 3	1- 1				
0- 0	0- 0	0- 0	NEUTRAL	0- 0	0- 0	0- 0				

RPI 1-25				RPI 26-50				RPI 51-100				RPI 101+ Team's RPI: 186			
RPI	S	Opponent	Score	RPI	S	Opponent	Score	RPI	S	Opponent	Score	RPI	S	Opponent	Score
19	N	Iowa	64 77	39	N	South Dakota St.	70 71	54	H	Mercer	74 90	101	A	Wake Forest	69 71
20	H	Rutgers	54 77					67	H	Duquesne	75 72	113	A	Middle Tenn.	45 64
								94	A	Arkansas	72 73	135	A	UTEP	58 67
								96	H	Rice	55 62	159	A	Davidson	66 68
												184	A	Wisconsin	66 80
												195	A	Southern Miss.	85 79
												195	H	Southern Miss.	66 56
												209	A	East Carolina	55 58
												222	A	North Texas	68 73
												247	A	UNC Asheville	51 47
												283	A	Old Dominion	63 60
												295	H	UTSA	88 75
												302	H	FIU	80 57
												303	H	Coppin St.	78 49
												318	H	South Carolina St.	64 49
												334	H	Marshall	67 61

LAST 12 Division I GAMES:															
295	H	UTSA	88 75	222	A	North Texas	68 73								
302	H	FIU	80 57	135	A	UTEP	58 67								
334	H	Marshall	67 61	283	A	Old Dominion	63 60								
113	A	Middle Tenn.	45 64	195	H	Southern Miss.	66 56								
195	A	Southern Miss.	85 79	54	H	Mercer	74 90								
96	H	Rice	55 62	318	H	South Carolina St.	64 49								

Non-Div I Games:

Charlotte

■ Loss,
 ■ Non-Conf,
 ■ S Site,
 ■ Home
 ■ Away
 N Neutral

Average RPI Win:	251	WON-LOST	WINNING	LAST 10	STRENGTH OF	OPP. STRENGTH	TEAM	ADJ.	CONF.	ADJ CONF.
Average RPI Loss:	134	RECORD	PCT. RANK	GAMES	SCHEDULE	OF SCHEDULE	RPI	RPI	RPI	RPI
DIV. I ONLY	13- 11	151	6- 4	269	178	187	187	23	23	
DIV. I NON-CONF.	5- 6	187	0- 0	152	79	156	156	23	23	

TOTALS	RPI 1-25	RPI 26-50	W-L RECORDS	RPI 51-100	RPI 101-999	RPI 201+				
13- 11	0- 0	0- 1	OVERALL	0- 2	13- 8	8- 1				
8- 3	0- 0	0- 0	HOME	0- 1	8- 2	5- 0				
5- 8	0- 0	0- 1	AWAY	0- 1	5- 6	3- 1				
0- 0	0- 0	0- 0	NEUTRAL	0- 0	0- 0	0- 0				
5- 6	0- 0	0- 1	NON-CONFERENCE	0- 2	5- 3	2- 0				
4- 1	0- 0	0- 0	HOME	0- 1	4- 0	2- 0				
1- 5	0- 0	0- 1	AWAY	0- 1	1- 3	0- 0				
0- 0	0- 0	0- 0	NEUTRAL	0- 0	0- 0	0- 0				
8- 5	0- 0	0- 0	CONFERENCE	0- 0	8- 5	6- 1				
4- 2	0- 0	0- 0	HOME	0- 0	4- 2	3- 0				
4- 3	0- 0	0- 0	AWAY	0- 0	4- 3	3- 1				
0- 0	0- 0	0- 0	NEUTRAL	0- 0	0- 0	0- 0				

RPI S Opponent	Score	RPI S Opponent	Score	RPI S Opponent	Score	RPI S Opponent	Score	Team's RPI: 187
		29 A South Fla.	55 98	71 A Indiana	51 93	115 A Little Rock	43 53	
				72 H Belmont	52 83	118 A Ole Miss	48 74	
						124 A South Ala.	75 60	
						135 H UTEP	76 73	
						145 A Pittsburgh	47 87	
						153 H Texas St.	55 67	
						160 H Louisiana	75 77	
						165 A Florida	70 69	
						168 A Troy	78 95	
						171 A Tulsa	58 68	
						178 H UT Arlington	85 80	
						194 H UT Martin	84 73	
						231 H Grambling	76 56	
						272 A Appalachian St.	66 68	
						275 A Coastal Caro.	70 63	
						319 A Georgia St.	75 58	
						319 H Georgia St.	76 63	
						325 A Ga. Southern	71 62	
						325 H Ga. Southern	69 48	
						332 H Tennessee St.	68 62	
						337 H La. -Monroe	76 62	
LAST 12 Division I GAMES:								
124 A South Ala.	75 60	115 A Little Rock	43 53					
168 A Troy	78 95	178 H UT Arlington	85 80					
325 H Ga. Southern	69 48	153 H Texas St.	55 67					
319 H Georgia St.	76 63	319 A Georgia St.	75 58					
272 A Appalachian St.	66 68	325 A Ga. Southern	71 62					
275 A Coastal Caro.	70 63	160 H Louisiana	75 77					

Non-Div I Games:

Arkansas St.

Average RPI Win: 225
Average RPI Loss: 159

WON-LOST
RECORD

WINNING
PCT. RANK

LAST 10
GAMES

STRENGTH OF
SCHEDULE

OPP. STRENGTH
OF SCHEDULE

TEAM
RPI

ADJ.
RPI

CONF.
RPI

ADJ CONF.
RPI

DIV. I ONLY	12- 11	163	4- 5	252	155	188	188	17	17
DIV. I NON-CONF.	7- 5	132	0- 0	281	177	153	153	16	16

TOTALS	RPI 1-25	RPI 26-50	W-L RECORDS	RPI 51-100	RPI 101-999	RPI 201+			
12- 11	0- 1	0- 0	OVERALL	2- 2	10- 8	8- 5			
8- 2	0- 0	0- 0	HOME	1- 1	7- 1	5- 0			
3- 8	0- 0	0- 0	AWAY	0- 0	3- 3	3- 2			
1- 1	0- 0	0- 0	NEUTRAL	1- 0	0- 1	0- 1			
7- 5	0- 1	0- 0	NON-CONFERENCE	1- 0	6- 4	5- 3			
4- 0	0- 0	0- 0	HOME	0- 0	4- 0	3- 0			
2- 4	0- 1	0- 0	AWAY	0- 0	2- 3	2- 2			
1- 1	0- 0	0- 0	NEUTRAL	1- 0	0- 1	0- 1			
5- 6	0- 0	0- 0	CONFERENCE	1- 2	4- 4	3- 2			
4- 2	0- 0	0- 0	HOME	1- 1	3- 1	2- 0			
1- 4	0- 0	0- 0	AWAY	0- 1	1- 3	1- 2			
0- 0	0- 0	0- 0	NEUTRAL	0- 0	0- 0	0- 0			

RPI 1-25				RPI 26-50				RPI 51-100				RPI 101+				Team's RPI: 188
RPI	S	Opponent	Score	RPI	S	Opponent	Score	RPI	S	Opponent	Score	RPI	S	Opponent	Score	
23	A	Georgia	44 79					54	A	Mercer	53 65	102	A	North Carolina	56 84	
								54	H	Mercer	64 86	126	H	ETSU	57 69	
								76	N	Ohio	70 68	159	H	Davidsen	65 62	
								98	H	Chattanooga	58 57	162	A	Samford	58 62	
												162	H	Samford	45 41	
												212	N	Xavier	62 75	
												220	A	Gardner-Webb	57 71	
												221	A	UNCG	74 76	
												221	H	UNCG	55 54	
												247	A	UNC Asheville	71 63	
												257	H	Col. of Charleston	72 58	
												270	A	Presbyterian	75 76	
												282	H	UNCW	76 71	
												287	H	Kennesaw St.	78 59	
												290	A	USC Upstate	80 59	
												304	A	Wofford	48 79	
												312	A	Western Caro.	68 59	
												312	H	Western Caro.	66 46	

LAST 12 Division I GAMES:																
312	H	Western Caro.	66 46	126	H	ETSU	57 69									
221	H	UNCG	55 54	221	A	UNCG	74 76									
162	A	Samford	58 62	312	A	Western Caro.	68 59									
54	A	Mercer	53 65	54	H	Mercer	64 86									
304	A	Wofford	48 79	162	H	Samford	45 41									
98	H	Chattanooga	58 57	270	A	Presbyterian	75 76									

Non-Div I Games: Pfeiffer 102 51 Bob Jones 93 46 Converse 80 41

Furman

Loss, Non-Conf, S Site, H Home A Away N Neutral

Average RPI Win:	222	WON-LOST	WINNING	LAST 10	STRENGTH OF	OPP. STRENGTH	TEAM	ADJ.	CONF.	ADJ CONF.
Average RPI Loss:	125	RECORD	PCT. RANK	GAMES	SCHEDULE	OF SCHEDULE	RPI	RPI	RPI	RPI
DIV. I ONLY	10- 12	206	3- 7	144	124	189	189	16	16	
DIV. I NON-CONF.	6- 4	122	0- 0	138	122	137	137	15	15	

TOTALS	RPI 1-25	RPI 26-50	W-L RECORDS	RPI 51-100	RPI 101-999	RPI 201+				
10- 12	0- 1	0- 1	OVERALL	0- 5	10- 5	6- 3				
7- 4	0- 1	0- 0	HOME	0- 1	7- 2	4- 1				
2- 7	0- 0	0- 0	AWAY	0- 4	2- 3	1- 2				
1- 1	0- 0	0- 1	NEUTRAL	0- 0	1- 0	1- 0				
6- 4	0- 1	0- 1	NON-CONFERENCE	0- 1	6- 1	4- 1				
4- 2	0- 1	0- 0	HOME	0- 0	4- 1	2- 1				
1- 1	0- 0	0- 0	AWAY	0- 1	1- 0	1- 0				
1- 1	0- 0	0- 1	NEUTRAL	0- 0	1- 0	1- 0				
4- 8	0- 0	0- 0	CONFERENCE	0- 4	4- 4	2- 2				
3- 2	0- 0	0- 0	HOME	0- 1	3- 1	2- 0				
1- 6	0- 0	0- 0	AWAY	0- 3	1- 3	0- 2				
0- 0	0- 0	0- 0	NEUTRAL	0- 0	0- 0	0- 0				

RPI 1-25				RPI 26-50				RPI 51-100				RPI 101+				Team's RPI: 189
RPI	S	Opponent	Score	RPI	S	Opponent	Score	RPI	S	Opponent	Score	RPI	S	Opponent	Score	
2	H	UConn	57 88	49	N	Oregon St.	49 89	73	A	Wyoming	60 66	116	H	Colorado St.	59 65	
								73	H	Wyoming	62 65	138	H	Portland St.	67 55	
								86	A	New Mexico	68 72	148	A	Fresno St.	55 68	
								89	A	Utah	61 87	148	H	Fresno St.	90 73	
								90	A	UNLV	75 77	176	A	Boise St.	72 68	
												191	H	SMU	80 72	
												219	A	Seattle U	74 65	
												227	H	Pepperdine	72 77	
												235	N	Montana St.	67 53	
												252	A	San Diego St.	72 75	
												254	H	San Jose St.	91 63	
												268	H	Sacramento St.	95 68	
												276	H	Santa Clara	52 41	
												297	A	Utah St.	57 79	
												310	H	Air Force	70 60	

LAST 12 Division I GAMES:																
252	A	San Diego St.	72 75	254	H	San Jose St.	91 63									
90	A	UNLV	75 77	297	A	Utah St.	57 79									
116	H	Colorado St.	59 65	310	H	Air Force	70 60									
148	A	Fresno St.	55 68	73	A	Wyoming	60 66									
73	H	Wyoming	62 65	86	A	New Mexico	68 72									
176	A	Boise St.	72 68	148	H	Fresno St.	90 73									

Non-Div I Games: Stanislaus St. 81 60

Nevada

Average RPI Win:	255	WON-LOST	WINNING	LAST 10	STRENGTH OF	OPP. STRENGTH	TEAM	ADJ.	CONF.	ADJ CONF.
Average RPI Loss:	120	RECORD	PCT. RANK	GAMES	SCHEDULE	OF SCHEDULE	RPI	RPI	RPI	RPI
DIV. I ONLY	10- 13	211	6- 4	189	183	190	190	11	11	
DIV. I NON-CONF.	2- 7	286	0- 0	215	214	274	274	14	14	

TOTALS	RPI 1-25	RPI 26-50	W-L RECORDS	RPI 51-100	RPI 101-999	RPI 201+				
10- 13	0- 1	0- 0	OVERALL	1- 4	9- 8	8- 2				
4- 5	0- 0	0- 0	HOME	0- 2	4- 3	4- 1				
6- 8	0- 1	0- 0	AWAY	1- 2	5- 5	4- 1				
0- 0	0- 0	0- 0	NEUTRAL	0- 0	0- 0	0- 0				
2- 7	0- 0	0- 0	NON-CONFERENCE	0- 1	2- 6	2- 1				
1- 2	0- 0	0- 0	HOME	0- 0	1- 2	1- 0				
1- 5	0- 0	0- 0	AWAY	0- 1	1- 4	1- 1				
0- 0	0- 0	0- 0	NEUTRAL	0- 0	0- 0	0- 0				
8- 6	0- 1	0- 0	CONFERENCE	1- 3	7- 2	6- 1				
3- 3	0- 0	0- 0	HOME	0- 2	3- 1	3- 1				
5- 3	0- 1	0- 0	AWAY	1- 1	4- 1	3- 0				
0- 0	0- 0	0- 0	NEUTRAL	0- 0	0- 0	0- 0				

RPI 1-25				RPI 26-50				RPI 51-100				RPI 101+ Team's RPI: 190			
RPI	S	Opponent	Score	RPI	S	Opponent	Score	RPI	S	Opponent	Score	RPI	S	Opponent	Score
12	A	Green Bay	56 65					59	A	American	72 78	111	A	Milwaukee	61 62
								68	A	IUPUI	70 67	123	A	Saint Francis (PA)	65 79
								68	H	IUPUI	43 65	127	A	Cleveland St.	66 52
								97	A	Wright St.	50 73	130	H	Bucknell	60 66
								97	H	Wright St.	59 69	136	A	Robert Morris	52 84
												143	H	Kent St.	44 55
												145	A	Pittsburgh	58 66
												216	A	Oakland	86 76
												216	H	Oakland	48 58
												223	A	Akron	58 75
												243	H	Northern Ky.	54 51
												296	A	Loyola Chicago	73 49
												316	A	Detroit Mercy	72 52
												316	H	Detroit Mercy	76 59
												320	H	Northern Ari z.	69 67
												324	A	Ill. -Chicago	71 52
												324	H	Ill. -Chicago	76 63

LAST 12 Division I GAMES:															
324	A	Ill. -Chicago	71 52	127	A	Cleveland St.	66 52	97	A	Wright St.	50 73				
68	A	IUPUI	70 67					111	A	Milwaukee	61 62				
316	A	Detroit Mercy	72 52					12	A	Green Bay	56 65				
216	A	Oakland	86 76					68	H	IUPUI	43 65				
97	H	Wright St.	59 69					324	H	Ill. -Chicago	76 63				
243	H	Northern Ky.	54 51												

Non-Div I Games: Ohio Valley 86 59 Penn St.-Beaver 97 40

Youngstown St.

Average RPI Win:	208	WON-LOST	WINNING	LAST 10	STRENGTH OF	OPP. STRENGTH	TEAM	ADJ.	CONF.	ADJ CONF.
Average RPI Loss:	98	RECORD	PCT. RANK	GAMES	SCHEDULE	OF SCHEDULE	RPI	RPI	RPI	RPI
DIV. I ONLY	7- 17	278	2- 8	49	86	191	191	8	8	
DIV. I NON-CONF.	5- 8	220	1- 0	89	148	211	211	7	7	

TOTALS	RPI 1-25	RPI 26-50	W-L RECORDS	RPI 51-100	RPI 101-999	RPI 201+				
7- 17	0- 4	0- 2	OVERALL	1- 2	6- 9	4- 1				
5- 7	0- 1	0- 1	HOME	1- 1	4- 4	4- 1				
2- 7	0- 1	0- 1	AWAY	0- 1	2- 4	0- 0				
0- 3	0- 2	0- 0	NEUTRAL	0- 0	0- 1	0- 0				
5- 8	0- 2	0- 0	NON-CONFERENCE	1- 1	4- 5	3- 1				
4- 3	0- 0	0- 0	HOME	1- 1	3- 2	3- 1				
1- 2	0- 0	0- 0	AWAY	0- 0	1- 2	0- 0				
0- 3	0- 2	0- 0	NEUTRAL	0- 0	0- 1	0- 0				
2- 9	0- 2	0- 2	CONFERENCE	0- 1	2- 4	1- 0				
1- 4	0- 1	0- 1	HOME	0- 0	1- 2	1- 0				
1- 5	0- 1	0- 1	AWAY	0- 1	1- 2	0- 0				
0- 0	0- 0	0- 0	NEUTRAL	0- 0	0- 0	0- 0				

RPI 1-25				RPI 26-50				RPI 51-100				RPI 101+ Team's RPI: 191			
RPI	S	Opponent	Score	RPI	S	Opponent	Score	RPI	S	Opponent	Score	RPI	S	Opponent	Score
2	A	UConn	49 97	29	H	South Fla.	62 81	63	A	Houston	55 66	115	A	Little Rock	57 86
2	H	UConn	36 93	42	A	UCF	41 61	68	H	IUPUI	57 80	120	A	Vanderbilt	71 60
5	N	Ohio St.	69 100					81	H	UAB	64 62	133	A	Cincinnati	53 64
24	N	DePaul	67 81									143	N	Kent St.	55 70
												157	A	Louisiana Tech	40 65
												158	A	Wichita St.	61 69
												158	H	Wichita St.	64 77
												171	A	Tulsa	69 48
												172	H	Southern Ill.	56 68
												191	H	SMU	35 53
												209	H	East Carolina	72 36
												211	H	Illinois	47 63
												231	H	Grambling	57 48
												309	H	Jackson St.	64 53
												332	H	Tennessee St.	79 75

LAST 12 Division I GAMES:															
191	H	SMU	35 53	29	H	South Fla.	62 81	171	A	Tulsa	69 48				
63	A	Houston	55 66					158	A	Wichita St.	61 69				
42	A	UCF	41 61					209	H	East Carolina	72 36				
158	H	Wichita St.	64 77					2	A	UConn	49 97				
2	H	UConn	36 93					231	H	Grambling	57 48				
133	A	Cincinnati	53 64												

Non-Div I Games:

Memphis

SMU

S
M
U

SMU

Average RPI	Win:	170	WON-LOST	WINNING	LAST 10	STRENGTH OF	OPP. STRENGTH	TEAM	ADJ.	CONF.	ADJ CONF.
Average RPI	Loss:	96	RECORD	PCT. RANK	GAMES	SCHEDULE	OF SCHEDULE	RPI	RPI	RPI	RPI
DIV. I ONLY		9- 17		262	1- 9	108	67	193	193	6	6
DIV. I NON-CONF.		7- 5		132	0- 0	258	206	185	185	6	6
<hr/>											
TOTALS	RPI 1-25		RPI 26-50		W-L RECORDS	RPI 51-100		RPI 101-999		RPI 201+	
9- 17	0- 3		0- 4		OVERALL	3- 3		6- 7		3- 3	
3- 9	0- 2		0- 2		HOME	1- 1		2- 4		2- 1	
3- 8	0- 1		0- 2		AWAY	1- 2		2- 3		0- 2	
3- 0	0- 0		0- 0		NEUTRAL	1- 0		2- 0		1- 0	
7- 5	0- 0		0- 0		NON-CONFERENCE	1- 2		6- 3		3- 2	
2- 3	0- 0		0- 0		HOME	0- 1		2- 2		2- 1	
2- 2	0- 0		0- 0		AWAY	0- 1		2- 1		0- 1	
3- 0	0- 0		0- 0		NEUTRAL	1- 0		2- 0		1- 0	
2- 12	0- 3		0- 4		CONFERENCE	2- 1		0- 4		0- 1	
1- 6	0- 2		0- 2		HOME	1- 0		0- 2		0- 0	
1- 6	0- 1		0- 2		AWAY	1- 1		0- 2		0- 1	
0- 0	0- 0		0- 0		NEUTRAL	0- 0		0- 0		0- 0	

RPI	S	Opponent	Score	RPI	S	Opponent	Score	RPI	S	Opponent	Score	RPI	S	Opponent	Score
24	A	DePaul	47 81	32	A	Marquette	61 94	61	A	St. John's (NY)	49 44	106	A	Seton Hall	56 65
24	H	DePaul	48 71	32	H	Marquette	60 77	61	H	St. John's (NY)	70 68	106	H	Seton Hall	56 65
25	H	Villanova	55 63	38	A	Creighton	56 73	64	A	Quinnipiac	36 62	119	A	Yale	55 51
				38	H	Creighton	84 87	79	H	Penn St.	51 60	122	H	Georgetown	43 75
								97	N	Wright St.	74 69	132	H	Brown	59 64
								99	A	Butler	57 68	137	A	Northeastern	98 95
												175	N	Stetson	56 45
												207	H	Boston College	63 55
												208	H	Columbia	64 73
												212	A	Xavier	59 68
												288	A	Sacred Heart	75 78
												333	H	Rhode Island	65 41
												343	N	Savannah St.	78 48
<hr/>															
Team's RPI: 193															
<hr/>															
LAST 12 Division I GAMES:															
38	H	Creighton	84 87	212	A	Xavier	59 68	38	A	Creighton	56 73	32	H	Marquette	60 77
24	A	DePaul	47 81	38	A	Creighton	56 73	24	H	DePaul	48 71	106	H	Seton Hall	56 65
32	A	Marquette	61 94	32	H	Marquette	60 77	61	A	St. John's (NY)	49 44	64	A	Quinnipiac	36 62
61	H	St. John's (NY)	70 68	24	H	DePaul	48 71	79	H	Penn St.	51 60	74	N	Wright St.	74 69
106	H	Seton Hall	56 65	106	A	Seton Hall	56 65	97	N	Wright St.	74 69	57	A	Butler	57 68
99	A	Butler	57 68	61	A	St. John's (NY)	49 44								

Non-Div I Games:

Providence

U
T
M
a
r
t
i
n

UT Martin				Through Games Of Feb. 10, 2018							
Average RPI Win:	281	WON-LOST RECORD	WINNING PCT. RANK	LAST 10 GAMES	STRENGTH OF SCHEDULE	OPP. STRENGTH OF SCHEDULE	TEAM RPI	ADJ. RPI	CONF. RPI	ADJ CONF. RPI	
Average RPI Loss:	134										
DIV. I ONLY		12- 12	174	8- 2	211	256	194	194	25	25	
DIV. I NON-CONF.		2- 8	290	0- 0	111	82	264	264	27	27	

TOTALS		RPI 1-25	RPI 26-50		W-L RECORDS		RPI 51-100	RPI 101-999	RPI 201+		
12- 12	0- 1	0- 1		OVERALL		0- 3	12- 7	12- 2			
7- 3	0- 0	0- 0		HOME		0- 1	7- 2	7- 1			
5- 7	0- 1	0- 1		AWAY		0- 1	5- 4	5- 1			
0- 2	0- 0	0- 0		NEUTRAL		0- 1	0- 1	0- 0			
2- 8	0- 1	0- 1		NON-CONFERENCE		0- 2	2- 4	2- 0			
2- 1	0- 0	0- 0		HOME		0- 0	2- 1	2- 0			
0- 5	0- 1	0- 1		AWAY		0- 1	0- 2	0- 0			
0- 2	0- 0	0- 0		NEUTRAL		0- 1	0- 1	0- 0			
10- 4	0- 0	0- 0		CONFERENCE		0- 1	10- 3	10- 2			
5- 2	0- 0	0- 0		HOME		0- 1	5- 1	5- 1			
5- 2	0- 0	0- 0		AWAY		0- 0	5- 2	5- 1			
0- 0	0- 0	0- 0		NEUTRAL		0- 0	0- 0	0- 0			

RPI 1-25				RPI 26-50				RPI 51-100				RPI 101+ Team's RPI: 194			
RPI	S	Opponent	Score	RPI	S	Opponent	Score	RPI	S	Opponent	Score	RPI	S	Opponent	Score
4	A	Louisville	56 91	40	A	Purdue	58 60	72	H	Belmont	63 65	142	A	SIUE	70 73
								75	N	Saint Mary's (CA)	58 69	172	A	Southern Ill.	72 84
								98	A	Chattanooga	82 87	182	N	Eastern Wash.	58 61
												185	H	Northwestern	63 71
												187	A	Arkansas St.	73 84
												210	A	Jacksonville St.	61 57
												217	H	N.C. A&T	76 63
												218	H	Morehead St.	76 81
												225	H	Southeast Mo. St.	72 65
												236	A	Austin Peay	62 69
												236	H	Austin Peay	100 66
												292	A	Murray St.	97 80
												292	H	Murray St.	85 67
												298	A	Tennessee Tech	67 51
												307	A	Eastern Ky.	72 54
												307	H	Eastern Ky.	77 49
												312	H	Western Caro.	62 54
												332	H	Tennessee St.	80 68
												344	A	Eastern Ill.	72 44
LAST 12 Division I GAMES:															
225	H	Southeast Mo. St.	72 65	142	A	SIUE	70 73								
307	A	Eastern Ky.	72 54	344	A	Eastern Ill.	72 44								
292	H	Murray St.	85 67	218	H	Morehead St.	76 81								
236	H	Austin Peay	100 66	307	H	Eastern Ky.	77 49								
298	A	Tennessee Tech	67 51	292	A	Murray St.	97 80								
210	A	Jacksonville St.	61 57	236	A	Austin Peay	62 69								

Non-Div I Games: Rhodes 90 49 Ala.-Huntsville 104 73

UT Martin

U
T
M
a
r
t
i
n

Average RPI Win:	243	WON-LOST	WINNING	LAST 10	STRENGTH OF	OPP. STRENGTH	TEAM	ADJ.	CONF.	ADJ CONF.
Average RPI Loss:	128	RECORD	PCT. RANK	GAMES	SCHEDULE	OF SCHEDULE	RPI	RPI	RPI	RPI
DIV. I ONLY	11- 10	160	5- 5	241	147	195	195	18	18	
DIV. I NON-CONF.	6- 5	153	0- 1	306	74	222	222	19	19	

TOTALS	RPI 1-25	RPI 26-50	W-L RECORDS	RPI 51-100	RPI 101-999	RPI 201+				
11- 10	0- 1	0- 0	OVERALL	1- 3	10- 6	7- 1				
8- 3	0- 0	0- 0	HOME	0- 0	8- 3	6- 1				
3- 7	0- 1	0- 0	AWAY	1- 3	2- 3	1- 0				
0- 0	0- 0	0- 0	NEUTRAL	0- 0	0- 0	0- 0				
6- 5	0- 1	0- 0	NON-CONFERENCE	0- 1	6- 3	5- 0				
5- 1	0- 0	0- 0	HOME	0- 0	5- 1	4- 0				
1- 4	0- 1	0- 0	AWAY	0- 1	1- 2	1- 0				
0- 0	0- 0	0- 0	NEUTRAL	0- 0	0- 0	0- 0				
5- 5	0- 0	0- 0	CONFERENCE	1- 2	4- 3	2- 1				
3- 2	0- 0	0- 0	HOME	0- 0	3- 2	2- 1				
2- 3	0- 0	0- 0	AWAY	1- 2	1- 1	0- 0				
0- 0	0- 0	0- 0	NEUTRAL	0- 0	0- 0	0- 0				

RPI 1-25				RPI 26-50				RPI 51-100				RPI 101+ Team's RPI: 195			
RPI	S	Opponent	Score	RPI	S	Opponent	Score	RPI	S	Opponent	Score	RPI	S	Opponent	Score
3	A	Mississippi St.	56 91					51	A	Western Ky.	60 81	105	H	Tulane	66 58
								66	A	Georgia Tech	44 63	113	A	Middle Tenn.	61 53
								81	A	UAB	80 63	118	A	Ole Miss	59 68
								96	A	Rice	56 62	124	H	South Ala.	57 78
												157	H	Louisiana Tech	65 50
												162	A	Samford	56 61
												186	A	Charlotte	56 66
												186	H	Charlotte	79 85
												283	H	Old Dominion	55 74
												295	H	UTSA	83 60
												301	H	Alcorn	72 67
												305	H	Alabama St.	72 35
												311	A	Northwestern St.	71 59
												331	H	Sam Houston St.	58 38
												334	H	Marshall	70 61
												338	H	Mississippi Val.	84 69

LAST 12 Division I GAMES:															
283	H	Old Dominion	55 74	81	A	UAB	80 63								
334	H	Marshall	70 61	157	H	Louisiana Tech	65 50								
96	A	Rice	56 62	51	A	Western Ky.	60 81								
295	H	UTSA	83 60	186	A	Charlotte	56 66								
186	H	Charlotte	79 85	66	A	Georgia Tech	44 63								
113	A	Middle Tenn.	61 53	162	A	Samford	56 61								

Non-Div I Games: William Carey 82 44 Blue Mountain (MS) 96 46

Southern Miss.

Average RPI Win:	280	WON-LOST	WINNING	LAST 10	STRENGTH OF	OPP. STRENGTH	TEAM	ADJ.	CONF.	ADJ CONF.
Average RPI Loss:	90	RECORD	PCT. RANK	GAMES	SCHEDULE	OF SCHEDULE	RPI	RPI	RPI	RPI
DIV. I ONLY	13- 10	138	4- 5	303	162	196	196	14	14	
DIV. I NON-CONF.	7- 5	132	0- 0	336	194	221	221	17	17	

TOTALS	RPI 1-25	RPI 26-50	W-L RECORDS	RPI 51-100	RPI 101-999	RPI 201+				
13- 10	0- 0	0- 2	OVERALL	0- 4	13- 4	11- 0				
4- 4	0- 0	0- 1	HOME	0- 2	4- 1	3- 0				
5- 6	0- 0	0- 1	AWAY	0- 2	5- 3	4- 0				
4- 0	0- 0	0- 0	NEUTRAL	0- 0	4- 0	4- 0				
7- 5	0- 0	0- 0	NON-CONFERENCE	0- 3	7- 2	6- 0				
1- 1	0- 0	0- 0	HOME	0- 1	1- 0	1- 0				
2- 4	0- 0	0- 0	AWAY	0- 2	2- 2	1- 0				
4- 0	0- 0	0- 0	NEUTRAL	0- 0	4- 0	4- 0				
6- 5	0- 0	0- 2	CONFERENCE	0- 1	6- 2	5- 0				
3- 3	0- 0	0- 1	HOME	0- 1	3- 1	2- 0				
3- 2	0- 0	0- 1	AWAY	0- 0	3- 1	3- 0				
0- 0	0- 0	0- 0	NEUTRAL	0- 0	0- 0	0- 0				

RPI 1-25				RPI 26-50				RPI 51-100				RPI 101+				Team's RPI: 196	
RPI	S	Opponent	Score	RPI	S	Opponent	Score	RPI	S	Opponent	Score	RPI	S	Opponent	Score		
39	A	South Dakota St.	72 96	39	H	South Dakota St.	70 77	60	A	TCU	58 72	107	A	Western Ill.	49 56		
								74	H	South Dakota	68 73	107	H	Western Ill.	63 85		
								89	A	Utah	50 71	112	A	Missouri St.	66 76		
								94	H	Arkansas	66 77	171	A	Tulsa	53 41		
												178	A	UT Arlington	46 70		
												181	H	Denver	90 60		
												229	A	Omaha	82 53		
												266	A	UMKC	76 73		
												281	A	North Dakota St.	64 57		
												281	H	North Dakota St.	71 48		
												301	N	Alcorn	76 52		
												313	N	Cal St. Fullerton	60 50		
												315	A	Fort Wayne	73 48		
												315	H	Fort Wayne	66 45		
												322	H	Houston Baptist	78 56		
												326	N	Long Beach St.	64 58		
												339	N	Chicago St.	73 43		
LAST 12 Division I GAMES:																	
39	A	South Dakota St.	72 96	39	H	South Dakota St.	70 77										
281	A	North Dakota St.	64 57	281	H	North Dakota St.	71 48										
107	H	Western Ill.	63 85	107	A	Western Ill.	49 56										
315	H	Fort Wayne	66 45	315	A	Fort Wayne	73 48										
181	H	Denver	90 60	229	A	Omaha	82 53										
74	H	South Dakota	68 73	89	A	Utah	50 71										

Non-Div I Games: Okla. Panhandle 88 35 Cent. Christian (KS) 18 47

Oral Roberts

Siena

S
i
e
n
a

Si ena

Average RPI Win: 224

Average RPI Loss: 139

WON-LOST
RECORDWINNING
PCT. RANKLAST 10
GAMESSTRENGTH OF
SCHEDULEOPP. STRENGTH
OF SCHEDULETEAM
RPIADJ.
RPICONF.
RPIADJ CONF.
RPIDIV. I ONLY
DIV. I NON-CONF.10- 13
5- 5211
1703- 7
0- 0173
150193
176198
139198
13915
1815
18

TOTALS

RPI 1-25

RPI 26-50

W-L RECORDS

RPI 51-100

RPI 101-999

RPI 201+

10- 13

0- 0

0- 1

OVERALL

0- 3

10- 9

7- 2

4- 7

0- 0

0- 1

HOME

0- 1

3- 2

6- 6

0- 0

0- 0

AWAY

0- 2

6- 4

4- 0

0- 0

0- 0

0- 0

NEUTRAL

0- 0

0- 0

0- 0

5- 5

0- 0

0- 1

NON-CONFERENCE

0- 1

5- 3

3- 0

2- 2

0- 0

0- 1

HOME

0- 0

1- 0

3- 3

0- 0

0- 0

AWAY

0- 1

3- 2

2- 0

0- 0

0- 0

0- 0

NEUTRAL

0- 0

0- 0

0- 0

5- 8

0- 0

0- 0

CONFERENCE

0- 2

5- 6

4- 2

2- 5

0- 0

0- 0

HOME

0- 1

2- 2

3- 3

0- 0

0- 0

AWAY

0- 1

3- 2

2- 0

0- 0

0- 0

0- 0

NEUTRAL

0- 0

0- 0

0- 0

RPI 1-25

RPI S Opponent Score

RPI 26-50

RPI S Opponent Score

RPI 51-100

RPI S Opponent Score

RPI 101+

Team's RPI: 198

RPI S Opponent Score

42 H UCF 32 47

59 A American 50 66

117 A Delaware 85 79

80 A Harvard 70 80

130 A Bucknel I 57 67

82 H Navy 59 64

130 H Bucknel I 58 63

132 A Brown 68 92

137 H Northeastern 74 73

163 A Lehigh 58 74

163 H Lehigh 56 65

169 H Marist 52 80

179 A Army West Point 60 59

180 A New Hampshire 57 72

207 H Boston College 61 57

233 H Lafayette 45 47

234 H Loyola Maryland 75 56

245 A Holy Cross 64 58

245 H Holy Cross 57 60

274 A Vermont 57 41

278 A Colgate 62 49

278 H Colgate 66 64

293 A Bryant 78 61

LAST 12 Division I GAMES:

245 A Holy Cross 64 58

59 A American 50 66

278 H Colgate 66 64

245 H Holy Cross 57 60

163 H Lehigh 56 65

278 A Colgate 62 49

130 A Bucknel I 57 67

163 A Lehigh 58 74

233 H Lafayette 45 47

234 H Loyola Maryl and 75 56

82 H Navy 59 64

130 H Bucknel I 58 63

B
o
s
t
o
n
U
.B
o
s
t
o
n
U
.

Non-Div I Games:

Boston U.

Loss, Non-Conf, S Site, H Home A Away N Neutral

Average RPI Win:	279	WON-LOST	WINNING	LAST 10	STRENGTH OF	OPP. STRENGTH	TEAM	ADJ.	CONF.	ADJ CONF.
Average RPI Loss:	180	RECORD	PCT. RANK	GAMES	SCHEDULE	OF SCHEDULE	RPI	RPI	RPI	RPI
DIV. I ONLY	13- 9	121	6- 4	292	346	199	199	31	31	
DIV. I NON-CONF.	7- 5	132	2- 0	278	332	190	190	30	30	

TOTALS	RPI 1-25	RPI 26-50	W-L RECORDS	RPI 51-100	RPI 101-999	RPI 201+				
13- 9	0- 0	0- 0	OVERALL	0- 1	13- 8	12- 5				
4- 4	0- 0	0- 0	HOME	0- 0	4- 4	4- 2				
8- 4	0- 0	0- 0	AWAY	0- 1	8- 3	7- 2				
1- 1	0- 0	0- 0	NEUTRAL	0- 0	1- 1	1- 1				
7- 5	0- 0	0- 0	NON-CONFERENCE	0- 1	7- 4	6- 3				
2- 2	0- 0	0- 0	HOME	0- 0	2- 2	2- 1				
4- 2	0- 0	0- 0	AWAY	0- 1	4- 1	3- 1				
1- 1	0- 0	0- 0	NEUTRAL	0- 0	1- 1	1- 1				
6- 4	0- 0	0- 0	CONFERENCE	0- 0	6- 4	6- 2				
2- 2	0- 0	0- 0	HOME	0- 0	2- 2	2- 1				
4- 2	0- 0	0- 0	AWAY	0- 0	4- 2	4- 1				
0- 0	0- 0	0- 0	NEUTRAL	0- 0	0- 0	0- 0				

RPI 1-25				RPI 26-50				RPI 51-100				RPI 101+ Team's RPI: 199					
RPI	S	Opponent	Score	RPI	S	Opponent	Score	RPI	S	Opponent	Score	RPI	S	Opponent	Score		
								82	A	Navy	51	70	129	A	Bethune-Cookman	45	60
													129	H	Bethune-Cookman	51	58
													139	A	William & Mary	80	74
													156	H	High Point	56	59
													203	N	Bowling Green	50	59
													206	A	Hampton	63	48
													209	A	East Carolina	46	51
													217	A	N. C. A&T	51	53
													221	H	UNCG	64	63
													234	H	Loyola Maryland	58	61
													249	A	Campbell	53	27
													259	H	Towson	86	76
													265	H	Morgan St.	53	55
													280	N	St. Francis Brooklyn	52	51
													284	A	VCU	66	52
													303	H	Coppin St.	71	57
													318	A	South Carolina St.	71	67
													335	A	N. C. Central	75	60
													342	H	Florida A&M	70	49
													343	A	Savannah St.	78	58
													349	A	Longwood	64	45

LAST 12 Division I GAMES:																	
				206	A	Hampton	63	48				343	A	Savannah St.	78	58	
				129	A	Bethune-Cookman	45	60				318	A	South Carolina St.	71	67	
				265	H	Morgan St.	53	55				335	A	N. C. Central	75	60	
				217	A	N. C. A&T	51	53				303	H	Coppin St.	71	57	
				342	H	Florida A&M	70	49				349	A	Longwood	64	45	
				129	H	Bethune-Cookman	51	58				139	A	William & Mary	80	74	

Non-Div I Games:

Norfolk St.

Average RPI Win:	201	WON-LOST	WINNING	LAST 10	STRENGTH OF	OPP. STRENGTH	TEAM	ADJ.	CONF.	ADJ CONF.
Average RPI Loss:	138	RECORD	PCT. RANK	GAMES	SCHEDULE	OF SCHEDULE	RPI	RPI	RPI	RPI
DIV. I ONLY	8- 13	246	5- 5	166	165	200	200	7	7	
DIV. I NON-CONF.	3- 7	254	1- 0	333	337	315	315	8	8	

TOTALS	RPI 1-25	RPI 26-50	W-L RECORDS	RPI 51-100	RPI 101-999	RPI 201+				
8- 13	0- 1	0- 3	OVERALL	2- 1	6- 8	4- 3				
4- 3	0- 0	0- 1	HOME	1- 1	3- 1	2- 0				
4- 9	0- 1	0- 2	AWAY	1- 0	3- 6	2- 3				
0- 1	0- 0	0- 0	NEUTRAL	0- 0	0- 1	0- 0				
3- 7	0- 0	0- 1	NON-CONFERENCE	0- 0	3- 6	3- 3				
2- 0	0- 0	0- 0	HOME	0- 0	2- 0	2- 0				
1- 6	0- 0	0- 1	AWAY	0- 0	1- 5	1- 3				
0- 1	0- 0	0- 0	NEUTRAL	0- 0	0- 1	0- 0				
5- 6	0- 1	0- 2	CONFERENCE	2- 1	3- 2	1- 0				
2- 3	0- 0	0- 1	HOME	1- 1	1- 1	0- 0				
3- 3	0- 1	0- 1	AWAY	1- 0	2- 1	1- 0				
0- 0	0- 0	0- 0	NEUTRAL	0- 0	0- 0	0- 0				

RPI	S	Opponent	Score	RPI	S	Opponent	Score	RPI	S	Opponent	Score	RPI	S	Opponent	Score	Team's RPI: 200
21	A	Buffalo	92 97	26	H	Central Mich.	72 95	65	H	Toledo	70 57	109	H	Western Mich.	69 67	
				43	A	Ball St.	85 91	93	A	Miami (OH)	74 59	127	A	Cleveland St.	65 77	
				47	A	Minnesota	56 80	93	H	Miami (OH)	69 73	128	A	Northern Ill.	83 76	
												143	A	Kent St.	69 76	
												143	H	Kent St.	60 67	
												149	A	Loyola Marymount	64 73	
												181	N	Denver	54 60	
												203	A	Bowling Green	54 52	
												242	A	St. Bonaventure	51 70	
												255	A	Illinois St.	56 65	
												316	A	Detroit Mercy	78 76	
												324	A	Ill. -Chicago	70 73	
												342	H	Florida A&M	83 61	
												349	H	Longwood	73 44	
LAST 12 Division I GAMES:																
43	A	Ball St.	85 91	93	A	Miami (OH)	74 59	143	A	Kent St.	69 76	65	H	Toledo	70 57	
26	H	Central Mich.	72 95	143	A	Kent St.	69 76	203	A	Bowling Green	54 52	143	H	Kent St.	60 67	
21	A	Buffalo	92 97	65	H	Toledo	70 57	143	A	Kent St.	69 76	143	H	Kent St.	60 67	
93	H	Miami (OH)	69 73	203	A	Bowling Green	54 52	143	H	Kent St.	69 76	143	H	Kent St.	60 67	
128	A	Northern Ill.	83 76	143	H	Kent St.	69 76	143	H	Kent St.	69 76	143	H	Kent St.	60 67	
109	H	Western Mich.	69 67	349	H	Longwood	73 44	143	H	Kent St.	69 76	143	H	Kent St.	60 67	

Non-Div I Games: Rochester College 62 29

Eastern Mich.

R
i
c
h
m
o
n
d

Ri chmond				Through Games Of Feb. 10, 2018							
Average RPI	Wi n:	268	WON-LOST	WINNING	LAST 10	STRENGTH OF	OPP. STRENGTH	TEAM	ADJ.	CONF.	ADJ CONF.
Average RPI	Loss:	111	RECORD	PCT. RANK	GAMES	SCHEDULE	OF SCHEDULE	RPI	RPI	RPI	RPI
DIV. I ONLY			10- 15	229	4- 6	142	208	201	201	12	12
DIV. I NON-CONF.			5- 8	220	0- 0	147	273	204	204	10	10

TOTALS		RPI 1-25		RPI 26-50		W-L RECORDS		RPI 51-100	RPI 101-999	RPI 201+	
10- 15		0- 0		0- 1		OVERALL		0- 5	10- 9	10- 0	
1- 9		0- 0		0- 1		HOME		0- 4	1- 4	1- 0	
8- 3		0- 0		0- 0		AWAY		0- 0	8- 0	8- 0	
1- 3		0- 0		0- 0		NEUTRAL		0- 1	1- 2	1- 0	
5- 8		0- 0		0- 0		NON-CONFERENCE		0- 3	5- 5	5- 0	
0- 4		0- 0		0- 0		HOME		0- 2	0- 2	0- 0	
4- 1		0- 0		0- 0		AWAY		0- 0	4- 1	4- 0	
1- 3		0- 0		0- 0		NEUTRAL		0- 1	1- 2	1- 0	
5- 7		0- 0		0- 1		CONFERENCE		0- 2	5- 4	5- 0	
1- 5		0- 0		0- 1		HOME		0- 2	1- 2	1- 0	
4- 2		0- 0		0- 0		AWAY		0- 0	4- 2	4- 0	
0- 0		0- 0		0- 0		NEUTRAL		0- 0	0- 0	0- 0	

R
i
c
h
m
o
n
d

RPI 1-25				RPI 26-50				RPI 51-100				RPI 101+ Team's RPI: 201			
RPI	S	Opponent	Score	RPI	S	Opponent	Score	RPI	S	Opponent	Score	RPI	S	Opponent	Score
				46	H	Dayton	59 66	64	H	Qui nni pi ac	65 81	101	H	Wake Forest	81 85
								67	H	Duquesne	70 78	103	H	Saint Louis	61 79
								69	H	Fordham	38 43	108	A	George Mason	56 77
								82	H	Navy	56 76	129	N	Bethune-Cookman	50 63
								97	N	Wright St.	69 85	139	H	William & Mary	64 78
												159	H	Davi dson	65 68
												164	A	Saint Joseph' s	72 81
												165	N	Flori da	80 87
												175	A	Stetson	67 72
												208	A	Col umbi a	85 79
												209	A	East Caroli na	65 64
												237	A	La Salle	60 57
												237	H	La Salle	77 51
												258	A	Fai rfi eld	72 67
												283	A	Ol d Domi ni on	54 45
												284	A	VCU	77 68
												286	A	Massachusetts	51 39
												333	A	Rhode Isl and	74 53
												343	N	Savannah St.	100 63

LAST 12 Di vi si on I GAMES:															
237	A	La Salle	60 57	108	A	George Mason	56 77								
67	H	Duquesne	70 78	159	H	Davi dson	65 68								
286	A	Massachusetts	51 39	164	A	Saint Joseph' s	72 81								
284	A	VCU	77 68	237	H	La Salle	77 51								
46	H	Dayton	59 66	103	H	Saint Loui s	61 79								
69	H	Fordham	38 43	333	A	Rhode Isl and	74 53								

Non-Di v I Games:

Ri chmond

Loss, Non-Conf, S Site, H Home A Away N Neutral

C
S
U
NC
S
U
N

CSUN

Page 202

Average RPI Win: 227

Average RPI Loss: 107

WON-LOST
RECORDWINNING
PCT. RANKLAST 10
GAMESSTRENGTH OF
SCHEDULEOPP. STRENGTH
OF SCHEDULETEAM
RPIADJ.
RPICONF.
RPIADJ CONF.
RPIDIV. I ONLY
DIV. I NON-CONF.9- 14
7- 3237
742- 8
0- 0123
226125
313203
117203
1177
87
8

TOTALS

RPI 1-25

RPI 26-50

W-L RECORDS

RPI 51-100

RPI 101-999

RPI 201+

9- 14

0- 0

0- 4

OVERALL

0- 3

9- 7

6- 1

4- 7

0- 0

0- 1

HOME

0- 3

4- 3

3- 1

3- 7

0- 0

0- 3

AWAY

0- 0

3- 4

2- 0

2- 0

0- 0

0- 0

NEUTRAL

0- 0

2- 0

1- 0

7- 3

0- 0

0- 1

NON-CONFERENCE

0- 0

7- 2

5- 1

3- 1

0- 0

0- 0

HOME

0- 0

3- 1

3- 1

2- 2

0- 0

0- 1

AWAY

0- 0

2- 1

1- 0

2- 0

0- 0

0- 0

NEUTRAL

0- 0

2- 0

1- 0

2- 11

0- 0

0- 3

CONFERENCE

0- 3

2- 5

1- 0

1- 6

0- 0

0- 1

HOME

0- 3

1- 2

0- 0

1- 5

0- 0

0- 2

AWAY

0- 0

1- 3

1- 0

0- 0

0- 0

0- 0

NEUTRAL

0- 0

0- 0

0- 0

RPI 1-25

RPI 26-50

RPI 51-100

RPI 101+

Team's RPI: 203

RPI S Opponent Score

RPI S Opponent Score

RPI S Opponent Score

RPI S Opponent Score

26 A Central Mi ch. 54 90

65 H Toledo 67 77

109 A Western Mi ch. 58 67

39 A South Dakota St. 44 76

76 H Ohio 63 70

109 H Western Mi ch. 67 81

43 A Ball St. 41 82

93 H Miami (OH) 62 66

128 A Northern Ill. 68 73

43 H Ball St. 73 84

133 A Cincinnati 51 75

136 A Robert Morris 64 62

143 A Kent St. 57 81

143 H Kent St. 60 50

199 N Norfolk St. 59 50

200 H Eastern Mi ch. 52 54

212 H Xavier 63 53

214 N Fla. Atlantic 66 55

223 A Akron 66 64

285 H Canisius 57 71

289 H Valparaiso 90 77

307 H Eastern Ky. 77 60

316 A Detroit Mercy 85 81

LAST 12 Division I GAMES:

128 A Northern Ill. 68 73

76 H Ohio 63 70

109 H Western Mi ch. 67 81

143 H Kent St. 60 50

93 H Miami (OH) 62 66

223 A Akron 66 64

143 A Kent St. 57 81

26 A Central Mi ch. 54 90

65 H Toledo 67 77

43 H Ball St. 73 84

43 A Ball St. 41 82

200 H Eastern Mi ch. 52 54

B
o
w
l
i
n
g
G
r
e
e
nB
o
w
l
i
n
g
G
r
e
e
n

Non-Div I Games:

Ferris St.

82 73

Bowling Green

Loss, Non-Conf, S Site, H Home A Away N Neutral

Average RPI Win:	265	WON-LOST	WINNING	LAST 10	STRENGTH OF	OPP. STRENGTH	TEAM	ADJ.	CONF.	ADJ CONF.
Average RPI Loss:	138	RECORD	PCT. RANK	GAMES	SCHEDULE	OF SCHEDULE	RPI	RPI	RPI	RPI
DIV. I ONLY	9- 14	237	5- 5	136	235	204	204	21	21	
DIV. I NON-CONF.	3- 9	280	1- 0	90	254	224	224	20	20	

TOTALS	RPI 1-25	RPI 26-50	W-L RECORDS	RPI 51-100	RPI 101-999	RPI 201+				
9- 14	0- 1	0- 1	OVERALL	0- 4	9- 8	8- 5				
4- 5	0- 0	0- 0	HOME	0- 1	4- 4	3- 3				
5- 8	0- 1	0- 1	AWAY	0- 2	5- 4	5- 2				
0- 1	0- 0	0- 0	NEUTRAL	0- 1	0- 0	0- 0				
3- 9	0- 1	0- 1	NON-CONFERENCE	0- 2	3- 5	3- 3				
1- 3	0- 0	0- 0	HOME	0- 0	1- 3	1- 2				
2- 5	0- 1	0- 1	AWAY	0- 1	2- 2	2- 1				
0- 1	0- 0	0- 0	NEUTRAL	0- 1	0- 0	0- 0				
6- 5	0- 0	0- 0	CONFERENCE	0- 2	6- 3	5- 2				
3- 2	0- 0	0- 0	HOME	0- 1	3- 1	2- 1				
3- 3	0- 0	0- 0	AWAY	0- 1	3- 2	3- 1				
0- 0	0- 0	0- 0	NEUTRAL	0- 0	0- 0	0- 0				

RPI 1-25				RPI 26-50				RPI 51-100				RPI 101+				Team's RPI: 204
RPI	S	Opponent	Score	RPI	S	Opponent	Score	RPI	S	Opponent	Score	RPI	S	Opponent	Score	
11	A	UCLA	44 74	49	A	Oregon St.	49 74	56	A	UC Davis	63 69	148	H	Fresno St.	57 64	
								56	H	UC Davis	61 68	149	A	Loyola Marymount	61 67	
								75	A	Saint Mary's (CA)	59 89	154	H	Cal Poly	73 68	
								81	N	UAB	54 67	174	A	UC Irvine	74 77	
												202	A	CSUN	74 73	
												202	H	CSUN	30 48	
												205	H	San Diego	58 71	
												219	H	Seattle U	71 77	
												232	A	UC Riverside	76 84	
												240	A	New Mexico St.	77 47	
												252	H	San Diego St.	77 64	
												253	H	Hawaii	71 61	
												276	A	Santa Clara	63 68	
												313	A	Cal St. Fullerton	59 52	
												320	A	Northern Ariz.	96 93	
												326	A	Long Beach St.	90 74	
												326	H	Long Beach St.	51 44	

LAST 12 Division I GAMES:																
313	A	Cal St. Fullerton	59 52	56	H	UC Davis	61 68	174	A	UC Irvine	74 77	202	A	CSUN	74 73	
232	A	UC Riverside	76 84	154	H	Cal Poly	73 68	326	H	Long Beach St.	51 44	240	A	New Mexico St.	77 47	
253	H	Hawaii	71 61	326	A	Long Beach St.	90 74									
202	H	CSUN	30 48													
56	A	UC Davis	63 69													
326	A	Long Beach St.	90 74													

Non-Div I Games:

UC Santa Barbara

Average RPI	Win:	224	WON-LOST	WINNING	LAST 10	STRENGTH OF	OPP. STRENGTH	TEAM	ADJ.	CONF.	ADJ CONF.
Average RPI	Loss:	162	RECORD	PCT. RANK	GAMES	SCHEDULE	OF SCHEDULE	RPI	RPI	RPI	RPI
DIV. I ONLY		13- 11		151	5- 5	279	151	205	205	13	13
DIV. I NON-CONF.		6- 4		122	0- 0	300	223	170	170	11	11

TOTALS	RPI 1-25		RPI 26-50		W-L RECORDS	RPI 51-100		RPI 101-999		RPI 201+	
13- 11	0- 0		1- 2		OVERALL	0- 2		12- 7		8- 5	
8- 4	0- 0		1- 1		HOME	0- 1		7- 2		6- 0	
4- 7	0- 0		0- 1		AWAY	0- 1		4- 5		2- 5	
1- 0	0- 0		0- 0		NEUTRAL	0- 0		1- 0		0- 0	
6- 4	0- 0		1- 1		NON-CONFERENCE	0- 0		5- 3		4- 3	
4- 0	0- 0		1- 0		HOME	0- 0		3- 0		3- 0	
1- 4	0- 0		0- 1		AWAY	0- 0		1- 3		1- 3	
1- 0	0- 0		0- 0		NEUTRAL	0- 0		1- 0		0- 0	
7- 7	0- 0		0- 1		CONFERENCE	0- 2		7- 4		4- 2	
4- 4	0- 0		0- 1		HOME	0- 1		4- 2		3- 0	
3- 3	0- 0		0- 0		AWAY	0- 1		3- 2		1- 2	
0- 0	0- 0		0- 0		NEUTRAL	0- 0		0- 0		0- 0	

RPI 1-25				RPI 26-50				RPI 51-100				RPI 101+ Team's RPI: 205			
RPI	S	Opponent	Score	RPI	S	Opponent	Score	RPI	S	Opponent	Score	RPI	S	Opponent	Score
				36	A	Cal i forn i a	64 89	75	A	Sai nt Mary' s (CA)	57 66	125	H	BYU	70 69
				47	H	Mi nnesota	72 69	75	H	Sai nt Mary' s (CA)	53 75	149	A	Loyol a Marymount	60 54
				50	H	Gonzaga	44 63					149	H	Loyol a Marymount	53 67
												151	A	San Franci sco	60 54
												173	H	Paci fi c	68 81
												176	N	Boi se St.	72 52
												204	A	UC Santa Barbara	71 58
												219	A	Seattl e U	73 80
												227	A	Pepperdi ne	62 66
												227	H	Pepperdi ne	79 53
												252	A	San Diego St.	76 77
												253	A	Hawai i	63 64
												276	A	Santa Clara	50 59
												276	H	Santa Clara	51 40
												295	H	UTSA	78 69
												308	A	Portl and	75 60
												308	H	Portl and	59 52
												323	H	Southern Utah	72 59
												326	H	Long Beach St.	74 40
LAST 12 Divi s i on I GAMES:															
				276	H	Santa Clara	51 40	125	H	BYU	70 69				
				227	H	Pepperdi ne	79 53	308	A	Portl and	75 60				
				75	A	Saint Mary' s (CA)	57 66	149	A	Loyol a Marymount	60 54				
				50	H	Gonzaga	44 63	173	H	Paci fi c	68 81				
				149	H	Loyol a Marymount	53 67	75	H	Saint Mary' s (CA)	53 75				
				276	A	Santa Clara	50 59	308	H	Portl and	59 52				

Non-Div I Games: San Diego Christian 82 53

San Diego

H
a
m
p
t
o
n

Hampton				Through Games Of Feb. 10, 2018							
Average RPI	Win:	274	WON-LOST	WINNING	LAST 10	STRENGTH OF	OPP. STRENGTH	TEAM	ADJ.	CONF.	ADJ CONF.
Average RPI	Loss:	129	RECORD	PCT. RANK	GAMES	SCHEDULE	OF SCHEDULE	RPI	RPI	RPI	RPI
DIV. I ONLY			11- 13	200	7- 3	246	191	206	206	31	31
DIV. I NON-CONF.			4- 9	249	1- 0	102	18	177	177	30	30

TOTALS		RPI 1-25	RPI 26-50		W-L RECORDS		RPI 51-100		RPI 101-999		RPI 201+
11- 13		0- 1	0- 1		OVERALL		0- 4		11- 7		10- 2
5- 3		0- 0	0- 0		HOME		0- 1		5- 2		5- 0
5- 9		0- 1	0- 1		AWAY		0- 3		5- 4		4- 2
1- 1		0- 0	0- 0		NEUTRAL		0- 0		1- 1		1- 0
4- 9		0- 1	0- 1		NON-CONFERENCE		0- 4		4- 3		3- 0
2- 1		0- 0	0- 0		HOME		0- 1		2- 0		2- 0
1- 7		0- 1	0- 1		AWAY		0- 3		1- 2		0- 0
1- 1		0- 0	0- 0		NEUTRAL		0- 0		1- 1		1- 0
7- 4		0- 0	0- 0		CONFERENCE		0- 0		7- 4		7- 2
3- 2		0- 0	0- 0		HOME		0- 0		3- 2		3- 0
4- 2		0- 0	0- 0		AWAY		0- 0		4- 2		4- 2
0- 0		0- 0	0- 0		NEUTRAL		0- 0		0- 0		0- 0

RPI 1-25				RPI 26-50				RPI 51-100				RPI 101+ Team's RPI: 206			
RPI	S	Opponent	Score	RPI	S	Opponent	Score	RPI	S	Opponent	Score	RPI	S	Opponent	Score
10	A	Oregon	45 87	30	A	Virginia	62 66	57	A	Elon	59 82	102	A	North Carolina	70 66
								60	A	TCU	68 90	129	H	Bethune-Cookman	56 61
								64	H	Quinnipiac	58 64	132	N	Brown	66 73
								98	A	Chattanooga	52 64	162	A	Samford	61 66
												183	A	Temple	56 65
												199	H	Norfolk St.	48 63
												208	H	Columbia	60 58
												217	A	N. C. A&T	63 51
												230	A	Howard	63 68
												254	N	San Jose St.	81 73
												283	H	Old Dominion	50 42
												300	A	UMES	70 65
												303	H	Coppin St.	67 35
												318	A	South Carolina St.	70 78
												330	H	Delaware St.	66 62
												335	A	N. C. Central	62 53
												342	H	Florida A&M	66 65
												343	A	Savannah St.	81 53

LAST 12 Division I GAMES:															
199	H	Norfolk St.	48 63	318	A	South Carolina St.	70 78								
217	A	N. C. A&T	63 51	343	A	Savannah St.	81 53								
335	A	N. C. Central	62 53	283	H	Old Dominion	50 42								
303	H	Coppin St.	67 35	330	H	Delaware St.	66 62								
129	H	Bethune-Cookman	56 61	230	A	Howard	63 68								
342	H	Florida A&M	66 65	300	A	UMES	70 65								

Non-Div I Games:

Hampton

Average RPI Win:	159	WON-LOST	WINNING	LAST 10	STRENGTH OF	OPP. STRENGTH	TEAM	ADJ.	CONF.	ADJ CONF.
Average RPI Loss:	95	RECORD	PCT. RANK	GAMES	SCHEDULE	OF SCHEDULE	RPI	RPI	RPI	RPI
DIV. I ONLY	6- 18	293	1- 9	47	57	207	207	1	1	
DIV. I NON-CONF.	5- 8	220	0- 1	133	198	218	218	1	1	

TOTALS	RPI 1-25	RPI 26-50	W-L RECORDS	RPI 51-100	RPI 101-999	RPI 201+				
6- 18	0- 3	0- 4	OVERALL	2- 3	4- 8	2- 2				
5- 7	0- 0	0- 3	HOME	2- 1	3- 3	1- 1				
1- 11	0- 3	0- 1	AWAY	0- 2	1- 4	1- 0				
0- 0	0- 0	0- 0	NEUTRAL	0- 0	0- 0	0- 0				
5- 8	0- 0	0- 1	NON-CONFERENCE	2- 1	3- 6	2- 2				
4- 3	0- 0	0- 0	HOME	2- 1	2- 2	1- 1				
1- 5	0- 0	0- 1	AWAY	0- 0	1- 4	1- 1				
0- 0	0- 0	0- 0	NEUTRAL	0- 0	0- 0	0- 0				
1- 10	0- 3	0- 3	CONFERENCE	0- 2	1- 2	0- 0				
1- 4	0- 0	0- 3	HOME	0- 0	1- 1	0- 0				
0- 6	0- 3	0- 0	AWAY	0- 2	0- 1	0- 0				
0- 0	0- 0	0- 0	NEUTRAL	0- 0	0- 0	0- 0				

RPI 1-25				RPI 26-50				RPI 51-100				RPI 101+ Team's RPI: 207			
RPI	S	Opponent	Score	RPI	S	Opponent	Score	RPI	S	Opponent	Score	RPI	S	Opponent	Score
1	A	Notre Dame	60 89	30	H	Virginia	57 68	53	A	Virginia Tech	58 89	101	H	Wake Forest	59 67
14	A	Duke	50 75	37	H	Syracuse	57 75	63	H	Houston	79 74	102	H	North Carolina	77 64
22	A	NC State	54 72	44	H	Miami (FL)	43 65	66	A	Georgia Tech	43 67	106	H	Seton Hall	53 73
				47	A	Minnesota	68 78	69	H	Fordham	55 52	114	A	Dartmouth	57 68
								70	H	Maine	40 61	140	A	Clemson	61 65
												180	H	New Hampshire	64 55
												193	A	Providence	55 63
												198	A	Boston U.	57 61
												208	A	Columbia	60 68
												245	A	Holy Cross	70 61
												258	H	Fairfield	58 66
												293	H	Bryant	65 42
LAST 12 Division I GAMES:															
66	A	Georgia Tech	43 67	140	A	Clemson	61 65								
22	A	NC State	54 72	1	A	Notre Dame	60 89								
101	H	Wake Forest	59 67	30	H	Virginia	57 68								
37	H	Syracuse	57 75	102	H	North Carolina	77 64								
14	A	Duke	50 75	53	A	Virginia Tech	58 89								
44	H	Miami (FL)	43 65	70	H	Maine	40 61								

Non-Div I Games:

Boston College

Average RPI Win:	233	WON-LOST	WINNING	LAST 10	STRENGTH OF	OPP. STRENGTH	TEAM	ADJ.	CONF.	ADJ CONF.
Average RPI Loss:	113	RECORD	PCT. RANK	GAMES	SCHEDULE	OF SCHEDULE	RPI	RPI	RPI	RPI
DIV. I ONLY	7- 16	271	1- 9	98	135	208	208	9	9	
DIV. I NON-CONF.	6- 9	214	1- 3	126	138	173	173	9	9	

TOTALS	RPI 1-25	RPI 26-50	W-L RECORDS	RPI 51-100	RPI 101-999	RPI 201+				
7- 16	0- 3	0- 2	OVERALL	0- 4	7- 7	5- 3				
3- 5	0- 1	0- 0	HOME	0- 0	3- 4	2- 1				
4- 8	0- 0	0- 1	AWAY	0- 4	4- 3	3- 2				
0- 3	0- 2	0- 1	NEUTRAL	0- 0	0- 0	0- 0				
6- 9	0- 3	0- 1	NON-CONFERENCE	0- 2	6- 3	4- 2				
3- 2	0- 1	0- 0	HOME	0- 0	3- 1	2- 0				
3- 4	0- 0	0- 0	AWAY	0- 2	3- 2	2- 2				
0- 3	0- 2	0- 1	NEUTRAL	0- 0	0- 0	0- 0				
1- 7	0- 0	0- 1	CONFERENCE	0- 2	1- 4	1- 1				
0- 3	0- 0	0- 0	HOME	0- 0	0- 3	0- 1				
1- 4	0- 0	0- 1	AWAY	0- 2	1- 1	1- 0				
0- 0	0- 0	0- 0	NEUTRAL	0- 0	0- 0	0- 0				

RPI 1-25				RPI 26-50				RPI 51-100				RPI 101+ Team's RPI: 208			
RPI	S	Opponent	Score	RPI	S	Opponent	Score	RPI	S	Opponent	Score	RPI	S	Opponent	Score
3	N	Mississippi St.	54 90	33	N	Arizona St.	48 72	63	A	Houston	53 77	114	A	Dartmouth	65 88
12	N	Green Bay	43 61	34	A	Princeton	47 69	78	A	Penn	51 70	119	H	Yale	50 73
21	H	Buffalo	63 65					80	A	Harvard	67 85	123	H	Saint Francis (PA)	94 81
								96	A	Rice	44 67	132	H	Brown	80 84
												193	A	Providence	73 64
												201	H	Richmond	79 85
												206	A	Hampton	58 60
												207	H	Boston College	68 60
												241	H	Hofstra	75 53
												267	A	Cornell	72 54
												267	H	Cornell	47 57
												274	A	Vermont	73 66
												328	A	UMBC	60 44
												347	A	UMass Lowell	70 77

LAST 12 Division I GAMES:															
132	H	Brown	80 84	78	A	Penn	51 70								
119	H	Yale	50 73	34	A	Princeton	47 69								
114	A	Dartmouth	65 88	206	A	Hampton	58 60								
80	A	Harvard	67 85	96	A	Rice	44 67								
267	A	Cornell	72 54	63	A	Houston	53 77								
267	H	Cornell	47 57	241	H	Hofstra	75 53								

Non-Div I Games:

Columbia

Average RPI Win:	225	WON-LOST	WINNING	LAST 10	STRENGTH OF	OPP. STRENGTH	TEAM	ADJ.	CONF.	ADJ CONF.
Average RPI Loss:	147	RECORD	PCT. RANK	GAMES	SCHEDULE	OF SCHEDULE	RPI	RPI	RPI	RPI
DIV. I ONLY	13- 11	151	5- 5	233	156	209	209	8	8	
DIV. I NON-CONF.	8- 5	111	1- 0	325	341	254	254	7	7	

TOTALS	RPI 1-25	RPI 26-50	W-L RECORDS	RPI 51-100	RPI 101-999	RPI 201+				
13- 11	0- 1	0- 1	OVERALL	1- 0	12- 9	6- 2				
10- 4	0- 1	0- 0	HOME	1- 0	9- 3	4- 0				
2- 5	0- 0	0- 0	AWAY	0- 0	2- 1	1- 0				
1- 2	0- 0	0- 0	NEUTRAL	0- 0	1- 2	1- 1				
8- 5	0- 0	0- 0	NON-CONFERENCE	0- 0	8- 5	6- 2				
6- 2	0- 0	0- 0	HOME	0- 0	6- 2	4- 0				
1- 1	0- 0	0- 0	AWAY	0- 0	1- 1	1- 1				
1- 2	0- 0	0- 0	NEUTRAL	0- 0	1- 2	1- 1				
5- 6	0- 1	0- 1	CONFERENCE	1- 0	4- 4	0- 0				
4- 2	0- 1	0- 0	HOME	1- 0	3- 1	0- 0				
1- 4	0- 0	0- 1	AWAY	0- 0	1- 3	0- 0				
0- 0	0- 0	0- 0	NEUTRAL	0- 0	0- 0	0- 0				

RPI 1-25				RPI 26-50				RPI 51-100				RPI 101+ Team's RPI: 209			
RPI	S	Opponent	Score	RPI	S	Opponent	Score	RPI	S	Opponent	Score	RPI	S	Opponent	Score
2	H	UConn	35 96	29	A	South Fla.	47 88	63	H	Houston	80 78	105	A	Tulane	58 64
												133	A	Cincinnati	79 70
												133	H	Cincinnati	54 66
												135	N	UTEP	79 93
												139	H	William & Mary	65 71
												158	H	Wichita St.	77 67
												171	H	Tulsa	73 67
												186	H	Charlotte	58 55
												191	A	Memphis	36 72
												191	A	SMU	51 65
												191	H	SMU	76 47
												199	H	Norfolk St.	51 46
												201	H	Richmond	64 65
												210	N	Jacksonville St.	73 82
												269	N	Rider	66 63
												282	A	UNCW	62 66
												287	A	Kennesaw St.	66 56
												290	H	USC Upstate	66 53
												300	H	UMES	64 54
												335	H	N.C. Central	73 61
												343	H	Savannah St.	103 37

LAST 12 Division I GAMES:															
29	A	South Fla.	47 88	191	A	SMU	51 65								
191	H	SMU	76 47	171	H	Tulsa	73 67								
158	H	Wichita St.	77 67	191	A	Memphis	36 72								
133	A	Cincinnati	79 70	2	H	UConn	35 96								
105	A	Tulane	58 64	133	H	Cincinnati	54 66								
63	H	Houston	80 78	300	H	UMES	64 54								

Non-Div I Games:

East Carolina

Average RPI Win:	276	WON-LOST	WINNING	LAST 10	STRENGTH OF	OPP. STRENGTH	TEAM	ADJ.	CONF.	ADJ CONF.
Average RPI Loss:	168	RECORD	PCT. RANK	GAMES	SCHEDULE	OF SCHEDULE	RPI	RPI	RPI	RPI
DIV. I ONLY	13- 10	138	6- 4	291	297	210	210	25	25	
DIV. I NON-CONF.	4- 5	202	0- 0	254	199	215	215	27	27	

TOTALS	RPI 1-25	RPI 26-50	W-L RECORDS	RPI 51-100	RPI 101-999	RPI 201+				
13- 10	0- 1	0- 0	OVERALL	0- 2	13- 7	13- 3				
8- 3	0- 1	0- 0	HOME	0- 0	8- 2	8- 1				
4- 7	0- 0	0- 0	AWAY	0- 2	4- 1	4- 0				
1- 0	0- 0	0- 0	NEUTRAL	0- 0	1- 0	1- 0				
4- 5	0- 1	0- 0	NON-CONFERENCE	0- 1	4- 3	4- 1				
2- 1	0- 1	0- 0	HOME	0- 0	2- 0	2- 0				
1- 4	0- 0	0- 0	AWAY	0- 1	1- 3	1- 1				
1- 0	0- 0	0- 0	NEUTRAL	0- 0	1- 0	1- 0				
9- 5	0- 0	0- 0	CONFERENCE	0- 1	9- 4	9- 2				
6- 2	0- 0	0- 0	HOME	0- 0	6- 2	6- 1				
3- 3	0- 0	0- 0	AWAY	0- 1	3- 2	3- 1				
0- 0	0- 0	0- 0	NEUTRAL	0- 0	0- 0	0- 0				

RPI 1-25				RPI 26-50				RPI 51-100				RPI 101+ Team's RPI: 210			
RPI	S	Opponent	Score	RPI	S	Opponent	Score	RPI	S	Opponent	Score	RPI	S	Opponent	Score
6	H	Florida St.	51 75					72	A	Bel mont	55 71	106	A	Seton Hall	54 73
								93	A	Mi ami (OH)	55 58	140	A	Clemson	45 53
												142	A	SIUE	41 65
												194	H	UT Martin	57 61
												209	N	East Carolina	82 73
												218	A	Morehead St.	67 65
												218	H	Morehead St.	70 64
												225	H	Southeast Mo. St.	55 48
												226	A	New Orleans	59 54
												236	H	Austin Peay	65 47
												292	H	Murray St.	97 65
												298	H	Tennessee Tech	58 60
												307	A	Eastern Ky.	44 48
												307	H	Eastern Ky.	65 51
												317	H	Al abama A&M	49 33
												319	A	Georgi a St.	41 55
												332	A	Tennessee St.	75 56
												332	H	Tennessee St.	62 61
												333	H	Rhode Isl and	63 53
												344	A	Eastern Ill.	59 50
LAST 12 Division I GAMES:															
332	H	Tennessee St.	62 61	307	A	Eastern Ky.	44 48								
298	H	Tennessee Tech	58 60	218	A	Morehead St.	67 65								
142	A	SIUE	41 65	236	H	Austin Peay	65 47								
344	A	Eastern Ill.	59 50	292	H	Murray St.	97 65								
225	H	Southeast Mo. St.	55 48	72	A	Bel mont	55 71								
194	H	UT Martin	57 61	332	A	Tennessee St.	75 56								

Non-Div I Games: Stillman 93 38 Brewton-Parker 103 44

Jacksonville St.

Loss,
Non-Conf,
S Site,
H Home
A Away
N Neutral

Average RPI Win:	249	WON-LOST	WINNING	LAST 10	STRENGTH OF	OPP. STRENGTH	TEAM	ADJ.	CONF.	ADJ CONF.
Average RPI Loss:	67	RECORD	PCT. RANK	GAMES	SCHEDULE	OF SCHEDULE	RPI	RPI	RPI	RPI
DIV. I ONLY	9- 17	262	0- 10	97	70	211	211	3	3	
DIV. I NON-CONF.	9- 5	99	0- 0	228	181	144	144	4	4	

TOTALS	RPI 1-25	RPI 26-50	W-L RECORDS	RPI 51-100	RPI 101-999	RPI 201+				
9- 17	0- 4	0- 3	OVERALL	0- 7	9- 3	6- 0				
6- 8	0- 1	0- 1	HOME	0- 3	6- 3	6- 0				
1- 9	0- 3	0- 2	AWAY	0- 4	1- 0	0- 0				
2- 0	0- 0	0- 0	NEUTRAL	0- 0	2- 0	0- 0				
9- 5	0- 1	0- 1	NON-CONFERENCE	0- 2	9- 1	6- 0				
6- 2	0- 0	0- 0	HOME	0- 1	6- 1	6- 0				
1- 3	0- 1	0- 1	AWAY	0- 1	1- 0	0- 0				
2- 0	0- 0	0- 0	NEUTRAL	0- 0	2- 0	0- 0				
0- 12	0- 3	0- 2	CONFERENCE	0- 5	0- 2	0- 0				
0- 6	0- 1	0- 1	HOME	0- 2	0- 2	0- 0				
0- 6	0- 2	0- 1	AWAY	0- 3	0- 0	0- 0				
0- 0	0- 0	0- 0	NEUTRAL	0- 0	0- 0	0- 0				

RPI 1-25				RPI 26-50				RPI 51-100				RPI 101+ Team's RPI: 211			
RPI	S	Opponent	Score	RPI	S	Opponent	Score	RPI	S	Opponent	Score	RPI	S	Opponent	Score
15	A	Maryland	65 100	35	A	Michigan	42 86	53	H	Virginia Tech	49 96	107	H	Western Ill.	67 77
18	A	Missouri	55 72	40	H	Purdue	54 73	58	A	Nebraska	47 62	158	N	Wichita St.	68 67
19	H	Iowa	71 84	41	A	FGCU	61 85	58	H	Nebraska	72 80	174	N	UC Irvine	65 59
20	A	Rutgers	37 76					62	H	Michigan St.	55 67	184	H	Wisconsin	61 70
								71	A	Indiana	54 70	185	H	Northwestern	59 74
								79	A	Penn St.	59 68	191	A	Memphis	63 47
								86	A	New Mexico	68 97	236	H	Austin Peay	59 47
												250	H	Bradley	74 62
												264	H	Indiana St.	81 52
												315	H	Fort Wayne	64 50
												316	H	Detroit Mercy	73 65
												339	H	Chicago St.	66 56

LAST 12 Division I GAMES:															
71	A	Indiana	54 70	62	H	Michigan St.	55 67								
40	H	Purdue	54 73	58	H	Nebraska	72 80								
58	A	Nebraska	47 62	19	H	Iowa	71 84								
184	H	Wisconsin	61 70	20	A	Rutgers	37 76								
79	A	Penn St.	59 68	185	H	Northwestern	59 74								
35	A	Michigan	42 86	15	A	Maryland	65 100								

Non-Div I Games:

Illinois

Average RPI Win:	216	WON-LOST	WINNING	LAST 10	STRENGTH OF	OPP. STRENGTH	TEAM	ADJ.	CONF.	ADJ CONF.
Average RPI Loss:	70	RECORD	PCT. RANK	GAMES	SCHEDULE	OF SCHEDULE	RPI	RPI	RPI	RPI
DIV. I ONLY	9- 16	254	1- 9	96	82	212	212	6	6	
DIV. I NON-CONF.	7- 4	102	0- 0	205	258	157	157	6	6	

TOTALS	RPI 1-25	RPI 26-50	W-L RECORDS	RPI 51-100	RPI 101-999	RPI 201+				
9- 16	0- 4	0- 4	OVERALL	1- 2	8- 6	4- 1				
7- 7	0- 1	0- 2	HOME	0- 1	7- 3	4- 0				
1- 8	0- 2	0- 2	AWAY	1- 1	0- 3	0- 1				
1- 1	0- 1	0- 0	NEUTRAL	0- 0	1- 0	0- 0				
7- 4	0- 1	0- 1	NON-CONFERENCE	0- 0	7- 2	4- 1				
6- 1	0- 0	0- 0	HOME	0- 0	6- 1	4- 0				
0- 2	0- 0	0- 1	AWAY	0- 0	0- 1	0- 1				
1- 1	0- 1	0- 0	NEUTRAL	0- 0	1- 0	0- 0				
2- 12	0- 3	0- 3	CONFERENCE	1- 2	1- 4	0- 0				
1- 6	0- 1	0- 2	HOME	0- 1	1- 2	0- 0				
1- 6	0- 2	0- 1	AWAY	1- 1	0- 2	0- 0				
0- 0	0- 0	0- 0	NEUTRAL	0- 0	0- 0	0- 0				

RPI 1-25				RPI 26-50				RPI 51-100				RPI 101+ Team's RPI: 212										
RPI	S	Opponent	Score	RPI	S	Opponent	Score	RPI	S	Opponent	Score	RPI	S	Opponent	Score							
18	N	Missouri	48 74	32	A	Marquette	67 88	61	A	St. John's (NY)	36 70	101	H	Wake Forest	57 62							
24	A	DePaul	48 79	32	H	Marquette	63 80	61	H	St. John's (NY)	63 67	106	A	Seton Hall	53 58							
25	A	Villanova	57 75	38	H	Creighton	64 71	99	A	Butler	69 62	106	H	Seton Hall	51 62							
25	H	Villanova	50 89	47	A	Minnesota	62 74					122	A	Georgetown	60 65							
												122				H	Georgetown	48 65				
																133				H	Cincinnati	53 50
																180				H	New Hampshire	71 66
																188				N	Furman	75 62
																193				H	Providence	68 59
																203				A	Bowling Green	53 63
																231				H	Grambling	72 67
																262				H	Mt. St. Mary's	66 45
																315				H	Fort Wayne	62 50
																342				H	Florida A&M	70 52
LAST 12 Division I GAMES:																						
				32				H	Marquette	63 80					193				H	Providence	68 59	
				61				A	St. John's (NY)	36 70					32				A	Marquette	67 88	
				106				A	Seton Hall	53 58					24				A	DePaul	48 79	
				122				H	Georgetown	48 65					106				H	Seton Hall	51 62	
				25				H	Villanova	50 89					61				H	St. John's (NY)	63 67	
				38				H	Creighton	64 71					25				A	Villanova	57 75	

Average RPI Win:	282	WON-LOST	WINNING	LAST 10	STRENGTH OF	OPP. STRENGTH	TEAM	ADJ.	CONF.	ADJ CONF.
Average RPI Loss:	129	RECORD	PCT. RANK	GAMES	SCHEDULE	OF SCHEDULE	RPI	RPI	RPI	RPI
DIV. I ONLY	13- 11	151	6- 4	289	262	213	213	20	20	
DIV. I NON-CONF.	7- 5	132	0- 0	334	263	226	226	24	24	

TOTALS	RPI 1-25	RPI 26-50	W-L RECORDS	RPI 51-100	RPI 101-999	RPI 201+				
13- 11	0- 0	0- 1	OVERALL	0- 4	13- 6	11- 1				
6- 5	0- 0	0- 0	HOME	0- 1	6- 4	6- 0				
7- 6	0- 0	0- 1	AWAY	0- 3	7- 2	5- 1				
0- 0	0- 0	0- 0	NEUTRAL	0- 0	0- 0	0- 0				
7- 5	0- 0	0- 1	NON-CONFERENCE	0- 1	7- 3	7- 1				
4- 1	0- 0	0- 0	HOME	0- 0	4- 1	4- 0				
3- 4	0- 0	0- 1	AWAY	0- 1	3- 2	3- 1				
0- 0	0- 0	0- 0	NEUTRAL	0- 0	0- 0	0- 0				
6- 6	0- 0	0- 0	CONFERENCE	0- 3	6- 3	4- 0				
2- 4	0- 0	0- 0	HOME	0- 1	2- 3	2- 0				
4- 2	0- 0	0- 0	AWAY	0- 2	4- 0	2- 0				
0- 0	0- 0	0- 0	NEUTRAL	0- 0	0- 0	0- 0				

RPI 1-25	RPI 26-50	RPI 51-100	RPI 101+	Team's RPI: 213
RPI S Opponent Score	RPI S Opponent Score	RPI S Opponent Score	RPI S Opponent Score	Score
	37 A Syracuse 70 81	70 A Maine 56 64	119 H Yale 71 77	
		80 A Harvard 53 60	152 A Binghamton 67 59	
		83 A Albany (NY) 58 64	152 H Binghamton 64 69	
		83 H Albany (NY) 68 72	161 A Hartford 66 58	
			161 H Hartford 68 75	
			180 H New Hampshire 50 51	
			185 A Northwestern 36 68	
			241 A Hofstra 73 49	
			248 H Manhattan 74 59	
			267 A Cornell 40 48	
			274 H Vermont 80 57	
			277 A Fairleigh Dickinson 56 51	
			291 H Central Conn. St. 60 55	
			325 A Ga. Southern 68 49	
			328 A UMBC 69 44	
			329 H Wagner 69 50	
			340 H Iona 63 46	
			347 A UMass Lowell 63 60	
			347 H UMass Lowell 59 50	
LAST 12 Division I GAMES:				
	347 A UMass Lowell 63 60	180 H New Hampshire 50 51		
	152 H Binghamton 64 69	152 A Binghamton 67 59		
	161 A Hartford 66 58	274 H Vermont 80 57		
	328 A UMBC 69 44	83 H Albany (NY) 68 72		
	83 A Albany (NY) 58 64	161 H Hartford 68 75		
	347 H UMass Lowell 59 50	70 A Maine 56 64		

Non-Div I Games: Farmingdale St. 76 25

Stony Brook

Average RPI Win:	262	WON-LOST	WINNING	LAST 10	STRENGTH OF	OPP. STRENGTH	TEAM	ADJ.	CONF.	ADJ CONF.
Average RPI Loss:	129	RECORD	PCT. RANK	GAMES	SCHEDULE	OF SCHEDULE	RPI	RPI	RPI	RPI
DIV. I ONLY	10- 11	196	4- 6	171	255	214	214	18	18	
DIV. I NON-CONF.	6- 5	153	2- 0	299	284	238	238	19	19	

TOTALS	RPI 1-25	RPI 26-50	W-L RECORDS	RPI 51-100	RPI 101-999	RPI 201+				
10- 11	0- 0	0- 0	OVERALL	0- 5	10- 6	8- 3				
7- 5	0- 0	0- 0	HOME	0- 2	7- 3	5- 2				
3- 5	0- 0	0- 0	AWAY	0- 3	3- 2	3- 0				
0- 1	0- 0	0- 0	NEUTRAL	0- 0	0- 1	0- 1				
6- 5	0- 0	0- 0	NON-CONFERENCE	0- 2	6- 3	6- 2				
4- 2	0- 0	0- 0	HOME	0- 1	4- 1	4- 1				
2- 2	0- 0	0- 0	AWAY	0- 1	2- 1	2- 0				
0- 1	0- 0	0- 0	NEUTRAL	0- 0	0- 1	0- 1				
4- 6	0- 0	0- 0	CONFERENCE	0- 3	4- 3	2- 1				
3- 3	0- 0	0- 0	HOME	0- 1	3- 2	1- 1				
1- 3	0- 0	0- 0	AWAY	0- 2	1- 1	1- 0				
0- 0	0- 0	0- 0	NEUTRAL	0- 0	0- 0	0- 0				

RPI 1-25				RPI 26-50				RPI 51-100				RPI 101+				Team's RPI: 214	
RPI	S	Opponent	Score	RPI	S	Opponent	Score	RPI	S	Opponent	Score	RPI	S	Opponent	Score		
								51	A	Western Ky.	63	82	113	H	Middle Tenn.	65	69
								54	H	Mercer	55	66	135	A	UTEP	70	75
								58	A	Nebraska	69	86	135	H	UTEP	72	66
								81	A	UAB	57	90	141	A	Colorado	69	76
								96	H	Rice	53	67	157	H	Louisiana Tech	86	72
													203	N	Bowling Green	55	66
													222	H	North Texas	51	65
													238	H	North Florida	83	75
													263	H	Grand Canyon	73	77
													264	A	Indiana St.	66	58
													266	H	UMKC	65	55
													280	H	St. Francis Brooklyn	80	60
													295	A	UTSA	99	65
													319	A	Georgia St.	82	50
													330	H	Delaware St.	90	67
													334	H	Marshall	79	59
LAST 12 Division I GAMES:																	
				222	H	North Texas	51	65		135	A	UTEP	70	75			
				113	H	Middle Tenn.	65	69		96	H	Rice	53	67			
				51	A	Western Ky.	63	82		135	H	UTEP	72	66			
				81	A	UAB	57	90		334	H	Marshall	79	59			
				295	A	UTSA	99	65		266	H	UMKC	65	55			
				157	H	Louisiana Tech	86	72		330	H	Delaware St.	90	67			

Non-Div I Games:

Fla. Atlantic

Average RPI Win:	280	WON-LOST	WINNING	LAST 10	STRENGTH OF	OPP. STRENGTH	TEAM	ADJ.	CONF.	ADJ CONF.
Average RPI Loss:	138	RECORD	PCT. RANK	GAMES	SCHEDULE	OF SCHEDULE	RPI	RPI	RPI	RPI

DIV. I ONLY	11- 8	133	6- 4	317	269	215	215	26	26
DIV. I NON-CONF.	2- 4	239	0- 0	128	145	228	228	25	25

TOTALS	RPI 1-25	RPI 26-50	W-L RECORDS	RPI 51-100	RPI 101-999	RPI 201+			
11- 8	0- 0	0- 1	OVERALL	0- 1	11- 6	10- 1			
8- 1	0- 0	0- 1	HOME	0- 0	8- 0	7- 0			
2- 6	0- 0	0- 0	AWAY	0- 1	2- 5	2- 1			
1- 1	0- 0	0- 0	NEUTRAL	0- 0	1- 1	1- 0			
2- 4	0- 0	0- 1	NON-CONFERENCE	0- 1	2- 2	1- 0			
1- 1	0- 0	0- 1	HOME	0- 0	1- 0	0- 0			
0- 2	0- 0	0- 0	AWAY	0- 1	0- 1	0- 0			
1- 1	0- 0	0- 0	NEUTRAL	0- 0	1- 1	1- 0			
9- 4	0- 0	0- 0	CONFERENCE	0- 0	9- 4	9- 1			
7- 0	0- 0	0- 0	HOME	0- 0	7- 0	7- 0			
2- 4	0- 0	0- 0	AWAY	0- 0	2- 4	2- 1			
0- 0	0- 0	0- 0	NEUTRAL	0- 0	0- 0	0- 0			

RPI 1-25				RPI 26-50				RPI 51-100				RPI 101+ Team's RPI: 215			
RPI	S	Opponent	Score	RPI	S	Opponent	Score	RPI	S	Opponent	Score	RPI	S	Opponent	Score
				41	H	FGCU	55 94	94	A	Arkansas	65 79	110	A	Lamar University	71 77
												131	A	Central Ark.	45 63
												134	A	SFA	55 66
												147	H	Idaho	82 72
												155	N	Radford	65 71
												191	A	SMU	44 65
												226	H	New Orleans	80 70
												251	A	Nicholls St.	60 81
												256	H	A&M-Corpus Christi	61 59
												260	A	McNeese	80 75
												283	N	Old Dominion	74 60
												294	H	Southeastern La.	86 80
												311	H	Northwestern St.	80 41
												314	H	Incarate Word	58 56
												322	H	Houston Baptist	80 68
												331	A	Sam Houston St.	75 72
												331	H	Sam Houston St.	83 65

LAST 12 Division I GAMES:															
314	H	Incarate Word	58 56	134	A	SFA	55 66								
251	A	Nicholls St.	60 81	311	H	Northwestern St.	80 41								
331	A	Sam Houston St.	75 72	322	H	Houston Baptist	80 68								
110	A	Lamar University	71 77	294	H	Southeastern La.	86 80								
256	H	A&M-Corpus Christi	61 59	260	A	McNeese	80 75								
131	A	Central Ark.	45 63	331	H	Sam Houston St.	83 65								

Non-Div I Games:	Schreiner	97 48	Southwest (NM)	91 47	Howard Payne	88 46	Midwestern St.	88 67
								Abilene Christian

O
a
k
l
a
n
d

Oakland				Through Games Of Feb. 10, 2018							
Average RPI	Win:	275	WON-LOST	WINNING	LAST 10	STRENGTH OF	OPP. STRENGTH	TEAM	ADJ.	CONF.	ADJ CONF.
Average RPI	Loss:	106	RECORD	PCT. RANK	GAMES	SCHEDULE	OF SCHEDULE	RPI	RPI	RPI	RPI
DIV. I ONLY			10- 13	211	3- 7	202	166	216	216	11	11
DIV. I NON-CONF.			6- 4	122	0- 0	276	190	148	148	14	14

TOTALS		RPI 1-25	RPI 26-50		W-L RECORDS		RPI 51-100	RPI 101-999	RPI 201+		
10- 13	0- 1	0- 2		OVERALL		0- 4	10- 6	9- 1			
4- 6	0- 1	0- 1		HOME		0- 1	4- 3	4- 0			
4- 7	0- 0	0- 1		AWAY		0- 3	4- 3	3- 1			
2- 0	0- 0	0- 0		NEUTRAL		0- 0	2- 0	2- 0			
6- 4	0- 0	0- 2		NON-CONFERENCE		0- 1	6- 1	6- 0			
2- 1	0- 0	0- 1		HOME		0- 0	2- 0	2- 0			
2- 3	0- 0	0- 1		AWAY		0- 1	2- 1	2- 0			
2- 0	0- 0	0- 0		NEUTRAL		0- 0	2- 0	2- 0			
4- 9	0- 1	0- 0		CONFERENCE		0- 3	4- 5	3- 1			
2- 5	0- 1	0- 0		HOME		0- 1	2- 3	2- 0			
2- 4	0- 0	0- 0		AWAY		0- 2	2- 2	1- 1			
0- 0	0- 0	0- 0		NEUTRAL		0- 0	0- 0	0- 0			

RPI 1-25				RPI 26-50				RPI 51-100				RPI 101+ Team's RPI: 216			
RPI	S	Opponent	Score	RPI	S	Opponent	Score	RPI	S	Opponent	Score	RPI	S	Opponent	Score
12	H	Green Bay	48 81	26	H	Central Mich.	85 103	62	A	Michigan St.	63 95	111	H	Milwaukee	62 74
				35	A	Michigan	69 78	68	A	IUPUI	64 80	127	A	Cleveland St.	62 70
								97	A	Wright St.	75 80	127	H	Cleveland St.	66 86
								97	H	Wright St.	57 77	185	A	Northwestern	70 88
												190	A	Youngstown St.	58 48
												190	H	Youngstown St.	76 86
												243	A	Northern Ky.	59 66
												243	H	Northern Ky.	79 53
												246	H	Niagara	67 59
												255	H	Illinois St.	64 43
												267	A	Cornell	79 77
												283	N	Old Dominion	80 59
												285	A	Canius	83 48
												316	H	Detroit Mercy	83 50
												324	A	Ill.-Chicago	67 63
												336	N	Ark.-Pine Bluff	69 37
LAST 12 Division I GAMES:															
				97	A	Wright St.	75 80	111	H	Milwaukee	62 74				
				243	A	Northern Ky.	59 66	68	A	IUPUI	64 80				
				127	H	Cleveland St.	66 86	324	A	Ill.-Chicago	67 63				
				190	H	Youngstown St.	76 86	243	H	Northern Ky.	79 53				
				316	H	Detroit Mercy	83 50	97	H	Wright St.	57 77				
				12	H	Green Bay	48 81	190	A	Youngstown St.	58 48				

O
a
k
l
a
n
d

Non-Div I Games: Mich.-Dearborn 104 44

Oakland

Average RPI Win:	293	WON-LOST	WINNING	LAST 10	STRENGTH OF	OPP. STRENGTH	TEAM	ADJ.	CONF.	ADJ CONF.
Average RPI Loss:	99	RECORD	PCT. RANK	GAMES	SCHEDULE	OF SCHEDULE	RPI	RPI	RPI	RPI
DIV. I ONLY	12- 8	114	9- 1	305	222	217	217	31	31	
DIV. I NON-CONF.	3- 7	254	0- 1	189	66	271	271	30	30	

TOTALS	RPI 1-25	RPI 26-50	W-L RECORDS	RPI 51-100	RPI 101-999	RPI 201+				
12- 8	0- 1	0- 0	OVERALL	0- 5	12- 2	11- 1				
8- 3	0- 1	0- 0	HOME	0- 1	8- 1	7- 1				
4- 3	0- 0	0- 0	AWAY	0- 2	4- 1	4- 0				
0- 2	0- 0	0- 0	NEUTRAL	0- 2	0- 0	0- 0				
3- 7	0- 1	0- 0	NON-CONFERENCE	0- 5	3- 1	3- 0				
3- 2	0- 1	0- 0	HOME	0- 1	3- 0	3- 0				
0- 3	0- 0	0- 0	AWAY	0- 2	0- 1	0- 0				
0- 2	0- 0	0- 0	NEUTRAL	0- 2	0- 0	0- 0				
9- 1	0- 0	0- 0	CONFERENCE	0- 0	9- 1	8- 1				
5- 1	0- 0	0- 0	HOME	0- 0	5- 1	4- 1				
4- 0	0- 0	0- 0	AWAY	0- 0	4- 0	4- 0				
0- 0	0- 0	0- 0	NEUTRAL	0- 0	0- 0	0- 0				

RPI 1-25				RPI 26-50				RPI 51-100				RPI 101+ Team's RPI: 217			
RPI	S	Opponent	Score	RPI	S	Opponent	Score	RPI	S	Opponent	Score	RPI	S	Opponent	Score
23	H	Georgia	63 73					57	H	Elon	59 90	194	A	UT Martin	63 76
								67	N	Duquesne	60 73	199	H	Norfolk St.	53 51
								76	A	Ohio	65 72	206	H	Hampton	51 63
								80	N	Harvard	60 64	230	A	Howard	76 68
								91	A	Auburn	53 63	265	H	Morgan St.	67 60
												272	H	Appalachian St.	81 56
												300	A	UMES	57 45
												303	H	Coppin St.	64 63
												312	H	Western Caro.	68 59
												318	A	South Carolina St.	74 54
												325	H	Ga. Southern	60 49
												330	A	Delaware St.	66 48
												330	H	Delaware St.	75 55
												335	H	N. C. Central	67 54

LAST 12 Division I GAMES:															
318	A	South Carolina St.	74 54	300	A	UMES	57 45	312	H	Western Caro.	68 59				
206	H	Hampton	51 63	303	H	Coppin St.	64 63								
330	H	Delaware St.	75 55	265	H	Morgan St.	67 60								
199	H	Norfolk St.	53 51	330	A	Delaware St.	66 48								
335	H	N. C. Central	67 54	76	A	Ohio	65 72								
230	A	Howard	76 68												

Non-Div I Games: Saint Augustine's 94 42 St. Andrews 90 40

N. C. A&T

Average RPI Win: 275	WON-LOST RECORD	WINNING PCT. RANK	LAST 10 GAMES	STRENGTH OF SCHEDULE	OPP. STRENGTH OF SCHEDULE	TEAM RPI	ADJ. RPI	CONF. RPI	ADJ CONF. RPI
Average RPI Loss: 173									
DIV. I ONLY	16- 9	93	7- 3	335	281	218	218	25	25
DIV. I NON-CONF.	7- 4	102	0- 0	337	283	225	225	27	27
<hr/>									
TOTALS	RPI 1-25	RPI 26-50	W-L RECORDS	RPI 51-100	RPI 101-999	RPI 201+			
16- 9	0- 0	0- 0	OVERALL	0- 2	16- 7	14- 5			
6- 5	0- 0	0- 0	HOME	0- 1	6- 4	5- 3			
10- 4	0- 0	0- 0	AWAY	0- 0	10- 0	9- 0			
0- 0	0- 0	0- 0	NEUTRAL	0- 0	0- 0	0- 0			
7- 4	0- 0	0- 0	NON-CONFERENCE	0- 1	7- 3	6- 2			
2- 2	0- 0	0- 0	HOME	0- 0	2- 2	1- 2			
5- 2	0- 0	0- 0	AWAY	0- 1	5- 1	5- 0			
0- 0	0- 0	0- 0	NEUTRAL	0- 0	0- 0	0- 0			
9- 5	0- 0	0- 0	CONFERENCE	0- 1	9- 4	8- 3			
4- 3	0- 0	0- 0	HOME	0- 1	4- 2	4- 1			
5- 2	0- 0	0- 0	AWAY	0- 0	5- 2	4- 2			
0- 0	0- 0	0- 0	NEUTRAL	0- 0	0- 0	0- 0			

RPI 1-25				RPI 26-50				RPI 51-100				RPI 101+ Team's RPI: 218			
RPI	S	Opponent	Score	RPI	S	Opponent	Score	RPI	S	Opponent	Score	RPI	S	Opponent	Score
								52	A	West Virginia	56 66	104	A	Kentucky	53 86
								72	H	Belmont	62 83	142	H	SIUE	51 66
												172	H	Southern Ill.	85 81
												194	A	UT Martin	81 76
												210	A	Jacksonville St.	64 70
												210	H	Jacksonville St.	65 67
												220	H	Gardner-Webb	60 68
												225	A	Southeast Mo. St.	59 56
												225	H	Southeast Mo. St.	60 58
												236	A	Austin Peay	66 59
												238	H	North Florida	56 61
												261	A	Lipscomb	75 55
												268	H	Sacramento St.	75 71
												280	A	St. Francis Brooklyn	73 59
												285	A	Canisius	76 52
												292	A	Murray St.	82 80
												298	A	Tennessee Tech	74 67
												298	H	Tennessee Tech	53 51
												307	A	Eastern Ky.	56 59
												332	H	Tennessee St.	97 81
												339	A	Chicago St.	79 40
												344	H	Eastern Ill.	89 81
												348	A	Evansville	82 75
<hr/>															
LAST 12 Division I GAMES:															
				307	A	Eastern Ky.	56 59	298	H	Tennessee Tech	53 51				
				225	H	Southeast Mo. St.	60 58	210	H	Jacksonville St.	65 67				
				72	H	Belmont	62 83	194	A	UT Martin	81 76				
				332	H	Tennessee St.	97 81	225	A	Southeast Mo. St.	59 56				
				236	A	Austin Peay	66 59	142	H	SIUE	51 66				
				292	A	Murray St.	82 80	344	H	Eastern Ill.	89 81				

Non-Div I Games: Brescia 120 41 Ky. Christian 115 39

Morehead St.

■ Loss,
 ■ Non-Conf,
 ■ S Site,
 ■ Home
 ■ A Away
 N Neutral

Average RPI Win:	251	WON-LOST	WINNING	LAST 10	STRENGTH OF	OPP. STRENGTH	TEAM	ADJ.	CONF.	ADJ CONF.
Average RPI Loss:	171	RECORD	PCT. RANK	GAMES	SCHEDULE	OF SCHEDULE	RPI	RPI	RPI	RPI
DIV. I ONLY	13- 11	151	7- 3	284	264	219	219	30	30	
DIV. I NON-CONF.	6- 9	214	0- 3	160	210	210	210	31	31	

TOTALS	RPI 1-25	RPI 26-50	W-L RECORDS	RPI 51-100	RPI 101-999	RPI 201+				
13- 11	0- 0	0- 1	OVERALL	0- 1	13- 9	11- 4				
6- 6	0- 0	0- 0	HOME	0- 1	6- 5	5- 1				
7- 5	0- 0	0- 1	AWAY	0- 0	7- 4	6- 3				
0- 0	0- 0	0- 0	NEUTRAL	0- 0	0- 0	0- 0				
6- 9	0- 0	0- 1	NON-CONFERENCE	0- 1	6- 7	4- 2				
2- 6	0- 0	0- 0	HOME	0- 1	2- 5	1- 1				
4- 3	0- 0	0- 1	AWAY	0- 0	4- 2	3- 1				
0- 0	0- 0	0- 0	NEUTRAL	0- 0	0- 0	0- 0				
7- 2	0- 0	0- 0	CONFERENCE	0- 0	7- 2	7- 2				
4- 0	0- 0	0- 0	HOME	0- 0	4- 0	4- 0				
3- 2	0- 0	0- 0	AWAY	0- 0	3- 2	3- 2				
0- 0	0- 0	0- 0	NEUTRAL	0- 0	0- 0	0- 0				

RPI	S	Opponent	Score	RPI	S	Opponent	Score	RPI	S	Opponent	Score	RPI	S	Opponent	Score	Team's RPI: 219
36	A	Cal i forni a	67 87	56	H	UC Davi s	53 79	138	H	Portland St.	91 77	144	H	Idaho St.	69 74	
								147	A	Idaho	68 60	167	A	Washi ngton	76 84	
								173	H	Paci fi c	73 85	174	H	UC Irvi ne	79 84	
								189	H	Nevada	65 74	202	A	CSUN	62 67	
								204	A	UC Santa Barbara	77 71	205	H	San Di ego	80 73	
								224	A	CSU Bakersfi el d	68 75	227	A	Pepperdi ne	65 62	
								239	A	Montana	78 64	240	H	New Mexico St.	69 59	
								253	H	Hawai i	58 73	263	A	Grand Canyon	63 74	
								266	A	UMKC	62 58	266	H	UMKC	66 62	
								321	H	UTRGV	64 56	327	A	Utah Valley	77 75	
								339	A	Chi cago St.	63 56	339	H	Chi cago St.	72 60	
LAST 12 Di vi si on I GAMES:																
339	H	Chi cago St.	72 60	266	A	UMKC	62 58	339	A	Chi cago St.	63 56	263	A	Grand Canyon	63 74	
266	H	UMKC	66 62	202	A	CSUN	62 67	174	H	UC Irvi ne	79 84	167	A	Washi ngton	76 84	
327	A	Utah Valley	77 75													
224	A	CSU Bakersfi el d	68 75													
321	H	UTRGV	64 56													
240	H	New Mexi co St.	69 59													

Non-Di v I Games:

Seattle U

Average RPI Win:	269	WON-LOST	WINNING	LAST 10	STRENGTH OF	OPP. STRENGTH	TEAM	ADJ.	CONF.	ADJ CONF.
Average RPI Loss:	155	RECORD	PCT. RANK	GAMES	SCHEDULE	OF SCHEDULE	RPI	RPI	RPI	RPI
DIV. I ONLY	12- 9	135	4- 6	308	291	220	220	27	27	
DIV. I NON-CONF.	7- 2	50	0- 0	290	227	123	123	28	28	

TOTALS	RPI 1-25	RPI 26-50	W-L RECORDS	RPI 51-100	RPI 101-999	RPI 201+				
12- 9	0- 0	0- 1	OVERALL	0- 2	12- 6	9- 3				
7- 4	0- 0	0- 1	HOME	0- 1	7- 2	5- 3				
5- 5	0- 0	0- 0	AWAY	0- 0	5- 3	4- 1				
0- 0	0- 0	0- 0	NEUTRAL	0- 0	0- 0	0- 0				
7- 2	0- 0	0- 1	NON-CONFERENCE	0- 0	7- 1	5- 0				
4- 1	0- 0	0- 1	HOME	0- 0	4- 0	3- 0				
3- 1	0- 0	0- 0	AWAY	0- 0	3- 1	2- 0				
0- 0	0- 0	0- 0	NEUTRAL	0- 0	0- 0	0- 0				
5- 7	0- 0	0- 0	CONFERENCE	0- 2	5- 5	4- 3				
3- 3	0- 0	0- 0	HOME	0- 1	3- 2	2- 2				
2- 4	0- 0	0- 0	AWAY	0- 1	2- 3	2- 1				
0- 0	0- 0	0- 0	NEUTRAL	0- 0	0- 0	0- 0				

RPI 1-25				RPI 26-50				RPI 51-100				RPI 101+				Team's RPI: 220
RPI	S	Opponent	Score	RPI	S	Opponent	Score	RPI	S	Opponent	Score	RPI	S	Opponent	Score	
				42	H	UCF	30 65	87	A	Liberty	41 59	104	A	Kentucky	34 72	
								87	H	Liberty	60 85	155	A	Radford	46 66	
												155	H	Radford	69 53	
												156	A	High Point	80 83	
												159	A	Davidson	70 65	
												188	H	Furman	71 57	
												218	A	Morehead St.	68 60	
												247	H	UNC Asheville	60 61	
												249	H	Campbell	44 73	
												262	A	Mt. St. Mary's	75 67	
												270	A	Presbyterian	69 72	
												290	H	USC Upstate	60 39	
												304	H	Wofford	73 55	
												306	H	Charleston So.	68 52	
												312	H	Western Caro.	70 67	
												341	A	Winthrop	66 59	
												341	H	Winthrop	68 55	
												349	A	Longwood	61 54	

LAST 12 Division I GAMES:																
				341	H	Winthrop	68 55	306	H	Charleston So.	68 52					
				87	A	Liberty	41 59	270	A	Presbyterian	69 72					
				155	A	Radford	46 66	87	H	Liberty	60 85					
				247	H	UNC Asheville	60 61	349	A	Longwood	61 54					
				341	A	Winthrop	66 59	155	H	Radford	69 53					
				249	H	Campbell	44 73	156	A	High Point	80 83					

Non-Div I Games: Montreat 83 26 Converse 82 59 Pfeiffer 72 53

Gardner-Webb

Average RPI Win:	258	WON-LOST	WINNING	LAST 10	STRENGTH OF	OPP. STRENGTH	TEAM	ADJ.	CONF.	ADJ CONF.
Average RPI Loss:	152	RECORD	PCT. RANK	GAMES	SCHEDULE	OF SCHEDULE	RPI	RPI	RPI	RPI
DIV. I ONLY	8- 14	252	5- 5	174	227	221	221	17	17	
DIV. I NON-CONF.	3- 8	268	0- 0	214	299	260	260	16	16	
<hr/>										
TOTALS	RPI 1-25	RPI 26-50	W-L RECORDS	RPI 51-100	RPI 101-999	RPI 201+				
8- 14	0- 1	0- 1	OVERALL	0- 3	8- 9	6- 3				
4- 4	0- 0	0- 0	HOME	0- 1	4- 3	2- 2				
4- 10	0- 1	0- 1	AWAY	0- 2	4- 6	4- 1				
0- 0	0- 0	0- 0	NEUTRAL	0- 0	0- 0	0- 0				
3- 8	0- 1	0- 1	NON-CONFERENCE	0- 0	3- 6	3- 3				
1- 3	0- 0	0- 0	HOME	0- 0	1- 3	1- 2				
2- 5	0- 1	0- 1	AWAY	0- 0	2- 3	2- 1				
0- 0	0- 0	0- 0	NEUTRAL	0- 0	0- 0	0- 0				
5- 6	0- 0	0- 0	CONFERENCE	0- 3	5- 3	3- 0				
3- 1	0- 0	0- 0	HOME	0- 1	3- 0	1- 0				
2- 5	0- 0	0- 0	AWAY	0- 2	2- 3	2- 0				
0- 0	0- 0	0- 0	NEUTRAL	0- 0	0- 0	0- 0				

RPI 1-25				RPI 26-50				RPI 51-100				RPI 101+				Team's RPI: 221
RPI	S	Opponent	Score	RPI	S	Opponent	Score	RPI	S	Opponent	Score	RPI	S	Opponent	Score	
14	A	Duke	54 85	30	A	Virginia	50 68	54	A	Mercer	57 80	126	A	ETSU	52 60	
								98	A	Chattanooga	42 49	126	H	ETSU	65 61	
								98	H	Chattanooga	57 73	155	A	Radford	53 56	
												156	H	High Point	72 81	
												162	A	Samford	48 56	
												188	A	Furman	54 55	
												188	H	Furman	76 74	
												199	A	Norfolk St.	63 64	
												249	H	Campbell	61 72	
												270	A	Presbyterian	64 57	
												275	A	Coastal Caro.	60 54	
												284	H	VCU	74 61	
												292	H	Murray St.	52 63	
												304	A	Wofford	81 75	
												304	H	Wofford	66 51	
												307	A	Eastern Ky.	59 70	
												312	A	Western Caro.	88 67	
<hr/>																
LAST 12 Division I GAMES:																
304	A	Wofford	81 75	54	A	Mercer	57 80									
188	A	Furman	54 55	188	H	Furman	76 74									
98	H	Chattanooga	57 73	304	H	Wofford	66 51									
126	H	ETSU	65 61	126	A	ETSU	52 60									
312	A	Western Caro.	88 67	98	A	Chattanooga	42 49									
162	A	Samford	48 56	156	H	High Point	72 81									

Non-Div I Games: Greensboro 82 34 Tusculum 69 71 Lees-McRae 78 62 Southern Wesleyan 96 35
UNCG

Loss, Non-Conf, S Site, H Home A Away N Neutral

Average RPI Win:	252	WON-LOST	WINNING	LAST 10	STRENGTH OF	OPP. STRENGTH	TEAM	ADJ.	CONF.	ADJ CONF.
Average RPI Loss:	141	RECORD	PCT. RANK	GAMES	SCHEDULE	OF SCHEDULE	RPI	RPI	RPI	RPI
DIV. I ONLY	10- 10	174	4- 6	287	152	222	222	18	18	
DIV. I NON-CONF.	6- 3	87	0- 0	343	103	236	236	19	19	

TOTALS	RPI 1-25	RPI 26-50	W-L RECORDS	RPI 51-100	RPI 101-999	RPI 201+				
10- 10	0- 0	0- 0	OVERALL	0- 5	10- 5	7- 2				
5- 4	0- 0	0- 0	HOME	0- 3	5- 1	2- 0				
3- 6	0- 0	0- 0	AWAY	0- 2	3- 4	3- 2				
2- 0	0- 0	0- 0	NEUTRAL	0- 0	2- 0	2- 0				
6- 3	0- 0	0- 0	NON-CONFERENCE	0- 2	6- 1	4- 1				
3- 1	0- 0	0- 0	HOME	0- 1	3- 0	1- 0				
1- 2	0- 0	0- 0	AWAY	0- 1	1- 1	1- 1				
2- 0	0- 0	0- 0	NEUTRAL	0- 0	2- 0	2- 0				
4- 7	0- 0	0- 0	CONFERENCE	0- 3	4- 4	3- 1				
2- 3	0- 0	0- 0	HOME	0- 2	2- 1	1- 0				
2- 4	0- 0	0- 0	AWAY	0- 1	2- 3	2- 1				
0- 0	0- 0	0- 0	NEUTRAL	0- 0	0- 0	0- 0				

RPI 1-25				RPI 26-50				RPI 51-100				RPI 101+				Team's RPI: 222
RPI	S	Opponent	Score	RPI	S	Opponent	Score	RPI	S	Opponent	Score	RPI	S	Opponent	Score	
								51	H	Western Ky.	65 79	113	A	Middle Tenn.	48 56	
								71	A	Indiana	63 68	135	H	UTEP	48 50	
								81	A	UAB	52 68	157	A	Louisiana Tech	53 61	
								84	H	Kansas St.	54 55	171	H	Tulsa	66 43	
								96	H	Rice	49 50	186	H	Charlotte	73 68	
												191	H	SMU	47 40	
												214	A	Fla. Atlantic	65 51	
												237	H	La Salle	70 44	
												275	N	Coastal Caro.	50 34	
												283	H	Old Dominion	63 46	
												295	A	UTSA	58 70	
												302	A	FIU	92 46	
												316	N	Detroit Mercy	63 57	
												324	A	Ill. -Chicago	67 70	
												344	A	Eastern Ill.	63 61	

LAST 12 Division I GAMES:																
214	A	Fla. Atlantic	65 51	113	A	Middle Tenn.	48 56									
302	A	FIU	92 46	186	H	Charlotte	73 68									
295	A	UTSA	58 70	283	H	Old Dominion	63 46									
135	H	UTEP	48 50	96	H	Rice	49 50									
51	H	Western Ky.	65 79	157	A	Louisiana Tech	53 61									
81	A	UAB	52 68	344	A	Eastern Ill.	63 61									

Non-Div I Games: Mid-Amer. Christian 86 52 Tex. A&M Int'l 64 38 Okla. Panhandle 63 41

North Texas

Loss, Non-Conf, S Site, H Home A Away N Neutral

Average RPI Win:	236	WON-LOST	WINNING	LAST 10	STRENGTH OF	OPP. STRENGTH	TEAM	ADJ.	CONF.	ADJ CONF.
Average RPI Loss:	78	RECORD	PCT. RANK	GAMES	SCHEDULE	OF SCHEDULE	RPI	RPI	RPI	RPI
DIV. I ONLY	6- 16	288	1- 9	50	105	223	223	7	7	
DIV. I NON-CONF.	5- 5	170	0- 0	93	240	175	175	8	8	

TOTALS	RPI 1-25	RPI 26-50	W-L RECORDS	RPI 51-100	RPI 101-999	RPI 201+				
6- 16	0- 2	0- 4	OVERALL	0- 5	6- 5	3- 1				
5- 8	0- 2	0- 3	HOME	0- 0	5- 3	3- 1				
0- 7	0- 0	0- 1	AWAY	0- 4	0- 2	0- 0				
1- 1	0- 0	0- 0	NEUTRAL	0- 1	1- 0	0- 0				
5- 5	0- 1	0- 1	NON-CONFERENCE	0- 2	5- 1	3- 0				
4- 2	0- 1	0- 1	HOME	0- 0	4- 0	3- 0				
0- 2	0- 0	0- 0	AWAY	0- 1	0- 1	0- 0				
1- 1	0- 0	0- 0	NEUTRAL	0- 1	1- 0	0- 0				
1- 11	0- 1	0- 3	CONFERENCE	0- 3	1- 4	0- 1				
1- 6	0- 1	0- 2	HOME	0- 0	1- 3	0- 1				
0- 5	0- 0	0- 1	AWAY	0- 3	0- 1	0- 0				
0- 0	0- 0	0- 0	NEUTRAL	0- 0	0- 0	0- 0				

RPI 1-25				RPI 26-50				RPI 51-100				RPI 101+ Team's RPI: 223			
RPI	S	Opponent	Score	RPI	S	Opponent	Score	RPI	S	Opponent	Score	RPI	S	Opponent	Score
15	H	Maryland	54 75	26	H	Central Mich.	86 95	65	A	Toledo	54 60	109	A	Western Mich.	60 76
21	H	Buffalo	66 89	41	H	FGCU	63 82	67	A	Duquesne	60 66	109	H	Western Mich.	51 59
				43	A	Ball St.	65 97	76	A	Ohio	67 70	128	H	Northern Ill.	61 84
				43	H	Ball St.	61 74	80	N	Harvard	63 76	130	A	Bucknell	52 63
								93	A	Miami (OH)	67 75	142	N	SIUE	59 58
												143	H	Kent St.	75 60
												190	H	Youngstown St.	75 58
												203	H	Bowling Green	64 66
												294	H	Southeastern La.	66 54
												307	H	Eastern Ky.	62 45
												341	H	Winthrop	69 43
LAST 12 Division I GAMES:															
128	H	Northern Ill.	61 84	93	A	Miami (OH)	67 75	203	H	Bowling Green	64 66				
109	A	Western Mich.	60 76	43	H	Ball St.	61 74	76	A	Ohio	67 70				
43	A	Ball St.	65 97	51	H	Western Mich.	51 59	65	A	Toledo	54 60				
143	H	Kent St.	75 60	26	H	Central Mich.	86 95	21	H	Buffalo	66 89				

Non-Div I Games: Ohio Christian 93 33

Akron

Average RPI Win:	284	WON-LOST	WINNING	LAST 10	STRENGTH OF	OPP. STRENGTH	TEAM	ADJ.	CONF.	ADJ CONF.
Average RPI Loss:	173	RECORD	PCT. RANK	GAMES	SCHEDULE	OF SCHEDULE	RPI	RPI	RPI	RPI
DIV. I ONLY	12- 10	147	8- 2	330	247	224	224	30	30	
DIV. I NON-CONF.	4- 8	239	0- 2	257	167	237	237	31	31	

TOTALS	RPI 1-25	RPI 26-50	W-L RECORDS	RPI 51-100	RPI 101-999	RPI 201+				
12- 10	0- 1	0- 0	OVERALL	0- 1	12- 8	11- 4				
7- 2	0- 0	0- 0	HOME	0- 0	7- 2	7- 1				
5- 8	0- 1	0- 0	AWAY	0- 1	5- 6	4- 3				
0- 0	0- 0	0- 0	NEUTRAL	0- 0	0- 0	0- 0				
4- 8	0- 1	0- 0	NON-CONFERENCE	0- 1	4- 6	3- 2				
2- 1	0- 0	0- 0	HOME	0- 0	2- 1	2- 0				
2- 7	0- 1	0- 0	AWAY	0- 1	2- 5	1- 2				
0- 0	0- 0	0- 0	NEUTRAL	0- 0	0- 0	0- 0				
8- 2	0- 0	0- 0	CONFERENCE	0- 0	8- 2	8- 2				
5- 1	0- 0	0- 0	HOME	0- 0	5- 1	5- 1				
3- 1	0- 0	0- 0	AWAY	0- 0	3- 1	3- 1				
0- 0	0- 0	0- 0	NEUTRAL	0- 0	0- 0	0- 0				

RPI 1-25				RPI 26-50				RPI 51-100				RPI 101+ Team's RPI: 224			
RPI	S	Opponent	Score	RPI	S	Opponent	Score	RPI	S	Opponent	Score	RPI	S	Opponent	Score
13	A	Stanford	34 57					74	A	South Dakota	50 66	135	A	UTEP	56 67
												154	A	Cal Poly	57 59
												174	H	UC Irvine	59 72
												176	A	Boise St.	65 59
												191	A	SMU	29 41
												219	H	Seattle U	75 68
												229	H	Omaha	52 43
												232	A	UC Riverside	65 68
												240	A	New Mexico St.	48 56
												240	H	New Mexico St.	62 52
												254	A	San Jose St.	57 67
												266	A	UMKC	76 62
												266	H	UMKC	58 60
												313	H	Cal St. Fullerton	55 43
												321	A	UTRGV	67 64
												321	H	UTRGV	71 30
												323	A	Southern Utah	46 45
												327	H	Utah Valley	63 58
												339	A	Chicago St.	63 36
												339	H	Chicago St.	63 49

LAST 12 Division I GAMES:															
321	H	UTRGV	71 30	266	H	UMKC	58 60	240	A	New Mexico St.	48 56				
240	H	New Mexico St.	62 52	321	A	UTRGV	67 64								
266	A	UMKC	76 62	327	H	Utah Valley	63 58								
339	A	Chicago St.	63 36	174	H	UC Irvine	59 72								
219	H	Seattle U	75 68	154	A	Cal Poly	57 59								
339	H	Chicago St.	63 49												

Non-Div I Games: Fresno Pacific 74 63 Whittier 72 35

CSU Bakersfield

Loss, Non-Conf, S Site, H Home A Away N Neutral

Average RPI Win:	287	WON-LOST	WINNING	LAST 10	STRENGTH OF	OPP. STRENGTH	TEAM	ADJ.	CONF.	ADJ CONF.
Average RPI Loss:	151	RECORD	PCT. RANK	GAMES	SCHEDULE	OF SCHEDULE	RPI	RPI	RPI	RPI
DIV. I ONLY	9- 15	248	4- 6	157	313	225	225	25	25	
DIV. I NON-CONF.	3- 7	254	0- 0	52	222	186	186	27	27	

TOTALS	RPI 1-25	RPI 26-50	W-L RECORDS	RPI 51-100	RPI 101-999	RPI 201+				
9- 15	0- 1	0- 1	OVERALL	0- 1	9- 12	8- 5				
5- 4	0- 0	0- 0	HOME	0- 1	5- 3	5- 2				
3- 11	0- 0	0- 0	AWAY	0- 0	3- 1	3- 0				
1- 0	0- 0	0- 0	NEUTRAL	0- 0	1- 0	0- 0				
3- 7	0- 1	0- 1	NON-CONFERENCE	0- 0	3- 5	2- 0				
2- 1	0- 0	0- 0	HOME	0- 0	2- 1	2- 0				
0- 6	0- 1	0- 1	AWAY	0- 0	0- 4	0- 0				
1- 0	0- 0	0- 0	NEUTRAL	0- 0	1- 0	0- 0				
6- 8	0- 0	0- 0	CONFERENCE	0- 1	6- 7	6- 5				
3- 3	0- 0	0- 0	HOME	0- 1	3- 2	3- 2				
3- 5	0- 0	0- 0	AWAY	0- 0	3- 5	3- 3				
0- 0	0- 0	0- 0	NEUTRAL	0- 0	0- 0	0- 0				

RPI 1-25				RPI 26-50				RPI 51-100				RPI 101+ Team's RPI: 225			
RPI	S	Opponent	Score	RPI	S	Opponent	Score	RPI	S	Opponent	Score	RPI	S	Opponent	Score
4	A	Louisville	40 80	43	A	Ball St.	56 69	72	H	Belmont	57 67	107	A	Western Ill.	59 87
												108	A	George Mason	38 57
												123	N	Saint Francis (PA)	82 50
												133	A	Cincinnati	52 65
												142	A	SIUE	57 65
												166	A	Kansas	50 51
												172	H	Southern Ill.	74 79
												194	A	UT Martin	65 72
												210	A	Jacksonville St.	48 55
												218	A	Morehead St.	58 60
												218	H	Morehead St.	56 59
												236	A	Austin Peay	65 66
												236	H	Austin Peay	50 61
												250	H	Bradley	57 53
												292	A	Murray St.	85 74
												292	H	Murray St.	80 70
												298	A	Tennessee Tech	70 66
												307	H	Eastern Ky.	69 55
												332	H	Tennessee St.	71 66
												344	A	Eastern Ill.	77 54
												348	H	Evansville	74 65

LAST 12 Division I GAMES:															
194	A	UT Martin	65 72	344	A	Eastern Ill.	77 54								
218	A	Morehead St.	58 60	142	A	SIUE	57 65								
236	H	Austin Peay	50 61	307	H	Eastern Ky.	69 55								
292	H	Murray St.	80 70	218	H	Morehead St.	56 59								
210	A	Jacksonville St.	48 55	236	A	Austin Peay	65 66								
298	A	Tennessee Tech	70 66	292	A	Murray St.	85 74								

Non-Div I Games: Evangel 72 60 Missouri Valley 69 34

Southeast Mo. St.

Average RPI Win:	269	WON-LOST	WINNING	LAST 10	STRENGTH OF	OPP. STRENGTH	TEAM	ADJ.	CONF.	ADJ CONF.
Average RPI Loss:	154	RECORD	PCT. RANK	GAMES	SCHEDULE	OF SCHEDULE	RPI	RPI	RPI	RPI
DIV. I ONLY	10- 13	211	6- 4	226	275	226	226	26	26	
DIV. I NON-CONF.	3- 7	254	0- 0	83	175	207	207	25	25	

TOTALS	RPI 1-25	RPI 26-50	W-L RECORDS	RPI 51-100	RPI 101-999	RPI 201+				
10- 13	0- 1	0- 1	OVERALL	0- 1	10- 10	9- 5				
6- 4	0- 0	0- 0	HOME	0- 1	6- 3	6- 2				
4- 9	0- 0	0- 0	AWAY	0- 0	4- 2	3- 1				
0- 0	0- 0	0- 0	NEUTRAL	0- 0	0- 0	0- 0				
3- 7	0- 1	0- 1	NON-CONFERENCE	0- 1	3- 4	3- 1				
2- 2	0- 0	0- 0	HOME	0- 1	2- 1	2- 1				
1- 5	0- 1	0- 1	AWAY	0- 0	1- 3	1- 0				
0- 0	0- 0	0- 0	NEUTRAL	0- 0	0- 0	0- 0				
7- 6	0- 0	0- 0	CONFERENCE	0- 0	7- 6	6- 4				
4- 2	0- 0	0- 0	HOME	0- 0	4- 2	4- 1				
3- 4	0- 0	0- 0	AWAY	0- 0	3- 4	2- 3				
0- 0	0- 0	0- 0	NEUTRAL	0- 0	0- 0	0- 0				

RPI 1-25				RPI 26-50				RPI 51-100				RPI 101+ Team's RPI: 226			
RPI	S	Opponent	Score	RPI	S	Opponent	Score	RPI	S	Opponent	Score	RPI	S	Opponent	Score
18	A	Missouri	45 81	44	A	Miami (FL)	46 76	63	H	Houston	66 78	105	A	Tulane	56 79
												110	A	Lamar University	77 100
												124	A	South Ala.	45 67
												131	A	Central Ark.	52 48
												134	H	SFA	67 74
												160	A	Louisiana	57 66
												202	H	CSUN	76 73
												210	H	Jacksonville St.	54 59
												215	A	Abilene Christian	70 80
												244	H	Texas Southern	72 69
												251	H	Nicholls St.	61 62
												256	A	A&M-Corpus Christi	68 75
												256	H	A&M-Corpus Christi	66 49
												260	A	McNeese	77 64
												311	A	Northwestern St.	47 52
												311	H	Northwestern St.	81 63
												314	A	Incarnate Word	72 45
												314	H	Incarnate Word	52 50
												322	H	Houston Baptist	70 52
												337	A	La. -Monroe	89 51
LAST 12 Division I GAMES:															
256	A	A&M-Corpus Christi	68 75	131	A	Central Ark.	52 48	256	H	A&M-Corpus Christi	66 49				
251	H	Nicholls St.	61 62	134	H	SFA	67 74	260	A	McNeese	77 64				
311	A	Northwestern St.	47 52	110	A	Lamar University	77 100	322	H	Houston Baptist	70 52				
314	A	Incarnate Word	72 45												
311	H	Northwestern St.	81 63												
314	H	Incarnate Word	52 50												

Non-Div I Games: Xavier (LA) 85 50

New Orleans

Average RPI Win:	231	WON-LOST	WINNING	LAST 10	STRENGTH OF	OPP. STRENGTH	TEAM	ADJ.	CONF.	ADJ CONF.
Average RPI Loss:	154	RECORD	PCT. RANK	GAMES	SCHEDULE	OF SCHEDULE	RPI	RPI	RPI	RPI
DIV. I ONLY	9- 15	248	3- 7	141	238	227	227	13	13	
DIV. I NON-CONF.	4- 6	214	0- 0	115	344	193	193	11	11	

TOTALS	RPI 1-25	RPI 26-50	W-L RECORDS	RPI 51-100	RPI 101-999	RPI 201+				
9- 15	0- 0	0- 1	OVERALL	0- 3	9- 11	5- 4				
7- 4	0- 0	0- 0	HOME	0- 0	7- 4	4- 2				
2- 11	0- 0	0- 1	AWAY	0- 3	2- 7	1- 2				
0- 0	0- 0	0- 0	NEUTRAL	0- 0	0- 0	0- 0				
4- 6	0- 0	0- 0	NON-CONFERENCE	0- 2	4- 4	2- 2				
2- 2	0- 0	0- 0	HOME	0- 0	2- 2	1- 2				
2- 4	0- 0	0- 0	AWAY	0- 2	2- 2	1- 0				
0- 0	0- 0	0- 0	NEUTRAL	0- 0	0- 0	0- 0				
5- 9	0- 0	0- 1	CONFERENCE	0- 1	5- 7	3- 2				
5- 2	0- 0	0- 0	HOME	0- 0	5- 2	3- 0				
0- 7	0- 0	0- 1	AWAY	0- 1	0- 5	0- 2				
0- 0	0- 0	0- 0	NEUTRAL	0- 0	0- 0	0- 0				

RPI 1-25				RPI 26-50				RPI 51-100				RPI 101+				Team's RPI: 227
RPI	S	Opponent	Score	RPI	S	Opponent	Score	RPI	S	Opponent	Score	RPI	S	Opponent	Score	
				50	A	Gonzaga	51 73	56	A	UC Davis	64 69	125	H	BYU	67 73	
								75	A	Saint Mary's (CA)	62 75	144	H	Idaho St.	80 74	
								89	A	Utah	65 89	149	A	Loyola Marymount	60 75	
												149	H	Loyola Marymount	85 74	
												150	A	Weber St.	61 71	
												151	A	San Francisco	67 68	
												151	H	San Francisco	95 92	
												173	A	Pacific	73 84	
												173	H	Pacific	77 85	
												174	A	UC Irvine	74 75	
												189	A	Nevada	77 72	
												205	A	San Diego	53 79	
												205	H	San Diego	66 62	
												219	H	Seattle U	62 65	
												240	H	New Mexico St.	64 86	
												276	A	Santa Clara	50 54	
												276	H	Santa Clara	56 55	
												308	H	Portland	83 79	
												326	A	Long Beach St.	83 71	
												327	H	Utah Valley	71 44	
LAST 12 Division I GAMES:																
149	H	Loyola Marymount	85 74	151	H	San Francisco	95 92									
205	A	San Diego	53 79	173	H	Pacific	77 85									
173	A	Pacific	73 84	75	A	Saint Mary's (CA)	62 75									
308	H	Portland	83 79	125	H	BYU	67 73									
276	A	Santa Clara	50 54	151	A	San Francisco	67 68									
149	A	Loyola Marymount	60 75	50	A	Gonzaga	51 73									

Non-Div I Games:

Pepperdine

Average RPI Win:	300	WON-LOST	WINNING	LAST 10	STRENGTH OF	OPP. STRENGTH	TEAM	ADJ.	CONF.	ADJ CONF.
Average RPI Loss:	60	RECORD	PCT. RANK	GAMES	SCHEDULE	OF SCHEDULE	RPI	RPI	RPI	RPI
DIV. I ONLY	7- 17	278	1- 9	72	87	228	228	4	4	
DIV. I NON-CONF.	6- 5	153	0- 0	286	294	268	268	5	5	

TOTALS	RPI 1-25	RPI 26-50	W-L RECORDS	RPI 51-100	RPI 101-999	RPI 201+				
7- 17	0- 4	0- 4	OVERALL	0- 6	7- 3	6- 0				
6- 10	0- 3	0- 3	HOME	0- 1	6- 3	6- 0				
1- 7	0- 1	0- 1	AWAY	0- 5	1- 0	0- 0				
0- 0	0- 0	0- 0	NEUTRAL	0- 0	0- 0	0- 0				
6- 5	0- 1	0- 1	NON-CONFERENCE	0- 2	6- 1	6- 0				
6- 3	0- 1	0- 1	HOME	0- 0	6- 1	6- 0				
0- 2	0- 0	0- 0	AWAY	0- 2	0- 0	0- 0				
0- 0	0- 0	0- 0	NEUTRAL	0- 0	0- 0	0- 0				
1- 12	0- 3	0- 3	CONFERENCE	0- 4	1- 2	0- 0				
0- 7	0- 2	0- 2	HOME	0- 1	0- 2	0- 0				
1- 5	0- 1	0- 1	AWAY	0- 3	1- 0	0- 0				
0- 0	0- 0	0- 0	NEUTRAL	0- 0	0- 0	0- 0				

RPI 1-25				RPI 26-50				RPI 51-100				RPI 101+ Team's RPI: 228			
RPI	S	Opponent	Score	RPI	S	Opponent	Score	RPI	S	Opponent	Score	RPI	S	Opponent	Score
7	A	Bayl or	49 97	27	H	LSU	40 48	52	A	West Vi rgi ni a	52 82	121	H	Iowa St.	54 66
7	H	Bayl or	44 90	28	H	Okl ahoma	52 73	52	H	West Vi rgi ni a	60 74	153	H	Texas St.	70 87
9	H	Texas	39 90	45	A	Okl ahoma St.	62 80	60	A	TCU	72 93	166	A	Kansas	68 56
17	H	Texas A&M	56 90	45	H	Okl ahoma St.	57 98	63	A	Houston	75 79	166	H	Kansas	47 60
								84	A	Kansas St.	69 83	271	H	Prai ri e Vi ew	89 60
								86	A	New Mexi co	56 90	314	H	Incarnate Word	80 54

LAST 12 Di vi si on I GAMES:															
52	H	West Vi rgi ni a	60 74	166	A	Kansas	68 56	121	H	Iowa St.	54 66	28	H	Okl ahoma	52 73
84	A	Kansas St.	69 83	7	H	Bayl or	44 90	60	A	TCU	72 93	52	A	West Vi rgi ni a	60 74
7	H	Bayl or	44 90	45	A	Okl ahoma St.	62 80	166	H	Kansas	47 60	7	A	Bayl or	49 97
45	A	Okl ahoma St.	62 80	52	A	West Vi rgi ni a	52 82								
52	A	West Vi rgi ni a	52 82	9	H	Texas	39 90								

Non-Di v I Games:

Texas Tech

Average RPI Win:	292	WON-LOST	WINNING	LAST 10	STRENGTH OF	OPP. STRENGTH	TEAM	ADJ.	CONF.	ADJ CONF.
Average RPI Loss:	160	RECORD	PCT. RANK	GAMES	SCHEDULE	OF SCHEDULE	RPI	RPI	RPI	RPI
DIV. I ONLY	10- 13	211	6- 4	197	343	230	230	31	31	
DIV. I NON-CONF.	4- 9	249	1- 1	59	306	220	220	30	30	

TOTALS	RPI 1-25	RPI 26-50	W-L RECORDS	RPI 51-100	RPI 101-999	RPI 201+				
10- 13	0- 2	0- 0	OVERALL	0- 1	10- 10	10- 4				
7- 4	0- 0	0- 0	HOME	0- 0	7- 4	7- 1				
3- 9	0- 0	0- 0	AWAY	0- 0	3- 1	3- 1				
0- 0	0- 0	0- 0	NEUTRAL	0- 0	0- 0	0- 0				
4- 9	0- 2	0- 0	NON-CONFERENCE	0- 1	4- 6	4- 1				
4- 2	0- 0	0- 0	HOME	0- 0	4- 2	4- 0				
0- 7	0- 2	0- 0	AWAY	0- 1	0- 4	0- 1				
0- 0	0- 0	0- 0	NEUTRAL	0- 0	0- 0	0- 0				
6- 4	0- 0	0- 0	CONFERENCE	0- 0	6- 4	6- 3				
3- 2	0- 0	0- 0	HOME	0- 0	3- 2	3- 1				
3- 2	0- 0	0- 0	AWAY	0- 0	3- 2	3- 2				
0- 0	0- 0	0- 0	NEUTRAL	0- 0	0- 0	0- 0				

RPI 1-25				RPI 26-50				RPI 51-100				RPI 101+ Team's RPI: 230			
RPI	S	Opponent	Score	RPI	S	Opponent	Score	RPI	S	Opponent	Score	RPI	S	Opponent	Score
15	A	Maryland	49 111					54	A	Mercer	44 70	122	A	Georgetown	41 93
23	A	Georgia	47 87									129	H	Bethune-Cookman	55 59
												132	H	Brown	81 85
												133	A	Cincinnati	53 87
												139	H	William & Mary	71 83
												197	A	Siena	61 72
												206	H	Hampton	68 63
												217	H	N. C. A&T	68 76
												249	H	Campbell	63 61
												265	A	Morgan St.	68 61
												274	A	Vermont	65 88
												277	H	Fairleigh Dickinson	68 65
												280	H	St. Francis Brooklyn	72 69
												300	A	UMES	52 58
												302	H	FIU	69 62
												318	A	South Carolina St.	68 58
												335	H	N. C. Central	69 54
												342	A	Florida A&M	59 74
												342	H	Florida A&M	76 65
												343	A	Savannah St.	87 59

LAST 12 Division I GAMES:															
265	A	Morgan St.	68 61	318	A	South Carolina St.	68 58								
342	H	Florida A&M	76 65	206	H	Hampton	68 63								
300	A	UMES	52 58	129	H	Bethune-Cookman	55 59								
217	H	N. C. A&T	68 76	342	A	Florida A&M	59 74								
335	H	N. C. Central	69 54	132	H	Brown	81 85								
343	A	Savannah St.	87 59	249	H	Campbell	63 61								

Non-Div I Games:

Howard

Average RPI Win:	292	WON-LOST	WINNING	LAST 10	STRENGTH OF	OPP. STRENGTH	TEAM	ADJ.	CONF.	ADJ CONF.
Average RPI Loss:	162	RECORD	PCT. RANK	GAMES	SCHEDULE	OF SCHEDULE	RPI	RPI	RPI	RPI
DIV. I ONLY	12- 11	163	7- 3	328	276	231	231	32	32	
DIV. I NON-CONF.	3- 8	268	0- 0	266	98	273	273	32	32	

TOTALS	RPI 1-25	RPI 26-50	W-L RECORDS	RPI 51-100	RPI 101-999	RPI 201+				
12- 11	0- 1	0- 0	OVERALL	0- 2	12- 8	11- 3				
7- 2	0- 1	0- 0	HOME	0- 0	7- 1	6- 1				
5- 8	0- 0	0- 0	AWAY	0- 0	5- 1	5- 1				
0- 1	0- 0	0- 0	NEUTRAL	0- 0	0- 1	0- 0				
3- 8	0- 1	0- 0	NON-CONFERENCE	0- 2	3- 5	3- 1				
2- 1	0- 1	0- 0	HOME	0- 0	2- 0	2- 0				
1- 6	0- 0	0- 0	AWAY	0- 2	1- 4	1- 1				
0- 1	0- 0	0- 0	NEUTRAL	0- 0	0- 1	0- 0				
9- 3	0- 0	0- 0	CONFERENCE	0- 0	9- 3	8- 2				
5- 1	0- 0	0- 0	HOME	0- 0	5- 1	4- 1				
4- 2	0- 0	0- 0	AWAY	0- 0	4- 2	4- 1				
0- 0	0- 0	0- 0	NEUTRAL	0- 0	0- 0	0- 0				

RPI 1-25				RPI 26-50				RPI 51-100				RPI 101+				Team's RPI: 231
RPI	S	Opponent	Score	RPI	S	Opponent	Score	RPI	S	Opponent	Score	RPI	S	Opponent	Score	
6	H	Florida St.	53 96					94	A	Arkansas	62 79	102	N	North Carolina	63 79	
								100	A	Alabama	49 73	157	A	Louisiana Tech	53 64	
												177	A	Southern U.	44 63	
												177	H	Southern U.	79 71	
												187	A	Arkansas St.	56 76	
												191	A	Memphis	48 57	
												212	A	Xavier	67 72	
												244	H	Texas Southern	63 73	
												260	A	McNeese	75 60	
												271	A	Prairie View	75 68	
												271	H	Prairie View	81 79	
												294	H	Southeastern La.	61 52	
												301	A	Alcorn	75 68	
												301	H	Alcorn	68 51	
												305	H	Alabama St.	93 71	
												309	A	Jackson St.	70 82	
												317	H	Alabama A&M	78 49	
												336	A	Ark. -Pine Bluff	66 57	
												337	H	La. -Monroe	61 52	
												338	A	Mississippi Val.	64 62	

LAST 12 Division I GAMES:																
271	A	Prairie View	75 68	244	H	Texas Southern	63 73									
301	H	Alcorn	68 51	271	H	Prairie View	81 79									
177	H	Southern U.	79 71	301	A	Alcorn	75 68									
338	A	Mississippi Val.	64 62	177	A	Southern U.	44 63									
336	A	Ark. -Pine Bluff	66 57	305	H	Alabama St.	93 71									
309	A	Jackson St.	70 82	317	H	Alabama A&M	78 49									

Non-Div I Games:

Grambling

Average RPI Win:	223	WON-LOST	WINNING	LAST 10	STRENGTH OF	OPP. STRENGTH	TEAM	ADJ.	CONF.	ADJ CONF.
Average RPI Loss:	125	RECORD	PCT. RANK	GAMES	SCHEDULE	OF SCHEDULE	RPI	RPI	RPI	RPI
DIV. I ONLY	7- 18	287	4- 6	90	141	232	232	21	21	
DIV. I NON-CONF.	3- 11	289	0- 1	44	43	197	197	20	20	

TOTALS	RPI 1-25	RPI 26-50	W-L RECORDS	RPI 51-100	RPI 101-999	RPI 201+				
7- 18	0- 2	0- 3	OVERALL	1- 2	6- 11	5- 3				
5- 5	0- 0	0- 1	HOME	0- 0	5- 4	5- 0				
1- 11	0- 2	0- 2	AWAY	0- 2	1- 5	0- 2				
1- 2	0- 0	0- 0	NEUTRAL	1- 0	0- 2	0- 1				
3- 11	0- 2	0- 3	NON-CONFERENCE	1- 1	2- 5	1- 1				
1- 3	0- 0	0- 1	HOME	0- 0	1- 2	1- 0				
1- 6	0- 2	0- 2	AWAY	0- 1	1- 1	0- 0				
1- 2	0- 0	0- 0	NEUTRAL	1- 0	0- 2	0- 1				
4- 7	0- 0	0- 0	CONFERENCE	0- 1	4- 6	4- 2				
4- 2	0- 0	0- 0	HOME	0- 0	4- 2	4- 0				
0- 5	0- 0	0- 0	AWAY	0- 1	0- 4	0- 2				
0- 0	0- 0	0- 0	NEUTRAL	0- 0	0- 0	0- 0				

RPI 1-25				RPI 26-50				RPI 51-100				RPI 101+ Team's RPI: 232			
RPI	S	Opponent	Score	RPI	S	Opponent	Score	RPI	S	Opponent	Score	RPI	S	Opponent	Score
11	A	UCLA	48 68	33	A	Arizona St.	48 73	56	A	UC Davis	63 74	121	A	Iowa St.	66 89
13	A	Stanford	43 53	47	A	Minnesota	75 101	74	A	South Dakota	66 75	135	H	UTEP	62 73
				48	H	Southern Cal i forni a	46 64	90	N	UNLV	95 88	148	A	Fresno St.	68 56
												149	H	Loyola Marymount	59 67
												154	A	Cal Poly	73 91
												154	H	Cal Poly	82 87
												174	A	UC Irvine	63 76
												174	H	UC Irvine	71 81
												191	N	SMU	51 73
												202	A	CSUN	55 60
												204	H	UC Santa Barbara	84 76
												224	H	CSU Bakersfield	68 65
												253	A	Hawaii	57 63
												253	H	Hawaii	79 57
												268	N	Sacramento St.	72 99
												313	H	Cal St. Fullerton	63 50
												326	H	Long Beach St.	77 53

LAST 12 Division I GAMES:															
174	A	UC Irvine	63 76	253	H	Hawaii	79 57	313	H	Cal St. Fullerton	63 50	56	A	UC Davis	63 74
204	H	UC Santa Barbara	84 76	326	H	Long Beach St.	77 53	154	H	Cal Poly	82 87	135	H	UTEP	62 73
154	A	Cal Poly	73 91												
253	A	Hawaii	57 63												
174	H	UC Irvine	71 81												
202	A	CSUN	55 60												

Non-Div I Games:

UC Riverside

Average RPI Win:	259	WON-LOST	WINNING	LAST 10	STRENGTH OF	OPP. STRENGTH	TEAM	ADJ.	CONF.	ADJ CONF.
Average RPI Loss:	147	RECORD	PCT. RANK	GAMES	SCHEDULE	OF SCHEDULE	RPI	RPI	RPI	RPI
DIV. I ONLY	9- 14	237	3- 7	196	242	233	233	15	15	
DIV. I NON-CONF.	4- 6	214	0- 0	227	327	248	248	18	18	

TOTALS	RPI 1-25	RPI 26-50	W-L RECORDS	RPI 51-100	RPI 101-999	RPI 201+				
9- 14	0- 0	0- 1	OVERALL	0- 4	9- 9	8- 3				
5- 6	0- 0	0- 1	HOME	0- 1	5- 4	5- 2				
4- 8	0- 0	0- 0	AWAY	0- 3	4- 5	3- 1				
0- 0	0- 0	0- 0	NEUTRAL	0- 0	0- 0	0- 0				
4- 6	0- 0	0- 1	NON-CONFERENCE	0- 2	4- 3	4- 2				
3- 2	0- 0	0- 1	HOME	0- 0	3- 1	3- 1				
1- 4	0- 0	0- 0	AWAY	0- 2	1- 2	1- 1				
0- 0	0- 0	0- 0	NEUTRAL	0- 0	0- 0	0- 0				
5- 8	0- 0	0- 0	CONFERENCE	0- 2	5- 6	4- 1				
2- 4	0- 0	0- 0	HOME	0- 1	2- 3	2- 1				
3- 4	0- 0	0- 0	AWAY	0- 1	3- 3	2- 0				
0- 0	0- 0	0- 0	NEUTRAL	0- 0	0- 0	0- 0				

RPI	S	Opponent	Score	RPI	S	Opponent	Score	RPI	S	Opponent	Score	RPI	S	Opponent	Score	Team's RPI: 233
34	H	Princeton	45 53	55	A	Drexel	37 52	130	A	Bucknell I	53 83	130	H	Bucknell I	57 80	
				59	H	American	67 74	136	A	Robert Morris	42 63	163	A	Lehigh	45 70	
				78	A	Penn	42 55	179	A	Army West Point	39 48	179	H	Army West Point	60 65	
				82	A	Navy	59 65	198	A	Boston U.	47 45	234	A	Loyola Maryland	73 64	
								234	H	Loyola Maryland	65 54	237	H	La Salle	47 74	
								245	A	Holy Cross	69 65	245	H	Holy Cross	56 69	
								267	A	Cornell	59 58	269	H	Rider	60 45	
								273	H	LIU Brooklyn	69 53	278	H	Colgate	63 48	
								329	H	Wagner	70 52	345	A	Saint Peter's	61 64	
LAST 12 Division I GAMES:																
234	A	Loyola Maryland	73 64	82	A	Navy	59 65	234	H	Loyola Maryland	65 54					
179	A	Army West Point	39 48	179	H	Army West Point	60 65	130	A	Bucknell I	53 83					
130	H	Bucknell I	57 80	278	H	Colgate	63 48	329	H	Wagner	70 52					
245	H	Holy Cross	56 69	245	A	Holy Cross	69 65									
198	A	Boston U.	47 45													
59	H	American	67 74													

Non-Div I Games:

Lafayette

Average RPI Win:	218	WON-LOST	WINNING	LAST 10	STRENGTH OF	OPP. STRENGTH	TEAM	ADJ.	CONF.	ADJ CONF.
Average RPI Loss:	150	RECORD	PCT. RANK	GAMES	SCHEDULE	OF SCHEDULE	RPI	RPI	RPI	RPI
DIV. I ONLY	7- 17	278	5- 5	116	225	234	234	15	15	
DIV. I NON-CONF.	2- 9	295	0- 0	110	280	259	259	18	18	

TOTALS	RPI 1-25	RPI 26-50	W-L RECORDS	RPI 51-100	RPI 101-999	RPI 201+				
7- 17	0- 1	0- 1	OVERALL	0- 3	7- 12	4- 5				
4- 6	0- 0	0- 0	HOME	0- 1	4- 5	3- 2				
3- 11	0- 1	0- 1	AWAY	0- 2	3- 7	1- 3				
0- 0	0- 0	0- 0	NEUTRAL	0- 0	0- 0	0- 0				
2- 9	0- 1	0- 1	NON-CONFERENCE	0- 0	2- 7	1- 3				
1- 3	0- 0	0- 0	HOME	0- 0	1- 3	1- 1				
1- 6	0- 1	0- 1	AWAY	0- 0	1- 4	0- 2				
0- 0	0- 0	0- 0	NEUTRAL	0- 0	0- 0	0- 0				
5- 8	0- 0	0- 0	CONFERENCE	0- 3	5- 5	3- 2				
3- 3	0- 0	0- 0	HOME	0- 1	3- 2	2- 1				
2- 5	0- 0	0- 0	AWAY	0- 2	2- 3	1- 1				
0- 0	0- 0	0- 0	NEUTRAL	0- 0	0- 0	0- 0				

RPI 1-25				RPI 26-50				RPI 51-100				RPI 101+				Team's RPI: 234
RPI	S	Opponent	Score	RPI	S	Opponent	Score	RPI	S	Opponent	Score	RPI	S	Opponent	Score	
15	A	Maryl and	45 114	32	A	Marquette	63 83	59	A	American	56 69	108	H	George Mason	72 80	
								59	H	American	58 71	117	A	Del aware	38 71	
								82	A	Navy	44 73	122	H	Georgetown	54 72	
												130	A	Bucknell I	68 65	
												139	A	William & Mary	49 70	
												163	H	Lehigh	67 64	
												179	A	Army West Point	47 62	
												179	H	Army West Point	62 69	
												198	A	Boston U.	56 75	
												199	A	Norfol k St.	61 58	
												233	A	Lafayette	54 65	
												233	H	Lafayette	64 73	
												245	A	Holy Cross	65 58	
												245	H	Holy Cross	77 60	
												259	H	Towson	67 76	
												262	A	Mt. St. Mary's	63 71	
												267	H	Cornell I	78 63	
												278	H	Col gate	70 55	
												280	A	St. Francis Brooklyn	47 64	
LAST 12 Division I GAMES:																
233	H	Lafayette	64 73	130	A	Bucknell I	68 65	233	A	Lafayette	54 65					
59	A	American	56 69	59	H	American	58 71	245	H	Holy Cross	77 60					
245	A	Holy Cross	65 58	179	A	Army West Point	47 62	198	A	Boston U.	56 75					
163	H	Lehigh	67 64	179	H	Army West Point	62 69									
278	H	Col gate	70 55													

Non-Div I Games:

Loyola Maryl and

Average RPI Win:	254	WON-LOST	WINNING	LAST 10	STRENGTH OF	OPP. STRENGTH	TEAM	ADJ.	CONF.	ADJ CONF.
Average RPI Loss:	147	RECORD	PCT. RANK	GAMES	SCHEDULE	OF SCHEDULE	RPI	RPI	RPI	RPI
DIV. I ONLY	11- 11	174	5- 5	327	118	235	235	19	19	
DIV. I NON-CONF.	4- 5	202	0- 0	250	209	203	203	13	13	

TOTALS	RPI 1-25	RPI 26-50	W-L RECORDS	RPI 51-100	RPI 101-999	RPI 201+				
11- 11	0- 0	0- 3	OVERALL	1- 0	10- 8	8- 3				
7- 2	0- 0	0- 1	HOME	1- 0	6- 1	4- 0				
3- 8	0- 0	0- 2	AWAY	0- 0	3- 6	3- 3				
1- 1	0- 0	0- 0	NEUTRAL	0- 0	1- 1	1- 0				
4- 5	0- 0	0- 1	NON-CONFERENCE	1- 0	3- 4	2- 2				
2- 0	0- 0	0- 0	HOME	1- 0	1- 0	0- 0				
1- 4	0- 0	0- 1	AWAY	0- 0	1- 3	1- 2				
1- 1	0- 0	0- 0	NEUTRAL	0- 0	1- 1	1- 0				
7- 6	0- 0	0- 2	CONFERENCE	0- 0	7- 4	6- 1				
5- 2	0- 0	0- 1	HOME	0- 0	5- 1	4- 0				
2- 4	0- 0	0- 1	AWAY	0- 0	2- 3	2- 1				
0- 0	0- 0	0- 0	NEUTRAL	0- 0	0- 0	0- 0				

RPI	S	Opponent	Score	RPI	S	Opponent	Score	RPI	S	Opponent	Score	RPI	S	Opponent	Score
31	A	Northern Colo.	69 82	31	H	Northern Colo.	63 78	73	H	Wyoming	50 46	125	A	BYU	54 75
48	A	Southern California	47 98									134	H	SFA	59 54
												138	A	Portland St.	53 62
												138	H	Portland St.	60 69
												170	A	North Dakota	70 79
												170	H	North Dakota	72 56
												189	N	Nevada	53 67
												229	A	Omaha	53 64
												239	H	Montana	81 64
												253	A	Hawaii	75 81
												268	A	Sacramento St.	77 88
												268	H	Sacramento St.	85 50
												297	N	Utah St.	64 52
												320	A	Northern Ariz.	78 56
												320	H	Northern Ariz.	81 39
												323	A	Southern Utah	63 57
												323	H	Southern Utah	91 71
												326	A	Long Beach St.	62 51

LAST 12 Division I GAMES:															
138	A	Portland St.	53 62	239	H	Montana	81 64								
268	A	Sacramento St.	77 88	268	H	Sacramento St.	85 50								
31	H	Northern Colo.	63 78	138	H	Portland St.	60 69								
170	H	North Dakota	72 56	170	A	North Dakota	70 79								
323	A	Southern Utah	63 57	31	A	Northern Colo.	69 82								
320	A	Northern Ariz.	78 56	320	H	Northern Ariz.	81 39								

Non-Div I Games: Mont. St. Billings 67 47 Providence (MT) 66 31

Montana St.

Loss, Non-Conf, S Site, H Home A Away N Neutral

Average RPI Win:	290	WON-LOST	WINNING	LAST 10	STRENGTH OF	OPP. STRENGTH	TEAM	ADJ.	CONF.	ADJ CONF.
Average RPI Loss:	171	RECORD	PCT. RANK	GAMES	SCHEDULE	OF SCHEDULE	RPI	RPI	RPI	RPI
DIV. I ONLY	12- 11	163	4- 6	329	302	236	236	25	25	
DIV. I NON-CONF.	5- 4	146	0- 0	319	309	212	212	27	27	

TOTALS	RPI 1-25	RPI 26-50	W-L RECORDS	RPI 51-100	RPI 101-999	RPI 201+				
12- 11	0- 0	0- 1	OVERALL	0- 2	12- 8	11- 5				
6- 3	0- 0	0- 0	HOME	0- 0	6- 3	5- 1				
6- 8	0- 0	0- 0	AWAY	0- 1	6- 1	6- 1				
0- 0	0- 0	0- 0	NEUTRAL	0- 0	0- 0	0- 0				
5- 4	0- 0	0- 1	NON-CONFERENCE	0- 1	5- 2	5- 1				
2- 1	0- 0	0- 0	HOME	0- 0	2- 1	2- 0				
3- 3	0- 0	0- 1	AWAY	0- 1	3- 1	3- 1				
0- 0	0- 0	0- 0	NEUTRAL	0- 0	0- 0	0- 0				
7- 7	0- 0	0- 0	CONFERENCE	0- 1	7- 6	6- 4				
4- 2	0- 0	0- 0	HOME	0- 0	4- 2	3- 1				
3- 5	0- 0	0- 0	AWAY	0- 1	3- 4	3- 3				
0- 0	0- 0	0- 0	NEUTRAL	0- 0	0- 0	0- 0				

RPI 1-25				RPI 26-50				RPI 51-100				RPI 101+ Team's RPI: 236			
RPI	S	Opponent	Score	RPI	S	Opponent	Score	RPI	S	Opponent	Score	RPI	S	Opponent	Score
				43	A	Ball St.	57 89	72	A	Belmont	75 78	107	H	Western Ill.	68 81
								99	A	Butler	54 75	142	H	SIUE	38 61
												194	A	UT Martin	66 100
												194	H	UT Martin	69 62
												210	A	Jacksonville St.	47 65
												211	A	Illinois	47 59
												218	H	Morehead St.	59 66
												225	A	Southeast Mo. St.	61 50
												225	H	Southeast Mo. St.	66 65
												243	A	Northern Ky.	53 52
												261	A	Lipscomb	71 63
												292	A	Murray St.	65 91
												298	A	Tennessee Tech	59 63
												307	H	Eastern Ky.	59 45
												317	A	Alabama A&M	55 52
												332	A	Tennessee St.	75 59
												336	H	Ark.-Pine Bluff	97 61
												344	A	Eastern Ill.	75 66
												344	H	Eastern Ill.	69 59
												348	H	Evansville	82 73

LAST 12 Division I GAMES:															
				344	A	Eastern Ill.	75 66	72	A	Belmont	75 78				
				292	A	Murray St.	65 91	332	A	Tennessee St.	75 59				
				225	A	Southeast Mo. St.	61 50	210	A	Jacksonville St.	47 65				
				194	A	UT Martin	66 100	298	A	Tennessee Tech	59 63				
				218	H	Morehead St.	59 66	225	H	Southeast Mo. St.	66 65				
				307	H	Eastern Ky.	59 45	194	H	UT Martin	69 62				

Non-Div I Games: Christian Bros. 73 50 Trevecca Nazarene 80 72

Austin Peay

Average RPI Win:	202	WON-LOST	WINNING	LAST 10	STRENGTH OF	OPP. STRENGTH	TEAM	ADJ.	CONF.	ADJ CONF.
Average RPI Loss:	151	RECORD	PCT. RANK	GAMES	SCHEDULE	OF SCHEDULE	RPI	RPI	RPI	RPI
DIV. I ONLY	8- 17	268	3- 7	143	161	237	237	12	12	
DIV. I NON-CONF.	5- 8	220	0- 1	98	188	151	151	10	10	

TOTALS	RPI 1-25	RPI 26-50	W-L RECORDS	RPI 51-100	RPI 101-999	RPI 201+				
8- 17	0- 1	0- 1	OVERALL	1- 5	7- 10	4- 4				
4- 7	0- 1	0- 1	HOME	1- 0	3- 5	2- 1				
3- 10	0- 0	0- 0	AWAY	0- 5	3- 5	2- 3				
1- 0	0- 0	0- 0	NEUTRAL	0- 0	1- 0	0- 0				
5- 8	0- 1	0- 0	NON-CONFERENCE	1- 3	4- 4	2- 2				
1- 3	0- 1	0- 0	HOME	1- 0	0- 2	0- 1				
3- 5	0- 0	0- 0	AWAY	0- 3	3- 2	2- 1				
1- 0	0- 0	0- 0	NEUTRAL	0- 0	1- 0	0- 0				
3- 9	0- 0	0- 1	CONFERENCE	0- 2	3- 6	2- 2				
3- 4	0- 0	0- 1	HOME	0- 0	3- 3	2- 0				
0- 5	0- 0	0- 0	AWAY	0- 2	0- 3	0- 2				
0- 0	0- 0	0- 0	NEUTRAL	0- 0	0- 0	0- 0				

RPI 1-25				RPI 26-50				RPI 51-100				RPI 101+				Team's RPI: 237
RPI	S	Opponent	Score	RPI	S	Opponent	Score	RPI	S	Opponent	Score	RPI	S	Opponent	Score	
25	H	Villanova	49 76	46	H	Dayton	47 76	55	A	Drexel	54 79	103	H	Saint Louis	87 76	
								59	A	American	48 66	108	H	George Mason	56 69	
								67	A	Duquesne	50 78	163	A	Lehigh	69 61	
								78	H	Penn	66 59	164	H	Saint Joseph's	64 75	
								80	A	Harvard	61 70	180	N	New Hampshire	59 51	
								92	A	George Washington	45 60	183	H	Temple	52 69	
												184	A	Wisconsin	60 71	
												201	A	Richmond	51 77	
												201	H	Richmond	57 60	
												222	A	North Texas	44 70	
												233	A	Lafayette	74 47	
												242	H	St. Bonaventure	66 63	
												269	H	Rider	55 76	
												284	H	VCU	62 57	
												286	A	Massachusetts	66 69	
												330	A	Delaware St.	71 48	
												333	A	Rhode Island	63 72	

LAST 12 Division I GAMES:																
201	H	Richmond	57 60	333	A	Rhode Island	63 72									
103	H	Saint Louis	87 76	67	A	Duquesne	50 78									
286	A	Massachusetts	66 69	242	H	St. Bonaventure	66 63									
92	A	George Washington	45 60	80	A	Harvard	61 70									
164	H	Saint Joseph's	64 75	201	A	Richmond	51 77									
284	H	VCU	62 57	108	H	George Mason	56 69									

Non-Div I Games:

La Salle

Average RPI Win: 221
Average RPI Loss: 170

WON-LOST
RECORD

WINNING
PCT. RANK

LAST 10
GAMES

STRENGTH OF
SCHEDULE

OPP. STRENGTH
OF SCHEDULE

TEAM
RPI

ADJ.
RPI

CONF.
RPI

ADJ CONF.
RPI

DIV. I ONLY	7- 15	269	3- 7	146	231	238	238	22	22
DIV. I NON-CONF.	4- 8	239	0- 2	124	217	192	192	21	21
<hr/>									
TOTALS	RPI 1-25	RPI 26-50	W-L RECORDS	RPI 51-100	RPI 101-999	RPI 201+			
7- 15	0- 2	1- 2	OVERALL	0- 2	6- 9	5- 7			
4- 4	0- 0	1- 0	HOME	0- 1	3- 3	2- 2			
3- 10	0- 2	0- 2	AWAY	0- 1	3- 5	3- 4			
0- 1	0- 0	0- 0	NEUTRAL	0- 0	0- 1	0- 1			
4- 8	0- 2	0- 1	NON-CONFERENCE	0- 1	4- 4	3- 4			
2- 1	0- 0	0- 0	HOME	0- 0	2- 1	1- 1			
2- 6	0- 2	0- 1	AWAY	0- 1	2- 2	2- 2			
0- 1	0- 0	0- 0	NEUTRAL	0- 0	0- 1	0- 1			
3- 7	0- 0	1- 1	CONFERENCE	0- 1	2- 5	2- 3			
2- 3	0- 0	1- 0	HOME	0- 1	1- 2	1- 1			
1- 4	0- 0	0- 1	AWAY	0- 0	1- 3	1- 2			
0- 0	0- 0	0- 0	NEUTRAL	0- 0	0- 0	0- 0			

RPI 1-25				RPI 26-50				RPI 51-100				RPI 101+ Team's RPI: 238			
RPI	S	Opponent	Score	RPI	S	Opponent	Score	RPI	S	Opponent	Score	RPI	S	Opponent	Score
6	A	Florida St.	51 109	35	A	Michigan	34 79	52	A	West Virginia	59 87	129	H	Bethune-Cookman	70 63
23	A	Georgia	37 75	41	A	FGCU	52 67	95	H	Jacksonville	48 66	175	A	Stetson	55 68
				41	H	FGCU	75 73					175	H	Stetson	51 68
<hr/>															
LAST 12 Division I GAMES:															
261	A	Lipscomb	57 78	290	A	USC Upstate	65 61	261	H	Lipscomb	69 73	214	A	Fla. Atlantic	75 83
41	A	FGCU	52 67	287	H	Kennesaw St.	77 72	95	H	Jacksonville	48 66	218	A	Morehead St.	61 56
175	H	Stetson	51 68	23	A	Georgia	37 75	304	A	Wofford	57 69	243	H	Northern Ky.	58 50
41	H	FGCU	75 73					23	A	Georgia	37 75	257	H	Col. of Charleston	69 73
175	A	Stetson	55 68									261	A	Lipscomb	57 78
346	A	NJIT	65 75									261	H	Lipscomb	69 73

Non-Div I Games:

Warner

74 38

Edward Waters

73 47

Webber Int'l

81 53

North Florida

Loss, Non-Conf, S Site, H Home A Away N Neutral

Average RPI Win:	255	WON-LOST	WINNING	LAST 10	STRENGTH OF	OPP. STRENGTH	TEAM	ADJ.	CONF.	ADJ CONF.
Average RPI Loss:	133	RECORD	PCT. RANK	GAMES	SCHEDULE	OF SCHEDULE	RPI	RPI	RPI	RPI
DIV. I ONLY	11- 12	190	5- 5	286	134	239	239	19	19	
DIV. I NON-CONF.	3- 7	254	0- 0	139	231	272	272	13	13	

TOTALS	RPI 1-25	RPI 26-50	W-L RECORDS	RPI 51-100	RPI 101-999	RPI 201+				
11- 12	0- 0	0- 4	OVERALL	0- 1	11- 7	7- 4				
8- 4	0- 0	0- 2	HOME	0- 0	8- 2	5- 1				
3- 6	0- 0	0- 1	AWAY	0- 1	3- 4	2- 2				
0- 2	0- 0	0- 1	NEUTRAL	0- 0	0- 1	0- 1				
3- 7	0- 0	0- 2	NON-CONFERENCE	0- 1	3- 4	2- 2				
3- 3	0- 0	0- 1	HOME	0- 0	3- 2	2- 1				
0- 2	0- 0	0- 0	AWAY	0- 1	0- 1	0- 0				
0- 2	0- 0	0- 1	NEUTRAL	0- 0	0- 1	0- 1				
8- 5	0- 0	0- 2	CONFERENCE	0- 0	8- 3	5- 2				
5- 1	0- 0	0- 1	HOME	0- 0	5- 0	3- 0				
3- 4	0- 0	0- 1	AWAY	0- 0	3- 3	2- 2				
0- 0	0- 0	0- 0	NEUTRAL	0- 0	0- 0	0- 0				

RPI S Opponent	Score	RPI S Opponent	Score	RPI S Opponent	Score	RPI S Opponent	Score	Team's RPI: 239
		31 A Northern Colo.	50 68	73 A Wyomi ng	62 67	104 H Kentucky	54 71	
		31 H Northern Colo.	58 64			134 H SFA	60 52	
		32 N Marquette	68 87			138 A Portland St.	53 70	
		50 H Gonzaga	55 70			138 H Portland St.	69 53	
						148 A Fresno St.	58 61	
						170 A North Dakota	54 43	
						170 H North Dakota	53 51	
						219 H Seattle U	64 78	
						235 A Montana St.	64 81	
						264 N Indiana St.	45 57	
						268 A Sacramento St.	64 79	
						268 H Sacramento St.	68 59	
						313 H Cal St. Fullerton	68 47	
						320 A Northern Ariz.	69 52	
						320 H Northern Ariz.	70 62	
						323 A Southern Utah	74 65	
						323 H Southern Utah	81 71	
						326 H Long Beach St.	67 60	

LAST 12 Division I GAMES:								
		268 A Sacramento St.	64 79	235 A Montana St.	64 81			
		138 A Portland St.	53 70	138 H Portland St.	69 53			
		170 H North Dakota	53 51	268 H Sacramento St.	68 59			
		31 H Northern Colo.	58 64	31 A Northern Colo.	50 68			
		320 A Northern Ariz.	69 52	170 A North Dakota	54 43			
		323 A Southern Utah	74 65	323 H Southern Utah	81 71			

Non-Div I Games: Rocky Mountain 54 38

Montana

Average RPI Win:	268	WON-LOST	WINNING	LAST 10	STRENGTH OF	OPP. STRENGTH	TEAM	ADJ.	CONF.	ADJ CONF.
Average RPI Loss:	177	RECORD	PCT. RANK	GAMES	SCHEDULE	OF SCHEDULE	RPI	RPI	RPI	RPI
DIV. I ONLY	10- 11	196	6- 3	267	328	240	240	30	30	
DIV. I NON-CONF.	4- 8	239	1- 1	221	259	257	257	31	31	

TOTALS	RPI 1-25	RPI 26-50	W-L RECORDS	RPI 51-100	RPI 101-999	RPI 201+				
10- 11	0- 0	0- 0	OVERALL	0- 3	10- 8	9- 6				
6- 3	0- 0	0- 0	HOME	0- 1	6- 2	5- 1				
4- 5	0- 0	0- 0	AWAY	0- 1	4- 4	4- 4				
0- 3	0- 0	0- 0	NEUTRAL	0- 1	0- 2	0- 1				
4- 8	0- 0	0- 0	NON-CONFERENCE	0- 3	4- 5	3- 3				
2- 3	0- 0	0- 0	HOME	0- 1	2- 2	1- 1				
2- 2	0- 0	0- 0	AWAY	0- 1	2- 1	2- 1				
0- 3	0- 0	0- 0	NEUTRAL	0- 1	0- 2	0- 1				
6- 3	0- 0	0- 0	CONFERENCE	0- 0	6- 3	6- 3				
4- 0	0- 0	0- 0	HOME	0- 0	4- 0	4- 0				
2- 3	0- 0	0- 0	AWAY	0- 0	2- 3	2- 3				
0- 0	0- 0	0- 0	NEUTRAL	0- 0	0- 0	0- 0				

RPI 1-25				RPI 26-50				RPI 51-100				RPI 101+ Team's RPI: 240			
RPI	S	Opponent	Score	RPI	S	Opponent	Score	RPI	S	Opponent	Score	RPI	S	Opponent	Score
								86	A	New Mexico	75 86	109	H	Western Mich.	55 64
								86	H	New Mexico	93 101	135	H	UTEP	76 68
								94	N	Arkansas	60 69	137	N	Northeastern	64 65
												204	H	UC Santa Barbara	47 77
												219	A	Seattle U	59 69
												224	A	CSU Bakersfield	52 62
												224	H	CSU Bakersfield	56 48
												227	A	Pepperdine	86 64
												244	N	Texas Southern	50 66
												256	H	A&M-Corpus Christi	70 61
												263	A	Grand Canyon	34 50
												263	H	Grand Canyon	64 60
												266	H	UMKC	70 62
												279	A	Arizona	44 83
												321	A	UTRGV	79 77
												326	A	Long Beach St.	72 63
												327	A	Utah Valley	82 72
												339	H	Chicago St.	74 59

LAST 12 Division I GAMES:															
				263	A	Grand Canyon	34 50	224	H	CSU Bakersfield	56 48				
				224	A	CSU Bakersfield	52 62	263	H	Grand Canyon	64 60				
				321	A	UTRGV	79 77	339	H	Chicago St.	74 59				
				266	H	UMKC	70 62	204	H	UC Santa Barbara	47 77				
				327	A	Utah Valley	82 72	326	A	Long Beach St.	72 63				
				219	A	Seattle U	59 69	137	N	Northeastern	64 65				

Non-Div I Games: Tex. Permian Basin 85 58 Western N.M. 89 60

New Mexico St.

■ Loss,
 ■ Non-Conf,
 ■ S Site,
 ■ Home
 ■ A Away
 N Neutral

Average RPI Win: **248**
 Average RPI Loss: **148**

WON-LOST
RECORD

WINNING
PCT. RANK

LAST 10
GAMES

STRENGTH OF
SCHEDULE

OPP. STRENGTH
OF SCHEDULE

TEAM
RPI

ADJ.
RPI

CONF.
RPI

ADJ CONF.
RPI

DIV. I ONLY	10- 13	211	4- 6	272	181	241	241	10	10
DIV. I NON-CONF.	6- 5	153	0- 0	329	220	246	246	12	12
<hr/>									
TOTALS	RPI 1-25	RPI 26-50	W-L RECORDS	RPI 51-100	RPI 101-999	RPI 201+			
10- 13	0- 0	0- 0	OVERALL	0- 5	10- 8	8- 4			
5- 6	0- 0	0- 0	HOME	0- 2	5- 4	4- 2			
4- 7	0- 0	0- 0	AWAY	0- 3	4- 4	4- 2			
1- 0	0- 0	0- 0	NEUTRAL	0- 0	1- 0	0- 0			
6- 5	0- 0	0- 0	NON-CONFERENCE	0- 1	6- 4	5- 2			
3- 2	0- 0	0- 0	HOME	0- 0	3- 2	3- 1			
2- 3	0- 0	0- 0	AWAY	0- 1	2- 2	2- 1			
1- 0	0- 0	0- 0	NEUTRAL	0- 0	1- 0	0- 0			
4- 8	0- 0	0- 0	CONFERENCE	0- 4	4- 4	3- 2			
2- 4	0- 0	0- 0	HOME	0- 2	2- 2	1- 1			
2- 4	0- 0	0- 0	AWAY	0- 2	2- 2	2- 1			
0- 0	0- 0	0- 0	NEUTRAL	0- 0	0- 0	0- 0			

RPI 1-25				RPI 26-50				RPI 51-100				RPI 101+				Team's RPI: 241
RPI	S	Opponent	Score	RPI	S	Opponent	Score	RPI	S	Opponent	Score	RPI	S	Opponent	Score	
								55	A	Drexel	38 47	101	N	Wake Forest	69 66	
								55	H	Drexel	47 58	117	H	Delaware	51 58	
								77	A	James Madison	56 73	139	A	William & Mary	53 63	
								77	H	James Madison	42 55	139	H	William & Mary	65 54	
								90	A	UNLV	52 68	161	A	Hartford	49 60	
												197	H	Siena	60 70	
												208	A	Columbia	53 75	
												213	H	Stony Brook	49 73	
												242	H	St. Bonaventure	71 68	
												245	H	Holy Cross	69 63	
												257	A	Col. of Charleston	75 60	
												257	H	Col. of Charleston	65 60	
												259	A	Towson	72 73	
												282	A	UNCW	69 61	
												282	H	UNCW	55 59	
												288	A	Sacred Heart	86 81	
												328	H	UMBC	71 55	
												340	A	Iona	68 43	
<hr/>																
LAST 12 Division I GAMES:																
				259	A	Towson	72 73	257	H	Col. of Charleston	65 60					
				282	H	UNCW	55 59	117	H	Delaware	51 58					
				139	A	William & Mary	53 63	282	A	UNCW	69 61					
				77	A	James Madison	56 73	257	A	Col. of Charleston	75 60					
				55	H	Drexel	47 58	55	A	Drexel	38 47					
				139	H	William & Mary	65 54	77	H	James Madison	42 55					

H
o
f
s
t
r
aH
o
f
s
t
r
a

Non-Div I Games:

Hofstra

Loss, Non-Conf, S Site, H Home A Away N Neutral

Average RPI Win:	229	WON-LOST	WINNING	LAST 10	STRENGTH OF	OPP. STRENGTH	TEAM	ADJ.	CONF.	ADJ CONF.
Average RPI Loss:	126	RECORD	PCT. RANK	GAMES	SCHEDULE	OF SCHEDULE	RPI	RPI	RPI	RPI
DIV. I ONLY	7- 17	278	2- 8	101	185	242	242	12	12	
DIV. I NON-CONF.	5- 8	220	0- 1	105	242	202	202	10	10	

TOTALS	RPI 1-25	RPI 26-50	W-L RECORDS	RPI 51-100	RPI 101-999	RPI 201+				
7- 17	0- 1	0- 1	OVERALL	1- 6	6- 9	4- 3				
5- 7	0- 1	0- 0	HOME	1- 2	4- 4	3- 0				
1- 10	0- 0	0- 1	AWAY	0- 4	1- 5	0- 3				
1- 0	0- 0	0- 0	NEUTRAL	0- 0	1- 0	1- 0				
5- 8	0- 1	0- 0	NON-CONFERENCE	1- 3	4- 4	2- 2				
3- 3	0- 1	0- 0	HOME	1- 1	2- 1	1- 0				
1- 5	0- 0	0- 0	AWAY	0- 2	1- 3	0- 2				
1- 0	0- 0	0- 0	NEUTRAL	0- 0	1- 0	1- 0				
2- 9	0- 0	0- 1	CONFERENCE	0- 3	2- 5	2- 1				
2- 4	0- 0	0- 0	HOME	0- 1	2- 3	2- 0				
0- 5	0- 0	0- 1	AWAY	0- 2	0- 2	0- 1				
0- 0	0- 0	0- 0	NEUTRAL	0- 0	0- 0	0- 0				

RPI 1-25				RPI 26-50				RPI 51-100				RPI 101+ Team's RPI: 242			
RPI	S	Opponent	Score	RPI	S	Opponent	Score	RPI	S	Opponent	Score	RPI	S	Opponent	Score
21	H	Buffalo	59 76	46	A	Dayton	59 80	65	H	Toledo	39 58	103	A	Saint Louis	55 78
								67	A	Duquesne	59 73	108	H	George Mason	63 76
								69	A	Fordham	48 72	117	H	Delaware	52 53
								79	H	Penn St.	65 62	130	A	Bucknell	59 48
								82	A	Navy	48 86	159	H	Davidson	68 75
								83	A	Albany (NY)	52 69	164	H	Saint Joseph's	64 70
								92	H	George Washington	56 63	197	A	Siena	62 70
												200	H	Eastern Mich.	70 51
												237	A	La Salle	63 66
												241	A	Hofstra	68 71
												246	H	Niagara	76 58
												285	A	Canisius	69 71
												286	H	Massachusetts	69 59
												328	N	UMBC	63 54
												333	H	Rhode Island	81 70

LAST 12 Division I GAMES:															
				92	H	George Washington	56 63	237	A	La Salle	63 66				
				108	H	George Mason	63 76	46	A	Dayton	59 80				
				67	A	Duquesne	59 73	286	H	Massachusetts	69 59				
				69	A	Fordham	48 72	164	H	Saint Joseph's	64 70				
				159	H	Davidson	68 75	103	A	Saint Louis	55 78				
				333	H	Rhode Island	81 70	241	A	Hofstra	68 71				

Non-Div I Games:

St. Bonaventure

Average RPI Win:	203	WON-LOST	WINNING	LAST 10	STRENGTH OF	OPP. STRENGTH	TEAM	ADJ.	CONF.	ADJ CONF.
Average RPI Loss:	152	RECORD	PCT. RANK	GAMES	SCHEDULE	OF SCHEDULE	RPI	RPI	RPI	RPI
DIV. I ONLY	7- 17	278	4- 6	119	205	243	243	11	11	
DIV. I NON-CONF.	1- 9	318	0- 0	175	292	299	299	14	14	

TOTALS	RPI 1-25	RPI 26-50	W-L RECORDS	RPI 51-100	RPI 101-999	RPI 201+				
7- 17	1- 1	0- 0	OVERALL	0- 4	6- 12	4- 5				
4- 8	1- 0	0- 0	HOME	0- 3	3- 5	3- 1				
3- 8	0- 1	0- 0	AWAY	0- 0	3- 7	1- 4				
0- 1	0- 0	0- 0	NEUTRAL	0- 1	0- 0	0- 0				
1- 9	0- 0	0- 0	NON-CONFERENCE	0- 2	1- 7	0- 4				
0- 4	0- 0	0- 0	HOME	0- 1	0- 3	0- 1				
1- 4	0- 0	0- 0	AWAY	0- 0	1- 4	0- 3				
0- 1	0- 0	0- 0	NEUTRAL	0- 1	0- 0	0- 0				
6- 8	1- 1	0- 0	CONFERENCE	0- 2	5- 5	4- 1				
4- 4	1- 0	0- 0	HOME	0- 2	3- 2	3- 0				
2- 4	0- 1	0- 0	AWAY	0- 0	2- 3	1- 1				
0- 0	0- 0	0- 0	NEUTRAL	0- 0	0- 0	0- 0				

RPI	S	Opponent	Score	RPI	S	Opponent	Score	RPI	S	Opponent	Score	RPI	S	Opponent	Score	Team's RPI: 243
12	A	Green Bay	41 58					68	H	IUPUI	35 71	111	A	Milwaukee	60 57	
12	H	Green Bay	62 54					71	H	Indiana	56 67	111	H	Milwaukee	49 52	
								95	N	Jacksonville	49 61	126	A	ETSU	57 45	
								97	H	Wright St.	63 68	127	A	Cleveland St.	49 72	
												127	H	Cleveland St.	65 70	
												136	H	Robert Morris	50 59	
												143	H	Kent St.	54 59	
												175	A	Stetson	56 67	
												190	A	Youngstown St.	51 54	
												216	A	Oakland	53 79	
												216	H	Oakland	66 59	
												236	H	Austin Peay	52 53	
												238	A	North Florida	50 58	
												255	A	Illinois St.	37 49	
												292	A	Murray St.	87 98	
												316	A	Detroit Mercy	78 67	
												316	H	Detroit Mercy	64 60	
												324	H	Ill. - Chicago	61 53	

LAST 12 Division I GAMES:																
316	H	Detroit Mercy	64 60	324	H	Ill. - Chicago	61 53									
216	H	Oakland	66 59	68	H	IUPUI	35 71									
111	A	Milwaukee	60 57	127	H	Cleveland St.	65 70									
12	A	Green Bay	41 58	97	H	Wright St.	63 68									
127	A	Cleveland St.	49 72	216	A	Oakland	53 79									
190	A	Youngstown St.	51 54	316	A	Detroit Mercy	78 67									

Non-Div I Games: Oakland City 103 25

Northern Ky.

Average RPI Win:	303	WON-LOST	WINNING	LAST 10	STRENGTH OF	OPP. STRENGTH	TEAM	ADJ.	CONF.	ADJ CONF.
Average RPI Loss:	180	RECORD	PCT. RANK	GAMES	SCHEDULE	OF SCHEDULE	RPI	RPI	RPI	RPI
DIV. I ONLY	11- 9	146	1- 1	341	329	244	244	32	32	
DIV. I NON-CONF.	3- 6	239	0- 0	305	158	255	255	32	32	

TOTALS	RPI 1-25	RPI 26-50	W-L RECORDS	RPI 51-100	RPI 101-999	RPI 201+				
11- 9	0- 0	0- 0	OVERALL	0- 0	11- 9	11- 3				
4- 3	0- 0	0- 0	HOME	0- 0	4- 3	4- 1				
5- 6	0- 0	0- 0	AWAY	0- 0	5- 6	5- 2				
2- 0	0- 0	0- 0	NEUTRAL	0- 0	2- 0	2- 0				
3- 6	0- 0	0- 0	NON-CONFERENCE	0- 0	3- 6	3- 1				
0- 1	0- 0	0- 0	HOME	0- 0	0- 1	0- 0				
1- 5	0- 0	0- 0	AWAY	0- 0	1- 5	1- 1				
2- 0	0- 0	0- 0	NEUTRAL	0- 0	2- 0	2- 0				
8- 3	0- 0	0- 0	CONFERENCE	0- 0	8- 3	8- 2				
4- 2	0- 0	0- 0	HOME	0- 0	4- 2	4- 1				
4- 1	0- 0	0- 0	AWAY	0- 0	4- 1	4- 1				
0- 0	0- 0	0- 0	NEUTRAL	0- 0	0- 0	0- 0				

RPI 1-25				RPI 26-50				RPI 51-100				RPI 101+ Team's RPI: 244			
RPI	S	Opponent	Score	RPI	S	Opponent	Score	RPI	S	Opponent	Score	RPI	S	Opponent	Score
												101	A	Wake Forest	56 73
												118	A	Ole Miss	58 73
												135	A	UTEP	55 65
												153	H	Texas St.	56 70
												166	A	Kansas	37 72
												177	H	Southern U.	57 67
												226	A	New Orleans	69 72
												231	A	Grambling	73 63
												240	N	New Mexico St.	66 50
												271	A	Prairie View	48 65
												271	H	Prairie View	56 61
												301	H	Alcorn	91 57
												305	A	Alabama St.	71 39
												309	A	Jackson St.	77 74
												309	H	Jackson St.	71 66
												311	N	Northwestern St.	56 43
												317	A	Alabama A&M	55 49
												331	A	Sam Houston St.	77 58
												336	H	Ark. -Pine Bluff	58 52
												338	H	Mississippi Val.	55 39
LAST 12 Division I GAMES:															
												309	H	Jackson St.	71 66
												231	A	Grambling	73 63
												309	A	Jackson St.	77 74
												271	H	Prairie View	56 61
												301	H	Alcorn	91 57
												177	H	Southern U.	57 67
												118	A	Ole Miss	58 73

Non-Div I Games: Wiley 74 36 Paul Quinn 85 59

Texas Southern

Average RPI Win:	257	WON-LOST	WINNING	LAST 10	STRENGTH OF	OPP. STRENGTH	TEAM	ADJ.	CONF.	ADJ CONF.
Average RPI Loss:	157	RECORD	PCT. RANK	GAMES	SCHEDULE	OF SCHEDULE	RPI	RPI	RPI	RPI
DIV. I ONLY	10- 14	218	3- 7	261	234	245	245	15	15	
DIV. I NON-CONF.	5- 6	187	0- 0	315	317	261	261	18	18	

TOTALS	RPI 1-25	RPI 26-50	W-L RECORDS	RPI 51-100	RPI 101-999	RPI 201+				
10- 14	0- 0	0- 0	OVERALL	0- 4	10- 10	7- 5				
3- 9	0- 0	0- 0	HOME	0- 3	3- 6	2- 3				
7- 5	0- 0	0- 0	AWAY	0- 1	7- 4	5- 2				
0- 0	0- 0	0- 0	NEUTRAL	0- 0	0- 0	0- 0				
5- 6	0- 0	0- 0	NON-CONFERENCE	0- 1	5- 5	5- 2				
2- 3	0- 0	0- 0	HOME	0- 1	2- 2	2- 1				
3- 3	0- 0	0- 0	AWAY	0- 0	3- 3	3- 1				
0- 0	0- 0	0- 0	NEUTRAL	0- 0	0- 0	0- 0				
5- 8	0- 0	0- 0	CONFERENCE	0- 3	5- 5	2- 3				
1- 6	0- 0	0- 0	HOME	0- 2	1- 4	0- 2				
4- 2	0- 0	0- 0	AWAY	0- 1	4- 1	2- 1				
0- 0	0- 0	0- 0	NEUTRAL	0- 0	0- 0	0- 0				

RPI 1-25				RPI 26-50				RPI 51-100				RPI 101+ Team's RPI: 245			
RPI	S	Opponent	Score	RPI	S	Opponent	Score	RPI	S	Opponent	Score	RPI	S	Opponent	Score
								59	H	American	63 68	114	H	Dartmouth	74 76
								82	A	Navy	54 62	130	H	Bucknell	47 71
								82	H	Navy	58 65	132	A	Brown	78 82
								83	H	Albany (NY)	56 65	163	H	Lehigh	54 49
												169	A	Marist	74 85
												179	A	Army West Point	70 62
												198	A	Boston U.	60 57
												198	H	Boston U.	58 64
												207	H	Boston College	61 70
												233	A	Lafayette	69 56
												233	H	Lafayette	65 69
												234	A	Loyola Maryland	60 77
												234	H	Loyola Maryland	58 65
												241	A	Hofstra	63 69
												269	A	Rider	83 56
												274	H	Vermont	64 53
												278	A	Colgate	71 64
												293	H	Bryant	59 57
												333	A	Rhode Island	69 63
												347	A	UMass Lowell	84 56

								LAST 12 Division I GAMES:							
								198	H	Boston U.	58 64	179	A	Army West Point	70 62
								82	A	Navy	54 62	198	A	Boston U.	60 57
								234	H	Loyola Maryland	58 65	82	H	Navy	58 65
								233	A	Lafayette	69 56	234	A	Loyola Maryland	60 77
								59	H	American	63 68	163	H	Lehigh	54 49
								130	H	Bucknell	47 71	233	H	Lafayette	65 69

Non-Div I Games:

Holy Cross

Average RPI Win: 236	WON-LOST RECORD	WINNING PCT. RANK	LAST 10 GAMES	STRENGTH OF SCHEDULE	OPP. STRENGTH OF SCHEDULE	TEAM RPI	ADJ. RPI	CONF. RPI	ADJ CONF. RPI
Average RPI Loss: 175									
DIV. I ONLY	9- 16	254	4- 6	193	272	246	246	28	28
DIV. I NON-CONF.	3- 8	268	0- 0	72	162	209	209	26	26

TOTALS	RPI 1-25	RPI 26-50	W-L RECORDS	RPI 51-100	RPI 101-999	RPI 201+			
9- 16	1- 1	0- 0	OVERALL	0- 3	8- 12	5- 7			
5- 5	1- 0	0- 0	HOME	0- 2	4- 3	3- 0			
3- 10	0- 1	0- 0	AWAY	0- 1	3- 8	2- 7			
1- 1	0- 0	0- 0	NEUTRAL	0- 0	1- 1	0- 0			
3- 8	1- 1	0- 0	NON-CONFERENCE	0- 1	2- 6	1- 2			
1- 3	1- 0	0- 0	HOME	0- 1	0- 2	0- 0			
1- 4	0- 1	0- 0	AWAY	0- 0	1- 3	1- 2			
1- 1	0- 0	0- 0	NEUTRAL	0- 0	1- 1	0- 0			
6- 8	0- 0	0- 0	CONFERENCE	0- 2	6- 6	4- 5			
4- 2	0- 0	0- 0	HOME	0- 1	4- 1	3- 0			
2- 6	0- 0	0- 0	AWAY	0- 1	2- 5	1- 5			
0- 0	0- 0	0- 0	NEUTRAL	0- 0	0- 0	0- 0			

RPI	S	Opponent	Score	RPI	S	Opponent	Score	RPI	S	Opponent	Score	RPI	S	Opponent	Score
15	A	Maryland	65 92					55	H	Drexel	65 66	127	H	Cleveland St.	61 70
21	H	Buffalo	75 62					64	A	Quinnipiac	61 77	157	N	Louisiana Tech	73 67
								64	H	Quinnipiac	55 84	160	N	Louisiana	52 68
												161	A	Hartford	65 83
												164	H	Saint Joseph's	69 93
												169	H	Marist	78 84
												197	A	Siena	73 68
												197	H	Siena	65 50
												216	A	Oakland	59 67
												242	A	St. Bonaventure	58 76
												248	A	Manhattan	64 82
												248	H	Manhattan	65 64
												258	A	Fairfield	53 59
												269	A	Rider	58 65
												278	A	Colgate	81 44
												285	A	Canisius	60 64
												299	A	Monmouth	63 65
												340	H	Iona	73 59
												345	A	Saint Peter's	87 52
												345	H	Saint Peter's	64 54
LAST 12 Division I GAMES:															
299	A	Monmouth	63 65	345	A	Saint Peter's	87 52								
248	A	Manhattan	64 82	269	A	Rider	58 65								
345	H	Saint Peter's	64 54	197	H	Siena	65 50								
285	A	Canisius	60 64	248	H	Manhattan	65 64								
64	H	Quinnipiac	55 84	197	A	Siena	73 68								
169	H	Marist	78 84	64	A	Quinnipiac	61 77								

Non-Div I Games:

Niagara

Average RPI Win:	261	WON-LOST	WINNING	LAST 10	STRENGTH OF	OPP. STRENGTH	TEAM	ADJ.	CONF.	ADJ CONF.
Average RPI Loss:	174	RECORD	PCT. RANK	GAMES	SCHEDULE	OF SCHEDULE	RPI	RPI	RPI	RPI
DIV. I ONLY	10- 11	196	7- 3	290	286	247	247	27	27	
DIV. I NON-CONF.	2- 8	290	0- 1	268	187	311	311	28	28	

TOTALS	RPI 1-25	RPI 26-50	W-L RECORDS	RPI 51-100	RPI 101-999	RPI 201+				
10- 11	0- 1	0- 0	OVERALL	1- 1	9- 9	8- 3				
4- 7	0- 0	0- 0	HOME	1- 1	3- 6	3- 1				
6- 4	0- 1	0- 0	AWAY	0- 0	6- 3	5- 2				
0- 0	0- 0	0- 0	NEUTRAL	0- 0	0- 0	0- 0				
2- 8	0- 1	0- 0	NON-CONFERENCE	0- 1	2- 6	2- 2				
1- 4	0- 0	0- 0	HOME	0- 1	1- 3	1- 0				
1- 4	0- 1	0- 0	AWAY	0- 0	1- 3	1- 2				
0- 0	0- 0	0- 0	NEUTRAL	0- 0	0- 0	0- 0				
8- 3	0- 0	0- 0	CONFERENCE	1- 0	7- 3	6- 1				
3- 3	0- 0	0- 0	HOME	1- 0	2- 3	2- 1				
5- 0	0- 0	0- 0	AWAY	0- 0	5- 0	4- 0				
0- 0	0- 0	0- 0	NEUTRAL	0- 0	0- 0	0- 0				

RPI 1-25				RPI 26-50				RPI 51-100				RPI 101+ Team's RPI: 247			
RPI	S	Opponent	Score	RPI	S	Opponent	Score	RPI	S	Opponent	Score	RPI	S	Opponent	Score
22	A	NC State	55 87					54	H	Mercer	56 67	113	H	Middle Tenn.	57 72
								87	H	Liberty	48 41	155	A	Radford	67 56
												155	H	Radford	48 64
												156	H	High Point	45 58
												159	A	Davidson	50 58
												186	H	Charlotte	47 51
												188	H	Furman	63 71
												220	A	Gardner-Webb	61 60
												249	A	Campbell	60 52
												270	H	Presbyterian	74 76
												272	H	Appalachian St.	69 60
												290	A	USC Upstate	76 70
												304	A	Wofford	68 70
												306	A	Charleston So.	78 61
												312	A	Western Caro.	52 62
												341	A	Winthrop	70 48
												341	H	Winthrop	63 51
												349	H	Longwood	82 52

LAST 12 Division I GAMES:															
155	H	Radford	48 64	87	H	Liberty	48 41	155	A	Radford	67 56	156	H	High Point	45 58
341	H	Winthrop	63 51	349	H	Longwood	82 52	249	A	Campbell	60 52	188	H	Furman	63 71
220	A	Gardner-Webb	61 60	155	A	Radford	67 56								
270	H	Presbyterian	74 76	156	H	High Point	45 58								
306	A	Charleston So.	78 61	249	A	Campbell	60 52								
341	A	Winthrop	70 48	188	H	Furman	63 71								

Non-Div I Games: Warren Wilson 100 53

UNC Asheville

Average RPI Win:	291	WON-LOST	WINNING	LAST 10	STRENGTH OF	OPP. STRENGTH	TEAM	ADJ.	CONF.	ADJ CONF.
Average RPI Loss:	156	RECORD	PCT. RANK	GAMES	SCHEDULE	OF SCHEDULE	RPI	RPI	RPI	RPI
DIV. I ONLY	10- 14	218	5- 5	258	283	248	248	28	28	
DIV. I NON-CONF.	3- 8	268	0- 0	121	232	227	227	26	26	
TOTALS	RPI 1-25	RPI 26-50	W-L RECORDS	RPI 51-100	RPI 101-999	RPI 201+				
10- 14	0- 0	0- 2	OVERALL	0- 4	10- 8	10- 5				
7- 3	0- 0	0- 0	HOME	0- 3	7- 0	7- 0				
2- 11	0- 0	0- 2	AWAY	0- 1	2- 8	2- 5				
1- 0	0- 0	0- 0	NEUTRAL	0- 0	1- 0	1- 0				
3- 8	0- 0	0- 2	NON-CONFERENCE	0- 3	3- 3	3- 2				
1- 2	0- 0	0- 0	HOME	0- 2	1- 0	1- 0				
1- 6	0- 0	0- 2	AWAY	0- 1	1- 3	1- 2				
1- 0	0- 0	0- 0	NEUTRAL	0- 0	1- 0	1- 0				
7- 6	0- 0	0- 0	CONFERENCE	0- 1	7- 5	7- 3				
6- 1	0- 0	0- 0	HOME	0- 1	6- 0	6- 0				
1- 5	0- 0	0- 0	AWAY	0- 0	1- 5	1- 3				
0- 0	0- 0	0- 0	NEUTRAL	0- 0	0- 0	0- 0				

RPI S Opponent	Score	RPI S Opponent	Score	RPI S Opponent	Score	RPI S Opponent	Score	Team's RPI: 248
30 A Virginia	47 69	64 H Quinnipiac	64 80	169 A Marist	40 65			
36 A California	66 87	69 H Fordham	48 54	180 A New Hampshire	55 68			
		79 A Penn St.	46 78	197 A Siena	51 56			
		83 H Albany (NY)	56 62	213 A Stony Brook	59 74			
				246 A Niagara	64 65			
				246 H Niagara	82 64			
				258 A Fairfield	52 55			
				258 H Fairfield	55 44			
				269 A Rider	51 67			
				273 A LIU Brooklyn	72 38			
				280 H St. Francis Brooklyn	57 54			
				285 A Canisius	59 56			
				285 H Canisius	58 39			
				288 A Sacred Heart	61 65			
				299 H Monmouth	63 53			
				303 N Coppin St.	74 56			
				340 H Iona	67 63			
				345 H Saint Peter's	76 64			
LAST 12 Division I GAMES:								
258 H Fairfield	55 44	340 H Iona	67 63					
246 H Niagara	82 64	246 A Niagara	64 65					
258 A Fairfield	52 55	285 A Canisius	59 56					
269 A Rider	51 67	169 A Marist	40 65					
299 H Monmouth	63 53	285 H Canisius	58 39					
197 A Siena	51 56	64 H Quinnipiac	64 80					

Non-Div I Games:

Manhattan

Average RPI Win:	279	WON-LOST	WINNING	LAST 10	STRENGTH OF	OPP. STRENGTH	TEAM	ADJ.	CONF.	ADJ CONF.
Average RPI Loss:	178	RECORD	PCT. RANK	GAMES	SCHEDULE	OF SCHEDULE	RPI	RPI	RPI	RPI
DIV. I ONLY	10- 11	196	4- 6	302	310	249	249	27	27	
DIV. I NON-CONF.	5- 4	146	0- 0	320	291	230	230	28	28	

TOTALS	RPI 1-25	RPI 26-50	W-L RECORDS	RPI 51-100	RPI 101-999	RPI 201+				
10- 11	0- 0	0- 0	OVERALL	0- 3	10- 8	9- 4				
4- 6	0- 0	0- 0	HOME	0- 2	4- 4	4- 1				
6- 5	0- 0	0- 0	AWAY	0- 0	6- 3	5- 3				
0- 0	0- 0	0- 0	NEUTRAL	0- 0	0- 0	0- 0				
5- 4	0- 0	0- 0	NON-CONFERENCE	0- 1	5- 3	5- 1				
2- 2	0- 0	0- 0	HOME	0- 1	2- 1	2- 0				
3- 2	0- 0	0- 0	AWAY	0- 0	3- 2	3- 1				
0- 0	0- 0	0- 0	NEUTRAL	0- 0	0- 0	0- 0				
5- 7	0- 0	0- 0	CONFERENCE	0- 2	5- 5	4- 3				
2- 4	0- 0	0- 0	HOME	0- 1	2- 3	2- 1				
3- 3	0- 0	0- 0	AWAY	0- 1	3- 2	2- 2				
0- 0	0- 0	0- 0	NEUTRAL	0- 0	0- 0	0- 0				

RPI 1-25				RPI 26-50				RPI 51-100				RPI 101+				Team's RPI : 249	
RPI	S	Opponent	Score	RPI	S	Opponent	Score	RPI	S	Opponent	Score	RPI	S	Opponent	Score		
								54	H	Mercer	57	58	155	H	Radford	50	51
								87	A	Liberty	42	60	156	A	High Point	51	44
								87	H	Liberty	33	46	156	H	High Point	53	62
												166	A	Kansas	48	66	
												199	H	Norfolk St.	27	53	
												220	A	Gardner-Webb	73	44	
												221	A	UNCG	72	61	
												230	A	Howard	61	63	
												247	H	UNC Asheville	52	60	
												257	A	Col. of Charleston	53	45	
												270	A	Presbyteri an	59	65	
												290	H	USC Upstate	69	49	
												306	A	Charleston So.	59	63	
												306	H	Charleston So.	58	49	
												312	H	Western Caro.	58	51	
												335	A	N. C. Central	58	51	
												341	A	Wi nthrop	72	48	
												349	H	Longwood	58	48	

LAST 12 Division I GAMES:																	
				87	H	Liberty	33	46	87	A	Liberty	42	60				
				306	A	Charleston So.	59	63	156	H	Hi gh Point	53	62				
				156	A	High Point	51	44	270	A	Presbyteri an	59	65				
				155	H	Radford	50	51	306	H	Charleston So.	58	49				
				349	H	Longwood	58	48	341	A	Wi nthrop	72	48				
				220	A	Gardner-Webb	73	44	247	H	UNC Asheville	52	60				

Non-Div I Games: Columbia Int'l 78 39 William Peace 94 42

Campbell

Loss, Non-Conf, S Site, H Home A Away N Neutral

Bradley

Bradley

Bradley				Through Games Of Feb. 10, 2018							
Average RPI	Win:	273	WON-LOST	WINNING	LAST 10	STRENGTH OF	OPP. STRENGTH	TEAM	ADJ.	CONF.	ADJ CONF.
Average RPI	Loss:	158	RECORD	PCT. RANK	GAMES	SCHEDULE	OF SCHEDULE	RPI	RPI	RPI	RPI
DIV. I ONLY			10- 12	206	3- 7	301	250	250	250	24	24
DIV. I NON-CONF.			5- 5	170	0- 0	249	251	201	201	22	22
<hr/>											
TOTALS		RPI 1-25		RPI 26-50		W-L RECORDS		RPI 51-100	RPI 101-999		RPI 201+
10- 12		0- 1		0- 0		OVERALL		0- 1	10- 10		9- 4
4- 6		0- 0		0- 0		HOME		0- 1	4- 5		3- 1
5- 6		0- 1		0- 0		AWAY		0- 0	5- 5		5- 3
1- 0		0- 0		0- 0		NEUTRAL		0- 0	1- 0		1- 0
<hr/>											
5- 5		0- 1		0- 0		NON-CONFERENCE		0- 0	5- 4		4- 2
3- 1		0- 0		0- 0		HOME		0- 0	3- 1		2- 0
1- 4		0- 1		0- 0		AWAY		0- 0	1- 3		1- 2
1- 0		0- 0		0- 0		NEUTRAL		0- 0	1- 0		1- 0
<hr/>											
5- 7		0- 0		0- 0		CONFERENCE		0- 1	5- 6		5- 2
1- 5		0- 0		0- 0		HOME		0- 1	1- 4		1- 1
4- 2		0- 0		0- 0		AWAY		0- 0	4- 2		4- 1
0- 0		0- 0		0- 0		NEUTRAL		0- 0	0- 0		0- 0

RPI 1-25				RPI 26-50				RPI 51-100				RPI 101+ Team's RPI: 250			
RPI S	Opponent	Score		RPI S	Opponent	Score		RPI S	Opponent	Score		RPI S	Opponent	Score	
12 A	Green Bay	40	72					88 H	Drake	75	84	107 H	Western Ill.	87	80
												112 A	Missouri St.	54	74
												112 H	Missouri St.	65	71
												127 H	Cleveland St.	65	67
												128 A	Northern Ill.	52	76
												145 H	UNI	40	51
												172 H	Southern Ill.	62	63
												211 A	Illinois	62	74
												225 A	Southeast Mo. St.	53	57
												229 H	Omaha	69	56
												251 N	Nicholls St.	75	65
												255 A	Illinois St.	62	42
												264 A	Indiana St.	50	65
												289 A	Valparaiso	88	69
												289 H	Valparaiso	69	58
												296 A	Loyola Chicago	59	57
												296 H	Loyola Chicago	61	71
												324 H	Ill.-Chicago	58	48
												344 A	Eastern Ill.	67	52
												348 A	Evansville	117	59
LAST 12 Division I GAMES:															
112 A	Missouri St.	54	74	264 A	Indiana St.	50	65								
296 H	Loyola Chicago	61	71	112 H	Missouri St.	65	71								
289 H	Valparaiso	69	58	172 H	Southern Ill.	62	63								
88 H	Drake	75	84	289 A	Valparaiso	88	69								
145 H	UNI	40	51	296 A	Loyola Chicago	59	57								
348 A	Evansville	117	59	255 A	Illinois St.	62	42								

Non-Div I Games: Lincoln (MO) 88 44

Bradley

Average RPI Win:	288	WON-LOST	WINNING	LAST 10	STRENGTH OF	OPP. STRENGTH	TEAM	ADJ.	CONF.	ADJ CONF.
Average RPI Loss:	161	RECORD	PCT. RANK	GAMES	SCHEDULE	OF SCHEDULE	RPI	RPI	RPI	RPI
DIV. I ONLY	8- 12	229	5- 5	276	294	251	251	26	26	
DIV. I NON-CONF.	2- 6	280	0- 0	144	221	229	229	25	25	

TOTALS	RPI 1-25	RPI 26-50	W-L RECORDS	RPI 51-100	RPI 101-999	RPI 201+				
8- 12	0- 1	0- 1	OVERALL	0- 1	8- 9	8- 4				
2- 6	0- 1	0- 0	HOME	0- 1	2- 4	2- 1				
6- 5	0- 0	0- 1	AWAY	0- 0	6- 4	6- 2				
0- 1	0- 0	0- 0	NEUTRAL	0- 0	0- 1	0- 1				
2- 6	0- 1	0- 1	NON-CONFERENCE	0- 1	2- 3	2- 1				
0- 2	0- 1	0- 0	HOME	0- 1	0- 0	0- 0				
2- 3	0- 0	0- 1	AWAY	0- 0	2- 2	2- 0				
0- 1	0- 0	0- 0	NEUTRAL	0- 0	0- 1	0- 1				
6- 6	0- 0	0- 0	CONFERENCE	0- 0	6- 6	6- 3				
2- 4	0- 0	0- 0	HOME	0- 0	2- 4	2- 1				
4- 2	0- 0	0- 0	AWAY	0- 0	4- 2	4- 2				
0- 0	0- 0	0- 0	NEUTRAL	0- 0	0- 0	0- 0				

RPI 1-25				RPI 26-50				RPI 51-100				RPI 101+ Team's RPI: 251			
RPI	S	Opponent	Score	RPI	S	Opponent	Score	RPI	S	Opponent	Score	RPI	S	Opponent	Score
7	H	Baylor	43 85	27	A	LSU	50 65	95	H	Jacksonville	61 69	110	H	Lamar University	61 76
												121	A	Iowa St.	47 75
												131	H	Central Ark.	48 69
												134	H	SFA	73 86
												191	A	SMU	61 68
												215	H	Abilene Christian	81 60
												226	A	New Orleans	62 61
												250	N	Bradley	65 75
												256	A	A&M-Corpus Christi	55 76
												260	A	McNeese	61 54
												294	H	Southeastern La.	57 66
												309	A	Jackson St.	90 64
												311	A	Northwestern St.	79 63
												314	A	Incarate Word	62 64
												322	A	Houston Baptist	73 61
												322	H	Houston Baptist	63 45
												338	A	Mississippi Val.	62 57

LAST 12 Division I GAMES:															
322	H	Houston Baptist	63 45	131	H	Central Ark.	48 69								
215	H	Abilene Christian	81 60	260	A	McNeese	61 54								
226	A	New Orleans	62 61	322	A	Houston Baptist	73 61								
294	H	Southeastern La.	57 66	134	H	SFA	73 86								
110	H	Lamar University	61 76	314	A	Incarate Word	62 64								
256	A	A&M-Corpus Christi	55 76	311	A	Northwestern St.	79 63								

Non-Div I Games: Spring Hill 78 70 Evangel 72 55 Southern-N. O. 83 45

Nicholls St.

Loss, Non-Conf, S Site, H Home A Away N Neutral

Average RPI Win: 208

Average RPI Loss: 168

WON-LOST
RECORDWINNING
PCT. RANKLAST 10
GAMESSTRENGTH OF
SCHEDULEOPP. STRENGTH
OF SCHEDULETEAM
RPIADJ.
RPICONF.
RPIADJ CONF.
RPI

DIV. I ONLY	9- 13	226	3- 7	203	188	252	252	16	16
DIV. I NON-CONF.	5- 5	170	0- 0	264	278	247	247	15	15
<hr/>									
TOTALS	RPI 1-25	RPI 26-50	W-L RECORDS	RPI 51-100	RPI 101-999	RPI 201+			
9- 13	0- 0	0- 1	OVERALL	2- 1	7- 11	6- 4			
7- 6	0- 0	0- 0	HOME	2- 1	5- 5	4- 1			
2- 5	0- 0	0- 0	AWAY	0- 0	2- 5	2- 3			
0- 2	0- 0	0- 1	NEUTRAL	0- 0	0- 1	0- 0			
5- 5	0- 0	0- 1	NON-CONFERENCE	0- 0	5- 4	5- 2			
4- 2	0- 0	0- 0	HOME	0- 0	4- 2	4- 1			
1- 1	0- 0	0- 0	AWAY	0- 0	1- 1	1- 1			
0- 2	0- 0	0- 1	NEUTRAL	0- 0	0- 1	0- 0			
4- 8	0- 0	0- 0	CONFERENCE	2- 1	2- 7	1- 2			
3- 4	0- 0	0- 0	HOME	2- 1	1- 3	0- 0			
1- 4	0- 0	0- 0	AWAY	0- 0	1- 4	1- 2			
0- 0	0- 0	0- 0	NEUTRAL	0- 0	0- 0	0- 0			

RPI 1-25				RPI 26-50				RPI 51-100				RPI 101+ Team's RPI: 252			
RPI	S	Opponent	Score	RPI	S	Opponent	Score	RPI	S	Opponent	Score	RPI	S	Opponent	Score
				26	N	Central Mich.	76 85	73	H	Wyoming	68 62	105	N	Tulane	46 80
								86	H	New Mexico	97 89	116	A	Colorado St.	43 72
								90	H	UNLV	64 75	116	H	Colorado St.	63 65
												148	A	Fresno St.	53 64
												148	H	Fresno St.	60 66
												174	H	UC Irvine	65 67
												176	H	Boise St.	70 86
												189	H	Nevada	75 72
												202	H	CSUN	58 55
												204	A	UC Santa Barbara	64 77
												205	H	San Diego	77 76
												254	A	San Jose St.	75 65
												270	H	Presbyteria n	77 50
												276	H	Santa Clara	34 48
												279	A	Ari zona	78 67
												297	A	Utah St.	58 62
												310	A	Air Force	51 61
												313	H	Cal St. Fullerton	59 58
<hr/>															
LAST 12 Division I GAMES:															
				189	H	Nevada	75 72	148	A	Fresno St.	53 64				
				148	H	Fresno St.	60 66	176	H	Boise St.	70 86				
				310	A	Air Force	51 61	254	A	San Jose St.	75 65				
				90	H	UNLV	64 75	116	H	Colorado St.	63 65				
				116	A	Colorado St.	43 72	297	A	Utah St.	58 62				
				86	H	New Mexico	97 89	73	H	Wyoming	68 62				

Non-Div I Games: Hope Int'l 92 68

San Diego St.

Average RPI Win:	255	WON-LOST	WINNING	LAST 10	STRENGTH OF	OPP. STRENGTH	TEAM	ADJ.	CONF.	ADJ CONF.
Average RPI Loss:	148	RECORD	PCT. RANK	GAMES	SCHEDULE	OF SCHEDULE	RPI	RPI	RPI	RPI
DIV. I ONLY	9- 14	237	3- 7	204	201	253	253	21	21	
DIV. I NON-CONF.	6- 6	170	0- 0	129	164	172	172	20	20	

TOTALS	RPI 1-25	RPI 26-50	W-L RECORDS	RPI 51-100	RPI 101-999	RPI 201+				
9- 14	0- 2	0- 2	OVERALL	0- 1	9- 9	8- 5				
7- 5	0- 0	0- 2	HOME	0- 0	7- 3	6- 1				
2- 7	0- 0	0- 0	AWAY	0- 1	2- 6	2- 4				
0- 2	0- 2	0- 0	NEUTRAL	0- 0	0- 0	0- 0				
6- 6	0- 2	0- 2	NON-CONFERENCE	0- 0	6- 2	5- 1				
4- 3	0- 0	0- 2	HOME	0- 0	4- 1	3- 0				
2- 1	0- 0	0- 0	AWAY	0- 0	2- 1	2- 1				
0- 2	0- 2	0- 0	NEUTRAL	0- 0	0- 0	0- 0				
3- 8	0- 0	0- 0	CONFERENCE	0- 1	3- 7	3- 4				
3- 2	0- 0	0- 0	HOME	0- 0	3- 2	3- 1				
0- 6	0- 0	0- 0	AWAY	0- 1	0- 5	0- 3				
0- 0	0- 0	0- 0	NEUTRAL	0- 0	0- 0	0- 0				

H
a
w
a
i
iH
a
w
a
i
i

RPI 1-25				RPI 26-50				RPI 51-100				RPI 101+ Team's RPI: 253			
RPI	S	Opponent	Score	RPI	S	Opponent	Score	RPI	S	Opponent	Score	RPI	S	Opponent	Score
10	N	Oregon	44 85	40	H	Purdue	67 79	56	A	UC Davis	52 76	144	H	Idaho St.	62 64
17	N	Texas A&M	59 103	48	H	Southern Cal i forn i a	60 71					154	A	Cal Poly	50 52
												169	H	Marist	70 63
												174	A	UC Irvi ne	66 70
												174	H	UC Irvi ne	67 74
												202	H	CSUN	58 70
												204	A	UC Santa Barbara	61 71
												205	H	San Diego	64 63
												219	A	Seattle U	73 58
												232	A	UC Ri versi de	57 79
												232	H	UC Ri versi de	63 57
												235	H	Montana St.	81 75
												279	A	Ari zona	65 60
												308	A	Portl and	47 76
												313	A	Cal St. Fullerton	57 69
												313	H	Cal St. Fullerton	59 54
												320	H	Northern Ari z.	84 68
												326	H	Long Beach St.	74 66
LAST 12 Division I GAMES:															
				313	H	Cal St. Fullerton	59 54	232	A	UC Ri versi de	57 79				
				204	A	UC Santa Barbara	61 71	326	H	Long Beach St.	74 66				
				154	A	Cal Poly	50 52	174	H	UC Irvi ne	67 74				
				232	H	UC Ri versi de	63 57	56	A	UC Davi s	52 76				
				202	H	CSUN	58 70	313	A	Cal St. Fullerton	57 69				
				174	A	UC Irvi ne	66 70	10	N	Oregon	44 85				

Non-Div I Games: Hawai i Paci fic 67 57

Hawai i

Average RPI Win:	239	WON-LOST	WINNING	LAST 10	STRENGTH OF	OPP. STRENGTH	TEAM	ADJ.	CONF.	ADJ CONF.
Average RPI Loss:	128	RECORD	PCT. RANK	GAMES	SCHEDULE	OF SCHEDULE	RPI	RPI	RPI	RPI
DIV. I ONLY	5- 17	303	2- 8	104	132	254	254	16	16	
DIV. I NON-CONF.	2- 8	290	0- 0	95	140	251	251	15	15	

TOTALS	RPI 1-25	RPI 26-50	W-L RECORDS	RPI 51-100	RPI 101-999	RPI 201+				
5- 17	0- 1	0- 1	OVERALL	1- 5	4- 10	4- 3				
3- 8	0- 0	0- 0	HOME	1- 2	2- 6	2- 2				
2- 8	0- 1	0- 1	AWAY	0- 3	2- 3	2- 0				
0- 1	0- 0	0- 0	NEUTRAL	0- 0	0- 1	0- 1				
2- 8	0- 1	0- 1	NON-CONFERENCE	0- 1	2- 5	2- 2				
1- 4	0- 0	0- 0	HOME	0- 1	1- 3	1- 1				
1- 3	0- 1	0- 1	AWAY	0- 0	1- 1	1- 0				
0- 1	0- 0	0- 0	NEUTRAL	0- 0	0- 1	0- 1				
3- 9	0- 0	0- 0	CONFERENCE	1- 4	2- 5	2- 1				
2- 4	0- 0	0- 0	HOME	1- 1	1- 3	1- 1				
1- 5	0- 0	0- 0	AWAY	0- 3	1- 2	1- 0				
0- 0	0- 0	0- 0	NEUTRAL	0- 0	0- 0	0- 0				

RPI 1-25				RPI 26-50				RPI 51-100				RPI 101+ Team's RPI: 254			
RPI	S	Opponent	Score	RPI	S	Opponent	Score	RPI	S	Opponent	Score	RPI	S	Opponent	Score
11	A	UCLA	69 129	49	A	Oregon St.	62 110	58	H	Nebraska	55 81	116	A	Colorado St.	48 63
								73	A	Wyomi ng	46 58	116	H	Colorado St.	66 73
								86	A	New Mexi co	62 92	138	H	Portland St.	78 90
								86	H	New Mexi co	95 86	151	H	San Francis co	81 87
								90	A	UNLV	60 79	173	A	Paci fi c	97 106
								90	H	UNLV	53 80	176	H	Boise St.	80 112
												189	A	Nevada	63 91
												202	H	CSUN	59 76
												206	N	Hampton	73 81
												224	H	CSU Bakersfi eld	67 57
												252	H	San Diego St.	65 75
												276	A	Santa Clara	71 66
												297	H	Utah St.	79 66
												310	A	Air Force	75 74

LAST 12 Division I GAMES:															
116	H	Colorado St.	66 73	310	A	Air Force	75 74								
86	A	New Mexi co	62 92	252	H	San Diego St.	65 75								
90	H	UNLV	53 80	86	H	New Mexi co	95 86								
73	A	Wyomi ng	46 58	90	A	UNLV	60 79								
176	H	Boise St.	80 112	116	A	Colorado St.	48 63								
189	A	Nevada	63 91	297	H	Utah St.	79 66								

Non-Div I Games: Southern Ore. 89 87

San Jose St.

Average RPI Win: 236		WON-LOST RECORD	WINNING PCT. RANK	LAST 10 GAMES	STRENGTH OF SCHEDULE	OPP. STRENGTH OF SCHEDULE	TEAM RPI	ADJ. RPI	CONF. RPI	ADJ. CONF. RPI
Average RPI Loss: 175										
DIV. I ONLY		11- 12	190	5- 5	294	237	255	255	24	24
DIV. I NON-CONF.		6- 5	153	0- 0	235	211	198	198	22	22
TOTALS		RPI 1-25	RPI 26-50	W-L RECORDS		RPI 51-100	RPI 101-999	RPI 201+		
11- 12	0- 0		0- 0	OVERALL		0- 2	11- 10	6- 5		
7- 6	0- 0		0- 0	HOME		0- 2	7- 4	4- 1		
3- 6	0- 0		0- 0	AWAY		0- 0	3- 1	2- 1		
1- 0	0- 0		0- 0	NEUTRAL		0- 0	1- 0	0- 0		
6- 5	0- 0		0- 0	NON-CONFERENCE		0- 1	6- 4	3- 1		
4- 2	0- 0		0- 0	HOME		0- 1	4- 1	2- 0		
1- 3	0- 0		0- 0	AWAY		0- 0	1- 3	1- 1		
1- 0	0- 0		0- 0	NEUTRAL		0- 0	1- 0	0- 0		
5- 7	0- 0		0- 0	CONFERENCE		0- 1	5- 6	3- 4		
3- 4	0- 0		0- 0	HOME		0- 1	3- 3	2- 1		
2- 3	0- 0		0- 0	AWAY		0- 0	2- 3	1- 3		
0- 0	0- 0		0- 0	NEUTRAL		0- 0	0- 0	0- 0		

[illegible]

Non-Div I Games:

Illinois St.

Average RPI Win:	301	WON-LOST	WINNING	LAST 10	STRENGTH OF	OPP. STRENGTH	TEAM	ADJ.	CONF.	ADJ CONF.
Average RPI Loss:	184	RECORD	PCT. RANK	GAMES	SCHEDULE	OF SCHEDULE	RPI	RPI	RPI	RPI
DIV. I ONLY	11- 8	133	8- 2	343	330	256	256	26	26	
DIV. I NON-CONF.	3- 4	209	0- 0	279	348	258	258	25	25	

TOTALS	RPI 1-25	RPI 26-50	W-L RECORDS	RPI 51-100	RPI 101-999	RPI 201+				
11- 8	0- 0	0- 0	OVERALL	0- 1	11- 7	11- 4				
6- 3	0- 0	0- 0	HOME	0- 1	6- 2	6- 0				
3- 5	0- 0	0- 0	AWAY	0- 0	3- 1	3- 1				
2- 0	0- 0	0- 0	NEUTRAL	0- 0	2- 0	2- 0				
3- 4	0- 0	0- 0	NON-CONFERENCE	0- 1	3- 3	3- 2				
1- 1	0- 0	0- 0	HOME	0- 1	1- 0	1- 0				
0- 3	0- 0	0- 0	AWAY	0- 0	0- 3	0- 2				
2- 0	0- 0	0- 0	NEUTRAL	0- 0	2- 0	2- 0				
8- 4	0- 0	0- 0	CONFERENCE	0- 0	8- 4	8- 2				
5- 2	0- 0	0- 0	HOME	0- 0	5- 2	5- 0				
3- 2	0- 0	0- 0	AWAY	0- 0	3- 2	3- 2				
0- 0	0- 0	0- 0	NEUTRAL	0- 0	0- 0	0- 0				

RPI 1-25				RPI 26-50				RPI 51-100				RPI 101+ Team's RPI: 256			
RPI	S	Opponent	Score	RPI	S	Opponent	Score	RPI	S	Opponent	Score	RPI	S	Opponent	Score
								96	H	Rice	56 67	110	H	Lamar University	31 70
												131	H	Central Ark.	50 58
												135	A	UTEP	49 69
												215	A	Abilene Christian	59 61
												226	A	New Orleans	49 66
												226	H	New Orleans	75 68
												240	A	New Mexico St.	61 70
												251	H	Nicholls St.	76 55
												271	N	Prairie View	72 62
												294	H	Southeastern La.	56 52
												311	A	Northwestern St.	62 56
												314	A	Incarinate Word	62 58
												321	A	UTRGV	53 56
												321	H	UTRGV	71 41
												322	H	Houston Baptist	50 49
												331	A	Sam Houston St.	67 57
												331	H	Sam Houston St.	62 48
												342	N	Florida A&M	58 55
LAST 12 Division I GAMES:															
226	H	New Orleans	75 68	251	H	Nicholls St.	76 55								
331	H	Sam Houston St.	62 48	226	A	New Orleans	49 66								
314	A	Incarinate Word	62 58	331	A	Sam Houston St.	67 57								
294	H	Southeastern La.	56 52	311	A	Northwestern St.	62 56								
322	H	Houston Baptist	50 49	110	H	Lamar University	31 70								
215	A	Abilene Christian	59 61	131	H	Central Ark.	50 58								

Non-Div I Games: Tex. A&M Int'l 53 34 St. Thomas Houston 72 42 McMurry 62 43 Texas Lutheran 87 56 A&M-Corpus Christi

Average RPI Win:	270	WON-LOST	WINNING	LAST 10	STRENGTH OF	OPP. STRENGTH	TEAM	ADJ.	CONF.	ADJ CONF.
Average RPI Loss:	136	RECORD	PCT. RANK	GAMES	SCHEDULE	OF SCHEDULE	RPI	RPI	RPI	RPI
DIV. I ONLY	6- 18	293	1- 9	140	187	257	257	10	10	
DIV. I NON-CONF.	4- 7	226	0- 0	204	184	234	234	12	12	

TOTALS	RPI 1-25	RPI 26-50	W-L RECORDS	RPI 51-100	RPI 101-999	RPI 201+				
6- 18	0- 1	0- 1	OVERALL	0- 5	6- 11	6- 5				
2- 10	0- 0	0- 0	HOME	0- 3	2- 7	2- 4				
4- 8	0- 1	0- 1	AWAY	0- 2	4- 4	4- 1				
0- 0	0- 0	0- 0	NEUTRAL	0- 0	0- 0	0- 0				
4- 7	0- 1	0- 1	NON-CONFERENCE	0- 1	4- 4	4- 2				
2- 3	0- 0	0- 0	HOME	0- 0	2- 3	2- 2				
2- 4	0- 1	0- 1	AWAY	0- 1	2- 1	2- 0				
0- 0	0- 0	0- 0	NEUTRAL	0- 0	0- 0	0- 0				
2- 11	0- 0	0- 0	CONFERENCE	0- 4	2- 7	2- 3				
0- 7	0- 0	0- 0	HOME	0- 3	0- 4	0- 2				
2- 4	0- 0	0- 0	AWAY	0- 1	2- 3	2- 1				
0- 0	0- 0	0- 0	NEUTRAL	0- 0	0- 0	0- 0				

RPI 1-25				RPI 26-50				RPI 51-100				RPI 101+ Team's RPI: 257			
RPI	S	Opponent	Score	RPI	S	Opponent	Score	RPI	S	Opponent	Score	RPI	S	Opponent	Score
16	A	South Carolina	43 69	26	A	Central Mich.	58 79	55	H	Drexel	53 80	101	H	Wake Forest	40 77
								57	H	El on	55 77	117	H	Del aware	59 68
								62	A	Michigan St.	43 107	137	A	Northeastern	37 59
								77	A	James Madi son	53 67	139	A	William & Mary	66 79
								77	H	James Madi son	45 67	139	H	William & Mary	54 68
												188	A	Furman	58 72
												238	A	North Flori da	73 69
												241	A	Hofstra	60 65
												241	H	Hofstra	60 75
												249	H	Campbel l	45 53
												259	A	Towson	80 67
												259	H	Towson	58 83
												261	H	Lipscomb	85 69
												272	H	Appal achi an St.	70 76
												275	A	Coastal Caro.	72 70
												282	A	UNCW	72 63
												304	H	Wofford	59 51

LAST 12 Division I GAMES:															
282	A	UNCW	72 63	77	H	James Madi son	45 67	241	A	Hofstra	60 65				
55	H	Drexel	53 80					137	A	Northeastern	37 59				
57	H	El on	55 77					117	H	Del aware	59 68				
77	A	James Madi son	53 67					241	H	Hofstra	60 75				
139	A	William & Mary	66 79					259	A	Towson	80 67				
259	H	Towson	58 83												

Non-Div I Games:

Col. of Charleston

Average RPI Win:	285	WON-LOST	WINNING	LAST 10	STRENGTH OF	OPP. STRENGTH	TEAM	ADJ.	CONF.	ADJ CONF.
Average RPI Loss:	164	RECORD	PCT. RANK	GAMES	SCHEDULE	OF SCHEDULE	RPI	RPI	RPI	RPI
DIV. I ONLY	10- 14	218	4- 6	298	265	258	258	28	28	
DIV. I NON-CONF.	3- 8	268	0- 0	285	208	293	293	26	26	

TOTALS	RPI 1-25	RPI 26-50	W-L RECORDS	RPI 51-100	RPI 101-999	RPI 201+				
10- 14	0- 1	0- 0	OVERALL	0- 2	10- 11	10- 3				
6- 4	0- 1	0- 0	HOME	0- 1	6- 2	6- 1				
4- 9	0- 0	0- 0	AWAY	0- 1	4- 8	4- 2				
0- 1	0- 0	0- 0	NEUTRAL	0- 0	0- 1	0- 0				
3- 8	0- 1	0- 0	NON-CONFERENCE	0- 0	3- 7	3- 1				
2- 2	0- 1	0- 0	HOME	0- 0	2- 1	2- 0				
1- 5	0- 0	0- 0	AWAY	0- 0	1- 5	1- 1				
0- 1	0- 0	0- 0	NEUTRAL	0- 0	0- 1	0- 0				
7- 6	0- 0	0- 0	CONFERENCE	0- 2	7- 4	7- 2				
4- 2	0- 0	0- 0	HOME	0- 1	4- 1	4- 1				
3- 4	0- 0	0- 0	AWAY	0- 1	3- 3	3- 1				
0- 0	0- 0	0- 0	NEUTRAL	0- 0	0- 0	0- 0				

RPI 1-25				RPI 26-50				RPI 51-100				RPI 101+ Team's RPI: 258			
RPI	S	Opponent	Score	RPI	S	Opponent	Score	RPI	S	Opponent	Score	RPI	S	Opponent	Score
25	H	Villanova	44 73					64	A	Quinnipiac	45 77	106	A	Seton Hall	61 80
								64	H	Quinnipiac	39 58	137	A	Northeastern	43 63
												139	A	William & Mary	47 57
												163	A	Lehigh	53 56
												169	A	Marist	63 71
												180	N	New Hampshire	61 71
												197	A	Siena	40 51
												201	H	Richmond	67 72
												207	A	Boston College	66 58
												246	H	Niagara	59 53
												248	A	Manhattan	44 55
												248	H	Manhattan	55 52
												262	H	Mt. St. Mary's	76 65
												269	A	Rider	68 57
												269	H	Rider	45 61
												285	A	Canisius	56 52
												299	H	Monmouth	61 55
												333	A	Rhode Island	47 62
												340	A	Iona	78 68
												345	H	Saint Peter's	62 41
												347	H	UMass Lowell	78 67
LAST 12 Division I GAMES:															
248	A	Manhattan	44 55	64	A	Quinnipiac	45 77								
340	A	Iona	78 68	345	H	Saint Peter's	62 41								
248	H	Manhattan	55 52	169	A	Marist	63 71								
64	H	Quinnipiac	39 58	269	H	Rider	45 61								
269	A	Rider	68 57	299	H	Monmouth	61 55								
197	A	Siena	40 51	246	H	Niagara	59 53								

Non-Div I Games:

Fairfield

T
o
w
s
o
n

Towson				Through Games Of Feb. 10, 2018							
Average RPI	Win:	257	WON-LOST	WINNING	LAST 10	STRENGTH OF	OPP. STRENGTH	TEAM	ADJ.	CONF.	ADJ CONF.
Average RPI	Loss:	147	RECORD	PCT. RANK	GAMES	SCHEDULE	OF SCHEDULE	RPI	RPI	RPI	RPI
DIV. I ONLY			9- 14	237	4- 6	275	182	259	259	10	10
DIV. I NON-CONF.			5- 6	187	0- 0	338	260	298	298	12	12

TOTALS		RPI 1-25	RPI 26-50		W-L RECORDS		RPI 51-100	RPI 101-999		RPI 201+	
9- 14		0- 0	0- 0		OVERALL		0- 5	9- 9		7- 3	
5- 6		0- 0	0- 0		HOME		0- 2	5- 4		4- 2	
3- 7		0- 0	0- 0		AWAY		0- 3	3- 4		2- 1	
1- 1		0- 0	0- 0		NEUTRAL		0- 0	1- 1		1- 0	
5- 6		0- 0	0- 0		NON-CONFERENCE		0- 1	5- 5		4- 2	
3- 2		0- 0	0- 0		HOME		0- 1	3- 1		2- 1	
1- 3		0- 0	0- 0		AWAY		0- 0	1- 3		1- 1	
1- 1		0- 0	0- 0		NEUTRAL		0- 0	1- 1		1- 0	
4- 8		0- 0	0- 0		CONFERENCE		0- 4	4- 4		3- 1	
2- 4		0- 0	0- 0		HOME		0- 1	2- 3		2- 1	
2- 4		0- 0	0- 0		AWAY		0- 3	2- 1		1- 0	
0- 0		0- 0	0- 0		NEUTRAL		0- 0	0- 0		0- 0	

T
o
w
s
o
n

RPI 1-25				RPI 26-50				RPI 51-100				RPI 101+ Team's RPI: 259			
RPI	S	Opponent	Score	RPI	S	Opponent	Score	RPI	S	Opponent	Score	RPI	S	Opponent	Score
								55	A	Drexel	53 78	117	A	Delaware	49 51
								57	A	Elon	61 84	137	H	Northeastern	61 70
								57	H	Elon	45 71	139	A	William & Mary	67 66
								77	A	James Madison	45 69	139	H	William & Mary	63 75
								92	H	George Washington	43 66	145	A	Pittsburgh	63 81
												155	N	Radford	66 69
												164	H	Saint Joseph's	90 66
												199	A	Norfolk St.	76 86
												234	A	Loyola Maryland	76 67
												241	H	Hofstra	73 72
												257	A	Col. of Charleston	83 58
												257	H	Col. of Charleston	67 80
												278	H	Colgate	61 65
												282	H	UNCW	72 71
												286	A	Massachusetts	49 72
												328	H	UMBC	95 64
												329	H	Wagner	64 42
												336	N	Ark.-Pine Bluff	70 44
LAST 12 Division I GAMES:															
				241	H	Hofstra	73 72	117	A	Delaware	49 51				
				139	H	William & Mary	63 75	282	H	UNCW	72 71				
				55	A	Drexel	53 78	139	A	William & Mary	67 66				
				57	H	Elon	45 71	77	A	James Madison	45 69				
				257	A	Col. of Charleston	83 58	257	H	Col. of Charleston	67 80				
				57	A	Elon	61 84	137	H	Northeastern	61 70				

Non-Div I Games:

Towson

Average RPI Win: 314

Average RPI Loss: 150

WON-LOST
RECORDWINNING
PCT. RANKLAST 10
GAMESSTRENGTH OF
SCHEDULEOPP. STRENGTH
OF SCHEDULETEAM
RPIADJ.
RPICONF.
RPIADJ CONF.
RPIDIV. I ONLY
DIV. I NON-CONF.8- 12
1- 7229
3105- 5
0- 0318
92220
125260
276260
27626
2526
25

TOTALS

RPI 1-25

RPI 26-50

W-L RECORDS

RPI 51-100

RPI 101-999

RPI 201+

8- 12

0- 2

0- 0

OVERALL

0- 0

8- 10

8- 4

3- 5

0- 0

0- 0

HOME

0- 0

3- 5

3- 4

5- 7

0- 2

0- 0

AWAY

0- 0

5- 5

5- 0

0- 0

0- 0

0- 0

NEUTRAL

0- 0

0- 0

0- 0

1- 7

0- 2

0- 0

NON-CONFERENCE

0- 0

1- 5

1- 1

1- 2

0- 0

0- 0

HOME

0- 0

1- 2

1- 1

0- 5

0- 2

0- 0

AWAY

0- 0

0- 3

0- 0

0- 0

0- 0

0- 0

NEUTRAL

0- 0

0- 0

0- 0

7- 5

0- 0

0- 0

CONFERENCE

0- 0

7- 5

7- 3

2- 3

0- 0

0- 0

HOME

0- 0

2- 3

2- 3

5- 2

0- 0

0- 0

AWAY

0- 0

5- 2

5- 0

0- 0

0- 0

0- 0

NEUTRAL

0- 0

0- 0

0- 0

RPI 1-25

RPI 26-50

RPI 51-100

RPI 101+

Team's RPI: 260

RPI	S	Opponent	Score
7	A	Baylor	34 95
9	A	Texas	34 100

RPI	S	Opponent	Score
-----	---	----------	-------

RPI	S	Opponent	Score
-----	---	----------	-------

RPI	S	Opponent	Score
105	H	Tulane	66 70
110	A	Lamar University	58 83
134	A	SFA	58 73
157	A	Louisiana Tech	62 78
160	A	Louisiana	86 98
191	A	SMU	59 65
215	H	Abilene Christian	75 80
226	H	New Orleans	64 77
231	H	Grambling	60 75
251	H	Nicholls St.	54 61
294	A	Southeastern La.	77 65
294	H	Southeastern La.	69 47
311	A	Northwestern St.	60 44
311	H	Northwestern St.	72 67
314	A	Incarinate Word	66 57
322	A	Houston Baptist	86 74
331	A	Sam Houston St.	66 63
337	H	La.-Monroe	65 61

LAST 12 Division I GAMES:

294	H	Southeastern La.	69 47	294	A	Southeastern La.	77 65
134	A	SFA	58 73	251	H	Nicholls St.	54 61
311	A	Northwestern St.	60 44	226	H	New Orleans	64 77
331	A	Sam Houston St.	66 63	215	H	Abilene Christian	75 80
110	A	Lamar University	58 83	311	H	Northwestern St.	72 67
322	A	Houston Baptist	86 74	314	A	Incarinate Word	66 57

Non-Div I Games:

LSU-Alexandria

73 53

Louisiana Col.

84 46

Southern-N. O.

76 61

McNeese

Loss,
 Non-Conf,
 S Site,
 H Home
A Away
 N Neutral

Average RPI Win:	296	WON-LOST	WINNING	LAST 10	STRENGTH OF	OPP. STRENGTH	TEAM	ADJ.	CONF.	ADJ CONF.
Average RPI Loss:	153	RECORD	PCT. RANK	GAMES	SCHEDULE	OF SCHEDULE	RPI	RPI	RPI	RPI
DIV. I ONLY	10- 15	229	6- 4	304	246	261	261	22	22	
DIV. I NON-CONF.	4- 11	279	1- 1	252	282	280	280	21	21	

TOTALS	RPI 1-25	RPI 26-50	W-L RECORDS	RPI 51-100	RPI 101-999	RPI 201+				
10- 15	0- 0	0- 2	OVERALL	0- 4	10- 9	10- 5				
5- 6	0- 0	0- 1	HOME	0- 2	5- 3	5- 2				
5- 9	0- 0	0- 1	AWAY	0- 2	5- 6	5- 3				
0- 0	0- 0	0- 0	NEUTRAL	0- 0	0- 0	0- 0				
4- 11	0- 0	0- 1	NON-CONFERENCE	0- 3	4- 7	4- 4				
2- 4	0- 0	0- 0	HOME	0- 2	2- 2	2- 2				
2- 7	0- 0	0- 1	AWAY	0- 1	2- 5	2- 2				
0- 0	0- 0	0- 0	NEUTRAL	0- 0	0- 0	0- 0				
6- 4	0- 0	0- 1	CONFERENCE	0- 1	6- 2	6- 1				
3- 2	0- 0	0- 1	HOME	0- 0	3- 1	3- 0				
3- 2	0- 0	0- 0	AWAY	0- 1	3- 1	3- 1				
0- 0	0- 0	0- 0	NEUTRAL	0- 0	0- 0	0- 0				

RPI 1-25				RPI 26-50				RPI 51-100				RPI 101+ Team's RPI: 261			
RPI	S	Opponent	Score	RPI	S	Opponent	Score	RPI	S	Opponent	Score	RPI	S	Opponent	Score
				41	H	FGCU	54 68	72	H	Belmont	59 91	103	A	Saint Louis	57 101
				43	A	Ball St.	46 84	95	A	Jacksonville	48 70	113	A	Middle Tenn.	48 72
								99	A	Butler	58 70	120	A	Vanderbilt	82 92
								100	H	Alabama	51 73	175	H	Stetson	55 59
												218	H	Morehead St.	55 75
												236	H	Austin Peay	63 71
												238	A	North Florida	73 69
												238	H	North Florida	78 57
												257	A	Col. of Charleston	69 85
												287	A	Kennesaw St.	64 62
												290	A	USC Upstate	64 80
												290	H	USC Upstate	97 78
												292	H	Murray St.	65 64
												298	A	Tennessee Tech	61 57
												306	A	Charleston So.	58 54
												317	H	Alabama A&M	66 50
												332	A	Tennessee St.	64 71
												346	A	NJIT	74 58
												346	H	NJIT	66 58
LAST 12 Division I GAMES:															
				238	H	North Florida	78 57	175	H	Stetson	55 59				
				290	A	USC Upstate	64 80	238	A	North Florida	73 69				
				346	H	NJIT	66 58	95	A	Jacksonville	48 70				
				290	H	USC Upstate	97 78	287	A	Kennesaw St.	64 62				
				346	A	NJIT	74 58	317	H	Alabama A&M	66 50				
				41	H	FGCU	54 68	120	A	Vanderbilt	82 92				

Non-Div I Games:

Lipscomb

Average RPI Win:	284	WON-LOST	WINNING	LAST 10	STRENGTH OF	OPP. STRENGTH	TEAM	ADJ.	CONF.	ADJ CONF.
Average RPI Loss:	206	RECORD	PCT. RANK	GAMES	SCHEDULE	OF SCHEDULE	RPI	RPI	RPI	RPI
DIV. I ONLY	8- 15	259	3- 7	265	324	262	262	29	29	
DIV. I NON-CONF.	3- 8	268	0- 0	218	224	256	256	29	29	

TOTALS	RPI 1-25	RPI 26-50	W-L RECORDS	RPI 51-100	RPI 101-999	RPI 201+				
8- 15	0- 2	0- 0	OVERALL	0- 0	8- 13	8- 10				
4- 5	0- 0	0- 0	HOME	0- 0	4- 5	4- 4				
4- 10	0- 0	0- 0	AWAY	0- 0	4- 0	4- 0				
0- 0	0- 0	0- 0	NEUTRAL	0- 0	0- 0	0- 0				
3- 8	0- 2	0- 0	NON-CONFERENCE	0- 0	3- 6	3- 5				
2- 1	0- 0	0- 0	HOME	0- 0	2- 1	2- 1				
1- 7	0- 2	0- 0	AWAY	0- 0	1- 5	1- 4				
0- 0	0- 0	0- 0	NEUTRAL	0- 0	0- 0	0- 0				
5- 7	0- 0	0- 0	CONFERENCE	0- 0	5- 7	5- 5				
2- 4	0- 0	0- 0	HOME	0- 0	2- 4	2- 3				
3- 3	0- 0	0- 0	AWAY	0- 0	3- 3	3- 2				
0- 0	0- 0	0- 0	NEUTRAL	0- 0	0- 0	0- 0				

RPI 1-25				RPI 26-50				RPI 51-100				RPI 101+				Team's RPI: 262
RPI	S	Opponent	Score	RPI	S	Opponent	Score	RPI	S	Opponent	Score	RPI	S	Opponent	Score	
1	A	Notre Dame	65 121									123	A	Saint Francis (PA)	88 92	
15	A	Maryland	57 97									136	H	Robert Morris	68 77	
												163	A	Lehigh	71 75	
												212	A	Xavier	45 66	
												220	H	Gardner-Webb	67 75	
												234	H	Loyola Maryland	71 63	
												258	A	Fairfield	65 76	
												265	A	Morgan St.	67 75	
												269	H	Rider	82 78	
												273	A	LIU Brooklyn	48 53	
												273	H	LIU Brooklyn	59 61	
												277	A	Fairleigh Dickinson	55 53	
												277	H	Fairleigh Dickinson	55 52	
												280	A	St. Francis Brooklyn	73 82	
												280	H	St. Francis Brooklyn	56 75	
												288	H	Sacred Heart	52 82	
												291	A	Central Conn. St.	68 56	
												293	A	Bryant	68 63	
												300	A	UMES	66 63	
												303	A	Coppin St.	54 68	
												329	H	Wagner	79 56	

LAST 12 Division I GAMES:																
277	A	Fairleigh Dickinson	55 53	273	A	LIU Brooklyn	48 53									
280	H	St. Francis Brooklyn	56 75	280	A	St. Francis Brooklyn	73 82									
273	H	LIU Brooklyn	59 61	277	H	Fairleigh Dickinson	55 52									
329	H	Wagner	79 56	288	H	Sacred Heart	52 82									
136	H	Robert Morris	68 77	293	A	Bryant	68 63									
123	A	Saint Francis (PA)	88 92	291	A	Central Conn. St.	68 56									

Non-Div I Games:

Mt. St. Mary's

Grand Canyon

Through Games Of Feb. 10, 2018

Average RPI Win:	294	WON-LOST	WINNING	LAST 10	STRENGTH OF	OPP. STRENGTH	TEAM	ADJ.	CONF.	ADJ CONF.
Average RPI Loss:	185	RECORD	PCT. RANK	GAMES	SCHEDULE	OF SCHEDULE	RPI	RPI	RPI	RPI
DIV. I ONLY	11- 11	174	7- 3	338	290	263	263	30	30	
DIV. I NON-CONF.	4- 8	239	1- 0	275	256	270	270	31	31	

TOTALS	RPI 1-25	RPI 26-50	W-L RECORDS	RPI 51-100	RPI 101-999	RPI 201+				
11- 11	0- 1	0- 0	OVERALL	0- 2	11- 8	11- 5				
7- 4	0- 1	0- 0	HOME	0- 1	7- 2	7- 2				
4- 7	0- 0	0- 0	AWAY	0- 1	4- 6	4- 3				
0- 0	0- 0	0- 0	NEUTRAL	0- 0	0- 0	0- 0				
4- 8	0- 1	0- 0	NON-CONFERENCE	0- 2	4- 5	4- 2				
2- 3	0- 1	0- 0	HOME	0- 1	2- 1	2- 1				
2- 5	0- 0	0- 0	AWAY	0- 1	2- 4	2- 1				
0- 0	0- 0	0- 0	NEUTRAL	0- 0	0- 0	0- 0				
7- 3	0- 0	0- 0	CONFERENCE	0- 0	7- 3	7- 3				
5- 1	0- 0	0- 0	HOME	0- 0	5- 1	5- 1				
2- 2	0- 0	0- 0	AWAY	0- 0	2- 2	2- 2				
0- 0	0- 0	0- 0	NEUTRAL	0- 0	0- 0	0- 0				

RPI 1-25				RPI 26-50				RPI 51-100				RPI 101+				Team's RPI: 263
RPI	S	Opponent	Score	RPI	S	Opponent	Score	RPI	S	Opponent	Score	RPI	S	Opponent	Score	
14	H	Duke	61 74					90	A	UNLV	47 76	129	A	Bethune-Cookman	60 69	
								96	H	Rice	59 69	154	A	Cal Poly	69 75	
												167	A	Washington	65 79	
												214	A	Fla. Atlantic	77 73	
												219	H	Seattle U	74 63	
												240	A	New Mexico St.	60 64	
												240	H	New Mexico St.	50 34	
												266	A	UMKC	82 84	
												266	H	UMKC	59 62	
												276	H	Santa Clara	39 38	
												289	A	Valparaiso	75 80	
												320	A	Northern Ariz.	72 54	
												321	A	UTRGV	65 59	
												321	H	UTRGV	59 58	
												323	H	Southern Utah	59 54	
												326	H	Long Beach St.	63 65	
												327	H	Utah Valley	81 61	
												339	A	Chicago St.	59 43	
												339	H	Chicago St.	64 36	

LAST 12 Division I GAMES:																
240	H	New Mexico St.	50 34	339	H	Chicago St.	64 36									
321	H	UTRGV	59 58	321	A	UTRGV	65 59									
339	A	Chicago St.	59 43	240	A	New Mexico St.	60 64									
266	A	UMKC	82 84	219	H	Seattle U	74 63									
327	H	Utah Valley	81 61	276	H	Santa Clara	39 38									
266	H	UMKC	59 62	323	H	Southern Utah	59 54									

Non-Div I Games: Arizona Christian 75 51 Benedictine Mesa 67 53

Grand Canyon

Loss,
Non-Conf,
S Site,
H Home
A Away
N Neutral

Average RPI Win:	289	WON-LOST	WINNING	LAST 10	STRENGTH OF	OPP. STRENGTH	TEAM	ADJ.	CONF.	ADJ CONF.
Average RPI Loss:	134	RECORD	PCT. RANK	GAMES	SCHEDULE	OF SCHEDULE	RPI	RPI	RPI	RPI
DIV. I ONLY	7- 14	264	6- 4	231	214	264	264	24	24	
DIV. I NON-CONF.	1- 9	318	0- 1	94	136	279	279	22	22	

TOTALS	RPI 1-25	RPI 26-50	W-L RECORDS	RPI 51-100	RPI 101-999	RPI 201+				
7- 14	0- 0	0- 1	OVERALL	0- 5	7- 8	7- 3				
3- 8	0- 0	0- 1	HOME	0- 2	3- 5	3- 1				
3- 5	0- 0	0- 0	AWAY	0- 2	3- 3	3- 2				
1- 1	0- 0	0- 0	NEUTRAL	0- 1	1- 0	1- 0				
1- 9	0- 0	0- 1	NON-CONFERENCE	0- 4	1- 4	1- 3				
0- 5	0- 0	0- 1	HOME	0- 2	0- 2	0- 1				
0- 3	0- 0	0- 0	AWAY	0- 1	0- 2	0- 2				
1- 1	0- 0	0- 0	NEUTRAL	0- 1	1- 0	1- 0				
6- 5	0- 0	0- 0	CONFERENCE	0- 1	6- 4	6- 0				
3- 3	0- 0	0- 0	HOME	0- 0	3- 3	3- 0				
3- 2	0- 0	0- 0	AWAY	0- 1	3- 1	3- 0				
0- 0	0- 0	0- 0	NEUTRAL	0- 0	0- 0	0- 0				

RPI	S	Opponent	Score	RPI	S	Opponent	Score	RPI	S	Opponent	Score	RPI	S	Opponent	Score	Team's RPI: 264
26	H	Central Mich.	67 77	68	A	IUPUI	57 86	103	H	Saint Louis	59 60	112	H	Missouri St.	63 77	
				74	N	South Dakota	59 71	145	A	UNI	53 59	145	H	UNI	46 56	
				88	A	Drake	64 85	172	H	Southern Ill.	45 64	211	A	Illinois	52 81	
				93	H	Miami (OH)	56 68	214	H	Fla. Atlantic	58 66	239	N	Montana	57 45	
				99	H	Butler	51 60	250	H	Bradley	65 50	255	H	Illinois St.	52 49	
								289	A	Valparaiso	67 54	296	A	Loyola Chicago	73 65	
								324	A	Ill.-Chicago	46 55	348	A	Evansville	66 57	
								348	H	Evansville	56 48					
LAST 12 Division I GAMES:																
145	H	UNI	46 56	145	A	UNI	53 59									
348	A	Evansville	66 57	88	A	Drake	64 85									
289	A	Valparaiso	67 54	348	H	Evansville	56 48									
296	A	Loyola Chicago	73 65	172	H	Southern Ill.	45 64									
255	H	Illinois St.	52 49	112	H	Missouri St.	63 77									
250	H	Bradley	65 50	99	H	Butler	51 60									

Non-Div I Games: Missouri S&T 84 51

Indiana St.

Average RPI Win:	308	WON-LOST	WINNING	LAST 10	STRENGTH OF	OPP. STRENGTH	TEAM	ADJ.	CONF.	ADJ CONF.
Average RPI Loss:	184	RECORD	PCT. RANK	GAMES	SCHEDULE	OF SCHEDULE	RPI	RPI	RPI	RPI
DIV. I ONLY	11- 11	174	5- 5	345	307	265	265	31	31	
DIV. I NON-CONF.	5- 6	187	1- 0	271	200	208	208	30	30	

TOTALS	RPI 1-25	RPI 26-50	W-L RECORDS	RPI 51-100	RPI 101-999	RPI 201+				
11- 11	0- 1	0- 2	OVERALL	0- 1	11- 7	10- 6				
7- 2	0- 0	0- 0	HOME	0- 0	7- 2	7- 2				
4- 8	0- 0	0- 0	AWAY	0- 0	4- 0	3- 0				
0- 1	0- 1	0- 0	NEUTRAL	0- 0	0- 0	0- 0				
5- 6	0- 1	0- 2	NON-CONFERENCE	0- 1	5- 2	5- 1				
3- 0	0- 0	0- 0	HOME	0- 0	3- 0	3- 0				
2- 5	0- 0	0- 2	AWAY	0- 1	2- 2	2- 1				
0- 1	0- 1	0- 0	NEUTRAL	0- 0	0- 0	0- 0				
6- 5	0- 0	0- 0	CONFERENCE	0- 0	6- 5	5- 5				
4- 2	0- 0	0- 0	HOME	0- 0	4- 2	4- 2				
2- 3	0- 0	0- 0	AWAY	0- 0	2- 3	1- 3				
0- 0	0- 0	0- 0	NEUTRAL	0- 0	0- 0	0- 0				

RPI 1-25				RPI 26-50				RPI 51-100				RPI 101+				Team's RPI: 265
RPI	S	Opponent	Score	RPI	S	Opponent	Score	RPI	S	Opponent	Score	RPI	S	Opponent	Score	
19	N	Iowa	46 90	37	A	Syracuse	68 95	52	A	West Virginia	41 84	116	A	Colorado St.	44 60	
				46	A	Dayton	52 88					199	A	Norfolk St.	55 53	
												217	A	N. C. A&T	60 67	
												230	H	Howard	61 68	
												262	H	Mt. St. Mary's	75 67	
												291	A	Central Conn. St.	61 41	
												300	H	UMES	63 50	
												302	H	FIU	62 51	
												303	A	Coppin St.	53 55	
												318	H	South Carolina St.	65 55	
												330	H	Delaware St.	54 62	
												334	A	Marshall	68 73	
												335	A	N. C. Central	57 60	
												342	H	Florida A&M	61 56	
												343	A	Savannah St.	70 41	
												343	H	Savannah St.	73 67	
												346	H	NJIT	55 43	
												347	A	UMass Lowell	65 59	
LAST 12 Division I GAMES:																
343	A	Savannah St.	70 41	335	A	N. C. Central	57 60									
230	H	Howard	61 68	217	A	N. C. A&T	60 67									
199	A	Norfolk St.	55 53	343	H	Savannah St.	73 67									
318	H	South Carolina St.	65 55	342	H	Florida A&M	61 56									
330	H	Delaware St.	54 62	300	H	UMES	63 50									
303	A	Coppin St.	53 55	347	A	UMass Lowell	65 59									

Non-Div I Games: Cheyney 123 53 Lincoln (PA) 60 41

Morgan St.

U
M
K
C

U
M
K
C

UMKC

Page 266

Average RPI Win:	255	WON-LOST	WINNING	LAST 10	STRENGTH OF	OPP. STRENGTH	TEAM	ADJ.	CONF.	ADJ CONF.
Average RPI Loss:	153	RECORD	PCT. RANK	GAMES	SCHEDULE	OF SCHEDULE	RPI	RPI	RPI	RPI
DIV. I ONLY	6- 15	285	4- 6	253	176	267	267	9	9	
DIV. I NON-CONF.	4- 9	249	2- 2	326	293	305	305	9	9	

TOTALS	RPI 1-25	RPI 26-50	W-L RECORDS	RPI 51-100	RPI 101-999	RPI 201+				
6- 15	0- 0	0- 1	OVERALL	0- 3	6- 11	5- 5				
2- 7	0- 0	0- 0	HOME	0- 0	2- 7	1- 4				
4- 8	0- 0	0- 1	AWAY	0- 3	4- 4	4- 1				
0- 0	0- 0	0- 0	NEUTRAL	0- 0	0- 0	0- 0				
4- 9	0- 0	0- 0	NON-CONFERENCE	0- 1	4- 8	4- 4				
1- 5	0- 0	0- 0	HOME	0- 0	1- 5	1- 3				
3- 4	0- 0	0- 0	AWAY	0- 1	3- 3	3- 1				
0- 0	0- 0	0- 0	NEUTRAL	0- 0	0- 0	0- 0				
2- 6	0- 0	0- 1	CONFERENCE	0- 2	2- 3	1- 1				
1- 2	0- 0	0- 0	HOME	0- 0	1- 2	0- 1				
1- 4	0- 0	0- 1	AWAY	0- 2	1- 1	1- 0				
0- 0	0- 0	0- 0	NEUTRAL	0- 0	0- 0	0- 0				

RPI 1-25				RPI 26-50				RPI 51-100				RPI 101+				Team's RPI: 267
RPI	S	Opponent	Score	RPI	S	Opponent	Score	RPI	S	Opponent	Score	RPI	S	Opponent	Score	
				34	A	Princeton	54 75	55	A	Drexel	39 61	114	A	Dartmouth	40 55	
								78	A	Penn	48 68	119	H	Yale	55 65	
								80	A	Harvard	58 80	132	H	Brown	70 68	
												145	A	Pittsburgh	39 51	
												152	H	Binghamton	58 66	
												163	H	Lehigh	57 62	
												180	A	New Hampshire	45 48	
												208	A	Columbia	57 47	
												208	H	Columbia	54 72	
												213	H	Stony Brook	48 40	
												216	H	Oakland	77 79	
												233	H	Lafayette	58 59	
												234	A	Loyola Maryland	63 78	
												278	H	Colgate	70 74	
												285	A	Canisius	67 59	
												346	A	NJIT	61 46	
												347	A	UMass Lowell	71 53	

LAST 12 Division I GAMES:																
119	H	Yale	55 65	34	A	Princeton	54 75	55	A	Drexel	39 61	114	A	Dartmouth	40 55	
132	H	Brown	70 68	78	A	Penn	48 68	78	A	Penn	48 68	119	H	Yale	55 65	
80	A	Harvard	58 80	346	A	NJIT	61 46	80	A	Harvard	58 80	132	H	Brown	70 68	
114	A	Dartmouth	40 55	347	A	UMass Lowell	71 53	114	A	Dartmouth	40 55	145	A	Pittsburgh	39 51	
208	H	Columbia	54 72	180	A	New Hampshire	45 48	208	H	Columbia	54 72	152	H	Binghamton	58 66	
208	A	Columbia	57 47	55	A	Drexel	39 61	208	A	Columbia	57 47	163	H	Lehigh	57 62	

Non-Div I Games:

Cornell

Average RPI Win:	213	WON-LOST	WINNING	LAST 10	STRENGTH OF	OPP. STRENGTH	TEAM	ADJ.	CONF.	ADJ CONF.
Average RPI Loss:	141	RECORD	PCT. RANK	GAMES	SCHEDULE	OF SCHEDULE	RPI	RPI	RPI	RPI
DIV. I ONLY	4- 18	312	2- 8	93	200	268	268	19	19	
DIV. I NON-CONF.	1- 9	318	0- 0	68	68	243	243	13	13	

TOTALS	RPI 1-25	RPI 26-50	W-L RECORDS	RPI 51-100	RPI 101-999	RPI 201+				
4- 18	0- 0	0- 2	OVERALL	0- 2	4- 14	3- 3				
3- 4	0- 0	0- 0	HOME	0- 0	3- 4	2- 0				
0- 12	0- 0	0- 1	AWAY	0- 2	0- 9	0- 3				
1- 2	0- 0	0- 1	NEUTRAL	0- 0	1- 1	1- 0				
1- 9	0- 0	0- 2	NON-CONFERENCE	0- 2	1- 5	1- 1				
0- 0	0- 0	0- 0	HOME	0- 0	0- 0	0- 0				
0- 7	0- 0	0- 1	AWAY	0- 2	0- 4	0- 1				
1- 2	0- 0	0- 1	NEUTRAL	0- 0	1- 1	1- 0				
3- 9	0- 0	0- 0	CONFERENCE	0- 0	3- 9	2- 2				
3- 4	0- 0	0- 0	HOME	0- 0	3- 4	2- 0				
0- 5	0- 0	0- 0	AWAY	0- 0	0- 5	0- 2				
0- 0	0- 0	0- 0	NEUTRAL	0- 0	0- 0	0- 0				

RPI 1-25				RPI 26-50				RPI 51-100				RPI 101+				Team's RPI: 268
RPI	S	Opponent	Score	RPI	S	Opponent	Score	RPI	S	Opponent	Score	RPI	S	Opponent	Score	
				33	A	Arizona St.	58 106	52	A	West Virginia	47 101	104	A	Kentucky	70 101	
				44	N	Miami (FL)	56 82	56	A	UC Davis	72 79	128	N	Northern Ill.	75 84	
												138	A	Portland St.	73 74	
												138	H	Portland St.	72 81	
												144	H	Idaho St.	71 85	
												147	A	Idaho	66 101	
												147	H	Idaho	79 64	
												150	H	Weber St.	56 78	
												151	A	San Francisco	76 90	
												182	A	Eastern Wash.	76 83	
												182	H	Eastern Wash.	72 83	
												189	A	Nevada	68 95	
												218	A	Morehead St.	71 75	
												232	N	UC Riverside	99 72	
												235	A	Montana St.	50 85	
												235	H	Montana St.	88 77	
												239	A	Montana	59 68	
												239	H	Montana	79 64	
LAST 12 Division I GAMES:																
				239	H	Montana	79 64	150	H	Weber St.	56 78					
				235	H	Montana St.	88 77	235	A	Montana St.	50 85					
				147	A	Idaho	66 101	239	A	Montana	59 68					
				182	A	Eastern Wash.	76 83	182	H	Eastern Wash.	72 83					
				138	H	Portland St.	72 81	147	H	Idaho	79 64					
				144	H	Idaho St.	71 85	138	A	Portland St.	73 74					

Non-Div I Games: Antelope Valley 95 62

Sacramento St.

Average RPI Win:	292	WON-LOST	WINNING	LAST 10	STRENGTH OF	OPP. STRENGTH	TEAM	ADJ.	CONF.	ADJ CONF.
Average RPI Loss:	184	RECORD	PCT. RANK	GAMES	SCHEDULE	OF SCHEDULE	RPI	RPI	RPI	RPI
DIV. I ONLY	10- 14	218	6- 4	311	326	269	269	28	28	
DIV. I NON-CONF.	3- 8	268	0- 0	256	320	278	278	26	26	

TOTALS	RPI 1-25	RPI 26-50	W-L RECORDS	RPI 51-100	RPI 101-999	RPI 201+				
10- 14	0- 0	0- 0	OVERALL	0- 2	10- 12	10- 6				
5- 6	0- 0	0- 0	HOME	0- 0	5- 6	5- 2				
5- 7	0- 0	0- 0	AWAY	0- 2	5- 5	5- 3				
0- 1	0- 0	0- 0	NEUTRAL	0- 0	0- 1	0- 1				
3- 8	0- 0	0- 0	NON-CONFERENCE	0- 1	3- 7	3- 4				
1- 3	0- 0	0- 0	HOME	0- 0	1- 3	1- 1				
2- 4	0- 0	0- 0	AWAY	0- 1	2- 3	2- 2				
0- 1	0- 0	0- 0	NEUTRAL	0- 0	0- 1	0- 1				
7- 6	0- 0	0- 0	CONFERENCE	0- 1	7- 5	7- 2				
4- 3	0- 0	0- 0	HOME	0- 0	4- 3	4- 1				
3- 3	0- 0	0- 0	AWAY	0- 1	3- 2	3- 1				
0- 0	0- 0	0- 0	NEUTRAL	0- 0	0- 0	0- 0				

R
i
d
e
rR
i
d
e
r

RPI 1-25				RPI 26-50				RPI 51-100				RPI 101+ Team's RPI: 269			
RPI	S	Opponent	Score	RPI	S	Opponent	Score	RPI	S	Opponent	Score	RPI	S	Opponent	Score
								64	A	Qui nni pi ac	66 73	106	A	Seton Hall I	49 85
								82	A	Navy	44 63	130	H	Bucknel I	71 76
												152	H	Bi nghamton	54 76
												169	A	Marist	67 68
												169	H	Marist	69 80
												197	H	Si ena	67 71
												209	N	East Carolina	63 66
												233	A	Lafayette	45 60
												237	A	La Salle	76 55
												245	H	Holy Cross	56 83
												246	H	Ni agara	65 58
												248	H	Manhattan	67 51
												258	A	Fairfi eld	61 45
												258	H	Fairfi eld	57 68
												262	A	Mt. St. Mary's	78 82
												274	H	Vermont	64 49
												285	H	Canisius	70 54
												299	A	Monmouth	56 63
												340	A	Iona	62 49
												345	A	Saint Peter's	57 52
												345	H	Saint Peter's	62 52
												346	A	NJIT	79 64
LAST 12 Division I GAMES:															
345	H	Saint Peter's	62 52	246	H	Ni agara	65 58								
299	A	Monmouth	56 63	64	A	Qui nni pi ac	66 73								
248	H	Manhattan	67 51	258	A	Fairfi eld	61 45								
258	H	Fairfi eld	57 68	285	H	Canisius	70 54								
340	A	Iona	62 49	345	A	Saint Peter's	57 52								
169	A	Marist	67 68	197	H	Si ena	67 71								

Non-Div I Games:

Ri der

Average RPI Win:	276	WON-LOST	WINNING	LAST 10	STRENGTH OF	OPP. STRENGTH	TEAM	ADJ.	CONF.	ADJ CONF.
Average RPI Loss:	170	RECORD	PCT. RANK	GAMES	SCHEDULE	OF SCHEDULE	RPI	RPI	RPI	RPI

DIV. I ONLY	8- 15	259	5- 5	277	279	270	270	27	27
DIV. I NON-CONF.	3- 8	268	0- 0	148	180	239	239	28	28

TOTALS	RPI 1-25	RPI 26-50	W-L RECORDS	RPI 51-100	RPI 101-999	RPI 201+			
8- 15	0- 2	0- 0	OVERALL	0- 4	8- 9	7- 6			
5- 5	0- 0	0- 0	HOME	0- 1	5- 4	4- 4			
3- 10	0- 0	0- 0	AWAY	0- 1	3- 1	3- 0			
0- 0	0- 0	0- 0	NEUTRAL	0- 0	0- 0	0- 0			
3- 8	0- 2	0- 0	NON-CONFERENCE	0- 2	3- 4	2- 3			
2- 2	0- 0	0- 0	HOME	0- 0	2- 2	1- 2			
1- 6	0- 2	0- 0	AWAY	0- 2	1- 2	1- 1			
0- 0	0- 0	0- 0	NEUTRAL	0- 0	0- 0	0- 0			
5- 7	0- 0	0- 0	CONFERENCE	0- 2	5- 5	5- 3			
3- 3	0- 0	0- 0	HOME	0- 1	3- 2	3- 2			
2- 4	0- 0	0- 0	AWAY	0- 1	2- 3	2- 1			
0- 0	0- 0	0- 0	NEUTRAL	0- 0	0- 0	0- 0			

RPI 1-25				RPI 26-50				RPI 51-100				RPI 101+ Team's RPI: 270			
RPI	S	Opponent	Score	RPI	S	Opponent	Score	RPI	S	Opponent	Score	RPI	S	Opponent	Score
11	A	UCLA	40 76					72	A	Belmont	48 90	102	A	North Carolina	56 91
14	A	Duke	45 79					87	A	Liberty	55 63	155	A	Radford	55 93
								87	H	Liberty	64 76	156	A	High Point	55 81
								98	A	Chattanooga	51 71	188	H	Furman	76 75
												220	H	Gardner-Webb	72 69
												221	H	UNCG	57 64
												247	A	UNC Asheville	76 74
												249	H	Campbell	65 59
												252	A	San Diego St.	50 77
												287	H	Kennesaw St.	51 60
												290	A	USC Upstate	83 69
												306	H	Charleston So.	61 64
												335	H	N.C. Central	69 60
												341	A	Winthrop	64 58
												341	H	Winthrop	78 45
												349	A	Longwood	56 66
												349	H	Longwood	60 75

LAST 12 Division I GAMES:															
349	H	Longwood	60 75	155	A	Radford	55 93								
341	A	Winthrop	64 58	220	H	Gardner-Webb	72 69								
87	A	Liberty	55 63	249	H	Campbell	65 59								
306	H	Charleston So.	61 64	156	A	High Point	55 81								
247	A	UNC Asheville	76 74	349	A	Longwood	56 66								
341	H	Winthrop	78 45	87	H	Liberty	64 76								

Non-Div I Games:

Presbyterian

Average RPI Win:	276	WON-LOST	WINNING	LAST 10	STRENGTH OF	OPP. STRENGTH	TEAM	ADJ.	CONF.	ADJ CONF.
Average RPI Loss:	202	RECORD	PCT. RANK	GAMES	SCHEDULE	OF SCHEDULE	RPI	RPI	RPI	RPI
DIV. I ONLY	6- 14	275	6- 4	198	348	271	271	32	32	
DIV. I NON-CONF.	0- 9	337	0- 1	49	303	290	290	32	32	

TOTALS	RPI 1-25	RPI 26-50	W-L RECORDS	RPI 51-100	RPI 101-999	RPI 201+				
6- 14	0- 1	0- 0	OVERALL	0- 1	6- 12	5- 8				
4- 3	0- 0	0- 0	HOME	0- 1	4- 2	3- 2				
2- 10	0- 1	0- 0	AWAY	0- 0	2- 9	2- 5				
0- 1	0- 0	0- 0	NEUTRAL	0- 0	0- 1	0- 1				
0- 9	0- 1	0- 0	NON-CONFERENCE	0- 1	0- 7	0- 3				
0- 1	0- 0	0- 0	HOME	0- 1	0- 0	0- 0				
0- 7	0- 1	0- 0	AWAY	0- 0	0- 6	0- 2				
0- 1	0- 0	0- 0	NEUTRAL	0- 0	0- 1	0- 1				
6- 5	0- 0	0- 0	CONFERENCE	0- 0	6- 5	5- 5				
4- 2	0- 0	0- 0	HOME	0- 0	4- 2	3- 2				
2- 3	0- 0	0- 0	AWAY	0- 0	2- 3	2- 3				
0- 0	0- 0	0- 0	NEUTRAL	0- 0	0- 0	0- 0				

RPI 1-25				RPI 26-50				RPI 51-100				RPI 101+ Team's RPI: 271			
RPI	S	Opponent	Score	RPI	S	Opponent	Score	RPI	S	Opponent	Score	RPI	S	Opponent	Score
17	A	Texas A&M	70 98					96	H	Rice	68 88	116	A	Colorado St.	59 71
												129	A	Bethune-Cookman	52 77
												140	A	Cl emson	58 64
												153	A	Texas St.	57 84
												177	H	Southern U.	69 62
												228	A	Texas Tech	60 89
												231	A	Grambl ing	79 81
												231	H	Grambl ing	68 75
												244	A	Texas Southern	61 56
												244	H	Texas Southern	65 48
												256	N	A&M-Corpus Christi	62 72
												301	H	Al corn	72 73
												305	A	Al abama St.	68 70
												309	A	Jackson St.	61 70
												317	A	Al abama A&M	55 48
												321	A	UTRGV	62 78
												336	H	Ark. -Pi ne Bl uff	64 52
												338	H	Mi ssi ssi ppi Val .	78 73
LAST 12 Division I GAMES:															
231	H	Grambl ing	68 75	309	A	Jackson St.	61 70								
244	H	Texas Southern	65 48	231	A	Grambl ing	79 81								
317	A	Al abama A&M	55 48	244	A	Texas Southern	61 56								
305	A	Al abama St.	68 70	177	H	Southern U.	69 62								
338	H	Mi ssi ssi ppi Val .	78 73	301	H	Al corn	72 73								
336	H	Ark. -Pi ne Bl uff	64 52	96	H	Rice	68 88								

Non-Div I Games: Texas-Tyler 99 56 Arlington Baptist 116 73

Prairie View

Average RPI Win:	293	WON-LOST	WINNING	LAST 10	STRENGTH OF	OPP. STRENGTH	TEAM	ADJ.	CONF.	ADJ CONF.
Average RPI Loss:	153	RECORD	PCT. RANK	GAMES	SCHEDULE	OF SCHEDULE	RPI	RPI	RPI	RPI
DIV. I ONLY	6- 18	293	4- 6	192	244	272	272	23	23	
DIV. I NON-CONF.	2- 9	295	0- 0	166	207	262	262	23	23	

TOTALS	RPI 1-25	RPI 26-50	W-L RECORDS	RPI 51-100	RPI 101-999	RPI 201+				
6- 18	0- 0	0- 0	OVERALL	0- 2	6- 16	5- 3				
3- 7	0- 0	0- 0	HOME	0- 2	3- 5	2- 0				
3- 11	0- 0	0- 0	AWAY	0- 0	3- 6	3- 2				
0- 0	0- 0	0- 0	NEUTRAL	0- 0	0- 0	0- 0				
2- 9	0- 0	0- 0	NON-CONFERENCE	0- 2	2- 7	2- 2				
0- 4	0- 0	0- 0	HOME	0- 2	0- 2	0- 0				
2- 5	0- 0	0- 0	AWAY	0- 0	2- 5	2- 2				
0- 0	0- 0	0- 0	NEUTRAL	0- 0	0- 0	0- 0				
4- 9	0- 0	0- 0	CONFERENCE	0- 0	4- 9	3- 1				
3- 3	0- 0	0- 0	HOME	0- 0	3- 3	2- 0				
1- 6	0- 0	0- 0	AWAY	0- 0	1- 6	1- 1				
0- 0	0- 0	0- 0	NEUTRAL	0- 0	0- 0	0- 0				

RPI 1-25				RPI 26-50				RPI 51-100				RPI 101+ Team's RPI: 272			
RPI	S	Opponent	Score	RPI	S	Opponent	Score	RPI	S	Opponent	Score	RPI	S	Opponent	Score
								66	H	Georgia Tech	41 75	101	A	Wake Forest	49 78
								81	H	UAB	59 70	102	A	North Carolina	43 56
												115	H	Little Rock	40 52
												124	A	South Ala.	52 54
												126	H	ETSU	57 70
												153	A	Texas St.	50 92
												153	H	Texas St.	54 69
												155	A	Radford	40 61
												159	H	Dav idson	57 59
												160	A	Loui si ana	45 61
												168	A	Troy	74 81
												178	A	UT Arlington	48 49
												178	H	UT Arlington	60 64
												187	H	Arkansas St.	68 66
												217	A	N. C. A&T	56 81
												247	A	UNC Asheville	60 69
												257	A	Col. of Charleston	76 70
												275	A	Coastal Caro.	68 73
												319	H	Georgia St.	77 62
												325	H	Ga. Southern	87 56
												334	A	Marshall	56 54
												337	A	La. -Monroe	71 67

LAST 12 Division I GAMES:															
275	A	Coastal Caro.	68 73	168	A	Troy	74 81								
153	A	Texas St.	50 92	325	H	Ga. Southern	87 56								
178	A	UT Arlington	48 49	319	H	Georgia St.	77 62								
187	H	Arkansas St.	68 66	337	A	La. -Monroe	71 67								
115	H	Little Rock	40 52	160	A	Loui si ana	45 61								
124	A	South Ala.	52 54	178	H	UT Arlington	60 64								

Non-Div I Games:

Appalachian St.

Average RPI Win:	290	WON-LOST	WINNING	LAST 10	STRENGTH OF	OPP. STRENGTH	TEAM	ADJ.	CONF.	ADJ CONF.
Average RPI Loss:	185	RECORD	PCT. RANK	GAMES	SCHEDULE	OF SCHEDULE	RPI	RPI	RPI	RPI
DIV. I ONLY	9- 14	237	4- 6	295	327	273	273	29	29	
DIV. I NON-CONF.	4- 7	226	0- 0	267	298	265	265	29	29	

TOTALS	RPI 1-25	RPI 26-50	W-L RECORDS	RPI 51-100	RPI 101-999	RPI 201+				
9- 14	0- 0	0- 1	OVERALL	0- 1	9- 12	8- 6				
5- 6	0- 0	0- 1	HOME	0- 1	5- 4	4- 3				
4- 8	0- 0	0- 0	AWAY	0- 0	4- 0	4- 0				
0- 0	0- 0	0- 0	NEUTRAL	0- 0	0- 0	0- 0				
4- 7	0- 0	0- 1	NON-CONFERENCE	0- 1	4- 5	3- 2				
2- 3	0- 0	0- 1	HOME	0- 1	2- 1	1- 1				
2- 4	0- 0	0- 0	AWAY	0- 0	2- 4	2- 1				
0- 0	0- 0	0- 0	NEUTRAL	0- 0	0- 0	0- 0				
5- 7	0- 0	0- 0	CONFERENCE	0- 0	5- 7	5- 4				
3- 3	0- 0	0- 0	HOME	0- 0	3- 3	3- 2				
2- 4	0- 0	0- 0	AWAY	0- 0	2- 4	2- 2				
0- 0	0- 0	0- 0	NEUTRAL	0- 0	0- 0	0- 0				

RPI	S	Opponent	Score	RPI	S	Opponent	Score	RPI	S	Opponent	Score	RPI	S	Opponent	Score	Team's RPI: 273
35	H	Michigan	49 86	82	H	Navy	47 79	108	A	George Mason	70 73	119	A	Yale	51 62	
								123	A	Saint Francis (PA)	71 101	136	A	Robert Morris	53 60	
								136	H	Robert Morris	44 55	163	H	Lehigh	72 69	
								179	A	Army West Point	37 71	233	A	Lafayette	53 69	
								248	H	Manhattan	38 72	262	A	Mt. St. Mary's	61 59	
								262	H	Mt. St. Mary's	53 48	277	H	Fairleigh Dickinson	49 61	
								280	H	St. Francis Brooklyn	61 59	288	H	Sacred Heart	46 50	
								291	A	Central Conn. St.	61 54	293	A	Bryant	56 75	
								328	A	UMBC	66 52	329	A	Wagner	44 52	
								329	H	Wagner	74 69	345	H	Saint Peter's	57 46	
								346	A	NJIT	67 49					
LAST 12 Division I GAMES:																
136	H	Robert Morris	44 55	293	A	Bryant	56 75									
329	A	Wagner	44 52	262	H	Mt. St. Mary's	53 48									
262	A	Mt. St. Mary's	61 59	329	H	Wagner	74 69									
277	H	Fairleigh Dickinson	49 61	123	A	Saint Francis (PA)	71 101									
288	H	Sacred Heart	46 50	136	A	Robert Morris	53 60									
291	A	Central Conn. St.	61 54	280	H	St. Francis Brooklyn	61 59									

Non-Div I Games:

LIU Brooklyn

Average RPI Win:	231	WON-LOST	WINNING	LAST 10	STRENGTH OF	OPP. STRENGTH	TEAM	ADJ.	CONF.	ADJ CONF.
Average RPI Loss:	167	RECORD	PCT. RANK	GAMES	SCHEDULE	OF SCHEDULE	RPI	RPI	RPI	RPI

DIV. I ONLY	7- 16	271	4- 6	200	212	274	274	20	20
DIV. I NON-CONF.	2- 10	300	0- 1	246	154	330	330	24	24

TOTALS	RPI 1-25	RPI 26-50	W-L RECORDS	RPI 51-100	RPI 101-999	RPI 201+			
7- 16	0- 0	0- 1	OVERALL	1- 4	6- 11	4- 6			
5- 8	0- 0	0- 0	HOME	1- 2	4- 6	3- 2			
2- 8	0- 0	0- 0	AWAY	0- 0	2- 0	1- 0			
0- 0	0- 0	0- 0	NEUTRAL	0- 0	0- 0	0- 0			
2- 10	0- 0	0- 1	NON-CONFERENCE	0- 2	2- 7	2- 4			
2- 5	0- 0	0- 0	HOME	0- 2	2- 3	2- 1			
0- 5	0- 0	0- 1	AWAY	0- 0	0- 4	0- 3			
0- 0	0- 0	0- 0	NEUTRAL	0- 0	0- 0	0- 0			
5- 6	0- 0	0- 0	CONFERENCE	1- 2	4- 4	2- 2			
3- 3	0- 0	0- 0	HOME	1- 0	2- 3	1- 1			
2- 3	0- 0	0- 0	AWAY	0- 2	2- 1	1- 1			
0- 0	0- 0	0- 0	NEUTRAL	0- 0	0- 0	0- 0			

RPI 1-25	RPI 26-50	RPI 51-100	RPI 101+	Team's RPI: 274
RPI S Opponent Score	RPI S Opponent Score	RPI S Opponent Score	RPI S Opponent Score	
	44 A Miami (FL) 49 73	59 H American 62 64	114 A Dartmouth 56 66	
		70 A Maine 55 64	137 H Northeastern 66 71	
		77 H James Madison 56 68	152 H Binghamton 48 62	
		83 A Albany (NY) 55 67	161 H Hartford 53 47	
		83 H Albany (NY) 62 57	180 A New Hampshire 58 53	
			180 H New Hampshire 49 52	
			198 H Boston U. 41 57	
			208 H Columbia 66 73	
			213 A Stony Brook 57 80	
			230 H Howard 88 65	
			245 A Holy Cross 53 64	
			269 A Rider 49 64	
			291 H Central Conn. St. 62 48	
			302 A FIU 70 80	
			328 A UMBC 72 58	
			328 H UMBC 51 52	
			347 H UMass Lowell 63 55	
LAST 12 Division I GAMES:				
	83 H Albany (NY) 62 57	180 H New Hampshire 49 52		
	180 A New Hampshire 58 53	70 A Maine 55 64		
	328 H UMBC 51 52	213 A Stony Brook 57 80		
	152 H Binghamton 48 62	328 A UMBC 72 58		
	83 A Albany (NY) 55 67	347 H UMass Lowell 63 55		
	161 H Hartford 53 47	302 A FIU 70 80		

Non-Div I Games: Norwich 75 31

Vermont

Average RPI Win:	265	WON-LOST	WINNING	LAST 10	STRENGTH OF	OPP. STRENGTH	TEAM	ADJ.	CONF.	ADJ CONF.
Average RPI Loss:	171	RECORD	PCT. RANK	GAMES	SCHEDULE	OF SCHEDULE	RPI	RPI	RPI	RPI
DIV. I ONLY	10- 12	206	4- 6	296	256	275	275	23	23	
DIV. I NON-CONF.	4- 5	202	0- 0	331	252	331	331	23	23	

TOTALS	RPI 1-25	RPI 26-50	W-L RECORDS	RPI 51-100	RPI 101-999	RPI 201+				
10- 12	0- 0	0- 1	OVERALL	0- 1	10- 10	7- 4				
9- 4	0- 0	0- 0	HOME	0- 0	9- 4	7- 2				
1- 5	0- 0	0- 0	AWAY	0- 0	1- 5	0- 1				
0- 3	0- 0	0- 1	NEUTRAL	0- 1	0- 1	0- 1				
4- 5	0- 0	0- 1	NON-CONFERENCE	0- 1	4- 3	4- 3				
4- 2	0- 0	0- 0	HOME	0- 0	4- 2	4- 2				
0- 0	0- 0	0- 0	AWAY	0- 0	0- 0	0- 0				
0- 3	0- 0	0- 1	NEUTRAL	0- 1	0- 1	0- 1				
6- 7	0- 0	0- 0	CONFERENCE	0- 0	6- 7	3- 1				
5- 2	0- 0	0- 0	HOME	0- 0	5- 2	3- 0				
1- 5	0- 0	0- 0	AWAY	0- 0	1- 5	0- 1				
0- 0	0- 0	0- 0	NEUTRAL	0- 0	0- 0	0- 0				

RPI 1-25				RPI 26-50				RPI 51-100				RPI 101+				Team's RPI: 275
RPI	S	Opponent	Score	RPI	S	Opponent	Score	RPI	S	Opponent	Score	RPI	S	Opponent	Score	
				37	N	Syracuse	57 69	58	N	Nebraska	47 55	115	H	Little Rock	49 51	
												124	A	South Ala.	62 68	
												153	A	Texas St.	69 78	
												153	H	Texas St.	65 64	
												160	A	Louisiana	55 59	
												168	A	Troy	97 92	
												178	A	UT Arlington	63 65	
												178	H	UT Arlington	89 76	
												187	H	Arkansas St.	63 70	
												221	H	UNCG	54 60	
												222	N	North Texas	34 50	
												257	H	Col. of Charleston	70 72	
												272	H	Appalachian St.	73 68	
												282	H	UNCW	57 41	
												304	H	Wofford	67 51	
												315	H	Fort Wayne	67 58	
												319	H	Georgia St.	64 49	
												325	H	Ga. Southern	54 51	
												335	H	N.C. Central	68 65	
												337	A	La.-Monroe	56 62	

LAST 12 Division I GAMES:																
				272	H	Appalachian St.	73 68	124	A	South Ala.	62 68					
				178	A	UT Arlington	63 65	319	H	Georgia St.	64 49					
				153	A	Texas St.	69 78	325	H	Ga. Southern	54 51					
				115	H	Little Rock	49 51	160	A	Louisiana	55 59					
				187	H	Arkansas St.	63 70	337	A	La.-Monroe	56 62					
				168	A	Troy	97 92	153	H	Texas St.	65 64					

Non-Div I Games: Lees-McRae 73 47 Allen 93 49

Coastal Caro.

■ Loss,
 ■ Non-Conf,
 ■ S Site,
 ■ Home
 ■ Away
 N Neutral

Average RPI Win:	253	WON-LOST	WINNING	LAST 10	STRENGTH OF	OPP. STRENGTH	TEAM	ADJ.	CONF.	ADJ CONF.
Average RPI Loss:	154	RECORD	PCT. RANK	GAMES	SCHEDULE	OF SCHEDULE	RPI	RPI	RPI	RPI

DIV. I ONLY	6- 18	293	2- 8	219	143	276	276	13	13
DIV. I NON-CONF.	3- 7	254	0- 0	318	172	297	297	11	11

TOTALS	RPI 1-25	RPI 26-50	W-L RECORDS	RPI 51-100	RPI 101-999	RPI 201+			
6- 18	0- 0	0- 4	OVERALL	0- 1	6- 13	6- 5			
3- 8	0- 0	0- 3	HOME	0- 0	3- 5	3- 2			
3- 10	0- 0	0- 0	AWAY	0- 0	3- 0	3- 0			
0- 0	0- 0	0- 0	NEUTRAL	0- 0	0- 0	0- 0			
3- 7	0- 0	0- 2	NON-CONFERENCE	0- 0	3- 5	3- 3			
1- 4	0- 0	0- 2	HOME	0- 0	1- 2	1- 2			
2- 3	0- 0	0- 0	AWAY	0- 0	2- 3	2- 1			
0- 0	0- 0	0- 0	NEUTRAL	0- 0	0- 0	0- 0			
3- 11	0- 0	0- 2	CONFERENCE	0- 1	3- 8	3- 2			
2- 4	0- 0	0- 1	HOME	0- 0	2- 3	2- 0			
1- 7	0- 0	0- 1	AWAY	0- 1	1- 5	1- 2			
0- 0	0- 0	0- 0	NEUTRAL	0- 0	0- 0	0- 0			

RPI 1-25				RPI 26-50				RPI 51-100				RPI 101+				Team's RPI: 276	
RPI	S	Opponent	Score	RPI	S	Opponent	Score	RPI	S	Opponent	Score	RPI	S	Opponent	Score		
36	H	Cal i forn i a	41 79	48	H	Southern Cal i forn i a	43 64	75	A	Saint Mary' s (CA)	46 59	125	A	BYU	47 65		
50	A	Gonzaga	44 71	50	H	Gonzaga	51 63					149	H	Loyol a Marymount	51 65		
												151	A	San Franci sco	47 64		
												151	H	San Franci sco	54 58		
												173	A	Paci fi c	37 55		
												185	A	Northwestern	47 57		
												189	A	Nevada	41 52		
												204	H	UC Santa Barbara	68 63		
												205	A	San Di ego	40 51		
												205	H	San Di ego	59 50		
												227	A	Pepperdi ne	55 56		
												227	H	Pepperdi ne	54 50		
												252	A	San Di ego St.	48 34		
												254	H	San Jose St.	66 71		
												263	A	Grand Canyon	38 39		
												308	A	Portl and	50 43		
												313	H	Cal St. Fullerton	69 73		
												324	A	Ill. -Chi cago	45 36		
LAST 12 Di vi si on I GAMES:																	
205	A	San Di ego	40 51	50	A	Gonzaga	44 71	125	H	BYU	34 55	151	H	San Franci sco	54 58		
151	A	San Franci sco	47 64	125	A	BYU	47 65	75	A	Saint Mary' s (CA)	46 59	308	A	Portl and	50 43		
173	A	Paci fi c	37 55	227	H	Pepperdi ne	54 50	149	H	Loyol a Marymount	51 65						
205	H	San Di ego	59 50														

Non-Div I Games: Menlo 104 61

Santa Clara

Average RPI Win: 300	WON-LOST RECORD	WINNING PCT. RANK	LAST 10 GAMES	STRENGTH OF SCHEDULE	OPP. STRENGTH OF SCHEDULE	TEAM RPI	ADJ. RPI	CONF. RPI	ADJ CONF. RPI
Average RPI Loss: 203									
DIV. I ONLY	13- 9	121	6- 4	348	316	277	277	29	29
DIV. I NON-CONF.	7- 3	74	0- 0	347	326	253	253	29	29

TOTALS	RPI 1-25	RPI 26-50	W-L RECORDS	RPI 51-100	RPI 101-999	RPI 201+			
13- 9	0- 1	0- 0	OVERALL	0- 0	13- 8	12- 6			
7- 5	0- 0	0- 0	HOME	0- 0	7- 5	6- 3			
6- 4	0- 1	0- 0	AWAY	0- 0	6- 3	6- 3			
0- 0	0- 0	0- 0	NEUTRAL	0- 0	0- 0	0- 0			
7- 3	0- 1	0- 0	NON-CONFERENCE	0- 0	7- 2	6- 2			
5- 1	0- 0	0- 0	HOME	0- 0	5- 1	4- 1			
2- 2	0- 1	0- 0	AWAY	0- 0	2- 1	2- 1			
0- 0	0- 0	0- 0	NEUTRAL	0- 0	0- 0	0- 0			
6- 6	0- 0	0- 0	CONFERENCE	0- 0	6- 6	6- 4			
2- 4	0- 0	0- 0	HOME	0- 0	2- 4	2- 2			
4- 2	0- 0	0- 0	AWAY	0- 0	4- 2	4- 2			
0- 0	0- 0	0- 0	NEUTRAL	0- 0	0- 0	0- 0			

RPI	S	Opponent	Score	RPI	S	Opponent	Score	RPI	S	Opponent	Score	RPI	S	Opponent	Score	RPI	S	Opponent	Score	Team's RPI: 277
20	A	Rutgers	35	101								123	H	Saint Francis (PA)	56	80				
												136	H	Robert Morris	68	77				
												179	H	Army West Point	58	56				
												213	H	Stony Brook	51	56				
												230	A	Howard	65	68				
												262	A	Mt. St. Mary's	52	55				
												262	H	Mt. St. Mary's	53	55				
												273	A	LIU Brooklyn	61	49				
												278	H	Colgate	61	51				
												280	A	St. Francis Brooklyn	70	62				
												288	H	Sacred Heart	69	59				
												291	A	Central Conn. St.	56	76				
												291	H	Central Conn. St.	78	49				
												293	A	Bryant	77	69				
												293	H	Bryant	48	65				
												299	H	Monmouth	78	61				
												329	A	Wagner	74	64				
												345	H	Saint Peter's	69	59				
												346	A	NJIT	74	70				
												347	H	UMass Lowell	60	51				
												349	A	Longwood	72	52				
LAST 12 Division I GAMES:																				
262	H	Mt. St. Mary's	53	55	291	H	Central Conn. St.	78	49											
291	A	Central Conn. St.	56	76	293	H	Bryant	48	65											
293	A	Bryant	77	69	262	A	Mt. St. Mary's	52	55											
273	A	LIU Brooklyn	61	49	329	A	Wagner	74	64											
280	A	St. Francis Brooklyn	70	62	123	H	Saint Francis (PA)	56	80											
288	H	Sacred Heart	69	59	136	H	Robert Morris	68	77											

Non-Div I Games: Rutgers-Newark 76 40

Fairleigh Dickinson

Loss,
Non-Conf,
S Site,
H Home
A Away
N Neutral

C
o
l
g
a
t
e

Colgate		Through Games Of Feb. 10, 2018									
Average RPI	Win: 290	WON-LOST	WINNING	LAST 10	STRENGTH OF	OPP. STRENGTH	TEAM	ADJ.	CONF.	ADJ CONF.	
Average RPI	Loss: 152	RECORD	PCT. RANK	GAMES	SCHEDULE	OF SCHEDULE	RPI	RPI	RPI	RPI	
DIV. I ONLY	4- 20	323	0- 10	125	261	278	278	15	15		
DIV. I NON-CONF.	4- 7	226	0- 0	245	321	241	241	18	18		

TOTALS	RPI 1-25	RPI 26-50	W-L RECORDS	RPI 51-100	RPI 101-999	RPI 201+					
4- 20	0- 0	0- 2	OVERALL	0- 4	4- 14	4- 5					
1- 10	0- 0	0- 0	HOME	0- 2	1- 8	1- 1					
3- 10	0- 0	0- 2	AWAY	0- 2	3- 6	3- 1					
0- 0	0- 0	0- 0	NEUTRAL	0- 0	0- 0	0- 0					
4- 7	0- 0	0- 2	NON-CONFERENCE	0- 0	4- 5	4- 2					
1- 3	0- 0	0- 0	HOME	0- 0	1- 3	1- 1					
3- 4	0- 0	0- 2	AWAY	0- 0	3- 2	3- 1					
0- 0	0- 0	0- 0	NEUTRAL	0- 0	0- 0	0- 0					
0- 13	0- 0	0- 0	CONFERENCE	0- 4	0- 9	0- 3					
0- 7	0- 0	0- 0	HOME	0- 2	0- 5	0- 1					
0- 6	0- 0	0- 0	AWAY	0- 2	0- 4	0- 2					
0- 0	0- 0	0- 0	NEUTRAL	0- 0	0- 0	0- 0					

RPI 1-25				RPI 26-50				RPI 51-100				RPI 101+ Team's RPI: 278			
RPI	S	Opponent	Score	RPI	S	Opponent	Score	RPI	S	Opponent	Score	RPI	S	Opponent	Score
				33	A	Arizona St.	54 65	59	A	American	44 67	119	A	Yale	56 82
				37	A	Syracuse	39 79	59	H	American	55 77	130	A	Bucknell I	57 77
								82	A	Navy	54 70	130	H	Bucknell I	42 63
								82	H	Navy	42 69	132	H	Brown	73 83
												163	H	Lehigh	51 59
												179	H	Army West Point	54 62
												197	H	Siena	70 73
												198	A	Boston U.	64 66
												198	H	Boston U.	49 62
												233	A	Lafayette	48 63
												234	A	Loyola Maryland	55 70
												245	H	Holy Cross	64 71
												246	H	Niagara	44 81
												259	A	Towson	65 61
												267	A	Cornell I	74 70
												277	A	Fairleigh Dickinson	51 61
												285	A	Canisius	70 63
												347	H	UMass Lowell	84 64

LAST 12 Division I GAMES:															
				130	H	Bucknell I	42 63	163	H	Lehigh	51 59				
				198	A	Boston U.	64 66	130	A	Bucknell I	57 77				
				82	H	Navy	42 69	198	H	Boston U.	49 62				
				59	A	American	44 67	82	A	Navy	54 70				
				179	H	Army West Point	54 62	233	A	Lafayette	48 63				
				234	A	Loyola Maryland	55 70	59	H	American	55 77				

Non-Div I Games:

Colgate

C
o
l
g
a
t
e

Average RPI Win:	281	WON-LOST	WINNING	LAST 10	STRENGTH OF	OPP. STRENGTH	TEAM	ADJ.	CONF.	ADJ CONF.
Average RPI Loss:	202	RECORD	PCT. RANK	GAMES	SCHEDULE	OF SCHEDULE	RPI	RPI	RPI	RPI
DIV. I ONLY	9- 14	237	5- 5	324	303	280	280	29	29	
DIV. I NON-CONF.	4- 7	226	0- 0	301	277	281	281	29	29	

TOTALS	RPI 1-25	RPI 26-50	W-L RECORDS	RPI 51-100	RPI 101-999	RPI 201+				
9- 14	0- 0	0- 0	OVERALL	0- 1	9- 13	8- 8				
6- 3	0- 0	0- 0	HOME	0- 0	6- 3	5- 2				
3- 10	0- 0	0- 0	AWAY	0- 1	3- 9	3- 6				
0- 1	0- 0	0- 0	NEUTRAL	0- 0	0- 1	0- 0				
4- 7	0- 0	0- 0	NON-CONFERENCE	0- 1	4- 6	3- 4				
3- 1	0- 0	0- 0	HOME	0- 0	3- 1	2- 1				
1- 5	0- 0	0- 0	AWAY	0- 1	1- 4	1- 3				
0- 1	0- 0	0- 0	NEUTRAL	0- 0	0- 1	0- 0				
5- 7	0- 0	0- 0	CONFERENCE	0- 0	5- 7	5- 4				
3- 2	0- 0	0- 0	HOME	0- 0	3- 2	3- 1				
2- 5	0- 0	0- 0	AWAY	0- 0	2- 5	2- 3				
0- 0	0- 0	0- 0	NEUTRAL	0- 0	0- 0	0- 0				

RPI 1-25				RPI 26-50				RPI 51-100				RPI 101+				Team's RPI: 280
RPI	S	Opponent	Score	RPI	S	Opponent	Score	RPI	S	Opponent	Score	RPI	S	Opponent	Score	
								61	A	St. John's (NY)	49 73	106	A	Seton Hall	50 84	
												123	A	Saint Francis (PA)	75 90	
												123	H	Saint Francis (PA)	71 94	
												136	A	Robert Morris	36 59	
												179	H	Army West Point	73 52	
												199	N	Norfolk St.	51 52	
												214	A	Fla. Atlantic	60 80	
												218	H	Morehead St.	59 73	
												230	A	Howard	69 72	
												234	H	Loyola Maryland	64 47	
												248	A	Manhattan	54 57	
												262	A	Mt. St. Mary's	75 56	
												262	H	Mt. St. Mary's	82 73	
												273	A	LIU Brooklyn	59 61	
												277	H	Fairleigh Dickinson	62 70	
												288	H	Sacred Heart	63 48	
												291	A	Central Conn. St.	78 70	
												293	A	Bryant	63 73	
												329	A	Wagner	47 50	
												329	H	Wagner	80 76	
												340	H	Iona	72 63	
												345	A	Saint Peter's	64 49	
LAST 12 Division I GAMES:																
123	H	Saint Francis (PA)	71 94	291	A	Central Conn. St.	78 70									
262	A	Mt. St. Mary's	75 56	329	H	Wagner	80 76									
329	A	Wagner	47 50	262	H	Mt. St. Mary's	82 73									
288	H	Sacred Heart	63 48	136	A	Robert Morris	36 59									
277	H	Fairleigh Dickinson	62 70	123	A	Saint Francis (PA)	75 90									
293	A	Bryant	63 73	273	A	LIU Brooklyn	59 61									

Non-Div I Games:

St. Francis Brooklyn

Average RPI Win:	315	WON-LOST	WINNING	LAST 10	STRENGTH OF	OPP. STRENGTH	TEAM	ADJ.	CONF.	ADJ CONF.
Average RPI Loss:	143	RECORD	PCT. RANK	GAMES	SCHEDULE	OF SCHEDULE	RPI	RPI	RPI	RPI
DIV. I ONLY	5- 17	303	1- 9	161	249	281	281	14	14	
DIV. I NON-CONF.	4- 7	226	0- 0	287	314	277	277	17	17	

TOTALS	RPI 1-25	RPI 26-50	W-L RECORDS	RPI 51-100	RPI 101-999	RPI 201+				
5- 17	0- 0	0- 2	OVERALL	0- 3	5- 12	5- 2				
3- 6	0- 0	0- 1	HOME	0- 1	3- 4	3- 1				
1- 10	0- 0	0- 1	AWAY	0- 2	1- 7	1- 1				
1- 1	0- 0	0- 0	NEUTRAL	0- 0	1- 1	1- 0				
4- 7	0- 0	0- 0	NON-CONFERENCE	0- 1	4- 6	4- 1				
2- 2	0- 0	0- 0	HOME	0- 0	2- 2	2- 1				
1- 4	0- 0	0- 0	AWAY	0- 1	1- 3	1- 0				
1- 1	0- 0	0- 0	NEUTRAL	0- 0	1- 1	1- 0				
1- 10	0- 0	0- 2	CONFERENCE	0- 2	1- 6	1- 1				
1- 4	0- 0	0- 1	HOME	0- 1	1- 2	1- 0				
0- 6	0- 0	0- 1	AWAY	0- 1	0- 4	0- 1				
0- 0	0- 0	0- 0	NEUTRAL	0- 0	0- 0	0- 0				

RPI 1-25				RPI 26-50				RPI 51-100				RPI 101+ Team's RPI: 281			
RPI	S	Opponent	Score	RPI	S	Opponent	Score	RPI	S	Opponent	Score	RPI	S	Opponent	Score
				39	A	South Dakota St.	63 83	74	A	South Dakota	54 80	107	A	Western Ill.	72 97
				39	H	South Dakota St.	64 85	74	H	South Dakota	67 82	111	A	Milwaukee	38 74
								82	A	Navy	54 67	131	N	Central Ark.	45 68
												141	A	Colorado	59 108
												154	H	Cal Poly	69 73
												170	A	North Dakota	68 79
												181	A	Denver	79 98
												181	H	Denver	73 78
												196	A	Oral Roberts	48 71
												196	H	Oral Roberts	57 64
												229	A	Omaha	67 80
												286	H	Massachusetts	82 70
												302	A	FIU	71 68
												315	H	Fort Wayne	72 56
												321	H	UTRGV	79 82
												328	N	UMBC	67 53
												346	H	NJIT	105 58

LAST 12 Division I GAMES:															
				181	H	Denver	73 78	315	H	Fort Wayne	72 56				
				196	H	Oral Roberts	57 64	181	A	Denver	79 98				
				74	A	South Dakota	54 80	196	A	Oral Roberts	48 71				
				39	H	South Dakota St.	64 85	39	A	South Dakota St.	63 83				
				107	A	Western Ill.	72 97	74	H	South Dakota	67 82				
				229	A	Omaha	67 80	131	N	Central Ark.	45 68				

Non-Div I Games: Valley City St. 67 58 Mayville St. 87 43 Dakota St. 97 42

North Dakota St.

Average RPI Win:	282	WON-LOST	WINNING	LAST 10	STRENGTH OF	OPP. STRENGTH	TEAM	ADJ.	CONF.	ADJ CONF.
Average RPI Loss:	154	RECORD	PCT. RANK	GAMES	SCHEDULE	OF SCHEDULE	RPI	RPI	RPI	RPI
DIV. I ONLY	6- 15	285	1- 9	235	202	282	282	10	10	
DIV. I NON-CONF.	5- 4	146	0- 0	330	286	231	231	12	12	

TOTALS	RPI 1-25	RPI 26-50	W-L RECORDS	RPI 51-100	RPI 101-999	RPI 201+				
6- 15	0- 0	0- 0	OVERALL	0- 3	6- 12	6- 4				
4- 6	0- 0	0- 0	HOME	0- 1	4- 5	4- 2				
2- 9	0- 0	0- 0	AWAY	0- 2	2- 7	2- 2				
0- 0	0- 0	0- 0	NEUTRAL	0- 0	0- 0	0- 0				
5- 4	0- 0	0- 0	NON-CONFERENCE	0- 0	5- 4	5- 1				
4- 0	0- 0	0- 0	HOME	0- 0	4- 0	4- 0				
1- 4	0- 0	0- 0	AWAY	0- 0	1- 4	1- 1				
0- 0	0- 0	0- 0	NEUTRAL	0- 0	0- 0	0- 0				
1- 11	0- 0	0- 0	CONFERENCE	0- 3	1- 8	1- 3				
0- 6	0- 0	0- 0	HOME	0- 1	0- 5	0- 2				
1- 5	0- 0	0- 0	AWAY	0- 2	1- 3	1- 1				
0- 0	0- 0	0- 0	NEUTRAL	0- 0	0- 0	0- 0				

RPI 1-25				RPI 26-50				RPI 51-100				RPI 101+ Team's RPI : 282					
RPI	S	Opponent	Score	RPI	S	Opponent	Score	RPI	S	Opponent	Score	RPI	S	Opponent	Score		
								55	A	Drexel	42	68	102	A	North Carolina	60	86
								57	A	El on	67	75	117	A	Del aware	62	80
								77	H	James Madi son	48	63	117	H	Del aware	49	82
													137	A	Northeastern	39	56
													137	H	Northeastern	47	54
													139	H	William & Mary	53	66
													145	A	Pittsburgh	55	74
													188	A	Furman	71	76
													209	H	East Carol ina	66	62
													241	A	Hofstra	59	55
													241	H	Hofstra	61	69
													257	H	Col . of Charleston	63	72
													259	A	Towson	71	72
													275	A	Coastal Caro.	41	57
													284	H	VCU	83	67
													304	A	Wofford	65	60
													319	H	Georgi a St.	74	62
													335	H	N. C. Central	89	63

LAST 12 Division I GAMES:																	
257	H	Col . of Charleston	63	72	55	A	Drexel	42	68								
241	A	Hofstra	59	55	259	A	Towson	71	72								
137	A	Northeastern	39	56	241	H	Hofstra	61	69								
117	A	Del aware	62	80	137	H	Northeastern	47	54								
77	H	James Madi son	48	63	139	H	William & Mary	53	66								
117	H	Del aware	49	82	57	A	El on	67	75								

Non-Div I Games: Catawba 74 59 UNC Pembroke 73 64

UNCW

Loss, Non-Conf, S Site, H Home A Away N Neutral

Average RPI Win: 291	WON-LOST RECORD	WINNING PCT. RANK	LAST 10 GAMES	STRENGTH OF SCHEDULE	OPP. STRENGTH OF SCHEDULE	TEAM RPI	ADJ. RPI	CONF. RPI	ADJ CONF. RPI
Average RPI Loss: 149									
DIV. I ONLY	6- 19	301	4- 6	165	229	283	283	18	18
DIV. I NON-CONF.	2- 12	306	0- 1	146	253	302	302	19	19

TOTALS	RPI 1-25	RPI 26-50	W-L RECORDS	RPI 51-100	RPI 101-999	RPI 201+			
6- 19	0- 2	0- 0	OVERALL	0- 4	6- 13	5- 6			
5- 7	0- 2	0- 0	HOME	0- 2	5- 3	5- 0			
1- 9	0- 0	0- 0	AWAY	0- 2	1- 7	0- 4			
0- 3	0- 0	0- 0	NEUTRAL	0- 0	0- 3	0- 2			
2- 12	0- 2	0- 0	NON-CONFERENCE	0- 1	2- 9	2- 4			
2- 5	0- 2	0- 0	HOME	0- 1	2- 2	2- 0			
0- 4	0- 0	0- 0	AWAY	0- 0	0- 4	0- 2			
0- 3	0- 0	0- 0	NEUTRAL	0- 0	0- 3	0- 2			
4- 7	0- 0	0- 0	CONFERENCE	0- 3	4- 4	3- 2			
3- 2	0- 0	0- 0	HOME	0- 1	3- 1	3- 0			
1- 5	0- 0	0- 0	AWAY	0- 2	1- 3	0- 2			
0- 0	0- 0	0- 0	NEUTRAL	0- 0	0- 0	0- 0			

RPI 1-25				RPI 26-50				RPI 51-100				RPI 101+ Team's RPI: 283			
RPI	S	Opponent	Score	RPI	S	Opponent	Score	RPI	S	Opponent	Score	RPI	S	Opponent	Score
14	H	Duke	51 84					51	A	Western Ky.	48 62	108	A	George Mason	53 66
22	H	NC State	56 73					81	H	UAB	61 74	123	N	Saint Francis (PA)	68 79
								87	H	Liberty	55 63	133	H	Cincinnati	33 54
								96	A	Rice	45 53	139	A	William & Mary	58 75
												157	A	Louisiana Tech	45 59
												186	H	Charlotte	60 63
												195	A	Southern Miss.	74 55
												201	H	Richmond	45 54
												206	A	Hampton	42 50
												215	N	Abilene Christian	60 74
												216	N	Oakland	59 80
												222	A	North Texas	46 63
												284	A	VCU	39 68
												295	A	UTSA	56 64
												295	H	UTSA	69 63
												302	H	FIU	68 60
												303	H	Coppin St.	75 67
												318	H	South Carolina St.	52 35
												334	H	Marshall	69 53

LAST 12 Division I GAMES:															
195	A	Southern Miss.	74 55	334	H	Marshall	69 53								
51	A	Western Ky.	48 62	206	A	Hampton	42 50								
302	H	FIU	68 60	295	A	UTSA	56 64								
96	A	Rice	45 53	222	A	North Texas	46 63								
157	A	Louisiana Tech	45 59	186	H	Charlotte	60 63								
295	H	UTSA	69 63	81	H	UAB	61 74								

Non-Div I Games:

Average RPI Win:	282	WON-LOST	WINNING	LAST 10	STRENGTH OF	OPP. STRENGTH	TEAM	ADJ.	CONF.	ADJ CONF.
Average RPI Loss:	150	RECORD	PCT. RANK	GAMES	SCHEDULE	OF SCHEDULE	RPI	RPI	RPI	RPI
DIV. I ONLY	5- 18	310	2- 8	184	209	284	284	12	12	
DIV. I NON-CONF.	3- 9	280	1- 0	260	289	303	303	10	10	

TOTALS	RPI 1-25	RPI 26-50	W-L RECORDS	RPI 51-100	RPI 101-999	RPI 201+				
5- 18	0- 0	0- 2	OVERALL	0- 6	5- 10	4- 5				
3- 6	0- 0	0- 0	HOME	0- 3	3- 3	2- 0				
1- 10	0- 0	0- 0	AWAY	0- 0	1- 0	1- 0				
1- 2	0- 0	0- 0	NEUTRAL	0- 2	1- 0	1- 0				
3- 9	0- 0	0- 1	NON-CONFERENCE	0- 2	3- 6	3- 3				
2- 2	0- 0	0- 0	HOME	0- 0	2- 2	2- 0				
0- 5	0- 0	0- 1	AWAY	0- 0	0- 4	0- 3				
1- 2	0- 0	0- 0	NEUTRAL	0- 2	1- 0	1- 0				
2- 9	0- 0	0- 1	CONFERENCE	0- 4	2- 4	1- 2				
1- 4	0- 0	0- 0	HOME	0- 3	1- 1	0- 0				
1- 5	0- 0	0- 1	AWAY	0- 1	1- 3	1- 2				
0- 0	0- 0	0- 0	NEUTRAL	0- 0	0- 0	0- 0				

RPI 1-25				RPI 26-50				RPI 51-100				RPI 101+				Team's RPI: 284	
RPI	S	Opponent	Score	RPI	S	Opponent	Score	RPI	S	Opponent	Score	RPI	S	Opponent	Score		
				46	A	Dayton	64 74	54	N	Mercer	54 70	122	H	Georgetown	59 71		
				47	A	Minnesota	63 108	67	A	Duquesne	71 80	155	A	Radford	62 79		
								67	H	Duquesne	51 70	164	A	Saint Joseph's	41 79		
								69	H	Fordham	54 64	164	H	Saint Joseph's	56 54		
								78	N	Penn	52 82	199	H	Norfolk St.	52 66		
								92	H	George Washington	39 61	201	H	Richmond	68 77		
												221	A	UNCG	61 74		
												237	A	La Salle	57 62		
												282	A	UNCW	67 83		
												283	H	Old Dominion	68 39		
												286	A	Massachusetts	75 79		
												303	H	Coppin St.	62 47		
												319	A	Georgia St.	56 61		
												326	N	Long Beach St.	69 59		
												333	A	Rhode Island	61 49		
LAST 12 Division I GAMES:																	
				67	A	Duquesne	71 80	69	H	Fordham	54 64						
				46	A	Dayton	64 74	333	A	Rhode Island	61 49						
				164	H	Saint Joseph's	56 54	67	H	Duquesne	51 70						
				201	H	Richmond	68 77	92	H	George Washington	39 61						
				237	A	La Salle	57 62	164	A	Saint Joseph's	41 79						
				286	A	Massachusetts	75 79	326	N	Long Beach St.	69 59						

Non-Div I Games:

VCU

Average RPI Win: 277	WON-LOST RECORD	WINNING PCT. RANK	LAST 10 GAMES	STRENGTH OF SCHEDULE	OPP. STRENGTH OF SCHEDULE	TEAM RPI	ADJ. RPI	CONF. RPI	ADJ. CONF. RPI
Average RPI Loss: 186									
DIV. I ONLY	8- 16	264	5- 5	288	295	285	285	28	28
DIV. I NON-CONF.	2- 9	295	0- 0	239	270	304	304	26	26

TOTALS	RPI 1-25	RPI 26-50	W-L RECORDS	RPI 51-100	RPI 101-999	RPI 201+			
8- 16	0- 1	0- 0	OVERALL	0- 3	8- 12	7- 9			
4- 8	0- 0	0- 0	HOME	0- 1	4- 7	3- 6			
4- 7	0- 0	0- 0	AWAY	0- 1	4- 0	4- 0			
0- 1	0- 0	0- 0	NEUTRAL	0- 0	0- 1	0- 0			
2- 9	0- 1	0- 0	NON-CONFERENCE	0- 1	2- 7	2- 5			
1- 4	0- 0	0- 0	HOME	0- 0	1- 4	1- 4			
1- 4	0- 1	0- 0	AWAY	0- 1	1- 2	1- 1			
0- 1	0- 0	0- 0	NEUTRAL	0- 0	0- 1	0- 0			
6- 7	0- 0	0- 0	CONFERENCE	0- 2	6- 5	5- 4			
3- 4	0- 0	0- 0	HOME	0- 1	3- 3	2- 2			
3- 3	0- 0	0- 0	AWAY	0- 1	3- 2	3- 2			
0- 0	0- 0	0- 0	NEUTRAL	0- 0	0- 0	0- 0			

RPI 1-25				RPI 26-50				RPI 51-100				RPI 101+ Team's RPI: 285			
RPI	S	Opponent	Score	RPI	S	Opponent	Score	RPI	S	Opponent	Score	RPI	S	Opponent	Score
21	A	Buffalo	47 73					64	A	Quinnipiac	39 64	113	N	Middle Tenn.	45 55
								64	H	Quinnipiac	55 84	130	A	Bucknell	57 76
								93	A	Miami (OH)	47 72	169	H	Marist	53 78
												197	H	Siena	65 57
												203	A	Bowling Green	71 57
												216	H	Oakland	48 83
												218	H	Morehead St.	52 76
												242	H	St. Bonaventure	71 69
												246	H	Niagara	64 60
												248	A	Manhattan	39 58
												248	H	Manhattan	56 59
												258	H	Fairfield	52 56
												267	H	Cornell	59 67
												269	A	Rider	54 70
												278	H	Colgate	63 70
												299	A	Monmouth	60 48
												321	A	UTRGV	46 63
												340	A	Iona	53 49
												345	A	Saint Peter's	66 53
												345	H	Saint Peter's	52 49

LAST 12 Division I GAMES:															
				64	A	Quinnipiac	39 64	345	A	Saint Peter's	66 53				
				345	H	Saint Peter's	52 49	197	H	Siena	65 57				
				246	H	Niagara	64 60	248	H	Manhattan	56 59				
				169	H	Marist	53 78	269	A	Rider	54 70				
				64	H	Quinnipiac	55 84	248	A	Manhattan	39 58				
				299	A	Monmouth	60 48	340	A	Iona	53 49				

Non-Div I Games:

Canisius

Average RPI Win:	283	WON-LOST	WINNING	LAST 10	STRENGTH OF	OPP. STRENGTH	TEAM	ADJ.	CONF.	ADJ CONF.
Average RPI Loss:	164	RECORD	PCT. RANK	GAMES	SCHEDULE	OF SCHEDULE	RPI	RPI	RPI	RPI
DIV. I ONLY	9- 13	226	3- 7	334	199	286	286	12	12	
DIV. I NON-CONF.	6- 5	153	0- 1	345	312	289	289	10	10	

TOTALS	RPI 1-25	RPI 26-50	W-L RECORDS	RPI 51-100	RPI 101-999	RPI 201+				
9- 13	0- 0	0- 1	OVERALL	1- 2	8- 10	8- 3				
5- 6	0- 0	0- 1	HOME	1- 1	4- 4	4- 0				
3- 7	0- 0	0- 0	AWAY	0- 1	3- 6	3- 3				
1- 0	0- 0	0- 0	NEUTRAL	0- 0	1- 0	1- 0				
6- 5	0- 0	0- 0	NON-CONFERENCE	1- 0	5- 5	5- 2				
3- 2	0- 0	0- 0	HOME	1- 0	2- 2	2- 0				
2- 3	0- 0	0- 0	AWAY	0- 0	2- 3	2- 2				
1- 0	0- 0	0- 0	NEUTRAL	0- 0	1- 0	1- 0				
3- 8	0- 0	0- 1	CONFERENCE	0- 2	3- 5	3- 1				
2- 4	0- 0	0- 1	HOME	0- 1	2- 2	2- 0				
1- 4	0- 0	0- 0	AWAY	0- 1	1- 3	1- 1				
0- 0	0- 0	0- 0	NEUTRAL	0- 0	0- 0	0- 0				

RPI	S	Opponent	Score	RPI	S	Opponent	Score	RPI	S	Opponent	Score	RPI	S	Opponent	Score	Team's RPI: 286
46	H	Dayton	49 78	67	A	Duquesne	57 60	103	A	Saint Louis	63 64	137	H	Northeastern	54 64	
				69	H	Fordham	51 62	159	A	Davidsen	81 87	164	H	Saint Joseph's	79 84	
				87	H	Liberty	64 61	169	H	Marist	60 88	170	A	North Dakota	52 82	
								201	H	Richmond	39 51	237	H	La Salle	69 66	
								242	A	St. Bonaventure	59 69	259	H	Towson	72 49	
								281	A	North Dakota St.	70 82	284	H	VCU	79 75	
								314	A	Incarinate Word	64 45	321	A	UTRGV	59 67	
								333	A	Rhode Island	61 59	338	N	Mississippi Val.	85 46	
								345	H	Saint Peter's	81 65	347	A	UMass Lowell	73 63	

LAST 12 Division I GAMES:																
46	H	Dayton	49 78	103	A	Saint Louis	63 64									
237	H	La Salle	69 66	164	H	Saint Joseph's	79 84									
201	H	Richmond	39 51	242	A	St. Bonaventure	59 69									
333	A	Rhode Island	61 59	69	H	Fordham	51 62									
159	A	Davidsen	81 87	67	A	Duquesne	57 60									
284	H	VCU	79 75	169	H	Marist	60 88									

Non-Div I Games: Me.-Fort Kent 111 45 Fisher 121 38

Massachusetts

Average RPI Win:	297	WON-LOST	WINNING	LAST 10	STRENGTH OF	OPP. STRENGTH	TEAM	ADJ.	CONF.	ADJ CONF.
Average RPI Loss:	151	RECORD	PCT. RANK	GAMES	SCHEDULE	OF SCHEDULE	RPI	RPI	RPI	RPI
DIV. I ONLY	6- 14	275	3- 7	297	189	287	287	22	22	
DIV. I NON-CONF.	3- 7	254	1- 1	244	104	242	242	21	21	
TOTALS	RPI 1-25	RPI 26-50	W-L RECORDS	RPI 51-100	RPI 101-999	RPI 201+				
6- 14	0- 1	0- 1	OVERALL	0- 4	6- 8	5- 5				
3- 5	0- 0	0- 1	HOME	0- 1	3- 3	2- 3				
3- 7	0- 0	0- 0	AWAY	0- 2	3- 5	3- 2				
0- 2	0- 1	0- 0	NEUTRAL	0- 1	0- 0	0- 0				
3- 7	0- 1	0- 0	NON-CONFERENCE	0- 2	3- 4	3- 1				
1- 1	0- 0	0- 0	HOME	0- 0	1- 1	1- 1				
2- 4	0- 0	0- 0	AWAY	0- 1	2- 3	2- 0				
0- 2	0- 1	0- 0	NEUTRAL	0- 1	0- 0	0- 0				
3- 7	0- 0	0- 1	CONFERENCE	0- 2	3- 4	2- 4				
2- 4	0- 0	0- 1	HOME	0- 1	2- 2	1- 2				
1- 3	0- 0	0- 0	AWAY	0- 1	1- 2	1- 2				
0- 0	0- 0	0- 0	NEUTRAL	0- 0	0- 0	0- 0				

RPI S	Opponent	Score	RPI S	Opponent	Score	RPI S	Opponent	Score	RPI S	Opponent	Score	Team's RPI: 287
15 N	Maryland	35 89	41 H	FGCU	57 78	66 A	Georgia Tech	48 86	118 A	Ole Miss	63 92	
						70 N	Maine	39 75	140 A	Clemson	28 41	
						95 A	Jacksonville	49 84	175 H	Stetson	66 49	
						95 H	Jacksonville	49 67	188 A	Furman	59 78	
									209 H	East Carolina	56 66	
									238 A	North Florida	72 77	
									261 H	Lipscomb	62 64	
									270 A	Presbyterian	60 51	
									290 A	USC Upstate	61 65	
									290 H	USC Upstate	64 70	
									319 H	Georgia St.	71 61	
									325 A	Ga. Southern	60 58	
									346 A	NJIT	61 58	
									346 H	NJIT	80 65	
LAST 12 Division I GAMES:												
95 H	Jacksonville	49 67	41 H	FGCU	57 78	95 A	Jacksonville	49 84	238 A	North Florida	72 77	
346 A	NJIT	61 58				261 H	Lipscomb	62 64	325 A	Ga. Southern	60 58	
290 H	USC Upstate	64 70				346 H	NJIT	80 65	209 H	East Carolina	56 66	
346 H	NJIT	80 65										
290 A	USC Upstate	61 65										
175 H	Stetson	66 49										

Non-Div I Games: Middle Ga. St. 81 65

Kennesaw St.

Average RPI Win:	267	WON-LOST	WINNING	LAST 10	STRENGTH OF	OPP. STRENGTH	TEAM	ADJ.	CONF.	ADJ CONF.
Average RPI Loss:	208	RECORD	PCT. RANK	GAMES	SCHEDULE	OF SCHEDULE	RPI	RPI	RPI	RPI
DIV. I ONLY	8- 15	259	4- 6	320	301	288	288	29	29	
DIV. I NON-CONF.	4- 7	226	0- 0	202	275	244	244	29	29	

TOTALS	RPI 1-25	RPI 26-50	W-L RECORDS	RPI 51-100	RPI 101-999	RPI 201+				
8- 15	0- 1	0- 0	OVERALL	0- 1	8- 13	6- 8				
4- 6	0- 0	0- 0	HOME	0- 0	4- 6	2- 3				
4- 9	0- 1	0- 0	AWAY	0- 1	4- 7	4- 5				
0- 0	0- 0	0- 0	NEUTRAL	0- 0	0- 0	0- 0				
4- 7	0- 1	0- 0	NON-CONFERENCE	0- 1	4- 5	2- 2				
3- 2	0- 0	0- 0	HOME	0- 0	3- 2	1- 1				
1- 5	0- 1	0- 0	AWAY	0- 1	1- 3	1- 1				
0- 0	0- 0	0- 0	NEUTRAL	0- 0	0- 0	0- 0				
4- 8	0- 0	0- 0	CONFERENCE	0- 0	4- 8	4- 6				
1- 4	0- 0	0- 0	HOME	0- 0	1- 4	1- 2				
3- 4	0- 0	0- 0	AWAY	0- 0	3- 4	3- 4				
0- 0	0- 0	0- 0	NEUTRAL	0- 0	0- 0	0- 0				

RPI 1-25				RPI 26-50				RPI 51-100				RPI 101+ Team's RPI: 288			
RPI	S	Opponent	Score	RPI	S	Opponent	Score	RPI	S	Opponent	Score	RPI	S	Opponent	Score
6	A	Florida St.	52 101					80	A	Harvard	62 70	123	H	Saint Francis (PA)	48 89
												132	A	Brown	77 102
												136	H	Robert Morris	57 91
												163	H	Lehigh	65 55
												180	H	New Hampshire	47 74
												193	H	Providence	78 75
												197	A	Siena	57 62
												241	H	Hofstra	81 86
												248	H	Manhattan	65 61
												262	A	Mt. St. Mary's	82 52
												273	A	LIU Brooklyn	50 46
												277	A	Fairleigh Dickinson	59 69
												280	A	St. Francis Brooklyn	48 63
												291	A	Central Conn. St.	59 69
												291	H	Central Conn. St.	71 73
												293	A	Bryant	56 60
												293	H	Bryant	73 81
												299	A	Monmouth	64 69
												329	A	Wagner	72 55
												329	H	Wagner	61 49
												342	A	Florida A&M	73 68
LAST 12 Division I GAMES:															
329	H	Wagner	61 49	293	H	Bryant	73 81								
293	A	Bryant	56 60	291	A	Central Conn. St.	59 69								
291	H	Central Conn. St.	71 73	329	A	Wagner	72 55								
280	A	St. Francis Brooklyn	48 63	262	A	Mt. St. Mary's	82 52								
273	A	LIU Brooklyn	50 46	136	H	Robert Morris	57 91								
277	A	Fairleigh Dickinson	59 69	123	H	Saint Francis (PA)	48 89								

Non-Div I Games:

Sacred Heart

Average RPI Win:	314	WON-LOST	WINNING	LAST 10	STRENGTH OF	OPP. STRENGTH	TEAM	ADJ.	CONF.	ADJ CONF.
Average RPI Loss:	163	RECORD	PCT. RANK	GAMES	SCHEDULE	OF SCHEDULE	RPI	RPI	RPI	RPI
DIV. I ONLY	8- 12	229	3- 7	340	258	289	289	24	24	
DIV. I NON-CONF.	5- 4	146	1- 0	340	262	235	235	22	22	

TOTALS	RPI 1-25	RPI 26-50	W-L RECORDS	RPI 51-100	RPI 101-999	RPI 201+				
8- 12	0- 0	0- 1	OVERALL	0- 3	8- 8	8- 5				
6- 2	0- 0	0- 0	HOME	0- 0	6- 2	6- 2				
2- 10	0- 0	0- 0	AWAY	0- 0	2- 0	2- 0				
0- 0	0- 0	0- 0	NEUTRAL	0- 0	0- 0	0- 0				
5- 4	0- 0	0- 1	NON-CONFERENCE	0- 2	5- 1	5- 1				
3- 0	0- 0	0- 0	HOME	0- 0	3- 0	3- 0				
2- 4	0- 0	0- 1	AWAY	0- 2	2- 1	2- 1				
0- 0	0- 0	0- 0	NEUTRAL	0- 0	0- 0	0- 0				
3- 8	0- 0	0- 0	CONFERENCE	0- 1	3- 7	3- 4				
3- 2	0- 0	0- 0	HOME	0- 0	3- 2	3- 2				
0- 6	0- 0	0- 0	AWAY	0- 1	0- 5	0- 2				
0- 0	0- 0	0- 0	NEUTRAL	0- 0	0- 0	0- 0				

RPI	S	Opponent	Score	RPI	S	Opponent	Score	RPI	S	Opponent	Score	RPI	S	Opponent	Score	Team's RPI: 289
40	A	Purdue	49 95	87	A	Liberty	40 61	112	A	Missouri St.	60 83	145	A	UNI	56 77	
				88	A	Drake	50 86	172	A	Southern Ill.	63 74	203	A	Bowling Green	77 90	
				93	A	Miami (OH)	68 77	250	A	Bradley	58 69	250	H	Bradley	69 88	
								255	A	Illinois St.	55 63	255	H	Illinois St.	56 50	
								263	H	Grand Canyon	80 75	264	H	Indiana St.	54 67	
								296	H	Loyola Chicago	76 60	315	H	Fort Wayne	68 50	
								339	H	Chicago St.	71 60	344	A	Eastern Ill.	76 67	
								348	H	Evansville	101 59	349	A	Longwood	81 68	

LAST 12 Division I GAMES:																
255	A	Illinois St.	55 63	296	H	Loyola Chicago	76 60	250	H	Bradley	69 88	255	H	Illinois St.	56 50	
250	A	Bradley	58 69	250	H	Bradley	69 88	145	A	UNI	56 77	88	A	Drake	50 86	
264	H	Indiana St.	54 67	255	H	Illinois St.	56 50	315	H	Fort Wayne	68 50					
348	H	Evansville	101 59													
172	A	Southern Ill.	63 74													
112	A	Missouri St.	60 83													

Non-Div I Games: Ind.-Northwest 99 59 Ind.-Kokomo 81 47

Valparaiso

Average RPI Win:	306	WON-LOST	WINNING	LAST 10	STRENGTH OF	OPP. STRENGTH	TEAM	ADJ.	CONF.	ADJ CONF.
Average RPI Loss:	169	RECORD	PCT. RANK	GAMES	SCHEDULE	OF SCHEDULE	RPI	RPI	RPI	RPI
DIV. I ONLY	6- 16	288	4- 6	217	309	290	290	22	22	
DIV. I NON-CONF.	2- 10	300	1- 0	219	335	333	333	21	21	

TOTALS	RPI 1-25	RPI 26-50	W-L RECORDS	RPI 51-100	RPI 101-999	RPI 201+				
6- 16	0- 0	0- 3	OVERALL	0- 2	6- 11	6- 8				
4- 7	0- 0	0- 1	HOME	0- 1	4- 5	4- 4				
2- 9	0- 0	0- 2	AWAY	0- 1	2- 6	2- 4				
0- 0	0- 0	0- 0	NEUTRAL	0- 0	0- 0	0- 0				
2- 10	0- 0	0- 1	NON-CONFERENCE	0- 1	2- 8	2- 6				
2- 4	0- 0	0- 0	HOME	0- 0	2- 4	2- 3				
0- 6	0- 0	0- 1	AWAY	0- 1	0- 4	0- 3				
0- 0	0- 0	0- 0	NEUTRAL	0- 0	0- 0	0- 0				
4- 6	0- 0	0- 2	CONFERENCE	0- 1	4- 3	4- 2				
2- 3	0- 0	0- 1	HOME	0- 1	2- 1	2- 1				
2- 3	0- 0	0- 1	AWAY	0- 0	2- 2	2- 1				
0- 0	0- 0	0- 0	NEUTRAL	0- 0	0- 0	0- 0				

RPI 1-25				RPI 26-50				RPI 51-100				RPI 101+ Team's RPI: 290			
RPI	S	Opponent	Score	RPI	S	Opponent	Score	RPI	S	Opponent	Score	RPI	S	Opponent	Score
				41	A	FGCU	60 93	53	A	Virginia Tech	56 87	139	A	William & Mary	63 83
				41	H	FGCU	44 88	95	H	Jacksonville	45 71	175	A	Stetson	61 62
				45	A	Oklahoma St.	71 108					188	H	Furman	59 80
												209	A	East Carolina	53 66
												220	A	Gardner-Webb	39 60
												229	H	Omaha	66 69
												238	H	North Florida	61 65
												247	H	UNC Asheville	70 76
												249	A	Campbell	49 69
												261	A	Lipscomb	78 97
												261	H	Lipscomb	80 64
												270	H	Presbyterian	69 83
												287	A	Kennesaw St.	70 64
												287	H	Kennesaw St.	65 61
												318	H	South Carolina St.	63 44
												335	H	N. C. Central	66 61
												346	A	NJIT	95 57

LAST 12 Division I GAMES:															
				41	H	FGCU	44 88	238	H	North Florida	61 65				
				261	H	Lipscomb	80 64	41	A	FGCU	60 93				
				287	A	Kennesaw St.	70 64	175	A	Stetson	61 62				
				261	A	Lipscomb	78 97	346	A	NJIT	95 57				
				287	H	Kennesaw St.	65 61	335	H	N. C. Central	66 61				
				95	H	Jacksonville	45 71	45	A	Oklahoma St.	71 108				

Non-Div I Games: Brevard 109 39 Converse 71 51 Bob Jones 79 45

USC Upstate

Loss, Non-Conf, S Site, H Home A Away N Neutral

Average RPI Win:	295	WON-LOST	WINNING	LAST 10	STRENGTH OF	OPP. STRENGTH	TEAM	ADJ.	CONF.	ADJ CONF.
Average RPI Loss:	173	RECORD	PCT. RANK	GAMES	SCHEDULE	OF SCHEDULE	RPI	RPI	RPI	RPI
DIV. I ONLY	5- 18	310	4- 6	147	319	291	291	29	29	
DIV. I NON-CONF.	0- 11	337	0- 0	47	197	286	286	29	29	

TOTALS	RPI 1-25	RPI 26-50	W-L RECORDS	RPI 51-100	RPI 101-999	RPI 201+				
5- 18	0- 0	0- 1	OVERALL	0- 4	5- 13	5- 8				
4- 7	0- 0	0- 0	HOME	0- 1	4- 6	4- 4				
1- 11	0- 0	0- 1	AWAY	0- 3	1- 7	1- 4				
0- 0	0- 0	0- 0	NEUTRAL	0- 0	0- 0	0- 0				
0- 11	0- 0	0- 1	NON-CONFERENCE	0- 4	0- 6	0- 3				
0- 4	0- 0	0- 0	HOME	0- 1	0- 3	0- 1				
0- 7	0- 0	0- 1	AWAY	0- 3	0- 3	0- 2				
0- 0	0- 0	0- 0	NEUTRAL	0- 0	0- 0	0- 0				
5- 7	0- 0	0- 0	CONFERENCE	0- 0	5- 7	5- 5				
4- 3	0- 0	0- 0	HOME	0- 0	4- 3	4- 3				
1- 4	0- 0	0- 0	AWAY	0- 0	1- 4	1- 2				
0- 0	0- 0	0- 0	NEUTRAL	0- 0	0- 0	0- 0				

RPI 1-25				RPI 26-50				RPI 51-100				RPI 101+ Team's RPI: 291			
RPI	S	Opponent	Score	RPI	S	Opponent	Score	RPI	S	Opponent	Score	RPI	S	Opponent	Score
				30	A	Virginia	59 103	52	A	West Virginia	52 102	119	H	Yale	62 75
								67	A	Duquesne	58 83	123	A	Saint Francis (PA)	59 87
								79	A	Penn St.	66 83	132	H	Brown	55 78
								83	H	Albany (NY)	60 72	136	A	Robert Morris	47 66
												161	A	Hartford	52 68
												213	A	Stony Brook	55 60
												262	H	Mt. St. Mary's	56 68
												265	H	Morgan St.	41 61
												273	H	LIU Brooklyn	54 61
												274	A	Vermont	48 62
												277	A	Fairleigh Dickinson	49 78
												277	H	Fairleigh Dickinson	76 56
												280	H	St. Francis Brooklyn	70 78
												288	A	Sacred Heart	73 71
												288	H	Sacred Heart	69 59
												293	A	Bryant	50 66
												293	H	Bryant	66 59
												329	H	Wagner	59 56
LAST 12 Division I GAMES:															
293	H	Bryant	66 59	280	H	St. Francis Brooklyn	70 78								
277	H	Fairleigh Dickinson	76 56	277	A	Fairleigh Dickinson	49 78								
288	A	Sacred Heart	73 71	288	H	Sacred Heart	69 59								
136	A	Robert Morris	47 66	293	A	Bryant	50 66								
123	A	Saint Francis (PA)	59 87	329	H	Wagner	59 56								
273	H	LIU Brooklyn	54 61	262	H	Mt. St. Mary's	56 68								

Non-Div I Games:

Central Conn. St.

Average RPI Win: 290	WON-LOST RECORD	WINNING PCT. RANK	LAST 10 GAMES	STRENGTH OF SCHEDULE	OPP. STRENGTH OF SCHEDULE	TEAM RPI	ADJ. RPI	CONF. RPI	ADJ CONF. RPI
Average RPI Loss: 180									
DIV. I ONLY	8- 16	264	4- 6	307	270	292	292	25	25
DIV. I NON-CONF.	3- 7	254	0- 0	314	244	299	299	27	27

TOTALS	RPI 1-25	RPI 26-50	W-L RECORDS	RPI 51-100	RPI 101-999	RPI 201+			
8- 16	0- 1	0- 0	OVERALL	0- 3	8- 12	8- 7			
5- 6	0- 0	0- 0	HOME	0- 1	5- 5	5- 2			
3- 10	0- 1	0- 0	AWAY	0- 2	3- 7	3- 5			
0- 0	0- 0	0- 0	NEUTRAL	0- 0	0- 0	0- 0			
3- 7	0- 1	0- 0	NON-CONFERENCE	0- 2	3- 4	3- 3			
2- 2	0- 0	0- 0	HOME	0- 1	2- 1	2- 0			
1- 5	0- 1	0- 0	AWAY	0- 1	1- 3	1- 3			
0- 0	0- 0	0- 0	NEUTRAL	0- 0	0- 0	0- 0			
5- 9	0- 0	0- 0	CONFERENCE	0- 1	5- 8	5- 4			
3- 4	0- 0	0- 0	HOME	0- 0	3- 4	3- 2			
2- 5	0- 0	0- 0	AWAY	0- 1	2- 4	2- 2			
0- 0	0- 0	0- 0	NEUTRAL	0- 0	0- 0	0- 0			

RPI 1-25				RPI 26-50				RPI 51-100				RPI 101+ Team's RPI: 292			
RPI	S	Opponent	Score	RPI	S	Opponent	Score	RPI	S	Opponent	Score	RPI	S	Opponent	Score
4	A	Louisville	51 115					72	A	Belmont	65 70	126	H	ETSU	68 96
								99	H	Butler	59 88	142	A	SIUE	68 77
								100	A	Alabama	47 68	142	H	SIUE	70 75
												194	A	UT Martin	67 85
												194	H	UT Martin	80 97
												210	A	Jacksonville St.	65 97
												218	H	Morehead St.	80 82
												221	A	UNCG	63 52
												225	A	Southeast Mo. St.	70 80
												225	H	Southeast Mo. St.	74 85
												236	H	Austin Peay	91 65
												243	H	Northern Ky.	98 87
												261	A	Lipscomb	64 65
												298	A	Tennessee Tech	72 63
												307	H	Eastern Ky.	75 68
												317	A	Alabama A&M	54 71
												332	A	Tennessee St.	85 73
												338	H	Mississippi Val.	64 63
												344	H	Eastern Ill.	72 61
												348	A	Evansville	81 89

LAST 12 Division I GAMES:															
142	A	SIUE	68 77	332	A	Tennessee St.	85 73								
236	H	Austin Peay	91 65	72	A	Belmont	65 70								
194	A	UT Martin	67 85	298	A	Tennessee Tech	72 63								
225	A	Southeast Mo. St.	70 80	210	A	Jacksonville St.	65 97								
307	H	Eastern Ky.	75 68	194	H	UT Martin	80 97								
218	H	Morehead St.	80 82	225	H	Southeast Mo. St.	74 85								

Non-Div I Games: Bethel (TN) 81 76

Murray St.

■ Loss,
 ■ Non-Conf,
 ■ S Site,
 ■ Home
 ■ A Away
 N Neutral

Average RPI Win:	290	WON-LOST	WINNING	LAST 10	STRENGTH OF	OPP. STRENGTH	TEAM	ADJ.	CONF.	ADJ CONF.
Average RPI Loss:	186	RECORD	PCT. RANK	GAMES	SCHEDULE	OF SCHEDULE	RPI	RPI	RPI	RPI
DIV. I ONLY	7- 16	271	6- 4	260	318	293	293	29	29	
DIV. I NON-CONF.	1- 10	327	0- 0	192	239	316	316	29	29	

TOTALS	RPI 1-25	RPI 26-50	W-L RECORDS	RPI 51-100	RPI 101-999	RPI 201+				
7- 16	0- 0	0- 0	OVERALL	0- 2	7- 14	7- 6				
4- 7	0- 0	0- 0	HOME	0- 0	4- 7	4- 3				
2- 8	0- 0	0- 0	AWAY	0- 2	2- 6	2- 3				
1- 1	0- 0	0- 0	NEUTRAL	0- 0	1- 1	1- 0				
1- 10	0- 0	0- 0	NON-CONFERENCE	0- 2	1- 8	1- 2				
0- 4	0- 0	0- 0	HOME	0- 0	0- 4	0- 0				
0- 5	0- 0	0- 0	AWAY	0- 2	0- 3	0- 2				
1- 1	0- 0	0- 0	NEUTRAL	0- 0	1- 1	1- 0				
6- 6	0- 0	0- 0	CONFERENCE	0- 0	6- 6	6- 4				
4- 3	0- 0	0- 0	HOME	0- 0	4- 3	4- 3				
2- 3	0- 0	0- 0	AWAY	0- 0	2- 3	2- 1				
0- 0	0- 0	0- 0	NEUTRAL	0- 0	0- 0	0- 0				

RPI 1-25				RPI 26-50				RPI 51-100				RPI 101+ Team's RPI : 293					
RPI	S	Opponent	Score	RPI	S	Opponent	Score	RPI	S	Opponent	Score	RPI	S	Opponent	Score		
								70	A	Maine	68	70	123	A	Saint Francis (PA)	69	87
								77	A	James Madison	36	67	132	A	Brown	62	85
												132	N	Brown	60	72	
												136	A	Robert Morris	49	72	
												152	H	Binghamton	47	55	
												161	H	Hartford	47	59	
												180	H	New Hampshire	65	74	
												198	H	Boston U.	61	78	
												207	A	Boston College	42	65	
												245	A	Holy Cross	57	59	
												262	H	Mt. St. Mary's	63	68	
												273	H	LIU Brooklyn	75	56	
												277	A	Fairleigh Dickinson	65	48	
												277	H	Fairleigh Dickinson	69	77	
												280	H	St. Francis Brooklyn	73	63	
												288	A	Sacred Heart	81	73	
												288	H	Sacred Heart	60	56	
												291	A	Central Conn. St.	59	66	
												291	H	Central Conn. St.	66	50	
												329	H	Wagner	66	75	
												333	N	Rhode Island	58	52	
LAST 12 Division I GAMES:																	
291	A	Central Conn. St.	59	66	273	H	LIU Brooklyn	75	56	288	A	Sacred Heart	81	73			
288	H	Sacred Heart	60	56	277	A	Fairleigh Dickinson	65	48	291	H	Central Conn. St.	66	50			
277	H	Fairleigh Dickinson	69	77	262	H	Mt. St. Mary's	63	68	329	H	Wagner	66	75			
123	A	Saint Francis (PA)	69	87													
136	A	Robert Morris	49	72													
280	H	St. Francis Brooklyn	73	63													

Non-Div I Games:

Bryant

Average RPI Win:	243	WON-LOST	WINNING	LAST 10	STRENGTH OF	OPP. STRENGTH	TEAM	ADJ.	CONF.	ADJ CONF.
Average RPI Loss:	188	RECORD	PCT. RANK	GAMES	SCHEDULE	OF SCHEDULE	RPI	RPI	RPI	RPI
DIV. I ONLY	6- 18	293	5- 5	256	289	294	294	26	26	
DIV. I NON-CONF.	1- 10	327	0- 0	173	225	292	292	25	25	

TOTALS	RPI 1-25	RPI 26-50	W-L RECORDS	RPI 51-100	RPI 101-999	RPI 201+				
6- 18	0- 0	0- 1	OVERALL	0- 2	6- 15	4- 9				
3- 6	0- 0	0- 0	HOME	0- 0	3- 6	2- 4				
3- 11	0- 0	0- 1	AWAY	0- 2	3- 8	2- 5				
0- 1	0- 0	0- 0	NEUTRAL	0- 0	0- 1	0- 0				
1- 10	0- 0	0- 1	NON-CONFERENCE	0- 2	1- 7	0- 4				
0- 3	0- 0	0- 0	HOME	0- 0	0- 3	0- 2				
1- 6	0- 0	0- 1	AWAY	0- 2	1- 3	0- 2				
0- 1	0- 0	0- 0	NEUTRAL	0- 0	0- 1	0- 0				
5- 8	0- 0	0- 0	CONFERENCE	0- 0	5- 8	4- 5				
3- 3	0- 0	0- 0	HOME	0- 0	3- 3	2- 2				
2- 5	0- 0	0- 0	AWAY	0- 0	2- 5	2- 3				
0- 0	0- 0	0- 0	NEUTRAL	0- 0	0- 0	0- 0				

RPI	S	Opponent	Score	RPI	S	Opponent	Score	RPI	S	Opponent	Score	RPI	S	Opponent	Score	Team's RPI: 294
27	A	LSU	56 84	60	A	TCU	62 112	110	H	Lamar University	58 75	129	A	Bethune-Cookman	60 58	
				91	A	Auburn	46 80	131	A	Central Ark.	47 63	131	H	Central Ark.	78 70	
								133	A	Cincinnati	43 82	134	A	SFA	67 79	
								143	N	Kent St.	60 81	160	H	Louisiana	56 68	
								215	A	Abilene Christian	80 86	223	A	Akron	54 66	
								231	A	Grambling	52 61	251	A	Nicholls St.	66 57	
								256	A	A&M-Corpus Christi	52 56	260	A	McNeese	47 69	
								260	H	McNeese	65 77	301	H	Alcorn	77 84	
								311	H	Northwestern St.	71 65	314	H	Incarnate Word	65 54	
								317	H	Alabama A&M	74 76	322	A	Houston Baptist	76 61	
								331	H	Sam Houston St.	52 57					
LAST 12 Division I GAMES:																
260	A	McNeese	47 69	311	H	Northwestern St.	71 65									
314	H	Incarnate Word	65 54	322	A	Houston Baptist	76 61									
131	H	Central Ark.	78 70	260	H	McNeese	65 77									
256	A	A&M-Corpus Christi	52 56	110	H	Lamar University	58 75									
251	A	Nicholls St.	66 57	215	A	Abilene Christian	80 86									
331	H	Sam Houston St.	52 57	131	A	Central Ark.	47 63									

Non-Div I Games:

Southeastern La.

Average RPI Win:	294	WON-LOST	WINNING	LAST 10	STRENGTH OF	OPP. STRENGTH	TEAM	ADJ.	CONF.	ADJ CONF.
Average RPI Loss:	163	RECORD	PCT. RANK	GAMES	SCHEDULE	OF SCHEDULE	RPI	RPI	RPI	RPI
DIV. I ONLY	4- 18	312	3- 7	187	221	295	295	18	18	
DIV. I NON-CONF.	1- 9	318	0- 0	213	247	319	319	19	19	

TOTALS	RPI 1-25	RPI 26-50	W-L RECORDS	RPI 51-100	RPI 101-999	RPI 201+				
4- 18	0- 1	0- 1	OVERALL	0- 2	4- 14	4- 5				
2- 6	0- 0	0- 0	HOME	0- 0	2- 6	2- 1				
1- 12	0- 1	0- 1	AWAY	0- 2	1- 8	1- 4				
1- 0	0- 0	0- 0	NEUTRAL	0- 0	1- 0	1- 0				
1- 9	0- 1	0- 1	NON-CONFERENCE	0- 0	1- 7	1- 3				
0- 3	0- 0	0- 0	HOME	0- 0	0- 3	0- 0				
0- 6	0- 1	0- 1	AWAY	0- 0	0- 4	0- 3				
1- 0	0- 0	0- 0	NEUTRAL	0- 0	1- 0	1- 0				
3- 9	0- 0	0- 0	CONFERENCE	0- 2	3- 7	3- 2				
2- 3	0- 0	0- 0	HOME	0- 0	2- 3	2- 1				
1- 6	0- 0	0- 0	AWAY	0- 2	1- 4	1- 1				
0- 0	0- 0	0- 0	NEUTRAL	0- 0	0- 0	0- 0				

RPI 1-25				RPI 26-50				RPI 51-100				RPI 101+				Team's RPI: 295
RPI	S	Opponent	Score	RPI	S	Opponent	Score	RPI	S	Opponent	Score	RPI	S	Opponent	Score	
9	A	Texas	70 120	33	A	Arizona St.	42 74	51	A	Western Ky.	38 73	113	H	Middle Tenn.	47 62	
								96	A	Rice	52 83	128	H	Northern Ill.	55 69	
												135	H	UTEP	53 66	
												153	A	Texas St.	38 91	
												157	A	Louisiana Tech	55 63	
												170	H	North Dakota	47 60	
												178	H	UT Arlington	68 69	
												186	A	Charlotte	75 88	
												195	A	Southern Miss.	60 83	
												205	A	San Diego	69 78	
												214	H	Fla. Atlantic	65 99	
												222	H	North Texas	70 58	
												283	A	Old Dominion	63 69	
												283	H	Old Dominion	64 56	
												313	A	Cal St. Fullerton	46 55	
												321	A	UTRGV	58 70	
												334	A	Marshall	72 59	
												338	N	Mississippi Val.	68 55	

LAST 12 Division I GAMES:																
186	A	Charlotte	75 88	283	A	Old Dominion	63 69									
334	A	Marshall	72 59	51	A	Western Ky.	38 73									
135	H	UTEP	53 66	283	H	Old Dominion	64 56									
222	H	North Texas	70 58	113	H	Middle Tenn.	47 62									
195	A	Southern Miss.	60 83	96	A	Rice	52 83									
214	H	Fla. Atlantic	65 99	157	A	Louisiana Tech	55 63									

Non-Div I Games: Sul Ross St. 97 47 Tex. A&M-Commerce 60 69

UTSA

Average RPI Win:	303	WON-LOST	WINNING	LAST 10	STRENGTH OF	OPP. STRENGTH	TEAM	ADJ.	CONF.	ADJ CONF.
Average RPI Loss:	153	RECORD	PCT. RANK	GAMES	SCHEDULE	OF SCHEDULE	RPI	RPI	RPI	RPI
DIV. I ONLY	5- 17	303	3- 7	257	194	296	296	24	24	
DIV. I NON-CONF.	2- 9	295	1- 0	220	81	284	284	22	22	

TOTALS	RPI 1-25	RPI 26-50	W-L RECORDS	RPI 51-100	RPI 101-999	RPI 201+				
5- 17	0- 2	0- 1	OVERALL	0- 2	5- 12	5- 5				
3- 5	0- 1	0- 0	HOME	0- 0	3- 4	3- 2				
2- 12	0- 1	0- 1	AWAY	0- 2	2- 8	2- 3				
0- 0	0- 0	0- 0	NEUTRAL	0- 0	0- 0	0- 0				
2- 9	0- 2	0- 1	NON-CONFERENCE	0- 1	2- 5	2- 1				
1- 3	0- 1	0- 0	HOME	0- 0	1- 2	1- 0				
1- 6	0- 1	0- 1	AWAY	0- 1	1- 3	1- 1				
0- 0	0- 0	0- 0	NEUTRAL	0- 0	0- 0	0- 0				
3- 8	0- 0	0- 0	CONFERENCE	0- 1	3- 7	3- 4				
2- 2	0- 0	0- 0	HOME	0- 0	2- 2	2- 2				
1- 6	0- 0	0- 0	AWAY	0- 1	1- 5	1- 2				
0- 0	0- 0	0- 0	NEUTRAL	0- 0	0- 0	0- 0				

RPI 1-25				RPI 26-50				RPI 51-100				RPI 101+ Team's RPI: 296			
RPI	S	Opponent	Score	RPI	S	Opponent	Score	RPI	S	Opponent	Score	RPI	S	Opponent	Score
12	H	Green Bay	39 76	32	A	Marquette	30 92	88	A	Drake	46 72	109	H	Western Mi ch.	47 65
24	A	DePaul	47 88					99	A	Butler	52 64	111	A	Milwaukee	41 63
												112	A	Missouri St.	36 75
												128	A	Northern Ill.	71 80
												145	A	UNI	41 70
												172	A	Southern Ill.	46 62
												190	H	Youngstown St.	49 73
												250	A	Bradley	71 61
												250	H	Bradley	57 59
												255	A	Illinois St.	49 57
												255	H	Illinois St.	62 59
												264	H	Indiana St.	65 73
												289	A	Valparaiso	60 76
												315	A	Fort Wayne	70 79
												324	H	Ill. -Chicago	57 55
												339	A	Chicago St.	46 28
												348	H	Evansville	82 63

LAST 12 Division I GAMES:															
250	A	Bradley	71 61	289	A	Valparaiso	60 76								
255	A	Illinois St.	49 57	255	H	Illinois St.	62 59								
348	H	Evansville	82 63	250	H	Bradley	57 59								
264	H	Indiana St.	65 73	88	A	Drake	46 72								
112	A	Missouri St.	36 75	145	A	UNI	41 70								
172	A	Southern Ill.	46 62	324	H	Ill. -Chicago	57 55								

Non-Div I Games:

Loyol a Chi cago

Average RPI Win:	179	WON-LOST	WINNING	LAST 10	STRENGTH OF	OPP. STRENGTH	TEAM	ADJ.	CONF.	ADJ CONF.
Average RPI Loss:	174	RECORD	PCT. RANK	GAMES	SCHEDULE	OF SCHEDULE	RPI	RPI	RPI	RPI
DIV. I ONLY	4- 19	318	2- 8	162	210	297	297	16	16	
DIV. I NON-CONF.	1- 9	318	0- 0	217	329	320	320	15	15	

TOTALS	RPI 1-25	RPI 26-50	W-L RECORDS	RPI 51-100	RPI 101-999	RPI 201+				
4- 19	0- 0	0- 1	OVERALL	0- 5	4- 13	1- 6				
3- 6	0- 0	0- 0	HOME	0- 3	3- 3	1- 1				
1- 11	0- 0	0- 0	AWAY	0- 2	1- 9	0- 4				
0- 2	0- 0	0- 1	NEUTRAL	0- 0	0- 1	0- 1				
1- 9	0- 0	0- 1	NON-CONFERENCE	0- 1	1- 7	0- 4				
0- 3	0- 0	0- 0	HOME	0- 1	0- 2	0- 1				
1- 4	0- 0	0- 0	AWAY	0- 0	1- 4	0- 2				
0- 2	0- 0	0- 1	NEUTRAL	0- 0	0- 1	0- 1				
3- 10	0- 0	0- 0	CONFERENCE	0- 4	3- 6	1- 2				
3- 3	0- 0	0- 0	HOME	0- 2	3- 1	1- 0				
0- 7	0- 0	0- 0	AWAY	0- 2	0- 5	0- 2				
0- 0	0- 0	0- 0	NEUTRAL	0- 0	0- 0	0- 0				

RPI 1-25				RPI 26-50				RPI 51-100				RPI 101+ Team's RPI: 297			
RPI	S	Opponent	Score	RPI	S	Opponent	Score	RPI	S	Opponent	Score	RPI	S	Opponent	Score
				49	N	Oregon St.	55 94	73	A	Wyoming	44 61	116	A	Colorado St.	45 56
								73	H	Wyoming	46 64	125	A	BYU	76 69
								86	A	New Mexico	47 80	144	A	Idaho St.	44 64
								89	H	Utah	44 79	148	A	Fresno St.	56 57
								90	H	UNLV	54 63	148	H	Fresno St.	60 52
												174	A	UC Irvine	84 87
												176	A	Boise St.	60 68
												176	H	Boise St.	42 64
												181	H	Denver	72 74
												189	H	Nevada	79 57
												235	N	Montana St.	52 64
												252	H	San Diego St.	62 58
												254	A	San Jose St.	66 79
												279	H	Arizona	49 65
												310	A	Air Force	50 57
												323	A	Southern Utah	67 70
												327	A	Utah Valley	43 61

LAST 12 Division I GAMES:															
176	A	Boise St.	60 68	176	H	Boise St.	42 64								
73	H	Wyoming	46 64	189	H	Nevada	79 57								
86	A	New Mexico	47 80	116	A	Colorado St.	45 56								
148	H	Fresno St.	60 52	90	H	UNLV	54 63								
310	A	Air Force	50 57	148	A	Fresno St.	56 57								
73	A	Wyoming	44 61	252	H	San Diego St.	62 58								

Non-Div I Games: Dixie St. 92 72

Utah St.

Average RPI Win:	283	WON-LOST	WINNING	LAST 10	STRENGTH OF	OPP. STRENGTH	TEAM	ADJ.	CONF.	ADJ CONF.
Average RPI Loss:	175	RECORD	PCT. RANK	GAMES	SCHEDULE	OF SCHEDULE	RPI	RPI	RPI	RPI
DIV. I ONLY	4- 19	318	3- 7	156	312	298	298	25	25	
DIV. I NON-CONF.	1- 8	313	0- 0	87	228	285	285	27	27	

TOTALS	RPI 1-25	RPI 26-50	W-L RECORDS	RPI 51-100	RPI 101-999	RPI 201+				
4- 19	0- 1	0- 0	OVERALL	0- 4	4- 14	4- 8				
2- 9	0- 0	0- 0	HOME	0- 2	2- 7	2- 5				
2- 10	0- 1	0- 0	AWAY	0- 2	2- 7	2- 3				
0- 0	0- 0	0- 0	NEUTRAL	0- 0	0- 0	0- 0				
1- 8	0- 1	0- 0	NON-CONFERENCE	0- 2	1- 5	1- 1				
1- 3	0- 0	0- 0	HOME	0- 1	1- 2	1- 1				
0- 5	0- 1	0- 0	AWAY	0- 1	0- 3	0- 0				
0- 0	0- 0	0- 0	NEUTRAL	0- 0	0- 0	0- 0				
3- 11	0- 0	0- 0	CONFERENCE	0- 2	3- 9	3- 7				
1- 6	0- 0	0- 0	HOME	0- 1	1- 5	1- 4				
2- 5	0- 0	0- 0	AWAY	0- 1	2- 4	2- 3				
0- 0	0- 0	0- 0	NEUTRAL	0- 0	0- 0	0- 0				

RPI 1-25				RPI 26-50				RPI 51-100				RPI 101+ Team's RPI: 298			
RPI	S	Opponent	Score	RPI	S	Opponent	Score	RPI	S	Opponent	Score	RPI	S	Opponent	Score
23	A	Georgia	48 56					68	H	IUPUI	54 68	104	A	Kentucky	54 82
								72	A	Belmont	59 78	113	A	Middle Tenn.	44 58
								72	H	Belmont	60 68	126	A	ETSU	55 74
								97	A	Wright St.	59 82	142	A	SIUE	58 65
												155	H	Radford	41 60
												194	H	UT Martin	51 67
												210	A	Jacksonville St.	60 58
												218	A	Morehead St.	51 53
												218	H	Morehead St.	67 74
												225	H	Southeast Mo. St.	66 70
												236	H	Austin Peay	63 59
												261	H	Lipscomb	57 61
												292	H	Murray St.	63 72
												307	A	Eastern Ky.	53 55
												307	H	Eastern Ky.	68 76
												332	A	Tennessee St.	66 76
												341	H	Winthrop	70 41
												344	A	Eastern Ill.	60 57
LAST 12 Division I GAMES:															
				72	H	Belmont	60 68	218	A	Morehead St.	51 53				
				210	A	Jacksonville St.	60 58	307	A	Eastern Ky.	53 55				
				344	A	Eastern Ill.	60 57	292	H	Murray St.	63 72				
				142	A	SIUE	58 65	236	H	Austin Peay	63 59				
				194	H	UT Martin	51 67	332	A	Tennessee St.	66 76				
				225	H	Southeast Mo. St.	66 70	72	A	Belmont	59 78				

Non-Div I Games: Cumberland (TN) 83 52 Tenn. Wesleyan 84 66

Tennessee Tech

RPI 1-25				RPI 26-50				RPI 51-100				RPI 101+				Team's RPI: 299	
RPI	S	Opponent	Score	RPI	S	Opponent	Score	RPI	S	Opponent	Score	RPI	S	Opponent	Score		
								53	H	Virginia Tech	34	84	136	A	Robert Morris	38	56
								64	H	Quinnipiac	55	76	140	A	Clemson	54	57
								82	A	Navy	49	73	163	H	Lehigh	57	75
								83	H	Albany (NY)	44	68	169	A	Marist	46	69
								92	H	George Washington	45	59	169	H	Marist	57	85
								95	A	Jacksonville	65	74	197	A	Siena	41	44
													238	N	North Florida	67	57
													246	H	Niagara	65	63
													248	A	Manhattan	53	63
													258	A	Fairfield	55	61
													269	H	Rider	63	56
													277	A	Fairleigh Dickinson	61	78
													285	H	Canisius	48	60
													288	H	Sacred Heart	69	64
													340	A	Iona	62	56
													340	H	Iona	68	56
													345	A	Saint Peter's	47	67
													345	H	Saint Peter's	51	44
LAST 12 Division I GAMES:																	
				246	H	Niagara	65	63	340	H	Iona	68	56				
				169	H	Marist	57	85	285	H	Canisius	48	60				
				197	A	Siena	41	44	64	H	Quinnipiac	55	76				
				269	H	Rider	63	56	340	A	Iona	62	56				
				248	A	Manhattan	53	63	345	H	Saint Peter's	51	44				
				345	A	Saint Peter's	47	67	258	A	Fairfield	55	61				

Monmouth

UMES

Average RPI Win: 316

Average RPI Loss: 167

WON-LOST RECORD

WINNING PCT. RANK

LAST 10 GAMES

STRENGTH OF SCHEDULE

OPP. STRENGTH OF SCHEDULE

TEAM RPI

ADJ. RPI

CONF. RPI

ADJ CONF. RPI

DIV. I ONLY

DIV. I NON-CONF.

5- 15

1- 8

293

313

4- 6

0- 1

216

97

317

132

300

282

300

282

31

30

31

30

TOTALS

RPI 1-25

RPI 26-50

W-L RECORDS

RPI 51-100

RPI 101-999

RPI 201+

5- 15

0- 1

0- 1

OVERALL

0- 1

5- 12

5- 7

4- 4

0- 0

0- 0

HOME

0- 0

4- 4

4- 3

1- 10

0- 1

0- 1

AWAY

0- 1

1- 7

1- 4

0- 1

0- 0

0- 0

NEUTRAL

0- 0

0- 1

0- 0

1- 8

0- 1

0- 1

NON-CONFERENCE

0- 1

1- 5

1- 2

1- 1

0- 0

0- 0

HOME

0- 0

1- 1

1- 1

0- 6

0- 1

0- 1

AWAY

0- 1

0- 3

0- 1

0- 1

0- 0

0- 0

NEUTRAL

0- 0

0- 1

0- 0

4- 7

0- 0

0- 0

CONFERENCE

0- 0

4- 7

4- 5

3- 3

0- 0

0- 0

HOME

0- 0

3- 3

3- 2

1- 4

0- 0

0- 0

AWAY

0- 0

1- 4

1- 3

0- 0

0- 0

0- 0

NEUTRAL

0- 0

0- 0

0- 0

RPI 1-25

RPI 26-50

RPI 51-100

RPI 101+ Team's RPI: 300

RPI S Opponent Score

21 A Buffalo 41 76

RPI S Opponent Score

37 A Syracuse 45 68

RPI S Opponent Score

53 A Virginia Tech 52 90

RPI S Opponent Score

101 A Wake Forest 50 92

108 A George Mason 68 82

129 A Bethune-Cookman 61 73

129 H Bethune-Cookman 48 55

152 N Binghamton 51 68

206 H Hampton 65 70

209 A East Carolina 54 64

217 H N. C. A&T 45 57

230 H Howard 58 52

262 H Mt. St. Mary's 63 66

265 A Morgan St. 50 63

303 A Coppin St. 63 69

318 A South Carolina St. 51 54

328 H UMBC 66 43

335 H N. C. Central 84 73

342 H Florida A&M 87 70

343 A Savannah St. 68 56

LAST 12 Division I GAMES:

129 A Bethune-Cookman 61 73

342 H Florida A&M 87 70

303 A Coppin St. 63 69

230 H Howard 58 52

335 H N. C. Central 84 73

217 H N. C. A&T 45 57

318 A South Carolina St. 51 54

343 A Savannah St. 68 56

129 H Bethune-Cookman 48 55

206 H Hampton 65 70

265 A Morgan St. 50 63

209 A East Carolina 54 64

Non-Div I Games:

Wesley 97 30

Alas. Anchorage 59 69

Valley Forge 92 38

UMES

Loss, Non-Conf, S Site, H Home A Away N Neutral

Page 300

Average RPI Win: 310

Average RPI Loss: 212

WON-LOST
RECORDWINNING
PCT. RANKLAST 10
GAMESSTRENGTH OF
SCHEDULEOPP. STRENGTH
OF SCHEDULETEAM
RPIADJ.
RPICONF.
RPIADJ CONF.
RPIDIV. I ONLY
DIV. I NON-CONF.6- 14
1- 7275
3104- 6
0- 0316
131349
333301
269301
26932
3232
32

TOTALS

RPI 1-25

RPI 26-50

W-L RECORDS

RPI 51-100

RPI 101-999

RPI 201+

6- 14

0- 0

0- 0

OVERALL

0- 0

6- 14

6- 6

2- 3

0- 0

0- 0

HOME

0- 0

2- 3

2- 3

4- 9

0- 0

0- 0

AWAY

0- 0

4- 4

4- 2

0- 2

0- 0

0- 0

NEUTRAL

0- 0

0- 2

0- 0

1- 7

0- 0

0- 0

NON-CONFERENCE

0- 0

1- 7

1- 0

0- 0

0- 0

0- 0

HOME

0- 0

0- 0

0- 0

1- 5

0- 0

0- 0

AWAY

0- 0

1- 5

1- 0

0- 2

0- 0

0- 0

NEUTRAL

0- 0

0- 2

0- 0

5- 7

0- 0

0- 0

CONFERENCE

0- 0

5- 7

5- 6

2- 3

0- 0

0- 0

HOME

0- 0

2- 3

2- 3

3- 4

0- 0

0- 0

AWAY

0- 0

3- 4

3- 3

0- 0

0- 0

0- 0

NEUTRAL

0- 0

0- 0

0- 0

RPI 1-25

RPI 26-50

RPI 51-100

RPI 101+

Team's RPI: 301

RPI S Opponent Score

RPI S Opponent Score

RPI S Opponent Score

RPI S Opponent Score

131 A Central Ark. 52 75

134 N SFA 79 83

157 A Louisi ana Tech 50 87

158 A Wi chi ta St. 46 87

160 A Louisi ana 47 67

177 A Southern U. 56 64

195 A Southern Mi ss. 67 72

196 N Oral Roberts 52 76

231 A Grambl ing 51 68

231 H Grambl ing 68 75

244 A Texas Southern 57 91

271 A Prai rie Vi ew 73 72

294 A Southeastern La. 84 77

305 H Al abama St. 73 41

309 A Jackson St. 69 94

309 H Jackson St. 51 74

317 H Al abama A&M 57 52

336 A Ark. -Pi ne Bl uff 80 77

338 A Mi ssi ssi ppi Val . 76 70

338 H Mi ssi ssi ppi Val . 61 62

LAST 12 Di vi si on I GAMES:

338 H Mi ssi ssi ppi Val . 61 62 336 A Ark. -Pi ne Bl uff 80 77

231 A Grambl ing 51 68 338 A Mi ssi ssi ppi Val . 76 70

309 A Jackson St. 69 94 231 H Grambl ing 68 75

177 A Southern U. 56 64 309 H Jackson St. 51 74

305 H Al abama St. 73 41 244 A Texas Southern 57 91

317 H Al abama A&M 57 52 271 A Prai rie Vi ew 73 72

Non-Di v I Games:

Tougal oo

76 64

Blue Mountain (MS) 76 35

LeMoyne-Owen

81 54

Al corn

Loss, Non-Conf, S Site, H Home A Away N Neutral

Average RPI Win:	246	WON-LOST	WINNING	LAST 10	STRENGTH OF	OPP. STRENGTH	TEAM	ADJ.	CONF.	ADJ CONF.
Average RPI Loss:	167	RECORD	PCT. RANK	GAMES	SCHEDULE	OF SCHEDULE	RPI	RPI	RPI	RPI
DIV. I ONLY	6- 18	293	3- 7	163	248	302	302	18	18	
DIV. I NON-CONF.	3- 10	285	1- 0	223	268	314	314	19	19	

TOTALS	RPI 1-25	RPI 26-50	W-L RECORDS	RPI 51-100	RPI 101-999	RPI 201+				
6- 18	0- 0	0- 3	OVERALL	1- 2	5- 13	4- 7				
6- 10	0- 0	0- 2	HOME	1- 1	5- 7	4- 3				
0- 8	0- 0	0- 1	AWAY	0- 1	0- 6	0- 4				
0- 0	0- 0	0- 0	NEUTRAL	0- 0	0- 0	0- 0				
3- 10	0- 0	0- 3	NON-CONFERENCE	0- 0	3- 7	3- 4				
3- 6	0- 0	0- 2	HOME	0- 0	3- 4	3- 2				
0- 4	0- 0	0- 1	AWAY	0- 0	0- 3	0- 2				
0- 0	0- 0	0- 0	NEUTRAL	0- 0	0- 0	0- 0				
3- 8	0- 0	0- 0	CONFERENCE	1- 2	2- 6	1- 3				
3- 4	0- 0	0- 0	HOME	1- 1	2- 3	1- 1				
0- 4	0- 0	0- 0	AWAY	0- 1	0- 3	0- 2				
0- 0	0- 0	0- 0	NEUTRAL	0- 0	0- 0	0- 0				

RPI	S	Opponent	Score	RPI	S	Opponent	Score	RPI	S	Opponent	Score	RPI	S	Opponent	Score	Team's RPI: 302
29	H	South Fla.	52 82	51	A	Western Ky.	47 101	113	H	Middle Tenn.	59 63					
41	H	FGCU	52 88	81	H	UAB	61 71	122	A	Georgetown	56 77					
44	A	Miami (FL)	69 77	96	H	Rice	68 58	129	H	Bethune-Cookman	59 77					
								135	H	UTEP	76 77					
								140	H	Clemson	65 67					
								157	H	Louisiana Tech	57 54					
								186	A	Charlotte	57 80					
								222	H	North Texas	46 92					
								230	A	Howard	62 69					
								265	A	Morgan St.	51 62					
								274	H	Vermont	80 70					
								281	H	North Dakota St.	68 71					
								283	A	Old Dominion	60 68					
								306	H	Charleston So.	77 70					
								310	H	Air Force	70 69					
								317	H	Alabama A&M	51 58					
								334	A	Marshall	75 78					
								334	H	Marshall	67 54					
LAST 12 Division I GAMES:																
113	H	Middle Tenn.	59 63	157	H	Louisiana Tech	57 54									
222	H	North Texas	46 92	96	H	Rice	68 58									
186	A	Charlotte	57 80	51	A	Western Ky.	47 101									
283	A	Old Dominion	60 68	334	H	Marshall	67 54									
334	A	Marshall	75 78	135	H	UTEP	76 77									
81	H	UAB	61 71	274	H	Vermont	80 70									

Non-Div I Games:

FIU

Average RPI Win: 305

Average RPI Loss: 179

WON-LOST
RECORDWINNING
PCT. RANKLAST 10
GAMESSTRENGTH OF
SCHEDULEOPP. STRENGTH
OF SCHEDULETEAM
RPIADJ.
RPICONF.
RPIADJ CONF.
RPI

DIV. I ONLY	6- 17	292	5- 5	218	331	303	303	31	31
DIV. I NON-CONF.	1- 11	331	0- 1	91	191	288	288	30	30

TOTALS	RPI 1-25	RPI 26-50	W-L RECORDS	RPI 51-100	RPI 101-999	RPI 201+			
6- 17	0- 3	0- 0	OVERALL	0- 1	6- 13	6- 8			
6- 1	0- 1	0- 0	HOME	0- 0	6- 0	6- 0			
0- 14	0- 0	0- 0	AWAY	0- 0	0- 3	0- 3			
0- 2	0- 1	0- 0	NEUTRAL	0- 0	0- 1	0- 1			
1- 11	0- 3	0- 0	NON-CONFERENCE	0- 1	1- 7	1- 4			
1- 1	0- 1	0- 0	HOME	0- 0	1- 0	1- 0			
0- 8	0- 1	0- 0	AWAY	0- 1	0- 6	0- 3			
0- 2	0- 1	0- 0	NEUTRAL	0- 0	0- 1	0- 1			
5- 6	0- 0	0- 0	CONFERENCE	0- 0	5- 6	5- 4			
5- 0	0- 0	0- 0	HOME	0- 0	5- 0	5- 0			
0- 6	0- 0	0- 0	AWAY	0- 0	0- 6	0- 4			
0- 0	0- 0	0- 0	NEUTRAL	0- 0	0- 0	0- 0			

RPI 1-25				RPI 26-50				RPI 51-100				RPI 101+ Team's RPI: 303			
RPI	S	Opponent	Score	RPI	S	Opponent	Score	RPI	S	Opponent	Score	RPI	S	Opponent	Score
7	A	Baylor	54 100					52	A	West Virginia	43 101	113	A	Middle Tenn.	39 69
15	H	Maryland	49 113									129	A	Bethune-Cookman	38 64
18	N	Missouri	50 73									134	A	SFA	59 72
												186	A	Charlotte	49 78
												199	A	Norfolk St.	57 71
												206	A	Hampton	35 67
												217	A	N. C. A&T	63 64
												248	N	Manhattan	56 74
												262	H	Mt. St. Mary's	68 54
												265	H	Morgan St.	55 53
												283	A	Old Dominion	67 75
												284	A	VCU	47 62
												300	H	UMES	69 63
												306	A	Charleston So.	58 72
												318	A	South Carolina St.	65 67
												318	H	South Carolina St.	56 39
												335	A	N. C. Central	52 60
												342	H	Florida A&M	62 56
												343	H	Savannah St.	66 57
LAST 12 Division I GAMES:															
318	A	South Carolina St.	65 67	217	A	N. C. A&T	63 64								
129	A	Bethune-Cookman	38 64	335	A	N. C. Central	52 60								
206	A	Hampton	35 67	342	H	Florida A&M	62 56								
300	H	UMES	69 63	343	H	Savannah St.	66 57								
318	H	South Carolina St.	56 39	199	A	Norfolk St.	57 71								
265	H	Morgan St.	55 53	15	H	Maryland	49 113								

Non-Div I Games:

Coppin St.

Loss,
Non-Conf,
S Site,
H Home
A Away
N Neutral

Average RPI Win: **260**
 Average RPI Loss: **179**

WON-LOST
RECORD

WINNING
PCT. RANK

LAST 10
GAMES

STRENGTH OF
SCHEDULE

OPP. STRENGTH
OF SCHEDULE

TEAM
RPI

ADJ.
RPI

CONF.
RPI

ADJ CONF.
RPI

DIV. I ONLY	7- 16	271	2- 7	283	207	304	304	17	17
DIV. I NON-CONF.	4- 8	239	0- 0	316	302	310	310	16	16

TOTALS	RPI 1-25	RPI 26-50	W-L RECORDS	RPI 51-100	RPI 101-999	RPI 201+			
7- 16	0- 2	0- 0	OVERALL	0- 3	7- 11	5- 9			
5- 8	0- 0	0- 0	HOME	0- 2	5- 6	3- 5			
2- 8	0- 2	0- 0	AWAY	0- 1	2- 5	2- 4			
0- 0	0- 0	0- 0	NEUTRAL	0- 0	0- 0	0- 0			
4- 8	0- 2	0- 0	NON-CONFERENCE	0- 0	4- 6	4- 6			
3- 3	0- 0	0- 0	HOME	0- 0	3- 3	3- 3			
1- 5	0- 2	0- 0	AWAY	0- 0	1- 3	1- 3			
0- 0	0- 0	0- 0	NEUTRAL	0- 0	0- 0	0- 0			
3- 8	0- 0	0- 0	CONFERENCE	0- 3	3- 5	1- 3			
2- 5	0- 0	0- 0	HOME	0- 2	2- 3	0- 2			
1- 3	0- 0	0- 0	AWAY	0- 1	1- 2	1- 1			
0- 0	0- 0	0- 0	NEUTRAL	0- 0	0- 0	0- 0			

RPI 1-25				RPI 26-50				RPI 51-100				RPI 101+ Team's RPI: 304			
RPI	S	Opponent	Score	RPI	S	Opponent	Score	RPI	S	Opponent	Score	RPI	S	Opponent	Score
16	A	South Carolina	60 94					54	A	Mercer	39 80	126	H	ETSU	58 61
23	A	Georgia	56 95					54	H	Mercer	46 71	162	A	Samford	77 81
								98	H	Chattanooga	47 54	162	H	Samford	58 46
												188	H	Furman	79 48
												220	A	Gardner-Webb	55 73
												221	A	UNCG	51 66
												221	H	UNCG	75 81
												229	H	Omaha	60 64
												238	H	North Florida	69 57
												247	H	UNC Asheville	70 68
												257	A	Col. of Charleston	51 59
												275	A	Coastal Caro.	51 67
												282	H	UNCW	60 65
												306	H	Charleston So.	45 68
												312	A	Western Caro.	54 48
												312	H	Western Caro.	62 68
												335	H	N. C. Central	77 56
												341	A	Winthrop	73 68

LAST 12 Division I GAMES:															
221	H	UNCG	75 81	98	H	Chattanooga	47 54								
312	H	Western Caro.	62 68	312	A	Western Caro.	54 48								
54	A	Mercer	39 80	221	A	UNCG	51 66								
162	A	Samford	77 81	162	H	Samford	58 46								
188	H	Furman	79 48	54	H	Mercer	46 71								
126	H	ETSU	58 61	238	H	North Florida	69 57								

Non-Div I Games:

Brevard

85 46

Southern Wesleyan

104 57

Bob Jones

96 54

Wofford

Loss, **Non-Conf**, **S Site**, **H Home** **A Away** **N Neutral**

Average RPI Win:	324	WON-LOST	WINNING	LAST 10	STRENGTH OF	OPP. STRENGTH	TEAM	ADJ.	CONF.	ADJ CONF.
Average RPI Loss:	178	RECORD	PCT. RANK	GAMES	SCHEDULE	OF SCHEDULE	RPI	RPI	RPI	RPI
DIV. I ONLY	6- 16	288	5- 5	270	338	305	305	32	32	
DIV. I NON-CONF.	1- 9	318	0- 0	28	173	249	249	32	32	

TOTALS	RPI 1-25	RPI 26-50	W-L RECORDS	RPI 51-100	RPI 101-999	RPI 201+				
6- 16	0- 2	0- 1	OVERALL	0- 1	6- 12	6- 6				
4- 4	0- 0	0- 0	HOME	0- 0	4- 4	4- 2				
2- 11	0- 2	0- 1	AWAY	0- 1	2- 7	2- 4				
0- 1	0- 0	0- 0	NEUTRAL	0- 0	0- 1	0- 0				
1- 9	0- 2	0- 1	NON-CONFERENCE	0- 1	1- 5	1- 0				
1- 2	0- 0	0- 0	HOME	0- 0	1- 2	1- 0				
0- 6	0- 2	0- 1	AWAY	0- 1	0- 2	0- 0				
0- 1	0- 0	0- 0	NEUTRAL	0- 0	0- 1	0- 0				
5- 7	0- 0	0- 0	CONFERENCE	0- 0	5- 7	5- 6				
3- 2	0- 0	0- 0	HOME	0- 0	3- 2	3- 2				
2- 5	0- 0	0- 0	AWAY	0- 0	2- 5	2- 4				
0- 0	0- 0	0- 0	NEUTRAL	0- 0	0- 0	0- 0				

RPI 1-25				RPI 26-50				RPI 51-100				RPI 101+ Team's RPI: 305			
RPI	S	Opponent	Score	RPI	S	Opponent	Score	RPI	S	Opponent	Score	RPI	S	Opponent	Score
8	A	Tennessee	51 104	44	A	Miami (FL)	31 79	81	A	UAB	44 61	124	H	South Ala.	47 59
16	A	South Carolina	31 99									134	N	SFA	50 77
												162	A	Samford	39 58
												168	H	Troy	63 93
												177	A	Southern U.	58 66
												195	A	Southern Miss.	35 72
												231	A	Grambling	71 93
												244	H	Texas Southern	39 71
												271	H	Prairie View	70 68
												301	A	Alcorn	41 73
												309	A	Jackson St.	61 70
												317	A	Alabama A&M	55 44
												317	H	Alabama A&M	69 78
												336	A	Ark. -Pine Bluff	53 55
												336	H	Ark. -Pine Bluff	63 54
												338	A	Mississippi Val.	70 62
												338	H	Mississippi Val.	76 41
												343	H	Savannah St.	81 61

LAST 12 Division I GAMES:															
317	A	Alabama A&M	55 44	177	A	Southern U.	58 66								
336	A	Ark. -Pine Bluff	53 55	317	H	Alabama A&M	69 78								
338	A	Mississippi Val.	70 62	336	H	Ark. -Pine Bluff	63 54								
244	H	Texas Southern	39 71	338	H	Mississippi Val.	76 41								
271	H	Prairie View	70 68	231	A	Grambling	71 93								
301	A	Alcorn	41 73	309	A	Jackson St.	61 70								

Non-Div I Games: Mobile 61 50

Alabama St.

■ Loss,
 ■ Non-Conf,
 ■ S Site,
 ■ Home
 ■ Away
 N Neutral

Average RPI Win:	309	WON-LOST	WINNING	LAST 10	STRENGTH OF	OPP. STRENGTH	TEAM	ADJ.	CONF.	ADJ CONF.
Average RPI Loss:	194	RECORD	PCT. RANK	GAMES	SCHEDULE	OF SCHEDULE	RPI	RPI	RPI	RPI

DIV. I ONLY	7- 13	258	4- 6	323	334	306	306	27	27
DIV. I NON-CONF.	2- 6	280	0- 0	328	276	334	334	28	28
TOTALS	RPI 1-25	RPI 26-50	W-L RECORDS	RPI 51-100	RPI 101-999	RPI 201+			
7- 13	0- 0	0- 0	OVERALL	0- 2	7- 11	7- 6			
4- 5	0- 0	0- 0	HOME	0- 0	4- 5	4- 3			
3- 7	0- 0	0- 0	AWAY	0- 0	3- 3	3- 2			
0- 1	0- 0	0- 0	NEUTRAL	0- 0	0- 1	0- 0			
2- 6	0- 0	0- 0	NON-CONFERENCE	0- 1	2- 5	2- 3			
1- 2	0- 0	0- 0	HOME	0- 0	1- 2	1- 2			
1- 3	0- 0	0- 0	AWAY	0- 1	1- 2	1- 1			
0- 1	0- 0	0- 0	NEUTRAL	0- 0	0- 1	0- 0			
5- 7	0- 0	0- 0	CONFERENCE	0- 1	5- 6	5- 3			
3- 3	0- 0	0- 0	HOME	0- 0	3- 3	3- 1			
2- 4	0- 0	0- 0	AWAY	0- 1	2- 3	2- 2			
0- 0	0- 0	0- 0	NEUTRAL	0- 0	0- 0	0- 0			

RPI 1-25	RPI 26-50	RPI 51-100	RPI 101+	Team's RPI: 306
RPI S Opponent Score	RPI S Opponent Score	RPI S Opponent Score	RPI S Opponent Score	
		66 A Georgi a Tech 51 78	140 A Clemson 30 66	
		87 A Li berty 53 63	155 A Radford 57 74	
			155 H Radford 56 61	
			156 H Hi gh Poi nt 74 75	
			161 N Hartford 43 62	
			220 A Gardner-Webb 52 68	
			247 H UNC Asheville 61 78	
			249 A Campbell 49 58	
			249 H Campbell 63 59	
			261 H Li pscomb 54 58	
			270 A Presbyteri an 64 61	
			302 A FIU 70 77	
			303 H Coppin St. 72 58	
			304 A Wofford 68 45	
			318 H South Carolina St. 58 60	
			341 H Winthrop 81 45	
			349 A Longwood 78 61	
			349 H Longwood 73 57	
LAST 12 Division I GAMES:				
155 A Radford 57 74	220 A Gardner-Webb 52 68			
249 H Campbell 63 59	341 H Winthrop 81 45			
349 A Longwood 78 61	155 H Radford 56 61			
270 A Presbyteri an 64 61	249 A Campbell 49 58			
156 H Hi gh Poi nt 74 75	87 A Li berty 53 63			
247 H UNC Asheville 61 78	349 H Longwood 73 57			

Non-Div I Games: Erskine 79 43 Southern Wesleyan 94 56

Charleston So.

Average RPI Win: 272		WON-LOST	WINNING	LAST 10	STRENGTH OF	OPP. STRENGTH	TEAM	ADJ.	CONF.	ADJ CONF.
Average RPI Loss: 186		RECORD	PCT. RANK	GAMES	SCHEDULE	OF SCHEDULE	RPI	RPI	RPI	RPI
DIV. I ONLY		7- 15	269	3- 7	312	224	307	307	25	25
DIV. I NON-CONF.		2- 6	280	0- 0	302	73	294	294	27	27
TOTALS		RPI 1-25	RPI 26-50	W-L RECORDS	RPI 51-100	RPI 101-999	RPI 201+			
7- 15	0- 0		0- 0	OVERALL	0- 2	7- 13	7- 7			
5- 6	0- 0		0- 0	HOME	0- 2	5- 4	5- 1			
2- 9	0- 0		0- 0	AWAY	0- 0	2- 9	2- 6			
0- 0	0- 0		0- 0	NEUTRAL	0- 0	0- 0	0- 0			
2- 6	0- 0		0- 0	NON-CONFERENCE	0- 1	2- 5	2- 2			
1- 2	0- 0		0- 0	HOME	0- 1	1- 1	1- 0			
1- 4	0- 0		0- 0	AWAY	0- 0	1- 4	1- 2			
0- 0	0- 0		0- 0	NEUTRAL	0- 0	0- 0	0- 0			
5- 9	0- 0		0- 0	CONFERENCE	0- 1	5- 8	5- 5			
4- 4	0- 0		0- 0	HOME	0- 1	4- 3	4- 1			
1- 5	0- 0		0- 0	AWAY	0- 0	1- 5	1- 4			
0- 0	0- 0		0- 0	NEUTRAL	0- 0	0- 0	0- 0			

[illegible]

Non-Div I Games:	Ohio Christian	69	45
------------------	----------------	----	----

Eastern Ky.

■ Loss, ■ Non-Conf, S Site, H Home A Away N Neutral

Average RPI Win:	207	WON-LOST	WINNING	LAST 10	STRENGTH OF	OPP. STRENGTH	TEAM	ADJ.	CONF.	ADJ CONF.
Average RPI Loss:	166	RECORD	PCT. RANK	GAMES	SCHEDULE	OF SCHEDULE	RPI	RPI	RPI	RPI

DIV. I ONLY	4- 19	318	2- 8	138	211	308	308	13	13
DIV. I NON-CONF.	2- 7	286	0- 0	230	331	328	328	11	11

TOTALS	RPI 1-25	RPI 26-50	W-L RECORDS	RPI 51-100	RPI 101-999	RPI 201+			
4- 19	0- 0	0- 2	OVERALL	1- 0	3- 17	2- 5			
4- 10	0- 0	0- 1	HOME	1- 0	3- 9	2- 2			
0- 9	0- 0	0- 1	AWAY	0- 0	0- 8	0- 3			
0- 0	0- 0	0- 0	NEUTRAL	0- 0	0- 0	0- 0			
2- 7	0- 0	0- 0	NON-CONFERENCE	0- 0	2- 7	2- 1			
2- 4	0- 0	0- 0	HOME	0- 0	2- 4	2- 0			
0- 3	0- 0	0- 0	AWAY	0- 0	0- 3	0- 1			
0- 0	0- 0	0- 0	NEUTRAL	0- 0	0- 0	0- 0			
2- 12	0- 0	0- 2	CONFERENCE	1- 0	1- 10	0- 4			
2- 6	0- 0	0- 1	HOME	1- 0	1- 5	0- 2			
0- 6	0- 0	0- 1	AWAY	0- 0	0- 5	0- 2			
0- 0	0- 0	0- 0	NEUTRAL	0- 0	0- 0	0- 0			

RPI	S	Opponent	Score	RPI	S	Opponent	Score	RPI	S	Opponent	Score	RPI	S	Opponent	Score
50	A	Gonzaga	36 75	50	H	Gonzaga	56 70	75	H	Saint Mary's (CA)	68 65	123	H	Saint Francis (PA)	101 106
												125	H	BYU	58 72
												138	H	Portland St.	71 77
												149	A	Loyola Marymount	55 76
												149	H	Loyola Marymount	60 63
												150	H	Weber St.	70 91
												151	A	San Francisco	75 84
												151	H	San Francisco	63 76
												167	A	Washington	67 93
												173	A	Pacific	55 91
												173	H	Pacific	89 67
												174	A	UC Irvine	52 63
												176	H	Boise St.	47 73
												205	A	San Diego	52 59
												205	H	San Diego	60 75
												227	A	Pepperdine	79 83
												253	H	Hawaii	76 47
												276	H	Santa Clara	43 50
												313	A	Cal St. Fullerton	61 66
												327	H	Utah Valley	71 64

LAST 12 Division I GAMES:															
173	H	Pacific	89 67	149	H	Loyola Marymount	60 63								
151	H	San Francisco	63 76	205	H	San Diego	60 75								
149	A	Loyola Marymount	55 76	173	A	Pacific	55 91								
227	A	Pepperdine	79 83	50	H	Gonzaga	56 70								
75	H	Saint Mary's (CA)	68 65	276	H	Santa Clara	43 50								
50	A	Gonzaga	36 75	205	A	San Diego	52 59								

Non-Div I Games: Willamette 72 52 Warner Pacific 95 59

Portland

Average RPI Win:	303	WON-LOST	WINNING	LAST 10	STRENGTH OF	OPP. STRENGTH	TEAM	ADJ.	CONF.	ADJ CONF.
Average RPI Loss:	244	RECORD	PCT. RANK	GAMES	SCHEDULE	OF SCHEDULE	RPI	RPI	RPI	RPI
DIV. I ONLY	9- 8	159	5- 5	349	342	309	309	32	32	
DIV. I NON-CONF.	2- 3	214	0- 0	349	245	344	344	32	32	

TOTALS	RPI 1-25	RPI 26-50	W-L RECORDS	RPI 51-100	RPI 101-999	RPI 201+				
9- 8	0- 0	0- 0	OVERALL	0- 0	9- 8	9- 5				
5- 3	0- 0	0- 0	HOME	0- 0	5- 3	5- 2				
4- 5	0- 0	0- 0	AWAY	0- 0	4- 0	4- 0				
0- 0	0- 0	0- 0	NEUTRAL	0- 0	0- 0	0- 0				
2- 3	0- 0	0- 0	NON-CONFERENCE	0- 0	2- 3	2- 2				
0- 1	0- 0	0- 0	HOME	0- 0	0- 1	0- 1				
2- 2	0- 0	0- 0	AWAY	0- 0	2- 2	2- 1				
0- 0	0- 0	0- 0	NEUTRAL	0- 0	0- 0	0- 0				
7- 5	0- 0	0- 0	CONFERENCE	0- 0	7- 5	7- 3				
5- 2	0- 0	0- 0	HOME	0- 0	5- 2	5- 1				
2- 3	0- 0	0- 0	AWAY	0- 0	2- 3	2- 2				
0- 0	0- 0	0- 0	NEUTRAL	0- 0	0- 0	0- 0				

RPI 1-25				RPI 26-50				RPI 51-100				RPI 101+ Team's RPI: 309			
RPI	S	Opponent	Score	RPI	S	Opponent	Score	RPI	S	Opponent	Score	RPI	S	Opponent	Score
												177	A	Southern U.	76 86
												177	H	Southern U.	58 68
												191	A	Memphi s	53 64
												231	H	Grambli ng	82 70
												244	A	Texas Southern	66 71
												244	H	Texas Southern	74 77
												251	H	Ni choll s St.	64 90
												271	H	Prai ri e Vi ew	70 61
												301	A	Al corn	74 51
												301	H	Al corn	94 69
												305	H	Al abama St.	70 61
												317	H	Al abama A&M	59 43
												324	A	III. -Chi cago	76 63
												331	A	Sam Houston St.	68 74
												336	A	Ark. -Pi ne Bl uff	60 54
												338	A	Mi ssi ssi ppi Val .	61 72
												339	A	Chi cago St.	87 69
LAST 12 Division I GAMES:															
244	A	Texas Southern	66 71	271	H	Prai ri e Vi ew	70 61								
177	H	Southern U.	58 68	244	H	Texas Southern	74 77								
301	H	Al corn	94 69	177	A	Southern U.	76 86								
336	A	Ark. -Pi ne Bl uff	60 54	301	A	Al corn	74 51								
338	A	Mi ssi ssi ppi Val .	61 72	317	H	Al abama A&M	59 43								
231	H	Grambli ng	82 70	305	H	Al abama St.	70 61								

Non-Div I Games: Philander Smith 88 56 Millsaps 79 41 LSU-Shreveport 85 86 Spring Hill 77 50 Jackson St.

Average RPI Win:	275	WON-LOST	WINNING	LAST 10	STRENGTH OF	OPP. STRENGTH	TEAM	ADJ.	CONF.	ADJ CONF.
Average RPI Loss:	155	RECORD	PCT. RANK	GAMES	SCHEDULE	OF SCHEDULE	RPI	RPI	RPI	RPI
DIV. I ONLY	2- 20	338	2- 8	109	203	310	310	16	16	
DIV. I NON-CONF.	0- 10	337	0- 0	101	274	317	317	15	15	

TOTALS	RPI 1-25	RPI 26-50	W-L RECORDS	RPI 51-100	RPI 101-999	RPI 201+				
2- 20	0- 1	0- 0	OVERALL	0- 4	2- 15	2- 3				
2- 9	0- 1	0- 0	HOME	0- 1	2- 7	2- 1				
0- 11	0- 0	0- 0	AWAY	0- 3	0- 8	0- 2				
0- 0	0- 0	0- 0	NEUTRAL	0- 0	0- 0	0- 0				
0- 10	0- 1	0- 0	NON-CONFERENCE	0- 1	0- 8	0- 2				
0- 5	0- 1	0- 0	HOME	0- 0	0- 4	0- 0				
0- 5	0- 0	0- 0	AWAY	0- 1	0- 4	0- 2				
0- 0	0- 0	0- 0	NEUTRAL	0- 0	0- 0	0- 0				
2- 10	0- 0	0- 0	CONFERENCE	0- 3	2- 7	2- 1				
2- 4	0- 0	0- 0	HOME	0- 1	2- 3	2- 1				
0- 6	0- 0	0- 0	AWAY	0- 2	0- 4	0- 0				
0- 0	0- 0	0- 0	NEUTRAL	0- 0	0- 0	0- 0				

RPI 1-25				RPI 26-50				RPI 51-100				RPI 101+ Team's RPI: 310			
RPI	S	Opponent	Score	RPI	S	Opponent	Score	RPI	S	Opponent	Score	RPI	S	Opponent	Score
4	H	Louisville	50 62					82	A	Navy	64 71	116	A	Colorado St.	50 61
								86	A	New Mexico	49 57	116	H	Colorado St.	39 40
								86	H	New Mexico	59 88	141	H	Colorado	43 68
								90	A	UNLV	57 69	142	A	SIUE	40 76
												148	A	Fresno St.	48 64
												148	H	Fresno St.	58 64
												150	A	Weber St.	52 62
												176	A	Boise St.	46 49
												179	H	Army West Point	59 65
												181	H	Denver	54 75
												182	H	Eastern Wash.	63 65
												189	A	Nevada	60 70
												252	H	San Diego St.	61 51
												254	H	San Jose St.	74 75
												297	H	Utah St.	57 50
												302	A	FIU	69 70
												327	A	Utah Valley	56 59

LAST 12 Division I GAMES:															
				86	A	New Mexico	49 57	116	H	Colorado St.	39 40				
				116	A	Colorado St.	50 61	254	H	San Jose St.	74 75				
				252	H	San Diego St.	61 51	90	A	UNLV	57 69				
				148	A	Fresno St.	48 64	189	A	Nevada	60 70				
				176	A	Boise St.	46 49	148	H	Fresno St.	58 64				
				297	H	Utah St.	57 50	86	H	New Mexico	59 88				

Non-Div I Games: Colo. Christian 66 68

Air Force

Average RPI Win: 298

Average RPI Loss: 173

WON-LOST
RECORDWINNING
PCT. RANKLAST 10
GAMESSTRENGTH OF
SCHEDULEOPP. STRENGTH
OF SCHEDULETEAM
RPIADJ.
RPICONF.
RPIADJ CONF.
RPIDIV. I ONLY
DIV. I NON-CONF.3- 17
1- 6325
3062- 8
0- 0169
104304
114311
240311
24026
2526
25

TOTALS

RPI 1-25

RPI 26-50

W-L RECORDS

RPI 51-100

RPI 101-999

RPI 201+

3- 17

0- 1

0- 1

OVERALL

0- 1

3- 14

3- 8

2- 6

0- 0

0- 0

HOME

0- 0

2- 6

2- 3

1- 10

0- 0

0- 0

AWAY

0- 0

1- 1

1- 0

0- 1

0- 0

0- 0

NEUTRAL

0- 0

0- 1

0- 1

1- 6

0- 1

0- 1

NON-CONFERENCE

0- 1

1- 3

1- 1

0- 1

0- 0

0- 0

HOME

0- 0

0- 1

0- 0

1- 4

0- 1

0- 1

AWAY

0- 1

1- 1

1- 0

0- 1

0- 0

0- 0

NEUTRAL

0- 0

0- 1

0- 1

2- 11

0- 0

0- 0

CONFERENCE

0- 0

2- 11

2- 7

2- 5

0- 0

0- 0

HOME

0- 0

2- 5

2- 3

0- 6

0- 0

0- 0

AWAY

0- 0

0- 6

0- 4

0- 0

0- 0

0- 0

NEUTRAL

0- 0

0- 0

0- 0

RPI 1-25

RPI 26-50

RPI 51-100

RPI 101+

Team's RPI: 311

RPI	S	Opponent	Score
9	A	Texas	44 68

RPI	S	Opponent	Score
45	A	Oklahoma St.	44 78

RPI	S	Opponent	Score
60	A	TCU	51 89

RPI	S	Opponent	Score
110	A	Lamar University	44 71
118	A	Ole Miss	44 75
131	H	Central Ark.	53 61
134	A	SFA	48 83
134	H	SFA	62 70
195	H	Southern Miss.	59 71
215	A	Abilene Christian	41 80
226	A	New Orleans	63 81
226	H	New Orleans	52 47
244	N	Texas Southern	43 56
251	H	Nicholls St.	63 79
256	H	A&M-Corpus Christi	56 62
260	A	McNeese	67 72
260	H	McNeese	44 60
294	A	Southeastern La.	65 71
331	H	Sam Houston St.	63 60
337	A	La.-Monroe	70 48

LAST 12 Division I GAMES:

134	A	SFA	48 83	294	A	Southeastern La.	65 71
110	A	Lamar University	44 71	331	H	Sam Houston St.	63 60
260	H	McNeese	44 60	215	A	Abilene Christian	41 80
226	H	New Orleans	52 47	134	H	SFA	62 70
131	H	Central Ark.	53 61	256	H	A&M-Corpus Christi	56 62
226	A	New Orleans	63 81	260	A	McNeese	67 72

Non-Div I Games:

LeTourneau

82 39

LSU-Shreveport

62 42

LSU-Alexandria

85 55

Central Baptist

87 22

Northwestern St.

Loss,
 Non-Conf,
 S Site,
 H Home
A Away
 N Neutral

Average RPI Win:	235	WON-LOST	WINNING	LAST 10	STRENGTH OF	OPP. STRENGTH	TEAM	ADJ.	CONF.	ADJ CONF.
Average RPI Loss:	179	RECORD	PCT. RANK	GAMES	SCHEDULE	OF SCHEDULE	RPI	RPI	RPI	RPI
DIV. I ONLY	3- 21	331	1- 8	150	278	312	312	17	17	
DIV. I NON-CONF.	2- 11	305	0- 0	163	338	312	312	16	16	

TOTALS	RPI 1-25	RPI 26-50	W-L RECORDS	RPI 51-100	RPI 101-999	RPI 201+				
3- 21	0- 2	0- 0	OVERALL	0- 3	3- 16	2- 8				
2- 8	0- 0	0- 0	HOME	0- 1	2- 7	1- 4				
1- 13	0- 2	0- 0	AWAY	0- 2	1- 9	1- 4				
0- 0	0- 0	0- 0	NEUTRAL	0- 0	0- 0	0- 0				
2- 11	0- 2	0- 0	NON-CONFERENCE	0- 0	2- 9	1- 6				
2- 3	0- 0	0- 0	HOME	0- 0	2- 3	1- 2				
0- 8	0- 2	0- 0	AWAY	0- 0	0- 6	0- 4				
0- 0	0- 0	0- 0	NEUTRAL	0- 0	0- 0	0- 0				
1- 10	0- 0	0- 0	CONFERENCE	0- 3	1- 7	1- 2				
0- 5	0- 0	0- 0	HOME	0- 1	0- 4	0- 2				
1- 5	0- 0	0- 0	AWAY	0- 2	1- 3	1- 0				
0- 0	0- 0	0- 0	NEUTRAL	0- 0	0- 0	0- 0				

RPI 1-25				RPI 26-50				RPI 51-100				RPI 101+ Team's RPI: 312			
RPI	S	Opponent	Score	RPI	S	Opponent	Score	RPI	S	Opponent	Score	RPI	S	Opponent	Score
16	A	South Carolina	43 101					54	A	Mercer	50 72	126	A	ETSU	50 66
23	A	Georgia	50 76					98	A	Chattanooga	32 47	126	H	ETSU	46 76
								98	H	Chattanooga	41 58	155	H	Radford	39 27
												156	A	High Point	69 75
												159	H	Davidson	57 70
												162	A	Samford	54 62
												188	A	Furman	46 66
												188	H	Furman	59 68
												194	A	UT Martin	54 62
												217	A	N. C. A&T	59 68
												220	A	Gardner-Webb	67 70
												221	H	UNCG	67 88
												247	H	UNC Asheville	62 52
												249	A	Campbell	51 58
												304	A	Wofford	68 62
												304	H	Wofford	48 54
												307	H	Eastern Ky.	59 62
												318	A	South Carolina St.	45 75
												342	H	Florida A&M	63 80

LAST 12 Division I GAMES:															
188	A	Furman	46 66	162	A	Samford	54 62								
304	A	Wofford	68 62	304	H	Wofford	48 54								
126	H	ETSU	46 76	188	H	Furman	59 68								
98	H	Chattanooga	41 58	98	A	Chattanooga	32 47								
221	H	UNCG	67 88	126	A	ETSU	50 66								
54	A	Mercer	50 72	220	A	Gardner-Webb	67 70								

Non-Div I Games: Warren Wilson 114 54 Brevard 79 34

Western Caro.

Cal St. Fullerton				Through Games Of Feb. 10, 2018						
Average RPI Win:	298	WON-LOST	WINNING	LAST 10	STRENGTH OF	OPP. STRENGTH	TEAM	ADJ.	CONF.	ADJ CONF.
Average RPI Loss:	189	RECORD	PCT. RANK	GAMES	SCHEDULE	OF SCHEDULE	RPI	RPI	RPI	RPI
DIV. I ONLY	6- 16	288	2- 8	299	271	313	313	21	21	
DIV. I NON-CONF.	4- 8	239	1- 1	304	328	287	287	20	20	

TOTALS	RPI 1-25		RPI 26-50		W-L RECORDS	RPI 51-100	RPI 101-999		RPI 201+	
6- 16	0- 0		0- 0		OVERALL	0- 1	6- 15		6- 8	
4- 6	0- 0		0- 0		HOME	0- 0	4- 6		4- 2	
2- 9	0- 0		0- 0		AWAY	0- 1	2- 8		2- 6	
0- 1	0- 0		0- 0		NEUTRAL	0- 0	0- 1		0- 0	
4- 8	0- 0		0- 0		NON-CONFERENCE	0- 0	4- 8		4- 3	
2- 2	0- 0		0- 0		HOME	0- 0	2- 2		2- 0	
2- 5	0- 0		0- 0		AWAY	0- 0	2- 5		2- 3	
0- 1	0- 0		0- 0		NEUTRAL	0- 0	0- 1		0- 0	
2- 8	0- 0		0- 0		CONFERENCE	0- 1	2- 7		2- 5	
2- 4	0- 0		0- 0		HOME	0- 0	2- 4		2- 2	
0- 4	0- 0		0- 0		AWAY	0- 1	0- 3		0- 3	
0- 0	0- 0		0- 0		NEUTRAL	0- 0	0- 0		0- 0	

RPI 1-25				RPI 26-50				RPI 51-100				RPI 101+ Team's RPI: 313					
RPI	S	Opponent	Score	RPI	S	Opponent	Score	RPI	S	Opponent	Score	RPI	S	Opponent	Score		
								56	A	UC Davis	53	67	135	H	UTEP	91	92
													147	A	Idaho	60	80
													154	H	Cal Poly	63	72
													173	A	Pacific	65	81
													174	H	UC Irvine	60	76
													181	H	Denver	58	83
													196	N	Oral Roberts	50	60
													202	A	CSUN	41	65
													202	H	CSUN	68	70
													204	H	UC Santa Barbara	52	59
													224	A	CSU Bakersfield	43	55
													232	A	UC Riverside	50	63
													239	A	Montana	47	68
													252	A	San Diego St.	58	59
													253	A	Hawaii	54	59
													253	H	Hawaii	69	57
													276	A	Santa Clara	73	69
													295	H	UTSA	55	46
													308	H	Portland	66	61
													326	H	Long Beach St.	67	61
													327	A	Utah Valley	73	36
LAST 12 Division I GAMES:																	
				204	H	UC Santa Barbara	52	59	232	A	UC Riverside	50	63				
				253	A	Hawaii	54	59	326	H	Long Beach St.	67	61				
				174	H	UC Irvine	60	76	202	H	CSUN	68	70				
				154	H	Cal Poly	63	72	253	H	Hawaii	69	57				
				56	A	UC Davis	53	67	135	H	UTEP	91	92				
				202	A	CSUN	41	65	327	A	Utah Valley	73	36				

Non-Div I Games: Antelope Valley 74 48

Cal St. Fullerton

Average RPI Win:	291	WON-LOST	WINNING	LAST 10	STRENGTH OF	OPP. STRENGTH	TEAM	ADJ.	CONF.	ADJ CONF.
Average RPI Loss:	177	RECORD	PCT. RANK	GAMES	SCHEDULE	OF SCHEDULE	RPI	RPI	RPI	RPI

DIV. I ONLY	2- 20	338	1- 9	134	325	314	314	26	26
DIV. I NON-CONF.	0- 10	337	0- 0	21	305	275	275	25	25
TOTALS	RPI 1-25	RPI 26-50	W-L RECORDS	RPI 51-100	RPI 101-999	RPI 201+			
2- 20	0- 0	0- 1	OVERALL	0- 4	2- 15	2- 9			
1- 8	0- 0	0- 0	HOME	0- 1	1- 7	1- 5			
1- 12	0- 0	0- 0	AWAY	0- 0	1- 2	1- 1			
0- 0	0- 0	0- 0	NEUTRAL	0- 0	0- 0	0- 0			
0- 10	0- 0	0- 1	NON-CONFERENCE	0- 4	0- 5	0- 2			
0- 3	0- 0	0- 0	HOME	0- 1	0- 2	0- 1			
0- 7	0- 0	0- 1	AWAY	0- 3	0- 3	0- 1			
0- 0	0- 0	0- 0	NEUTRAL	0- 0	0- 0	0- 0			
2- 10	0- 0	0- 0	CONFERENCE	0- 0	2- 10	2- 7			
1- 5	0- 0	0- 0	HOME	0- 0	1- 5	1- 4			
1- 5	0- 0	0- 0	AWAY	0- 0	1- 5	1- 3			
0- 0	0- 0	0- 0	NEUTRAL	0- 0	0- 0	0- 0			

RPI 1-25	RPI 26-50	RPI 51-100	RPI 101+	Team's RPI: 314
RPI S Opponent Score	RPI S Opponent Score	RPI S Opponent Score	RPI S Opponent Score	
	45 A Oklahoma St. 35 86	63 A Houston 67 98	110 A Lamar University 54 77	
		74 H South Dakota 51 81	131 H Central Ark. 35 57	
		89 A Utah 31 90	134 A SFA 49 60	
		96 A Rice 43 60	150 A Weber St. 55 79	
			153 H Texas St. 33 74	
			178 A UT Arlington 48 61	
			215 A Abilene Christian 56 58	
			226 A New Orleans 50 52	
			226 H New Orleans 45 72	
			228 A Texas Tech 54 80	
			251 H Nicholls St. 64 62	
			256 H A&M-Corpus Christi 58 62	
			260 H McNeese 57 66	
			286 H Massachusetts 45 64	
			294 A Southeastern La. 54 65	
			322 H Houston Baptist 56 58	
			331 A Sam Houston St. 56 49	
LAST 12 Division I GAMES:				
215 A Abilene Christian 56 58	110 A Lamar University 54 77			
294 A Southeastern La. 54 65	134 A SFA 49 60			
256 H A&M-Corpus Christi 58 62	131 H Central Ark. 35 57			
226 H New Orleans 45 72	331 A Sam Houston St. 56 49			
322 H Houston Baptist 56 58	251 H Nicholls St. 64 62			
226 A New Orleans 50 52	260 H McNeese 57 66			

Non-Div I Games: Mary Hardin-Baylor 76 58

Incarnate Word

Average RPI Win:	290	WON-LOST	WINNING	LAST 10	STRENGTH OF	OPP. STRENGTH	TEAM	ADJ.	CONF.	ADJ CONF.
Average RPI Loss:	165	RECORD	PCT. RANK	GAMES	SCHEDULE	OF SCHEDULE	RPI	RPI	RPI	RPI
DIV. I ONLY	3- 18	327	1- 9	159	263	315	315	14	14	
DIV. I NON-CONF.	2- 8	290	0- 1	291	307	336	336	17	17	

TOTALS	RPI 1-25	RPI 26-50	W-L RECORDS	RPI 51-100	RPI 101-999	RPI 201+				
3- 18	0- 0	0- 2	OVERALL	0- 3	3- 13	3- 6				
3- 6	0- 0	0- 0	HOME	0- 1	3- 5	3- 1				
0- 12	0- 0	0- 2	AWAY	0- 2	0- 8	0- 5				
0- 0	0- 0	0- 0	NEUTRAL	0- 0	0- 0	0- 0				
2- 8	0- 0	0- 1	NON-CONFERENCE	0- 1	2- 6	2- 5				
2- 2	0- 0	0- 0	HOME	0- 0	2- 2	2- 1				
0- 6	0- 0	0- 1	AWAY	0- 1	0- 4	0- 4				
0- 0	0- 0	0- 0	NEUTRAL	0- 0	0- 0	0- 0				
1- 10	0- 0	0- 1	CONFERENCE	0- 2	1- 7	1- 1				
1- 4	0- 0	0- 0	HOME	0- 1	1- 3	1- 0				
0- 6	0- 0	0- 1	AWAY	0- 1	0- 4	0- 1				
0- 0	0- 0	0- 0	NEUTRAL	0- 0	0- 0	0- 0				

RPI 1-25				RPI 26-50				RPI 51-100				RPI 101+ Team's RPI: 315			
RPI	S	Opponent	Score	RPI	S	Opponent	Score	RPI	S	Opponent	Score	RPI	S	Opponent	Score
35	A	Michigan	45 77	72	A	Belmont	42 74	107	A	Western Ill.	44 91				
39	A	South Dakota St.	49 105	74	A	South Dakota	43 85	107	H	Western Ill.	64 100				
				74	H	South Dakota	60 79	111	H	Milwaukee	48 60				
								181	A	Denver	65 86				
								181	H	Denver	55 73				
								196	A	Oral Roberts	45 66				
								196	H	Oral Roberts	48 73				
								211	A	Illinois	50 64				
								212	A	Xavier	50 62				
								229	H	Omaha	76 65				
								275	A	Coastal Caro.	58 67				
								281	A	North Dakota St.	56 72				
								289	A	Valparaiso	50 68				
								296	H	Loyola Chicago	79 70				
								324	H	Ill.-Chicago	51 67				
								344	H	Eastern Ill.	93 77				
LAST 12 Division I GAMES:															
74	H	South Dakota	60 79	74	A	South Dakota	43 85								
181	A	Denver	65 86	229	H	Omaha	76 65								
196	A	Oral Roberts	45 66	181	H	Denver	55 73								
39	A	South Dakota St.	49 105	196	H	Oral Roberts	48 73								
281	A	North Dakota St.	56 72	107	H	Western Ill.	64 100								
107	A	Western Ill.	44 91	289	A	Valparaiso	50 68								

Non-Div I Games: Quincy 73 72 Maryville (MO) 70 76 Findlay 55 75

Fort Wayne

Average RPI Win:	324	WON-LOST	WINNING	LAST 10	STRENGTH OF	OPP. STRENGTH	TEAM	ADJ.	CONF.	ADJ CONF.
Average RPI Loss:	139	RECORD	PCT. RANK	GAMES	SCHEDULE	OF SCHEDULE	RPI	RPI	RPI	RPI

DIV. I ONLY	1- 23	347	1- 9	152	113	316	316	11	11
DIV. I NON-CONF.	0- 11	337	0- 0	211	44	335	335	14	14

TOTALS	RPI 1-25	RPI 26-50	W-L RECORDS	RPI 51-100	RPI 101-999	RPI 201+			
1- 23	0- 1	0- 1	OVERALL	0- 6	1- 15	1- 6			
0- 11	0- 1	0- 1	HOME	0- 3	0- 6	0- 2			
1- 10	0- 0	0- 0	AWAY	0- 3	1- 7	1- 3			
0- 2	0- 0	0- 0	NEUTRAL	0- 0	0- 2	0- 1			
0- 11	0- 0	0- 1	NON-CONFERENCE	0- 3	0- 7	0- 3			
0- 5	0- 0	0- 1	HOME	0- 2	0- 2	0- 1			
0- 4	0- 0	0- 0	AWAY	0- 1	0- 3	0- 1			
0- 2	0- 0	0- 0	NEUTRAL	0- 0	0- 2	0- 1			
1- 12	0- 1	0- 0	CONFERENCE	0- 3	1- 8	1- 3			
0- 6	0- 1	0- 0	HOME	0- 1	0- 4	0- 1			
1- 6	0- 0	0- 0	AWAY	0- 2	1- 4	1- 2			
0- 0	0- 0	0- 0	NEUTRAL	0- 0	0- 0	0- 0			

RPI	S	Opponent	Score	RPI	S	Opponent	Score	RPI	S	Opponent	Score	RPI	S	Opponent	Score	Team's RPI: 316
12	H	Green Bay	27 85	35	H	Michigan	50 86	62	H	Michigan St.	60 97	109	A	Western Mich.	62 74	
								65	H	Toledo	64 81	111	H	Milwaukee	61 70	
								68	A	IUPUI	62 90	127	A	Cleveland St.	50 75	
								93	A	Miami (OH)	64 91	127	H	Cleveland St.	76 90	
								97	A	Wright St.	55 85	140	N	Clemson	44 72	
								97	H	Wright St.	60 88	143	A	Kent St.	74 82	
												190	A	Youngstown St.	59 76	
												190	H	Youngstown St.	52 72	
												200	H	Eastern Mich.	76 78	
												203	H	Bowling Green	81 85	
												211	A	Illinois	65 73	
												216	A	Oakland	50 83	
												222	N	North Texas	57 63	
												243	A	Northern Ky.	60 64	
												243	H	Northern Ky.	67 78	
												324	A	Ill. -Chicago	61 58	
LAST 12 Division I GAMES:																
243	A	Northern Ky.	60 64	12	H	Green Bay	27 85	324	A	Ill. -Chicago	61 58	68	A	IUPUI	62 90	
97	A	Wright St.	55 85					97	H	Wright St.	60 88	243	H	Northern Ky.	67 78	
190	H	Youngstown St.	52 72									127	A	Cleveland St.	50 75	
127	H	Cleveland St.	76 90													
216	A	Oakland	50 83													
111	H	Milwaukee	61 70													

Non-Div I Games:

Detroit Mercy

Average RPI Win:	321	WON-LOST	WINNING	LAST 10	STRENGTH OF	OPP. STRENGTH	TEAM	ADJ.	CONF.	ADJ CONF.
Average RPI Loss:	230	RECORD	PCT. RANK	GAMES	SCHEDULE	OF SCHEDULE	RPI	RPI	RPI	RPI
DIV. I ONLY	9- 14	237	4- 6	347	345	317	317	32	32	
DIV. I NON-CONF.	5- 6	187	0- 0	307	339	245	245	32	32	

TOTALS	RPI 1-25	RPI 26-50	W-L RECORDS	RPI 51-100	RPI 101-999	RPI 201+				
9- 14	0- 0	0- 0	OVERALL	0- 2	9- 12	9- 10				
4- 4	0- 0	0- 0	HOME	0- 0	4- 4	4- 4				
5- 9	0- 0	0- 0	AWAY	0- 0	5- 6	5- 6				
0- 1	0- 0	0- 0	NEUTRAL	0- 0	0- 1	0- 0				
5- 6	0- 0	0- 0	NON-CONFERENCE	0- 2	5- 4	5- 3				
2- 1	0- 0	0- 0	HOME	0- 0	2- 1	2- 1				
3- 4	0- 0	0- 0	AWAY	0- 2	3- 2	3- 2				
0- 1	0- 0	0- 0	NEUTRAL	0- 0	0- 1	0- 0				
4- 8	0- 0	0- 0	CONFERENCE	0- 0	4- 8	4- 7				
2- 3	0- 0	0- 0	HOME	0- 0	2- 3	2- 3				
2- 5	0- 0	0- 0	AWAY	0- 0	2- 5	2- 4				
0- 0	0- 0	0- 0	NEUTRAL	0- 0	0- 0	0- 0				

RPI 1-25				RPI 26-50				RPI 51-100				RPI 101+				Team's RPI: 317	
RPI	S	Opponent	Score	RPI	S	Opponent	Score	RPI	S	Opponent	Score	RPI	S	Opponent	Score		
								81	A	UAB	58	85	161	N	Hartford	47	56
								100	A	Al abama	32	90	177	A	Southern U.	62	77
												210	A	Jacksonville St.	33	49	
												231	A	Grambl ing	49	78	
												236	H	Austin Peay	52	55	
												244	H	Texas Southern	49	55	
												261	A	Lipscomb	50	66	
												271	H	Prai rie View	48	55	
												292	H	Murray St.	71	54	
												294	A	Southeastern La.	76	74	
												301	A	Al corn	52	57	
												302	A	FIU	58	51	
												305	A	Al abama St.	78	69	
												305	H	Al abama St.	44	55	
												309	A	Jackson St.	43	59	
												332	A	Tennessee St.	77	75	
												336	A	Ark. -Pi ne Bl uff	48	57	
												336	H	Ark. -Pi ne Bl uff	52	49	
												338	A	Mi ssi ssi ppi Val .	57	49	
												338	H	Mi ssi ssi ppi Val .	65	48	
												348	H	Evansvi lle	70	56	
LAST 12 Di vi si on I GAMES:																	
305	H	Al abama St.	44	55	301	A	Al corn	52	57								
338	A	Mi ssi ssi ppi Val .	57	49	305	A	Al abama St.	78	69								
336	A	Ark. -Pi ne Bl uff	48	57	338	H	Mi ssi ssi ppi Val .	65	48								
271	H	Prai rie View	48	55	336	H	Ark. -Pi ne Bl uff	52	49								
244	H	Texas Southern	49	55	309	A	Jackson St.	43	59								
177	A	Southern U.	62	77	231	A	Grambl ing	49	78								

Non-Div I Games:

Al abama A&M

Average RPI Win:	302	WON-LOST	WINNING	LAST 10	STRENGTH OF	OPP. STRENGTH	TEAM	ADJ.	CONF.	ADJ CONF.
Average RPI Loss:	216	RECORD	PCT. RANK	GAMES	SCHEDULE	OF SCHEDULE	RPI	RPI	RPI	RPI
DIV. I ONLY	7- 14	264	4- 6	346	282	318	318	31	31	
DIV. I NON-CONF.	3- 7	254	0- 1	341	195	313	313	30	30	

TOTALS	RPI 1-25	RPI 26-50	W-L RECORDS	RPI 51-100	RPI 101-999	RPI 201+				
7- 14	0- 0	0- 0	OVERALL	0- 2	7- 12	7- 8				
4- 4	0- 0	0- 0	HOME	0- 0	4- 4	4- 3				
3- 10	0- 0	0- 0	AWAY	0- 0	3- 1	3- 1				
0- 0	0- 0	0- 0	NEUTRAL	0- 0	0- 0	0- 0				
3- 7	0- 0	0- 0	NON-CONFERENCE	0- 2	3- 5	3- 3				
1- 1	0- 0	0- 0	HOME	0- 0	1- 1	1- 1				
2- 6	0- 0	0- 0	AWAY	0- 2	2- 4	2- 2				
0- 0	0- 0	0- 0	NEUTRAL	0- 0	0- 0	0- 0				
4- 7	0- 0	0- 0	CONFERENCE	0- 0	4- 7	4- 5				
3- 3	0- 0	0- 0	HOME	0- 0	3- 3	3- 2				
1- 4	0- 0	0- 0	AWAY	0- 0	1- 4	1- 3				
0- 0	0- 0	0- 0	NEUTRAL	0- 0	0- 0	0- 0				

RPI 1-25				RPI 26-50				RPI 51-100				RPI 101+ Team's RPI: 318			
RPI	S	Opponent	Score	RPI	S	Opponent	Score	RPI	S	Opponent	Score	RPI	S	Opponent	Score
								54	A	Mercer	53 74	129	A	Bethune-Cookman	50 68
								66	A	Georgia Tech	40 86	140	A	Clemson	48 56
												186	A	Charlotte	49 64
												199	H	Norfolk St.	67 71
												206	H	Hampton	78 70
												217	H	N. C. A&T	54 74
												230	H	Howard	58 68
												265	A	Morgan St.	55 65
												283	A	Old Dominion	35 52
												290	A	USC Upstate	44 63
												300	H	UMES	54 51
												303	A	Coppin St.	39 56
												303	H	Coppin St.	67 65
												306	A	Charleston So.	60 58
												312	H	Western Caro.	75 45
												325	H	Ga. Southern	58 61
												330	A	Delaware St.	44 58
												341	A	Winthrop	65 37
												343	A	Savannah St.	71 60

LAST 12 Division I GAMES:															
				217	H	N. C. A&T	54 74					199	H	Norfolk St.	67 71
				303	H	Coppin St.	67 65					300	H	UMES	54 51
				343	A	Savannah St.	71 60					230	H	Howard	58 68
				265	A	Morgan St.	55 65					330	A	Delaware St.	44 58
				303	A	Coppin St.	39 56					129	A	Bethune-Cookman	50 68
				206	H	Hampton	78 70					283	A	Old Dominion	35 52

Non-Div I Games: Johnson & Wales (NC) 40 Columbia Int'l 82 38

South Carolina St.

Average RPI Win:	289	WON-LOST	WINNING	LAST 10	STRENGTH OF	OPP. STRENGTH	TEAM	ADJ.	CONF.	ADJ CONF.
Average RPI Loss:	167	RECORD	PCT. RANK	GAMES	SCHEDULE	OF SCHEDULE	RPI	RPI	RPI	RPI
DIV. I ONLY	4- 18	312	2- 8	208	206	319	319	23	23	
DIV. I NON-CONF.	2- 7	286	0- 0	183	110	283	283	23	23	

TOTALS	RPI 1-25	RPI 26-50	W-L RECORDS	RPI 51-100	RPI 101-999	RPI 201+				
4- 18	0- 1	0- 0	OVERALL	0- 2	4- 15	4- 5				
4- 7	0- 0	0- 0	HOME	0- 1	4- 6	4- 1				
0- 11	0- 0	0- 0	AWAY	0- 0	0- 0	0- 0				
0- 0	0- 0	0- 0	NEUTRAL	0- 0	0- 0	0- 0				
2- 7	0- 1	0- 0	NON-CONFERENCE	0- 2	2- 4	2- 3				
2- 2	0- 0	0- 0	HOME	0- 1	2- 1	2- 1				
0- 5	0- 1	0- 0	AWAY	0- 1	0- 3	0- 2				
0- 0	0- 0	0- 0	NEUTRAL	0- 0	0- 0	0- 0				
2- 11	0- 0	0- 0	CONFERENCE	0- 0	2- 11	2- 2				
2- 5	0- 0	0- 0	HOME	0- 0	2- 5	2- 0				
0- 6	0- 0	0- 0	AWAY	0- 0	0- 6	0- 2				
0- 0	0- 0	0- 0	NEUTRAL	0- 0	0- 0	0- 0				

RPI 1-25				RPI 26-50				RPI 51-100				RPI 101+				Team's RPI: 319
RPI	S	Opponent	Score	RPI	S	Opponent	Score	RPI	S	Opponent	Score	RPI	S	Opponent	Score	
3	A	Mississippi St.	50 106					51	H	Western Ky.	63 74	115	A	Little Rock	47 54	
								66	A	Georgia Tech	51 75	115	H	Little Rock	50 65	
												124	A	South Ala.	52 88	
												153	H	Texas St.	63 83	
												160	H	Louisiana	60 75	
												165	A	Florida	66 82	
												168	A	Troy	86 90	
												178	H	UT Arlington	76 81	
												187	A	Arkansas St.	63 76	
												187	H	Arkansas St.	58 75	
												210	H	Jacksonville St.	55 41	
												214	H	Fla. Atlantic	50 82	
												272	A	Appalachian St.	62 77	
												275	A	Coastal Caro.	49 64	
												282	A	UNCW	62 74	
												284	H	VCU	61 56	
												287	A	Kennesaw St.	61 71	
												325	H	Ga. Southern	71 56	
												337	H	La. -Monroe	70 57	
LAST 12 Division I GAMES:																
337	H	La. -Monroe	70 57	325	H	Ga. Southern	71 56									
160	H	Louisiana	60 75	275	A	Coastal Caro.	49 64									
115	A	Little Rock	47 54	272	A	Appalachian St.	62 77									
187	A	Arkansas St.	63 76	187	H	Arkansas St.	58 75									
153	H	Texas St.	63 83	115	H	Little Rock	50 65									
178	H	UT Arlington	76 81	168	A	Troy	86 90									

Non-Div I Games: Allen 101 56 North Greenville 91 89

Georgia St.

Loss,
Non-Conf,
S Site,
H Home
A Away
N Neutral

Average RPI Win:	232	WON-LOST	WINNING	LAST 10	STRENGTH OF	OPP. STRENGTH	TEAM	ADJ.	CONF.	ADJ CONF.
Average RPI Loss:	199	RECORD	PCT. RANK	GAMES	SCHEDULE	OF SCHEDULE	RPI	RPI	RPI	RPI
DIV. I ONLY	4- 18	312	2- 8	222	335	320	320	19	19	
DIV. I NON-CONF.	2- 8	290	0- 0	201	334	306	306	13	13	

TOTALS	RPI 1-25	RPI 26-50	W-L RECORDS	RPI 51-100	RPI 101-999	RPI 201+				
4- 18	0- 0	0- 0	OVERALL	0- 1	4- 17	2- 9				
2- 8	0- 0	0- 0	HOME	0- 1	2- 7	1- 5				
1- 10	0- 0	0- 0	AWAY	0- 0	1- 10	1- 4				
1- 0	0- 0	0- 0	NEUTRAL	0- 0	1- 0	0- 0				
2- 8	0- 0	0- 0	NON-CONFERENCE	0- 1	2- 7	1- 4				
1- 4	0- 0	0- 0	HOME	0- 1	1- 3	1- 2				
0- 4	0- 0	0- 0	AWAY	0- 0	0- 4	0- 2				
1- 0	0- 0	0- 0	NEUTRAL	0- 0	1- 0	0- 0				
2- 10	0- 0	0- 0	CONFERENCE	0- 0	2- 10	1- 5				
1- 4	0- 0	0- 0	HOME	0- 0	1- 4	0- 3				
1- 6	0- 0	0- 0	AWAY	0- 0	1- 6	1- 2				
0- 0	0- 0	0- 0	NEUTRAL	0- 0	0- 0	0- 0				

RPI 1-25				RPI 26-50				RPI 51-100				RPI 101+				Team's RPI: 320	
RPI	S	Opponent	Score	RPI	S	Opponent	Score	RPI	S	Opponent	Score	RPI	S	Opponent	Score		
								96	H	Rice	83	88	144	A	Idaho St.	59	76
													144	H	Idaho St.	55	75
													147	A	Idaho	68	83
													150	A	Weber St.	63	77
													150	H	Weber St.	76	75
													154	H	Cal Poly	73	89
													176	N	Boise St.	62	60
													181	A	Denver	73	80
													182	A	Eastern Wash.	62	82
													190	A	Youngstown St.	67	69
													202	A	CSUN	69	78
													204	H	UC Santa Barbara	93	96
													235	A	Montana St.	39	81
													235	H	Montana St.	56	78
													239	A	Montana	62	70
													239	H	Montana	52	69
													253	A	Hawai i	68	84
													263	H	Grand Canyon	54	72
													279	H	Arizona	84	66
													323	A	Southern Utah	72	55
													323	H	Southern Utah	57	60

LAST 12 Division I GAMES:																	
				323	A	Southern Utah	72	55	182	A	Eastern Wash.	62	82				
				150	A	Weber St.	63	77	323	H	Southern Utah	57	60				
				144	A	Idaho St.	59	76	144	H	Idaho St.	55	75				
				239	H	Montana	52	69	150	H	Weber St.	76	75				
				235	H	Montana St.	56	78	235	A	Montana St.	39	81				
				147	A	Idaho	68	83	239	A	Montana	62	70				

Non-Div I Games: Antelope Valley 104 49

Northern Ariz.

Average RPI Win: 294	WON-LOST RECORD	WINNING PCT. RANK	LAST 10 GAMES	STRENGTH OF SCHEDULE	OPP. STRENGTH OF SCHEDULE	TEAM RPI	ADJ. RPI	CONF. RPI	ADJ CONF. RPI
Average RPI Loss: 214									
DIV. I ONLY	8- 13	246	1- 9	331	340	321	321	30	30
DIV. I NON-CONF.	7- 5	132	1- 2	317	310	232	232	31	31

TOTALS	RPI 1-25	RPI 26-50	W-L RECORDS	RPI 51-100	RPI 101-999	RPI 201+			
8- 13	0- 0	0- 2	OVERALL	0- 0	8- 11	8- 10			
7- 5	0- 0	0- 1	HOME	0- 0	7- 4	7- 4			
1- 8	0- 0	0- 1	AWAY	0- 0	1- 7	1- 6			
0- 0	0- 0	0- 0	NEUTRAL	0- 0	0- 0	0- 0			
7- 5	0- 0	0- 2	NON-CONFERENCE	0- 0	7- 3	7- 2			
6- 1	0- 0	0- 1	HOME	0- 0	6- 0	6- 0			
1- 4	0- 0	0- 1	AWAY	0- 0	1- 3	1- 2			
0- 0	0- 0	0- 0	NEUTRAL	0- 0	0- 0	0- 0			
1- 8	0- 0	0- 0	CONFERENCE	0- 0	1- 8	1- 8			
1- 4	0- 0	0- 0	HOME	0- 0	1- 4	1- 4			
0- 4	0- 0	0- 0	AWAY	0- 0	0- 4	0- 4			
0- 0	0- 0	0- 0	NEUTRAL	0- 0	0- 0	0- 0			

UTRGV

UTRGV

RPI	S	Opponent	Score	RPI	S	Opponent	Score	RPI	S	Opponent	Score	RPI	S	Opponent	Score
45	A	Oklahoma St.	38 80	48	H	Southern California	64 71					184	A	Wisconsin	54 82
												219	A	Seattle U	56 64
												224	A	CSU Bakersfield	30 71
												224	H	CSU Bakersfield	64 67
												228	A	Texas Tech	64 80
												240	H	New Mexico St.	77 79
												256	A	A&M-Corpus Christi	41 71
												256	H	A&M-Corpus Christi	56 53
												263	A	Grand Canyon	58 59
												263	H	Grand Canyon	59 65
												266	H	UMKC	52 54
												271	H	Prairie View	78 62
												281	A	North Dakota St.	82 79
												285	H	Canisius	63 46
												286	H	Massachusetts	67 59
												295	H	UTSA	70 58
												327	A	Utah Valley	60 69
												339	H	Chicago St.	81 44
												342	H	Florida A&M	51 38
LAST 12 Division I GAMES:															
224	A	CSU Bakersfield	30 71	263	H	Grand Canyon	59 65	224	H	CSU Bakersfield	64 67				
263	A	Grand Canyon	58 59	266	H	UMKC	52 54	48	H	Southern California	64 71				
240	H	New Mexico St.	77 79	285	H	Canisius	63 46	228	A	Texas Tech	64 80				
339	H	Chicago St.	81 44												
219	A	Seattle U	56 64												
327	A	Utah Valley	60 69												

Non-Div I Games: Texas Lutheran 78 43 Concordia (TX) 67 49 Trinity (TX) 62 57

UTRGV

Loss, Non-Conf, S Site, H Home A Away N Neutral

Average RPI Win:	323	WON-LOST	WINNING	LAST 10	STRENGTH OF	OPP. STRENGTH	TEAM	ADJ.	CONF.	ADJ CONF.
Average RPI Loss:	192	RECORD	PCT. RANK	GAMES	SCHEDULE	OF SCHEDULE	RPI	RPI	RPI	RPI
DIV. I ONLY	2- 16	334	2- 8	224	336	322	322	26	26	
DIV. I NON-CONF.	0- 6	337	0- 0	73	325	307	307	25	25	

TOTALS	RPI 1-25	RPI 26-50	W-L RECORDS	RPI 51-100	RPI 101-999	RPI 201+				
2- 16	0- 0	0- 1	OVERALL	0- 1	2- 14	2- 8				
0- 5	0- 0	0- 0	HOME	0- 0	0- 5	0- 3				
2- 11	0- 0	0- 1	AWAY	0- 1	2- 9	2- 5				
0- 0	0- 0	0- 0	NEUTRAL	0- 0	0- 0	0- 0				
0- 6	0- 0	0- 1	NON-CONFERENCE	0- 1	0- 4	0- 1				
0- 0	0- 0	0- 0	HOME	0- 0	0- 0	0- 0				
0- 6	0- 0	0- 1	AWAY	0- 1	0- 4	0- 1				
0- 0	0- 0	0- 0	NEUTRAL	0- 0	0- 0	0- 0				
2- 10	0- 0	0- 0	CONFERENCE	0- 0	2- 10	2- 7				
0- 5	0- 0	0- 0	HOME	0- 0	0- 5	0- 3				
2- 5	0- 0	0- 0	AWAY	0- 0	2- 5	2- 4				
0- 0	0- 0	0- 0	NEUTRAL	0- 0	0- 0	0- 0				

RPI 1-25				RPI 26-50				RPI 51-100				RPI 101+ Team's RPI: 322			
RPI	S	Opponent	Score	RPI	S	Opponent	Score	RPI	S	Opponent	Score	RPI	S	Opponent	Score
				29	A	South Fla.	43 90	96	A	Rice	45 67	110	H	Lamar University	51 79
												131	A	Central Ark.	56 64
												134	H	SFA	54 76
												135	A	UTEP	62 69
												157	A	Louisiana Tech	62 85
												196	A	Oral Roberts	56 78
												215	A	Abilene Christian	68 80
												226	A	New Orleans	52 70
												251	A	Nicholls St.	45 63
												251	H	Nicholls St.	61 73
												256	A	A&M-Corpus Christi	49 50
												260	H	McNeese	74 86
												294	H	Southeastern La.	61 76
												314	A	Incarnate Word	58 56
												331	A	Sam Houston St.	69 61
												337	A	La.-Monroe	73 77

LAST 12 Division I GAMES:															
				251	A	Nicholls St.	45 63	294	H	Southeastern La.	61 76				
				131	A	Central Ark.	56 64	331	A	Sam Houston St.	69 61				
				134	H	SFA	54 76	215	A	Abilene Christian	68 80				
				256	A	A&M-Corpus Christi	49 50	251	H	Nicholls St.	61 73				
				314	A	Incarnate Word	58 56	226	A	New Orleans	52 70				
				260	H	McNeese	74 86	110	H	Lamar University	51 79				

Non-Div I Games: LeTourneau 88 43 Paul Quinn 74 54 Jarvis Christian 78 30 Huston-Tillotson 76 72 Houston Baptist

Average RPI Win:	254	WON-LOST	WINNING	LAST 10	STRENGTH OF	OPP. STRENGTH	TEAM	ADJ.	CONF.	ADJ CONF.
Average RPI Loss:	193	RECORD	PCT. RANK	GAMES	SCHEDULE	OF SCHEDULE	RPI	RPI	RPI	RPI
DIV. I ONLY	3- 20	330	2- 8	178	341	323	323	19	19	
DIV. I NON-CONF.	1- 10	327	0- 0	136	336	318	318	13	13	

TOTALS	RPI 1-25	RPI 26-50	W-L RECORDS	RPI 51-100	RPI 101-999	RPI 201+				
3- 20	0- 1	0- 0	OVERALL	0- 1	3- 18	2- 10				
2- 8	0- 0	0- 0	HOME	0- 1	2- 7	1- 4				
1- 12	0- 1	0- 0	AWAY	0- 0	1- 11	1- 6				
0- 0	0- 0	0- 0	NEUTRAL	0- 0	0- 0	0- 0				
1- 10	0- 1	0- 0	NON-CONFERENCE	0- 1	1- 8	1- 5				
1- 4	0- 0	0- 0	HOME	0- 1	1- 3	1- 1				
0- 6	0- 1	0- 0	AWAY	0- 0	0- 5	0- 4				
0- 0	0- 0	0- 0	NEUTRAL	0- 0	0- 0	0- 0				
2- 10	0- 0	0- 0	CONFERENCE	0- 0	2- 10	1- 5				
1- 4	0- 0	0- 0	HOME	0- 0	1- 4	0- 3				
1- 6	0- 0	0- 0	AWAY	0- 0	1- 6	1- 2				
0- 0	0- 0	0- 0	NEUTRAL	0- 0	0- 0	0- 0				

RPI 1-25				RPI 26-50				RPI 51-100				RPI 101+				Team's RPI: 323
RPI	S	Opponent	Score	RPI	S	Opponent	Score	RPI	S	Opponent	Score	RPI	S	Opponent	Score	
10	A	Oregon	38 98					56	H	UC Davis	59 85	125	A	BYU	67 75	
												144	A	Idaho St.	39 66	
												144	H	Idaho St.	76 70	
												147	A	Idaho	51 74	
												150	A	Weber St.	50 65	
												150	H	Weber St.	64 77	
												152	H	Binghamton	66 72	
												174	H	UC Irvine	64 71	
												182	A	Eastern Wash.	41 58	
												205	A	San Diego	59 72	
												224	H	CSU Bakersfield	45 46	
												235	A	Montana St.	71 91	
												235	H	Montana St.	57 63	
												239	A	Montana	71 81	
												239	H	Montana	65 74	
												263	A	Grand Canyon	54 59	
												279	A	Arizona	74 76	
												297	H	Utah St.	70 67	
												320	A	Northern Ariz.	60 57	
												320	H	Northern Ariz.	55 72	
												327	A	Utah Valley	61 69	

LAST 12 Division I GAMES:																
320	H	Northern Ariz.	55 72	147	A	Idaho	51 74									
144	A	Idaho St.	39 66	320	A	Northern Ariz.	60 57									
150	A	Weber St.	50 65	150	H	Weber St.	64 77									
235	H	Montana St.	57 63	144	H	Idaho St.	76 70									
239	H	Montana	65 74	239	A	Montana	71 81									
182	A	Eastern Wash.	41 58	235	A	Montana St.	71 91									

Non-Div I Games:

Southern Utah

Average RPI Win:	270	WON-LOST	WINNING	LAST 10	STRENGTH OF	OPP. STRENGTH	TEAM	ADJ.	CONF.	ADJ CONF.
Average RPI Loss:	177	RECORD	PCT. RANK	GAMES	SCHEDULE	OF SCHEDULE	RPI	RPI	RPI	RPI
DIV. I ONLY	5- 17	303	0- 10	268	259	324	324	11	11	
DIV. I NON-CONF.	5- 4	146	0- 0	346	346	323	323	14	14	

TOTALS	RPI 1-25	RPI 26-50	W-L RECORDS	RPI 51-100	RPI 101-999	RPI 201+				
5- 17	0- 1	0- 0	OVERALL	0- 3	5- 13	4- 7				
4- 8	0- 0	0- 0	HOME	0- 1	4- 7	3- 4				
1- 9	0- 1	0- 0	AWAY	0- 2	1- 6	1- 3				
0- 0	0- 0	0- 0	NEUTRAL	0- 0	0- 0	0- 0				
5- 4	0- 0	0- 0	NON-CONFERENCE	0- 0	5- 4	4- 4				
4- 2	0- 0	0- 0	HOME	0- 0	4- 2	3- 2				
1- 2	0- 0	0- 0	AWAY	0- 0	1- 2	1- 2				
0- 0	0- 0	0- 0	NEUTRAL	0- 0	0- 0	0- 0				
0- 13	0- 1	0- 0	CONFERENCE	0- 3	0- 9	0- 3				
0- 6	0- 0	0- 0	HOME	0- 1	0- 5	0- 2				
0- 7	0- 1	0- 0	AWAY	0- 2	0- 4	0- 1				
0- 0	0- 0	0- 0	NEUTRAL	0- 0	0- 0	0- 0				

RPI 1-25				RPI 26-50				RPI 51-100				RPI 101+				Team's RPI: 324
RPI	S	Opponent	Score	RPI	S	Opponent	Score	RPI	S	Opponent	Score	RPI	S	Opponent	Score	
12	A	Green Bay	36 65					68	A	IUPUI	43 68	111	A	Milwaukee	44 59	
								68	H	IUPUI	46 82	111	H	Milwaukee	53 76	
								97	A	Wright St.	50 60	127	A	Cleveland St.	67 70	
												127	H	Cleveland St.	42 64	
												190	A	Youngstown St.	63 76	
												190	H	Youngstown St.	52 71	
												200	H	Eastern Mich.	73 70	
												216	H	Oakland	63 67	
												222	H	North Texas	70 67	
												243	A	Northern Ky.	53 61	
												250	A	Bradley	48 58	
												264	H	Indiana St.	55 46	
												276	H	Santa Clara	36 45	
												296	A	Loyola Chicago	55 57	
												309	H	Jackson St.	63 76	
												315	A	Fort Wayne	67 51	
												316	H	Detroit Mercy	58 61	
												348	H	Evansville	96 77	

LAST 12 Division I GAMES:																
190	H	Youngstown St.	52 71	97	A	Wright St.	50 60	111	H	Milwaukee	53 76					
127	H	Cleveland St.	42 64	316	H	Detroit Mercy	58 61	216	H	Oakland	63 67					
68	A	IUPUI	43 68	127	A	Cleveland St.	67 70	190	A	Youngstown St.	63 76					
111	A	Milwaukee	44 59													
12	A	Green Bay	36 65													
243	A	Northern Ky.	53 61													

Non-Div I Games: Bethel (IN) 66 46 Ind.-Northwest 74 56

Average RPI Win:	278	WON-LOST	WINNING	LAST 10	STRENGTH OF	OPP. STRENGTH	TEAM	ADJ.	CONF.	ADJ CONF.
Average RPI Loss:	179	RECORD	PCT. RANK	GAMES	SCHEDULE	OF SCHEDULE	RPI	RPI	RPI	RPI
DIV. I ONLY	3- 19	328	2- 8	194	299	325	325	23	23	
DIV. I NON-CONF.	1- 8	313	0- 0	149	330	295	295	23	23	

TOTALS	RPI 1-25	RPI 26-50	W-L RECORDS	RPI 51-100	RPI 101-999	RPI 201+				
3- 19	0- 0	0- 1	OVERALL	0- 3	3- 15	2- 7				
2- 9	0- 0	0- 0	HOME	0- 2	2- 7	1- 3				
1- 10	0- 0	0- 1	AWAY	0- 1	1- 8	1- 4				
0- 0	0- 0	0- 0	NEUTRAL	0- 0	0- 0	0- 0				
1- 8	0- 0	0- 1	NON-CONFERENCE	0- 3	1- 4	1- 4				
0- 5	0- 0	0- 0	HOME	0- 2	0- 3	0- 3				
1- 3	0- 0	0- 1	AWAY	0- 1	1- 1	1- 1				
0- 0	0- 0	0- 0	NEUTRAL	0- 0	0- 0	0- 0				
2- 11	0- 0	0- 0	CONFERENCE	0- 0	2- 11	1- 3				
2- 4	0- 0	0- 0	HOME	0- 0	2- 4	1- 0				
0- 7	0- 0	0- 0	AWAY	0- 0	0- 7	0- 3				
0- 0	0- 0	0- 0	NEUTRAL	0- 0	0- 0	0- 0				

RPI 1-25				RPI 26-50				RPI 51-100				RPI 101+				Team's RPI: 325
RPI	S	Opponent	Score	RPI	S	Opponent	Score	RPI	S	Opponent	Score	RPI	S	Opponent	Score	
				42	A	UCF	38 62	54	A	Mercer	45 72	115	A	Little Rock	52 92	
								68	H	IUPUI	52 72	115	H	Little Rock	34 64	
								100	H	Alabama	36 84	124	A	South Ala.	52 79	
												153	H	Texas St.	56 81	
												160	H	Louisiana	48 58	
												168	A	Troy	47 88	
												178	H	UT Arlington	73 68	
												187	A	Arkansas St.	48 69	
												187	H	Arkansas St.	62 71	
												213	H	Stony Brook	49 68	
												217	A	N.C. A&T	49 60	
												272	A	Appalachian St.	56 87	
												275	A	Coastal Caro.	51 54	
												287	H	Kennesaw St.	58 60	
												318	A	South Carolina St.	61 58	
												319	A	Georgia St.	56 71	
												337	H	La.-Monroe	75 45	
												343	H	Savannah St.	67 71	

LAST 12 Division I GAMES:																
				160	H	Louisiana	48 58	319	A	Georgia St.	56 71					
				337	H	La.-Monroe	75 45	272	A	Appalachian St.	56 87					
				187	A	Arkansas St.	48 69	275	A	Coastal Caro.	51 54					
				115	A	Little Rock	52 92	115	H	Little Rock	34 64					
				178	H	UT Arlington	73 68	187	H	Arkansas St.	62 71					
				153	H	Texas St.	56 81	124	A	South Ala.	52 79					

Non-Div I Games: Coastal Ga. 68 63 Thomas (GA) 79 51

Ga. Southern

Average RPI Win:	248	WON-LOST	WINNING	LAST 10	STRENGTH OF	OPP. STRENGTH	TEAM	ADJ.	CONF.	ADJ CONF.
Average RPI Loss:	199	RECORD	PCT. RANK	GAMES	SCHEDULE	OF SCHEDULE	RPI	RPI	RPI	RPI
DIV. I ONLY	3- 21	331	1- 9	250	268	326	326	21	21	
DIV. I NON-CONF.	2- 12	306	0- 2	263	323	327	327	20	20	

TOTALS	RPI 1-25	RPI 26-50	W-L RECORDS	RPI 51-100	RPI 101-999	RPI 201+				
3- 21	0- 1	0- 1	OVERALL	0- 1	3- 18	3- 13				
0- 10	0- 1	0- 0	HOME	0- 1	0- 8	0- 5				
3- 9	0- 0	0- 0	AWAY	0- 0	3- 0	3- 0				
0- 2	0- 0	0- 0	NEUTRAL	0- 0	0- 2	0- 1				
2- 12	0- 1	0- 1	NON-CONFERENCE	0- 0	2- 10	2- 8				
0- 6	0- 1	0- 0	HOME	0- 0	0- 5	0- 4				
2- 4	0- 0	0- 1	AWAY	0- 0	2- 3	2- 3				
0- 2	0- 0	0- 0	NEUTRAL	0- 0	0- 2	0- 1				
1- 9	0- 0	0- 0	CONFERENCE	0- 1	1- 8	1- 5				
0- 4	0- 0	0- 0	HOME	0- 1	0- 3	0- 1				
1- 5	0- 0	0- 0	AWAY	0- 0	1- 5	1- 4				
0- 0	0- 0	0- 0	NEUTRAL	0- 0	0- 0	0- 0				

RPI 1-25				RPI 26-50				RPI 51-100				RPI 101+ Team's RPI: 326			
RPI	S	Opponent	Score	RPI	S	Opponent	Score	RPI	S	Opponent	Score	RPI	S	Opponent	Score
8	H	Tennessee	61 90	48	A	Southern Cal i forn i a	60 75	56	H	UC Davi s	71 83	149	H	Loyol a Marymount	69 84
												154	A	Cal Poly	61 70
												154	H	Cal Poly	64 75
												174	H	UC Irvine	81 100
												196	N	Oral Roberts	58 64
												202	A	CSUN	59 51
												204	A	UC Santa Barbara	44 51
												204	H	UC Santa Barbara	74 90
												205	A	San Diego	40 74
												227	H	Pepperdi ne	71 83
												232	A	UC Ri versi de	53 77
												235	H	Montana St.	51 62
												239	A	Montana	60 67
												240	H	New Mexico St.	63 72
												253	A	Hawai i	66 74
												255	H	Ill i noi s St.	51 59
												263	A	Grand Canyon	65 63
												279	A	Ari zona	80 72
												284	N	VCU	59 69
												313	A	Cal St. Fullerton	61 67
												346	A	NJIT	57 73

LAST 12 Divi s i on I GAMES:															
154	A	Cal Poly	61 70	253	A	Hawai i	66 74								
202	A	CSUN	59 51	313	A	Cal St. Fullerton	61 67								
174	H	UC Irvine	81 100	232	A	UC Ri versi de	53 77								
56	H	UC Davi s	71 83	204	A	UC Santa Barbara	44 51								
154	H	Cal Poly	64 75	284	N	VCU	59 69								
204	H	UC Santa Barbara	74 90	346	A	NJIT	57 73								

Non-Di v I Games:

Long Beach St.

Average RPI Win:	285	WON-LOST	WINNING	LAST 10	STRENGTH OF	OPP. STRENGTH	TEAM	ADJ.	CONF.	ADJ CONF.
Average RPI Loss:	212	RECORD	PCT. RANK	GAMES	SCHEDULE	OF SCHEDULE	RPI	RPI	RPI	RPI
DIV. I ONLY	8- 14	252	4- 6	344	288	327	327	30	30	
DIV. I NON-CONF.	4- 9	249	0- 2	321	269	329	329	31	31	

TOTALS	RPI 1-25	RPI 26-50	W-L RECORDS	RPI 51-100	RPI 101-999	RPI 201+				
8- 14	0- 0	0- 1	OVERALL	0- 0	8- 13	7- 8				
6- 5	0- 0	0- 0	HOME	0- 0	6- 5	5- 4				
2- 9	0- 0	0- 0	AWAY	0- 0	2- 1	2- 1				
0- 0	0- 0	0- 0	NEUTRAL	0- 0	0- 0	0- 0				
4- 9	0- 0	0- 1	NON-CONFERENCE	0- 0	4- 8	3- 3				
4- 2	0- 0	0- 0	HOME	0- 0	4- 2	3- 1				
0- 7	0- 0	0- 1	AWAY	0- 0	0- 6	0- 2				
0- 0	0- 0	0- 0	NEUTRAL	0- 0	0- 0	0- 0				
4- 5	0- 0	0- 0	CONFERENCE	0- 0	4- 5	4- 5				
2- 3	0- 0	0- 0	HOME	0- 0	2- 3	2- 3				
2- 2	0- 0	0- 0	AWAY	0- 0	2- 2	2- 2				
0- 0	0- 0	0- 0	NEUTRAL	0- 0	0- 0	0- 0				

RPI 1-25				RPI 26-50				RPI 51-100				RPI 101+ Team's RPI: 327			
RPI	S	Opponent	Score	RPI	S	Opponent	Score	RPI	S	Opponent	Score	RPI	S	Opponent	Score
				49	A	Oregon St.	41 98					125	A	BYU	54 75
												144	H	Idaho St.	58 70
												150	A	Weber St.	57 75
												154	H	Cal Poly	89 70
												181	A	Denver	53 72
												182	A	Eastern Wash.	41 61
												219	H	Seattle U	75 77
												224	A	CSU Bakersfi el d	58 63
												227	A	Pepperdi ne	44 71
												240	H	New Mexico St.	72 82
												263	A	Grand Canyon	61 81
												266	A	UMKC	66 59
												266	H	UMKC	68 65
												297	H	Utah St.	61 43
												308	A	Portland	64 71
												310	H	Air Force	59 56
												313	H	Cal St. Fullerton	36 73
												321	H	UTRGV	69 60
												323	H	Southern Utah	69 61
												339	A	Chi cago St.	68 30
												339	H	Chi cago St.	74 84

LAST 12 Division I GAMES:															
				266	H	UMKC	68 65	339	A	Chi cago St.	68 30				
				339	H	Chi cago St.	74 84	266	A	UMKC	66 59				
				219	H	Seattle U	75 77	224	A	CSU Bakersfi el d	58 63				
				263	A	Grand Canyon	61 81	181	A	Denver	53 72				
				240	H	New Mexico St.	72 82	313	H	Cal St. Fullerton	36 73				
				321	H	UTRGV	69 60	154	H	Cal Poly	89 70				

Non-Div I Games: Dixie St. 72 63 Antelope Valley 78 54

Utah Valley

Loss, Non-Conf, S Site, H Home A Away N Neutral

U
M
B
C

UMBC

Average RPI Win: 311

Average RPI Loss: 172

WON-LOST
RECORD

WINNING
PCT. RANK

LAST 10
GAMES

STRENGTH OF
SCHEDULE

OPP. STRENGTH
OF SCHEDULE

TEAM
RPI

ADJ.
RPI

CONF.
RPI

ADJ CONF.
RPI

DIV. I ONLY

2- 21

340

2- 8

183

243

328

328

20

20

DIV. I NON-CONF.

0- 12

337

0- 1

234

261

341

341

24

24

TOTALS

RPI 1-25

RPI 26-50

W-L RECORDS

RPI 51-100

RPI 101-999

RPI 201+

2- 21

0- 0

0- 1

OVERALL

0- 5

2- 15

2- 9

1- 9

0- 0

0- 0

HOME

0- 3

1- 6

1- 4

1- 10

0- 0

0- 1

AWAY

0- 2

1- 7

1- 3

0- 2

0- 0

NEUTRAL

0- 0

0- 2

0- 2

0- 12

0- 0

0- 1

NON-CONFERENCE

0- 2

0- 9

0- 7

0- 4

0- 0

0- 0

HOME

0- 1

0- 3

0- 2

0- 6

0- 0

0- 1

AWAY

0- 1

0- 4

0- 3

0- 2

0- 0

NEUTRAL

0- 0

0- 2

0- 2

2- 9

0- 0

0- 0

CONFERENCE

0- 3

2- 6

2- 2

1- 5

0- 0

0- 0

HOME

0- 2

1- 3

1- 2

1- 4

0- 0

0- 0

AWAY

0- 1

1- 3

1- 0

0- 0

0- 0

NEUTRAL

0- 0

0- 0

RPI 1-25

RPI S Opponent Score

34 A Princeton 40 77

RPI 26-50

RPI S Opponent Score

59 H American 48 61

69 A Fordham 46 55

70 A Maine 36 69

70 H Maine 50 64

83 H Albany (NY) 75 78

RPI 51-100

RPI S Opponent Score

108 A George Mason 38 58

152 A Binghamton 51 81

152 H Binghamton 53 68

161 A Hartford 54 65

180 A New Hampshire 51 56

181 H Denver 48 70

208 H Columbia 44 60

213 H Stony Brook 44 69

241 A Hofstra 55 71

242 N St. Bonaventure 54 63

259 A Towson 64 95

273 H LIU Brooklyn 52 66

274 A Vermont 52 51

274 H Vermont 58 72

281 N North Dakota St. 53 67

300 A UMES 43 66

347 H UMass Lowell 66 54

RPI 101+

Team's RPI: 328

Score

LAST 12 Division I GAMES:

152 H Binghamton 53 68

274 A Vermont 52 51

213 H Stony Brook 44 69

70 A Maine 36 69

152 A Binghamton 51 81

83 H Albany (NY) 75 78

161 A Hartford 54 65

347 H UMass Lowell 66 54

70 H Maine 50 64

274 H Vermont 58 72

180 A New Hampshire 51 56

34 A Princeton 40 77

Non-Div I Games:

Gettysburg

72 45

UMBC

Loss, Non-Conf, S Site, H Home A Away N Neutral

Page 328

Average RPI Win: 299	WON-LOST RECORD	WINNING PCT. RANK	LAST 10 GAMES	STRENGTH OF SCHEDULE	OPP. STRENGTH OF SCHEDULE	TEAM RPI	ADJ. RPI	CONF. RPI	ADJ CONF. RPI
Average RPI Loss: 196									
DIV. I ONLY	4- 18	312	2- 8	245	322	329	329	29	29
DIV. I NON-CONF.	1- 9	318	0- 0	137	238	301	301	29	29

TOTALS	RPI 1-25	RPI 26-50	W-L RECORDS	RPI 51-100	RPI 101-999	RPI 201+			
4- 18	0- 0	0- 1	OVERALL	0- 3	4- 14	4- 10			
3- 6	0- 0	0- 1	HOME	0- 0	3- 5	3- 2			
1- 12	0- 0	0- 0	AWAY	0- 3	1- 9	1- 8			
0- 0	0- 0	0- 0	NEUTRAL	0- 0	0- 0	0- 0			
1- 9	0- 0	0- 1	NON-CONFERENCE	0- 3	1- 5	1- 3			
1- 2	0- 0	0- 1	HOME	0- 0	1- 1	1- 0			
0- 7	0- 0	0- 0	AWAY	0- 3	0- 4	0- 3			
0- 0	0- 0	0- 0	NEUTRAL	0- 0	0- 0	0- 0			
3- 9	0- 0	0- 0	CONFERENCE	0- 0	3- 9	3- 7			
2- 4	0- 0	0- 0	HOME	0- 0	2- 4	2- 2			
1- 5	0- 0	0- 0	AWAY	0- 0	1- 5	1- 5			
0- 0	0- 0	0- 0	NEUTRAL	0- 0	0- 0	0- 0			

W
a
g
n
e
rW
a
g
n
e
r

RPI 1-25	RPI 26-50	RPI 51-100	RPI 101+	Team's RPI: 329
RPI S Opponent Score	RPI S Opponent Score	RPI S Opponent Score	RPI S Opponent Score	RPI S Opponent Score
	34 H Princeton 37 58	53 A Virginia Tech 32 99	123 H Saint Francis (PA) 76 79	
		77 A James Madison 45 68	136 H Robert Morris 52 58	
		83 A Albany (NY) 44 89	180 H New Hampshire 53 65	
			183 A Temple 36 70	
			213 A Stony Brook 50 69	
			233 A Lafayette 52 70	
			259 A Towson 42 64	
			262 A Mt. St. Mary's 56 79	
			273 A LIU Brooklyn 69 74	
			273 H LIU Brooklyn 52 44	
			277 H Fairleigh Dickinson 64 74	
			280 A St. Francis Brooklyn 76 80	
			280 H St. Francis Brooklyn 50 47	
			288 A Sacred Heart 49 61	
			288 H Sacred Heart 55 72	
			291 A Central Conn. St. 56 59	
			293 A Bryant 75 66	
			349 H Longwood 60 43	
LAST 12 Division I GAMES:				
	288 A Sacred Heart 49 61	280 A St. Francis Brooklyn 76 80		
	273 H LIU Brooklyn 52 44	273 A LIU Brooklyn 69 74		
	280 H St. Francis Brooklyn 50 47	288 H Sacred Heart 55 72		
	262 A Mt. St. Mary's 56 79	277 H Fairleigh Dickinson 64 74		
	123 H Saint Francis (PA) 76 79	291 A Central Conn. St. 56 59		
	136 H Robert Morris 52 58	293 A Bryant 75 66		

Non-Div I Games: Staten Island 63 58

Wagner

Average RPI Win:	319	WON-LOST	WINNING	LAST 10	STRENGTH OF	OPP. STRENGTH	TEAM	ADJ.	CONF.	ADJ CONF.
Average RPI Loss:	179	RECORD	PCT. RANK	GAMES	SCHEDULE	OF SCHEDULE	RPI	RPI	RPI	RPI
DIV. I ONLY	4- 19	318	3- 7	259	296	330	330	31	31	
DIV. I NON-CONF.	1- 12	335	0- 2	155	117	308	308	30	30	

TOTALS	RPI 1-25	RPI 26-50	W-L RECORDS	RPI 51-100	RPI 101-999	RPI 201+				
4- 19	0- 1	0- 1	OVERALL	0- 1	4- 16	4- 8				
3- 6	0- 0	0- 0	HOME	0- 1	3- 5	3- 3				
1- 11	0- 0	0- 0	AWAY	0- 0	1- 5	1- 4				
0- 2	0- 0	0- 0	NEUTRAL	0- 0	0- 2	0- 0				
1- 12	0- 1	0- 1	NON-CONFERENCE	0- 1	1- 9	1- 2				
1- 3	0- 0	0- 0	HOME	0- 1	1- 2	1- 1				
0- 7	0- 1	0- 1	AWAY	0- 0	0- 5	0- 1				
0- 2	0- 0	0- 0	NEUTRAL	0- 0	0- 2	0- 0				
3- 7	0- 0	0- 0	CONFERENCE	0- 0	3- 7	3- 6				
2- 3	0- 0	0- 0	HOME	0- 0	2- 3	2- 2				
1- 4	0- 0	0- 0	AWAY	0- 0	1- 4	1- 4				
0- 0	0- 0	0- 0	NEUTRAL	0- 0	0- 0	0- 0				

RPI 1-25				RPI 26-50				RPI 51-100				RPI 101+ Team's RPI: 330			
RPI	S	Opponent	Score	RPI	S	Opponent	Score	RPI	S	Opponent	Score	RPI	S	Opponent	Score
24	A	DePaul	71 110	35	A	Michigan	36 105	55	H	Drexel	52 73	117	A	Delaware	49 84
												118	N	Ole Miss	58 110
												129	H	Bethune-Cookman	60 68
												136	H	Robert Morris	42 65
												165	A	Florida	51 85
												166	A	Kansas	49 81
												175	N	Stetson	43 58
												183	A	Temple	72 96
												206	A	Hampton	62 66
												214	A	Fla. Atlantic	67 90
												217	A	N. C. A&T	55 75
												217	H	N. C. A&T	48 66
												237	H	La Salle	48 71
												265	A	Morgan St.	62 54
												318	H	South Carolina St.	58 44
												335	A	N. C. Central	60 76
												335	H	N. C. Central	67 74
												342	A	Florida A&M	54 59
												343	H	Savannah St.	93 79
												349	H	Longwood	60 56

LAST 12 Division I GAMES:															
335	A	N. C. Central	60 76	206	A	Hampton	62 66								
217	A	N. C. A&T	55 75	217	H	N. C. A&T	48 66								
343	H	Savannah St.	93 79	318	H	South Carolina St.	58 44								
265	A	Morgan St.	62 54	335	H	N. C. Central	67 74								
129	H	Bethune-Cookman	60 68	175	N	Stetson	43 58								
342	A	Florida A&M	54 59	214	A	Fla. Atlantic	67 90								

Non-Div I Games:

Del aware St.

Average RPI Win:	302	WON-LOST	WINNING	LAST 10	STRENGTH OF	OPP. STRENGTH	TEAM	ADJ.	CONF.	ADJ CONF.
Average RPI Loss:	191	RECORD	PCT. RANK	GAMES	SCHEDULE	OF SCHEDULE	RPI	RPI	RPI	RPI
DIV. I ONLY	2- 18	335	1- 9	177	344	331	331	26	26	
DIV. I NON-CONF.	1- 6	306	0- 0	36	343	267	267	25	25	

TOTALS	RPI 1-25	RPI 26-50	W-L RECORDS	RPI 51-100	RPI 101-999	RPI 201+				
2- 18	0- 0	0- 1	OVERALL	0- 2	2- 15	2- 9				
1- 9	0- 0	0- 0	HOME	0- 1	1- 8	1- 6				
1- 9	0- 0	0- 0	AWAY	0- 0	1- 0	1- 0				
0- 0	0- 0	0- 0	NEUTRAL	0- 0	0- 0	0- 0				
1- 6	0- 0	0- 1	NON-CONFERENCE	0- 2	1- 3	1- 1				
1- 3	0- 0	0- 0	HOME	0- 1	1- 2	1- 1				
0- 3	0- 0	0- 1	AWAY	0- 1	0- 1	0- 0				
0- 0	0- 0	0- 0	NEUTRAL	0- 0	0- 0	0- 0				
1- 12	0- 0	0- 0	CONFERENCE	0- 0	1- 12	1- 8				
0- 6	0- 0	0- 0	HOME	0- 0	0- 6	0- 5				
1- 6	0- 0	0- 0	AWAY	0- 0	1- 6	1- 3				
0- 0	0- 0	0- 0	NEUTRAL	0- 0	0- 0	0- 0				

RPI 1-25				RPI 26-50				RPI 51-100				RPI 101+ Team's RPI: 331			
RPI	S	Opponent	Score	RPI	S	Opponent	Score	RPI	S	Opponent	Score	RPI	S	Opponent	Score
				27	A	LSU	58 71	94	A	Arkansas	54 65	110	A	Lamar University	44 91
								96	H	Rice	50 79	110	H	Lamar University	44 68
												131	A	Central Ark.	44 69
												134	A	SFA	53 75
												153	H	Texas St.	41 73
												195	A	Southern Miss.	38 58
												215	A	Abilene Christian	65 83
												215	H	Abilene Christian	72 75
												244	H	Texas Southern	58 77
												256	A	A&M-Corpus Christi	48 62
												256	H	A&M-Corpus Christi	57 67
												260	H	McNeese	63 66
												294	A	Southeastern La.	57 52
												309	H	Jackson St.	74 68
												311	A	Northwestern St.	60 63
												314	H	Incarnate Word	49 56
												322	H	Houston Baptist	61 69

LAST 12 Division I GAMES:															
				110	H	Lamar University	44 68	110	A	Lamar University	44 91				
				256	A	A&M-Corpus Christi	48 62	311	A	Northwestern St.	60 63				
				215	H	Abilene Christian	72 75	322	H	Houston Baptist	61 69				
				260	H	McNeese	63 66	256	H	A&M-Corpus Christi	57 67				
				134	A	SFA	53 75	314	H	Incarnate Word	49 56				
				294	A	Southeastern La.	57 52	131	A	Central Ark.	44 69				

Non-Div I Games: Wiley 80 41 St. Thomas Houston 68 66

Sam Houston St.

Average RPI Win: 303	WON-LOST RECORD	WINNING PCT. RANK	LAST 10 GAMES	STRENGTH OF SCHEDULE	OPP. STRENGTH OF SCHEDULE	TEAM RPI	ADJ. RPI	CONF. RPI	ADJ CONF. RPI
Average RPI Loss: 196									
DIV. I ONLY	4- 18	312	2- 8	263	311	332	332	25	25
DIV. I NON-CONF.	1- 7	310	0- 0	170	296	321	321	27	27

TOTALS	RPI 1-25	RPI 26-50	W-L RECORDS	RPI 51-100	RPI 101-999	RPI 201+			
4- 18	0- 1	0- 1	OVERALL	0- 1	4- 15	4- 9			
3- 9	0- 0	0- 1	HOME	0- 1	3- 7	3- 5			
1- 9	0- 1	0- 0	AWAY	0- 0	1- 8	1- 4			
0- 0	0- 0	0- 0	NEUTRAL	0- 0	0- 0	0- 0			
1- 7	0- 1	0- 1	NON-CONFERENCE	0- 0	1- 5	1- 2			
1- 4	0- 0	0- 1	HOME	0- 0	1- 3	1- 2			
0- 3	0- 1	0- 0	AWAY	0- 0	0- 2	0- 0			
0- 0	0- 0	0- 0	NEUTRAL	0- 0	0- 0	0- 0			
3- 11	0- 0	0- 0	CONFERENCE	0- 1	3- 10	3- 7			
2- 5	0- 0	0- 0	HOME	0- 1	2- 4	2- 3			
1- 6	0- 0	0- 0	AWAY	0- 0	1- 6	1- 4			
0- 0	0- 0	0- 0	NEUTRAL	0- 0	0- 0	0- 0			

RPI 1-25				RPI 26-50				RPI 51-100				RPI 101+ Team's RPI: 332			
RPI	S	Opponent	Score	RPI	S	Opponent	Score	RPI	S	Opponent	Score	RPI	S	Opponent	Score
4	A	Louisville	56 95	43	H	Ball St.	65 85	72	H	Belmont	70 87	142	A	SIUE	63 74
												142	H	SIUE	76 88
												168	H	Troy	66 95
												187	A	Arkansas St.	62 68
												191	A	Memphis	75 79
												194	A	UT Martin	68 80
												210	A	Jacksonville St.	61 62
												210	H	Jacksonville St.	56 75
												218	A	Morehead St.	81 97
												225	A	Southeast Mo. St.	66 71
												236	H	Austin Peay	59 75
												261	H	Lipscomb	71 64
												292	H	Murray St.	73 85
												298	H	Tennessee Tech	76 66
												307	A	Eastern Ky.	59 58
												317	H	Alabama A&M	75 77
												334	H	Marshall	65 71
												344	A	Eastern Ill.	59 66
												344	H	Eastern Ill.	86 68
LAST 12 Division I GAMES:															
210	A	Jacksonville St.	61 62	292	H	Murray St.	73 85								
72	H	Belmont	70 87	236	H	Austin Peay	59 75								
307	A	Eastern Ky.	59 58	142	A	SIUE	63 74								
218	A	Morehead St.	81 97	344	A	Eastern Ill.	59 66								
344	H	Eastern Ill.	86 68	298	H	Tennessee Tech	76 66								
142	H	SIUE	76 88	210	H	Jacksonville St.	56 75								

Non-Div I Games: Fisk 93 48

Tennessee St.

Average RPI Win:	281	WON-LOST	WINNING	LAST 10	STRENGTH OF	OPP. STRENGTH	TEAM	ADJ.	CONF.	ADJ CONF.
Average RPI Loss:	158	RECORD	PCT. RANK	GAMES	SCHEDULE	OF SCHEDULE	RPI	RPI	RPI	RPI
DIV. I ONLY	3- 22	333	1- 9	228	157	333	333	12	12	
DIV. I NON-CONF.	2- 10	300	0- 0	242	243	324	324	10	10	

TOTALS	RPI 1-25	RPI 26-50	W-L RECORDS	RPI 51-100	RPI 101-999	RPI 201+				
3- 22	0- 0	0- 2	OVERALL	0- 4	3- 16	3- 6				
3- 8	0- 0	0- 1	HOME	0- 0	3- 7	3- 3				
0- 13	0- 0	0- 1	AWAY	0- 4	0- 8	0- 2				
0- 1	0- 0	0- 0	NEUTRAL	0- 0	0- 1	0- 1				
2- 10	0- 0	0- 1	NON-CONFERENCE	0- 2	2- 7	2- 3				
2- 2	0- 0	0- 1	HOME	0- 0	2- 1	2- 1				
0- 7	0- 0	0- 0	AWAY	0- 2	0- 5	0- 1				
0- 1	0- 0	0- 0	NEUTRAL	0- 0	0- 1	0- 1				
1- 12	0- 0	0- 1	CONFERENCE	0- 2	1- 9	1- 3				
1- 6	0- 0	0- 0	HOME	0- 0	1- 6	1- 2				
0- 6	0- 0	0- 1	AWAY	0- 2	0- 3	0- 1				
0- 0	0- 0	0- 0	NEUTRAL	0- 0	0- 0	0- 0				

RPI 1-25				RPI 26-50				RPI 51-100				RPI 101+ Team's RPI: 333			
RPI	S	Opponent	Score	RPI	S	Opponent	Score	RPI	S	Opponent	Score	RPI	S	Opponent	Score
				46	A	Dayton	58 116	62	A	Michigan St.	38 82	103	H	Saint Louis	66 70
				47	H	Minnesota	60 82	69	A	Fordham	64 76	108	H	George Mason	53 92
								78	A	Penn	66 84	114	A	Dartmouth	54 70
								92	A	George Washington	52 65	159	A	Davidson	67 77
												159	H	Davidson	67 79
												162	A	Samford	37 67
												164	A	Saint Joseph's	46 64
												169	A	Marist	42 64
												193	A	Providence	41 65
												201	H	Richmond	53 74
												210	A	Jacksonville St.	53 63
												237	H	La Salle	72 63
												242	A	St. Bonaventure	70 81
												245	H	Holy Cross	63 69
												258	H	Fairfield	62 47
												284	H	VCU	49 61
												286	H	Massachusetts	59 61
												293	N	Bryant	52 58
												347	H	UMass Lowell	81 64
LAST 12 Division I GAMES:															
				103	H	Saint Louis	66 70	237	H	La Salle	72 63				
				164	A	Saint Joseph's	46 64	242	A	St. Bonaventure	70 81				
				69	A	Fordham	64 76	108	H	George Mason	53 92				
				159	H	Davidson	67 79	284	H	VCU	49 61				
				286	H	Massachusetts	59 61	159	A	Davidson	67 77				
				92	A	George Washington	52 65	46	A	Dayton	58 116				

Non-Div I Games: Southern Conn. St. 57 62

Rhode Island

Average RPI Win: 318	WON-LOST RECORD	WINNING PCT. RANK	LAST 10 GAMES	STRENGTH OF SCHEDULE	OPP. STRENGTH OF SCHEDULE	TEAM RPI	ADJ. RPI	CONF. RPI	ADJ CONF. RPI
Average RPI Loss: 169									

DIV. I ONLY	5- 17	303	1- 9	321	186	334	334	18	18
DIV. I NON-CONF.	4- 7	226	0- 0	332	213	325	325	19	19

TOTALS	RPI 1-25	RPI 26-50	W-L RECORDS	RPI 51-100	RPI 101-999	RPI 201+			
5- 17	0- 0	0- 0	OVERALL	0- 4	5- 13	5- 5			
4- 9	0- 0	0- 0	HOME	0- 4	4- 5	4- 2			
1- 8	0- 0	0- 0	AWAY	0- 0	1- 8	1- 3			
0- 0	0- 0	0- 0	NEUTRAL	0- 0	0- 0	0- 0			
4- 7	0- 0	0- 0	NON-CONFERENCE	0- 2	4- 5	4- 1			
3- 4	0- 0	0- 0	HOME	0- 2	3- 2	3- 1			
1- 3	0- 0	0- 0	AWAY	0- 0	1- 3	1- 0			
0- 0	0- 0	0- 0	NEUTRAL	0- 0	0- 0	0- 0			
1- 10	0- 0	0- 0	CONFERENCE	0- 2	1- 8	1- 4			
1- 5	0- 0	0- 0	HOME	0- 2	1- 3	1- 1			
0- 5	0- 0	0- 0	AWAY	0- 0	0- 5	0- 3			
0- 0	0- 0	0- 0	NEUTRAL	0- 0	0- 0	0- 0			

RPI 1-25				RPI 26-50				RPI 51-100				RPI 101+ Team's RPI: 334			
RPI	S	Opponent	Score	RPI	S	Opponent	Score	RPI	S	Opponent	Score	RPI	S	Opponent	Score
								51	H	Western Ky.	66 86	104	A	Kentucky	39 69
								76	H	Ohi o	52 54	113	H	Mi ddle Tenn.	57 73
								79	H	Penn St.	65 80	127	A	Cleveland St.	76 85
								81	H	UAB	62 69	157	H	Loui si ana Tech	65 74
												165	A	Flori da	69 74
												172	H	Southern Ill.	59 64
												186	A	Charlotte	61 67
												195	A	Southern Mi ss.	61 70
												214	A	Fla. Atlantic	59 79
												265	H	Morgan St.	73 68
												272	H	Appalachian St.	54 56
												283	A	Old Domini on	53 69
												295	H	UTSA	59 72
												302	A	FIU	54 67
												302	H	FIU	78 75
												332	A	Tennessee St.	71 65
												341	H	W nthrop	70 40
												349	H	Longwood	90 45

LAST 12 Division I GAMES:															
				81	H	UAB	62 69	51	H	Western Ky.	66 86				
				295	H	UTSA	59 72	283	A	Old Domini on	53 69				
				195	A	Southern Mi ss.	61 70	157	H	Loui si ana Tech	65 74				
				186	A	Charlotte	61 67	302	A	FIU	54 67				
				302	H	FIU	78 75	214	A	Fla. Atlantic	59 79				
				113	H	Mi ddle Tenn.	57 73	332	A	Tennessee St.	71 65				

Non-Div I Games: Ky. Christian 111 38 Alice Lloyd 96 46

Marshall

Average RPI Win:	315	WON-LOST	WINNING	LAST 10	STRENGTH OF	OPP. STRENGTH	TEAM	ADJ.	CONF.	ADJ CONF.
Average RPI Loss:	219	RECORD	PCT. RANK	GAMES	SCHEDULE	OF SCHEDULE	RPI	RPI	RPI	RPI
DIV. I ONLY	5- 17	303	4- 6	333	315	335	335	31	31	
DIV. I NON-CONF.	1- 11	331	0- 2	295	301	343	343	30	30	

TOTALS	RPI 1-25	RPI 26-50	W-L RECORDS	RPI 51-100	RPI 101-999	RPI 201+				
5- 17	0- 0	0- 1	OVERALL	0- 1	5- 15	5- 12				
4- 4	0- 0	0- 1	HOME	0- 0	4- 3	4- 2				
1- 13	0- 0	0- 0	AWAY	0- 1	1- 12	1- 10				
0- 0	0- 0	0- 0	NEUTRAL	0- 0	0- 0	0- 0				
1- 11	0- 0	0- 1	NON-CONFERENCE	0- 1	1- 9	1- 7				
1- 2	0- 0	0- 1	HOME	0- 0	1- 1	1- 1				
0- 9	0- 0	0- 0	AWAY	0- 1	0- 8	0- 6				
0- 0	0- 0	0- 0	NEUTRAL	0- 0	0- 0	0- 0				
4- 6	0- 0	0- 0	CONFERENCE	0- 0	4- 6	4- 5				
3- 2	0- 0	0- 0	HOME	0- 0	3- 2	3- 1				
1- 4	0- 0	0- 0	AWAY	0- 0	1- 4	1- 4				
0- 0	0- 0	0- 0	NEUTRAL	0- 0	0- 0	0- 0				

RPI 1-25	RPI 26-50	RPI 51-100	RPI 101+	Team's RPI: 335
RPI S Opponent Score	RPI S Opponent Score	RPI S Opponent Score	RPI S Opponent Score	
	49 H Oregon St. 44 97	57 A El on 50 78	116 A Colorado St. 48 85	
			121 A Iowa St. 58 99	
			199 H Norfolk St. 60 75	
			206 H Hampton 53 62	
			209 A East Carolina 61 73	
			217 A N. C. A&T 54 67	
			230 A Howard 54 69	
			249 H Campbell I 51 58	
			265 H Morgan St. 60 57	
			270 A Presbyterian 60 69	
			275 A Coastal Caro. 65 68	
			282 A UNCW 63 89	
			290 A USC Upstate 61 66	
			300 A UMES 73 84	
			303 H Coppin St. 60 52	
			304 A Wofford 56 77	
			330 A Delaware St. 74 67	
			330 H Delaware St. 76 60	
			342 A Florida A&M 81 84	
			349 H Longwood 87 75	
LAST 12 Division I GAMES:				
	342 A Florida A&M 81 84	265 H Morgan St. 60 57		
	330 H Delaware St. 76 60	303 H Coppin St. 60 52		
	206 H Hampton 53 62	199 H Norfolk St. 60 75		
	217 A N. C. A&T 54 67	330 A Delaware St. 74 67		
	300 A UMES 73 84	290 A USC Upstate 61 66		
	230 A Howard 54 69	249 H Campbell I 51 58		

Non-Div I Games: Johnson & Wales (NC)8 51

N. C. Central

Average RPI Win:	320	WON-LOST	WINNING	LAST 10	STRENGTH OF	OPP. STRENGTH	TEAM	ADJ.	CONF.	ADJ CONF.
Average RPI Loss:	210	RECORD	PCT. RANK	GAMES	SCHEDULE	OF SCHEDULE	RPI	RPI	RPI	RPI
DIV. I ONLY	3- 17	325	2- 8	309	321	336	336	32	32	
DIV. I NON-CONF.	0- 8	337	0- 0	140	95	326	326	32	32	

TOTALS	RPI 1-25	RPI 26-50	W-L RECORDS	RPI 51-100	RPI 101-999	RPI 201+				
3- 17	0- 1	0- 1	OVERALL	0- 1	3- 14	3- 11				
2- 4	0- 0	0- 0	HOME	0- 0	2- 4	2- 3				
1- 11	0- 0	0- 0	AWAY	0- 0	1- 0	1- 0				
0- 2	0- 0	0- 0	NEUTRAL	0- 0	0- 2	0- 2				
0- 8	0- 1	0- 1	NON-CONFERENCE	0- 1	0- 5	0- 4				
0- 0	0- 0	0- 0	HOME	0- 0	0- 0	0- 0				
0- 6	0- 1	0- 1	AWAY	0- 1	0- 3	0- 2				
0- 2	0- 0	0- 0	NEUTRAL	0- 0	0- 2	0- 2				
3- 9	0- 0	0- 0	CONFERENCE	0- 0	3- 9	3- 7				
2- 4	0- 0	0- 0	HOME	0- 0	2- 4	2- 3				
1- 5	0- 0	0- 0	AWAY	0- 0	1- 5	1- 4				
0- 0	0- 0	0- 0	NEUTRAL	0- 0	0- 0	0- 0				

RPI 1-25				RPI 26-50				RPI 51-100				RPI 101+				Team's RPI: 336
RPI	S	Opponent	Score	RPI	S	Opponent	Score	RPI	S	Opponent	Score	RPI	S	Opponent	Score	
19	A	Iowa	45 85	46	A	Dayton	43 81	58	A	Nebraska	52 73	171	A	Tulsa	37 87	
												177	A	Southern U.	46 59	
												177	H	Southern U.	52 71	
												216	N	Oakland	37 69	
												228	A	Texas Tech	47 74	
												231	H	Grambling	57 66	
												236	A	Austin Peay	61 97	
												244	A	Texas Southern	52 58	
												259	N	Towson	44 70	
												271	A	Prairie View	52 64	
												301	H	Alcorn	77 80	
												305	A	Alabama St.	54 63	
												305	H	Alabama St.	55 53	
												309	H	Jackson St.	54 60	
												317	A	Alabama A&M	49 52	
												317	H	Alabama A&M	57 48	
												338	A	Mississippi Val.	64 59	

LAST 12 Division I GAMES:																
177	A	Southern U.	46 59	271	A	Prairie View	52 64									
305	H	Alabama St.	55 53	301	H	Alcorn	77 80									
317	H	Alabama A&M	57 48	177	H	Southern U.	52 71									
309	H	Jackson St.	54 60	305	A	Alabama St.	54 63									
231	H	Grambling	57 66	317	A	Alabama A&M	49 52									
244	A	Texas Southern	52 58	338	A	Mississippi Val.	64 59									

Non-Div I Games: Tougalo 71 51 Philander Smith 81 73

Ark. -Pine Bluff

Loss,
Non-Conf,
S Site,
H Home
A Away
N Neutral

Average RPI Win:	299	WON-LOST	WINNING	LAST 10	STRENGTH OF	OPP. STRENGTH	TEAM	ADJ.	CONF.	ADJ CONF.
Average RPI Loss:	188	RECORD	PCT. RANK	GAMES	SCHEDULE	OF SCHEDULE	RPI	RPI	RPI	RPI
DIV. I ONLY	2- 19	337	1- 9	251	280	337	337	23	23	
DIV. I NON-CONF.	1- 8	313	0- 0	253	304	337	337	23	23	

TOTALS	RPI 1-25	RPI 26-50	W-L RECORDS	RPI 51-100	RPI 101-999	RPI 201+				
2- 19	0- 0	0- 1	OVERALL	0- 2	2- 16	2- 7				
2- 6	0- 0	0- 0	HOME	0- 0	2- 6	2- 3				
0- 13	0- 0	0- 1	AWAY	0- 0	0- 3	0- 1				
0- 0	0- 0	0- 0	NEUTRAL	0- 0	0- 0	0- 0				
1- 8	0- 0	0- 1	NON-CONFERENCE	0- 2	1- 5	1- 4				
1- 2	0- 0	0- 0	HOME	0- 0	1- 2	1- 2				
0- 6	0- 0	0- 1	AWAY	0- 2	0- 3	0- 2				
0- 0	0- 0	0- 0	NEUTRAL	0- 0	0- 0	0- 0				
1- 11	0- 0	0- 0	CONFERENCE	0- 0	1- 11	1- 3				
1- 4	0- 0	0- 0	HOME	0- 0	1- 4	1- 1				
0- 7	0- 0	0- 0	AWAY	0- 0	0- 7	0- 2				
0- 0	0- 0	0- 0	NEUTRAL	0- 0	0- 0	0- 0				

RPI 1-25				RPI 26-50				RPI 51-100				RPI 101+				Team's RPI: 337
RPI	S	Opponent	Score	RPI	S	Opponent	Score	RPI	S	Opponent	Score	RPI	S	Opponent	Score	
				45	A	Oklahoma St.	58 112	91	A	Auburn	41 67	115	A	Little Rock	37 57	
								96	A	Rice	47 63	124	H	South Ala.	60 67	
												153	A	Texas St.	52 86	
												157	A	Louisiana Tech	49 71	
												160	A	Louisiana	55 63	
												160	H	Louisiana	48 76	
												168	H	Troy	79 86	
												178	A	UT Arlington	61 70	
												187	A	Arkansas St.	62 76	
												226	H	New Orleans	51 89	
												231	A	Grambling	52 61	
												260	A	McNeese	61 65	
												272	H	Appalachian St.	67 71	
												275	H	Coastal Caro.	62 56	
												311	H	Northwestern St.	48 70	
												319	A	Georgia St.	57 70	
												322	H	Houston Baptist	77 73	
												325	A	Ga. Southern	45 75	
LAST 12 Division I GAMES:																
				319	A	Georgia St.	57 70	153	A	Texas St.	52 86					
				325	A	Ga. Southern	45 75	160	A	Louisiana	55 63					
				160	H	Louisiana	48 76	272	H	Appalachian St.	67 71					
				124	H	South Ala.	60 67	275	H	Coastal Caro.	62 56					
				168	H	Troy	79 86	115	A	Little Rock	37 57					
				178	A	UT Arlington	61 70	187	A	Arkansas St.	62 76					

Non-Div I Games: Millsaps 73 41 Centenary (LA) 90 53

La. -Monroe

Average RPI Win:	305	WON-LOST	WINNING	LAST 10	STRENGTH OF	OPP. STRENGTH	TEAM	ADJ.	CONF.	ADJ CONF.
Average RPI Loss:	209	RECORD	PCT. RANK	GAMES	SCHEDULE	OF SCHEDULE	RPI	RPI	RPI	RPI
DIV. I ONLY	2- 22	342	2- 8	264	333	338	338	32	32	
DIV. I NON-CONF.	0- 12	337	0- 0	76	178	296	296	32	32	

TOTALS	RPI 1-25	RPI 26-50	W-L RECORDS	RPI 51-100	RPI 101-999	RPI 201+				
2- 22	0- 1	0- 1	OVERALL	0- 4	2- 16	2- 13				
1- 7	0- 0	0- 0	HOME	0- 0	1- 7	1- 6				
1- 10	0- 0	0- 0	AWAY	0- 0	1- 0	1- 0				
0- 5	0- 0	0- 1	NEUTRAL	0- 2	0- 2	0- 2				
0- 12	0- 1	0- 1	NON-CONFERENCE	0- 4	0- 6	0- 4				
0- 1	0- 0	0- 0	HOME	0- 0	0- 1	0- 1				
0- 6	0- 1	0- 0	AWAY	0- 2	0- 3	0- 1				
0- 5	0- 0	0- 1	NEUTRAL	0- 2	0- 2	0- 2				
2- 10	0- 0	0- 0	CONFERENCE	0- 0	2- 10	2- 9				
1- 6	0- 0	0- 0	HOME	0- 0	1- 6	1- 5				
1- 4	0- 0	0- 0	AWAY	0- 0	1- 4	1- 4				
0- 0	0- 0	0- 0	NEUTRAL	0- 0	0- 0	0- 0				

RPI 1-25				RPI 26-50				RPI 51-100				RPI 101+				Team's RPI: 338
RPI	S	Opponent	Score	RPI	S	Opponent	Score	RPI	S	Opponent	Score	RPI	S	Opponent	Score	
3	A	Mississippi St.	36 112	46	N	Dayton	46 65	51	A	Western Ky.	48 87	141	A	Colorado	48 85	
								62	N	Michigan St.	64 83	177	H	Southern U.	54 70	
								81	A	UAB	72 87	195	A	Southern Miss.	69 84	
								88	N	Drake	60 96	231	H	Grambling	62 64	
												244	A	Texas Southern	39 55	
												251	H	Nicholls St.	57 62	
												271	A	Prairie View	73 78	
												286	N	Massachusetts	46 85	
												292	A	Murray St.	63 64	
												295	N	UTSA	55 68	
												301	A	Alcorn	62 61	
												301	H	Alcorn	70 76	
												305	A	Alabama St.	41 76	
												305	H	Alabama St.	62 70	
												309	H	Jackson St.	72 61	
												317	A	Alabama A&M	48 65	
												317	H	Alabama A&M	49 57	
												336	H	Ark. -Pine Bluff	59 64	

LAST 12 Division I GAMES:																
301	A	Alcorn	62 61	244	A	Texas Southern	39 55									
317	H	Alabama A&M	49 57	177	H	Southern U.	54 70									
305	H	Alabama St.	62 70	301	H	Alcorn	70 76									
231	H	Grambling	62 64	317	A	Alabama A&M	48 65									
309	H	Jackson St.	72 61	305	A	Alabama St.	41 76									
271	A	Prairie View	73 78	336	H	Ark. -Pine Bluff	59 64									

Non-Div I Games:

Mississippi Val.

Average RPI Win:	327	WON-LOST	WINNING	LAST 10	STRENGTH OF	OPP. STRENGTH	TEAM	ADJ.	CONF.	ADJ CONF.
Average RPI Loss:	206	RECORD	PCT. RANK	GAMES	SCHEDULE	OF SCHEDULE	RPI	RPI	RPI	RPI
DIV. I ONLY	1- 24	349	1- 9	223	339	339	339	30	30	
DIV. I NON-CONF.	0- 15	337	0- 2	198	281	339	339	31	31	

TOTALS	RPI 1-25	RPI 26-50	W-L RECORDS	RPI 51-100	RPI 101-999	RPI 201+				
1- 24	0- 0	0- 0	OVERALL	0- 2	1- 22	1- 14				
0- 11	0- 0	0- 0	HOME	0- 0	0- 11	0- 7				
1- 12	0- 0	0- 0	AWAY	0- 2	1- 10	1- 7				
0- 1	0- 0	0- 0	NEUTRAL	0- 0	0- 1	0- 0				
0- 15	0- 0	0- 0	NON-CONFERENCE	0- 2	0- 13	0- 5				
0- 7	0- 0	0- 0	HOME	0- 0	0- 7	0- 3				
0- 7	0- 0	0- 0	AWAY	0- 2	0- 5	0- 2				
0- 1	0- 0	0- 0	NEUTRAL	0- 0	0- 1	0- 0				
1- 9	0- 0	0- 0	CONFERENCE	0- 0	1- 9	1- 9				
0- 4	0- 0	0- 0	HOME	0- 0	0- 4	0- 4				
1- 5	0- 0	0- 0	AWAY	0- 0	1- 5	1- 5				
0- 0	0- 0	0- 0	NEUTRAL	0- 0	0- 0	0- 0				

RPI 1-25				RPI 26-50				RPI 51-100				RPI 101+				Team's RPI: 339	
RPI	S	Opponent	Score	RPI	S	Opponent	Score	RPI	S	Opponent	Score	RPI	S	Opponent	Score		
								84	A	Kansas St.	51	99	107	A	Western Ill.	54	71
								97	A	Wright St.	39	84	107	H	Western Ill.	45	83
												111	H	Milwaukee	59	84	
												128	H	Northern Ill.	59	80	
												145	A	Pittsburgh	49	87	
												158	A	Wichita St.	63	66	
												185	H	Northwestern	36	63	
												196	N	Oral Roberts	43	73	
												211	A	Illinois	56	66	
												218	H	Morehead St.	40	79	
												219	A	Seattle U	60	72	
												219	H	Seattle U	56	63	
												224	A	CSU Bakersfield	49	63	
												224	H	CSU Bakersfield	36	63	
												240	A	New Mexico St.	59	74	
												263	A	Grand Canyon	36	64	
												263	H	Grand Canyon	43	59	
												289	A	Valparaiso	60	71	
												296	H	Loyola Chicago	28	46	
												309	H	Jackson St.	69	87	
												321	A	UTRGV	44	81	
												327	A	Utah Valley	84	74	
												327	H	Utah Valley	30	68	

LAST 12 Division I GAMES:																	
				219	A	Seattle U	60	72				263	A	Grand Canyon	36	64	
				327	A	Utah Valley	84	74				327	H	Utah Valley	30	68	
				263	H	Grand Canyon	43	59				219	H	Seattle U	56	63	
				224	H	CSU Bakersfield	36	63				240	A	New Mexico St.	59	74	
				321	A	UTRGV	44	81				145	A	Pittsburgh	49	87	
				224	A	CSU Bakersfield	49	63				111	H	Milwaukee	59	84	

Non-Div I Games:

Chicago St.

**I
o
n
a**

I
o
n
a

l ona

Average RPI Win:	349	WON-LOST	WINNING	LAST 10	STRENGTH OF	OPP. STRENGTH	TEAM	ADJ.	CONF.	ADJ CONF.
Average RPI Loss:	201	RECORD	PCT. RANK	GAMES	SCHEDULE	OF SCHEDULE	RPI	RPI	RPI	RPI
DIV. I ONLY	1- 21	346	1- 9	247	308	341	341	27	27	
DIV. I NON-CONF.	0- 10	337	0- 0	210	237	338	338	28	28	

TOTALS	RPI 1-25	RPI 26-50	W-L RECORDS	RPI 51-100	RPI 101-999	RPI 201+				
1- 21	0- 1	0- 0	OVERALL	0- 4	1- 16	1- 13				
1- 9	0- 0	0- 0	HOME	0- 1	1- 8	1- 6				
0- 12	0- 1	0- 0	AWAY	0- 3	0- 8	0- 7				
0- 0	0- 0	0- 0	NEUTRAL	0- 0	0- 0	0- 0				
0- 10	0- 1	0- 0	NON-CONFERENCE	0- 3	0- 6	0- 5				
0- 4	0- 0	0- 0	HOME	0- 1	0- 3	0- 2				
0- 6	0- 1	0- 0	AWAY	0- 2	0- 3	0- 3				
0- 0	0- 0	0- 0	NEUTRAL	0- 0	0- 0	0- 0				
1- 11	0- 0	0- 0	CONFERENCE	0- 1	1- 10	1- 8				
1- 5	0- 0	0- 0	HOME	0- 0	1- 5	1- 4				
0- 6	0- 0	0- 0	AWAY	0- 1	0- 5	0- 4				
0- 0	0- 0	0- 0	NEUTRAL	0- 0	0- 0	0- 0				

RPI 1-25				RPI 26-50				RPI 51-100				RPI 101+				Team's RPI: 341
RPI	S	Opponent	Score	RPI	S	Opponent	Score	RPI	S	Opponent	Score	RPI	S	Opponent	Score	
14	A	Duke	30 101					54	A	Mercer	45 93	126	H	ETSU	63 74	
								57	A	El on	37 98	155	A	Radford	52 78	
								67	H	Duquesne	54 81	156	H	High Point	58 79	
								87	A	Li berty	37 63	220	A	Gardner-Webb	55 68	
												220	H	Gardner-Webb	59 66	
												223	A	Akron	43 69	
												247	A	UNC Asheville	51 63	
												247	H	UNC Asheville	48 70	
												249	H	Campbell	48 72	
												270	A	Presbyteri an	45 78	
												270	H	Presbyteri an	58 64	
												298	A	Tennessee Tech	41 70	
												304	H	Wofford	68 73	
												306	A	Charleston So.	45 81	
												318	H	South Carolina St.	37 65	
												334	A	Marshall	40 70	
												349	H	Longwood	69 60	
LAST 12 Division I GAMES:																
220	A	Gardner-Webb	55 68	247	H	UNC Asheville	48 70									
270	H	Presbyteri an	58 64	306	A	Charleston So.	45 81									
247	A	UNC Asheville	51 63	156	H	High Point	58 79									
349	H	Longwood	69 60	87	A	Li berty	37 63									
220	H	Gardner-Webb	59 66	249	H	Campbell	48 72									
270	A	Presbyteri an	45 78	155	A	Radford	52 78									

Non-Div I Games: N. C. Wesleyan 94 50

Winthrop

Average RPI Win:	302	WON-LOST	WINNING	LAST 10	STRENGTH OF	OPP. STRENGTH	TEAM	ADJ.	CONF.	ADJ CONF.
Average RPI Loss:	222	RECORD	PCT. RANK	GAMES	SCHEDULE	OF SCHEDULE	RPI	RPI	RPI	RPI
DIV. I ONLY	4- 19	318	2- 8	342	277	342	342	31	31	
DIV. I NON-CONF.	1- 11	331	0- 1	327	193	342	342	30	30	

TOTALS	RPI 1-25	RPI 26-50	W-L RECORDS	RPI 51-100	RPI 101-999	RPI 201+				
4- 19	0- 0	0- 0	OVERALL	0- 3	4- 16	4- 13				
3- 3	0- 0	0- 0	HOME	0- 0	3- 3	3- 3				
1- 15	0- 0	0- 0	AWAY	0- 3	1- 12	1- 9				
0- 1	0- 0	0- 0	NEUTRAL	0- 0	0- 1	0- 1				
1- 11	0- 0	0- 0	NON-CONFERENCE	0- 3	1- 8	1- 7				
0- 2	0- 0	0- 0	HOME	0- 0	0- 2	0- 2				
1- 8	0- 0	0- 0	AWAY	0- 3	1- 5	1- 4				
0- 1	0- 0	0- 0	NEUTRAL	0- 0	0- 1	0- 1				
3- 8	0- 0	0- 0	CONFERENCE	0- 0	3- 8	3- 6				
3- 1	0- 0	0- 0	HOME	0- 0	3- 1	3- 1				
0- 7	0- 0	0- 0	AWAY	0- 0	0- 7	0- 5				
0- 0	0- 0	0- 0	NEUTRAL	0- 0	0- 0	0- 0				

RPI 1-25				RPI 26-50				RPI 51-100				RPI 101+ Team's RPI: 342					
RPI	S	Opponent	Score	RPI	S	Opponent	Score	RPI	S	Opponent	Score	RPI	S	Opponent	Score		
								84	A	Kansas St.	57	81	129	A	Bethune-Cookman	42	44
								93	A	Miami (OH)	33	73	199	A	Norfolk St.	49	70
								100	A	Alabama	55	91	200	A	Eastern Mich.	61	83
												206	A	Hampton	65	66	
												212	A	Xavier	52	70	
												228	A	Texas Tech	63	82	
												229	A	Omaha	73	78	
												230	A	Howard	65	76	
												230	H	Howard	74	59	
												238	H	North Florida	68	77	
												256	N	A&M-Corpus Christi	55	58	
												265	A	Morgan St.	56	61	
												288	H	Sacred Heart	68	73	
												300	A	UMES	70	87	
												303	A	Coppin St.	56	62	
												312	A	Western Caro.	80	63	
												321	A	UTRGV	38	51	
												330	H	Delaware St.	59	54	
												335	H	N.C. Central	84	81	
												343	H	Savannah St.	47	65	

LAST 12 Division I GAMES:																	
				335	H	N.C. Central	84	81	330	H	Delaware St.	59	54				
				300	A	UMES	70	87	129	A	Bethune-Cookman	42	44				
				230	A	Howard	65	76	303	A	Coppin St.	56	62				
				343	H	Savannah St.	47	65	265	A	Morgan St.	56	61				
				199	A	Norfolk St.	49	70	230	H	Howard	74	59				
				206	A	Hampton	65	66	100	A	Alabama	55	91				

Non-Div I Games: Lynn 74 37

Florida A&M

Average RPI Win:	334	WON-LOST	WINNING	LAST 10	STRENGTH OF	OPP. STRENGTH	TEAM	ADJ.	CONF.	ADJ CONF.
Average RPI Loss:	213	RECORD	PCT. RANK	GAMES	SCHEDULE	OF SCHEDULE	RPI	RPI	RPI	RPI
DIV. I ONLY	2- 18	335	1- 8	332	274	343	343	31	31	
DIV. I NON-CONF.	1- 9	318	0- 1	265	113	309	309	30	30	

TOTALS	RPI 1-25	RPI 26-50	W-L RECORDS	RPI 51-100	RPI 101-999	RPI 201+				
2- 18	0- 1	0- 1	OVERALL	0- 1	2- 15	2- 10				
0- 6	0- 0	0- 0	HOME	0- 0	0- 6	0- 5				
2- 9	0- 1	0- 1	AWAY	0- 1	2- 6	2- 5				
0- 3	0- 0	0- 0	NEUTRAL	0- 0	0- 3	0- 0				
1- 9	0- 1	0- 1	NON-CONFERENCE	0- 1	1- 6	1- 2				
0- 0	0- 0	0- 0	HOME	0- 0	0- 0	0- 0				
1- 6	0- 1	0- 1	AWAY	0- 1	1- 3	1- 2				
0- 3	0- 0	0- 0	NEUTRAL	0- 0	0- 3	0- 0				
1- 9	0- 0	0- 0	CONFERENCE	0- 0	1- 9	1- 8				
0- 6	0- 0	0- 0	HOME	0- 0	0- 6	0- 5				
1- 3	0- 0	0- 0	AWAY	0- 0	1- 3	1- 3				
0- 0	0- 0	0- 0	NEUTRAL	0- 0	0- 0	0- 0				

RPI 1-25				RPI 26-50				RPI 51-100				RPI 101+ Team's RPI: 343			
RPI	S	Opponent	Score	RPI	S	Opponent	Score	RPI	S	Opponent	Score	RPI	S	Opponent	Score
16	A	South Carolina	38 99	49	A	Oregon St.	36 84	95	A	Jacksonville	46 74	165	N	Florida	40 90
												184	A	Wisconsin	24 82
												193	N	Providence	48 78
												199	H	Norfolk St.	58 78
												201	N	Richmond	63 100
												206	H	Hampton	53 81
												209	A	East Carolina	37 103
												230	H	Howard	59 87
												265	A	Morgan St.	67 73
												265	H	Morgan St.	41 70
												300	H	UMES	56 68
												303	A	Coppin St.	57 66
												305	A	Alabama St.	61 81
												318	H	South Carolina St.	60 71
												325	A	Ga. Southern	71 67
												330	A	Delaware St.	79 93
												342	A	Florida A&M	65 47
LAST 12 Division I GAMES:															
265	H	Morgan St.	41 70	230	H	Howard	59 87								
318	H	South Carolina St.	60 71	300	H	UMES	56 68								
342	A	Florida A&M	65 47	265	A	Morgan St.	67 73								
330	A	Delaware St.	79 93	303	A	Coppin St.	57 66								
199	H	Norfolk St.	58 78	95	A	Jacksonville	46 74								
206	H	Hampton	53 81	209	A	East Carolina	37 103								

Non-Div I Games: LaGrange 86 44 Allen 79 41

Savannah St.

Eastern RPI:				Through Games of Feb. 10, 2018						
Average RPI Win: 340		WON-LOST RECORD	WINNING PCT. RANK	LAST 10 GAMES	STRENGTH OF SCHEDULE	OPP. STRENGTH OF SCHEDULE	TEAM RPI	ADJ. RPI	CONF. RPI	ADJ CONF. RPI
DIV. I ONLY		2- 23	344	1- 9	281	323	344	344	25	25
DIV. I NON-CONF.	206	1- 10	327	0- 0	293	316	346	346	27	27
TOTALS		RPI 1-25	RPI 26-50	W-L RECORDS		RPI 51-100	RPI 101-999	RPI 201+		
2- 23	0- 0		0- 0	OVERALL		0- 3	2- 20	2- 13		
2- 10	0- 0		0- 0	HOME		0- 1	2- 9	2- 7		
0- 12	0- 0		0- 0	AWAY		0- 2	0- 10	0- 6		
0- 1	0- 0		0- 0	NEUTRAL		0- 0	0- 1	0- 0		
1- 10	0- 0		0- 0	NON-CONFERENCE		0- 1	1- 9	1- 4		
1- 4	0- 0		0- 0	HOME		0- 0	1- 4	1- 3		
0- 5	0- 0		0- 0	AWAY		0- 1	0- 4	0- 1		
0- 1	0- 0		0- 0	NEUTRAL		0- 0	0- 1	0- 0		
1- 13	0- 0		0- 0	CONFERENCE		0- 2	1- 11	1- 9		
1- 6	0- 0		0- 0	HOME		0- 1	1- 5	1- 4		
0- 7	0- 0		0- 0	AWAY		0- 1	0- 6	0- 5		
0- 0	0- 0		0- 0	NEUTRAL		0- 0	0- 0	0- 0		

RPI 1-25				RPI 26-50				RPI 51-100				RPI 101+ Team's RPI: 344					
RPI	S	Opponent	Score	RPI	S	Opponent	Score	RPI	S	Opponent	Score	RPI	S	Opponent	Score		
								72	A	Belmont	37	59	117	N	Delaware	37	66
								72	H	Belmont	58	86	127	A	Cleveland St.	69	77
								97	A	Wright St.	46	81	128	H	Northern Ill.	64	93
													142	A	SIUE	52	62
													164	A	Saint Joseph's	62	80
													185	A	Northwestern	40	74
													194	H	UT Martin	44	72
													210	H	Jacksonville St.	50	59
													218	A	Morehead St.	81	89
													222	H	North Texas	61	63
													225	H	Southeast Mo. St.	54	77
													236	A	Austin Peay	59	69
													236	H	Austin Peay	66	75
													250	H	Bradley	52	67
													289	H	Valparaiso	67	76
													292	A	Murray St.	61	72
													298	H	Tennessee Tech	57	60
													307	A	Eastern Ky.	51	67
													315	A	Fort Wayne	77	93
													332	A	Tennessee St.	68	86
													332	H	Tennessee St.	66	59
													348	H	Evansville	79	52
LAST 12 Division I GAMES:																	
				236	H	Austin Peay	66	75				225	H	Southeast Mo. St.	54	77	
				142	A	SIUE	52	62				194	H	UT Martin	44	72	
				298	H	Tennessee Tech	57	60				72	H	Belmont	58	86	
				210	H	Jacksonville St.	50	59				332	H	Tennessee St.	66	59	
				332	A	Tennessee St.	68	86				307	A	Eastern Ky.	51	67	
				72	A	Belmont	37	59				218	A	Morehead St.	81	89	

Non-Div I Games:

Eastern III.

■ Loss, ■ Non-Conf, S Site, H Home A Away N Neutral

Average RPI Win:	249	WON-LOST	WINNING	LAST 10	STRENGTH OF	OPP. STRENGTH	TEAM	ADJ.	CONF.	ADJ CONF.
Average RPI Loss:	239	RECORD	PCT. RANK	GAMES	SCHEDULE	OF SCHEDULE	RPI	RPI	RPI	RPI
DIV. I ONLY	4- 21	324	1- 9	337	337	345	345	28	28	
DIV. I NON-CONF.	3- 8	268	0- 0	311	345	322	322	26	26	

TOTALS	RPI 1-25	RPI 26-50	W-L RECORDS	RPI 51-100	RPI 101-999	RPI 201+				
4- 21	0- 0	0- 0	OVERALL	0- 1	4- 20	3- 15				
2- 8	0- 0	0- 0	HOME	0- 0	2- 8	2- 5				
1- 13	0- 0	0- 0	AWAY	0- 1	1- 11	1- 9				
1- 0	0- 0	0- 0	NEUTRAL	0- 0	1- 0	0- 0				
3- 8	0- 0	0- 0	NON-CONFERENCE	0- 0	3- 8	2- 5				
1- 3	0- 0	0- 0	HOME	0- 0	1- 3	1- 2				
1- 5	0- 0	0- 0	AWAY	0- 0	1- 5	1- 3				
1- 0	0- 0	0- 0	NEUTRAL	0- 0	1- 0	0- 0				
1- 13	0- 0	0- 0	CONFERENCE	0- 1	1- 12	1- 10				
1- 5	0- 0	0- 0	HOME	0- 0	1- 5	1- 3				
0- 8	0- 0	0- 0	AWAY	0- 1	0- 7	0- 7				
0- 0	0- 0	0- 0	NEUTRAL	0- 0	0- 0	0- 0				

RPI 1-25				RPI 26-50				RPI 51-100				RPI 101+				Team's RPI: 345
RPI	S	Opponent	Score	RPI	S	Opponent	Score	RPI	S	Opponent	Score	RPI	S	Opponent	Score	
								64	A	Qui nni pi ac	39 86	106	A	Seton Hal l	49 91	
												117	N	Del aware	90 87	
												119	H	Yale	49 70	
												164	A	Saint Joseph' s	58 87	
												169	H	Marist	53 86	
												197	H	Si ena	59 62	
												233	H	Lafayette	64 61	
												246	A	Ni agara	54 64	
												246	H	Ni agara	52 87	
												248	A	Manhattan	64 76	
												258	A	Fai rfi el d	41 62	
												269	A	Ri der	52 62	
												269	H	Ri der	52 57	
												273	A	LIU Brookl yn	46 57	
												277	A	Fai rlei gh Di cki nson	59 69	
												280	H	St. Francis Brookl yn	49 64	
												285	A	Canis i us	49 52	
												285	H	Canis i us	53 66	
												286	A	Massachusetts	65 81	
												299	A	Monmouth	44 51	
												299	H	Monmouth	67 47	
												340	A	I ona	42 52	
												346	A	NJIT	59 52	
												347	H	UMass Lowell	60 66	
LAST 12 Division I GAMES:																
				269	A	Ri der	52 62	246	H	Ni agara	52 87					
				285	A	Canis i us	49 52	285	H	Canis i us	53 66					
				246	A	Ni agara	54 64	258	A	Fai rfi el d	41 62					
				197	H	Si ena	59 62	64	A	Qui nni pi ac	39 86					
				340	A	I ona	42 52	299	A	Monmouth	44 51					
				299	H	Monmouth	67 47	169	H	Marist	53 86					

Non-Div I Games:

Saint Peter's

Average RPI Win:	282	WON-LOST	WINNING	LAST 10	STRENGTH OF	OPP. STRENGTH	TEAM	ADJ.	CONF.	ADJ CONF.
Average RPI Loss:	208	RECORD	PCT. RANK	GAMES	SCHEDULE	OF SCHEDULE	RPI	RPI	RPI	RPI
DIV. I ONLY	2- 22	342	1- 9	293	314	346	346	22	22	
DIV. I NON-CONF.	1- 13	336	0- 2	280	340	345	345	21	21	

TOTALS	RPI 1-25	RPI 26-50	W-L RECORDS	RPI 51-100	RPI 101-999	RPI 201+				
2- 22	0- 0	0- 2	OVERALL	0- 2	2- 18	2- 12				
2- 11	0- 0	0- 0	HOME	0- 2	2- 9	2- 8				
0- 11	0- 0	0- 2	AWAY	0- 0	0- 9	0- 4				
0- 0	0- 0	0- 0	NEUTRAL	0- 0	0- 0	0- 0				
1- 13	0- 0	0- 1	NON-CONFERENCE	0- 1	1- 11	1- 7				
1- 6	0- 0	0- 0	HOME	0- 1	1- 5	1- 5				
0- 7	0- 0	0- 1	AWAY	0- 0	0- 6	0- 2				
0- 0	0- 0	0- 0	NEUTRAL	0- 0	0- 0	0- 0				
1- 9	0- 0	0- 1	CONFERENCE	0- 1	1- 7	1- 5				
1- 5	0- 0	0- 0	HOME	0- 1	1- 4	1- 3				
0- 4	0- 0	0- 1	AWAY	0- 0	0- 3	0- 2				
0- 0	0- 0	0- 0	NEUTRAL	0- 0	0- 0	0- 0				

RPI 1-25				RPI 26-50				RPI 51-100				RPI 101+				Team's RPI: 346	
RPI	S	Opponent	Score	RPI	S	Opponent	Score	RPI	S	Opponent	Score	RPI	S	Opponent	Score		
				39	A	South Dakota St.	48 92	78	H	Penn	38 77	114	A	Dartmouth	50 81		
				41	A	FGCU	66 90	95	H	Jacksonville	58 88	152	A	Binghamton	36 67		
												163	A	Lehigh	50 64		
												175	A	Stetson	55 73		
												175	H	Stetson	53 72		
												179	A	Army West Point	49 79		
												238	H	North Florida	75 65		
												261	A	Lipscomb	58 66		
												261	H	Lipscomb	58 74		
												265	A	Morgan St.	43 55		
												267	H	Cornell	46 61		
												269	H	Rider	64 79		
												273	H	LIU Brooklyn	49 67		
												277	H	Fairleigh Dickinson	70 74		
												281	A	North Dakota St.	58 105		
												287	A	Kennesaw St.	65 80		
												287	H	Kennesaw St.	58 61		
												290	H	USC Upstate	57 95		
												326	H	Long Beach St.	73 57		
												345	H	Saint Peter's	52 59		
LAST 12 Division I GAMES:																	
				175	H	Stetson	53 72	95	H	Jacksonville	58 88						
				287	H	Kennesaw St.	58 61	175	A	Stetson	55 73						
				261	A	Lipscomb	58 66	41	A	FGCU	66 90						
				287	A	Kennesaw St.	65 80	290	H	USC Upstate	57 95						
				261	H	Lipscomb	58 74	267	H	Cornell	46 61						
				238	H	North Florida	75 65	78	H	Penn	38 77						

Non-Div I Games: St. Joseph's (Brkn)106 42

NJIT

RPI 1-25				RPI 26-50				RPI 51-100				RPI 101+ Team's RPI: 347					
RPI	S	Opponent	Score	RPI	S	Opponent	Score	RPI	S	Opponent	Score	RPI	S	Opponent	Score		
								70	H	Maine	51	69	152	H	Binghamton	46	76
								83	A	Albany (NY)	60	93	161	A	Hartford	56	78
								83	H	Albany (NY)	52	61	161	H	Hartford	42	81
													180	A	New Hampshire	45	66
													208	H	Columbia	77	70
													213	A	Stony Brook	50	59
													213	H	Stony Brook	60	63
													228	A	Texas Tech	65	93
													245	H	Holy Cross	56	84
													258	A	Fairfield	67	78
													265	H	Morgan St.	59	65
													267	H	Cornell	53	71
													274	A	Vermont	55	63
													277	A	Fairleigh Dickinson	51	60
													278	A	Colgate	64	84
													286	H	Massachusetts	63	73
													328	A	UMBC	54	66
													333	A	Rhode Island	64	81
													345	A	Saint Peter's	66	60
													349	A	Longwood	82	84
LAST 12 Division I GAMES:																	
				213	H	Stony Brook	60	63	83	H	Albany (NY)	52	61				
				83	A	Albany (NY)	60	93	180	A	New Hampshire	45	66				
				70	H	Maine	51	69	328	A	UMBC	54	66				
				161	A	Hartford	56	78	161	H	Hartford	42	81				
				213	A	Stony Brook	50	59	274	A	Vermont	55	63				
				152	H	Binghamton	46	76	267	H	Cornell	53	71				

UMass Lowell I

Average RPI Win:	292	WON-LOST	WINNING	LAST 10	STRENGTH OF	OPP. STRENGTH	TEAM	ADJ.	CONF.	ADJ CONF.
Average RPI Loss:	213	RECORD	PCT. RANK	GAMES	SCHEDULE	OF SCHEDULE	RPI	RPI	RPI	RPI

DIV. I ONLY	1- 19	345	0- 10	314	300	348	348	24	24
DIV. I NON-CONF.	1- 8	313	0- 1	322	342	347	347	22	22

TOTALS	RPI 1-25	RPI 26-50	W-L RECORDS	RPI 51-100	RPI 101-999	RPI 201+			
1- 19	0- 0	0- 0	OVERALL	0- 3	1- 16	1- 12			
1- 7	0- 0	0- 0	HOME	0- 1	1- 6	1- 4			
0- 12	0- 0	0- 0	AWAY	0- 0	0- 3	0- 2			
0- 0	0- 0	0- 0	NEUTRAL	0- 0	0- 0	0- 0			
1- 8	0- 0	0- 0	NON-CONFERENCE	0- 1	1- 7	1- 6			
1- 1	0- 0	0- 0	HOME	0- 0	1- 1	1- 1			
0- 7	0- 0	0- 0	AWAY	0- 1	0- 6	0- 5			
0- 0	0- 0	0- 0	NEUTRAL	0- 0	0- 0	0- 0			
0- 11	0- 0	0- 0	CONFERENCE	0- 2	0- 9	0- 6			
0- 6	0- 0	0- 0	HOME	0- 1	0- 5	0- 3			
0- 5	0- 0	0- 0	AWAY	0- 1	0- 4	0- 3			
0- 0	0- 0	0- 0	NEUTRAL	0- 0	0- 0	0- 0			

RPI 1-25	RPI 26-50	RPI 51-100	RPI 101+	Team's RPI: 348
RPI S Opponent Score	RPI S Opponent Score	RPI S Opponent Score	RPI S Opponent Score	
		51 A Western Ky. 54 92	104 A Kentucky 62 100	
		88 A Drake 66 107	112 H Missouri St. 65 95	
		88 H Drake 50 101	145 A UNI 41 65	
			172 H Southern Ill. 62 74	
			218 H Morehead St. 75 82	
			225 A Southeast Mo. St. 65 74	
			236 A Austin Peay 73 82	
			250 H Bradley 59 117	
			255 H Illinois St. 43 67	
			264 A Indiana St. 48 56	
			264 H Indiana St. 57 66	
			289 A Valparaiso 59 101	
			292 H Murray St. 89 81	
			296 A Loyola Chicago 63 82	
			317 A Alabama A&M 56 70	
			324 A Ill. -Chicago 77 96	
			344 A Eastern Ill. 52 79	
LAST 12 Division I GAMES:				
88 H Drake 50 101	88 A Drake 66 107	145 A UNI 41 65		
264 H Indiana St. 57 66	264 A Indiana St. 48 56	112 H Missouri St. 65 95		
296 A Loyola Chicago 63 82	172 H Southern Ill. 62 74	225 A Southeast Mo. St. 65 74		
289 A Valparaiso 59 101				
250 H Bradley 59 117				
255 H Illinois St. 43 67				

Non-Div I Games: Oakland City 96 59 Westminster (MO) 79 53

RPI 1-25				RPI 26-50				RPI 51-100				RPI 101+				Team's RPI: 349	
RPI	S	Opponent	Score	RPI	S	Opponent	Score	RPI	S	Opponent	Score	RPI	S	Opponent	Score		
								87	H	Li berty	51	63	108	A	George Mason	41	60
												155	H	Radford	33	52	
												156	A	Hi gh Point	41	62	
												156	H	Hi gh Point	39	75	
												199	H	Norfol k St.	45	64	
												200	A	Eastern Mich.	44	73	
												220	H	Gardner-Webb	54	61	
												247	A	UNC Asheville	52	82	
												249	A	Campbel l	48	58	
												270	A	Presbyteri an	75	60	
												270	H	Presbyteri an	66	56	
												277	H	Fai rleigh Dickinson	52	72	
												289	H	Valparai so	68	81	
												306	A	Charleston So.	57	73	
												306	H	Charleston So.	61	78	
												329	A	Wagner	43	60	
												330	A	Del aware St.	56	60	
												334	A	Marshall	45	90	
												335	A	N. C. Central	75	87	
												341	A	Wi nthrop	60	69	
												347	H	UMass Lowell	84	82	
LAST 12 Division I GAMES:																	
								270	A	Presbyteri an	75	60	156	A	Hi gh Point	41	62
								156	H	Hi gh Point	39	75	155	H	Radford	33	52
								306	H	Charleston So.	61	78	247	A	UNC Asheville	52	82
								341	A	Wi nthrop	60	69	220	H	Gardner-Webb	54	61
								249	A	Campbel l	48	58	270	H	Presbyteri an	66	56
								87	H	Li berty	51	63	306	A	Charleston So.	57	73

Longwood