

Average RPI Win:	259	WON-LOST	WINNING	LAST 10	STRENGTH OF	OPP. STRENGTH	TEAM	ADJ.	CONF.	ADJ CONF.
Average RPI Loss:	231	RECORD	PCT. RANK	GAMES	SCHEDULE	OF SCHEDULE	RPI	RPI	RPI	RPI
DIV. I ONLY	9- 10	186	6- 3	335	325	275	275	28	28	
DIV. I NON-CONF.	3- 7	250	1- 1	334	312	328	328	27	27	
TOTALS	RPI 1-25	RPI 26-50	W-L RECORDS	RPI 51-100	RPI 101-150	RPI 150+				
9- 10	0- 0	0- 0	OVERALL	0- 0	0- 0	9- 10				
4- 5	0- 0	0- 0	HOME	0- 0	0- 0	4- 5				
4- 5	0- 0	0- 0	AWAY	0- 0	0- 0	4- 5				
1- 0	0- 0	0- 0	NEUTRAL	0- 0	0- 0	1- 0				
3- 7	0- 0	0- 0	NON-CONFERENCE	0- 0	0- 0	3- 7				
1- 4	0- 0	0- 0	HOME	0- 0	0- 0	1- 4				
1- 3	0- 0	0- 0	AWAY	0- 0	0- 0	1- 3				
1- 0	0- 0	0- 0	NEUTRAL	0- 0	0- 0	1- 0				
6- 3	0- 0	0- 0	CONFERENCE	0- 0	0- 0	6- 3				
3- 1	0- 0	0- 0	HOME	0- 0	0- 0	3- 1				
3- 2	0- 0	0- 0	AWAY	0- 0	0- 0	3- 2				
0- 0	0- 0	0- 0	NEUTRAL	0- 0	0- 0	0- 0				

RPI 1-25				RPI 26-50				RPI 51-100				RPI 101+ Team's RPI: 275			
RPI	S	Opponent	Score	RPI	S	Opponent	Score	RPI	S	Opponent	Score	RPI	S	Opponent	Score
												151	A	Cal Poly	48 63
												176	A	Stephen F. Austin	55 64
												189	A	Tex.-Pan American	60 57
												208	H	Northwestern St.	59 66
												209	H	McNeese St.	76 65
												218	H	Lamar	56 51
												221	H	Texas Southern	68 63
												228	H	Texas-Arlington	28 42
												240	A	Nicholls St.	75 59
												242	H	Tennessee St.	61 72
												249	H	Oakland	54 61
												261	H	Houston	66 68
												262	A	Rice	54 59
												264	A	UNLV	65 77
												266	A	Central Ark.	59 63
												283	A	Southeastern La.	74 53
												293	N	Kent St.	57 47
												329	H	Incarnate Word	63 54
												345	A	New Orleans	58 46
LAST 12 Division I GAMES:															
				176	A	Stephen F. Austin	55 64					209	H	McNeese St.	76 65
				329	H	Incarnate Word	63 54					218	H	Lamar	56 51
				345	A	New Orleans	58 46					266	A	Central Ark.	59 63
				283	A	Southeastern La.	74 53					221	H	Texas Southern	68 63
				240	A	Nicholls St.	75 59					249	H	Oakland	54 61
				208	H	Northwestern St.	59 66					242	H	Tennessee St.	61 72

Non-Div I Games: Huston-Tillotson 99 33

A&amp;M-Corpus Christi

■ Loss, 
 ■ Non-Conf, S Site, 
 ■ Home 
 ■ Away 
 N Neutral

Average RPI Win:	278	WON-LOST	WINNING	LAST 10	STRENGTH OF	OPP. STRENGTH	TEAM	ADJ.	CONF.	ADJ CONF.
Average RPI Loss:	195	RECORD	PCT. RANK	GAMES	SCHEDULE	OF SCHEDULE	RPI	RPI	RPI	RPI
DIV. I ONLY	7- 9	208	3- 6	315	327	268	268	28	28	
DIV. I NON-CONF.	4- 3	136	1- 1	288	278	162	162	27	27	
TOTALS	RPI 1-25	RPI 26-50	W-L RECORDS	RPI 51-100	RPI 101-150	RPI 150+				
7- 9	0- 0	0- 0	OVERALL	0- 1	0- 1	7- 7				
3- 4	0- 0	0- 0	HOME	0- 0	0- 0	3- 4				
3- 5	0- 0	0- 0	AWAY	0- 1	0- 1	3- 3				
1- 0	0- 0	0- 0	NEUTRAL	0- 0	0- 0	1- 0				
4- 3	0- 0	0- 0	NON-CONFERENCE	0- 1	0- 1	4- 1				
2- 0	0- 0	0- 0	HOME	0- 0	0- 0	2- 0				
1- 3	0- 0	0- 0	AWAY	0- 1	0- 1	1- 1				
1- 0	0- 0	0- 0	NEUTRAL	0- 0	0- 0	1- 0				
3- 6	0- 0	0- 0	CONFERENCE	0- 0	0- 0	3- 6				
1- 4	0- 0	0- 0	HOME	0- 0	0- 0	1- 4				
2- 2	0- 0	0- 0	AWAY	0- 0	0- 0	2- 2				
0- 0	0- 0	0- 0	NEUTRAL	0- 0	0- 0	0- 0				

RPI 1-25			RPI 26-50			RPI 51-100			RPI 101+ Team's RPI: 268		
RPI	S	Opponent	Score	RPI	S	Opponent	Score	RPI	S	Opponent	Score
								62	A	Kansas St.	53 68
								111	A	Texas Tech	44 61
								176	H	Stephen F. Austin	69 71
								191	A	UTSA	57 70
								193	H	Eastern Wash.	79 72
								208	A	Northwestern St.	56 61
								209	A	McNeese St.	75 59
								217	N	George Mason	88 86
								218	A	Lamar	72 76
								240	H	Nicholls St.	39 63
								266	H	Central Ark.	60 66
								282	H	Sam Houston St.	58 63
								306	A	Houston Baptist	53 50
								329	H	Incarinate Word	78 54
								343	A	UMKC	80 55
								347	H	Air Force	80 44
LAST 12 Division I GAMES:											
218	A	Lamar	72 76	240	H	Nicholls St.	39 63				
306	A	Houston Baptist	53 50	208	A	Northwestern St.	56 61				
329	H	Incarinate Word	78 54	266	H	Central Ark.	60 66				
282	H	Sam Houston St.	58 63	62	A	Kansas St.	53 68				
176	H	Stephen F. Austin	69 71	347	H	Air Force	80 44				
209	A	McNeese St.	75 59	111	A	Texas Tech	44 61				

Non-Div I Games: Howard Payne 102 60 Angelo St. 70 55 Wayland Baptist 91 64 Southwestern Christ100 52  
Abilene Christian

Loss, Non-Conf, S Site, H Home A Away N Neutral

Average RPI Win:	289	WON-LOST	WINNING	LAST 10	STRENGTH OF	OPP. STRENGTH	TEAM	ADJ.	CONF.	ADJ CONF.
Average RPI Loss:	213	RECORD	PCT. RANK	GAMES	SCHEDULE	OF SCHEDULE	RPI	RPI	RPI	RPI
DIV. I ONLY	2- 19	343	1- 9	314	317	347	347	21	21	
DIV. I NON-CONF.	1- 10	330	0- 2	295	349	348	348	19	19	
TOTALS	RPI 1-25	RPI 26-50	W-L RECORDS	RPI 51-100	RPI 101-150	RPI 150+				
2- 19	0- 0	0- 0	OVERALL	0- 1	0- 3	2- 15				
2- 8	0- 0	0- 0	HOME	0- 0	0- 0	2- 8				
0- 11	0- 0	0- 0	AWAY	0- 1	0- 3	0- 7				
0- 0	0- 0	0- 0	NEUTRAL	0- 0	0- 0	0- 0				
1- 10	0- 0	0- 0	NON-CONFERENCE	0- 0	0- 2	1- 8				
1- 3	0- 0	0- 0	HOME	0- 0	0- 0	1- 3				
0- 7	0- 0	0- 0	AWAY	0- 0	0- 2	0- 5				
0- 0	0- 0	0- 0	NEUTRAL	0- 0	0- 0	0- 0				
1- 9	0- 0	0- 0	CONFERENCE	0- 1	0- 1	1- 7				
1- 5	0- 0	0- 0	HOME	0- 0	0- 0	1- 5				
0- 4	0- 0	0- 0	AWAY	0- 1	0- 1	0- 2				
0- 0	0- 0	0- 0	NEUTRAL	0- 0	0- 0	0- 0				

RPI 1-25			RPI 26-50			RPI 51-100			RPI 101+			Team's RPI: 347
RPI	S	Opponent	Score	RPI	S	Opponent	Score	RPI	S	Opponent	Score	
						77 A Colorado St.	42 62	127 A Boise St.			54 81	
								132 A Army			35 79	
								137 A Bakersfield			56 96	
								154 H New Mexico			47 70	
								182 A SIUE			51 86	
								204 A San Diego St.			47 70	
								204 H San Diego St.			65 74	
								213 H Santa Clara			64 85	
								214 A Northern Colo.			35 76	
								224 H Southern Utah			57 73	
								241 H Nevada			53 76	
								250 A San Jose St.			64 91	
								250 H San Jose St.			83 80	
								257 H Utah St.			53 69	
								259 H Weber St.			53 71	
								264 H UNLV			79 91	
								268 A Abilene Christian			44 80	
								301 A Denver			66 107	
								327 H Omaha			65 57	
								336 A Utah Valley			44 58	
LAST 12 Division I GAMES:												
264	H	UNLV	79 91	77	A	Colorado St.	42 62					
250	H	San Jose St.	83 80	250	A	San Jose St.	64 91					
127	A	Boise St.	54 81	241	H	Nevada	53 76					
204	A	San Diego St.	47 70	204	H	San Diego St.	65 74					
257	H	Utah St.	53 69	268	A	Abilene Christian	44 80					
154	H	New Mexico	47 70	336	A	Utah Valley	44 58					

Non-Div I Games:

Air Force

■ Loss, 
 ■ Non-Conf, S Site, 
 ■ Home 
 ■ Away 
 N Neutral

Average RPI Win:	216	WON-LOST	WINNING	LAST 10	STRENGTH OF	OPP. STRENGTH	TEAM	ADJ.	CONF.	ADJ CONF.
Average RPI Loss:	89	RECORD	PCT. RANK	GAMES	SCHEDULE	OF SCHEDULE	RPI	RPI	RPI	RPI
DIV. I ONLY	15- 4	33	6- 4	235	164	78	78	15	15	
DIV. I NON-CONF.	9- 1	21	1- 1	275	175	64	64	17	17	
TOTALS	RPI 1-25	RPI 26-50	W-L RECORDS	RPI 51-100	RPI 101-150	RPI 150+				
15- 4	0- 0	0- 1	OVERALL	0- 2	3- 0	12- 1				
8- 1	0- 0	0- 0	HOME	0- 0	1- 0	7- 1				
5- 3	0- 0	0- 1	AWAY	0- 2	2- 0	3- 0				
2- 0	0- 0	0- 0	NEUTRAL	0- 0	0- 0	2- 0				
9- 1	0- 0	0- 0	NON-CONFERENCE	0- 1	1- 0	8- 0				
5- 0	0- 0	0- 0	HOME	0- 0	1- 0	4- 0				
2- 1	0- 0	0- 0	AWAY	0- 1	0- 0	2- 0				
2- 0	0- 0	0- 0	NEUTRAL	0- 0	0- 0	2- 0				
6- 3	0- 0	0- 1	CONFERENCE	0- 1	2- 0	4- 1				
3- 1	0- 0	0- 0	HOME	0- 0	0- 0	3- 1				
3- 2	0- 0	0- 1	AWAY	0- 1	2- 0	1- 0				
0- 0	0- 0	0- 0	NEUTRAL	0- 0	0- 0	0- 0				

RPI 1-25				RPI 26-50				RPI 51-100				Team's RPI: 78	RPI 101+			
RPI	S	Opponent	Score	RPI	S	Opponent	Score	RPI	S	Opponent	Score		RPI	S	Opponent	Score
				50	A	Ohio	60 72	55	A	Youngstown St.	62 75		108	H	UNI	82 73
								83	A	Western Mich.	61 67		114	A	Toledo	102 101
													119	A	Central Mich.	74 72
													169	H	Ball St.	73 77
													177	N	Siena	90 74
													179	H	Eastern Mich.	65 48
													181	H	Northern Ky.	82 49
													194	N	Belmont	73 58
													210	H	Morehead St.	89 61
													243	A	UCF	73 64
													247	A	Bethune-Cookman	81 63
													271	H	Valparaiso	100 65
													284	H	Bowling Green	67 59
													293	H	Kent St.	74 67
													302	A	Miami (OH)	65 47
													314	H	Binghamton	80 49
LAST 12 Division I GAMES:																
				293	H	Kent St.	74 67						179	H	Eastern Mich.	65 48
				50	A	Ohio	60 72						284	H	Bowling Green	67 59
				119	A	Central Mich.	74 72						83	A	Western Mich.	61 67
				169	H	Ball St.	73 77						55	A	Youngstown St.	62 75
				302	A	Miami (OH)	65 47						243	A	UCF	73 64
				114	A	Toledo	102 101						247	A	Bethune-Cookman	81 63

Non-Div I Games: Ohio Christian 97 62

Akron

■ Loss, 
 ■ Non-Conf, 
 ■ S Site, 
 ■ Home 
 ■ A Away 
 N Neutral

## Alabama

Through Games Of Feb. 1, 2015

Average RPI Win:	231	WON-LOST	WINNING	LAST 10	STRENGTH OF	OPP. STRENGTH	TEAM	ADJ.	CONF.	ADJ CONF.
Average RPI Loss:	60	RECORD	PCT. RANK	GAMES	SCHEDULE	OF SCHEDULE	RPI	RPI	RPI	RPI
DIV. I ONLY	12- 12	168	2- 8	74	85	153	153	3	3	
DIV. I NON-CONF.	11- 4	69	3- 0	277	244	175	175	5	5	
TOTALS	RPI 1-25	RPI 26-50	W-L RECORDS	RPI 51-100	RPI 101-150	RPI 150+				
12- 12	0- 4	1- 4	OVERALL	1- 2	1- 0	9- 2				
9- 7	0- 3	1- 1	HOME	0- 1	1- 0	7- 2				
1- 4	0- 1	0- 2	AWAY	1- 1	0- 0	0- 0				
2- 1	0- 0	0- 1	NEUTRAL	0- 0	0- 0	2- 0				
11- 4	0- 1	1- 1	NON-CONFERENCE	1- 0	0- 0	9- 2				
8- 3	0- 1	1- 0	HOME	0- 0	0- 0	7- 2				
1- 0	0- 0	0- 0	AWAY	1- 0	0- 0	0- 0				
2- 1	0- 0	0- 1	NEUTRAL	0- 0	0- 0	2- 0				
1- 8	0- 3	0- 3	CONFERENCE	0- 2	1- 0	0- 0				
1- 4	0- 2	0- 1	HOME	0- 1	1- 0	0- 0				
0- 4	0- 1	0- 2	AWAY	0- 1	0- 0	0- 0				
0- 0	0- 0	0- 0	NEUTRAL	0- 0	0- 0	0- 0				

RPI 1-25				RPI 26-50				RPI 51-100				RPI 101+ Team's RPI: 153			
RPI	S	Opponent	Score	RPI	S	Opponent	Score	RPI	S	Opponent	Score	RPI	S	Opponent	Score
7	A	South Carolina	54 85	29	H	Nebraska	53 51	52	H	Arkansas	42 53	141	H	Auburn	51 50
7	H	South Carolina	59 102	31	A	Georgia	47 64	68	A	Kansas	85 80	155	N	Temple	58 51
11	H	Kentucky	66 78	35	A	Mississippi St.	50 66	98	A	Ole Miss	63 77	172	H	UT Martin	68 55
15	H	Duke	40 90	36	N	Quinnipiac	66 73					180	H	Jacksonville St.	62 64
				44	H	Vanderbilt	52 55					198	H	Mercer	39 46
LAST 12 Division I GAMES:															
				52	H	Arkansas	42 53	7	H	South Carolina	59 102	223	H	USC Upstate	74 65
				7	A	South Carolina	54 85	31	A	Georgia	47 64	276	N	Georgetown	72 58
				44	H	Vanderbilt	52 55	11	H	Kentucky	66 78	335	H	Florida A&M	60 44
				141	H	Auburn	51 50	346	H	Mississippi Val.	71 40	337	H	Ark.-Pine Bluff	71 27
				35	A	Mississippi St.	50 66	345	H	New Orleans	87 58	342	H	Alabama A&M	75 44
				98	A	Ole Miss	63 77	337	H	Ark.-Pine Bluff	71 27	345	H	New Orleans	87 58
												346	H	Mississippi Val.	71 40

Non-Div I Games:

Alabama

■ Loss, 
 ■ Non-Conf, 
 S Site, 
 ■ Home 
 ■ Away 
 N Neutral

## Alabama A&amp;M

Through Games Of Feb. 1, 2015

Average RPI Win:	275	WON-LOST	WINNING	LAST 10	STRENGTH OF	OPP. STRENGTH	TEAM	ADJ.	CONF.	ADJ CONF.
Average RPI Loss:	218	RECORD	PCT. RANK	GAMES	SCHEDULE	OF SCHEDULE	RPI	RPI	RPI	RPI
DIV. I ONLY	4- 15	306	4- 6	327	337	342	342	33	33	
DIV. I NON-CONF.	1- 10	330	1- 3	184	289	327	327	32	32	
TOTALS	RPI 1-25	RPI 26-50	W-L RECORDS	RPI 51-100	RPI 101-150	RPI 150+				
4- 15	0- 0	0- 1	OVERALL	0- 1	1- 2	3- 11				
3- 6	0- 0	0- 0	HOME	0- 0	1- 2	2- 4				
1- 9	0- 0	0- 1	AWAY	0- 1	0- 0	1- 7				
0- 0	0- 0	0- 0	NEUTRAL	0- 0	0- 0	0- 0				
1- 10	0- 0	0- 1	NON-CONFERENCE	0- 1	1- 2	0- 6				
1- 3	0- 0	0- 0	HOME	0- 0	1- 2	0- 1				
0- 7	0- 0	0- 1	AWAY	0- 1	0- 0	0- 5				
0- 0	0- 0	0- 0	NEUTRAL	0- 0	0- 0	0- 0				
3- 5	0- 0	0- 0	CONFERENCE	0- 0	0- 0	3- 5				
2- 3	0- 0	0- 0	HOME	0- 0	0- 0	2- 3				
1- 2	0- 0	0- 0	AWAY	0- 0	0- 0	1- 2				
0- 0	0- 0	0- 0	NEUTRAL	0- 0	0- 0	0- 0				

RPI 1-25			RPI 26-50			RPI 51-100			RPI 101+			Team's RPI: 342
RPI	S	Opponent	Score	RPI	S	Opponent	Score	RPI	S	Opponent	Score	
				38	A	Western Ky.	44 96	98	A	Ole Miss	47 71	
										103	H	Louisiana Tech 68 70
										121	H	East Tenn. St. 64 88
										140	H	Kennesaw St. 73 66
										153	A	Alabama 44 75
										160	A	Samford 50 61
										206	A	Prairie View 64 81
										252	H	Eastern Ky. 56 62
										267	H	Southern U. 55 77
										291	A	South Carolina St. 62 69
										292	H	Jackson St. 71 75
										296	H	Grambling 59 56
										297	A	Southeast Mo. St. 38 66
										319	H	Alabama St. 59 50
										326	H	Alcorn 55 58
										333	A	Murray St. 81 102
										337	A	Ark.-Pine Bluff 69 70
										346	A	Mississippi Val. 63 58
LAST 12 Division I GAMES:												
				206	A	Prairie View	64 81			296	H	Grambling 59 56
				326	H	Alcorn	55 58			292	H	Jackson St. 71 75
				267	H	Southern U.	55 77			140	H	Kennesaw St. 73 66
				319	H	Alabama St.	59 50			98	A	Ole Miss 47 71
				337	A	Ark.-Pine Bluff	69 70			252	H	Eastern Ky. 56 62
				346	A	Mississippi Val.	63 58			291	A	South Carolina St. 62 69

Non-Div I Games:

Alabama A&amp;M

■ Loss, 
 ■ Non-Conf, S Site, 
 ■ Home 
 ■ Away 
 N Neutral

Average RPI Win:	328	WON-LOST	WINNING	LAST 10	STRENGTH OF	OPP. STRENGTH	TEAM	ADJ.	CONF.	ADJ CONF.
Average RPI Loss:	207	RECORD	PCT. RANK	GAMES	SCHEDULE	OF SCHEDULE	RPI	RPI	RPI	RPI
DIV. I ONLY	5- 10	265	4- 5	347	338	319	319	33	33	
DIV. I NON-CONF.	1- 6	316	0- 2	254	237	288	288	32	32	
TOTALS	RPI 1-25	RPI 26-50	W-L RECORDS	RPI 51-100	RPI 101-150	RPI 150+				
5- 10	0- 0	0- 1	OVERALL	0- 1	0- 0	5- 8				
2- 2	0- 0	0- 0	HOME	0- 0	0- 0	2- 2				
3- 8	0- 0	0- 1	AWAY	0- 1	0- 0	3- 6				
0- 0	0- 0	0- 0	NEUTRAL	0- 0	0- 0	0- 0				
1- 6	0- 0	0- 1	NON-CONFERENCE	0- 1	0- 0	1- 4				
0- 0	0- 0	0- 0	HOME	0- 0	0- 0	0- 0				
1- 6	0- 0	0- 1	AWAY	0- 1	0- 0	1- 4				
0- 0	0- 0	0- 0	NEUTRAL	0- 0	0- 0	0- 0				
4- 4	0- 0	0- 0	CONFERENCE	0- 0	0- 0	4- 4				
2- 2	0- 0	0- 0	HOME	0- 0	0- 0	2- 2				
2- 2	0- 0	0- 0	AWAY	0- 0	0- 0	2- 2				
0- 0	0- 0	0- 0	NEUTRAL	0- 0	0- 0	0- 0				

RPI 1-25				RPI 26-50				RPI 51-100				RPI 101+				Team's RPI: 319	
RPI	S	Opponent	Score	RPI	S	Opponent	Score	RPI	S	Opponent	Score	RPI	S	Opponent	Score		
				38	A	Western Ky.	54 93	75	A	Georgia Tech	53 77	160	A	Samford	43 56		
												161	A	Troy	50 70		
												203	A	Savannah St.	62 71		
												221	A	Texas Southern	51 67		
												267	H	Southern U.	49 53		
												292	H	Jackson St.	85 90		
												296	H	Grambling	53 30		
												311	A	South Ala.	61 64		
												326	H	Alcorn	54 45		
												335	A	Florida A&M	64 49		
												337	A	Ark.-Pine Bluff	64 53		
												342	A	Alabama A&M	50 59		
												346	A	Mississippi Val.	62 45		
LAST 12 Division I GAMES:																	
				221	A	Texas Southern	51 67	292	H	Jackson St.	85 90						
				267	H	Southern U.	49 53	296	H	Grambling	53 30						
				326	H	Alcorn	54 45	160	A	Samford	43 56						
				342	A	Alabama A&M	50 59	75	A	Georgia Tech	53 77						
				346	A	Mississippi Val.	62 45	161	A	Troy	50 70						
				337	A	Ark.-Pine Bluff	64 53	38	A	Western Ky.	54 93						

Non-Div I Games: Mobile 66 30 Bluefield St. 82 73 Stillman 75 66

Alabama St.

Loss, Non-Conf, S Site, H Home A Away N Neutral

Average RPI Win: <b>223</b>	WON-LOST	WINNING	LAST 10	STRENGTH OF	OPP. STRENGTH	TEAM	ADJ.	CONF.	ADJ CONF.
Average RPI Loss: <b>101</b>	RECORD	PCT. RANK	GAMES	SCHEDULE	OF SCHEDULE	RPI	RPI	RPI	RPI
DIV. I ONLY	15- 7	69	1- 2	180	177	89	89	23	23
DIV. I NON-CONF.	7- 6	154	0- 1	190	117	119	119	24	24
TOTALS	RPI 1-25	RPI 26-50	W-L RECORDS	RPI 51-100	RPI 101-150	RPI 150+			
15- 7	0- 1	0- 2	OVERALL	1- 1	1- 2	13- 1			
4- 3	0- 0	0- 0	HOME	0- 1	1- 1	3- 1			
11- 4	0- 1	0- 2	AWAY	1- 0	0- 1	10- 0			
0- 0	0- 0	0- 0	NEUTRAL	0- 0	0- 0	0- 0			
7- 6	0- 1	0- 2	NON-CONFERENCE	0- 0	0- 2	7- 1			
1- 2	0- 0	0- 0	HOME	0- 0	0- 1	1- 1			
6- 4	0- 1	0- 2	AWAY	0- 0	0- 1	6- 0			
0- 0	0- 0	0- 0	NEUTRAL	0- 0	0- 0	0- 0			
8- 1	0- 0	0- 0	CONFERENCE	1- 1	1- 0	6- 0			
3- 1	0- 0	0- 0	HOME	0- 1	1- 0	2- 0			
5- 0	0- 0	0- 0	AWAY	1- 0	0- 0	4- 0			
0- 0	0- 0	0- 0	NEUTRAL	0- 0	0- 0	0- 0			

RPI 1-25				RPI 26-50				RPI 51-100				Team's RPI: 89				RPI 101+			
RPI	S	Opponent	Score	RPI	S	Opponent	Score	RPI	S	Opponent	Score			RPI	S	Opponent	Score		
17	A	North Carolina	56 71	36	A	Quinnipiac	62 66	92	A	Maine	49 43			126	A	Marist	58 61		
				38	A	Western Ky.	54 63	92	H	Maine	44 52			130	H	Hofstra	55 65		
														135	H	Hartford	82 58		
														168	H	New Hampshire	76 65		
														177	A	Siena	76 57		
														183	A	Cal St. Fullerton	71 49		
														197	A	Pepperdine	62 36		
														199	A	Penn St.	54 53		
														200	H	Stony Brook	69 59		
														245	A	Canisius	64 59		
														258	A	UMass Lowell	78 50		
														269	H	Northeastern	67 70		
														273	A	Colgate	67 48		
														290	A	UMBC	72 62		
														308	H	St. Francis Brooklyn	90 47		
														313	A	Vermont	89 48		
														314	A	Binghamton	82 49		
LAST 12 Division I GAMES:																			
				38	A	Western Ky.	54 63	314	A	Binghamton	82 49								
				92	H	Maine	44 52	258	A	UMass Lowell	78 50								
				313	A	Vermont	89 48	168	H	New Hampshire	76 65								
				135	H	Hartford	82 58	92	A	Maine	49 43								
				290	A	UMBC	72 62	17	A	North Carolina	56 71								
				200	H	Stony Brook	69 59	269	H	Northeastern	67 70								



Average RPI Win: <b>289</b>	WON-LOST	WINNING	LAST 10	STRENGTH OF	OPP. STRENGTH	TEAM	ADJ.	CONF.	ADJ CONF.
Average RPI Loss: <b>226</b>	RECORD	PCT. RANK	GAMES	SCHEDULE	OF SCHEDULE	RPI	RPI	RPI	RPI
DIV. I ONLY	6- 12	265	3- 1	344	336	326	326	33	33
DIV. I NON-CONF.	1- 8	322	0- 0	253	249	335	335	32	32
TOTALS	RPI 1-25	RPI 26-50	W-L RECORDS	RPI 51-100	RPI 101-150	RPI 150+			
6- 12	0- 0	0- 1	OVERALL	0- 1	0- 1	6- 9			
4- 4	0- 0	0- 0	HOME	0- 0	0- 1	4- 3			
2- 8	0- 0	0- 0	AWAY	0- 1	0- 0	2- 0			
0- 0	0- 0	0- 0	NEUTRAL	0- 0	0- 0	0- 0			
1- 8	0- 0	0- 1	NON-CONFERENCE	0- 1	0- 1	1- 5			
1- 2	0- 0	0- 0	HOME	0- 0	0- 1	1- 1			
0- 6	0- 0	0- 1	AWAY	0- 1	0- 0	0- 4			
0- 0	0- 0	0- 0	NEUTRAL	0- 0	0- 0	0- 0			
5- 4	0- 0	0- 0	CONFERENCE	0- 0	0- 0	5- 4			
3- 2	0- 0	0- 0	HOME	0- 0	0- 0	3- 2			
2- 2	0- 0	0- 0	AWAY	0- 0	0- 0	2- 2			
0- 0	0- 0	0- 0	NEUTRAL	0- 0	0- 0	0- 0			

RPI 1-25				RPI 26-50				RPI 51-100				RPI 101+				Team's RPI: 326
RPI	S	Opponent	Score	RPI	S	Opponent	Score	RPI	S	Opponent	Score	RPI	S	Opponent	Score	
				29	A	Nebraska	49 83	94	A	Michigan St.	41 77	148	H	La.-Lafayette	57 64	
												206	H	Prairie View	68 46	
												211	H	La.-Monroe	62 53	
												221	H	Texas Southern	66 75	
												226	A	UAB	43 57	
												254	A	UTEP	53 63	
												262	A	Rice	33 61	
												266	H	Central Ark.	36 62	
												267	H	Southern U.	51 59	
												292	A	Jackson St.	76 69	
												296	A	Grambling	57 64	
												319	A	Alabama St.	45 54	
												327	A	Omaha	39 59	
												337	H	Ark.-Pine Bluff	45 39	
												342	A	Alabama A&M	58 55	
												346	H	Mississippi Val.	52 47	
LAST 12 Division I GAMES:																
				337	H	Ark.-Pine Bluff	45 39	319	A	Alabama St.	45 54					
				292	A	Jackson St.	76 69	346	H	Mississippi Val.	52 47					
				221	H	Texas Southern	66 75	296	A	Grambling	57 64					
				206	H	Prairie View	68 46	254	A	UTEP	53 63					
				267	H	Southern U.	51 59	148	H	La.-Lafayette	57 64					
				342	A	Alabama A&M	58 55	94	A	Michigan St.	41 77					

Non-Div I Games:

Alcorn

■ Loss, 
 ■ Non-Conf, 
 ■ S Site, 
 ■ H Home 
 ■ A Away 
 N Neutral

Average RPI Win:	212	WON-LOST	WINNING	LAST 10	STRENGTH OF	OPP. STRENGTH	TEAM	ADJ.	CONF.	ADJ CONF.
Average RPI Loss:	91	RECORD	PCT. RANK	GAMES	SCHEDULE	OF SCHEDULE	RPI	RPI	RPI	RPI
DIV. I ONLY	13- 8	102	8- 2	92	156	90	90	19	19	
DIV. I NON-CONF.	5- 6	177	1- 1	35	72	88	88	21	21	
TOTALS	RPI 1-25	RPI 26-50	W-L RECORDS	RPI 51-100	RPI 101-150	RPI 150+				
13- 8	0- 4	1- 0	OVERALL	0- 0	3- 1	9- 3				
5- 4	0- 3	0- 0	HOME	0- 0	0- 0	5- 1				
6- 4	0- 1	0- 0	AWAY	0- 0	2- 1	4- 2				
2- 0	0- 0	1- 0	NEUTRAL	0- 0	1- 0	0- 0				
5- 6	0- 4	1- 0	NON-CONFERENCE	0- 0	1- 0	3- 2				
1- 3	0- 3	0- 0	HOME	0- 0	0- 0	1- 0				
2- 3	0- 1	0- 0	AWAY	0- 0	0- 0	2- 2				
2- 0	0- 0	1- 0	NEUTRAL	0- 0	1- 0	0- 0				
8- 2	0- 0	0- 0	CONFERENCE	0- 0	2- 1	6- 1				
4- 1	0- 0	0- 0	HOME	0- 0	0- 0	4- 1				
4- 1	0- 0	0- 0	AWAY	0- 0	2- 1	2- 0				
0- 0	0- 0	0- 0	NEUTRAL	0- 0	0- 0	0- 0				

RPI 1-25				RPI 26-50				RPI 51-100 Team's RPI: 90				RPI 101+			
RPI	S	Opponent	Score	RPI	S	Opponent	Score	RPI	S	Opponent	Score	RPI	S	Opponent	Score
4	A	Maryland	50 94	42	N	Gonzaga	59 56					101	A	Lehigh	75 73
13	H	George Washington	52 63									132	A	Army	60 68
16	H	Princeton	56 63									146	A	Bucknell	60 55
25	H	James Madison	65 69									150	N	Oregon	72 64
												163	A	Wake Forest	64 77
												171	H	Lafayette	63 44
												178	A	Massachusetts	61 71
												195	A	Holy Cross	74 63
												195	H	Holy Cross	61 67
												202	H	Navy	59 49
												256	H	Loyola Maryland	62 50
												273	A	Colgate	66 58
												290	H	UMBC	77 51
												298	H	Boston U.	75 45
												304	A	Manhattan	60 52
												331	A	UMES	64 52
LAST 12 Division I GAMES:															
195	H	Holy Cross	61 67	273	A	Colgate	66 58								
202	H	Navy	59 49	256	H	Loyola Maryland	62 50								
132	A	Army	60 68	195	A	Holy Cross	74 63								
298	H	Boston U.	75 45	146	A	Bucknell	60 55								
171	H	Lafayette	63 44	163	A	Wake Forest	64 77								
101	A	Lehigh	75 73	331	A	UMES	64 52								

Non-Div I Games:

American

■ Loss, 
 ■ Non-Conf, S Site, 
 ■ Home 
 ■ Away 
 N Neutral

Average RPI Win:	226	WON-LOST	WINNING	LAST 10	STRENGTH OF	OPP. STRENGTH	TEAM	ADJ.	CONF.	ADJ CONF.
Average RPI Loss:	111	RECORD	PCT. RANK	GAMES	SCHEDULE	OF SCHEDULE	RPI	RPI	RPI	RPI
DIV. I ONLY	9- 9	168	5- 5	125	158	131	131	16	16	
DIV. I NON-CONF.	4- 4	158	1- 0	62	180	106	106	16	16	
TOTALS	RPI 1-25	RPI 26-50	W-L RECORDS	RPI 51-100	RPI 101-150	RPI 150+				
9- 9	0- 2	0- 1	OVERALL	1- 1	2- 1	6- 4				
6- 2	0- 0	0- 0	HOME	1- 0	1- 0	4- 2				
3- 7	0- 2	0- 1	AWAY	0- 1	1- 1	2- 2				
0- 0	0- 0	0- 0	NEUTRAL	0- 0	0- 0	0- 0				
4- 4	0- 2	0- 0	NON-CONFERENCE	0- 0	1- 1	3- 1				
3- 1	0- 0	0- 0	HOME	0- 0	0- 0	3- 1				
1- 3	0- 2	0- 0	AWAY	0- 0	1- 1	0- 0				
0- 0	0- 0	0- 0	NEUTRAL	0- 0	0- 0	0- 0				
5- 5	0- 0	0- 1	CONFERENCE	1- 1	1- 0	3- 3				
3- 1	0- 0	0- 0	HOME	1- 0	1- 0	1- 1				
2- 4	0- 0	0- 1	AWAY	0- 1	0- 0	2- 2				
0- 0	0- 0	0- 0	NEUTRAL	0- 0	0- 0	0- 0				

RPI 1-25				RPI 26-50				RPI 51-100				RPI 101+ Team's RPI: 131			
RPI	S	Opponent	Score	RPI	S	Opponent	Score	RPI	S	Opponent	Score	RPI	S	Opponent	Score
11	A	Kentucky	74 111	45	A	UALR	48 69	59	A	Arkansas St.	75 89	110	A	Furman	79 84
17	A	North Carolina	52 84					59	H	Arkansas St.	70 69	121	A	East Tenn. St.	76 70
												148	H	La.-Lafayette	63 51
												157	A	Texas St.	58 67
												161	A	Troy	87 91
												207	H	Radford	67 68
												229	H	N.C. A&T	72 70
												233	H	Georgia St.	71 76
												265	H	UNCW	82 72
												288	A	Ga. Southern	77 74
												305	H	Gardner-Webb	77 69
												311	A	South Ala.	67 63
												311	H	South Ala.	70 59
LAST 12 Division I GAMES:															
288	A	Ga. Southern	77 74	45	A	UALR	48 69	311	A	South Ala.	67 63				
157	A	Texas St.	58 67	148	H	La.-Lafayette	63 51	59	A	Arkansas St.	75 89				
311	H	South Ala.	70 59	229	H	N.C. A&T	72 70	17	A	North Carolina	52 84				
161	A	Troy	87 91												
233	H	Georgia St.	71 76												
59	H	Arkansas St.	70 69												

Non-Div I Games: Catawba 81 64

Appalachian St.

■ Loss, 
 ■ Non-Conf, S Site, 
 ■ Home 
 ■ Away 
 N Neutral

Average RPI Win:	242	WON-LOST	WINNING	LAST 10	STRENGTH OF	OPP. STRENGTH	TEAM	ADJ.	CONF.	ADJ CONF.
Average RPI Loss:	77	RECORD	PCT. RANK	GAMES	SCHEDULE	OF SCHEDULE	RPI	RPI	RPI	RPI
DIV. I ONLY	8- 13	243	0- 3	57	88	170	170	5	5	
DIV. I NON-CONF.	7- 4	107	0- 1	258	328	173	173	3	3	
TOTALS	RPI 1-25	RPI 26-50	W-L RECORDS	RPI 51-100	RPI 101-150	RPI 150+				
8- 13	0- 6	0- 1	OVERALL	0- 0	1- 4	7- 2				
6- 5	0- 3	0- 1	HOME	0- 0	1- 1	5- 0				
2- 7	0- 0	0- 0	AWAY	0- 0	0- 0	2- 0				
0- 1	0- 0	0- 0	NEUTRAL	0- 0	0- 1	0- 0				
7- 4	0- 0	0- 0	NON-CONFERENCE	0- 0	0- 3	7- 1				
5- 1	0- 0	0- 0	HOME	0- 0	0- 1	5- 0				
2- 2	0- 0	0- 0	AWAY	0- 0	0- 1	2- 1				
0- 1	0- 0	0- 0	NEUTRAL	0- 0	0- 1	0- 0				
1- 9	0- 6	0- 1	CONFERENCE	0- 0	1- 1	0- 1				
1- 4	0- 3	0- 1	HOME	0- 0	1- 0	0- 0				
0- 5	0- 3	0- 0	AWAY	0- 0	0- 1	0- 1				
0- 0	0- 0	0- 0	NEUTRAL	0- 0	0- 0	0- 0				

RPI S	Opponent	Score	RPI S	Opponent	Score	RPI S	Opponent	Score	RPI S	Opponent	Score	Team's RPI: 170
9	H Oregon St.	55 73	43	H Washington St.	70 81				102	A Colorado	69 81	
10	A Arizona St.	54 71							111	A Texas Tech	54 57	
10	H Arizona St.	41 88							114	N Toledo	54 69	
20	H Washington	69 79							137	H Bakersfield	72 76	
23	A California	56 68							150	H Oregon	81 78	
24	A Stanford	47 77							163	A Wake Forest	72 69	
									172	H UT Martin	61 56	
									176	A Stephen F. Austin	60 72	
									222	A Utah	48 62	
									226	H UAB	49 44	
									267	H Southern U.	56 45	
									296	H Grambling	65 51	
									322	A FIU	65 58	
									341	H UC Santa Barbara	61 34	
LAST 12 Division I GAMES:												
23	A California	56 68	24	A Stanford	47 77							
114	N Toledo	54 69	10	A Arizona St.	54 71							
9	H Oregon St.	55 73	10	H Arizona St.	41 88							
102	A Colorado	69 81	20	H Washington	69 79							
222	A Utah	48 62	43	H Washington St.	70 81							
150	H Oregon	81 78	172	H UT Martin	61 56							

Non-Div I Games:

Arizona

■ Loss, 
 ■ Non-Conf, 
 ■ S Site, 
 ■ H Home 
 ■ A Away 
 N Neutral

Average RPI Win:	113	WON-LOST	WINNING	LAST 10	STRENGTH OF	OPP. STRENGTH	TEAM	ADJ.	CONF.	ADJ CONF.
Average RPI Loss:	14	RECORD	PCT. RANK	GAMES	SCHEDULE	OF SCHEDULE	RPI	RPI	RPI	RPI
DIV. I ONLY	20- 2	7	2- 0	25	22	10	10	5	5	
DIV. I NON-CONF.	11- 1	11	2- 0	39	34	9	9	3	3	
TOTALS	RPI 1-25	RPI 26-50	W-L RECORDS	RPI 51-100	RPI 101-150	RPI 150+				
20- 2	3- 2	3- 0	OVERALL	3- 0	6- 0	5- 0				
11- 1	1- 1	2- 0	HOME	1- 0	5- 0	2- 0				
7- 0	2- 0	0- 0	AWAY	1- 0	1- 0	3- 0				
2- 1	0- 1	1- 0	NEUTRAL	1- 0	0- 0	0- 0				
11- 1	0- 1	2- 0	NON-CONFERENCE	3- 0	4- 0	2- 0				
7- 0	0- 0	1- 0	HOME	1- 0	4- 0	1- 0				
2- 0	0- 0	0- 0	AWAY	1- 0	0- 0	1- 0				
2- 1	0- 1	1- 0	NEUTRAL	1- 0	0- 0	0- 0				
9- 1	3- 1	1- 0	CONFERENCE	0- 0	2- 0	3- 0				
4- 1	1- 1	1- 0	HOME	0- 0	1- 0	1- 0				
5- 0	2- 0	0- 0	AWAY	0- 0	1- 0	2- 0				
0- 0	0- 0	0- 0	NEUTRAL	0- 0	0- 0	0- 0				

RPI 1-25				RPI 26-50				RPI 51-100				RPI 101+			
RPI	S	Opponent	Score	RPI	S	Opponent	Score	RPI	S	Opponent	Score	RPI	S	Opponent	Score
9	H	Oregon St.	57 68	43	H	Washington St.	78 64	51	H	Northwestern	88 75	101	H	Lehigh	81 61
18	N	Green Bay	57 63	44	N	Vanderbilt	72 67	57	A	Miami (FL)	65 61	102	A	Colorado	68 60
20	H	Washington	62 48	46	H	Middle Tenn.	81 67	85	N	Villanova	51 46	116	H	Yale	69 51
23	A	California	67 52									128	H	UC Davis	72 51
24	A	Stanford	60 57									137	H	Bakersfield	83 54
												150	H	Oregon	70 58
												170	A	Arizona	88 41
												170	H	Arizona	71 54
												222	A	Utah	58 48
												255	H	SMU	77 42
												315	A	Illinois St.	89 44
LAST 12 Division I GAMES:															
				51	H	Northwestern	88 75	24	A	Stanford	60 57				
				44	N	Vanderbilt	72 67	23	A	California	67 52				
				222	A	Utah	58 48	170	H	Arizona	71 54				
				102	A	Colorado	68 60	170	A	Arizona	88 41				
				9	H	Oregon St.	57 68	43	H	Washington St.	78 64				
				150	H	Oregon	70 58	20	H	Washington	62 48				

Non-Div I Games:

Arizona St.

Average RPI Win:	344	WON-LOST	WINNING	LAST 10	STRENGTH OF	OPP. STRENGTH	TEAM	ADJ.	CONF.	ADJ CONF.
Average RPI Loss:	190	RECORD	PCT. RANK	GAMES	SCHEDULE	OF SCHEDULE	RPI	RPI	RPI	RPI
DIV. I ONLY	2- 14	333	0- 4	266	326	337	337	33	33	
DIV. I NON-CONF.	0- 8	338	0- 2	29	169	276	276	32	32	
TOTALS	RPI 1-25	RPI 26-50	W-L RECORDS	RPI 51-100	RPI 101-150	RPI 150+				
2- 14	0- 0	0- 2	OVERALL	0- 2	0- 0	2- 10				
2- 3	0- 0	0- 0	HOME	0- 0	0- 0	2- 3				
0- 11	0- 0	0- 0	AWAY	0- 0	0- 0	0- 0				
0- 0	0- 0	0- 0	NEUTRAL	0- 0	0- 0	0- 0				
0- 8	0- 0	0- 2	NON-CONFERENCE	0- 2	0- 0	0- 4				
0- 0	0- 0	0- 0	HOME	0- 0	0- 0	0- 0				
0- 8	0- 0	0- 2	AWAY	0- 2	0- 0	0- 4				
0- 0	0- 0	0- 0	NEUTRAL	0- 0	0- 0	0- 0				
2- 6	0- 0	0- 0	CONFERENCE	0- 0	0- 0	2- 6				
2- 3	0- 0	0- 0	HOME	0- 0	0- 0	2- 3				
0- 3	0- 0	0- 0	AWAY	0- 0	0- 0	0- 3				
0- 0	0- 0	0- 0	NEUTRAL	0- 0	0- 0	0- 0				

RPI 1-25				RPI 26-50				RPI 51-100				RPI 101+				Team's RPI: 337	
RPI	S	Opponent	Score	RPI	S	Opponent	Score	RPI	S	Opponent	Score	RPI	S	Opponent	Score		
				35	A	Mississippi St.	26 83	53	A	Wichita St.	26 55	153	A	Alabama	27 71		
				40	A	Iowa St.	56 82	82	A	Oklahoma St.	45 90	165	A	Xavier	52 89		
												206	H	Prairie View	66 83		
												221	H	Texas Southern	45 74		
												226	A	UAB	56 65		
												267	A	Southern U.	42 69		
												277	A	Cincinnati	57 73		
												296	A	Grambling	56 75		
												319	H	Alabama St.	53 64		
												326	A	Alcorn	39 45		
												342	H	Alabama A&M	70 69		
												346	H	Mississippi Val.	65 47		
LAST 12 Division I GAMES:																	
				221	H	Texas Southern	45 74	267	A	Southern U.	42 69						
				165	A	Xavier	52 89	342	H	Alabama A&M	70 69						
				326	A	Alcorn	39 45	319	H	Alabama St.	53 64						
				206	H	Prairie View	66 83	346	H	Mississippi Val.	65 47						
				53	A	Wichita St.	26 55	35	A	Mississippi St.	26 83						
				296	A	Grambling	56 75	226	A	UAB	56 65						

Non-Div I Games: Talladega 66 70 Philander Smith 76 62 Lane 83 54

Ark.-Pine Bluff

Loss, Non-Conf, S Site, H Home A Away N Neutral

## Arkansas

Through Games Of Feb. 1, 2015

Average RPI Win: 145		WON-LOST	WINNING	LAST 10	STRENGTH OF	OPP. STRENGTH	TEAM	ADJ.	CONF.	ADJ CONF.
Average RPI Loss: 61		RECORD	PCT. RANK	GAMES	SCHEDULE	OF SCHEDULE	RPI	RPI	RPI	RPI
DIV. I ONLY		13- 8	102	4- 6	24	45	52	52	3	3
DIV. I NON-CONF.		10- 2	31	3- 0	42	94	31	31	5	5
TOTALS		RPI 1-25	RPI 26-50		W-L RECORDS		RPI 51-100	RPI 101-150		RPI 150+
13- 8	1- 1	2- 4		OVERALL		1- 2	2- 0		7- 1	
7- 4	0- 1	1- 2		HOME		0- 1	2- 0		4- 0	
4- 4	0- 0	1- 2		AWAY		0- 1	0- 0		3- 1	
2- 0	1- 0	0- 0		NEUTRAL		1- 0	0- 0		0- 0	
10- 2	1- 0	2- 1		NON-CONFERENCE		1- 1	0- 0		6- 0	
5- 2	0- 0	1- 1		HOME		0- 1	0- 0		4- 0	
3- 0	0- 0	1- 0		AWAY		0- 0	0- 0		2- 0	
2- 0	1- 0	0- 0		NEUTRAL		1- 0	0- 0		0- 0	
3- 6	0- 1	0- 3		CONFERENCE		0- 1	2- 0		1- 1	
2- 2	0- 1	0- 1		HOME		0- 0	2- 0		0- 0	
1- 4	0- 0	0- 2		AWAY		0- 1	0- 0		1- 1	
0- 0	0- 0	0- 0		NEUTRAL		0- 0	0- 0		0- 0	

RPI 1-25				RPI 26-50				RPI 51-100 Team's RPI: 52				RPI 101+			
RPI	S	Opponent	Score	RPI	S	Opponent	Score	RPI	S	Opponent	Score	RPI	S	Opponent	Score
1	H	Tennessee	51 60	27	H	Oklahoma	71 64	65	H	South Dakota St.	75 80	113	H	Missouri	73 55
5	N	Iowa	77 67	28	H	Texas A&M	50 52	96	N	Richmond	74 55	141	H	Auburn	52 47
				35	A	Mississippi St.	57 72	98	A	Ole Miss	57 71	153	A	Alabama	53 42
				44	A	Vanderbilt	53 55					166	A	Florida	58 72
				46	A	Middle Tenn.	58 51					174	A	Tulsa	64 53
				49	H	Rutgers	52 64					185	A	Missouri St.	59 50
LAST 12 Division I GAMES:															
				153	A	Alabama	53 42	35	A	Mississippi St.	57 72				
				141	H	Auburn	52 47	28	H	Texas A&M	50 52				
				166	A	Florida	58 72	98	A	Ole Miss	57 71				
				44	A	Vanderbilt	53 55	296	H	Grambling	77 35				
				113	H	Missouri	73 55	27	H	Oklahoma	71 64				
				1	H	Tennessee	51 60	174	A	Tulsa	64 53				

Non-Div I Games:

Arkansas

■ Loss, 
 ■ Non-Conf, 
 ■ S Site, 
 ■ H Home 
 ■ A Away 
 N Neutral

Average RPI Win:	200	WON-LOST	WINNING	LAST 10	STRENGTH OF	OPP. STRENGTH	TEAM	ADJ.	CONF.	ADJ CONF.
Average RPI Loss:	78	RECORD	PCT. RANK	GAMES	SCHEDULE	OF SCHEDULE	RPI	RPI	RPI	RPI
DIV. I ONLY	14- 7	74	1- 1	119	92	59	59	16	16	
DIV. I NON-CONF.	4- 5	188	0- 1	52	22	83	83	16	16	
TOTALS	RPI 1-25	RPI 26-50	W-L RECORDS	RPI 51-100	RPI 101-150	RPI 150+				
14- 7	0- 1	2- 2	OVERALL	0- 1	1- 3	11- 0				
7- 1	0- 1	2- 0	HOME	0- 0	1- 0	4- 0				
7- 6	0- 0	0- 2	AWAY	0- 1	0- 3	7- 0				
0- 0	0- 0	0- 0	NEUTRAL	0- 0	0- 0	0- 0				
4- 5	0- 1	1- 2	NON-CONFERENCE	0- 1	0- 1	3- 0				
2- 1	0- 1	1- 0	HOME	0- 0	0- 0	1- 0				
2- 4	0- 0	0- 2	AWAY	0- 1	0- 1	2- 0				
0- 0	0- 0	0- 0	NEUTRAL	0- 0	0- 0	0- 0				
10- 2	0- 0	1- 0	CONFERENCE	0- 0	1- 2	8- 0				
5- 0	0- 0	1- 0	HOME	0- 0	1- 0	3- 0				
5- 2	0- 0	0- 0	AWAY	0- 0	0- 2	5- 0				
0- 0	0- 0	0- 0	NEUTRAL	0- 0	0- 0	0- 0				

RPI 1-25				RPI 26-50				RPI 51-100 Team's RPI: 59				RPI 101+			
RPI	S	Opponent	Score	RPI	S	Opponent	Score	RPI	S	Opponent	Score	RPI	S	Opponent	Score
22	H	FGCU	68 74	26	H	Chattanooga	57 52	68	A	Kansas	48 62	102	A	Colorado	69 80
				35	A	Mississippi St.	83 93					131	A	Appalachian St.	69 70
				37	A	Ohio St.	52 67					131	H	Appalachian St.	89 75
				45	H	UALR	70 69					148	A	La.-Lafayette	57 69
												157	H	Texas St.	68 48
												161	A	Troy	82 76
												185	A	Missouri St.	78 62
												211	A	La.-Monroe	77 57
												228	A	Texas-Arlington	80 77
												233	A	Georgia St.	61 47
												233	H	Georgia St.	76 65
												288	H	Ga. Southern	86 63
												292	H	Jackson St.	92 60
												293	A	Kent St.	59 44
												311	A	South Ala.	62 50
LAST 12 Division I GAMES:															
102	A	Colorado	69 80	157	H	Texas St.	68 48								
233	A	Georgia St.	61 47	131	A	Appalachian St.	69 70								
45	H	UALR	70 69	228	A	Texas-Arlington	80 77								
161	A	Troy	82 76	288	H	Ga. Southern	86 63								
148	A	La.-Lafayette	57 69	211	A	La.-Monroe	77 57								
233	H	Georgia St.	76 65	131	H	Appalachian St.	89 75								

Non-Div I Games: Christian Bros. 79 39

Arkansas St.

■ Loss, 
 ■ Non-Conf, S Site, 
 ■ Home 
 ■ Away 
 N Neutral





Average RPI Win:	220	WON-LOST	WINNING	LAST 10	STRENGTH OF	OPP. STRENGTH	TEAM	ADJ.	CONF.	ADJ CONF.
Average RPI Loss:	73	RECORD	PCT. RANK	GAMES	SCHEDULE	OF SCHEDULE	RPI	RPI	RPI	RPI
DIV. I ONLY	9- 13	225	0- 10	45	64	141	141	3	3	
DIV. I NON-CONF.	9- 4	84	2- 1	230	176	112	112	5	5	
TOTALS	RPI 1-25	RPI 26-50	W-L RECORDS	RPI 51-100	RPI 101-150	RPI 150+				
9- 13	1- 3	0- 3	OVERALL	0- 4	0- 0	8- 3				
7- 4	1- 1	0- 2	HOME	0- 0	0- 0	6- 1				
1- 8	0- 2	0- 1	AWAY	0- 3	0- 0	1- 2				
1- 1	0- 0	0- 0	NEUTRAL	0- 1	0- 0	1- 0				
9- 4	1- 0	0- 0	NON-CONFERENCE	0- 3	0- 0	8- 1				
7- 0	1- 0	0- 0	HOME	0- 0	0- 0	6- 0				
1- 3	0- 0	0- 0	AWAY	0- 2	0- 0	1- 1				
1- 1	0- 0	0- 0	NEUTRAL	0- 1	0- 0	1- 0				
0- 9	0- 3	0- 3	CONFERENCE	0- 1	0- 0	0- 2				
0- 4	0- 1	0- 2	HOME	0- 0	0- 0	0- 1				
0- 5	0- 2	0- 1	AWAY	0- 1	0- 0	0- 1				
0- 0	0- 0	0- 0	NEUTRAL	0- 0	0- 0	0- 0				

RPI 1-25				RPI 26-50				RPI 51-100				RPI 101+ Team's RPI: 141			
RPI	S	Opponent	Score	RPI	S	Opponent	Score	RPI	S	Opponent	Score	RPI	S	Opponent	Score
1	H	Tennessee	42 54	28	A	Texas A&M	45 78	52	A	Arkansas	47 52	153	A	Alabama	50 51
7	A	South Carolina	58 77	31	H	Georgia	52 57	66	A	St. John's (NY)	49 56	160	H	Samford	64 41
11	A	Kentucky	57 78	35	H	Mississippi St.	48 59	86	N	Hampton	42 44	161	H	Troy	71 54
22	H	FGCU	72 69					93	A	Virginia	51 66	166	H	Florida	50 63
												203	H	Savannah St.	62 56
												225	A	Winthrop	54 56
												255	N	SMU	56 43
												281	H	Marquette	79 53
												283	H	Southeastern La.	72 44
												296	H	Grambling	92 42
												322	A	FIU	81 44
LAST 12 Division I GAMES:															
28	A	Texas A&M	45 78	11	A	Kentucky	57 78								
52	A	Arkansas	47 52	166	H	Florida	50 63								
35	H	Mississippi St.	48 59	7	A	South Carolina	58 77								
153	A	Alabama	50 51	86	N	Hampton	42 44								
1	H	Tennessee	42 54	322	A	FIU	81 44								
31	H	Georgia	52 57	255	N	SMU	56 43								

Non-Div I Games:

Auburn

■ Loss, 
 ■ Non-Conf, 
 ■ S Site, 
 ■ H Home 
 ■ A Away 
 N Neutral

Average RPI Win: <b>238</b>	WON-LOST	WINNING	LAST 10	STRENGTH OF	OPP. STRENGTH	TEAM	ADJ.	CONF.	ADJ CONF.
Average RPI Loss: <b>168</b>	RECORD	PCT. RANK	GAMES	SCHEDULE	OF SCHEDULE	RPI	RPI	RPI	RPI
DIV. I ONLY	7- 14	265	5- 5	153	307	234	234	26	26
DIV. I NON-CONF.	2- 10	311	1- 2	67	265	254	254	26	26
TOTALS	RPI 1-25	RPI 26-50	W-L RECORDS	RPI 51-100	RPI 101-150	RPI 150+			
7- 14	0- 0	0- 2	OVERALL	0- 0	0- 4	7- 8			
3- 5	0- 0	0- 1	HOME	0- 0	0- 1	3- 3			
3- 8	0- 0	0- 1	AWAY	0- 0	0- 3	3- 4			
1- 1	0- 0	0- 0	NEUTRAL	0- 0	0- 0	1- 1			
2- 10	0- 0	0- 2	NON-CONFERENCE	0- 0	0- 4	2- 4			
1- 3	0- 0	0- 1	HOME	0- 0	0- 1	1- 1			
0- 6	0- 0	0- 1	AWAY	0- 0	0- 3	0- 2			
1- 1	0- 0	0- 0	NEUTRAL	0- 0	0- 0	1- 1			
5- 4	0- 0	0- 0	CONFERENCE	0- 0	0- 0	5- 4			
2- 2	0- 0	0- 0	HOME	0- 0	0- 0	2- 2			
3- 2	0- 0	0- 0	AWAY	0- 0	0- 0	3- 2			
0- 0	0- 0	0- 0	NEUTRAL	0- 0	0- 0	0- 0			

RPI S	Opponent	Score	RPI S	Opponent	Score	RPI S	Opponent	Score	RPI S	Opponent	Score	Team's RPI: 234
26	A Chattanooga	65 <b>76</b>	38	H Western Ky.	68 <b>91</b>				109	H Wright St.	73 <b>85</b>	
									117	A Southern Miss.	71 <b>80</b>	
									123	A Montana	62 <b>83</b>	
									145	A Memphis	60 <b>65</b>	
									158	N Saint Louis	86 81	
									164	H Southern Ill.	65 <b>75</b>	
									180	A Jacksonville St.	57 54	
									182	A SIUE	67 <b>87</b>	
									188	N Oral Roberts	60 <b>73</b>	
									194	H Belmont	72 59	
									205	A Evansville	68 <b>72</b>	
									210	H Morehead St.	72 <b>82</b>	
									242	H Tennessee St.	78 <b>81</b>	
									252	A Eastern Ky.	81 71	
									266	A Central Ark.	54 <b>63</b>	
									286	H Grand Canyon	84 77	
									297	H Southeast Mo. St.	70 62	
									299	A Eastern Ill.	66 63	
									332	A Tennessee Tech	71 <b>75</b>	
LAST 12 Division I GAMES:												
297	H	Southeast Mo. St.	70	62	332	A	Tennessee Tech	71	<b>75</b>			
182	A	SIUE	67	<b>87</b>	180	A	Jacksonville St.	57	54			
299	A	Eastern Ill.	66	63	252	A	Eastern Ky.	81	71			
210	H	Morehead St.	72	<b>82</b>	266	A	Central Ark.	54	<b>63</b>			
242	H	Tennessee St.	78	<b>81</b>	123	A	Montana	62	<b>83</b>			
194	H	Belmont	72	59	158	N	Saint Louis	86	81			

Non-Div I Games: Brescia 99 63

Austin Peay

■ Loss, 
 ■ Non-Conf, 
 ■ S Site, 
 ■ H Home 
 ■ A Away 
 N Neutral

BYU										
Average RPI Win:	191	WON-LOST	WINNING	LAST 10	STRENGTH OF	OPP. STRENGTH	TEAM	ADJ.	CONF.	ADJ CONF.
Average RPI Loss:	56	RECORD	PCT. RANK	GAMES	SCHEDULE	OF SCHEDULE	RPI	RPI	RPI	RPI
DIV. I ONLY	16- 5	38	9- 1	131	102	56	56	8	8	
DIV. I NON-CONF.	7- 3	83	1- 0	134	124	74	74	7	7	
<hr/>										
TOTALS	RPI 1-25	RPI 26-50	W-L RECORDS	RPI 51-100	RPI 101-150	RPI 150+				
16- 5	0- 1	0- 1	OVERALL	4- 2	0- 1	12- 0				
7- 2	0- 0	0- 0	HOME	2- 1	0- 1	5- 0				
7- 2	0- 0	0- 1	AWAY	0- 1	0- 0	7- 0				
2- 1	0- 1	0- 0	NEUTRAL	2- 0	0- 0	0- 0				
7- 3	0- 1	0- 0	NON-CONFERENCE	2- 1	0- 1	5- 0				
3- 1	0- 0	0- 0	HOME	0- 0	0- 1	3- 0				
2- 1	0- 0	0- 0	AWAY	0- 1	0- 0	2- 0				
2- 1	0- 1	0- 0	NEUTRAL	2- 0	0- 0	0- 0				
9- 2	0- 0	0- 1	CONFERENCE	2- 1	0- 0	7- 0				
4- 1	0- 0	0- 0	HOME	2- 1	0- 0	2- 0				
5- 1	0- 0	0- 1	AWAY	0- 0	0- 0	5- 0				
0- 0	0- 0	0- 0	NEUTRAL	0- 0	0- 0	0- 0				

RPI 1-25				RPI 26-50				RPI 51-100				Team's RPI: 56	RPI 101+			
RPI	S	Opponent	Score	RPI	S	Opponent	Score	RPI	S	Opponent	Score	RPI	S	Opponent	Score	
9	N	Oregon St.	61 71	42	A	Gonzaga	62 78	58	H	St. Mary's (CA)	51 61	107	H	CSUN	54 63	
								64	H	Pacific	89 72	167	A	San Francisco	68 63	
								65	A	South Dakota St.	65 75	167	H	San Francisco	65 62	
								69	H	San Diego	54 50	197	A	Pepperdine	84 78	
								77	N	Colorado St.	69 58	213	A	Santa Clara	58 56	
								97	N	Butler	81 62	213	H	Santa Clara	84 55	
												222	A	Utah	60 56	
												241	H	Nevada	65 60	
												253	A	Portland	83 79	
												257	A	Utah St.	62 58	
												259	H	Weber St.	64 53	
												264	H	UNLV	76 61	
												289	A	Loyola Marymount	71 63	
LAST 12 Division I GAMES:																
213	A	Santa Clara	58 56	289	A	Loyola Marymount	71 63	167	H	San Francisco	65 62	213	H	Santa Clara	84 55	
167	A	San Francisco	68 63	167	H	San Francisco	65 62	253	A	Portland	83 79	42	A	Gonzaga	62 78	
69	H	San Diego	54 50	213	H	Santa Clara	84 55	257	A	Utah St.	62 58					
58	H	St. Mary's (CA)	51 61													
64	H	Pacific	89 72													
197	A	Pepperdine	84 78													

Non-Div I Games: BYU-Hawaii 73 52

BYU

■ Loss, 
 ■ Non-Conf, S Site, 
 ■ Home 
 ■ Away 
 N Neutral

## Bakersfield

Through Games Of Feb. 1, 2015

Average RPI Win:	250	WON-LOST	WINNING	LAST 10	STRENGTH OF	OPP. STRENGTH	TEAM	ADJ.	CONF.	ADJ CONF.
Average RPI Loss:	140	RECORD	PCT. RANK	GAMES	SCHEDULE	OF SCHEDULE	RPI	RPI	RPI	RPI
DIV. I ONLY	14- 6	63	7- 3	317	228	137	137	31	31	
DIV. I NON-CONF.	10- 4	80	5- 1	283	166	113	113	31	31	
TOTALS	RPI 1-25	RPI 26-50	W-L RECORDS	RPI 51-100	RPI 101-150	RPI 150+				
14- 6	0- 1	1- 1	OVERALL	1- 0	1- 1	11- 3				
11- 0	0- 0	1- 0	HOME	1- 0	1- 0	8- 0				
3- 6	0- 1	0- 1	AWAY	0- 0	0- 1	3- 3				
0- 0	0- 0	0- 0	NEUTRAL	0- 0	0- 0	0- 0				
10- 4	0- 1	1- 1	NON-CONFERENCE	1- 0	1- 0	7- 2				
8- 0	0- 0	1- 0	HOME	1- 0	1- 0	5- 0				
2- 4	0- 1	0- 1	AWAY	0- 0	0- 0	2- 2				
0- 0	0- 0	0- 0	NEUTRAL	0- 0	0- 0	0- 0				
4- 2	0- 0	0- 0	CONFERENCE	0- 0	0- 1	4- 1				
3- 0	0- 0	0- 0	HOME	0- 0	0- 0	3- 0				
1- 2	0- 0	0- 0	AWAY	0- 0	0- 1	1- 1				
0- 0	0- 0	0- 0	NEUTRAL	0- 0	0- 0	0- 0				

RPI S	Opponent	Score	RPI S	Opponent	Score	RPI S	Opponent	Score	RPI S	Opponent	Score	Team's RPI: 137
10	A Arizona St.	54 83	29	A Nebraska	45 54	91	H Hawaii	78 69	122	H UC Riverside	66 65	
			30	H Fresno St.	80 60				133	A New Mexico St.	78 90	
									151	A Cal Poly	66 71	
									170	A Arizona	76 72	
									189	A Tex.-Pan American	60 77	
									264	H UNLV	74 71	
									278	A UC Irvine	68 65	
									278	H UC Irvine	80 70	
									286	H Grand Canyon	90 67	
									294	H LIU Brooklyn	84 53	
									318	A Seattle	69 62	
									327	A Omaha	68 80	
									341	H UC Santa Barbara	74 64	
									343	H UMKC	70 67	
									344	H Chicago St.	83 58	
									347	H Air Force	96 56	
LAST 12 Division I GAMES:												
318	A Seattle	69 62	341	H UC Santa Barbara	74 64							
344	H Chicago St.	83 58	151	A Cal Poly	66 71							
343	H UMKC	70 67	294	H LIU Brooklyn	84 53							
189	A Tex.-Pan American	60 77	91	H Hawaii	78 69							
133	A New Mexico St.	78 90	264	H UNLV	74 71							
286	H Grand Canyon	90 67	278	A UC Irvine	68 65							

Non-Div I Games: Fresno Pacific 82 60

Bakersfield

■ Loss, 
■ Non-Conf, S Site, 
■ Home 
■ Away 
N Neutral

Average RPI Win:	233	WON-LOST	WINNING	LAST 10	STRENGTH OF	OPP. STRENGTH	TEAM	ADJ.	CONF.	ADJ CONF.
Average RPI Loss:	91	RECORD	PCT. RANK	GAMES	SCHEDULE	OF SCHEDULE	RPI	RPI	RPI	RPI
DIV. I ONLY	10- 10	168	6- 4	157	123	169	169	15	15	
DIV. I NON-CONF.	4- 7	219	0- 3	126	30	214	214	17	17	
TOTALS	RPI 1-25	RPI 26-50	W-L RECORDS	RPI 51-100	RPI 101-150	RPI 150+				
10- 10	0- 1	0- 3	OVERALL	2- 3	0- 0	8- 3				
7- 4	0- 0	0- 1	HOME	1- 2	0- 0	6- 1				
3- 6	0- 1	0- 2	AWAY	1- 1	0- 0	2- 2				
0- 0	0- 0	0- 0	NEUTRAL	0- 0	0- 0	0- 0				
4- 7	0- 1	0- 2	NON-CONFERENCE	0- 3	0- 0	4- 1				
4- 2	0- 0	0- 0	HOME	0- 2	0- 0	4- 0				
0- 5	0- 1	0- 2	AWAY	0- 1	0- 0	0- 1				
0- 0	0- 0	0- 0	NEUTRAL	0- 0	0- 0	0- 0				
6- 3	0- 0	0- 1	CONFERENCE	2- 0	0- 0	4- 2				
3- 2	0- 0	0- 1	HOME	1- 0	0- 0	2- 1				
3- 1	0- 0	0- 0	AWAY	1- 0	0- 0	2- 1				
0- 0	0- 0	0- 0	NEUTRAL	0- 0	0- 0	0- 0				

RPI 1-25				RPI 26-50				RPI 51-100				RPI 101+ Team's RPI: 169			
RPI	S	Opponent	Score	RPI	S	Opponent	Score	RPI	S	Opponent	Score	RPI	S	Opponent	Score
8	A	Louisville	56 69	38	A	Western Ky.	59 84	54	H	Purdue	60 66	158	A	Saint Louis	68 73
				39	A	Pittsburgh	47 59	70	H	Duquesne	62 82	159	A	Buffalo	43 53
				50	H	Ohio	53 60	78	A	Akron	77 73	201	H	Charlotte	76 66
								83	H	Western Mich.	54 36	205	H	Evansville	76 70
								97	A	Butler	41 48	239	H	Northern Ill.	62 65
												249	H	Oakland	75 50
												284	A	Bowling Green	62 50
												293	H	Kent St.	85 47
												302	A	Miami (OH)	72 55
												302	H	Miami (OH)	72 41
												333	H	Murray St.	85 59
LAST 12 Division I GAMES:															
239	H	Northern Ill.	62 65	83	H	Western Mich.	54 36								
302	A	Miami (OH)	72 55	302	H	Miami (OH)	72 41								
50	H	Ohio	53 60	284	A	Bowling Green	62 50								
78	A	Akron	77 73	158	A	Saint Louis	68 73								
159	A	Buffalo	43 53	38	A	Western Ky.	59 84								
293	H	Kent St.	85 47	39	A	Pittsburgh	47 59								

Non-Div I Games:

Ball St.

■ Loss, 
 ■ Non-Conf, S Site, 
 ■ Home 
 ■ Away 
 N Neutral

Average RPI Win:	106	WON-LOST	WINNING	LAST 10	STRENGTH OF	OPP. STRENGTH	TEAM	ADJ.	CONF.	ADJ CONF.
Average RPI Loss:	11	RECORD	PCT. RANK	GAMES	SCHEDULE	OF SCHEDULE	RPI	RPI	RPI	RPI
DIV. I ONLY	20- 1	3	10- 0	17	20	3	3	1	1	
DIV. I NON-CONF.	11- 1	11	3- 0	61	59	10	10	2	2	
TOTALS	RPI 1-25	RPI 26-50	W-L RECORDS	RPI 51-100	RPI 101-150	RPI 150+				
20- 1	1- 1	3- 0	OVERALL	9- 0	1- 0	6- 0				
13- 0	1- 0	2- 0	HOME	3- 0	1- 0	6- 0				
5- 1	0- 1	0- 0	AWAY	5- 0	0- 0	0- 0				
2- 0	0- 0	1- 0	NEUTRAL	1- 0	0- 0	0- 0				
11- 1	0- 1	2- 0	NON-CONFERENCE	2- 0	1- 0	6- 0				
8- 0	0- 0	1- 0	HOME	0- 0	1- 0	6- 0				
1- 1	0- 1	0- 0	AWAY	1- 0	0- 0	0- 0				
2- 0	0- 0	1- 0	NEUTRAL	1- 0	0- 0	0- 0				
9- 0	1- 0	1- 0	CONFERENCE	7- 0	0- 0	0- 0				
5- 0	1- 0	1- 0	HOME	3- 0	0- 0	0- 0				
4- 0	0- 0	0- 0	AWAY	4- 0	0- 0	0- 0				
0- 0	0- 0	0- 0	NEUTRAL	0- 0	0- 0	0- 0				

RPI 1-25				RPI 26-50				RPI 51-100				RPI 101+			
RPI	S	Opponent	Score	RPI	S	Opponent	Score	RPI	S	Opponent	Score	RPI	S	Opponent	Score
11	A	Kentucky	64 74	34	N	Syracuse	74 72	61	A	West Virginia	66 62	126	H	Marist	90 60
21	H	Texas	75 58	40	H	Iowa St.	79 47	62	A	Kansas St.	74 44	173	H	Idaho	88 70
				47	H	Stetson	96 42	62	H	Kansas St.	68 46	176	H	Stephen F. Austin	96 57
								68	A	Kansas	71 63	188	H	Oral Roberts	101 60
								68	H	Kansas	66 58	189	H	Tex.-Pan American	96 42
								72	A	TCU	89 67	206	H	Prairie View	108 64
								82	H	Oklahoma St.	61 45	257	H	Utah St.	99 43
								94	N	Michigan St.	84 65				
								98	A	Ole Miss	96 54				
LAST 12 Division I GAMES:															
68	H	Kansas	66 58	61	A	West Virginia	66 62								
72	A	TCU	89 67	62	A	Kansas St.	74 44								
62	H	Kansas St.	68 46	82	H	Oklahoma St.	61 45								
21	H	Texas	75 58	206	H	Prairie View	108 64								
68	A	Kansas	71 63	94	N	Michigan St.	84 65								
40	H	Iowa St.	79 47	34	N	Syracuse	74 72								

Non-Div I Games:

Baylor

Average RPI Win:	266	WON-LOST	WINNING	LAST 10	STRENGTH OF	OPP. STRENGTH	TEAM	ADJ.	CONF.	ADJ CONF.
Average RPI Loss:	119	RECORD	PCT. RANK	GAMES	SCHEDULE	OF SCHEDULE	RPI	RPI	RPI	RPI
DIV. I ONLY	8- 13	243	5- 5	135	194	194	194	26	26	
DIV. I NON-CONF.	3- 9	281	1- 2	28	40	141	141	26	26	
TOTALS	RPI 1-25	RPI 26-50	W-L RECORDS	RPI 51-100	RPI 101-150	RPI 150+				
8- 13	0- 2	0- 4	OVERALL	0- 1	0- 1	8- 5				
4- 4	0- 0	0- 2	HOME	0- 0	0- 0	4- 2				
4- 8	0- 2	0- 2	AWAY	0- 0	0- 1	4- 3				
0- 1	0- 0	0- 0	NEUTRAL	0- 1	0- 0	0- 0				
3- 9	0- 2	0- 4	NON-CONFERENCE	0- 1	0- 1	3- 1				
1- 2	0- 0	0- 2	HOME	0- 0	0- 0	1- 0				
2- 6	0- 2	0- 2	AWAY	0- 0	0- 1	2- 1				
0- 1	0- 0	0- 0	NEUTRAL	0- 1	0- 0	0- 0				
5- 4	0- 0	0- 0	CONFERENCE	0- 0	0- 0	5- 4				
3- 2	0- 0	0- 0	HOME	0- 0	0- 0	3- 2				
2- 2	0- 0	0- 0	AWAY	0- 0	0- 0	2- 2				
0- 0	0- 0	0- 0	NEUTRAL	0- 0	0- 0	0- 0				

RPI 1-25				RPI 26-50				RPI 51-100				RPI 101+ Team's RPI: 194			
RPI	S	Opponent	Score	RPI	S	Opponent	Score	RPI	S	Opponent	Score	RPI	S	Opponent	Score
8	A	Louisville	35 95	26	H	Chattanooga	48 60	78	N	Akron	58 73	134	A	Cleveland St.	86 89
11	A	Kentucky	55 71	31	A	Georgia	43 62					172	H	UT Martin	68 85
				38	H	Western Ky.	50 66					180	H	Jacksonville St.	70 66
				44	A	Vanderbilt	58 65					182	H	SIUE	52 67
												198	A	Mercer	86 83
												234	A	Austin Peay	59 72
												242	A	Tennessee St.	64 62
												248	H	Lipscomb	80 60
												293	A	Kent St.	55 58
												297	H	Southeast Mo. St.	62 39
												299	A	Eastern Ill.	72 77
												301	A	Denver	72 43
												332	H	Tennessee Tech	59 53
												333	A	Murray St.	79 68
LAST 12 Division I GAMES:															
332	H	Tennessee Tech	59 53	182	H	SIUE	52 67								
242	A	Tennessee St.	64 62	172	H	UT Martin	68 85								
180	H	Jacksonville St.	70 66	297	H	Southeast Mo. St.	62 39								
333	A	Murray St.	79 68	38	H	Western Ky.	50 66								
234	A	Austin Peay	59 72	31	A	Georgia	43 62								
299	A	Eastern Ill.	72 77	198	A	Mercer	86 83								

Non-Div I Games: North Ala.

69

72

Belmont

■ Loss, 
 ■ Non-Conf, 
 ■ S Site, 
 ■ Home 
 ■ A Away 
 N Neutral



Average RPI Win:	302	WON-LOST	WINNING	LAST 10	STRENGTH OF	OPP. STRENGTH	TEAM	ADJ.	CONF.	ADJ CONF.
Average RPI Loss:	144	RECORD	PCT. RANK	GAMES	SCHEDULE	OF SCHEDULE	RPI	RPI	RPI	RPI
DIV. I ONLY	7- 12	249	6- 4	221	297	247	247	32	32	
DIV. I NON-CONF.	1- 9	328	1- 4	30	211	260	260	29	29	
TOTALS	RPI 1-25	RPI 26-50	W-L RECORDS	RPI 51-100	RPI 101-150	RPI 150+				
7- 12	0- 2	0- 1	OVERALL	0- 3	0- 0	7- 6				
3- 5	0- 1	0- 0	HOME	0- 2	0- 0	3- 2				
4- 5	0- 1	0- 1	AWAY	0- 1	0- 0	4- 2				
0- 2	0- 0	0- 0	NEUTRAL	0- 0	0- 0	0- 2				
1- 9	0- 2	0- 1	NON-CONFERENCE	0- 2	0- 0	1- 4				
1- 3	0- 1	0- 0	HOME	0- 1	0- 0	1- 1				
0- 4	0- 1	0- 1	AWAY	0- 1	0- 0	0- 1				
0- 2	0- 0	0- 0	NEUTRAL	0- 0	0- 0	0- 2				
6- 3	0- 0	0- 0	CONFERENCE	0- 1	0- 0	6- 2				
2- 2	0- 0	0- 0	HOME	0- 1	0- 0	2- 1				
4- 1	0- 0	0- 0	AWAY	0- 0	0- 0	4- 1				
0- 0	0- 0	0- 0	NEUTRAL	0- 0	0- 0	0- 0				

RPI 1-25				RPI 26-50				RPI 51-100				RPI 101+ Team's RPI: 247			
RPI	S	Opponent	Score	RPI	S	Opponent	Score	RPI	S	Opponent	Score	RPI	S	Opponent	Score
14	A	Florida St.	34 103	47	A	Stetson	61 91	60	A	East Carolina	42 71	157	N	Texas St.	40 51
22	H	FGCU	46 91					78	H	Akron	63 81	184	H	Fla. Atlantic	68 88
								86	H	Hampton	54 61	203	A	Savannah St.	59 52
												246	N	Campbell	55 66
												260	A	Jacksonville	51 64
												279	H	Norfolk St.	40 53
												280	A	Morgan St.	55 48
												291	A	South Carolina St.	61 68
												295	H	Western Caro.	63 53
												328	A	Coppin St.	61 58
												331	H	UMES	75 65
												335	A	Florida A&M	70 57
												339	H	Howard	61 53
LAST 12 Division I GAMES:															
335	A	Florida A&M	70 57	86	H	Hampton	54 61	295	H	Western Caro.	63 53	246	N	Campbell	55 66
339	H	Howard	61 53	22	H	FGCU	46 91	157	N	Texas St.	40 51	279	H	Norfolk St.	40 53
331	H	UMES	75 65	78	H	Akron	63 81								
280	A	Morgan St.	55 48												
328	A	Coppin St.	61 58												
279	H	Norfolk St.	40 53												

Non-Div I Games: Edward Waters 60 42 Lynn 67 48

Bethune-Cookman

Loss, Non-Conf, S Site, H Home A Away N Neutral

Binghamton

Through Games Of Feb. 1, 2015

Average RPI Win:	301	WON-LOST	WINNING	LAST 10	STRENGTH OF	OPP. STRENGTH	TEAM	ADJ.	CONF.	ADJ CONF.
Average RPI Loss:	170	RECORD	PCT. RANK	GAMES	SCHEDULE	OF SCHEDULE	RPI	RPI	RPI	RPI
DIV. I ONLY	4- 18	319	2- 8	198	299	314	314	23	23	
DIV. I NON-CONF.	2- 11	314	1- 2	193	320	318	318	24	24	
TOTALS	RPI 1-25	RPI 26-50	W-L RECORDS	RPI 51-100	RPI 101-150	RPI 150+				
4- 18	0- 1	0- 0	OVERALL	0- 4	0- 3	4- 10				
3- 6	0- 0	0- 0	HOME	0- 1	0- 1	3- 4				
0- 12	0- 0	0- 0	AWAY	0- 0	0- 0	0- 1				
1- 0	0- 0	0- 0	NEUTRAL	0- 0	0- 0	1- 0				
2- 11	0- 1	0- 0	NON-CONFERENCE	0- 2	0- 2	2- 6				
1- 4	0- 0	0- 0	HOME	0- 0	0- 1	1- 3				
0- 7	0- 1	0- 0	AWAY	0- 2	0- 1	0- 3				
1- 0	0- 0	0- 0	NEUTRAL	0- 0	0- 0	1- 0				
2- 7	0- 0	0- 0	CONFERENCE	0- 2	0- 1	2- 4				
2- 2	0- 0	0- 0	HOME	0- 1	0- 0	2- 1				
0- 5	0- 0	0- 0	AWAY	0- 1	0- 1	0- 3				
0- 0	0- 0	0- 0	NEUTRAL	0- 0	0- 0	0- 0				

RPI 1-25				RPI 26-50				RPI 51-100				RPI 101+ Team's RPI: 314			
RPI	S	Opponent	Score	RPI	S	Opponent	Score	RPI	S	Opponent	Score	RPI	S	Opponent	Score
16	A	Princeton	58 96					66	A	St. John's (NY)	51 67	135	A	Hartford	44 59
								78	A	Akron	49 80	146	H	Bucknell	57 68
								89	H	Albany (NY)	49 82	149	A	St. Bonaventure	54 72
								92	A	Maine	48 70	165	H	Xavier	71 89
												168	A	New Hampshire	68 73
												177	H	Siena	53 62
												200	A	Stony Brook	54 67
												244	H	Niagara	52 63
												245	A	Canisius	75 91
												258	A	UMass Lowell	49 66
												258	H	UMass Lowell	65 64
												273	A	Colgate	55 74
												274	A	NJIT	48 52
												285	H	Rider	72 67
												290	H	UMBC	55 71
												313	H	Vermont	73 62
												348	N	Delaware St.	90 84
LAST 12 Division I GAMES:															
258	A	UMass Lowell	49 66	313	H	Vermont	73 62								
290	H	UMBC	55 71	135	A	Hartford	44 59								
200	A	Stony Brook	54 67	258	H	UMass Lowell	65 64								
92	A	Maine	48 70	146	H	Bucknell	57 68								
168	A	New Hampshire	68 73	285	H	Rider	72 67								
89	H	Albany (NY)	49 82	177	H	Siena	53 62								

Non-Div I Games:

Binghamton

Loss, Non-Conf, S Site, H Home A Away N Neutral

Average RPI Win:	202	WON-LOST	WINNING	LAST 10	STRENGTH OF	OPP. STRENGTH	TEAM	ADJ.	CONF.	ADJ CONF.
Average RPI Loss:	196	RECORD	PCT. RANK	GAMES	SCHEDULE	OF SCHEDULE	RPI	RPI	RPI	RPI
DIV. I ONLY	11- 6	89	0- 0	200	263	127	127	21	21	
DIV. I NON-CONF.	6- 3	92	0- 0	161	290	93	93	19	19	
TOTALS	RPI 1-25	RPI 26-50	W-L RECORDS	RPI 51-100	RPI 101-150	RPI 150+				
11- 6	0- 0	0- 0	OVERALL	1- 2	2- 0	8- 4				
7- 1	0- 0	0- 0	HOME	1- 0	1- 0	5- 1				
3- 4	0- 0	0- 0	AWAY	0- 1	0- 0	3- 3				
1- 1	0- 0	0- 0	NEUTRAL	0- 1	1- 0	0- 0				
6- 3	0- 0	0- 0	NON-CONFERENCE	0- 1	2- 0	4- 2				
4- 0	0- 0	0- 0	HOME	0- 0	1- 0	3- 0				
1- 2	0- 0	0- 0	AWAY	0- 0	0- 0	1- 2				
1- 1	0- 0	0- 0	NEUTRAL	0- 1	1- 0	0- 0				
5- 3	0- 0	0- 0	CONFERENCE	1- 1	0- 0	4- 2				
3- 1	0- 0	0- 0	HOME	1- 0	0- 0	2- 1				
2- 2	0- 0	0- 0	AWAY	0- 1	0- 0	2- 1				
0- 0	0- 0	0- 0	NEUTRAL	0- 0	0- 0	0- 0				

RPI 1-25			RPI 26-50			RPI 51-100			RPI 101+			Team's RPI: 127
RPI	S	Opponent	Score	RPI	S	Opponent	Score	RPI	S	Opponent	Score	
						71 N Long Beach St.	50 68	116 N Yale			59 53	
						77 A Colorado St.	82 83	133 H New Mexico St.			70 45	
						77 H Colorado St.	75 65	154 H New Mexico			86 65	
								193 H Eastern Wash.			90 72	
								212 H Montana St.			75 60	
								215 H Wyoming			59 64	
								216 A Idaho St.			86 62	
								224 A Southern Utah			64 66	
								250 A San Jose St.			78 88	
								253 H Portland			94 58	
								257 A Utah St.			63 53	
								264 A UNLV			78 67	
								336 A Utah Valley			60 68	
								347 H Air Force			81 54	
LAST 12 Division I GAMES:												
						77 A Colorado St.	82 83	257 A Utah St.			63 53	
						347 H Air Force	81 54	77 H Colorado St.			75 65	
						250 A San Jose St.	78 88	253 H Portland			94 58	
						154 H New Mexico	86 65	193 H Eastern Wash.			90 72	
						264 A UNLV	78 67	336 A Utah Valley			60 68	
						215 H Wyoming	59 64	216 A Idaho St.			86 62	

Non-Div I Games: Col. of Idaho 91 40 Carroll (MT) 58 45

Boise St.

Average RPI Win:	176	WON-LOST	WINNING	LAST 10	STRENGTH OF	OPP. STRENGTH	TEAM	ADJ.	CONF.	ADJ CONF.
Average RPI Loss:	75	RECORD	PCT. RANK	GAMES	SCHEDULE	OF SCHEDULE	RPI	RPI	RPI	RPI
DIV. I ONLY	9- 12	212	0- 2	30	58	104	104	2	2	
DIV. I NON-CONF.	8- 5	123	0- 1	139	196	114	114	4	4	
TOTALS	RPI 1-25	RPI 26-50	W-L RECORDS	RPI 51-100	RPI 101-150	RPI 150+				
9- 12	1- 3	0- 2	OVERALL	1- 4	2- 2	5- 1				
6- 4	1- 0	0- 1	HOME	0- 1	1- 2	4- 0				
2- 8	0- 3	0- 1	AWAY	1- 3	1- 0	0- 1				
1- 0	0- 0	0- 0	NEUTRAL	0- 0	0- 0	1- 0				
8- 5	0- 1	0- 0	NON-CONFERENCE	1- 1	2- 2	5- 1				
5- 2	0- 0	0- 0	HOME	0- 0	1- 2	4- 0				
2- 3	0- 1	0- 0	AWAY	1- 1	1- 0	0- 1				
1- 0	0- 0	0- 0	NEUTRAL	0- 0	0- 0	1- 0				
1- 7	1- 2	0- 2	CONFERENCE	0- 3	0- 0	0- 0				
1- 2	1- 0	0- 1	HOME	0- 1	0- 0	0- 0				
0- 5	0- 2	0- 1	AWAY	0- 2	0- 0	0- 0				
0- 0	0- 0	0- 0	NEUTRAL	0- 0	0- 0	0- 0				

RPI 1-25				RPI 26-50				RPI 51-100				RPI 101+ Team's RPI: 104			
RPI	S	Opponent	Score	RPI	S	Opponent	Score	RPI	S	Opponent	Score	RPI	S	Opponent	Score
2	A	Notre Dame	58 104	34	H	Syracuse	46 64	57	A	Miami (FL)	53 74	130	H	Hofstra	61 75
15	H	Duke	60 56	39	A	Pittsburgh	70 78	58	A	St. Mary's (CA)	82 72	135	A	Hartford	73 61
17	A	North Carolina	60 72					75	H	Georgia Tech	77 80	143	H	Indiana	67 76
24	A	Stanford	63 96					92	A	Maine	64 69	147	H	Bryant	90 79
								93	A	Virginia	56 68	168	H	New Hampshire	64 58
												195	A	Holy Cross	64 80
												235	H	Providence	79 51
												263	N	Brown	90 80
												269	H	Northeastern	66 56
												298	H	Boston U.	73 56
LAST 12 Division I GAMES:															
92	A	Maine	64 69	2	A	Notre Dame	58 104								
17	A	North Carolina	60 72	75	H	Georgia Tech	77 80								
39	A	Pittsburgh	70 78	57	A	Miami (FL)	53 74								
15	H	Duke	60 56	269	H	Northeastern	66 56								
34	H	Syracuse	46 64	235	H	Providence	79 51								
93	A	Virginia	56 68	130	H	Hofstra	61 75								

Non-Div I Games:

Boston College

■ Loss, 
 ■ Non-Conf, 
 ■ S Site, 
 ■ H Home 
 ■ A Away 
 N Neutral

Average RPI Win: <b>225</b>	WON-LOST	WINNING	LAST 10	STRENGTH OF	OPP. STRENGTH	TEAM	ADJ.	CONF.	ADJ CONF.
Average RPI Loss: <b>155</b>	RECORD	PCT. RANK	GAMES	SCHEDULE	OF SCHEDULE	RPI	RPI	RPI	RPI
DIV. I ONLY	<b>4- 17</b>	<b>315</b>	<b>1- 9</b>	<b>182</b>	<b>199</b>	<b>298</b>	<b>298</b>	<b>19</b>	<b>19</b>
DIV. I NON-CONF.	<b>3- 8</b>	<b>263</b>	<b>0- 2</b>	<b>238</b>	<b>150</b>	<b>285</b>	<b>285</b>	<b>21</b>	<b>21</b>
TOTALS	RPI 1-25	RPI 26-50	W-L RECORDS	RPI 51-100	RPI 101-150	RPI 150+			
4- 17	0- 0	0- 0	OVERALL	0- 1	1- 8	3- 8			
3- 7	0- 0	0- 0	HOME	0- 0	1- 2	2- 5			
0- 10	0- 0	0- 0	AWAY	0- 0	0- 0	0- 0			
1- 0	0- 0	0- 0	NEUTRAL	0- 0	0- 0	1- 0			
3- 8	0- 0	0- 0	NON-CONFERENCE	0- 0	1- 4	2- 4			
2- 2	0- 0	0- 0	HOME	0- 0	1- 0	1- 2			
0- 6	0- 0	0- 0	AWAY	0- 0	0- 4	0- 2			
1- 0	0- 0	0- 0	NEUTRAL	0- 0	0- 0	1- 0			
1- 9	0- 0	0- 0	CONFERENCE	0- 1	0- 4	1- 4			
1- 5	0- 0	0- 0	HOME	0- 0	0- 2	1- 3			
0- 4	0- 0	0- 0	AWAY	0- 1	0- 2	0- 1			
0- 0	0- 0	0- 0	NEUTRAL	0- 0	0- 0	0- 0			

RPI 1-25			RPI 26-50			RPI 51-100			RPI 101+ Team's RPI: 298		
RPI	S	Opponent	Score	RPI	S	Opponent	Score	RPI	S	Opponent	Score
						90 A American	45 75	101 A Lehigh		64 85	
								101 H Lehigh		71 78	
								104 A Boston College		56 73	
								116 A Yale		59 66	
								120 A Rhode Island		48 56	
								126 A Marist		50 77	
								132 H Army		40 65	
								139 H Harvard		63 62	
								146 A Bucknell		56 72	
								154 A New Mexico		49 56	
								168 H New Hampshire		55 67	
								171 A Lafayette		60 67	
								176 N Stephen F. Austin		62 57	
								178 H Massachusetts		57 78	
								195 H Holy Cross		48 71	
								202 H Navy		55 61	
								256 H Loyola Maryland		53 63	
								269 A Northeastern		74 75	
								273 H Colgate		58 53	
								313 H Vermont		66 61	
LAST 12 Division I GAMES:											
101	H	Lehigh	71 78	171	A	Lafayette	60 67				
132	H	Army	40 65	202	H	Navy	55 61				
146	A	Bucknell	56 72	101	A	Lehigh	64 85				
90	A	American	45 75	195	H	Holy Cross	48 71				
256	H	Loyola Maryland	53 63	178	H	Massachusetts	57 78				
273	H	Colgate	58 53	126	A	Marist	50 77				

Non-Div I Games:

Boston U.

## Bowling Green

Through Games Of Feb. 1, 2015

Average RPI Win:	279	WON-LOST	WINNING	LAST 10	STRENGTH OF	OPP. STRENGTH	TEAM	ADJ.	CONF.	ADJ CONF.
Average RPI Loss:	182	RECORD	PCT. RANK	GAMES	SCHEDULE	OF SCHEDULE	RPI	RPI	RPI	RPI
DIV. I ONLY	9- 11	197	2- 8	348	202	284	284	15	15	
DIV. I NON-CONF.	7- 4	107	1- 2	349	208	271	271	17	17	
TOTALS	RPI 1-25	RPI 26-50	W-L RECORDS	RPI 51-100	RPI 101-150	RPI 150+				
9- 11	0- 0	0- 0	OVERALL	0- 3	0- 2	9- 6				
4- 3	0- 0	0- 0	HOME	0- 0	0- 2	4- 1				
4- 7	0- 0	0- 0	AWAY	0- 2	0- 0	4- 5				
1- 1	0- 0	0- 0	NEUTRAL	0- 1	0- 0	1- 0				
7- 4	0- 0	0- 0	NON-CONFERENCE	0- 1	0- 1	7- 2				
2- 1	0- 0	0- 0	HOME	0- 0	0- 1	2- 0				
4- 2	0- 0	0- 0	AWAY	0- 0	0- 0	4- 2				
1- 1	0- 0	0- 0	NEUTRAL	0- 1	0- 0	1- 0				
2- 7	0- 0	0- 0	CONFERENCE	0- 2	0- 1	2- 4				
2- 2	0- 0	0- 0	HOME	0- 0	0- 1	2- 1				
0- 5	0- 0	0- 0	AWAY	0- 2	0- 0	0- 3				
0- 0	0- 0	0- 0	NEUTRAL	0- 0	0- 0	0- 0				

RPI 1-25			RPI 26-50			RPI 51-100			RPI 101+ Team's RPI: 284		
RPI	S	Opponent	Score	RPI	S	Opponent	Score	RPI	S	Opponent	Score
						78 A Akron	59 67	114 H Toledo		48 64	
						83 A Western Mich.	52 82	146 H Bucknell		52 53	
						86 N Hampton	53 64	169 H Ball St.		50 62	
								179 A Eastern Mich.		52 64	
								190 H Iona		80 59	
								239 A Northern Ill.		50 67	
								239 H Northern Ill.		65 59	
								272 A Milwaukee		60 50	
								277 H Cincinnati		66 55	
								278 N UC Irvine		62 54	
								289 A Loyola Marymount		48 51	
								293 A Kent St.		48 55	
								302 H Miami (OH)		66 53	
								315 A Illinois St.		58 54	
								320 A Bradley		61 47	
								321 A Saint Francis (PA)		76 62	
								322 A FIU		55 68	
LAST 12 Division I GAMES:											
114	H	Toledo	48 64	293	A	Kent St.	48 55				
239	A	Northern Ill.	50 67	78	A	Akron	59 67				
302	H	Miami (OH)	66 53	169	H	Ball St.	50 62				
83	A	Western Mich.	52 82	322	A	FIU	55 68				
179	A	Eastern Mich.	52 64	86	N	Hampton	53 64				
239	H	Northern Ill.	65 59	320	A	Bradley	61 47				

Non-Div I Games:

Bowling Green

■ Loss, 
 ■ Non-Conf, 
 ■ S Site, 
 ■ H Home 
 ■ A Away 
 N Neutral

Average RPI Win:	246	WON-LOST	WINNING	LAST 10	STRENGTH OF	OPP. STRENGTH	TEAM	ADJ.	CONF.	ADJ CONF.
Average RPI Loss:	183	RECORD	PCT. RANK	GAMES	SCHEDULE	OF SCHEDULE	RPI	RPI	RPI	RPI
DIV. I ONLY	3- 17	326	2- 8	239	261	320	320	18	18	
DIV. I NON-CONF.	1- 10	330	0- 3	242	340	340	340	15	15	
TOTALS	RPI 1-25	RPI 26-50	W-L RECORDS	RPI 51-100	RPI 101-150	RPI 150+				
3- 17	0- 0	0- 1	OVERALL	0- 3	1- 2	2- 11				
1- 9	0- 0	0- 0	HOME	0- 2	1- 1	0- 6				
2- 8	0- 0	0- 1	AWAY	0- 1	0- 1	2- 5				
0- 0	0- 0	0- 0	NEUTRAL	0- 0	0- 0	0- 0				
1- 10	0- 0	0- 1	NON-CONFERENCE	0- 1	1- 0	0- 8				
1- 5	0- 0	0- 0	HOME	0- 0	1- 0	0- 5				
0- 5	0- 0	0- 1	AWAY	0- 1	0- 0	0- 3				
0- 0	0- 0	0- 0	NEUTRAL	0- 0	0- 0	0- 0				
2- 7	0- 0	0- 0	CONFERENCE	0- 2	0- 2	2- 3				
0- 4	0- 0	0- 0	HOME	0- 2	0- 1	0- 1				
2- 3	0- 0	0- 0	AWAY	0- 0	0- 1	2- 2				
0- 0	0- 0	0- 0	NEUTRAL	0- 0	0- 0	0- 0				

RPI 1-25				RPI 26-50				RPI 51-100				RPI 101+				Team's RPI: 320
RPI	S	Opponent	Score	RPI	S	Opponent	Score	RPI	S	Opponent	Score	RPI	S	Opponent	Score	
				27	A	Oklahoma	55 104	53	H	Wichita St.	45 61	105	A	Indiana St.	50 64	
								73	H	Drake	47 80	108	H	UNI	51 70	
								81	A	DePaul	77 101	113	H	Missouri	76 64	
												164	A	Southern Ill.	59 76	
												185	H	Missouri St.	64 78	
												192	A	Ill.-Chicago	43 71	
												200	A	Stony Brook	63 79	
												205	A	Evansville	46 86	
												231	H	Western Ill.	63 75	
												239	H	Northern Ill.	54 67	
												284	H	Bowling Green	47 61	
												297	H	Southeast Mo. St.	65 70	
												310	A	Loyola Chicago	46 45	
												315	A	Illinois St.	58 55	
												317	A	Columbia	74 81	
												344	H	Chicago St.	59 62	
LAST 12 Division I GAMES:																
				164	A	Southern Ill.	59 76					105	A	Indiana St.	50 64	
				315	A	Illinois St.	58 55					73	H	Drake	47 80	
				310	A	Loyola Chicago	46 45					108	H	UNI	51 70	
				185	H	Missouri St.	64 78					239	H	Northern Ill.	54 67	
				53	H	Wichita St.	45 61					284	H	Bowling Green	47 61	
				205	A	Evansville	46 86					344	H	Chicago St.	59 62	

Non-Div I Games:

Bradley

■ Loss, 
 ■ Non-Conf, S Site, 
 ■ Home 
 ■ Away 
 N Neutral

Average RPI Win:	295	WON-LOST	WINNING	LAST 10	STRENGTH OF	OPP. STRENGTH	TEAM	ADJ.	CONF.	ADJ CONF.
Average RPI Loss:	134	RECORD	PCT. RANK	GAMES	SCHEDULE	OF SCHEDULE	RPI	RPI	RPI	RPI
DIV. I ONLY	7- 11	239	0- 2	252	281	263	263	10	10	
DIV. I NON-CONF.	6- 8	197	0- 2	287	303	257	257	11	11	
TOTALS	RPI 1-25	RPI 26-50	W-L RECORDS	RPI 51-100	RPI 101-150	RPI 150+				
7- 11	0- 0	0- 0	OVERALL	0- 1	0- 8	7- 2				
4- 4	0- 0	0- 0	HOME	0- 0	0- 4	4- 0				
2- 5	0- 0	0- 0	AWAY	0- 1	0- 2	2- 2				
1- 2	0- 0	0- 0	NEUTRAL	0- 0	0- 2	1- 0				
6- 8	0- 0	0- 0	NON-CONFERENCE	0- 1	0- 5	6- 2				
3- 2	0- 0	0- 0	HOME	0- 0	0- 2	3- 0				
2- 4	0- 0	0- 0	AWAY	0- 1	0- 1	2- 2				
1- 2	0- 0	0- 0	NEUTRAL	0- 0	0- 2	1- 0				
1- 3	0- 0	0- 0	CONFERENCE	0- 0	0- 3	1- 0				
1- 2	0- 0	0- 0	HOME	0- 0	0- 2	1- 0				
0- 1	0- 0	0- 0	AWAY	0- 0	0- 1	0- 0				
0- 0	0- 0	0- 0	NEUTRAL	0- 0	0- 0	0- 0				

RPI S	Opponent	Score	RPI S	Opponent	Score	RPI S	Opponent	Score	RPI S	Opponent	Score	Team's RPI: 263
						92 A	Maine	53 58	104 N	Boston College	80 90	
									106 H	Cornell	52 65	
									116 A	Yale	49 66	
									116 H	Yale	69 79	
									120 A	Rhode Island	61 65	
									122 N	UC Riverside	65 79	
									147 H	Bryant	60 67	
									149 H	St. Bonaventure	56 58	
									168 A	New Hampshire	57 60	
									220 H	Sacred Heart	66 56	
									235 A	Providence	69 78	
									274 H	NJIT	67 39	
									280 A	Morgan St.	59 52	
									313 A	Vermont	81 76	
									317 H	Columbia	85 76	
									323 H	Fairleigh Dickinson	79 74	
									339 N	Howard	80 68	
LAST 12 Division I GAMES:												
149 H	St. Bonaventure	56 58	116 A	Yale	49 66							
104 N	Boston College	80 90	280 A	Morgan St.	59 52							
317 H	Columbia	85 76	339 N	Howard	80 68							
106 H	Cornell	52 65	122 N	UC Riverside	65 79							
116 H	Yale	69 79	323 H	Fairleigh Dickinson	79 74							
274 H	NJIT	67 39	220 H	Sacred Heart	66 56							

Non-Div I Games:

Brown



Average RPI Win: <b>257</b>	WON-LOST	WINNING	LAST 10	STRENGTH OF	OPP. STRENGTH	TEAM	ADJ.	CONF.	ADJ CONF.
Average RPI Loss: <b>155</b>	RECORD	PCT. RANK	GAMES	SCHEDULE	OF SCHEDULE	RPI	RPI	RPI	RPI
DIV. I ONLY	<b>14- 6</b>	<b>63</b>	<b>8- 2</b>	<b>318</b>	<b>266</b>	<b>147</b>	<b>147</b>	<b>27</b>	<b>27</b>
DIV. I NON-CONF.	<b>7- 4</b>	<b>107</b>	<b>1- 2</b>	<b>252</b>	<b>212</b>	<b>133</b>	<b>133</b>	<b>28</b>	<b>28</b>
TOTALS	RPI 1-25	RPI 26-50	W-L RECORDS	RPI 51-100	RPI 101-150	RPI 150+			
14- 6	0- 0	0- 0	OVERALL	1- 0	0- 4	13- 2			
9- 1	0- 0	0- 0	HOME	1- 0	0- 1	8- 0			
5- 5	0- 0	0- 0	AWAY	0- 0	0- 3	5- 2			
0- 0	0- 0	0- 0	NEUTRAL	0- 0	0- 0	0- 0			
7- 4	0- 0	0- 0	NON-CONFERENCE	1- 0	0- 3	6- 1			
4- 1	0- 0	0- 0	HOME	1- 0	0- 1	3- 0			
3- 3	0- 0	0- 0	AWAY	0- 0	0- 2	3- 1			
0- 0	0- 0	0- 0	NEUTRAL	0- 0	0- 0	0- 0			
7- 2	0- 0	0- 0	CONFERENCE	0- 0	0- 1	7- 1			
5- 0	0- 0	0- 0	HOME	0- 0	0- 0	5- 0			
2- 2	0- 0	0- 0	AWAY	0- 0	0- 1	2- 1			
0- 0	0- 0	0- 0	NEUTRAL	0- 0	0- 0	0- 0			

RPI S	Opponent	Score	RPI S	Opponent	Score	RPI S	Opponent	Score	RPI S	Opponent	Score	Team's RPI: 147
						92	H Maine	65 52				
							A Boston College	79 90				
							A Cornell	64 66				
							H Rhode Island	56 60				
							A Central Conn. St.	59 70				
							A New Hampshire	57 54				
							H Holy Cross	74 68				
							A Robert Morris	84 87				
							H Sacred Heart	71 67				
							H Providence	90 80				
							H Canisius	71 68				
							A UMass Lowell	85 86				
							A Brown	67 60				
							A LIU Brooklyn	79 66				
							H LIU Brooklyn	88 85				
							A St. Francis Brooklyn	65 53				
							A Vermont	72 55				
							H Saint Francis (PA)	87 83				
							H Fairleigh Dickinson	82 77				
							H Wagner	84 48				
LAST 12 Division I GAMES:												
						196	A Robert Morris	84 87				
						294	H LIU Brooklyn	88 85				
						220	H Sacred Heart	71 67				
						325	H Wagner	84 48				
						144	A Central Conn. St.	59 70				
						321	H Saint Francis (PA)	87 83				
						323	H Fairleigh Dickinson	82 77				
						294	A LIU Brooklyn	79 66				
						168	A New Hampshire	57 54				
						120	H Rhode Island	56 60				
						258	A UMass Lowell	85 86				

Non-Div I Games:

Bryant

■ Loss, 
■ Non-Conf, 
■ S Site, 
■ H Home 
■ A Away 
N Neutral

## Bucknell

Through Games Of Feb. 1, 2015

Average RPI Win:	247	WON-LOST	WINNING	LAST 10	STRENGTH OF	OPP. STRENGTH	TEAM	ADJ.	CONF.	ADJ CONF.
Average RPI Loss:	134	RECORD	PCT. RANK	GAMES	SCHEDULE	OF SCHEDULE	RPI	RPI	RPI	RPI
DIV. I ONLY	13- 8	102	5- 5	261	271	146	146	19	19	
DIV. I NON-CONF.	8- 3	71	2- 0	245	322	86	86	21	21	
TOTALS	RPI 1-25	RPI 26-50	W-L RECORDS	RPI 51-100	RPI 101-150	RPI 150+				
13- 8	0- 0	0- 1	OVERALL	0- 2	2- 2	11- 3				
7- 2	0- 0	0- 0	HOME	0- 1	2- 0	5- 1				
6- 6	0- 0	0- 0	AWAY	0- 0	0- 0	6- 1				
0- 0	0- 0	0- 0	NEUTRAL	0- 0	0- 0	0- 0				
8- 3	0- 0	0- 1	NON-CONFERENCE	0- 1	2- 0	6- 1				
4- 0	0- 0	0- 0	HOME	0- 0	2- 0	2- 0				
4- 3	0- 0	0- 1	AWAY	0- 1	0- 0	4- 1				
0- 0	0- 0	0- 0	NEUTRAL	0- 0	0- 0	0- 0				
5- 5	0- 0	0- 0	CONFERENCE	0- 1	0- 2	5- 2				
3- 2	0- 0	0- 0	HOME	0- 1	0- 0	3- 1				
2- 3	0- 0	0- 0	AWAY	0- 0	0- 2	2- 1				
0- 0	0- 0	0- 0	NEUTRAL	0- 0	0- 0	0- 0				

RPI 1-25				RPI 26-50				RPI 51-100				RPI 101+ Team's RPI: 146			
RPI	S	Opponent	Score	RPI	S	Opponent	Score	RPI	S	Opponent	Score	RPI	S	Opponent	Score
				41	A	Michigan	61 68	55	A	Youngstown St.	54 69	101	A	Lehigh	61 76
								90	H	American	55 60	106	H	Cornell	59 51
												116	H	Yale	73 66
												132	A	Army	45 67
												171	A	Lafayette	77 71
												187	A	Delaware	56 58
												195	H	Holy Cross	52 53
												202	A	Navy	44 42
												256	H	Loyola Maryland	66 49
												273	A	Colgate	41 54
												273	H	Colgate	77 75
												280	H	Morgan St.	79 50
												284	A	Bowling Green	53 52
												290	H	UMBC	85 41
												298	H	Boston U.	72 56
												300	A	Mt. St. Mary's	74 49
												314	A	Binghamton	68 57
												323	A	Fairleigh Dickinson	61 60
LAST 12 Division I GAMES:															
273	A	Colgate	41 54	195	H	Holy Cross	52 53								
101	A	Lehigh	61 76	171	A	Lafayette	77 71								
298	H	Boston U.	72 56	273	H	Colgate	77 75								
256	H	Loyola Maryland	66 49	90	H	American	55 60								
132	A	Army	45 67	314	A	Binghamton	68 57								
202	A	Navy	44 42	300	A	Mt. St. Mary's	74 49								

Non-Div I Games:

Bucknell

■ Loss, 
 ■ Non-Conf, S Site, 
 ■ Home 
 ■ Away 
 N Neutral

## Buffalo

Through Games Of Feb. 1, 2015

Average RPI Win: <b>234</b>	WON-LOST	WINNING	LAST 10	STRENGTH OF	OPP. STRENGTH	TEAM	ADJ.	CONF.	ADJ CONF.
Average RPI Loss: <b>128</b>	RECORD	PCT. RANK	GAMES	SCHEDULE	OF SCHEDULE	RPI	RPI	RPI	RPI
DIV. I ONLY	11- 8	126	5- 5	256	168	159	159	15	15
DIV. I NON-CONF.	7- 4	107	3- 1	321	206	172	172	17	17
TOTALS	RPI 1-25	RPI 26-50	W-L RECORDS	RPI 51-100	RPI 101-150	RPI 150+			
11- 8	0- 1	0- 1	OVERALL	0- 1	2- 2	9- 3			
4- 3	0- 0	0- 1	HOME	0- 1	1- 0	3- 1			
6- 4	0- 1	0- 0	AWAY	0- 0	1- 2	5- 1			
1- 1	0- 0	0- 0	NEUTRAL	0- 0	0- 0	1- 1			
7- 4	0- 1	0- 0	NON-CONFERENCE	0- 0	2- 0	5- 3			
2- 1	0- 0	0- 0	HOME	0- 0	1- 0	1- 1			
4- 2	0- 1	0- 0	AWAY	0- 0	1- 0	3- 1			
1- 1	0- 0	0- 0	NEUTRAL	0- 0	0- 0	1- 1			
4- 4	0- 0	0- 1	CONFERENCE	0- 1	0- 2	4- 0			
2- 2	0- 0	0- 1	HOME	0- 1	0- 0	2- 0			
2- 2	0- 0	0- 0	AWAY	0- 0	0- 2	2- 0			
0- 0	0- 0	0- 0	NEUTRAL	0- 0	0- 0	0- 0			

RPI 1-25				RPI 26-50				RPI 51-100				RPI 101+ Team's RPI: 159			
RPI	S	Opponent	Score	RPI	S	Opponent	Score	RPI	S	Opponent	Score	RPI	S	Opponent	Score
15	A	Duke	54 <b>88</b>	50	H	Ohio	50 <b>61</b>	83	H	Western Mich.	59 <b>62</b>	106	A	Cornell	65 58
												114	A	Toledo	63 <b>75</b>
												119	A	Central Mich.	58 <b>66</b>
												149	H	St. Bonaventure	51 44
												169	H	Ball St.	53 43
												174	N	Tulsa	77 <b>87</b>
												177	H	Siena	50 <b>58</b>
												179	A	Eastern Mich.	75 53
												239	H	Northern Ill.	47 43
												244	H	Niagara	73 64
												245	A	Canisius	72 55
												294	A	LIU Brooklyn	73 <b>79</b>
												302	A	Miami (OH)	71 51
												304	A	Manhattan	68 58
												315	N	Illinois St.	68 60
												321	A	Saint Francis (PA)	88 80
LAST 12 Division I GAMES:															
179	A	Eastern Mich.	75 53	119	A	Central Mich.	58 <b>66</b>								
239	H	Northern Ill.	47 43	50	H	Ohio	50 <b>61</b>								
114	A	Toledo	63 <b>75</b>	245	A	Canisius	72 55								
169	H	Ball St.	53 43	294	A	LIU Brooklyn	73 <b>79</b>								
83	H	Western Mich.	59 <b>62</b>	304	A	Manhattan	68 58								
302	A	Miami (OH)	71 51	149	H	St. Bonaventure	51 44								

Non-Div I Games:

Buffalo

■ Loss, 
■ Non-Conf, S Site, 
■ Home 
■ Away 
N Neutral

Average RPI Win:	184	WON-LOST	WINNING	LAST 10	STRENGTH OF	OPP. STRENGTH	TEAM	ADJ.	CONF.	ADJ CONF.
Average RPI Loss:	85	RECORD	PCT. RANK	GAMES	SCHEDULE	OF SCHEDULE	RPI	RPI	RPI	RPI
DIV. I ONLY	11- 10	158	8- 2	79	70	97	97	9	9	
DIV. I NON-CONF.	3- 7	250	2- 0	48	68	178	178	8	8	
TOTALS	RPI 1-25	RPI 26-50	W-L RECORDS	RPI 51-100	RPI 101-150	RPI 150+				
11- 10	0- 1	0- 3	OVERALL	3- 3	1- 1	7- 2				
6- 2	0- 0	0- 1	HOME	2- 0	1- 1	3- 0				
5- 6	0- 0	0- 2	AWAY	1- 2	0- 0	4- 2				
0- 2	0- 1	0- 0	NEUTRAL	0- 1	0- 0	0- 0				
3- 7	0- 1	0- 2	NON-CONFERENCE	0- 1	1- 1	2- 2				
2- 2	0- 0	0- 1	HOME	0- 0	1- 1	1- 0				
1- 3	0- 0	0- 1	AWAY	0- 0	0- 0	1- 2				
0- 2	0- 1	0- 0	NEUTRAL	0- 1	0- 0	0- 0				
8- 3	0- 0	0- 1	CONFERENCE	3- 2	0- 0	5- 0				
4- 0	0- 0	0- 0	HOME	2- 0	0- 0	2- 0				
4- 3	0- 0	0- 1	AWAY	1- 2	0- 0	3- 0				
0- 0	0- 0	0- 0	NEUTRAL	0- 0	0- 0	0- 0				

RPI 1-25				RPI 26-50				RPI 51-100				Team's RPI: 97	RPI 101+			
RPI	S	Opponent	Score	RPI	S	Opponent	Score	RPI	S	Opponent	Score		RPI	S	Opponent	Score
9	N	Oregon St.	53 85	26	H	Chattanooga	47 76	56	N	BYU	62 81		105	H	Indiana St.	51 66
				32	A	Seton Hall	65 70	66	A	St. John's (NY)	55 50		109	H	Wright St.	57 49
				33	A	Minnesota	86 88	81	A	DePaul	76 92		152	A	Fairfield	77 81
								85	H	Villanova	72 58		165	A	Xavier	58 54
								88	A	Creighton	55 62		169	H	Ball St.	48 41
								88	H	Creighton	63 58		235	A	Providence	67 59
													235	H	Providence	66 61
													271	A	Valparaiso	57 91
													276	H	Georgetown	63 58
													281	A	Marquette	76 67
													315	A	Illinois St.	72 60
LAST 12 Division I GAMES:																
				88	A	Creighton	55 62	66	A	St. John's (NY)	55 50					
				235	A	Providence	67 59	88	H	Creighton	63 58					
				165	A	Xavier	58 54	235	H	Providence	66 61					
				276	H	Georgetown	63 58	32	A	Seton Hall	65 70					
				85	H	Villanova	72 58	315	A	Illinois St.	72 60					
				281	A	Marquette	76 67	169	H	Ball St.	48 41					

Non-Div I Games: BYU-Hawaii 71 50

Butler

■ Loss, 
 ■ Non-Conf, 
 ■ S Site, 
 ■ H Home 
 ■ A Away 
 N Neutral

Average RPI Win:	205	WON-LOST	WINNING	LAST 10	STRENGTH OF	OPP. STRENGTH	TEAM	ADJ.	CONF.	ADJ CONF.
Average RPI Loss:	95	RECORD	PCT. RANK	GAMES	SCHEDULE	OF SCHEDULE	RPI	RPI	RPI	RPI
DIV. I ONLY	14- 8	91	5- 5	202	105	107	107	14	14	
DIV. I NON-CONF.	10- 4	80	2- 2	216	102	76	76	14	14	
TOTALS	RPI 1-25	RPI 26-50	W-L RECORDS	RPI 51-100	RPI 101-150	RPI 150+				
14- 8	0- 1	0- 0	OVERALL	3- 3	1- 3	10- 1				
8- 2	0- 0	0- 0	HOME	1- 0	1- 2	6- 0				
6- 5	0- 0	0- 0	AWAY	2- 3	0- 1	4- 1				
0- 1	0- 1	0- 0	NEUTRAL	0- 0	0- 0	0- 0				
10- 4	0- 1	0- 0	NON-CONFERENCE	1- 2	1- 1	8- 0				
6- 0	0- 0	0- 0	HOME	0- 0	1- 0	5- 0				
4- 3	0- 0	0- 0	AWAY	1- 2	0- 1	3- 0				
0- 1	0- 1	0- 0	NEUTRAL	0- 0	0- 0	0- 0				
4- 4	0- 0	0- 0	CONFERENCE	2- 1	0- 2	2- 1				
2- 2	0- 0	0- 0	HOME	1- 0	0- 2	1- 0				
2- 2	0- 0	0- 0	AWAY	1- 1	0- 0	1- 1				
0- 0	0- 0	0- 0	NEUTRAL	0- 0	0- 0	0- 0				

RPI S	Opponent	Score	RPI S	Opponent	Score	RPI S	Opponent	Score	RPI S	Opponent	Score	Team's RPI: 107
22 N	FGCU	64 73				56 A	BYU	63 54	112 A	Saint Joseph's	54 61	
						58 A	St. Mary's (CA)	63 73	122 H	UC Riverside	56 68	
						71 A	Long Beach St.	67 52	128 H	UC Davis	49 60	
						76 A	Southern California	74 85	142 H	Sacramento St.	81 66	
						91 A	Hawaii	49 64	151 A	Cal Poly	54 63	
						91 H	Hawaii	53 46	173 H	Idaho	67 50	
									197 H	Pepperdine	74 48	
									204 A	San Diego St.	65 54	
									212 H	Montana St.	78 66	
									221 H	Texas Southern	63 50	
									253 H	Portland	45 41	
									278 A	UC Irvine	72 63	
									309 A	Northern Ariz.	77 71	
									318 A	Seattle	86 63	
									341 H	UC Santa Barbara	84 48	
LAST 12 Division I GAMES:												
91 A	Hawaii	49 64	91 H	Hawaii	53 46							
122 H	UC Riverside	56 68	128 H	UC Davis	49 60							
71 A	Long Beach St.	67 52	318 A	Seattle	86 63							
278 A	UC Irvine	72 63	112 A	Saint Joseph's	54 61							
151 A	Cal Poly	54 63	22 N	FGCU	64 73							
341 H	UC Santa Barbara	84 48	204 A	San Diego St.	65 54							

Non-Div I Games:

CSUN

■ Loss, 
 ■ Non-Conf, 
 ■ S Site, 
 ■ H Home 
 ■ A Away 
 N Neutral

Average RPI Win:	209	WON-LOST	WINNING	LAST 10	STRENGTH OF	OPP. STRENGTH	TEAM	ADJ.	CONF.	ADJ CONF.
Average RPI Loss:	109	RECORD	PCT. RANK	GAMES	SCHEDULE	OF SCHEDULE	RPI	RPI	RPI	RPI
DIV. I ONLY	11- 9	140	7- 3	170	143	151	151	14	14	
DIV. I NON-CONF.	5- 7	204	1- 3	171	170	203	203	14	14	
TOTALS	RPI 1-25	RPI 26-50	W-L RECORDS	RPI 51-100	RPI 101-150	RPI 150+				
11- 9	0- 0	0- 1	OVERALL	1- 3	3- 3	7- 2				
7- 4	0- 0	0- 0	HOME	1- 2	3- 1	3- 1				
4- 5	0- 0	0- 1	AWAY	0- 1	0- 2	4- 1				
0- 0	0- 0	0- 0	NEUTRAL	0- 0	0- 0	0- 0				
5- 7	0- 0	0- 1	NON-CONFERENCE	0- 2	1- 2	4- 2				
3- 3	0- 0	0- 0	HOME	0- 1	1- 1	2- 1				
2- 4	0- 0	0- 1	AWAY	0- 1	0- 1	2- 1				
0- 0	0- 0	0- 0	NEUTRAL	0- 0	0- 0	0- 0				
6- 2	0- 0	0- 0	CONFERENCE	1- 1	2- 1	3- 0				
4- 1	0- 0	0- 0	HOME	1- 1	2- 0	1- 0				
2- 1	0- 0	0- 0	AWAY	0- 0	0- 1	2- 0				
0- 0	0- 0	0- 0	NEUTRAL	0- 0	0- 0	0- 0				

RPI S	Opponent	Score	RPI S	Opponent	Score	RPI S	Opponent	Score	RPI S	Opponent	Score	Team's RPI: 151
30	A Fresno St.	56 67	58	H St. Mary's (CA)	64 65	107	H CSUN	63 54	122	A UC Riverside	78 82	
			71	H Long Beach St.	74 85	128	H UC Davis	72 64	133	A New Mexico St.	65 79	
			77	A Colorado St.	63 65	136	H Dartmouth	61 74	137	H Bakersfield	71 66	
			91	H Hawaii	70 65	154	A New Mexico	68 84	183	A Cal St. Fullerton	57 48	
						197	H Pepperdine	69 76	213	A Santa Clara	79 73	
						253	H Portland	76 67	275	H A&M-Corpus Christi	63 48	
						278	H UC Irvine	74 58	289	A Loyola Marymount	87 79	
						341	A UC Santa Barbara	56 41				
LAST 12 Division I GAMES:												
278	H UC Irvine	74 58	341	A UC Santa Barbara	56 41							
128	H UC Davis	72 64	91	H Hawaii	70 65							
122	A UC Riverside	78 82	137	H Bakersfield	71 66							
183	A Cal St. Fullerton	57 48	77	A Colorado St.	63 65							
107	H CSUN	63 54	154	A New Mexico	68 84							
71	H Long Beach St.	74 85	133	A New Mexico St.	65 79							

Non-Div I Games:

Cal Poly

■ Loss, 
 ■ Non-Conf, 
 ■ S Site, 
 ■ H Home 
 ■ A Away 
 N Neutral

Average RPI Win:	258	WON-LOST	WINNING	LAST 10	STRENGTH OF	OPP. STRENGTH	TEAM	ADJ.	CONF.	ADJ CONF.
Average RPI Loss:	109	RECORD	PCT. RANK	GAMES	SCHEDULE	OF SCHEDULE	RPI	RPI	RPI	RPI
DIV. I ONLY	9- 10	186	6- 4	187	222	183	183	14	14	
DIV. I NON-CONF.	6- 7	174	3- 3	149	269	167	167	14	14	
TOTALS	RPI 1-25	RPI 26-50	W-L RECORDS	RPI 51-100	RPI 101-150	RPI 150+				
9- 10	0- 0	0- 1	OVERALL	0- 5	2- 1	7- 3				
4- 4	0- 0	0- 0	HOME	0- 2	1- 0	3- 2				
5- 5	0- 0	0- 1	AWAY	0- 3	1- 1	4- 0				
0- 1	0- 0	0- 0	NEUTRAL	0- 0	0- 0	0- 1				
6- 7	0- 0	0- 1	NON-CONFERENCE	0- 4	1- 0	5- 2				
2- 3	0- 0	0- 0	HOME	0- 2	0- 0	2- 1				
4- 3	0- 0	0- 1	AWAY	0- 2	1- 0	3- 0				
0- 1	0- 0	0- 0	NEUTRAL	0- 0	0- 0	0- 1				
3- 3	0- 0	0- 0	CONFERENCE	0- 1	1- 1	2- 1				
2- 1	0- 0	0- 0	HOME	0- 0	1- 0	1- 1				
1- 2	0- 0	0- 0	AWAY	0- 1	0- 1	1- 0				
0- 0	0- 0	0- 0	NEUTRAL	0- 0	0- 0	0- 0				

RPI 1-25				RPI 26-50				RPI 51-100				RPI 101+				Team's RPI: 183	
RPI	S	Opponent	Score	RPI	S	Opponent	Score	RPI	S	Opponent	Score	RPI	S	Opponent	Score		
				30	A	Fresno St.	52 57	69	A	San Diego	54 60	122	H	UC Riverside	58 49		
								71	A	Long Beach St.	70 74	128	A	UC Davis	59 64		
								80	A	South Dakota	50 86	133	A	New Mexico St.	66 51		
								85	H	Villanova	43 50	151	H	Cal Poly	48 57		
								89	H	Albany (NY)	49 71	179	N	Eastern Mich.	74 78		
												212	H	Montana St.	47 63		
												230	H	North Dakota St.	86 79		
												259	A	Weber St.	70 68		
												278	A	UC Irvine	62 51		
												301	A	Denver	78 61		
												318	A	Seattle	66 59		
												341	H	UC Santa Barbara	54 50		
												343	H	UMKC	72 52		
LAST 12 Division I GAMES:																	
				71	A	Long Beach St.	70 74	318	A	Seattle	66 59						
				341	H	UC Santa Barbara	54 50	343	H	UMKC	72 52						
				151	H	Cal Poly	48 57	89	H	Albany (NY)	49 71						
				128	A	UC Davis	59 64	230	H	North Dakota St.	86 79						
				278	A	UC Irvine	62 51	30	A	Fresno St.	52 57						
				122	H	UC Riverside	58 49	80	A	South Dakota	50 86						

Non-Div I Games:

Cal St. Fullerton

■ Loss, 
■ Non-Conf, 
■ S Site, 
■ H Home 
■ A Away 
N Neutral

# California

Through Games Of Feb. 1, 2015

Average RPI Win:	122	WON-LOST	WINNING	LAST 10	STRENGTH OF	OPP. STRENGTH	TEAM	ADJ.	CONF.	ADJ CONF.
Average RPI Loss:	35	RECORD	PCT. RANK	GAMES	SCHEDULE	OF SCHEDULE	RPI	RPI	RPI	RPI
DIV. I ONLY	15- 5	44	1- 0	23	13	23	23	5	5	
DIV. I NON-CONF.	8- 3	71	1- 0	26	41	29	29	3	3	
TOTALS	RPI 1-25	RPI 26-50	W-L RECORDS	RPI 51-100	RPI 101-150	RPI 150+				
15- 5	1- 3	1- 0	OVERALL	5- 2	4- 0	4- 0				
9- 2	1- 2	0- 0	HOME	1- 0	3- 0	4- 0				
5- 3	0- 1	1- 0	AWAY	4- 2	0- 0	0- 0				
1- 0	0- 0	0- 0	NEUTRAL	0- 0	1- 0	0- 0				
8- 3	0- 1	0- 0	NON-CONFERENCE	3- 2	3- 0	2- 0				
5- 1	0- 1	0- 0	HOME	1- 0	2- 0	2- 0				
2- 2	0- 0	0- 0	AWAY	2- 2	0- 0	0- 0				
1- 0	0- 0	0- 0	NEUTRAL	0- 0	1- 0	0- 0				
7- 2	1- 2	1- 0	CONFERENCE	2- 0	1- 0	2- 0				
4- 1	1- 1	0- 0	HOME	0- 0	1- 0	2- 0				
3- 1	0- 1	1- 0	AWAY	2- 0	0- 0	0- 0				
0- 0	0- 0	0- 0	NEUTRAL	0- 0	0- 0	0- 0				

RPI S	Opponent	Score	RPI S	Opponent	Score	RPI S	Opponent	Score	RPI S	Opponent	Score
8	H Louisville	57 70	43	A Washington St.	70 62	64	A Pacific	84 64	102	H Colorado	75 59
10	H Arizona St.	52 67				68	A Kansas	39 62	113	N Missouri	82 70
20	A Washington	77 79				71	A Long Beach St.	56 58	125	H Old Dominion	79 59
20	H Washington	82 58				76	A Southern California	67 53	142	H Sacramento St.	107 94
						84	A UCLA	72 57	170	H Arizona	68 56
						88	H Creighton	94 69	222	H Utah	67 49
						91	A Hawaii	79 72	241	H Nevada	76 54
									250	H San Jose St.	110 87
LAST 12 Division I GAMES:											
88	H Creighton	94 69	20	A Washington	77 79						
20	H Washington	82 58	43	A Washington St.	70 62						
84	A UCLA	72 57	102	H Colorado	75 59						
76	A Southern California	67 53	222	H Utah	67 49						
170	H Arizona	68 56	125	H Old Dominion	79 59						
10	H Arizona St.	52 67	8	H Louisville	57 70						

Non-Div I Games:

California

Loss, Non-Conf, S Site, H Home A Away N Neutral



Average RPI Win: <b>297</b>	WON-LOST	WINNING	LAST 10	STRENGTH OF	OPP. STRENGTH	TEAM	ADJ.	CONF.	ADJ CONF.
Average RPI Loss: <b>194</b>	RECORD	PCT. RANK	GAMES	SCHEDULE	OF SCHEDULE	RPI	RPI	RPI	RPI
DIV. I ONLY	10- 9	154	6- 4	332	345	246	246	29	29
DIV. I NON-CONF.	3- 4	197	1- 1	312	325	283	283	33	33
TOTALS	RPI 1-25	RPI 26-50	W-L RECORDS	RPI 51-100	RPI 101-150	RPI 150+			
10- 9	0- 0	0- 1	OVERALL	0- 2	0- 0	10- 6			
7- 1	0- 0	0- 0	HOME	0- 1	0- 0	7- 0			
2- 8	0- 0	0- 1	AWAY	0- 1	0- 0	2- 6			
1- 0	0- 0	0- 0	NEUTRAL	0- 0	0- 0	1- 0			
3- 4	0- 0	0- 1	NON-CONFERENCE	0- 1	0- 0	3- 2			
2- 1	0- 0	0- 0	HOME	0- 1	0- 0	2- 0			
0- 3	0- 0	0- 1	AWAY	0- 0	0- 0	0- 2			
1- 0	0- 0	0- 0	NEUTRAL	0- 0	0- 0	1- 0			
7- 5	0- 0	0- 0	CONFERENCE	0- 1	0- 0	7- 4			
5- 0	0- 0	0- 0	HOME	0- 0	0- 0	5- 0			
2- 5	0- 0	0- 0	AWAY	0- 1	0- 0	2- 4			
0- 0	0- 0	0- 0	NEUTRAL	0- 0	0- 0	0- 0			

RPI S	Opponent	Score	RPI S	Opponent	Score	RPI S	Opponent	Score	RPI S	Opponent	Score	Team's RPI: 246
47	A Stetson	63 76	99	H Elon	51 77	156	A High Point	59 79	207	H Radford	65 62	
			100	A Liberty	40 64	225	A Winthrop	59 61	237	A Presbyterian	42 51	
						237	H Presbyterian	58 45	247	N Bethune-Cookman	66 55	
						265	A UNCW	80 89	295	A Western Caro.	57 67	
						300	H Mt. St. Mary's	60 42	305	H Gardner-Webb	75 74	
						312	H UNC Asheville	60 55	324	A Coastal Caro.	40 50	
						334	H N.C. Central	65 60	338	A Longwood	65 58	
						338	H Longwood	68 56	349	A Charleston So.	69 65	
LAST 12 Division I GAMES:												
338	H Longwood	68 56	312	H UNC Asheville	60 55							
237	A Presbyterian	42 51	156	A High Point	59 79							
100	A Liberty	40 64	338	A Longwood	65 58							
324	A Coastal Caro.	40 50	237	H Presbyterian	58 45							
207	H Radford	65 62	247	N Bethune-Cookman	66 55							
305	H Gardner-Webb	75 74	47	A Stetson	63 76							

Non-Div I Games: Pfeiffer 89 61 Brevard 72 51

Campbell

Loss, Non-Conf, S Site, H Home A Away N Neutral

Average RPI Win:	298	WON-LOST	WINNING	LAST 10	STRENGTH OF	OPP. STRENGTH	TEAM	ADJ.	CONF.	ADJ CONF.
Average RPI Loss:	129	RECORD	PCT. RANK	GAMES	SCHEDULE	OF SCHEDULE	RPI	RPI	RPI	RPI
DIV. I ONLY	8- 13	243	4- 6	269	208	245	245	24	24	
DIV. I NON-CONF.	2- 7	290	0- 2	127	160	247	247	23	23	
TOTALS	RPI 1-25	RPI 26-50	W-L RECORDS	RPI 51-100	RPI 101-150	RPI 150+				
8- 13	0- 0	0- 3	OVERALL	0- 2	0- 3	8- 5				
3- 6	0- 0	0- 1	HOME	0- 2	0- 0	3- 3				
5- 7	0- 0	0- 2	AWAY	0- 0	0- 3	5- 2				
0- 0	0- 0	0- 0	NEUTRAL	0- 0	0- 0	0- 0				
2- 7	0- 0	0- 2	NON-CONFERENCE	0- 2	0- 2	2- 1				
1- 3	0- 0	0- 0	HOME	0- 2	0- 0	1- 1				
1- 4	0- 0	0- 2	AWAY	0- 0	0- 2	1- 0				
0- 0	0- 0	0- 0	NEUTRAL	0- 0	0- 0	0- 0				
6- 6	0- 0	0- 1	CONFERENCE	0- 0	0- 1	6- 4				
2- 3	0- 0	0- 1	HOME	0- 0	0- 0	2- 2				
4- 3	0- 0	0- 0	AWAY	0- 0	0- 1	4- 2				
0- 0	0- 0	0- 0	NEUTRAL	0- 0	0- 0	0- 0				

RPI 1-25				RPI 26-50				RPI 51-100				RPI 101+				Team's RPI: 245
RPI	S	Opponent	Score	RPI	S	Opponent	Score	RPI	S	Opponent	Score	RPI	S	Opponent	Score	
				34	A	Syracuse	37 70	55	H	Youngstown St.	48 80	126	A	Marist	64 74	
				36	H	Quinnipiac	66 86	89	H	Albany (NY)	59 64	147	A	Bryant	68 71	
				41	A	Michigan	43 79					149	A	St. Bonaventure	46 62	
												159	H	Buffalo	55 72	
												177	H	Siena	70 71	
												190	A	Iona	75 85	
												190	H	Iona	62 80	
												238	A	Monmouth	75 58	
												244	A	Niagara	66 55	
												285	A	Rider	51 52	
												304	A	Manhattan	56 45	
												304	H	Manhattan	55 44	
												314	H	Binghamton	91 75	
												321	A	Saint Francis (PA)	87 74	
												330	A	Saint Peter's	57 45	
												330	H	Saint Peter's	75 50	
LAST 12 Division I GAMES:																
				285	A	Rider	51 52					177	H	Siena	70 71	
				238	A	Monmouth	75 58					36	H	Quinnipiac	66 86	
				190	H	Iona	62 80					190	A	Iona	75 85	
				244	A	Niagara	66 55					304	A	Manhattan	56 45	
				330	A	Saint Peter's	57 45					159	H	Buffalo	55 72	
				126	A	Marist	64 74					41	A	Michigan	43 79	

Non-Div I Games:

Canisius

■ Loss, 
 ■ Non-Conf, 
 ■ S Site, 
 ■ H Home 
 ■ A Away 
 N Neutral

## Central Ark.

Through Games Of Feb. 1, 2015

Average RPI Win:	278	WON-LOST	WINNING	LAST 10	STRENGTH OF	OPP. STRENGTH	TEAM	ADJ.	CONF.	ADJ CONF.
Average RPI Loss:	198	RECORD	PCT. RANK	GAMES	SCHEDULE	OF SCHEDULE	RPI	RPI	RPI	RPI
DIV. I ONLY	7- 9	208	5- 4	293	342	266	266	28	28	
DIV. I NON-CONF.	3- 5	214	1- 1	236	336	261	261	27	27	
TOTALS	RPI 1-25	RPI 26-50	W-L RECORDS	RPI 51-100	RPI 101-150	RPI 150+				
7- 9	0- 0	0- 1	OVERALL	0- 1	0- 0	7- 7				
3- 4	0- 0	0- 0	HOME	0- 0	0- 0	3- 4				
3- 4	0- 0	0- 1	AWAY	0- 1	0- 0	3- 2				
1- 1	0- 0	0- 0	NEUTRAL	0- 0	0- 0	1- 1				
3- 5	0- 0	0- 1	NON-CONFERENCE	0- 1	0- 0	3- 3				
1- 2	0- 0	0- 0	HOME	0- 0	0- 0	1- 2				
1- 2	0- 0	0- 1	AWAY	0- 1	0- 0	1- 0				
1- 1	0- 0	0- 0	NEUTRAL	0- 0	0- 0	1- 1				
4- 4	0- 0	0- 0	CONFERENCE	0- 0	0- 0	4- 4				
2- 2	0- 0	0- 0	HOME	0- 0	0- 0	2- 2				
2- 2	0- 0	0- 0	AWAY	0- 0	0- 0	2- 2				
0- 0	0- 0	0- 0	NEUTRAL	0- 0	0- 0	0- 0				

RPI 1-25			RPI 26-50			RPI 51-100			RPI 101+ Team's RPI: 266		
RPI	S	Opponent	Score	RPI	S	Opponent	Score	RPI	S	Opponent	Score
				38	A	Western Ky.	57 93	75	A	Georgia Tech	50 88
								176	H	Stephen F. Austin	46 73
								180	H	Jacksonville St.	54 63
								208	H	Northwestern St.	63 46
								218	A	Lamar	46 82
								234	H	Austin Peay	63 54
								240	H	Nicholls St.	72 75
								252	N	Eastern Ky.	55 56
								268	A	Abilene Christian	66 60
								275	H	A&M-Corpus Christi	63 59
								292	N	Jackson St.	56 45
								297	H	Southeast Mo. St.	46 48
								306	A	Houston Baptist	37 58
								326	A	Alcorn	62 36
								345	A	New Orleans	53 46
LAST 12 Division I GAMES:											
208	H	Northwestern St.	63 46	275	H	A&M-Corpus Christi	63 59				
240	H	Nicholls St.	72 75	268	A	Abilene Christian	66 60				
345	A	New Orleans	53 46	234	H	Austin Peay	63 54				
306	A	Houston Baptist	37 58	75	A	Georgia Tech	50 88				
218	A	Lamar	46 82	297	H	Southeast Mo. St.	46 48				
176	H	Stephen F. Austin	46 73	326	A	Alcorn	62 36				

Non-Div I Games: Williams Baptist 73 57 Lyon 59 43 Blue Mountain 71 30 Central Baptist 72 39  
Central Ark.

Loss, Non-Conf, S Site, H Home A Away N Neutral

Average RPI Win:	251	WON-LOST	WINNING	LAST 10	STRENGTH OF	OPP. STRENGTH	TEAM	ADJ.	CONF.	ADJ CONF.
Average RPI Loss:	135	RECORD	PCT. RANK	GAMES	SCHEDULE	OF SCHEDULE	RPI	RPI	RPI	RPI
DIV. I ONLY	12- 8	117	0- 2	185	308	144	144	27	27	
DIV. I NON-CONF.	4- 7	219	0- 1	60	224	149	149	28	28	
TOTALS	RPI 1-25	RPI 26-50	W-L RECORDS	RPI 51-100	RPI 101-150	RPI 150+				
12- 8	0- 0	0- 1	OVERALL	0- 2	2- 3	10- 2				
6- 4	0- 0	0- 0	HOME	0- 2	1- 2	5- 0				
6- 4	0- 0	0- 0	AWAY	0- 0	1- 0	5- 0				
0- 0	0- 0	0- 0	NEUTRAL	0- 0	0- 0	0- 0				
4- 7	0- 0	0- 1	NON-CONFERENCE	0- 2	1- 3	3- 1				
1- 4	0- 0	0- 0	HOME	0- 2	0- 2	1- 0				
3- 3	0- 0	0- 1	AWAY	0- 0	1- 1	2- 1				
0- 0	0- 0	0- 0	NEUTRAL	0- 0	0- 0	0- 0				
8- 1	0- 0	0- 0	CONFERENCE	0- 0	1- 0	7- 1				
5- 0	0- 0	0- 0	HOME	0- 0	1- 0	4- 0				
3- 1	0- 0	0- 0	AWAY	0- 0	0- 0	3- 1				
0- 0	0- 0	0- 0	NEUTRAL	0- 0	0- 0	0- 0				

RPI S	Opponent	Score	RPI S	Opponent	Score	RPI S	Opponent	Score	RPI S	Opponent	Score	Team's RPI: 144
			34 A	Syracuse	43 74	86 H	Fordham	36 72	120 A	Rhode Island	46 58	
						92 H	Maine	58 72	130 A	Hofstra	71 66	
									132 H	Army	60 74	
									135 H	Hartford	63 75	
									147 H	Bryant	70 59	
									168 A	New Hampshire	64 58	
									177 A	Siena	57 79	
									196 H	Robert Morris	63 46	
									220 A	Sacred Heart	62 49	
									258 A	UMass Lowell	81 58	
									294 H	LIU Brooklyn	75 70	
									300 A	Mt. St. Mary's	50 54	
									308 A	St. Francis Brooklyn	51 49	
									313 H	Vermont	77 75	
									323 H	Fairleigh Dickinson	82 53	
									325 A	Wagner	83 67	
									325 H	Wagner	77 61	
LAST 12 Division I GAMES:												
86 H	Fordham	36 72	147 H	Bryant	70 59							
300 A	Mt. St. Mary's	50 54	196 H	Robert Morris	63 46							
325 A	Wagner	83 67	220 A	Sacred Heart	62 49							
308 A	St. Francis Brooklyn	51 49	323 H	Fairleigh Dickinson	82 53							
325 H	Wagner	77 61	34 A	Syracuse	43 74							
294 H	LIU Brooklyn	75 70	132 H	Army	60 74							

Non-Div I Games:

Central Conn. St.

■ Loss, 
 ■ Non-Conf, S Site, 
 ■ Home 
 ■ Away 
 N Neutral

Average RPI Win:	231	WON-LOST	WINNING	LAST 10	STRENGTH OF	OPP. STRENGTH	TEAM	ADJ.	CONF.	ADJ CONF.
Average RPI Loss:	44	RECORD	PCT. RANK	GAMES	SCHEDULE	OF SCHEDULE	RPI	RPI	RPI	RPI
DIV. I ONLY	10- 9	154	6- 4	62	89	119	119	15	15	
DIV. I NON-CONF.	5- 6	177	1- 3	34	25	108	108	17	17	
TOTALS	RPI 1-25	RPI 26-50	W-L RECORDS	RPI 51-100	RPI 101-150	RPI 150+				
10- 9	0- 4	0- 3	OVERALL	1- 1	1- 1	8- 0				
6- 4	0- 2	0- 1	HOME	0- 1	0- 0	6- 0				
2- 4	0- 1	0- 2	AWAY	0- 0	0- 1	2- 0				
2- 1	0- 1	0- 0	NEUTRAL	1- 0	1- 0	0- 0				
5- 6	0- 4	0- 1	NON-CONFERENCE	1- 0	1- 1	3- 0				
3- 2	0- 2	0- 0	HOME	0- 0	0- 0	3- 0				
0- 3	0- 1	0- 1	AWAY	0- 0	0- 1	0- 0				
2- 1	0- 1	0- 0	NEUTRAL	1- 0	1- 0	0- 0				
5- 3	0- 0	0- 2	CONFERENCE	0- 1	0- 0	5- 0				
3- 2	0- 0	0- 1	HOME	0- 1	0- 0	3- 0				
2- 1	0- 0	0- 1	AWAY	0- 0	0- 0	2- 0				
0- 0	0- 0	0- 0	NEUTRAL	0- 0	0- 0	0- 0				

RPI 1-25				RPI 26-50				RPI 51-100				RPI 101+ Team's RPI: 119			
RPI	S	Opponent	Score	RPI	S	Opponent	Score	RPI	S	Opponent	Score	RPI	S	Opponent	Score
7	N	South Carolina	45 80	33	A	Minnesota	64 67	78	H	Akron	72 74	145	A	Memphis	61 62
11	H	Kentucky	68 71	50	A	Ohio	51 71	96	N	Richmond	61 56	150	N	Oregon	73 67
12	A	Dayton	76 86	50	H	Ohio	66 74					159	H	Buffalo	66 58
12	H	Dayton	89 98									178	H	Massachusetts	72 70
												239	H	Northern Ill.	56 43
												249	H	Oakland	74 69
												293	A	Kent St.	83 62
												293	H	Kent St.	65 63
												302	A	Miami (OH)	60 54
												348	H	Delaware St.	91 63
LAST 12 Division I GAMES:															
50	H	Ohio	66 74	159	H	Buffalo	66 58								
293	H	Kent St.	65 63	293	A	Kent St.	83 62								
78	H	Akron	72 74	12	H	Dayton	89 98								
50	A	Ohio	51 71	249	H	Oakland	74 69								
302	A	Miami (OH)	60 54	33	A	Minnesota	64 67								
239	H	Northern Ill.	56 43	7	N	South Carolina	45 80								

Non-Div I Games:

Central Mich.

■ Loss, 
 ■ Non-Conf, 
 ■ S Site, 
 ■ H Home 
 ■ A Away 
 N Neutral

Average RPI Win:	0	WON-LOST	WINNING	LAST 10	STRENGTH OF	OPP. STRENGTH	TEAM	ADJ.	CONF.	ADJ CONF.
Average RPI Loss:	238	RECORD	PCT. RANK	GAMES	SCHEDULE	OF SCHEDULE	RPI	RPI	RPI	RPI
DIV. I ONLY	0- 16	348	0- 9	313	343	349	349	29	29	
DIV. I NON-CONF.	0- 5	338	0- 2	329	280	349	349	33	33	
TOTALS	RPI 1-25	RPI 26-50	W-L RECORDS	RPI 51-100	RPI 101-150	RPI 150+				
0- 16	0- 0	0- 0	OVERALL	0- 1	0- 0	0- 15				
0- 5	0- 0	0- 0	HOME	0- 1	0- 0	0- 4				
0- 10	0- 0	0- 0	AWAY	0- 0	0- 0	0- 10				
0- 1	0- 0	0- 0	NEUTRAL	0- 0	0- 0	0- 1				
0- 5	0- 0	0- 0	NON-CONFERENCE	0- 0	0- 0	0- 5				
0- 0	0- 0	0- 0	HOME	0- 0	0- 0	0- 0				
0- 4	0- 0	0- 0	AWAY	0- 0	0- 0	0- 4				
0- 1	0- 0	0- 0	NEUTRAL	0- 0	0- 0	0- 1				
0- 11	0- 0	0- 0	CONFERENCE	0- 1	0- 0	0- 10				
0- 5	0- 0	0- 0	HOME	0- 1	0- 0	0- 4				
0- 6	0- 0	0- 0	AWAY	0- 0	0- 0	0- 6				
0- 0	0- 0	0- 0	NEUTRAL	0- 0	0- 0	0- 0				

RPI 1-25			RPI 26-50			RPI 51-100			RPI 101+			Team's RPI: 349
RPI	S	Opponent	Score	RPI	S	Opponent	Score	RPI	S	Opponent	Score	
						100 H Liberty	51 86	156 H High Point			44 77	
								166 A Florida			64 92	
								180 N Jacksonville St.			43 70	
								201 A Charlotte			43 75	
								207 A Radford			51 53	
								225 A Winthrop			40 77	
								225 H Winthrop			50 79	
								237 A Presbyterian			40 71	
								246 H Campbell			65 69	
								265 A UNCW			70 80	
								305 A Gardner-Webb			54 70	
								312 A UNC Asheville			47 56	
								316 A Wofford			48 55	
								324 H Coastal Caro.			62 71	
								338 A Longwood			71 79	
LAST 12 Division I GAMES:												
225	A	Winthrop	40 77	156	H	High Point	44 77					
338	A	Longwood	71 79	207	A	Radford	51 53					
237	A	Presbyterian	40 71	225	H	Winthrop	50 79					
100	H	Liberty	51 86	265	A	UNCW	70 80					
324	H	Coastal Caro.	62 71	180	N	Jacksonville St.	43 70					
305	A	Gardner-Webb	54 70	246	H	Campbell	65 69					

Non-Div I Games: Clearwater 90 37 Montreat 86 34 Columbia Int'l 74 33 Trinity Baptist 98 35 Charleston So.

Average RPI Win:	<b>246</b>	WON-LOST	WINNING	LAST 10	STRENGTH OF	OPP. STRENGTH	TEAM	ADJ.	CONF.	ADJ CONF.
Average RPI Loss:	<b>115</b>	RECORD	PCT. RANK	GAMES	SCHEDULE	OF SCHEDULE	RPI	RPI	RPI	RPI
DIV. I ONLY	<b>8- 13</b>	<b>243</b>	<b>4- 6</b>	<b>128</b>	<b>163</b>	<b>201</b>	<b>201</b>	<b>17</b>	<b>17</b>	
DIV. I NON-CONF.	<b>4- 8</b>	<b>233</b>	<b>2- 1</b>	<b>113</b>	<b>135</b>	<b>220</b>	<b>220</b>	<b>18</b>	<b>18</b>	
TOTALS	RPI 1-25	RPI 26-50	W-L RECORDS	RPI 51-100	RPI 101-150	RPI 150+				
8- 13	0- 2	0- 2	OVERALL	1- 2	1- 2	6- 5				
4- 5	0- 0	0- 2	HOME	0- 2	1- 0	3- 1				
4- 5	0- 1	0- 0	AWAY	1- 0	0- 1	3- 3				
0- 3	0- 1	0- 0	NEUTRAL	0- 0	0- 1	0- 1				
4- 8	0- 2	0- 0	NON-CONFERENCE	1- 2	0- 1	3- 3				
3- 2	0- 0	0- 0	HOME	0- 2	0- 0	3- 0				
1- 3	0- 1	0- 0	AWAY	1- 0	0- 0	0- 2				
0- 3	0- 1	0- 0	NEUTRAL	0- 0	0- 1	0- 1				
4- 5	0- 0	0- 2	CONFERENCE	0- 0	1- 1	3- 2				
1- 3	0- 0	0- 2	HOME	0- 0	1- 0	0- 1				
3- 2	0- 0	0- 0	AWAY	0- 0	0- 1	3- 1				
0- 0	0- 0	0- 0	NEUTRAL	0- 0	0- 0	0- 0				

RPI 1-25				RPI 26-50				RPI 51-100				RPI 101+ Team's RPI: 201			
RPI	S	Opponent	Score	RPI	S	Opponent	Score	RPI	S	Opponent	Score	RPI	S	Opponent	Score
7	A	South Carolina	61 <b>82</b>	38	H	Western Ky.	61 <b>76</b>	74	H	North Carolina St.	63 <b>70</b>	123	N	Montana	58 <b>67</b>
16	N	Princeton	43 <b>73</b>	46	H	Middle Tenn.	54 <b>84</b>	99	H	Elon	54 <b>67</b>	124	H	Marshall	74 56
								100	A	Liberty	79 77	125	A	Old Dominion	57 <b>66</b>
												163	N	Wake Forest	58 <b>65</b>
												169	A	Ball St.	66 <b>76</b>
												184	A	Fla. Atlantic	68 <b>71</b>
												222	A	Utah	52 <b>54</b>
												226	H	UAB	52 <b>60</b>
												236	H	Davidson	86 51
												237	H	Presbyterian	66 50
												262	A	Rice	62 59
												322	A	FIU	81 62
												340	A	North Texas	67 58
												349	H	Charleston So.	75 43
LAST 12 Division I GAMES:															
322	A	FIU	81 62	124	H	Marshall	74 56								
184	A	Fla. Atlantic	68 <b>71</b>	38	H	Western Ky.	61 <b>76</b>								
46	H	Middle Tenn.	54 <b>84</b>	125	A	Old Dominion	57 <b>66</b>								
226	H	UAB	52 <b>60</b>	222	A	Utah	52 <b>54</b>								
262	A	Rice	62 59	236	H	Davidson	86 51								
340	A	North Texas	67 58	237	H	Presbyterian	66 50								

Non-Div I Games:

Charlotte

■ Loss, 
 ■ Non-Conf, 
 ■ S Site, 
 ■ H Home 
 ■ A Away 
 N Neutral





## Chicago St.

Through Games Of Feb. 1, 2015

Average RPI Win:	328	WON-LOST	WINNING	LAST 10	STRENGTH OF	OPP. STRENGTH	TEAM	ADJ.	CONF.	ADJ CONF.
Average RPI Loss:	213	RECORD	PCT. RANK	GAMES	SCHEDULE	OF SCHEDULE	RPI	RPI	RPI	RPI
DIV. I ONLY	2- 16	335	2- 8	289	344	344	344	31	31	
DIV. I NON-CONF.	1- 11	337	1- 4	222	342	333	333	31	31	
TOTALS	RPI 1-25	RPI 26-50	W-L RECORDS	RPI 51-100	RPI 101-150	RPI 150+				
2- 16	0- 0	0- 0	OVERALL	0- 3	0- 2	2- 11				
1- 9	0- 0	0- 0	HOME	0- 3	0- 0	1- 6				
1- 7	0- 0	0- 0	AWAY	0- 0	0- 0	1- 0				
0- 0	0- 0	0- 0	NEUTRAL	0- 0	0- 0	0- 0				
1- 11	0- 0	0- 0	NON-CONFERENCE	0- 3	0- 1	1- 7				
0- 6	0- 0	0- 0	HOME	0- 3	0- 0	0- 3				
1- 5	0- 0	0- 0	AWAY	0- 0	0- 1	1- 4				
0- 0	0- 0	0- 0	NEUTRAL	0- 0	0- 0	0- 0				
1- 5	0- 0	0- 0	CONFERENCE	0- 0	0- 1	1- 4				
1- 3	0- 0	0- 0	HOME	0- 0	0- 0	1- 3				
0- 2	0- 0	0- 0	AWAY	0- 0	0- 1	0- 1				
0- 0	0- 0	0- 0	NEUTRAL	0- 0	0- 0	0- 0				

RPI 1-25			RPI 26-50			RPI 51-100			RPI 101+ Team's RPI: 344		
RPI	S	Opponent	Score	RPI	S	Opponent	Score	RPI	S	Opponent	Score
								51	H	Northwestern	48 102
								81	H	DePaul	34 87
								83	H	Western Mich.	43 73
								109	A	Wright St.	40 81
								137	A	Bakersfield	58 83
								189	H	Tex.-Pan American	60 75
								192	A	Ill.-Chicago	44 70
								231	H	Western Ill.	55 90
								249	A	Oakland	40 66
								272	A	Milwaukee	47 69
								274	A	NJIT	48 59
								286	H	Grand Canyon	51 76
								292	H	Jackson St.	60 70
								307	H	IPFW	62 79
								318	A	Seattle	51 75
								320	A	Bradley	62 59
								336	H	Utah Valley	60 55
								343	H	UMKC	59 65
LAST 12 Division I GAMES:											
286	H	Grand Canyon	51 76	274	A	NJIT	48 59				
336	H	Utah Valley	60 55	109	A	Wright St.	40 81				
137	A	Bakersfield	58 83	272	A	Milwaukee	47 69				
318	A	Seattle	51 75	320	A	Bradley	62 59				
343	H	UMKC	59 65	192	A	Ill.-Chicago	44 70				
189	H	Tex.-Pan American	60 75	81	H	DePaul	34 87				

Non-Div I Games: St. Joseph's (IN) 61 58

Chicago St.

■ Loss, 
 ■ Non-Conf, 
 ■ S Site, 
 ■ H Home 
 ■ A Away 
 N Neutral

Average RPI Win:	253	WON-LOST	WINNING	LAST 10	STRENGTH OF	OPP. STRENGTH	TEAM	ADJ.	CONF.	ADJ CONF.
Average RPI Loss:	139	RECORD	PCT. RANK	GAMES	SCHEDULE	OF SCHEDULE	RPI	RPI	RPI	RPI
DIV. I ONLY	6- 15	286	1- 1	212	157	277	277	7	7	
DIV. I NON-CONF.	3- 8	263	0- 1	248	228	302	302	9	9	
TOTALS	RPI 1-25	RPI 26-50	W-L RECORDS	RPI 51-100	RPI 101-150	RPI 150+				
6- 15	0- 1	0- 2	OVERALL	0- 2	0- 2	6- 8				
5- 5	0- 1	0- 1	HOME	0- 0	0- 1	5- 2				
1- 8	0- 0	0- 1	AWAY	0- 1	0- 1	1- 5				
0- 2	0- 0	0- 0	NEUTRAL	0- 1	0- 0	0- 1				
3- 8	0- 0	0- 1	NON-CONFERENCE	0- 2	0- 0	3- 5				
3- 1	0- 0	0- 0	HOME	0- 0	0- 0	3- 1				
0- 5	0- 0	0- 1	AWAY	0- 1	0- 0	0- 3				
0- 2	0- 0	0- 0	NEUTRAL	0- 1	0- 0	0- 1				
3- 7	0- 1	0- 1	CONFERENCE	0- 0	0- 2	3- 3				
2- 4	0- 1	0- 1	HOME	0- 0	0- 1	2- 1				
1- 3	0- 0	0- 0	AWAY	0- 0	0- 1	1- 2				
0- 0	0- 0	0- 0	NEUTRAL	0- 0	0- 0	0- 0				

RPI 1-25				RPI 26-50				RPI 51-100				RPI 101+ Team's RPI: 277			
RPI	S	Opponent	Score	RPI	S	Opponent	Score	RPI	S	Opponent	Score	RPI	S	Opponent	Score
6	H	UConn	31 96	40	A	Iowa St.	54 85	84	A	UCLA	58 66	145	A	Memphis	38 41
				48	H	Tulane	50 60	88	N	Creighton	52 63	145	H	Memphis	44 56
												155	A	Temple	50 83
												155	H	Temple	64 81
												165	H	Xavier	71 72
												172	A	UT Martin	61 62
												174	A	Tulsa	52 74
												181	A	Northern Ky.	52 66
												187	H	Delaware	67 59
												227	H	Detroit	70 38
												243	H	UCF	70 54
												250	N	San Jose St.	54 79
												261	A	Houston	76 73
												261	H	Houston	69 66
												284	A	Bowling Green	55 66
												337	H	Ark.-Pine Bluff	73 57
LAST 12 Division I GAMES:															
250	N	San Jose St.	54 79	243	H	UCF	70 54								
261	H	Houston	69 66	261	A	Houston	76 73								
145	H	Memphis	44 56	155	H	Temple	64 81								
6	H	UConn	31 96	174	A	Tulsa	52 74								
155	A	Temple	50 83	48	H	Tulane	50 60								
145	A	Memphis	38 41	227	H	Detroit	70 38								

Non-Div I Games:

Cincinnati

Average RPI Win:	235	WON-LOST	WINNING	LAST 10	STRENGTH OF	OPP. STRENGTH	TEAM	ADJ.	CONF.	ADJ CONF.
Average RPI Loss:	51	RECORD	PCT. RANK	GAMES	SCHEDULE	OF SCHEDULE	RPI	RPI	RPI	RPI
DIV. I ONLY	9- 13	225	2- 8	22	94	138	138	2	2	
DIV. I NON-CONF.	8- 5	123	3- 0	56	248	94	94	4	4	
TOTALS	RPI 1-25	RPI 26-50	W-L RECORDS	RPI 51-100	RPI 101-150	RPI 150+				
9- 13	0- 5	0- 2	OVERALL	0- 5	2- 0	7- 1				
9- 4	0- 3	0- 0	HOME	0- 1	2- 0	7- 0				
0- 6	0- 1	0- 1	AWAY	0- 3	0- 0	0- 1				
0- 3	0- 1	0- 1	NEUTRAL	0- 1	0- 0	0- 0				
8- 5	0- 2	0- 2	NON-CONFERENCE	0- 1	2- 0	6- 0				
8- 0	0- 0	0- 0	HOME	0- 0	2- 0	6- 0				
0- 2	0- 1	0- 1	AWAY	0- 0	0- 0	0- 0				
0- 3	0- 1	0- 1	NEUTRAL	0- 1	0- 0	0- 0				
1- 8	0- 3	0- 0	CONFERENCE	0- 4	0- 0	1- 1				
1- 4	0- 3	0- 0	HOME	0- 1	0- 0	1- 0				
0- 4	0- 0	0- 0	AWAY	0- 3	0- 0	0- 1				
0- 0	0- 0	0- 0	NEUTRAL	0- 0	0- 0	0- 0				

RPI 1-25				RPI 26-50				RPI 51-100				RPI 101+ Team's RPI: 138			
RPI	S	Opponent	Score	RPI	S	Opponent	Score	RPI	S	Opponent	Score	RPI	S	Opponent	Score
2	H	Notre Dame	36 74	37	N	Ohio St.	77 86	53	N	Wichita St.	48 63	110	H	Furman	79 69
7	A	South Carolina	41 99	46	A	Middle Tenn.	28 69	57	A	Miami (FL)	42 79	118	H	North Dakota	72 67
14	H	Florida St.	52 82					74	A	North Carolina St.	50 76	161	H	Troy	82 73
17	H	North Carolina	56 78					75	A	Georgia Tech	66 74	163	A	Wake Forest	62 64
22	N	FGCU	61 86					93	H	Virginia	72 77	186	H	Virginia Tech	63 54
												274	H	NJIT	64 47
												291	H	South Carolina St.	66 57
												303	H	UNC Greensboro	80 51
												332	H	Tennessee Tech	76 61
												338	H	Longwood	72 56
LAST 12 Division I GAMES:															
93	H	Virginia	72 77	14	H	Florida St.	52 82								
163	A	Wake Forest	62 64	75	A	Georgia Tech	66 74								
2	H	Notre Dame	36 74	186	H	Virginia Tech	63 54								
17	H	North Carolina	56 78	274	H	NJIT	64 47								
57	A	Miami (FL)	42 79	291	H	South Carolina St.	66 57								
74	A	North Carolina St.	50 76	338	H	Longwood	72 56								

Non-Div I Games:

Clemson

■ Loss, 
■ Non-Conf, S Site, 
■ Home 
■ Away 
N Neutral

## Cleveland St.

Through Games Of Feb. 1, 2015

Average RPI Win:	221	WON-LOST	WINNING	LAST 10	STRENGTH OF	OPP. STRENGTH	TEAM	ADJ.	CONF.	ADJ CONF.
Average RPI Loss:	109	RECORD	PCT. RANK	GAMES	SCHEDULE	OF SCHEDULE	RPI	RPI	RPI	RPI
DIV. I ONLY	10- 8	135	5- 4	168	133	134	134	12	12	
DIV. I NON-CONF.	6- 5	145	2- 2	195	139	138	138	12	12	
TOTALS	RPI 1-25	RPI 26-50	W-L RECORDS	RPI 51-100	RPI 101-150	RPI 150+				
10- 8	0- 1	0- 2	OVERALL	1- 1	1- 1	8- 3				
7- 2	0- 1	0- 0	HOME	1- 0	1- 0	5- 1				
3- 6	0- 0	0- 2	AWAY	0- 1	0- 1	3- 2				
0- 0	0- 0	0- 0	NEUTRAL	0- 0	0- 0	0- 0				
6- 5	0- 0	0- 2	NON-CONFERENCE	1- 0	1- 0	4- 3				
4- 1	0- 0	0- 0	HOME	1- 0	1- 0	2- 1				
2- 4	0- 0	0- 2	AWAY	0- 0	0- 0	2- 2				
0- 0	0- 0	0- 0	NEUTRAL	0- 0	0- 0	0- 0				
4- 3	0- 1	0- 0	CONFERENCE	0- 1	0- 1	4- 0				
3- 1	0- 1	0- 0	HOME	0- 0	0- 0	3- 0				
1- 2	0- 0	0- 0	AWAY	0- 1	0- 1	1- 0				
0- 0	0- 0	0- 0	NEUTRAL	0- 0	0- 0	0- 0				

RPI 1-25				RPI 26-50				RPI 51-100				RPI 101+ Team's RPI: 134			
RPI	S	Opponent	Score	RPI	S	Opponent	Score	RPI	S	Opponent	Score	RPI	S	Opponent	Score
18	H	Green Bay	61 65	33	A	Minnesota	76 93	55	A	Youngstown St.	65 79	109	A	Wright St.	65 82
				50	A	Ohio	64 71	60	H	East Carolina	59 57	114	H	Toledo	81 71
												179	A	Eastern Mich.	68 71
												184	A	Fla. Atlantic	74 79
												194	H	Belmont	89 86
												210	A	Morehead St.	80 72
												227	H	Detroit	71 65
												244	H	Niagara	58 76
												249	A	Oakland	72 64
												271	H	Valparaiso	69 62
												272	H	Milwaukee	67 58
												293	H	Kent St.	69 67
												322	A	FIU	73 65
LAST 12 Division I GAMES:															
249	A	Oakland	72 64	271	H	Valparaiso	69 62								
272	H	Milwaukee	67 58	50	A	Ohio	64 71								
109	A	Wright St.	65 82	210	A	Morehead St.	80 72								
18	H	Green Bay	61 65	244	H	Niagara	58 76								
227	H	Detroit	71 65	194	H	Belmont	89 86								
55	A	Youngstown St.	65 79	293	H	Kent St.	69 67								

Non-Div I Games: Notre Dame (OH) 83 67 Bluefield St. 77 74

Cleveland St.

■ Loss, 
 ■ Non-Conf, 
 ■ S Site, 
 ■ Home 
 ■ A Away 
 N Neutral

Average RPI Win:	278	WON-LOST	WINNING	LAST 10	STRENGTH OF	OPP. STRENGTH	TEAM	ADJ.	CONF.	ADJ CONF.
Average RPI Loss:	224	RECORD	PCT. RANK	GAMES	SCHEDULE	OF SCHEDULE	RPI	RPI	RPI	RPI
DIV. I ONLY	6- 11	254	3- 7	334	346	324	324	29	29	
DIV. I NON-CONF.	2- 3	207	0- 1	340	317	336	336	33	33	
TOTALS	RPI 1-25	RPI 26-50	W-L RECORDS	RPI 51-100	RPI 101-150	RPI 150+				
6- 11	0- 0	0- 0	OVERALL	0- 1	0- 2	6- 8				
4- 5	0- 0	0- 0	HOME	0- 1	0- 1	4- 3				
2- 5	0- 0	0- 0	AWAY	0- 0	0- 1	2- 4				
0- 1	0- 0	0- 0	NEUTRAL	0- 0	0- 0	0- 1				
2- 3	0- 0	0- 0	NON-CONFERENCE	0- 0	0- 2	2- 1				
2- 1	0- 0	0- 0	HOME	0- 0	0- 1	2- 0				
0- 1	0- 0	0- 0	AWAY	0- 0	0- 1	0- 0				
0- 1	0- 0	0- 0	NEUTRAL	0- 0	0- 0	0- 1				
4- 8	0- 0	0- 0	CONFERENCE	0- 1	0- 0	4- 7				
2- 4	0- 0	0- 0	HOME	0- 1	0- 0	2- 3				
2- 4	0- 0	0- 0	AWAY	0- 0	0- 0	2- 4				
0- 0	0- 0	0- 0	NEUTRAL	0- 0	0- 0	0- 0				

RPI 1-25			RPI 26-50			RPI 51-100			RPI 101+			Team's RPI: 324
RPI	S	Opponent	Score	RPI	S	Opponent	Score	RPI	S	Opponent	Score	
						100 H Liberty	47 66					
								110 A Furman			56 90	
								124 H Marshall			65 77	
								156 A High Point			65 73	
								156 H High Point			64 79	
								207 A Radford			75 42	
								225 H Winthrop			81 62	
								237 H Presbyterian			78 84	
								246 H Campbell			50 40	
								305 A Gardner-Webb			74 82	
								305 H Gardner-Webb			65 71	
								307 H IPFW			90 63	
								312 A UNC Asheville			61 68	
								321 N Saint Francis (PA)			72 75	
								334 H N.C. Central			67 52	
								338 A Longwood			74 78	
								349 A Charleston So.			71 62	
LAST 12 Division I GAMES:												
305	H	Gardner-Webb	65 71	237	H	Presbyterian	78 84					
156	A	High Point	65 73	100	H	Liberty	47 66					
312	A	UNC Asheville	61 68	338	A	Longwood	74 78					
246	H	Campbell	50 40	305	A	Gardner-Webb	74 82					
225	H	Winthrop	81 62	156	H	High Point	64 79					
349	A	Charleston So.	71 62	321	N	Saint Francis (PA)	72 75					

Non-Div I Games: Barber-Scotia 121 32 UNC Pembroke 64 48 Johnson & Wales (NC) 13 34 Pfeiffer 69 62 Coastal Caro.

Average RPI Win:	219	WON-LOST	WINNING	LAST 10	STRENGTH OF	OPP. STRENGTH	TEAM	ADJ.	CONF.	ADJ CONF.
Average RPI Loss:	139	RECORD	PCT. RANK	GAMES	SCHEDULE	OF SCHEDULE	RPI	RPI	RPI	RPI
DIV. I ONLY	4- 17	315	0- 2	91	155	270	270	13	13	
DIV. I NON-CONF.	2- 9	297	0- 1	43	192	241	241	10	10	
TOTALS	RPI 1-25	RPI 26-50	W-L RECORDS	RPI 51-100	RPI 101-150	RPI 150+				
4- 17	0- 3	0- 1	OVERALL	0- 4	0- 2	4- 7				
4- 3	0- 1	0- 0	HOME	0- 0	0- 0	4- 2				
0- 11	0- 1	0- 0	AWAY	0- 3	0- 2	0- 5				
0- 3	0- 1	0- 1	NEUTRAL	0- 1	0- 0	0- 0				
2- 9	0- 2	0- 1	NON-CONFERENCE	0- 2	0- 1	2- 3				
2- 1	0- 0	0- 0	HOME	0- 0	0- 0	2- 1				
0- 5	0- 1	0- 0	AWAY	0- 1	0- 1	0- 2				
0- 3	0- 1	0- 1	NEUTRAL	0- 1	0- 0	0- 0				
2- 8	0- 1	0- 0	CONFERENCE	0- 2	0- 1	2- 4				
2- 2	0- 1	0- 0	HOME	0- 0	0- 0	2- 1				
0- 6	0- 0	0- 0	AWAY	0- 2	0- 1	0- 3				
0- 0	0- 0	0- 0	NEUTRAL	0- 0	0- 0	0- 0				

RPI 1-25				RPI 26-50				RPI 51-100				RPI 101+ Team's RPI: 270			
RPI	S	Opponent	Score	RPI	S	Opponent	Score	RPI	S	Opponent	Score	RPI	S	Opponent	Score
6	N	UConn	24 85	33	N	Minnesota	50 74	60	A	East Carolina	55 68	130	A	Hofstra	53 78
19	A	South Fla.	47 67					67	A	Drexel	47 64	140	A	Kennesaw St.	61 68
25	H	James Madison	53 73					85	N	Villanova	41 60	187	A	Delaware	49 80
								99	A	Elon	68 77	187	H	Delaware	55 49
												198	H	Mercer	72 59
												217	A	George Mason	61 71
												219	A	Towson	49 71
												219	H	Towson	52 56
												223	H	USC Upstate	61 60
												265	A	UNCW	57 69
												269	H	Northeastern	59 38
												291	A	South Carolina St.	51 60
												303	H	UNC Greensboro	68 70
LAST 12 Division I GAMES:															
85	N	Villanova	41 60	219	H	Towson	52 56								
219	A	Towson	49 71	99	A	Elon	68 77								
67	A	Drexel	47 64	265	A	UNCW	57 69								
25	H	James Madison	53 73	187	H	Delaware	55 49								
187	A	Delaware	49 80	130	A	Hofstra	53 78								
269	H	Northeastern	59 38	223	H	USC Upstate	61 60								

Non-Div I Games:

Col. of Charleston

■ Loss, 
 ■ Non-Conf, 
 ■ S Site, 
 ■ H Home 
 ■ A Away 
 N Neutral

Average RPI Win: <b>228</b>	WON-LOST	WINNING	LAST 10	STRENGTH OF	OPP. STRENGTH	TEAM	ADJ.	CONF.	ADJ CONF.
Average RPI Loss: <b>146</b>	RECORD	PCT. RANK	GAMES	SCHEDULE	OF SCHEDULE	RPI	RPI	RPI	RPI
DIV. I ONLY	4- 17	315	3- 7	143	205	273	273	19	19
DIV. I NON-CONF.	1- 10	330	0- 2	158	167	314	314	21	21
TOTALS	RPI 1-25	RPI 26-50	W-L RECORDS	RPI 51-100	RPI 101-150	RPI 150+			
4- 17	0- 0	0- 2	OVERALL	0- 3	1- 6	3- 6			
2- 7	0- 0	0- 0	HOME	0- 2	1- 3	1- 2			
2- 10	0- 0	0- 2	AWAY	0- 1	0- 3	2- 4			
0- 0	0- 0	0- 0	NEUTRAL	0- 0	0- 0	0- 0			
1- 10	0- 0	0- 2	NON-CONFERENCE	0- 2	0- 3	1- 3			
1- 3	0- 0	0- 0	HOME	0- 1	0- 1	1- 1			
0- 7	0- 0	0- 2	AWAY	0- 1	0- 2	0- 2			
0- 0	0- 0	0- 0	NEUTRAL	0- 0	0- 0	0- 0			
3- 7	0- 0	0- 0	CONFERENCE	0- 1	1- 3	2- 3			
1- 4	0- 0	0- 0	HOME	0- 1	1- 2	0- 1			
2- 3	0- 0	0- 0	AWAY	0- 0	0- 1	2- 2			
0- 0	0- 0	0- 0	NEUTRAL	0- 0	0- 0	0- 0			

RPI 1-25				RPI 26-50				RPI 51-100				RPI 101+				Team's RPI: 273	
RPI	S	Opponent	Score	RPI	S	Opponent	Score	RPI	S	Opponent	Score	RPI	S	Opponent	Score		
				31	A	Georgia	35 66	67	A	Drexel	51 59	101	H	Lehigh	68 86		
				49	A	Rutgers	44 60	89	H	Albany (NY)	48 67	106	H	Cornell	66 74		
								90	H	American	58 66	132	H	Army	62 64		
												139	A	Harvard	53 68		
												146	A	Bucknell	75 77		
												146	H	Bucknell	54 41		
												149	A	St. Bonaventure	49 65		
												171	A	Lafayette	56 58		
												177	A	Siena	68 80		
												195	A	Holy Cross	76 71		
												202	H	Navy	63 65		
												238	A	Monmouth	62 82		
												256	A	Loyola Maryland	72 45		
												293	H	Kent St.	61 62		
												298	A	Boston U.	53 58		
												314	H	Binghamton	74 55		
LAST 12 Division I GAMES:																	
				146	H	Bucknell	54 41	90	H	American	58 66						
				171	A	Lafayette	56 58	195	A	Holy Cross	76 71						
				256	A	Loyola Maryland	72 45	146	A	Bucknell	75 77						
				132	H	Army	62 64	101	H	Lehigh	68 86						
				202	H	Navy	63 65	177	A	Siena	68 80						
				298	A	Boston U.	53 58	293	H	Kent St.	61 62						

Non-Div I Games:

Colgate

■ Loss, 
 ■ Non-Conf, 
 ■ S Site, 
 ■ H Home 
 ■ A Away 
 N Neutral

Colorado

Through Games Of Feb. 1, 2015

Average RPI Win:	182	WON-LOST	WINNING	LAST 10	STRENGTH OF	OPP. STRENGTH	TEAM	ADJ.	CONF.	ADJ CONF.
Average RPI Loss:	46	RECORD	PCT. RANK	GAMES	SCHEDULE	OF SCHEDULE	RPI	RPI	RPI	RPI
DIV. I ONLY	10- 11	180	2- 1	29	43	102	102	5	5	
DIV. I NON-CONF.	7- 4	107	2- 1	19	164	67	67	3	3	
TOTALS	RPI 1-25	RPI 26-50	W-L RECORDS	RPI 51-100	RPI 101-150	RPI 150+				
10- 11	0- 5	0- 2	OVERALL	2- 3	1- 1	7- 0				
8- 5	0- 1	0- 1	HOME	2- 3	1- 0	5- 0				
2- 6	0- 4	0- 1	AWAY	0- 0	0- 1	2- 0				
0- 0	0- 0	0- 0	NEUTRAL	0- 0	0- 0	0- 0				
7- 4	0- 1	0- 1	NON-CONFERENCE	2- 1	1- 1	4- 0				
6- 2	0- 0	0- 1	HOME	2- 1	1- 0	3- 0				
1- 2	0- 1	0- 0	AWAY	0- 0	0- 1	1- 0				
0- 0	0- 0	0- 0	NEUTRAL	0- 0	0- 0	0- 0				
3- 7	0- 4	0- 1	CONFERENCE	0- 2	0- 0	3- 0				
2- 3	0- 1	0- 0	HOME	0- 2	0- 0	2- 0				
1- 4	0- 3	0- 1	AWAY	0- 0	0- 0	1- 0				
0- 0	0- 0	0- 0	NEUTRAL	0- 0	0- 0	0- 0				

RPI 1-25				RPI 26-50				RPI 51-100				RPI 101+ Team's RPI: 102			
RPI	S	Opponent	Score	RPI	S	Opponent	Score	RPI	S	Opponent	Score	RPI	S	Opponent	Score
5	A	Iowa	63 78	38	H	Western Ky.	78 79	59	H	Arkansas St.	80 69	113	A	Missouri	50 53
10	H	Arizona St.	60 68	43	A	Washington St.	68 73	71	H	Long Beach St.	56 62	118	H	North Dakota	68 59
20	A	Washington	82 85					76	H	Southern California	61 81	170	H	Arizona	81 69
23	A	California	59 75					77	H	Colorado St.	87 81	185	H	Missouri St.	87 59
24	A	Stanford	55 62					84	H	UCLA	84 90	215	H	Wyoming	76 71
												222	A	Utah	73 54
												222	H	Utah	77 72
												250	H	San Jose St.	97 89
												301	A	Denver	77 49
LAST 12 Division I GAMES:															
59	H	Arkansas St.	80 69	20	A	Washington	82 85								
38	H	Western Ky.	78 79	222	A	Utah	73 54								
77	H	Colorado St.	87 81	222	H	Utah	77 72								
170	H	Arizona	81 69	84	H	UCLA	84 90								
10	H	Arizona St.	60 68	76	H	Southern California	61 81								
43	A	Washington St.	68 73	23	A	California	59 75								

Non-Div I Games:

Colorado

Loss, Non-Conf, S Site, H Home A Away N Neutral



Average RPI Win:	203	WON-LOST	WINNING	LAST 10	STRENGTH OF	OPP. STRENGTH	TEAM	ADJ.	CONF.	ADJ CONF.
Average RPI Loss:	81	RECORD	PCT. RANK	GAMES	SCHEDULE	OF SCHEDULE	RPI	RPI	RPI	RPI
DIV. I ONLY	13- 5	54	8- 2	161	121	77	77	21	21	
DIV. I NON-CONF.	6- 3	92	3- 0	140	65	90	90	19	19	
TOTALS	RPI 1-25	RPI 26-50	W-L RECORDS	RPI 51-100	RPI 101-150	RPI 150+				
13- 5	0- 0	0- 1	OVERALL	2- 2	1- 2	10- 0				
8- 1	0- 0	0- 0	HOME	0- 1	1- 0	7- 0				
4- 3	0- 0	0- 1	AWAY	1- 0	0- 2	3- 0				
1- 1	0- 0	0- 0	NEUTRAL	1- 1	0- 0	0- 0				
6- 3	0- 0	0- 0	NON-CONFERENCE	2- 2	0- 1	4- 0				
4- 1	0- 0	0- 0	HOME	0- 1	0- 0	4- 0				
1- 1	0- 0	0- 0	AWAY	1- 0	0- 1	0- 0				
1- 1	0- 0	0- 0	NEUTRAL	1- 1	0- 0	0- 0				
7- 2	0- 0	0- 1	CONFERENCE	0- 0	1- 1	6- 0				
4- 0	0- 0	0- 0	HOME	0- 0	1- 0	3- 0				
3- 2	0- 0	0- 1	AWAY	0- 0	0- 1	3- 0				
0- 0	0- 0	0- 0	NEUTRAL	0- 0	0- 0	0- 0				

RPI 1-25				RPI 26-50				RPI 51-100				Team's RPI: 77	RPI 101+			
RPI	S	Opponent	Score	RPI	S	Opponent	Score	RPI	S	Opponent	Score		RPI	S	Opponent	Score
				30	A	Fresno St.	49 53	56	N	BYU	58 69		102	A	Colorado	81 87
								72	N	TCU	76 62		127	A	Boise St.	65 75
								73	A	Drake	69 56		127	H	Boise St.	83 82
								91	H	Hawaii	58 63		151	H	Cal Poly	65 63
													154	H	New Mexico	44 38
													184	H	Fla. Atlantic	59 46
													204	A	San Diego St.	49 36
													215	A	Wyoming	58 55
													241	A	Nevada	59 58
													250	H	San Jose St.	77 59
													301	H	Denver	81 61
													315	H	Illinois St.	70 49
													347	H	Air Force	62 42
LAST 12 Division I GAMES:																
				30	A	Fresno St.	49 53	215	A	Wyoming	58 55					
				127	H	Boise St.	83 82	154	H	New Mexico	44 38					
				204	A	San Diego St.	49 36	127	A	Boise St.	65 75					
				250	H	San Jose St.	77 59	151	H	Cal Poly	65 63					
				241	A	Nevada	59 58	184	H	Fla. Atlantic	59 46					
				347	H	Air Force	62 42	301	H	Denver	81 61					

Non-Div I Games: South Dakota Mines 75 39 Colorado Mines 99 45

Colorado St.

Average RPI Win: 250		WON-LOST	WINNING	LAST 10	STRENGTH OF	OPP. STRENGTH	TEAM	ADJ.	CONF.	ADJ CONF.
Average RPI Loss: 209		RECORD	PCT. RANK	GAMES	SCHEDULE	OF SCHEDULE	RPI	RPI	RPI	RPI
DIV. I ONLY		6- 12	265	3- 7	312	306	317	317	10	10
DIV. I NON-CONF.		6- 8	197	3- 5	335	329	320	320	11	11
TOTALS		RPI 1-25	RPI 26-50	W-L RECORDS	RPI 51-100	RPI 101-150	RPI 150+			
6- 12	0- 0		0- 0	OVERALL	0- 0	1- 4	5- 8			
5- 5	0- 0		0- 0	HOME	0- 0	1- 2	4- 3			
1- 7	0- 0		0- 0	AWAY	0- 0	0- 2	1- 5			
0- 0	0- 0		0- 0	NEUTRAL	0- 0	0- 0	0- 0			
6- 8	0- 0		0- 0	NON-CONFERENCE	0- 0	1- 1	5- 7			
5- 4	0- 0		0- 0	HOME	0- 0	1- 1	4- 3			
1- 4	0- 0		0- 0	AWAY	0- 0	0- 0	1- 4			
0- 0	0- 0		0- 0	NEUTRAL	0- 0	0- 0	0- 0			
0- 4	0- 0		0- 0	CONFERENCE	0- 0	0- 3	0- 1			
0- 1	0- 0		0- 0	HOME	0- 0	0- 1	0- 0			
0- 3	0- 0		0- 0	AWAY	0- 0	0- 2	0- 1			
0- 0	0- 0		0- 0	NEUTRAL	0- 0	0- 0	0- 0			

RPI 1-25				RPI 26-50				RPI 51-100				RPI 101+				Team's RPI: 317	
RPI	S	Opponent	Score	RPI	S	Opponent	Score	RPI	S	Opponent	Score	RPI	S	Opponent	Score		
												106	A	Cornell	39	59	
												106	H	Cornell	42	46	
												116	A	Yale	47	55	
												120	H	Rhode Island	79	69	
												140	H	Kennesaw St.	62	66	
												167	A	San Francisco	65	70	
												171	H	Lafayette	72	65	
												200	A	Stony Brook	68	82	
												250	A	San Jose St.	76	119	
												258	H	UMass Lowell	59	69	
												263	A	Brown	76	85	
												274	A	NJIT	45	38	
												287	H	Portland St.	66	71	
												290	H	UMBC	66	76	
												294	H	LIU Brooklyn	54	45	
												320	H	Bradley	81	74	
												323	H	Fairleigh Dickinson	72	55	
												325	A	Wagner	86	97	
LAST 12 Division I GAMES:																	
				263	A	Brown	76	85		325	A	Wagner	86	97			
				116	A	Yale	47	55		287	H	Portland St.	66	71			
				106	H	Cornell	42	46		294	H	LIU Brooklyn	54	45			
				106	A	Cornell	39	59		290	H	UMBC	66	76			
				274	A	NJIT	45	38		258	H	UMass Lowell	59	69			
				323	H	Fairleigh Dickinson	72	55		140	H	Kennesaw St.	62	66			

Non-Div I Games:

Columbia

Loss, Non-Conf, S Site, H Home A Away N Neutral

Average RPI Win: <b>307</b>	WON-LOST	WINNING	LAST 10	STRENGTH OF	OPP. STRENGTH	TEAM	ADJ.	CONF.	ADJ CONF.
Average RPI Loss: <b>185</b>	RECORD	PCT. RANK	GAMES	SCHEDULE	OF SCHEDULE	RPI	RPI	RPI	RPI
DIV. I ONLY	2- 15	334	2- 8	270	253	328	328	32	32
DIV. I NON-CONF.	0- 10	338	0- 5	90	91	304	304	29	29
TOTALS	RPI 1-25	RPI 26-50	W-L RECORDS	RPI 51-100	RPI 101-150	RPI 150+			
2- 15	0- 1	0- 1	OVERALL	0- 3	0- 1	2- 9			
1- 4	0- 1	0- 0	HOME	0- 0	0- 1	1- 2			
1- 11	0- 0	0- 1	AWAY	0- 3	0- 0	1- 7			
0- 0	0- 0	0- 0	NEUTRAL	0- 0	0- 0	0- 0			
0- 10	0- 1	0- 1	NON-CONFERENCE	0- 3	0- 1	0- 4			
0- 3	0- 1	0- 0	HOME	0- 0	0- 1	0- 1			
0- 7	0- 0	0- 1	AWAY	0- 3	0- 0	0- 3			
0- 0	0- 0	0- 0	NEUTRAL	0- 0	0- 0	0- 0			
2- 5	0- 0	0- 0	CONFERENCE	0- 0	0- 0	2- 5			
1- 1	0- 0	0- 0	HOME	0- 0	0- 0	1- 1			
1- 4	0- 0	0- 0	AWAY	0- 0	0- 0	1- 4			
0- 0	0- 0	0- 0	NEUTRAL	0- 0	0- 0	0- 0			

RPI 1-25				RPI 26-50				RPI 51-100				RPI 101+ Team's RPI: 328			
RPI	S	Opponent	Score	RPI	S	Opponent	Score	RPI	S	Opponent	Score	RPI	S	Opponent	Score
4	H	Maryland	51 <b>110</b>	31	A	Georgia	29 <b>49</b>	57	A	Miami (FL)	54 <b>70</b>	115	H	VCU	52 <b>63</b>
								61	A	West Virginia	43 <b>83</b>	163	A	Wake Forest	54 <b>65</b>
								74	A	North Carolina St.	61 <b>81</b>	196	H	Robert Morris	58 <b>75</b>
												229	A	N.C. A&T	49 <b>67</b>
												247	H	Bethune-Cookman	58 <b>61</b>
												279	A	Norfolk St.	58 56
												290	A	UMBC	65 <b>78</b>
												300	A	Mt. St. Mary's	65 <b>81</b>
												331	A	UMES	58 <b>66</b>
												334	A	N.C. Central	58 <b>59</b>
												335	H	Florida A&M	70 65
												339	A	Howard	66 <b>68</b>
LAST 12 Division I GAMES:															
331	A	UMES	58 <b>66</b>	279	A	Norfolk St.	58 56	115	H	VCU	52 <b>63</b>	4	H	Maryland	51 <b>110</b>
229	A	N.C. A&T	49 <b>67</b>	57	A	Miami (FL)	54 <b>70</b>	300	A	Mt. St. Mary's	65 <b>81</b>	61	A	West Virginia	43 <b>83</b>
334	A	N.C. Central	58 <b>59</b>												
335	H	Florida A&M	70 65												
247	H	Bethune-Cookman	58 <b>61</b>												
339	A	Howard	66 <b>68</b>												

Non-Div I Games: Virginia Union 68 54

Coppin St.

■ Loss, 
 ■ Non-Conf, 
 ■ S Site, 
 ■ H Home 
 ■ A Away 
 N Neutral

Average RPI Win: <b>229</b>	WON-LOST	WINNING	LAST 10	STRENGTH OF	OPP. STRENGTH	TEAM	ADJ.	CONF.	ADJ CONF.
Average RPI Loss: <b>110</b>	RECORD	PCT. RANK	GAMES	SCHEDULE	OF SCHEDULE	RPI	RPI	RPI	RPI
DIV. I ONLY	12- 6	74	8- 2	214	210	106	106	10	10
DIV. I NON-CONF.	9- 5	102	6- 2	196	186	122	122	11	11
<hr/>									
TOTALS	RPI 1-25	RPI 26-50	W-L RECORDS	RPI 51-100	RPI 101-150	RPI 150+			
12- 6	0- 0	0- 1	OVERALL	1- 1	2- 3	9- 1			
6- 2	0- 0	0- 0	HOME	1- 0	2- 1	3- 1			
6- 4	0- 0	0- 1	AWAY	0- 1	0- 2	6- 0			
0- 0	0- 0	0- 0	NEUTRAL	0- 0	0- 0	0- 0			
9- 5	0- 0	0- 1	NON-CONFERENCE	1- 1	2- 2	6- 1			
5- 2	0- 0	0- 0	HOME	1- 0	2- 1	2- 1			
4- 3	0- 0	0- 1	AWAY	0- 1	0- 1	4- 0			
0- 0	0- 0	0- 0	NEUTRAL	0- 0	0- 0	0- 0			
3- 1	0- 0	0- 0	CONFERENCE	0- 0	0- 1	3- 0			
1- 0	0- 0	0- 0	HOME	0- 0	0- 0	1- 0			
2- 1	0- 0	0- 0	AWAY	0- 0	0- 1	2- 0			
0- 0	0- 0	0- 0	NEUTRAL	0- 0	0- 0	0- 0			

RPI 1-25			RPI 26-50			RPI 51-100			RPI 101+ Team's RPI: 106		
RPI	S	Opponent	Score	RPI	S	Opponent	Score	RPI	S	Opponent	Score
				34	A	Syracuse	59 <b>76</b>	55	H	Youngstown St.	75 63
								67	A	Drexel	53 <b>62</b>
								116	A	Yale	53 <b>60</b>
								124	H	Marshall	58 49
								135	H	Hartford	46 <b>48</b>
								146	A	Bucknell	51 <b>59</b>
								147	H	Bryant	66 64
								152	A	Fairfield	58 47
								159	H	Buffalo	58 <b>65</b>
								196	H	Robert Morris	70 59
								256	A	Loyola Maryland	79 61
								263	A	Brown	65 52
								273	A	Colgate	74 66
								313	A	Vermont	90 87
								317	A	Columbia	46 42
								317	H	Columbia	59 39
								339	H	Howard	75 56
LAST 12 Division I GAMES:											
				116	A	Yale	53 <b>60</b>	313	A	Vermont	90 87
				263	A	Brown	65 52	34	A	Syracuse	59 <b>76</b>
				317	A	Columbia	46 42	256	A	Loyola Maryland	79 61
				317	H	Columbia	59 39	196	H	Robert Morris	70 59
				339	H	Howard	75 56	147	H	Bryant	66 64
				55	H	Youngstown St.	75 63	159	H	Buffalo	58 <b>65</b>

Non-Div I Games:

Cornell

Creighton

Through Games Of Feb. 1, 2015

Average RPI Win:	183	WON-LOST	WINNING	LAST 10	STRENGTH OF	OPP. STRENGTH	TEAM	ADJ.	CONF.	ADJ CONF.
Average RPI Loss:	64	RECORD	PCT. RANK	GAMES	SCHEDULE	OF SCHEDULE	RPI	RPI	RPI	RPI
DIV. I ONLY	12- 10	149	5- 5	50	72	88	88	9	9	
DIV. I NON-CONF.	7- 4	107	2- 0	22	29	37	37	8	8	
TOTALS	RPI 1-25	RPI 26-50	W-L RECORDS	RPI 51-100	RPI 101-150	RPI 150+				
12- 10	0- 2	0- 2	OVERALL	4- 5	1- 0	7- 1				
7- 4	0- 0	0- 2	HOME	3- 2	0- 0	4- 0				
4- 6	0- 2	0- 0	AWAY	1- 3	1- 0	2- 1				
1- 0	0- 0	0- 0	NEUTRAL	0- 0	0- 0	1- 0				
7- 4	0- 2	0- 1	NON-CONFERENCE	3- 1	1- 0	3- 0				
4- 1	0- 0	0- 1	HOME	2- 0	0- 0	2- 0				
2- 3	0- 2	0- 0	AWAY	1- 1	1- 0	0- 0				
1- 0	0- 0	0- 0	NEUTRAL	0- 0	0- 0	1- 0				
5- 6	0- 0	0- 1	CONFERENCE	1- 4	0- 0	4- 1				
3- 3	0- 0	0- 1	HOME	1- 2	0- 0	2- 0				
2- 3	0- 0	0- 0	AWAY	0- 2	0- 0	2- 1				
0- 0	0- 0	0- 0	NEUTRAL	0- 0	0- 0	0- 0				

RPI 1-25				RPI 26-50				RPI 51-100				Team's RPI: 88				RPI 101+			
RPI	S	Opponent	Score	RPI	S	Opponent	Score	RPI	S	Opponent	Score			RPI	S	Opponent	Score		
6	A	UConn	60 96	29	H	Nebraska	57 60	53	A	Wichita St.	56 65			108	A	UNI	58 56		
23	A	California	69 94	32	H	Seton Hall	74 79	65	A	South Dakota St.	88 81			165	A	Xavier	65 66		
								66	H	St. John's (NY)	38 61			165	H	Xavier	74 65		
								68	H	Kansas	84 81			222	H	Utah	64 56		
								73	H	Drake	93 71			235	A	Providence	65 54		
								81	A	DePaul	71 96			276	H	Georgetown	76 61		
								85	H	Villanova	61 65			277	N	Cincinnati	63 52		
								97	A	Butler	58 63			281	A	Marquette	93 75		
								97	H	Butler	62 55			327	H	Omaha	67 50		
LAST 12 Division I GAMES:																			
				97	H	Butler	62 55	85	H	Villanova	61 65								
				165	H	Xavier	74 65	97	A	Butler	58 63								
				281	A	Marquette	93 75	165	A	Xavier	65 66								
				81	A	DePaul	71 96	276	H	Georgetown	76 61								
				235	A	Providence	65 54	68	H	Kansas	84 81								
				66	H	St. John's (NY)	38 61	327	H	Omaha	67 50								

Non-Div I Games:

Creighton

Loss, Non-Conf, S Site, H Home A Away N Neutral

Average RPI Win: <b>211</b>	WON-LOST	WINNING	LAST 10	STRENGTH OF	OPP. STRENGTH	TEAM	ADJ.	CONF.	ADJ CONF.
Average RPI Loss: <b>121</b>	RECORD	PCT. RANK	GAMES	SCHEDULE	OF SCHEDULE	RPI	RPI	RPI	RPI
DIV. I ONLY	10- 8	135	5- 5	169	162	136	136	10	10
DIV. I NON-CONF.	9- 5	102	4- 4	250	251	116	116	11	11
<hr/>									
TOTALS	RPI 1-25	RPI 26-50	W-L RECORDS	RPI 51-100	RPI 101-150	RPI 150+			
10- 8	0- 1	0- 0	OVERALL	0- 3	3- 2	7- 2			
5- 3	0- 1	0- 0	HOME	0- 1	1- 1	4- 0			
4- 5	0- 0	0- 0	AWAY	0- 2	2- 1	2- 2			
1- 0	0- 0	0- 0	NEUTRAL	0- 0	0- 0	1- 0			
9- 5	0- 0	0- 0	NON-CONFERENCE	0- 2	2- 1	7- 2			
5- 0	0- 0	0- 0	HOME	0- 0	1- 0	4- 0			
3- 5	0- 0	0- 0	AWAY	0- 2	1- 1	2- 2			
1- 0	0- 0	0- 0	NEUTRAL	0- 0	0- 0	1- 0			
1- 3	0- 1	0- 0	CONFERENCE	0- 1	1- 1	0- 0			
0- 3	0- 1	0- 0	HOME	0- 1	0- 1	0- 0			
1- 0	0- 0	0- 0	AWAY	0- 0	1- 0	0- 0			
0- 0	0- 0	0- 0	NEUTRAL	0- 0	0- 0	0- 0			

RPI 1-25				RPI 26-50				RPI 51-100				RPI 101+ Team's RPI: 136			
RPI	S	Opponent	Score	RPI	S	Opponent	Score	RPI	S	Opponent	Score	RPI	S	Opponent	Score
16	H	Princeton	65 <b>83</b>					63	H	Penn	39 <b>55</b>	108	A	UNI	46 <b>62</b>
								69	A	San Diego	53 <b>78</b>	120	A	Rhode Island	54 44
								92	A	Maine	38 <b>53</b>	135	H	Hartford	49 43
												139	A	Harvard	76 61
												139	H	Harvard	69 <b>75</b>
												151	A	Cal Poly	74 61
												168	A	New Hampshire	44 <b>60</b>
												195	H	Holy Cross	69 53
												244	A	Niagara	76 70
												249	H	Oakland	59 54
												274	H	NJIT	68 63
												293	N	Kent St.	60 49
												310	H	Loyola Chicago	70 58
												313	A	Vermont	63 <b>68</b>
<hr/>															
LAST 12 Division I GAMES:															
16	H	Princeton	65 <b>83</b>	244	A	Niagara	76 70	310	H	Loyola Chicago	70 58				
63	H	Penn	39 <b>55</b>	168	A	New Hampshire	44 <b>60</b>	108	A	UNI	46 <b>62</b>				
139	H	Harvard	69 <b>75</b>	92	A	Maine	38 <b>53</b>	313	A	Vermont	63 <b>68</b>				
139	A	Harvard	76 61												
249	H	Oakland	59 54												
120	A	Rhode Island	54 44												

Non-Div I Games:

Dartmouth

## Davidson

Through Games Of Feb. 1, 2015

Average RPI Win: <b>202</b>	WON-LOST	WINNING	LAST 10	STRENGTH OF	OPP. STRENGTH	TEAM	ADJ.	CONF.	ADJ CONF.
Average RPI Loss: <b>122</b>	RECORD	PCT. RANK	GAMES	SCHEDULE	OF SCHEDULE	RPI	RPI	RPI	RPI
DIV. I ONLY	5- 17	301	1- 9	85	125	236	236	6	6
DIV. I NON-CONF.	4- 9	243	1- 2	146	230	230	230	6	6
-----									
TOTALS	RPI 1-25	RPI 26-50	W-L RECORDS	RPI 51-100	RPI 101-150	RPI 150+			
5- 17	0- 2	0- 1	OVERALL	1- 5	0- 4	4- 5			
2- 9	0- 2	0- 0	HOME	0- 3	0- 2	2- 2			
3- 7	0- 0	0- 1	AWAY	1- 2	0- 2	2- 2			
0- 1	0- 0	0- 0	NEUTRAL	0- 0	0- 0	0- 1			
4- 9	0- 1	0- 1	NON-CONFERENCE	1- 2	0- 1	3- 4			
2- 3	0- 1	0- 0	HOME	0- 1	0- 0	2- 1			
2- 5	0- 0	0- 1	AWAY	1- 1	0- 1	1- 2			
0- 1	0- 0	0- 0	NEUTRAL	0- 0	0- 0	0- 1			
1- 8	0- 1	0- 0	CONFERENCE	0- 3	0- 3	1- 1			
0- 6	0- 1	0- 0	HOME	0- 2	0- 2	0- 1			
1- 2	0- 0	0- 0	AWAY	0- 1	0- 1	1- 0			
0- 0	0- 0	0- 0	NEUTRAL	0- 0	0- 0	0- 0			

RPI 1-25				RPI 26-50				RPI 51-100				RPI 101+ Team's RPI: 236			
RPI	S	Opponent	Score	RPI	S	Opponent	Score	RPI	S	Opponent	Score	RPI	S	Opponent	Score
12	H	Dayton	51 <b>67</b>	49	A	Rutgers	44 <b>100</b>	70	A	Duquesne	47 <b>83</b>	110	A	Furman	60 <b>67</b>
25	H	James Madison	57 <b>73</b>					74	A	North Carolina St.	66 <b>82</b>	112	H	Saint Joseph's	52 <b>57</b>
								76	H	Southern California	64 <b>99</b>	115	A	VCU	53 <b>62</b>
								86	H	Fordham	45 <b>66</b>	120	H	Rhode Island	62 <b>71</b>
								93	A	Virginia	67 57	156	H	High Point	76 57
								96	H	Richmond	48 <b>56</b>	158	A	Saint Louis	53 50
												175	H	La Salle	54 <b>63</b>
												201	A	Charlotte	51 <b>86</b>
												225	A	Winthrop	60 <b>75</b>
												229	H	N.C. A&T	57 <b>62</b>
												300	H	Mt. St. Mary's	67 62
												302	N	Miami (OH)	58 <b>59</b>
												305	A	Gardner-Webb	68 67
LAST 12 Division I GAMES:															
112	H	Saint Joseph's	52 <b>57</b>	120	H	Rhode Island	62 <b>71</b>								
86	H	Fordham	45 <b>66</b>	12	H	Dayton	51 <b>67</b>								
70	A	Duquesne	47 <b>83</b>	175	H	La Salle	54 <b>63</b>								
96	H	Richmond	48 <b>56</b>	302	N	Miami (OH)	58 <b>59</b>								
158	A	Saint Louis	53 50	93	A	Virginia	67 57								
115	A	VCU	53 <b>62</b>	201	A	Charlotte	51 <b>86</b>								

Non-Div I Games:

Davidson

■ Loss, 
 ■ Non-Conf, 
 S Site, 
 ■ Home 
 ■ Away 
 N Neutral

Average RPI Win: 121		WON-LOST	WINNING	LAST 10	STRENGTH OF	OPP. STRENGTH	TEAM	ADJ.	CONF.	ADJ CONF.
Average RPI Loss: 26		RECORD	PCT. RANK	GAMES	SCHEDULE	OF SCHEDULE	RPI	RPI	RPI	RPI
DIV. I ONLY		16- 4	31	9- 1	16	44	12	12	6	6
DIV. I NON-CONF.		9- 3	60	4- 0	12	10	7	7	6	6
TOTALS		RPI 1-25	RPI 26-50		W-L RECORDS		RPI 51-100	RPI 101-150	RPI 150+	
16- 4	1- 2	1- 2		OVERALL		3- 0	7- 0	4- 0		
8- 1	1- 1	0- 0		HOME		2- 0	3- 0	2- 0		
7- 3	0- 1	1- 2		AWAY		1- 0	4- 0	1- 0		
1- 0	0- 0	0- 0		NEUTRAL		0- 0	0- 0	1- 0		
9- 3	1- 1	1- 2		NON-CONFERENCE		1- 0	4- 0	2- 0		
5- 0	1- 0	0- 0		HOME		1- 0	2- 0	1- 0		
3- 3	0- 1	1- 2		AWAY		0- 0	2- 0	0- 0		
1- 0	0- 0	0- 0		NEUTRAL		0- 0	0- 0	1- 0		
7- 1	0- 1	0- 0		CONFERENCE		2- 0	3- 0	2- 0		
3- 1	0- 1	0- 0		HOME		1- 0	1- 0	1- 0		
4- 0	0- 0	0- 0		AWAY		1- 0	2- 0	1- 0		
0- 0	0- 0	0- 0		NEUTRAL		0- 0	0- 0	0- 0		

RPI	S	Opponent	Score	RPI	S	Opponent	Score	RPI	S	Opponent	Score	RPI	S	Opponent	Score
5	A	Iowa	83 90	42	A	Gonzaga	65 75	54	H	Purdue	63 61	109	A	Wright St.	79 76
13	H	George Washington	66 69	43	A	Washington St.	60 76	70	H	Duquesne	78 67	114	H	Toledo	79 57
18	H	Green Bay	72 66	44	A	Vanderbilt	71 67	96	A	Richmond	76 62	115	A	VCU	75 56
												119	A	Central Mich.	98 89
												119	H	Central Mich.	86 76
												120	H	Rhode Island	77 33
												149	A	St. Bonaventure	86 70
												158	H	Saint Louis	87 72
												172	N	UT Martin	78 47
												235	H	Providence	72 56
												236	A	Davidson	67 51
LAST 12 Division I GAMES:															
158	H	Saint Louis	87 72	236	A	Davidson	67 51	13	H	George Washington	66 69	119	A	Central Mich.	98 89
96	A	Richmond	76 62	44	A	Vanderbilt	71 67	119	H	Central Mich.	86 76	120	H	Rhode Island	77 33
115	A	VCU	75 56	43	A	Washington St.	60 76	96	A	Richmond	76 62	149	A	St. Bonaventure	86 70
120	H	Rhode Island	77 33	42	A	Gonzaga	65 75	109	A	Wright St.	79 76	158	H	Saint Louis	87 72
149	A	St. Bonaventure	86 70	54	H	Purdue	63 61	70	H	Duquesne	78 67	172	N	UT Martin	78 47
70	H	Duquesne	78 67	70	H	Duquesne	78 67	76	A	Richmond	76 62	235	H	Providence	72 56

Non-Div I Games:

Dayton

■ Loss, 
 ■ Non-Conf, S Site, 
 ■ Home 
 ■ Away 
 N Neutral



Average RPI Win:	<b>197</b>	WON-LOST	WINNING	LAST 10	STRENGTH OF	OPP. STRENGTH	TEAM	ADJ.	CONF.	ADJ CONF.
Average RPI Loss:	<b>34</b>	RECORD	PCT. RANK	GAMES	SCHEDULE	OF SCHEDULE	RPI	RPI	RPI	RPI
DIV. I ONLY	<b>17- 6</b>	<b>46</b>	<b>8- 2</b>	<b>173</b>	<b>59</b>	<b>81</b>	<b>81</b>	<b>9</b>	<b>9</b>	
DIV. I NON-CONF.	<b>8- 4</b>	<b>92</b>	<b>2- 0</b>	<b>179</b>	<b>37</b>	<b>121</b>	<b>121</b>	<b>8</b>	<b>8</b>	
TOTALS	RPI 1-25	RPI 26-50	W-L RECORDS	RPI 51-100	RPI 101-150	RPI 150+				
17- 6	0- 2	0- 2	OVERALL	6- 2	0- 0	11- 0				
11- 3	0- 1	0- 1	HOME	5- 1	0- 0	6- 0				
6- 3	0- 1	0- 1	AWAY	1- 1	0- 0	5- 0				
0- 0	0- 0	0- 0	NEUTRAL	0- 0	0- 0	0- 0				
8- 4	0- 2	0- 1	NON-CONFERENCE	2- 1	0- 0	6- 0				
5- 3	0- 1	0- 1	HOME	2- 1	0- 0	3- 0				
3- 1	0- 1	0- 0	AWAY	0- 0	0- 0	3- 0				
0- 0	0- 0	0- 0	NEUTRAL	0- 0	0- 0	0- 0				
9- 2	0- 0	0- 1	CONFERENCE	4- 1	0- 0	5- 0				
6- 0	0- 0	0- 0	HOME	3- 0	0- 0	3- 0				
3- 2	0- 0	0- 1	AWAY	1- 1	0- 0	2- 0				
0- 0	0- 0	0- 0	NEUTRAL	0- 0	0- 0	0- 0				

RPI 1-25				RPI 26-50				RPI 51-100 Team's RPI: 81				RPI 101+			
RPI	S	Opponent	Score	RPI	S	Opponent	Score	RPI	S	Opponent	Score	RPI	S	Opponent	Score
2	H	Notre Dame	93 <b>94</b>	28	H	Texas A&M	68 <b>76</b>	51	H	Northwestern	91 <b>97</b>	154	H	New Mexico	97 59
6	A	UConn	64 <b>98</b>	32	A	Seton Hall	87 <b>107</b>	65	H	South Dakota St.	84 62	165	H	Xavier	84 61
								66	A	St. John's (NY)	84 75	189	H	Tex.-Pan American	93 70
								85	A	Villanova	76 <b>79</b>	235	H	Providence	90 42
								85	H	Villanova	49 47	276	A	Georgetown	105 85
								86	H	Hampton	86 67	276	H	Georgetown	93 52
								88	H	Creighton	96 71	281	A	Marquette	101 67
								97	H	Butler	92 76	310	A	Loyola Chicago	109 84
												315	A	Illinois St.	99 62
												320	H	Bradley	101 77
												344	A	Chicago St.	87 34
LAST 12 Division I GAMES:															
85	H	Villanova	49 47	165	H	Xavier	84 61								
276	H	Georgetown	93 52	281	A	Marquette	101 67								
235	H	Providence	90 42	276	A	Georgetown	105 85								
88	H	Creighton	96 71	85	A	Villanova	76 <b>79</b>								
32	A	Seton Hall	87 <b>107</b>	315	A	Illinois St.	99 62								
66	A	St. John's (NY)	84 75	86	H	Hampton	86 67								

Non-Div I Games:

DePaul

Average RPI Win:	204	WON-LOST	WINNING	LAST 10	STRENGTH OF	OPP. STRENGTH	TEAM	ADJ.	CONF.	ADJ CONF.
Average RPI Loss:	146	RECORD	PCT. RANK	GAMES	SCHEDULE	OF SCHEDULE	RPI	RPI	RPI	RPI
DIV. I ONLY	10- 11	180	5- 5	188	167	187	187	13	13	
DIV. I NON-CONF.	5- 6	177	1- 1	116	241	161	161	10	10	
TOTALS	RPI 1-25	RPI 26-50	W-L RECORDS	RPI 51-100	RPI 101-150	RPI 150+				
10- 11	0- 1	0- 0	OVERALL	0- 4	4- 0	6- 6				
6- 4	0- 1	0- 0	HOME	0- 2	3- 0	3- 1				
4- 6	0- 0	0- 0	AWAY	0- 2	1- 0	3- 4				
0- 1	0- 0	0- 0	NEUTRAL	0- 0	0- 0	0- 1				
5- 6	0- 1	0- 0	NON-CONFERENCE	0- 2	2- 0	3- 3				
3- 2	0- 1	0- 0	HOME	0- 1	2- 0	1- 0				
2- 3	0- 0	0- 0	AWAY	0- 1	0- 0	2- 2				
0- 1	0- 0	0- 0	NEUTRAL	0- 0	0- 0	0- 1				
5- 5	0- 0	0- 0	CONFERENCE	0- 2	2- 0	3- 3				
3- 2	0- 0	0- 0	HOME	0- 1	1- 0	2- 1				
2- 3	0- 0	0- 0	AWAY	0- 1	1- 0	1- 2				
0- 0	0- 0	0- 0	NEUTRAL	0- 0	0- 0	0- 0				

RPI 1-25				RPI 26-50				RPI 51-100				RPI 101+ Team's RPI: 187			
RPI	S	Opponent	Score	RPI	S	Opponent	Score	RPI	S	Opponent	Score	RPI	S	Opponent	Score
16	H	Princeton	59 87					60	A	East Carolina	60 89	126	H	Marist	70 60
								67	A	Drexel	56 61	130	A	Hofstra	73 62
								86	H	Fordham	44 49	130	H	Hofstra	64 53
								99	H	Elon	50 60	146	H	Bucknell	58 56
												155	A	Temple	69 58
												162	H	William & Mary	48 50
												171	A	Lafayette	52 63
												181	N	Northern Ky.	58 63
												219	A	Towson	49 56
												219	H	Towson	72 54
												269	A	Northeastern	54 48
												270	A	Col. of Charleston	49 55
												270	H	Col. of Charleston	80 49
												277	A	Cincinnati	59 67
												285	H	Rider	68 53
												313	A	Vermont	68 46
LAST 12 Division I GAMES:															
130	A	Hofstra	73 62	269	A	Northeastern	54 48								
219	H	Towson	72 54	219	A	Towson	49 56								
67	A	Drexel	56 61	270	A	Col. of Charleston	49 55								
270	H	Col. of Charleston	80 49	99	H	Elon	50 60								
162	H	William & Mary	48 50	285	H	Rider	68 53								
130	H	Hofstra	64 53	277	A	Cincinnati	59 67								

Non-Div I Games:

Delaware

■ Loss, 
 ■ Non-Conf, S Site, 
 ■ Home 
 ■ Away 
 N Neutral

Average RPI Win:	339	WON-LOST	WINNING	LAST 10	STRENGTH OF	OPP. STRENGTH	TEAM	ADJ.	CONF.	ADJ CONF.
Average RPI Loss:	226	RECORD	PCT. RANK	GAMES	SCHEDULE	OF SCHEDULE	RPI	RPI	RPI	RPI
DIV. I ONLY	1- 16	345	1- 8	323	335	348	348	32	32	
DIV. I NON-CONF.	0- 10	338	0- 4	280	261	346	346	29	29	
TOTALS	RPI 1-25	RPI 26-50	W-L RECORDS	RPI 51-100	RPI 101-150	RPI 150+				
1- 16	0- 0	0- 1	OVERALL	0- 1	0- 1	1- 13				
0- 3	0- 0	0- 0	HOME	0- 0	0- 0	0- 3				
1- 10	0- 0	0- 1	AWAY	0- 1	0- 1	1- 7				
0- 3	0- 0	0- 0	NEUTRAL	0- 0	0- 0	0- 3				
0- 10	0- 0	0- 1	NON-CONFERENCE	0- 1	0- 1	0- 7				
0- 0	0- 0	0- 0	HOME	0- 0	0- 0	0- 0				
0- 7	0- 0	0- 1	AWAY	0- 1	0- 1	0- 4				
0- 3	0- 0	0- 0	NEUTRAL	0- 0	0- 0	0- 3				
1- 6	0- 0	0- 0	CONFERENCE	0- 0	0- 0	1- 6				
0- 3	0- 0	0- 0	HOME	0- 0	0- 0	0- 3				
1- 3	0- 0	0- 0	AWAY	0- 0	0- 0	1- 3				
0- 0	0- 0	0- 0	NEUTRAL	0- 0	0- 0	0- 0				

RPI S	Opponent	Score	RPI S	Opponent	Score	RPI S	Opponent	Score	RPI S	Opponent	Score	Team's RPI: 348
39	A Pittsburgh	58 93	93	A Virginia	62 100	119	A Central Mich.	63 91	181	N Northern Ky.	55 76	
						203	H Savannah St.	45 76	217	A George Mason	91 110	
						227	A Detroit	52 74	229	A N.C. A&T	38 79	
						239	N Northern Ill.	59 79	264	A UNLV	78 91	
						280	H Morgan St.	56 64	291	A South Carolina St.	62 64	
						291	H South Carolina St.	60 65	300	A Mt. St. Mary's	64 73	
						314	N Binghamton	84 90	334	A N.C. Central	59 66	
						339	A Howard	58 50				
LAST 12 Division I GAMES:												
291	A South Carolina St.	62 64	280	H Morgan St.	56 64							
334	A N.C. Central	59 66	39	A Pittsburgh	58 93							
229	A N.C. A&T	38 79	227	A Detroit	52 74							
203	H Savannah St.	45 76	119	A Central Mich.	63 91							
291	H South Carolina St.	60 65	93	A Virginia	62 100							
339	A Howard	58 50	239	N Northern Ill.	59 79							

Non-Div I Games: Wilmington (DE) 74 44 Millersville 71 60

Delaware St.

■ Loss, 
 ■ Non-Conf, 
 ■ S Site, 
 ■ Home 
 ■ A Away 
 N Neutral

Average RPI Win:	<b>297</b>	WON-LOST	WINNING	LAST 10	STRENGTH OF	OPP. STRENGTH	TEAM	ADJ.	CONF.	ADJ CONF.
Average RPI Loss:	<b>158</b>	RECORD	PCT. RANK	GAMES	SCHEDULE	OF SCHEDULE	RPI	RPI	RPI	RPI
DIV. I ONLY	<b>7- 15</b>	<b>274</b>	<b>5- 5</b>	<b>309</b>	<b>213</b>	<b>301</b>	<b>301</b>	<b>25</b>	<b>25</b>	
DIV. I NON-CONF.	<b>3- 11</b>	<b>294</b>	<b>1- 3</b>	<b>330</b>	<b>197</b>	<b>338</b>	<b>338</b>	<b>25</b>	<b>25</b>	
TOTALS	RPI 1-25	RPI 26-50	W-L RECORDS	RPI 51-100	RPI 101-150	RPI 150+				
7- 15	0- 0	0- 0	OVERALL	0- 5	0- 2	7- 8				
5- 6	0- 0	0- 0	HOME	0- 1	0- 1	5- 4				
2- 7	0- 0	0- 0	AWAY	0- 4	0- 0	2- 3				
0- 2	0- 0	0- 0	NEUTRAL	0- 0	0- 1	0- 1				
3- 11	0- 0	0- 0	NON-CONFERENCE	0- 3	0- 2	3- 6				
2- 5	0- 0	0- 0	HOME	0- 1	0- 1	2- 3				
1- 4	0- 0	0- 0	AWAY	0- 2	0- 0	1- 2				
0- 2	0- 0	0- 0	NEUTRAL	0- 0	0- 1	0- 1				
4- 4	0- 0	0- 0	CONFERENCE	0- 2	0- 0	4- 2				
3- 1	0- 0	0- 0	HOME	0- 0	0- 0	3- 1				
1- 3	0- 0	0- 0	AWAY	0- 2	0- 0	1- 1				
0- 0	0- 0	0- 0	NEUTRAL	0- 0	0- 0	0- 0				

RPI S	Opponent	Score	RPI S	Opponent	Score	RPI S	Opponent	Score	RPI S	Opponent	Score	Team's RPI: 301
						54	A Purdue	51 65	102	H Colorado	49 77	
						65	A South Dakota St.	44 85	109	N Wright St.	63 72	
						77	A Colorado St.	61 81	177	H Siena	62 78	
						80	A South Dakota	56 82	183	H Cal St. Fullerton	61 78	
						91	H Hawaii	58 60	188	H Oral Roberts	66 57	
									194	H Belmont	43 72	
									215	A Wyoming	41 82	
									230	H North Dakota St.	75 73	
									231	H Western Ill.	66 93	
									251	A IUPUI	54 71	
									259	A Weber St.	63 65	
									278	N UC Irvine	55 63	
									307	A IPFW	82 75	
									327	H Omaha	60 53	
									340	A North Texas	63 55	
									343	H UMKC	74 66	
									347	H Air Force	107 66	
LAST 12 Division I GAMES:												
80	A South Dakota	56 82	188	H Oral Roberts	66 57							
307	A IPFW	82 75	65	A South Dakota St.	44 85							
251	A IUPUI	54 71	340	A North Texas	63 55							
231	H Western Ill.	66 93	278	N UC Irvine	55 63							
230	H North Dakota St.	75 73	54	A Purdue	51 65							
327	H Omaha	60 53	109	N Wright St.	63 72							

Non-Div I Games:

Denver

■ Loss, 
 ■ Non-Conf, 
 ■ S Site, 
 ■ H Home 
 ■ A Away 
 N Neutral

Average RPI Win:	211	WON-LOST	WINNING	LAST 10	STRENGTH OF	OPP. STRENGTH	TEAM	ADJ.	CONF.	ADJ CONF.
Average RPI Loss:	154	RECORD	PCT. RANK	GAMES	SCHEDULE	OF SCHEDULE	RPI	RPI	RPI	RPI
DIV. I ONLY	6- 12	265	3- 7	148	239	227	227	12	12	
DIV. I NON-CONF.	3- 8	263	2- 3	267	260	272	272	12	12	
TOTALS	RPI 1-25	RPI 26-50	W-L RECORDS	RPI 51-100	RPI 101-150	RPI 150+				
6- 12	0- 1	0- 2	OVERALL	1- 1	1- 3	4- 5				
3- 4	0- 1	0- 0	HOME	0- 1	0- 1	3- 1				
3- 7	0- 0	0- 2	AWAY	1- 0	1- 2	1- 3				
0- 1	0- 0	0- 0	NEUTRAL	0- 0	0- 0	0- 1				
3- 8	0- 0	0- 2	NON-CONFERENCE	0- 1	1- 1	2- 4				
1- 2	0- 0	0- 0	HOME	0- 1	0- 1	1- 0				
2- 5	0- 0	0- 2	AWAY	0- 0	1- 0	1- 3				
0- 1	0- 0	0- 0	NEUTRAL	0- 0	0- 0	0- 1				
3- 4	0- 1	0- 0	CONFERENCE	1- 0	0- 2	2- 1				
2- 2	0- 1	0- 0	HOME	0- 0	0- 0	2- 1				
1- 2	0- 0	0- 0	AWAY	1- 0	0- 2	0- 0				
0- 0	0- 0	0- 0	NEUTRAL	0- 0	0- 0	0- 0				

RPI S Opponent Score	RPI S Opponent Score	RPI S Opponent Score	RPI S Opponent Score
18 H Green Bay 58 75	41 A Michigan 57 76	55 A Youngstown St. 59 58	109 A Wright St. 57 76
	50 A Ohio 57 60	83 H Western Mich. 57 71	114 A Toledo 83 72
			134 A Cleveland St. 65 71
			149 H St. Bonaventure 56 68
			179 A Eastern Mich. 71 75
			192 H Ill.-Chicago 70 65
			244 A Niagara 49 71
			249 H Oakland 73 62
			272 H Milwaukee 68 84
			277 A Cincinnati 38 70
			297 N Southeast Mo. St. 51 61
			307 A IPFW 81 74
			348 H Delaware St. 74 52
LAST 12 Division I GAMES:			
55 A Youngstown St. 59 58	272 H Milwaukee 68 84	179 A Eastern Mich. 71 75	277 A Cincinnati 38 70
18 H Green Bay 58 75	83 H Western Mich. 57 71	348 H Delaware St. 74 52	114 A Toledo 83 72
249 H Oakland 73 62			
134 A Cleveland St. 65 71			
192 H Ill.-Chicago 70 65			
109 A Wright St. 57 76			

Non-Div I Games: Madonna 76 47 Marygrove 88 46

Detroit

Loss, Non-Conf, S Site, H Home A Away N Neutral

## Drake

Through Games Of Feb. 1, 2015

Average RPI Win:	184	WON-LOST	WINNING	LAST 10	STRENGTH OF	OPP. STRENGTH	TEAM	ADJ.	CONF.	ADJ CONF.
Average RPI Loss:	79	RECORD	PCT. RANK	GAMES	SCHEDULE	OF SCHEDULE	RPI	RPI	RPI	RPI
DIV. I ONLY	13- 6	67	9- 1	108	113	73	73	18	18	
DIV. I NON-CONF.	4- 6	207	0- 2	24	57	95	95	15	15	
TOTALS	RPI 1-25	RPI 26-50	W-L RECORDS	RPI 51-100	RPI 101-150	RPI 150+				
13- 6	0- 1	0- 1	OVERALL	2- 3	3- 0	8- 1				
5- 3	0- 1	0- 0	HOME	1- 2	1- 0	3- 0				
7- 3	0- 0	0- 1	AWAY	0- 1	2- 0	5- 1				
1- 0	0- 0	0- 0	NEUTRAL	1- 0	0- 0	0- 0				
4- 6	0- 1	0- 1	NON-CONFERENCE	1- 3	1- 0	2- 1				
1- 3	0- 1	0- 0	HOME	0- 2	1- 0	0- 0				
2- 3	0- 0	0- 1	AWAY	0- 1	0- 0	2- 1				
1- 0	0- 0	0- 0	NEUTRAL	1- 0	0- 0	0- 0				
9- 0	0- 0	0- 0	CONFERENCE	1- 0	2- 0	6- 0				
4- 0	0- 0	0- 0	HOME	1- 0	0- 0	3- 0				
5- 0	0- 0	0- 0	AWAY	0- 0	2- 0	3- 0				
0- 0	0- 0	0- 0	NEUTRAL	0- 0	0- 0	0- 0				

RPI 1-25				RPI 26-50				RPI 51-100				Team's RPI: 73	RPI 101+			
RPI	S	Opponent	Score	RPI	S	Opponent	Score	RPI	S	Opponent	Score		RPI	S	Opponent	Score
5	H	Iowa	98 100	40	A	Iowa St.	67 84	53	H	Wichita St.	64 61		105	A	Indiana St.	72 65
								77	H	Colorado St.	56 69		108	A	UNI	76 72
								80	H	South Dakota	78 83		129	H	Wisconsin	89 77
								86	N	Fordham	62 56		164	H	Southern Ill.	81 66
								88	A	Creighton	71 93		182	A	SIUE	60 74
													185	H	Missouri St.	94 89
													191	A	UTSA	69 61
													205	A	Evansville	79 62
													216	A	Idaho St.	80 66
													310	A	Loyola Chicago	86 60
													315	H	Illinois St.	86 51
													320	A	Bradley	80 47
LAST 12 Division I GAMES:																
				53	H	Wichita St.	64 61					315	H	Illinois St.	86 51	
				185	H	Missouri St.	94 89					320	A	Bradley	80 47	
				205	A	Evansville	79 62					310	A	Loyola Chicago	86 60	
				105	A	Indiana St.	72 65					5	H	Iowa	98 100	
				108	A	UNI	76 72					88	A	Creighton	71 93	
				164	H	Southern Ill.	81 66					216	A	Idaho St.	80 66	

Non-Div I Games: Northwestern (IA) 102 58

Drake

■ Loss, 
■ Non-Conf, S Site, 
■ Home 
■ Away 
N Neutral

Average RPI Win:	195	WON-LOST	WINNING	LAST 10	STRENGTH OF	OPP. STRENGTH	TEAM	ADJ.	CONF.	ADJ CONF.
Average RPI Loss:	70	RECORD	PCT. RANK	GAMES	SCHEDULE	OF SCHEDULE	RPI	RPI	RPI	RPI
DIV. I ONLY	14- 7	74	8- 2	103	90	67	67	13	13	
DIV. I NON-CONF.	6- 5	145	1- 1	78	54	80	80	10	10	
TOTALS	RPI 1-25	RPI 26-50	W-L RECORDS	RPI 51-100	RPI 101-150	RPI 150+				
14- 7	0- 2	0- 2	OVERALL	2- 1	3- 2	9- 0				
8- 1	0- 0	0- 0	HOME	1- 0	2- 1	5- 0				
4- 5	0- 2	0- 2	AWAY	1- 1	1- 0	2- 0				
2- 1	0- 0	0- 0	NEUTRAL	0- 0	0- 1	2- 0				
6- 5	0- 1	0- 2	NON-CONFERENCE	1- 1	2- 1	3- 0				
4- 0	0- 0	0- 0	HOME	1- 0	2- 0	1- 0				
0- 4	0- 1	0- 2	AWAY	0- 1	0- 0	0- 0				
2- 1	0- 0	0- 0	NEUTRAL	0- 0	0- 1	2- 0				
8- 2	0- 1	0- 0	CONFERENCE	1- 0	1- 1	6- 0				
4- 1	0- 0	0- 0	HOME	0- 0	0- 1	4- 0				
4- 1	0- 1	0- 0	AWAY	1- 0	1- 0	2- 0				
0- 0	0- 0	0- 0	NEUTRAL	0- 0	0- 0	0- 0				

RPI 1-25				RPI 26-50				RPI 51-100				RPI 101+			
RPI	S	Opponent	Score	RPI	S	Opponent	Score	RPI	S	Opponent	Score	RPI	S	Opponent	Score
16	A	Princeton	43 59	36	A	Quinnipiac	50 74	63	H	Penn	67 58	106	H	Cornell	62 53
25	A	James Madison	51 66	39	A	Pittsburgh	53 72	93	A	Virginia	66 72	112	H	Saint Joseph's	76 63
								99	A	Elon	57 47	130	A	Hofstra	63 56
												130	H	Hofstra	52 53
												149	N	St. Bonaventure	32 43
												162	A	William & Mary	49 46
												187	H	Delaware	61 56
												220	N	Sacred Heart	61 54
												265	A	UNCW	61 44
												265	H	UNCW	58 53
												269	H	Northeastern	58 35
												270	H	Col. of Charleston	64 47
												273	H	Colgate	59 51
												302	N	Miami (OH)	71 54
LAST 12 Division I GAMES:															
265	A	UNCW	61 44	265	H	UNCW	58 53	130	H	Hofstra	52 53				
270	H	Col. of Charleston	64 47	99	A	Elon	57 47	269	H	Northeastern	58 35				
187	H	Delaware	61 56	93	A	Virginia	66 72								
130	A	Hofstra	63 56	302	N	Miami (OH)	71 54								
25	A	James Madison	51 66												
162	A	William & Mary	49 46												

Non-Div I Games:

Drexel

■ Loss, 
■ Non-Conf, 
■ S Site, 
■ H Home 
■ A Away 
N Neutral





Average RPI Win:	193	WON-LOST	WINNING	LAST 10	STRENGTH OF	OPP. STRENGTH	TEAM	ADJ.	CONF.	ADJ CONF.
Average RPI Loss:	64	RECORD	PCT. RANK	GAMES	SCHEDULE	OF SCHEDULE	RPI	RPI	RPI	RPI
DIV. I ONLY	14- 8	91	7- 3	98	77	70	70	6	6	
DIV. I NON-CONF.	8- 5	123	2- 1	166	105	99	99	6	6	
-----										
TOTALS	RPI 1-25	RPI 26-50	W-L RECORDS	RPI 51-100	RPI 101-150	RPI 150+				
14- 8	0- 4	1- 1	OVERALL	1- 1	3- 1	9- 1				
7- 2	0- 1	1- 1	HOME	0- 0	1- 0	5- 0				
6- 6	0- 3	0- 0	AWAY	1- 1	2- 1	3- 1				
1- 0	0- 0	0- 0	NEUTRAL	0- 0	0- 0	1- 0				
8- 5	0- 2	1- 1	NON-CONFERENCE	0- 1	1- 0	6- 1				
3- 2	0- 1	1- 1	HOME	0- 0	0- 0	2- 0				
4- 3	0- 1	0- 0	AWAY	0- 1	1- 0	3- 1				
1- 0	0- 0	0- 0	NEUTRAL	0- 0	0- 0	1- 0				
6- 3	0- 2	0- 0	CONFERENCE	1- 0	2- 1	3- 0				
4- 0	0- 0	0- 0	HOME	0- 0	1- 0	3- 0				
2- 3	0- 2	0- 0	AWAY	1- 0	1- 1	0- 0				
0- 0	0- 0	0- 0	NEUTRAL	0- 0	0- 0	0- 0				

RPI 1-25				RPI 26-50				RPI 51-100 Team's RPI: 70				RPI 101+			
RPI	S	Opponent	Score	RPI	S	Opponent	Score	RPI	S	Opponent	Score	RPI	S	Opponent	Score
12	A	Dayton	67 78	34	H	Syracuse	84 90	61	A	West Virginia	60 79	101	A	Lehigh	82 75
13	A	George Washington	56 83	39	H	Pittsburgh	87 77	86	A	Fordham	56 46	112	H	Saint Joseph's	63 54
16	H	Princeton	62 79									120	A	Rhode Island	61 62
18	A	Green Bay	52 84									149	A	St. Bonaventure	76 63
												158	H	Saint Louis	77 64
												169	A	Ball St.	82 62
												196	A	Robert Morris	71 57
												217	H	George Mason	88 54
												235	A	Providence	56 67
												236	H	Davidson	83 47
												292	N	Jackson St.	90 72
												293	H	Kent St.	86 60
												321	H	Saint Francis (PA)	92 52
												339	A	Howard	89 63
LAST 12 Division I GAMES:															
86	A	Fordham	56 46	12	A	Dayton	67 78								
149	A	St. Bonaventure	76 63	217	H	George Mason	88 54								
236	H	Davidson	83 47	120	A	Rhode Island	61 62								
13	A	George Washington	56 83	101	A	Lehigh	82 75								
112	H	Saint Joseph's	63 54	235	A	Providence	56 67								
158	H	Saint Louis	77 64	321	H	Saint Francis (PA)	92 52								

Non-Div I Games:

Duquesne

■ Loss, 
 ■ Non-Conf, 
 S Site, 
 ■ Home 
 ■ Away 
 N Neutral

# East Carolina

Through Games Of Feb. 1, 2015

Average RPI Win:	184	WON-LOST	WINNING	LAST 10	STRENGTH OF	OPP. STRENGTH	TEAM	ADJ.	CONF.	ADJ CONF.
Average RPI Loss:	71	RECORD	PCT. RANK	GAMES	SCHEDULE	OF SCHEDULE	RPI	RPI	RPI	RPI
DIV. I ONLY	14- 8	91	5- 5	63	74	60	60	7	7	
DIV. I NON-CONF.	9- 2	35	1- 0	199	98	62	62	9	9	
TOTALS	RPI 1-25	RPI 26-50	W-L RECORDS	RPI 51-100	RPI 101-150	RPI 150+				
14- 8	0- 3	2- 2	OVERALL	0- 0	3- 2	9- 1				
5- 3	0- 1	0- 1	HOME	0- 0	1- 0	4- 1				
7- 4	0- 2	2- 0	AWAY	0- 0	1- 2	4- 0				
2- 1	0- 0	0- 1	NEUTRAL	0- 0	1- 0	1- 0				
9- 2	0- 0	1- 1	NON-CONFERENCE	0- 0	2- 1	6- 0				
4- 0	0- 0	0- 0	HOME	0- 0	0- 0	4- 0				
3- 1	0- 0	1- 0	AWAY	0- 0	1- 1	1- 0				
2- 1	0- 0	0- 1	NEUTRAL	0- 0	1- 0	1- 0				
5- 6	0- 3	1- 1	CONFERENCE	0- 0	1- 1	3- 1				
1- 3	0- 1	0- 1	HOME	0- 0	1- 0	0- 1				
4- 3	0- 2	1- 0	AWAY	0- 0	0- 1	3- 0				
0- 0	0- 0	0- 0	NEUTRAL	0- 0	0- 0	0- 0				

RPI 1-25				RPI 26-50				RPI 51-100 Team's RPI: 60				RPI 101+			
RPI	S	Opponent	Score	RPI	S	Opponent	Score	RPI	S	Opponent	Score	RPI	S	Opponent	Score
6	A	UConn	32 87	34	N	Syracuse	58 69					120	A	Rhode Island	66 38
6	H	UConn	38 89	48	A	Tulane	67 63					129	N	Wisconsin	61 43
19	A	South Fla.	62 69	48	H	Tulane	63 76					134	A	Cleveland St.	57 59
				50	A	Ohio	76 68					145	A	Memphis	57 60
												145	H	Memphis	60 39
												152	N	Fairfield	83 68
												174	A	Tulsa	77 68
												174	H	Tulsa	63 74
												187	H	Delaware	89 60
												247	H	Bethune-Cookman	71 42
												255	A	SMU	67 49
												256	A	Loyola Maryland	82 33
												261	A	Houston	87 46
												270	H	Col. of Charleston	68 55
												279	H	Norfolk St.	65 36
LAST 12 Division I GAMES:															
48	A	Tulane	67 63	261	A	Houston	87 46								
6	A	UConn	32 87	48	H	Tulane	63 76								
174	H	Tulsa	63 74	145	A	Memphis	57 60								
255	A	SMU	67 49	6	H	UConn	38 89								
145	H	Memphis	60 39	19	A	South Fla.	62 69								
174	A	Tulsa	77 68	279	H	Norfolk St.	65 36								

Non-Div I Games:

East Carolina

Loss, Non-Conf, S Site, H Home A Away N Neutral

Average RPI Win:	243	WON-LOST	WINNING	LAST 10	STRENGTH OF	OPP. STRENGTH	TEAM	ADJ.	CONF.	ADJ CONF.
Average RPI Loss:	147	RECORD	PCT. RANK	GAMES	SCHEDULE	OF SCHEDULE	RPI	RPI	RPI	RPI
DIV. I ONLY	14- 7	74	7- 3	258	256	121	121	20	20	
DIV. I NON-CONF.	8- 7	157	3- 3	218	277	144	144	20	20	
TOTALS	RPI 1-25	RPI 26-50	W-L RECORDS	RPI 51-100	RPI 101-150	RPI 150+				
14- 7	0- 1	0- 0	OVERALL	0- 0	1- 3	13- 3				
6- 1	0- 0	0- 0	HOME	0- 0	0- 1	6- 0				
8- 5	0- 1	0- 0	AWAY	0- 0	1- 2	7- 2				
0- 1	0- 0	0- 0	NEUTRAL	0- 0	0- 0	0- 1				
8- 7	0- 1	0- 0	NON-CONFERENCE	0- 0	0- 3	8- 3				
3- 1	0- 0	0- 0	HOME	0- 0	0- 1	3- 0				
5- 5	0- 1	0- 0	AWAY	0- 0	0- 2	5- 2				
0- 1	0- 0	0- 0	NEUTRAL	0- 0	0- 0	0- 1				
6- 0	0- 0	0- 0	CONFERENCE	0- 0	1- 0	5- 0				
3- 0	0- 0	0- 0	HOME	0- 0	0- 0	3- 0				
3- 0	0- 0	0- 0	AWAY	0- 0	1- 0	2- 0				
0- 0	0- 0	0- 0	NEUTRAL	0- 0	0- 0	0- 0				

RPI 1-25				RPI 26-50				RPI 51-100				RPI 101+ Team's RPI: 121			
RPI	S	Opponent	Score	RPI	S	Opponent	Score	RPI	S	Opponent	Score	RPI	S	Opponent	Score
17	A	North Carolina	62 95									105	A	Indiana St.	69 76
												110	A	Furman	73 72
												131	H	Appalachian St.	70 76
												143	A	Indiana	69 97
												156	H	High Point	84 76
												160	H	Samford	48 46
												180	N	Jacksonville St.	56 57
												186	A	Virginia Tech	65 72
												190	H	Iona	76 64
												198	A	Mercer	72 70
												210	A	Morehead St.	86 77
												217	A	George Mason	84 71
												252	H	Eastern Ky.	64 49
												265	A	UNCW	48 61
												303	H	UNC Greensboro	87 65
												312	A	UNC Asheville	81 68
												316	A	Wofford	79 47
												316	H	Wofford	69 47
												321	A	Saint Francis (PA)	79 63
												342	A	Alabama A&M	88 64
LAST 12 Division I GAMES:															
160	H	Samford	48 46	17	A	North Carolina	62 95	190	H	Iona	76 64				
198	A	Mercer	72 70	180	N	Jacksonville St.	56 57	265	A	UNCW	48 61				
316	H	Wofford	69 47	210	A	Morehead St.	86 77	252	H	Eastern Ky.	64 49				
303	H	UNC Greensboro	87 65												
316	A	Wofford	79 47												
110	A	Furman	73 72												

Non-Div I Games:

East Tenn. St.

■ Loss, 
 ■ Non-Conf, S Site, 
 ■ Home 
 ■ Away 
 N Neutral

Average RPI Win:	275	WON-LOST	WINNING	LAST 10	STRENGTH OF	OPP. STRENGTH	TEAM	ADJ.	CONF.	ADJ CONF.
Average RPI Loss:	198	RECORD	PCT. RANK	GAMES	SCHEDULE	OF SCHEDULE	RPI	RPI	RPI	RPI
DIV. I ONLY	8- 15	264	5- 5	303	323	299	299	26	26	
DIV. I NON-CONF.	3- 10	287	0- 2	289	331	324	324	26	26	
TOTALS	RPI 1-25	RPI 26-50	W-L RECORDS	RPI 51-100	RPI 101-150	RPI 150+				
8- 15	0- 1	0- 0	OVERALL	0- 1	0- 1	8- 12				
6- 5	0- 0	0- 0	HOME	0- 0	0- 0	6- 5				
2- 7	0- 0	0- 0	AWAY	0- 0	0- 0	2- 7				
0- 3	0- 1	0- 0	NEUTRAL	0- 1	0- 1	0- 0				
3- 10	0- 1	0- 0	NON-CONFERENCE	0- 1	0- 1	3- 7				
2- 3	0- 0	0- 0	HOME	0- 0	0- 0	2- 3				
1- 4	0- 0	0- 0	AWAY	0- 0	0- 0	1- 4				
0- 3	0- 1	0- 0	NEUTRAL	0- 1	0- 1	0- 0				
5- 5	0- 0	0- 0	CONFERENCE	0- 0	0- 0	5- 5				
4- 2	0- 0	0- 0	HOME	0- 0	0- 0	4- 2				
1- 3	0- 0	0- 0	AWAY	0- 0	0- 0	1- 3				
0- 0	0- 0	0- 0	NEUTRAL	0- 0	0- 0	0- 0				

RPI S	Opponent	Score	RPI S	Opponent	Score	RPI S	Opponent	Score	RPI S	Opponent	Score	Team's RPI: 299
14 N	Florida St.	55 <b>91</b>				51 N	Northwestern	44 <b>92</b>	101 N	Lehigh	69 <b>72</b>	
									158 H	Saint Louis	49 <b>63</b>	
									172 A	UT Martin	51 <b>81</b>	
									180 H	Jacksonville St.	66 63	
									182 H	SIUE	48 <b>65</b>	
									192 H	Ill.-Chicago	66 <b>78</b>	
									194 H	Belmont	77 72	
									210 A	Morehead St.	62 <b>67</b>	
									231 A	Western Ill.	54 <b>63</b>	
									234 H	Austin Peay	63 <b>66</b>	
									239 H	Northern Ill.	55 46	
									242 A	Tennessee St.	44 <b>57</b>	
									251 A	IUPUI	44 <b>66</b>	
									252 A	Eastern Ky.	68 42	
									272 A	Milwaukee	63 <b>72</b>	
									310 A	Loyola Chicago	52 <b>63</b>	
									327 H	Omaha	77 66	
									332 H	Tennessee Tech	67 59	
									333 H	Murray St.	75 59	
									340 A	North Texas	59 57	
									343 H	UMKC	53 <b>69</b>	
LAST 12 Division I GAMES:												
182 H	SIUE	48 <b>65</b>	194 H	Belmont	77 72							
333 H	Murray St.	75 59	242 A	Tennessee St.	44 <b>57</b>							
234 H	Austin Peay	63 <b>66</b>	180 H	Jacksonville St.	66 63							
172 A	UT Martin	51 <b>81</b>	332 H	Tennessee Tech	67 59							
210 A	Morehead St.	62 <b>67</b>	158 H	Saint Louis	49 <b>63</b>							
252 A	Eastern Ky.	68 42	101 N	Lehigh	69 <b>72</b>							

Non-Div I Games:

Eastern Ill.

■ Loss, 
■ Non-Conf, 
■ S Site, 
■ H Home 
■ A Away 
N Neutral

Average RPI Win:	284	WON-LOST	WINNING	LAST 10	STRENGTH OF	OPP. STRENGTH	TEAM	ADJ.	CONF.	ADJ CONF.
Average RPI Loss:	180	RECORD	PCT. RANK	GAMES	SCHEDULE	OF SCHEDULE	RPI	RPI	RPI	RPI
DIV. I ONLY	7- 11	239	3- 7	277	332	252	252	26	26	
DIV. I NON-CONF.	4- 5	188	1- 2	201	307	196	196	26	26	
TOTALS	RPI 1-25	RPI 26-50	W-L RECORDS	RPI 51-100	RPI 101-150	RPI 150+				
7- 11	0- 0	0- 0	OVERALL	0- 2	1- 1	6- 8				
1- 4	0- 0	0- 0	HOME	0- 1	1- 0	0- 3				
4- 6	0- 0	0- 0	AWAY	0- 1	0- 1	4- 4				
2- 1	0- 0	0- 0	NEUTRAL	0- 0	0- 0	2- 1				
4- 5	0- 0	0- 0	NON-CONFERENCE	0- 2	1- 1	3- 2				
1- 1	0- 0	0- 0	HOME	0- 1	1- 0	0- 0				
1- 3	0- 0	0- 0	AWAY	0- 1	0- 1	1- 1				
2- 1	0- 0	0- 0	NEUTRAL	0- 0	0- 0	2- 1				
3- 6	0- 0	0- 0	CONFERENCE	0- 0	0- 0	3- 6				
0- 3	0- 0	0- 0	HOME	0- 0	0- 0	0- 3				
3- 3	0- 0	0- 0	AWAY	0- 0	0- 0	3- 3				
0- 0	0- 0	0- 0	NEUTRAL	0- 0	0- 0	0- 0				

RPI S	Opponent	Score	RPI S	Opponent	Score	RPI S	Opponent	Score	RPI S	Opponent	Score	Team's RPI: 252
						61	A West Virginia	42 67	121	A East Tenn. St.	49 64	
						96	H Richmond	56 70	124	H Marshall	63 58	
									172	A UT Martin	63 76	
									180	A Jacksonville St.	53 73	
									182	H SIUE	61 71	
									198	A Mercer	64 69	
									210	A Morehead St.	58 76	
									232	N North Florida	45 62	
									234	H Austin Peay	71 81	
									266	N Central Ark.	56 55	
									295	N Western Caro.	71 62	
									297	A Southeast Mo. St.	57 54	
									299	H Eastern Ill.	42 68	
									332	A Tennessee Tech	97 93	
									333	A Murray St.	64 59	
									342	A Alabama A&M	62 56	
LAST 12 Division I GAMES:												
210	A	Morehead St.	58	76	297	A	Southeast Mo. St.	57	54			
180	A	Jacksonville St.	53	73	172	A	UT Martin	63	76			
332	A	Tennessee Tech	97	93	234	H	Austin Peay	71	81			
333	A	Murray St.	64	59	96	H	Richmond	56	70			
182	H	SIUE	61	71	342	A	Alabama A&M	62	56			
299	H	Eastern Ill.	42	68	121	A	East Tenn. St.	49	64			

Non-Div I Games: Asbury 73 48

Eastern Ky.

■ Loss, 
■ Non-Conf, 
■ S Site, 
■ H Home 
■ A Away 
N Neutral

Average RPI Win:	215	WON-LOST	WINNING	LAST 10	STRENGTH OF	OPP. STRENGTH	TEAM	ADJ.	CONF.	ADJ CONF.
Average RPI Loss:	125	RECORD	PCT. RANK	GAMES	SCHEDULE	OF SCHEDULE	RPI	RPI	RPI	RPI
DIV. I ONLY	7- 9	208	4- 6	145	174	179	179	15	15	
DIV. I NON-CONF.	4- 4	158	1- 2	241	58	154	154	17	17	
TOTALS	RPI 1-25	RPI 26-50	W-L RECORDS	RPI 51-100	RPI 101-150	RPI 150+				
7- 9	0- 0	0- 2	OVERALL	0- 3	2- 0	5- 4				
4- 2	0- 0	0- 1	HOME	0- 0	1- 0	3- 1				
1- 7	0- 0	0- 1	AWAY	0- 3	1- 0	0- 3				
2- 0	0- 0	0- 0	NEUTRAL	0- 0	0- 0	2- 0				
4- 4	0- 0	0- 1	NON-CONFERENCE	0- 1	1- 0	3- 2				
2- 0	0- 0	0- 0	HOME	0- 0	1- 0	1- 0				
0- 4	0- 0	0- 1	AWAY	0- 1	0- 0	0- 2				
2- 0	0- 0	0- 0	NEUTRAL	0- 0	0- 0	2- 0				
3- 5	0- 0	0- 1	CONFERENCE	0- 2	1- 0	2- 2				
2- 2	0- 0	0- 1	HOME	0- 0	0- 0	2- 1				
1- 3	0- 0	0- 0	AWAY	0- 2	1- 0	0- 1				
0- 0	0- 0	0- 0	NEUTRAL	0- 0	0- 0	0- 0				

RPI 1-25				RPI 26-50				RPI 51-100				RPI 101+				Team's RPI: 179	
RPI	S	Opponent	Score	RPI	S	Opponent	Score	RPI	S	Opponent	Score	RPI	S	Opponent	Score		
				41	A	Michigan	52 81	78	A	Akron	48 65	114	A	Toledo	75 61		
				50	H	Ohio	59 82	83	A	Western Mich.	56 83	134	H	Cleveland St.	71 68		
								94	A	Michigan St.	61 69	159	H	Buffalo	53 75		
												183	N	Cal St. Fullerton	78 74		
												188	A	Oral Roberts	62 63		
												189	A	Tex.-Pan American	75 81		
												227	H	Detroit	75 71		
												239	A	Northern Ill.	48 54		
												259	N	Weber St.	57 42		
												284	H	Bowling Green	64 52		
												302	H	Miami (OH)	56 38		
LAST 12 Division I GAMES:																	
				159	H	Buffalo	53 75	78	A	Akron	48 65						
				83	A	Western Mich.	56 83	239	A	Northern Ill.	48 54						
				114	A	Toledo	75 61	227	H	Detroit	75 71						
				302	H	Miami (OH)	56 38	41	A	Michigan	52 81						
				284	H	Bowling Green	64 52	188	A	Oral Roberts	62 63						
				50	H	Ohio	59 82	134	H	Cleveland St.	71 68						

Non-Div I Games: Kent St.-Tuscarawas 127 40 Madonna 88 68 Hillsdale 73 56

Eastern Mich.

Loss, Non-Conf, S Site, H Home A Away N Neutral

Average RPI Win: 226		WON-LOST	WINNING	LAST 10	STRENGTH OF	OPP. STRENGTH	TEAM	ADJ.	CONF.	ADJ CONF.
Average RPI Loss: 167		RECORD	PCT. RANK	GAMES	SCHEDULE	OF SCHEDULE	RPI	RPI	RPI	RPI
DIV. I ONLY		9- 8	153	1- 0	296	191	193	193	22	22
DIV. I NON-CONF.		5- 4	139	1- 0	272	201	168	168	22	22
TOTALS	RPI 1-25	RPI 26-50		W-L RECORDS		RPI 51-100	RPI 101-150	RPI 150+		
9- 8	0- 0	0- 1		OVERALL		1- 0	0- 3	8- 4		
4- 2	0- 0	0- 1		HOME		1- 0	0- 1	3- 0		
4- 6	0- 0	0- 0		AWAY		0- 0	0- 2	4- 4		
1- 0	0- 0	0- 0		NEUTRAL		0- 0	0- 0	1- 0		
5- 4	0- 0	0- 1		NON-CONFERENCE		1- 0	0- 1	4- 2		
2- 1	0- 0	0- 1		HOME		1- 0	0- 0	1- 0		
2- 3	0- 0	0- 0		AWAY		0- 0	0- 1	2- 2		
1- 0	0- 0	0- 0		NEUTRAL		0- 0	0- 0	1- 0		
4- 4	0- 0	0- 0		CONFERENCE		0- 0	0- 2	4- 2		
2- 1	0- 0	0- 0		HOME		0- 0	0- 1	2- 0		
2- 3	0- 0	0- 0		AWAY		0- 0	0- 1	2- 2		
0- 0	0- 0	0- 0		NEUTRAL		0- 0	0- 0	0- 0		

RPI 1-25				RPI 26-50				RPI 51-100				RPI 101+				Team's RPI: 193	
RPI	S	Opponent	Score	RPI	S	Opponent	Score	RPI	S	Opponent	Score	RPI	S	Opponent	Score		
				42	H	Gonzaga	60 61	53	H	Wichita St.	86 58	118	A	North Dakota	82 96		
												127	A	Boise St.	72 90		
												142	H	Sacramento St.	67 73		
												166	A	Florida	67 56		
												173	A	Idaho	58 71		
												173	H	Idaho	71 65		
												214	A	Northern Colo.	56 64		
												216	A	Idaho St.	88 75		
												253	H	Portland	72 65		
												255	A	SMU	53 69		
												259	A	Weber St.	69 55		
												268	A	Abilene Christian	72 79		
												287	H	Portland St.	101 54		
												288	N	Ga. Southern	55 42		
												336	A	Utah Valley	68 62		
LAST 12 Division I GAMES:																	
				166	A	Florida	67 56	173	H	Idaho	71 65						
				173	A	Idaho	58 71	216	A	Idaho St.	88 75						
				118	A	North Dakota	82 96	259	A	Weber St.	69 55						
				214	A	Northern Colo.	56 64	288	N	Ga. Southern	55 42						
				142	H	Sacramento St.	67 73	253	H	Portland	72 65						
				287	H	Portland St.	101 54	127	A	Boise St.	72 90						

Non-Div I Games:	Saint Martin's	69	39	Central Wash.	83	70
------------------	----------------	----	----	---------------	----	----

Eastern Wash.

Loss, Non-Conf, S Site, H Home A Away N Neutral

Average RPI Win:	197	WON-LOST	WINNING	LAST 10	STRENGTH OF	OPP. STRENGTH	TEAM	ADJ.	CONF.	ADJ CONF.
Average RPI Loss:	84	RECORD	PCT. RANK	GAMES	SCHEDULE	OF SCHEDULE	RPI	RPI	RPI	RPI
DIV. I ONLY	10- 8	135	5- 4	71	98	99	99	13	13	
DIV. I NON-CONF.	5- 4	139	1- 1	40	89	71	71	10	10	
TOTALS	RPI 1-25	RPI 26-50	W-L RECORDS	RPI 51-100	RPI 101-150	RPI 150+				
10- 8	0- 3	0- 1	OVERALL	1- 2	1- 0	8- 2				
6- 3	0- 1	0- 1	HOME	1- 1	1- 0	4- 0				
4- 4	0- 1	0- 0	AWAY	0- 1	0- 0	4- 2				
0- 1	0- 1	0- 0	NEUTRAL	0- 0	0- 0	0- 0				
5- 4	0- 1	0- 1	NON-CONFERENCE	1- 1	1- 0	3- 1				
3- 1	0- 0	0- 1	HOME	1- 0	1- 0	1- 0				
2- 2	0- 0	0- 0	AWAY	0- 1	0- 0	2- 1				
0- 1	0- 1	0- 0	NEUTRAL	0- 0	0- 0	0- 0				
5- 4	0- 2	0- 0	CONFERENCE	0- 1	0- 0	5- 1				
3- 2	0- 1	0- 0	HOME	0- 1	0- 0	3- 0				
2- 2	0- 1	0- 0	AWAY	0- 0	0- 0	2- 1				
0- 0	0- 0	0- 0	NEUTRAL	0- 0	0- 0	0- 0				

RPI 1-25				RPI 26-50				RPI 51-100 Team's RPI: 99				RPI 101+			
RPI	S	Opponent	Score	RPI	S	Opponent	Score	RPI	S	Opponent	Score	RPI	S	Opponent	Score
17	N	North Carolina	67 85	44	H	Vanderbilt	50 66	67	H	Drexel	47 57	110	H	Furman	81 71
25	A	James Madison	60 89					74	A	North Carolina St.	51 84	156	A	High Point	71 87
25	H	James Madison	51 68					100	H	Liberty	73 62	162	A	William & Mary	72 59
												187	A	Delaware	60 50
												201	A	Charlotte	67 54
												202	H	Navy	69 56
												219	H	Towson	58 43
												246	A	Campbell	77 51
												265	A	UNCW	68 76
												269	H	Northeastern	80 77
												270	H	Col. of Charleston	77 68
LAST 12 Division I GAMES:															
25	A	James Madison	60 89	162	A	William & Mary	72 59								
269	H	Northeastern	80 77	67	H	Drexel	47 57								
265	A	UNCW	68 76	187	A	Delaware	60 50								
219	H	Towson	58 43	110	H	Furman	81 71								
25	H	James Madison	51 68	17	N	North Carolina	67 85								
270	H	Col. of Charleston	77 68	246	A	Campbell	77 51								

Non-Div I Games: Anderson (SC) 77 72 Lenoir-Rhyne 62 46

Elon



Evansville

Through Games Of Feb. 1, 2015

Average RPI Win:	258	WON-LOST	WINNING	LAST 10	STRENGTH OF	OPP. STRENGTH	TEAM	ADJ.	CONF.	ADJ CONF.
Average RPI Loss:	131	RECORD	PCT. RANK	GAMES	SCHEDULE	OF SCHEDULE	RPI	RPI	RPI	RPI
DIV. I ONLY	9- 10	186	5- 5	275	148	205	205	18	18	
DIV. I NON-CONF.	4- 6	207	1- 2	276	180	227	227	15	15	
TOTALS	RPI 1-25	RPI 26-50	W-L RECORDS	RPI 51-100	RPI 101-150	RPI 150+				
9- 10	0- 1	0- 0	OVERALL	0- 3	0- 2	9- 4				
5- 2	0- 0	0- 0	HOME	0- 1	0- 1	5- 0				
4- 8	0- 1	0- 0	AWAY	0- 2	0- 1	4- 4				
0- 0	0- 0	0- 0	NEUTRAL	0- 0	0- 0	0- 0				
4- 6	0- 1	0- 0	NON-CONFERENCE	0- 1	0- 0	4- 4				
3- 0	0- 0	0- 0	HOME	0- 0	0- 0	3- 0				
1- 6	0- 1	0- 0	AWAY	0- 1	0- 0	1- 4				
0- 0	0- 0	0- 0	NEUTRAL	0- 0	0- 0	0- 0				
5- 4	0- 0	0- 0	CONFERENCE	0- 2	0- 2	5- 0				
2- 2	0- 0	0- 0	HOME	0- 1	0- 1	2- 0				
3- 2	0- 0	0- 0	AWAY	0- 1	0- 1	3- 0				
0- 0	0- 0	0- 0	NEUTRAL	0- 0	0- 0	0- 0				

RPI 1-25				RPI 26-50				RPI 51-100				RPI 101+ Team's RPI: 205			
RPI	S	Opponent	Score	RPI	S	Opponent	Score	RPI	S	Opponent	Score	RPI	S	Opponent	Score
8	A	Louisville	51 73					53	A	Wichita St.	44 54	105	A	Indiana St.	52 67
								61	A	West Virginia	39 83	108	H	UNI	44 58
								73	H	Drake	62 79	161	H	Troy	94 85
												164	A	Southern Ill.	63 58
												169	A	Ball St.	70 76
												172	A	UT Martin	74 84
												185	A	Missouri St.	65 56
												234	H	Austin Peay	72 68
												251	A	IUPUI	50 62
												302	H	Miami (OH)	51 41
												307	A	IPFW	59 77
												310	H	Loyola Chicago	63 38
												315	A	Illinois St.	62 50
												320	H	Bradley	86 46
												333	A	Murray St.	93 83
LAST 12 Division I GAMES:															
105	A	Indiana St.	52 67	310	H	Loyola Chicago	63 38								
73	H	Drake	62 79	53	A	Wichita St.	44 54								
108	H	UNI	44 58	185	A	Missouri St.	65 56								
164	A	Southern Ill.	63 58	8	A	Louisville	51 73								
315	A	Illinois St.	62 50	251	A	IUPUI	50 62								
320	H	Bradley	86 46	161	H	Troy	94 85								

Non-Div I Games: Oakland City 81 40

Evansville

Loss, Non-Conf, S Site, H Home A Away N Neutral

Average RPI Win:	158	WON-LOST	WINNING	LAST 10	STRENGTH OF	OPP. STRENGTH	TEAM	ADJ.	CONF.	ADJ CONF.
Average RPI Loss:	89	RECORD	PCT. RANK	GAMES	SCHEDULE	OF SCHEDULE	RPI	RPI	RPI	RPI
DIV. I ONLY	19- 2	10	10- 0	70	108	22	22	11	11	
DIV. I NON-CONF.	12- 2	26	5- 0	76	46	19	19	13	13	
TOTALS	RPI 1-25	RPI 26-50	W-L RECORDS	RPI 51-100	RPI 101-150	RPI 150+				
19- 2	1- 0	2- 1	OVERALL	2- 0	5- 1	9- 0				
9- 0	1- 0	1- 0	HOME	0- 0	2- 0	5- 0				
6- 1	0- 0	0- 0	AWAY	1- 0	1- 1	4- 0				
4- 1	0- 0	1- 1	NEUTRAL	1- 0	2- 0	0- 0				
12- 2	1- 0	1- 1	NON-CONFERENCE	2- 0	4- 1	4- 0				
5- 0	1- 0	0- 0	HOME	0- 0	1- 0	3- 0				
3- 1	0- 0	0- 0	AWAY	1- 0	1- 1	1- 0				
4- 1	0- 0	1- 1	NEUTRAL	1- 0	2- 0	0- 0				
7- 0	0- 0	1- 0	CONFERENCE	0- 0	1- 0	5- 0				
4- 0	0- 0	1- 0	HOME	0- 0	1- 0	2- 0				
3- 0	0- 0	0- 0	AWAY	0- 0	0- 0	3- 0				
0- 0	0- 0	0- 0	NEUTRAL	0- 0	0- 0	0- 0				

RPI 1-25				RPI 26-50				RPI 51-100				RPI 101+			
RPI	S	Opponent	Score	RPI	S	Opponent	Score	RPI	S	Opponent	Score	RPI	S	Opponent	Score
13	H	George Washington	88 75	36	N	Quinnipiac	71 65	53	N	Wichita St.	56 39	107	N	CSUN	73 64
				37	N	Ohio St.	83 90	59	A	Arkansas St.	74 68	117	H	Southern Miss.	78 62
				47	H	Stetson	57 55					138	N	Clemson	86 61
												139	A	Harvard	68 58
												140	H	Kennesaw St.	61 47
												141	A	Auburn	69 72
												181	A	Northern Ky.	67 46
												214	H	Northern Colo.	69 56
												223	H	USC Upstate	79 61
												232	H	North Florida	75 42
												235	H	Providence	68 58
												247	A	Bethune-Cookman	91 46
												248	A	Lipscomb	71 49
												260	A	Jacksonville	60 37
												322	H	FIU	97 49
LAST 12 Division I GAMES:															
181	A	Northern Ky.	67 46	47	H	Stetson	57 55	139	A	Harvard	68 58	36	N	Quinnipiac	71 65
248	A	Lipscomb	71 49	107	N	CSUN	73 64	59	A	Arkansas St.	74 68	214	H	Northern Colo.	69 56
140	H	Kennesaw St.	61 47												
223	H	USC Upstate	79 61												
260	A	Jacksonville	60 37												
232	H	North Florida	75 42												

Non-Div I Games: Ave Maria 102 54

FGCU

■ Loss, 
 ■ Non-Conf, S Site, 
 ■ Home 
 ■ Away 
 N Neutral

Average RPI Win:	281	WON-LOST	WINNING	LAST 10	STRENGTH OF	OPP. STRENGTH	TEAM	ADJ.	CONF.	ADJ CONF.
Average RPI Loss:	161	RECORD	PCT. RANK	GAMES	SCHEDULE	OF SCHEDULE	RPI	RPI	RPI	RPI
DIV. I ONLY	3- 16	322	1- 9	204	206	322	322	17	17	
DIV. I NON-CONF.	3- 8	263	2- 2	310	270	332	332	18	18	
TOTALS	RPI 1-25	RPI 26-50	W-L RECORDS	RPI 51-100	RPI 101-150	RPI 150+				
3- 16	0- 1	0- 2	OVERALL	0- 1	0- 4	3- 8				
2- 10	0- 0	0- 1	HOME	0- 1	0- 3	2- 5				
0- 5	0- 1	0- 1	AWAY	0- 0	0- 1	0- 2				
1- 1	0- 0	0- 0	NEUTRAL	0- 0	0- 0	1- 1				
3- 8	0- 1	0- 0	NON-CONFERENCE	0- 1	0- 2	3- 4				
2- 5	0- 0	0- 0	HOME	0- 1	0- 2	2- 2				
0- 2	0- 1	0- 0	AWAY	0- 0	0- 0	0- 1				
1- 1	0- 0	0- 0	NEUTRAL	0- 0	0- 0	1- 1				
0- 8	0- 0	0- 2	CONFERENCE	0- 0	0- 2	0- 4				
0- 5	0- 0	0- 1	HOME	0- 0	0- 1	0- 3				
0- 3	0- 0	0- 1	AWAY	0- 0	0- 1	0- 1				
0- 0	0- 0	0- 0	NEUTRAL	0- 0	0- 0	0- 0				

RPI 1-25				RPI 26-50				RPI 51-100				RPI 101+ Team's RPI: 322			
RPI	S	Opponent	Score	RPI	S	Opponent	Score	RPI	S	Opponent	Score	RPI	S	Opponent	Score
22	A	FGCU	49 97	38	A	Western Ky.	42 81	93	H	Virginia	61 74	124	A	Marshall	61 67
				46	H	Middle Tenn.	60 75					125	H	Old Dominion	67 80
												134	H	Cleveland St.	65 73
												141	H	Auburn	44 81
												170	H	Arizona	58 65
												184	A	Fla. Atlantic	63 77
												184	H	Fla. Atlantic	63 79
												201	H	Charlotte	62 81
												226	H	UAB	45 68
												243	H	UCF	66 57
												260	A	Jacksonville	64 76
												284	H	Bowling Green	68 55
												295	N	Western Caro.	69 83
												316	N	Wofford	83 75
												332	H	Tennessee Tech	56 73
LAST 12 Division I GAMES:															
201	H	Charlotte	62 81	46	H	Middle Tenn.	60 75								
125	H	Old Dominion	67 80	184	H	Fla. Atlantic	63 79								
184	A	Fla. Atlantic	63 77	284	H	Bowling Green	68 55								
38	A	Western Ky.	42 81	141	H	Auburn	44 81								
124	A	Marshall	61 67	316	N	Wofford	83 75								
226	H	UAB	45 68	295	N	Western Caro.	69 83								

Non-Div I Games:

FIU

## Fairfield

Through Games Of Feb. 1, 2015

Average RPI Win:	229	WON-LOST	WINNING	LAST 10	STRENGTH OF	OPP. STRENGTH	TEAM	ADJ.	CONF.	ADJ CONF.
Average RPI Loss:	107	RECORD	PCT. RANK	GAMES	SCHEDULE	OF SCHEDULE	RPI	RPI	RPI	RPI
DIV. I ONLY	9- 12	212	7- 3	88	198	152	152	24	24	
DIV. I NON-CONF.	1- 8	322	0- 2	14	84	222	222	23	23	
TOTALS	RPI 1-25	RPI 26-50	W-L RECORDS	RPI 51-100	RPI 101-150	RPI 150+				
9- 12	0- 0	0- 4	OVERALL	1- 2	1- 3	7- 3				
5- 3	0- 0	0- 1	HOME	1- 0	0- 1	4- 1				
4- 7	0- 0	0- 3	AWAY	0- 1	1- 1	3- 2				
0- 2	0- 0	0- 0	NEUTRAL	0- 1	0- 1	0- 0				
1- 8	0- 0	0- 2	NON-CONFERENCE	1- 2	0- 3	0- 1				
1- 1	0- 0	0- 0	HOME	1- 0	0- 1	0- 0				
0- 5	0- 0	0- 2	AWAY	0- 1	0- 1	0- 1				
0- 2	0- 0	0- 0	NEUTRAL	0- 1	0- 1	0- 0				
8- 4	0- 0	0- 2	CONFERENCE	0- 0	1- 0	7- 2				
4- 2	0- 0	0- 1	HOME	0- 0	0- 0	4- 1				
4- 2	0- 0	0- 1	AWAY	0- 0	1- 0	3- 1				
0- 0	0- 0	0- 0	NEUTRAL	0- 0	0- 0	0- 0				

RPI 1-25				RPI 26-50				RPI 51-100				RPI 101+				Team's RPI: 152	
RPI	S	Opponent	Score	RPI	S	Opponent	Score	RPI	S	Opponent	Score	RPI	S	Opponent	Score		
				32	A	Seton Hall	47 79	60	N	East Carolina	68 83	106	H	Cornell	47 58		
				36	A	Quinnipiac	43 83	61	A	West Virginia	53 67	124	N	Marshall	55 68		
				36	H	Quinnipiac	66 67	97	H	Butler	81 77	126	A	Marist	56 55		
				40	A	Iowa St.	63 76					130	A	Hofstra	53 66		
												175	A	La Salle	59 73		
												177	A	Siena	60 55		
												190	H	Iona	77 66		
												238	A	Monmouth	33 59		
												238	H	Monmouth	54 52		
												244	H	Niagara	64 66		
												285	A	Rider	59 47		
												285	H	Rider	43 40		
												330	A	Saint Peter's	57 47		
												330	H	Saint Peter's	57 46		
LAST 12 Division I GAMES:																	
				238	H	Monmouth	54 52	285	A	Rider	59 47						
				190	H	Iona	77 66	330	H	Saint Peter's	57 46						
				238	A	Monmouth	33 59	126	A	Marist	56 55						
				285	H	Rider	43 40	244	H	Niagara	64 66						
				330	A	Saint Peter's	57 47	175	A	La Salle	59 73						
				36	A	Quinnipiac	43 83	40	A	Iowa St.	63 76						

Non-Div I Games:

Fairfield

■ Loss, 
 ■ Non-Conf, 
 ■ S Site, 
 ■ H Home 
 ■ A Away 
 N Neutral

Average RPI Win:	285	WON-LOST	WINNING	LAST 10	STRENGTH OF	OPP. STRENGTH	TEAM	ADJ.	CONF.	ADJ CONF.
Average RPI Loss:	225	RECORD	PCT. RANK	GAMES	SCHEDULE	OF SCHEDULE	RPI	RPI	RPI	RPI
DIV. I ONLY	6- 13	275	3- 7	343	321	323	323	27	27	
DIV. I NON-CONF.	3- 8	263	1- 3	324	302	312	312	28	28	
TOTALS	RPI 1-25	RPI 26-50	W-L RECORDS	RPI 51-100	RPI 101-150	RPI 150+				
6- 13	0- 0	0- 0	OVERALL	0- 1	1- 3	5- 9				
3- 5	0- 0	0- 0	HOME	0- 1	1- 1	2- 3				
3- 8	0- 0	0- 0	AWAY	0- 0	0- 2	3- 6				
0- 0	0- 0	0- 0	NEUTRAL	0- 0	0- 0	0- 0				
3- 8	0- 0	0- 0	NON-CONFERENCE	0- 1	1- 1	2- 6				
1- 3	0- 0	0- 0	HOME	0- 1	1- 1	0- 1				
2- 5	0- 0	0- 0	AWAY	0- 0	0- 0	2- 5				
0- 0	0- 0	0- 0	NEUTRAL	0- 0	0- 0	0- 0				
3- 5	0- 0	0- 0	CONFERENCE	0- 0	0- 2	3- 3				
2- 2	0- 0	0- 0	HOME	0- 0	0- 0	2- 2				
1- 3	0- 0	0- 0	AWAY	0- 0	0- 2	1- 1				
0- 0	0- 0	0- 0	NEUTRAL	0- 0	0- 0	0- 0				

RPI S	Opponent	Score	RPI S	Opponent	Score	RPI S	Opponent	Score	RPI S	Opponent	Score	Team's RPI: 323
						61	H West Virginia	52 80	132	H Army	56 48	
									144	A Central Conn. St.	53 82	
									146	H Bucknell	60 61	
									147	A Bryant	77 82	
									177	A Siena	63 72	
									238	A Monmouth	66 71	
									258	A UMass Lowell	67 78	
									263	A Brown	74 79	
									274	H NJIT	64 68	
									294	A LIU Brooklyn	71 81	
									294	H LIU Brooklyn	75 79	
									300	H Mt. St. Mary's	78 56	
									304	A Manhattan	73 54	
									308	H St. Francis Brooklyn	61 72	
									317	A Columbia	55 72	
									321	A Saint Francis (PA)	78 65	
									325	H Wagner	72 70	
									330	A Saint Peter's	76 59	
LAST 12 Division I GAMES:												
321	A	Saint Francis (PA)	78	65	317	A	Columbia	55	72			
294	H	LIU Brooklyn	75	79	294	A	LIU Brooklyn	71	81			
300	H	Mt. St. Mary's	78	56	144	A	Central Conn. St.	53	82			
325	H	Wagner	72	70	177	A	Siena	63	72			
308	H	St. Francis Brooklyn	61	72	263	A	Brown	74	79			
147	A	Bryant	77	82	330	A	Saint Peter's	76	59			

Non-Div I Games:

Fairleigh Dickinson

■ Loss, 
 ■ Non-Conf, 
 ■ S Site, 
 ■ H Home 
 ■ A Away 
 N Neutral

Fla. Atlantic

Through Games Of Feb. 1, 2015

Average RPI Win:	246	WON-LOST	WINNING	LAST 10	STRENGTH OF	OPP. STRENGTH	TEAM	ADJ.	CONF.	ADJ CONF.
Average RPI Loss:	126	RECORD	PCT. RANK	GAMES	SCHEDULE	OF SCHEDULE	RPI	RPI	RPI	RPI
DIV. I ONLY	9- 9	168	2- 1	156	230	184	184	17	17	
DIV. I NON-CONF.	5- 5	158	2- 1	176	284	190	190	18	18	
TOTALS	RPI 1-25	RPI 26-50	W-L RECORDS	RPI 51-100	RPI 101-150	RPI 150+				
9- 9	0- 0	0- 2	OVERALL	0- 2	1- 3	8- 2				
7- 3	0- 0	0- 1	HOME	0- 0	1- 1	6- 1				
2- 5	0- 0	0- 0	AWAY	0- 0	0- 0	2- 0				
0- 1	0- 0	0- 0	NEUTRAL	0- 0	0- 1	0- 0				
5- 5	0- 0	0- 0	NON-CONFERENCE	0- 2	1- 1	4- 2				
4- 1	0- 0	0- 0	HOME	0- 0	1- 0	3- 1				
1- 3	0- 0	0- 0	AWAY	0- 2	0- 0	1- 1				
0- 1	0- 0	0- 0	NEUTRAL	0- 0	0- 1	0- 0				
4- 4	0- 0	0- 2	CONFERENCE	0- 0	0- 2	4- 0				
3- 2	0- 0	0- 1	HOME	0- 0	0- 1	3- 0				
1- 2	0- 0	0- 1	AWAY	0- 0	0- 1	1- 0				
0- 0	0- 0	0- 0	NEUTRAL	0- 0	0- 0	0- 0				

RPI 1-25				RPI 26-50				RPI 51-100				RPI 101+				Team's RPI: 184	
RPI	S	Opponent	Score	RPI	S	Opponent	Score	RPI	S	Opponent	Score	RPI	S	Opponent	Score		
				38	A	Western Ky.	43 80	71	A	Long Beach St.	60 85	124	A	Marshall	59 66		
				46	H	Middle Tenn.	69 101	77	A	Colorado St.	46 59	125	H	Old Dominion	44 72		
												133	N	New Mexico St.	44 57		
												134	H	Cleveland St.	79 74		
												201	H	Charlotte	71 68		
												226	H	UAB	66 56		
												231	H	Western Ill.	90 88		
												243	A	UCF	74 94		
												247	A	Bethune-Cookman	88 68		
												265	H	UNCW	84 80		
												269	H	Northeastern	81 74		
												274	H	NJIT	57 65		
												322	A	FIU	79 63		
												322	H	FIU	77 63		
LAST 12 Division I GAMES:																	
				269	H	Northeastern	81 74	124	A	Marshall	59 66						
				133	N	New Mexico St.	44 57	38	A	Western Ky.	43 80						
				231	H	Western Ill.	90 88	46	H	Middle Tenn.	69 101						
				125	H	Old Dominion	44 72	226	H	UAB	66 56						
				201	H	Charlotte	71 68	322	A	FIU	79 63						
				322	H	FIU	77 63	265	H	UNCW	84 80						

Non-Div I Games: Webber Int'l 111 76

Fla. Atlantic

Loss, Non-Conf, S Site, H Home A Away N Neutral

## Florida

Through Games Of Feb. 1, 2015

Average RPI Win:	199	WON-LOST	WINNING	LAST 10	STRENGTH OF	OPP. STRENGTH	TEAM	ADJ.	CONF.	ADJ CONF.
Average RPI Loss:	93	RECORD	PCT. RANK	GAMES	SCHEDULE	OF SCHEDULE	RPI	RPI	RPI	RPI
DIV. I ONLY	11- 11	168	4- 6	147	66	166	166	3	3	
DIV. I NON-CONF.	8- 5	123	2- 1	291	218	207	207	5	5	
TOTALS	RPI 1-25	RPI 26-50	W-L RECORDS	RPI 51-100	RPI 101-150	RPI 150+				
11- 11	0- 3	2- 0	OVERALL	1- 3	1- 3	7- 2				
8- 6	0- 1	1- 0	HOME	1- 2	0- 2	6- 1				
3- 5	0- 2	1- 0	AWAY	0- 1	1- 1	1- 1				
0- 0	0- 0	0- 0	NEUTRAL	0- 0	0- 0	0- 0				
8- 5	0- 1	1- 0	NON-CONFERENCE	0- 1	0- 1	7- 2				
7- 2	0- 0	1- 0	HOME	0- 0	0- 1	6- 1				
1- 3	0- 1	0- 0	AWAY	0- 1	0- 0	1- 1				
0- 0	0- 0	0- 0	NEUTRAL	0- 0	0- 0	0- 0				
3- 6	0- 2	1- 0	CONFERENCE	1- 2	1- 2	0- 0				
1- 4	0- 1	0- 0	HOME	1- 2	0- 1	0- 0				
2- 2	0- 1	1- 0	AWAY	0- 0	1- 1	0- 0				
0- 0	0- 0	0- 0	NEUTRAL	0- 0	0- 0	0- 0				

RPI 1-25				RPI 26-50				RPI 51-100				RPI 101+ Team's RPI: 166			
RPI	S	Opponent	Score	RPI	S	Opponent	Score	RPI	S	Opponent	Score	RPI	S	Opponent	Score
7	H	South Carolina	42 77	44	A	Vanderbilt	67 58	52	H	Arkansas	72 58	113	A	Missouri	47 66
11	A	Kentucky	56 62	47	H	Stetson	59 54	66	A	St. John's (NY)	66 72	113	H	Missouri	52 68
14	A	Florida St.	51 77					79	H	LSU	65 68	129	H	Wisconsin	48 51
								98	H	Ole Miss	57 64	141	A	Auburn	63 50
												186	H	Virginia Tech	73 44
												193	H	Eastern Wash.	56 67
												203	A	Savannah St.	58 68
												232	H	North Florida	63 51
												260	H	Jacksonville	84 73
												267	H	Southern U.	78 49
												276	A	Georgetown	81 73
												338	H	Longwood	91 46
												349	H	Charleston So.	92 64
LAST 12 Division I GAMES:															
44	A	Vanderbilt	67 58	98	H	Ole Miss	57 64	141	A	Auburn	63 50				
113	H	Missouri	52 68	52	H	Arkansas	72 58	79	H	LSU	65 68				
7	H	South Carolina	42 77	232	H	North Florida	63 51	193	H	Eastern Wash.	56 67				
11	A	Kentucky	56 62	267	H	Southern U.	78 49								
113	A	Missouri	47 66												

Non-Div I Games:

Florida

■ Loss, 
■ Non-Conf, S Site, 
■ Home 
■ Away 
N Neutral

Average RPI Win:	309	WON-LOST	WINNING	LAST 10	STRENGTH OF	OPP. STRENGTH	TEAM	ADJ.	CONF.	ADJ CONF.
Average RPI Loss:	218	RECORD	PCT. RANK	GAMES	SCHEDULE	OF SCHEDULE	RPI	RPI	RPI	RPI
DIV. I ONLY	5- 14	294	3- 7	346	319	335	335	32	32	
DIV. I NON-CONF.	2- 9	297	1- 4	317	306	330	330	29	29	
TOTALS	RPI 1-25	RPI 26-50	W-L RECORDS	RPI 51-100	RPI 101-150	RPI 150+				
5- 14	0- 0	0- 0	OVERALL	0- 2	0- 1	5- 11				
2- 5	0- 0	0- 0	HOME	0- 1	0- 0	2- 4				
1- 9	0- 0	0- 0	AWAY	0- 1	0- 1	1- 7				
2- 0	0- 0	0- 0	NEUTRAL	0- 0	0- 0	2- 0				
2- 9	0- 0	0- 0	NON-CONFERENCE	0- 1	0- 1	2- 7				
0- 2	0- 0	0- 0	HOME	0- 0	0- 0	0- 2				
0- 7	0- 0	0- 0	AWAY	0- 1	0- 1	0- 5				
2- 0	0- 0	0- 0	NEUTRAL	0- 0	0- 0	2- 0				
3- 5	0- 0	0- 0	CONFERENCE	0- 1	0- 0	3- 4				
2- 3	0- 0	0- 0	HOME	0- 1	0- 0	2- 2				
1- 2	0- 0	0- 0	AWAY	0- 0	0- 0	1- 2				
0- 0	0- 0	0- 0	NEUTRAL	0- 0	0- 0	0- 0				

RPI 1-25				RPI 26-50				RPI 51-100				RPI 101+				Team's RPI: 335	
RPI	S	Opponent	Score	RPI	S	Opponent	Score	RPI	S	Opponent	Score	RPI	S	Opponent	Score		
								57	A	Miami (FL)	47	83	140	A	Kennesaw St.	58	79
								86	H	Hampton	52	80	153	A	Alabama	44	60
													161	H	Troy	59	65
													198	A	Mercer	47	61
													247	H	Bethune-Cookman	57	70
													255	A	SMU	46	77
													267	A	Southern U.	69	80
													279	H	Norfolk St.	50	68
													280	A	Morgan St.	50	57
													282	N	Sam Houston St.	69	67
													283	A	Southeastern La.	67	69
													291	A	South Carolina St.	55	50
													303	N	UNC Greensboro	70	64
													319	H	Alabama St.	49	64
													328	A	Coppin St.	65	70
													331	H	UMES	64	54
													339	H	Howard	65	51
LAST 12 Division I GAMES:																	
				247	H	Bethune-Cookman	57	70					279	H	Norfolk St.	50	68
				331	H	UMES	64	54					198	A	Mercer	47	61
				339	H	Howard	65	51					140	A	Kennesaw St.	58	79
				328	A	Coppin St.	65	70					303	N	UNC Greensboro	70	64
				280	A	Morgan St.	50	57					57	A	Miami (FL)	47	83
				86	H	Hampton	52	80					283	A	Southeastern La.	67	69

Non-Div I Games: Webber Int'l 52 41

Florida A&amp;M

■ Loss, 
 ■ Non-Conf, 
 ■ S Site, 
 ■ H Home 
 ■ A Away 
 N Neutral



Average RPI Win:	147	WON-LOST	WINNING	LAST 10	STRENGTH OF	OPP. STRENGTH	TEAM	ADJ.	CONF.	ADJ CONF.
Average RPI Loss:	11	RECORD	PCT. RANK	GAMES	SCHEDULE	OF SCHEDULE	RPI	RPI	RPI	RPI
DIV. I ONLY	20- 2	7	9- 1	55	38	14	14	2	2	
DIV. I NON-CONF.	13- 1	5	4- 0	160	116	32	32	4	4	
TOTALS	RPI 1-25	RPI 26-50	W-L RECORDS	RPI 51-100	RPI 101-150	RPI 150+				
20- 2	2- 2	2- 0	OVERALL	2- 0	3- 0	11- 0				
10- 0	2- 0	1- 0	HOME	0- 0	0- 0	7- 0				
6- 1	0- 1	1- 0	AWAY	2- 0	1- 0	2- 0				
4- 1	0- 1	0- 0	NEUTRAL	0- 0	2- 0	2- 0				
13- 1	0- 1	1- 0	NON-CONFERENCE	1- 0	2- 0	9- 0				
6- 0	0- 0	0- 0	HOME	0- 0	0- 0	6- 0				
3- 0	0- 0	1- 0	AWAY	1- 0	0- 0	1- 0				
4- 1	0- 1	0- 0	NEUTRAL	0- 0	2- 0	2- 0				
7- 1	2- 1	1- 0	CONFERENCE	1- 0	1- 0	2- 0				
4- 0	2- 0	1- 0	HOME	0- 0	0- 0	1- 0				
3- 1	0- 1	0- 0	AWAY	1- 0	1- 0	1- 0				
0- 0	0- 0	0- 0	NEUTRAL	0- 0	0- 0	0- 0				

RPI 1-25				Team's RPI: 14	RPI 26-50				RPI 51-100				RPI 101+			
RPI	S	Opponent	Score		RPI	S	Opponent	Score	RPI	S	Opponent	Score	RPI	S	Opponent	Score
2	A	Notre Dame	68 74		39	H	Pittsburgh	58 43	54	A	Purdue	67 64	110	N	Furman	94 63
8	H	Louisville	68 63		48	A	Tulane	65 54	75	A	Georgia Tech	82 62	135	N	Hartford	69 59
15	H	Duke	74 58										138	A	Clemson	82 52
20	N	Washington	68 80										155	A	Temple	66 62
													163	H	Wake Forest	110 80
													166	H	Florida	77 51
													178	N	Massachusetts	73 47
													186	A	Virginia Tech	59 44
													203	H	Savannah St.	97 51
													226	H	UAB	92 62
													232	H	North Florida	79 58
													247	H	Bethune-Cookman	103 34
													260	H	Jacksonville	73 46
													299	N	Eastern Ill.	91 55
LAST 12 Division I GAMES:																
75	A	Georgia Tech	82 62		138	A	Clemson	82 52								
163	H	Wake Forest	110 80		2	A	Notre Dame	68 74								
8	H	Louisville	68 63		260	H	Jacksonville	73 46								
186	A	Virginia Tech	59 44		48	A	Tulane	65 54								
39	H	Pittsburgh	58 43		203	H	Savannah St.	97 51								
15	H	Duke	74 58		232	H	North Florida	79 58								

Non-Div I Games:

Florida St.

■ Loss, 
■ Non-Conf, S Site, 
■ Home 
■ Away 
N Neutral

Fordham

Through Games Of Feb. 1, 2015

Average RPI Win: <b>188</b>	WON-LOST	WINNING	LAST 10	STRENGTH OF	OPP. STRENGTH	TEAM	ADJ.	CONF.	ADJ CONF.
Average RPI Loss: <b>82</b>	RECORD	PCT. RANK	GAMES	SCHEDULE	OF SCHEDULE	RPI	RPI	RPI	RPI
DIV. I ONLY	15- 7	69	7- 3	102	139	86	86	6	6
DIV. I NON-CONF.	8- 5	123	2- 1	93	220	101	101	6	6
TOTALS	RPI 1-25	RPI 26-50	W-L RECORDS	RPI 51-100	RPI 101-150	RPI 150+			
15- 7	0- 1	0- 2	OVERALL	1- 2	5- 0	9- 2			
8- 4	0- 1	0- 1	HOME	1- 1	3- 0	4- 1			
6- 2	0- 0	0- 0	AWAY	0- 0	2- 0	4- 0			
1- 1	0- 0	0- 0	NEUTRAL	0- 1	0- 0	1- 0			
8- 5	0- 1	0- 2	NON-CONFERENCE	0- 1	2- 0	6- 1			
4- 3	0- 1	0- 1	HOME	0- 0	1- 0	3- 1			
3- 1	0- 0	0- 1	AWAY	0- 0	1- 0	2- 0			
1- 1	0- 0	0- 0	NEUTRAL	0- 1	0- 0	1- 0			
7- 2	0- 0	0- 0	CONFERENCE	1- 1	3- 0	3- 1			
4- 1	0- 0	0- 0	HOME	1- 1	2- 0	1- 0			
3- 1	0- 0	0- 0	AWAY	0- 0	1- 0	2- 1			
0- 0	0- 0	0- 0	NEUTRAL	0- 0	0- 0	0- 0			

RPI 1-25				RPI 26-50				RPI 51-100				Team's RPI: 86	RPI 101+			
RPI	S	Opponent	Score	RPI	S	Opponent	Score	RPI	S	Opponent	Score		RPI	S	Opponent	Score
16	H	Princeton	53 67	32	H	Seton Hall	43 56	70	H	Duquesne	46 56		112	H	Saint Joseph's	57 47
				34	A	Syracuse	42 59	73	N	Drake	56 62		115	H	VCU	60 51
								96	H	Richmond	65 64		130	H	Hofstra	60 46
													144	A	Central Conn. St.	72 36
													149	A	St. Bonaventure	72 62
													155	A	Temple	71 64
													158	A	Saint Louis	50 54
													175	A	La Salle	70 59
													178	H	Massachusetts	65 42
													187	A	Delaware	49 44
													190	H	Iona	51 72
													203	H	Savannah St.	63 53
													236	A	Davidson	66 45
													300	H	Mt. St. Mary's	61 37
													304	H	Manhattan	70 41
													329	N	Incarname Word	74 42
LAST 12 Division I GAMES:																
				70	H	Duquesne	46 56						149	A	St. Bonaventure	72 62
				236	A	Davidson	66 45						175	A	La Salle	70 59
				158	A	Saint Louis	50 54						96	H	Richmond	65 64
				178	H	Massachusetts	65 42						16	H	Princeton	53 67
				115	H	VCU	60 51						203	H	Savannah St.	63 53
				112	H	Saint Joseph's	57 47						304	H	Manhattan	70 41

Non-Div I Games:

Fordham

Loss, Non-Conf, S Site, H Home A Away N Neutral

Average RPI Win:	172	WON-LOST	WINNING	LAST 10	STRENGTH OF	OPP. STRENGTH	TEAM	ADJ.	CONF.	ADJ CONF.
Average RPI Loss:	75	RECORD	PCT. RANK	GAMES	SCHEDULE	OF SCHEDULE	RPI	RPI	RPI	RPI
DIV. I ONLY	15- 3	23	10- 0	84	122	30	30	21	21	
DIV. I NON-CONF.	6- 3	92	2- 0	7	140	15	15	19	19	
TOTALS	RPI 1-25	RPI 26-50	W-L RECORDS	RPI 51-100	RPI 101-150	RPI 150+				
15- 3	0- 1	0- 0	OVERALL	3- 1	2- 1	10- 0				
9- 0	0- 0	0- 0	HOME	2- 0	1- 0	6- 0				
6- 3	0- 1	0- 0	AWAY	1- 1	1- 1	4- 0				
0- 0	0- 0	0- 0	NEUTRAL	0- 0	0- 0	0- 0				
6- 3	0- 1	0- 0	NON-CONFERENCE	2- 1	2- 1	2- 0				
4- 0	0- 0	0- 0	HOME	1- 0	1- 0	2- 0				
2- 3	0- 1	0- 0	AWAY	1- 1	1- 1	0- 0				
0- 0	0- 0	0- 0	NEUTRAL	0- 0	0- 0	0- 0				
9- 0	0- 0	0- 0	CONFERENCE	1- 0	0- 0	8- 0				
5- 0	0- 0	0- 0	HOME	1- 0	0- 0	4- 0				
4- 0	0- 0	0- 0	AWAY	0- 0	0- 0	4- 0				
0- 0	0- 0	0- 0	NEUTRAL	0- 0	0- 0	0- 0				

RPI 1-25				RPI 26-50				Team's RPI: 30				RPI 51-100				RPI 101+			
RPI	S	Opponent	Score	RPI	S	Opponent	Score					RPI	S	Opponent	Score	RPI	S	Opponent	Score
13	A	George Washington	64 73									58	H	St. Mary's (CA)	60 56	122	H	UC Riverside	73 61
												69	A	San Diego	93 88	137	A	Bakersfield	60 80
												76	A	Southern California	50 68	150	A	Oregon	68 59
												77	H	Colorado St.	53 49	151	H	Cal Poly	67 56
																154	H	New Mexico	71 65
																183	H	Cal St. Fullerton	57 52
																204	A	San Diego St.	56 44
																204	H	San Diego St.	57 50
																215	A	Wyoming	66 65
																241	A	Nevada	62 44
																241	H	Nevada	65 43
																250	H	San Jose St.	58 46
																257	A	Utah St.	70 64
LAST 12 Division I GAMES:																			
				77	H	Colorado St.	53 49					257	A	Utah St.	70 64				
				204	H	San Diego St.	57 50					204	A	San Diego St.	56 44				
				241	A	Nevada	62 44					154	H	New Mexico	71 65				
				215	A	Wyoming	66 65					150	A	Oregon	68 59				
				250	H	San Jose St.	58 46					183	H	Cal St. Fullerton	57 52				
				241	H	Nevada	65 43					58	H	St. Mary's (CA)	60 56				

Non-Div I Games: Bethesda Christian 81 63 Cal St. Stanislaus 65 36

Fresno St.

Average RPI Win:	241	WON-LOST	WINNING	LAST 10	STRENGTH OF	OPP. STRENGTH	TEAM	ADJ.	CONF.	ADJ CONF.
Average RPI Loss:	71	RECORD	PCT. RANK	GAMES	SCHEDULE	OF SCHEDULE	RPI	RPI	RPI	RPI
DIV. I ONLY	12- 9	128	5- 5	100	170	110	110	20	20	
DIV. I NON-CONF.	9- 5	102	2- 2	141	153	85	85	20	20	
TOTALS	RPI 1-25	RPI 26-50	W-L RECORDS	RPI 51-100	RPI 101-150	RPI 150+				
12- 9	0- 2	0- 3	OVERALL	0- 1	2- 2	10- 1				
8- 2	0- 0	0- 1	HOME	0- 0	1- 1	7- 0				
3- 5	0- 0	0- 2	AWAY	0- 1	0- 1	3- 1				
1- 2	0- 2	0- 0	NEUTRAL	0- 0	1- 0	0- 0				
9- 5	0- 2	0- 1	NON-CONFERENCE	0- 1	2- 1	7- 0				
6- 0	0- 0	0- 0	HOME	0- 0	1- 0	5- 0				
2- 3	0- 0	0- 1	AWAY	0- 1	0- 1	2- 0				
1- 2	0- 2	0- 0	NEUTRAL	0- 0	1- 0	0- 0				
3- 4	0- 0	0- 2	CONFERENCE	0- 0	0- 1	3- 1				
2- 2	0- 0	0- 1	HOME	0- 0	0- 1	2- 0				
1- 2	0- 0	0- 1	AWAY	0- 0	0- 0	1- 1				
0- 0	0- 0	0- 0	NEUTRAL	0- 0	0- 0	0- 0				

RPI S	Opponent	Score	RPI S	Opponent	Score	RPI S	Opponent	Score	RPI S	Opponent	Score	Team's RPI: 110
14 N	Florida St.	63 94	26 A	Chattanooga	45 67	99 A	Elon	71 81	121 H	East Tenn. St.	72 73	
20 N	Washington	69 101	26 H	Chattanooga	40 47				131 H	Appalachian St.	84 79	
			31 A	Georgia	51 58				135 N	Hartford	53 43	
									138 A	Clemson	69 79	
									160 A	Samford	65 76	
									198 A	Mercer	58 55	
									204 H	San Diego St.	60 43	
									223 H	USC Upstate	74 59	
									225 A	Winthrop	73 55	
									236 H	Davidson	67 60	
									291 A	South Carolina St.	65 46	
									295 H	Western Caro.	84 72	
									312 H	UNC Asheville	81 71	
									316 H	Wofford	58 56	
									324 H	Coastal Caro.	90 56	
LAST 12 Division I GAMES:												
295 H	Western Caro.	84 72	121 H	East Tenn. St.	72 73							
316 H	Wofford	58 56	223 H	USC Upstate	74 59							
26 A	Chattanooga	45 67	291 A	South Carolina St.	65 46							
198 A	Mercer	58 55	99 A	Elon	71 81							
160 A	Samford	65 76	31 A	Georgia	51 58							
26 H	Chattanooga	40 47	312 H	UNC Asheville	81 71							

Non-Div I Games: North Greenville 75 50 Southern Wesleyan 96 73

Furman

Loss, Non-Conf, S Site, H Home A Away N Neutral

Average RPI Win: 279				Through Games of Feb. 17, 1918													
WON-LOST		WINNING		LAST 10		STRENGTH OF		OPP. STRENGTH		TEAM		ADJ.		CONF.		ADJ CONF.	
RECORD		PCT. RANK		GAMES		SCHEDULE		OF SCHEDULE		RPI		RPI		RPI		RPI	
DIV. I ONLY		3- 15		321		1- 9		146		264		288		288		16	
DIV. I NON-CONF.		2- 6		281		1- 1		151		337		279		279		16	
TOTALS		RPI 1-25		RPI 26-50		W-L RECORDS		RPI 51-100		RPI 101-150		RPI 150+					
3- 15		0- 0		0- 2		OVERALL		0- 1		0- 3		3- 9					
1- 6		0- 0		0- 1		HOME		0- 0		0- 3		1- 2					
1- 8		0- 0		0- 1		AWAY		0- 1		0- 0		1- 6					
1- 1		0- 0		0- 0		NEUTRAL		0- 0		0- 0		1- 1					
2- 6		0- 0		0- 1		NON-CONFERENCE		0- 0		0- 1		2- 4					
1- 2		0- 0		0- 0		HOME		0- 0		0- 1		1- 1					
0- 3		0- 0		0- 1		AWAY		0- 0		0- 0		0- 2					
1- 1		0- 0		0- 0		NEUTRAL		0- 0		0- 0		1- 1					
1- 9		0- 0		0- 1		CONFERENCE		0- 1		0- 2		1- 5					
0- 4		0- 0		0- 1		HOME		0- 0		0- 2		0- 1					
1- 5		0- 0		0- 0		AWAY		0- 1		0- 0		1- 4					
0- 0		0- 0		0- 0		NEUTRAL		0- 0		0- 0		0- 0					

RPI 1-25				RPI 26-50				RPI 51-100				RPI 101+				Team's RPI: 288	
RPI	S	Opponent	Score	RPI	S	Opponent	Score	RPI	S	Opponent	Score	RPI	S	Opponent	Score		
				31	A	Georgia	52 93	59	A	Arkansas St.	63 86	131	H	Appalachian St.	74 77		
				45	H	UALR	44 58					140	H	Kennesaw St.	51 72		
												148	H	La.-Lafayette	57 69		
												157	A	Texas St.	57 67		
												157	H	Texas St.	65 79		
												161	A	Troy	74 84		
												180	A	Jacksonville St.	52 78		
												193	N	Eastern Wash.	42 55		
												198	H	Mercer	61 84		
												211	A	La.-Monroe	66 72		
												228	A	Texas-Arlington	52 64		
												248	A	Lipscomb	74 80		
												260	H	Jacksonville	78 65		
												267	N	Southern U.	68 52		
												311	A	South Ala.	67 53		
LAST 12 Division I GAMES:																	
				45	H	UALR	44 58	311	A	South Ala.	67 53						
				131	H	Appalachian St.	74 77	59	A	Arkansas St.	63 86						
				211	A	La.-Monroe	66 72	157	H	Texas St.	65 79						
				157	A	Texas St.	57 67	228	A	Texas-Arlington	52 64						
				161	A	Troy	74 84	267	N	Southern U.	68 52						
				148	H	La.-Lafayette	57 69	193	N	Eastern Wash.	42 55						

Non-Div I Games:	Toccoa Falls	84	36
------------------	--------------	----	----

Ga. Southern

Loss, Non-Conf, S Site, H Home A Away N Neutral

Average RPI Win:	312	WON-LOST	WINNING	LAST 10	STRENGTH OF	OPP. STRENGTH	TEAM	ADJ.	CONF.	ADJ CONF.
Average RPI Loss:	212	RECORD	PCT. RANK	GAMES	SCHEDULE	OF SCHEDULE	RPI	RPI	RPI	RPI
DIV. I ONLY	6- 13	275	4- 6	331	340	305	305	29	29	
DIV. I NON-CONF.	2- 5	259	0- 1	344	295	326	326	33	33	
TOTALS	RPI 1-25	RPI 26-50	W-L RECORDS	RPI 51-100	RPI 101-150	RPI 150+				
6- 13	0- 0	0- 0	OVERALL	0- 1	0- 3	6- 9				
3- 3	0- 0	0- 0	HOME	0- 0	0- 0	3- 3				
3- 10	0- 0	0- 0	AWAY	0- 1	0- 3	3- 6				
0- 0	0- 0	0- 0	NEUTRAL	0- 0	0- 0	0- 0				
2- 5	0- 0	0- 0	NON-CONFERENCE	0- 0	0- 3	2- 2				
1- 1	0- 0	0- 0	HOME	0- 0	0- 0	1- 1				
1- 4	0- 0	0- 0	AWAY	0- 0	0- 3	1- 1				
0- 0	0- 0	0- 0	NEUTRAL	0- 0	0- 0	0- 0				
4- 8	0- 0	0- 0	CONFERENCE	0- 1	0- 0	4- 7				
2- 2	0- 0	0- 0	HOME	0- 0	0- 0	2- 2				
2- 6	0- 0	0- 0	AWAY	0- 1	0- 0	2- 5				
0- 0	0- 0	0- 0	NEUTRAL	0- 0	0- 0	0- 0				

RPI 1-25			RPI 26-50			RPI 51-100			RPI 101+			Team's RPI: 305
RPI	S	Opponent	Score	RPI	S	Opponent	Score	RPI	S	Opponent	Score	
						100 A Liberty	47 56					
								131 A Appalachian St.			69 77	
								140 A Kennesaw St.			47 50	
								143 A Indiana			54 115	
								156 A High Point			57 72	
								207 A Radford			49 59	
								207 H Radford			60 76	
								225 A Winthrop			79 65	
								236 H Davidson			67 68	
								237 A Presbyterian			50 55	
								246 A Campbell			74 75	
								303 A UNC Greensboro			60 76	
								312 H UNC Asheville			55 64	
								316 A Wofford			65 60	
								324 A Coastal Caro.			71 65	
								324 H Coastal Caro.			82 74	
								334 H N.C. Central			73 53	
								338 A Longwood			59 63	
								349 H Charleston So.			70 54	
LAST 12 Division I GAMES:												
324 A Coastal Caro.			71 65	225 A Winthrop			79 65					
207 A Radford			49 59	324 H Coastal Caro.			82 74					
156 A High Point			57 72	207 H Radford			60 76					
312 H UNC Asheville			55 64	338 A Longwood			59 63					
246 A Campbell			74 75	140 A Kennesaw St.			47 50					
349 H Charleston So.			70 54	100 A Liberty			47 56					

Non-Div I Games: Tenn. Temple 68 48 Montreat 118 37

Gardner-Webb

Loss, Non-Conf, S Site, H Home A Away N Neutral

## George Mason

Through Games Of Feb. 1, 2015

Average RPI Win:	248	WON-LOST	WINNING	LAST 10	STRENGTH OF	OPP. STRENGTH	TEAM	ADJ.	CONF.	ADJ CONF.
Average RPI Loss:	143	RECORD	PCT. RANK	GAMES	SCHEDULE	OF SCHEDULE	RPI	RPI	RPI	RPI
DIV. I ONLY	11- 10	158	4- 6	272	231	217	217	6	6	
DIV. I NON-CONF.	8- 5	123	3- 1	346	310	264	264	6	6	
TOTALS	RPI 1-25	RPI 26-50	W-L RECORDS	RPI 51-100	RPI 101-150	RPI 150+				
11- 10	0- 1	0- 0	OVERALL	0- 2	1- 3	10- 4				
5- 4	0- 1	0- 0	HOME	0- 0	1- 2	4- 1				
3- 5	0- 0	0- 0	AWAY	0- 2	0- 1	3- 2				
3- 1	0- 0	0- 0	NEUTRAL	0- 0	0- 0	3- 1				
8- 5	0- 0	0- 0	NON-CONFERENCE	0- 0	0- 1	8- 4				
3- 2	0- 0	0- 0	HOME	0- 0	0- 1	3- 1				
2- 2	0- 0	0- 0	AWAY	0- 0	0- 0	2- 2				
3- 1	0- 0	0- 0	NEUTRAL	0- 0	0- 0	3- 1				
3- 5	0- 1	0- 0	CONFERENCE	0- 2	1- 2	2- 0				
2- 2	0- 1	0- 0	HOME	0- 0	1- 1	1- 0				
1- 3	0- 0	0- 0	AWAY	0- 2	0- 1	1- 0				
0- 0	0- 0	0- 0	NEUTRAL	0- 0	0- 0	0- 0				

RPI 1-25				RPI 26-50				RPI 51-100				RPI 101+ Team's RPI: 217			
RPI	S	Opponent	Score	RPI	S	Opponent	Score	RPI	S	Opponent	Score	RPI	S	Opponent	Score
13	H	George Washington	52 87					70	A	Duquesne	54 88	115	A	VCU	66 70
								96	A	Richmond	49 77	120	H	Rhode Island	45 57
												121	H	East Tenn. St.	71 84
												149	H	St. Bonaventure	68 55
												158	H	Saint Louis	66 57
												175	A	La Salle	73 71
												186	H	Virginia Tech	77 69
												202	A	Navy	79 84
												210	H	Morehead St.	70 79
												211	N	La.-Monroe	65 53
												219	A	Towson	70 72
												225	N	Winthrop	69 57
												268	N	Abilene Christian	86 88
												270	H	Col. of Charleston	71 61
												321	A	Saint Francis (PA)	86 77
												338	A	Longwood	83 61
												346	N	Mississippi Val.	71 62
												348	H	Delaware St.	110 91
LAST 12 Division I GAMES:															
13	H	George Washington	52 87	70	A	Duquesne	54 88	158	H	Saint Louis	66 57				
115	A	VCU	66 70	219	A	Towson	70 72	338	A	Longwood	83 61				
120	H	Rhode Island	45 57	211	N	La.-Monroe	65 53								
96	A	Richmond	49 77	225	N	Winthrop	69 57								
149	H	St. Bonaventure	68 55												
175	A	La Salle	73 71												

Non-Div I Games:

George Mason

■ Loss, 
 ■ Non-Conf, S Site, 
 ■ Home 
 ■ Away 
 N Neutral

## George Washington

Through Games Of Feb. 1, 2015

Average RPI Win:	138	WON-LOST	WINNING	LAST 10	STRENGTH OF	OPP. STRENGTH	TEAM	ADJ.	CONF.	ADJ CONF.
Average RPI Loss:	13	RECORD	PCT. RANK	GAMES	SCHEDULE	OF SCHEDULE	RPI	RPI	RPI	RPI
DIV. I ONLY	18- 2	13	10- 0	40	47	13	13	6	6	
DIV. I NON-CONF.	10- 2	31	4- 0	64	20	23	23	6	6	
TOTALS	RPI 1-25	RPI 26-50	W-L RECORDS	RPI 51-100	RPI 101-150	RPI 150+				
18- 2	1- 2	1- 0	OVERALL	6- 0	3- 0	7- 0				
8- 1	0- 1	1- 0	HOME	3- 0	2- 0	2- 0				
8- 1	1- 1	0- 0	AWAY	1- 0	1- 0	5- 0				
2- 0	0- 0	0- 0	NEUTRAL	2- 0	0- 0	0- 0				
10- 2	0- 2	1- 0	NON-CONFERENCE	4- 0	1- 0	4- 0				
5- 1	0- 1	1- 0	HOME	1- 0	1- 0	2- 0				
3- 1	0- 1	0- 0	AWAY	1- 0	0- 0	2- 0				
2- 0	0- 0	0- 0	NEUTRAL	2- 0	0- 0	0- 0				
8- 0	1- 0	0- 0	CONFERENCE	2- 0	2- 0	3- 0				
3- 0	0- 0	0- 0	HOME	2- 0	1- 0	0- 0				
5- 0	1- 0	0- 0	AWAY	0- 0	1- 0	3- 0				
0- 0	0- 0	0- 0	NEUTRAL	0- 0	0- 0	0- 0				

RPI	S	Opponent	Score
4	H	Maryland	65 75
12	A	Dayton	69 66
22	A	FGCU	75 88

RPI	S	Opponent	Score
30	H	Fresno St.	73 64

RPI	S	Opponent	Score
54	N	Purdue	79 59
58	H	St. Mary's (CA)	70 52
70	H	Duquesne	83 56
74	N	North Carolina St.	74 66
90	A	American	63 52
96	H	Richmond	77 67

RPI	S	Opponent	Score
112	H	Saint Joseph's	83 69
120	A	Rhode Island	59 49
145	H	Memphis	63 44
175	A	La Salle	67 48
178	A	Massachusetts	69 54
217	A	George Mason	87 52
219	A	Towson	82 48
256	A	Loyola Maryland	72 49
276	H	Georgetown	72 60
296	H	Grambling	89 51

## LAST 12 Division I GAMES:

217	A	George Mason	87 52	112	H	Saint Joseph's	83 69
175	A	La Salle	67 48	12	A	Dayton	69 66
70	H	Duquesne	83 56	219	A	Towson	82 48
178	A	Massachusetts	69 54	256	A	Loyola Maryland	72 49
120	A	Rhode Island	59 49	58	H	St. Mary's (CA)	70 52
96	H	Richmond	77 67	145	H	Memphis	63 44

Non-Div I Games: Bowie St. 88 45

George Washington

■ Loss, 
 ■ Non-Conf, 
 ■ S Site, 
 ■ H Home 
 ■ A Away 
 N Neutral



## Georgetown

Through Games Of Feb. 1, 2015

Average RPI Win:	276	WON-LOST	WINNING	LAST 10	STRENGTH OF	OPP. STRENGTH	TEAM	ADJ.	CONF.	ADJ CONF.
Average RPI Loss:	112	RECORD	PCT. RANK	GAMES	SCHEDULE	OF SCHEDULE	RPI	RPI	RPI	RPI
DIV. I ONLY	4- 19	320	2- 8	101	96	276	276	9	9	
DIV. I NON-CONF.	2- 10	311	0- 1	111	107	277	277	8	8	
TOTALS	RPI 1-25	RPI 26-50	W-L RECORDS	RPI 51-100	RPI 101-150	RPI 150+				
4- 19	0- 2	0- 1	OVERALL	0- 8	0- 2	4- 6				
4- 6	0- 0	0- 1	HOME	0- 2	0- 2	4- 1				
0- 10	0- 2	0- 0	AWAY	0- 6	0- 0	0- 2				
0- 3	0- 0	0- 0	NEUTRAL	0- 0	0- 0	0- 3				
2- 10	0- 2	0- 0	NON-CONFERENCE	0- 2	0- 2	2- 4				
2- 3	0- 0	0- 0	HOME	0- 0	0- 2	2- 1				
0- 4	0- 2	0- 0	AWAY	0- 2	0- 0	0- 0				
0- 3	0- 0	0- 0	NEUTRAL	0- 0	0- 0	0- 3				
2- 9	0- 0	0- 1	CONFERENCE	0- 6	0- 0	2- 2				
2- 3	0- 0	0- 1	HOME	0- 2	0- 0	2- 0				
0- 6	0- 0	0- 0	AWAY	0- 4	0- 0	0- 2				
0- 0	0- 0	0- 0	NEUTRAL	0- 0	0- 0	0- 0				

RPI 1-25				RPI 26-50				RPI 51-100				RPI 101+ Team's RPI: 276			
RPI	S	Opponent	Score	RPI	S	Opponent	Score	RPI	S	Opponent	Score	RPI	S	Opponent	Score
13	A	George Washington	60 72	32	H	Seton Hall	85 99	66	H	St. John's (NY)	57 74	145	H	Memphis	46 63
16	A	Princeton	54 83					68	A	Kansas	42 55	149	H	St. Bonaventure	64 70
								81	A	DePaul	52 93	153	N	Alabama	58 72
								81	H	DePaul	85 105	155	N	Temple	58 81
								85	A	Villanova	57 69	165	A	Xavier	55 63
								88	A	Creighton	61 76	166	H	Florida	73 81
								96	A	Richmond	57 65	195	N	Holy Cross	69 73
								97	A	Butler	58 63	235	H	Providence	69 61
												256	H	Loyola Maryland	71 44
												281	A	Marquette	73 80
												281	H	Marquette	83 76
												331	H	UMES	88 75
LAST 12 Division I GAMES:															
281	A	Marquette	73 80	85	A	Villanova	57 69	235	H	Providence	69 61				
81	A	DePaul	52 93	81	H	DePaul	85 105	281	H	Marquette	83 76				
32	H	Seton Hall	85 99	88	A	Creighton	61 76	88	A	Creighton	61 76				
66	H	St. John's (NY)	57 74	149	H	St. Bonaventure	64 70								
97	A	Butler	58 63												
165	A	Xavier	55 63												

Non-Div I Games:

Georgetown

■ Loss, 
 ■ Non-Conf, 
 S Site, 
 ■ Home 
 ■ Away 
 N Neutral

Average RPI Win: 162		WON-LOST	WINNING	LAST 10	STRENGTH OF	OPP. STRENGTH	TEAM	ADJ.	CONF.	ADJ CONF.
Average RPI Loss: 35		RECORD	PCT. RANK	GAMES	SCHEDULE	OF SCHEDULE	RPI	RPI	RPI	RPI
DIV. I ONLY		17- 5	34	5- 5	76	42	31	31	3	3
DIV. I NON-CONF.		12- 1	8	2- 1	237	114	47	47	5	5
TOTALS	RPI 1-25		RPI 26-50		W-L RECORDS		RPI 51-100		RPI 101-150	RPI 150+
17- 5	0- 2		3- 2		OVERALL		3- 1		3- 0	8- 0
12- 0	0- 0		2- 0		HOME		2- 0		2- 0	6- 0
5- 5	0- 2		1- 2		AWAY		1- 1		1- 0	2- 0
0- 0	0- 0		0- 0		NEUTRAL		0- 0		0- 0	0- 0
12- 1	0- 0		1- 1		NON-CONFERENCE		3- 0		1- 0	7- 0
8- 0	0- 0		0- 0		HOME		2- 0		1- 0	5- 0
4- 1	0- 0		1- 1		AWAY		1- 0		0- 0	2- 0
0- 0	0- 0		0- 0		NEUTRAL		0- 0		0- 0	0- 0
5- 4	0- 2		2- 1		CONFERENCE		0- 1		2- 0	1- 0
4- 0	0- 0		2- 0		HOME		0- 0		1- 0	1- 0
1- 4	0- 2		0- 1		AWAY		0- 1		1- 0	0- 0
0- 0	0- 0		0- 0		NEUTRAL		0- 0		0- 0	0- 0

RPI 1-25				RPI 26-50				Team's RPI: 31				RPI 51-100				RPI 101+			
RPI	S	Opponent	Score	RPI	S	Opponent	Score	RPI	S	Opponent	Score	RPI	S	Opponent	Score	RPI	S	Opponent	Score
1	A	Tennessee	51 59	28	H	Texas A&M	54 51	72	H	TCU	62 53	110	H	Furman	58 51				
11	A	Kentucky	72 80	32	A	Seton Hall	51 70	75	A	Georgia Tech	64 57	113	H	Missouri	69 48				
				35	A	Mississippi St.	56 64	94	H	Michigan St.	69 60	141	A	Auburn	57 52				
				37	A	Ohio St.	67 59	98	A	Ole Miss	52 55	153	H	Alabama	64 47				
				44	H	Vanderbilt	64 53					194	H	Belmont	62 43				
												198	A	Mercer	68 49				
												273	H	Colgate	66 35				
												280	H	Morgan St.	68 36				
												288	H	Ga. Southern	93 52				
												328	H	Coppin St.	49 29				
												332	A	Tennessee Tech	74 51				
LAST 12 Division I GAMES:																			
11	A	Kentucky	72 80	113	H	Missouri	69 48												
1	A	Tennessee	51 59	153	H	Alabama	64 47												
28	H	Texas A&M	54 51	35	A	Mississippi St.	56 64												
44	H	Vanderbilt	64 53	32	A	Seton Hall	51 70												
98	A	Ole Miss	52 55	194	H	Belmont	62 43												
141	A	Auburn	57 52	110	H	Furman	58 51												

Non-Div I Games:

## Georgia

Loss, Non-Conf, S Site, H Home A Away N Neutral

Average RPI Win: 200		WON-LOST	WINNING	LAST 10	STRENGTH OF	OPP. STRENGTH	TEAM	ADJ.	CONF.	ADJ CONF.
Average RPI Loss: 142		RECORD	PCT. RANK	GAMES	SCHEDULE	OF SCHEDULE	RPI	RPI	RPI	RPI
DIV. I ONLY		7- 12	249	2- 8	106	254	233	233	16	16
DIV. I NON-CONF.		4- 4	158	0- 1	219	299	237	237	16	16
TOTALS		RPI 1-25	RPI 26-50	W-L RECORDS	RPI 51-100	RPI 101-150	RPI 150+			
7- 12	0- 0		0- 1	OVERALL	0- 3	1- 3	6- 5			
5- 8	0- 0		0- 1	HOME	0- 2	0- 2	5- 3			
2- 4	0- 0		0- 0	AWAY	0- 1	1- 1	1- 2			
0- 0	0- 0		0- 0	NEUTRAL	0- 0	0- 0	0- 0			
4- 4	0- 0		0- 0	NON-CONFERENCE	0- 1	0- 1	4- 2			
3- 3	0- 0		0- 0	HOME	0- 1	0- 1	3- 1			
1- 1	0- 0		0- 0	AWAY	0- 0	0- 0	1- 1			
0- 0	0- 0		0- 0	NEUTRAL	0- 0	0- 0	0- 0			
3- 8	0- 0		0- 1	CONFERENCE	0- 2	1- 2	2- 3			
2- 5	0- 0		0- 1	HOME	0- 1	0- 1	2- 2			
1- 3	0- 0		0- 0	AWAY	0- 1	1- 1	0- 1			
0- 0	0- 0		0- 0	NEUTRAL	0- 0	0- 0	0- 0			

RPI 1-25				RPI 26-50				RPI 51-100				RPI 101+				Team's RPI: 233	
RPI	S	Opponent	Score	RPI	S	Opponent	Score	RPI	S	Opponent	Score	RPI	S	Opponent	Score		
				45	H	UALR	55 75	59	A	Arkansas St.	65 76	131	A	Appalachian St.	76 71		
								59	H	Arkansas St.	47 61	140	H	Kennesaw St.	64 73		
								100	H	Liberty	71 73	148	A	La.-Lafayette	52 68		
												148	H	La.-Lafayette	56 63		
												157	H	Texas St.	74 69		
												160	H	Samford	61 56		
												161	H	Troy	87 96		
												175	H	La Salle	68 76		
												178	H	Massachusetts	71 66		
												210	A	Morehead St.	72 74		
												211	H	La.-Monroe	80 72		
												228	A	Texas-Arlington	45 57		
												228	H	Texas-Arlington	39 45		
												232	A	North Florida	72 59		
												332	H	Tennessee Tech	72 60		
LAST 12 Division I GAMES:																	
				59	H	Arkansas St.	47 61	161	H	Troy	87 96						
				228	A	Texas-Arlington	45 57	148	A	La.-Lafayette	52 68						
				148	H	La.-Lafayette	56 63	157	H	Texas St.	74 69						
				59	A	Arkansas St.	65 76	45	H	UALR	55 75						
				131	A	Appalachian St.	76 71	211	H	La.-Monroe	80 72						
				228	H	Texas-Arlington	39 45	175	H	La Salle	68 76						

Non-Div I Games:	Thomas (GA)	101	55
------------------	-------------	-----	----

Georgia St.

Loss, Non-Conf, S Site, H Home A Away N Neutral

Average RPI Win:	205	WON-LOST	WINNING	LAST 10	STRENGTH OF	OPP. STRENGTH	TEAM	ADJ.	CONF.	ADJ CONF.
Average RPI Loss:	28	RECORD	PCT. RANK	GAMES	SCHEDULE	OF SCHEDULE	RPI	RPI	RPI	RPI
DIV. I ONLY	14- 9	115	5- 5	51	62	75	75	2	2	
DIV. I NON-CONF.	10- 4	80	3- 0	197	209	117	117	4	4	
TOTALS	RPI 1-25	RPI 26-50	W-L RECORDS	RPI 51-100	RPI 101-150	RPI 150+				
14- 9	0- 5	0- 3	OVERALL	2- 1	4- 0	8- 0				
9- 3	0- 1	0- 2	HOME	0- 0	3- 0	6- 0				
4- 4	0- 3	0- 0	AWAY	1- 1	1- 0	2- 0				
1- 2	0- 1	0- 1	NEUTRAL	1- 0	0- 0	0- 0				
10- 4	0- 1	0- 2	NON-CONFERENCE	1- 1	2- 0	7- 0				
7- 1	0- 0	0- 1	HOME	0- 0	2- 0	5- 0				
2- 1	0- 0	0- 0	AWAY	0- 1	0- 0	2- 0				
1- 2	0- 1	0- 1	NEUTRAL	1- 0	0- 0	0- 0				
4- 5	0- 4	0- 1	CONFERENCE	1- 0	2- 0	1- 0				
2- 2	0- 1	0- 1	HOME	0- 0	1- 0	1- 0				
2- 3	0- 3	0- 0	AWAY	1- 0	1- 0	0- 0				
0- 0	0- 0	0- 0	NEUTRAL	0- 0	0- 0	0- 0				

RPI S	Opponent	Score	RPI S	Opponent	Score	RPI S	Opponent	Score	RPI S	Opponent	Score
2	A Notre Dame	76 89	31	H Georgia	57 64	85	N Villanova	71 63	103	H Louisiana Tech	96 81
8	A Louisville	48 75	33	N Minnesota	69 72	93	A Virginia	68 62	104	A Boston College	80 77
14	H Florida St.	62 82	39	H Pittsburgh	72 75	94	A Michigan St.	73 79	138	H Clemson	74 66
17	A North Carolina	81 96							140	H Kennesaw St.	77 48
18	N Green Bay	50 71							186	H Virginia Tech	79 71
									248	H Lipscomb	71 53
									266	H Central Ark.	88 50
									280	H Morgan St.	105 76
									296	H Grambling	97 64
									308	A St. Francis Brooklyn	65 59
									310	A Loyola Chicago	92 57
									319	H Alabama St.	77 53
LAST 12 Division I GAMES:											
186	H Virginia Tech	79 71	104	A Boston College	80 77						
14	H Florida St.	62 82	138	H Clemson	74 66						
93	A Virginia	68 62	8	A Louisville	48 75						
2	A Notre Dame	76 89	103	H Louisiana Tech	96 81						
39	H Pittsburgh	72 75	248	H Lipscomb	71 53						
17	A North Carolina	81 96	308	A St. Francis Brooklyn	65 59						

Non-Div I Games:

Georgia Tech

■ Loss, 
■ Non-Conf, 
■ S Site, 
■ H Home 
■ A Away 
N Neutral

## Gonzaga

Through Games Of Feb. 1, 2015

Average RPI Win: <b>175</b>	WON-LOST	WINNING	LAST 10	STRENGTH OF	OPP. STRENGTH	TEAM	ADJ.	CONF.	ADJ CONF.
Average RPI Loss: <b>47</b>	RECORD	PCT. RANK	GAMES	SCHEDULE	OF SCHEDULE	RPI	RPI	RPI	RPI
DIV. I ONLY	17- 4	26	3- 0	107	75	42	42	8	8
DIV. I NON-CONF.	7- 4	107	1- 0	77	65	68	68	7	7
TOTALS	RPI 1-25	RPI 26-50	W-L RECORDS	RPI 51-100	RPI 101-150	RPI 150+			
17- 4	1- 1	0- 1	OVERALL	4- 2	0- 0	12- 0			
9- 1	1- 0	0- 1	HOME	2- 0	0- 0	6- 0			
8- 1	0- 0	0- 0	AWAY	2- 0	0- 0	6- 0			
0- 2	0- 1	0- 0	NEUTRAL	0- 1	0- 0	0- 0			
7- 4	1- 1	0- 1	NON-CONFERENCE	0- 2	0- 0	6- 0			
4- 1	1- 0	0- 1	HOME	0- 0	0- 0	3- 0			
3- 1	0- 0	0- 0	AWAY	0- 1	0- 0	3- 0			
0- 2	0- 1	0- 0	NEUTRAL	0- 1	0- 0	0- 0			
10- 0	0- 0	0- 0	CONFERENCE	4- 0	0- 0	6- 0			
5- 0	0- 0	0- 0	HOME	2- 0	0- 0	3- 0			
5- 0	0- 0	0- 0	AWAY	2- 0	0- 0	3- 0			
0- 0	0- 0	0- 0	NEUTRAL	0- 0	0- 0	0- 0			

RPI 1-25				RPI 26-50				Team's RPI: 42				RPI 51-100				RPI 101+			
RPI	S	Opponent	Score	RPI	S	Opponent	Score	RPI	S	Opponent	Score	RPI	S	Opponent	Score	RPI	S	Opponent	Score
5	N	Iowa	67 79	43	H	Washington St.	58 59	51	A	Northwestern	43 62	167	A	San Francisco	75 64				
12	H	Dayton	75 65					56	H	BYU	78 62	193	A	Eastern Wash.	61 60				
								58	A	St. Mary's (CA)	52 42	197	H	Pepperdine	73 64				
								64	A	Pacific	73 63	212	A	Montana St.	89 60				
								69	H	San Diego	67 49	213	A	Santa Clara	78 70				
								90	N	American	56 59	215	A	Wyoming	70 56				
												216	H	Idaho St.	88 63				
												224	H	Southern Utah	70 51				
												253	A	Portland	85 63				
												253	H	Portland	79 57				
												287	H	Portland St.	73 41				
												289	H	Loyola Marymount	76 62				
LAST 12 Division I GAMES:																			
253	H	Portland	79 57	197	H	Pepperdine	73 64												
253	A	Portland	85 63	213	A	Santa Clara	78 70												
287	H	Portland St.	73 41	167	A	San Francisco	75 64												
64	A	Pacific	73 63	69	H	San Diego	67 49												
58	A	St. Mary's (CA)	52 42	56	H	BYU	78 62												
289	H	Loyola Marymount	76 62	224	H	Southern Utah	70 51												

Non-Div I Games:

Gonzaga

■ Loss, 
 ■ Non-Conf, S Site, 
 ■ Home 
 ■ Away 
 N Neutral

## Grambling

Through Games Of Feb. 1, 2015

Average RPI Win:	285	WON-LOST	WINNING	LAST 10	STRENGTH OF	OPP. STRENGTH	TEAM	ADJ.	CONF.	ADJ CONF.
Average RPI Loss:	155	RECORD	PCT. RANK	GAMES	SCHEDULE	OF SCHEDULE	RPI	RPI	RPI	RPI
DIV. I ONLY	4- 13	300	3- 7	238	214	296	296	33	33	
DIV. I NON-CONF.	1- 8	322	1- 3	44	5	229	229	32	32	
TOTALS	RPI 1-25	RPI 26-50	W-L RECORDS	RPI 51-100	RPI 101-150	RPI 150+				
4- 13	0- 2	0- 0	OVERALL	0- 4	0- 1	4- 6				
4- 1	0- 0	0- 0	HOME	0- 0	0- 0	4- 1				
0- 12	0- 2	0- 0	AWAY	0- 4	0- 1	0- 5				
0- 0	0- 0	0- 0	NEUTRAL	0- 0	0- 0	0- 0				
1- 8	0- 2	0- 0	NON-CONFERENCE	0- 4	0- 1	1- 1				
1- 0	0- 0	0- 0	HOME	0- 0	0- 0	1- 0				
0- 8	0- 2	0- 0	AWAY	0- 4	0- 1	0- 1				
0- 0	0- 0	0- 0	NEUTRAL	0- 0	0- 0	0- 0				
3- 5	0- 0	0- 0	CONFERENCE	0- 0	0- 0	3- 5				
3- 1	0- 0	0- 0	HOME	0- 0	0- 0	3- 1				
0- 4	0- 0	0- 0	AWAY	0- 0	0- 0	0- 4				
0- 0	0- 0	0- 0	NEUTRAL	0- 0	0- 0	0- 0				

RPI 1-25				RPI 26-50				RPI 51-100				RPI 101+ Team's RPI: 296			
RPI	S	Opponent	Score	RPI	S	Opponent	Score	RPI	S	Opponent	Score	RPI	S	Opponent	Score
13	A	George Washington	51 89					52	A	Arkansas	35 77	141	A	Auburn	42 92
20	A	Washington	53 84					62	A	Kansas St.	38 61	170	A	Arizona	51 65
								75	A	Georgia Tech	64 97	206	A	Prairie View	57 85
								98	A	Ole Miss	67 92	208	H	Northwestern St.	44 41
												221	A	Texas Southern	33 74
												267	H	Southern U.	57 56
												292	H	Jackson St.	55 64
												319	A	Alabama St.	30 53
												326	H	Alcorn	64 57
												337	H	Ark.-Pine Bluff	75 56
												342	A	Alabama A&M	56 59
LAST 12 Division I GAMES:															
337	H	Ark.-Pine Bluff	75 56	342	A	Alabama A&M	56 59								
292	H	Jackson St.	55 64	319	A	Alabama St.	30 53								
206	A	Prairie View	57 85	52	A	Arkansas	35 77								
221	A	Texas Southern	33 74	62	A	Kansas St.	38 61								
326	H	Alcorn	64 57	20	A	Washington	53 84								
267	H	Southern U.	57 56	208	H	Northwestern St.	44 41								

Non-Div I Games: LSU-Shreveport 67 58 Tougaloo 98 59

Grambling

Loss, Non-Conf, S Site, H Home A Away N Neutral

## Grand Canyon

Through Games Of Feb. 1, 2015

Average RPI Win:	281	WON-LOST	WINNING	LAST 10	STRENGTH OF	OPP. STRENGTH	TEAM	ADJ.	CONF.	ADJ CONF.
Average RPI Loss:	196	RECORD	PCT. RANK	GAMES	SCHEDULE	OF SCHEDULE	RPI	RPI	RPI	RPI
DIV. I ONLY	7- 10	220	5- 4	340	288	286	286	31	31	
DIV. I NON-CONF.	4- 7	219	3- 2	337	235	309	309	31	31	
TOTALS	RPI 1-25	RPI 26-50	W-L RECORDS	RPI 51-100	RPI 101-150	RPI 150+				
7- 10	0- 1	0- 0	OVERALL	0- 0	0- 2	7- 7				
3- 4	0- 1	0- 0	HOME	0- 0	0- 1	3- 2				
4- 5	0- 0	0- 0	AWAY	0- 0	0- 1	4- 4				
0- 1	0- 0	0- 0	NEUTRAL	0- 0	0- 0	0- 1				
4- 7	0- 1	0- 0	NON-CONFERENCE	0- 0	0- 0	4- 6				
2- 3	0- 1	0- 0	HOME	0- 0	0- 0	2- 2				
2- 3	0- 0	0- 0	AWAY	0- 0	0- 0	2- 3				
0- 1	0- 0	0- 0	NEUTRAL	0- 0	0- 0	0- 1				
3- 3	0- 0	0- 0	CONFERENCE	0- 0	0- 2	3- 1				
1- 1	0- 0	0- 0	HOME	0- 0	0- 1	1- 0				
2- 2	0- 0	0- 0	AWAY	0- 0	0- 1	2- 1				
0- 0	0- 0	0- 0	NEUTRAL	0- 0	0- 0	0- 0				

RPI 1-25			RPI 26-50			RPI 51-100			RPI 101+ Team's RPI: 286		
RPI	S	Opponent	Score	RPI	S	Opponent	Score	RPI	S	Opponent	Score
8	H	Louisville	51 65					133	H	New Mexico St.	62 74
								137	A	Bakersfield	67 90
								181	N	Northern Ky.	45 52
								188	A	Oral Roberts	54 51
								189	H	Tex.-Pan American	69 54
								202	A	Navy	51 60
								214	A	Northern Colo.	47 66
								230	H	North Dakota St.	69 54
								234	A	Austin Peay	77 84
								241	H	Nevada	52 64
								278	H	UC Irvine	53 54
								329	A	Incarinate Word	72 67
								336	A	Utah Valley	50 52
								343	A	UMKC	65 59
								344	A	Chicago St.	76 51
								345	H	New Orleans	59 57
LAST 12 Division I GAMES:											
344	A	Chicago St.	76 51	329	A	Incarinate Word	72 67				
343	A	UMKC	65 59	230	H	North Dakota St.	69 54				
189	H	Tex.-Pan American	69 54	8	H	Louisville	51 65				
133	H	New Mexico St.	62 74	188	A	Oral Roberts	54 51				
336	A	Utah Valley	50 52	214	A	Northern Colo.	47 66				
137	A	Bakersfield	67 90	241	H	Nevada	52 64				

Non-Div I Games: Western St. 76 52 San Diego Christian87 44

Grand Canyon

Loss, Non-Conf, S Site, H Home A Away N Neutral

Average RPI Win:	146	WON-LOST	WINNING	LAST 10	STRENGTH OF	OPP. STRENGTH	TEAM	ADJ.	CONF.	ADJ CONF.
Average RPI Loss:	21	RECORD	PCT. RANK	GAMES	SCHEDULE	OF SCHEDULE	RPI	RPI	RPI	RPI
DIV. I ONLY	16- 3	22	0- 1	48	48	18	18	12	12	
DIV. I NON-CONF.	9- 3	60	0- 1	32	3	14	14	12	12	
TOTALS	RPI 1-25	RPI 26-50	W-L RECORDS	RPI 51-100	RPI 101-150	RPI 150+				
16- 3	1- 2	0- 1	OVERALL	6- 0	3- 0	6- 0				
6- 0	0- 0	0- 0	HOME	3- 0	1- 0	2- 0				
8- 2	0- 1	0- 1	AWAY	2- 0	2- 0	4- 0				
2- 1	1- 1	0- 0	NEUTRAL	1- 0	0- 0	0- 0				
9- 3	1- 2	0- 1	NON-CONFERENCE	5- 0	1- 0	2- 0				
4- 0	0- 0	0- 0	HOME	2- 0	1- 0	1- 0				
3- 2	0- 1	0- 1	AWAY	2- 0	0- 0	1- 0				
2- 1	1- 1	0- 0	NEUTRAL	1- 0	0- 0	0- 0				
7- 0	0- 0	0- 0	CONFERENCE	1- 0	2- 0	4- 0				
2- 0	0- 0	0- 0	HOME	1- 0	0- 0	1- 0				
5- 0	0- 0	0- 0	AWAY	0- 0	2- 0	3- 0				
0- 0	0- 0	0- 0	NEUTRAL	0- 0	0- 0	0- 0				

RPI	S	Opponent	Score
6	N	UConn	53 89
10	N	Arizona St.	63 57
12	A	Dayton	66 72

RPI	S	Opponent	Score
44	A	Vanderbilt	64 68

RPI	S	Opponent	Score
54	A	Purdue	81 78
55	H	Youngstown St.	66 43
65	A	South Dakota St.	77 75
70	H	Duquesne	84 52
75	N	Georgia Tech	71 50
83	H	Western Mich.	70 55

RPI	S	Opponent	Score
109	A	Wright St.	68 59
129	H	Wisconsin	53 43
134	A	Cleveland St.	65 61
192	A	Ill.-Chicago	64 45
227	A	Detroit	75 58
271	A	Valparaiso	67 52
272	H	Milwaukee	63 37
281	A	Marquette	94 66
313	H	Vermont	60 40

## LAST 12 Division I GAMES:

6	N	UConn	53	89	55	H	Youngstown St.	66	43
192	A	Ill.-Chicago	64	45	109	A	Wright St.	68	59
271	A	Valparaiso	67	52	12	A	Dayton	66	72
227	A	Detroit	75	58	313	H	Vermont	60	40
134	A	Cleveland St.	65	61	129	H	Wisconsin	53	43
272	H	Milwaukee	63	37	65	A	South Dakota St.	77	75

Non-Div I Games: Davenport 53 40

Green Bay



Average RPI Win:	230	WON-LOST	WINNING	LAST 10	STRENGTH OF	OPP. STRENGTH	TEAM	ADJ.	CONF.	ADJ CONF.
Average RPI Loss:	82	RECORD	PCT. RANK	GAMES	SCHEDULE	OF SCHEDULE	RPI	RPI	RPI	RPI
DIV. I ONLY	10- 11	180	7- 3	35	237	86	86	32	32	
DIV. I NON-CONF.	4- 9	243	2- 3	1	75	59	59	29	29	
TOTALS	RPI 1-25	RPI 26-50	W-L RECORDS	RPI 51-100	RPI 101-150	RPI 150+				
10- 11	0- 3	0- 2	OVERALL	2- 3	1- 1	7- 2				
3- 3	0- 2	0- 1	HOME	0- 0	0- 0	3- 0				
5- 8	0- 1	0- 1	AWAY	2- 3	0- 1	3- 2				
2- 0	0- 0	0- 0	NEUTRAL	0- 0	1- 0	1- 0				
4- 9	0- 3	0- 2	NON-CONFERENCE	2- 3	1- 1	1- 0				
0- 3	0- 2	0- 1	HOME	0- 0	0- 0	0- 0				
2- 6	0- 1	0- 1	AWAY	2- 3	0- 1	0- 0				
2- 0	0- 0	0- 0	NEUTRAL	0- 0	1- 0	1- 0				
6- 2	0- 0	0- 0	CONFERENCE	0- 0	0- 0	6- 2				
3- 0	0- 0	0- 0	HOME	0- 0	0- 0	3- 0				
3- 2	0- 0	0- 0	AWAY	0- 0	0- 0	3- 2				
0- 0	0- 0	0- 0	NEUTRAL	0- 0	0- 0	0- 0				

RPI 1-25				RPI 26-50				RPI 51-100				Team's RPI: 86	RPI 101+			
RPI	S	Opponent	Score	RPI	S	Opponent	Score	RPI	S	Opponent	Score		RPI	S	Opponent	Score
7	H	South Carolina	49 69	36	A	Quinnipiac	59 87	51	A	Northwestern	36 62		101	A	Lehigh	67 85
16	H	Princeton	63 75	43	H	Washington St.	60 74	62	A	Kansas St.	46 66		141	N	Auburn	44 42
25	A	James Madison	53 85					63	A	Penn	58 43		203	A	Savannah St.	55 61
								81	A	DePaul	67 86		229	H	N.C. A&T	54 48
								96	A	Richmond	64 53		247	A	Bethune-Cookman	61 54
													279	A	Norfolk St.	66 71
													280	H	Morgan St.	63 43
													284	N	Bowling Green	64 53
													291	A	South Carolina St.	88 53
													334	H	N.C. Central	75 36
													335	A	Florida A&M	80 52
LAST 12 Division I GAMES:																
279	A	Norfolk St.	66 71	247	A	Bethune-Cookman	61 54									
291	A	South Carolina St.	88 53	16	H	Princeton	63 75									
203	A	Savannah St.	55 61	141	N	Auburn	44 42									
334	H	N.C. Central	75 36	284	N	Bowling Green	64 53									
229	H	N.C. A&T	54 48	81	A	DePaul	67 86									
335	A	Florida A&M	80 52	25	A	James Madison	53 85									

Non-Div I Games:

Hampton

■ Loss, 
 ■ Non-Conf, 
 ■ S Site, 
 ■ H Home 
 ■ A Away 
 N Neutral

Average RPI Win: 233		WON-LOST	WINNING	LAST 10	STRENGTH OF	OPP. STRENGTH	TEAM	ADJ.	CONF.	ADJ CONF.
Average RPI Loss: 87		RECORD	PCT. RANK	GAMES	SCHEDULE	OF SCHEDULE	RPI	RPI	RPI	RPI
DIV. I ONLY		12- 11	167	7- 3	115	132	135	135	23	23
DIV. I NON-CONF.		6- 8	197	1- 2	41	51	124	124	24	24
TOTALS		RPI 1-25	RPI 26-50	W-L RECORDS	RPI 51-100	RPI 101-150	RPI 150+			
12- 11	0- 3		0- 1	OVERALL	0- 2	2- 3	10- 2			
6- 4	0- 0		0- 1	HOME	0- 1	0- 1	6- 1			
5- 3	0- 0		0- 0	AWAY	0- 1	2- 1	3- 1			
1- 4	0- 3		0- 0	NEUTRAL	0- 0	0- 1	1- 0			
6- 8	0- 3		0- 1	NON-CONFERENCE	0- 0	2- 3	4- 1			
3- 2	0- 0		0- 1	HOME	0- 0	0- 1	3- 0			
2- 2	0- 0		0- 0	AWAY	0- 0	2- 1	0- 1			
1- 4	0- 3		0- 0	NEUTRAL	0- 0	0- 1	1- 0			
6- 3	0- 0		0- 0	CONFERENCE	0- 2	0- 0	6- 1			
3- 2	0- 0		0- 0	HOME	0- 1	0- 0	3- 1			
3- 1	0- 0		0- 0	AWAY	0- 1	0- 0	3- 0			
0- 0	0- 0		0- 0	NEUTRAL	0- 0	0- 0	0- 0			

RPI 1-25				RPI 26-50				RPI 51-100				RPI 101+ Team's RPI: 135			
RPI	S	Opponent	Score	RPI	S	Opponent	Score	RPI	S	Opponent	Score	RPI	S	Opponent	Score
14	N	Florida St.	59 69	36	H	Quinnipiac	58 70	89	A	Albany (NY)	58 82	104	H	Boston College	61 73
16	N	Princeton	51 64					92	H	Maine	57 68	106	A	Cornell	48 46
20	N	Washington	70 81									110	N	Furman	43 53
												136	A	Dartmouth	43 49
												144	A	Central Conn. St.	75 63
												168	H	New Hampshire	63 65
												171	A	Lafayette	59 74
												199	H	Penn St.	62 57
												200	A	Stony Brook	60 58
												203	N	Savannah St.	59 55
												220	H	Sacred Heart	68 63
												235	H	Providence	57 54
												258	A	UMass Lowell	67 56
												290	H	UMBC	70 63
												313	A	Vermont	62 46
												313	H	Vermont	60 49
												314	H	Binghamton	59 44
LAST 12 Division I GAMES:															
313	H	Vermont	60 49	92	H	Maine	57 68								
200	A	Stony Brook	60 58	314	H	Binghamton	59 44								
89	A	Albany (NY)	58 82	313	A	Vermont	62 46								
168	H	New Hampshire	63 65	203	N	Savannah St.	59 55								
290	H	UMBC	70 63	16	N	Princeton	51 64								
258	A	UMass Lowell	67 56	36	H	Quinnipiac	58 70								

Non-Div I Games:

Hartford

Loss, Non-Conf, S Site, H Home A Away N Neutral

Average RPI Win:	201	WON-LOST	WINNING	LAST 10	STRENGTH OF	OPP. STRENGTH	TEAM	ADJ.	CONF.	ADJ CONF.
Average RPI Loss:	91	RECORD	PCT. RANK	GAMES	SCHEDULE	OF SCHEDULE	RPI	RPI	RPI	RPI
DIV. I ONLY	8- 10	201	4- 6	60	82	139	139	10	10	
DIV. I NON-CONF.	7- 7	158	4- 4	135	78	140	140	11	11	
TOTALS	RPI 1-25	RPI 26-50	W-L RECORDS	RPI 51-100	RPI 101-150	RPI 150+				
8- 10	0- 3	1- 1	OVERALL	0- 2	1- 2	6- 2				
3- 5	0- 2	0- 1	HOME	0- 1	0- 1	3- 0				
2- 3	0- 1	0- 0	AWAY	0- 1	1- 0	1- 1				
3- 2	0- 0	1- 0	NEUTRAL	0- 0	0- 1	2- 1				
7- 7	0- 2	1- 1	NON-CONFERENCE	0- 1	0- 1	6- 2				
3- 2	0- 1	0- 1	HOME	0- 0	0- 0	3- 0				
1- 3	0- 1	0- 0	AWAY	0- 1	0- 0	1- 1				
3- 2	0- 0	1- 0	NEUTRAL	0- 0	0- 1	2- 1				
1- 3	0- 1	0- 0	CONFERENCE	0- 1	1- 1	0- 0				
0- 3	0- 1	0- 0	HOME	0- 1	0- 1	0- 0				
1- 0	0- 0	0- 0	AWAY	0- 0	1- 0	0- 0				
0- 0	0- 0	0- 0	NEUTRAL	0- 0	0- 0	0- 0				

RPI 1-25				RPI 26-50				RPI 51-100				RPI 101+ Team's RPI: 139			
RPI	S	Opponent	Score	RPI	S	Opponent	Score	RPI	S	Opponent	Score	RPI	S	Opponent	Score
2	A	Notre Dame	43 97	26	H	Chattanooga	52 54	63	H	Penn	69 74	103	N	Louisiana Tech	64 83
16	H	Princeton	46 96	36	N	Quinnipiac	87 83	92	A	Maine	46 65	136	A	Dartmouth	75 69
22	H	FGCU	58 68									136	H	Dartmouth	61 76
												155	N	Temple	69 81
												178	A	Massachusetts	75 62
												195	N	Holy Cross	79 76
												248	N	Lipscomb	84 63
												269	H	Northeastern	67 65
												273	H	Colgate	68 53
												274	H	NJIT	66 54
												298	A	Boston U.	62 63
LAST 12 Division I GAMES:															
63	H	Penn	69 74	22	H	FGCU	58 68								
16	H	Princeton	46 96	248	N	Lipscomb	84 63								
136	A	Dartmouth	75 69	103	N	Louisiana Tech	64 83								
274	H	NJIT	66 54	269	H	Northeastern	67 65								
136	H	Dartmouth	61 76	92	A	Maine	46 65								
26	H	Chattanooga	52 54	178	A	Massachusetts	75 62								

Non-Div I Games:

Harvard

■ Loss, 
 ■ Non-Conf, S Site, 
 ■ Home 
 ■ Away 
 N Neutral

Average RPI Win:	195	WON-LOST	WINNING	LAST 10	STRENGTH OF	OPP. STRENGTH	TEAM	ADJ.	CONF.	ADJ CONF.
Average RPI Loss:	75	RECORD	PCT. RANK	GAMES	SCHEDULE	OF SCHEDULE	RPI	RPI	RPI	RPI
DIV. I ONLY	11- 7	111	1- 0	67	137	91	91	14	14	
DIV. I NON-CONF.	6- 5	145	1- 0	104	149	132	132	14	14	
TOTALS	RPI 1-25	RPI 26-50	W-L RECORDS	RPI 51-100	RPI 101-150	RPI 150+				
11- 7	0- 3	0- 0	OVERALL	2- 1	3- 2	6- 1				
6- 4	0- 3	0- 0	HOME	1- 1	2- 0	3- 0				
5- 3	0- 0	0- 0	AWAY	1- 0	1- 2	3- 1				
0- 0	0- 0	0- 0	NEUTRAL	0- 0	0- 0	0- 0				
6- 5	0- 3	0- 0	NON-CONFERENCE	1- 1	0- 1	5- 0				
3- 4	0- 3	0- 0	HOME	0- 1	0- 0	3- 0				
3- 1	0- 0	0- 0	AWAY	1- 0	0- 1	2- 0				
0- 0	0- 0	0- 0	NEUTRAL	0- 0	0- 0	0- 0				
5- 2	0- 0	0- 0	CONFERENCE	1- 0	3- 1	1- 1				
3- 0	0- 0	0- 0	HOME	1- 0	2- 0	0- 0				
2- 2	0- 0	0- 0	AWAY	0- 0	1- 1	1- 1				
0- 0	0- 0	0- 0	NEUTRAL	0- 0	0- 0	0- 0				

RPI 1-25				RPI 26-50				RPI 51-100 Team's RPI: 91				RPI 101+			
RPI	S	Opponent	Score	RPI	S	Opponent	Score	RPI	S	Opponent	Score	RPI	S	Opponent	Score
17	H	North Carolina	65 74					64	H	Pacific	61 69	107	A	CSUN	46 53
23	H	California	72 79					71	H	Long Beach St.	72 64	107	H	CSUN	64 49
24	H	Stanford	73 86					77	A	Colorado St.	63 58	122	H	UC Riverside	69 58
												128	A	UC Davis	58 53
												137	A	Bakersfield	69 78
												151	A	Cal Poly	65 70
												206	H	Prairie View	72 58
												264	H	UNLV	79 70
												278	A	UC Irvine	85 50
												289	A	Loyola Marymount	85 76
												301	A	Denver	60 58
												303	H	UNC Greensboro	74 54
LAST 12 Division I GAMES:															
206	H	Prairie View	72 58	107	A	CSUN	46 53								
107	H	CSUN	64 49	151	A	Cal Poly	65 70								
71	H	Long Beach St.	72 64	303	H	UNC Greensboro	74 54								
278	A	UC Irvine	85 50	137	A	Bakersfield	69 78								
128	A	UC Davis	58 53	289	A	Loyola Marymount	85 76								
122	H	UC Riverside	69 58	64	H	Pacific	61 69								

Non-Div I Games:      BYU-Hawaii      92   40      Hawaii Pacific      76   68

Hawaii





































































































Loss, Non-Conf, S Site, H Home A Away N Neutral



## Hofstra




Through Games Of Feb. 1, 2015

Average RPI Win: <b>197</b>	WON-LOST	WINNING	LAST 10	STRENGTH OF	OPP. STRENGTH	TEAM	ADJ.	CONF.	ADJ CONF.
Average RPI Loss: <b>132</b>	RECORD	PCT. RANK	GAMES	SCHEDULE	OF SCHEDULE	RPI	RPI	RPI	RPI
DIV. I ONLY	13- 8	102	6- 4	209	114	130	130	13	13
DIV. I NON-CONF.	7- 4	107	1- 1	118	129	78	78	10	10
TOTALS	RPI 1-25	RPI 26-50	W-L RECORDS	RPI 51-100	RPI 101-150	RPI 150+			
13- 8	0- 0	0- 1	OVERALL	2- 2	2- 1	9- 4			
6- 4	0- 0	0- 1	HOME	0- 1	1- 1	5- 1			
7- 4	0- 0	0- 0	AWAY	2- 1	1- 0	4- 3			
0- 0	0- 0	0- 0	NEUTRAL	0- 0	0- 0	0- 0			
7- 4	0- 0	0- 1	NON-CONFERENCE	1- 1	2- 1	4- 1			
3- 2	0- 0	0- 1	HOME	0- 0	1- 1	2- 0			
4- 2	0- 0	0- 0	AWAY	1- 1	1- 0	2- 1			
0- 0	0- 0	0- 0	NEUTRAL	0- 0	0- 0	0- 0			
6- 4	0- 0	0- 0	CONFERENCE	1- 1	0- 0	5- 3			
3- 2	0- 0	0- 0	HOME	0- 1	0- 0	3- 1			
3- 2	0- 0	0- 0	AWAY	1- 0	0- 0	2- 2			
0- 0	0- 0	0- 0	NEUTRAL	0- 0	0- 0	0- 0			

RPI S	Opponent	Score	RPI S	Opponent	Score	RPI S	Opponent	Score	RPI S	Opponent	Score	Team's RPI: 130
			38   Western Ky.	65  		67  Drexel	53  		104  Boston College	75  		
						67  Drexel	56  		108  UNI	61  		
						86  Fordham	46  		144  Central Conn. St.	66  		
						89  Albany (NY)	65  		152  Fairfield	66  		
									162  William & Mary	56  		
									186  Virginia Tech	43  		
									187  Delaware	53  		
									187  Delaware	62  		
									196  Robert Morris	71  		
									219  Towson	58  		
									265  UNCW	71  		
									269  Northeastern	66  		
									269  Northeastern	85  		
									270  Col. of Charleston	78  		
									274  NJIT	62  		
									279  Norfolk St.	64  		
LAST 12 Division I GAMES:												
187  Delaware	62  	219  Towson	58  									
269  Northeastern	66  	67  Drexel	53  									
162  William & Mary	56  	269  Northeastern	85  									
67  Drexel	56  	270  Col. of Charleston	78  									
265  UNCW	71  	186  Virginia Tech	43  									
187  Delaware	53  	104  Boston College	75  									

Non-Div I Games:

Hofstra

 Loss, 
  Non-Conf, 
  Site, 
  Home 
  Away 
 N Neutral

## Holy Cross

Through Games Of Feb. 1, 2015

Average RPI Win:	203	WON-LOST	WINNING	LAST 10	STRENGTH OF	OPP. STRENGTH	TEAM	ADJ.	CONF.	ADJ CONF.
Average RPI Loss:	142	RECORD	PCT. RANK	GAMES	SCHEDULE	OF SCHEDULE	RPI	RPI	RPI	RPI
DIV. I ONLY	9- 14	238	5- 5	160	136	195	195	19	19	
DIV. I NON-CONF.	4- 9	243	1- 1	181	93	242	242	21	21	
TOTALS	RPI 1-25	RPI 26-50	W-L RECORDS	RPI 51-100	RPI 101-150	RPI 150+				
9- 14	0- 1	0- 1	OVERALL	1- 2	2- 6	6- 4				
2- 5	0- 0	0- 0	HOME	0- 1	1- 1	1- 3				
5- 6	0- 1	0- 0	AWAY	1- 0	1- 4	3- 1				
2- 3	0- 0	0- 1	NEUTRAL	0- 1	0- 1	2- 0				
4- 9	0- 1	0- 1	NON-CONFERENCE	0- 1	1- 4	3- 2				
2- 1	0- 0	0- 0	HOME	0- 0	1- 0	1- 1				
0- 5	0- 1	0- 0	AWAY	0- 0	0- 3	0- 1				
2- 3	0- 0	0- 1	NEUTRAL	0- 1	0- 1	2- 0				
5- 5	0- 0	0- 0	CONFERENCE	1- 1	1- 2	3- 2				
0- 4	0- 0	0- 0	HOME	0- 1	0- 1	0- 2				
5- 1	0- 0	0- 0	AWAY	1- 0	1- 1	3- 0				
0- 0	0- 0	0- 0	NEUTRAL	0- 0	0- 0	0- 0				

RPI 1-25				RPI 26-50				RPI 51-100				RPI 101+ Team's RPI: 195			
RPI	S	Opponent	Score	RPI	S	Opponent	Score	RPI	S	Opponent	Score	RPI	S	Opponent	Score
2	A	Notre Dame	29 104	36	N	Quinnipiac	67 74	83	N	Western Mich.	40 51	101	H	Lehigh	60 66
								90	A	American	67 61	104	H	Boston College	80 64
								90	H	American	63 74	116	A	Yale	70 83
												132	A	Army	53 67
												136	A	Dartmouth	53 69
												139	N	Harvard	76 79
												146	A	Bucknell	53 52
												147	A	Bryant	68 74
												171	A	Lafayette	64 46
												178	A	Massachusetts	61 72
												202	A	Navy	60 44
												256	H	Loyola Maryland	51 57
												258	H	UMass Lowell	78 63
												273	H	Colgate	71 76
												276	N	Georgetown	73 69
												279	N	Norfolk St.	63 62
												298	A	Boston U.	71 48
												304	H	Manhattan	60 66
LAST 12 Division I GAMES:															
90	A	American	67 61	146	A	Bucknell	53 52								
256	H	Loyola Maryland	51 57	273	H	Colgate	71 76								
202	A	Navy	60 44	90	H	American	63 74								
171	A	Lafayette	64 46	298	A	Boston U.	71 48								
101	H	Lehigh	60 66	83	N	Western Mich.	40 51								
132	A	Army	53 67	279	N	Norfolk St.	63 62								

Non-Div I Games:

Holy Cross

■ Loss, 
 ■ Non-Conf, 
 ■ S Site, 
 ■ H Home 
 ■ A Away 
 N Neutral

HoustonH  
o  
u  
s  
t  
o  
n

Houston

Page 112



## Houston Baptist

Through Games Of Feb. 1, 2015

Average RPI Win:	256	WON-LOST	WINNING	LAST 10	STRENGTH OF	OPP. STRENGTH	TEAM	ADJ.	CONF.	ADJ CONF.
Average RPI Loss:	211	RECORD	PCT. RANK	GAMES	SCHEDULE	OF SCHEDULE	RPI	RPI	RPI	RPI
DIV. I ONLY	4- 12	297	2- 8	297	304	306	306	28	28	
DIV. I NON-CONF.	2- 5	259	0- 1	142	240	189	189	27	27	
TOTALS	RPI 1-25	RPI 26-50	W-L RECORDS	RPI 51-100	RPI 101-150	RPI 150+				
4- 12	0- 0	0- 0	OVERALL	0- 1	0- 1	4- 10				
2- 4	0- 0	0- 0	HOME	0- 0	0- 0	2- 4				
2- 8	0- 0	0- 0	AWAY	0- 1	0- 1	2- 6				
0- 0	0- 0	0- 0	NEUTRAL	0- 0	0- 0	0- 0				
2- 5	0- 0	0- 0	NON-CONFERENCE	0- 1	0- 1	2- 3				
0- 1	0- 0	0- 0	HOME	0- 0	0- 0	0- 1				
2- 4	0- 0	0- 0	AWAY	0- 1	0- 1	2- 2				
0- 0	0- 0	0- 0	NEUTRAL	0- 0	0- 0	0- 0				
2- 7	0- 0	0- 0	CONFERENCE	0- 0	0- 0	2- 7				
2- 3	0- 0	0- 0	HOME	0- 0	0- 0	2- 3				
0- 4	0- 0	0- 0	AWAY	0- 0	0- 0	0- 4				
0- 0	0- 0	0- 0	NEUTRAL	0- 0	0- 0	0- 0				

RPI S	Opponent	Score	RPI S	Opponent	Score	RPI S	Opponent	Score	RPI S	Opponent	Score	Team's RPI: 306
						72	A TCU	64 87	111	A Texas Tech	59 60	
									157	A Texas St.	61 56	
									189	A Tex.-Pan American	72 75	
									208	H Northwestern St.	68 78	
									209	A McNeese St.	57 60	
									218	H Lamar	64 80	
									221	H Texas Southern	80 92	
									228	A Texas-Arlington	73 83	
									240	A Nicholls St.	58 70	
									254	A UTEP	87 77	
									266	H Central Ark.	58 37	
									268	H Abilene Christian	50 53	
									282	A Sam Houston St.	67 74	
									283	A Southeastern La.	59 67	
									345	H New Orleans	63 45	
LAST 12 Division I GAMES:												
282	A	Sam Houston St.	67	74	240	A	Nicholls St.	58	70			
268	H	Abilene Christian	50	53	209	A	McNeese St.	57	60			
218	H	Lamar	64	80	208	H	Northwestern St.	68	78			
345	H	New Orleans	63	45	111	A	Texas Tech	59	60			
266	H	Central Ark.	58	37	221	H	Texas Southern	80	92			
283	A	Southeastern La.	59	67	254	A	UTEP	87	77			

Non-Div I Games: McMurry 69 49 Arlington Baptist 92 62 S'western Assemblies 85 57 Huston-Tillotson 86 36 Houston Baptist

Loss, Non-Conf, S Site, H Home A Away N Neutral

Average RPI Win: <b>331</b>	WON-LOST	WINNING	LAST 10	STRENGTH OF	OPP. STRENGTH	TEAM	ADJ.	CONF.	ADJ CONF.
Average RPI Loss: <b>179</b>	RECORD	PCT. RANK	GAMES	SCHEDULE	OF SCHEDULE	RPI	RPI	RPI	RPI
DIV. I ONLY	2- 18	339	0- 2	259	265	339	339	32	32
DIV. I NON-CONF.	0- 13	338	0- 2	83	162	301	301	29	29
TOTALS	RPI 1-25	RPI 26-50	W-L RECORDS	RPI 51-100	RPI 101-150	RPI 150+			
2- 18	0- 1	0- 1	OVERALL	0- 3	0- 2	2- 11			
2- 6	0- 0	0- 0	HOME	0- 1	0- 0	2- 5			
0- 10	0- 0	0- 0	AWAY	0- 0	0- 0	0- 0			
0- 2	0- 0	0- 0	NEUTRAL	0- 0	0- 0	0- 2			
0- 13	0- 1	0- 1	NON-CONFERENCE	0- 3	0- 2	0- 6			
0- 3	0- 0	0- 0	HOME	0- 1	0- 0	0- 2			
0- 8	0- 1	0- 1	AWAY	0- 2	0- 2	0- 2			
0- 2	0- 0	0- 0	NEUTRAL	0- 0	0- 0	0- 2			
2- 5	0- 0	0- 0	CONFERENCE	0- 0	0- 0	2- 5			
2- 3	0- 0	0- 0	HOME	0- 0	0- 0	2- 3			
0- 2	0- 0	0- 0	AWAY	0- 0	0- 0	0- 2			
0- 0	0- 0	0- 0	NEUTRAL	0- 0	0- 0	0- 0			

RPI 1-25				RPI 26-50				RPI 51-100				RPI 101+ Team's RPI: 339			
RPI	S	Opponent	Score	RPI	S	Opponent	Score	RPI	S	Opponent	Score	RPI	S	Opponent	Score
17	A	North Carolina	49 <b>83</b>	40	A	Iowa St.	44 <b>90</b>	58	A	St. Mary's (CA)	55 <b>80</b>	106	A	Cornell	56 <b>75</b>
								70	H	Duquesne	63 <b>89</b>	125	A	Old Dominion	54 <b>75</b>
								93	A	Virginia	53 <b>74</b>	155	H	Temple	48 <b>78</b>
												168	H	New Hampshire	68 <b>78</b>
												175	A	La Salle	64 <b>65</b>
												215	N	Wyoming	53 <b>67</b>
												229	H	N.C. A&T	69 <b>80</b>
												247	A	Bethune-Cookman	53 <b>61</b>
												263	N	Brown	68 <b>80</b>
												280	H	Morgan St.	64 <b>77</b>
												294	A	LIU Brooklyn	74 <b>83</b>
												328	H	Coppin St.	68 <b>66</b>
												334	H	N.C. Central	70 <b>65</b>
												335	A	Florida A&M	51 <b>65</b>
												348	H	Delaware St.	50 <b>58</b>
LAST 12 Division I GAMES:															
263	N	Brown	68 <b>80</b>	328	H	Coppin St.	68 <b>66</b>	106	A	Cornell	56 <b>75</b>	40	A	Iowa St.	44 <b>90</b>
175	A	La Salle	64 <b>65</b>	40	A	Iowa St.	44 <b>90</b>	93	A	Virginia	53 <b>74</b>	155	H	Temple	48 <b>78</b>
280	H	Morgan St.	64 <b>77</b>	93	A	Virginia	53 <b>74</b>	155	H	Temple	48 <b>78</b>	294	A	LIU Brooklyn	74 <b>83</b>
247	A	Bethune-Cookman	53 <b>61</b>	155	H	Temple	48 <b>78</b>	294	A	LIU Brooklyn	74 <b>83</b>				
335	A	Florida A&M	51 <b>65</b>	294	A	LIU Brooklyn	74 <b>83</b>								
348	H	Delaware St.	50 <b>58</b>												

Non-Div I Games:

Howard

Average RPI Win:	253	WON-LOST	WINNING	LAST 10	STRENGTH OF	OPP. STRENGTH	TEAM	ADJ.	CONF.	ADJ CONF.
Average RPI Loss:	194	RECORD	PCT. RANK	GAMES	SCHEDULE	OF SCHEDULE	RPI	RPI	RPI	RPI
DIV. I ONLY	6- 14	280	2- 7	276	292	307	307	25	25	
DIV. I NON-CONF.	4- 7	219	1- 1	308	279	292	292	25	25	
TOTALS	RPI 1-25	RPI 26-50	W-L RECORDS	RPI 51-100	RPI 101-150	RPI 150+				
6- 14	0- 0	0- 0	OVERALL	0- 4	0- 1	6- 9				
5- 6	0- 0	0- 0	HOME	0- 2	0- 0	5- 4				
1- 8	0- 0	0- 0	AWAY	0- 2	0- 1	1- 5				
0- 0	0- 0	0- 0	NEUTRAL	0- 0	0- 0	0- 0				
4- 7	0- 0	0- 0	NON-CONFERENCE	0- 2	0- 1	4- 4				
3- 2	0- 0	0- 0	HOME	0- 0	0- 0	3- 2				
1- 5	0- 0	0- 0	AWAY	0- 2	0- 1	1- 2				
0- 0	0- 0	0- 0	NEUTRAL	0- 0	0- 0	0- 0				
2- 7	0- 0	0- 0	CONFERENCE	0- 2	0- 0	2- 5				
2- 4	0- 0	0- 0	HOME	0- 2	0- 0	2- 2				
0- 3	0- 0	0- 0	AWAY	0- 0	0- 0	0- 3				
0- 0	0- 0	0- 0	NEUTRAL	0- 0	0- 0	0- 0				

RPI	S	Opponent	Score	RPI	S	Opponent	Score	RPI	S	Opponent	Score	RPI	S	Opponent	Score	Team's RPI: 307
61	A	West Virginia	48	82	143	A	Indiana	37	80							
65	H	South Dakota St.	64	65	181	H	Northern Ky.	65	59							
80	H	South Dakota	72	73	188	H	Oral Roberts	73	63							
95	A	Illinois	63	70	205	H	Evansville	77	59							
					223	A	USC Upstate	73	85							
					227	H	Detroit	74	81							
					230	A	North Dakota St.	60	81							
					231	A	Western Ill.	55	59							
					231	H	Western Ill.	85	98							
					249	H	Oakland	84	92							
					251	A	IUPUI	68	78							
					272	H	Milwaukee	78	72							
					301	H	Denver	75	82							
					324	A	Coastal Caro.	63	90							
					327	H	Omaha	70	59							
					344	A	Chicago St.	79	62							
LAST 12 Division I GAMES:																
231	A	Western Ill.	55	59	65	H	South Dakota St.	64	65							
327	H	Omaha	70	59	251	A	IUPUI	68	78							
301	H	Denver	75	82	231	H	Western Ill.	85	98							
80	H	South Dakota	72	73	272	H	Milwaukee	78	72							
230	A	North Dakota St.	60	81	249	H	Oakland	84	92							
188	H	Oral Roberts	73	63	61	A	West Virginia	48	82							

Non-Div I Games: Grace (IN) 90 51 Trine 99 61

IPFW

Loss, Non-Conf, S Site, H Home A Away N Neutral

Average RPI Win: <b>221</b>	WON-LOST	WINNING	LAST 10	STRENGTH OF	OPP. STRENGTH	TEAM	ADJ.	CONF.	ADJ CONF.
Average RPI Loss: <b>177</b>	RECORD	PCT. RANK	GAMES	SCHEDULE	OF SCHEDULE	RPI	RPI	RPI	RPI
DIV. I ONLY	8- 12	228	5- 5	186	268	251	251	25	25
DIV. I NON-CONF.	3- 8	263	1- 1	114	250	262	262	25	25
TOTALS	RPI 1-25	RPI 26-50	W-L RECORDS	RPI 51-100	RPI 101-150	RPI 150+			
8- 12	0- 1	0- 0	OVERALL	2- 1	0- 2	6- 8			
8- 2	0- 1	0- 0	HOME	2- 0	0- 1	6- 0			
0- 8	0- 0	0- 0	AWAY	0- 1	0- 0	0- 6			
0- 2	0- 0	0- 0	NEUTRAL	0- 0	0- 0	0- 2			
3- 8	0- 1	0- 0	NON-CONFERENCE	0- 1	0- 2	3- 4			
3- 2	0- 1	0- 0	HOME	0- 0	0- 1	3- 0			
0- 4	0- 0	0- 0	AWAY	0- 1	0- 1	0- 2			
0- 2	0- 0	0- 0	NEUTRAL	0- 0	0- 0	0- 2			
5- 4	0- 0	0- 0	CONFERENCE	2- 0	0- 0	3- 4			
5- 0	0- 0	0- 0	HOME	2- 0	0- 0	3- 0			
0- 4	0- 0	0- 0	AWAY	0- 0	0- 0	0- 4			
0- 0	0- 0	0- 0	NEUTRAL	0- 0	0- 0	0- 0			

RPI 1-25				RPI 26-50				RPI 51-100				RPI 101+ Team's RPI: 251			
RPI	S	Opponent	Score	RPI	S	Opponent	Score	RPI	S	Opponent	Score	RPI	S	Opponent	Score
8	H	Louisville	69 <b>89</b>					65	H	South Dakota St.	68 67	105	H	Indiana St.	60 <b>61</b>
								80	H	South Dakota	68 43	143	A	Indiana	55 <b>68</b>
								94	A	Michigan St.	45 <b>64</b>	181	A	Northern Ky.	43 <b>57</b>
												182	H	SIUE	87 76
												185	A	Missouri St.	58 <b>68</b>
												188	A	Oral Roberts	72 <b>84</b>
												205	H	Evansville	62 50
												212	N	Montana St.	74 <b>80</b>
												221	N	Texas Southern	61 <b>71</b>
												230	A	North Dakota St.	63 <b>68</b>
												231	A	Western Ill.	62 <b>73</b>
												299	H	Eastern Ill.	66 44
												301	H	Denver	71 54
												307	H	IPFW	78 68
												327	A	Omaha	49 <b>66</b>
												327	H	Omaha	68 49
LAST 12 Division I GAMES:															
327	H	Omaha	68 49	65	H	South Dakota St.	68 67								
231	A	Western Ill.	62 <b>73</b>	230	A	North Dakota St.	63 <b>68</b>								
80	H	South Dakota	68 43	307	H	IPFW	78 68								
301	H	Denver	71 54	181	A	Northern Ky.	43 <b>57</b>								
327	A	Omaha	49 <b>66</b>	205	H	Evansville	62 50								
188	A	Oral Roberts	72 <b>84</b>	185	A	Missouri St.	58 <b>68</b>								

Non-Div I Games: Ind.-Southeast 95 45 Ind.-Kokomo 102 44

IUPUI

Loss, Non-Conf, S Site, H Home A Away N Neutral

## Idaho

Through Games Of Feb. 1, 2015

Average RPI Win:	273	WON-LOST	WINNING	LAST 10	STRENGTH OF	OPP. STRENGTH	TEAM	ADJ.	CONF.	ADJ CONF.
Average RPI Loss:	119	RECORD	PCT. RANK	GAMES	SCHEDULE	OF SCHEDULE	RPI	RPI	RPI	RPI
DIV. I ONLY	7- 10	220	1- 1	164	223	173	173	22	22	
DIV. I NON-CONF.	4- 5	188	1- 1	98	189	98	98	22	22	
TOTALS	RPI 1-25	RPI 26-50	W-L RECORDS	RPI 51-100	RPI 101-150	RPI 150+				
7- 10	0- 2	0- 0	OVERALL	0- 1	0- 4	7- 3				
2- 2	0- 0	0- 0	HOME	0- 1	0- 1	2- 0				
4- 8	0- 2	0- 0	AWAY	0- 0	0- 3	4- 3				
1- 0	0- 0	0- 0	NEUTRAL	0- 0	0- 0	1- 0				
4- 5	0- 2	0- 0	NON-CONFERENCE	0- 1	0- 2	4- 0				
0- 1	0- 0	0- 0	HOME	0- 1	0- 0	0- 0				
3- 4	0- 2	0- 0	AWAY	0- 0	0- 2	3- 0				
1- 0	0- 0	0- 0	NEUTRAL	0- 0	0- 0	1- 0				
3- 5	0- 0	0- 0	CONFERENCE	0- 0	0- 2	3- 3				
2- 1	0- 0	0- 0	HOME	0- 0	0- 1	2- 0				
1- 4	0- 0	0- 0	AWAY	0- 0	0- 1	1- 3				
0- 0	0- 0	0- 0	NEUTRAL	0- 0	0- 0	0- 0				

RPI 1-25				RPI 26-50				RPI 51-100				RPI 101+ Team's RPI: 173			
RPI	S	Opponent	Score	RPI	S	Opponent	Score	RPI	S	Opponent	Score	RPI	S	Opponent	Score
3	A	Baylor	70 88					69	H	San Diego	52 58	107	A	CSUN	50 67
9	A	Oregon St.	53 75									114	A	Toledo	67 80
												118	A	North Dakota	62 68
												142	H	Sacramento St.	89 107
												193	A	Eastern Wash.	65 71
												193	H	Eastern Wash.	71 58
												214	A	Northern Colo.	52 70
												215	A	Wyoming	77 66
												216	A	Idaho St.	50 71
												259	A	Weber St.	67 60
												287	H	Portland St.	77 49
												297	N	Southeast Mo. St.	78 62
												318	A	Seattle	65 50
												341	A	UC Santa Barbara	47 44
LAST 12 Division I GAMES:															
215	A	Wyoming	77 66	142	H	Sacramento St.	89 107								
69	H	San Diego	52 58	193	A	Eastern Wash.	65 71								
193	H	Eastern Wash.	71 58	259	A	Weber St.	67 60								
214	A	Northern Colo.	52 70	216	A	Idaho St.	50 71								
118	A	North Dakota	62 68	297	N	Southeast Mo. St.	78 62								
287	H	Portland St.	77 49	114	A	Toledo	67 80								

Non-Div I Games: Multnomah 104 19 Lewis-Clark St. 74 48

Idaho

Loss, Non-Conf, S Site, H Home A Away N Neutral

Average RPI Win:	248	WON-LOST	WINNING	LAST 10	STRENGTH OF	OPP. STRENGTH	TEAM	ADJ.	CONF.	ADJ CONF.
Average RPI Loss:	139	RECORD	PCT. RANK	GAMES	SCHEDULE	OF SCHEDULE	RPI	RPI	RPI	RPI
DIV. I ONLY	9- 10	186	6- 4	220	224	216	216	22	22	
DIV. I NON-CONF.	3- 6	233	1- 0	231	159	249	249	22	22	
TOTALS	RPI 1-25	RPI 26-50	W-L RECORDS	RPI 51-100	RPI 101-150	RPI 150+				
9- 10	0- 0	0- 2	OVERALL	0- 1	1- 3	8- 4				
5- 4	0- 0	0- 0	HOME	0- 1	1- 1	4- 2				
3- 5	0- 0	0- 2	AWAY	0- 0	0- 2	3- 1				
1- 1	0- 0	0- 0	NEUTRAL	0- 0	0- 0	1- 1				
3- 6	0- 0	0- 2	NON-CONFERENCE	0- 1	0- 1	3- 2				
1- 2	0- 0	0- 0	HOME	0- 1	0- 1	1- 0				
1- 3	0- 0	0- 2	AWAY	0- 0	0- 0	1- 1				
1- 1	0- 0	0- 0	NEUTRAL	0- 0	0- 0	1- 1				
6- 4	0- 0	0- 0	CONFERENCE	0- 0	1- 2	5- 2				
4- 2	0- 0	0- 0	HOME	0- 0	1- 0	3- 2				
2- 2	0- 0	0- 0	AWAY	0- 0	0- 2	2- 0				
0- 0	0- 0	0- 0	NEUTRAL	0- 0	0- 0	0- 0				

RPI S	Opponent	Score	RPI S	Opponent	Score	RPI S	Opponent	Score	RPI S	Opponent	Score	Team's RPI: 216
			42	A Gonzaga	63 88	73	H Drake	66 80	118	H North Dakota	75 69	
			43	A Washington St.	34 84				123	A Montana	65 77	
									127	H Boise St.	62 86	
									142	A Sacramento St.	53 84	
									173	H Idaho	71 50	
									193	H Eastern Wash.	75 88	
									204	N San Diego St.	53 68	
									212	A Montana St.	65 62	
									214	H Northern Colo.	70 61	
									222	A Utah	40 59	
									224	H Southern Utah	61 68	
									261	N Houston	73 67	
									287	A Portland St.	65 53	
									309	H Northern Ariz.	69 68	
									318	A Seattle	63 55	
									336	H Utah Valley	68 67	
LAST 12 Division I GAMES:												
			118	H North Dakota	75 69	123	A Montana	65 77				
			214	H Northern Colo.	70 61	212	A Montana St.	65 62				
			287	A Portland St.	65 53	193	H Eastern Wash.	75 88				
			142	A Sacramento St.	53 84	173	H Idaho	71 50				
			309	H Northern Ariz.	69 68	318	A Seattle	63 55				
			224	H Southern Utah	61 68	336	H Utah Valley	68 67				

Non-Div I Games: Col. of Idaho 81 48 Northwest Nazarene 88 69

Idaho St.

Loss, Non-Conf, S Site, H Home A Away N Neutral

## Ill.-Chicago

Through Games Of Feb. 1, 2015

Average RPI Win:	274	WON-LOST	WINNING	LAST 10	STRENGTH OF	OPP. STRENGTH	TEAM	ADJ.	CONF.	ADJ CONF.
Average RPI Loss:	112	RECORD	PCT. RANK	GAMES	SCHEDULE	OF SCHEDULE	RPI	RPI	RPI	RPI
DIV. I ONLY	11- 7	111	4- 5	298	226	192	192	12	12	
DIV. I NON-CONF.	8- 3	71	2- 2	285	315	146	146	12	12	
TOTALS	RPI 1-25	RPI 26-50	W-L RECORDS	RPI 51-100	RPI 101-150	RPI 150+				
11- 7	0- 1	0- 1	OVERALL	0- 2	0- 1	11- 2				
7- 2	0- 1	0- 0	HOME	0- 1	0- 0	7- 0				
4- 3	0- 0	0- 0	AWAY	0- 1	0- 0	4- 2				
0- 2	0- 0	0- 1	NEUTRAL	0- 0	0- 1	0- 0				
8- 3	0- 0	0- 1	NON-CONFERENCE	0- 1	0- 1	8- 0				
6- 0	0- 0	0- 0	HOME	0- 0	0- 0	6- 0				
2- 1	0- 0	0- 0	AWAY	0- 1	0- 0	2- 0				
0- 2	0- 0	0- 1	NEUTRAL	0- 0	0- 1	0- 0				
3- 4	0- 1	0- 0	CONFERENCE	0- 1	0- 0	3- 2				
1- 2	0- 1	0- 0	HOME	0- 1	0- 0	1- 0				
2- 2	0- 0	0- 0	AWAY	0- 0	0- 0	2- 2				
0- 0	0- 0	0- 0	NEUTRAL	0- 0	0- 0	0- 0				

RPI 1-25				RPI 26-50				RPI 51-100				RPI 101+ Team's RPI: 192			
RPI	S	Opponent	Score	RPI	S	Opponent	Score	RPI	S	Opponent	Score	RPI	S	Opponent	Score
18	H	Green Bay	45 64	35	N	Mississippi St.	36 73	51	A	Northwestern	40 61	125	N	Old Dominion	55 61
								55	H	Youngstown St.	66 69	182	H	SIUE	63 52
												227	A	Detroit	65 70
												231	H	Western Ill.	67 54
												239	H	Northern Ill.	61 47
												249	A	Oakland	75 60
												271	A	Valparaiso	86 56
												271	H	Valparaiso	60 42
												272	A	Milwaukee	63 64
												299	A	Eastern Ill.	78 66
												302	A	Miami (OH)	72 69
												310	H	Loyola Chicago	63 28
												320	H	Bradley	71 43
												344	H	Chicago St.	70 44
LAST 12 Division I GAMES:															
18	H	Green Bay	45 64	55	H	Youngstown St.	66 69	310	H	Loyola Chicago	63 28	125	N	Old Dominion	55 61
271	H	Valparaiso	60 42	35	N	Mississippi St.	36 73	344	H	Chicago St.	70 44	299	A	Eastern Ill.	78 66
272	A	Milwaukee	63 64												
249	A	Oakland	75 60												
227	A	Detroit	65 70												
271	A	Valparaiso	86 56												

Non-Div I Games: Robert Morris-S'fiel04 26 Ill.-Springfield 61 44

Ill.-Chicago

Loss, Non-Conf, S Site, H Home A Away N Neutral

Illinois

Through Games Of Feb. 1, 2015

Average RPI Win:	181	WON-LOST	WINNING	LAST 10	STRENGTH OF	OPP. STRENGTH	TEAM	ADJ.	CONF.	ADJ CONF.
Average RPI Loss:	46	RECORD	PCT. RANK	GAMES	SCHEDULE	OF SCHEDULE	RPI	RPI	RPI	RPI
DIV. I ONLY	11- 11	168	2- 8	41	29	95	95	4	4	
DIV. I NON-CONF.	9- 3	60	2- 0	101	125	58	58	1	1	
TOTALS	RPI 1-25	RPI 26-50	W-L RECORDS	RPI 51-100	RPI 101-150	RPI 150+				
11- 11	2- 2	0- 5	OVERALL	1- 3	1- 1	7- 0				
7- 4	1- 0	0- 1	HOME	1- 2	1- 1	4- 0				
3- 5	0- 1	0- 3	AWAY	0- 1	0- 0	3- 0				
1- 2	1- 1	0- 1	NEUTRAL	0- 0	0- 0	0- 0				
9- 3	1- 1	0- 2	NON-CONFERENCE	1- 0	1- 0	6- 0				
6- 0	0- 0	0- 0	HOME	1- 0	1- 0	4- 0				
2- 1	0- 0	0- 1	AWAY	0- 0	0- 0	2- 0				
1- 2	1- 1	0- 1	NEUTRAL	0- 0	0- 0	0- 0				
2- 8	1- 1	0- 3	CONFERENCE	0- 3	0- 1	1- 0				
1- 4	1- 0	0- 1	HOME	0- 2	0- 1	0- 0				
1- 4	0- 1	0- 2	AWAY	0- 1	0- 0	1- 0				
0- 0	0- 0	0- 0	NEUTRAL	0- 0	0- 0	0- 0				

RPI 1-25				RPI 26-50				RPI 51-100				Team's RPI: 95	RPI 101+			
RPI	S	Opponent	Score	RPI	S	Opponent	Score	RPI	S	Opponent	Score		RPI	S	Opponent	Score
4	A	Maryland	54 74	27	N	Oklahoma	76 78	51	H	Northwestern	67 68		129	H	Wisconsin	62 73
5	H	Iowa	73 61	29	A	Nebraska	57 59	54	H	Purdue	55 62		145	H	Memphis	60 58
11	N	Kentucky	77 71	29	H	Nebraska	53 58	93	H	Virginia	86 63		164	A	Southern Ill.	86 42
19	N	South Fla.	61 67	32	A	Seton Hall	72 82	94	A	Michigan St.	56 63		196	H	Robert Morris	66 48
				41	A	Michigan	57 70						199	A	Penn St.	91 76
LAST 12 Division I GAMES:																
129	H	Wisconsin	62 73	29	H	Nebraska	53 58									
29	A	Nebraska	57 59	5	H	Iowa	73 61									
41	A	Michigan	57 70	199	A	Penn St.	91 76									
51	H	Northwestern	67 68	54	H	Purdue	55 62									
4	A	Maryland	54 74	333	H	Murray St.	64 44									
94	A	Michigan St.	56 63	271	A	Valparaiso	80 58									

Non-Div I Games:

Illinois

Loss, Non-Conf, S Site, H Home A Away N Neutral



Average RPI Win:	310	WON-LOST	WINNING	LAST 10	STRENGTH OF	OPP. STRENGTH	TEAM	ADJ.	CONF.	ADJ CONF.
Average RPI Loss:	142	RECORD	PCT. RANK	GAMES	SCHEDULE	OF SCHEDULE	RPI	RPI	RPI	RPI
DIV. I ONLY	1- 19	347	1- 9	109	197	315	315	18	18	
DIV. I NON-CONF.	0- 11	338	0- 3	50	234	295	295	15	15	
TOTALS	RPI 1-25	RPI 26-50	W-L RECORDS	RPI 51-100	RPI 101-150	RPI 150+				
1- 19	0- 1	0- 0	OVERALL	0- 6	0- 3	1- 9				
1- 10	0- 1	0- 0	HOME	0- 2	0- 1	1- 6				
0- 8	0- 0	0- 0	AWAY	0- 4	0- 2	0- 2				
0- 1	0- 0	0- 0	NEUTRAL	0- 0	0- 0	0- 1				
0- 11	0- 1	0- 0	NON-CONFERENCE	0- 4	0- 1	0- 5				
0- 6	0- 1	0- 0	HOME	0- 2	0- 0	0- 3				
0- 4	0- 0	0- 0	AWAY	0- 2	0- 1	0- 1				
0- 1	0- 0	0- 0	NEUTRAL	0- 0	0- 0	0- 1				
1- 8	0- 0	0- 0	CONFERENCE	0- 2	0- 2	1- 4				
1- 4	0- 0	0- 0	HOME	0- 0	0- 1	1- 3				
0- 4	0- 0	0- 0	AWAY	0- 2	0- 1	0- 1				
0- 0	0- 0	0- 0	NEUTRAL	0- 0	0- 0	0- 0				

RPI 1-25				RPI 26-50				RPI 51-100				RPI 101+ Team's RPI: 315			
RPI	S	Opponent	Score	RPI	S	Opponent	Score	RPI	S	Opponent	Score	RPI	S	Opponent	Score
10	H	Arizona St.	44 89					53	A	Wichita St.	38 85	105	H	Indiana St.	36 60
								57	A	Miami (FL)	44 95	108	A	UNI	43 71
								73	A	Drake	51 86	129	A	Wisconsin	60 71
								77	A	Colorado St.	49 70	159	N	Buffalo	60 68
								81	H	DePaul	62 99	164	H	Southern Ill.	56 65
								97	H	Butler	60 72	172	H	UT Martin	46 79
												181	H	Northern Ky.	48 59
												185	A	Missouri St.	35 58
												205	H	Evansville	50 62
												239	A	Northern Ill.	51 55
												284	H	Bowling Green	54 58
												310	H	Loyola Chicago	72 56
												320	H	Bradley	55 58
LAST 12 Division I GAMES:															
310	H	Loyola Chicago	72 56	108	A	UNI	43 71								
320	H	Bradley	55 58	73	A	Drake	51 86								
185	A	Missouri St.	35 58	164	H	Southern Ill.	56 65								
53	A	Wichita St.	38 85	81	H	DePaul	62 99								
105	H	Indiana St.	36 60	97	H	Butler	60 72								
205	H	Evansville	50 62	284	H	Bowling Green	54 58								

Non-Div I Games:

Illinois St.

Average RPI Win:	296	WON-LOST	WINNING	LAST 10	STRENGTH OF	OPP. STRENGTH	TEAM	ADJ.	CONF.	ADJ CONF.
Average RPI Loss:	204	RECORD	PCT. RANK	GAMES	SCHEDULE	OF SCHEDULE	RPI	RPI	RPI	RPI
DIV. I ONLY	3- 12	310	2- 8	320	286	329	329	28	28	
DIV. I NON-CONF.	1- 6	316	0- 2	235	158	293	293	27	27	
TOTALS	RPI 1-25	RPI 26-50	W-L RECORDS	RPI 51-100	RPI 101-150	RPI 150+				
3- 12	0- 0	0- 0	OVERALL	0- 2	0- 1	3- 9				
2- 2	0- 0	0- 0	HOME	0- 0	0- 0	2- 2				
1- 9	0- 0	0- 0	AWAY	0- 0	0- 0	1- 0				
0- 1	0- 0	0- 0	NEUTRAL	0- 1	0- 0	0- 0				
1- 6	0- 0	0- 0	NON-CONFERENCE	0- 2	0- 1	1- 3				
0- 1	0- 0	0- 0	HOME	0- 0	0- 0	0- 1				
1- 4	0- 0	0- 0	AWAY	0- 1	0- 1	1- 2				
0- 1	0- 0	0- 0	NEUTRAL	0- 1	0- 0	0- 0				
2- 6	0- 0	0- 0	CONFERENCE	0- 0	0- 0	2- 6				
2- 1	0- 0	0- 0	HOME	0- 0	0- 0	2- 1				
0- 5	0- 0	0- 0	AWAY	0- 0	0- 0	0- 5				
0- 0	0- 0	0- 0	NEUTRAL	0- 0	0- 0	0- 0				

RPI S	Opponent	Score	RPI S	Opponent	Score	RPI S	Opponent	Score	RPI S	Opponent	Score	Team's RPI: 329
						68 A	Kansas	46 68	143 A	Indiana	49 85	
						86 N	Fordham	42 74	189 A	Tex.-Pan American	61 65	
									191 A	UTSA	31 57	
									208 A	Northwestern St.	51 73	
									209 H	McNeese St.	101 104	
									240 A	Nicholls St.	34 67	
									261 A	Houston	50 48	
									268 A	Abilene Christian	54 78	
									275 A	A&M-Corpus Christi	54 63	
									282 A	Sam Houston St.	55 59	
									283 H	Southeastern La.	82 70	
									286 H	Grand Canyon	67 72	
									345 H	New Orleans	71 59	
LAST 12 Division I GAMES:												
240 A	Nicholls St.	34 67	345 H	New Orleans	71 59							
275 A	A&M-Corpus Christi	54 63	282 A	Sam Houston St.	55 59							
268 A	Abilene Christian	54 78	286 H	Grand Canyon	67 72							
209 H	McNeese St.	101 104	189 A	Tex.-Pan American	61 65							
283 H	Southeastern La.	82 70	68 A	Kansas	46 68							
208 A	Northwestern St.	51 73	191 A	UTSA	31 57							

Non-Div I Games: Texas Wesleyan 66 74 St. Thomas (TX) 64 49 Our Lady Of The Lak92 104 Texas Lutheran 62 41

Incarnate Word

Loss, Non-Conf, S Site, H Home A Away N Neutral

## Indiana

Through Games Of Feb. 1, 2015

Average RPI Win:	220	WON-LOST	WINNING	LAST 10	STRENGTH OF	OPP. STRENGTH	TEAM	ADJ.	CONF.	ADJ CONF.
Average RPI Loss:	72	RECORD	PCT. RANK	GAMES	SCHEDULE	OF SCHEDULE	RPI	RPI	RPI	RPI
DIV. I ONLY	12- 8	117	3- 7	195	69	143	143	4	4	
DIV. I NON-CONF.	10- 1	16	3- 0	318	291	109	109	1	1	
TOTALS	RPI 1-25	RPI 26-50	W-L RECORDS	RPI 51-100	RPI 101-150	RPI 150+				
12- 8	0- 1	0- 3	OVERALL	1- 2	3- 1	8- 1				
9- 4	0- 1	0- 2	HOME	1- 0	2- 1	6- 0				
3- 4	0- 0	0- 1	AWAY	0- 2	1- 0	2- 1				
0- 0	0- 0	0- 0	NEUTRAL	0- 0	0- 0	0- 0				
10- 1	0- 0	0- 0	NON-CONFERENCE	0- 0	2- 1	8- 0				
7- 1	0- 0	0- 0	HOME	0- 0	1- 1	6- 0				
3- 0	0- 0	0- 0	AWAY	0- 0	1- 0	2- 0				
0- 0	0- 0	0- 0	NEUTRAL	0- 0	0- 0	0- 0				
2- 7	0- 1	0- 3	CONFERENCE	1- 2	1- 0	0- 1				
2- 3	0- 1	0- 2	HOME	1- 0	1- 0	0- 0				
0- 4	0- 0	0- 1	AWAY	0- 2	0- 0	0- 1				
0- 0	0- 0	0- 0	NEUTRAL	0- 0	0- 0	0- 0				

RPI 1-25				RPI 26-50				RPI 51-100				RPI 101+ Team's RPI: 143			
RPI	S	Opponent	Score	RPI	S	Opponent	Score	RPI	S	Opponent	Score	RPI	S	Opponent	Score
4	H	Maryland	74 84	33	A	Minnesota	61 65	54	A	Purdue	64 86	104	A	Boston College	76 67
				37	H	Ohio St.	49 103	94	A	Michigan St.	57 72	105	H	Indiana St.	61 65
				49	H	Rutgers	51 66	94	H	Michigan St.	70 51	121	H	East Tenn. St.	97 69
												129	H	Wisconsin	69 52
												199	A	Penn St.	75 79
												210	H	Morehead St.	98 57
												249	A	Oakland	88 61
												251	H	IUPUI	68 55
												271	H	Valparaiso	81 49
												272	A	Milwaukee	82 56
												305	H	Gardner-Webb	115 54
												307	H	IPFW	80 37
												329	H	Incarinate Word	85 49
LAST 12 Division I GAMES:															
				94	A	Michigan St.	57 72	54	A	Purdue	64 86				
				4	H	Maryland	74 84	94	H	Michigan St.	70 51				
				199	A	Penn St.	75 79	49	H	Rutgers	51 66				
				33	A	Minnesota	61 65	249	A	Oakland	88 61				
				129	H	Wisconsin	69 52	272	A	Milwaukee	82 56				
				37	H	Ohio St.	49 103	307	H	IPFW	80 37				

Non-Div I Games:

Indiana

■ Loss, 
 ■ Non-Conf, S Site, 
 ■ Home 
 ■ Away 
 N Neutral

Average RPI Win:	208	WON-LOST	WINNING	LAST 10	STRENGTH OF	OPP. STRENGTH	TEAM	ADJ.	CONF.	ADJ CONF.
Average RPI Loss:	105	RECORD	PCT. RANK	GAMES	SCHEDULE	OF SCHEDULE	RPI	RPI	RPI	RPI
DIV. I ONLY	13- 6	67	1- 0	233	126	105	105	18	18	
DIV. I NON-CONF.	9- 1	21	0- 0	147	119	35	35	15	15	
TOTALS	RPI 1-25	RPI 26-50	W-L RECORDS	RPI 51-100	RPI 101-150	RPI 150+				
13- 6	0- 0	0- 1	OVERALL	2- 2	2- 1	9- 2				
5- 3	0- 0	0- 1	HOME	0- 1	1- 1	4- 0				
7- 3	0- 0	0- 0	AWAY	2- 1	1- 0	4- 2				
1- 0	0- 0	0- 0	NEUTRAL	0- 0	0- 0	1- 0				
9- 1	0- 0	0- 1	NON-CONFERENCE	2- 0	2- 0	5- 0				
2- 1	0- 0	0- 1	HOME	0- 0	1- 0	1- 0				
6- 0	0- 0	0- 0	AWAY	2- 0	1- 0	3- 0				
1- 0	0- 0	0- 0	NEUTRAL	0- 0	0- 0	1- 0				
4- 5	0- 0	0- 0	CONFERENCE	0- 2	0- 1	4- 2				
3- 2	0- 0	0- 0	HOME	0- 1	0- 1	3- 0				
1- 3	0- 0	0- 0	AWAY	0- 1	0- 0	1- 2				
0- 0	0- 0	0- 0	NEUTRAL	0- 0	0- 0	0- 0				

RPI 1-25				RPI 26-50				RPI 51-100				RPI 101+				Team's RPI: 105	
RPI	S	Opponent	Score	RPI	S	Opponent	Score	RPI	S	Opponent	Score	RPI	S	Opponent	Score		
				47	H	Stetson	52 62	53	A	Wichita St.	52 63	108	H	UNI	55 57		
								66	A	St. John's (NY)	73 67	121	H	East Tenn. St.	76 69		
								73	H	Drake	65 72	143	A	Indiana	65 61		
								97	A	Butler	66 51	158	A	Saint Louis	68 58		
												158	H	Saint Louis	63 60		
												164	A	Southern Ill.	53 65		
												185	A	Missouri St.	66 74		
												205	H	Evansville	67 52		
												251	A	IUPUI	61 60		
												255	N	SMU	64 55		
												310	H	Loyola Chicago	64 37		
												311	A	South Ala.	74 53		
												315	A	Illinois St.	60 36		
												320	H	Bradley	64 50		
LAST 12 Division I GAMES:																	
				315	A	Illinois St.	60 36	320	H	Bradley	64 50						
				205	H	Evansville	67 52	185	A	Missouri St.	66 74						
				108	H	UNI	55 57	53	A	Wichita St.	52 63						
				73	H	Drake	65 72	66	A	St. John's (NY)	73 67						
				164	A	Southern Ill.	53 65	255	N	SMU	64 55						
				310	H	Loyola Chicago	64 37	158	A	Saint Louis	68 58						

Non-Div I Games: Indianapolis 62 43

Indiana St.

Average RPI Win:	236	WON-LOST	WINNING	LAST 10	STRENGTH OF	OPP. STRENGTH	TEAM	ADJ.	CONF.	ADJ CONF.
Average RPI Loss:	161	RECORD	PCT. RANK	GAMES	SCHEDULE	OF SCHEDULE	RPI	RPI	RPI	RPI
DIV. I ONLY	11- 10	158	7- 3	243	260	190	190	24	24	
DIV. I NON-CONF.	3- 6	233	0- 2	80	231	186	186	23	23	
TOTALS	RPI 1-25	RPI 26-50	W-L RECORDS	RPI 51-100	RPI 101-150	RPI 150+				
11- 10	0- 0	0- 1	OVERALL	1- 2	0- 2	10- 5				
5- 4	0- 0	0- 1	HOME	0- 0	0- 1	5- 2				
6- 6	0- 0	0- 0	AWAY	1- 2	0- 1	5- 3				
0- 0	0- 0	0- 0	NEUTRAL	0- 0	0- 0	0- 0				
3- 6	0- 0	0- 1	NON-CONFERENCE	1- 2	0- 1	2- 2				
2- 2	0- 0	0- 1	HOME	0- 0	0- 0	2- 1				
1- 4	0- 0	0- 0	AWAY	1- 2	0- 1	0- 1				
0- 0	0- 0	0- 0	NEUTRAL	0- 0	0- 0	0- 0				
8- 4	0- 0	0- 0	CONFERENCE	0- 0	0- 1	8- 3				
3- 2	0- 0	0- 0	HOME	0- 0	0- 1	3- 1				
5- 2	0- 0	0- 0	AWAY	0- 0	0- 0	5- 2				
0- 0	0- 0	0- 0	NEUTRAL	0- 0	0- 0	0- 0				

RPI S	Opponent	Score	RPI S	Opponent	Score	RPI S	Opponent	Score	RPI S	Opponent	Score	Team's RPI: 190
49	H Rutgers	58 66	64	A Pacific	49 64	121	A East Tenn. St.	64 76	126	H Marist	58 63	
			68	A Kansas	49 90	152	A Fairfield	66 77	177	A Siena	79 50	
			86	A Fordham	72 51	200	H Stony Brook	73 62	220	H Sacred Heart	80 82	
						238	A Monmouth	74 75	238	H Monmouth	71 58	
						243	H UCF	75 67	244	A Niagara	83 72	
						245	A Canisius	80 62	245	H Canisius	85 75	
						284	A Bowling Green	59 80	285	A Rider	71 51	
						285	H Rider	81 85	304	A Manhattan	79 62	
						330	H Saint Peter's	77 43				
LAST 12 Division I GAMES:												
126	H Marist	58 63	330	H Saint Peter's	77 43							
152	A Fairfield	66 77	304	A Manhattan	79 62							
245	A Canisius	80 62	245	H Canisius	85 75							
244	A Niagara	83 72	238	H Monmouth	71 58							
285	H Rider	81 85	121	A East Tenn. St.	64 76							
177	A Siena	79 50	49	H Rutgers	58 66							

Non-Div I Games:

Iona

■ Loss, 
 ■ Non-Conf, 
 S Site, 
 ■ Home 
 ■ Away 
 N Neutral

Average RPI Win: 92		WON-LOST	WINNING	LAST 10	STRENGTH OF	OPP. STRENGTH	TEAM	ADJ.	CONF.	ADJ CONF.
Average RPI Loss: 40		RECORD	PCT. RANK	GAMES	SCHEDULE	OF SCHEDULE	RPI	RPI	RPI	RPI
DIV. I ONLY		17- 4	26	8- 2	8	4	5	5	4	4
DIV. I NON-CONF.		9- 2	35	2- 0	13	9	8	8	1	1
TOTALS		RPI 1-25	RPI 26-50		W-L RECORDS		RPI 51-100	RPI 101-150	RPI 150+	
17- 4	1- 2	5- 0		OVERALL		5- 2	2- 0	4- 0		
12- 0	1- 0	3- 0		HOME		2- 0	2- 0	4- 0		
4- 3	0- 2	1- 0		AWAY		3- 1	0- 0	0- 0		
1- 1	0- 0	1- 0		NEUTRAL		0- 1	0- 0	0- 0		
9- 2	1- 1	2- 0		NON-CONFERENCE		1- 1	2- 0	3- 0		
7- 0	1- 0	1- 0		HOME		0- 0	2- 0	3- 0		
1- 1	0- 1	0- 0		AWAY		1- 0	0- 0	0- 0		
1- 1	0- 0	1- 0		NEUTRAL		0- 1	0- 0	0- 0		
8- 2	0- 1	3- 0		CONFERENCE		4- 1	0- 0	1- 0		
5- 0	0- 0	2- 0		HOME		2- 0	0- 0	1- 0		
3- 2	0- 1	1- 0		AWAY		2- 1	0- 0	0- 0		
0- 0	0- 0	0- 0		NEUTRAL		0- 0	0- 0	0- 0		

RPI	S	Opponent	Score	RPI	S	Opponent	Score	RPI	S	Opponent	Score	RPI	S	Opponent	Score
4	A	Maryland	88 93	29	H	Nebraska	78 72	51	A	Northwestern	102 99	102	H	Colorado	78 63
8	A	Louisville	52 86	40	H	Iowa St.	76 67	51	H	Northwestern	83 70	108	H	UNI	73 45
12	H	Dayton	90 83	41	H	Michigan	76 70	52	N	Arkansas	67 77	196	H	Robert Morris	85 67
				42	N	Gonzaga	79 67	54	H	Purdue	73 59	197	H	Pepperdine	97 68
				49	A	Rutgers	79 72	73	A	Drake	100 98	199	H	Penn St.	77 52
								94	A	Michigan St.	52 50	223	H	USC Upstate	107 56
								95	A	Illinois	61 73				
LAST 12 Division I GAMES:															
4	A	Maryland	88 93	54	H	Purdue	73 59								
51	A	Northwestern	102 99	95	A	Illinois	61 73								
29	H	Nebraska	78 72	49	A	Rutgers	79 72								
41	H	Michigan	76 70	199	H	Penn St.	77 52								
94	A	Michigan St.	52 50	73	A	Drake	100 98								
51	H	Northwestern	83 70	40	H	Iowa St.	76 67								

Non-Div I Games:

Iowa

Average RPI Win:	155	WON-LOST	WINNING	LAST 10	STRENGTH OF	OPP. STRENGTH	TEAM	ADJ.	CONF.	ADJ CONF.
Average RPI Loss:	48	RECORD	PCT. RANK	GAMES	SCHEDULE	OF SCHEDULE	RPI	RPI	RPI	RPI
DIV. I ONLY	14- 6	63	6- 4	34	46	40	40	1	1	
DIV. I NON-CONF.	9- 2	35	3- 0	201	185	65	65	2	2	
TOTALS	RPI 1-25	RPI 26-50	W-L RECORDS	RPI 51-100	RPI 101-150	RPI 150+				
14- 6	2- 2	0- 0	OVERALL	4- 4	1- 0	7- 0				
11- 2	1- 0	0- 0	HOME	3- 2	1- 0	6- 0				
2- 4	1- 2	0- 0	AWAY	1- 2	0- 0	0- 0				
1- 0	0- 0	0- 0	NEUTRAL	0- 0	0- 0	1- 0				
9- 2	0- 1	0- 0	NON-CONFERENCE	1- 1	1- 0	7- 0				
8- 0	0- 0	0- 0	HOME	1- 0	1- 0	6- 0				
0- 2	0- 1	0- 0	AWAY	0- 1	0- 0	0- 0				
1- 0	0- 0	0- 0	NEUTRAL	0- 0	0- 0	1- 0				
5- 4	2- 1	0- 0	CONFERENCE	3- 3	0- 0	0- 0				
3- 2	1- 0	0- 0	HOME	2- 2	0- 0	0- 0				
2- 2	1- 1	0- 0	AWAY	1- 1	0- 0	0- 0				
0- 0	0- 0	0- 0	NEUTRAL	0- 0	0- 0	0- 0				

RPI 1-25				RPI 26-50		Team's RPI: 40		RPI 51-100				RPI 101+			
RPI	S	Opponent	Score	RPI	S	Opponent	Score	RPI	S	Opponent	Score	RPI	S	Opponent	Score
3	A	Baylor	47 79					58	A	St. Mary's (CA)	63 67	122	H	UC Riverside	71 54
5	A	Iowa	67 76					62	A	Kansas St.	79 59	152	H	Fairfield	76 63
21	A	Texas	58 57					62	H	Kansas St.	60 55	200	H	Stony Brook	74 64
21	H	Texas	59 57					68	H	Kansas	56 61	215	N	Wyoming	84 63
								72	A	TCU	84 86	223	H	USC Upstate	98 76
								72	H	TCU	80 62	277	H	Cincinnati	85 54
								73	H	Drake	84 67	337	H	Ark.-Pine Bluff	82 56
								82	H	Oklahoma St.	62 63	339	H	Howard	90 44
LAST 12 Division I GAMES:															
				82	H	Oklahoma St.	62 63	21	H	Texas	59 57				
				68	H	Kansas	56 61	72	A	TCU	84 86				
				21	A	Texas	58 57	62	H	Kansas St.	60 55				
				72	H	TCU	80 62	122	H	UC Riverside	71 54				
				62	A	Kansas St.	79 59	339	H	Howard	90 44				
				3	A	Baylor	47 79	152	H	Fairfield	76 63				

Non-Div I Games:

Iowa St.

■ Loss, 
 ■ Non-Conf, S Site, 
 ■ Home 
 ■ Away 
 N Neutral

Average RPI Win:	307	WON-LOST	WINNING	LAST 10	STRENGTH OF	OPP. STRENGTH	TEAM	ADJ.	CONF.	ADJ CONF.
Average RPI Loss:	201	RECORD	PCT. RANK	GAMES	SCHEDULE	OF SCHEDULE	RPI	RPI	RPI	RPI
DIV. I ONLY	6- 13	275	4- 6	330	339	292	292	33	33	
DIV. I NON-CONF.	3- 8	263	1- 3	247	285	265	265	32	32	
TOTALS	RPI 1-25	RPI 26-50	W-L RECORDS	RPI 51-100	RPI 101-150	RPI 150+				
6- 13	0- 0	0- 0	OVERALL	0- 3	0- 1	6- 9				
1- 2	0- 0	0- 0	HOME	0- 0	0- 0	1- 2				
4- 9	0- 0	0- 0	AWAY	0- 0	0- 0	4- 1				
1- 2	0- 0	0- 0	NEUTRAL	0- 1	0- 0	1- 1				
3- 8	0- 0	0- 0	NON-CONFERENCE	0- 3	0- 1	3- 4				
1- 0	0- 0	0- 0	HOME	0- 0	0- 0	1- 0				
1- 6	0- 0	0- 0	AWAY	0- 2	0- 1	1- 3				
1- 2	0- 0	0- 0	NEUTRAL	0- 1	0- 0	1- 1				
3- 5	0- 0	0- 0	CONFERENCE	0- 0	0- 0	3- 5				
0- 2	0- 0	0- 0	HOME	0- 0	0- 0	0- 2				
3- 3	0- 0	0- 0	AWAY	0- 0	0- 0	3- 3				
0- 0	0- 0	0- 0	NEUTRAL	0- 0	0- 0	0- 0				

RPI 1-25				RPI 26-50				RPI 51-100				RPI 101+ Team's RPI: 292					
RPI	S	Opponent	Score	RPI	S	Opponent	Score	RPI	S	Opponent	Score	RPI	S	Opponent	Score		
								59	A	Arkansas St.	60	92	148	A	La.-Lafayette	56	65
								70	N	Duquesne	72	90	180	A	Jacksonville St.	57	64
								79	A	LSU	44	52	198	A	Mercer	48	80
													206	A	Prairie View	65	82
													208	H	Northwestern St.	62	61
													221	A	Texas Southern	53	70
													248	A	Lipscomb	45	72
													266	N	Central Ark.	45	56
													267	H	Southern U.	61	77
													296	A	Grambling	64	55
													319	A	Alabama St.	90	85
													326	H	Alcorn	69	76
													333	N	Murray St.	90	81
													342	A	Alabama A&M	75	71
													344	A	Chicago St.	70	60
													346	A	Mississippi Val.	71	74
LAST 12 Division I GAMES:																	
346	A	Mississippi Val.	71	74	319	A	Alabama St.	90	85								
296	A	Grambling	64	55	342	A	Alabama A&M	75	71								
221	A	Texas Southern	53	70	148	A	La.-Lafayette	56	65								
206	A	Prairie View	65	82	208	H	Northwestern St.	62	61								
267	H	Southern U.	61	77	248	A	Lipscomb	45	72								
326	H	Alcorn	69	76	180	A	Jacksonville St.	57	64								

Non-Div I Games:

Jackson St.



Jacksonville

Through Games Of Feb. 1, 2015

Average RPI Win: <b>229</b>	WON-LOST	WINNING	LAST 10	STRENGTH OF	OPP. STRENGTH	TEAM	ADJ.	CONF.	ADJ CONF.
Average RPI Loss: <b>161</b>	RECORD	PCT. RANK	GAMES	SCHEDULE	OF SCHEDULE	RPI	RPI	RPI	RPI
DIV. I ONLY	5- 13	291	3- 6	194	160	260	260	11	11
DIV. I NON-CONF.	3- 8	263	1- 3	298	143	289	289	13	13
TOTALS	RPI 1-25	RPI 26-50	W-L RECORDS	RPI 51-100	RPI 101-150	RPI 150+			
5- 13	0- 2	0- 2	OVERALL	0- 1	1- 0	4- 8			
3- 4	0- 1	0- 1	HOME	0- 0	0- 0	3- 2			
2- 9	0- 1	0- 1	AWAY	0- 1	1- 0	1- 6			
0- 0	0- 0	0- 0	NEUTRAL	0- 0	0- 0	0- 0			
3- 8	0- 1	0- 1	NON-CONFERENCE	0- 1	0- 0	3- 5			
2- 1	0- 0	0- 1	HOME	0- 0	0- 0	2- 0			
1- 7	0- 1	0- 0	AWAY	0- 1	0- 0	1- 5			
0- 0	0- 0	0- 0	NEUTRAL	0- 0	0- 0	0- 0			
2- 5	0- 1	0- 1	CONFERENCE	0- 0	1- 0	1- 3			
1- 3	0- 1	0- 0	HOME	0- 0	0- 0	1- 2			
1- 2	0- 0	0- 1	AWAY	0- 0	1- 0	0- 1			
0- 0	0- 0	0- 0	NEUTRAL	0- 0	0- 0	0- 0			

RPI 1-25				RPI 26-50				RPI 51-100				RPI 101+ Team's RPI: 260			
RPI	S	Opponent	Score	RPI	S	Opponent	Score	RPI	S	Opponent	Score	RPI	S	Opponent	Score
14	A	Florida St.	46 <b>73</b>	34	H	Syracuse	61 <b>77</b>	57	A	Miami (FL)	36 <b>65</b>	140	A	Kennesaw St.	78 64
22	H	FGCU	37 <b>60</b>	47	A	Stetson	47 <b>73</b>					166	A	Florida	73 <b>84</b>
												181	H	Northern Ky.	59 <b>70</b>
												203	A	Savannah St.	45 41
												223	A	USC Upstate	64 <b>66</b>
												232	H	North Florida	54 52
												242	A	Tennessee St.	61 <b>64</b>
												243	A	UCF	59 <b>71</b>
												247	H	Bethune-Cookman	64 51
												248	H	Lipscomb	63 <b>75</b>
												288	A	Ga. Southern	65 <b>78</b>
												322	H	FIU	76 64
												333	A	Murray St.	62 <b>80</b>
LAST 12 Division I GAMES:															
140	A	Kennesaw St.	78 64	232	H	North Florida	54 52	203	A	Savannah St.	45 41	14	A	Florida St.	46 <b>73</b>
223	A	USC Upstate	64 <b>66</b>	47	A	Stetson	47 <b>73</b>	333	A	Murray St.	62 <b>80</b>	242	A	Tennessee St.	61 <b>64</b>
181	H	Northern Ky.	59 <b>70</b>					322	H	FIU	76 64				
248	H	Lipscomb	63 <b>75</b>												
22	H	FGCU	37 <b>60</b>												

Non-Div I Games: Trinity Baptist 98 24 Thomas (GA) 65 38

Jacksonville

Loss, Non-Conf, S Site, H Home A Away N Neutral

Average RPI Win:	256	WON-LOST	WINNING	LAST 10	STRENGTH OF	OPP. STRENGTH	TEAM	ADJ.	CONF.	ADJ CONF.
Average RPI Loss:	206	RECORD	PCT. RANK	GAMES	SCHEDULE	OF SCHEDULE	RPI	RPI	RPI	RPI
DIV. I ONLY	15- 7	69	6- 4	329	324	180	180	26	26	
DIV. I NON-CONF.	9- 3	60	2- 0	328	338	139	139	26	26	
TOTALS	RPI 1-25	RPI 26-50	W-L RECORDS	RPI 51-100	RPI 101-150	RPI 150+				
15- 7	0- 0	0- 0	OVERALL	0- 0	1- 2	14- 5				
9- 1	0- 0	0- 0	HOME	0- 0	0- 0	9- 1				
4- 6	0- 0	0- 0	AWAY	0- 0	0- 2	4- 4				
2- 0	0- 0	0- 0	NEUTRAL	0- 0	1- 0	1- 0				
9- 3	0- 0	0- 0	NON-CONFERENCE	0- 0	1- 2	8- 1				
5- 0	0- 0	0- 0	HOME	0- 0	0- 0	5- 0				
2- 3	0- 0	0- 0	AWAY	0- 0	0- 2	2- 1				
2- 0	0- 0	0- 0	NEUTRAL	0- 0	1- 0	1- 0				
6- 4	0- 0	0- 0	CONFERENCE	0- 0	0- 0	6- 4				
4- 1	0- 0	0- 0	HOME	0- 0	0- 0	4- 1				
2- 3	0- 0	0- 0	AWAY	0- 0	0- 0	2- 3				
0- 0	0- 0	0- 0	NEUTRAL	0- 0	0- 0	0- 0				

RPI 1-25			RPI 26-50			RPI 51-100			RPI 101+ Team's RPI: 180		
RPI	S	Opponent	Score	RPI	S	Opponent	Score	RPI	S	Opponent	Score
								111	A	Texas Tech	59 67
								121	N	East Tenn. St.	57 56
								140	A	Kennesaw St.	65 67
								153	A	Alabama	64 62
								172	A	UT Martin	47 67
								182	A	SIUE	72 69
								194	A	Belmont	66 70
								198	H	Mercer	67 66
								210	H	Morehead St.	72 64
								234	H	Austin Peay	54 57
								242	A	Tennessee St.	63 50
								252	H	Eastern Ky.	73 53
								266	A	Central Ark.	63 54
								288	H	Ga. Southern	78 52
								291	A	South Carolina St.	52 55
								292	H	Jackson St.	64 57
								297	H	Southeast Mo. St.	70 34
								299	A	Eastern Ill.	63 66
								316	H	Wofford	70 55
								333	H	Murray St.	78 73
								345	H	New Orleans	65 51
								349	N	Charleston So.	70 43
LAST 12 Division I GAMES:											
242	A	Tennessee St.	63 50	333	H	Murray St.	78 73				
252	H	Eastern Ky.	73 53	234	H	Austin Peay	54 57				
210	H	Morehead St.	72 64	299	A	Eastern Ill.	63 66				
194	A	Belmont	66 70	182	A	SIUE	72 69				
172	A	UT Martin	47 67	198	H	Mercer	67 66				
297	H	Southeast Mo. St.	70 34	121	N	East Tenn. St.	57 56				

Non-Div I Games:

Jacksonville St.

Average RPI Win:	150	WON-LOST	WINNING	LAST 10	STRENGTH OF	OPP. STRENGTH	TEAM	ADJ.	CONF.	ADJ CONF.
Average RPI Loss:	24	RECORD	PCT. RANK	GAMES	SCHEDULE	OF SCHEDULE	RPI	RPI	RPI	RPI
DIV. I ONLY	18- 2	13	2- 0	113	39	25	25	13	13	
DIV. I NON-CONF.	9- 2	35	2- 0	65	4	18	18	10	10	
TOTALS	RPI 1-25	RPI 26-50	W-L RECORDS	RPI 51-100	RPI 101-150	RPI 150+				
18- 2	0- 1	2- 1	OVERALL	7- 0	1- 0	8- 0				
10- 0	0- 0	1- 0	HOME	5- 0	1- 0	3- 0				
7- 1	0- 0	1- 0	AWAY	2- 0	0- 0	4- 0				
1- 1	0- 1	0- 0	NEUTRAL	0- 0	0- 0	1- 0				
9- 2	0- 1	2- 1	NON-CONFERENCE	4- 0	1- 0	2- 0				
5- 0	0- 0	1- 0	HOME	3- 0	1- 0	0- 0				
3- 1	0- 0	1- 1	AWAY	1- 0	0- 0	1- 0				
1- 1	0- 1	0- 0	NEUTRAL	0- 0	0- 0	1- 0				
9- 0	0- 0	0- 0	CONFERENCE	3- 0	0- 0	6- 0				
5- 0	0- 0	0- 0	HOME	2- 0	0- 0	3- 0				
4- 0	0- 0	0- 0	AWAY	1- 0	0- 0	3- 0				
0- 0	0- 0	0- 0	NEUTRAL	0- 0	0- 0	0- 0				

RPI 1-25				Team's RPI: 25		RPI 26-50				RPI 51-100				RPI 101+					
RPI	S	Opponent	Score		RPI	S	Opponent	Score		RPI	S	Opponent	Score		RPI	S	Opponent	Score	
4	N	Maryland	64	80	39	H	Pittsburgh	80	64	67	H	Drexel	66	51	149	H	St. Bonaventure	76	43
					44	A	Vanderbilt	62	66	84	H	UCLA	91	87	162	A	William & Mary	65	43
					50	A	Ohio	69	62	86	H	Hampton	85	53	162	H	William & Mary	92	50
										90	A	American	69	65	219	H	Towson	67	66
										96	H	Richmond	79	68	236	A	Davidson	73	57
										99	A	Elon	68	51	261	N	Houston	84	60
										99	H	Elon	89	60	265	H	UNCW	74	57
															269	A	Northeastern	77	55
															270	A	Col. of Charleston	73	53
LAST 12 Division I GAMES:																			
					96	H	Richmond	79	68	99	A	Elon	68	51					
					84	H	UCLA	91	87	162	A	William & Mary	65	43					
					99	H	Elon	89	60	269	A	Northeastern	77	55					
					270	A	Col. of Charleston	73	53	265	H	UNCW	74	57					
					162	H	William & Mary	92	50	219	H	Towson	67	66					
					67	H	Drexel	66	51	44	A	Vanderbilt	62	66					

Non-Div I Games:

James Madison

Kansas

Through Games Of Feb. 1, 2015

Average RPI Win:	142	WON-LOST	WINNING	LAST 10	STRENGTH OF	OPP. STRENGTH	TEAM	ADJ.	CONF.	ADJ CONF.
Average RPI Loss:	49	RECORD	PCT. RANK	GAMES	SCHEDULE	OF SCHEDULE	RPI	RPI	RPI	RPI
DIV. I ONLY	12- 10	149	4- 6	14	23	68	68	1	1	
DIV. I NON-CONF.	9- 4	84	2- 1	95	69	82	82	2	2	
TOTALS	RPI 1-25	RPI 26-50	W-L RECORDS	RPI 51-100	RPI 101-150	RPI 150+				
12- 10	1- 4	1- 1	OVERALL	3- 4	1- 0	6- 1				
10- 4	1- 1	0- 1	HOME	3- 1	0- 0	6- 1				
2- 5	0- 2	1- 0	AWAY	0- 3	1- 0	0- 0				
0- 1	0- 1	0- 0	NEUTRAL	0- 0	0- 0	0- 0				
9- 4	1- 1	0- 0	NON-CONFERENCE	2- 2	0- 0	6- 1				
9- 1	1- 0	0- 0	HOME	2- 0	0- 0	6- 1				
0- 2	0- 0	0- 0	AWAY	0- 2	0- 0	0- 0				
0- 1	0- 1	0- 0	NEUTRAL	0- 0	0- 0	0- 0				
3- 6	0- 3	1- 1	CONFERENCE	1- 2	1- 0	0- 0				
1- 3	0- 1	0- 1	HOME	1- 1	0- 0	0- 0				
2- 3	0- 2	1- 0	AWAY	0- 1	1- 0	0- 0				
0- 0	0- 0	0- 0	NEUTRAL	0- 0	0- 0	0- 0				

RPI 1-25				RPI 26-50				RPI 51-100 Team's RPI: 68				RPI 101+			
RPI	S	Opponent	Score	RPI	S	Opponent	Score	RPI	S	Opponent	Score	RPI	S	Opponent	Score
2	N	Notre Dame	47 89	27	H	Oklahoma	57 69	54	A	Purdue	48 61	111	A	Texas Tech	68 66
3	A	Baylor	58 66	40	A	Iowa St.	61 56	59	H	Arkansas St.	62 48	153	H	Alabama	80 85
3	H	Baylor	63 71					61	H	West Virginia	65 59	155	H	Temple	76 56
21	A	Texas	46 60					62	A	Kansas St.	52 58	160	H	Samford	66 44
23	H	California	62 39					72	H	TCU	63 80	190	H	Iona	90 49
								80	H	South Dakota	68 60	221	H	Texas Southern	69 44
								88	A	Creighton	81 84	276	H	Georgetown	55 42
												329	H	Incarnate Word	68 46
LAST 12 Division I GAMES:															
3	A	Baylor	58 66	62	A	Kansas St.	52 58								
40	A	Iowa St.	61 56	27	H	Oklahoma	57 69								
61	H	West Virginia	65 59	21	A	Texas	46 60								
111	A	Texas Tech	68 66	160	H	Samford	66 44								
3	H	Baylor	63 71	88	A	Creighton	81 84								
72	H	TCU	63 80	59	H	Arkansas St.	62 48								

Non-Div I Games:

Kansas

Loss, Non-Conf, S Site, H Home A Away N Neutral

Average RPI Win:	189	WON-LOST	WINNING	LAST 10	STRENGTH OF	OPP. STRENGTH	TEAM	ADJ.	CONF.	ADJ CONF.
Average RPI Loss:	40	RECORD	PCT. RANK	GAMES	SCHEDULE	OF SCHEDULE	RPI	RPI	RPI	RPI
DIV. I ONLY	12- 7	97	0- 0	37	80	62	62	1	1	
DIV. I NON-CONF.	9- 1	21	0- 0	215	305	63	63	2	2	
TOTALS	RPI 1-25	RPI 26-50	W-L RECORDS	RPI 51-100	RPI 101-150	RPI 150+				
12- 7	0- 2	0- 2	OVERALL	3- 3	1- 0	8- 0				
10- 2	0- 1	0- 1	HOME	3- 0	0- 0	7- 0				
1- 5	0- 1	0- 1	AWAY	0- 3	1- 0	0- 0				
1- 0	0- 0	0- 0	NEUTRAL	0- 0	0- 0	1- 0				
9- 1	0- 0	0- 0	NON-CONFERENCE	1- 1	0- 0	8- 0				
8- 0	0- 0	0- 0	HOME	1- 0	0- 0	7- 0				
0- 1	0- 0	0- 0	AWAY	0- 1	0- 0	0- 0				
1- 0	0- 0	0- 0	NEUTRAL	0- 0	0- 0	1- 0				
3- 6	0- 2	0- 2	CONFERENCE	2- 2	1- 0	0- 0				
2- 2	0- 1	0- 1	HOME	2- 0	0- 0	0- 0				
1- 4	0- 1	0- 1	AWAY	0- 2	1- 0	0- 0				
0- 0	0- 0	0- 0	NEUTRAL	0- 0	0- 0	0- 0				

RPI 1-25				RPI 26-50				RPI 51-100				RPI 101+			
RPI	S	Opponent	Score	RPI	S	Opponent	Score	RPI	S	Opponent	Score	RPI	S	Opponent	Score
3	A	Baylor	46 68	40	A	Iowa St.	55 60	53	A	Wichita St.	48 51	111	A	Texas Tech	41 38
3	H	Baylor	44 74	40	H	Iowa St.	59 79	61	A	West Virginia	51 63	160	H	Samford	60 41
								68	H	Kansas	58 52	182	H	SIUE	81 55
								82	A	Oklahoma St.	47 69	188	H	Oral Roberts	53 47
								82	H	Oklahoma St.	52 51	228	H	Texas-Arlington	45 41
								86	H	Hampton	66 46	254	N	UTEP	72 43
												268	H	Abilene Christian	68 53
												296	H	Grambling	61 38
												343	H	UMKC	65 36
LAST 12 Division I GAMES:															
111	A	Texas Tech	41 38	68	H	Kansas	58 52	3	H	Baylor	44 74				
82	H	Oklahoma St.	52 51	40	A	Iowa St.	55 60	160	H	Samford	60 41				
3	A	Baylor	46 68	268	H	Abilene Christian	68 53	296	H	Grambling	61 38				
61	A	West Virginia	51 63	82	A	Oklahoma St.	47 69								
40	H	Iowa St.	59 79												
82	A	Oklahoma St.	47 69												

Non-Div I Games: William Jewell 66 53

Kansas St.

■ Loss, 
 ■ Non-Conf, 
 ■ S Site, 
 ■ H Home 
 ■ A Away 
 N Neutral

Average RPI Win:	250	WON-LOST	WINNING	LAST 10	STRENGTH OF	OPP. STRENGTH	TEAM	ADJ.	CONF.	ADJ CONF.
Average RPI Loss:	153	RECORD	PCT. RANK	GAMES	SCHEDULE	OF SCHEDULE	RPI	RPI	RPI	RPI
DIV. I ONLY	14- 8	91	4- 6	255	275	140	140	11	11	
DIV. I NON-CONF.	11- 4	69	3- 2	307	318	136	136	13	13	
TOTALS	RPI 1-25	RPI 26-50	W-L RECORDS	RPI 51-100	RPI 101-150	RPI 150+				
14- 8	0- 1	0- 2	OVERALL	0- 1	0- 0	14- 4				
8- 2	0- 0	0- 0	HOME	0- 0	0- 0	8- 2				
6- 6	0- 1	0- 2	AWAY	0- 1	0- 0	6- 2				
0- 0	0- 0	0- 0	NEUTRAL	0- 0	0- 0	0- 0				
11- 4	0- 0	0- 1	NON-CONFERENCE	0- 1	0- 0	11- 2				
6- 1	0- 0	0- 0	HOME	0- 0	0- 0	6- 1				
5- 3	0- 0	0- 1	AWAY	0- 1	0- 0	5- 1				
0- 0	0- 0	0- 0	NEUTRAL	0- 0	0- 0	0- 0				
3- 4	0- 1	0- 1	CONFERENCE	0- 0	0- 0	3- 2				
2- 1	0- 0	0- 0	HOME	0- 0	0- 0	2- 1				
1- 3	0- 1	0- 1	AWAY	0- 0	0- 0	1- 1				
0- 0	0- 0	0- 0	NEUTRAL	0- 0	0- 0	0- 0				

RPI 1-25				RPI 26-50				RPI 51-100				RPI 101+ Team's RPI: 140			
RPI	S	Opponent	Score	RPI	S	Opponent	Score	RPI	S	Opponent	Score	RPI	S	Opponent	Score
22	A	FGCU	47 61	32	A	Seton Hall	74 77	75	A	Georgia Tech	48 77	165	H	Xavier	61 60
				47	A	Stetson	64 75					180	H	Jacksonville St.	67 65
												181	H	Northern Ky.	66 58
												198	A	Mercer	76 56
												198	H	Mercer	44 54
												223	A	USC Upstate	72 63
												232	H	North Florida	46 40
												233	A	Georgia St.	73 64
												242	A	Tennessee St.	65 56
												248	A	Lipscomb	61 79
												260	H	Jacksonville	64 78
												270	H	Col. of Charleston	68 61
												288	A	Ga. Southern	72 51
												305	H	Gardner-Webb	50 47
												317	A	Columbia	66 62
												333	H	Murray St.	65 60
												335	H	Florida A&M	79 58
												342	A	Alabama A&M	66 73
LAST 12 Division I GAMES:															
260	H	Jacksonville	64 78	223	A	USC Upstate	72 63								
232	H	North Florida	46 40	198	H	Mercer	44 54								
22	A	FGCU	47 61	335	H	Florida A&M	79 58								
47	A	Stetson	64 75	342	A	Alabama A&M	66 73								
248	A	Lipscomb	61 79	165	H	Xavier	61 60								
181	H	Northern Ky.	66 58	305	H	Gardner-Webb	50 47								

Non-Div I Games:

Kennesaw St.

Average RPI Loss: 142

Average RPI Win:	250	WON-LOST	WINNING	LAST 10	STRENGTH OF	OPP. STRENGTH	TEAM	ADJ.	CONF.	ADJ CONF.
Average RPI Loss:	142	RECORD	PCT. RANK	GAMES	SCHEDULE	OF SCHEDULE	RPI	RPI	RPI	RPI
DIV. I ONLY	3- 16	322	2- 8	165	196	293	293	15	15	
DIV. I NON-CONF.	2- 9	297	1- 3	233	190	300	300	17	17	
<hr/>										
TOTALS	RPI 1-25	RPI 26-50	W-L RECORDS	RPI 51-100	RPI 101-150	RPI 150+				
3- 16	0- 0	0- 0	OVERALL	0- 6	0- 5	3- 5				
2- 4	0- 0	0- 0	HOME	0- 3	0- 1	2- 0				
1- 10	0- 0	0- 0	AWAY	0- 3	0- 3	1- 4				
0- 2	0- 0	0- 0	NEUTRAL	0- 0	0- 1	0- 1				
<hr/>										
2- 9	0- 0	0- 0	NON-CONFERENCE	0- 4	0- 2	2- 3				
1- 2	0- 0	0- 0	HOME	0- 2	0- 0	1- 0				
1- 5	0- 0	0- 0	AWAY	0- 2	0- 1	1- 2				
0- 2	0- 0	0- 0	NEUTRAL	0- 0	0- 1	0- 1				
<hr/>										
1- 7	0- 0	0- 0	CONFERENCE	0- 2	0- 3	1- 2				
1- 2	0- 0	0- 0	HOME	0- 1	0- 1	1- 0				
0- 5	0- 0	0- 0	AWAY	0- 1	0- 2	0- 2				
0- 0	0- 0	0- 0	NEUTRAL	0- 0	0- 0	0- 0				

RPI 1-25				RPI 26-50				RPI 51-100				RPI 101+				Team's RPI: 293	
RPI	S	Opponent	Score	RPI	S	Opponent	Score	RPI	S	Opponent	Score	RPI	S	Opponent	Score		
								51	A	Northwestern	54 72	114	A	Toledo	49 67		
								55	H	Youngstown St.	49 68	119	A	Central Mich.	63 65		
								59	H	Arkansas St.	44 59	119	H	Central Mich.	62 83		
								70	A	Duquesne	60 86	134	A	Cleveland St.	67 69		
								78	A	Akron	67 74	136	N	Dartmouth	49 60		
								83	H	Western Mich.	55 78	169	A	Ball St.	47 85		
												194	H	Belmont	58 55		
												230	A	North Dakota St.	68 74		
												239	A	Northern Ill.	49 66		
												273	A	Colgate	62 61		
												275	N	A&M-Corpus Christi	47 57		
												284	H	Bowling Green	55 48		
												345	A	New Orleans	55 58		
LAST 12 Division I GAMES:																	
				78	A	Akron	67 74	114	A	Toledo	49 67						
				119	A	Central Mich.	63 65	119	H	Central Mich.	62 83						
				83	H	Western Mich.	55 78	345	A	New Orleans	55 58						
				239	A	Northern Ill.	49 66	273	A	Colgate	62 61						
				169	A	Ball St.	47 85	59	H	Arkansas St.	44 59						
				284	H	Bowling Green	55 48	134	A	Cleveland St.	67 69						

Non-Div I Games:

Kent St.

Loss, Non-Conf, S Site, H Home A Away N Neutral

Average RPI Win:	111	WON-LOST	WINNING	LAST 10	STRENGTH OF	OPP. STRENGTH	TEAM	ADJ.	CONF.	ADJ CONF.
Average RPI Loss:	39	RECORD	PCT. RANK	GAMES	SCHEDULE	OF SCHEDULE	RPI	RPI	RPI	RPI
DIV. I ONLY	17- 5	34	7- 3	5	9	11	11	3	3	
DIV. I NON-CONF.	11- 2	29	2- 1	8	11	3	3	5	5	
TOTALS	RPI 1-25	RPI 26-50	W-L RECORDS	RPI 51-100	RPI 101-150	RPI 150+				
17- 5	3- 3	3- 0	OVERALL	1- 2	4- 0	6- 0				
11- 1	1- 1	2- 0	HOME	1- 0	2- 0	5- 0				
4- 3	1- 2	0- 0	AWAY	0- 1	2- 0	1- 0				
2- 1	1- 0	1- 0	NEUTRAL	0- 1	0- 0	0- 0				
11- 2	3- 1	2- 0	NON-CONFERENCE	0- 1	2- 0	4- 0				
7- 0	1- 0	1- 0	HOME	0- 0	1- 0	4- 0				
2- 1	1- 1	0- 0	AWAY	0- 0	1- 0	0- 0				
2- 1	1- 0	1- 0	NEUTRAL	0- 1	0- 0	0- 0				
6- 3	0- 2	1- 0	CONFERENCE	1- 1	2- 0	2- 0				
4- 1	0- 1	1- 0	HOME	1- 0	1- 0	1- 0				
2- 2	0- 1	0- 0	AWAY	0- 1	1- 0	1- 0				
0- 0	0- 0	0- 0	NEUTRAL	0- 0	0- 0	0- 0				

RPI	S	Opponent	Score	RPI	S	Opponent	Score	RPI	S	Opponent	Score	RPI	S	Opponent	Score
1	H	Tennessee	72 73	27	N	Oklahoma	92 88	79	A	LSU	79 84	113	A	Missouri	83 69
3	H	Baylor	74 64	31	H	Georgia	80 72	95	N	Illinois	71 77	119	A	Central Mich.	71 68
7	A	South Carolina	60 68	46	H	Middle Tenn.	78 62	98	H	Ole Miss	64 58	131	H	Appalachian St.	111 74
8	A	Louisville	77 68									141	H	Auburn	78 57
15	A	Duke	68 89									153	A	Alabama	78 66
19	N	South Fla.	61 57									166	H	Florida	62 56
												181	H	Northern Ky.	82 64
												194	H	Belmont	71 55
												210	H	Morehead St.	91 62
												242	H	Tennessee St.	87 75
LAST 12 Division I GAMES:															
31	H	Georgia	80 72	141	H	Auburn	78 57								
1	H	Tennessee	72 73	98	H	Ole Miss	64 58								
113	A	Missouri	83 69	153	A	Alabama	78 66								
79	A	LSU	79 84	242	H	Tennessee St.	87 75								
166	H	Florida	62 56	15	A	Duke	68 89								
7	A	South Carolina	60 68	194	H	Belmont	71 55								

Non-Div I Games:

Kentucky



Average RPI Win:	273	WON-LOST	WINNING	LAST 10	STRENGTH OF	OPP. STRENGTH	TEAM	ADJ.	CONF.	ADJ CONF.
Average RPI Loss:	200	RECORD	PCT. RANK	GAMES	SCHEDULE	OF SCHEDULE	RPI	RPI	RPI	RPI
DIV. I ONLY	6- 14	280	3- 7	241	348	294	294	27	27	
DIV. I NON-CONF.	3- 8	263	1- 2	200	339	291	291	28	28	
TOTALS	RPI 1-25	RPI 26-50	W-L RECORDS	RPI 51-100	RPI 101-150	RPI 150+				
6- 14	0- 0	0- 0	OVERALL	0- 2	0- 5	6- 7				
4- 6	0- 0	0- 0	HOME	0- 0	0- 2	4- 4				
2- 8	0- 0	0- 0	AWAY	0- 2	0- 3	2- 3				
0- 0	0- 0	0- 0	NEUTRAL	0- 0	0- 0	0- 0				
3- 8	0- 0	0- 0	NON-CONFERENCE	0- 2	0- 2	3- 4				
2- 4	0- 0	0- 0	HOME	0- 0	0- 1	2- 3				
1- 4	0- 0	0- 0	AWAY	0- 2	0- 1	1- 1				
0- 0	0- 0	0- 0	NEUTRAL	0- 0	0- 0	0- 0				
3- 6	0- 0	0- 0	CONFERENCE	0- 0	0- 3	3- 3				
2- 2	0- 0	0- 0	HOME	0- 0	0- 1	2- 1				
1- 4	0- 0	0- 0	AWAY	0- 0	0- 2	1- 2				
0- 0	0- 0	0- 0	NEUTRAL	0- 0	0- 0	0- 0				

RPI 1-25				RPI 26-50				RPI 51-100				RPI 101+ Team's RPI: 294					
RPI	S	Opponent	Score	RPI	S	Opponent	Score	RPI	S	Opponent	Score	RPI	S	Opponent	Score		
								71	A	Long Beach St.	63	71	120	H	Rhode Island	49	66
								92	A	Maine	59	65	137	A	Bakersfield	53	84
													144	A	Central Conn. St.	70	75
													147	A	Bryant	85	88
													147	H	Bryant	66	79
													159	H	Buffalo	79	73
													175	H	La Salle	66	71
													220	H	Sacred Heart	77	74
													238	H	Monmouth	57	78
													274	A	NJIT	57	48
													285	H	Rider	56	59
													300	H	Mt. St. Mary's	69	76
													308	A	St. Francis Brooklyn	53	62
													317	A	Columbia	45	54
													323	A	Fairleigh Dickinson	79	75
													323	H	Fairleigh Dickinson	81	71
													325	A	Wagner	69	72
													339	H	Howard	83	74
LAST 12 Division I GAMES:																	
308	A	St. Francis Brooklyn	53	62	325	A	Wagner	69	72								
147	A	Bryant	85	88	323	H	Fairleigh Dickinson	81	71								
323	A	Fairleigh Dickinson	79	75	147	H	Bryant	66	79								
144	A	Central Conn. St.	70	75	137	A	Bakersfield	53	84								
300	H	Mt. St. Mary's	69	76	71	A	Long Beach St.	63	71								
220	H	Sacred Heart	77	74	159	H	Buffalo	79	73								

Non-Div I Games:

LIU Brooklyn

■ Loss, 
 ■ Non-Conf, 
 ■ S Site, 
 ■ H Home 
 ■ A Away 
 N Neutral

Average RPI Win:	178	WON-LOST	WINNING	LAST 10	STRENGTH OF	OPP. STRENGTH	TEAM	ADJ.	CONF.	ADJ CONF.
Average RPI Loss:	58	RECORD	PCT. RANK	GAMES	SCHEDULE	OF SCHEDULE	RPI	RPI	RPI	RPI
DIV. I ONLY	11- 9	140	6- 4	28	71	79	79	3	3	
DIV. I NON-CONF.	6- 6	158	2- 2	192	227	209	209	5	5	
TOTALS	RPI 1-25	RPI 26-50	W-L RECORDS	RPI 51-100	RPI 101-150	RPI 150+				
11- 9	1- 2	2- 4	OVERALL	1- 2	1- 0	6- 1				
7- 4	1- 1	1- 3	HOME	1- 0	1- 0	3- 0				
3- 4	0- 1	1- 1	AWAY	0- 2	0- 0	2- 0				
1- 1	0- 0	0- 0	NEUTRAL	0- 0	0- 0	1- 1				
6- 6	0- 0	0- 3	NON-CONFERENCE	0- 2	1- 0	5- 1				
4- 3	0- 0	0- 3	HOME	0- 0	1- 0	3- 0				
1- 2	0- 0	0- 0	AWAY	0- 2	0- 0	1- 0				
1- 1	0- 0	0- 0	NEUTRAL	0- 0	0- 0	1- 1				
5- 3	1- 2	2- 1	CONFERENCE	1- 0	0- 0	1- 0				
3- 1	1- 1	1- 0	HOME	1- 0	0- 0	0- 0				
2- 2	0- 1	1- 1	AWAY	0- 0	0- 0	1- 0				
0- 0	0- 0	0- 0	NEUTRAL	0- 0	0- 0	0- 0				

RPI 1-25				RPI 26-50				RPI 51-100				Team's RPI: 79	RPI 101+			
RPI	S	Opponent	Score	RPI	S	Opponent	Score	RPI	S	Opponent	Score		RPI	S	Opponent	Score
1	A	Tennessee	58 75	28	A	Texas A&M	48 55	57	A	Miami (FL)	71 76		103	H	Louisiana Tech	73 59
7	H	South Carolina	51 75	35	A	Mississippi St.	71 69	71	A	Long Beach St.	44 59		166	A	Florida	68 65
11	H	Kentucky	84 79	44	H	Vanderbilt	64 44	98	H	Ole Miss	70 41		213	N	Santa Clara	67 69
				45	H	UALR	54 70						282	H	Sam Houston St.	71 45
				48	H	Tulane	45 51						283	H	Southeastern La.	75 42
				49	H	Rutgers	57 64						292	H	Jackson St.	52 44
													303	N	UNC Greensboro	82 61
													341	A	UC Santa Barbara	78 45
LAST 12 Division I GAMES:																
				98	H	Ole Miss	70 41						7	H	South Carolina	51 75
				1	A	Tennessee	58 75						166	A	Florida	68 65
				11	H	Kentucky	84 79						57	A	Miami (FL)	71 76
				35	A	Mississippi St.	71 69						303	N	UNC Greensboro	82 61
				28	A	Texas A&M	48 55						341	A	UC Santa Barbara	78 45
				44	H	Vanderbilt	64 44						71	A	Long Beach St.	44 59

Non-Div I Games:

LSU

■ Loss, 
■ Non-Conf, 
■ S Site, 
■ H Home 
■ A Away 
N Neutral

Average RPI Win:	231	WON-LOST	WINNING	LAST 10	STRENGTH OF	OPP. STRENGTH	TEAM	ADJ.	CONF.	ADJ CONF.
Average RPI Loss:	113	RECORD	PCT. RANK	GAMES	SCHEDULE	OF SCHEDULE	RPI	RPI	RPI	RPI
DIV. I ONLY	11- 10	158	2- 1	225	116	175	175	6	6	
DIV. I NON-CONF.	9- 4	84	1- 0	301	156	130	130	6	6	
TOTALS	RPI 1-25	RPI 26-50	W-L RECORDS	RPI 51-100	RPI 101-150	RPI 150+				
11- 10	0- 1	0- 1	OVERALL	0- 3	1- 1	10- 4				
5- 4	0- 1	0- 0	HOME	0- 1	0- 0	5- 2				
5- 5	0- 0	0- 0	AWAY	0- 0	1- 0	4- 0				
1- 1	0- 0	0- 1	NEUTRAL	0- 0	0- 0	1- 0				
9- 4	0- 0	0- 1	NON-CONFERENCE	0- 2	0- 0	9- 1				
5- 0	0- 0	0- 0	HOME	0- 0	0- 0	5- 0				
3- 3	0- 0	0- 0	AWAY	0- 2	0- 0	3- 1				
1- 1	0- 0	0- 1	NEUTRAL	0- 0	0- 0	1- 0				
2- 6	0- 1	0- 0	CONFERENCE	0- 1	1- 1	1- 3				
0- 4	0- 1	0- 0	HOME	0- 1	0- 0	0- 2				
2- 2	0- 0	0- 0	AWAY	0- 0	1- 1	1- 1				
0- 0	0- 0	0- 0	NEUTRAL	0- 0	0- 0	0- 0				

RPI 1-25				RPI 26-50				RPI 51-100				RPI 101+ Team's RPI: 175			
RPI	S	Opponent	Score	RPI	S	Opponent	Score	RPI	S	Opponent	Score	RPI	S	Opponent	Score
13	H	George Washington	48 67	50	N	Ohio	63 74	63	A	Penn	29 57	115	A	VCU	74 65
								85	A	Villanova	36 70	120	A	Rhode Island	54 55
								86	H	Fordham	59 70	152	H	Fairfield	73 59
												155	A	Temple	72 75
												158	H	Saint Louis	47 76
												162	H	William & Mary	78 71
												178	A	Massachusetts	68 71
												196	A	Robert Morris	75 61
												217	H	George Mason	71 73
												219	N	Towson	62 49
												233	A	Georgia St.	76 68
												236	A	Davidson	63 54
												290	H	UMBC	65 62
												294	A	LIU Brooklyn	71 66
												304	H	Manhattan	61 48
												339	H	Howard	65 64
LAST 12 Division I GAMES:															
86	H	Fordham	59 70	178	A	Massachusetts	68 71								
339	H	Howard	65 64	217	H	George Mason	71 73								
115	A	VCU	74 65	236	A	Davidson	63 54								
13	H	George Washington	48 67	290	H	UMBC	65 62								
158	H	Saint Louis	47 76	152	H	Fairfield	73 59								
120	A	Rhode Island	54 55	233	A	Georgia St.	76 68								

Non-Div I Games:

La Salle

■ Loss, 
 ■ Non-Conf, 
 S Site, 
 ■ Home 
 ■ Away 
 N Neutral

Average RPI Win:	232	WON-LOST	WINNING	LAST 10	STRENGTH OF	OPP. STRENGTH	TEAM	ADJ.	CONF.	ADJ CONF.
Average RPI Loss:	149	RECORD	PCT. RANK	GAMES	SCHEDULE	OF SCHEDULE	RPI	RPI	RPI	RPI
DIV. I ONLY	12- 6	74	6- 4	286	190	148	148	16	16	
DIV. I NON-CONF.	6- 1	26	1- 0	246	326	89	89	16	16	
TOTALS	RPI 1-25	RPI 26-50	W-L RECORDS	RPI 51-100	RPI 101-150	RPI 150+				
12- 6	0- 0	0- 2	OVERALL	1- 0	1- 1	10- 3				
6- 3	0- 0	0- 1	HOME	1- 0	1- 0	4- 2				
6- 3	0- 0	0- 1	AWAY	0- 0	0- 1	6- 1				
0- 0	0- 0	0- 0	NEUTRAL	0- 0	0- 0	0- 0				
6- 1	0- 0	0- 1	NON-CONFERENCE	0- 0	1- 0	5- 0				
3- 1	0- 0	0- 1	HOME	0- 0	1- 0	2- 0				
3- 0	0- 0	0- 0	AWAY	0- 0	0- 0	3- 0				
0- 0	0- 0	0- 0	NEUTRAL	0- 0	0- 0	0- 0				
6- 5	0- 0	0- 1	CONFERENCE	1- 0	0- 1	5- 3				
3- 2	0- 0	0- 0	HOME	1- 0	0- 0	2- 2				
3- 3	0- 0	0- 1	AWAY	0- 0	0- 1	3- 1				
0- 0	0- 0	0- 0	NEUTRAL	0- 0	0- 0	0- 0				

RPI 1-25				RPI 26-50				RPI 51-100				RPI 101+				Team's RPI: 148	
RPI	S	Opponent	Score	RPI	S	Opponent	Score	RPI	S	Opponent	Score	RPI	S	Opponent	Score		
				35	H	Mississippi St.	51 66	59	H	Arkansas St.	69 57	103	H	Louisiana Tech	58 55		
				45	A	UALR	41 67					131	A	Appalachian St.	51 63		
												157	A	Texas St.	83 81		
												161	H	Troy	55 60		
												211	H	La.-Monroe	60 67		
												218	A	Lamar	75 55		
												233	A	Georgia St.	63 56		
												233	H	Georgia St.	68 52		
												282	H	Sam Houston St.	65 46		
												283	A	Southeastern La.	71 60		
												288	A	Ga. Southern	69 57		
												292	H	Jackson St.	65 56		
												311	A	South Ala.	47 57		
												311	H	South Ala.	65 58		
												326	A	Alcorn	64 57		
LAST 12 Division I GAMES:																	
				157	A	Texas St.	83 81	288	A	Ga. Southern	69 57						
				311	A	South Ala.	47 57	233	H	Georgia St.	68 52						
				233	A	Georgia St.	63 56	131	A	Appalachian St.	51 63						
				59	H	Arkansas St.	69 57	161	H	Troy	55 60						
				211	H	La.-Monroe	60 67	45	A	UALR	41 67						
				311	H	South Ala.	65 58	292	H	Jackson St.	65 56						

Non-Div I Games:	Xavier (LA)	69	53	Southern-N.O.	58	52
------------------	-------------	----	----	---------------	----	----

La.-Lafayette

Loss, Non-Conf, S Site, H Home A Away N Neutral

Average RPI Win:	235	WON-LOST	WINNING	LAST 10	STRENGTH OF	OPP. STRENGTH	TEAM	ADJ.	CONF.	ADJ CONF.
Average RPI Loss:	148	RECORD	PCT. RANK	GAMES	SCHEDULE	OF SCHEDULE	RPI	RPI	RPI	RPI
DIV. I ONLY	6- 11	254	5- 5	86	280	211	211	16	16	
DIV. I NON-CONF.	1- 5	311	0- 1	31	341	245	245	16	16	
TOTALS	RPI 1-25	RPI 26-50	W-L RECORDS	RPI 51-100	RPI 101-150	RPI 150+				
6- 11	0- 0	0- 2	OVERALL	0- 2	1- 0	5- 7				
4- 3	0- 0	0- 1	HOME	0- 1	0- 0	4- 1				
2- 7	0- 0	0- 1	AWAY	0- 1	1- 0	1- 5				
0- 1	0- 0	0- 0	NEUTRAL	0- 0	0- 0	0- 1				
1- 5	0- 0	0- 1	NON-CONFERENCE	0- 1	0- 0	1- 3				
1- 0	0- 0	0- 0	HOME	0- 0	0- 0	1- 0				
0- 4	0- 0	0- 1	AWAY	0- 1	0- 0	0- 2				
0- 1	0- 0	0- 0	NEUTRAL	0- 0	0- 0	0- 1				
5- 6	0- 0	0- 1	CONFERENCE	0- 1	1- 0	4- 4				
3- 3	0- 0	0- 1	HOME	0- 1	0- 0	3- 1				
2- 3	0- 0	0- 0	AWAY	0- 0	1- 0	1- 3				
0- 0	0- 0	0- 0	NEUTRAL	0- 0	0- 0	0- 0				

RPI 1-25				RPI 26-50				RPI 51-100				RPI 101+				Team's RPI: 211	
RPI	S	Opponent	Score	RPI	S	Opponent	Score	RPI	S	Opponent	Score	RPI	S	Opponent	Score		
				35	A	Mississippi St.	46 80	53	A	Wichita St.	42 57	148	A	La.-Lafayette	67 60		
				45	H	UALR	41 79	59	H	Arkansas St.	57 77	157	A	Texas St.	64 70		
												161	A	Troy	51 90		
												161	H	Troy	77 82		
												176	A	Stephen F. Austin	54 82		
												209	H	McNeese St.	66 63		
												217	N	George Mason	53 65		
												228	A	Texas-Arlington	63 51		
												228	H	Texas-Arlington	56 51		
												233	A	Georgia St.	72 80		
												288	H	Ga. Southern	72 66		
												311	H	South Ala.	55 53		
												326	A	Alcorn	53 62		
LAST 12 Division I GAMES:																	
				311	H	South Ala.	55 53	161	H	Troy	77 82						
				161	A	Troy	51 90	157	A	Texas St.	64 70						
				288	H	Ga. Southern	72 66	228	A	Texas-Arlington	63 51						
				228	H	Texas-Arlington	56 51	59	H	Arkansas St.	57 77						
				148	A	La.-Lafayette	67 60	233	A	Georgia St.	72 80						
				45	H	UALR	41 79	217	N	George Mason	53 65						

Non-Div I Games: Southern Ark. 78 67 LSU-Alexandria 94 49 William Carey 68 35

La.-Monroe

Loss, Non-Conf, S Site, H Home A Away N Neutral

## Lafayette

Through Games Of Feb. 1, 2015

Average RPI Win:	231	WON-LOST	WINNING	LAST 10	STRENGTH OF	OPP. STRENGTH	TEAM	ADJ.	CONF.	ADJ CONF.
Average RPI Loss:	149	RECORD	PCT. RANK	GAMES	SCHEDULE	OF SCHEDULE	RPI	RPI	RPI	RPI
DIV. I ONLY	11- 10	158	4- 6	189	248	171	171	19	19	
DIV. I NON-CONF.	7- 4	107	2- 0	178	253	84	84	21	21	
TOTALS	RPI 1-25	RPI 26-50	W-L RECORDS	RPI 51-100	RPI 101-150	RPI 150+				
11- 10	0- 1	0- 1	OVERALL	1- 1	2- 2	8- 5				
7- 3	0- 0	0- 0	HOME	1- 0	2- 1	4- 2				
4- 7	0- 1	0- 1	AWAY	0- 1	0- 1	4- 3				
0- 0	0- 0	0- 0	NEUTRAL	0- 0	0- 0	0- 0				
7- 4	0- 1	0- 1	NON-CONFERENCE	1- 0	1- 0	5- 2				
4- 0	0- 0	0- 0	HOME	1- 0	1- 0	2- 0				
3- 4	0- 1	0- 1	AWAY	0- 0	0- 0	3- 2				
0- 0	0- 0	0- 0	NEUTRAL	0- 0	0- 0	0- 0				
4- 6	0- 0	0- 0	CONFERENCE	0- 1	1- 2	3- 3				
3- 3	0- 0	0- 0	HOME	0- 0	1- 1	2- 2				
1- 3	0- 0	0- 0	AWAY	0- 1	0- 1	1- 1				
0- 0	0- 0	0- 0	NEUTRAL	0- 0	0- 0	0- 0				

RPI 1-25				RPI 26-50				RPI 51-100				RPI 101+ Team's RPI: 171			
RPI	S	Opponent	Score	RPI	S	Opponent	Score	RPI	S	Opponent	Score	RPI	S	Opponent	Score
8	A	Louisville	61 102	32	A	Seton Hall	63 80	63	H	Penn	60 57	101	A	Lehigh	60 65
								90	A	American	44 63	132	H	Army	71 60
												135	H	Hartford	74 59
												146	H	Bucknell	71 77
												187	H	Delaware	63 52
												195	H	Holy Cross	46 64
												200	A	Stony Brook	58 60
												202	A	Navy	52 65
												202	H	Navy	60 65
												256	A	Loyola Maryland	57 49
												273	H	Colgate	58 56
												274	H	NJIT	66 50
												285	A	Rider	66 48
												298	H	Boston U.	67 60
												308	A	St. Francis Brooklyn	73 51
												317	A	Columbia	65 72
												330	A	Saint Peter's	49 34
LAST 12 Division I GAMES:															
202	H	Navy	60 65	298	H	Boston U.	67 60								
273	H	Colgate	58 56	146	H	Bucknell	71 77								
101	A	Lehigh	60 65	202	A	Navy	52 65								
195	H	Holy Cross	46 64	132	H	Army	71 60								
90	A	American	44 63	330	A	Saint Peter's	49 34								
256	A	Loyola Maryland	57 49	274	H	NJIT	66 50								

Non-Div I Games:

Lafayette

■ Loss, 
■ Non-Conf, 
■ S Site, 
■ H Home 
■ A Away 
N Neutral

Average RPI Win:	275	WON-LOST	WINNING	LAST 10	STRENGTH OF	OPP. STRENGTH	TEAM	ADJ.	CONF.	ADJ CONF.
Average RPI Loss:	159	RECORD	PCT. RANK	GAMES	SCHEDULE	OF SCHEDULE	RPI	RPI	RPI	RPI
DIV. I ONLY	8- 10	201	8- 2	234	294	218	218	28	28	
DIV. I NON-CONF.	0- 8	338	0- 1	97	152	311	311	27	27	
TOTALS	RPI 1-25	RPI 26-50	W-L RECORDS	RPI 51-100	RPI 101-150	RPI 150+				
8- 10	0- 0	0- 1	OVERALL	0- 1	0- 2	8- 6				
4- 3	0- 0	0- 0	HOME	0- 0	0- 1	4- 2				
4- 7	0- 0	0- 1	AWAY	0- 1	0- 1	4- 4				
0- 0	0- 0	0- 0	NEUTRAL	0- 0	0- 0	0- 0				
0- 8	0- 0	0- 1	NON-CONFERENCE	0- 1	0- 2	0- 4				
0- 2	0- 0	0- 0	HOME	0- 0	0- 1	0- 1				
0- 6	0- 0	0- 1	AWAY	0- 1	0- 1	0- 3				
0- 0	0- 0	0- 0	NEUTRAL	0- 0	0- 0	0- 0				
8- 2	0- 0	0- 0	CONFERENCE	0- 0	0- 0	8- 2				
4- 1	0- 0	0- 0	HOME	0- 0	0- 0	4- 1				
4- 1	0- 0	0- 0	AWAY	0- 0	0- 0	4- 1				
0- 0	0- 0	0- 0	NEUTRAL	0- 0	0- 0	0- 0				

RPI 1-25				RPI 26-50				RPI 51-100				RPI 101+				Team's RPI: 218
RPI	S	Opponent	Score	RPI	S	Opponent	Score	RPI	S	Opponent	Score	RPI	S	Opponent	Score	
				27	A	Oklahoma	73 100	72	A	TCU	68 72	109	A	Wright St.	61 82	
												148	H	La.-Lafayette	55 75	
												157	A	Texas St.	72 79	
												174	A	Tulsa	69 73	
												176	H	Stephen F. Austin	55 59	
												191	H	UTSA	40 72	
												208	A	Northwestern St.	82 72	
												240	H	Nicholls St.	67 62	
												262	A	Rice	63 97	
												266	H	Central Ark.	82 46	
												268	H	Abilene Christian	76 72	
												275	A	A&M-Corpus Christi	51 56	
												282	A	Sam Houston St.	87 68	
												283	H	Southeastern La.	83 60	
												306	A	Houston Baptist	80 64	
												345	A	New Orleans	64 54	
LAST 12 Division I GAMES:																
				268	H	Abilene Christian	76 72	266	H	Central Ark.	82 46					
				282	A	Sam Houston St.	87 68	275	A	A&M-Corpus Christi	51 56					
				306	A	Houston Baptist	80 64	345	A	New Orleans	64 54					
				176	H	Stephen F. Austin	55 59	240	H	Nicholls St.	67 62					
				208	A	Northwestern St.	82 72	262	A	Rice	63 97					
				283	H	Southeastern La.	83 60	109	A	Wright St.	61 82					

Non-Div I Games: Huston-Tillotson 95 47 St. Thomas (TX) 67 35 Ohio Valley 93 42

Lamar

Loss, Non-Conf, S Site, H Home A Away N Neutral

Average RPI Win: <b>219</b>	WON-LOST	WINNING	LAST 10	STRENGTH OF	OPP. STRENGTH	TEAM	ADJ.	CONF.	ADJ CONF.
Average RPI Loss: <b>126</b>	RECORD	PCT. RANK	GAMES	SCHEDULE	OF SCHEDULE	RPI	RPI	RPI	RPI
DIV. I ONLY	<b>14- 5</b>	<b>47</b>	<b>7- 3</b>	<b>263</b>	<b>169</b>	<b>101</b>	<b>101</b>	<b>19</b>	<b>19</b>
DIV. I NON-CONF.	<b>7- 2</b>	<b>47</b>	<b>1- 1</b>	<b>249</b>	<b>104</b>	<b>75</b>	<b>75</b>	<b>21</b>	<b>21</b>
TOTALS	RPI 1-25	RPI 26-50	W-L RECORDS	RPI 51-100	RPI 101-150	RPI 150+			
14- 5	0- 1	0- 0	OVERALL	1- 2	3- 0	10- 2			
5- 2	0- 0	0- 0	HOME	1- 2	2- 0	2- 0			
8- 3	0- 1	0- 0	AWAY	0- 0	1- 0	7- 2			
1- 0	0- 0	0- 0	NEUTRAL	0- 0	0- 0	1- 0			
7- 2	0- 1	0- 0	NON-CONFERENCE	1- 1	1- 0	5- 0			
1- 1	0- 0	0- 0	HOME	1- 1	0- 0	0- 0			
5- 1	0- 1	0- 0	AWAY	0- 0	1- 0	4- 0			
1- 0	0- 0	0- 0	NEUTRAL	0- 0	0- 0	1- 0			
7- 3	0- 0	0- 0	CONFERENCE	0- 1	2- 0	5- 2			
4- 1	0- 0	0- 0	HOME	0- 1	2- 0	2- 0			
3- 2	0- 0	0- 0	AWAY	0- 0	0- 0	3- 2			
0- 0	0- 0	0- 0	NEUTRAL	0- 0	0- 0	0- 0			

RPI	S	Opponent	Score	RPI	S	Opponent	Score	RPI	S	Opponent	Score	RPI	S	Opponent	Score	Team's RPI: 101
10	A	Arizona St.	61 <b>81</b>					70	H	Duquesne	75 <b>82</b>	112	A	Saint Joseph's	73 71	
								86	H	Hampton	85 67	132	H	Army	63 51	
								90	H	American	73 <b>75</b>	146	H	Bucknell	76 61	
												171	H	Lafayette	65 60	
												195	A	Holy Cross	66 60	
												202	A	Navy	44 <b>47</b>	
												220	A	Sacred Heart	85 77	
												238	A	Monmouth	82 70	
												256	A	Loyola Maryland	52 <b>64</b>	
												273	A	Colgate	86 68	
												274	A	NJIT	74 54	
												298	A	Boston U.	78 71	
												298	H	Boston U.	85 64	
												299	N	Eastern Ill.	72 69	
												330	A	Saint Peter's	70 58	
LAST 12 Division I GAMES:																
298	A	Boston U.	78 71	256	A	Loyola Maryland	52 <b>64</b>									
146	H	Bucknell	76 61	132	H	Army	63 51									
171	H	Lafayette	65 60	298	H	Boston U.	85 64									
202	A	Navy	44 <b>47</b>	273	A	Colgate	86 68									
195	A	Holy Cross	66 60	70	H	Duquesne	75 <b>82</b>									
90	H	American	73 <b>75</b>	299	N	Eastern Ill.	72 69									

Non-Div I Games: East Stroudsburg 77 53

Lehigh

■ Loss, 
 ■ Non-Conf, 
 ■ S Site, 
 ■ H Home 
 ■ A Away 
 N Neutral



Average RPI Win:	240	WON-LOST	WINNING	LAST 10	STRENGTH OF	OPP. STRENGTH	TEAM	ADJ.	CONF.	ADJ CONF.
Average RPI Loss:	107	RECORD	PCT. RANK	GAMES	SCHEDULE	OF SCHEDULE	RPI	RPI	RPI	RPI
DIV. I ONLY	15- 6	57	2- 0	232	220	100	100	29	29	
DIV. I NON-CONF.	4- 5	188	1- 0	109	7	129	129	33	33	
TOTALS	RPI 1-25	RPI 26-50	W-L RECORDS	RPI 51-100	RPI 101-150	RPI 150+				
15- 6	0- 1	0- 1	OVERALL	0- 2	2- 0	13- 2				
8- 1	0- 0	0- 0	HOME	0- 0	2- 0	6- 1				
6- 4	0- 0	0- 1	AWAY	0- 2	0- 0	6- 1				
1- 1	0- 1	0- 0	NEUTRAL	0- 0	0- 0	1- 0				
4- 5	0- 1	0- 1	NON-CONFERENCE	0- 2	2- 0	2- 1				
2- 1	0- 0	0- 0	HOME	0- 0	2- 0	0- 1				
1- 3	0- 0	0- 1	AWAY	0- 2	0- 0	1- 0				
1- 1	0- 1	0- 0	NEUTRAL	0- 0	0- 0	1- 0				
11- 1	0- 0	0- 0	CONFERENCE	0- 0	0- 0	11- 1				
6- 0	0- 0	0- 0	HOME	0- 0	0- 0	6- 0				
5- 1	0- 0	0- 0	AWAY	0- 0	0- 0	5- 1				
0- 0	0- 0	0- 0	NEUTRAL	0- 0	0- 0	0- 0				

RPI 1-25			RPI 26-50			RPI 51-100			Team's RPI: 100	RPI 101+		
RPI	S	Opponent	Score	RPI	S	Opponent	Score	RPI	S	Opponent	Score	
7	N	South Carolina	44 84	33	A	Minnesota	60 74	74	A	North Carolina St.	64 67	112 H Saint Joseph's 76 75
								99	A	Elon	62 73	115 H VCU 69 53
										156 A High Point 58 41		
										156 H High Point 64 47		
										199 N Penn St. 80 68		
										201 H Charlotte 77 79		
										207 A Radford 72 63		
										225 A Winthrop 58 63		
										233 A Georgia St. 73 71		
										237 H Presbyterian 59 42		
										246 H Campbell 64 40		
										305 H Gardner-Webb 56 47		
										312 A UNC Asheville 67 55		
										312 H UNC Asheville 62 58		
										324 A Coastal Caro. 66 47		
										338 H Longwood 70 48		
										349 A Charleston So. 86 51		
LAST 12 Division I GAMES:												
233	A	Georgia St.	73 71	338	H	Longwood	70 48					
156	A	High Point	58 41	324	A	Coastal Caro.	66 47					
312	H	UNC Asheville	62 58	237	H	Presbyterian	59 42					
246	H	Campbell	64 40	156	H	High Point	64 47					
225	A	Winthrop	58 63	312	A	UNC Asheville	67 55					
349	A	Charleston So.	86 51	7	N	South Carolina	44 84					

Non-Div I Games:

Liberty

■ Loss, 
 ■ Non-Conf, 
 ■ S Site, 
 ■ H Home 
 ■ A Away 
 N Neutral

Average RPI Win:	251	WON-LOST	WINNING	LAST 10	STRENGTH OF	OPP. STRENGTH	TEAM	ADJ.	CONF.	ADJ CONF.
Average RPI Loss:	151	RECORD	PCT. RANK	GAMES	SCHEDULE	OF SCHEDULE	RPI	RPI	RPI	RPI
DIV. I ONLY	7- 13	257	0- 3	193	212	248	248	11	11	
DIV. I NON-CONF.	4- 9	243	0- 1	284	239	297	297	13	13	
TOTALS	RPI 1-25	RPI 26-50	W-L RECORDS	RPI 51-100	RPI 101-150	RPI 150+				
7- 13	0- 2	0- 1	OVERALL	0- 1	1- 2	6- 7				
4- 6	0- 2	0- 1	HOME	0- 0	1- 1	3- 2				
3- 6	0- 0	0- 0	AWAY	0- 1	0- 0	3- 5				
0- 1	0- 0	0- 0	NEUTRAL	0- 0	0- 1	0- 0				
4- 9	0- 1	0- 0	NON-CONFERENCE	0- 1	0- 2	4- 5				
3- 3	0- 1	0- 0	HOME	0- 0	0- 1	3- 1				
1- 5	0- 0	0- 0	AWAY	0- 1	0- 0	1- 4				
0- 1	0- 0	0- 0	NEUTRAL	0- 0	0- 1	0- 0				
3- 4	0- 1	0- 1	CONFERENCE	0- 0	1- 0	2- 2				
1- 3	0- 1	0- 1	HOME	0- 0	1- 0	0- 1				
2- 1	0- 0	0- 0	AWAY	0- 0	0- 0	2- 1				
0- 0	0- 0	0- 0	NEUTRAL	0- 0	0- 0	0- 0				

RPI 1-25				RPI 26-50				RPI 51-100				RPI 101+ Team's RPI: 248			
RPI	S	Opponent	Score	RPI	S	Opponent	Score	RPI	S	Opponent	Score	RPI	S	Opponent	Score
1	H	Tennessee	51 85	47	H	Stetson	77 82	75	A	Georgia Tech	53 71	109	H	Wright St.	66 79
22	H	FGCU	49 71									139	N	Harvard	63 84
												140	H	Kennesaw St.	79 61
												165	A	Xavier	38 62
												181	H	Northern Ky.	70 81
												194	A	Belmont	60 80
												210	A	Morehead St.	61 59
												223	A	USC Upstate	68 71
												226	A	UAB	54 72
												232	A	North Florida	71 62
												242	H	Tennessee St.	55 73
												260	A	Jacksonville	75 63
												288	H	Ga. Southern	80 74
												292	H	Jackson St.	72 45
												332	H	Tennessee Tech	72 53
												333	A	Murray St.	71 74
LAST 12 Division I GAMES:															
139	N	Harvard	63 84	223	A	USC Upstate	68 71								
47	H	Stetson	77 82	181	H	Northern Ky.	70 81								
22	H	FGCU	49 71	75	A	Georgia Tech	53 71								
232	A	North Florida	71 62	165	A	Xavier	38 62								
260	A	Jacksonville	75 63	332	H	Tennessee Tech	72 53								
140	H	Kennesaw St.	79 61	292	H	Jackson St.	72 45								

Non-Div I Games: Trevecca Nazarene 95 71

Lipscomb

■ Loss, 
 ■ Non-Conf, S Site, 
 ■ Home 
 ■ Away 
 N Neutral

Average RPI Win:	184	WON-LOST	WINNING	LAST 10	STRENGTH OF	OPP. STRENGTH	TEAM	ADJ.	CONF.	ADJ CONF.
Average RPI Loss:	91	RECORD	PCT. RANK	GAMES	SCHEDULE	OF SCHEDULE	RPI	RPI	RPI	RPI
DIV. I ONLY	17- 3	19	8- 2	237	78	71	71	14	14	
DIV. I NON-CONF.	12- 1	8	5- 0	194	45	45	45	14	14	
TOTALS	RPI 1-25	RPI 26-50	W-L RECORDS	RPI 51-100	RPI 101-150	RPI 150+				
17- 3	1- 0	0- 0	OVERALL	2- 2	3- 1	11- 0				
10- 2	1- 0	0- 0	HOME	2- 1	1- 1	6- 0				
6- 1	0- 0	0- 0	AWAY	0- 1	1- 0	5- 0				
1- 0	0- 0	0- 0	NEUTRAL	0- 0	1- 0	0- 0				
12- 1	1- 0	0- 0	NON-CONFERENCE	2- 1	2- 0	7- 0				
7- 1	1- 0	0- 0	HOME	2- 1	0- 0	4- 0				
4- 0	0- 0	0- 0	AWAY	0- 0	1- 0	3- 0				
1- 0	0- 0	0- 0	NEUTRAL	0- 0	1- 0	0- 0				
5- 2	0- 0	0- 0	CONFERENCE	0- 1	1- 1	4- 0				
3- 1	0- 0	0- 0	HOME	0- 0	1- 1	2- 0				
2- 1	0- 0	0- 0	AWAY	0- 1	0- 0	2- 0				
0- 0	0- 0	0- 0	NEUTRAL	0- 0	0- 0	0- 0				

RPI 1-25				RPI 26-50				RPI 51-100 Team's RPI: 71				RPI 101+			
RPI	S	Opponent	Score	RPI	S	Opponent	Score	RPI	S	Opponent	Score	RPI	S	Opponent	Score
23	H	California	58 56					64	H	Pacific	53 43	102	A	Colorado	62 56
								76	H	Southern California	85 90	107	H	CSUN	52 67
								79	H	LSU	59 44	127	N	Boise St.	68 50
								91	A	Hawaii	64 72	128	H	UC Davis	63 60
												151	A	Cal Poly	85 74
												167	H	San Francisco	70 58
												183	H	Cal St. Fullerton	74 70
												184	H	Fla. Atlantic	85 60
												197	A	Pepperdine	78 69
												204	A	San Diego St.	74 62
												278	H	UC Irvine	57 40
												287	A	Portland St.	62 58
												294	H	LIU Brooklyn	71 63
												318	H	Seattle	85 73
												341	A	UC Santa Barbara	81 44
LAST 12 Division I GAMES:															
183	H	Cal St. Fullerton	74 70	278	H	UC Irvine	57 40								
91	A	Hawaii	64 72	102	A	Colorado	62 56								
107	H	CSUN	52 67	294	H	LIU Brooklyn	71 63								
341	A	UC Santa Barbara	81 44	64	H	Pacific	53 43								
151	A	Cal Poly	85 74	184	H	Fla. Atlantic	85 60								
128	H	UC Davis	63 60	79	H	LSU	59 44								

Non-Div I Games: Alas. Anchorage 69 60

Long Beach St.

■ Loss, 
 ■ Non-Conf, 
 ■ S Site, 
 ■ Home 
 ■ Away 
 N Neutral

Average RPI Win: <b>326</b>	WON-LOST	WINNING	LAST 10	STRENGTH OF	OPP. STRENGTH	TEAM	ADJ.	CONF.	ADJ CONF.
Average RPI Loss: <b>193</b>	RECORD	PCT. RANK	GAMES	SCHEDULE	OF SCHEDULE	RPI	RPI	RPI	RPI
DIV. I ONLY	3- 18	329	3- 7	282	310	338	338	29	29
DIV. I NON-CONF.	0- 9	338	0- 2	262	108	341	341	33	33
TOTALS	RPI 1-25	RPI 26-50	W-L RECORDS	RPI 51-100	RPI 101-150	RPI 150+			
3- 18	0- 0	0- 0	OVERALL	0- 3	0- 1	3- 14			
3- 6	0- 0	0- 0	HOME	0- 0	0- 0	3- 6			
0- 12	0- 0	0- 0	AWAY	0- 1	0- 0	0- 2			
0- 0	0- 0	0- 0	NEUTRAL	0- 0	0- 0	0- 0			
0- 9	0- 0	0- 0	NON-CONFERENCE	0- 2	0- 1	0- 6			
0- 2	0- 0	0- 0	HOME	0- 0	0- 0	0- 2			
0- 7	0- 0	0- 0	AWAY	0- 2	0- 1	0- 4			
0- 0	0- 0	0- 0	NEUTRAL	0- 0	0- 0	0- 0			
3- 9	0- 0	0- 0	CONFERENCE	0- 1	0- 0	3- 8			
3- 4	0- 0	0- 0	HOME	0- 0	0- 0	3- 4			
0- 5	0- 0	0- 0	AWAY	0- 1	0- 0	0- 4			
0- 0	0- 0	0- 0	NEUTRAL	0- 0	0- 0	0- 0			

RPI S	Opponent	Score	RPI S	Opponent	Score	RPI S	Opponent	Score	RPI S	Opponent	Score	Team's RPI: 338
						93	A Virginia	49 91	138	A Clemson	56 72	
						96	A Richmond	50 80	156	A High Point	60 81	
						100	A Liberty	48 70	162	A William & Mary	55 90	
									163	A Wake Forest	60 64	
									166	A Florida	46 91	
									186	A Virginia Tech	42 74	
									207	H Radford	60 78	
									217	H George Mason	61 83	
									225	A Winthrop	48 81	
									225	H Winthrop	62 63	
									237	A Presbyterian	48 53	
									246	A Campbell	56 68	
									246	H Campbell	58 65	
									303	H UNC Greensboro	64 70	
									305	H Gardner-Webb	63 59	
									312	H UNC Asheville	44 60	
									324	H Coastal Caro.	78 74	
									349	H Charleston So.	79 71	
LAST 12 Division I GAMES:												
			246	A Campbell	56 68		324	H Coastal Caro.	78 74			
			225	H Winthrop	62 63		246	H Campbell	58 65			
			349	H Charleston So.	79 71		225	A Winthrop	48 81			
			237	A Presbyterian	48 53		305	H Gardner-Webb	63 59			
			100	A Liberty	48 70		217	H George Mason	61 83			
			207	H Radford	60 78		138	A Clemson	56 72			

Non-Div I Games:

Longwood

■ Loss, 
 ■ Non-Conf, 
 ■ S Site, 
 ■ H Home 
 ■ A Away 
 N Neutral

## Louisiana Tech

Through Games Of Feb. 1, 2015

Average RPI Win:	229	WON-LOST	WINNING	LAST 10	STRENGTH OF	OPP. STRENGTH	TEAM	ADJ.	CONF.	ADJ CONF.
Average RPI Loss:	108	RECORD	PCT. RANK	GAMES	SCHEDULE	OF SCHEDULE	RPI	RPI	RPI	RPI
DIV. I ONLY	10- 9	154	0- 1	116	201	103	103	17	17	
DIV. I NON-CONF.	4- 6	207	0- 1	138	214	131	131	18	18	
TOTALS	RPI 1-25	RPI 26-50	W-L RECORDS	RPI 51-100	RPI 101-150	RPI 150+				
10- 9	0- 0	0- 3	OVERALL	0- 2	2- 2	8- 2				
5- 1	0- 0	0- 0	HOME	0- 0	0- 1	5- 0				
4- 8	0- 0	0- 0	AWAY	0- 2	1- 0	3- 0				
1- 0	0- 0	0- 0	NEUTRAL	0- 0	1- 0	0- 0				
4- 6	0- 0	0- 1	NON-CONFERENCE	0- 2	1- 1	3- 2				
1- 0	0- 0	0- 0	HOME	0- 0	0- 0	1- 0				
2- 6	0- 0	0- 1	AWAY	0- 2	0- 1	2- 2				
1- 0	0- 0	0- 0	NEUTRAL	0- 0	1- 0	0- 0				
6- 3	0- 0	0- 2	CONFERENCE	0- 0	1- 1	5- 0				
4- 1	0- 0	0- 0	HOME	0- 0	0- 1	4- 0				
2- 2	0- 0	0- 2	AWAY	0- 0	1- 0	1- 0				
0- 0	0- 0	0- 0	NEUTRAL	0- 0	0- 0	0- 0				

RPI S	Opponent	Score	RPI S	Opponent	Score	RPI S	Opponent	Score	RPI S	Opponent	Score	Team's RPI: 103
			35	A Mississippi St.	77 81	75	A Georgia Tech	81 96	117	H Southern Miss.	77 79	
			38	A Western Ky.	66 82	79	A LSU	59 73	124	A Marshall	68 67	
			46	A Middle Tenn.	59 82				139	N Harvard	83 64	
									148	A La.-Lafayette	55 58	
									176	A Stephen F. Austin	76 69	
									191	H UTSA	79 74	
									208	A Northwestern St.	57 69	
									222	A Utah	52 67	
									226	A UAB	61 55	
									240	H Nicholls St.	80 62	
									254	H UTEP	90 72	
									262	H Rice	88 71	
									340	H North Texas	92 57	
									342	A Alabama A&M	70 68	
LAST 12 Division I GAMES:												
			75	A Georgia Tech	81 96	226	A UAB	61 55				
			124	A Marshall	68 67	191	H UTSA	79 74				
			38	A Western Ky.	66 82	254	H UTEP	90 72				
			262	H Rice	88 71	117	H Southern Miss.	77 79				
			340	H North Texas	92 57	139	N Harvard	83 64				
			46	A Middle Tenn.	59 82	222	A Utah	52 67				

Non-Div I Games: Loyola (LA) 75 61

Louisiana Tech

■ Loss, 
 ■ Non-Conf, 
 ■ S Site, 
 ■ H Home 
 ■ A Away 
 N Neutral

## Louisville

Through Games Of Feb. 1, 2015

Average RPI Win:	129	WON-LOST	WINNING	LAST 10	STRENGTH OF	OPP. STRENGTH	TEAM	ADJ.	CONF.	ADJ CONF.
Average RPI Loss:	13	RECORD	PCT. RANK	GAMES	SCHEDULE	OF SCHEDULE	RPI	RPI	RPI	RPI
DIV. I ONLY	19- 2	10	9- 1	15	50	8	8	2	2	
DIV. I NON-CONF.	12- 1	8	4- 0	49	92	16	16	4	4	
TOTALS	RPI 1-25	RPI 26-50	W-L RECORDS	RPI 51-100	RPI 101-150	RPI 150+				
19- 2	2- 2	3- 0	OVERALL	4- 0	1- 0	9- 0				
13- 1	1- 1	2- 0	HOME	4- 0	1- 0	5- 0				
6- 1	1- 1	1- 0	AWAY	0- 0	0- 0	4- 0				
0- 0	0- 0	0- 0	NEUTRAL	0- 0	0- 0	0- 0				
12- 1	2- 1	1- 0	NON-CONFERENCE	0- 0	1- 0	8- 0				
8- 1	1- 1	1- 0	HOME	0- 0	1- 0	5- 0				
4- 0	1- 0	0- 0	AWAY	0- 0	0- 0	3- 0				
0- 0	0- 0	0- 0	NEUTRAL	0- 0	0- 0	0- 0				
7- 1	0- 1	2- 0	CONFERENCE	4- 0	0- 0	1- 0				
5- 0	0- 0	1- 0	HOME	4- 0	0- 0	0- 0				
2- 1	0- 1	1- 0	AWAY	0- 0	0- 0	1- 0				
0- 0	0- 0	0- 0	NEUTRAL	0- 0	0- 0	0- 0				

RPI	S	Opponent	Score	RPI	S	Opponent	Score	RPI	S	Opponent	Score	RPI	S	Opponent	Score
5	H	Iowa	86 52	34	H	Syracuse	78 58	57	H	Miami (FL)	68 55	125	H	Old Dominion	100 46
11	H	Kentucky	68 77	38	H	Western Ky.	89 67	74	H	North Carolina St.	65 58	163	A	Wake Forest	79 68
14	A	Florida St.	63 68	39	A	Pittsburgh	63 57	75	H	Georgia Tech	75 48	169	H	Ball St.	69 56
23	A	California	70 57					93	H	Virginia	67 55	171	H	Lafayette	102 61
												172	H	UT Martin	77 43
												194	H	Belmont	95 35
												205	H	Evansville	73 51
												251	A	IUPUI	89 69
												271	A	Valparaiso	86 59
												286	A	Grand Canyon	65 51
LAST 12 Division I GAMES:															
34	H	Syracuse	78 58	39	A	Pittsburgh	63 57	75	H	Georgia Tech	75 48	205	H	Evansville	73 51
57	H	Miami (FL)	68 55	74	H	North Carolina St.	65 58	23	A	California	70 57	286	A	Grand Canyon	65 51
14	A	Florida St.	63 68	93	H	Virginia	67 55	125	H	Old Dominion	100 46				
93	H	Virginia	67 55												
74	H	North Carolina St.	65 58												
163	A	Wake Forest	79 68												

Non-Div I Games:

Louisville

■ Loss, 
■ Non-Conf, S Site, 
■ Home 
■ Away 
N Neutral

Average RPI Win:	240	WON-LOST	WINNING	LAST 10	STRENGTH OF	OPP. STRENGTH	TEAM	ADJ.	CONF.	ADJ CONF.
Average RPI Loss:	154	RECORD	PCT. RANK	GAMES	SCHEDULE	OF SCHEDULE	RPI	RPI	RPI	RPI
DIV. I ONLY	2- 18	339	0- 10	163	176	310	310	18	18	
DIV. I NON-CONF.	2- 9	297	0- 3	124	198	263	263	15	15	
TOTALS	RPI 1-25	RPI 26-50	W-L RECORDS	RPI 51-100	RPI 101-150	RPI 150+				
2- 18	0- 0	0- 0	OVERALL	0- 6	0- 4	2- 8				
1- 9	0- 0	0- 0	HOME	0- 5	0- 1	1- 3				
1- 9	0- 0	0- 0	AWAY	0- 1	0- 3	1- 5				
0- 0	0- 0	0- 0	NEUTRAL	0- 0	0- 0	0- 0				
2- 9	0- 0	0- 0	NON-CONFERENCE	0- 4	0- 2	2- 3				
1- 4	0- 0	0- 0	HOME	0- 3	0- 0	1- 1				
1- 5	0- 0	0- 0	AWAY	0- 1	0- 2	1- 2				
0- 0	0- 0	0- 0	NEUTRAL	0- 0	0- 0	0- 0				
0- 9	0- 0	0- 0	CONFERENCE	0- 2	0- 2	0- 5				
0- 5	0- 0	0- 0	HOME	0- 2	0- 1	0- 2				
0- 4	0- 0	0- 0	AWAY	0- 0	0- 1	0- 3				
0- 0	0- 0	0- 0	NEUTRAL	0- 0	0- 0	0- 0				

RPI 1-25			RPI 26-50			RPI 51-100			RPI 101+			Team's RPI: 310
RPI	S	Opponent	Score	RPI	S	Opponent	Score	RPI	S	Opponent	Score	
						51 A Northwestern	33 70	105 A Indiana St.			37 64	
						53 H Wichita St.	41 65	108 H UNI			58 75	
						73 H Drake	60 86	113 A Missouri			45 56	
						75 H Georgia Tech	57 92	136 A Dartmouth			58 70	
						81 H DePaul	84 109	164 A Southern Ill.			58 64	
						94 H Michigan St.	38 90	181 A Northern Ky.			45 38	
								185 H Missouri St.			57 87	
								192 A Ill.-Chicago			28 63	
								205 A Evansville			38 63	
								226 H UAB			51 61	
								281 A Marquette			71 86	
								299 H Eastern Ill.			63 52	
								315 A Illinois St.			56 72	
								320 H Bradley			45 46	
LAST 12 Division I GAMES:												
315	A	Illinois St.	56 72	205	A	Evansville	38 63					
164	A	Southern Ill.	58 64	108	H	UNI	58 75					
320	H	Bradley	45 46	73	H	Drake	60 86					
53	H	Wichita St.	41 65	192	A	Ill.-Chicago	28 63					
185	H	Missouri St.	57 87	136	A	Dartmouth	58 70					
105	A	Indiana St.	37 64	81	H	DePaul	84 109					

Non-Div I Games:

Loyola Chicago

■ Loss, 
 ■ Non-Conf, 
 ■ S Site, 
 ■ H Home 
 ■ A Away 
 N Neutral

Average RPI Win:	238	WON-LOST	WINNING	LAST 10	STRENGTH OF	OPP. STRENGTH	TEAM	ADJ.	CONF.	ADJ CONF.
Average RPI Loss:	141	RECORD	PCT. RANK	GAMES	SCHEDULE	OF SCHEDULE	RPI	RPI	RPI	RPI
DIV. I ONLY	6- 15	286	4- 6	152	182	256	256	19	19	
DIV. I NON-CONF.	2- 9	297	0- 2	191	95	306	306	21	21	
TOTALS	RPI 1-25	RPI 26-50	W-L RECORDS	RPI 51-100	RPI 101-150	RPI 150+				
6- 15	0- 2	0- 1	OVERALL	0- 2	1- 4	5- 6				
4- 7	0- 1	0- 0	HOME	0- 1	1- 2	3- 3				
2- 8	0- 1	0- 1	AWAY	0- 1	0- 2	2- 3				
0- 0	0- 0	0- 0	NEUTRAL	0- 0	0- 0	0- 0				
2- 9	0- 2	0- 1	NON-CONFERENCE	0- 1	0- 1	2- 4				
2- 4	0- 1	0- 0	HOME	0- 1	0- 1	2- 1				
0- 5	0- 1	0- 1	AWAY	0- 0	0- 0	0- 3				
0- 0	0- 0	0- 0	NEUTRAL	0- 0	0- 0	0- 0				
4- 6	0- 0	0- 0	CONFERENCE	0- 1	1- 3	3- 2				
2- 3	0- 0	0- 0	HOME	0- 0	1- 1	1- 2				
2- 3	0- 0	0- 0	AWAY	0- 1	0- 2	2- 0				
0- 0	0- 0	0- 0	NEUTRAL	0- 0	0- 0	0- 0				

RPI 1-25				RPI 26-50				RPI 51-100				RPI 101+ Team's RPI: 256			
RPI	S	Opponent	Score	RPI	S	Opponent	Score	RPI	S	Opponent	Score	RPI	S	Opponent	Score
4	A	Maryland	43 65	39	A	Pittsburgh	46 84	60	H	East Carolina	33 82	101	H	Lehigh	64 52
13	H	George Washington	49 72					90	A	American	50 62	106	H	Cornell	61 79
												132	A	Army	44 55
												132	H	Army	53 62
												146	A	Bucknell	49 66
												162	A	William & Mary	71 72
												171	H	Lafayette	49 57
												195	A	Holy Cross	57 51
												202	H	Navy	55 49
												219	H	Towson	50 63
												273	H	Colgate	45 72
												276	A	Georgetown	44 71
												290	A	UMBC	58 81
												298	A	Boston U.	63 53
												300	H	Mt. St. Mary's	56 49
												330	H	Saint Peter's	59 49
LAST 12 Division I GAMES:															
132	H	Army	53 62	101	H	Lehigh	64 52								
195	A	Holy Cross	57 51	90	A	American	50 62								
273	H	Colgate	45 72	132	A	Army	44 55								
146	A	Bucknell	49 66	202	H	Navy	55 49								
298	A	Boston U.	63 53	13	H	George Washington	49 72								
171	H	Lafayette	49 57	106	H	Cornell	61 79								

Non-Div I Games:

Loyola Maryland

■ Loss, 
 ■ Non-Conf, 
 S Site, 
 ■ Home 
 ■ Away 
 N Neutral



Average RPI Win: 241		WON-LOST	WINNING	LAST 10	STRENGTH OF		OPP. STRENGTH	TEAM	ADJ.	CONF.	ADJ CONF.
Average RPI Loss: 131		RECORD	PCT. RANK	GAMES	SCHEDULE		OF SCHEDULE	RPI	RPI	RPI	RPI
DIV. I ONLY		3- 19	332	1- 9	90		165	289	289	8	8
DIV. I NON-CONF.		2- 9	297	0- 1	167		273	310	310	7	7
TOTALS		RPI 1-25	RPI 26-50		W-L RECORDS		RPI 51-100	RPI 101-150		RPI 150+	
3- 19		0- 0	0- 2		OVERALL		0- 9	0- 1		3- 7	
3- 9		0- 0	0- 1		HOME		0- 5	0- 1		3- 2	
0- 10		0- 0	0- 1		AWAY		0- 4	0- 0		0- 5	
0- 0		0- 0	0- 0		NEUTRAL		0- 0	0- 0		0- 0	
2- 9		0- 0	0- 1		NON-CONFERENCE		0- 3	0- 1		2- 4	
2- 4		0- 0	0- 1		HOME		0- 1	0- 1		2- 1	
0- 5		0- 0	0- 0		AWAY		0- 2	0- 0		0- 3	
0- 0		0- 0	0- 0		NEUTRAL		0- 0	0- 0		0- 0	
1- 10		0- 0	0- 1		CONFERENCE		0- 6	0- 0		1- 3	
1- 5		0- 0	0- 0		HOME		0- 4	0- 0		1- 1	
0- 5		0- 0	0- 1		AWAY		0- 2	0- 0		0- 2	
0- 0		0- 0	0- 0		NEUTRAL		0- 0	0- 0		0- 0	

RPI 1-25				RPI 26-50				RPI 51-100				RPI 101+				Team's RPI: 289	
RPI	S	Opponent	Score	RPI	S	Opponent	Score	RPI	S	Opponent	Score	RPI	S	Opponent	Score		
				42	A	Gonzaga	62 76	56	H	BYU	63 71	122	H	UC Riverside	55 81		
				43	H	Washington St.	60 87	58	A	St. Mary's (CA)	71 72	151	H	Cal Poly	79 87		
								58	H	St. Mary's (CA)	49 56	167	H	San Francisco	65 74		
								64	A	Pacific	69 89	197	A	Pepperdine	91 98		
								64	H	Pacific	61 84	213	H	Santa Clara	82 57		
								69	H	San Diego	59 67	226	H	UAB	66 61		
								76	A	Southern California	54 96	253	A	Portland	65 83		
								82	A	Oklahoma St.	65 76	264	A	UNLV	76 91		
								91	H	Hawaii	76 85	284	H	Bowling Green	51 48		
												309	A	Northern Ariz.	64 82		
												318	A	Seattle	57 62		
LAST 12 Division I GAMES:																	
				64	H	Pacific	61 84	69	H	San Diego	59 67						
				58	H	St. Mary's (CA)	49 56	56	H	BYU	63 71						
				167	H	San Francisco	65 74	58	A	St. Mary's (CA)	71 72						
				213	H	Santa Clara	82 57	64	A	Pacific	69 89						
				42	A	Gonzaga	62 76	197	A	Pepperdine	91 98						
				253	A	Portland	65 83	43	H	Washington St.	60 87						

Non-Div I Games:

Loyola Marymount

Loss, Non-Conf, S Site, H Home A Away N Neutral

Average RPI Win: <b>205</b>	WON-LOST	WINNING	LAST 10	STRENGTH OF	OPP. STRENGTH	TEAM	ADJ.	CONF.	ADJ CONF.
Average RPI Loss: <b>128</b>	RECORD	PCT. RANK	GAMES	SCHEDULE	OF SCHEDULE	RPI	RPI	RPI	RPI
DIV. I ONLY	16- 6	52	8- 2	190	184	92	92	23	23
DIV. I NON-CONF.	8- 5	123	1- 2	182	134	127	127	24	24
TOTALS	RPI 1-25	RPI 26-50	W-L RECORDS	RPI 51-100	RPI 101-150	RPI 150+			
16- 6	0- 1	0- 0	OVERALL	1- 1	5- 2	10- 2			
10- 2	0- 0	0- 0	HOME	0- 1	3- 0	7- 1			
6- 3	0- 0	0- 0	AWAY	1- 0	2- 2	3- 1			
0- 1	0- 1	0- 0	NEUTRAL	0- 0	0- 0	0- 0			
8- 5	0- 1	0- 0	NON-CONFERENCE	0- 0	4- 2	4- 2			
6- 1	0- 0	0- 0	HOME	0- 0	3- 0	3- 1			
2- 3	0- 0	0- 0	AWAY	0- 0	1- 2	1- 1			
0- 1	0- 1	0- 0	NEUTRAL	0- 0	0- 0	0- 0			
8- 1	0- 0	0- 0	CONFERENCE	1- 1	1- 0	6- 0			
4- 1	0- 0	0- 0	HOME	0- 1	0- 0	4- 0			
4- 0	0- 0	0- 0	AWAY	1- 0	1- 0	2- 0			
0- 0	0- 0	0- 0	NEUTRAL	0- 0	0- 0	0- 0			

RPI 1-25				RPI 26-50				RPI 51-100				Team's RPI: 92	RPI 101+			
RPI	S	Opponent	Score	RPI	S	Opponent	Score	RPI	S	Opponent	Score		RPI	S	Opponent	Score
17	N	North Carolina	36 65					89	A	Albany (NY)	52 44		104	H	Boston College	69 64
								89	H	Albany (NY)	43 49		116	A	Yale	55 57
													135	A	Hartford	68 57
													136	H	Dartmouth	53 38
													139	H	Harvard	65 46
													144	A	Central Conn. St.	72 58
													147	A	Bryant	52 65
													162	A	William & Mary	54 51
													168	H	New Hampshire	87 56
													178	A	Massachusetts	60 68
													200	A	Stony Brook	58 55
													220	H	Sacred Heart	58 59
													258	H	UMass Lowell	68 54
													263	H	Brown	58 53
													269	H	Northeastern	60 51
													290	A	UMBC	56 42
													294	H	LIU Brooklyn	65 59
													313	H	Vermont	74 46
													314	H	Binghamton	70 48
LAST 12 Division I GAMES:																
				89	A	Albany (NY)	52 44					258	H	UMass Lowell	68 54	
				168	H	New Hampshire	87 56					135	A	Hartford	68 57	
				290	A	UMBC	56 42					116	A	Yale	55 57	
				313	H	Vermont	74 46					89	H	Albany (NY)	43 49	
				314	H	Binghamton	70 48					162	A	William & Mary	54 51	
				200	A	Stony Brook	58 55					17	N	North Carolina	36 65	

Non-Div I Games:

Maine

■ Loss, 
 ■ Non-Conf, 
 S Site, 
 ■ Home 
 ■ Away 
 N Neutral

Average RPI Win:	240	WON-LOST	WINNING	LAST 10	STRENGTH OF	OPP. STRENGTH	TEAM	ADJ.	CONF.	ADJ CONF.
Average RPI Loss:	170	RECORD	PCT. RANK	GAMES	SCHEDULE	OF SCHEDULE	RPI	RPI	RPI	RPI
DIV. I ONLY	2- 18	339	1- 8	124	311	304	304	24	24	
DIV. I NON-CONF.	1- 8	322	0- 2	58	309	259	259	23	23	
TOTALS	RPI 1-25	RPI 26-50	W-L RECORDS	RPI 51-100	RPI 101-150	RPI 150+				
2- 18	0- 0	0- 2	OVERALL	0- 2	0- 3	2- 11				
1- 10	0- 0	0- 0	HOME	0- 1	0- 2	1- 7				
1- 8	0- 0	0- 2	AWAY	0- 1	0- 1	1- 4				
0- 0	0- 0	0- 0	NEUTRAL	0- 0	0- 0	0- 0				
1- 8	0- 0	0- 1	NON-CONFERENCE	0- 2	0- 1	1- 4				
0- 5	0- 0	0- 0	HOME	0- 1	0- 1	0- 3				
1- 3	0- 0	0- 1	AWAY	0- 1	0- 0	1- 1				
0- 0	0- 0	0- 0	NEUTRAL	0- 0	0- 0	0- 0				
1- 10	0- 0	0- 1	CONFERENCE	0- 0	0- 2	1- 7				
1- 5	0- 0	0- 0	HOME	0- 0	0- 1	1- 4				
0- 5	0- 0	0- 1	AWAY	0- 0	0- 1	0- 3				
0- 0	0- 0	0- 0	NEUTRAL	0- 0	0- 0	0- 0				

RPI 1-25				RPI 26-50				RPI 51-100				RPI 101+				Team's RPI: 304	
RPI	S	Opponent	Score	RPI	S	Opponent	Score	RPI	S	Opponent	Score	RPI	S	Opponent	Score		
				36	A	Quinnipiac	51 85	86	A	Fordham	41 70	126	A	Marist	38 77		
				50	A	Ohio	58 82	90	H	American	52 60	126	H	Marist	45 67		
												132	H	Army	49 81		
												159	H	Buffalo	58 68		
												168	H	New Hampshire	54 58		
												175	A	La Salle	48 61		
												177	A	Siena	51 59		
												190	H	Iona	62 79		
												195	A	Holy Cross	66 60		
												238	H	Monmouth	69 73		
												244	A	Niagara	36 64		
												244	H	Niagara	46 53		
												245	A	Canisius	44 55		
												245	H	Canisius	45 56		
												285	H	Rider	55 52		
												323	H	Fairleigh Dickinson	54 73		
LAST 12 Division I GAMES:																	
				244	H	Niagara	46 53	190	H	Iona	62 79						
				126	A	Marist	38 77	285	H	Rider	55 52						
				177	A	Siena	51 59	245	H	Canisius	45 56						
				36	A	Quinnipiac	51 85	168	H	New Hampshire	54 58						
				238	H	Monmouth	69 73	159	H	Buffalo	58 68						
				126	H	Marist	45 67	90	H	American	52 60						

Non-Div I Games:

Manhattan

Average RPI Win: <b>228</b>	WON-LOST	WINNING	LAST 10	STRENGTH OF	OPP. STRENGTH	TEAM	ADJ.	CONF.	ADJ CONF.
Average RPI Loss: <b>109</b>	RECORD	PCT. RANK	GAMES	SCHEDULE	OF SCHEDULE	RPI	RPI	RPI	RPI
DIV. I ONLY	<b>14- 7</b>	<b>74</b>	<b>8- 2</b>	<b>226</b>	<b>146</b>	<b>126</b>	<b>126</b>	<b>24</b>	<b>24</b>
DIV. I NON-CONF.	<b>4- 5</b>	<b>188</b>	<b>2- 0</b>	<b>107</b>	<b>60</b>	<b>163</b>	<b>163</b>	<b>23</b>	<b>23</b>
TOTALS	RPI 1-25	RPI 26-50	W-L RECORDS	RPI 51-100	RPI 101-150	RPI 150+			
14- 7	0- 1	0- 2	OVERALL	2- 1	0- 0	12- 3			
9- 2	0- 0	0- 0	HOME	2- 1	0- 0	7- 1			
4- 4	0- 1	0- 1	AWAY	0- 0	0- 0	4- 2			
1- 1	0- 0	0- 1	NEUTRAL	0- 0	0- 0	1- 0			
4- 5	0- 1	0- 1	NON-CONFERENCE	2- 1	0- 0	2- 2			
3- 1	0- 0	0- 0	HOME	2- 1	0- 0	1- 0			
0- 3	0- 1	0- 0	AWAY	0- 0	0- 0	0- 2			
1- 1	0- 0	0- 1	NEUTRAL	0- 0	0- 0	1- 0			
10- 2	0- 0	0- 1	CONFERENCE	0- 0	0- 0	10- 1			
6- 1	0- 0	0- 0	HOME	0- 0	0- 0	6- 1			
4- 1	0- 0	0- 1	AWAY	0- 0	0- 0	4- 0			
0- 0	0- 0	0- 0	NEUTRAL	0- 0	0- 0	0- 0			

RPI 1-25				RPI 26-50				RPI 51-100				RPI 101+ Team's RPI: 126			
RPI	S	Opponent	Score	RPI	S	Opponent	Score	RPI	S	Opponent	Score	RPI	S	Opponent	Score
3	A	Baylor	60 <b>90</b>	36	A	Quinnipiac	55 <b>73</b>	65	H	South Dakota St.	82 64	152	H	Fairfield	55 <b>56</b>
				47	N	Stetson	50 <b>57</b>	66	H	St. John's (NY)	48 <b>49</b>	177	A	Siena	56 46
								89	H	Albany (NY)	61 58	177	H	Siena	65 58
												187	A	Delaware	60 <b>70</b>
												190	A	Iona	63 58
												238	A	Monmouth	63 60
												238	H	Monmouth	75 65
												245	H	Canisius	74 64
												257	N	Utah St.	68 65
												269	A	Northeastern	51 <b>58</b>
												285	H	Rider	60 46
												298	H	Boston U.	77 50
												304	A	Manhattan	67 45
												304	H	Manhattan	77 38
												330	H	Saint Peter's	77 51
LAST 12 Division I GAMES:															
190	A	Iona	63 58	304	A	Manhattan	67 45								
304	H	Manhattan	77 38	238	A	Monmouth	63 60								
330	H	Saint Peter's	77 51	152	H	Fairfield	55 <b>56</b>								
36	A	Quinnipiac	55 <b>73</b>	177	A	Siena	56 46								
177	H	Siena	65 58	65	H	South Dakota St.	82 64								
245	H	Canisius	74 64	298	H	Boston U.	77 50								

Non-Div I Games:

Marist

■ Loss, 
 ■ Non-Conf, 
 S Site, 
 ■ Home 
 ■ Away 
 N Neutral

Average RPI Win: <b>227</b>	WON-LOST	WINNING	LAST 10	STRENGTH OF	OPP. STRENGTH	TEAM	ADJ.	CONF.	ADJ CONF.
Average RPI Loss: <b>114</b>	RECORD	PCT. RANK	GAMES	SCHEDULE	OF SCHEDULE	RPI	RPI	RPI	RPI
DIV. I ONLY	5- 17	301	1- 9	157	68	281	281	9	9
DIV. I NON-CONF.	4- 7	219	1- 0	155	49	239	239	8	8
TOTALS	RPI 1-25	RPI 26-50	W-L RECORDS	RPI 51-100	RPI 101-150	RPI 150+			
5- 17	0- 2	1- 1	OVERALL	0- 7	0- 2	4- 5			
5- 9	0- 1	1- 0	HOME	0- 5	0- 0	4- 3			
0- 8	0- 1	0- 1	AWAY	0- 2	0- 2	0- 2			
0- 0	0- 0	0- 0	NEUTRAL	0- 0	0- 0	0- 0			
4- 7	0- 2	1- 0	NON-CONFERENCE	0- 1	0- 2	3- 2			
4- 3	0- 1	1- 0	HOME	0- 1	0- 0	3- 1			
0- 4	0- 1	0- 0	AWAY	0- 0	0- 2	0- 1			
0- 0	0- 0	0- 0	NEUTRAL	0- 0	0- 0	0- 0			
1- 10	0- 0	0- 1	CONFERENCE	0- 6	0- 0	1- 3			
1- 6	0- 0	0- 0	HOME	0- 4	0- 0	1- 2			
0- 4	0- 0	0- 1	AWAY	0- 2	0- 0	0- 1			
0- 0	0- 0	0- 0	NEUTRAL	0- 0	0- 0	0- 0			

RPI 1-25				RPI 26-50				RPI 51-100				RPI 101+ Team's RPI: 281			
RPI	S	Opponent	Score	RPI	S	Opponent	Score	RPI	S	Opponent	Score	RPI	S	Opponent	Score
15	A	Duke	51 <b>83</b>	32	A	Seton Hall	58 <b>88</b>	66	A	St. John's (NY)	52 <b>67</b>	129	A	Wisconsin	64 <b>89</b>
18	H	Green Bay	66 <b>94</b>	44	H	Vanderbilt	80 67	80	H	South Dakota	65 <b>69</b>	141	A	Auburn	53 <b>79</b>
								81	H	DePaul	67 <b>101</b>	163	A	Wake Forest	77 <b>89</b>
								85	A	Villanova	48 <b>68</b>	165	H	Xavier	71 <b>74</b>
								85	H	Villanova	59 <b>75</b>	181	H	Northern Ky.	68 <b>77</b>
								88	H	Creighton	75 <b>93</b>	231	H	Western Ill.	65 57
								97	H	Butler	67 <b>76</b>	235	H	Providence	58 <b>66</b>
												272	H	Milwaukee	85 80
												276	A	Georgetown	76 <b>83</b>
												276	H	Georgetown	80 73
												310	H	Loyola Chicago	86 71
LAST 12 Division I GAMES:															
276	H	Georgetown	80 73	97	H	Butler	67 <b>76</b>								
85	H	Villanova	59 <b>75</b>	81	H	DePaul	67 <b>101</b>								
88	H	Creighton	75 <b>93</b>	85	A	Villanova	48 <b>68</b>								
235	H	Providence	58 <b>66</b>	276	A	Georgetown	76 <b>83</b>								
66	A	St. John's (NY)	52 <b>67</b>	165	H	Xavier	71 <b>74</b>								
32	A	Seton Hall	58 <b>88</b>	231	H	Western Ill.	65 57								

Non-Div I Games:

Marquette

■ Loss, 
■ Non-Conf, 
■ S Site, 
■ H Home 
■ A Away 
N Neutral

## Marshall

Through Games Of Feb. 1, 2015

Average RPI Win:	219	WON-LOST	WINNING	LAST 10	STRENGTH OF	OPP. STRENGTH	TEAM	ADJ.	CONF.	ADJ CONF.
Average RPI Loss:	136	RECORD	PCT. RANK	GAMES	SCHEDULE	OF SCHEDULE	RPI	RPI	RPI	RPI
DIV. I ONLY	11- 7	111	6- 4	181	203	124	124	17	17	
DIV. I NON-CONF.	6- 3	92	1- 1	221	295	100	100	18	18	
TOTALS	RPI 1-25	RPI 26-50	W-L RECORDS	RPI 51-100	RPI 101-150	RPI 150+				
11- 7	0- 0	0- 1	OVERALL	0- 1	3- 2	8- 3				
5- 2	0- 0	0- 1	HOME	0- 0	1- 1	4- 0				
5- 4	0- 0	0- 0	AWAY	0- 0	2- 1	3- 3				
1- 1	0- 0	0- 0	NEUTRAL	0- 1	0- 0	1- 0				
6- 3	0- 0	0- 0	NON-CONFERENCE	0- 1	1- 1	5- 1				
2- 0	0- 0	0- 0	HOME	0- 0	0- 0	2- 0				
3- 2	0- 0	0- 0	AWAY	0- 0	1- 1	2- 1				
1- 1	0- 0	0- 0	NEUTRAL	0- 1	0- 0	1- 0				
5- 4	0- 0	0- 1	CONFERENCE	0- 0	2- 1	3- 2				
3- 2	0- 0	0- 1	HOME	0- 0	1- 1	2- 0				
2- 2	0- 0	0- 0	AWAY	0- 0	1- 0	1- 2				
0- 0	0- 0	0- 0	NEUTRAL	0- 0	0- 0	0- 0				

RPI 1-25			RPI 26-50			RPI 51-100			RPI 101+			Team's RPI: 124
RPI	S	Opponent	Score	RPI	S	Opponent	Score	RPI	S	Opponent	Score	
				38	H	Western Ky.	53 67	61	N	West Virginia	56 69	
								103	H	Louisiana Tech	67 68	
								106	A	Cornell	49 58	
								117	H	Southern Miss.	67 65	
								120	A	Rhode Island	61 45	
								125	A	Old Dominion	69 37	
								152	N	Fairfield	68 55	
								184	H	Fla. Atlantic	66 59	
								191	A	UTSA	48 60	
								196	H	Robert Morris	62 46	
								201	A	Charlotte	56 74	
								252	A	Eastern Ky.	58 63	
								254	A	UTEP	76 71	
								279	A	Norfolk St.	73 71	
								322	H	FIU	67 61	
								324	A	Coastal Caro.	77 65	
								331	H	UMES	74 57	
LAST 12 Division I GAMES:												
103	H	Louisiana Tech	67 68	201	A	Charlotte	56 74					
117	H	Southern Miss.	67 65	125	A	Old Dominion	69 37					
254	A	UTEP	76 71	38	H	Western Ky.	53 67					
191	A	UTSA	48 60	196	H	Robert Morris	62 46					
184	H	Fla. Atlantic	66 59	61	N	West Virginia	56 69					
322	H	FIU	67 61	279	A	Norfolk St.	73 71					

Non-Div I Games: Salem Int'l 84 41 Brescia 127 56

Marshall

Loss, Non-Conf, S Site, H Home A Away N Neutral

Average RPI Win:	113	WON-LOST	WINNING	LAST 10	STRENGTH OF	OPP. STRENGTH	TEAM	ADJ.	CONF.	ADJ CONF.
Average RPI Loss:	23	RECORD	PCT. RANK	GAMES	SCHEDULE	OF SCHEDULE	RPI	RPI	RPI	RPI
DIV. I ONLY	19- 2	10	10- 0	11	26	4	4	4	4	
DIV. I NON-CONF.	9- 2	35	2- 0	57	82	27	27	1	1	
TOTALS	RPI 1-25	RPI 26-50	W-L RECORDS	RPI 51-100	RPI 101-150	RPI 150+				
19- 2	4- 1	5- 1	OVERALL	4- 0	1- 0	5- 0				
11- 0	2- 0	1- 0	HOME	4- 0	0- 0	4- 0				
7- 1	1- 1	4- 0	AWAY	0- 0	1- 0	1- 0				
1- 1	1- 0	0- 1	NEUTRAL	0- 0	0- 0	0- 0				
9- 2	3- 1	0- 1	NON-CONFERENCE	1- 0	0- 0	5- 0				
6- 0	1- 0	0- 0	HOME	1- 0	0- 0	4- 0				
2- 1	1- 1	0- 0	AWAY	0- 0	0- 0	1- 0				
1- 1	1- 0	0- 1	NEUTRAL	0- 0	0- 0	0- 0				
10- 0	1- 0	5- 0	CONFERENCE	3- 0	1- 0	0- 0				
5- 0	1- 0	1- 0	HOME	3- 0	0- 0	0- 0				
5- 0	0- 0	4- 0	AWAY	0- 0	1- 0	0- 0				
0- 0	0- 0	0- 0	NEUTRAL	0- 0	0- 0	0- 0				

RPI 1-25				RPI 26-50				RPI 51-100				RPI 101+			
RPI	S	Opponent	Score	RPI	S	Opponent	Score	RPI	S	Opponent	Score	RPI	S	Opponent	Score
2	A	Notre Dame	72 92	29	A	Nebraska	75 47	54	H	Purdue	88 64	143	A	Indiana	84 74
5	H	Iowa	93 88	33	A	Minnesota	77 73	90	H	American	94 50	219	H	Towson	81 52
13	A	George Washington	75 65	37	H	Ohio St.	87 78	94	H	Michigan St.	85 56	256	H	Loyola Maryland	65 43
19	H	South Fla.	85 67	41	A	Michigan	91 65	95	H	Illinois	74 54	300	H	Mt. St. Mary's	109 45
25	N	James Madison	80 64	43	N	Washington St.	64 70					325	H	Wagner	97 24
				49	A	Rutgers	71 59					328	A	Coppin St.	110 51
LAST 12 Division I GAMES:															
		5	H	Iowa			93 88			33	A	Minnesota			77 73
		41	A	Michigan			91 65			54	H	Purdue			88 64
		143	A	Indiana			84 74			29	A	Nebraska			75 47
		94	H	Michigan St.			85 56			37	H	Ohio St.			87 78
		95	H	Illinois			74 54			328	A	Coppin St.			110 51
		49	A	Rutgers			71 59			90	H	American			94 50

M  
a  
r  
y  
l  
a  
n  
d

M  
a  
r  
y  
l  
a  
n  
d

Non-Div I Games:

Maryland

Loss, Non-Conf, S Site, H Home A Away N Neutral

## Massachusetts

Through Games Of Feb. 1, 2015

Average RPI Win:	193	WON-LOST	WINNING	LAST 10	STRENGTH OF	OPP. STRENGTH	TEAM	ADJ.	CONF.	ADJ CONF.
Average RPI Loss:	107	RECORD	PCT. RANK	GAMES	SCHEDULE	OF SCHEDULE	RPI	RPI	RPI	RPI
DIV. I ONLY	8- 12	228	3- 7	104	99	178	178	6	6	
DIV. I NON-CONF.	6- 6	158	2- 2	159	115	151	151	6	6	
TOTALS	RPI 1-25	RPI 26-50	W-L RECORDS	RPI 51-100	RPI 101-150	RPI 150+				
8- 12	0- 2	0- 1	OVERALL	2- 3	1- 4	5- 2				
5- 4	0- 1	0- 0	HOME	2- 0	0- 2	3- 1				
3- 6	0- 0	0- 0	AWAY	0- 3	1- 2	2- 1				
0- 2	0- 1	0- 1	NEUTRAL	0- 0	0- 0	0- 0				
6- 6	0- 1	0- 1	NON-CONFERENCE	2- 1	0- 2	4- 1				
4- 1	0- 0	0- 0	HOME	2- 0	0- 1	2- 0				
2- 3	0- 0	0- 0	AWAY	0- 1	0- 1	2- 1				
0- 2	0- 1	0- 1	NEUTRAL	0- 0	0- 0	0- 0				
2- 6	0- 1	0- 0	CONFERENCE	0- 2	1- 2	1- 1				
1- 3	0- 1	0- 0	HOME	0- 0	0- 1	1- 1				
1- 3	0- 0	0- 0	AWAY	0- 2	1- 1	0- 0				
0- 0	0- 0	0- 0	NEUTRAL	0- 0	0- 0	0- 0				

RPI S	Opponent	Score	RPI S	Opponent	Score	RPI S	Opponent	Score	RPI S	Opponent	Score	Team's RPI: 178
13 H	George Washington	54 69	50 N	Ohio	52 59	83 A	Western Mich.	41 63	112 A	Saint Joseph's	65 47	
14 N	Florida St.	47 73				86 A	Fordham	42 65	119 A	Central Mich.	70 72	
						90 H	American	71 61	139 H	Harvard	62 75	
						92 H	Maine	68 60	149 A	St. Bonaventure	53 65	
						96 A	Richmond	44 64	149 H	St. Bonaventure	57 77	
									158 H	Saint Louis	67 75	
									175 H	La Salle	71 68	
									195 H	Holy Cross	72 61	
									233 A	Georgia St.	66 71	
									243 H	UCF	67 62	
									298 A	Boston U.	78 57	
									340 A	North Texas	56 46	
LAST 12 Division I GAMES:												
149 H	St. Bonaventure	57 77	158 H	Saint Louis	67 75							
96 A	Richmond	44 64	149 A	St. Bonaventure	53 65							
86 A	Fordham	42 65	298 A	Boston U.	78 57							
13 H	George Washington	54 69	50 N	Ohio	52 59							
175 H	La Salle	71 68	233 A	Georgia St.	66 71							
112 A	Saint Joseph's	65 47	195 H	Holy Cross	72 61							

Non-Div I Games:

Massachusetts

  Loss, 
  Non-Conf, 
  S Site, 
  H Home 
  A Away 
N Neutral



Average RPI Win:	257	WON-LOST	WINNING	LAST 10	STRENGTH OF	OPP. STRENGTH	TEAM	ADJ.	CONF.	ADJ CONF.
Average RPI Loss:	165	RECORD	PCT. RANK	GAMES	SCHEDULE	OF SCHEDULE	RPI	RPI	RPI	RPI
DIV. I ONLY	8- 8	168	7- 3	253	273	209	209	28	28	
DIV. I NON-CONF.	2- 5	259	1- 2	45	79	194	194	27	27	
TOTALS	RPI 1-25	RPI 26-50	W-L RECORDS	RPI 51-100	RPI 101-150	RPI 150+				
8- 8	0- 1	0- 2	OVERALL	0- 0	1- 0	7- 5				
5- 2	0- 0	0- 1	HOME	0- 0	1- 0	4- 1				
3- 6	0- 1	0- 1	AWAY	0- 0	0- 0	3- 4				
0- 0	0- 0	0- 0	NEUTRAL	0- 0	0- 0	0- 0				
2- 5	0- 1	0- 2	NON-CONFERENCE	0- 0	1- 0	1- 2				
2- 1	0- 0	0- 1	HOME	0- 0	1- 0	1- 0				
0- 4	0- 1	0- 1	AWAY	0- 0	0- 0	0- 2				
0- 0	0- 0	0- 0	NEUTRAL	0- 0	0- 0	0- 0				
6- 3	0- 0	0- 0	CONFERENCE	0- 0	0- 0	6- 3				
3- 1	0- 0	0- 0	HOME	0- 0	0- 0	3- 1				
3- 2	0- 0	0- 0	AWAY	0- 0	0- 0	3- 2				
0- 0	0- 0	0- 0	NEUTRAL	0- 0	0- 0	0- 0				

RPI 1-25				RPI 26-50				RPI 51-100				RPI 101+ Team's RPI: 209			
RPI	S	Opponent	Score	RPI	S	Opponent	Score	RPI	S	Opponent	Score	RPI	S	Opponent	Score
21	A	Texas	59 76	28	A	Texas A&M	27 93					117	H	Southern Miss.	57 55
				48	H	Tulane	55 75					176	H	Stephen F. Austin	73 67
												208	A	Northwestern St.	54 75
												211	A	La.-Monroe	63 66
												221	H	Texas Southern	74 70
												262	A	Rice	55 57
												268	H	Abilene Christian	59 75
												275	A	A&M-Corpus Christi	65 76
												282	A	Sam Houston St.	79 74
												283	A	Southeastern La.	78 57
												306	H	Houston Baptist	60 57
												329	A	Incarnate Word	104 101
												345	H	New Orleans	82 58
LAST 12 Division I GAMES:															
345	H	New Orleans	82 58	275	A	A&M-Corpus Christi	65 76								
283	A	Southeastern La.	78 57	306	H	Houston Baptist	60 57								
208	A	Northwestern St.	54 75	176	H	Stephen F. Austin	73 67								
329	A	Incarnate Word	104 101	221	H	Texas Southern	74 70								
282	A	Sam Houston St.	79 74	262	A	Rice	55 57								
268	H	Abilene Christian	59 75	21	A	Texas	59 76								

Non-Div I Games: Centenary (LA) 86 35 LSU-Alexandria 79 70 Wiley 67 66 Louisiana Col. 83 61  
McNeese St.

Average RPI Win:	222	WON-LOST	WINNING	LAST 10	STRENGTH OF	OPP. STRENGTH	TEAM	ADJ.	CONF.	ADJ CONF.
Average RPI Loss:	78	RECORD	PCT. RANK	GAMES	SCHEDULE	OF SCHEDULE	RPI	RPI	RPI	RPI
DIV. I ONLY	11- 10	158	5- 5	150	79	145	145	7	7	
DIV. I NON-CONF.	6- 5	145	1- 1	162	83	153	153	9	9	
TOTALS	RPI 1-25	RPI 26-50	W-L RECORDS	RPI 51-100	RPI 101-150	RPI 150+				
11- 10	0- 3	0- 2	OVERALL	1- 2	1- 0	9- 3				
8- 4	0- 1	0- 2	HOME	1- 0	1- 0	6- 1				
3- 6	0- 2	0- 0	AWAY	0- 2	0- 0	3- 2				
0- 0	0- 0	0- 0	NEUTRAL	0- 0	0- 0	0- 0				
6- 5	0- 1	0- 2	NON-CONFERENCE	0- 1	1- 0	5- 1				
5- 2	0- 0	0- 2	HOME	0- 0	1- 0	4- 0				
1- 3	0- 1	0- 0	AWAY	0- 1	0- 0	1- 1				
0- 0	0- 0	0- 0	NEUTRAL	0- 0	0- 0	0- 0				
5- 5	0- 2	0- 0	CONFERENCE	1- 1	0- 0	4- 2				
3- 2	0- 1	0- 0	HOME	1- 0	0- 0	2- 1				
2- 3	0- 1	0- 0	AWAY	0- 1	0- 0	2- 1				
0- 0	0- 0	0- 0	NEUTRAL	0- 0	0- 0	0- 0				

RPI 1-25				RPI 26-50				RPI 51-100				RPI 101+ Team's RPI: 145			
RPI	S	Opponent	Score	RPI	S	Opponent	Score	RPI	S	Opponent	Score	RPI	S	Opponent	Score
13	A	George Washington	44 63	33	H	Minnesota	62 68	60	A	East Carolina	39 60	119	H	Central Mich.	62 61
19	A	South Fla.	39 72	45	H	UALR	59 66	60	H	East Carolina	60 57	155	H	Temple	57 58
19	H	South Fla.	53 57					95	A	Illinois	58 60	160	H	Samford	64 48
												164	A	Southern Ill.	75 82
												174	A	Tulsa	69 79
												185	H	Missouri St.	79 63
												234	H	Austin Peay	65 60
												243	A	UCF	70 66
												261	H	Houston	84 49
												276	A	Georgetown	63 46
												277	A	Cincinnati	56 44
												277	H	Cincinnati	41 38
												346	H	Mississippi Val.	62 39
LAST 12 Division I GAMES:															
19	H	South Fla.	53 57	243	A	UCF	70 66	60	H	East Carolina	60 57	19	A	South Fla.	39 72
277	A	Cincinnati	56 44	60	H	East Carolina	60 57	155	H	Temple	57 58	346	H	Mississippi Val.	62 39
261	H	Houston	84 49	19	A	South Fla.	39 72	13	A	George Washington	44 63				
60	A	East Carolina	39 60												
277	H	Cincinnati	41 38												
174	A	Tulsa	69 79												

Non-Div I Games:

Memphis

■ Loss, 
 ■ Non-Conf, S Site, 
 ■ Home 
 ■ Away 
 N Neutral

Average RPI Win: <b>260</b>	WON-LOST	WINNING	LAST 10	STRENGTH OF	OPP. STRENGTH	TEAM	ADJ.	CONF.	ADJ CONF.
Average RPI Loss: <b>137</b>	RECORD	PCT. RANK	GAMES	SCHEDULE	OF SCHEDULE	RPI	RPI	RPI	RPI
DIV. I ONLY	<b>11- 11</b>	<b>168</b>	<b>5- 5</b>	<b>230</b>	<b>267</b>	<b>198</b>	<b>198</b>	<b>20</b>	<b>20</b>
DIV. I NON-CONF.	<b>8- 8</b>	<b>158</b>	<b>2- 4</b>	<b>234</b>	<b>294</b>	<b>198</b>	<b>198</b>	<b>20</b>	<b>20</b>
TOTALS	RPI 1-25	RPI 26-50	W-L RECORDS	RPI 51-100	RPI 101-150	RPI 150+			
11- 11	0- 0	0- 3	OVERALL	0- 0	1- 3	10- 5			
5- 5	0- 0	0- 1	HOME	0- 0	0- 3	5- 1			
6- 6	0- 0	0- 2	AWAY	0- 0	1- 0	5- 4			
0- 0	0- 0	0- 0	NEUTRAL	0- 0	0- 0	0- 0			
8- 8	0- 0	0- 2	NON-CONFERENCE	0- 0	1- 1	7- 5			
4- 3	0- 0	0- 1	HOME	0- 0	0- 1	4- 1			
4- 5	0- 0	0- 1	AWAY	0- 0	1- 0	3- 4			
0- 0	0- 0	0- 0	NEUTRAL	0- 0	0- 0	0- 0			
3- 3	0- 0	0- 1	CONFERENCE	0- 0	0- 2	3- 0			
1- 2	0- 0	0- 0	HOME	0- 0	0- 2	1- 0			
2- 1	0- 0	0- 1	AWAY	0- 0	0- 0	2- 0			
0- 0	0- 0	0- 0	NEUTRAL	0- 0	0- 0	0- 0			

RPI 1-25				RPI 26-50				RPI 51-100				RPI 101+ Team's RPI: 198			
RPI	S	Opponent	Score	RPI	S	Opponent	Score	RPI	S	Opponent	Score	RPI	S	Opponent	Score
				26	A	Chattanooga	59 71					110	H	Furman	55 58
				31	H	Georgia	49 68					121	H	East Tenn. St.	70 72
				35	A	Mississippi St.	66 97					140	A	Kennesaw St.	54 44
												140	H	Kennesaw St.	56 76
												153	A	Alabama	46 39
												158	A	Saint Louis	80 75
												164	A	Southern Ill.	52 67
												180	A	Jacksonville St.	66 67
												194	H	Belmont	83 86
												232	A	North Florida	55 57
												252	H	Eastern Ky.	69 64
												270	A	Col. of Charleston	59 72
												288	A	Ga. Southern	84 61
												292	H	Jackson St.	80 48
												295	A	Western Caro.	68 51
												303	A	UNC Greensboro	74 73
												316	H	Wofford	80 51
												332	H	Tennessee Tech	73 67
												335	H	Florida A&M	61 47
LAST 12 Division I GAMES:															
				26	A	Chattanooga	59 71	140	A	Kennesaw St.	54 44				
				121	H	East Tenn. St.	70 72	335	H	Florida A&M	61 47				
				110	H	Furman	55 58	232	A	North Florida	55 57				
				316	H	Wofford	80 51	180	A	Jacksonville St.	66 67				
				303	A	UNC Greensboro	74 73	270	A	Col. of Charleston	59 72				
				295	A	Western Caro.	68 51	194	H	Belmont	83 86				

Non-Div I Games:

Mercer

■ Loss, 
 ■ Non-Conf, 
 ■ S Site, 
 ■ H Home 
 ■ A Away 
 N Neutral

Average RPI Win:	181	WON-LOST	WINNING	LAST 10	STRENGTH OF	OPP. STRENGTH	TEAM	ADJ.	CONF.	ADJ CONF.
Average RPI Loss:	28	RECORD	PCT. RANK	GAMES	SCHEDULE	OF SCHEDULE	RPI	RPI	RPI	RPI
DIV. I ONLY	15- 6	57	7- 3	105	25	57	57	2	2	
DIV. I NON-CONF.	10- 3	52	3- 1	259	77	111	111	4	4	
TOTALS	RPI 1-25	RPI 26-50	W-L RECORDS	RPI 51-100	RPI 101-150	RPI 150+				
15- 6	1- 3	0- 3	OVERALL	3- 0	3- 0	8- 0				
13- 1	1- 1	0- 0	HOME	2- 0	3- 0	7- 0				
1- 5	0- 2	0- 3	AWAY	0- 0	0- 0	1- 0				
1- 0	0- 0	0- 0	NEUTRAL	1- 0	0- 0	0- 0				
10- 3	0- 1	0- 2	NON-CONFERENCE	2- 0	1- 0	7- 0				
9- 1	0- 1	0- 0	HOME	1- 0	1- 0	7- 0				
0- 2	0- 0	0- 2	AWAY	0- 0	0- 0	0- 0				
1- 0	0- 0	0- 0	NEUTRAL	1- 0	0- 0	0- 0				
5- 3	1- 2	0- 1	CONFERENCE	1- 0	2- 0	1- 0				
4- 0	1- 0	0- 0	HOME	1- 0	2- 0	0- 0				
1- 3	0- 2	0- 1	AWAY	0- 0	0- 0	1- 0				
0- 0	0- 0	0- 0	NEUTRAL	0- 0	0- 0	0- 0				

RPI 1-25				RPI 26-50				RPI 51-100				RPI 101+			
RPI	S	Opponent	Score	RPI	S	Opponent	Score	RPI	S	Opponent	Score	RPI	S	Opponent	Score
2	H	Notre Dame	78 63	39	A	Pittsburgh	66 81	79	H	LSU	76 71	104	H	Boston College	74 53
8	A	Louisville	55 68	46	A	Middle Tenn.	48 53	84	N	UCLA	74 67	129	H	Wisconsin	66 54
10	H	Arizona St.	61 65	48	A	Tulane	65 70	93	H	Virginia	67 58	138	H	Clemson	79 42
15	A	Duke	53 68									174	H	Tulsa	69 57
												186	A	Virginia Tech	62 45
												232	H	North Florida	81 53
												249	H	Oakland	66 53
												260	H	Jacksonville	65 36
												315	H	Illinois St.	95 44
												328	H	Coppin St.	70 54
												335	H	Florida A&M	83 47
LAST 12 Division I GAMES:															
39	A	Pittsburgh	66 81	2	H	Notre Dame	78 63								
8	A	Louisville	55 68	104	H	Boston College	74 53								
93	H	Virginia	67 58	79	H	LSU	76 71								
15	A	Duke	53 68	335	H	Florida A&M	83 47								
138	H	Clemson	79 42	48	A	Tulane	65 70								
186	A	Virginia Tech	62 45	84	N	UCLA	74 67								

Non-Div I Games:

Miami (FL)

■ Loss, 
■ Non-Conf, S Site, 
■ Home 
■ Away 
N Neutral

Average RPI Win:	254	WON-LOST	WINNING	LAST 10	STRENGTH OF	OPP. STRENGTH	TEAM	ADJ.	CONF.	ADJ CONF.
Average RPI Loss:	147	RECORD	PCT. RANK	GAMES	SCHEDULE	OF SCHEDULE	RPI	RPI	RPI	RPI
DIV. I ONLY	2- 17	337	1- 9	139	192	302	302	15	15	
DIV. I NON-CONF.	2- 8	295	1- 2	172	182	290	290	17	17	
TOTALS	RPI 1-25	RPI 26-50	W-L RECORDS	RPI 51-100	RPI 101-150	RPI 150+				
2- 17	0- 0	0- 1	OVERALL	0- 4	0- 3	2- 9				
1- 7	0- 0	0- 0	HOME	0- 2	0- 1	1- 4				
0- 7	0- 0	0- 0	AWAY	0- 1	0- 1	0- 5				
1- 3	0- 0	0- 1	NEUTRAL	0- 1	0- 1	1- 0				
2- 8	0- 0	0- 1	NON-CONFERENCE	0- 2	0- 1	2- 4				
1- 2	0- 0	0- 0	HOME	0- 0	0- 0	1- 2				
0- 3	0- 0	0- 0	AWAY	0- 1	0- 0	0- 2				
1- 3	0- 0	0- 1	NEUTRAL	0- 1	0- 1	1- 0				
0- 9	0- 0	0- 0	CONFERENCE	0- 2	0- 2	0- 5				
0- 5	0- 0	0- 0	HOME	0- 2	0- 1	0- 2				
0- 4	0- 0	0- 0	AWAY	0- 0	0- 1	0- 3				
0- 0	0- 0	0- 0	NEUTRAL	0- 0	0- 0	0- 0				

RPI S	Opponent	Score	RPI S	Opponent	Score	RPI S	Opponent	Score	RPI S	Opponent	Score	Team's RPI: 302
35 N	Mississippi St.	42 68	67 N	Drexel	54 71	114 A	Toledo	53 63				
			78 H	Akron	47 65	119 H	Central Mich.	54 60				
			83 H	Western Mich.	53 61	125 N	Old Dominion	63 69				
			94 A	Michigan St.	39 85	159 H	Buffalo	51 71				
						169 A	Ball St.	41 72				
						169 H	Ball St.	55 72				
						172 H	UT Martin	57 90				
						179 A	Eastern Mich.	38 56				
						192 H	Ill.-Chicago	69 72				
						205 A	Evansville	41 51				
						236 N	Davidson	59 58				
						249 A	Oakland	51 65				
						271 H	Valparaiso	82 59				
						284 A	Bowling Green	53 66				
LAST 12 Division I GAMES:												
83 H	Western Mich.	53 61	159 H	Buffalo	51 71							
169 H	Ball St.	55 72	169 A	Ball St.	41 72							
284 A	Bowling Green	53 66	114 A	Toledo	53 63							
179 A	Eastern Mich.	38 56	236 N	Davidson	59 58							
78 H	Akron	47 65	67 N	Drexel	54 71							
119 H	Central Mich.	54 60	35 N	Mississippi St.	42 68							

Non-Div I Games: Cincinnati Christia75 53

Miami (OH)

Loss, Non-Conf, S Site, H Home A Away N Neutral

## Michigan

Through Games Of Feb. 1, 2015

Average RPI Win:	136	WON-LOST	WINNING	LAST 10	STRENGTH OF	OPP. STRENGTH	TEAM	ADJ.	CONF.	ADJ CONF.
Average RPI Loss:	34	RECORD	PCT. RANK	GAMES	SCHEDULE	OF SCHEDULE	RPI	RPI	RPI	RPI
DIV. I ONLY	13- 8	102	5- 5	20	11	41	41	4	4	
DIV. I NON-CONF.	8- 3	71	2- 0	27	33	36	36	1	1	
TOTALS	RPI 1-25	RPI 26-50	W-L RECORDS	RPI 51-100	RPI 101-150	RPI 150+				
13- 8	0- 4	2- 3	OVERALL	4- 0	1- 1	6- 0				
10- 2	0- 2	1- 0	HOME	3- 0	1- 0	5- 0				
1- 6	0- 2	0- 3	AWAY	1- 0	0- 1	0- 0				
2- 0	0- 0	1- 0	NEUTRAL	0- 0	0- 0	1- 0				
8- 3	0- 2	1- 1	NON-CONFERENCE	1- 0	1- 0	5- 0				
6- 1	0- 1	0- 0	HOME	1- 0	1- 0	4- 0				
0- 2	0- 1	0- 1	AWAY	0- 0	0- 0	0- 0				
2- 0	0- 0	1- 0	NEUTRAL	0- 0	0- 0	1- 0				
5- 5	0- 2	1- 2	CONFERENCE	3- 0	0- 1	1- 0				
4- 1	0- 1	1- 0	HOME	2- 0	0- 0	1- 0				
1- 4	0- 1	0- 2	AWAY	1- 0	0- 1	0- 0				
0- 0	0- 0	0- 0	NEUTRAL	0- 0	0- 0	0- 0				

RPI 1-25				RPI 26-50				Team's RPI: 41	RPI 51-100				RPI 101+			
RPI	S	Opponent	Score	RPI	S	Opponent	Score		RPI	S	Opponent	Score	RPI	S	Opponent	Score
2	A	Notre Dame	50 70	29	A	Nebraska	60 75		51	A	Northwestern	73 66	129	A	Wisconsin	53 63
4	H	Maryland	65 91	37	H	Ohio St.	100 94		83	H	Western Mich.	74 47	146	H	Bucknell	68 61
5	A	Iowa	70 76	39	A	Pittsburgh	64 85		94	H	Michigan St.	74 65	163	H	Wake Forest	83 69
16	H	Princeton	55 85	43	N	Washington St.	76 64		95	H	Illinois	70 57	179	H	Eastern Mich.	81 52
				49	A	Rutgers	68 81						199	H	Penn St.	89 53
LAST 12 Division I GAMES:																
				29	A	Nebraska	60 75		49	A	Rutgers	68 81				
				4	H	Maryland	65 91		94	H	Michigan St.	74 65				
				95	H	Illinois	70 57		199	H	Penn St.	89 53				
				5	A	Iowa	70 76		129	A	Wisconsin	53 63				
				51	A	Northwestern	73 66		179	H	Eastern Mich.	81 52				
				37	H	Ohio St.	100 94		245	H	Canisius	79 43				

Non-Div I Games:

Michigan

■ Loss, 
■ Non-Conf, 
■ S Site, 
■ H Home 
■ A Away 
N Neutral

Average RPI Win:	190	WON-LOST	WINNING	LAST 10	STRENGTH OF	OPP. STRENGTH	TEAM	ADJ.	CONF.	ADJ CONF.
Average RPI Loss:	36	RECORD	PCT. RANK	GAMES	SCHEDULE	OF SCHEDULE	RPI	RPI	RPI	RPI
DIV. I ONLY	11- 10	158	3- 7	32	40	94	94	4	4	
DIV. I NON-CONF.	8- 3	71	1- 1	122	50	70	70	1	1	
TOTALS	RPI 1-25	RPI 26-50	W-L RECORDS	RPI 51-100	RPI 101-150	RPI 150+				
11- 10	0- 4	1- 3	OVERALL	2- 2	2- 1	6- 0				
9- 4	0- 2	0- 1	HOME	2- 1	2- 0	5- 0				
1- 5	0- 1	0- 2	AWAY	0- 1	0- 1	1- 0				
1- 1	0- 1	1- 0	NEUTRAL	0- 0	0- 0	0- 0				
8- 3	0- 2	1- 1	NON-CONFERENCE	1- 0	0- 0	6- 0				
6- 1	0- 1	0- 0	HOME	1- 0	0- 0	5- 0				
1- 1	0- 0	0- 1	AWAY	0- 0	0- 0	1- 0				
1- 1	0- 1	1- 0	NEUTRAL	0- 0	0- 0	0- 0				
3- 7	0- 2	0- 2	CONFERENCE	1- 2	2- 1	0- 0				
3- 3	0- 1	0- 1	HOME	1- 1	2- 0	0- 0				
0- 4	0- 1	0- 1	AWAY	0- 1	0- 1	0- 0				
0- 0	0- 0	0- 0	NEUTRAL	0- 0	0- 0	0- 0				

RPI 1-25				RPI 26-50				RPI 51-100				RPI 101+			
RPI	S	Opponent	Score	RPI	S	Opponent	Score	RPI	S	Opponent	Score	RPI	S	Opponent	Score
2	H	Notre Dame	63 71	29	H	Nebraska	67 71	51	A	Northwestern	70 77	129	H	Wisconsin	77 71
3	N	Baylor	65 84	31	A	Georgia	60 69	51	H	Northwestern	57 61	143	A	Indiana	51 70
4	A	Maryland	56 85	34	N	Syracuse	89 76	75	H	Georgia Tech	79 73	143	H	Indiana	72 57
5	H	Iowa	50 52	41	A	Michigan	65 74	95	H	Illinois	63 56	179	H	Eastern Mich.	69 61
												249	H	Oakland	79 64
												251	H	IUPUI	64 45
												302	H	Miami (OH)	85 39
												310	A	Loyola Chicago	90 38
												326	H	Alcorn	77 41
LAST 12 Division I GAMES:															
143	H	Indiana	72 57	29	H	Nebraska	67 71								
129	H	Wisconsin	77 71	41	A	Michigan	65 74								
4	A	Maryland	56 85	143	A	Indiana	51 70								
5	H	Iowa	50 52	51	H	Northwestern	57 61								
95	H	Illinois	63 56	34	N	Syracuse	89 76								
51	A	Northwestern	70 77	3	N	Baylor	65 84								

Non-Div I Games:

Michigan St.

■ Loss, 
■ Non-Conf, 
■ S Site, 
■ H Home 
■ A Away 
N Neutral

Average RPI Win:	189	WON-LOST	WINNING	LAST 10	STRENGTH OF	OPP. STRENGTH	TEAM	ADJ.	CONF.	ADJ CONF.
Average RPI Loss:	51	RECORD	PCT. RANK	GAMES	SCHEDULE	OF SCHEDULE	RPI	RPI	RPI	RPI
DIV. I ONLY	14- 5	47	9- 1	78	91	46	46	17	17	
DIV. I NON-CONF.	6- 4	132	2- 1	37	24	54	54	18	18	
TOTALS	RPI 1-25	RPI 26-50	W-L RECORDS	RPI 51-100	RPI 101-150	RPI 150+				
14- 5	0- 2	0- 0	OVERALL	2- 2	3- 1	9- 0				
7- 2	0- 0	0- 0	HOME	1- 1	2- 1	4- 0				
7- 3	0- 2	0- 0	AWAY	1- 1	1- 0	5- 0				
0- 0	0- 0	0- 0	NEUTRAL	0- 0	0- 0	0- 0				
6- 4	0- 2	0- 0	NON-CONFERENCE	2- 2	1- 0	3- 0				
4- 1	0- 0	0- 0	HOME	1- 1	1- 0	2- 0				
2- 3	0- 2	0- 0	AWAY	1- 1	0- 0	1- 0				
0- 0	0- 0	0- 0	NEUTRAL	0- 0	0- 0	0- 0				
8- 1	0- 0	0- 0	CONFERENCE	0- 0	2- 1	6- 0				
3- 1	0- 0	0- 0	HOME	0- 0	1- 1	2- 0				
5- 0	0- 0	0- 0	AWAY	0- 0	1- 0	4- 0				
0- 0	0- 0	0- 0	NEUTRAL	0- 0	0- 0	0- 0				

RPI 1-25				RPI 26-50		Team's RPI: 46		RPI 51-100				RPI 101+			
RPI	S	Opponent	Score	RPI	S	Opponent	Score	RPI	S	Opponent	Score	RPI	S	Opponent	Score
10	A	Arizona St.	67 81					52	H	Arkansas	51 58	103	H	Louisiana Tech	82 59
11	A	Kentucky	62 78					57	H	Miami (FL)	53 48	117	H	Southern Miss.	75 77
								65	A	South Dakota St.	61 65	125	A	Old Dominion	65 48
								98	A	Ole Miss	71 65	138	H	Clemson	69 28
												165	H	Xavier	90 68
												184	A	Fla. Atlantic	101 69
												191	H	UTSA	73 53
												201	A	Charlotte	84 54
												226	A	UAB	76 68
												243	H	UCF	79 57
												254	H	UTEP	74 53
												322	A	FIU	75 60
												332	A	Tennessee Tech	98 76
LAST 12 Division I GAMES:															
254	H	UTEP	74 53	184	A	Fla. Atlantic	101 69								
191	H	UTSA	73 53	322	A	FIU	75 60								
201	A	Charlotte	84 54	226	A	UAB	76 68								
125	A	Old Dominion	65 48	332	A	Tennessee Tech	98 76								
103	H	Louisiana Tech	82 59	243	H	UCF	79 57								
117	H	Southern Miss.	75 77	65	A	South Dakota St.	61 65								

Non-Div I Games:

Middle Tenn.

■ Loss, 
 ■ Non-Conf, S Site, 
 ■ Home 
 ■ Away 
 N Neutral



Average RPI Win: 272		WON-LOST	WINNING	LAST 10	STRENGTH OF	OPP. STRENGTH	TEAM	ADJ.	CONF.	ADJ CONF.
Average RPI Loss: 182		RECORD	PCT. RANK	GAMES	SCHEDULE	OF SCHEDULE	RPI	RPI	RPI	RPI
DIV. I ONLY		7- 13	257	3- 7	279	296	272	272	12	12
DIV. I NON-CONF.		4- 8	233	1- 3	339	344	323	323	12	12
TOTALS		RPI 1-25	RPI 26-50		W-L RECORDS		RPI 51-100	RPI 101-150	RPI 150+	
7- 13	0- 1	0- 0		OVERALL		0- 1	0- 5	7- 6		
4- 4	0- 0	0- 0		HOME		0- 0	0- 2	4- 2		
3- 9	0- 1	0- 0		AWAY		0- 1	0- 3	3- 4		
0- 0	0- 0	0- 0		NEUTRAL		0- 0	0- 0	0- 0		
4- 8	0- 0	0- 0		NON-CONFERENCE		0- 0	0- 3	4- 5		
2- 3	0- 0	0- 0		HOME		0- 0	0- 1	2- 2		
2- 5	0- 0	0- 0		AWAY		0- 0	0- 2	2- 3		
0- 0	0- 0	0- 0		NEUTRAL		0- 0	0- 0	0- 0		
3- 5	0- 1	0- 0		CONFERENCE		0- 1	0- 2	3- 1		
2- 1	0- 0	0- 0		HOME		0- 0	0- 1	2- 0		
1- 4	0- 1	0- 0		AWAY		0- 1	0- 1	1- 1		
0- 0	0- 0	0- 0		NEUTRAL		0- 0	0- 0	0- 0		

RPI	S	Opponent	Score	RPI	S	Opponent	Score	RPI	S	Opponent	Score	RPI	S	Opponent	Score	Team's RPI: 272
18	A	Green Bay	37 <b>63</b>					55	A	Youngstown St.	64 <b>87</b>	109	H	Wright St.	58 <b>80</b>	
												113	A	Missouri	55 <b>68</b>	
												118	A	North Dakota	76 <b>83</b>	
												134	A	Cleveland St.	58 <b>67</b>	
												143	H	Indiana	56 <b>82</b>	
												192	H	Ill.-Chicago	64 63	
												227	A	Detroit	84 68	
												230	A	North Dakota St.	77 73	
												231	A	Western Ill.	59 <b>79</b>	
												249	A	Oakland	56 <b>89</b>	
												271	H	Valparaiso	90 79	
												281	A	Marquette	80 <b>85</b>	
												284	H	Bowling Green	50 <b>60</b>	
												299	H	Eastern Ill.	72 63	
												307	A	IPFW	72 <b>78</b>	
												327	H	Omaha	61 <b>64</b>	
												343	A	UMKC	72 60	
												344	H	Chicago St.	69 47	
LAST 12 Division I GAMES:																
55	A	Youngstown St.	64 <b>87</b>	249	A	Oakland	56 <b>89</b>									
134	A	Cleveland St.	58 <b>67</b>	227	A	Detroit	84 68									
192	H	Ill.-Chicago	64 63	231	A	Western Ill.	59 <b>79</b>									
271	H	Valparaiso	90 79	307	A	IPFW	72 <b>78</b>									
18	A	Green Bay	37 <b>63</b>	344	H	Chicago St.	69 47									
109	H	Wright St.	58 <b>80</b>	143	H	Indiana	56 <b>82</b>									

Non-Div I Games:

Milwaukee

■ Loss, 
 ■ Non-Conf, S Site, 
 ■ Home 
 ■ Away 
 N Neutral

## Minnesota

Through Games Of Feb. 1, 2015

Average RPI Win: 134		WON-LOST	WINNING	LAST 10	STRENGTH OF	OPP. STRENGTH	TEAM	ADJ.	CONF.	ADJ CONF.
Average RPI Loss: 40		RECORD	PCT. RANK	GAMES	SCHEDULE	OF SCHEDULE	RPI	RPI	RPI	RPI
DIV. I ONLY		17- 5	34	6- 4	52	28	33	33	4	4
DIV. I NON-CONF.		11- 1	11	2- 0	125	85	28	28	1	1
TOTALS		RPI 1-25	RPI 26-50		W-L RECORDS		RPI 51-100	RPI 101-150	RPI 150+	
17- 5	0- 1	2- 2		OVERALL		5- 2	6- 0	4- 0		
9- 2	0- 1	1- 0		HOME		2- 1	3- 0	3- 0		
6- 2	0- 0	1- 1		AWAY		2- 1	3- 0	0- 0		
2- 1	0- 0	0- 1		NEUTRAL		1- 0	0- 0	1- 0		
11- 1	0- 0	0- 1		NON-CONFERENCE		4- 0	4- 0	3- 0		
6- 0	0- 0	0- 0		HOME		2- 0	2- 0	2- 0		
3- 0	0- 0	0- 0		AWAY		1- 0	2- 0	0- 0		
2- 1	0- 0	0- 1		NEUTRAL		1- 0	0- 0	1- 0		
6- 4	0- 1	2- 1		CONFERENCE		1- 2	2- 0	1- 0		
3- 2	0- 1	1- 0		HOME		0- 1	1- 0	1- 0		
3- 2	0- 0	1- 1		AWAY		1- 1	1- 0	0- 0		
0- 0	0- 0	0- 0		NEUTRAL		0- 0	0- 0	0- 0		

RPI 1-25				RPI 26-50				Team's RPI: 33				RPI 51-100				RPI 101+			
RPI	S	Opponent	Score	RPI	S	Opponent	Score	RPI	S	Opponent	Score	RPI	S	Opponent	Score	RPI	S	Opponent	Score
4	H	Maryland	73 77	29	H	Nebraska	72 69	51	A	Northwestern	49 70	118	A	North Dakota	68 55				
				37	A	Ohio St.	76 72	54	A	Purdue	81 68	119	H	Central Mich.	67 64				
				44	N	Vanderbilt	54 71	54	H	Purdue	88 90	129	A	Wisconsin	72 60				
				49	A	Rutgers	61 66	74	A	North Carolina St.	60 55	134	H	Cleveland St.	93 76				
								75	N	Georgia Tech	72 69	143	H	Indiana	65 61				
								97	H	Butler	88 86	145	A	Memphis	68 62				
								100	H	Liberty	74 60	199	H	Penn St.	75 64				
												267	H	Southern U.	107 62				
												270	N	Col. of Charleston	74 50				
												283	H	Southeastern La.	109 60				
LAST 12 Division I GAMES:																			
				51	A	Northwestern	49 70	4	H	Maryland	73 77								
				199	H	Penn St.	75 64	129	A	Wisconsin	72 60								
				49	A	Rutgers	61 66	54	A	Purdue	81 68								
				54	H	Purdue	88 90	29	H	Nebraska	72 69								
				143	H	Indiana	65 61	119	H	Central Mich.	67 64								
				37	A	Ohio St.	76 72	100	H	Liberty	74 60								

Non-Div I Games:

Minnesota

■ Loss, 
 ■ Non-Conf, S Site, 
 ■ Home 
 ■ Away 
 N Neutral

Average RPI Win:	164	WON-LOST	WINNING	LAST 10	STRENGTH OF	OPP. STRENGTH	TEAM	ADJ.	CONF.	ADJ CONF.
Average RPI Loss:	41	RECORD	PCT. RANK	GAMES	SCHEDULE	OF SCHEDULE	RPI	RPI	RPI	RPI
DIV. I ONLY	22- 3	15	7- 3	138	63	35	35	3	3	
DIV. I NON-CONF.	15- 0	1	2- 0	261	225	46	46	5	5	
TOTALS	RPI 1-25	RPI 26-50	W-L RECORDS	RPI 51-100	RPI 101-150	RPI 150+				
22- 3	0- 1	3- 1	OVERALL	4- 1	5- 0	10- 0				
14- 1	0- 0	3- 0	HOME	3- 1	1- 0	7- 0				
6- 2	0- 1	0- 1	AWAY	1- 0	4- 0	1- 0				
2- 0	0- 0	0- 0	NEUTRAL	0- 0	0- 0	2- 0				
15- 0	0- 0	1- 0	NON-CONFERENCE	2- 0	3- 0	9- 0				
10- 0	0- 0	1- 0	HOME	2- 0	1- 0	6- 0				
3- 0	0- 0	0- 0	AWAY	0- 0	2- 0	1- 0				
2- 0	0- 0	0- 0	NEUTRAL	0- 0	0- 0	2- 0				
7- 3	0- 1	2- 1	CONFERENCE	2- 1	2- 0	1- 0				
4- 1	0- 0	2- 0	HOME	1- 1	0- 0	1- 0				
3- 2	0- 1	0- 1	AWAY	1- 0	2- 0	0- 0				
0- 0	0- 0	0- 0	NEUTRAL	0- 0	0- 0	0- 0				

RPI 1-25				RPI 26-50				Team's RPI: 35	RPI 51-100				RPI 101+			
RPI	S	Opponent	Score	RPI	S	Opponent	Score		RPI	S	Opponent	Score	RPI	S	Opponent	Score
1	A	Tennessee	67 79	31	H	Georgia	64 56		52	H	Arkansas	72 57	103	H	Louisiana Tech	81 77
				38	H	Western Ky.	88 77		59	H	Arkansas St.	93 83	113	A	Missouri	53 47
				44	A	Vanderbilt	62 78		61	H	West Virginia	74 61	117	A	Southern Miss.	73 46
				44	H	Vanderbilt	69 44		79	H	LSU	69 71	141	A	Auburn	59 48
									98	A	Ole Miss	64 62	148	A	La.-Lafayette	66 51
													153	H	Alabama	66 50
													192	N	Ill.-Chicago	73 36
													198	H	Mercer	97 66
													211	H	La.-Monroe	80 46
													230	H	North Dakota St.	109 58
													283	H	Southeastern La.	97 36
													302	N	Miami (OH)	68 42
													337	H	Ark.-Pine Bluff	83 26
													345	A	New Orleans	85 45
													346	H	Mississippi Val.	104 41
LAST 12 Division I GAMES:																
1	A	Tennessee	67 79	44	A	Vanderbilt	62 78									
44	H	Vanderbilt	69 44	52	H	Arkansas	72 57									
141	A	Auburn	59 48	113	A	Missouri	53 47									
98	A	Ole Miss	64 62	31	H	Georgia	64 56									
153	H	Alabama	66 50	337	H	Ark.-Pine Bluff	83 26									
79	H	LSU	69 71	302	N	Miami (OH)	68 42									

Non-Div I Games:

Mississippi St.

■ Loss, 
 ■ Non-Conf, 
 ■ S Site, 
 ■ H Home 
 ■ A Away 
 N Neutral

Average RPI Win:	292	WON-LOST	WINNING	LAST 10	STRENGTH OF	OPP. STRENGTH	TEAM	ADJ.	CONF.	ADJ CONF.
Average RPI Loss:	201	RECORD	PCT. RANK	GAMES	SCHEDULE	OF SCHEDULE	RPI	RPI	RPI	RPI
DIV. I ONLY	1- 16	345	1- 9	283	315	346	346	33	33	
DIV. I NON-CONF.	0- 9	338	0- 3	88	101	303	303	32	32	
TOTALS	RPI 1-25	RPI 26-50	W-L RECORDS	RPI 51-100	RPI 101-150	RPI 150+				
1- 16	0- 0	0- 3	OVERALL	0- 1	0- 2	1- 10				
1- 4	0- 0	0- 0	HOME	0- 0	0- 0	1- 4				
0- 11	0- 0	0- 3	AWAY	0- 1	0- 2	0- 5				
0- 1	0- 0	0- 0	NEUTRAL	0- 0	0- 0	0- 1				
0- 9	0- 0	0- 3	NON-CONFERENCE	0- 1	0- 2	0- 3				
0- 0	0- 0	0- 0	HOME	0- 0	0- 0	0- 0				
0- 8	0- 0	0- 3	AWAY	0- 1	0- 2	0- 2				
0- 1	0- 0	0- 0	NEUTRAL	0- 0	0- 0	0- 1				
1- 7	0- 0	0- 0	CONFERENCE	0- 0	0- 0	1- 7				
1- 4	0- 0	0- 0	HOME	0- 0	0- 0	1- 4				
0- 3	0- 0	0- 0	AWAY	0- 0	0- 0	0- 3				
0- 0	0- 0	0- 0	NEUTRAL	0- 0	0- 0	0- 0				

RPI S	Opponent	Score	RPI S	Opponent	Score	RPI S	Opponent	Score	RPI S	Opponent	Score	Team's RPI: 346
35	A Mississippi St.	41 104	98	A Ole Miss	38 91	117	A Southern Miss.	51 69				
44	A Vanderbilt	37 63				145	A Memphis	39 62				
48	A Tulane	47 87				153	A Alabama	40 71				
						206	H Prairie View	61 78				
						217	N George Mason	62 71				
						221	H Texas Southern	52 63				
						267	A Southern U.	51 70				
						292	H Jackson St.	74 71				
						319	H Alabama St.	45 62				
						326	A Alcorn	47 52				
						337	A Ark.-Pine Bluff	47 65				
						342	H Alabama A&M	58 63				
						343	A UMKC	46 62				
LAST 12 Division I GAMES:												
292	H Jackson St.	74 71	342	H Alabama A&M	58 63							
221	H Texas Southern	52 63	337	A Ark.-Pine Bluff	47 65							
206	H Prairie View	61 78	153	A Alabama	40 71							
267	A Southern U.	51 70	145	A Memphis	39 62							
326	A Alcorn	47 52	35	A Mississippi St.	41 104							
319	H Alabama St.	45 62	44	A Vanderbilt	37 63							

Non-Div I Games: Talladega 59 38 Philander Smith 71 65

Mississippi Val.

■ Loss, 
 ■ Non-Conf, 
 ■ S Site, 
 ■ Home 
 ■ A Away 
 N Neutral

Average RPI Win:	212	WON-LOST	WINNING	LAST 10	STRENGTH OF	OPP. STRENGTH	TEAM	ADJ.	CONF.	ADJ CONF.
Average RPI Loss:	74	RECORD	PCT. RANK	GAMES	SCHEDULE	OF SCHEDULE	RPI	RPI	RPI	RPI
DIV. I ONLY	12- 9	128	3- 7	72	100	113	113	3	3	
DIV. I NON-CONF.	10- 3	52	3- 1	294	254	145	145	5	5	
TOTALS	RPI 1-25	RPI 26-50	W-L RECORDS	RPI 51-100	RPI 101-150	RPI 150+				
12- 9	0- 4	0- 2	OVERALL	0- 1	1- 0	11- 2				
9- 4	0- 2	0- 1	HOME	0- 0	1- 0	8- 1				
2- 4	0- 1	0- 1	AWAY	0- 1	0- 0	2- 1				
1- 1	0- 1	0- 0	NEUTRAL	0- 0	0- 0	1- 0				
10- 3	0- 1	0- 0	NON-CONFERENCE	0- 0	1- 0	9- 2				
8- 1	0- 0	0- 0	HOME	0- 0	1- 0	7- 1				
1- 1	0- 0	0- 0	AWAY	0- 0	0- 0	1- 1				
1- 1	0- 1	0- 0	NEUTRAL	0- 0	0- 0	1- 0				
2- 6	0- 3	0- 2	CONFERENCE	0- 1	0- 0	2- 0				
1- 3	0- 2	0- 1	HOME	0- 0	0- 0	1- 0				
1- 3	0- 1	0- 1	AWAY	0- 1	0- 0	1- 0				
0- 0	0- 0	0- 0	NEUTRAL	0- 0	0- 0	0- 0				

RPI 1-25				RPI 26-50				RPI 51-100				RPI 101+ Team's RPI: 113			
RPI	S	Opponent	Score	RPI	S	Opponent	Score	RPI	S	Opponent	Score	RPI	S	Opponent	Score
1	A	Tennessee	53 63	31	A	Georgia	48 69	52	A	Arkansas	55 73	102	H	Colorado	53 50
7	H	South Carolina	49 60	35	H	Mississippi St.	47 53					158	H	Saint Louis	74 55
11	H	Kentucky	69 83									163	A	Wake Forest	79 64
23	N	California	70 82									166	A	Florida	68 52
												166	H	Florida	66 47
												172	H	UT Martin	74 65
												185	H	Missouri St.	52 57
												231	H	Western Ill.	89 52
												239	H	Northern Ill.	47 44
												264	N	UNLV	79 60
												272	H	Milwaukee	68 55
												297	H	Southeast Mo. St.	88 42
												310	H	Loyola Chicago	56 45
												320	A	Bradley	64 76
LAST 12 Division I GAMES:															
166	A	Florida	68 52	35	H	Mississippi St.	47 53								
11	H	Kentucky	69 83	1	A	Tennessee	53 63								
52	A	Arkansas	55 73	185	H	Missouri St.	52 57								
7	H	South Carolina	49 60	172	H	UT Martin	74 65								
166	H	Florida	66 47	163	A	Wake Forest	79 64								
31	A	Georgia	48 69	239	H	Northern Ill.	47 44								

Non-Div I Games:

Missouri

■ Loss, 
■ Non-Conf, 
■ S Site, 
■ H Home 
■ A Away 
N Neutral

Average RPI Win:	220	WON-LOST	WINNING	LAST 10	STRENGTH OF	OPP. STRENGTH	TEAM	ADJ.	CONF.	ADJ CONF.
Average RPI Loss:	99	RECORD	PCT. RANK	GAMES	SCHEDULE	OF SCHEDULE	RPI	RPI	RPI	RPI
DIV. I ONLY	8- 12	228	6- 4	132	110	185	185	18	18	
DIV. I NON-CONF.	3- 8	263	2- 1	63	56	185	185	15	15	
TOTALS	RPI 1-25	RPI 26-50	W-L RECORDS	RPI 51-100	RPI 101-150	RPI 150+				
8- 12	0- 0	0- 1	OVERALL	0- 6	2- 3	6- 2				
5- 4	0- 0	0- 0	HOME	0- 3	1- 0	4- 1				
3- 7	0- 0	0- 1	AWAY	0- 2	1- 3	2- 1				
0- 1	0- 0	0- 0	NEUTRAL	0- 1	0- 0	0- 0				
3- 8	0- 0	0- 1	NON-CONFERENCE	0- 4	1- 2	2- 1				
2- 2	0- 0	0- 0	HOME	0- 2	0- 0	2- 0				
1- 5	0- 0	0- 1	AWAY	0- 1	1- 2	0- 1				
0- 1	0- 0	0- 0	NEUTRAL	0- 1	0- 0	0- 0				
5- 4	0- 0	0- 0	CONFERENCE	0- 2	1- 1	4- 1				
3- 2	0- 0	0- 0	HOME	0- 1	1- 0	2- 1				
2- 2	0- 0	0- 0	AWAY	0- 1	0- 1	2- 0				
0- 0	0- 0	0- 0	NEUTRAL	0- 0	0- 0	0- 0				

RPI 1-25				RPI 26-50				RPI 51-100				RPI 101+ Team's RPI: 185			
RPI	S	Opponent	Score	RPI	S	Opponent	Score	RPI	S	Opponent	Score	RPI	S	Opponent	Score
				45	A	UALR	48 61	52	H	Arkansas	50 59	102	A	Colorado	59 87
								53	H	Wichita St.	59 71	105	H	Indiana St.	74 66
								59	H	Arkansas St.	62 78	108	A	UNI	56 64
								72	N	TCU	68 82	113	A	Missouri	57 52
								73	A	Drake	89 94	145	A	Memphis	63 79
								82	A	Oklahoma St.	36 77	164	H	Southern Ill.	61 57
												182	H	SIUE	75 69
												188	A	Oral Roberts	57 70
												205	H	Evansville	56 65
												251	H	IUPUI	68 58
												310	A	Loyola Chicago	87 57
												315	H	Illinois St.	58 35
												320	A	Bradley	78 64
LAST 12 Division I GAMES:															
				108	A	UNI	56 64	53	H	Wichita St.	59 71				
				73	A	Drake	89 94	105	H	Indiana St.	74 66				
				315	H	Illinois St.	58 35	205	H	Evansville	56 65				
				164	H	Southern Ill.	61 57	113	A	Missouri	57 52				
				320	A	Bradley	78 64	59	H	Arkansas St.	62 78				
				310	A	Loyola Chicago	87 57	251	H	IUPUI	68 58				

Non-Div I Games:

Missouri St.

RPI 1-25				RPI 26-50				RPI 51-100				RPI 101+				Team's RPI: 238	
RPI	S	Opponent	Score	RPI	S	Opponent	Score	RPI	S	Opponent	Score	RPI	S	Opponent	Score		
16	H	Princeton	53 84	36	A	Quinnipiac	53 94					101	H	Lehigh	70 82		
												116	A	Yale	58 62		
												126	A	Marist	65 75		
												126	H	Marist	60 63		
												152	A	Fairfield	52 54		
												152	H	Fairfield	59 33		
												165	A	Xavier	45 61		
												177	H	Siena	52 54		
												190	A	Iona	58 71		
												190	H	Iona	75 74		
												244	H	Niagara	45 59		
												245	H	Canisius	58 75		
												273	H	Colgate	82 62		
												285	A	Rider	66 62		
												294	A	LIU Brooklyn	78 57		
												304	A	Manhattan	73 69		
												323	H	Fairleigh Dickinson	71 66		
												325	A	Wagner	82 59		
												331	A	UMES	73 86		
LAST 12 Division I GAMES:																	
				152	A	Fairfield	52 54	126	H	Marist	60 63						
				245	H	Canisius	58 75	285	A	Rider	66 62						
				152	H	Fairfield	59 33	36	A	Quinnipiac	53 94						
				177	H	Siena	52 54	190	A	Iona	58 71						
				244	H	Niagara	45 59	331	A	UMES	73 86						
				304	A	Manhattan	73 69	16	H	Princeton	53 84						

Monmouth

Montana

Through Games Of Feb. 1, 2015

Average RPI Win:	247	WON-LOST	WINNING	LAST 10	STRENGTH OF	OPP. STRENGTH	TEAM	ADJ.	CONF.	ADJ CONF.
Average RPI Loss:	115	RECORD	PCT. RANK	GAMES	SCHEDULE	OF SCHEDULE	RPI	RPI	RPI	RPI
DIV. I ONLY	13- 5	54	9- 1	267	216	123	123	22	22	
DIV. I NON-CONF.	5- 4	139	3- 0	273	177	191	191	22	22	
TOTALS	RPI 1-25	RPI 26-50	W-L RECORDS	RPI 51-100	RPI 101-150	RPI 150+				
13- 5	0- 1	0- 0	OVERALL	0- 1	1- 1	12- 2				
7- 1	0- 0	0- 0	HOME	0- 0	1- 0	6- 1				
5- 2	0- 0	0- 0	AWAY	0- 1	0- 1	5- 0				
1- 2	0- 1	0- 0	NEUTRAL	0- 0	0- 0	1- 1				
5- 4	0- 1	0- 0	NON-CONFERENCE	0- 1	0- 0	5- 2				
2- 1	0- 0	0- 0	HOME	0- 0	0- 0	2- 1				
2- 1	0- 0	0- 0	AWAY	0- 1	0- 0	2- 0				
1- 2	0- 1	0- 0	NEUTRAL	0- 0	0- 0	1- 1				
8- 1	0- 0	0- 0	CONFERENCE	0- 0	1- 1	7- 0				
5- 0	0- 0	0- 0	HOME	0- 0	1- 0	4- 0				
3- 1	0- 0	0- 0	AWAY	0- 0	0- 1	3- 0				
0- 0	0- 0	0- 0	NEUTRAL	0- 0	0- 0	0- 0				

RPI 1-25			RPI 26-50			RPI 51-100			RPI 101+ Team's RPI: 123		
RPI	S	Opponent	Score	RPI	S	RPI	S	Opponent	Score		
16	N	Princeton	55 80			64	A	Pacific	50 62	118	A North Dakota 52 59
										142	H Sacramento St. 94 86
										163	N Wake Forest 60 73
										201	N Charlotte 67 58
										212	H Montana St. 62 48
										214	A Northern Colo. 64 58
										215	H Wyoming 54 60
										216	H Idaho St. 77 65
										224	A Southern Utah 59 37
										234	H Austin Peay 83 62
										253	A Portland 69 55
										259	H Weber St. 53 43
										287	H Portland St. 72 31
										309	A Northern Ariz. 69 42
										318	A Seattle 70 64
										336	H Utah Valley 68 44
LAST 12 Division I GAMES:											
142	H	Sacramento St.	94 86	259	H	Weber St.	53 43				
287	H	Portland St.	72 31	118	A	North Dakota	52 59				
224	A	Southern Utah	59 37	214	A	Northern Colo.	64 58				
309	A	Northern Ariz.	69 42	234	H	Austin Peay	83 62				
212	H	Montana St.	62 48	336	H	Utah Valley	68 44				
216	H	Idaho St.	77 65	318	A	Seattle	70 64				

Non-Div I Games: Montana Western 55 44 Carroll (MT) 64 34

Montana

Loss, Non-Conf, S Site, H Home A Away N Neutral



Average RPI Win:	236	WON-LOST	WINNING	LAST 10	STRENGTH OF	OPP. STRENGTH	TEAM	ADJ.	CONF.	ADJ CONF.
Average RPI Loss:	145	RECORD	PCT. RANK	GAMES	SCHEDULE	OF SCHEDULE	RPI	RPI	RPI	RPI
DIV. I ONLY	7- 11	239	3- 7	144	241	212	212	22	22	
DIV. I NON-CONF.	4- 5	188	1- 1	74	194	125	125	22	22	
TOTALS	RPI 1-25	RPI 26-50	W-L RECORDS	RPI 51-100	RPI 101-150	RPI 150+				
7- 11	0- 0	0- 2	OVERALL	0- 1	1- 4	6- 4				
5- 2	0- 0	0- 1	HOME	0- 0	1- 0	4- 1				
1- 9	0- 0	0- 1	AWAY	0- 1	0- 4	1- 3				
1- 0	0- 0	0- 0	NEUTRAL	0- 0	0- 0	1- 0				
4- 5	0- 0	0- 2	NON-CONFERENCE	0- 1	0- 2	4- 0				
2- 1	0- 0	0- 1	HOME	0- 0	0- 0	2- 0				
1- 4	0- 0	0- 1	AWAY	0- 1	0- 2	1- 0				
1- 0	0- 0	0- 0	NEUTRAL	0- 0	0- 0	1- 0				
3- 6	0- 0	0- 0	CONFERENCE	0- 0	1- 2	2- 4				
3- 1	0- 0	0- 0	HOME	0- 0	1- 0	2- 1				
0- 5	0- 0	0- 0	AWAY	0- 0	0- 2	0- 3				
0- 0	0- 0	0- 0	NEUTRAL	0- 0	0- 0	0- 0				

RPI 1-25				RPI 26-50				RPI 51-100				RPI 101+				Team's RPI: 212	
RPI	S	Opponent	Score	RPI	S	Opponent	Score	RPI	S	Opponent	Score	RPI	S	Opponent	Score		
				42	H	Gonzaga	60 89	69	A	San Diego	64 79	107	A	CSUN	66 78		
				43	A	Washington St.	61 82					118	A	North Dakota	74 82		
												123	A	Montana	48 62		
												127	A	Boise St.	60 75		
												142	H	Sacramento St.	91 64		
												183	A	Cal St. Fullerton	63 47		
												214	A	Northern Colo.	61 80		
												215	H	Wyoming	79 52		
												216	H	Idaho St.	62 65		
												224	A	Southern Utah	69 74		
												251	N	IUPUI	80 74		
												259	H	Weber St.	62 54		
												287	H	Portland St.	63 46		
												309	A	Northern Ariz.	64 79		
												318	H	Seattle	74 61		
LAST 12 Division I GAMES:																	
				287	H	Portland St.	63 46	216	H	Idaho St.	62 65						
				142	H	Sacramento St.	91 64	214	A	Northern Colo.	61 80						
				309	A	Northern Ariz.	64 79	118	A	North Dakota	74 82						
				224	A	Southern Utah	69 74	43	A	Washington St.	61 82						
				123	A	Montana	48 62	215	H	Wyoming	79 52						
				259	H	Weber St.	62 54	251	N	IUPUI	80 74						

Non-Div I Games: Mont. St. Billings 76 57 Great Falls 87 71

Montana St.

Non-Conference Record				Through Games Of Feb. 17, 1918						
Average RPI Win:	275	WON-LOST	WINNING	LAST 10	STRENGTH OF	OPP. STRENGTH	TEAM	ADJ.	CONF.	ADJ CONF.
Average RPI Loss:	142	RECORD	PCT. RANK	GAMES	SCHEDULE	OF SCHEDULE	RPI	RPI	RPI	RPI
DIV. I ONLY		9- 12	212	6- 4	176	301	210	210	26	26
DIV. I NON-CONF.		3- 9	281	0- 3	86	213	215	215	26	26
TOTALS		RPI 1-25	RPI 26-50		W-L RECORDS		RPI 51-100	RPI 101-150		RPI 150+
9- 12	0- 1	0- 1		OVERALL		0- 1	0- 3		9- 6	
4- 5	0- 0	0- 0		HOME		0- 0	0- 2		4- 3	
5- 7	0- 1	0- 1		AWAY		0- 1	0- 0		5- 3	
0- 0	0- 0	0- 0		NEUTRAL		0- 0	0- 0		0- 0	
3- 9	0- 1	0- 1		NON-CONFERENCE		0- 1	0- 3		3- 3	
1- 4	0- 0	0- 0		HOME		0- 0	0- 2		1- 2	
2- 5	0- 1	0- 1		AWAY		0- 1	0- 1		2- 1	
0- 0	0- 0	0- 0		NEUTRAL		0- 0	0- 0		0- 0	
6- 3	0- 0	0- 0		CONFERENCE		0- 0	0- 0		6- 3	
3- 1	0- 0	0- 0		HOME		0- 0	0- 0		3- 1	
3- 2	0- 0	0- 0		AWAY		0- 0	0- 0		3- 2	
0- 0	0- 0	0- 0		NEUTRAL		0- 0	0- 0		0- 0	

RPI 1-25					RPI 26-50					RPI 51-100					RPI 101+ Team's RPI: 210				
RPI	S	Opponent	Score		RPI	S	Opponent	Score		RPI	S	Opponent	Score		RPI	S	Opponent	Score	
11	A	Kentucky	62	91	50	A	Ohio	67	87	78	A	Akron	61	89	121	H	East Tenn. St.	77	86
															134	H	Cleveland St.	72	80
															143	A	Indiana	57	98
															164	H	Southern Ill.	66	75
															172	A	UT Martin	70	99
															180	A	Jacksonville St.	64	72
															182	H	SIUE	61	62
															217	A	George Mason	79	70
															223	A	USC Upstate	69	75
															233	H	Georgia St.	74	72
															234	A	Austin Peay	82	72
															248	H	Lipscomb	59	61
															252	H	Eastern Ky.	76	58
															279	A	Norfolk St.	83	66
															297	A	Southeast Mo. St.	64	59
															299	H	Eastern Ill.	67	62
															332	A	Tennessee Tech	64	54
															333	H	Murray St.	64	63
LAST 12 Division I GAMES:																			
					252	H	Eastern Ky.	76	58	172	A	UT Martin	70	99					
					332	A	Tennessee Tech	64	54	297	A	Southeast Mo. St.	64	59					
					180	A	Jacksonville St.	64	72	333	H	Murray St.	64	63					
					234	A	Austin Peay	82	72	164	H	Southern Ill.	66	75					
					299	H	Eastern Ill.	67	62	134	H	Cleveland St.	72	80					
					182	H	SIUE	61	62	223	A	USC Upstate	69	75					

Non-Div I Games:	Brescia	98	68
------------------	---------	----	----

Morehead St.

Loss, Non-Conf, S Site, H Home A Away N Neutral

Average RPI Win:	329	WON-LOST	WINNING	LAST 10	STRENGTH OF	OPP. STRENGTH	TEAM	ADJ.	CONF.	ADJ CONF.
Average RPI Loss:	157	RECORD	PCT. RANK	GAMES	SCHEDULE	OF SCHEDULE	RPI	RPI	RPI	RPI
DIV. I ONLY	5- 12	284	5- 5	294	276	280	280	32	32	
DIV. I NON-CONF.	1- 9	328	1- 4	106	217	268	268	29	29	
TOTALS	RPI 1-25	RPI 26-50	W-L RECORDS	RPI 51-100	RPI 101-150	RPI 150+				
5- 12	0- 0	0- 2	OVERALL	0- 3	0- 2	5- 5				
2- 3	0- 0	0- 0	HOME	0- 0	0- 0	2- 3				
3- 8	0- 0	0- 2	AWAY	0- 2	0- 2	3- 1				
0- 1	0- 0	0- 0	NEUTRAL	0- 0	0- 0	0- 1				
1- 9	0- 0	0- 2	NON-CONFERENCE	0- 2	0- 2	1- 3				
0- 2	0- 0	0- 0	HOME	0- 0	0- 0	0- 2				
1- 6	0- 0	0- 2	AWAY	0- 2	0- 2	1- 0				
0- 1	0- 0	0- 0	NEUTRAL	0- 0	0- 0	0- 1				
4- 3	0- 0	0- 0	CONFERENCE	0- 1	0- 0	4- 2				
2- 1	0- 0	0- 0	HOME	0- 0	0- 0	2- 1				
2- 2	0- 0	0- 0	AWAY	0- 1	0- 0	2- 1				
0- 0	0- 0	0- 0	NEUTRAL	0- 0	0- 0	0- 0				

RPI S	Opponent	Score	RPI S	Opponent	Score	RPI S	Opponent	Score	RPI S	Opponent	Score	Team's RPI: 280
26	A Chattanooga	40 55	75	A Georgia Tech	76 105	111	A Texas Tech	57 65				
31	A Georgia	36 68	82	A Oklahoma St.	43 73	146	A Bucknell	50 79				
			86	A Hampton	43 63	200	H Stony Brook	48 50				
						247	H Bethune-Cookman	48 55				
						263	H Brown	52 59				
						279	A Norfolk St.	63 68				
						290	A UMBC	54 46				
						331	H UMES	72 62				
						332	N Tennessee Tech	56 62				
						335	H Florida A&M	57 50				
						339	A Howard	77 64				
						348	A Delaware St.	64 56				
LAST 12 Division I GAMES:												
339	A Howard	77 64	290	A UMBC	54 46							
247	H Bethune-Cookman	48 55	332	N Tennessee Tech	56 62							
335	H Florida A&M	57 50	26	A Chattanooga	40 55							
331	H UMES	72 62	200	H Stony Brook	48 50							
348	A Delaware St.	64 56	86	A Hampton	43 63							
263	H Brown	52 59	279	A Norfolk St.	63 68							

Non-Div I Games: Wesley 90 50 Washington Adventis66 44

Morgan St.

Average RPI Win:	295	WON-LOST	WINNING	LAST 10	STRENGTH OF	OPP. STRENGTH	TEAM	ADJ.	CONF.	ADJ CONF.
Average RPI Loss:	197	RECORD	PCT. RANK	GAMES	SCHEDULE	OF SCHEDULE	RPI	RPI	RPI	RPI
DIV. I ONLY	7- 13	257	1- 3	341	290	300	300	27	27	
DIV. I NON-CONF.	2- 9	297	0- 3	311	255	337	337	28	28	
TOTALS	RPI 1-25	RPI 26-50	W-L RECORDS	RPI 51-100	RPI 101-150	RPI 150+				
7- 13	0- 1	0- 0	OVERALL	0- 2	1- 1	6- 9				
5- 2	0- 0	0- 0	HOME	0- 0	1- 1	4- 1				
2- 11	0- 0	0- 0	AWAY	0- 1	0- 0	2- 0				
0- 0	0- 0	0- 0	NEUTRAL	0- 0	0- 0	0- 0				
2- 9	0- 1	0- 0	NON-CONFERENCE	0- 2	0- 1	2- 5				
2- 1	0- 0	0- 0	HOME	0- 0	0- 1	2- 0				
0- 8	0- 1	0- 0	AWAY	0- 2	0- 0	0- 5				
0- 0	0- 0	0- 0	NEUTRAL	0- 0	0- 0	0- 0				
5- 4	0- 0	0- 0	CONFERENCE	0- 0	1- 0	4- 4				
3- 1	0- 0	0- 0	HOME	0- 0	1- 0	2- 1				
2- 3	0- 0	0- 0	AWAY	0- 0	0- 0	2- 3				
0- 0	0- 0	0- 0	NEUTRAL	0- 0	0- 0	0- 0				

RPI 1-25				RPI 26-50				RPI 51-100				RPI 101+ Team's RPI: 300			
RPI	S	Opponent	Score	RPI	S	Opponent	Score	RPI	S	Opponent	Score	RPI	S	Opponent	Score
4	A	Maryland	45 109					74	A	North Carolina St.	60 85	144	H	Central Conn. St.	54 50
								86	A	Fordham	37 61	146	H	Bucknell	49 74
												196	A	Robert Morris	44 66
												196	H	Robert Morris	44 68
												220	A	Sacred Heart	64 71
												236	A	Davidson	62 67
												244	A	Niagara	60 78
												246	A	Campbell	42 60
												256	A	Loyola Maryland	49 56
												294	A	LIU Brooklyn	76 69
												308	H	St. Francis Brooklyn	56 48
												321	H	Saint Francis (PA)	74 64
												323	A	Fairleigh Dickinson	56 78
												325	A	Wagner	60 58
												328	H	Coppin St.	81 65
												331	A	UMES	43 58
												348	H	Delaware St.	73 64
LAST 12 Division I GAMES:															
144	H	Central Conn. St.	54 50	321	H	Saint Francis (PA)	74 64								
146	H	Bucknell	49 74	323	A	Fairleigh Dickinson	56 78								
86	A	Fordham	37 61	294	A	LIU Brooklyn	76 69								
74	A	North Carolina St.	60 85	308	H	St. Francis Brooklyn	56 48								
220	A	Sacred Heart	64 71	325	A	Wagner	60 58								
196	H	Robert Morris	44 68	196	A	Robert Morris	44 66								

Non-Div I Games:

Mt. St. Mary's

■ Loss, 
 ■ Non-Conf, 
 ■ S Site, 
 ■ H Home 
 ■ A Away 
 N Neutral

Average RPI Win:	283	WON-LOST	WINNING	LAST 10	STRENGTH OF	OPP. STRENGTH	TEAM	ADJ.	CONF.	ADJ CONF.
Average RPI Loss:	193	RECORD	PCT. RANK	GAMES	SCHEDULE	OF SCHEDULE	RPI	RPI	RPI	RPI
DIV. I ONLY	3- 17	326	0- 3	254	322	333	333	26	26	
DIV. I NON-CONF.	3- 8	263	0- 1	217	297	299	299	26	26	
TOTALS	RPI 1-25	RPI 26-50	W-L RECORDS	RPI 51-100	RPI 101-150	RPI 150+				
3- 17	0- 0	0- 1	OVERALL	0- 1	0- 2	3- 13				
3- 6	0- 0	0- 1	HOME	0- 0	0- 0	3- 5				
0- 10	0- 0	0- 0	AWAY	0- 1	0- 2	0- 7				
0- 1	0- 0	0- 0	NEUTRAL	0- 0	0- 0	0- 1				
3- 8	0- 0	0- 1	NON-CONFERENCE	0- 1	0- 2	3- 4				
3- 2	0- 0	0- 1	HOME	0- 0	0- 0	3- 1				
0- 5	0- 0	0- 0	AWAY	0- 1	0- 2	0- 2				
0- 1	0- 0	0- 0	NEUTRAL	0- 0	0- 0	0- 1				
0- 9	0- 0	0- 0	CONFERENCE	0- 0	0- 0	0- 9				
0- 4	0- 0	0- 0	HOME	0- 0	0- 0	0- 4				
0- 5	0- 0	0- 0	AWAY	0- 0	0- 0	0- 5				
0- 0	0- 0	0- 0	NEUTRAL	0- 0	0- 0	0- 0				

RPI S	Opponent	Score	RPI S	Opponent	Score	RPI S	Opponent	Score	RPI S	Opponent	Score	Team's RPI: 333
			50 H	Ohio	60 111	95 A	Illinois	44 64	109 A	Wright St.	68 75	
									140 A	Kennesaw St.	60 65	
									164 A	Southern Ill.	63 78	
									169 A	Ball St.	59 85	
									172 H	UT Martin	85 95	
									180 A	Jacksonville St.	73 78	
									182 A	SIUE	52 78	
									194 H	Belmont	68 79	
									205 H	Evansville	83 93	
									210 A	Morehead St.	63 64	
									242 H	Tennessee St.	72 76	
									248 H	Lipscomb	74 71	
									252 H	Eastern Ky.	59 64	
									260 H	Jacksonville	80 62	
									292 N	Jackson St.	81 90	
									299 A	Eastern Ill.	59 75	
									332 A	Tennessee Tech	69 74	
									342 H	Alabama A&M	102 81	
LAST 12 Division I GAMES:												
292 N	Jackson St.	81 90	242 H	Tennessee St.	72 76							
172 H	UT Martin	85 95	180 A	Jacksonville St.	73 78							
299 A	Eastern Ill.	59 75	332 A	Tennessee Tech	69 74							
182 A	SIUE	52 78	210 A	Morehead St.	63 64							
252 H	Eastern Ky.	59 64	95 A	Illinois	44 64							
194 H	Belmont	68 79	260 H	Jacksonville	80 62							

Non-Div I Games: Brescia 118 50 Blackburn 110 31

Murray St.

Loss, Non-Conf, S Site, H Home A Away N Neutral

Average RPI Win:	278	WON-LOST	WINNING	LAST 10	STRENGTH OF	OPP. STRENGTH	TEAM	ADJ.	CONF.	ADJ CONF.
Average RPI Loss:	147	RECORD	PCT. RANK	GAMES	SCHEDULE	OF SCHEDULE	RPI	RPI	RPI	RPI
DIV. I ONLY	10- 10	168	4- 5	316	243	229	229	32	32	
DIV. I NON-CONF.	5- 6	177	1- 3	187	138	164	164	29	29	
TOTALS	RPI 1-25	RPI 26-50	W-L RECORDS	RPI 51-100	RPI 101-150	RPI 150+				
10- 10	0- 1	0- 1	OVERALL	0- 1	0- 3	10- 4				
5- 2	0- 0	0- 0	HOME	0- 0	0- 0	5- 2				
3- 8	0- 1	0- 1	AWAY	0- 1	0- 3	3- 2				
2- 0	0- 0	0- 0	NEUTRAL	0- 0	0- 0	2- 0				
5- 6	0- 1	0- 1	NON-CONFERENCE	0- 0	0- 3	5- 1				
2- 1	0- 0	0- 0	HOME	0- 0	0- 0	2- 1				
1- 5	0- 1	0- 1	AWAY	0- 0	0- 3	1- 0				
2- 0	0- 0	0- 0	NEUTRAL	0- 0	0- 0	2- 0				
5- 4	0- 0	0- 0	CONFERENCE	0- 1	0- 0	5- 3				
3- 1	0- 0	0- 0	HOME	0- 0	0- 0	3- 1				
2- 3	0- 0	0- 0	AWAY	0- 1	0- 0	2- 2				
0- 0	0- 0	0- 0	NEUTRAL	0- 0	0- 0	0- 0				

RPI 1-25				RPI 26-50				RPI 51-100				RPI 101+ Team's RPI: 229			
RPI	S	Opponent	Score	RPI	S	Opponent	Score	RPI	S	Opponent	Score	RPI	S	Opponent	Score
15	A	Duke	36 87	26	A	Chattanooga	43 58	86	A	Hampton	48 54	115	A	VCU	51 60
												117	A	Southern Miss.	48 72
												131	A	Appalachian St.	70 72
												162	H	William & Mary	57 59
												188	N	Oral Roberts	47 38
												202	H	Navy	52 47
												203	A	Savannah St.	53 48
												203	H	Savannah St.	56 59
												236	A	Davidson	62 57
												279	A	Norfolk St.	75 76
												291	H	South Carolina St.	59 48
												312	H	UNC Asheville	63 46
												328	H	Coppin St.	67 49
												331	A	UMES	43 58
												332	N	Tennessee Tech	54 49
												339	A	Howard	80 69
												348	H	Delaware St.	79 38
LAST 12 Division I GAMES:															
203	A	Savannah St.	53 48	203	H	Savannah St.	56 59								
328	H	Coppin St.	67 49	15	A	Duke	36 87								
348	H	Delaware St.	79 38	115	A	VCU	51 60								
279	A	Norfolk St.	75 76	26	A	Chattanooga	43 58								
86	A	Hampton	48 54	332	N	Tennessee Tech	54 49								
291	H	South Carolina St.	59 48	131	A	Appalachian St.	70 72								

Non-Div I Games: Guilford 87 41 Johnson C. Smith 76 45

N.C. A&amp;T

Loss, Non-Conf, S Site, H Home A Away N Neutral

N.C. Central

Through Games Of Feb. 1, 2015

Average RPI Win:	315	WON-LOST	WINNING	LAST 10	STRENGTH OF	OPP. STRENGTH	TEAM	ADJ.	CONF.	ADJ CONF.
Average RPI Loss:	223	RECORD	PCT. RANK	GAMES	SCHEDULE	OF SCHEDULE	RPI	RPI	RPI	RPI
DIV. I ONLY	5- 14	294	3- 6	339	334	334	334	32	32	
DIV. I NON-CONF.	2- 9	297	0- 5	263	332	321	321	29	29	
TOTALS	RPI 1-25	RPI 26-50	W-L RECORDS	RPI 51-100	RPI 101-150	RPI 150+				
5- 14	0- 1	0- 1	OVERALL	0- 1	0- 0	5- 11				
4- 4	0- 0	0- 0	HOME	0- 0	0- 0	4- 4				
1- 10	0- 1	0- 1	AWAY	0- 1	0- 0	1- 7				
0- 0	0- 0	0- 0	NEUTRAL	0- 0	0- 0	0- 0				
2- 9	0- 1	0- 1	NON-CONFERENCE	0- 0	0- 0	2- 7				
1- 3	0- 0	0- 0	HOME	0- 0	0- 0	1- 3				
1- 6	0- 1	0- 1	AWAY	0- 0	0- 0	1- 4				
0- 0	0- 0	0- 0	NEUTRAL	0- 0	0- 0	0- 0				
3- 5	0- 0	0- 0	CONFERENCE	0- 1	0- 0	3- 4				
3- 1	0- 0	0- 0	HOME	0- 0	0- 0	3- 1				
0- 4	0- 0	0- 0	AWAY	0- 1	0- 0	0- 3				
0- 0	0- 0	0- 0	NEUTRAL	0- 0	0- 0	0- 0				

RPI 1-25				RPI 26-50				RPI 51-100				RPI 101+ Team's RPI: 334			
RPI	S	Opponent	Score	RPI	S	Opponent	Score	RPI	S	Opponent	Score	RPI	S	Opponent	Score
7	A	South Carolina	26 90	34	A	Syracuse	25 70	86	A	Hampton	36 75	186	A	Virginia Tech	44 80
												203	H	Savannah St.	61 82
												225	H	Winthrop	63 71
												237	H	Presbyterian	33 45
												246	A	Campbell	60 65
												279	A	Norfolk St.	58 82
												291	H	South Carolina St.	56 54
												295	A	Western Caro.	64 59
												305	A	Gardner-Webb	53 73
												312	H	UNC Asheville	55 52
												316	H	Wofford	55 69
												324	A	Coastal Caro.	52 67
												328	H	Coppin St.	59 58
												331	A	UMES	61 71
												339	A	Howard	65 70
												348	H	Delaware St.	66 59
LAST 12 Division I GAMES:															
348	H	Delaware St.	66 59	316	H	Wofford	55 69								
328	H	Coppin St.	59 58	237	H	Presbyterian	33 45								
86	A	Hampton	36 75	324	A	Coastal Caro.	52 67								
279	A	Norfolk St.	58 82	34	A	Syracuse	25 70								
203	H	Savannah St.	61 82	186	A	Virginia Tech	44 80								
291	H	South Carolina St.	56 54	339	A	Howard	65 70								

Non-Div I Games: Bluefield St. 63 66

N.C. Central

Loss, Non-Conf, S Site, H Home A Away N Neutral

Average RPI Win:	288	WON-LOST	WINNING	LAST 10	STRENGTH OF	OPP. STRENGTH	TEAM	ADJ.	CONF.	ADJ CONF.
Average RPI Loss:	161	RECORD	PCT. RANK	GAMES	SCHEDULE	OF SCHEDULE	RPI	RPI	RPI	RPI
DIV. I ONLY	8- 14	253	3- 7	284	246	274	274	30	30	
DIV. I NON-CONF.	8- 14	219	3- 9	282	268	273	273	30	30	
TOTALS	RPI 1-25	RPI 26-50	W-L RECORDS	RPI 51-100	RPI 101-150	RPI 150+				
8- 14	0- 0	0- 1	OVERALL	0- 2	0- 5	8- 6				
5- 5	0- 0	0- 0	HOME	0- 1	0- 2	5- 2				
3- 8	0- 0	0- 1	AWAY	0- 1	0- 3	3- 3				
0- 1	0- 0	0- 0	NEUTRAL	0- 0	0- 0	0- 1				
8- 14	0- 0	0- 1	NON-CONFERENCE	0- 2	0- 5	8- 6				
5- 5	0- 0	0- 0	HOME	0- 1	0- 2	5- 2				
3- 8	0- 0	0- 1	AWAY	0- 1	0- 3	3- 3				
0- 1	0- 0	0- 0	NEUTRAL	0- 0	0- 0	0- 1				
0- 0	0- 0	0- 0	CONFERENCE	0- 0	0- 0	0- 0				
0- 0	0- 0	0- 0	HOME	0- 0	0- 0	0- 0				
0- 0	0- 0	0- 0	AWAY	0- 0	0- 0	0- 0				
0- 0	0- 0	0- 0	NEUTRAL	0- 0	0- 0	0- 0				

RPI 1-25				RPI 26-50				RPI 51-100				RPI 101+				Team's RPI: 274	
RPI	S	Opponent	Score	RPI	S	Opponent	Score	RPI	S	Opponent	Score	RPI	S	Opponent	Score		
				32	A	Seton Hall	62 74	63	H	Penn	29 59	101	H	Lehigh	54 74		
								66	A	St. John's (NY)	42 66	130	H	Hofstra	47 62		
												136	A	Dartmouth	63 68		
												138	A	Clemson	47 64		
												139	A	Harvard	54 66		
												168	A	New Hampshire	56 61		
												171	A	Lafayette	50 66		
												184	A	Fla. Atlantic	65 57		
												189	H	Tex.-Pan American	59 54		
												230	N	North Dakota St.	48 60		
												263	A	Brown	39 67		
												294	H	LIU Brooklyn	48 57		
												308	H	St. Francis Brooklyn	57 50		
												314	H	Binghamton	52 48		
												316	A	Wofford	76 50		
												317	H	Columbia	38 45		
												323	A	Fairleigh Dickinson	68 64		
												325	H	Wagner	60 54		
												344	H	Chicago St.	59 48		
LAST 12 Division I GAMES:																	
				63	H	Penn	29 59	316	A	Wofford	76 50						
				263	A	Brown	39 67	138	A	Clemson	47 64						
				139	A	Harvard	54 66	171	A	Lafayette	50 66						
				317	H	Columbia	38 45	32	A	Seton Hall	62 74						
				189	H	Tex.-Pan American	59 54	66	A	St. John's (NY)	42 66						
				344	H	Chicago St.	59 48	294	H	LIU Brooklyn	48 57						

Non-Div I Games:

NJIT



Average RPI Win: <b>227</b>	WON-LOST	WINNING	LAST 10	STRENGTH OF	OPP. STRENGTH	TEAM	ADJ.	CONF.	ADJ CONF.
Average RPI Loss: <b>168</b>	RECORD	PCT. RANK	GAMES	SCHEDULE	OF SCHEDULE	RPI	RPI	RPI	RPI
DIV. I ONLY	<b>11- 9</b>	<b>140</b>	<b>6- 4</b>	<b>280</b>	<b>227</b>	<b>202</b>	<b>202</b>	<b>19</b>	<b>19</b>
DIV. I NON-CONF.	<b>5- 5</b>	<b>158</b>	<b>1- 1</b>	<b>333</b>	<b>247</b>	<b>280</b>	<b>280</b>	<b>21</b>	<b>21</b>
TOTALS	RPI 1-25	RPI 26-50	W-L RECORDS	RPI 51-100	RPI 101-150	RPI 150+			
11- 9	0- 0	0- 0	OVERALL	0- 3	2- 2	9- 4			
7- 3	0- 0	0- 0	HOME	0- 1	1- 1	6- 1			
4- 6	0- 0	0- 0	AWAY	0- 2	1- 1	3- 3			
0- 0	0- 0	0- 0	NEUTRAL	0- 0	0- 0	0- 0			
5- 5	0- 0	0- 0	NON-CONFERENCE	0- 2	0- 1	5- 2			
5- 1	0- 0	0- 0	HOME	0- 1	0- 0	5- 0			
0- 4	0- 0	0- 0	AWAY	0- 1	0- 1	0- 2			
0- 0	0- 0	0- 0	NEUTRAL	0- 0	0- 0	0- 0			
6- 4	0- 0	0- 0	CONFERENCE	0- 1	2- 1	4- 2			
2- 2	0- 0	0- 0	HOME	0- 0	1- 1	1- 1			
4- 2	0- 0	0- 0	AWAY	0- 1	1- 0	3- 1			
0- 0	0- 0	0- 0	NEUTRAL	0- 0	0- 0	0- 0			

RPI 1-25			RPI 26-50			RPI 51-100			RPI 101+			Team's RPI: 202
RPI	S	Opponent	Score	RPI	S	Opponent	Score	RPI	S	Opponent	Score	
						63	H Penn	51	60	101	H Lehigh	47 44
						90	A American	49	59	132	A Army	53 50
						99	A Elon	56	69	146	H Bucknell	42 44
										150	A Oregon	64 72
										171	A Lafayette	65 60
										171	H Lafayette	65 52
										195	H Holy Cross	44 60
										217	H George Mason	84 79
										219	H Towson	55 51
										229	A N.C. A&T	47 52
										256	A Loyola Maryland	49 55
										273	A Colgate	65 63
										286	H Grand Canyon	60 51
										287	A Portland St.	50 56
										298	A Boston U.	61 55
										303	H UNC Greensboro	71 64
										330	H Saint Peter's	71 35
LAST 12 Division I GAMES:												
171	A	Lafayette	65 60	132	A	Army	53 50					
90	A	American	49 59	298	A	Boston U.	61 55					
195	H	Holy Cross	44 60	171	H	Lafayette	65 52					
101	H	Lehigh	47 44	256	A	Loyola Maryland	49 55					
273	A	Colgate	65 63	330	H	Saint Peter's	71 35					
146	H	Bucknell	42 44	150	A	Oregon	64 72					

Non-Div I Games: Mary Washington 79 59

Navy

## Nebraska

Through Games Of Feb. 1, 2015

Average RPI Win:	129	WON-LOST	WINNING	LAST 10	STRENGTH OF	OPP. STRENGTH	TEAM	ADJ.	CONF.	ADJ CONF.
Average RPI Loss:	49	RECORD	PCT. RANK	GAMES	SCHEDULE	OF SCHEDULE	RPI	RPI	RPI	RPI
DIV. I ONLY	17- 4	26	7- 3	65	5	29	29	4	4	
DIV. I NON-CONF.	10- 1	16	2- 0	137	53	25	25	1	1	
TOTALS	RPI 1-25	RPI 26-50	W-L RECORDS	RPI 51-100	RPI 101-150	RPI 150+				
17- 4	1- 2	2- 1	OVERALL	6- 0	2- 0	6- 1				
11- 1	1- 1	1- 0	HOME	2- 0	1- 0	6- 0				
6- 3	0- 1	1- 1	AWAY	4- 0	1- 0	0- 1				
0- 0	0- 0	0- 0	NEUTRAL	0- 0	0- 0	0- 0				
10- 1	1- 0	1- 0	NON-CONFERENCE	2- 0	1- 0	5- 1				
7- 0	1- 0	0- 0	HOME	0- 0	1- 0	5- 0				
3- 1	0- 0	1- 0	AWAY	2- 0	0- 0	0- 1				
0- 0	0- 0	0- 0	NEUTRAL	0- 0	0- 0	0- 0				
7- 3	0- 2	1- 1	CONFERENCE	4- 0	1- 0	1- 0				
4- 1	0- 1	1- 0	HOME	2- 0	0- 0	1- 0				
3- 2	0- 1	0- 1	AWAY	2- 0	1- 0	0- 0				
0- 0	0- 0	0- 0	NEUTRAL	0- 0	0- 0	0- 0				

RPI 1-25				RPI 26-50				Team's RPI: 29				RPI 51-100				RPI 101+			
RPI	S	Opponent	Score	RPI	S	Opponent	Score	RPI	S	Opponent	Score	RPI	S	Opponent	Score	RPI	S	Opponent	Score
4	H	Maryland	47 75	33	A	Minnesota	69 72	54	H	Purdue	69 59	129	A	Wisconsin	89 72				
5	A	Iowa	72 78	41	H	Michigan	75 60	84	A	UCLA	71 66	137	H	Bakersfield	54 45				
15	H	Duke	60 54	43	A	Washington St.	82 61	88	A	Creighton	60 57	153	A	Alabama	51 53				

Non-Div I Games:

Nebraska

■ Loss, 
■ Non-Conf, S Site, 
■ Home 
■ Away 
N Neutral

## Nevada

Through Games Of Feb. 1, 2015

Average RPI Win:	298	WON-LOST	WINNING	LAST 10	STRENGTH OF	OPP. STRENGTH	TEAM	ADJ.	CONF.	ADJ CONF.
Average RPI Loss:	108	RECORD	PCT. RANK	GAMES	SCHEDULE	OF SCHEDULE	RPI	RPI	RPI	RPI
DIV. I ONLY	5- 13	291	0- 1	140	149	241	241	21	21	
DIV. I NON-CONF.	3- 7	250	0- 1	99	106	213	213	19	19	
TOTALS	RPI 1-25	RPI 26-50	W-L RECORDS	RPI 51-100	RPI 101-150	RPI 150+				
5- 13	0- 2	0- 2	OVERALL	0- 4	0- 1	5- 4				
3- 5	0- 0	0- 1	HOME	0- 3	0- 0	3- 1				
2- 6	0- 1	0- 1	AWAY	0- 1	0- 0	2- 3				
0- 2	0- 1	0- 0	NEUTRAL	0- 0	0- 1	0- 0				
3- 7	0- 2	0- 0	NON-CONFERENCE	0- 3	0- 1	3- 1				
2- 2	0- 0	0- 0	HOME	0- 2	0- 0	2- 0				
1- 3	0- 1	0- 0	AWAY	0- 1	0- 0	1- 1				
0- 2	0- 1	0- 0	NEUTRAL	0- 0	0- 1	0- 0				
2- 6	0- 0	0- 2	CONFERENCE	0- 1	0- 0	2- 3				
1- 3	0- 0	0- 1	HOME	0- 1	0- 0	1- 1				
1- 3	0- 0	0- 1	AWAY	0- 0	0- 0	1- 2				
0- 0	0- 0	0- 0	NEUTRAL	0- 0	0- 0	0- 0				

RPI 1-25				RPI 26-50				RPI 51-100				RPI 101+ Team's RPI: 241			
RPI	S	Opponent	Score	RPI	S	Opponent	Score	RPI	S	Opponent	Score	RPI	S	Opponent	Score
9	N	Oregon St.	50 73	30	A	Fresno St.	43 65	56	A	BYU	60 65	114	N	Toledo	56 65
23	A	California	54 76	30	H	Fresno St.	44 62	64	H	Pacific	53 64	167	A	San Francisco	48 63
								77	H	Colorado St.	58 59	215	H	Wyoming	45 61
								98	H	Ole Miss	66 77	253	H	Portland	84 59
												257	A	Utah St.	57 68
												264	A	UNLV	52 75
												264	H	UNLV	71 62
												286	A	Grand Canyon	64 52
												341	H	UC Santa Barbara	71 58
												347	A	Air Force	76 53
LAST 12 Division I GAMES:															
98	H	Ole Miss	66 77	30	A	Fresno St.	43 65	264	H	UNLV	71 62	347	A	Air Force	76 53
215	H	Wyoming	45 61	264	H	UNLV	71 62	9	N	Oregon St.	50 73	114	N	Toledo	56 65
264	A	UNLV	52 75	347	A	Air Force	76 53	286	A	Grand Canyon	64 52				
30	H	Fresno St.	44 62												
257	A	Utah St.	57 68												
77	H	Colorado St.	58 59												

Non-Div I Games: Cal St. Stanislaus 83 57

Nevada

■ Loss, 
 ■ Non-Conf, S Site, 
 ■ Home 
 ■ Away 
 N Neutral

# New Hampshire

Through Games Of Feb. 1, 2015

Average RPI Win:	261	WON-LOST	WINNING	LAST 10	STRENGTH OF	OPP. STRENGTH	TEAM	ADJ.	CONF.	ADJ CONF.
Average RPI Loss:	120	RECORD	PCT. RANK	GAMES	SCHEDULE	OF SCHEDULE	RPI	RPI	RPI	RPI
DIV. I ONLY	13- 7	83	6- 4	310	218	168	168	23	23	
DIV. I NON-CONF.	7- 4	107	2- 1	332	205	202	202	24	24	
TOTALS	RPI 1-25	RPI 26-50	W-L RECORDS	RPI 51-100	RPI 101-150	RPI 150+				
13- 7	0- 0	0- 0	OVERALL	0- 3	2- 3	11- 1				
6- 3	0- 0	0- 0	HOME	0- 0	1- 2	5- 1				
7- 4	0- 0	0- 0	AWAY	0- 3	1- 1	6- 0				
0- 0	0- 0	0- 0	NEUTRAL	0- 0	0- 0	0- 0				
7- 4	0- 0	0- 0	NON-CONFERENCE	0- 1	1- 3	6- 0				
3- 2	0- 0	0- 0	HOME	0- 0	1- 2	2- 0				
4- 2	0- 0	0- 0	AWAY	0- 1	0- 1	4- 0				
0- 0	0- 0	0- 0	NEUTRAL	0- 0	0- 0	0- 0				
6- 3	0- 0	0- 0	CONFERENCE	0- 2	1- 0	5- 1				
3- 1	0- 0	0- 0	HOME	0- 0	0- 0	3- 1				
3- 2	0- 0	0- 0	AWAY	0- 2	1- 0	2- 0				
0- 0	0- 0	0- 0	NEUTRAL	0- 0	0- 0	0- 0				

RPI S	Opponent	Score	RPI S	Opponent	Score	RPI S	Opponent	Score	RPI S	Opponent	Score
						63	A Penn	39 74	104	A Boston College	58 64
						89	A Albany (NY)	65 76	135	A Hartford	65 63
						92	A Maine	56 87	136	H Dartmouth	60 44
									144	H Central Conn. St.	58 64
									147	H Bryant	54 57
									200	A Stony Brook	60 52
									200	H Stony Brook	52 60
									258	H UMass Lowell	58 51
									263	H Brown	60 57
									269	A Northeastern	63 62
									274	H NJIT	61 56
									290	H UMBC	67 45
									298	A Boston U.	67 55
									304	A Manhattan	58 54
									313	A Vermont	64 56
									314	H Binghamton	73 68
									339	A Howard	78 68
LAST 12 Division I GAMES:											
200	H Stony Brook	52 60	290	H UMBC	67 45						
92	A Maine	56 87	89	A Albany (NY)	65 76						
135	A Hartford	65 63	200	A Stony Brook	60 52						
258	H UMass Lowell	58 51	147	H Bryant	54 57						
314	H Binghamton	73 68	304	A Manhattan	58 54						
313	A Vermont	64 56	269	A Northeastern	63 62						

Non-Div I Games: Daniel Webster 84 32

New Hampshire

Loss, Non-Conf, S Site, H Home A Away N Neutral

Average RPI Win:	255	WON-LOST	WINNING	LAST 10	STRENGTH OF	OPP. STRENGTH	TEAM	ADJ.	CONF.	ADJ CONF.
Average RPI Loss:	83	RECORD	PCT. RANK	GAMES	SCHEDULE	OF SCHEDULE	RPI	RPI	RPI	RPI
DIV. I ONLY	10- 10	168	7- 3	122	178	154	154	21	21	
DIV. I NON-CONF.	4- 7	219	3- 0	73	145	206	206	19	19	
TOTALS	RPI 1-25	RPI 26-50	W-L RECORDS	RPI 51-100	RPI 101-150	RPI 150+				
10- 10	0- 2	0- 2	OVERALL	0- 2	0- 3	10- 1				
8- 2	0- 1	0- 0	HOME	0- 0	0- 1	8- 0				
2- 6	0- 1	0- 1	AWAY	0- 2	0- 2	2- 0				
0- 2	0- 0	0- 1	NEUTRAL	0- 0	0- 0	0- 1				
4- 7	0- 2	0- 1	NON-CONFERENCE	0- 1	0- 2	4- 1				
4- 2	0- 1	0- 0	HOME	0- 0	0- 1	4- 0				
0- 3	0- 1	0- 0	AWAY	0- 1	0- 1	0- 0				
0- 2	0- 0	0- 1	NEUTRAL	0- 0	0- 0	0- 1				
6- 3	0- 0	0- 1	CONFERENCE	0- 1	0- 1	6- 0				
4- 0	0- 0	0- 0	HOME	0- 0	0- 0	4- 0				
2- 3	0- 0	0- 1	AWAY	0- 1	0- 1	2- 0				
0- 0	0- 0	0- 0	NEUTRAL	0- 0	0- 0	0- 0				

RPI 1-25				RPI 26-50				RPI 51-100				RPI 101+ Team's RPI: 154			
RPI	S	Opponent	Score	RPI	S	Opponent	Score	RPI	S	Opponent	Score	RPI	S	Opponent	Score
21	A	Texas	37 86	28	N	Texas A&M	52 66	77	A	Colorado St.	38 44	122	H	UC Riverside	62 70
24	H	Stanford	65 70	30	A	Fresno St.	65 71	81	A	DePaul	59 97	127	A	Boise St.	65 86
												133	A	New Mexico St.	59 70
												151	H	Cal Poly	84 68
												189	N	Tex.-Pan American	59 61
												204	H	San Diego St.	62 53
												215	H	Wyoming	60 54
												250	A	San Jose St.	64 62
												254	H	UTEP	72 57
												257	H	Utah St.	60 59
												264	H	UNLV	63 60
												298	H	Boston U.	56 49
												309	H	Northern Ariz.	56 37
												347	A	Air Force	70 47
LAST 12 Division I GAMES:															
250	A	San Jose St.	64 62	204	H	San Diego St.	62 53								
215	H	Wyoming	60 54	77	A	Colorado St.	38 44								
264	H	UNLV	63 60	30	A	Fresno St.	65 71								
127	A	Boise St.	65 86	309	H	Northern Ariz.	56 37								
347	A	Air Force	70 47	151	H	Cal Poly	84 68								
257	H	Utah St.	60 59	254	H	UTEP	72 57								

Non-Div I Games:

New Mexico

■ Loss, 
 ■ Non-Conf, S Site, 
 ■ Home 
 ■ Away 
 N Neutral

Average RPI Win:	232	WON-LOST	WINNING	LAST 10	STRENGTH OF	OPP. STRENGTH	TEAM	ADJ.	CONF.	ADJ CONF.
Average RPI Loss:	172	RECORD	PCT. RANK	GAMES	SCHEDULE	OF SCHEDULE	RPI	RPI	RPI	RPI
DIV. I ONLY	11- 6	89	8- 1	228	293	133	133	31	31	
DIV. I NON-CONF.	5- 6	177	4- 1	173	219	199	199	31	31	
TOTALS	RPI 1-25	RPI 26-50	W-L RECORDS	RPI 51-100	RPI 101-150	RPI 150+				
11- 6	0- 0	0- 0	OVERALL	0- 1	1- 2	10- 3				
5- 2	0- 0	0- 0	HOME	0- 0	1- 0	4- 2				
5- 3	0- 0	0- 0	AWAY	0- 0	0- 0	5- 0				
1- 1	0- 0	0- 0	NEUTRAL	0- 1	0- 0	1- 0				
5- 6	0- 0	0- 0	NON-CONFERENCE	0- 1	0- 2	5- 3				
3- 2	0- 0	0- 0	HOME	0- 0	0- 0	3- 2				
1- 3	0- 0	0- 0	AWAY	0- 0	0- 2	1- 1				
1- 1	0- 0	0- 0	NEUTRAL	0- 1	0- 0	1- 0				
6- 0	0- 0	0- 0	CONFERENCE	0- 0	1- 0	5- 0				
2- 0	0- 0	0- 0	HOME	0- 0	1- 0	1- 0				
4- 0	0- 0	0- 0	AWAY	0- 0	0- 0	4- 0				
0- 0	0- 0	0- 0	NEUTRAL	0- 0	0- 0	0- 0				

RPI 1-25			RPI 26-50			RPI 51-100			RPI 101+ Team's RPI: 133		
RPI	S	Opponent	Score	RPI	S	Opponent	Score	RPI	S	Opponent	Score
						64 N Pacific	62 67	127 A		Boise St.	45 70
								137 H		Bakersfield	90 78
								142 A		Sacramento St.	85 93
								151 H		Cal Poly	79 65
								154 H		New Mexico	70 59
								183 H		Cal St. Fullerton	51 66
								184 N		Fla. Atlantic	57 44
								189 A		Tex.-Pan American	74 71
								224 A		Southern Utah	81 64
								230 H		North Dakota St.	79 59
								254 A		UTEP	73 78
								259 H		Weber St.	97 100
								286 A		Grand Canyon	74 62
								318 H		Seattle	76 66
								336 A		Utah Valley	68 58
								343 A		UMKC	60 48
LAST 12 Division I GAMES:											
189 A		Tex.-Pan American	74 71	224 A		Southern Utah	81 64				
336 A		Utah Valley	68 58	184 N		Fla. Atlantic	57 44				
286 A		Grand Canyon	74 62	64 N		Pacific	62 67				
318 H		Seattle	76 66	151 H		Cal Poly	79 65				
137 H		Bakersfield	90 78	230 H		North Dakota St.	79 59				
343 A		UMKC	60 48	154 H		New Mexico	70 59				

Non-Div I Games: Eastern N.M. 79 51 Northern N.M. 81 39

New Mexico St.

Loss, Non-Conf, S Site, H Home A Away N Neutral

Average RPI Win:	293	WON-LOST	WINNING	LAST 10	STRENGTH OF	OPP. STRENGTH	TEAM	ADJ.	CONF.	ADJ CONF.
Average RPI Loss:	214	RECORD	PCT. RANK	GAMES	SCHEDULE	OF SCHEDULE	RPI	RPI	RPI	RPI
DIV. I ONLY	1- 15	344	0- 1	274	329	345	345	28	28	
DIV. I NON-CONF.	1- 6	316	0- 0	131	264	294	294	27	27	
TOTALS	RPI 1-25	RPI 26-50	W-L RECORDS	RPI 51-100	RPI 101-150	RPI 150+				
1- 15	0- 0	0- 1	OVERALL	0- 1	0- 0	1- 13				
1- 5	0- 0	0- 1	HOME	0- 0	0- 0	1- 4				
0- 10	0- 0	0- 0	AWAY	0- 0	0- 0	0- 1				
0- 0	0- 0	0- 0	NEUTRAL	0- 0	0- 0	0- 0				
1- 6	0- 0	0- 1	NON-CONFERENCE	0- 1	0- 0	1- 4				
1- 1	0- 0	0- 1	HOME	0- 0	0- 0	1- 0				
0- 5	0- 0	0- 0	AWAY	0- 1	0- 0	0- 4				
0- 0	0- 0	0- 0	NEUTRAL	0- 0	0- 0	0- 0				
0- 9	0- 0	0- 0	CONFERENCE	0- 0	0- 0	0- 9				
0- 4	0- 0	0- 0	HOME	0- 0	0- 0	0- 4				
0- 5	0- 0	0- 0	AWAY	0- 0	0- 0	0- 5				
0- 0	0- 0	0- 0	NEUTRAL	0- 0	0- 0	0- 0				

RPI S	Opponent	Score	RPI S	Opponent	Score	RPI S	Opponent	Score	RPI S	Opponent	Score	Team's RPI: 345
35	H Mississippi St.	45 85	82	A Oklahoma St.	33 84	153	A Alabama	58 87	174	A Tulsa	55 78	
						176	A Stephen F. Austin	56 76	180	A Jacksonville St.	51 65	
						209	A McNeese St.	58 82	218	H Lamar	54 64	
						240	A Nicholls St.	40 56	266	H Central Ark.	46 53	
						275	H A&M-Corpus Christi	46 58	282	H Sam Houston St.	59 75	
						286	A Grand Canyon	57 59	293	H Kent St.	58 55	
						306	A Houston Baptist	45 63	329	A Incarnate Word	59 71	
LAST 12 Division I GAMES:												
329	A Incarnate Word	59 71	176	A Stephen F. Austin	56 76							
209	A McNeese St.	58 82	282	H Sam Houston St.	59 75							
240	A Nicholls St.	40 56	218	H Lamar	54 64							
275	H A&M-Corpus Christi	46 58	293	H Kent St.	58 55							
266	H Central Ark.	46 53	153	A Alabama	58 87							
306	A Houston Baptist	45 63	174	A Tulsa	55 78							

Non-Div I Games: West Ala. 54 66 Crowley's Ridge 87 54

New Orleans

Loss, Non-Conf, S Site, H Home A Away N Neutral

## Niagara

Through Games Of Feb. 1, 2015

Average RPI Win: <b>256</b>	WON-LOST	WINNING	LAST 10	STRENGTH OF	OPP. STRENGTH	TEAM	ADJ.	CONF.	ADJ CONF.
Average RPI Loss: <b>153</b>	RECORD	PCT. RANK	GAMES	SCHEDULE	OF SCHEDULE	RPI	RPI	RPI	RPI
DIV. I ONLY	<b>9- 12</b>	<b>212</b>	<b>3- 7</b>	<b>295</b>	<b>189</b>	<b>244</b>	<b>244</b>	<b>24</b>	<b>24</b>
DIV. I NON-CONF.	<b>4- 5</b>	<b>188</b>	<b>1- 1</b>	<b>180</b>	<b>195</b>	<b>187</b>	<b>187</b>	<b>23</b>	<b>23</b>
TOTALS	RPI 1-25	RPI 26-50	W-L RECORDS	RPI 51-100	RPI 101-150	RPI 150+			
9- 12	0- 0	0- 3	OVERALL	0- 1	1- 2	8- 6			
4- 6	0- 0	0- 1	HOME	0- 0	0- 2	4- 3			
5- 6	0- 0	0- 2	AWAY	0- 1	1- 0	4- 3			
0- 0	0- 0	0- 0	NEUTRAL	0- 0	0- 0	0- 0			
4- 5	0- 0	0- 1	NON-CONFERENCE	0- 1	1- 2	3- 1			
2- 2	0- 0	0- 0	HOME	0- 0	0- 2	2- 0			
2- 3	0- 0	0- 1	AWAY	0- 1	1- 0	1- 1			
0- 0	0- 0	0- 0	NEUTRAL	0- 0	0- 0	0- 0			
5- 7	0- 0	0- 2	CONFERENCE	0- 0	0- 0	5- 5			
2- 4	0- 0	0- 1	HOME	0- 0	0- 0	2- 3			
3- 3	0- 0	0- 1	AWAY	0- 0	0- 0	3- 2			
0- 0	0- 0	0- 0	NEUTRAL	0- 0	0- 0	0- 0			

RPI S	Opponent	Score	RPI S	Opponent	Score	RPI S	Opponent	Score	RPI S	Opponent	Score	Team's RPI: 244
36	A Quinnipiac	66 <b>80</b>	36	H Quinnipiac	68 <b>71</b>	55	A Youngstown St.	61 <b>83</b>	134	A Cleveland St.	76 58	
39	A Pittsburgh	54 <b>70</b>							136	H Dartmouth	70 <b>76</b>	
									149	H St. Bonaventure	60 <b>72</b>	
									152	A Fairfield	66 64	
									159	A Buffalo	64 <b>73</b>	
									177	H Siena	52 <b>56</b>	
									190	H Iona	72 <b>83</b>	
									227	H Detroit	71 49	
									238	A Monmouth	59 45	
									245	H Canisius	55 <b>66</b>	
									285	A Rider	56 <b>61</b>	
									300	H Mt. St. Mary's	78 60	
									304	A Manhattan	53 46	
									304	H Manhattan	64 36	
									314	A Binghamton	63 52	
									330	A Saint Peter's	58 <b>65</b>	
									330	H Saint Peter's	73 40	
LAST 12 Division I GAMES:												
304	A Manhattan	53 46	36	H Quinnipiac	68 <b>71</b>							
330	A Saint Peter's	58 <b>65</b>	177	H Siena	52 <b>56</b>							
190	H Iona	72 <b>83</b>	152	A Fairfield	66 64							
245	H Canisius	55 <b>66</b>	36	A Quinnipiac	66 <b>80</b>							
238	A Monmouth	59 45	300	H Mt. St. Mary's	78 60							
285	A Rider	56 <b>61</b>	136	H Dartmouth	70 <b>76</b>							

Non-Div I Games:

Niagara

■ Loss, 
 ■ Non-Conf, 
 ■ S Site, 
 ■ H Home 
 ■ A Away 
 N Neutral



RECORDS BY				THROUGH GAMES OF FEB. 17, 1918						
Average RPI Win:	286	WON-LOST	WINNING	LAST 10	STRENGTH OF	OPP. STRENGTH	TEAM	ADJ.	CONF.	ADJ CONF.
Average RPI Loss:	145	RECORD	PCT. RANK	GAMES	SCHEDULE	OF SCHEDULE	RPI	RPI	RPI	RPI
DIV. I ONLY	9- 10	186	6- 4	304	247	240	240	28	28	
DIV. I NON-CONF.	3- 7	250	1- 2	183	86	238	238	27	27	
TOTALS	RPI 1-25	RPI 26-50	W-L RECORDS	RPI 51-100	RPI 101-150	RPI 150+				
9- 10	0- 0	0- 1	OVERALL	0- 2	0- 3	9- 4				
5- 2	0- 0	0- 0	HOME	0- 0	0- 1	5- 1				
2- 6	0- 0	0- 1	AWAY	0- 1	0- 2	2- 2				
2- 2	0- 0	0- 0	NEUTRAL	0- 1	0- 0	2- 1				
3- 7	0- 0	0- 1	NON-CONFERENCE	0- 2	0- 3	3- 1				
1- 1	0- 0	0- 0	HOME	0- 0	0- 1	1- 0				
0- 4	0- 0	0- 1	AWAY	0- 1	0- 2	0- 0				
2- 2	0- 0	0- 0	NEUTRAL	0- 1	0- 0	2- 1				
6- 3	0- 0	0- 0	CONFERENCE	0- 0	0- 0	6- 3				
4- 1	0- 0	0- 0	HOME	0- 0	0- 0	4- 1				
2- 2	0- 0	0- 0	AWAY	0- 0	0- 0	2- 2				
0- 0	0- 0	0- 0	NEUTRAL	0- 0	0- 0	0- 0				

RPI 1-25				RPI 26-50				RPI 51-100				RPI 101+				Team's RPI: 240	
RPI	S	Opponent	Score	RPI	S	Opponent	Score	RPI	S	Opponent	Score	RPI	S	Opponent	Score		
				48	A	Tulane	44 77	52	A	Arkansas	52 63	103	A	Louisiana Tech	62 80		
								55	N	Youngstown St.	50 51	111	A	Texas Tech	49 76		
												117	H	Southern Miss.	57 89		
												191	N	UTSA	57 49		
												208	A	Northwestern St.	71 74		
												218	A	Lamar	62 67		
												261	N	Houston	47 65		
												266	A	Central Ark.	75 72		
												268	A	Abilene Christian	63 39		
												275	H	A&M-Corpus Christi	59 75		
												279	N	Norfolk St.	69 64		
												282	H	Sam Houston St.	67 64		
												306	H	Houston Baptist	70 58		
												311	H	South Ala.	66 62		
												329	H	Incarnate Word	67 34		
												345	H	New Orleans	56 40		
LAST 12 Division I GAMES:																	
				329	H	Incarnate Word	67 34	268	A	Abilene Christian	63 39						
				345	H	New Orleans	56 40	306	H	Houston Baptist	70 58						
				266	A	Central Ark.	75 72	218	A	Lamar	62 67						
				208	A	Northwestern St.	71 74	117	H	Southern Miss.	57 89						
				275	H	A&M-Corpus Christi	59 75	191	N	UTSA	57 49						
				282	H	Sam Houston St.	67 64	261	N	Houston	47 65						

Non-Div I Games:	Southern-N.O.	87	84
------------------	---------------	----	----

Nicholls St.

■ Loss, ■ Non-Conf, S Site, H Home A Away N Neutral

Average RPI Win:	250	WON-LOST	WINNING	LAST 10	STRENGTH OF	OPP. STRENGTH	TEAM	ADJ.	CONF.	ADJ CONF.
Average RPI Loss:	200	RECORD	PCT. RANK	GAMES	SCHEDULE	OF SCHEDULE	RPI	RPI	RPI	RPI
DIV. I ONLY	7- 13	257	5- 5	291	313	279	279	32	32	
DIV. I NON-CONF.	1- 10	330	0- 4	198	252	313	313	29	29	
TOTALS	RPI 1-25	RPI 26-50	W-L RECORDS	RPI 51-100	RPI 101-150	RPI 150+				
7- 13	0- 0	0- 0	OVERALL	1- 1	0- 2	6- 10				
4- 4	0- 0	0- 0	HOME	1- 0	0- 2	3- 2				
3- 7	0- 0	0- 0	AWAY	0- 1	0- 0	3- 6				
0- 2	0- 0	0- 0	NEUTRAL	0- 0	0- 0	0- 2				
1- 10	0- 0	0- 0	NON-CONFERENCE	0- 1	0- 2	1- 7				
0- 3	0- 0	0- 0	HOME	0- 0	0- 2	0- 1				
1- 5	0- 0	0- 0	AWAY	0- 1	0- 0	1- 4				
0- 2	0- 0	0- 0	NEUTRAL	0- 0	0- 0	0- 2				
6- 3	0- 0	0- 0	CONFERENCE	1- 0	0- 0	5- 3				
4- 1	0- 0	0- 0	HOME	1- 0	0- 0	3- 1				
2- 2	0- 0	0- 0	AWAY	0- 0	0- 0	2- 2				
0- 0	0- 0	0- 0	NEUTRAL	0- 0	0- 0	0- 0				

RPI 1-25				RPI 26-50				RPI 51-100				RPI 101+				Team's RPI: 279	
RPI	S	Opponent	Score	RPI	S	Opponent	Score	RPI	S	Opponent	Score	RPI	S	Opponent	Score		
								60	A	East Carolina	36	65	124	H	Marshall	71	73
								86	H	Hampton	71	66	130	H	Hofstra	47	64
													186	A	Virginia Tech	49	60
													195	N	Holy Cross	62	63
													200	A	Stony Brook	46	52
													203	A	Savannah St.	54	56
													207	A	Radford	65	74
													210	H	Morehead St.	66	83
													223	A	USC Upstate	58	70
													229	H	N.C. A&T	76	75
													240	N	Nicholls St.	64	69
													242	A	Tennessee St.	65	58
													247	A	Bethune-Cookman	53	40
													280	H	Morgan St.	68	63
													291	A	South Carolina St.	75	79
													328	H	Coppin St.	56	58
													334	H	N.C. Central	82	58
													335	A	Florida A&M	68	50
LAST 12 Division I GAMES:																	
				86	H	Hampton	71	66					335	A	Florida A&M	68	50
				203	A	Savannah St.	54	56					328	H	Coppin St.	56	58
				291	A	South Carolina St.	75	79					223	A	USC Upstate	58	70
				229	H	N.C. A&T	76	75					200	A	Stony Brook	46	52
				334	H	N.C. Central	82	58					195	N	Holy Cross	62	63
				247	A	Bethune-Cookman	53	40					60	A	East Carolina	36	65

Non-Div I Games:

Norfolk St.

■ Loss, 
■ Non-Conf, 
■ S Site, 
■ H Home 
■ A Away 
N Neutral

# North Carolina

Through Games Of Feb. 1, 2015

Average RPI Win:	112	WON-LOST	WINNING	LAST 10	STRENGTH OF	OPP. STRENGTH	TEAM	ADJ.	CONF.	ADJ CONF.
Average RPI Loss:	16	RECORD	PCT. RANK	GAMES	SCHEDULE	OF SCHEDULE	RPI	RPI	RPI	RPI
DIV. I ONLY	18- 4	24	7- 3	18	16	17	17	2	2	
DIV. I NON-CONF.	13- 1	5	4- 0	20	61	6	6	4	4	
TOTALS	RPI 1-25	RPI 26-50	W-L RECORDS	RPI 51-100	RPI 101-150	RPI 150+				
18- 4	1- 3	1- 1	OVERALL	9- 0	5- 0	2- 0				
9- 3	0- 3	0- 0	HOME	5- 0	3- 0	1- 0				
5- 1	0- 0	1- 1	AWAY	2- 0	2- 0	0- 0				
4- 0	1- 0	0- 0	NEUTRAL	2- 0	0- 0	1- 0				
13- 1	1- 1	1- 0	NON-CONFERENCE	6- 0	3- 0	2- 0				
6- 1	0- 1	0- 0	HOME	3- 0	2- 0	1- 0				
3- 0	0- 0	1- 0	AWAY	1- 0	1- 0	0- 0				
4- 0	1- 0	0- 0	NEUTRAL	2- 0	0- 0	1- 0				
5- 3	0- 2	0- 1	CONFERENCE	3- 0	2- 0	0- 0				
3- 2	0- 2	0- 0	HOME	2- 0	1- 0	0- 0				
2- 1	0- 0	0- 1	AWAY	1- 0	1- 0	0- 0				
0- 0	0- 0	0- 0	NEUTRAL	0- 0	0- 0	0- 0				

RPI S	Opponent	Score	RPI S	Opponent	Score	RPI S	Opponent	Score	RPI S	Opponent	Score
2	H Notre Dame	79 89	39	A Pittsburgh	59 84	74	A North Carolina St.	67 63	104	H Boston College	72 60
9	H Oregon St.	55 70	49	A Rutgers	96 93	74	H North Carolina St.	72 56	121	H East Tenn. St.	95 62
15	H Duke	67 74				75	H Georgia Tech	96 81	131	H Appalachian St.	84 52
24	N Stanford	70 54				82	H Oklahoma St.	79 77	138	A Clemson	78 56
						84	H UCLA	84 68	150	A Oregon	76 59
						89	H Albany (NY)	71 56	206	N Prairie View	81 45
						91	A Hawaii	74 65	339	H Howard	83 49
						92	N Maine	65 36			
						99	N Elon	85 67			
LAST 12 Division I GAMES:											
104	H Boston College	72 60	39	A Pittsburgh	59 84	74	H North Carolina St.	72 56	121	H East Tenn. St.	95 62
15	H Duke	67 74				89	H Albany (NY)	71 56	99	N Elon	85 67
74	A North Carolina St.	67 63				92	N Maine	65 36			
138	A Clemson	78 56									
2	H Notre Dame	79 89									
75	H Georgia Tech	96 81									

Non-Div I Games:

North Carolina

Loss, Non-Conf, S Site, H Home A Away N Neutral

Average RPI Win:	188	WON-LOST	WINNING	LAST 10	STRENGTH OF	OPP. STRENGTH	TEAM	ADJ.	CONF.	ADJ CONF.
Average RPI Loss:	39	RECORD	PCT. RANK	GAMES	SCHEDULE	OF SCHEDULE	RPI	RPI	RPI	RPI
DIV. I ONLY	12- 9	128	4- 6	36	49	74	74	2	2	
DIV. I NON-CONF.	9- 4	84	3- 1	100	130	73	73	4	4	
TOTALS	RPI 1-25	RPI 26-50	W-L RECORDS	RPI 51-100	RPI 101-150	RPI 150+				
12- 9	0- 4	0- 3	OVERALL	2- 2	2- 0	8- 0				
9- 2	0- 1	0- 1	HOME	2- 0	1- 0	6- 0				
2- 6	0- 0	0- 0	AWAY	0- 0	0- 0	2- 0				
1- 1	0- 1	0- 0	NEUTRAL	0- 0	1- 0	0- 0				
9- 4	0- 1	0- 2	NON-CONFERENCE	2- 1	1- 0	6- 0				
7- 1	0- 0	0- 1	HOME	2- 0	0- 0	5- 0				
1- 2	0- 0	0- 1	AWAY	0- 1	0- 0	1- 0				
1- 1	0- 1	0- 0	NEUTRAL	0- 0	1- 0	0- 0				
3- 5	0- 3	0- 1	CONFERENCE	0- 1	1- 0	2- 0				
2- 1	0- 1	0- 0	HOME	0- 0	1- 0	1- 0				
1- 4	0- 2	0- 1	AWAY	0- 1	0- 0	1- 0				
0- 0	0- 0	0- 0	NEUTRAL	0- 0	0- 0	0- 0				

RPI 1-25				RPI 26-50				RPI 51-100				RPI 101+			
RPI	S	Opponent	Score	RPI	S	Opponent	Score	RPI	S	Opponent	Score	RPI	S	Opponent	Score
8	A	Louisville	58 65	33	H	Minnesota	55 60	85	A	Villanova	65 74	111	N	Texas Tech	75 42
13	N	George Washington	66 74	34	A	Syracuse	49 66	93	A	Virginia	63 71	138	H	Clemson	76 50
17	A	North Carolina	56 72	48	A	Tulane	51 60	99	H	Elon	84 51	156	H	High Point	66 62
17	H	North Carolina	63 67					100	H	Liberty	67 64	163	A	Wake Forest	78 70
												186	H	Virginia Tech	73 59
												201	A	Charlotte	70 63
												236	H	Davidson	82 66
												242	H	Tennessee St.	84 55
												300	H	Mt. St. Mary's	85 60
												328	H	Coppin St.	81 61
LAST 12 Division I GAMES:															
93	A	Virginia	63 71	186	H	Virginia Tech	73 59								
34	A	Syracuse	49 66	17	A	North Carolina	56 72								
17	H	North Carolina	63 67	85	A	Villanova	65 74								
163	A	Wake Forest	78 70	236	H	Davidson	82 66								
8	A	Louisville	58 65	100	H	Liberty	67 64								
138	H	Clemson	76 50	300	H	Mt. St. Mary's	85 60								

Non-Div I Games:

North Carolina St.

## North Dakota

Through Games Of Feb. 1, 2015

Average RPI Win:	230	WON-LOST	WINNING	LAST 10	STRENGTH OF	OPP. STRENGTH	TEAM	ADJ.	CONF.	ADJ CONF.
Average RPI Loss:	143	RECORD	PCT. RANK	GAMES	SCHEDULE	OF SCHEDULE	RPI	RPI	RPI	RPI
DIV. I ONLY	12- 7	97	6- 4	242	219	118	118	22	22	
DIV. I NON-CONF.	6- 4	132	0- 2	224	233	123	123	22	22	
TOTALS	RPI 1-25	RPI 26-50	W-L RECORDS	RPI 51-100	RPI 101-150	RPI 150+				
12- 7	0- 0	0- 1	OVERALL	0- 1	1- 3	11- 2				
5- 1	0- 0	0- 1	HOME	0- 0	1- 0	4- 0				
6- 6	0- 0	0- 0	AWAY	0- 1	0- 3	6- 2				
1- 0	0- 0	0- 0	NEUTRAL	0- 0	0- 0	1- 0				
6- 4	0- 0	0- 1	NON-CONFERENCE	0- 1	0- 2	6- 0				
1- 1	0- 0	0- 1	HOME	0- 0	0- 0	1- 0				
4- 3	0- 0	0- 0	AWAY	0- 1	0- 2	4- 0				
1- 0	0- 0	0- 0	NEUTRAL	0- 0	0- 0	1- 0				
6- 3	0- 0	0- 0	CONFERENCE	0- 0	1- 1	5- 2				
4- 0	0- 0	0- 0	HOME	0- 0	1- 0	3- 0				
2- 3	0- 0	0- 0	AWAY	0- 0	0- 1	2- 2				
0- 0	0- 0	0- 0	NEUTRAL	0- 0	0- 0	0- 0				

RPI S	Opponent	Score	RPI S	Opponent	Score	RPI S	Opponent	Score	RPI S	Opponent	Score	Team's RPI: 118
33	H Minnesota	55 68	80	A South Dakota	81 86	102	A Colorado	59 68				
						123	H Montana	59 52				
						138	A Clemson	67 72				
						142	A Sacramento St.	86 93				
						173	H Idaho	68 62				
						193	H Eastern Wash.	96 82				
						212	H Montana St.	82 74				
						214	A Northern Colo.	68 58				
						216	A Idaho St.	69 75				
						219	A Towson	54 52				
						230	A North Dakota St.	90 87				
						231	A Western Ill.	85 77				
						259	A Weber St.	57 54				
						272	H Milwaukee	83 76				
						287	A Portland St.	70 73				
						308	N St. Francis Brooklyn	70 63				
						327	A Omaha	72 52				
LAST 12 Division I GAMES:												
216	A Idaho St.	69 75	142	A Sacramento St.	86 93							
259	A Weber St.	57 54	123	H Montana	59 52							
193	H Eastern Wash.	96 82	212	H Montana St.	82 74							
173	H Idaho	68 62	80	A South Dakota	81 86							
214	A Northern Colo.	68 58	138	A Clemson	67 72							
287	A Portland St.	70 73	33	H Minnesota	55 68							

Non-Div I Games: Dickinson St. 88 40 Mayville St. 98 54

North Dakota

Loss, Non-Conf, S Site, H Home A Away N Neutral

Average RPI Win:	247	WON-LOST	WINNING	LAST 10	STRENGTH OF	OPP. STRENGTH	TEAM	ADJ.	CONF.	ADJ CONF.
Average RPI Loss:	158	RECORD	PCT. RANK	GAMES	SCHEDULE	OF SCHEDULE	RPI	RPI	RPI	RPI
DIV. I ONLY	8- 12	228	5- 5	203	255	230	230	25	25	
DIV. I NON-CONF.	3- 8	263	0- 3	227	271	275	275	25	25	
TOTALS	RPI 1-25	RPI 26-50	W-L RECORDS	RPI 51-100	RPI 101-150	RPI 150+				
8- 12	0- 0	0- 1	OVERALL	1- 3	0- 3	7- 5				
5- 2	0- 0	0- 0	HOME	1- 0	0- 1	4- 1				
1- 10	0- 0	0- 1	AWAY	0- 3	0- 2	1- 4				
2- 0	0- 0	0- 0	NEUTRAL	0- 0	0- 0	2- 0				
3- 8	0- 0	0- 1	NON-CONFERENCE	0- 1	0- 3	3- 3				
1- 2	0- 0	0- 0	HOME	0- 0	0- 1	1- 1				
0- 6	0- 0	0- 1	AWAY	0- 1	0- 2	0- 2				
2- 0	0- 0	0- 0	NEUTRAL	0- 0	0- 0	2- 0				
5- 4	0- 0	0- 0	CONFERENCE	1- 2	0- 0	4- 2				
4- 0	0- 0	0- 0	HOME	1- 0	0- 0	3- 0				
1- 4	0- 0	0- 0	AWAY	0- 2	0- 0	1- 2				
0- 0	0- 0	0- 0	NEUTRAL	0- 0	0- 0	0- 0				

RPI 1-25				RPI 26-50				RPI 51-100				RPI 101+				Team's RPI: 230	
RPI	S	Opponent	Score	RPI	S	Opponent	Score	RPI	S	Opponent	Score	RPI	S	Opponent	Score		
				35	A	Mississippi St.	58 109	65	A	South Dakota St.	52 82	108	A	UNI	41 56		
								65	H	South Dakota St.	83 78	118	H	North Dakota	87 90		
								80	A	South Dakota	69 84	133	A	New Mexico St.	59 79		
								83	A	Western Mich.	59 74	183	A	Cal St. Fullerton	79 86		
												188	H	Oral Roberts	77 64		
												231	A	Western Ill.	66 88		
												251	H	IUPUI	68 63		
												269	N	Northeastern	79 72		
												272	H	Milwaukee	73 77		
												274	N	NJIT	60 48		
												286	A	Grand Canyon	54 69		
												293	H	Kent St.	74 68		
												301	A	Denver	73 75		
												307	H	IPFW	81 60		
												327	A	Omaha	77 60		
LAST 12 Division I GAMES:																	
				65	A	South Dakota St.	52 82	251	H	IUPUI	68 63						
				231	A	Western Ill.	66 88	65	H	South Dakota St.	83 78						
				327	A	Omaha	77 60	188	H	Oral Roberts	77 64						
				307	H	IPFW	81 60	286	A	Grand Canyon	54 69						
				80	A	South Dakota	69 84	183	A	Cal St. Fullerton	79 86						
				301	A	Denver	73 75	133	A	New Mexico St.	59 79						

Non-Div I Games: Mayville St. 83 66

North Dakota St.

# North Florida

Through Games Of Feb. 1, 2015

Average RPI Win:	262	WON-LOST	WINNING	LAST 10	STRENGTH OF	OPP. STRENGTH	TEAM	ADJ.	CONF.	ADJ CONF.
Average RPI Loss:	151	RECORD	PCT. RANK	GAMES	SCHEDULE	OF SCHEDULE	RPI	RPI	RPI	RPI
DIV. I ONLY	8- 12	228	3- 7	210	233	232	232	11	11	
DIV. I NON-CONF.	7- 6	154	4- 1	281	267	192	192	13	13	
TOTALS	RPI 1-25	RPI 26-50	W-L RECORDS	RPI 51-100	RPI 101-150	RPI 150+				
8- 12	0- 2	0- 1	OVERALL	0- 1	0- 1	8- 7				
5- 3	0- 0	0- 1	HOME	0- 0	0- 0	5- 2				
2- 9	0- 2	0- 0	AWAY	0- 1	0- 1	2- 5				
1- 0	0- 0	0- 0	NEUTRAL	0- 0	0- 0	1- 0				
7- 6	0- 1	0- 0	NON-CONFERENCE	0- 1	0- 0	7- 4				
4- 1	0- 0	0- 0	HOME	0- 0	0- 0	4- 1				
2- 5	0- 1	0- 0	AWAY	0- 1	0- 0	2- 3				
1- 0	0- 0	0- 0	NEUTRAL	0- 0	0- 0	1- 0				
1- 6	0- 1	0- 1	CONFERENCE	0- 0	0- 1	1- 3				
1- 2	0- 0	0- 1	HOME	0- 0	0- 0	1- 1				
0- 4	0- 1	0- 0	AWAY	0- 0	0- 1	0- 2				
0- 0	0- 0	0- 0	NEUTRAL	0- 0	0- 0	0- 0				

RPI 1-25				RPI 26-50				RPI 51-100				RPI 101+ Team's RPI: 232			
RPI	S	Opponent	Score	RPI	S	Opponent	Score	RPI	S	Opponent	Score	RPI	S	Opponent	Score
14	A	Florida St.	58 79	47	H	Stetson	38 67	57	A	Miami (FL)	53 81	140	A	Kennesaw St.	40 46
22	A	FGCU	42 75									160	A	Samford	47 81
												166	A	Florida	51 63
												181	H	Northern Ky.	81 79
												198	H	Mercer	57 55
												223	A	USC Upstate	49 61
												233	H	Georgia St.	59 72
												242	A	Tennessee St.	54 53
												243	A	UCF	56 60
												248	H	Lipscomb	62 71
												252	N	Eastern Ky.	62 45
												260	A	Jacksonville	52 54
												265	A	UNCW	55 41
												295	H	Western Caro.	62 45
												316	H	Wofford	68 60
												343	H	UMKC	63 62
LAST 12 Division I GAMES:															
223	A	USC Upstate	49 61	260	A	Jacksonville	52 54								
140	A	Kennesaw St.	40 46	343	H	UMKC	63 62								
248	H	Lipscomb	62 71	198	H	Mercer	57 55								
181	H	Northern Ky.	81 79	166	A	Florida	51 63								
47	H	Stetson	38 67	295	H	Western Caro.	62 45								
22	A	FGCU	42 75	316	H	Wofford	68 60								

Non-Div I Games: Thomas (GA) 54 39 Edward Waters 62 57

North Florida

Loss, Non-Conf, S Site, H Home A Away N Neutral

RPI 1-25				RPI 26-50				RPI 51-100				RPI 101+				Team's RPI: 340	
RPI	S	Opponent	Score	RPI	S	Opponent	Score	RPI	S	Opponent	Score	RPI	S	Opponent	Score		
				27	H	Oklahoma	39 68					103	A	Louisiana Tech	57 92		
				28	A	Texas A&M	38 75					117	A	Southern Miss.	55 67		
												125	H	Old Dominion	44 54		
												167	A	San Francisco	42 60		
												178	H	Massachusetts	46 56		
												191	A	UTSA	45 53		
												201	H	Charlotte	58 67		
												214	H	Northern Colo.	48 53		
												228	H	Texas-Arlington	38 46		
												254	A	UTEP	58 60		
												255	A	SMU	55 62		
												261	H	Houston	42 46		
												262	A	Rice	55 58		
												262	H	Rice	53 48		
												299	H	Eastern Ill.	57 59		
												301	H	Denver	55 63		
												343	A	UMKC	65 47		
LAST 12 Division I GAMES:																	
				262	A	Rice	55 58					191	A	UTSA	45 53		
				117	A	Southern Miss.	55 67					254	A	UTEP	58 60		
				103	A	Louisiana Tech	57 92					28	A	Texas A&M	38 75		
				125	H	Old Dominion	44 54					301	H	Denver	55 63		
				201	H	Charlotte	58 67					228	H	Texas-Arlington	38 46		
				262	H	Rice	53 48					167	A	San Francisco	42 60		

**Non-Div I Games:**



Average RPI Win:	195	WON-LOST	WINNING	LAST 10	STRENGTH OF	OPP. STRENGTH	TEAM	ADJ.	CONF.	ADJ CONF.
Average RPI Loss:	141	RECORD	PCT. RANK	GAMES	SCHEDULE	OF SCHEDULE	RPI	RPI	RPI	RPI
DIV. I ONLY	4- 16	310	0- 2	130	131	269	269	13	13	
DIV. I NON-CONF.	3- 7	250	0- 1	119	170	212	212	10	10	
TOTALS	RPI 1-25	RPI 26-50	W-L RECORDS	RPI 51-100	RPI 101-150	RPI 150+				
4- 16	0- 1	0- 1	OVERALL	1- 3	1- 4	2- 7				
3- 5	0- 1	0- 0	HOME	0- 0	1- 1	2- 3				
1- 10	0- 0	0- 1	AWAY	1- 3	0- 3	0- 3				
0- 1	0- 0	0- 0	NEUTRAL	0- 0	0- 0	0- 1				
3- 7	0- 0	0- 1	NON-CONFERENCE	1- 1	1- 2	1- 3				
2- 1	0- 0	0- 0	HOME	0- 0	1- 0	1- 1				
1- 5	0- 0	0- 1	AWAY	1- 1	0- 2	0- 1				
0- 1	0- 0	0- 0	NEUTRAL	0- 0	0- 0	0- 1				
1- 9	0- 1	0- 0	CONFERENCE	0- 2	0- 2	1- 4				
1- 4	0- 1	0- 0	HOME	0- 0	0- 1	1- 2				
0- 5	0- 0	0- 0	AWAY	0- 2	0- 1	0- 2				
0- 0	0- 0	0- 0	NEUTRAL	0- 0	0- 0	0- 0				

RPI 1-25				RPI 26-50				RPI 51-100				RPI 101+ Team's RPI: 269			
RPI	S	Opponent	Score	RPI	S	Opponent	Score	RPI	S	Opponent	Score	RPI	S	Opponent	Score
25	H	James Madison	55 77	49	A	Rutgers	60 74	67	A	Drexel	35 58	104	A	Boston College	56 66
								89	A	Albany (NY)	70 67	126	H	Marist	58 51
								92	A	Maine	51 60	130	A	Hofstra	83 85
								99	A	Elon	77 80	130	H	Hofstra	45 66
												139	A	Harvard	65 67
												162	H	William & Mary	66 72
												168	H	New Hampshire	62 63
												184	A	Fla. Atlantic	74 81
												187	H	Delaware	48 54
												219	A	Towson	61 65
												230	N	North Dakota St.	72 79
												265	H	UNCW	73 64
												270	A	Col. of Charleston	38 59
												298	H	Boston U.	75 74
LAST 12 Division I GAMES:															
184	A	Fla. Atlantic	74 81	265	H	UNCW	73 64								
162	H	William & Mary	66 72	187	H	Delaware	48 54								
130	H	Hofstra	45 66	25	H	James Madison	55 77								
99	A	Elon	77 80	130	A	Hofstra	83 85								
219	A	Towson	61 65	67	A	Drexel	35 58								
270	A	Col. of Charleston	38 59	104	A	Boston College	56 66								

Non-Div I Games:

Northeastern

■ Loss, 
 ■ Non-Conf, 
 ■ S Site, 
 ■ H Home 
 ■ A Away 
 N Neutral

Average RPI Win:	253	WON-LOST	WINNING	LAST 10	STRENGTH OF	OPP. STRENGTH	TEAM	ADJ.	CONF.	ADJ CONF.
Average RPI Loss:	191	RECORD	PCT. RANK	GAMES	SCHEDULE	OF SCHEDULE	RPI	RPI	RPI	RPI
DIV. I ONLY	7- 10	220	4- 6	338	186	309	309	22	22	
DIV. I NON-CONF.	3- 6	233	0- 4	348	142	342	342	22	22	
TOTALS	RPI 1-25	RPI 26-50	W-L RECORDS	RPI 51-100	RPI 101-150	RPI 150+				
7- 10	0- 0	0- 0	OVERALL	0- 0	1- 3	6- 7				
7- 3	0- 0	0- 0	HOME	0- 0	1- 2	6- 1				
0- 7	0- 0	0- 0	AWAY	0- 0	0- 1	0- 6				
0- 0	0- 0	0- 0	NEUTRAL	0- 0	0- 0	0- 0				
3- 6	0- 0	0- 0	NON-CONFERENCE	0- 0	0- 2	3- 4				
3- 2	0- 0	0- 0	HOME	0- 0	0- 1	3- 1				
0- 4	0- 0	0- 0	AWAY	0- 0	0- 1	0- 3				
0- 0	0- 0	0- 0	NEUTRAL	0- 0	0- 0	0- 0				
4- 4	0- 0	0- 0	CONFERENCE	0- 0	1- 1	3- 3				
4- 1	0- 0	0- 0	HOME	0- 0	1- 1	3- 0				
0- 3	0- 0	0- 0	AWAY	0- 0	0- 0	0- 3				
0- 0	0- 0	0- 0	NEUTRAL	0- 0	0- 0	0- 0				

RPI 1-25			RPI 26-50			RPI 51-100			RPI 101+ Team's RPI: 309		
RPI	S	Opponent	Score	RPI	S	Opponent	Score	RPI	S	Opponent	Score
								107	H	CSUN	71 77
								123	H	Montana	42 69
								142	H	Sacramento St.	64 60
								150	A	Oregon	47 59
								154	A	New Mexico	37 56
								197	H	Pepperdine	63 66
								212	H	Montana St.	79 64
								216	A	Idaho St.	68 69
								224	A	Southern Utah	53 63
								224	H	Southern Utah	73 64
								228	A	Texas-Arlington	62 80
								254	A	UTEP	58 82
								259	A	Weber St.	53 66
								278	H	UC Irvine	66 35
								287	H	Portland St.	94 46
								289	H	Loyola Marymount	82 64
								341	H	UC Santa Barbara	67 49
LAST 12 Division I GAMES:											
224	H	Southern Utah	73 64	287	H	Portland St.	94 46				
212	H	Montana St.	79 64	142	H	Sacramento St.	64 60				
123	H	Montana	42 69	154	A	New Mexico	37 56				
216	A	Idaho St.	68 69	107	H	CSUN	71 77				
259	A	Weber St.	53 66	197	H	Pepperdine	63 66				
224	A	Southern Utah	53 63	150	A	Oregon	47 59				

Non-Div I Games: Western N.M. 54 58 Fort Lewis 61 43

Northern Ariz.

Loss, Non-Conf, S Site, H Home A Away N Neutral

Average RPI Win:	269	WON-LOST	WINNING	LAST 10	STRENGTH OF	OPP. STRENGTH	TEAM	ADJ.	CONF.	ADJ CONF.
Average RPI Loss:	125	RECORD	PCT. RANK	GAMES	SCHEDULE	OF SCHEDULE	RPI	RPI	RPI	RPI
DIV. I ONLY	9- 10	186	4- 6	262	195	214	214	22	22	
DIV. I NON-CONF.	5- 5	158	0- 3	271	183	177	177	22	22	
TOTALS	RPI 1-25	RPI 26-50	W-L RECORDS	RPI 51-100	RPI 101-150	RPI 150+				
9- 10	0- 2	0- 1	OVERALL	0- 1	0- 3	9- 3				
5- 3	0- 0	0- 0	HOME	0- 1	0- 2	5- 0				
4- 7	0- 2	0- 1	AWAY	0- 0	0- 1	4- 3				
0- 0	0- 0	0- 0	NEUTRAL	0- 0	0- 0	0- 0				
5- 5	0- 2	0- 1	NON-CONFERENCE	0- 1	0- 0	5- 1				
2- 1	0- 0	0- 0	HOME	0- 1	0- 0	2- 0				
3- 4	0- 2	0- 1	AWAY	0- 0	0- 0	3- 1				
0- 0	0- 0	0- 0	NEUTRAL	0- 0	0- 0	0- 0				
4- 5	0- 0	0- 0	CONFERENCE	0- 0	0- 3	4- 2				
3- 2	0- 0	0- 0	HOME	0- 0	0- 2	3- 0				
1- 3	0- 0	0- 0	AWAY	0- 0	0- 1	1- 2				
0- 0	0- 0	0- 0	NEUTRAL	0- 0	0- 0	0- 0				

RPI 1-25				RPI 26-50				RPI 51-100				RPI 101+ Team's RPI: 214			
RPI	S	Opponent	Score	RPI	S	Opponent	Score	RPI	S	Opponent	Score	RPI	S	Opponent	Score
19	A	South Fla.	43 84	29	A	Nebraska	56 63	65	H	South Dakota St.	48 71	118	H	North Dakota	58 68
22	A	FGCU	56 69									123	H	Montana	58 64
												142	A	Sacramento St.	71 76
												173	H	Idaho	70 52
												193	H	Eastern Wash.	64 56
												212	H	Montana St.	80 61
												216	A	Idaho St.	61 70
												255	A	SMU	57 44
												257	A	Utah St.	61 65
												259	A	Weber St.	52 59
												286	H	Grand Canyon	66 47
												287	A	Portland St.	68 54
												327	A	Omaha	67 58
												340	A	North Texas	53 48
												347	H	Air Force	76 35
LAST 12 Division I GAMES:															
259	A	Weber St.	52 59	287	A	Portland St.	68 54								
216	A	Idaho St.	61 70	212	H	Montana St.	80 61								
173	H	Idaho	70 52	123	H	Montana	58 64								
193	H	Eastern Wash.	64 56	22	A	FGCU	56 69								
118	H	North Dakota	58 68	19	A	South Fla.	43 84								
142	A	Sacramento St.	71 76	257	A	Utah St.	61 65								

Non-Div I Games: Western St. 85 37

Northern Colo.

■ Loss, 
 ■ Non-Conf, S Site, 
 ■ Home 
 ■ Away 
 N Neutral

Average RPI Win:	261	WON-LOST	WINNING	LAST 10	STRENGTH OF	OPP. STRENGTH	TEAM	ADJ.	CONF.	ADJ CONF.
Average RPI Loss:	166	RECORD	PCT. RANK	GAMES	SCHEDULE	OF SCHEDULE	RPI	RPI	RPI	RPI
DIV. I ONLY	8- 10	201	5- 5	305	251	239	239	15	15	
DIV. I NON-CONF.	4- 6	207	2- 2	341	246	296	296	17	17	
TOTALS	RPI 1-25	RPI 26-50	W-L RECORDS	RPI 51-100	RPI 101-150	RPI 150+				
8- 10	0- 0	0- 1	OVERALL	0- 1	0- 3	8- 5				
5- 1	0- 0	0- 0	HOME	0- 0	0- 0	5- 1				
2- 8	0- 0	0- 1	AWAY	0- 0	0- 3	2- 4				
1- 1	0- 0	0- 0	NEUTRAL	0- 1	0- 0	1- 0				
4- 6	0- 0	0- 0	NON-CONFERENCE	0- 1	0- 2	4- 3				
2- 1	0- 0	0- 0	HOME	0- 0	0- 0	2- 1				
1- 4	0- 0	0- 0	AWAY	0- 0	0- 2	1- 2				
1- 1	0- 0	0- 0	NEUTRAL	0- 1	0- 0	1- 0				
4- 4	0- 0	0- 1	CONFERENCE	0- 0	0- 1	4- 2				
3- 0	0- 0	0- 0	HOME	0- 0	0- 0	3- 0				
1- 4	0- 0	0- 1	AWAY	0- 0	0- 1	1- 2				
0- 0	0- 0	0- 0	NEUTRAL	0- 0	0- 0	0- 0				

RPI S	Opponent	Score	RPI S	Opponent	Score	RPI S	Opponent	Score	RPI S	Opponent	Score	Team's RPI: 239
			50 A	Ohio	40 67	65 N	South Dakota St.	42 55	108 A	UNI	42 51	
									113 A	Missouri	44 47	
									119 A	Central Mich.	43 56	
									159 A	Buffalo	43 47	
									169 A	Ball St.	65 62	
									179 H	Eastern Mich.	54 48	
									182 H	SIUE	69 47	
									192 A	Ill.-Chicago	47 61	
									271 H	Valparaiso	50 65	
									284 A	Bowling Green	59 65	
									284 H	Bowling Green	67 50	
									293 H	Kent St.	66 49	
									299 A	Eastern Ill.	46 55	
									315 H	Illinois St.	55 51	
									320 A	Bradley	67 54	
									348 N	Delaware St.	79 59	
LAST 12 Division I GAMES:												
			169 A	Ball St.	65 62		119 A	Central Mich.	43 56			
			284 H	Bowling Green	67 50		179 H	Eastern Mich.	54 48			
			159 A	Buffalo	43 47		320 A	Bradley	67 54			
			50 A	Ohio	40 67		108 A	UNI	42 51			
			293 H	Kent St.	66 49		182 H	SIUE	69 47			
			284 A	Bowling Green	59 65		113 A	Missouri	44 47			

Non-Div I Games:

Northern Ill.

Average RPI Win:	252	WON-LOST	WINNING	LAST 10	STRENGTH OF	OPP. STRENGTH	TEAM	ADJ.	CONF.	ADJ CONF.
Average RPI Loss:	140	RECORD	PCT. RANK	GAMES	SCHEDULE	OF SCHEDULE	RPI	RPI	RPI	RPI
DIV. I ONLY	12- 9	128	5- 4	260	221	181	181	11	11	
DIV. I NON-CONF.	8- 6	136	3- 1	325	259	226	226	13	13	
TOTALS	RPI 1-25	RPI 26-50	W-L RECORDS	RPI 51-100	RPI 101-150	RPI 150+				
12- 9	0- 2	1- 1	OVERALL	0- 1	0- 2	11- 3				
4- 4	0- 1	1- 1	HOME	0- 0	0- 1	3- 1				
4- 5	0- 1	0- 0	AWAY	0- 1	0- 1	4- 2				
4- 0	0- 0	0- 0	NEUTRAL	0- 0	0- 0	4- 0				
8- 6	0- 1	0- 1	NON-CONFERENCE	0- 1	0- 1	8- 2				
2- 3	0- 0	0- 1	HOME	0- 0	0- 1	2- 1				
2- 3	0- 1	0- 0	AWAY	0- 1	0- 0	2- 1				
4- 0	0- 0	0- 0	NEUTRAL	0- 0	0- 0	4- 0				
4- 3	0- 1	1- 0	CONFERENCE	0- 0	0- 1	3- 1				
2- 1	0- 1	1- 0	HOME	0- 0	0- 0	1- 0				
2- 2	0- 0	0- 0	AWAY	0- 0	0- 1	2- 1				
0- 0	0- 0	0- 0	NEUTRAL	0- 0	0- 0	0- 0				

RPI 1-25				RPI 26-50				RPI 51-100				RPI 101+ Team's RPI: 181			
RPI	S	Opponent	Score	RPI	S	Opponent	Score	RPI	S	Opponent	Score	RPI	S	Opponent	Score
11	A	Kentucky	64 82	47	H	Stetson	68 62	78	A	Akron	49 82	109	H	Wright St.	60 72
22	H	FGCU	46 67	50	H	Ohio	38 77					140	A	Kennesaw St.	58 66
												187	N	Delaware	63 58
												223	H	USC Upstate	77 74
												232	A	North Florida	79 81
												248	A	Lipscomb	81 70
												251	H	IUPUI	57 43
												260	A	Jacksonville	70 59
												277	H	Cincinnati	66 52
												281	A	Marquette	77 68
												286	N	Grand Canyon	52 45
												303	N	UNC Greensboro	66 58
												307	A	IPFW	59 65
												310	H	Loyola Chicago	38 45
												315	A	Illinois St.	59 48
												348	N	Delaware St.	76 55
LAST 12 Division I GAMES:															
22	H	FGCU	46 67	248	A	Lipscomb	81 70								
47	H	Stetson	68 62	109	H	Wright St.	60 72								
260	A	Jacksonville	70 59	251	H	IUPUI	57 43								
232	A	North Florida	79 81	187	N	Delaware	63 58								
223	H	USC Upstate	77 74	277	H	Cincinnati	66 52								
140	A	Kennesaw St.	58 66	281	A	Marquette	77 68								

Non-Div I Games: Georgetown (KY) 78 57

Northern Ky.

■ Loss, 
 ■ Non-Conf, S Site, 
 ■ Home 
 ■ Away 
 N Neutral

## Northwestern

Through Games Of Feb. 1, 2015

Average RPI Win:	169	WON-LOST	WINNING	LAST 10	STRENGTH OF	OPP. STRENGTH	TEAM	ADJ.	CONF.	ADJ CONF.
Average RPI Loss:	50	RECORD	PCT. RANK	GAMES	SCHEDULE	OF SCHEDULE	RPI	RPI	RPI	RPI
DIV. I ONLY	15- 6	57	5- 5	97	32	51	51	4	4	
DIV. I NON-CONF.	10- 1	16	1- 1	207	184	42	42	1	1	
TOTALS	RPI 1-25	RPI 26-50	W-L RECORDS	RPI 51-100	RPI 101-150	RPI 150+				
15- 6	0- 3	2- 2	OVERALL	5- 0	1- 0	7- 1				
8- 2	0- 1	2- 1	HOME	2- 0	1- 0	3- 0				
6- 4	0- 2	0- 1	AWAY	3- 0	0- 0	3- 1				
1- 0	0- 0	0- 0	NEUTRAL	0- 0	0- 0	1- 0				
10- 1	0- 1	1- 0	NON-CONFERENCE	2- 0	0- 0	7- 0				
5- 0	0- 0	1- 0	HOME	1- 0	0- 0	3- 0				
4- 1	0- 1	0- 0	AWAY	1- 0	0- 0	3- 0				
1- 0	0- 0	0- 0	NEUTRAL	0- 0	0- 0	1- 0				
5- 5	0- 2	1- 2	CONFERENCE	3- 0	1- 0	0- 1				
3- 2	0- 1	1- 1	HOME	1- 0	1- 0	0- 0				
2- 3	0- 1	0- 1	AWAY	2- 0	0- 0	0- 1				
0- 0	0- 0	0- 0	NEUTRAL	0- 0	0- 0	0- 0				

RPI 1-25				RPI 26-50				RPI 51-100 Team's RPI: 51				RPI 101+			
RPI	S	Opponent	Score	RPI	S	Opponent	Score	RPI	S	Opponent	Score	RPI	S	Opponent	Score
5	A	Iowa	70 83	33	H	Minnesota	70 49	81	A	DePaul	97 91	129	H	Wisconsin	68 46
5	H	Iowa	99 102	37	A	Ohio St.	64 73	86	H	Hampton	62 36	186	A	Virginia Tech	70 45
10	A	Arizona St.	75 88	41	H	Michigan	66 73	94	A	Michigan St.	61 57	192	H	Ill.-Chicago	61 40
				42	H	Gonzaga	62 43	94	H	Michigan St.	77 70	199	A	Penn St.	75 76
								95	A	Illinois	68 67	264	A	UNLV	88 84
												293	H	Kent St.	72 54
												299	N	Eastern Ill.	92 44
												310	H	Loyola Chicago	70 33
												344	A	Chicago St.	102 48
LAST 12 Division I GAMES:															
33	H	Minnesota	70 49	94	H	Michigan St.	77 70								
5	H	Iowa	99 102	37	A	Ohio St.	64 73								
199	A	Penn St.	75 76	129	H	Wisconsin	68 46								
95	A	Illinois	68 67	94	A	Michigan St.	61 57								
41	H	Michigan	66 73	10	A	Arizona St.	75 88								
5	A	Iowa	70 83	299	N	Eastern Ill.	92 44								

Non-Div I Games:

Northwestern

■ Loss, 
 ■ Non-Conf, S Site, 
 ■ Home 
 ■ Away 
 N Neutral

Average RPI Win:	252	WON-LOST	WINNING	LAST 10	STRENGTH OF	OPP. STRENGTH	TEAM	ADJ.	CONF.	ADJ CONF.
Average RPI Loss:	171	RECORD	PCT. RANK	GAMES	SCHEDULE	OF SCHEDULE	RPI	RPI	RPI	RPI
DIV. I ONLY	8- 9	193	7- 3	264	257	208	208	28	28	
DIV. I NON-CONF.	1- 6	316	0- 2	121	48	266	266	27	27	
TOTALS	RPI 1-25	RPI 26-50	W-L RECORDS	RPI 51-100	RPI 101-150	RPI 150+				
8- 9	0- 1	0- 1	OVERALL	0- 2	1- 0	7- 5				
5- 1	0- 0	0- 0	HOME	0- 0	1- 0	4- 1				
3- 8	0- 1	0- 1	AWAY	0- 2	0- 0	3- 4				
0- 0	0- 0	0- 0	NEUTRAL	0- 0	0- 0	0- 0				
1- 6	0- 1	0- 1	NON-CONFERENCE	0- 2	1- 0	0- 2				
1- 0	0- 0	0- 0	HOME	0- 0	1- 0	0- 0				
0- 6	0- 1	0- 1	AWAY	0- 2	0- 0	0- 2				
0- 0	0- 0	0- 0	NEUTRAL	0- 0	0- 0	0- 0				
7- 3	0- 0	0- 0	CONFERENCE	0- 0	0- 0	7- 3				
4- 1	0- 0	0- 0	HOME	0- 0	0- 0	4- 1				
3- 2	0- 0	0- 0	AWAY	0- 0	0- 0	3- 2				
0- 0	0- 0	0- 0	NEUTRAL	0- 0	0- 0	0- 0				

RPI 1-25				RPI 26-50				RPI 51-100				RPI 101+ Team's RPI: 208			
RPI	S	Opponent	Score	RPI	S	Opponent	Score	RPI	S	Opponent	Score	RPI	S	Opponent	Score
21	A	Texas	34 74	28	A	Texas A&M	42 75	52	A	Arkansas	30 78	103	H	Louisiana Tech	69 57
								82	A	Oklahoma St.	44 89	209	H	McNeese St.	75 54
												218	H	Lamar	72 82
												240	H	Nicholls St.	74 71
												266	A	Central Ark.	46 63
												268	H	Abilene Christian	61 56
												275	A	A&M-Corpus Christi	66 59
												282	A	Sam Houston St.	66 57
												283	A	Southeastern La.	52 58
												292	A	Jackson St.	61 62
												296	A	Grambling	41 44
												306	A	Houston Baptist	78 68
												329	H	Incarinate Word	73 51
LAST 12 Division I GAMES:															
283	A	Southeastern La.	52 58	329	H	Incarinate Word	73 51								
266	A	Central Ark.	46 63	268	H	Abilene Christian	61 56								
209	H	McNeese St.	75 54	282	A	Sam Houston St.	66 57								
240	H	Nicholls St.	74 71	306	A	Houston Baptist	78 68								
218	H	Lamar	72 82	82	A	Oklahoma St.	44 89								
275	A	A&M-Corpus Christi	66 59	292	A	Jackson St.	61 62								

Non-Div I Games: Central Baptist 71 43 LSU-Alexandria 86 58 LeTourneau 78 35 Ark.-Monticello 61 56 Northwestern St.

Loss, Non-Conf, S Site, H Home A Away N Neutral

RPI 1-25				Team's RPI: 2		RPI 26-50				RPI 51-100				RPI 101+			
RPI	S	Opponent	Score	RPI	S	Opponent	Score	RPI	S	Opponent	Score	RPI	S	Opponent	Score		
1	H	Tennessee	88 77	26	H	Chattanooga	88 53	57	A	Miami (FL)	63 78	104	H	Boston College	104 58		
4	H	Maryland	92 72	34	A	Syracuse	85 74	68	N	Kansas	89 47	112	H	Saint Joseph's	64 50		
6	H	UConn	58 76	36	H	Quinnipiac	112 52	75	H	Georgia Tech	89 76	138	A	Clemson	74 36		
14	H	Florida St.	74 68	41	H	Michigan	70 50	81	A	DePaul	94 93	139	H	Harvard	97 43		
17	A	North Carolina	89 79					84	A	UCLA	82 67	163	H	Wake Forest	92 63		
								94	A	Michigan St.	71 63	186	A	Virginia Tech	74 50		
												195	H	Holy Cross	104 29		
												258	H	UMass Lowell	105 51		
LAST 12 Division I GAMES:																	
				163	H	Wake Forest	92 63	104	H	Boston College	104 58						
				186	A	Virginia Tech	74 50	57	A	Miami (FL)	63 78						
				138	A	Clemson	74 36	34	A	Syracuse	85 74						
				75	H	Georgia Tech	89 76	14	H	Florida St.	74 68						
				1	H	Tennessee	88 77	84	A	UCLA	82 67						
				17	A	North Carolina	89 79	112	H	Saint Joseph's	64 50						

### Non-Div I Games:



Average RPI Win: <b>261</b>	WON-LOST	WINNING	LAST 10	STRENGTH OF	OPP. STRENGTH	TEAM	ADJ.	CONF.	ADJ CONF.
Average RPI Loss: <b>148</b>	RECORD	PCT. RANK	GAMES	SCHEDULE	OF SCHEDULE	RPI	RPI	RPI	RPI
DIV. I ONLY	7- 11	239	4- 6	268	193	249	249	12	12
DIV. I NON-CONF.	4- 7	219	2- 3	306	202	255	255	12	12
TOTALS	RPI 1-25	RPI 26-50	W-L RECORDS	RPI 51-100	RPI 101-150	RPI 150+			
7- 11	0- 0	0- 0	OVERALL	1- 2	0- 5	6- 4			
4- 4	0- 0	0- 0	HOME	1- 0	0- 3	3- 1			
3- 7	0- 0	0- 0	AWAY	0- 2	0- 2	3- 3			
0- 0	0- 0	0- 0	NEUTRAL	0- 0	0- 0	0- 0			
4- 7	0- 0	0- 0	NON-CONFERENCE	0- 2	0- 3	4- 2			
2- 1	0- 0	0- 0	HOME	0- 0	0- 1	2- 0			
2- 6	0- 0	0- 0	AWAY	0- 2	0- 2	2- 2			
0- 0	0- 0	0- 0	NEUTRAL	0- 0	0- 0	0- 0			
3- 4	0- 0	0- 0	CONFERENCE	1- 0	0- 2	2- 2			
2- 3	0- 0	0- 0	HOME	1- 0	0- 2	1- 1			
1- 1	0- 0	0- 0	AWAY	0- 0	0- 0	1- 1			
0- 0	0- 0	0- 0	NEUTRAL	0- 0	0- 0	0- 0			

RPI S	Opponent	Score	RPI S	Opponent	Score	RPI S	Opponent	Score	RPI S	Opponent	Score	Team's RPI: 249
						55	H Youngstown St.	85 82	109	H Wright St.	89 <b>108</b>	
						57	A Miami (FL)	53 <b>66</b>	119	A Central Mich.	69 <b>74</b>	
						94	A Michigan St.	64 <b>79</b>	134	H Cleveland St.	64 <b>72</b>	
									136	A Dartmouth	54 <b>59</b>	
									143	H Indiana	61 <b>88</b>	
									169	A Ball St.	50 <b>75</b>	
									192	H Ill.-Chicago	60 <b>75</b>	
									227	A Detroit	62 <b>73</b>	
									243	A UCF	65 <b>98</b>	
									271	A Valparaiso	71 54	
									272	H Milwaukee	89 56	
									275	A A&M-Corpus Christi	61 54	
									302	H Miami (OH)	65 51	
									307	A IPFW	92 84	
									344	H Chicago St.	66 40	
LAST 12 Division I GAMES:												
134	H	Cleveland St.	64	<b>72</b>	272	H	Milwaukee	89	56			
109	H	Wright St.	89	<b>108</b>	136	A	Dartmouth	54	<b>59</b>			
55	H	Youngstown St.	85	82	119	A	Central Mich.	69	<b>74</b>			
227	A	Detroit	62	<b>73</b>	307	A	IPFW	92	84			
192	H	Ill.-Chicago	60	<b>75</b>	143	H	Indiana	61	<b>88</b>			
271	A	Valparaiso	71	54	275	A	A&M-Corpus Christi	61	54			

Non-Div I Games: Concordia (MI) 109 62 Rochester College 96 38

Oakland

Average RPI Win: 190		WON-LOST	WINNING	LAST 10	STRENGTH OF	OPP. STRENGTH	TEAM	ADJ.	CONF.	ADJ CONF.
Average RPI Loss: 56		RECORD	PCT. RANK	GAMES	SCHEDULE	OF SCHEDULE	RPI	RPI	RPI	RPI
DIV. I ONLY		17- 3	19	9- 1	134	173	50	50	15	15
DIV. I NON-CONF.		9- 2	35	3- 0	266	191	118	118	17	17
TOTALS	RPI 1-25		RPI 26-50		W-L RECORDS		RPI 51-100		RPI 101-150	RPI 150+
17- 3	0- 1		0- 0		OVERALL		1- 2		4- 0	12- 0
9- 2	0- 1		0- 0		HOME		1- 1		3- 0	5- 0
6- 1	0- 0		0- 0		AWAY		0- 1		1- 0	5- 0
2- 0	0- 0		0- 0		NEUTRAL		0- 0		0- 0	2- 0
9- 2	0- 1		0- 0		NON-CONFERENCE		0- 1		1- 0	8- 0
5- 2	0- 1		0- 0		HOME		0- 1		1- 0	4- 0
2- 0	0- 0		0- 0		AWAY		0- 0		0- 0	2- 0
2- 0	0- 0		0- 0		NEUTRAL		0- 0		0- 0	2- 0
8- 1	0- 0		0- 0		CONFERENCE		1- 1		3- 0	4- 0
4- 0	0- 0		0- 0		HOME		1- 0		2- 0	1- 0
4- 1	0- 0		0- 0		AWAY		0- 1		1- 0	3- 0
0- 0	0- 0		0- 0		NEUTRAL		0- 0		0- 0	0- 0

RPI 1-25				RPI 26-50				Team's RPI: 50				RPI 51-100				RPI 101+			
RPI	S	Opponent	Score	RPI	S	Opponent	Score	RPI	S	Opponent	Score	RPI	S	Opponent	Score	RPI	S	Opponent	Score
25	H	James Madison	62 69									60	H	East Carolina	68 76	114	H	Toledo	65 58
												78	H	Akron	72 60	119	A	Central Mich.	74 66
												83	A	Western Mich.	51 61	119	H	Central Mich.	71 51
																134	H	Cleveland St.	71 64
																159	A	Buffalo	61 50
																169	A	Ball St.	60 53
																175	N	La Salle	74 63
																178	N	Massachusetts	59 52
																179	A	Eastern Mich.	82 59
																181	A	Northern Ky.	77 38
																210	H	Morehead St.	87 67
																227	H	Detroit	60 57
																239	H	Northern Ill.	67 40
																304	H	Manhattan	82 58
																316	H	Wofford	84 37
																333	A	Murray St.	111 60
LAST 12 Division I GAMES:																			
				119	A	Central Mich.	74 66					114	H	Toledo	65 58				
				78	H	Akron	72 60					83	A	Western Mich.	51 61				
				169	A	Ball St.	60 53					159	A	Buffalo	61 50				
				239	H	Northern Ill.	67 40					134	H	Cleveland St.	71 64				
				119	H	Central Mich.	71 51					178	N	Massachusetts	59 52				
				179	A	Eastern Mich.	82 59					175	N	La Salle	74 63				

Non-Div I Games:

Ohio

Loss, Non-Conf, S Site, H Home A Away N Neutral

Average RPI Win:	118	WON-LOST	WINNING	LAST 10	STRENGTH OF	OPP. STRENGTH	TEAM	ADJ.	CONF.	ADJ CONF.
Average RPI Loss:	42	RECORD	PCT. RANK	GAMES	SCHEDULE	OF SCHEDULE	RPI	RPI	RPI	RPI
DIV. I ONLY	14- 7	74	7- 3	10	33	37	37	4	4	
DIV. I NON-CONF.	8- 4	92	3- 0	11	63	52	52	1	1	
TOTALS	RPI 1-25	RPI 26-50	W-L RECORDS	RPI 51-100	RPI 101-150	RPI 150+				
14- 7	1- 1	1- 4	OVERALL	5- 2	4- 0	3- 0				
9- 3	0- 0	1- 3	HOME	4- 0	1- 0	3- 0				
3- 3	0- 1	0- 1	AWAY	1- 1	2- 0	0- 0				
2- 1	1- 0	0- 0	NEUTRAL	0- 1	1- 0	0- 0				
8- 4	1- 0	0- 2	NON-CONFERENCE	3- 2	2- 0	2- 0				
6- 2	0- 0	0- 2	HOME	3- 0	1- 0	2- 0				
0- 1	0- 0	0- 0	AWAY	0- 1	0- 0	0- 0				
2- 1	1- 0	0- 0	NEUTRAL	0- 1	1- 0	0- 0				
6- 3	0- 1	1- 2	CONFERENCE	2- 0	2- 0	1- 0				
3- 1	0- 0	1- 1	HOME	1- 0	0- 0	1- 0				
3- 2	0- 1	0- 1	AWAY	1- 0	2- 0	0- 0				
0- 0	0- 0	0- 0	NEUTRAL	0- 0	0- 0	0- 0				

RPI 1-25				RPI 26-50				Team's RPI: 37	RPI 51-100				RPI 101+			
RPI	S	Opponent	Score	RPI	S	Opponent	Score		RPI	S	Opponent	Score	RPI	S	Opponent	Score
4	A	Maryland	78 87	31	H	Georgia	59 67		51	H	Northwestern	73 64	115	H	VCU	96 86
22	N	FGCU	90 83	33	H	Minnesota	72 76		53	N	Wichita St.	55 70	129	A	Wisconsin	85 73
				39	H	Pittsburgh	74 78		54	A	Purdue	79 71	138	N	Clemson	86 77
				41	A	Michigan	94 100		59	H	Arkansas St.	67 52	143	A	Indiana	103 49
				49	H	Rutgers	85 68		61	H	West Virginia	96 54	199	H	Penn St.	69 60
									83	H	Western Mich.	83 46	225	H	Winthrop	66 52
									93	A	Virginia	82 87	321	H	Saint Francis (PA)	113 97
LAST 12 Division I GAMES:																
129	A	Wisconsin	85 73	51	H	Northwestern	73 64		49	H	Rutgers	85 68	4	A	Maryland	78 87
54	A	Purdue	79 71	61	H	West Virginia	96 54		83	H	Western Mich.	83 46	59	H	Arkansas St.	67 52
199	H	Penn St.	69 60													
33	H	Minnesota	72 76													
41	A	Michigan	94 100													
143	A	Indiana	103 49													

Non-Div I Games:

Ohio St.

Average RPI Win: 126		WON-LOST	WINNING	LAST 10	STRENGTH OF	OPP. STRENGTH	TEAM	ADJ.	CONF.	ADJ CONF.
Average RPI Loss: 32		RECORD	PCT. RANK	GAMES	SCHEDULE	OF SCHEDULE	RPI	RPI	RPI	RPI
DIV. I ONLY		13- 7	83	8- 2	13	10	27	27	1	1
DIV. I NON-CONF.		6- 5	145	1- 2	51	14	69	69	2	2
TOTALS		RPI 1-25	RPI 26-50	W-L RECORDS		RPI 51-100	RPI 101-150	RPI 150+		
13- 7	2- 4		0- 1	OVERALL		5- 2	3- 0	3- 0		
8- 0	2- 0		0- 0	HOME		2- 0	2- 0	2- 0		
4- 5	0- 2		0- 1	AWAY		2- 2	1- 0	1- 0		
1- 2	0- 2		0- 0	NEUTRAL		1- 0	0- 0	0- 0		
6- 5	1- 3		0- 1	NON-CONFERENCE		1- 1	1- 0	3- 0		
4- 0	1- 0		0- 0	HOME		0- 0	1- 0	2- 0		
1- 3	0- 1		0- 1	AWAY		0- 1	0- 0	1- 0		
1- 2	0- 2		0- 0	NEUTRAL		1- 0	0- 0	0- 0		
7- 2	1- 1		0- 0	CONFERENCE		4- 1	2- 0	0- 0		
4- 0	1- 0		0- 0	HOME		2- 0	1- 0	0- 0		
3- 2	0- 1		0- 0	AWAY		2- 1	1- 0	0- 0		
0- 0	0- 0		0- 0	NEUTRAL		0- 0	0- 0	0- 0		

RPI 1-25				RPI 26-50				Team's RPI: 27	RPI 51-100				RPI 101+			
RPI	S	Opponent	Score	RPI	S	Opponent	Score		RPI	S	Opponent	Score	RPI	S	Opponent	Score
11	N	Kentucky	88 92	45	A	UALR	62 66		52	A	Arkansas	64 71	111	A	Texas Tech	75 58
15	A	Duke	72 92						61	A	West Virginia	69 78	111	H	Texas Tech	70 64
19	N	South Fla.	68 83						61	H	West Virginia	71 60	116	H	Yale	71 54
20	H	Washington	90 80						68	A	Kansas	69 57	218	H	Lamar	100 73
21	A	Texas	81 84						72	A	TCU	97 81	320	H	Bradley	104 55
21	H	Texas	70 59						82	H	Oklahoma St.	73 54	340	A	North Texas	68 39
									95	N	Illinois	78 76				
LAST 12 Division I GAMES:																
61	A	West Virginia	69 78	111	A	Texas Tech	75 58									
21	A	Texas	81 84	68	A	Kansas	69 57									
111	H	Texas Tech	70 64	61	H	West Virginia	71 60									
82	H	Oklahoma St.	73 54	116	H	Yale	71 54									
72	A	TCU	97 81	52	A	Arkansas	64 71									
21	H	Texas	70 59	15	A	Duke	72 92									

Non-Div I Games:

Oklahoma

■ Loss, 
■ Non-Conf, S Site, 
■ Home 
■ Away 
N Neutral

Average RPI Win:	198	WON-LOST	WINNING	LAST 10	STRENGTH OF	OPP. STRENGTH	TEAM	ADJ.	CONF.	ADJ CONF.
Average RPI Loss:	45	RECORD	PCT. RANK	GAMES	SCHEDULE	OF SCHEDULE	RPI	RPI	RPI	RPI
DIV. I ONLY	13- 7	83	4- 6	110	61	82	82	1	1	
DIV. I NON-CONF.	10- 1	16	3- 0	319	236	79	79	2	2	
TOTALS	RPI 1-25	RPI 26-50	W-L RECORDS	RPI 51-100	RPI 101-150	RPI 150+				
13- 7	0- 2	1- 1	OVERALL	2- 4	1- 0	9- 0				
10- 2	0- 0	0- 0	HOME	1- 2	1- 0	8- 0				
3- 5	0- 2	1- 1	AWAY	1- 2	0- 0	1- 0				
0- 0	0- 0	0- 0	NEUTRAL	0- 0	0- 0	0- 0				
10- 1	0- 1	0- 0	NON-CONFERENCE	1- 0	0- 0	9- 0				
8- 0	0- 0	0- 0	HOME	0- 0	0- 0	8- 0				
2- 1	0- 1	0- 0	AWAY	1- 0	0- 0	1- 0				
0- 0	0- 0	0- 0	NEUTRAL	0- 0	0- 0	0- 0				
3- 6	0- 1	1- 1	CONFERENCE	1- 4	1- 0	0- 0				
2- 2	0- 0	0- 0	HOME	1- 2	1- 0	0- 0				
1- 4	0- 1	1- 1	AWAY	0- 2	0- 0	0- 0				
0- 0	0- 0	0- 0	NEUTRAL	0- 0	0- 0	0- 0				

RPI 1-25				RPI 26-50				RPI 51-100				Team's RPI: 82	RPI 101+			
RPI	S	Opponent	Score	RPI	S	Opponent	Score	RPI	S	Opponent	Score		RPI	S	Opponent	Score
3	A	Baylor	45 61	27	A	Oklahoma	54 73	61	H	West Virginia	49 61		111	H	Texas Tech	66 35
17	A	North Carolina	77 79	40	A	Iowa St.	63 62	62	A	Kansas St.	51 52		157	H	Texas St.	64 37
								62	H	Kansas St.	69 47		185	H	Missouri St.	77 36
								72	A	TCU	66 70		208	H	Northwestern St.	89 44
								72	H	TCU	62 71		221	H	Texas Southern	77 58
								76	A	Southern California	66 62		259	A	Weber St.	55 49
													280	H	Morgan St.	73 43
													289	H	Loyola Marymount	76 65
													337	H	Ark.-Pine Bluff	90 45
													345	H	New Orleans	84 33
LAST 12 Division I GAMES:																
40	A	Iowa St.	63 62	72	A	TCU	66 70									
62	A	Kansas St.	51 52					111	H	Texas Tech	66 35					
72	H	TCU	62 71					3	A	Baylor	45 61					
27	A	Oklahoma	54 73					208	H	Northwestern St.	89 44					
61	H	West Virginia	49 61					76	A	Southern California	66 62					
62	H	Kansas St.	69 47					259	A	Weber St.	55 49					

Non-Div I Games:

Oklahoma St.

■ Loss, 
■ Non-Conf, 
■ S Site, 
■ H Home 
■ A Away 
N Neutral

Average RPI Win:	236	WON-LOST	WINNING	LAST 10	STRENGTH OF	OPP. STRENGTH	TEAM	ADJ.	CONF.	ADJ CONF.
Average RPI Loss:	77	RECORD	PCT. RANK	GAMES	SCHEDULE	OF SCHEDULE	RPI	RPI	RPI	RPI
DIV. I ONLY	13- 7	83	6- 4	167	147	125	125	17	17	
DIV. I NON-CONF.	7- 4	107	2- 1	152	112	120	120	18	18	
TOTALS	RPI 1-25	RPI 26-50	W-L RECORDS	RPI 51-100	RPI 101-150	RPI 150+				
13- 7	0- 3	0- 2	OVERALL	0- 0	1- 1	12- 1				
6- 5	0- 1	0- 2	HOME	0- 0	1- 1	5- 1				
5- 2	0- 2	0- 0	AWAY	0- 0	0- 0	5- 0				
2- 0	0- 0	0- 0	NEUTRAL	0- 0	0- 0	2- 0				
7- 4	0- 3	0- 0	NON-CONFERENCE	0- 0	1- 0	6- 1				
4- 2	0- 1	0- 0	HOME	0- 0	1- 0	3- 1				
1- 2	0- 2	0- 0	AWAY	0- 0	0- 0	1- 0				
2- 0	0- 0	0- 0	NEUTRAL	0- 0	0- 0	2- 0				
6- 3	0- 0	0- 2	CONFERENCE	0- 0	0- 1	6- 0				
2- 3	0- 0	0- 2	HOME	0- 0	0- 1	2- 0				
4- 0	0- 0	0- 0	AWAY	0- 0	0- 0	4- 0				
0- 0	0- 0	0- 0	NEUTRAL	0- 0	0- 0	0- 0				

RPI 1-25				RPI 26-50				RPI 51-100				RPI 101+ Team's RPI: 125			
RPI	S	Opponent	Score	RPI	S	Opponent	Score	RPI	S	Opponent	Score	RPI	S	Opponent	Score
8	A	Louisville	46 100	38	H	Western Ky.	60 76					115	H	VCU	66 44
15	H	Duke	66 82	46	H	Middle Tenn.	48 65					124	H	Marshall	37 69
23	A	California	59 79									162	H	William & Mary	65 58
												184	A	Fla. Atlantic	72 44
												186	A	Virginia Tech	69 62
												192	N	Ill.-Chicago	61 55
												201	H	Charlotte	66 57
												226	H	UAB	58 46
												237	H	Presbyterian	41 26
												262	A	Rice	62 55
												285	H	Rider	56 59
												302	N	Miami (OH)	69 63
												322	A	FIU	80 67
												339	H	Howard	75 54
												340	A	North Texas	54 44
LAST 12 Division I GAMES:															
184	A	Fla. Atlantic	72 44	38	H	Western Ky.	60 76								
322	A	FIU	80 67	124	H	Marshall	37 69								
226	H	UAB	58 46	201	H	Charlotte	66 57								
46	H	Middle Tenn.	48 65	23	A	California	59 79								
340	A	North Texas	54 44	192	N	Ill.-Chicago	61 55								
262	A	Rice	62 55	302	N	Miami (OH)	69 63								

Non-Div I Games:

Old Dominion

■ Loss, 
■ Non-Conf, 
■ S Site, 
■ H Home 
■ A Away 
N Neutral

Average RPI Win:	223	WON-LOST	WINNING	LAST 10	STRENGTH OF	OPP. STRENGTH	TEAM	ADJ.	CONF.	ADJ CONF.
Average RPI Loss:	31	RECORD	PCT. RANK	GAMES	SCHEDULE	OF SCHEDULE	RPI	RPI	RPI	RPI
DIV. I ONLY	14- 8	91	5- 5	82	83	98	98	3	3	
DIV. I NON-CONF.	10- 3	52	3- 0	299	231	158	158	5	5	
TOTALS	RPI 1-25	RPI 26-50	W-L RECORDS	RPI 51-100	RPI 101-150	RPI 150+				
14- 8	0- 3	1- 4	OVERALL	1- 1	1- 0	11- 0				
11- 4	0- 2	1- 2	HOME	1- 0	1- 0	8- 0				
2- 4	0- 1	0- 2	AWAY	0- 1	0- 0	2- 0				
1- 0	0- 0	0- 0	NEUTRAL	0- 0	0- 0	1- 0				
10- 3	0- 1	0- 2	NON-CONFERENCE	0- 0	1- 0	9- 0				
8- 2	0- 1	0- 1	HOME	0- 0	1- 0	7- 0				
1- 1	0- 0	0- 1	AWAY	0- 0	0- 0	1- 0				
1- 0	0- 0	0- 0	NEUTRAL	0- 0	0- 0	1- 0				
4- 5	0- 2	1- 2	CONFERENCE	1- 1	0- 0	2- 0				
3- 2	0- 1	1- 1	HOME	1- 0	0- 0	1- 0				
1- 3	0- 1	0- 1	AWAY	0- 1	0- 0	1- 0				
0- 0	0- 0	0- 0	NEUTRAL	0- 0	0- 0	0- 0				

RPI 1-25				RPI 26-50				RPI 51-100				RPI 101+			
RPI	S	Opponent	Score	RPI	S	Opponent	Score	RPI	S	Opponent	Score	RPI	S	Opponent	Score
3	H	Baylor	54 96	28	A	Texas A&M	49 58	52	H	Arkansas	71 57	117	H	Southern Miss.	68 66
7	H	South Carolina	59 77	31	H	Georgia	55 52	79	A	LSU	41 70	153	H	Alabama	77 63
11	A	Kentucky	58 64	35	H	Mississippi St.	62 64					166	A	Florida	64 57
				38	A	Western Ky.	69 98					222	N	Utah	52 38
				46	H	Middle Tenn.	65 71					241	A	Nevada	77 66
												267	H	Southern U.	91 68
												283	H	Southeastern La.	79 71
												296	H	Grambling	92 67
												297	H	Southeast Mo. St.	58 57
												311	H	South Ala.	88 48
												342	H	Alabama A&M	71 47
												346	H	Mississippi Val.	91 38
LAST 12 Division I GAMES:															
				7	H	South Carolina	59 77	166	A	Florida	64 57				
				79	A	LSU	41 70	11	A	Kentucky	58 64				
				35	H	Mississippi St.	62 64	52	H	Arkansas	71 57				
				28	A	Texas A&M	49 58	283	H	Southeastern La.	79 71				
				31	H	Georgia	55 52	342	H	Alabama A&M	71 47				
				153	H	Alabama	77 63	117	H	Southern Miss.	68 66				

Non-Div I Games:

Ole Miss

■ Loss, 
 ■ Non-Conf, S Site, 
 ■ Home 
 ■ Away 
 N Neutral

O  
m  
a  
h  
a

O  
m  
a  
h  
a

Non-Div I Games:	Peru St.	68	54	Graceland (IA)	89	54
------------------	----------	----	----	----------------	----	----

Page 216



Oral Roberts

Through Games Of Feb. 1, 2015

Average RPI Win:	208	WON-LOST	WINNING	LAST 10	STRENGTH OF	OPP. STRENGTH	TEAM	ADJ.	CONF.	ADJ CONF.
Average RPI Loss:	145	RECORD	PCT. RANK	GAMES	SCHEDULE	OF SCHEDULE	RPI	RPI	RPI	RPI
DIV. I ONLY	8- 12	228	4- 5	99	179	188	188	25	25	
DIV. I NON-CONF.	4- 7	219	0- 2	79	67	165	165	25	25	
TOTALS	RPI 1-25	RPI 26-50	W-L RECORDS	RPI 51-100	RPI 101-150	RPI 150+				
8- 12	0- 2	0- 1	OVERALL	1- 3	0- 1	7- 5				
7- 1	0- 0	0- 0	HOME	1- 0	0- 0	6- 1				
0- 10	0- 0	0- 0	AWAY	0- 0	0- 0	0- 0				
1- 1	0- 0	0- 0	NEUTRAL	0- 0	0- 0	1- 1				
4- 7	0- 2	0- 1	NON-CONFERENCE	0- 1	0- 1	4- 2				
3- 1	0- 0	0- 0	HOME	0- 0	0- 0	3- 1				
0- 5	0- 2	0- 1	AWAY	0- 1	0- 1	0- 0				
1- 1	0- 0	0- 0	NEUTRAL	0- 0	0- 0	1- 1				
4- 5	0- 0	0- 0	CONFERENCE	1- 2	0- 0	3- 3				
4- 0	0- 0	0- 0	HOME	1- 0	0- 0	3- 0				
0- 5	0- 0	0- 0	AWAY	0- 2	0- 0	0- 3				
0- 0	0- 0	0- 0	NEUTRAL	0- 0	0- 0	0- 0				

RPI 1-25				RPI 26-50				RPI 51-100				RPI 101+ Team's RPI: 188			
RPI	S	Opponent	Score	RPI	S	Opponent	Score	RPI	S	Opponent	Score	RPI	S	Opponent	Score
1	A	Tennessee	39 91	45	A	UALR	43 54	62	A	Kansas St.	47 53	129	A	Wisconsin	52 70
3	A	Baylor	60 101					65	A	South Dakota St.	46 71	174	H	Tulsa	73 71
								80	A	South Dakota	70 93	179	H	Eastern Mich.	63 62
								80	H	South Dakota	81 65	185	H	Missouri St.	70 57
												229	N	N.C. A&T	38 47
												230	A	North Dakota St.	64 77
												231	H	Western Ill.	76 73
												234	N	Austin Peay	73 60
												251	H	IUPUI	84 72
												286	H	Grand Canyon	51 54
												301	A	Denver	57 66
												307	A	IPFW	63 73
												327	H	Omaha	74 53
LAST 12 Division I GAMES:															
		80	A	South Dakota	70 93			80	H	South Dakota	81 65				
		65	A	South Dakota St.	46 71			301	A	Denver	57 66				
		327	H	Omaha	74 53			230	A	North Dakota St.	64 77				
		231	H	Western Ill.	76 73			129	A	Wisconsin	52 70				
		251	H	IUPUI	84 72			62	A	Kansas St.	47 53				
		307	A	IPFW	63 73			286	H	Grand Canyon	51 54				

Non-Div I Games: Southwestern Christ88 49 St. Gregory's 86 61

Oral Roberts

Loss, Non-Conf, S Site, H Home A Away N Neutral

## Oregon

Through Games Of Feb. 1, 2015

Average RPI Win:	223	WON-LOST	WINNING	LAST 10	STRENGTH OF	OPP. STRENGTH	TEAM	ADJ.	CONF.	ADJ CONF.
Average RPI Loss:	54	RECORD	PCT. RANK	GAMES	SCHEDULE	OF SCHEDULE	RPI	RPI	RPI	RPI
DIV. I ONLY	9- 11	197	3- 7	77	31	150	150	5	5	
DIV. I NON-CONF.	7- 4	107	2- 1	257	118	195	195	3	3	
TOTALS	RPI 1-25	RPI 26-50	W-L RECORDS	RPI 51-100	RPI 101-150	RPI 150+				
9- 11	0- 5	0- 2	OVERALL	2- 2	0- 1	7- 1				
7- 5	0- 3	0- 2	HOME	1- 0	0- 0	6- 0				
2- 4	0- 2	0- 0	AWAY	1- 1	0- 0	1- 1				
0- 2	0- 0	0- 0	NEUTRAL	0- 1	0- 1	0- 0				
7- 4	0- 1	0- 1	NON-CONFERENCE	0- 1	0- 1	7- 0				
6- 2	0- 1	0- 1	HOME	0- 0	0- 0	6- 0				
1- 0	0- 0	0- 0	AWAY	0- 0	0- 0	1- 0				
0- 2	0- 0	0- 0	NEUTRAL	0- 1	0- 1	0- 0				
2- 7	0- 4	0- 1	CONFERENCE	2- 1	0- 0	0- 1				
1- 3	0- 2	0- 1	HOME	1- 0	0- 0	0- 0				
1- 4	0- 2	0- 0	AWAY	1- 1	0- 0	0- 1				
0- 0	0- 0	0- 0	NEUTRAL	0- 0	0- 0	0- 0				

RPI	S	Opponent	Score	RPI	S	Opponent	Score	RPI	S	Opponent	Score	RPI	S	Opponent	Score	Team's RPI: 150
9	A	Oregon St.	37 70	30	H	Fresno St.	59 68	76	A	Southern California	54 70	119	N	Central Mich.	67 73	
9	H	Oregon St.	48 77	43	H	Washington St.	76 79	84	A	UCLA	62 46	170	A	Arizona	78 81	
10	A	Arizona St.	58 70					84	H	UCLA	67 65	202	H	Navy	72 64	
17	H	North Carolina	59 76					90	N	American	64 72	213	H	Santa Clara	92 88	
20	H	Washington	69 91									253	A	Portland	72 49	
												257	H	Utah St.	100 77	
												287	H	Portland St.	63 56	
												309	H	Northern Ariz.	59 47	
												318	H	Seattle	70 44	
LAST 12 Division I GAMES:																
84	H	UCLA	67 65	9	A	Oregon St.	37 70									
170	A	Arizona	78 81	84	A	UCLA	62 46									
10	A	Arizona St.	58 70	76	A	Southern California	54 70									
43	H	Washington St.	76 79	318	H	Seattle	70 44									
20	H	Washington	69 91	30	H	Fresno St.	59 68									
9	H	Oregon St.	48 77	213	H	Santa Clara	92 88									

Non-Div I Games:

Oregon

■ Loss, 
 ■ Non-Conf, S Site, 
 ■ Home 
 ■ Away 
 N Neutral

Average RPI Win:	121	WON-LOST	WINNING	LAST 10	STRENGTH OF	OPP. STRENGTH	TEAM	ADJ.	CONF.	ADJ CONF.
Average RPI Loss:	1	RECORD	PCT. RANK	GAMES	SCHEDULE	OF SCHEDULE	RPI	RPI	RPI	RPI
DIV. I ONLY	18- 1	5	9- 1	53	8	9	9	5	5	
DIV. I NON-CONF.	9- 1	21	2- 1	129	21	22	22	3	3	
TOTALS	RPI 1-25	RPI 26-50	W-L RECORDS	RPI 51-100	RPI 101-150	RPI 150+				
18- 1	3- 1	1- 0	OVERALL	5- 0	3- 0	6- 0				
8- 0	1- 0	1- 0	HOME	1- 0	2- 0	3- 0				
6- 1	2- 0	0- 0	AWAY	2- 0	1- 0	1- 0				
4- 0	0- 0	0- 0	NEUTRAL	2- 0	0- 0	2- 0				
9- 1	1- 1	0- 0	NON-CONFERENCE	2- 0	1- 0	5- 0				
4- 0	0- 0	0- 0	HOME	0- 0	1- 0	3- 0				
1- 1	1- 1	0- 0	AWAY	0- 0	0- 0	0- 0				
4- 0	0- 0	0- 0	NEUTRAL	2- 0	0- 0	2- 0				
9- 0	2- 0	1- 0	CONFERENCE	3- 0	2- 0	1- 0				
4- 0	1- 0	1- 0	HOME	1- 0	1- 0	0- 0				
5- 0	1- 0	0- 0	AWAY	2- 0	1- 0	1- 0				
0- 0	0- 0	0- 0	NEUTRAL	0- 0	0- 0	0- 0				

RPI 1-25				Team's RPI: 9				RPI 26-50				RPI 51-100				RPI 101+			
RPI	S	Opponent	Score					RPI	S	Opponent	Score	RPI	S	Opponent	Score	RPI	S	Opponent	Score
1	A	Tennessee	63 74					43	H	Washington St.	73 70	56	N	BYU	71 61	142	H	Sacramento St.	109 61
10	A	Arizona St.	68 57									76	A	Southern California	76 66	150	A	Oregon	77 48
17	A	North Carolina	70 55									76	H	Southern California	68 35	150	H	Oregon	70 37
20	H	Washington	75 67									84	A	UCLA	65 47	164	N	Southern Ill.	71 55
												97	N	Butler	85 53	170	A	Arizona	73 55
																173	H	Idaho	75 53
																241	N	Nevada	73 50
																253	H	Portland	87 65
																257	H	Utah St.	85 62
LAST 12 Division I GAMES:																			
76	H	Southern California	68 35	150	H	Oregon	70 37												
10	A	Arizona St.	68 57	76	A	Southern California	76 66												
170	A	Arizona	73 55	84	A	UCLA	65 47												
20	H	Washington	75 67	1	A	Tennessee	63 74												
43	H	Washington St.	73 70	241	N	Nevada	73 50												
150	A	Oregon	77 48	164	N	Southern Ill.	71 55												

Non-Div I Games: Concordia Portland 92 35

Oregon St.

■ Loss, 
■ Non-Conf, S Site, 
■ Home 
■ Away 
N Neutral

Average RPI Win:	193	WON-LOST	WINNING	LAST 10	STRENGTH OF	OPP. STRENGTH	TEAM	ADJ.	CONF.	ADJ CONF.
Average RPI Loss:	65	RECORD	PCT. RANK	GAMES	SCHEDULE	OF SCHEDULE	RPI	RPI	RPI	RPI
DIV. I ONLY	14- 6	63	7- 3	141	81	64	64	8	8	
DIV. I NON-CONF.	6- 3	92	0- 1	59	123	57	57	7	7	
TOTALS	RPI 1-25	RPI 26-50	W-L RECORDS	RPI 51-100	RPI 101-150	RPI 150+				
14- 6	0- 1	0- 1	OVERALL	2- 3	2- 1	10- 0				
6- 2	0- 1	0- 1	HOME	0- 0	1- 0	5- 0				
7- 4	0- 0	0- 0	AWAY	2- 3	0- 1	5- 0				
1- 0	0- 0	0- 0	NEUTRAL	0- 0	1- 0	0- 0				
6- 3	0- 1	0- 0	NON-CONFERENCE	1- 1	2- 1	3- 0				
3- 1	0- 1	0- 0	HOME	0- 0	1- 0	2- 0				
2- 2	0- 0	0- 0	AWAY	1- 1	0- 1	1- 0				
1- 0	0- 0	0- 0	NEUTRAL	0- 0	1- 0	0- 0				
8- 3	0- 0	0- 1	CONFERENCE	1- 2	0- 0	7- 0				
3- 1	0- 0	0- 1	HOME	0- 0	0- 0	3- 0				
5- 2	0- 0	0- 0	AWAY	1- 2	0- 0	4- 0				
0- 0	0- 0	0- 0	NEUTRAL	0- 0	0- 0	0- 0				

RPI 1-25				RPI 26-50				RPI 51-100 Team's RPI: 64				RPI 101+			
RPI	S	Opponent	Score	RPI	S	Opponent	Score	RPI	S	Opponent	Score	RPI	S	Opponent	Score
23	H	California	64 84	42	H	Gonzaga	63 73	56	A	BYU	72 89	123	H	Montana	62 50
								58	A	St. Mary's (CA)	88 86	128	A	UC Davis	53 60
								69	A	San Diego	52 56	133	N	New Mexico St.	67 62
								71	A	Long Beach St.	43 53	167	A	San Francisco	92 54
								91	A	Hawaii	69 61	190	H	Iona	64 49
												197	A	Pepperdine	63 59
												197	H	Pepperdine	77 60
												213	A	Santa Clara	61 59
												241	A	Nevada	64 53
												253	H	Portland	71 69
												257	H	Utah St.	70 62
												289	A	Loyola Marymount	84 61
												289	H	Loyola Marymount	89 69
LAST 12 Division I GAMES:															
289	A	Loyola Marymount	84 61	58	A	St. Mary's (CA)	88 86								
197	A	Pepperdine	63 59	197	H	Pepperdine	77 60								
42	H	Gonzaga	63 73	289	H	Loyola Marymount	89 69								
253	H	Portland	71 69	213	A	Santa Clara	61 59								
69	A	San Diego	52 56	167	A	San Francisco	92 54								
56	A	BYU	72 89	71	A	Long Beach St.	43 53								

Non-Div I Games: Cal Maritime 70 23 Cal St. Stanislaus 98 67

Pacific

Loss, Non-Conf, S Site, H Home A Away N Neutral

Average RPI Win:	175	WON-LOST	WINNING	LAST 10	STRENGTH OF	OPP. STRENGTH	TEAM	ADJ.	CONF.	ADJ CONF.
Average RPI Loss:	71	RECORD	PCT. RANK	GAMES	SCHEDULE	OF SCHEDULE	RPI	RPI	RPI	RPI
DIV. I ONLY	10- 6	100	6- 3	54	102	63	63	10	10	
DIV. I NON-CONF.	8- 5	123	5- 3	110	113	97	97	11	11	
-----										
TOTALS	RPI 1-25	RPI 26-50	W-L RECORDS	RPI 51-100	RPI 101-150	RPI 150+				
10- 6	0- 2	0- 0	OVERALL	1- 3	3- 0	6- 1				
6- 2	0- 0	0- 0	HOME	1- 2	1- 0	4- 0				
4- 4	0- 2	0- 0	AWAY	0- 1	2- 0	2- 1				
0- 0	0- 0	0- 0	NEUTRAL	0- 0	0- 0	0- 0				
8- 5	0- 1	0- 0	NON-CONFERENCE	1- 3	1- 0	6- 1				
6- 2	0- 0	0- 0	HOME	1- 2	1- 0	4- 0				
2- 3	0- 1	0- 0	AWAY	0- 1	0- 0	2- 1				
0- 0	0- 0	0- 0	NEUTRAL	0- 0	0- 0	0- 0				
2- 1	0- 1	0- 0	CONFERENCE	0- 0	2- 0	0- 0				
0- 0	0- 0	0- 0	HOME	0- 0	0- 0	0- 0				
2- 1	0- 1	0- 0	AWAY	0- 0	2- 0	0- 0				
0- 0	0- 0	0- 0	NEUTRAL	0- 0	0- 0	0- 0				

RPI 1-25				RPI 26-50				RPI 51-100 Team's RPI: 63				RPI 101+			
RPI	S	Opponent	Score	RPI	S	Opponent	Score	RPI	S	Opponent	Score	RPI	S	Opponent	Score
1	A	Tennessee	52 97					67	A	Drexel	58 67	112	H	Saint Joseph's	65 51
16	A	Princeton	54 83					85	H	Villanova	44 70	136	A	Dartmouth	55 39
								86	H	Hampton	43 58	139	A	Harvard	74 69
								96	H	Richmond	49 47	155	H	Temple	52 50
												168	H	New Hampshire	74 39
												171	A	Lafayette	57 60
												175	H	La Salle	57 29
												202	A	Navy	60 51
												274	A	NJIT	59 29
												290	H	UMBC	69 63
LAST 12 Division I GAMES:															
139	A	Harvard	74 69	155	H	Temple	52 50								
136	A	Dartmouth	55 39	290	H	UMBC	69 63								
274	A	NJIT	59 29	67	A	Drexel	58 67								
85	H	Villanova	44 70	112	H	Saint Joseph's	65 51								
96	H	Richmond	49 47	86	H	Hampton	43 58								
16	A	Princeton	54 83	171	A	Lafayette	57 60								

Non-Div I Games: King's (PA) 85 20

Penn

■ Loss, 
 ■ Non-Conf, 
 ■ S Site, 
 ■ H Home 
 ■ A Away 
 N Neutral

Average RPI Win:	205	WON-LOST	WINNING	LAST 10	STRENGTH OF	OPP. STRENGTH	TEAM	ADJ.	CONF.	ADJ CONF.
Average RPI Loss:	70	RECORD	PCT. RANK	GAMES	SCHEDULE	OF SCHEDULE	RPI	RPI	RPI	RPI
DIV. I ONLY	5- 17	301	2- 8	21	65	199	199	4	4	
DIV. I NON-CONF.	3- 8	263	0- 1	75	200	243	243	1	1	
TOTALS	RPI 1-25	RPI 26-50	W-L RECORDS	RPI 51-100	RPI 101-150	RPI 150+				
5- 17	0- 2	0- 8	OVERALL	1- 3	1- 3	3- 1				
5- 6	0- 1	0- 2	HOME	1- 2	1- 1	3- 0				
0- 9	0- 1	0- 6	AWAY	0- 0	0- 2	0- 0				
0- 2	0- 0	0- 0	NEUTRAL	0- 1	0- 0	0- 1				
3- 8	0- 1	0- 2	NON-CONFERENCE	0- 2	0- 2	3- 1				
3- 4	0- 1	0- 1	HOME	0- 1	0- 1	3- 0				
0- 2	0- 0	0- 1	AWAY	0- 0	0- 1	0- 0				
0- 2	0- 0	0- 0	NEUTRAL	0- 1	0- 0	0- 1				
2- 9	0- 1	0- 6	CONFERENCE	1- 1	1- 1	0- 0				
2- 2	0- 0	0- 1	HOME	1- 1	1- 0	0- 0				
0- 7	0- 1	0- 5	AWAY	0- 0	0- 1	0- 0				
0- 0	0- 0	0- 0	NEUTRAL	0- 0	0- 0	0- 0				

RPI 1-25				RPI 26-50				RPI 51-100				RPI 101+ Team's RPI: 199			
RPI	S	Opponent	Score	RPI	S	Opponent	Score	RPI	S	Opponent	Score	RPI	S	Opponent	Score
5	A	Iowa	52 77	29	A	Nebraska	45 73	51	H	Northwestern	76 75	129	A	Wisconsin	46 65
19	H	South Fla.	87 90	32	H	Seton Hall	70 75	89	H	Albany (NY)	53 54	135	A	Hartford	57 62
				33	A	Minnesota	64 75	95	H	Illinois	76 91	143	H	Indiana	79 75
				34	A	Syracuse	39 61	100	N	Liberty	68 80	149	H	St. Bonaventure	54 56
				37	A	Ohio St.	60 69					160	N	Samford	56 59
				41	A	Michigan	53 89					219	H	Towson	71 64
				49	A	Rutgers	65 76					285	H	Rider	85 51
				49	H	Rutgers	51 71					325	H	Wagner	96 66
LAST 12 Division I GAMES:															
				49	A	Rutgers	65 76	49	H	Rutgers	51 71				
				33	A	Minnesota	64 75	129	A	Wisconsin	46 65				
				51	H	Northwestern	76 75	95	H	Illinois	76 91				
				143	H	Indiana	79 75	41	A	Michigan	53 89				
				37	A	Ohio St.	60 69	5	A	Iowa	52 77				
				29	A	Nebraska	45 73	19	H	South Fla.	87 90				

Non-Div I Games:

Penn St.

  Loss, 
  Non-Conf, 
  S Site, 
  H Home 
  A Away 
N Neutral

# Pepperdine

Through Games Of Feb. 1, 2015

Average RPI Win:	257	WON-LOST	WINNING	LAST 10	STRENGTH OF	OPP. STRENGTH	TEAM	ADJ.	CONF.	ADJ CONF.
Average RPI Loss:	92	RECORD	PCT. RANK	GAMES	SCHEDULE	OF SCHEDULE	RPI	RPI	RPI	RPI
DIV. I ONLY	6- 16	293	0- 10	58	144	197	197	8	8	
DIV. I NON-CONF.	5- 6	177	0- 1	81	245	110	110	7	7	
TOTALS	RPI 1-25	RPI 26-50	W-L RECORDS	RPI 51-100	RPI 101-150	RPI 150+				
6- 16	0- 1	0- 2	OVERALL	0- 8	0- 2	6- 3				
1- 9	0- 0	0- 0	HOME	0- 6	0- 1	1- 2				
4- 7	0- 1	0- 2	AWAY	0- 2	0- 1	4- 1				
1- 0	0- 0	0- 0	NEUTRAL	0- 0	0- 0	1- 0				
5- 6	0- 1	0- 1	NON-CONFERENCE	0- 2	0- 2	5- 0				
0- 3	0- 0	0- 0	HOME	0- 2	0- 1	0- 0				
4- 3	0- 1	0- 1	AWAY	0- 0	0- 1	4- 0				
1- 0	0- 0	0- 0	NEUTRAL	0- 0	0- 0	1- 0				
1- 10	0- 0	0- 1	CONFERENCE	0- 6	0- 0	1- 3				
1- 6	0- 0	0- 0	HOME	0- 4	0- 0	1- 2				
0- 4	0- 0	0- 1	AWAY	0- 2	0- 0	0- 1				
0- 0	0- 0	0- 0	NEUTRAL	0- 0	0- 0	0- 0				

RPI S	Opponent	Score	RPI S	Opponent	Score	RPI S	Opponent	Score	RPI S	Opponent	Score	Team's RPI: 197
5	A Iowa	68 97	29	A Nebraska	65 100	56	H BYU	78 84	107	A CSUN	48 74	
			42	A Gonzaga	64 73	58	A St. Mary's (CA)	68 73	132	H Army	44 56	
						58	H St. Mary's (CA)	49 53	151	A Cal Poly	76 69	
						64	A Pacific	60 77	167	H San Francisco	58 69	
						64	H Pacific	59 63	172	N UT Martin	59 58	
						69	H San Diego	64 68	213	H Santa Clara	54 65	
						71	H Long Beach St.	69 78	253	A Portland	61 80	
						89	H Albany (NY)	36 62	278	A UC Irvine	76 53	
									289	H Loyola Marymount	98 91	
									309	A Northern Ariz.	66 63	
									341	A UC Santa Barbara	66 44	
LAST 12 Division I GAMES:												
58	H St. Mary's (CA)	49 53	56	H BYU	78 84							
64	H Pacific	59 63	69	H San Diego	64 68							
213	H Santa Clara	54 65	64	A Pacific	60 77							
167	H San Francisco	58 69	58	A St. Mary's (CA)	68 73							
253	A Portland	61 80	289	H Loyola Marymount	98 91							
42	A Gonzaga	64 73	89	H Albany (NY)	36 62							

Non-Div I Games:

Pepperdine

Loss, Non-Conf, S Site, H Home A Away N Neutral

## Pittsburgh

Through Games Of Feb. 1, 2015

Average RPI Win:	143	WON-LOST	WINNING	LAST 10	STRENGTH OF	OPP. STRENGTH	TEAM	ADJ.	CONF.	ADJ CONF.
Average RPI Loss:	26	RECORD	PCT. RANK	GAMES	SCHEDULE	OF SCHEDULE	RPI	RPI	RPI	RPI
DIV. I ONLY	14- 7	74	6- 4	9	41	39	39	2	2	
DIV. I NON-CONF.	10- 3	52	4- 0	68	122	50	50	4	4	
TOTALS	RPI 1-25	RPI 26-50	W-L RECORDS	RPI 51-100	RPI 101-150	RPI 150+				
14- 7	1- 5	2- 1	OVERALL	4- 1	1- 0	6- 0				
12- 3	1- 2	1- 1	HOME	3- 0	1- 0	6- 0				
2- 4	0- 3	1- 0	AWAY	1- 1	0- 0	0- 0				
0- 0	0- 0	0- 0	NEUTRAL	0- 0	0- 0	0- 0				
10- 3	0- 2	2- 0	NON-CONFERENCE	2- 1	0- 0	6- 0				
9- 1	0- 1	1- 0	HOME	2- 0	0- 0	6- 0				
1- 2	0- 1	1- 0	AWAY	0- 1	0- 0	0- 0				
0- 0	0- 0	0- 0	NEUTRAL	0- 0	0- 0	0- 0				
4- 4	1- 3	0- 1	CONFERENCE	2- 0	1- 0	0- 0				
3- 2	1- 1	0- 1	HOME	1- 0	1- 0	0- 0				
1- 2	0- 2	0- 0	AWAY	1- 0	0- 0	0- 0				
0- 0	0- 0	0- 0	NEUTRAL	0- 0	0- 0	0- 0				

RPI 1-25				RPI 26-50				Team's RPI: 39		RPI 51-100				RPI 101+			
RPI	S	Opponent	Score	RPI	S	Opponent	Score			RPI	S	Opponent	Score	RPI	S	Opponent	Score
8	H	Louisville	57 63	34	H	Syracuse	60 68			55	H	Youngstown St.	78 52	104	H	Boston College	78 70
14	A	Florida St.	43 58	37	A	Ohio St.	78 74			57	H	Miami (FL)	81 66	169	H	Ball St.	59 47
15	A	Duke	45 62	41	H	Michigan	85 64			67	H	Drexel	72 53	207	H	Radford	72 47
16	H	Princeton	43 59							70	A	Duquesne	77 87	244	H	Niagara	70 54
17	H	North Carolina	84 59							75	A	Georgia Tech	75 72	256	H	Loyola Maryland	84 46
25	A	James Madison	64 80											321	H	Saint Francis (PA)	97 59
														348	H	Delaware St.	93 58
LAST 12 Division I GAMES:																	
				57	H	Miami (FL)	81 66			17	H	North Carolina	84 59				
				15	A	Duke	45 62			8	H	Louisville	57 63				
				104	H	Boston College	78 70			348	H	Delaware St.	93 58				
				34	H	Syracuse	60 68			321	H	Saint Francis (PA)	97 59				
				75	A	Georgia Tech	75 72			55	H	Youngstown St.	78 52				
				14	A	Florida St.	43 58			169	H	Ball St.	59 47				

Non-Div I Games:

Pittsburgh

■ Loss, 
 ■ Non-Conf, S Site, 
 ■ Home 
 ■ Away 
 N Neutral



Average RPI Win:	249	WON-LOST	WINNING	LAST 10	STRENGTH OF	OPP. STRENGTH	TEAM	ADJ.	CONF.	ADJ CONF.
Average RPI Loss:	108	RECORD	PCT. RANK	GAMES	SCHEDULE	OF SCHEDULE	RPI	RPI	RPI	RPI
DIV. I ONLY	4- 17	315	0- 2	68	104	253	253	8	8	
DIV. I NON-CONF.	2- 9	297	0- 0	128	127	267	267	7	7	
TOTALS	RPI 1-25	RPI 26-50	W-L RECORDS	RPI 51-100	RPI 101-150	RPI 150+				
4- 17	0- 2	0- 2	OVERALL	0- 4	0- 4	4- 5				
3- 6	0- 1	0- 1	HOME	0- 2	0- 2	3- 0				
0- 11	0- 0	0- 1	AWAY	0- 0	0- 1	0- 1				
1- 0	0- 0	0- 0	NEUTRAL	0- 0	0- 0	1- 0				
2- 9	0- 2	0- 0	NON-CONFERENCE	0- 0	0- 4	2- 3				
1- 3	0- 1	0- 0	HOME	0- 0	0- 2	1- 0				
0- 6	0- 1	0- 0	AWAY	0- 0	0- 2	0- 3				
1- 0	0- 0	0- 0	NEUTRAL	0- 0	0- 0	1- 0				
2- 8	0- 0	0- 2	CONFERENCE	0- 4	0- 0	2- 2				
2- 3	0- 0	0- 1	HOME	0- 2	0- 0	2- 0				
0- 5	0- 0	0- 1	AWAY	0- 2	0- 0	0- 2				
0- 0	0- 0	0- 0	NEUTRAL	0- 0	0- 0	0- 0				

RPI 1-25				RPI 26-50				RPI 51-100				RPI 101+ Team's RPI: 253			
RPI	S	Opponent	Score	RPI	S	Opponent	Score	RPI	S	Opponent	Score	RPI	S	Opponent	Score
9	A	Oregon St.	65 87	42	A	Gonzaga	57 79	56	H	BYU	79 83	107	A	CSUN	41 45
20	H	Washington	45 80	42	H	Gonzaga	63 85	58	A	St. Mary's (CA)	53 66	123	H	Montana	55 69
								64	A	Pacific	69 71	127	A	Boise St.	58 94
								69	H	San Diego	65 87	150	H	Oregon	49 72
												151	A	Cal Poly	67 76
												167	A	San Francisco	68 85
												193	A	Eastern Wash.	65 72
												197	H	Pepperdine	80 61
												213	A	Santa Clara	68 83
												222	N	Utah	58 50
												241	A	Nevada	59 84
												287	H	Portland St.	91 63
												289	H	Loyola Marymount	83 65
LAST 12 Division I GAMES:															
42	A	Gonzaga	57 79	42	H	Gonzaga	63 85	56	H	BYU	79 83	193	A	Eastern Wash.	65 72
58	A	St. Mary's (CA)	53 66	56	H	BYU	79 83	123	H	Montana	55 69	20	H	Washington	45 80
64	A	Pacific	69 71	193	A	Eastern Wash.	65 72	222	N	Utah	58 50				
197	H	Pepperdine	80 61												
289	H	Loyola Marymount	83 65												
167	A	San Francisco	68 85												

Non-Div I Games:

Portland

■ Loss, 
■ Non-Conf, S Site, 
■ Home 
■ Away 
N Neutral

Average RPI Win:	212	WON-LOST	WINNING	LAST 10	STRENGTH OF	OPP. STRENGTH	TEAM	ADJ.	CONF.	ADJ CONF.
Average RPI Loss:	178	RECORD	PCT. RANK	GAMES	SCHEDULE	OF SCHEDULE	RPI	RPI	RPI	RPI
DIV. I ONLY	3- 16	322	0- 1	129	279	287	287	22	22	
DIV. I NON-CONF.	2- 7	290	0- 1	69	238	217	217	22	22	
TOTALS	RPI 1-25	RPI 26-50	W-L RECORDS	RPI 51-100	RPI 101-150	RPI 150+				
3- 16	0- 1	0- 1	OVERALL	0- 2	1- 2	2- 10				
2- 5	0- 0	0- 0	HOME	0- 2	1- 0	1- 3				
1- 11	0- 0	0- 1	AWAY	0- 0	0- 0	1- 0				
0- 0	0- 0	0- 0	NEUTRAL	0- 0	0- 0	0- 0				
2- 7	0- 1	0- 1	NON-CONFERENCE	0- 2	0- 1	2- 2				
1- 2	0- 0	0- 0	HOME	0- 2	0- 0	1- 0				
1- 5	0- 1	0- 1	AWAY	0- 0	0- 1	1- 2				
0- 0	0- 0	0- 0	NEUTRAL	0- 0	0- 0	0- 0				
1- 9	0- 0	0- 0	CONFERENCE	0- 0	1- 1	0- 8				
1- 3	0- 0	0- 0	HOME	0- 0	1- 0	0- 3				
0- 6	0- 0	0- 0	AWAY	0- 0	0- 1	0- 5				
0- 0	0- 0	0- 0	NEUTRAL	0- 0	0- 0	0- 0				

RPI 1-25				RPI 26-50				RPI 51-100				RPI 101+				Team's RPI: 287
RPI	S	Opponent	Score	RPI	S	Opponent	Score	RPI	S	Opponent	Score	RPI	S	Opponent	Score	
16	A	Princeton	33 104	42	A	Gonzaga	41 73	71	H	Long Beach St.	58 62	118	H	North Dakota	73 70	
								80	H	South Dakota	57 86	123	A	Montana	31 72	
												150	A	Oregon	56 63	
												173	A	Idaho	49 77	
												193	A	Eastern Wash.	54 101	
												202	H	Navy	56 50	
												212	A	Montana St.	46 63	
												214	H	Northern Colo.	54 68	
												216	H	Idaho St.	53 65	
												224	A	Southern Utah	74 86	
												253	A	Portland	63 91	
												259	H	Weber St.	51 60	
												309	A	Northern Ariz.	46 94	
												317	A	Columbia	71 66	
												318	A	Seattle	47 54	
LAST 12 Division I GAMES:																
42	A	Gonzaga	41 73	193	A	Eastern Wash.	54 101									
212	A	Montana St.	46 63	118	H	North Dakota	73 70									
123	A	Montana	31 72	214	H	Northern Colo.	54 68									
216	H	Idaho St.	53 65	309	A	Northern Ariz.	46 94									
259	H	Weber St.	51 60	224	A	Southern Utah	74 86									
173	A	Idaho	49 77	317	A	Columbia	71 66									

Non-Div I Games: Corban 64 74 Western Wash. 64 75

Portland St.

Loss, Non-Conf, S Site, H Home A Away N Neutral

Prairie View

Through Games Of Feb. 1, 2015

Average RPI Win:	297	WON-LOST	WINNING	LAST 10	STRENGTH OF	OPP. STRENGTH	TEAM	ADJ.	CONF.	ADJ CONF.
Average RPI Loss:	138	RECORD	PCT. RANK	GAMES	SCHEDULE	OF SCHEDULE	RPI	RPI	RPI	RPI
DIV. I ONLY	8- 11	218	3- 2	244	238	206	206	33	33	
DIV. I NON-CONF.	2- 9	297	0- 1	47	43	160	160	32	32	
TOTALS	RPI 1-25	RPI 26-50	W-L RECORDS	RPI 51-100	RPI 101-150	RPI 150+				
8- 11	0- 3	0- 1	OVERALL	0- 2	0- 0	8- 5				
4- 0	0- 0	0- 0	HOME	0- 0	0- 0	4- 0				
4- 9	0- 0	0- 0	AWAY	0- 1	0- 0	4- 2				
0- 2	0- 2	0- 0	NEUTRAL	0- 0	0- 0	0- 0				
2- 9	0- 3	0- 1	NON-CONFERENCE	0- 2	0- 0	2- 3				
0- 0	0- 0	0- 0	HOME	0- 0	0- 0	0- 0				
2- 7	0- 1	0- 1	AWAY	0- 2	0- 0	2- 3				
0- 2	0- 2	0- 0	NEUTRAL	0- 0	0- 0	0- 0				
6- 2	0- 0	0- 0	CONFERENCE	0- 0	0- 0	6- 2				
4- 0	0- 0	0- 0	HOME	0- 0	0- 0	4- 0				
2- 2	0- 0	0- 0	AWAY	0- 0	0- 0	2- 2				
0- 0	0- 0	0- 0	NEUTRAL	0- 0	0- 0	0- 0				

RPI 1-25				RPI 26-50				RPI 51-100				RPI 101+ Team's RPI: 206			
RPI	S	Opponent	Score	RPI	S	Opponent	Score	RPI	S	Opponent	Score	RPI	S	Opponent	Score
3	A	Baylor	64 108	28	A	Texas A&M	41 59	72	A	TCU	50 56	176	A	Stephen F. Austin	73 83
17	N	North Carolina	45 81					91	A	Hawaii	58 72	221	H	Texas Southern	63 61
24	N	Stanford	45 88									254	A	UTEP	48 86
												261	A	Houston	61 56
												262	A	Rice	58 70
												267	A	Southern U.	51 67
												282	A	Sam Houston St.	70 53
												292	H	Jackson St.	82 65
												296	H	Grambling	85 57
												326	A	Alcorn	46 68
												337	A	Ark.-Pine Bluff	83 66
												342	H	Alabama A&M	81 64
												346	A	Mississippi Val.	78 61
LAST 12 Division I GAMES:															
337	A	Ark.-Pine Bluff	83 66	346	A	Mississippi Val.	78 61								
292	H	Jackson St.	82 65	296	H	Grambling	85 57								
221	H	Texas Southern	63 61	267	A	Southern U.	51 67								
326	A	Alcorn	46 68	3	A	Baylor	64 108								
91	A	Hawaii	58 72	254	A	UTEP	48 86								
342	H	Alabama A&M	81 64	282	A	Sam Houston St.	70 53								

Non-Div I Games: Schreiner 90 38

Prairie View

Loss, Non-Conf, S Site, H Home A Away N Neutral

Presbyterian

Through Games Of Feb. 1, 2015

Average RPI Win:	310	WON-LOST	WINNING	LAST 10	STRENGTH OF	OPP. STRENGTH	TEAM	ADJ.	CONF.	ADJ CONF.
Average RPI Loss:	185	RECORD	PCT. RANK	GAMES	SCHEDULE	OF SCHEDULE	RPI	RPI	RPI	RPI
DIV. I ONLY	9- 10	186	5- 5	302	349	237	237	29	29	
DIV. I NON-CONF.	3- 4	197	1- 1	205	345	169	169	33	33	
TOTALS	RPI 1-25	RPI 26-50	W-L RECORDS	RPI 51-100	RPI 101-150	RPI 150+				
9- 10	0- 0	0- 0	OVERALL	0- 1	0- 2	9- 7				
6- 1	0- 0	0- 0	HOME	0- 0	0- 0	6- 1				
3- 9	0- 0	0- 0	AWAY	0- 1	0- 2	3- 6				
0- 0	0- 0	0- 0	NEUTRAL	0- 0	0- 0	0- 0				
3- 4	0- 0	0- 0	NON-CONFERENCE	0- 0	0- 2	3- 2				
1- 0	0- 0	0- 0	HOME	0- 0	0- 0	1- 0				
2- 4	0- 0	0- 0	AWAY	0- 0	0- 2	2- 2				
0- 0	0- 0	0- 0	NEUTRAL	0- 0	0- 0	0- 0				
6- 6	0- 0	0- 0	CONFERENCE	0- 1	0- 0	6- 5				
5- 1	0- 0	0- 0	HOME	0- 0	0- 0	5- 1				
1- 5	0- 0	0- 0	AWAY	0- 1	0- 0	1- 4				
0- 0	0- 0	0- 0	NEUTRAL	0- 0	0- 0	0- 0				

RPI S	Opponent	Score	RPI S	Opponent	Score	RPI S	Opponent	Score	RPI S	Opponent	Score	Team's RPI: 237
						100	A Liberty	42 59	115	A VCU	36 55	
									125	A Old Dominion	26 41	
									156	A High Point	49 54	
									165	A Xavier	43 45	
									201	A Charlotte	50 66	
									207	H Radford	35 43	
									225	A Winthrop	51 54	
									246	A Campbell	45 58	
									246	H Campbell	51 42	
									291	H South Carolina St.	46 33	
									295	A Western Caro.	51 44	
									305	H Gardner-Webb	55 50	
									312	A UNC Asheville	46 59	
									312	H UNC Asheville	69 57	
									324	A Coastal Caro.	84 78	
									334	A N.C. Central	45 33	
									338	H Longwood	53 48	
									349	H Charleston So.	71 40	
LAST 12 Division I GAMES:												
			312	A UNC Asheville	46 59		207	H Radford	35 43			
			246	H Campbell	51 42		100	A Liberty	42 59			
			225	A Winthrop	51 54		312	H UNC Asheville	69 57			
			349	H Charleston So.	71 40		246	A Campbell	45 58			
			338	H Longwood	53 48		334	A N.C. Central	45 33			
			324	A Coastal Caro.	84 78		201	A Charlotte	50 66			

Non-Div I Games: Southern Wesleyan 81 50 Allen 120 45

Presbyterian

Loss, Non-Conf, S Site, H Home A Away N Neutral

Average RPI Win:	144	WON-LOST	WINNING	LAST 10	STRENGTH OF	OPP. STRENGTH	TEAM	ADJ.	CONF.	ADJ CONF.
Average RPI Loss:	0	RECORD	PCT. RANK	GAMES	SCHEDULE	OF SCHEDULE	RPI	RPI	RPI	RPI
DIV. I ONLY	19- 0	1	10- 0	126	55	16	16	10	10	
DIV. I NON-CONF.	16- 0	1	9- 0	156	42	17	17	11	11	
TOTALS	RPI 1-25	RPI 26-50	W-L RECORDS	RPI 51-100	RPI 101-150	RPI 150+				
19- 0	0- 0	2- 0	OVERALL	6- 0	4- 0	7- 0				
5- 0	0- 0	0- 0	HOME	2- 0	0- 0	3- 0				
10- 0	0- 0	2- 0	AWAY	4- 0	2- 0	2- 0				
4- 0	0- 0	0- 0	NEUTRAL	0- 0	2- 0	2- 0				
16- 0	0- 0	2- 0	NON-CONFERENCE	5- 0	2- 0	7- 0				
4- 0	0- 0	0- 0	HOME	1- 0	0- 0	3- 0				
8- 0	0- 0	2- 0	AWAY	4- 0	0- 0	2- 0				
4- 0	0- 0	0- 0	NEUTRAL	0- 0	2- 0	2- 0				
3- 0	0- 0	0- 0	CONFERENCE	1- 0	2- 0	0- 0				
1- 0	0- 0	0- 0	HOME	1- 0	0- 0	0- 0				
2- 0	0- 0	0- 0	AWAY	0- 0	2- 0	0- 0				
0- 0	0- 0	0- 0	NEUTRAL	0- 0	0- 0	0- 0				

RPI S	Opponent	Score	RPI S	Opponent	Score	RPI S	Opponent	Score	RPI S	Opponent	Score
39	A Pittsburgh	59 43	41	A Michigan	85 55	63	H Penn	83 54	123	N Montana	80 55
						67	H Drexel	59 43	135	N Hartford	64 51
						70	A Duquesne	79 62	136	A Dartmouth	83 65
						86	A Fordham	67 53	139	A Harvard	96 46
						86	A Hampton	75 63	163	N Wake Forest	72 55
						90	A American	63 56	187	A Delaware	87 59
									201	N Charlotte	73 43
									238	A Monmouth	84 53
									276	H Georgetown	83 54
									287	H Portland St.	104 33
									314	H Binghamton	96 58
LAST 12 Division I GAMES:											
136	A Dartmouth	83 65	238	A Monmouth	84 53						
139	A Harvard	96 46	287	H Portland St.	104 33						
63	H Penn	83 54	187	A Delaware	87 59						
86	A Hampton	75 63	314	H Binghamton	96 58						
86	A Fordham	67 53	41	A Michigan	85 55						
135	N Hartford	64 51	276	H Georgetown	83 54						

Non-Div I Games:

Princeton

Providence

Through Games Of Feb. 1, 2015

Average RPI Win:	191	WON-LOST	WINNING	LAST 10	STRENGTH OF	OPP. STRENGTH	TEAM	ADJ.	CONF.	ADJ CONF.
Average RPI Loss:	111	RECORD	PCT. RANK	GAMES	SCHEDULE	OF SCHEDULE	RPI	RPI	RPI	RPI
DIV. I ONLY	5- 17	301	1- 9	64	87	235	235	9	9	
DIV. I NON-CONF.	3- 8	263	1- 1	53	80	210	210	8	8	
TOTALS	RPI 1-25	RPI 26-50	W-L RECORDS	RPI 51-100	RPI 101-150	RPI 150+				
5- 17	0- 2	0- 1	OVERALL	2- 6	0- 4	3- 4				
4- 7	0- 0	0- 1	HOME	2- 3	0- 1	2- 2				
1- 10	0- 2	0- 0	AWAY	0- 3	0- 3	1- 2				
0- 0	0- 0	0- 0	NEUTRAL	0- 0	0- 0	0- 0				
3- 8	0- 2	0- 0	NON-CONFERENCE	1- 1	0- 4	2- 1				
3- 2	0- 0	0- 0	HOME	1- 0	0- 1	2- 1				
0- 6	0- 2	0- 0	AWAY	0- 1	0- 3	0- 0				
0- 0	0- 0	0- 0	NEUTRAL	0- 0	0- 0	0- 0				
2- 9	0- 0	0- 1	CONFERENCE	1- 5	0- 0	1- 3				
1- 5	0- 0	0- 1	HOME	1- 3	0- 0	0- 1				
1- 4	0- 0	0- 0	AWAY	0- 2	0- 0	1- 2				
0- 0	0- 0	0- 0	NEUTRAL	0- 0	0- 0	0- 0				

RPI S	Opponent	Score	RPI S	Opponent	Score	RPI S	Opponent	Score	RPI S	Opponent	Score	Team's RPI: 235
12	A Dayton	56 72	32	H Seton Hall	67 68	66	H St. John's (NY)	52 68	104	A Boston College	51 79	
22	A FGCU	58 68				70	H Duquesne	67 56	120	H Rhode Island	56 63	
						81	A DePaul	42 90	135	A Hartford	54 57	
						85	H Villanova	51 49	147	A Bryant	80 90	
						88	H Creighton	54 65	165	A Xavier	59 71	
						96	A Richmond	59 75	165	H Xavier	57 68	
						97	A Butler	61 66	186	H Virginia Tech	69 72	
						97	H Butler	59 67	258	H UMass Lowell	66 54	
									263	H Brown	78 69	
									276	A Georgetown	61 69	
									281	A Marquette	66 58	
LAST 12 Division I GAMES:												
165	H Xavier	57 68	276	A Georgetown	61 69							
97	H Butler	59 67	165	A Xavier	59 71							
81	A DePaul	42 90	97	A Butler	61 66							
281	A Marquette	66 58	66	H St. John's (NY)	52 68							
88	H Creighton	54 65	104	A Boston College	51 79							
32	H Seton Hall	67 68	70	H Duquesne	67 56							

Non-Div I Games:

Providence

Loss, Non-Conf, S Site, H Home A Away N Neutral

Average RPI Win:	142	WON-LOST	WINNING	LAST 10	STRENGTH OF	OPP. STRENGTH	TEAM	ADJ.	CONF.	ADJ CONF.
Average RPI Loss:	31	RECORD	PCT. RANK	GAMES	SCHEDULE	OF SCHEDULE	RPI	RPI	RPI	RPI
DIV. I ONLY	10- 11	180	3- 7	1	19	54	54	4	4	
DIV. I NON-CONF.	7- 4	107	2- 0	10	36	51	51	1	1	
TOTALS	RPI 1-25	RPI 26-50	W-L RECORDS	RPI 51-100	RPI 101-150	RPI 150+				
10- 11	0- 6	1- 4	OVERALL	2- 0	4- 1	3- 0				
6- 6	0- 2	0- 3	HOME	1- 0	3- 1	2- 0				
3- 4	0- 3	1- 1	AWAY	1- 0	0- 0	1- 0				
1- 1	0- 1	0- 0	NEUTRAL	0- 0	1- 0	0- 0				
7- 4	0- 4	0- 0	NON-CONFERENCE	1- 0	3- 0	3- 0				
5- 2	0- 2	0- 0	HOME	1- 0	2- 0	2- 0				
1- 1	0- 1	0- 0	AWAY	0- 0	0- 0	1- 0				
1- 1	0- 1	0- 0	NEUTRAL	0- 0	1- 0	0- 0				
3- 7	0- 2	1- 4	CONFERENCE	1- 0	1- 1	0- 0				
1- 4	0- 0	0- 3	HOME	0- 0	1- 1	0- 0				
2- 3	0- 2	1- 1	AWAY	1- 0	0- 0	0- 0				
0- 0	0- 0	0- 0	NEUTRAL	0- 0	0- 0	0- 0				

RPI 1-25				RPI 26-50				RPI 51-100 Team's RPI: 54				RPI 101+			
RPI	S	Opponent	Score	RPI	S	Opponent	Score	RPI	S	Opponent	Score	RPI	S	Opponent	Score
4	A	Maryland	64 88	29	A	Nebraska	59 69	68	H	Kansas	61 48	109	H	Wright St.	70 46
5	A	Iowa	59 73	33	A	Minnesota	90 88	95	A	Illinois	62 55	111	N	Texas Tech	69 53
12	A	Dayton	61 63	33	H	Minnesota	68 81					114	H	Toledo	66 48
13	N	George Washington	59 79	37	H	Ohio St.	71 79					129	H	Wisconsin	56 65
14	H	Florida St.	64 67	49	H	Rutgers	49 58					143	H	Indiana	86 64
18	H	Green Bay	78 81									169	A	Ball St.	66 60
												278	H	UC Irvine	69 44
												301	H	Denver	65 51
LAST 12 Division I GAMES:															
49	H	Rutgers	49 58	4	A	Maryland	64 88								
37	H	Ohio St.	71 79	143	H	Indiana	86 64								
33	A	Minnesota	90 88	33	H	Minnesota	68 81								
29	A	Nebraska	59 69	95	A	Illinois	62 55								
129	H	Wisconsin	56 65	109	H	Wright St.	70 46								
5	A	Iowa	59 73	301	H	Denver	65 51								

Non-Div I Games:

Purdue

■ Loss, 
 ■ Non-Conf, 
 ■ S Site, 
 ■ H Home 
 ■ A Away 
 N Neutral

Quinnipiac

Through Games Of Feb. 1, 2015

Average RPI Win:	177	WON-LOST	WINNING	LAST 10	STRENGTH OF	OPP. STRENGTH	TEAM	ADJ.	CONF.	ADJ CONF.
Average RPI Loss:	54	RECORD	PCT. RANK	GAMES	SCHEDULE	OF SCHEDULE	RPI	RPI	RPI	RPI
DIV. I ONLY	19- 3	16	9- 0	111	112	36	36	24	24	
DIV. I NON-CONF.	8- 3	71	1- 1	21	23	26	26	23	23	
TOTALS	RPI 1-25	RPI 26-50	W-L RECORDS	RPI 51-100	RPI 101-150	RPI 150+				
19- 3	0- 2	0- 0	OVERALL	3- 0	4- 1	12- 0				
10- 0	0- 0	0- 0	HOME	3- 0	2- 0	5- 0				
7- 1	0- 0	0- 0	AWAY	0- 0	2- 0	5- 0				
2- 2	0- 1	0- 0	NEUTRAL	0- 0	0- 1	2- 0				
8- 3	0- 2	0- 0	NON-CONFERENCE	3- 0	3- 1	2- 0				
4- 0	0- 0	0- 0	HOME	3- 0	1- 0	0- 0				
2- 1	0- 1	0- 0	AWAY	0- 0	2- 0	0- 0				
2- 2	0- 1	0- 0	NEUTRAL	0- 0	0- 1	2- 0				
11- 0	0- 0	0- 0	CONFERENCE	0- 0	1- 0	10- 0				
6- 0	0- 0	0- 0	HOME	0- 0	1- 0	5- 0				
5- 0	0- 0	0- 0	AWAY	0- 0	0- 0	5- 0				
0- 0	0- 0	0- 0	NEUTRAL	0- 0	0- 0	0- 0				

RPI 1-25				RPI 26-50		Team's RPI: 36		RPI 51-100				RPI 101+			
RPI	S	Opponent	Score	RPI	S	Opponent	Score	RPI	S	Opponent	Score	RPI	S	Opponent	Score
2	A	Notre Dame	52 112					67	H	Drexel	74 50	112	A	Saint Joseph's	69 67
22	N	FGCU	65 71					86	H	Hampton	87 59	126	H	Marist	73 55
								89	H	Albany (NY)	66 62	132	H	Army	79 64
												135	A	Hartford	70 58
												139	N	Harvard	83 87
												152	A	Fairfield	67 66
												152	H	Fairfield	83 43
												153	N	Alabama	73 66
												177	A	Siena	87 62
												177	H	Siena	78 65
												195	N	Holy Cross	74 67
												238	H	Monmouth	94 53
												244	A	Niagara	71 68
												244	H	Niagara	80 66
												245	A	Canisius	86 66
												304	H	Manhattan	85 51
												330	A	Saint Peter's	81 50
LAST 12 Division I GAMES:															
330	A	Saint Peter's	81 50	245	A	Canisius	86 66								
177	A	Siena	87 62	238	H	Monmouth	94 53								
126	H	Marist	73 55	244	H	Niagara	80 66								
304	H	Manhattan	85 51	22	N	FGCU	65 71								
152	H	Fairfield	83 43	112	A	Saint Joseph's	69 67								
244	A	Niagara	71 68	135	A	Hartford	70 58								

Non-Div I Games:

Quinnipiac

Loss, Non-Conf, S Site, H Home A Away N Neutral



Average RPI Win:	<b>268</b>	WON-LOST	WINNING	LAST 10	STRENGTH OF	OPP. STRENGTH	TEAM	ADJ.	CONF.	ADJ CONF.
Average RPI Loss:	<b>151</b>	RECORD	PCT. RANK	GAMES	SCHEDULE	OF SCHEDULE	RPI	RPI	RPI	RPI
DIV. I ONLY	<b>11- 8</b>	<b>126</b>	<b>8- 2</b>	<b>278</b>	<b>312</b>	<b>207</b>	<b>207</b>	<b>29</b>	<b>29</b>	
DIV. I NON-CONF.	<b>3- 5</b>	<b>214</b>	<b>1- 1</b>	<b>169</b>	<b>103</b>	<b>218</b>	<b>218</b>	<b>33</b>	<b>33</b>	
TOTALS	RPI 1-25	RPI 26-50	W-L RECORDS	RPI 51-100	RPI 101-150	RPI 150+				
11- 8	0- 0	0- 1	OVERALL	0- 3	1- 0	10- 4				
6- 4	0- 0	0- 0	HOME	0- 2	0- 0	6- 2				
5- 4	0- 0	0- 1	AWAY	0- 1	1- 0	4- 2				
0- 0	0- 0	0- 0	NEUTRAL	0- 0	0- 0	0- 0				
3- 5	0- 0	0- 1	NON-CONFERENCE	0- 2	1- 0	2- 2				
2- 2	0- 0	0- 0	HOME	0- 1	0- 0	2- 1				
1- 3	0- 0	0- 1	AWAY	0- 1	1- 0	0- 1				
0- 0	0- 0	0- 0	NEUTRAL	0- 0	0- 0	0- 0				
8- 3	0- 0	0- 0	CONFERENCE	0- 1	0- 0	8- 2				
4- 2	0- 0	0- 0	HOME	0- 1	0- 0	4- 1				
4- 1	0- 0	0- 0	AWAY	0- 0	0- 0	4- 1				
0- 0	0- 0	0- 0	NEUTRAL	0- 0	0- 0	0- 0				

RPI 1-25				RPI 26-50				RPI 51-100				RPI 101+				Team's RPI: 207	
RPI	S	Opponent	Score	RPI	S	Opponent	Score	RPI	S	Opponent	Score	RPI	S	Opponent	Score		
				39	A	Pittsburgh	47 72	55	H	Youngstown St.	44 70	131	A	Appalachian St.	68 67		
								93	A	Virginia	47 75	156	H	High Point	61 58		
								100	H	Liberty	63 72	162	H	William & Mary	71 81		
												186	A	Virginia Tech	60 73		
												225	H	Winthrop	55 47		
												237	A	Presbyterian	43 35		
												246	A	Campbell	62 65		
												279	H	Norfolk St.	74 65		
												305	A	Gardner-Webb	76 60		
												305	H	Gardner-Webb	59 49		
												312	A	UNC Asheville	67 65		
												316	H	Wofford	60 59		
												324	H	Coastal Caro.	42 75		
												338	A	Longwood	78 60		
												349	H	Charleston So.	53 51		
LAST 12 Division I GAMES:																	
				305	H	Gardner-Webb	59 49	237	A	Presbyterian	43 35						
				156	H	High Point	61 58	349	H	Charleston So.	53 51						
				312	A	UNC Asheville	67 65	305	A	Gardner-Webb	76 60						
				246	A	Campbell	62 65	186	A	Virginia Tech	60 73						
				225	H	Winthrop	55 47	316	H	Wofford	60 59						
				338	A	Longwood	78 60	324	H	Coastal Caro.	42 75						

Non-Div I Games: West Virginia St. 52 **58**

Radford

## Rhode Island

Through Games Of Feb. 1, 2015

Average RPI Win:	213	WON-LOST	WINNING	LAST 10	STRENGTH OF	OPP. STRENGTH	TEAM	ADJ.	CONF.	ADJ CONF.
Average RPI Loss:	109	RECORD	PCT. RANK	GAMES	SCHEDULE	OF SCHEDULE	RPI	RPI	RPI	RPI
DIV. I ONLY	12- 8	117	5- 5	137	171	120	120	6	6	
DIV. I NON-CONF.	8- 4	92	3- 1	265	262	159	159	6	6	
TOTALS	RPI 1-25	RPI 26-50	W-L RECORDS	RPI 51-100	RPI 101-150	RPI 150+				
12- 8	0- 2	0- 0	OVERALL	1- 2	2- 3	9- 1				
5- 5	0- 1	0- 0	HOME	1- 2	1- 2	3- 0				
6- 3	0- 1	0- 0	AWAY	0- 0	1- 1	5- 1				
1- 0	0- 0	0- 0	NEUTRAL	0- 0	0- 0	1- 0				
8- 4	0- 0	0- 0	NON-CONFERENCE	0- 1	2- 2	6- 1				
3- 3	0- 0	0- 0	HOME	0- 1	1- 2	2- 0				
4- 1	0- 0	0- 0	AWAY	0- 0	1- 0	3- 1				
1- 0	0- 0	0- 0	NEUTRAL	0- 0	0- 0	1- 0				
4- 4	0- 2	0- 0	CONFERENCE	1- 1	0- 1	3- 0				
2- 2	0- 1	0- 0	HOME	1- 1	0- 0	1- 0				
2- 2	0- 1	0- 0	AWAY	0- 0	0- 1	2- 0				
0- 0	0- 0	0- 0	NEUTRAL	0- 0	0- 0	0- 0				

RPI 1-25				RPI 26-50				RPI 51-100				RPI 101+ Team's RPI: 120			
RPI	S	Opponent	Score	RPI	S	Opponent	Score	RPI	S	Opponent	Score	RPI	S	Opponent	Score
12	A	Dayton	33 77					60	H	East Carolina	38 66	115	A	VCU	48 64
13	H	George Washington	49 59					70	H	Duquesne	62 61	124	H	Marshall	45 61
								96	H	Richmond	50 54	136	H	Dartmouth	44 54
												144	H	Central Conn. St.	58 46
												147	A	Bryant	60 56
												175	H	La Salle	55 54
												217	A	George Mason	57 45
												219	N	Towson	60 49
												235	A	Providence	63 56
												236	A	Davidson	71 62
												258	A	UMass Lowell	75 66
												263	H	Brown	65 61
												294	A	LIU Brooklyn	66 49
												298	H	Boston U.	56 48
												317	A	Columbia	69 79
LAST 12 Division I GAMES:															
96	H	Richmond	50 54	115	A	VCU	48 64								
217	A	George Mason	57 45	70	H	Duquesne	62 61								
12	A	Dayton	33 77	136	H	Dartmouth	44 54								
175	H	La Salle	55 54	147	A	Bryant	60 56								
13	H	George Washington	49 59	298	H	Boston U.	56 48								
236	A	Davidson	71 62	235	A	Providence	63 56								

Non-Div I Games:

Rhode Island

■ Loss, 
 ■ Non-Conf, 
 ■ S Site, 
 ■ H Home 
 ■ A Away 
 N Neutral

Average RPI Win:	252	WON-LOST	WINNING	LAST 10	STRENGTH OF	OPP. STRENGTH	TEAM	ADJ.	CONF.	ADJ CONF.
Average RPI Loss:	158	RECORD	PCT. RANK	GAMES	SCHEDULE	OF SCHEDULE	RPI	RPI	RPI	RPI
DIV. I ONLY	7- 12	249	3- 7	216	262	262	262	17	17	
DIV. I NON-CONF.	5- 6	177	2- 2	103	311	200	200	18	18	
TOTALS	RPI 1-25	RPI 26-50	W-L RECORDS	RPI 51-100	RPI 101-150	RPI 150+				
7- 12	0- 1	0- 2	OVERALL	0- 0	0- 3	7- 6				
6- 4	0- 0	0- 1	HOME	0- 0	0- 1	6- 2				
1- 8	0- 1	0- 1	AWAY	0- 0	0- 2	1- 4				
0- 0	0- 0	0- 0	NEUTRAL	0- 0	0- 0	0- 0				
5- 6	0- 1	0- 2	NON-CONFERENCE	0- 0	0- 0	5- 3				
5- 2	0- 0	0- 1	HOME	0- 0	0- 0	5- 1				
0- 4	0- 1	0- 1	AWAY	0- 0	0- 0	0- 2				
0- 0	0- 0	0- 0	NEUTRAL	0- 0	0- 0	0- 0				
2- 6	0- 0	0- 0	CONFERENCE	0- 0	0- 3	2- 3				
1- 2	0- 0	0- 0	HOME	0- 0	0- 1	1- 1				
1- 4	0- 0	0- 0	AWAY	0- 0	0- 2	1- 2				
0- 0	0- 0	0- 0	NEUTRAL	0- 0	0- 0	0- 0				

RPI 1-25				RPI 26-50				RPI 51-100				RPI 101+ Team's RPI: 262			
RPI	S	Opponent	Score	RPI	S	Opponent	Score	RPI	S	Opponent	Score	RPI	S	Opponent	Score
21	A	Texas	54 77	28	A	Texas A&M	55 76					103	A	Louisiana Tech	71 88
				45	H	UALR	40 55					117	A	Southern Miss.	54 65
												125	H	Old Dominion	55 62
												176	H	Stephen F. Austin	59 70
												191	A	UTSA	62 58
												201	H	Charlotte	59 62
												206	H	Prairie View	70 58
												209	H	McNeese St.	57 55
												218	H	Lamar	97 63
												221	A	Texas Southern	63 69
												254	A	UTEP	51 54
												261	A	Houston	58 59
												275	H	A&M-Corpus Christi	59 54
												326	H	Alcorn	61 33
												340	A	North Texas	48 53
												340	H	North Texas	58 55
LAST 12 Division I GAMES:															
340	H	North Texas	58 55	254	A	UTEP	51 54								
103	A	Louisiana Tech	71 88	191	A	UTSA	62 58								
117	A	Southern Miss.	54 65	21	A	Texas	54 77								
201	H	Charlotte	59 62	218	H	Lamar	97 63								
125	H	Old Dominion	55 62	221	A	Texas Southern	63 69								
340	A	North Texas	48 53	209	H	McNeese St.	57 55								

Non-Div I Games:

Rice

■ Loss, 
■ Non-Conf, S Site, 
■ Home 
■ Away 
N Neutral

Average RPI Win:	217	WON-LOST	WINNING	LAST 10	STRENGTH OF	OPP. STRENGTH	TEAM	ADJ.	CONF.	ADJ CONF.
Average RPI Loss:	57	RECORD	PCT. RANK	GAMES	SCHEDULE	OF SCHEDULE	RPI	RPI	RPI	RPI
DIV. I ONLY	13- 8	102	6- 4	149	76	96	96	6	6	
DIV. I NON-CONF.	8- 5	123	3- 1	255	76	137	137	6	6	
TOTALS	RPI 1-25	RPI 26-50	W-L RECORDS	RPI 51-100	RPI 101-150	RPI 150+				
13- 8	0- 3	0- 0	OVERALL	0- 4	2- 1	11- 0				
7- 2	0- 1	0- 0	HOME	0- 1	1- 0	6- 0				
6- 4	0- 0	0- 0	AWAY	0- 1	1- 0	5- 0				
0- 2	0- 0	0- 0	NEUTRAL	0- 1	0- 1	0- 0				
8- 5	0- 1	0- 0	NON-CONFERENCE	0- 3	0- 1	8- 0				
4- 1	0- 0	0- 0	HOME	0- 1	0- 0	4- 0				
4- 2	0- 1	0- 0	AWAY	0- 1	0- 0	4- 0				
0- 2	0- 0	0- 0	NEUTRAL	0- 1	0- 1	0- 0				
5- 3	0- 2	0- 0	CONFERENCE	0- 1	2- 0	3- 0				
3- 1	0- 1	0- 0	HOME	0- 0	1- 0	2- 0				
2- 2	0- 1	0- 0	AWAY	0- 1	1- 0	1- 0				
0- 0	0- 0	0- 0	NEUTRAL	0- 0	0- 0	0- 0				

RPI 1-25				RPI 26-50				RPI 51-100 Team's RPI: 96				RPI 101+			
RPI	S	Opponent	Score	RPI	S	Opponent	Score	RPI	S	Opponent	Score	RPI	S	Opponent	Score
12	H	Dayton	62 76					52	N	Arkansas	55 74	119	N	Central Mich.	56 61
13	A	George Washington	67 77					63	A	Penn	47 49	120	A	Rhode Island	54 50
25	A	James Madison	68 79					86	A	Fordham	64 65	149	H	St. Bonaventure	67 61
								86	H	Hampton	53 64	162	A	William & Mary	59 56
												163	H	Wake Forest	79 72
												178	H	Massachusetts	64 44
												217	H	George Mason	77 49
												226	A	UAB	71 65
												235	H	Providence	75 59
												236	A	Davidson	56 48
												252	A	Eastern Ky.	70 56
												265	A	UNCW	77 67
												276	H	Georgetown	65 57
												338	H	Longwood	80 50
LAST 12 Division I GAMES:															
120	A	Rhode Island	54 50	13	A	George Washington	67 77								
12	H	Dayton	62 76	149	H	St. Bonaventure	67 61								
178	H	Massachusetts	64 44	86	A	Fordham	64 65								
236	A	Davidson	56 48	226	A	UAB	71 65								
217	H	George Mason	77 49	162	A	William & Mary	59 56								
63	A	Penn	47 49	252	A	Eastern Ky.	70 56								

Non-Div I Games:

Richmond

■ Loss, 
 ■ Non-Conf, S Site, 
 ■ Home 
 ■ Away 
 N Neutral

Average RPI Win: <b>224</b>	WON-LOST	WINNING	LAST 10	STRENGTH OF	OPP. STRENGTH	TEAM	ADJ.	CONF.	ADJ CONF.
Average RPI Loss: <b>209</b>	RECORD	PCT. RANK	GAMES	SCHEDULE	OF SCHEDULE	RPI	RPI	RPI	RPI
DIV. I ONLY	7- 14	265	4- 6	322	229	285	285	24	24
DIV. I NON-CONF.	3- 7	250	1- 2	313	242	280	280	23	23
TOTALS	RPI 1-25	RPI 26-50	W-L RECORDS	RPI 51-100	RPI 101-150	RPI 150+			
7- 14	0- 0	0- 1	OVERALL	0- 0	1- 1	6- 12			
3- 4	0- 0	0- 0	HOME	0- 0	0- 0	3- 4			
4- 9	0- 0	0- 1	AWAY	0- 0	1- 1	3- 7			
0- 1	0- 0	0- 0	NEUTRAL	0- 0	0- 0	0- 1			
3- 7	0- 0	0- 1	NON-CONFERENCE	0- 0	1- 0	2- 6			
1- 1	0- 0	0- 0	HOME	0- 0	0- 0	1- 1			
2- 5	0- 0	0- 1	AWAY	0- 0	1- 0	1- 4			
0- 1	0- 0	0- 0	NEUTRAL	0- 0	0- 0	0- 1			
4- 7	0- 0	0- 0	CONFERENCE	0- 0	0- 1	4- 6			
2- 3	0- 0	0- 0	HOME	0- 0	0- 0	2- 3			
2- 4	0- 0	0- 0	AWAY	0- 0	0- 1	2- 3			
0- 0	0- 0	0- 0	NEUTRAL	0- 0	0- 0	0- 0			

RPI 1-25			RPI 26-50			RPI 51-100			RPI 101+ Team's RPI: 285		
RPI	S	Opponent	Score	RPI	S	Opponent	Score	RPI	S	Opponent	Score
				32	A	Seton Hall	47 66				
								125	A	Old Dominion	59 56
								126	A	Marist	46 60
								152	A	Fairfield	40 43
								152	H	Fairfield	47 59
								171	H	Lafayette	48 66
								177	A	Siena	56 49
								187	A	Delaware	53 68
								190	A	Iona	85 81
								190	H	Iona	51 71
								199	A	Penn St.	51 85
								219	A	Towson	51 53
								238	H	Monmouth	62 66
								244	H	Niagara	61 56
								245	H	Canisius	52 51
								290	H	UMBC	67 55
								294	A	LIU Brooklyn	59 56
								304	A	Manhattan	52 55
								308	N	St. Francis Brooklyn	60 71
								314	A	Binghamton	67 72
								330	A	Saint Peter's	49 50
LAST 12 Division I GAMES:											
245	H	Canisius	52 51	238	H	Monmouth	62 66				
177	A	Siena	56 49	304	A	Manhattan	52 55				
152	A	Fairfield	40 43	330	A	Saint Peter's	49 50				
190	A	Iona	85 81	187	A	Delaware	53 68				
244	H	Niagara	61 56	314	A	Binghamton	67 72				
152	H	Fairfield	47 59	290	H	UMBC	67 55				

Non-Div I Games:

Rider

■ Loss, 
■ Non-Conf, 
■ S Site, 
■ H Home 
■ A Away 
N Neutral

Average RPI Win:	281	WON-LOST	WINNING	LAST 10	STRENGTH OF	OPP. STRENGTH	TEAM	ADJ.	CONF.	ADJ CONF.
Average RPI Loss:	126	RECORD	PCT. RANK	GAMES	SCHEDULE	OF SCHEDULE	RPI	RPI	RPI	RPI
DIV. I ONLY	9- 11	197	7- 3	217	283	196	196	27	27	
DIV. I NON-CONF.	2- 9	297	0- 3	108	165	231	231	28	28	
TOTALS	RPI 1-25	RPI 26-50	W-L RECORDS	RPI 51-100	RPI 101-150	RPI 150+				
9- 11	0- 1	0- 0	OVERALL	0- 3	1- 4	8- 3				
4- 3	0- 0	0- 0	HOME	0- 2	1- 0	3- 1				
5- 8	0- 1	0- 0	AWAY	0- 1	0- 4	5- 2				
0- 0	0- 0	0- 0	NEUTRAL	0- 0	0- 0	0- 0				
2- 9	0- 1	0- 0	NON-CONFERENCE	0- 3	0- 3	2- 2				
0- 3	0- 0	0- 0	HOME	0- 2	0- 0	0- 1				
2- 6	0- 1	0- 0	AWAY	0- 1	0- 3	2- 1				
0- 0	0- 0	0- 0	NEUTRAL	0- 0	0- 0	0- 0				
7- 2	0- 0	0- 0	CONFERENCE	0- 0	1- 1	6- 1				
4- 0	0- 0	0- 0	HOME	0- 0	1- 0	3- 0				
3- 2	0- 0	0- 0	AWAY	0- 0	0- 1	3- 1				
0- 0	0- 0	0- 0	NEUTRAL	0- 0	0- 0	0- 0				

RPI 1-25				RPI 26-50				RPI 51-100				RPI 101+ Team's RPI: 196			
RPI	S	Opponent	Score	RPI	S	Opponent	Score	RPI	S	Opponent	Score	RPI	S	Opponent	Score
5	A	Iowa	67 85					55	H	Youngstown St.	65 73	106	A	Cornell	59 70
								70	H	Duquesne	57 71	124	A	Marshall	46 62
								95	A	Illinois	48 66	130	A	Hofstra	51 71
												144	A	Central Conn. St.	46 63
												147	H	Bryant	87 84
												165	A	Xavier	65 70
												175	H	La Salle	61 75
												220	H	Sacred Heart	76 65
												290	A	UMBC	84 60
												300	A	Mt. St. Mary's	68 44
												300	H	Mt. St. Mary's	66 44
												308	A	St. Francis Brooklyn	69 64
												308	H	St. Francis Brooklyn	67 64
												321	A	Saint Francis (PA)	68 71
												325	A	Wagner	86 47
												328	A	Coppin St.	75 58
LAST 12 Division I GAMES:															
147	H	Bryant	87 84	144	A	Central Conn. St.	46 63								
300	A	Mt. St. Mary's	68 44	321	A	Saint Francis (PA)	68 71								
308	A	St. Francis Brooklyn	69 64	300	H	Mt. St. Mary's	66 44								
220	H	Sacred Heart	76 65	124	A	Marshall	46 62								
308	H	St. Francis Brooklyn	67 64	106	A	Cornell	59 70								
325	A	Wagner	86 47	55	H	Youngstown St.	65 73								

Non-Div I Games:

Robert Morris

■ Loss, 
 ■ Non-Conf, 
 ■ S Site, 
 ■ H Home 
 ■ A Away 
 N Neutral

Average RPI Win: 156		WON-LOST	WINNING	LAST 10	STRENGTH OF	OPP. STRENGTH	TEAM	ADJ.	CONF.	ADJ CONF.
Average RPI Loss: 13		RECORD	PCT. RANK	GAMES	SCHEDULE	OF SCHEDULE	RPI	RPI	RPI	RPI
DIV. I ONLY		16- 5	38	7- 3	120	1	49	49	4	4
DIV. I NON-CONF.		9- 2	35	1- 1	232	12	72	72	1	1
TOTALS		RPI 1-25	RPI 26-50	W-L RECORDS		RPI 51-100	RPI 101-150	RPI 150+		
16- 5	0- 4	2- 1		OVERALL		3- 0	3- 0	8- 0		
7- 4	0- 4	2- 0		HOME		0- 0	1- 0	4- 0		
9- 1	0- 0	0- 1		AWAY		3- 0	2- 0	4- 0		
0- 0	0- 0	0- 0		NEUTRAL		0- 0	0- 0	0- 0		
9- 2	0- 2	0- 0		NON-CONFERENCE		2- 0	1- 0	6- 0		
4- 2	0- 2	0- 0		HOME		0- 0	1- 0	3- 0		
5- 0	0- 0	0- 0		AWAY		2- 0	0- 0	3- 0		
0- 0	0- 0	0- 0		NEUTRAL		0- 0	0- 0	0- 0		
7- 3	0- 2	2- 1		CONFERENCE		1- 0	2- 0	2- 0		
3- 2	0- 2	2- 0		HOME		0- 0	0- 0	1- 0		
4- 1	0- 0	0- 1		AWAY		1- 0	2- 0	1- 0		
0- 0	0- 0	0- 0		NEUTRAL		0- 0	0- 0	0- 0		

RPI	S	Opponent	Score	RPI	S	Opponent	Score	Team's RPI: 49	RPI	S	Opponent	Score	RPI	S	Opponent	Score
1	H	Tennessee	45 55	33	H	Minnesota	66 61		52	A	Arkansas	64 52	112	H	Saint Joseph's	76 52
4	H	Maryland	59 71	37	A	Ohio St.	68 85		54	A	Purdue	58 49	129	A	Wisconsin	73 63
5	H	Iowa	72 79	41	H	Michigan	81 68		79	A	LSU	64 57	143	A	Indiana	66 51
17	H	North Carolina	93 96										155	A	Temple	88 55
													190	A	Iona	66 58
													199	A	Penn St.	71 51
													199	H	Penn St.	76 65
													236	H	Davidson	100 44
													269	H	Northeastern	74 60
													273	H	Colgate	60 44
													325	A	Wagner	81 53
LAST 12 Division I GAMES:																
199	H	Penn St.	76 65	41	H	Michigan	81 68		5	H	Iowa	72 79				
54	A	Purdue	58 49	37	A	Ohio St.	68 85		143	A	Indiana	66 51				
33	H	Minnesota	66 61	190	A	Iona	66 58		1	H	Tennessee	45 55				
129	A	Wisconsin	73 63													
4	H	Maryland	59 71													
199	A	Penn St.	71 51													

Non-Div I Games:

Rutgers

■ Loss, 
 ■ Non-Conf, S Site, 
 ■ Home 
 ■ Away 
 N Neutral

S  
I  
U  
ES  
I  
U  
E

SIUE

Page 240



SMU				STRENGTH OF SCHEDULE	OPP. STRENGTH OF SCHEDULE	TEAM RPI	ADJ. RPI	CONF. RPI	ADJ CONF. RPI
Average RPI Win:	281	WON-LOST RECORD	WINNING PCT. RANK						
Average RPI Loss:	101		LAST 10 GAMES						
DIV. I ONLY	4- 16	310	0- 10	59	95	255	255	7	7
DIV. I NON-CONF.	4- 7	219	0- 3	144	172	253	253	9	9
-----									
TOTALS	RPI 1-25	RPI 26-50	W-L RECORDS	RPI 51-100	RPI 101-150	RPI 150+			
4- 16	0- 4	0- 2	OVERALL	0- 3	0- 2	4- 5			
4- 7	0- 1	0- 1	HOME	0- 2	0- 0	4- 3			
0- 7	0- 3	0- 1	AWAY	0- 1	0- 0	0- 2			
0- 2	0- 0	0- 0	NEUTRAL	0- 0	0- 2	0- 0			
4- 7	0- 1	0- 1	NON-CONFERENCE	0- 2	0- 2	4- 1			
4- 3	0- 0	0- 1	HOME	0- 1	0- 0	4- 1			
0- 2	0- 1	0- 0	AWAY	0- 1	0- 0	0- 0			
0- 2	0- 0	0- 0	NEUTRAL	0- 0	0- 2	0- 0			
0- 9	0- 3	0- 1	CONFERENCE	0- 1	0- 0	0- 4			
0- 4	0- 1	0- 0	HOME	0- 1	0- 0	0- 2			
0- 5	0- 2	0- 1	AWAY	0- 0	0- 0	0- 2			
0- 0	0- 0	0- 0	NEUTRAL	0- 0	0- 0	0- 0			

RPI 1-25				RPI 26-50				RPI 51-100				RPI 101+ Team's RPI: 255			
RPI	S	Opponent	Score	RPI	S	Opponent	Score	RPI	S	Opponent	Score	RPI	S	Opponent	Score
6	A	UConn	45 96	28	H	Texas A&M	62 70	60	H	East Carolina	49 67	105	N	Indiana St.	55 64
6	H	UConn	28 87	48	A	Tulane	58 60	72	A	TCU	63 73	141	N	Auburn	43 56
10	A	Arizona St.	42 77					76	H	Southern California	57 64	155	A	Temple	64 77
19	A	South Fla.	59 82									174	A	Tulsa	58 74
												193	H	Eastern Wash.	69 53
												214	H	Northern Colo.	44 57
												243	H	UCF	57 61
												254	H	UTEP	63 59
												261	H	Houston	45 63
												335	H	Florida A&M	77 46
												340	H	North Texas	62 55
LAST 12 Division I GAMES:															
174	A	Tulsa	58 74	261	H	Houston	45 63								
243	H	UCF	57 61	155	A	Temple	64 77								
60	H	East Carolina	49 67	6	A	UConn	45 96								
48	A	Tulane	58 60	141	N	Auburn	43 56								
19	A	South Fla.	59 82	105	N	Indiana St.	55 64								
6	H	UConn	28 87	28	H	Texas A&M	62 70								

Non-Div I Games:

SMU

■ Loss, 
 ■ Non-Conf, 
 ■ S Site, 
 ■ Home 
 ■ A Away 
 N Neutral

Average RPI Win:	<b>199</b>	WON-LOST	WINNING	LAST 10	STRENGTH OF	OPP. STRENGTH	TEAM	ADJ.	CONF.	ADJ CONF.
Average RPI Loss:	<b>132</b>	RECORD	PCT. RANK	GAMES	SCHEDULE	OF SCHEDULE	RPI	RPI	RPI	RPI
DIV. I ONLY	<b>9- 12</b>	<b>212</b>	<b>7- 3</b>	<b>112</b>	<b>154</b>	<b>142</b>	<b>142</b>	<b>22</b>	<b>22</b>	
DIV. I NON-CONF.	<b>2- 9</b>	<b>297</b>	<b>1- 1</b>	<b>105</b>	<b>28</b>	<b>250</b>	<b>250</b>	<b>22</b>	<b>22</b>	
TOTALS	RPI 1-25	RPI 26-50	W-L RECORDS	RPI 51-100	RPI 101-150	RPI 150+				
9- 12	0- 2	0- 0	OVERALL	0- 3	2- 3	7- 4				
6- 1	0- 0	0- 0	HOME	0- 0	2- 1	4- 0				
3- 11	0- 2	0- 0	AWAY	0- 3	0- 2	3- 4				
0- 0	0- 0	0- 0	NEUTRAL	0- 0	0- 0	0- 0				
2- 9	0- 2	0- 0	NON-CONFERENCE	0- 3	1- 2	1- 2				
2- 1	0- 0	0- 0	HOME	0- 0	1- 1	1- 0				
0- 8	0- 2	0- 0	AWAY	0- 3	0- 1	0- 2				
0- 0	0- 0	0- 0	NEUTRAL	0- 0	0- 0	0- 0				
7- 3	0- 0	0- 0	CONFERENCE	0- 0	1- 1	6- 2				
4- 0	0- 0	0- 0	HOME	0- 0	1- 0	3- 0				
3- 3	0- 0	0- 0	AWAY	0- 0	0- 1	3- 2				
0- 0	0- 0	0- 0	NEUTRAL	0- 0	0- 0	0- 0				

RPI 1-25				RPI 26-50				RPI 51-100				RPI 101+ Team's RPI: 142			
RPI	S	Opponent	Score	RPI	S	Opponent	Score	RPI	S	Opponent	Score	RPI	S	Opponent	Score
9	A	Oregon St.	61 <b>109</b>					58	A	St. Mary's (CA)	91 <b>99</b>	107	A	CSUN	66 <b>81</b>
23	A	California	94 <b>107</b>					76	A	Southern California	99 <b>101</b>	118	H	North Dakota	93 86
								84	A	UCLA	83 <b>92</b>	123	A	Montana	86 <b>94</b>
												128	H	UC Davis	82 <b>90</b>
												133	H	New Mexico St.	93 85
												173	A	Idaho	107 89
												193	A	Eastern Wash.	73 67
												204	A	San Diego St.	91 <b>99</b>
												212	A	Montana St.	64 <b>91</b>
												214	H	Northern Colo.	76 71
												216	H	Idaho St.	84 53
												224	A	Southern Utah	69 67
												250	A	San Jose St.	94 <b>102</b>
												257	H	Utah St.	102 92
												259	H	Weber St.	108 65
												309	A	Northern Ariz.	60 <b>64</b>
LAST 12 Division I GAMES:															
123	A	Montana	86 <b>94</b>	214	H	Northern Colo.	76 71								
212	A	Montana St.	64 <b>91</b>	118	H	North Dakota	93 86								
259	H	Weber St.	108 65	224	A	Southern Utah	69 67								
216	H	Idaho St.	84 53	309	A	Northern Ariz.	60 <b>64</b>								
193	A	Eastern Wash.	73 67	250	A	San Jose St.	94 <b>102</b>								
173	A	Idaho	107 89	257	H	Utah St.	102 92								

Non-Div I Games:

Sacramento St.

■ Loss, 
 ■ Non-Conf, S Site, 
 ■ Home 
 ■ Away 
 N Neutral

## Sacred Heart

Through Games Of Feb. 1, 2015

Average RPI Win:	241	WON-LOST	WINNING	LAST 10	STRENGTH OF	OPP. STRENGTH	TEAM	ADJ.	CONF.	ADJ CONF.
Average RPI Loss:	169	RECORD	PCT. RANK	GAMES	SCHEDULE	OF SCHEDULE	RPI	RPI	RPI	RPI
DIV. I ONLY	8- 9	193	5- 5	245	285	220	220	27	27	
DIV. I NON-CONF.	4- 5	188	1- 3	117	221	142	142	28	28	
TOTALS	RPI 1-25	RPI 26-50	W-L RECORDS	RPI 51-100	RPI 101-150	RPI 150+				
8- 9	0- 0	0- 0	OVERALL	2- 1	0- 4	6- 4				
4- 3	0- 0	0- 0	HOME	0- 0	0- 2	4- 1				
4- 5	0- 0	0- 0	AWAY	2- 0	0- 2	2- 3				
0- 1	0- 0	0- 0	NEUTRAL	0- 1	0- 0	0- 0				
4- 5	0- 0	0- 0	NON-CONFERENCE	2- 1	0- 2	2- 2				
1- 2	0- 0	0- 0	HOME	0- 0	0- 1	1- 1				
3- 2	0- 0	0- 0	AWAY	2- 0	0- 1	1- 1				
0- 1	0- 0	0- 0	NEUTRAL	0- 1	0- 0	0- 0				
4- 4	0- 0	0- 0	CONFERENCE	0- 0	0- 2	4- 2				
3- 1	0- 0	0- 0	HOME	0- 0	0- 1	3- 0				
1- 3	0- 0	0- 0	AWAY	0- 0	0- 1	1- 2				
0- 0	0- 0	0- 0	NEUTRAL	0- 0	0- 0	0- 0				

RPI 1-25			RPI 26-50			RPI 51-100			RPI 101+			Team's RPI: 220
RPI	S	Opponent	Score	RPI	S	Opponent	Score	RPI	S	Opponent	Score	
						67 N Drexel	54 61	101 H Lehigh		77 85		
						85 A Villanova	72 49	135 A Hartford		63 68		
						92 A Maine	59 58	144 H Central Conn. St.		49 62		
								147 A Bryant		67 71		
								177 H Siena		65 75		
								190 A Iona		82 80		
								196 A Robert Morris		65 76		
								263 A Brown		56 66		
								294 A LIU Brooklyn		74 77		
								300 H Mt. St. Mary's		71 64		
								308 H St. Francis Brooklyn		71 55		
								313 H Vermont		76 66		
								321 A Saint Francis (PA)		101 90		
								321 H Saint Francis (PA)		82 77		
LAST 12 Division I GAMES:												
300	H	Mt. St. Mary's	71 64	144	H	Central Conn. St.	49 62					
147	A	Bryant	67 71	308	H	St. Francis Brooklyn	71 55					
196	A	Robert Morris	65 76	85	A	Villanova	72 49					
321	A	Saint Francis (PA)	101 90	177	H	Siena	65 75					
294	A	LIU Brooklyn	74 77	135	A	Hartford	63 68					
321	H	Saint Francis (PA)	82 77	67	N	Drexel	54 61					

Non-Div I Games: Bridgeport 84 41

Sacred Heart

Loss, Non-Conf, S Site, H Home A Away N Neutral

Average RPI Win:	<b>282</b>	WON-LOST	WINNING	LAST 10	STRENGTH OF	OPP. STRENGTH	TEAM	ADJ.	CONF.	ADJ CONF.
Average RPI Loss:	<b>181</b>	RECORD	PCT. RANK	GAMES	SCHEDULE	OF SCHEDULE	RPI	RPI	RPI	RPI
DIV. I ONLY	<b>3- 17</b>	<b>326</b>	<b>2- 8</b>	<b>229</b>	<b>271</b>	<b>321</b>	<b>321</b>	<b>27</b>	<b>27</b>	
DIV. I NON-CONF.	<b>1- 10</b>	<b>330</b>	<b>1- 2</b>	<b>82</b>	<b>137</b>	<b>269</b>	<b>269</b>	<b>28</b>	<b>28</b>	
TOTALS	RPI 1-25	RPI 26-50	W-L RECORDS	RPI 51-100	RPI 101-150	RPI 150+				
3- 17	0- 1	0- 2	OVERALL	0- 2	0- 2	3- 10				
1- 9	0- 0	0- 0	HOME	0- 0	0- 1	1- 8				
1- 8	0- 1	0- 2	AWAY	0- 2	0- 1	1- 2				
1- 0	0- 0	0- 0	NEUTRAL	0- 0	0- 0	1- 0				
1- 10	0- 1	0- 2	NON-CONFERENCE	0- 2	0- 1	1- 4				
0- 5	0- 0	0- 0	HOME	0- 0	0- 1	0- 4				
0- 5	0- 1	0- 2	AWAY	0- 2	0- 0	0- 0				
1- 0	0- 0	0- 0	NEUTRAL	0- 0	0- 0	1- 0				
2- 7	0- 0	0- 0	CONFERENCE	0- 0	0- 1	2- 6				
1- 4	0- 0	0- 0	HOME	0- 0	0- 0	1- 4				
1- 3	0- 0	0- 0	AWAY	0- 0	0- 1	1- 2				
0- 0	0- 0	0- 0	NEUTRAL	0- 0	0- 0	0- 0				

RPI 1-25				RPI 26-50				RPI 51-100				RPI 101+ Team's RPI: 321			
RPI	S	Opponent	Score	RPI	S	Opponent	Score	RPI	S	Opponent	Score	RPI	S	Opponent	Score
1	A	Tennessee	44 <b>111</b>	37	A	Ohio St.	97 <b>113</b>	61	A	West Virginia	46 <b>101</b>	121	H	East Tenn. St.	63 <b>79</b>
				39	A	Pittsburgh	59 <b>97</b>	70	A	Duquesne	52 <b>92</b>	147	A	Bryant	83 <b>87</b>
												159	H	Buffalo	80 <b>88</b>
												196	H	Robert Morris	71 68
												217	H	George Mason	77 <b>86</b>
												220	A	Sacred Heart	77 <b>82</b>
												220	H	Sacred Heart	90 <b>101</b>
												245	H	Canisius	74 <b>87</b>
												284	H	Bowling Green	62 <b>76</b>
												300	A	Mt. St. Mary's	64 <b>74</b>
												308	H	St. Francis Brooklyn	55 <b>70</b>
												323	H	Fairleigh Dickinson	65 <b>78</b>
												324	N	Coastal Caro.	75 72
												325	A	Wagner	87 74
												325	H	Wagner	60 <b>76</b>
LAST 12 Division I GAMES:															
323	H	Fairleigh Dickinson	65 <b>78</b>	220	A	Sacred Heart	77 <b>82</b>								
325	A	Wagner	87 74	196	H	Robert Morris	71 68								
300	A	Mt. St. Mary's	64 <b>74</b>	325	H	Wagner	60 <b>76</b>								
308	H	St. Francis Brooklyn	55 <b>70</b>	61	A	West Virginia	46 <b>101</b>								
220	H	Sacred Heart	90 <b>101</b>	39	A	Pittsburgh	59 <b>97</b>								
147	A	Bryant	83 <b>87</b>	324	N	Coastal Caro.	75 72								

Non-Div I Games:

Saint Francis (PA)

■ Loss, 
 ■ Non-Conf, 
 ■ S Site, 
 ■ H Home 
 ■ A Away 
 N Neutral

## Saint Joseph's

Through Games Of Feb. 1, 2015

Average RPI Win:	165	WON-LOST	WINNING	LAST 10	STRENGTH OF	OPP. STRENGTH	TEAM	ADJ.	CONF.	ADJ CONF.
Average RPI Loss:	73	RECORD	PCT. RANK	GAMES	SCHEDULE	OF SCHEDULE	RPI	RPI	RPI	RPI
DIV. I ONLY	7- 13	257	4- 6	12	93	112	112	6	6	
DIV. I NON-CONF.	4- 8	233	1- 3	3	109	96	96	6	6	
TOTALS	RPI 1-25	RPI 26-50	W-L RECORDS	RPI 51-100	RPI 101-150	RPI 150+				
7- 13	0- 2	0- 3	OVERALL	1- 5	3- 1	3- 2				
5- 3	0- 0	0- 1	HOME	1- 0	3- 1	1- 1				
1- 10	0- 2	0- 2	AWAY	0- 5	0- 0	1- 1				
1- 0	0- 0	0- 0	NEUTRAL	0- 0	0- 0	1- 0				
4- 8	0- 1	0- 3	NON-CONFERENCE	1- 3	1- 1	2- 0				
3- 2	0- 0	0- 1	HOME	1- 0	1- 1	1- 0				
0- 6	0- 1	0- 2	AWAY	0- 3	0- 0	0- 0				
1- 0	0- 0	0- 0	NEUTRAL	0- 0	0- 0	1- 0				
3- 5	0- 1	0- 0	CONFERENCE	0- 2	2- 0	1- 2				
2- 1	0- 0	0- 0	HOME	0- 0	2- 0	0- 1				
1- 4	0- 1	0- 0	AWAY	0- 2	0- 0	1- 1				
0- 0	0- 0	0- 0	NEUTRAL	0- 0	0- 0	0- 0				

RPI 1-25				RPI 26-50				RPI 51-100				RPI 101+ Team's RPI: 112			
RPI	S	Opponent	Score	RPI	S	Opponent	Score	RPI	S	Opponent	Score	RPI	S	Opponent	Score
2	A	Notre Dame	50 64	32	A	Seton Hall	60 77	63	A	Penn	51 65	101	H	Lehigh	71 73
13	A	George Washington	69 83	36	H	Quinnipiac	67 69	67	A	Drexel	63 76	107	H	CSUN	61 54
				49	A	Rutgers	52 76	70	A	Duquesne	54 63	115	H	VCU	63 46
								85	H	Villanova	58 54	149	H	St. Bonaventure	66 48
								86	A	Fordham	47 57	155	H	Temple	78 74
								100	A	Liberty	75 76	158	A	Saint Louis	51 52
												178	H	Massachusetts	47 65
												236	A	Davidson	57 52
												308	N	St. Francis Brooklyn	64 42
LAST 12 Division I GAMES:															
236	A	Davidson	57 52	13	A	George Washington	69 83	115	H	VCU	63 46	107	H	CSUN	61 54
158	A	Saint Louis	51 52	36	H	Quinnipiac	67 69	2	A	Notre Dame	50 64	63	A	Penn	51 65
149	H	St. Bonaventure	66 48	70	A	Duquesne	54 63								
86	A	Fordham	47 57	86	A	Fordham	47 57								
178	H	Massachusetts	47 65	85	H	Villanova	58 54								

Non-Div I Games:

Saint Joseph's

■ Loss, 
 ■ Non-Conf, 
 ■ S Site, 
 ■ H Home 
 ■ A Away 
 N Neutral

## Saint Louis

Through Games Of Feb. 1, 2015

Average RPI Win:	201	WON-LOST	WINNING	LAST 10	STRENGTH OF	OPP. STRENGTH	TEAM	ADJ.	CONF.	ADJ CONF.
Average RPI Loss:	132	RECORD	PCT. RANK	GAMES	SCHEDULE	OF SCHEDULE	RPI	RPI	RPI	RPI
DIV. I ONLY	10- 11	180	5- 5	159	138	158	158	6	6	
DIV. I NON-CONF.	6- 6	158	3- 0	209	266	176	176	6	6	
TOTALS	RPI 1-25	RPI 26-50	W-L RECORDS	RPI 51-100	RPI 101-150	RPI 150+				
10- 11	0- 1	0- 1	OVERALL	1- 1	1- 4	8- 4				
4- 4	0- 0	0- 0	HOME	1- 0	1- 2	2- 2				
5- 6	0- 1	0- 1	AWAY	0- 1	0- 2	5- 1				
1- 1	0- 0	0- 0	NEUTRAL	0- 0	0- 0	1- 1				
6- 6	0- 0	0- 1	NON-CONFERENCE	0- 0	0- 3	6- 2				
2- 2	0- 0	0- 0	HOME	0- 0	0- 1	2- 1				
3- 3	0- 0	0- 1	AWAY	0- 0	0- 2	3- 0				
1- 1	0- 0	0- 0	NEUTRAL	0- 0	0- 0	1- 1				
4- 5	0- 1	0- 0	CONFERENCE	1- 1	1- 1	2- 2				
2- 2	0- 0	0- 0	HOME	1- 0	1- 1	0- 1				
2- 3	0- 1	0- 0	AWAY	0- 1	0- 0	2- 1				
0- 0	0- 0	0- 0	NEUTRAL	0- 0	0- 0	0- 0				

RPI 1-25				RPI 26-50				RPI 51-100				RPI 101+ Team's RPI: 158			
RPI	S	Opponent	Score	RPI	S	Opponent	Score	RPI	S	Opponent	Score	RPI	S	Opponent	Score
12	A	Dayton	72 87	44	A	Vanderbilt	57 75	70	A	Duquesne	64 77	105	A	Indiana St.	60 63
								86	H	Fordham	54 50	105	H	Indiana St.	58 68
												112	H	Saint Joseph's	52 51
												113	A	Missouri	55 74
												115	H	VCU	54 59
												169	H	Ball St.	73 68
												174	A	Tulsa	63 58
												175	A	La Salle	76 47
												178	A	Massachusetts	75 67
												182	H	SIUE	74 63
												198	H	Mercer	75 80
												217	A	George Mason	57 66
												234	N	Austin Peay	81 86
												236	H	Davidson	50 53
												297	A	Southeast Mo. St.	74 56
												299	A	Eastern Ill.	63 49
												336	N	Utah Valley	68 66
LAST 12 Division I GAMES:															
12	A	Dayton	72 87	115	H	VCU	54 59								
112	H	Saint Joseph's	52 51	178	A	Massachusetts	75 67								
86	H	Fordham	54 50	217	A	George Mason	57 66								
175	A	La Salle	76 47	169	H	Ball St.	73 68								
236	H	Davidson	50 53	299	A	Eastern Ill.	63 49								
70	A	Duquesne	64 77	336	N	Utah Valley	68 66								

Non-Div I Games: Mo.-St. Louis 68 49

Saint Louis

Loss, Non-Conf, S Site, H Home A Away N Neutral

## Saint Peter's

Through Games Of Feb. 1, 2015

Average RPI Win:	265	WON-LOST	WINNING	LAST 10	STRENGTH OF	OPP. STRENGTH	TEAM	ADJ.	CONF.	ADJ CONF.
Average RPI Loss:	182	RECORD	PCT. RANK	GAMES	SCHEDULE	OF SCHEDULE	RPI	RPI	RPI	RPI
DIV. I ONLY	2- 18	339	1- 8	197	302	330	330	24	24	
DIV. I NON-CONF.	0- 9	338	0- 2	170	327	339	339	23	23	
TOTALS	RPI 1-25	RPI 26-50	W-L RECORDS	RPI 51-100	RPI 101-150	RPI 150+				
2- 18	0- 0	0- 2	OVERALL	0- 0	0- 3	2- 13				
2- 8	0- 0	0- 1	HOME	0- 0	0- 2	2- 5				
0- 9	0- 0	0- 0	AWAY	0- 0	0- 0	0- 1				
0- 1	0- 0	0- 0	NEUTRAL	0- 0	0- 0	0- 1				
0- 9	0- 0	0- 1	NON-CONFERENCE	0- 0	0- 2	0- 6				
0- 4	0- 0	0- 0	HOME	0- 0	0- 2	0- 2				
0- 4	0- 0	0- 1	AWAY	0- 0	0- 0	0- 3				
0- 1	0- 0	0- 0	NEUTRAL	0- 0	0- 0	0- 1				
2- 9	0- 0	0- 1	CONFERENCE	0- 0	0- 1	2- 7				
2- 4	0- 0	0- 1	HOME	0- 0	0- 0	2- 3				
0- 5	0- 0	0- 0	AWAY	0- 0	0- 1	0- 4				
0- 0	0- 0	0- 0	NEUTRAL	0- 0	0- 0	0- 0				

RPI 1-25			RPI 26-50			RPI 51-100			RPI 101+			Team's RPI: 330
RPI	S	Opponent	Score	RPI	S	Opponent	Score	RPI	S	Opponent	Score	
				32	A	Seton Hall	45 75					
				36	H	Quinnipiac	50 81					
								101	H	Lehigh	58 70	
								116	H	Yale	45 53	
								126	A	Marist	51 77	
								152	A	Fairfield	46 57	
								152	H	Fairfield	47 57	
								171	H	Lafayette	34 49	
								177	H	Siena	40 65	
								190	A	Iona	43 77	
								200	A	Stony Brook	40 56	
								202	A	Navy	35 71	
								244	A	Niagara	40 73	
								244	H	Niagara	65 58	
								245	A	Canisius	50 75	
								245	H	Canisius	45 57	
								256	A	Loyola Maryland	49 59	
								285	H	Rider	50 49	
								308	N	St. Francis Brooklyn	36 48	
								323	H	Fairleigh Dickinson	59 76	
LAST 12 Division I GAMES:												
				36	H	Quinnipiac	50 81					
				244	H	Niagara	65 58					
				126	A	Marist	51 77					
				152	H	Fairfield	47 57					
				245	H	Canisius	45 57					
				116	H	Yale	45 53					
				190	A	Iona	43 77					
				152	A	Fairfield	46 57					
				177	H	Siena	40 65					
				285	H	Rider	50 49					
				171	H	Lafayette	34 49					
				202	A	Navy	35 71					

Non-Div I Games:

Saint Peter's

■ Loss, 
 ■ Non-Conf, 
 ■ S Site, 
 ■ H Home 
 ■ A Away 
 N Neutral

Average RPI Win:	274	WON-LOST	WINNING	LAST 10	STRENGTH OF	OPP. STRENGTH	TEAM	ADJ.	CONF.	ADJ CONF.
Average RPI Loss:	169	RECORD	PCT. RANK	GAMES	SCHEDULE	OF SCHEDULE	RPI	RPI	RPI	RPI
DIV. I ONLY	6- 13	275	5- 5	248	298	282	282	28	28	
DIV. I NON-CONF.	1- 8	322	0- 2	94	203	287	287	27	27	
TOTALS	RPI 1-25	RPI 26-50	W-L RECORDS	RPI 51-100	RPI 101-150	RPI 150+				
6- 13	0- 0	0- 0	OVERALL	0- 5	0- 1	6- 7				
4- 4	0- 0	0- 0	HOME	0- 0	0- 0	4- 4				
2- 7	0- 0	0- 0	AWAY	0- 4	0- 1	2- 2				
0- 2	0- 0	0- 0	NEUTRAL	0- 1	0- 0	0- 1				
1- 8	0- 0	0- 0	NON-CONFERENCE	0- 5	0- 1	1- 2				
1- 1	0- 0	0- 0	HOME	0- 0	0- 0	1- 1				
0- 5	0- 0	0- 0	AWAY	0- 4	0- 1	0- 0				
0- 2	0- 0	0- 0	NEUTRAL	0- 1	0- 0	0- 1				
5- 5	0- 0	0- 0	CONFERENCE	0- 0	0- 0	5- 5				
3- 3	0- 0	0- 0	HOME	0- 0	0- 0	3- 3				
2- 2	0- 0	0- 0	AWAY	0- 0	0- 0	2- 2				
0- 0	0- 0	0- 0	NEUTRAL	0- 0	0- 0	0- 0				

RPI 1-25			RPI 26-50			RPI 51-100			RPI 101+			Team's RPI: 282
RPI	S	Opponent	Score	RPI	S	Opponent	Score	RPI	S	Opponent	Score	
						53 A Wichita St.	46 70	148 A La.-Lafayette	46 65			
						65 A South Dakota St.	49 60	176 H Stephen F. Austin	65 64			
						72 A TCU	55 79	206 H Prairie View	53 70			
						76 N Southern California	67 88	208 H Northwestern St.	57 66			
						79 A LSU	45 71	209 H McNeese St.	74 79			
								218 H Lamar	68 87			
								221 H Texas Southern	61 54			
								240 A Nicholls St.	64 67			
								268 A Abilene Christian	63 58			
								283 A Southeastern La.	76 78			
								306 H Houston Baptist	74 67			
								329 H Incarnate Word	59 55			
								335 N Florida A&M	67 69			
								345 A New Orleans	75 59			
LAST 12 Division I GAMES:												
306	H	Houston Baptist	74 67	345	A	New Orleans	75 59					
218	H	Lamar	68 87	283	A	Southeastern La.	76 78					
176	H	Stephen F. Austin	65 64	208	H	Northwestern St.	57 66					
268	A	Abilene Christian	63 58	329	H	Incarnate Word	59 55					
209	H	McNeese St.	74 79	53	A	Wichita St.	46 70					
240	A	Nicholls St.	64 67	72	A	TCU	55 79					

Non-Div I Games: Wiley

48 65

Sam Houston St.



RPI 1-25				RPI 26-50				RPI 51-100				RPI 101+				Team's RPI: 160	
RPI	S	Opponent	Score	RPI	S	Opponent	Score	RPI	S	Opponent	Score	RPI	S	Opponent	Score		
				26	A	Chattanooga	32 49	62	A	Kansas St.	41 60	110	H	Furman	76 65		
				48	A	Tulane	56 58	68	A	Kansas	44 66	121	A	East Tenn. St.	46 48		
								84	N	UCLA	52 71	141	A	Auburn	41 64		
												145	A	Memphis	48 64		
												161	A	Troy	67 76		
												172	H	UT Martin	79 75		
												199	N	Penn St.	59 56		
												226	H	UAB	70 41		
												232	H	North Florida	81 47		
												233	A	Georgia St.	56 61		
												295	A	Western Caro.	60 50		
												295	H	Western Caro.	68 52		
												303	A	UNC Greensboro	62 56		
												319	H	Alabama St.	56 43		
												342	H	Alabama A&M	61 50		
LAST 12 Division I GAMES:																	
				121	A	East Tenn. St.	46 48	62	A	Kansas St.	41 60						
				26	A	Chattanooga	32 49	68	A	Kansas	44 66						
				295	H	Western Caro.	68 52	319	H	Alabama St.	56 43						
				110	H	Furman	76 65	84	N	UCLA	52 71						
				295	A	Western Caro.	60 50	48	A	Tulane	56 58						
				303	A	UNC Greensboro	62 56	141	A	Auburn	41 64						

Non-Div I Games:      Aub.-Montgomery      62    36

## San Diego

Through Games Of Feb. 1, 2015

Average RPI Win:	208	WON-LOST	WINNING	LAST 10	STRENGTH OF	OPP. STRENGTH	TEAM	ADJ.	CONF.	ADJ CONF.
Average RPI Loss:	47	RECORD	PCT. RANK	GAMES	SCHEDULE	OF SCHEDULE	RPI	RPI	RPI	RPI
DIV. I ONLY	16- 4	31	7- 3	208	106	69	69	8	8	
DIV. I NON-CONF.	8- 1	25	1- 0	278	163	77	77	7	7	
TOTALS	RPI 1-25	RPI 26-50	W-L RECORDS	RPI 51-100	RPI 101-150	RPI 150+				
16- 4	0- 0	0- 2	OVERALL	1- 2	1- 0	14- 0				
7- 2	0- 0	0- 1	HOME	1- 1	1- 0	5- 0				
9- 2	0- 0	0- 1	AWAY	0- 1	0- 0	9- 0				
0- 0	0- 0	0- 0	NEUTRAL	0- 0	0- 0	0- 0				
8- 1	0- 0	0- 1	NON-CONFERENCE	0- 0	1- 0	7- 0				
4- 1	0- 0	0- 1	HOME	0- 0	1- 0	3- 0				
4- 0	0- 0	0- 0	AWAY	0- 0	0- 0	4- 0				
0- 0	0- 0	0- 0	NEUTRAL	0- 0	0- 0	0- 0				
8- 3	0- 0	0- 1	CONFERENCE	1- 2	0- 0	7- 0				
3- 1	0- 0	0- 0	HOME	1- 1	0- 0	2- 0				
5- 2	0- 0	0- 1	AWAY	0- 1	0- 0	5- 0				
0- 0	0- 0	0- 0	NEUTRAL	0- 0	0- 0	0- 0				

RPI 1-25				RPI 26-50				RPI 51-100				Team's RPI: 69		RPI 101+			
RPI	S	Opponent	Score	RPI	S	Opponent	Score	RPI	S	Opponent	Score			RPI	S	Opponent	Score
				30	H	Fresno St.	88 93	56	A	BYU	50 54			136	H	Dartmouth	78 53
				42	A	Gonzaga	49 67	58	H	St. Mary's (CA)	56 57			167	A	San Francisco	74 69
								64	H	Pacific	56 52			167	H	San Francisco	56 55
														173	A	Idaho	58 52
														183	H	Cal St. Fullerton	60 54
														197	A	Pepperdine	68 64
														204	H	San Diego St.	66 44
														212	H	Montana St.	79 64
														213	A	Santa Clara	64 61
														213	H	Santa Clara	72 59
														253	A	Portland	87 65
														259	A	Weber St.	59 50
														278	A	UC Irvine	87 64
														289	A	Loyola Marymount	67 59
														318	A	Seattle	59 54
LAST 12 Division I GAMES:																	
				167	A	San Francisco	74 69					197	A	Pepperdine	68 64		
				213	A	Santa Clara	64 61					213	H	Santa Clara	72 59		
				56	A	BYU	50 54					167	H	San Francisco	56 55		
				64	H	Pacific	56 52					42	A	Gonzaga	49 67		
				58	H	St. Mary's (CA)	56 57					253	A	Portland	87 65		
				289	A	Loyola Marymount	67 59					278	A	UC Irvine	87 64		

Non-Div I Games: Cal St. San Marcos 82 42

San Diego

■ Loss, 
 ■ Non-Conf, 
 ■ S Site, 
 ■ Home 
 ■ A Away 
 N Neutral

Average RPI Win:	266	WON-LOST	WINNING	LAST 10	STRENGTH OF	OPP. STRENGTH	TEAM	ADJ.	CONF.	ADJ CONF.
Average RPI Loss:	85	RECORD	PCT. RANK	GAMES	SCHEDULE	OF SCHEDULE	RPI	RPI	RPI	RPI
DIV. I ONLY	7- 13	257	4- 6	93	144	204	204	21	21	
DIV. I NON-CONF.	3- 8	263	0- 3	25	110	184	184	19	19	
TOTALS	RPI 1-25	RPI 26-50	W-L RECORDS	RPI 51-100	RPI 101-150	RPI 150+				
7- 13	0- 2	0- 3	OVERALL	0- 3	1- 3	6- 2				
4- 5	0- 1	0- 1	HOME	0- 2	1- 1	3- 0				
2- 7	0- 1	0- 1	AWAY	0- 1	0- 2	2- 2				
1- 1	0- 0	0- 1	NEUTRAL	0- 0	0- 0	1- 0				
3- 8	0- 2	0- 1	NON-CONFERENCE	0- 2	1- 3	2- 0				
2- 3	0- 1	0- 0	HOME	0- 1	1- 1	1- 0				
0- 4	0- 1	0- 0	AWAY	0- 1	0- 2	0- 0				
1- 1	0- 0	0- 1	NEUTRAL	0- 0	0- 0	1- 0				
4- 5	0- 0	0- 2	CONFERENCE	0- 1	0- 0	4- 2				
2- 2	0- 0	0- 1	HOME	0- 1	0- 0	2- 0				
2- 3	0- 0	0- 1	AWAY	0- 0	0- 0	2- 2				
0- 0	0- 0	0- 0	NEUTRAL	0- 0	0- 0	0- 0				

RPI 1-25				RPI 26-50				RPI 51-100				RPI 101+ Team's RPI: 204			
RPI	S	Opponent	Score	RPI	S	Opponent	Score	RPI	S	Opponent	Score	RPI	S	Opponent	Score
7	A	South Carolina	38 89	30	A	Fresno St.	50 57	69	A	San Diego	44 66	107	H	CSUN	54 65
20	H	Washington	48 69	30	H	Fresno St.	44 56	71	H	Long Beach St.	62 74	110	A	Furman	43 60
				41	N	Michigan	50 70	77	H	Colorado St.	36 49	122	A	UC Riverside	54 64
												142	H	Sacramento St.	99 91
												154	A	New Mexico	53 62
												215	H	Wyoming	57 54
												216	N	Idaho St.	68 53
												257	A	Utah St.	70 59
												264	A	UNLV	47 64
												341	H	UC Santa Barbara	64 58
												347	A	Air Force	74 65
												347	H	Air Force	70 47
LAST 12 Division I GAMES:															
257	A	Utah St.	70 59	154	A	New Mexico	53 62								
30	A	Fresno St.	50 57	30	H	Fresno St.	44 56								
77	H	Colorado St.	36 49	347	A	Air Force	74 65								
347	H	Air Force	70 47	122	A	UC Riverside	54 64								
264	A	UNLV	47 64	107	H	CSUN	54 65								
215	H	Wyoming	57 54	20	H	Washington	48 69								

Non-Div I Games:

San Diego St.

■ Loss, 
 ■ Non-Conf, 
 ■ S Site, 
 ■ H Home 
 ■ A Away 
 N Neutral

## San Francisco

Through Games Of Feb. 1, 2015

Average RPI Win:	262	WON-LOST	WINNING	LAST 10	STRENGTH OF	OPP. STRENGTH	TEAM	ADJ.	CONF.	ADJ CONF.
Average RPI Loss:	67	RECORD	PCT. RANK	GAMES	SCHEDULE	OF SCHEDULE	RPI	RPI	RPI	RPI
DIV. I ONLY	11- 9	140	4- 6	171	183	167	167	8	8	
DIV. I NON-CONF.	7- 2	47	1- 0	316	324	126	126	7	7	
TOTALS	RPI 1-25	RPI 26-50	W-L RECORDS	RPI 51-100	RPI 101-150	RPI 150+				
11- 9	0- 0	0- 1	OVERALL	0- 7	1- 1	10- 0				
7- 5	0- 0	0- 1	HOME	0- 4	0- 0	7- 0				
4- 4	0- 0	0- 0	AWAY	0- 3	1- 1	3- 0				
0- 0	0- 0	0- 0	NEUTRAL	0- 0	0- 0	0- 0				
7- 2	0- 0	0- 0	NON-CONFERENCE	0- 1	1- 1	6- 0				
5- 0	0- 0	0- 0	HOME	0- 0	0- 0	5- 0				
2- 2	0- 0	0- 0	AWAY	0- 1	1- 1	1- 0				
0- 0	0- 0	0- 0	NEUTRAL	0- 0	0- 0	0- 0				
4- 7	0- 0	0- 1	CONFERENCE	0- 6	0- 0	4- 0				
2- 5	0- 0	0- 1	HOME	0- 4	0- 0	2- 0				
2- 2	0- 0	0- 0	AWAY	0- 2	0- 0	2- 0				
0- 0	0- 0	0- 0	NEUTRAL	0- 0	0- 0	0- 0				

RPI 1-25			RPI 26-50			RPI 51-100			RPI 101+			Team's RPI: 167
RPI	S	Opponent	Score	RPI	S	Opponent	Score	RPI	S	Opponent	Score	
				42	H	Gonzaga	64 75	56	A	BYU	62 65	122 A UC Riverside 53 66
								56	H	BYU	63 68	128 A UC Davis 73 70
								58	H	St. Mary's (CA)	66 68	197 A Pepperdine 69 58
								64	H	Pacific	54 92	213 H Santa Clara 62 45
								69	A	San Diego	55 56	241 H Nevada 63 48
								69	H	San Diego	69 74	250 H San Jose St. 77 62
								71	A	Long Beach St.	58 70	253 H Portland 85 68
												289 A Loyola Marymount 74 65
												317 H Columbia 70 65
												318 A Seattle 67 56
												336 H Utah Valley 69 50
												340 H North Texas 60 42
LAST 12 Division I GAMES:												
69	H	San Diego	69 74	42	H	Gonzaga	64 75					
56	H	BYU	63 68	56	A	BYU	62 65					
289	A	Loyola Marymount	74 65	69	A	San Diego	55 56					
197	A	Pepperdine	69 58	58	H	St. Mary's (CA)	66 68					
213	H	Santa Clara	62 45	64	H	Pacific	54 92					
253	H	Portland	85 68	250	H	San Jose St.	77 62					

Non-Div I Games: Cal St. Monterey Ba85 48 Sonoma St. 83 42

San Francisco

Loss, Non-Conf, S Site, H Home A Away N Neutral

Average RPI Win:	234	WON-LOST	WINNING	LAST 10	STRENGTH OF	OPP. STRENGTH	TEAM	ADJ.	CONF.	ADJ CONF.
Average RPI Loss:	157	RECORD	PCT. RANK	GAMES	SCHEDULE	OF SCHEDULE	RPI	RPI	RPI	RPI
DIV. I ONLY	8- 11	218	4- 6	299	142	250	250	21	21	
DIV. I NON-CONF.	5- 5	158	2- 1	292	73	180	180	19	19	
TOTALS	RPI 1-25	RPI 26-50	W-L RECORDS	RPI 51-100	RPI 101-150	RPI 150+				
8- 11	0- 1	0- 1	OVERALL	0- 1	3- 2	5- 6				
6- 2	0- 0	0- 0	HOME	0- 0	3- 0	3- 2				
1- 9	0- 1	0- 1	AWAY	0- 1	0- 2	1- 4				
1- 0	0- 0	0- 0	NEUTRAL	0- 0	0- 0	1- 0				
5- 5	0- 1	0- 0	NON-CONFERENCE	0- 0	2- 2	3- 2				
3- 0	0- 0	0- 0	HOME	0- 0	2- 0	1- 0				
1- 5	0- 1	0- 0	AWAY	0- 0	0- 2	1- 2				
1- 0	0- 0	0- 0	NEUTRAL	0- 0	0- 0	1- 0				
3- 6	0- 0	0- 1	CONFERENCE	0- 1	1- 0	2- 4				
3- 2	0- 0	0- 0	HOME	0- 0	1- 0	2- 2				
0- 4	0- 0	0- 1	AWAY	0- 1	0- 0	0- 2				
0- 0	0- 0	0- 0	NEUTRAL	0- 0	0- 0	0- 0				

RPI 1-25				RPI 26-50				RPI 51-100				RPI 101+ Team's RPI: 250			
RPI	S	Opponent	Score	RPI	S	Opponent	Score	RPI	S	Opponent	Score	RPI	S	Opponent	Score
23	A	California	87 110	30	A	Fresno St.	46 58	77	A	Colorado St.	59 77	102	A	Colorado	89 97
												122	A	UC Riverside	80 100
												127	H	Boise St.	88 78
												128	H	UC Davis	89 75
												142	H	Sacramento St.	102 94
												154	H	New Mexico	62 64
												167	A	San Francisco	62 77
												215	A	Wyoming	60 96
												222	A	Utah	87 100
												257	H	Utah St.	62 58
												264	H	UNLV	68 72
												277	N	Cincinnati	79 54
												278	A	UC Irvine	91 65
												317	H	Columbia	119 76
												347	A	Air Force	80 83
												347	H	Air Force	91 64
LAST 12 Division I GAMES:															
154	H	New Mexico	62 64	347	H	Air Force	91 64								
347	A	Air Force	80 83	215	A	Wyoming	60 96								
127	H	Boise St.	88 78	257	H	Utah St.	62 58								
77	A	Colorado St.	59 77	142	H	Sacramento St.	102 94								
30	A	Fresno St.	46 58	167	A	San Francisco	62 77								
264	H	UNLV	68 72	128	H	UC Davis	89 75								

Non-Div I Games: Southern Ore. 110 91

San Jose St.

Santa Clara

Through Games Of Feb. 1, 2015

Average RPI Win:	224	WON-LOST	WINNING	LAST 10	STRENGTH OF	OPP. STRENGTH	TEAM	ADJ.	CONF.	ADJ CONF.
Average RPI Loss:	101	RECORD	PCT. RANK	GAMES	SCHEDULE	OF SCHEDULE	RPI	RPI	RPI	RPI
DIV. I ONLY	6- 13	275	1- 2	142	86	213	213	8	8	
DIV. I NON-CONF.	4- 4	158	1- 0	293	87	174	174	7	7	
TOTALS	RPI 1-25	RPI 26-50	W-L RECORDS	RPI 51-100	RPI 101-150	RPI 150+				
6- 13	0- 1	0- 1	OVERALL	1- 6	1- 2	4- 3				
1- 6	0- 0	0- 1	HOME	0- 4	0- 0	1- 1				
3- 7	0- 1	0- 0	AWAY	0- 2	0- 2	3- 2				
2- 0	0- 0	0- 0	NEUTRAL	1- 0	1- 0	0- 0				
4- 4	0- 1	0- 0	NON-CONFERENCE	1- 0	1- 2	2- 1				
0- 1	0- 0	0- 0	HOME	0- 0	0- 0	0- 1				
2- 3	0- 1	0- 0	AWAY	0- 0	0- 2	2- 0				
2- 0	0- 0	0- 0	NEUTRAL	1- 0	1- 0	0- 0				
2- 9	0- 0	0- 1	CONFERENCE	0- 6	0- 0	2- 2				
1- 5	0- 0	0- 1	HOME	0- 4	0- 0	1- 0				
1- 4	0- 0	0- 0	AWAY	0- 2	0- 0	1- 2				
0- 0	0- 0	0- 0	NEUTRAL	0- 0	0- 0	0- 0				

RPI 1-25				RPI 26-50				RPI 51-100				RPI 101+ Team's RPI: 213			
RPI	S	Opponent	Score	RPI	S	Opponent	Score	RPI	S	Opponent	Score	RPI	S	Opponent	Score
24	A	Stanford	43 82	42	H	Gonzaga	70 78	56	A	BYU	55 84	122	A	UC Riverside	69 80
								56	H	BYU	56 58	128	N	UC Davis	79 76
								58	H	St. Mary's (CA)	61 62	150	A	Oregon	88 92
								64	H	Pacific	59 61	151	H	Cal Poly	73 79
								69	A	San Diego	59 72	167	A	San Francisco	45 62
								69	H	San Diego	61 64	197	A	Pepperdine	65 54
								79	N	LSU	69 67	253	H	Portland	83 68
												289	A	Loyola Marymount	57 82
												341	A	UC Santa Barbara	47 33
												347	A	Air Force	85 64
LAST 12 Division I GAMES:															
347	A	Air Force	85 64	42	H	Gonzaga	70 78	56	H	BYU	56 58	253	H	Portland	83 68
69	H	San Diego	61 64	69	A	San Diego	59 72	56	A	BYU	55 84	64	H	Pacific	59 61
197	A	Pepperdine	65 54	58	H	St. Mary's (CA)	61 62								
289	A	Loyola Marymount	57 82												
167	A	San Francisco	45 62												

Non-Div I Games: San Fran. St. 87 41

Santa Clara

Loss, Non-Conf, S Site, H Home A Away N Neutral

Average RPI Win:	240	WON-LOST	WINNING	LAST 10	STRENGTH OF	OPP. STRENGTH	TEAM	ADJ.	CONF.	ADJ CONF.
Average RPI Loss:	150	RECORD	PCT. RANK	GAMES	SCHEDULE	OF SCHEDULE	RPI	RPI	RPI	RPI
DIV. I ONLY	8- 10	201	0- 2	199	235	203	203	32	32	
DIV. I NON-CONF.	3- 7	250	0- 1	54	99	166	166	29	29	
TOTALS	RPI 1-25	RPI 26-50	W-L RECORDS	RPI 51-100	RPI 101-150	RPI 150+				
8- 10	0- 2	0- 0	OVERALL	1- 2	0- 2	7- 4				
4- 3	0- 0	0- 0	HOME	1- 0	0- 0	3- 3				
4- 6	0- 2	0- 0	AWAY	0- 2	0- 1	4- 1				
0- 1	0- 0	0- 0	NEUTRAL	0- 0	0- 1	0- 0				
3- 7	0- 2	0- 0	NON-CONFERENCE	0- 2	0- 2	3- 1				
2- 1	0- 0	0- 0	HOME	0- 0	0- 0	2- 1				
1- 5	0- 2	0- 0	AWAY	0- 2	0- 1	1- 0				
0- 1	0- 0	0- 0	NEUTRAL	0- 0	0- 1	0- 0				
5- 3	0- 0	0- 0	CONFERENCE	1- 0	0- 0	4- 3				
2- 2	0- 0	0- 0	HOME	1- 0	0- 0	1- 2				
3- 1	0- 0	0- 0	AWAY	0- 0	0- 0	3- 1				
0- 0	0- 0	0- 0	NEUTRAL	0- 0	0- 0	0- 0				

RPI 1-25				RPI 26-50				RPI 51-100				RPI 101+ Team's RPI: 203			
RPI	S	Opponent	Score	RPI	S	Opponent	Score	RPI	S	Opponent	Score	RPI	S	Opponent	Score
7	A	South Carolina	49 111					52	A	Arkansas	46 75	135	N	Hartford	55 59
14	A	Florida St.	51 97					86	A	Fordham	53 63	141	A	Auburn	56 62
								86	H	Hampton	61 55	161	A	Troy	83 80
												166	H	Florida	68 58
												229	A	N.C. A&T	59 56
												229	H	N.C. A&T	48 53
												247	H	Bethune-Cookman	52 59
												260	H	Jacksonville	41 45
												279	H	Norfolk St.	56 54
												319	H	Alabama St.	71 62
												331	A	UMES	50 61
												334	A	N.C. Central	82 61
												348	A	Delaware St.	76 45
LAST 12 Division I GAMES:															
135	N	Hartford	55 59	334	A	N.C. Central	82 61								
229	H	N.C. A&T	48 53	229	A	N.C. A&T	59 56								
279	H	Norfolk St.	56 54	260	H	Jacksonville	41 45								
86	H	Hampton	61 55	86	A	Fordham	53 63								
348	A	Delaware St.	76 45	14	A	Florida St.	51 97								
331	A	UMES	50 61	141	A	Auburn	56 62								

Non-Div I Games: Columbia (SC) 106 60 Allen 95 47

Savannah St.

Loss, Non-Conf, S Site, H Home A Away N Neutral

Average RPI Win:	323	WON-LOST	WINNING	LAST 10	STRENGTH OF	OPP. STRENGTH	TEAM	ADJ.	CONF.	ADJ CONF.
Average RPI Loss:	133	RECORD	PCT. RANK	GAMES	SCHEDULE	OF SCHEDULE	RPI	RPI	RPI	RPI
DIV. I ONLY	6- 15	286	4- 6	250	217	318	318	31	31	
DIV. I NON-CONF.	3- 12	295	1- 5	212	147	317	317	31	31	
TOTALS	RPI 1-25	RPI 26-50	W-L RECORDS	RPI 51-100	RPI 101-150	RPI 150+				
6- 15	0- 1	0- 1	OVERALL	0- 2	0- 5	6- 6				
6- 9	0- 1	0- 0	HOME	0- 1	0- 3	6- 4				
0- 6	0- 0	0- 1	AWAY	0- 1	0- 2	0- 2				
0- 0	0- 0	0- 0	NEUTRAL	0- 0	0- 0	0- 0				
3- 12	0- 1	0- 1	NON-CONFERENCE	0- 2	0- 3	3- 5				
3- 8	0- 1	0- 0	HOME	0- 1	0- 2	3- 4				
0- 4	0- 0	0- 1	AWAY	0- 1	0- 1	0- 1				
0- 0	0- 0	0- 0	NEUTRAL	0- 0	0- 0	0- 0				
3- 3	0- 0	0- 0	CONFERENCE	0- 0	0- 2	3- 1				
3- 1	0- 0	0- 0	HOME	0- 0	0- 1	3- 0				
0- 2	0- 0	0- 0	AWAY	0- 0	0- 1	0- 1				
0- 0	0- 0	0- 0	NEUTRAL	0- 0	0- 0	0- 0				

RPI	S	Opponent	Score	RPI	S	Opponent	Score	RPI	S	Opponent	Score	RPI	S	Opponent	Score	Team's RPI: 318
20	H	Washington	69 102	43	A	Washington St.	62 82	69	H	San Diego	54 59	107	H	CSUN	63 86	
								71	A	Long Beach St.	73 85	123	H	Montana	64 70	
												133	A	New Mexico St.	66 76	
												137	H	Bakersfield	62 69	
												150	A	Oregon	44 70	
												167	H	San Francisco	56 67	
												173	H	Idaho	50 65	
												183	H	Cal St. Fullerton	59 66	
												189	A	Tex.-Pan American	58 80	
												212	A	Montana St.	61 74	
												216	H	Idaho St.	55 63	
												287	H	Portland St.	54 47	
												289	H	Loyola Marymount	62 57	
												336	H	Utah Valley	73 58	
												341	H	UC Santa Barbara	66 46	
												343	H	UMKC	60 46	
												344	H	Chicago St.	75 51	
LAST 12 Division I GAMES:																
137	H	Bakersfield	62 69	183	H	Cal St. Fullerton	59 66									
343	H	UMKC	60 46	107	H	CSUN	63 86									
344	H	Chicago St.	75 51	341	H	UC Santa Barbara	66 46									
133	A	New Mexico St.	66 76	150	A	Oregon	44 70									
189	A	Tex.-Pan American	58 80	216	H	Idaho St.	55 63									
336	H	Utah Valley	73 58	123	H	Montana	64 70									

Non-Div I Games:

Seattle

■ Loss, 
 ■ Non-Conf, 
 ■ S Site, 
 ■ H Home 
 ■ A Away 
 N Neutral



Average RPI Win:	162	WON-LOST	WINNING	LAST 10	STRENGTH OF	OPP. STRENGTH	TEAM	ADJ.	CONF.	ADJ CONF.
Average RPI Loss:	64	RECORD	PCT. RANK	GAMES	SCHEDULE	OF SCHEDULE	RPI	RPI	RPI	RPI
DIV. I ONLY	20- 2	7	9- 1	162	73	32	32	9	9	
DIV. I NON-CONF.	11- 1	11	3- 0	214	70	39	39	8	8	
TOTALS	RPI 1-25	RPI 26-50	W-L RECORDS	RPI 51-100	RPI 101-150	RPI 150+				
20- 2	0- 0	1- 0	OVERALL	7- 2	2- 0	10- 0				
14- 0	0- 0	1- 0	HOME	4- 0	2- 0	7- 0				
6- 2	0- 0	0- 0	AWAY	3- 2	0- 0	3- 0				
0- 0	0- 0	0- 0	NEUTRAL	0- 0	0- 0	0- 0				
11- 1	0- 0	1- 0	NON-CONFERENCE	2- 1	2- 0	6- 0				
9- 0	0- 0	1- 0	HOME	1- 0	2- 0	5- 0				
2- 1	0- 0	0- 0	AWAY	1- 1	0- 0	1- 0				
0- 0	0- 0	0- 0	NEUTRAL	0- 0	0- 0	0- 0				
9- 1	0- 0	0- 0	CONFERENCE	5- 1	0- 0	4- 0				
5- 0	0- 0	0- 0	HOME	3- 0	0- 0	2- 0				
4- 1	0- 0	0- 0	AWAY	2- 1	0- 0	2- 0				
0- 0	0- 0	0- 0	NEUTRAL	0- 0	0- 0	0- 0				

RPI 1-25				RPI 26-50				Team's RPI: 32				RPI 51-100				RPI 101+			
RPI	S	Opponent	Score	RPI	S	Opponent	Score	RPI	S	Opponent	Score	RPI	S	Opponent	Score	RPI	S	Opponent	Score
				31	H	Georgia	70 51					61	A	West Virginia	87 89	112	H	Saint Joseph's	77 60
												66	A	St. John's (NY)	50 59	140	H	Kennesaw St.	77 74
												66	H	St. John's (NY)	78 73	152	H	Fairfield	79 47
												81	H	DePaul	107 87	165	H	Xavier	78 54
												85	A	Villanova	59 56	171	H	Lafayette	80 63
												86	A	Fordham	56 43	199	A	Penn St.	75 70
												88	A	Creighton	79 74	235	A	Providence	68 67
												95	H	Illinois	82 72	274	H	NJIT	74 62
												97	H	Butler	70 65	276	A	Georgetown	99 85
																281	H	Marquette	88 58
																285	H	Rider	66 47
																330	H	Saint Peter's	75 45
LAST 12 Division I GAMES:																			
				66	H	St. John's (NY)	78 73					165	H	Xavier	78 54				
				276	A	Georgetown	99 85					66	A	St. John's (NY)	50 59				
				85	A	Villanova	59 56					97	H	Butler	70 65				
				81	H	DePaul	107 87					31	H	Georgia	70 51				
				281	H	Marquette	88 58					274	H	NJIT	74 62				
				235	A	Providence	68 67					152	H	Fairfield	79 47				

Non-Div I Games:

Seton Hall

■ Loss, 
 ■ Non-Conf, 
 ■ S Site, 
 ■ H Home 
 ■ A Away 
 N Neutral

Average RPI Win: <b>258</b>	WON-LOST	WINNING	LAST 10	STRENGTH OF	OPP. STRENGTH	TEAM	ADJ.	CONF.	ADJ CONF.
Average RPI Loss: <b>124</b>	RECORD	PCT. RANK	GAMES	SCHEDULE	OF SCHEDULE	RPI	RPI	RPI	RPI
DIV. I ONLY	12- 9	128	5- 5	224	277	177	177	24	24
DIV. I NON-CONF.	7- 2	47	2- 0	223	323	104	104	23	23
TOTALS	RPI 1-25	RPI 26-50	W-L RECORDS	RPI 51-100	RPI 101-150	RPI 150+			
12- 9	0- 0	0- 2	OVERALL	0- 2	1- 2	11- 3			
4- 6	0- 0	0- 1	HOME	0- 1	1- 1	3- 3			
8- 2	0- 0	0- 1	AWAY	0- 0	0- 1	8- 0			
0- 1	0- 0	0- 0	NEUTRAL	0- 1	0- 0	0- 0			
7- 2	0- 0	0- 0	NON-CONFERENCE	0- 2	1- 0	6- 0			
3- 1	0- 0	0- 0	HOME	0- 1	1- 0	2- 0			
4- 0	0- 0	0- 0	AWAY	0- 0	0- 0	4- 0			
0- 1	0- 0	0- 0	NEUTRAL	0- 1	0- 0	0- 0			
5- 7	0- 0	0- 2	CONFERENCE	0- 0	0- 2	5- 3			
1- 5	0- 0	0- 1	HOME	0- 0	0- 1	1- 3			
4- 2	0- 0	0- 1	AWAY	0- 0	0- 1	4- 0			
0- 0	0- 0	0- 0	NEUTRAL	0- 0	0- 0	0- 0			

RPI 1-25			RPI 26-50			RPI 51-100			RPI 101+ Team's RPI: 177		
RPI	S	Opponent	Score	RPI	S	Opponent	Score	RPI	S	Opponent	Score
				36	A	Quinnipiac	65 <b>78</b>	78	N	Akron	74 <b>90</b>
				36	H	Quinnipiac	62 <b>87</b>	89	H	Albany (NY)	57 <b>76</b>
LAST 12 Division I GAMES:											
				36	H	Quinnipiac	62 <b>87</b>	245	A	Canisius	71 70
				285	H	Rider	49 <b>56</b>	244	A	Niagara	56 52
				304	H	Manhattan	59 51	330	A	Saint Peter's	65 40
				238	A	Monmouth	54 52	126	H	Marist	46 <b>56</b>
				126	A	Marist	58 <b>65</b>	323	H	Fairleigh Dickinson	72 63
				190	H	Iona	50 <b>79</b>	273	H	Colgate	80 68

Non-Div I Games:

Siena

Average RPI Win: <b>234</b>	WON-LOST	WINNING	LAST 10	STRENGTH OF	OPP. STRENGTH	TEAM	ADJ.	CONF.	ADJ CONF.
Average RPI Loss: <b>160</b>	RECORD	PCT. RANK	GAMES	SCHEDULE	OF SCHEDULE	RPI	RPI	RPI	RPI
DIV. I ONLY	2- 16	335	1- 9	123	282	311	311	16	16
DIV. I NON-CONF.	1- 6	316	0- 1	204	346	329	329	16	16
TOTALS	RPI 1-25	RPI 26-50	W-L RECORDS	RPI 51-100	RPI 101-150	RPI 150+			
2- 16	0- 0	0- 2	OVERALL	0- 2	1- 5	1- 7			
2- 6	0- 0	0- 1	HOME	0- 1	1- 3	1- 1			
0- 10	0- 0	0- 1	AWAY	0- 1	0- 2	0- 6			
0- 0	0- 0	0- 0	NEUTRAL	0- 0	0- 0	0- 0			
1- 6	0- 0	0- 0	NON-CONFERENCE	0- 1	0- 2	1- 3			
1- 2	0- 0	0- 0	HOME	0- 0	0- 2	1- 0			
0- 4	0- 0	0- 0	AWAY	0- 1	0- 0	0- 3			
0- 0	0- 0	0- 0	NEUTRAL	0- 0	0- 0	0- 0			
1- 10	0- 0	0- 2	CONFERENCE	0- 1	1- 3	0- 4			
1- 4	0- 0	0- 1	HOME	0- 1	1- 1	0- 1			
0- 6	0- 0	0- 1	AWAY	0- 0	0- 2	0- 3			
0- 0	0- 0	0- 0	NEUTRAL	0- 0	0- 0	0- 0			

RPI S	Opponent	Score	RPI S	Opponent	Score	RPI S	Opponent	Score	RPI S	Opponent	Score	Team's RPI: 311
45	A UALR	37 <b>71</b>	45	H UALR	34 <b>56</b>	59	H Arkansas St.	50 <b>62</b>	105	H Indiana St.	53 <b>74</b>	
						98	A Ole Miss	48 <b>88</b>	117	H Southern Miss.	53 <b>64</b>	
									131	A Appalachian St.	59 <b>70</b>	
									131	H Appalachian St.	63 <b>67</b>	
									148	A La.-Lafayette	58 <b>65</b>	
									148	H La.-Lafayette	57 47	
									157	A Texas St.	42 <b>63</b>	
									211	A La.-Monroe	53 <b>55</b>	
									226	A UAB	43 <b>73</b>	
									228	A Texas-Arlington	49 <b>59</b>	
									240	A Nicholls St.	62 <b>66</b>	
									288	H Ga. Southern	53 <b>67</b>	
									319	H Alabama St.	64 61	
									332	A Tennessee Tech	66 <b>70</b>	
LAST 12 Division I GAMES:												
211	A La.-Monroe	53 <b>55</b>	288	H Ga. Southern	53 <b>67</b>							
148	H La.-Lafayette	57 47	131	H Appalachian St.	63 <b>67</b>							
131	A Appalachian St.	59 <b>70</b>	45	A UALR	37 <b>71</b>							
45	H UALR	34 <b>56</b>	228	A Texas-Arlington	49 <b>59</b>							
148	A La.-Lafayette	58 <b>65</b>	59	H Arkansas St.	50 <b>62</b>							
157	A Texas St.	42 <b>63</b>	226	A UAB	43 <b>73</b>							

Non-Div I Games: Mobile 71 67 Spring Hill 69 42

South Ala.

# South Carolina

Through Games Of Feb. 1, 2015

Average RPI Win:	123	WON-LOST	WINNING	LAST 10	STRENGTH OF	OPP. STRENGTH	TEAM	ADJ.	CONF.	ADJ CONF.
Average RPI Loss:	0	RECORD	PCT. RANK	GAMES	SCHEDULE	OF SCHEDULE	RPI	RPI	RPI	RPI
DIV. I ONLY	21- 0	1	10- 0	61	18	7	7	3	3	
DIV. I NON-CONF.	12- 0	1	3- 0	143	16	12	12	5	5	
TOTALS	RPI 1-25	RPI 26-50	W-L RECORDS	RPI 51-100	RPI 101-150	RPI 150+				
21- 0	2- 0	2- 0	OVERALL	5- 0	5- 0	7- 0				
10- 0	1- 0	1- 0	HOME	1- 0	2- 0	5- 0				
7- 0	1- 0	0- 0	AWAY	3- 0	1- 0	2- 0				
4- 0	0- 0	1- 0	NEUTRAL	1- 0	2- 0	0- 0				
12- 0	1- 0	1- 0	NON-CONFERENCE	3- 0	3- 0	4- 0				
6- 0	0- 0	0- 0	HOME	1- 0	1- 0	4- 0				
2- 0	1- 0	0- 0	AWAY	1- 0	0- 0	0- 0				
4- 0	0- 0	1- 0	NEUTRAL	1- 0	2- 0	0- 0				
9- 0	1- 0	1- 0	CONFERENCE	2- 0	2- 0	3- 0				
4- 0	1- 0	1- 0	HOME	0- 0	1- 0	1- 0				
5- 0	0- 0	0- 0	AWAY	2- 0	1- 0	2- 0				
0- 0	0- 0	0- 0	NEUTRAL	0- 0	0- 0	0- 0				

RPI	S	Opponent	Score	RPI	S	Opponent	Score	RPI	S	Opponent	Score	RPI	S	Opponent	Score
11	H	Kentucky	68 60	28	H	Texas A&M	79 61	76	H	Southern California	70 61	113	A	Missouri	60 49
15	A	Duke	51 50	34	N	Syracuse	67 63	79	A	LSU	75 51	119	N	Central Mich.	80 45
								86	A	Hampton	69 49	129	N	Wisconsin	67 44
								98	A	Ole Miss	77 59	138	H	Clemson	99 41
								100	N	Liberty	84 44	141	H	Auburn	77 58
												153	A	Alabama	102 59
												153	H	Alabama	85 54
												166	A	Florida	77 42
												201	H	Charlotte	82 61
												203	H	Savannah St.	111 49
												204	H	San Diego St.	89 38
												334	H	N.C. Central	90 26
LAST 12 Division I GAMES:															
98	A	Ole Miss	77 59	153	A	Alabama	102 59								
153	H	Alabama	85 54	79	A	LSU	75 51								
28	H	Texas A&M	79 61	141	H	Auburn	77 58								
166	A	Florida	77 42	100	N	Liberty	84 44								
113	A	Missouri	60 49	119	N	Central Mich.	80 45								
11	H	Kentucky	68 60	86	A	Hampton	69 49								

Non-Div I Games:

South Carolina

Loss, Non-Conf, S Site, H Home A Away N Neutral

Average RPI Win:	288	WON-LOST	WINNING	LAST 10	STRENGTH OF	OPP. STRENGTH	TEAM	ADJ.	CONF.	ADJ CONF.
Average RPI Loss:	222	RECORD	PCT. RANK	GAMES	SCHEDULE	OF SCHEDULE	RPI	RPI	RPI	RPI
DIV. I ONLY	10- 8	135	5- 5	349	330	291	291	32	32	
DIV. I NON-CONF.	5- 4	139	3- 2	338	272	258	258	29	29	
TOTALS	RPI 1-25	RPI 26-50	W-L RECORDS	RPI 51-100	RPI 101-150	RPI 150+				
10- 8	0- 0	0- 0	OVERALL	0- 1	0- 2	10- 5				
7- 3	0- 0	0- 0	HOME	0- 1	0- 1	7- 1				
3- 5	0- 0	0- 0	AWAY	0- 0	0- 1	3- 4				
0- 0	0- 0	0- 0	NEUTRAL	0- 0	0- 0	0- 0				
5- 4	0- 0	0- 0	NON-CONFERENCE	0- 0	0- 2	5- 2				
4- 1	0- 0	0- 0	HOME	0- 0	0- 1	4- 0				
1- 3	0- 0	0- 0	AWAY	0- 0	0- 1	1- 2				
0- 0	0- 0	0- 0	NEUTRAL	0- 0	0- 0	0- 0				
5- 4	0- 0	0- 0	CONFERENCE	0- 1	0- 0	5- 3				
3- 2	0- 0	0- 0	HOME	0- 1	0- 0	3- 1				
2- 2	0- 0	0- 0	AWAY	0- 0	0- 0	2- 2				
0- 0	0- 0	0- 0	NEUTRAL	0- 0	0- 0	0- 0				

RPI S	Opponent	Score	RPI S	Opponent	Score	RPI S	Opponent	Score	RPI S	Opponent	Score	Team's RPI: 291
						86	H Hampton	53 88	110	H Furman	46 65	
									138	A Clemson	57 66	
									180	H Jacksonville St.	55 52	
									223	H USC Upstate	60 50	
									229	A N.C. A&T	48 59	
									237	A Presbyterian	33 46	
									247	H Bethune-Cookman	68 61	
									270	H Col. of Charleston	60 51	
									279	H Norfolk St.	79 75	
									303	A UNC Greensboro	50 70	
									316	A Wofford	59 53	
									331	A UMES	64 59	
									334	A N.C. Central	54 56	
									335	H Florida A&M	50 55	
									342	H Alabama A&M	69 62	
									348	A Delaware St.	65 60	
									348	H Delaware St.	64 62	
LAST 12 Division I GAMES:												
348	H Delaware St.	64 62	334	A N.C. Central	54 56							
86	H Hampton	53 88	110	H Furman	46 65							
279	H Norfolk St.	79 75	270	H Col. of Charleston	60 51							
331	A UMES	64 59	138	A Clemson	57 66							
348	A Delaware St.	65 60	180	H Jacksonville St.	55 52							
229	A N.C. A&T	48 59	342	H Alabama A&M	69 62							

Non-Div I Games: Columbia (SC) 97 55 Allen 103 55

South Carolina St.

Loss, Non-Conf, S Site, H Home A Away N Neutral

# South Dakota

Through Games Of Feb. 1, 2015

Average RPI Win:	215	WON-LOST	WINNING	LAST 10	STRENGTH OF	OPP. STRENGTH	TEAM	ADJ.	CONF.	ADJ CONF.
Average RPI Loss:	111	RECORD	PCT. RANK	GAMES	SCHEDULE	OF SCHEDULE	RPI	RPI	RPI	RPI
DIV. I ONLY	16- 5	38	7- 3	249	115	80	80	25	25	
DIV. I NON-CONF.	9- 3	60	2- 1	211	32	66	66	25	25	
TOTALS	RPI 1-25	RPI 26-50	W-L RECORDS	RPI 51-100	RPI 101-150	RPI 150+				
16- 5	0- 1	0- 1	OVERALL	2- 1	2- 0	12- 2				
9- 0	0- 0	0- 0	HOME	1- 0	2- 0	6- 0				
7- 4	0- 1	0- 0	AWAY	1- 1	0- 0	6- 2				
0- 1	0- 0	0- 1	NEUTRAL	0- 0	0- 0	0- 0				
9- 3	0- 1	0- 1	NON-CONFERENCE	1- 1	2- 0	6- 0				
5- 0	0- 0	0- 0	HOME	0- 0	2- 0	3- 0				
4- 2	0- 1	0- 0	AWAY	1- 1	0- 0	3- 0				
0- 1	0- 0	0- 1	NEUTRAL	0- 0	0- 0	0- 0				
7- 2	0- 0	0- 0	CONFERENCE	1- 0	0- 0	6- 2				
4- 0	0- 0	0- 0	HOME	1- 0	0- 0	3- 0				
3- 2	0- 0	0- 0	AWAY	0- 0	0- 0	3- 2				
0- 0	0- 0	0- 0	NEUTRAL	0- 0	0- 0	0- 0				

RPI S	Opponent	Score	RPI S	Opponent	Score	RPI S	Opponent	Score	RPI S	Opponent	Score
20 A	Washington	82 96	26 N	Chattanooga	54 67	65 H	South Dakota St.	82 78	108 H	UNI	85 77
						68 A	Kansas	60 68	118 H	North Dakota	86 81
						73 A	Drake	83 78	183 H	Cal St. Fullerton	86 50
									188 A	Oral Roberts	65 81
									188 H	Oral Roberts	93 70
									191 A	UTSA	76 69
									230 H	North Dakota St.	84 69
									231 A	Western Ill.	101 87
									251 A	IUPUI	43 68
									271 H	Valparaiso	81 62
									278 H	UC Irvine	96 52
									281 A	Marquette	69 65
									287 A	Portland St.	86 57
									301 H	Denver	82 56
									307 A	IPFW	73 72
									327 A	Omaha	64 48
LAST 12 Division I GAMES:											
188 H	Oral Roberts	93 70	231 A	Western Ill.	101 87						
301 H	Denver	82 56	188 A	Oral Roberts	65 81						
251 A	IUPUI	43 68	327 A	Omaha	64 48						
307 A	IPFW	73 72	26 N	Chattanooga	54 67						
65 H	South Dakota St.	82 78	191 A	UTSA	76 69						
230 H	North Dakota St.	84 69	118 H	North Dakota	86 81						

Non-Div I Games: St. Mary (KS) 115 51

South Dakota

Loss, Non-Conf, S Site, H Home A Away N Neutral

Average RPI Win:	193	WON-LOST	WINNING	LAST 10	STRENGTH OF	OPP. STRENGTH	TEAM	ADJ.	CONF.	ADJ CONF.
Average RPI Loss:	125	RECORD	PCT. RANK	GAMES	SCHEDULE	OF SCHEDULE	RPI	RPI	RPI	RPI
DIV. I ONLY	15- 7	69	3- 0	81	215	65	65	25	25	
DIV. I NON-CONF.	9- 4	84	1- 0	15	148	33	33	25	25	
TOTALS	RPI 1-25	RPI 26-50	W-L RECORDS	RPI 51-100	RPI 101-150	RPI 150+				
15- 7	0- 1	2- 0	OVERALL	2- 3	1- 1	10- 2				
8- 2	0- 1	2- 0	HOME	1- 1	0- 0	5- 0				
6- 5	0- 0	0- 0	AWAY	1- 2	1- 1	4- 2				
1- 0	0- 0	0- 0	NEUTRAL	0- 0	0- 0	1- 0				
9- 4	0- 1	2- 0	NON-CONFERENCE	2- 2	1- 1	4- 0				
4- 2	0- 1	2- 0	HOME	1- 1	0- 0	1- 0				
4- 2	0- 0	0- 0	AWAY	1- 1	1- 1	2- 0				
1- 0	0- 0	0- 0	NEUTRAL	0- 0	0- 0	1- 0				
6- 3	0- 0	0- 0	CONFERENCE	0- 1	0- 0	6- 2				
4- 0	0- 0	0- 0	HOME	0- 0	0- 0	4- 0				
2- 3	0- 0	0- 0	AWAY	0- 1	0- 0	2- 2				
0- 0	0- 0	0- 0	NEUTRAL	0- 0	0- 0	0- 0				

RPI 1-25				RPI 26-50				RPI 51-100 Team's RPI: 65				RPI 101+			
RPI	S	Opponent	Score	RPI	S	Opponent	Score	RPI	S	Opponent	Score	RPI	S	Opponent	Score
18	H	Green Bay	75 77	45	H	UALR	67 42	52	A	Arkansas	80 75	108	A	UNI	74 60
				46	H	Middle Tenn.	65 61	56	H	BYU	75 65	126	A	Marist	64 82
								80	A	South Dakota	78 82	188	H	Oral Roberts	71 46
								81	A	DePaul	62 84	214	A	Northern Colo.	71 48
								88	H	Creighton	81 88	230	A	North Dakota St.	78 83
												230	H	North Dakota St.	82 52
												231	A	Western Ill.	74 61
												239	N	Northern Ill.	55 42
												251	A	IUPUI	67 68
												264	A	UNLV	65 59
												282	H	Sam Houston St.	60 49
												301	H	Denver	85 44
												307	A	IPFW	65 64
												327	H	Omaha	101 66
LAST 12 Division I GAMES:															
264	A	UNLV	65 59	251	A	IUPUI	67 68								
230	H	North Dakota St.	82 52	307	A	IPFW	65 64								
188	H	Oral Roberts	71 46	230	A	North Dakota St.	78 83								
231	A	Western Ill.	74 61	301	H	Denver	85 44								
80	A	South Dakota	78 82	108	A	UNI	74 60								
327	H	Omaha	101 66	126	A	Marist	64 82								

Non-Div I Games:

South Dakota St.

Average RPI Win:	141	WON-LOST	WINNING	LAST 10	STRENGTH OF	OPP. STRENGTH	TEAM	ADJ.	CONF.	ADJ CONF.
Average RPI Loss:	22	RECORD	PCT. RANK	GAMES	SCHEDULE	OF SCHEDULE	RPI	RPI	RPI	RPI
DIV. I ONLY	17- 4	26	9- 1	33	34	19	19	7	7	
DIV. I NON-CONF.	9- 3	60	3- 0	46	8	30	30	9	9	
TOTALS	RPI 1-25	RPI 26-50	W-L RECORDS	RPI 51-100	RPI 101-150	RPI 150+				
17- 4	0- 3	5- 0	OVERALL	3- 1	2- 0	7- 0				
8- 1	0- 0	2- 0	HOME	1- 1	1- 0	4- 0				
6- 2	0- 2	2- 0	AWAY	0- 0	1- 0	3- 0				
3- 1	0- 1	1- 0	NEUTRAL	2- 0	0- 0	0- 0				
9- 3	0- 2	3- 0	NON-CONFERENCE	2- 1	0- 0	4- 0				
4- 1	0- 0	1- 0	HOME	0- 1	0- 0	3- 0				
2- 1	0- 1	1- 0	AWAY	0- 0	0- 0	1- 0				
3- 1	0- 1	1- 0	NEUTRAL	2- 0	0- 0	0- 0				
8- 1	0- 1	2- 0	CONFERENCE	1- 0	2- 0	3- 0				
4- 0	0- 0	1- 0	HOME	1- 0	1- 0	1- 0				
4- 1	0- 1	1- 0	AWAY	0- 0	1- 0	2- 0				
0- 0	0- 0	0- 0	NEUTRAL	0- 0	0- 0	0- 0				

RPI 1-25				RPI 26-50				RPI 51-100				RPI 101+			
RPI	S	Opponent	Score	RPI	S	Opponent	Score	RPI	S	Opponent	Score	RPI	S	Opponent	Score
4	A	Maryland	67 85	26	A	Chattanooga	59 57	60	H	East Carolina	69 62	145	A	Memphis	57 53
6	A	UConn	50 92	27	N	Oklahoma	83 68	66	H	St. John's (NY)	52 55	145	H	Memphis	72 39
11	N	Kentucky	57 61	47	H	Stetson	78 62	85	N	Villanova	57 56	155	A	Temple	70 58
				48	A	Tulane	53 40	95	N	Illinois	67 61	199	A	Penn St.	90 87
				48	H	Tulane	64 45					214	H	Northern Colo.	84 43
												255	H	SMU	82 59
												261	A	Houston	71 55
												270	H	Col. of Charleston	67 47
												312	H	UNC Asheville	97 53
LAST 12 Division I GAMES:															
145	A	Memphis	57 53	48	A	Tulane	53 40								
48	H	Tulane	64 45	145	H	Memphis	72 39								
261	A	Houston	71 55	60	H	East Carolina	69 62								
6	A	UConn	50 92	199	A	Penn St.	90 87								
255	H	SMU	82 59	214	H	Northern Colo.	84 43								
155	A	Temple	70 58	270	H	Col. of Charleston	67 47								

Non-Div I Games:

South Fla.



Average RPI Win:	305	WON-LOST	WINNING	LAST 10	STRENGTH OF	OPP. STRENGTH	TEAM	ADJ.	CONF.	ADJ CONF.
Average RPI Loss:	186	RECORD	PCT. RANK	GAMES	SCHEDULE	OF SCHEDULE	RPI	RPI	RPI	RPI
DIV. I ONLY	6- 14	280	1- 8	311	318	297	297	26	26	
DIV. I NON-CONF.	5- 6	177	0- 1	315	308	248	248	26	26	
TOTALS	RPI 1-25	RPI 26-50	W-L RECORDS	RPI 51-100	RPI 101-150	RPI 150+				
6- 14	0- 0	0- 0	OVERALL	0- 1	0- 1	6- 12				
2- 5	0- 0	0- 0	HOME	0- 0	0- 0	2- 5				
3- 8	0- 0	0- 0	AWAY	0- 1	0- 1	3- 6				
1- 1	0- 0	0- 0	NEUTRAL	0- 0	0- 0	1- 1				
5- 6	0- 0	0- 0	NON-CONFERENCE	0- 1	0- 1	5- 4				
1- 2	0- 0	0- 0	HOME	0- 0	0- 0	1- 2				
3- 3	0- 0	0- 0	AWAY	0- 1	0- 1	3- 1				
1- 1	0- 0	0- 0	NEUTRAL	0- 0	0- 0	1- 1				
1- 8	0- 0	0- 0	CONFERENCE	0- 0	0- 0	1- 8				
1- 3	0- 0	0- 0	HOME	0- 0	0- 0	1- 3				
0- 5	0- 0	0- 0	AWAY	0- 0	0- 0	0- 5				
0- 0	0- 0	0- 0	NEUTRAL	0- 0	0- 0	0- 0				

RPI 1-25			RPI 26-50			RPI 51-100			RPI 101+			Team's RPI: 297
RPI	S	Opponent	Score	RPI	S	Opponent	Score	RPI	S	Opponent	Score	
						98 A Ole Miss	57 58	113 A Missouri		42 88		
								158 H Saint Louis		56 74		
								164 A Southern Ill.		62 78		
								172 A UT Martin		55 96		
								173 N Idaho		62 78		
								180 A Jacksonville St.		34 70		
								182 H SIUE		48 60		
								194 A Belmont		39 62		
								210 H Morehead St.		59 64		
								227 N Detroit		61 51		
								231 H Western Ill.		62 79		
								234 A Austin Peay		62 70		
								242 A Tennessee St.		55 62		
								252 H Eastern Ky.		54 57		
								266 A Central Ark.		48 46		
								320 A Bradley		70 65		
								332 H Tennessee Tech		68 66		
								342 H Alabama A&M		66 38		
								343 A UMKC		65 50		
LAST 12 Division I GAMES:												
234 A		Austin Peay	62 70	210 H		Morehead St.	59 64					
172 A		UT Martin	55 96	242 A		Tennessee St.	55 62					
182 H		SIUE	48 60	194 A		Belmont	39 62					
332 H		Tennessee Tech	68 66	173 N		Idaho	62 78					
180 A		Jacksonville St.	34 70	227 N		Detroit	61 51					
252 H		Eastern Ky.	54 57	343 A		UMKC	65 50					

Non-Div I Games: Ill.-Springfield 73 56 William Woods 77 40

Southeast Mo. St.

■ Loss, 
 ■ Non-Conf, 
 ■ S Site, 
 ■ Home 
 ■ A Away 
 N Neutral

Average RPI Win:	280	WON-LOST	WINNING	LAST 10	STRENGTH OF	OPP. STRENGTH	TEAM	ADJ.	CONF.	ADJ CONF.
Average RPI Loss:	159	RECORD	PCT. RANK	GAMES	SCHEDULE	OF SCHEDULE	RPI	RPI	RPI	RPI
DIV. I ONLY	5- 12	284	4- 6	183	300	283	283	28	28	
DIV. I NON-CONF.	2- 7	290	1- 3	71	210	235	235	27	27	
TOTALS	RPI 1-25	RPI 26-50	W-L RECORDS	RPI 51-100	RPI 101-150	RPI 150+				
5- 12	0- 0	0- 2	OVERALL	0- 2	0- 2	5- 6				
5- 3	0- 0	0- 0	HOME	0- 0	0- 1	5- 2				
0- 9	0- 0	0- 2	AWAY	0- 2	0- 1	0- 4				
0- 0	0- 0	0- 0	NEUTRAL	0- 0	0- 0	0- 0				
2- 7	0- 0	0- 2	NON-CONFERENCE	0- 2	0- 2	2- 1				
2- 1	0- 0	0- 0	HOME	0- 0	0- 1	2- 0				
0- 6	0- 0	0- 2	AWAY	0- 2	0- 1	0- 1				
0- 0	0- 0	0- 0	NEUTRAL	0- 0	0- 0	0- 0				
3- 5	0- 0	0- 0	CONFERENCE	0- 0	0- 0	3- 5				
3- 2	0- 0	0- 0	HOME	0- 0	0- 0	3- 2				
0- 3	0- 0	0- 0	AWAY	0- 0	0- 0	0- 3				
0- 0	0- 0	0- 0	NEUTRAL	0- 0	0- 0	0- 0				

RPI S	Opponent	Score	RPI S	Opponent	Score	RPI S	Opponent	Score	RPI S	Opponent	Score	Team's RPI: 283
33	A Minnesota	60 109	35	A Mississippi St.	36 97	79	A LSU	42 75	141	A Auburn	44 72	
						98	A Ole Miss	71 79	148	H La.-Lafayette	60 71	
									161	A Troy	78 80	
									176	A Stephen F. Austin	71 78	
									208	H Northwestern St.	58 52	
									209	H McNeese St.	57 78	
									218	A Lamar	60 83	
									267	H Southern U.	79 76	
									275	H A&M-Corpus Christi	53 74	
									282	H Sam Houston St.	78 76	
									306	H Houston Baptist	67 59	
									329	A Incarnate Word	70 82	
									335	H Florida A&M	69 67	
LAST 12 Division I GAMES:												
208	H Northwestern St.	58 52	282	H Sam Houston St.	78 76							
209	H McNeese St.	57 78	176	A Stephen F. Austin	71 78							
275	H A&M-Corpus Christi	53 74	98	A Ole Miss	71 79							
329	A Incarnate Word	70 82	335	H Florida A&M	69 67							
218	A Lamar	60 83	79	A LSU	42 75							
306	H Houston Baptist	67 59	35	A Mississippi St.	36 97							

Non-Div I Games: William Carey 62 35 Mobile 74 47

Southeastern La.

Loss, Non-Conf, S Site, H Home A Away N Neutral

Average RPI Win:	171	WON-LOST	WINNING	LAST 10	STRENGTH OF	OPP. STRENGTH	TEAM	ADJ.	CONF.	ADJ CONF.
Average RPI Loss:	42	RECORD	PCT. RANK	GAMES	SCHEDULE	OF SCHEDULE	RPI	RPI	RPI	RPI
DIV. I ONLY	11- 9	140	3- 7	43	27	76	76	5	5	
DIV. I NON-CONF.	8- 3	71	2- 1	85	88	49	49	3	3	
TOTALS	RPI 1-25	RPI 26-50	W-L RECORDS	RPI 51-100	RPI 101-150	RPI 150+				
11- 9	0- 5	1- 0	OVERALL	1- 4	4- 0	5- 0				
5- 5	0- 3	1- 0	HOME	0- 2	3- 0	1- 0				
5- 4	0- 2	0- 0	AWAY	1- 2	1- 0	3- 0				
1- 0	0- 0	0- 0	NEUTRAL	0- 0	0- 0	1- 0				
8- 3	0- 1	1- 0	NON-CONFERENCE	1- 2	2- 0	4- 0				
4- 1	0- 0	1- 0	HOME	0- 1	2- 0	1- 0				
3- 2	0- 1	0- 0	AWAY	1- 1	0- 0	2- 0				
1- 0	0- 0	0- 0	NEUTRAL	0- 0	0- 0	1- 0				
3- 6	0- 4	0- 0	CONFERENCE	0- 2	2- 0	1- 0				
1- 4	0- 3	0- 0	HOME	0- 1	1- 0	0- 0				
2- 2	0- 1	0- 0	AWAY	0- 1	1- 0	1- 0				
0- 0	0- 0	0- 0	NEUTRAL	0- 0	0- 0	0- 0				

RPI 1-25				RPI 26-50				RPI 51-100 Team's RPI: 76				RPI 101+			
RPI	S	Opponent	Score	RPI	S	Opponent	Score	RPI	S	Opponent	Score	RPI	S	Opponent	Score
7	A	South Carolina	61 70	30	H	Fresno St.	68 50	58	A	St. Mary's (CA)	58 64	102	A	Colorado	81 61
9	A	Oregon St.	35 68					71	A	Long Beach St.	90 85	107	H	CSUN	85 74
9	H	Oregon St.	66 76					82	H	Oklahoma St.	62 66	142	H	Sacramento St.	101 99
23	H	California	53 67					84	A	UCLA	60 71	150	H	Oregon	70 54
24	H	Stanford	60 71					84	H	UCLA	52 59	222	A	Utah	46 43
												236	A	Davidson	99 64
												255	A	SMU	64 57
												282	N	Sam Houston St.	88 67
												289	H	Loyola Marymount	96 54
LAST 12 Division I GAMES:															
9	A	Oregon St.	35 68	9	H	Oregon St.	66 76								
24	H	Stanford	60 71	150	H	Oregon	70 54								
23	H	California	53 67	84	H	UCLA	52 59								
84	A	UCLA	60 71	82	H	Oklahoma St.	62 66								
222	A	Utah	46 43	289	H	Loyola Marymount	96 54								
102	A	Colorado	81 61	142	H	Sacramento St.	101 99								

Non-Div I Games:

Southern California

■ Loss, 
 ■ Non-Conf, 
 ■ S Site, 
 ■ H Home 
 ■ A Away 
 N Neutral

Average RPI Win:	240	WON-LOST	WINNING	LAST 10	STRENGTH OF	OPP. STRENGTH	TEAM	ADJ.	CONF.	ADJ CONF.
Average RPI Loss:	106	RECORD	PCT. RANK	GAMES	SCHEDULE	OF SCHEDULE	RPI	RPI	RPI	RPI
DIV. I ONLY	11- 9	140	5- 5	206	187	164	164	18	18	
DIV. I NON-CONF.	7- 4	107	1- 2	145	229	107	107	15	15	
TOTALS	RPI 1-25	RPI 26-50	W-L RECORDS	RPI 51-100	RPI 101-150	RPI 150+				
11- 9	0- 1	0- 0	OVERALL	0- 3	2- 3	9- 2				
7- 2	0- 0	0- 0	HOME	0- 1	2- 0	5- 1				
4- 5	0- 0	0- 0	AWAY	0- 2	0- 2	4- 1				
0- 2	0- 1	0- 0	NEUTRAL	0- 0	0- 1	0- 0				
7- 4	0- 1	0- 0	NON-CONFERENCE	0- 1	1- 2	6- 0				
4- 1	0- 0	0- 0	HOME	0- 1	1- 0	3- 0				
3- 1	0- 0	0- 0	AWAY	0- 0	0- 1	3- 0				
0- 2	0- 1	0- 0	NEUTRAL	0- 0	0- 1	0- 0				
4- 5	0- 0	0- 0	CONFERENCE	0- 2	1- 1	3- 2				
3- 1	0- 0	0- 0	HOME	0- 0	1- 0	2- 1				
1- 4	0- 0	0- 0	AWAY	0- 2	0- 1	1- 1				
0- 0	0- 0	0- 0	NEUTRAL	0- 0	0- 0	0- 0				

RPI 1-25				RPI 26-50				RPI 51-100				RPI 101+ Team's RPI: 164			
RPI	S	Opponent	Score	RPI	S	Opponent	Score	RPI	S	Opponent	Score	RPI	S	Opponent	Score
9	N	Oregon St.	55 71					53	A	Wichita St.	61 80	105	H	Indiana St.	65 53
								73	A	Drake	66 81	108	A	UNI	70 79
								95	H	Illinois	42 86	109	A	Wright St.	50 70
												114	N	Toledo	48 64
												145	H	Memphis	82 75
												172	A	UT Martin	87 78
												185	A	Missouri St.	57 61
												198	H	Mercer	67 52
												205	H	Evansville	58 63
												210	A	Morehead St.	75 66
												234	A	Austin Peay	75 65
												297	H	Southeast Mo. St.	78 62
												310	H	Loyola Chicago	64 58
												315	A	Illinois St.	65 56
												320	H	Bradley	76 59
												333	H	Murray St.	78 63
LAST 12 Division I GAMES:															
320	H	Bradley	76 59	73	A	Drake	66 81								
310	H	Loyola Chicago	64 58	108	A	UNI	70 79								
53	A	Wichita St.	61 80	315	A	Illinois St.	65 56								
185	A	Missouri St.	57 61	210	A	Morehead St.	75 66								
205	H	Evansville	58 63	114	N	Toledo	48 64								
105	H	Indiana St.	65 53	9	N	Oregon St.	55 71								

Non-Div I Games:

Southern Ill.

■ Loss, 
 ■ Non-Conf, 
 ■ S Site, 
 ■ Home 
 ■ A Away 
 N Neutral

Average RPI Win: <b>223</b>	WON-LOST	WINNING	LAST 10	STRENGTH OF	OPP. STRENGTH	TEAM	ADJ.	CONF.	ADJ CONF.
Average RPI Loss: <b>138</b>	RECORD	PCT. RANK	GAMES	SCHEDULE	OF SCHEDULE	RPI	RPI	RPI	RPI
DIV. I ONLY	12- 7	97	7- 3	184	234	117	117	17	17
DIV. I NON-CONF.	6- 4	132	1- 2	239	274	156	156	18	18
TOTALS	RPI 1-25	RPI 26-50	W-L RECORDS	RPI 51-100	RPI 101-150	RPI 150+			
12- 7	0- 1	2- 1	OVERALL	0- 1	1- 1	9- 3			
7- 2	0- 0	0- 1	HOME	0- 0	0- 0	7- 1			
5- 5	0- 1	2- 0	AWAY	0- 1	1- 1	2- 2			
0- 0	0- 0	0- 0	NEUTRAL	0- 0	0- 0	0- 0			
6- 4	0- 1	0- 1	NON-CONFERENCE	0- 1	0- 0	6- 1			
4- 1	0- 0	0- 1	HOME	0- 0	0- 0	4- 0			
2- 3	0- 1	0- 0	AWAY	0- 1	0- 0	2- 1			
0- 0	0- 0	0- 0	NEUTRAL	0- 0	0- 0	0- 0			
6- 3	0- 0	2- 0	CONFERENCE	0- 0	1- 1	3- 2			
3- 1	0- 0	0- 0	HOME	0- 0	0- 0	3- 1			
3- 2	0- 0	2- 0	AWAY	0- 0	1- 1	0- 1			
0- 0	0- 0	0- 0	NEUTRAL	0- 0	0- 0	0- 0			

RPI 1-25				RPI 26-50				RPI 51-100				RPI 101+ Team's RPI: 117			
RPI	S	Opponent	Score	RPI	S	Opponent	Score	RPI	S	Opponent	Score	RPI	S	Opponent	Score
22	A	FGCU	62 <b>78</b>	35	H	Mississippi St.	46 <b>73</b>	98	A	Ole Miss	66 <b>68</b>	103	A	Louisiana Tech	79 77
				38	A	Western Ky.	63 61					124	A	Marshall	65 <b>67</b>
				46	A	Middle Tenn.	77 75					191	H	UTSA	69 60
												209	A	McNeese St.	55 <b>57</b>
												226	A	UAB	49 <b>62</b>
												229	H	N.C. A&T	72 48
												234	H	Austin Peay	80 71
												240	A	Nicholls St.	89 57
												254	H	UTEP	59 <b>71</b>
												262	H	Rice	65 54
												311	A	South Ala.	64 53
												332	H	Tennessee Tech	80 58
												340	H	North Texas	67 55
												346	H	Mississippi Val.	69 51
LAST 12 Division I GAMES:															
		38	A	Western Ky.	63	61				254	H	UTEP	59	<b>71</b>	
		124	A	Marshall	65	<b>67</b>				191	H	UTSA	69	60	
		340	H	North Texas	67	55				103	A	Louisiana Tech	79	77	
		262	H	Rice	65	54				240	A	Nicholls St.	89	57	
		226	A	UAB	49	<b>62</b>				98	A	Ole Miss	66	<b>68</b>	
		46	A	Middle Tenn.	77	75				35	H	Mississippi St.	46	<b>73</b>	

Non-Div I Games: William Carey 98 45

Southern Miss.

■ Loss, 
 ■ Non-Conf, 
 ■ S Site, 
 ■ Home 
 ■ A Away 
 N Neutral

Average RPI Win:	313	WON-LOST	WINNING	LAST 10	STRENGTH OF	OPP. STRENGTH	TEAM	ADJ.	CONF.	ADJ CONF.
Average RPI Loss:	167	RECORD	PCT. RANK	GAMES	SCHEDULE	OF SCHEDULE	RPI	RPI	RPI	RPI
DIV. I ONLY	8- 10	201	0- 1	345	278	267	267	33	33	
DIV. I NON-CONF.	1- 8	322	0- 1	264	55	325	325	32	32	
TOTALS	RPI 1-25	RPI 26-50	W-L RECORDS	RPI 51-100	RPI 101-150	RPI 150+				
8- 10	0- 1	0- 1	OVERALL	0- 2	0- 0	8- 6				
4- 1	0- 0	0- 0	HOME	0- 0	0- 0	4- 1				
4- 8	0- 1	0- 1	AWAY	0- 2	0- 0	4- 4				
0- 1	0- 0	0- 0	NEUTRAL	0- 0	0- 0	0- 1				
1- 8	0- 1	0- 1	NON-CONFERENCE	0- 2	0- 0	1- 4				
1- 0	0- 0	0- 0	HOME	0- 0	0- 0	1- 0				
0- 7	0- 1	0- 1	AWAY	0- 2	0- 0	0- 3				
0- 1	0- 0	0- 0	NEUTRAL	0- 0	0- 0	0- 1				
7- 2	0- 0	0- 0	CONFERENCE	0- 0	0- 0	7- 2				
3- 1	0- 0	0- 0	HOME	0- 0	0- 0	3- 1				
4- 1	0- 0	0- 0	AWAY	0- 0	0- 0	4- 1				
0- 0	0- 0	0- 0	NEUTRAL	0- 0	0- 0	0- 0				

RPI 1-25				RPI 26-50				RPI 51-100				RPI 101+ Team's RPI: 267			
RPI	S	Opponent	Score	RPI	S	Opponent	Score	RPI	S	Opponent	Score	RPI	S	Opponent	Score
21	A	Texas	42 80	33	A	Minnesota	62 107	95	A	Illinois	42 62	166	A	Florida	49 78
								98	A	Ole Miss	68 91	170	A	Arizona	45 56
												206	H	Prairie View	67 51
												221	H	Texas Southern	48 62
												283	A	Southeastern La.	76 79
												288	N	Ga. Southern	52 68
												292	A	Jackson St.	77 61
												296	A	Grambling	56 57
												319	A	Alabama St.	53 49
												326	A	Alcorn	59 51
												335	H	Florida A&M	80 69
												337	H	Ark.-Pine Bluff	69 42
												342	A	Alabama A&M	77 55
												346	H	Mississippi Val.	70 51
LAST 12 Division I GAMES:															
288	N	Ga. Southern	52 68	292	A	Jackson St.	77 61								
326	A	Alcorn	59 51	296	A	Grambling	56 57								
319	A	Alabama St.	53 49	221	H	Texas Southern	48 62								
342	A	Alabama A&M	77 55	206	H	Prairie View	67 51								
346	H	Mississippi Val.	70 51	166	A	Florida	49 78								
337	H	Ark.-Pine Bluff	69 42	335	H	Florida A&M	80 69								

Non-Div I Games: Mobile 85 50

Southern U.

## Southern Utah

Through Games Of Feb. 1, 2015

Average RPI Win:	270	WON-LOST	WINNING	LAST 10	STRENGTH OF	OPP. STRENGTH	TEAM	ADJ.	CONF.	ADJ CONF.
Average RPI Loss:	162	RECORD	PCT. RANK	GAMES	SCHEDULE	OF SCHEDULE	RPI	RPI	RPI	RPI
DIV. I ONLY	9- 7	134	5- 5	290	305	224	224	22	22	
DIV. I NON-CONF.	5- 3	122	1- 2	260	319	179	179	22	22	
TOTALS	RPI 1-25	RPI 26-50	W-L RECORDS	RPI 51-100	RPI 101-150	RPI 150+				
9- 7	0- 0	0- 1	OVERALL	0- 0	1- 4	8- 2				
6- 3	0- 0	0- 0	HOME	0- 0	1- 3	5- 0				
3- 3	0- 0	0- 1	AWAY	0- 0	0- 0	3- 2				
0- 1	0- 0	0- 0	NEUTRAL	0- 0	0- 1	0- 0				
5- 3	0- 0	0- 1	NON-CONFERENCE	0- 0	1- 2	4- 0				
3- 1	0- 0	0- 0	HOME	0- 0	1- 1	2- 0				
2- 1	0- 0	0- 1	AWAY	0- 0	0- 0	2- 0				
0- 1	0- 0	0- 0	NEUTRAL	0- 0	0- 1	0- 0				
4- 4	0- 0	0- 0	CONFERENCE	0- 0	0- 2	4- 2				
3- 2	0- 0	0- 0	HOME	0- 0	0- 2	3- 0				
1- 2	0- 0	0- 0	AWAY	0- 0	0- 0	1- 2				
0- 0	0- 0	0- 0	NEUTRAL	0- 0	0- 0	0- 0				

RPI 1-25			RPI 26-50			RPI 51-100			RPI 101+			Team's RPI: 224
RPI	S	Opponent	Score	RPI	S	Opponent	Score	RPI	S	Opponent	Score	
				42	A	Gonzaga	51 70					
								123	H	Montana	37 59	
								127	H	Boise St.	66 64	
								128	N	UC Davis	53 76	
								133	H	New Mexico St.	64 81	
								142	H	Sacramento St.	67 69	
								212	H	Montana St.	74 69	
								216	A	Idaho St.	68 61	
								259	A	Weber St.	39 60	
								264	H	UNLV	93 84	
								287	H	Portland St.	86 74	
								309	A	Northern Ariz.	64 73	
								309	H	Northern Ariz.	63 53	
								336	A	Utah Valley	76 72	
								336	H	Utah Valley	66 61	
								347	A	Air Force	73 57	
LAST 12 Division I GAMES:												
309	A	Northern Ariz.	64 73	336	H	Utah Valley	66 61					
123	H	Montana	37 59	142	H	Sacramento St.	67 69					
212	H	Montana St.	74 69	287	H	Portland St.	86 74					
259	A	Weber St.	39 60	133	H	New Mexico St.	64 81					
216	A	Idaho St.	68 61	42	A	Gonzaga	51 70					
309	H	Northern Ariz.	63 53	264	H	UNLV	93 84					

Non-Div I Games: N.M. Highlands 82 64 Westminster (UT) 74 72

Southern Utah

Loss, Non-Conf, S Site, H Home A Away N Neutral

Average RPI Win:	231	WON-LOST	WINNING	LAST 10	STRENGTH OF	OPP. STRENGTH	TEAM	ADJ.	CONF.	ADJ CONF.
Average RPI Loss:	101	RECORD	PCT. RANK	GAMES	SCHEDULE	OF SCHEDULE	RPI	RPI	RPI	RPI
DIV. I ONLY	12- 10	149	3- 7	223	107	149	149	6	6	
DIV. I NON-CONF.	10- 3	52	3- 0	314	188	92	92	6	6	
TOTALS	RPI 1-25	RPI 26-50	W-L RECORDS	RPI 51-100	RPI 101-150	RPI 150+				
12- 10	0- 2	0- 0	OVERALL	1- 3	0- 3	11- 2				
5- 4	0- 1	0- 0	HOME	0- 2	0- 1	5- 0				
6- 6	0- 1	0- 0	AWAY	0- 1	0- 2	6- 2				
1- 0	0- 0	0- 0	NEUTRAL	1- 0	0- 0	0- 0				
10- 3	0- 1	0- 0	NON-CONFERENCE	1- 0	0- 1	9- 1				
4- 0	0- 0	0- 0	HOME	0- 0	0- 0	4- 0				
5- 3	0- 1	0- 0	AWAY	0- 0	0- 1	5- 1				
1- 0	0- 0	0- 0	NEUTRAL	1- 0	0- 0	0- 0				
2- 7	0- 1	0- 0	CONFERENCE	0- 3	0- 2	2- 1				
1- 4	0- 1	0- 0	HOME	0- 2	0- 1	1- 0				
1- 3	0- 0	0- 0	AWAY	0- 1	0- 1	1- 1				
0- 0	0- 0	0- 0	NEUTRAL	0- 0	0- 0	0- 0				

RPI	S	Opponent	Score	RPI	S	Opponent	Score	RPI	S	Opponent	Score	RPI	S	Opponent	Score	Team's RPI: 149
12	H	Dayton	70 86					67	N	Drexel	43 32	112	A	Saint Joseph's	48 66	
25	A	James Madison	43 76					70	H	Duquesne	63 76	114	A	Toledo	58 64	
								86	H	Fordham	62 72	115	H	VCU	51 61	
								96	A	Richmond	61 67	159	A	Buffalo	44 51	
												178	A	Massachusetts	77 57	
												178	H	Massachusetts	65 53	
												199	A	Penn St.	56 54	
												217	A	George Mason	55 68	
												227	A	Detroit	68 56	
												244	A	Niagara	72 60	
												245	H	Canisius	62 46	
												263	A	Brown	58 56	
												273	H	Colgate	65 49	
												276	A	Georgetown	70 64	
												303	H	UNC Greensboro	78 60	
												314	H	Binghamton	72 54	
LAST 12 Division I GAMES:																
178	A	Massachusetts	77 57	86	H	Fordham	62 72									
70	H	Duquesne	63 76	96	A	Richmond	61 67									
112	A	Saint Joseph's	48 66	178	H	Massachusetts	65 53									
115	H	VCU	51 61	276	A	Georgetown	70 64									
12	H	Dayton	70 86	244	A	Niagara	72 60									
217	A	George Mason	55 68	303	H	UNC Greensboro	78 60									

Non-Div I Games:

St. Bonaventure



Average RPI Win:	292	WON-LOST	WINNING	LAST 10	STRENGTH OF	OPP. STRENGTH	TEAM	ADJ.	CONF.	ADJ CONF.
Average RPI Loss:	183	RECORD	PCT. RANK	GAMES	SCHEDULE	OF SCHEDULE	RPI	RPI	RPI	RPI
DIV. I ONLY	6- 15	286	3- 7	307	303	308	308	27	27	
DIV. I NON-CONF.	3- 9	281	0- 3	286	263	315	315	28	28	
TOTALS	RPI 1-25	RPI 26-50	W-L RECORDS	RPI 51-100	RPI 101-150	RPI 150+				
6- 15	0- 0	0- 0	OVERALL	0- 2	0- 5	6- 8				
2- 6	0- 0	0- 0	HOME	0- 1	0- 2	2- 3				
2- 7	0- 0	0- 0	AWAY	0- 1	0- 1	2- 5				
2- 2	0- 0	0- 0	NEUTRAL	0- 0	0- 2	2- 0				
3- 9	0- 0	0- 0	NON-CONFERENCE	0- 2	0- 3	3- 4				
1- 3	0- 0	0- 0	HOME	0- 1	0- 0	1- 2				
0- 4	0- 0	0- 0	AWAY	0- 1	0- 1	0- 2				
2- 2	0- 0	0- 0	NEUTRAL	0- 0	0- 2	2- 0				
3- 6	0- 0	0- 0	CONFERENCE	0- 0	0- 2	3- 4				
1- 3	0- 0	0- 0	HOME	0- 0	0- 2	1- 1				
2- 3	0- 0	0- 0	AWAY	0- 0	0- 0	2- 3				
0- 0	0- 0	0- 0	NEUTRAL	0- 0	0- 0	2- 0				

RPI 1-25				RPI 26-50				RPI 51-100				RPI 101+				Team's RPI: 308	
RPI	S	Opponent	Score	RPI	S	Opponent	Score	RPI	S	Opponent	Score	RPI	S	Opponent	Score		
								75	H	Georgia Tech	59	65	112	N	Saint Joseph's	42	64
								89	A	Albany (NY)	47	90	118	N	North Dakota	63	70
												132	A	Army	55	61	
												144	H	Central Conn. St.	49	51	
												147	H	Bryant	53	65	
												171	H	Lafayette	51	73	
												196	A	Robert Morris	64	67	
												196	H	Robert Morris	64	69	
												200	H	Stony Brook	57	55	
												220	A	Sacred Heart	55	71	
												258	A	UMass Lowell	62	64	
												274	A	NJIT	50	57	
												285	N	Rider	71	60	
												294	H	LIU Brooklyn	62	53	
												300	A	Mt. St. Mary's	48	56	
												313	H	Vermont	61	63	
												321	A	Saint Francis (PA)	70	55	
												323	A	Fairleigh Dickinson	72	61	
												330	N	Saint Peter's	48	36	
LAST 12 Division I GAMES:																	
294	H	LIU Brooklyn	62	53	300	A	Mt. St. Mary's	48	56								
144	H	Central Conn. St.	49	51	147	H	Bryant	53	65								
196	H	Robert Morris	64	69	220	A	Sacred Heart	55	71								
321	A	Saint Francis (PA)	70	55	258	A	UMass Lowell	62	64								
196	A	Robert Morris	64	67	75	H	Georgia Tech	59	65								
323	A	Fairleigh Dickinson	72	61	313	H	Vermont	61	63								

Non-Div I Games:

St. Francis Brooklyn

■ Loss, 
 ■ Non-Conf, 
 ■ S Site, 
 ■ H Home 
 ■ A Away 
 N Neutral

Average RPI Win:	187	WON-LOST	WINNING	LAST 10	STRENGTH OF	OPP. STRENGTH	TEAM	ADJ.	CONF.	ADJ CONF.
Average RPI Loss:	68	RECORD	PCT. RANK	GAMES	SCHEDULE	OF SCHEDULE	RPI	RPI	RPI	RPI
DIV. I ONLY	15- 6	57	5- 5	83	111	66	66	9	9	
DIV. I NON-CONF.	9- 2	35	1- 2	123	157	61	61	8	8	
TOTALS	RPI 1-25	RPI 26-50	W-L RECORDS	RPI 51-100	RPI 101-150	RPI 150+				
15- 6	1- 1	1- 1	OVERALL	1- 3	3- 1	9- 0				
9- 3	0- 0	1- 0	HOME	0- 2	1- 1	7- 0				
6- 2	1- 0	0- 1	AWAY	1- 1	2- 0	2- 0				
0- 1	0- 1	0- 0	NEUTRAL	0- 0	0- 0	0- 0				
9- 2	1- 1	0- 0	NON-CONFERENCE	0- 0	3- 1	5- 0				
6- 1	0- 0	0- 0	HOME	0- 0	1- 1	5- 0				
3- 0	1- 0	0- 0	AWAY	0- 0	2- 0	0- 0				
0- 1	0- 1	0- 0	NEUTRAL	0- 0	0- 0	0- 0				
6- 4	0- 0	1- 1	CONFERENCE	1- 3	0- 0	4- 0				
3- 2	0- 0	1- 0	HOME	0- 2	0- 0	2- 0				
3- 2	0- 0	0- 1	AWAY	1- 1	0- 0	2- 0				
0- 0	0- 0	0- 0	NEUTRAL	0- 0	0- 0	0- 0				

RPI 1-25				RPI 26-50				RPI 51-100				RPI 101+			
RPI	S	Opponent	Score	RPI	S	Opponent	Score	RPI	S	Opponent	Score	RPI	S	Opponent	Score
6	N	UConn	54 70	32	A	Seton Hall	73 78	81	H	DePaul	75 84	105	H	Indiana St.	67 73
19	A	South Fla.	55 52	32	H	Seton Hall	59 50	85	A	Villanova	69 81	116	A	Yale	61 50
								88	A	Creighton	61 38	126	A	Marist	49 48
								97	H	Butler	50 55	141	H	Auburn	56 49
												165	H	Xavier	65 42
												166	H	Florida	72 66
												235	A	Providence	68 52
												243	H	UCF	62 48
												274	H	NJIT	66 42
												276	A	Georgetown	74 57
												281	H	Marquette	67 52
												314	H	Binghamton	67 51
												325	H	Wagner	71 49
LAST 12 Division I GAMES:															
				32	A	Seton Hall	73 78	97	H	Butler	50 55				
				85	A	Villanova	69 81	6	N	UConn	54 70				
				276	A	Georgetown	74 57	32	H	Seton Hall	59 50				
				281	H	Marquette	67 52	235	A	Providence	68 52				
				81	H	DePaul	75 84	105	H	Indiana St.	67 73				
				88	A	Creighton	61 38	141	H	Auburn	56 49				

Non-Div I Games:

St. John's (NY)

## St. Mary's (CA)

Through Games Of Feb. 1, 2015

Average RPI Win:	170	WON-LOST	WINNING	LAST 10	STRENGTH OF	OPP. STRENGTH	TEAM	ADJ.	CONF.	ADJ CONF.
Average RPI Loss:	58	RECORD	PCT. RANK	GAMES	SCHEDULE	OF SCHEDULE	RPI	RPI	RPI	RPI
DIV. I ONLY	16- 6	52	8- 2	121	60	58	58	8	8	
DIV. I NON-CONF.	7- 4	107	0- 1	55	31	60	60	7	7	
TOTALS	RPI 1-25	RPI 26-50	W-L RECORDS	RPI 51-100	RPI 101-150	RPI 150+				
16- 6	0- 1	1- 2	OVERALL	3- 2	3- 1	9- 0				
8- 3	0- 0	1- 1	HOME	1- 1	2- 1	4- 0				
8- 3	0- 1	0- 1	AWAY	2- 1	1- 0	5- 0				
0- 0	0- 0	0- 0	NEUTRAL	0- 0	0- 0	0- 0				
7- 4	0- 1	1- 1	NON-CONFERENCE	1- 1	3- 1	2- 0				
5- 1	0- 0	1- 0	HOME	1- 0	2- 1	1- 0				
2- 3	0- 1	0- 1	AWAY	0- 1	1- 0	1- 0				
0- 0	0- 0	0- 0	NEUTRAL	0- 0	0- 0	0- 0				
9- 2	0- 0	0- 1	CONFERENCE	2- 1	0- 0	7- 0				
3- 2	0- 0	0- 1	HOME	0- 1	0- 0	3- 0				
6- 0	0- 0	0- 0	AWAY	2- 0	0- 0	4- 0				
0- 0	0- 0	0- 0	NEUTRAL	0- 0	0- 0	0- 0				

RPI 1-25				RPI 26-50				RPI 51-100				Team's RPI: 58	RPI 101+			
RPI	S	Opponent	Score	RPI	S	Opponent	Score	RPI	S	Opponent	Score		RPI	S	Opponent	Score
13	A	George Washington	52 70	30	A	Fresno St.	56 60	56	A	BYU	61 51		104	H	Boston College	72 82
				40	H	Iowa St.	67 63	64	H	Pacific	86 88		107	H	CSUN	73 63
				42	H	Gonzaga	42 52	69	A	San Diego	57 56		128	A	UC Davis	57 55
								76	H	Southern California	64 58		142	H	Sacramento St.	99 91
								93	A	Virginia	49 62		151	A	Cal Poly	65 64
													167	A	San Francisco	68 66
													197	A	Pepperdine	53 49
													197	H	Pepperdine	73 68
													213	A	Santa Clara	62 61
													253	H	Portland	66 53
													289	A	Loyola Marymount	56 49
													289	H	Loyola Marymount	72 71
													339	H	Howard	80 55
LAST 12 Division I GAMES:																
197	A	Pepperdine	53 49	64	H	Pacific	86 88									
289	A	Loyola Marymount	56 49	289	H	Loyola Marymount	72 71									
253	H	Portland	66 53	197	H	Pepperdine	73 68									
42	H	Gonzaga	42 52	167	A	San Francisco	68 66									
56	A	BYU	61 51	213	A	Santa Clara	62 61									
69	A	San Diego	57 56	13	A	George Washington	52 70									

Non-Div I Games:

St. Mary's (CA)

Loss, 
Non-Conf, S Site, 
H Home
A Away 
N Neutral

Average RPI Win:	125	WON-LOST	WINNING	LAST 10	STRENGTH OF	OPP. STRENGTH	TEAM	ADJ.	CONF.	ADJ CONF.
Average RPI Loss:	15	RECORD	PCT. RANK	GAMES	SCHEDULE	OF SCHEDULE	RPI	RPI	RPI	RPI
DIV. I ONLY	16- 5	38	9- 1	31	3	24	24	5	5	
DIV. I NON-CONF.	8- 4	92	2- 1	38	6	44	44	3	3	
TOTALS	RPI 1-25	RPI 26-50	W-L RECORDS	RPI 51-100	RPI 101-150	RPI 150+				
16- 5	2- 4	2- 1	OVERALL	3- 0	3- 0	6- 0				
9- 2	1- 2	1- 0	HOME	0- 0	3- 0	4- 0				
6- 2	1- 1	1- 1	AWAY	3- 0	0- 0	1- 0				
1- 1	0- 1	0- 0	NEUTRAL	0- 0	0- 0	1- 0				
8- 4	1- 3	0- 1	NON-CONFERENCE	1- 0	2- 0	4- 0				
5- 1	1- 1	0- 0	HOME	0- 0	2- 0	2- 0				
2- 2	0- 1	0- 1	AWAY	1- 0	0- 0	1- 0				
1- 1	0- 1	0- 0	NEUTRAL	0- 0	0- 0	1- 0				
8- 1	1- 1	2- 0	CONFERENCE	2- 0	1- 0	2- 0				
4- 1	0- 1	1- 0	HOME	0- 0	1- 0	2- 0				
4- 0	1- 0	1- 0	AWAY	2- 0	0- 0	0- 0				
0- 0	0- 0	0- 0	NEUTRAL	0- 0	0- 0	0- 0				

RPI 1-25				RPI 26-50				RPI 51-100				RPI 101+			
RPI	S	Opponent	Score	RPI	S	Opponent	Score	RPI	S	Opponent	Score	RPI	S	Opponent	Score
1	A	Tennessee	40 59	26	A	Chattanooga	46 54	76	A	Southern California	71 60	102	H	Colorado	62 55
6	H	UConn	88 86	43	A	Washington St.	86 76	84	A	UCLA	79 70	104	H	Boston College	96 63
10	H	Arizona St.	57 60	43	H	Washington St.	75 56	91	A	Hawaii	86 73	128	H	UC Davis	71 59
17	N	North Carolina	54 70									154	A	New Mexico	70 65
20	A	Washington	60 56									170	H	Arizona	77 47
21	H	Texas	81 87									206	N	Prairie View	88 45
												213	H	Santa Clara	82 43
												222	H	Utah	55 44
												341	H	UC Santa Barbara	90 34
LAST 12 Division I GAMES:															
43	H	Washington St.	75 56	20	A	Washington	60 56								
76	A	Southern California	71 60	222	H	Utah	55 44								
84	A	UCLA	79 70	102	H	Colorado	62 55								
10	H	Arizona St.	57 60	341	H	UC Santa Barbara	90 34								
170	H	Arizona	77 47	128	H	UC Davis	71 59								
43	A	Washington St.	86 76	1	A	Tennessee	40 59								

Non-Div I Games:

Stanford

Average RPI Win:	250	WON-LOST	WINNING	LAST 10	STRENGTH OF	OPP. STRENGTH	TEAM	ADJ.	CONF.	ADJ CONF.
Average RPI Loss:	170	RECORD	PCT. RANK	GAMES	SCHEDULE	OF SCHEDULE	RPI	RPI	RPI	RPI
DIV. I ONLY	10- 6	100	7- 2	301	240	176	176	28	28	
DIV. I NON-CONF.	4- 4	158	2- 1	220	96	204	204	27	27	
TOTALS	RPI 1-25	RPI 26-50	W-L RECORDS	RPI 51-100	RPI 101-150	RPI 150+				
10- 6	0- 1	0- 0	OVERALL	0- 0	0- 2	10- 3				
6- 1	0- 0	0- 0	HOME	0- 0	0- 1	6- 0				
4- 3	0- 1	0- 0	AWAY	0- 0	0- 0	4- 2				
0- 2	0- 0	0- 0	NEUTRAL	0- 0	0- 1	0- 1				
4- 4	0- 1	0- 0	NON-CONFERENCE	0- 0	0- 2	4- 1				
3- 1	0- 0	0- 0	HOME	0- 0	0- 1	3- 0				
1- 1	0- 1	0- 0	AWAY	0- 0	0- 0	1- 0				
0- 2	0- 0	0- 0	NEUTRAL	0- 0	0- 1	0- 1				
6- 2	0- 0	0- 0	CONFERENCE	0- 0	0- 0	6- 2				
3- 0	0- 0	0- 0	HOME	0- 0	0- 0	3- 0				
3- 2	0- 0	0- 0	AWAY	0- 0	0- 0	3- 2				
0- 0	0- 0	0- 0	NEUTRAL	0- 0	0- 0	0- 0				

RPI 1-25				RPI 26-50				RPI 51-100				RPI 101+ Team's RPI: 176			
RPI	S	Opponent	Score	RPI	S	Opponent	Score	RPI	S	Opponent	Score	RPI	S	Opponent	Score
3	A	Baylor	57 96									103	H	Louisiana Tech	69 76
												122	N	UC Riverside	62 90
												170	H	Arizona	72 60
												206	H	Prairie View	83 73
												209	A	McNeese St.	67 73
												211	H	La.-Monroe	82 54
												218	A	Lamar	59 55
												262	A	Rice	70 59
												266	A	Central Ark.	73 46
												268	A	Abilene Christian	71 69
												275	H	A&M-Corpus Christi	64 55
												282	A	Sam Houston St.	64 65
												283	H	Southeastern La.	78 71
												298	N	Boston U.	57 62
												345	H	New Orleans	76 56
LAST 12 Division I GAMES:															
275	H	A&M-Corpus Christi	64 55	283	H	Southeastern La.	78 71								
282	A	Sam Houston St.	64 65	209	A	McNeese St.	67 73								
218	A	Lamar	59 55	170	H	Arizona	72 60								
268	A	Abilene Christian	71 69	3	A	Baylor	57 96								
345	H	New Orleans	76 56	262	A	Rice	70 59								
266	A	Central Ark.	73 46	298	N	Boston U.	57 62								

Non-Div I Games: Southern Ark. 73 50 St. Edward's 65 56 Tex. A&M-Kingsville 90 50

Stephen F. Austin

Loss, Non-Conf, S Site, H Home A Away N Neutral

Average RPI Win:	216	WON-LOST	WINNING	LAST 10	STRENGTH OF	OPP. STRENGTH	TEAM	ADJ.	CONF.	ADJ CONF.
Average RPI Loss:	78	RECORD	PCT. RANK	GAMES	SCHEDULE	OF SCHEDULE	RPI	RPI	RPI	RPI
DIV. I ONLY	14- 5	47	8- 2	114	175	47	47	11	11	
DIV. I NON-CONF.	9- 3	60	4- 1	133	151	48	48	13	13	
TOTALS	RPI 1-25	RPI 26-50	W-L RECORDS	RPI 51-100	RPI 101-150	RPI 150+				
14- 5	0- 3	0- 0	OVERALL	0- 0	3- 0	11- 2				
7- 0	0- 0	0- 0	HOME	0- 0	1- 0	6- 0				
5- 5	0- 3	0- 0	AWAY	0- 0	1- 0	4- 2				
2- 0	0- 0	0- 0	NEUTRAL	0- 0	1- 0	1- 0				
9- 3	0- 2	0- 0	NON-CONFERENCE	0- 0	2- 0	7- 1				
4- 0	0- 0	0- 0	HOME	0- 0	0- 0	4- 0				
3- 3	0- 2	0- 0	AWAY	0- 0	1- 0	2- 1				
2- 0	0- 0	0- 0	NEUTRAL	0- 0	1- 0	1- 0				
5- 2	0- 1	0- 0	CONFERENCE	0- 0	1- 0	4- 1				
3- 0	0- 0	0- 0	HOME	0- 0	1- 0	2- 0				
2- 2	0- 1	0- 0	AWAY	0- 0	0- 0	2- 1				
0- 0	0- 0	0- 0	NEUTRAL	0- 0	0- 0	0- 0				

RPI 1-25				RPI 26-50		Team's RPI: 47		RPI 51-100				RPI 101+			
RPI	S	Opponent	Score	RPI	S	Opponent	Score	RPI	S	Opponent	Score	RPI	S	Opponent	Score
3	A	Baylor	42 96									105	A	Indiana St.	62 52
19	A	South Fla.	62 78									126	N	Marist	57 50
22	A	FGCU	55 57									140	H	Kennesaw St.	75 64
												157	H	Texas St.	75 57
												166	A	Florida	54 59
												181	A	Northern Ky.	62 68
												223	H	USC Upstate	67 44
												232	A	North Florida	67 38
												243	A	UCF	67 49
												246	H	Campbell	76 63
												247	H	Bethune-Cookman	91 61
												248	A	Lipscomb	82 77
												257	N	Utah St.	84 64
												260	H	Jacksonville	73 47
												265	H	UNCW	72 55
												271	A	Valparaiso	73 62
LAST 12 Division I GAMES:															
248	A	Lipscomb	82 77	22	A	FGCU	55 57								
181	A	Northern Ky.	62 68	271	A	Valparaiso	73 62								
223	H	USC Upstate	67 44	265	H	UNCW	72 55								
140	H	Kennesaw St.	75 64	157	H	Texas St.	75 57								
232	A	North Florida	67 38	246	H	Campbell	76 63								
260	H	Jacksonville	73 47	166	A	Florida	54 59								

Non-Div I Games: Webber Int'l 90 27 Warner 101 40

Stetson

Loss, Non-Conf, S Site, H Home A Away N Neutral

Average RPI Win:	260	WON-LOST	WINNING	LAST 10	STRENGTH OF	OPP. STRENGTH	TEAM	ADJ.	CONF.	ADJ CONF.
Average RPI Loss:	149	RECORD	PCT. RANK	GAMES	SCHEDULE	OF SCHEDULE	RPI	RPI	RPI	RPI
DIV. I ONLY	12- 10	149	6- 4	265	270	200	200	23	23	
DIV. I NON-CONF.	7- 6	154	2- 1	296	276	205	205	24	24	
TOTALS	RPI 1-25	RPI 26-50	W-L RECORDS	RPI 51-100	RPI 101-150	RPI 150+				
12- 10	0- 1	0- 1	OVERALL	1- 2	0- 2	11- 4				
8- 3	0- 0	0- 0	HOME	1- 1	0- 1	7- 1				
4- 7	0- 1	0- 1	AWAY	0- 1	0- 1	4- 3				
0- 0	0- 0	0- 0	NEUTRAL	0- 0	0- 0	0- 0				
7- 6	0- 1	0- 1	NON-CONFERENCE	1- 0	0- 1	6- 3				
6- 0	0- 0	0- 0	HOME	1- 0	0- 0	5- 0				
1- 6	0- 1	0- 1	AWAY	0- 0	0- 1	1- 3				
0- 0	0- 0	0- 0	NEUTRAL	0- 0	0- 0	0- 0				
5- 4	0- 0	0- 0	CONFERENCE	0- 2	0- 1	5- 1				
2- 3	0- 0	0- 0	HOME	0- 1	0- 1	2- 1				
3- 1	0- 0	0- 0	AWAY	0- 1	0- 0	3- 0				
0- 0	0- 0	0- 0	NEUTRAL	0- 0	0- 0	0- 0				

RPI 1-25				RPI 26-50				RPI 51-100				RPI 101+ Team's RPI: 200			
RPI	S	Opponent	Score	RPI	S	Opponent	Score	RPI	S	Opponent	Score	RPI	S	Opponent	Score
15	A	Duke	42 72	40	A	Iowa St.	64 74	83	H	Western Mich.	59 55	132	A	Army	59 68
								89	A	Albany (NY)	59 69	135	H	Hartford	58 60
								92	H	Maine	55 58	168	A	New Hampshire	60 52
												168	H	New Hampshire	52 60
												171	H	Lafayette	60 58
												190	A	Iona	62 73
												258	A	UMass Lowell	64 60
												279	H	Norfolk St.	52 46
												280	A	Morgan St.	50 48
												290	A	UMBC	66 50
												308	A	St. Francis Brooklyn	55 57
												313	H	Vermont	60 38
												314	H	Binghamton	67 54
												317	H	Columbia	82 68
												320	H	Bradley	79 63
												325	A	Wagner	70 76
												330	H	Saint Peter's	56 40
LAST 12 Division I GAMES:															
168	A	New Hampshire	60 52	290	A	UMBC	66 50								
135	H	Hartford	58 60	313	H	Vermont	60 38								
314	H	Binghamton	67 54	168	H	New Hampshire	52 60								
258	A	UMass Lowell	64 60	279	H	Norfolk St.	52 46								
89	A	Albany (NY)	59 69	83	H	Western Mich.	59 55								
92	H	Maine	55 58	325	A	Wagner	70 76								

Non-Div I Games:

Stony Brook

■ Loss, 
 ■ Non-Conf, 
 ■ S Site, 
 ■ H Home 
 ■ A Away 
 N Neutral

Average RPI Win:	153	WON-LOST	WINNING	LAST 10	STRENGTH OF	OPP. STRENGTH	TEAM	ADJ.	CONF.	ADJ CONF.
Average RPI Loss:	22	RECORD	PCT. RANK	GAMES	SCHEDULE	OF SCHEDULE	RPI	RPI	RPI	RPI
DIV. I ONLY	15- 6	57	7- 3	26	30	34	34	2	2	
DIV. I NON-CONF.	10- 3	52	2- 2	92	81	56	56	4	4	
TOTALS	RPI 1-25	RPI 26-50	W-L RECORDS	RPI 51-100	RPI 101-150	RPI 150+				
15- 6	0- 5	1- 0	OVERALL	5- 1	3- 0	6- 0				
10- 1	0- 1	0- 0	HOME	3- 0	2- 0	5- 0				
4- 2	0- 2	1- 0	AWAY	1- 0	1- 0	1- 0				
1- 3	0- 2	0- 0	NEUTRAL	1- 1	0- 0	0- 0				
10- 3	0- 2	0- 0	NON-CONFERENCE	3- 1	2- 0	5- 0				
7- 0	0- 0	0- 0	HOME	1- 0	2- 0	4- 0				
2- 0	0- 0	0- 0	AWAY	1- 0	0- 0	1- 0				
1- 3	0- 2	0- 0	NEUTRAL	1- 1	0- 0	0- 0				
5- 3	0- 3	1- 0	CONFERENCE	2- 0	1- 0	1- 0				
3- 1	0- 1	0- 0	HOME	2- 0	0- 0	1- 0				
2- 2	0- 2	1- 0	AWAY	0- 0	1- 0	0- 0				
0- 0	0- 0	0- 0	NEUTRAL	0- 0	0- 0	0- 0				

RPI 1-25				RPI 26-50				Team's RPI: 34	RPI 51-100				RPI 101+			
RPI	S	Opponent	Score	RPI	S	Opponent	Score		RPI	S	Opponent	Score	RPI	S	Opponent	Score
2	H	Notre Dame	74 85	39	A	Pittsburgh	68 60		60	N	East Carolina	69 58	104	A	Boston College	64 46
3	N	Baylor	72 74						70	A	Duquesne	90 84	106	H	Cornell	76 59
7	N	South Carolina	63 67						74	H	North Carolina St.	66 49	144	H	Central Conn. St.	74 43
8	A	Louisville	58 78						86	H	Fordham	59 42	163	H	Wake Forest	73 62
15	A	Duke	72 74						93	H	Virginia	70 58	199	H	Penn St.	61 39
									94	N	Michigan St.	76 89	245	H	Canisius	70 37
													260	A	Jacksonville	77 61
													313	H	Vermont	94 63
													334	H	N.C. Central	70 25
LAST 12 Division I GAMES:																
8	A	Louisville	58 78	15	A	Duke	72 74									
74	H	North Carolina St.	66 49	2	H	Notre Dame	74 85									
39	A	Pittsburgh	68 60	144	H	Central Conn. St.	74 43									
104	A	Boston College	64 46	106	H	Cornell	76 59									
163	H	Wake Forest	73 62	94	N	Michigan St.	76 89									
93	H	Virginia	70 58	3	N	Baylor	72 74									

Non-Div I Games:

Syracuse



Average RPI Win:	173	WON-LOST	WINNING	LAST 10	STRENGTH OF	OPP. STRENGTH	TEAM	ADJ.	CONF.	ADJ CONF.
Average RPI Loss:	45	RECORD	PCT. RANK	GAMES	SCHEDULE	OF SCHEDULE	RPI	RPI	RPI	RPI
DIV. I ONLY	13- 7	83	6- 4	46	52	72	72	1	1	
DIV. I NON-CONF.	8- 3	71	3- 0	244	204	143	143	2	2	
TOTALS	RPI 1-25	RPI 26-50	W-L RECORDS	RPI 51-100	RPI 101-150	RPI 150+				
13- 7	1- 1	1- 4	OVERALL	3- 1	0- 1	8- 0				
10- 3	1- 1	1- 2	HOME	1- 0	0- 0	7- 0				
2- 3	0- 0	0- 2	AWAY	2- 0	0- 1	0- 0				
1- 1	0- 0	0- 0	NEUTRAL	0- 1	0- 0	1- 0				
8- 3	0- 0	0- 2	NON-CONFERENCE	0- 1	0- 0	8- 0				
7- 1	0- 0	0- 1	HOME	0- 0	0- 0	7- 0				
0- 1	0- 0	0- 1	AWAY	0- 0	0- 0	0- 0				
1- 1	0- 0	0- 0	NEUTRAL	0- 1	0- 0	1- 0				
5- 4	1- 1	1- 2	CONFERENCE	3- 0	0- 1	0- 0				
3- 2	1- 1	1- 1	HOME	1- 0	0- 0	0- 0				
2- 2	0- 0	0- 1	AWAY	2- 0	0- 1	0- 0				
0- 0	0- 0	0- 0	NEUTRAL	0- 0	0- 0	0- 0				

RPI	S	Opponent	Score	RPI	S	Opponent	Score	RPI	S	Opponent	Score	RPI	S	Opponent	Score
3	H	Baylor	67 89	27	H	Oklahoma	81 97	68	A	Kansas	80 63	111	A	Texas Tech	37 52
21	H	Texas	64 59	28	H	Texas A&M	71 82	77	N	Colorado St.	62 76	185	N	Missouri St.	82 68
				31	A	Georgia	53 62	82	A	Oklahoma St.	71 62	206	H	Prairie View	56 50
				40	A	Iowa St.	62 80	82	H	Oklahoma St.	70 66	218	H	Lamar	72 68
				40	H	Iowa St.	86 84					221	H	Texas Southern	69 52
												255	H	SMU	73 63
												278	H	UC Irvine	78 56
												282	H	Sam Houston St.	79 55
												306	H	Houston Baptist	87 64
LAST 12 Division I GAMES:															
21	H	Texas	64 59	82	H	Oklahoma St.	70 66								
3	H	Baylor	67 89	40	H	Iowa St.	86 84								
82	A	Oklahoma St.	71 62	111	A	Texas Tech	37 52								
40	A	Iowa St.	62 80	278	H	UC Irvine	78 56								
27	H	Oklahoma	81 97	282	H	Sam Houston St.	79 55								
68	A	Kansas	80 63	206	H	Prairie View	56 50								

Non-Div I Games:

TCU

Average RPI Win:	237	WON-LOST	WINNING	LAST 10	STRENGTH OF	OPP. STRENGTH	TEAM	ADJ.	CONF.	ADJ CONF.
Average RPI Loss:	71	RECORD	PCT. RANK	GAMES	SCHEDULE	OF SCHEDULE	RPI	RPI	RPI	RPI
DIV. I ONLY	10- 12	195	6- 4	136	51	155	155	7	7	
DIV. I NON-CONF.	4- 9	243	1- 2	168	26	228	228	9	9	
TOTALS	RPI 1-25	RPI 26-50	W-L RECORDS	RPI 51-100	RPI 101-150	RPI 150+				
10- 12	0- 4	0- 1	OVERALL	0- 4	2- 1	8- 2				
4- 6	0- 3	0- 1	HOME	0- 1	0- 0	4- 1				
4- 5	0- 1	0- 0	AWAY	0- 3	1- 1	3- 0				
2- 1	0- 0	0- 0	NEUTRAL	0- 0	1- 0	1- 1				
4- 9	0- 1	0- 1	NON-CONFERENCE	0- 4	1- 1	3- 2				
1- 4	0- 1	0- 1	HOME	0- 1	0- 0	1- 1				
1- 4	0- 0	0- 0	AWAY	0- 3	0- 1	1- 0				
2- 1	0- 0	0- 0	NEUTRAL	0- 0	1- 0	1- 1				
6- 3	0- 3	0- 0	CONFERENCE	0- 0	1- 0	5- 0				
3- 2	0- 2	0- 0	HOME	0- 0	0- 0	3- 0				
3- 1	0- 1	0- 0	AWAY	0- 0	1- 0	2- 0				
0- 0	0- 0	0- 0	NEUTRAL	0- 0	0- 0	0- 0				

RPI	S	Opponent	Score	RPI	S	Opponent	Score	RPI	S	Opponent	Score	RPI	S	Opponent	Score	Team's RPI: 155
6	A	UConn	58 92	49	H	Rutgers	55 88	63	A	Penn	50 52	112	A	Saint Joseph's	74 78	
6	H	UConn	49 83					68	A	Kansas	56 76	139	N	Harvard	81 69	
14	H	Florida St.	62 66					85	A	Villanova	59 64	145	A	Memphis	58 57	
19	H	South Fla.	58 70					86	H	Fordham	64 71	153	N	Alabama	51 58	
												175	H	La Salle	75 72	
												187	H	Delaware	58 69	
												243	A	UCF	71 54	
												243	H	UCF	72 57	
												255	H	SMU	77 64	
												276	N	Georgetown	81 58	
												277	A	Cincinnati	81 64	
												277	H	Cincinnati	83 50	
												339	A	Howard	78 48	
LAST 12 Division I GAMES:																
6	H	UConn	49 83	63	A	Penn	50 52									
243	A	UCF	71 54	277	A	Cincinnati	81 64									
277	H	Cincinnati	83 50	255	H	SMU	77 64									
243	H	UCF	72 57	145	A	Memphis	58 57									
6	A	UConn	58 92	85	A	Villanova	59 64									
19	H	South Fla.	58 70	339	A	Howard	78 48									

Non-Div I Games:

Temple

## Tennessee

Through Games Of Feb. 1, 2015

Average RPI Win: 103		WON-LOST	WINNING	LAST 10	STRENGTH OF	OPP. STRENGTH	TEAM	ADJ.	CONF.	ADJ CONF.
Average RPI Loss: 16		RECORD	PCT. RANK	GAMES	SCHEDULE	OF SCHEDULE	RPI	RPI	RPI	RPI
DIV. I ONLY		19- 3	16	9- 1	2	17	1	1	3	3
DIV. I NON-CONF.		10- 3	52	2- 1	6	35	5	5	5	5
TOTALS		RPI 1-25	RPI 26-50		W-L RECORDS		RPI 51-100	RPI 101-150		RPI 150+
19- 3	3- 2	5- 1		OVERALL		4- 0	2- 0		5- 0	
13- 0	2- 0	3- 0		HOME		3- 0	1- 0		4- 0	
6- 3	1- 2	2- 1		AWAY		1- 0	1- 0		1- 0	
0- 0	0- 0	0- 0		NEUTRAL		0- 0	0- 0		0- 0	
10- 3	2- 2	1- 1		NON-CONFERENCE		2- 0	0- 0		5- 0	
8- 0	2- 0	0- 0		HOME		2- 0	0- 0		4- 0	
2- 3	0- 2	1- 1		AWAY		0- 0	0- 0		1- 0	
0- 0	0- 0	0- 0		NEUTRAL		0- 0	0- 0		0- 0	
9- 0	1- 0	4- 0		CONFERENCE		2- 0	2- 0		0- 0	
5- 0	0- 0	3- 0		HOME		1- 0	1- 0		0- 0	
4- 0	1- 0	1- 0		AWAY		1- 0	1- 0		0- 0	
0- 0	0- 0	0- 0		NEUTRAL		0- 0	0- 0		0- 0	

RPI	S	Opponent	Score	RPI	S	Opponent	Score	RPI	S	Opponent	Score	RPI	S	Opponent	Score
2	A	Notre Dame	77 88	26	A	Chattanooga	63 67	52	A	Arkansas	60 51	113	H	Missouri	63 53
9	H	Oregon St.	74 63	28	H	Texas A&M	81 58	53	H	Wichita St.	54 51	141	A	Auburn	54 42
11	A	Kentucky	73 72	31	H	Georgia	59 51	63	H	Penn	97 52	188	H	Oral Roberts	91 39
21	A	Texas	59 72	35	H	Mississippi St.	79 67	79	H	LSU	75 58	225	H	Winthrop	81 48
24	H	Stanford	59 40	44	A	Vanderbilt	57 49					242	H	Tennessee St.	97 46
				49	A	Rutgers	55 45					248	A	Lipscomb	85 51
												321	H	Saint Francis (PA)	111 44
LAST 12 Division I GAMES:															
35	H	Mississippi St.	79 67	52	A	Arkansas	60 51								
11	A	Kentucky	73 72	28	H	Texas A&M	81 58								
31	H	Georgia	59 51	44	A	Vanderbilt	57 49								
79	H	LSU	75 58	113	H	Missouri	63 53								
2	A	Notre Dame	77 88	9	H	Oregon St.	74 63								
141	A	Auburn	54 42	24	H	Stanford	59 40								

Non-Div I Games:

Tennessee

■ Loss, 
 ■ Non-Conf, S Site, 
 ■ Home 
 ■ Away 
 N Neutral

Average RPI Win:	285	WON-LOST	WINNING	LAST 10	STRENGTH OF	OPP. STRENGTH	TEAM	ADJ.	CONF.	ADJ CONF.
Average RPI Loss:	140	RECORD	PCT. RANK	GAMES	SCHEDULE	OF SCHEDULE	RPI	RPI	RPI	RPI
DIV. I ONLY	8- 12	228	5- 5	213	249	242	242	26	26	
DIV. I NON-CONF.	3- 8	263	1- 2	112	128	223	223	26	26	
TOTALS	RPI 1-25	RPI 26-50	W-L RECORDS	RPI 51-100	RPI 101-150	RPI 150+				
8- 12	0- 2	0- 0	OVERALL	0- 2	0- 1	8- 7				
4- 8	0- 0	0- 0	HOME	0- 1	0- 1	4- 6				
4- 4	0- 0	0- 0	AWAY	0- 1	0- 0	4- 0				
0- 0	0- 0	0- 0	NEUTRAL	0- 0	0- 0	0- 0				
3- 8	0- 2	0- 0	NON-CONFERENCE	0- 2	0- 1	3- 3				
1- 5	0- 0	0- 0	HOME	0- 1	0- 1	1- 3				
2- 3	0- 2	0- 0	AWAY	0- 1	0- 0	2- 0				
0- 0	0- 0	0- 0	NEUTRAL	0- 0	0- 0	0- 0				
5- 4	0- 0	0- 0	CONFERENCE	0- 0	0- 0	5- 4				
3- 3	0- 0	0- 0	HOME	0- 0	0- 0	3- 3				
2- 1	0- 0	0- 0	AWAY	0- 0	0- 0	2- 1				
0- 0	0- 0	0- 0	NEUTRAL	0- 0	0- 0	0- 0				

RPI 1-25				RPI 26-50				RPI 51-100				RPI 101+ Team's RPI: 242			
RPI	S	Opponent	Score	RPI	S	Opponent	Score	RPI	S	Opponent	Score	RPI	S	Opponent	Score
1	A	Tennessee	46 97					55	H	Youngstown St.	66 73	140	H	Kennesaw St.	56 65
11	A	Kentucky	75 87					74	A	North Carolina St.	55 84	161	H	Troy	71 75
												172	H	UT Martin	58 64
												180	H	Jacksonville St.	50 63
												182	A	SIUE	83 91
												194	H	Belmont	62 64
												232	H	North Florida	53 54
												234	A	Austin Peay	81 78
												248	A	Lipscomb	73 55
												260	H	Jacksonville	64 61
												275	A	A&M-Corpus Christi	72 61
												279	H	Norfolk St.	58 65
												297	H	Southeast Mo. St.	62 55
												299	H	Eastern Ill.	57 44
												332	H	Tennessee Tech	67 64
												333	A	Murray St.	76 72
LAST 12 Division I GAMES:															
180	H	Jacksonville St.	50 63	182	A	SIUE	83 91								
172	H	UT Martin	58 64	299	H	Eastern Ill.	57 44								
194	H	Belmont	62 64	297	H	Southeast Mo. St.	62 55								
332	H	Tennessee Tech	67 64	11	A	Kentucky	75 87								
234	A	Austin Peay	81 78	161	H	Troy	71 75								
333	A	Murray St.	76 72	260	H	Jacksonville	64 61								

Non-Div I Games:

Tennessee St.

Average RPI Win:	296	WON-LOST	WINNING	LAST 10	STRENGTH OF	OPP. STRENGTH	TEAM	ADJ.	CONF.	ADJ CONF.
Average RPI Loss:	196	RECORD	PCT. RANK	GAMES	SCHEDULE	OF SCHEDULE	RPI	RPI	RPI	RPI
DIV. I ONLY	5- 18	305	2- 8	336	211	332	332	26	26	
DIV. I NON-CONF.	3- 10	287	1- 1	327	133	319	319	26	26	
TOTALS	RPI 1-25	RPI 26-50	W-L RECORDS	RPI 51-100	RPI 101-150	RPI 150+				
5- 18	0- 0	0- 2	OVERALL	0- 0	0- 2	5- 14				
3- 5	0- 0	0- 2	HOME	0- 0	0- 0	3- 3				
1- 12	0- 0	0- 0	AWAY	0- 0	0- 2	1- 10				
1- 1	0- 0	0- 0	NEUTRAL	0- 0	0- 0	1- 1				
3- 10	0- 0	0- 2	NON-CONFERENCE	0- 0	0- 2	3- 6				
1- 2	0- 0	0- 2	HOME	0- 0	0- 0	1- 0				
1- 7	0- 0	0- 0	AWAY	0- 0	0- 2	1- 5				
1- 1	0- 0	0- 0	NEUTRAL	0- 0	0- 0	1- 1				
2- 8	0- 0	0- 0	CONFERENCE	0- 0	0- 0	2- 8				
2- 3	0- 0	0- 0	HOME	0- 0	0- 0	2- 3				
0- 5	0- 0	0- 0	AWAY	0- 0	0- 0	0- 5				
0- 0	0- 0	0- 0	NEUTRAL	0- 0	0- 0	0- 0				

RPI S	Opponent	Score	RPI S	Opponent	Score	RPI S	Opponent	Score	RPI S	Opponent	Score	Team's RPI: 332
31	H Georgia	51 74	46	H Middle Tenn.	76 98	117	A Southern Miss.	58 80	138	A Clemson	61 76	
						163	A Wake Forest	62 89	172	H UT Martin	59 79	
						182	A SIUE	69 83	194	A Belmont	53 59	
						198	A Mercer	67 73	210	H Morehead St.	54 64	
						229	N N.C. A&T	49 54	233	A Georgia St.	60 72	
						234	H Austin Peay	75 71	242	A Tennessee St.	64 67	
						248	A Lipscomb	53 72	252	H Eastern Ky.	93 97	
						271	A Valparaiso	61 79	280	N Morgan St.	62 56	
						297	A Southeast Mo. St.	66 68	299	A Eastern Ill.	59 67	
						311	H South Ala.	70 66	322	A FIU	73 56	
						333	H Murray St.	74 69				
LAST 12 Division I GAMES:												
194	A Belmont	53 59	234	H Austin Peay	75 71							
210	H Morehead St.	54 64	333	H Murray St.	74 69							
252	H Eastern Ky.	93 97	182	A SIUE	69 83							
242	A Tennessee St.	64 67	299	A Eastern Ill.	59 67							
297	A Southeast Mo. St.	66 68	46	H Middle Tenn.	76 98							
172	H UT Martin	59 79	280	N Morgan St.	62 56							

Non-Div I Games:

Tennessee Tech

■ Loss, 
 ■ Non-Conf, 
 ■ S Site, 
 ■ H Home 
 ■ A Away 
 N Neutral

Average RPI Win:	263	WON-LOST	WINNING	LAST 10	STRENGTH OF	OPP. STRENGTH	TEAM	ADJ.	CONF.	ADJ CONF.
Average RPI Loss:	133	RECORD	PCT. RANK	GAMES	SCHEDULE	OF SCHEDULE	RPI	RPI	RPI	RPI
DIV. I ONLY	8- 10	201	5- 5	155	252	189	189	31	31	
DIV. I NON-CONF.	4- 8	233	1- 5	91	168	197	197	31	31	
TOTALS	RPI 1-25	RPI 26-50	W-L RECORDS	RPI 51-100	RPI 101-150	RPI 150+				
8- 10	0- 2	0- 1	OVERALL	0- 1	1- 3	7- 3				
5- 2	0- 0	0- 0	HOME	0- 0	1- 1	4- 1				
2- 7	0- 2	0- 0	AWAY	0- 1	0- 2	2- 2				
1- 1	0- 0	0- 1	NEUTRAL	0- 0	0- 0	1- 0				
4- 8	0- 2	0- 1	NON-CONFERENCE	0- 1	0- 2	4- 2				
3- 1	0- 0	0- 0	HOME	0- 0	0- 0	3- 1				
0- 6	0- 2	0- 0	AWAY	0- 1	0- 2	0- 1				
1- 1	0- 0	0- 1	NEUTRAL	0- 0	0- 0	1- 0				
4- 2	0- 0	0- 0	CONFERENCE	0- 0	1- 1	3- 1				
2- 1	0- 0	0- 0	HOME	0- 0	1- 1	1- 0				
2- 1	0- 0	0- 0	AWAY	0- 0	0- 0	2- 1				
0- 0	0- 0	0- 0	NEUTRAL	0- 0	0- 0	0- 0				

RPI 1-25				RPI 26-50				RPI 51-100				RPI 101+ Team's RPI: 189			
RPI	S	Opponent	Score	RPI	S	Opponent	Score	RPI	S	Opponent	Score	RPI	S	Opponent	Score
3	A	Baylor	42 96	28	N	Texas A&M	61 63	81	A	DePaul	70 93	111	A	Texas Tech	42 50
21	A	Texas	45 72									115	A	VCU	43 64
												133	H	New Mexico St.	71 74
												137	H	Bakersfield	77 60
												154	N	New Mexico	61 59
												179	H	Eastern Mich.	81 75
												274	A	NJIT	54 59
												275	H	A&M-Corpus Christi	57 60
												286	A	Grand Canyon	54 69
												306	H	Houston Baptist	75 72
												318	H	Seattle	80 58
												329	H	Incarinate Word	65 61
												336	A	Utah Valley	59 52
												344	A	Chicago St.	75 60
LAST 12 Division I GAMES:															
133	H	New Mexico St.	71 74	274	A	NJIT	54 59								
286	A	Grand Canyon	54 69	115	A	VCU	43 64								
336	A	Utah Valley	59 52	329	H	Incarinate Word	65 61								
137	H	Bakersfield	77 60	111	A	Texas Tech	42 50								
318	H	Seattle	80 58	275	H	A&M-Corpus Christi	57 60								
344	A	Chicago St.	75 60	3	A	Baylor	42 96								

Non-Div I Games: Tex. A&M-Kingsville 86 36 Concordia (TX) 72 31 Texas Lutheran 71 47

Tex.-Pan American

Loss, Non-Conf, S Site, H Home A Away N Neutral

Average RPI Win:	126	WON-LOST	WINNING	LAST 10	STRENGTH OF	OPP. STRENGTH	TEAM	ADJ.	CONF.	ADJ CONF.
Average RPI Loss:	36	RECORD	PCT. RANK	GAMES	SCHEDULE	OF SCHEDULE	RPI	RPI	RPI	RPI
DIV. I ONLY	15- 5	44	5- 5	19	15	21	21	1	1	
DIV. I NON-CONF.	11- 0	1	3- 0	72	62	4	4	2	2	
TOTALS	RPI 1-25	RPI 26-50	W-L RECORDS	RPI 51-100	RPI 101-150	RPI 150+				
15- 5	2- 1	2- 3	OVERALL	3- 1	1- 0	7- 0				
12- 1	1- 0	1- 1	HOME	2- 0	1- 0	7- 0				
2- 4	1- 1	0- 2	AWAY	1- 1	0- 0	0- 0				
1- 0	0- 0	1- 0	NEUTRAL	0- 0	0- 0	0- 0				
11- 0	2- 0	1- 0	NON-CONFERENCE	1- 0	0- 0	7- 0				
8- 0	1- 0	0- 0	HOME	0- 0	0- 0	7- 0				
2- 0	1- 0	0- 0	AWAY	1- 0	0- 0	0- 0				
1- 0	0- 0	1- 0	NEUTRAL	0- 0	0- 0	0- 0				
4- 5	0- 1	1- 3	CONFERENCE	2- 1	1- 0	0- 0				
4- 1	0- 0	1- 1	HOME	2- 0	1- 0	0- 0				
0- 4	0- 1	0- 2	AWAY	0- 1	0- 0	0- 0				
0- 0	0- 0	0- 0	NEUTRAL	0- 0	0- 0	0- 0				

RPI 1-25				RPI 26-50				RPI 51-100				RPI 101+			
RPI	S	Opponent	Score	RPI	S	Opponent	Score	RPI	S	Opponent	Score	RPI	S	Opponent	Score
1	H	Tennessee	72 59	27	A	Oklahoma	59 70	61	H	West Virginia	61 55	111	H	Texas Tech	55 44
3	A	Baylor	58 75	27	H	Oklahoma	84 81	68	H	Kansas	60 46	154	H	New Mexico	86 37
24	A	Stanford	87 81	28	N	Texas A&M	67 65	72	A	TCU	59 64	189	H	Tex.-Pan American	72 45
				40	A	Iowa St.	57 59	84	A	UCLA	75 65	191	H	UTSA	68 48
				40	H	Iowa St.	57 58					208	H	Northwestern St.	74 34
												209	H	McNeese St.	76 59
												262	H	Rice	77 54
												267	H	Southern U.	80 42
LAST 12 Division I GAMES:															
72	A	TCU	59 64	40	A	Iowa St.	57 59								
27	H	Oklahoma	84 81	61	H	West Virginia	61 55								
40	H	Iowa St.	57 58	68	H	Kansas	60 46								
3	A	Baylor	58 75	262	H	Rice	77 54								
111	H	Texas Tech	55 44	28	N	Texas A&M	67 65								
27	A	Oklahoma	59 70	209	H	McNeese St.	76 59								

Non-Div I Games:

Texas

■ Loss, 
■ Non-Conf, S Site, 
■ Home 
■ Away 
N Neutral

Average RPI Win:	157	WON-LOST	WINNING	LAST 10	STRENGTH OF	OPP. STRENGTH	TEAM	ADJ.	CONF.	ADJ CONF.
Average RPI Loss:	16	RECORD	PCT. RANK	GAMES	SCHEDULE	OF SCHEDULE	RPI	RPI	RPI	RPI
DIV. I ONLY	17- 5	34	6- 4	44	37	28	28	3	3	
DIV. I NON-CONF.	12- 2	26	2- 2	154	90	41	41	5	5	
TOTALS	RPI 1-25	RPI 26-50	W-L RECORDS	RPI 51-100	RPI 101-150	RPI 150+				
17- 5	1- 4	1- 1	OVERALL	5- 0	1- 0	9- 0				
11- 0	1- 0	1- 0	HOME	2- 0	1- 0	6- 0				
4- 4	0- 3	0- 1	AWAY	3- 0	0- 0	1- 0				
2- 1	0- 1	0- 0	NEUTRAL	0- 0	0- 0	2- 0				
12- 2	1- 2	0- 0	NON-CONFERENCE	2- 0	0- 0	9- 0				
7- 0	1- 0	0- 0	HOME	0- 0	0- 0	6- 0				
3- 1	0- 1	0- 0	AWAY	2- 0	0- 0	1- 0				
2- 1	0- 1	0- 0	NEUTRAL	0- 0	0- 0	2- 0				
5- 3	0- 2	1- 1	CONFERENCE	3- 0	1- 0	0- 0				
4- 0	0- 0	1- 0	HOME	2- 0	1- 0	0- 0				
1- 3	0- 2	0- 1	AWAY	1- 0	0- 0	0- 0				
0- 0	0- 0	0- 0	NEUTRAL	0- 0	0- 0	0- 0				

RPI 1-25				RPI 26-50				Team's RPI: 28	RPI 51-100				RPI 101+			
RPI	S	Opponent	Score	RPI	S	Opponent	Score		RPI	S	Opponent	Score	RPI	S	Opponent	Score
1	A	Tennessee	58 81	31	A	Georgia	51 54		52	A	Arkansas	52 50	141	H	Auburn	78 45
7	A	South Carolina	61 79	44	H	Vanderbilt	75 61		72	A	TCU	82 71	154	N	New Mexico	66 52
15	H	Duke	63 59						79	H	LSU	55 48	189	N	Tex.-Pan American	63 61
20	A	Washington	49 70						81	A	DePaul	76 68	206	H	Prairie View	59 41
21	N	Texas	65 67						98	H	Ole Miss	58 49	208	H	Northwestern St.	75 42
													209	H	McNeese St.	93 27
													255	A	SMU	70 62
													261	H	Houston	94 55
													262	H	Rice	76 55
													340	H	North Texas	75 38
LAST 12 Division I GAMES:																
141	H	Auburn	78 45	52	A	Arkansas	52 50		44	H	Vanderbilt	75 61				
7	A	South Carolina	61 79	340	H	North Texas	75 38		20	A	Washington	49 70				
31	A	Georgia	51 54	21	N	Texas	65 67		261	H	Houston	94 55				
98	H	Ole Miss	58 49													
79	H	LSU	55 48													
1	A	Tennessee	58 81													

Non-Div I Games:

Texas A&amp;M

■ Loss, 
■ Non-Conf, S Site, 
■ Home 
■ Away 
N Neutral



Average RPI Win:	300	WON-LOST	WINNING	LAST 10	STRENGTH OF	OPP. STRENGTH	TEAM	ADJ.	CONF.	ADJ CONF.
Average RPI Loss:	164	RECORD	PCT. RANK	GAMES	SCHEDULE	OF SCHEDULE	RPI	RPI	RPI	RPI
DIV. I ONLY	10- 9	154	8- 2	328	320	221	221	33	33	
DIV. I NON-CONF.	3- 8	263	2- 2	228	223	256	256	32	32	
TOTALS	RPI 1-25	RPI 26-50	W-L RECORDS	RPI 51-100	RPI 101-150	RPI 150+				
10- 9	0- 0	0- 0	OVERALL	0- 3	0- 1	10- 5				
4- 1	0- 0	0- 0	HOME	0- 0	0- 0	4- 1				
5- 8	0- 0	0- 0	AWAY	0- 0	0- 1	5- 0				
1- 0	0- 0	0- 0	NEUTRAL	0- 0	0- 0	1- 0				
3- 8	0- 0	0- 0	NON-CONFERENCE	0- 3	0- 1	3- 4				
1- 1	0- 0	0- 0	HOME	0- 0	0- 0	1- 1				
1- 7	0- 0	0- 0	AWAY	0- 3	0- 1	1- 3				
1- 0	0- 0	0- 0	NEUTRAL	0- 0	0- 0	1- 0				
7- 1	0- 0	0- 0	CONFERENCE	0- 0	0- 0	7- 1				
3- 0	0- 0	0- 0	HOME	0- 0	0- 0	3- 0				
4- 1	0- 0	0- 0	AWAY	0- 0	0- 0	4- 1				
0- 0	0- 0	0- 0	NEUTRAL	0- 0	0- 0	0- 0				

RPI 1-25				RPI 26-50				RPI 51-100				RPI 101+				Team's RPI: 221
RPI	S	Opponent	Score	RPI	S	Opponent	Score	RPI	S	Opponent	Score	RPI	S	Opponent	Score	
								68	A	Kansas	44 69	107	A	CSUN	50 63	
								72	A	TCU	52 69	174	H	Tulsa	64 67	
								82	A	Oklahoma St.	58 77	206	A	Prairie View	61 63	
												209	A	McNeese St.	70 74	
												251	N	IUPUI	71 61	
												262	H	Rice	69 63	
												267	A	Southern U.	62 48	
												275	A	A&M-Corpus Christi	63 68	
												282	A	Sam Houston St.	54 61	
												292	H	Jackson St.	70 53	
												296	H	Grambling	74 33	
												306	A	Houston Baptist	92 80	
												319	H	Alabama St.	67 51	
												326	A	Alcorn	75 66	
												337	A	Ark.-Pine Bluff	74 45	
												346	A	Mississippi Val.	63 52	
LAST 12 Division I GAMES:																
319	H	Alabama St.	67 51	267	A	Southern U.	62 48									
346	A	Mississippi Val.	63 52	326	A	Alcorn	75 66									
337	A	Ark.-Pine Bluff	74 45	209	A	McNeese St.	70 74									
292	H	Jackson St.	70 53	262	H	Rice	69 63									
296	H	Grambling	74 33	275	A	A&M-Corpus Christi	63 68									
206	A	Prairie View	61 63	306	A	Houston Baptist	92 80									

Non-Div I Games:

Texas Southern

■ Loss, 
 ■ Non-Conf, 
 ■ S Site, 
 ■ Home 
 ■ A Away 
 N Neutral

Average RPI Win:	227	WON-LOST	WINNING	LAST 10	STRENGTH OF	OPP. STRENGTH	TEAM	ADJ.	CONF.	ADJ CONF.
Average RPI Loss:	129	RECORD	PCT. RANK	GAMES	SCHEDULE	OF SCHEDULE	RPI	RPI	RPI	RPI
DIV. I ONLY	10- 8	135	6- 4	222	161	157	157	16	16	
DIV. I NON-CONF.	3- 4	197	0- 1	185	187	181	181	16	16	
TOTALS	RPI 1-25	RPI 26-50	W-L RECORDS	RPI 51-100	RPI 101-150	RPI 150+				
10- 8	0- 0	0- 2	OVERALL	0- 2	1- 2	9- 2				
5- 3	0- 0	0- 1	HOME	0- 0	1- 1	4- 1				
4- 5	0- 0	0- 1	AWAY	0- 2	0- 1	4- 1				
1- 0	0- 0	0- 0	NEUTRAL	0- 0	0- 0	1- 0				
3- 4	0- 0	0- 1	NON-CONFERENCE	0- 1	0- 1	3- 1				
1- 1	0- 0	0- 0	HOME	0- 0	0- 0	1- 1				
1- 3	0- 0	0- 1	AWAY	0- 1	0- 1	1- 0				
1- 0	0- 0	0- 0	NEUTRAL	0- 0	0- 0	1- 0				
7- 4	0- 0	0- 1	CONFERENCE	0- 1	1- 1	6- 1				
4- 2	0- 0	0- 1	HOME	0- 0	1- 1	3- 0				
3- 2	0- 0	0- 0	AWAY	0- 1	0- 0	3- 1				
0- 0	0- 0	0- 0	NEUTRAL	0- 0	0- 0	0- 0				

RPI 1-25				RPI 26-50				RPI 51-100				RPI 101+ Team's RPI: 157			
RPI	S	Opponent	Score	RPI	S	Opponent	Score	RPI	S	Opponent	Score	RPI	S	Opponent	Score
				45	H	UALR	45 65	59	A	Arkansas St.	48 68	111	A	Texas Tech	77 81
				47	A	Stetson	57 75	82	A	Oklahoma St.	37 64	131	H	Appalachian St.	67 58
												148	H	La.-Lafayette	81 83
												161	A	Troy	74 72
												191	A	UTSA	57 53
												211	H	La.-Monroe	70 64
												218	H	Lamar	79 72
												228	A	Texas-Arlington	60 53
												233	A	Georgia St.	69 74
												247	N	Bethune-Cookman	51 40
												288	A	Ga. Southern	79 65
												288	H	Ga. Southern	67 57
												306	H	Houston Baptist	56 61
												311	H	South Ala.	63 42
LAST 12 Division I GAMES:															
				148	H	La.-Lafayette	81 83	211	H	La.-Monroe	70 64				
				131	H	Appalachian St.	67 58	45	H	UALR	45 65				
				288	H	Ga. Southern	67 57	233	A	Georgia St.	69 74				
				228	A	Texas-Arlington	60 53	288	A	Ga. Southern	79 65				
				59	A	Arkansas St.	48 68	161	A	Troy	74 72				
				311	H	South Ala.	63 42	47	A	Stetson	57 75				

Non-Div I Games: Tex. A&amp;M Int'l 83 65 Tex. A&amp;M-Commerce 74 69

Texas St.

Loss, Non-Conf, S Site, H Home A Away N Neutral

## Texas Tech

Through Games Of Feb. 1, 2015

Average RPI Win:	187	WON-LOST	WINNING	LAST 10	STRENGTH OF	OPP. STRENGTH	TEAM	ADJ.	CONF.	ADJ CONF.
Average RPI Loss:	52	RECORD	PCT. RANK	GAMES	SCHEDULE	OF SCHEDULE	RPI	RPI	RPI	RPI
DIV. I ONLY	13- 8	102	4- 6	96	54	111	111	1	1	
DIV. I NON-CONF.	10- 2	31	3- 0	256	216	105	105	2	2	
TOTALS	RPI 1-25	RPI 26-50	W-L RECORDS	RPI 51-100	RPI 101-150	RPI 150+				
13- 8	0- 1	0- 2	OVERALL	3- 5	0- 0	10- 0				
12- 3	0- 0	0- 1	HOME	2- 2	0- 0	10- 0				
1- 3	0- 1	0- 1	AWAY	1- 1	0- 0	0- 0				
0- 2	0- 0	0- 0	NEUTRAL	0- 2	0- 0	0- 0				
10- 2	0- 0	0- 0	NON-CONFERENCE	0- 2	0- 0	10- 0				
10- 0	0- 0	0- 0	HOME	0- 0	0- 0	10- 0				
0- 0	0- 0	0- 0	AWAY	0- 0	0- 0	0- 0				
0- 2	0- 0	0- 0	NEUTRAL	0- 2	0- 0	0- 0				
3- 6	0- 1	0- 2	CONFERENCE	3- 3	0- 0	0- 0				
2- 3	0- 0	0- 1	HOME	2- 2	0- 0	0- 0				
1- 3	0- 1	0- 1	AWAY	1- 1	0- 0	0- 0				
0- 0	0- 0	0- 0	NEUTRAL	0- 0	0- 0	0- 0				

RPI 1-25				RPI 26-50				RPI 51-100				RPI 101+ Team's RPI: 111			
RPI	S	Opponent	Score	RPI	S	Opponent	Score	RPI	S	Opponent	Score	RPI	S	Opponent	Score
21	A	Texas	44 55	27	A	Oklahoma	64 70	54	N	Purdue	53 69	157	H	Texas St.	81 77
				27	H	Oklahoma	58 75	61	A	West Virginia	55 45	170	H	Arizona	57 54
								61	H	West Virginia	73 57	180	H	Jacksonville St.	67 59
								62	H	Kansas St.	38 41	189	H	Tex.-Pan American	50 42
								68	H	Kansas	66 68	191	H	UTSA	64 48
								72	H	TCU	52 37	240	H	Nicholls St.	76 49
								74	N	North Carolina St.	42 75	261	H	Houston	60 54
								82	A	Oklahoma St.	35 66	268	H	Abilene Christian	61 44
												280	H	Morgan St.	65 57
												306	H	Houston Baptist	60 59
LAST 12 Division I GAMES:															
62	H	Kansas St.	38 41	27	H	Oklahoma	58 75								
61	H	West Virginia	73 57	82	A	Oklahoma St.	35 66								
27	A	Oklahoma	64 70	72	H	TCU	52 37								
68	H	Kansas	66 68	306	H	Houston Baptist	60 59								
21	A	Texas	44 55	261	H	Houston	60 54								
61	A	West Virginia	55 45	191	H	UTSA	64 48								

Non-Div I Games:

Texas Tech

■ Loss, 
 ■ Non-Conf, S Site, 
 ■ Home 
 ■ Away 
 N Neutral

## Texas-Arlington

Through Games Of Feb. 1, 2015

Average RPI Win:	273	WON-LOST	WINNING	LAST 10	STRENGTH OF	OPP. STRENGTH	TEAM	ADJ.	CONF.	ADJ CONF.
Average RPI Loss:	128	RECORD	PCT. RANK	GAMES	SCHEDULE	OF SCHEDULE	RPI	RPI	RPI	RPI
DIV. I ONLY	9- 9	168	4- 6	271	200	228	228	16	16	
DIV. I NON-CONF.	4- 3	136	1- 0	270	321	183	183	16	16	
TOTALS	RPI 1-25	RPI 26-50	W-L RECORDS	RPI 51-100	RPI 101-150	RPI 150+				
9- 9	0- 0	0- 1	OVERALL	0- 3	0- 0	9- 5				
6- 4	0- 0	0- 0	HOME	0- 1	0- 0	6- 3				
3- 5	0- 0	0- 0	AWAY	0- 1	0- 0	3- 1				
0- 0	0- 0	0- 0	NEUTRAL	0- 0	0- 0	0- 0				
4- 3	0- 0	0- 0	NON-CONFERENCE	0- 2	0- 0	4- 1				
2- 1	0- 0	0- 0	HOME	0- 0	0- 0	2- 1				
2- 2	0- 0	0- 0	AWAY	0- 2	0- 0	2- 0				
0- 0	0- 0	0- 0	NEUTRAL	0- 0	0- 0	0- 0				
5- 6	0- 0	0- 1	CONFERENCE	0- 1	0- 0	5- 4				
4- 3	0- 0	0- 0	HOME	0- 1	0- 0	4- 2				
1- 3	0- 0	0- 1	AWAY	0- 0	0- 0	1- 2				
0- 0	0- 0	0- 0	NEUTRAL	0- 0	0- 0	0- 0				

RPI 1-25				RPI 26-50				RPI 51-100				RPI 101+				Team's RPI: 228	
RPI	S	Opponent	Score	RPI	S	Opponent	Score	RPI	S	Opponent	Score	RPI	S	Opponent	Score		
				45	A	UALR	38 66	53	A	Wichita St.	61 71	157	H	Texas St.	53 60		
								59	H	Arkansas St.	77 80	161	A	Troy	63 70		
								62	A	Kansas St.	41 45	161	H	Troy	70 67		
												191	H	UTSA	55 63		
												211	A	La.-Monroe	51 56		
												211	H	La.-Monroe	51 63		
												233	A	Georgia St.	45 39		
												233	H	Georgia St.	57 45		
												275	A	A&M-Corpus Christi	42 28		
												288	H	Ga. Southern	64 52		
												306	H	Houston Baptist	83 73		
												309	H	Northern Ariz.	80 62		
												311	H	South Ala.	59 49		
												340	A	North Texas	46 38		
LAST 12 Division I GAMES:																	
				161	H	Troy	70 67	59	H	Arkansas St.	77 80						
				233	H	Georgia St.	57 45	211	H	La.-Monroe	51 63						
				45	A	UALR	38 66	161	A	Troy	63 70						
				211	A	La.-Monroe	51 56	311	H	South Ala.	59 49						
				157	H	Texas St.	53 60	288	H	Ga. Southern	64 52						
				233	A	Georgia St.	45 39	340	A	North Texas	46 38						

Non-Div I Games: Missouri Valley 90 32 McMurry 82 25

Texas-Arlington

Loss, Non-Conf, S Site, H Home A Away N Neutral

## Toledo

Through Games Of Feb. 1, 2015

Average RPI Win:	192	WON-LOST	WINNING	LAST 10	STRENGTH OF	OPP. STRENGTH	TEAM	ADJ.	CONF.	ADJ CONF.
Average RPI Loss:	105	RECORD	PCT. RANK	GAMES	SCHEDULE	OF SCHEDULE	RPI	RPI	RPI	RPI
DIV. I ONLY	11- 7	111	1- 0	151	124	114	114	15	15	
DIV. I NON-CONF.	6- 4	132	1- 0	164	44	103	103	17	17	
TOTALS	RPI 1-25	RPI 26-50	W-L RECORDS	RPI 51-100	RPI 101-150	RPI 150+				
11- 7	0- 1	0- 1	OVERALL	2- 2	1- 1	8- 2				
5- 3	0- 0	0- 0	HOME	0- 1	1- 0	4- 2				
2- 4	0- 1	0- 1	AWAY	1- 1	0- 1	1- 0				
4- 0	0- 0	0- 0	NEUTRAL	1- 0	0- 0	3- 0				
6- 4	0- 1	0- 0	NON-CONFERENCE	1- 1	1- 1	4- 1				
2- 1	0- 0	0- 0	HOME	0- 0	1- 0	1- 1				
0- 3	0- 1	0- 0	AWAY	0- 1	0- 1	0- 0				
4- 0	0- 0	0- 0	NEUTRAL	1- 0	0- 0	3- 0				
5- 3	0- 0	0- 1	CONFERENCE	1- 1	0- 0	4- 1				
3- 2	0- 0	0- 0	HOME	0- 1	0- 0	3- 1				
2- 1	0- 0	0- 1	AWAY	1- 0	0- 0	1- 0				
0- 0	0- 0	0- 0	NEUTRAL	0- 0	0- 0	0- 0				

RPI 1-25				RPI 26-50				RPI 51-100				RPI 101+ Team's RPI: 114			
RPI	S	Opponent	Score	RPI	S	Opponent	Score	RPI	S	Opponent	Score	RPI	S	Opponent	Score
12	A	Dayton	57 79	50	A	Ohio	58 65	54	A	Purdue	48 66	134	A	Cleveland St.	71 81
								78	H	Akron	101 102	149	H	St. Bonaventure	64 58
								83	A	Western Mich.	65 46	159	H	Buffalo	75 63
								93	N	Virginia	64 62	164	N	Southern Ill.	64 48
												170	N	Arizona	69 54
												173	H	Idaho	80 67
												179	H	Eastern Mich.	61 75
												227	H	Detroit	72 83
												241	N	Nevada	65 56
												284	A	Bowling Green	64 48
												293	H	Kent St.	67 49
												302	H	Miami (OH)	63 53
LAST 12 Division I GAMES:															
170	N	Arizona	69 54	50	A	Ohio	58 65	293	H	Kent St.	67 49				
284	A	Bowling Green	64 48					302	H	Miami (OH)	63 53				
179	H	Eastern Mich.	61 75					164	N	Southern Ill.	64 48				
159	H	Buffalo	75 63					241	N	Nevada	65 56				
83	A	Western Mich.	65 46					227	H	Detroit	72 83				
78	H	Akron	101 102												

Non-Div I Games: Wis.-Parkside 70 43

Toledo

Loss, Non-Conf, S Site, H Home A Away N Neutral

Average RPI Win: <b>245</b>	WON-LOST	WINNING	LAST 10	STRENGTH OF	OPP. STRENGTH	TEAM	ADJ.	CONF.	ADJ CONF.
Average RPI Loss: <b>131</b>	RECORD	PCT. RANK	GAMES	SCHEDULE	OF SCHEDULE	RPI	RPI	RPI	RPI
DIV. I ONLY	<b>9- 13</b>	<b>225</b>	<b>5- 5</b>	<b>201</b>	<b>120</b>	<b>219</b>	<b>219</b>	<b>13</b>	<b>13</b>
DIV. I NON-CONF.	<b>4- 8</b>	<b>233</b>	<b>1- 1</b>	<b>157</b>	<b>161</b>	<b>219</b>	<b>219</b>	<b>10</b>	<b>10</b>
TOTALS	RPI 1-25	RPI 26-50	W-L RECORDS	RPI 51-100	RPI 101-150	RPI 150+			
9- 13	0- 3	0- 0	OVERALL	0- 1	0- 3	9- 6			
6- 3	0- 1	0- 0	HOME	0- 0	0- 2	6- 0			
3- 8	0- 2	0- 0	AWAY	0- 1	0- 0	3- 4			
0- 2	0- 0	0- 0	NEUTRAL	0- 0	0- 1	0- 1			
4- 8	0- 2	0- 0	NON-CONFERENCE	0- 0	0- 2	4- 4			
2- 2	0- 1	0- 0	HOME	0- 0	0- 1	2- 0			
2- 4	0- 1	0- 0	AWAY	0- 0	0- 0	2- 3			
0- 2	0- 0	0- 0	NEUTRAL	0- 0	0- 1	0- 1			
5- 5	0- 1	0- 0	CONFERENCE	0- 1	0- 1	5- 2			
4- 1	0- 0	0- 0	HOME	0- 0	0- 1	4- 0			
1- 4	0- 1	0- 0	AWAY	0- 1	0- 0	1- 2			
0- 0	0- 0	0- 0	NEUTRAL	0- 0	0- 0	0- 0			

RPI	S	Opponent	Score	RPI	S	Opponent	Score	RPI	S	Opponent	Score	RPI	S	Opponent	Score	Team's RPI: 219
4	A	Maryland	52 <b>81</b>					99	A	Elon	43 <b>58</b>	118	H	North Dakota	52 <b>54</b>	
13	H	George Washington	48 <b>82</b>									120	N	Rhode Island	49 <b>60</b>	
25	A	James Madison	66 <b>67</b>									130	H	Hofstra	42 <b>58</b>	
												162	H	William & Mary	77 69	
												163	A	Wake Forest	64 <b>74</b>	
												175	N	La Salle	49 <b>62</b>	
												187	A	Delaware	54 <b>72</b>	
												187	H	Delaware	56 49	
												199	A	Penn St.	64 <b>71</b>	
												202	A	Navy	51 <b>55</b>	
												217	H	George Mason	72 70	
												256	A	Loyola Maryland	63 50	
												265	A	UNCW	63 <b>71</b>	
												269	H	Northeastern	65 61	
												270	A	Col. of Charleston	56 52	
												270	H	Col. of Charleston	71 49	
												285	H	Rider	53 51	
												290	A	UMBC	59 54	
LAST 12 Division I GAMES:																
270	H	Col. of Charleston	71 49	130	H	Hofstra	42 <b>58</b>									
187	A	Delaware	54 <b>72</b>	187	H	Delaware	56 49									
265	A	UNCW	63 <b>71</b>	162	H	William & Mary	77 69									
269	H	Northeastern	65 61	25	A	James Madison	66 <b>67</b>									
99	A	Elon	43 <b>58</b>	13	H	George Washington	48 <b>82</b>									
270	A	Col. of Charleston	56 52	217	H	George Mason	72 70									

Non-Div I Games:

Towson

■ Loss, 
 ■ Non-Conf, 
 ■ S Site, 
 ■ H Home 
 ■ A Away 
 N Neutral

Average RPI Win: <b>232</b>	WON-LOST	WINNING	LAST 10	STRENGTH OF	OPP. STRENGTH	TEAM	ADJ.	CONF.	ADJ CONF.
Average RPI Loss: <b>147</b>	RECORD	PCT. RANK	GAMES	SCHEDULE	OF SCHEDULE	RPI	RPI	RPI	RPI
DIV. I ONLY	12- 8	117	7- 3	246	209	161	161	16	16
DIV. I NON-CONF.	5- 4	139	1- 0	331	275	233	233	16	16
TOTALS	RPI 1-25	RPI 26-50	W-L RECORDS	RPI 51-100	RPI 101-150	RPI 150+			
12- 8	0- 0	0- 1	OVERALL	0- 1	2- 2	10- 4			
7- 3	0- 0	0- 0	HOME	0- 1	1- 0	6- 2			
5- 5	0- 0	0- 1	AWAY	0- 0	1- 2	4- 2			
0- 0	0- 0	0- 0	NEUTRAL	0- 0	0- 0	0- 0			
5- 4	0- 0	0- 0	NON-CONFERENCE	0- 0	0- 2	5- 2			
3- 1	0- 0	0- 0	HOME	0- 0	0- 0	3- 1			
2- 3	0- 0	0- 0	AWAY	0- 0	0- 2	2- 1			
0- 0	0- 0	0- 0	NEUTRAL	0- 0	0- 0	0- 0			
7- 4	0- 0	0- 1	CONFERENCE	0- 1	2- 0	5- 2			
4- 2	0- 0	0- 0	HOME	0- 1	1- 0	3- 1			
3- 2	0- 0	0- 1	AWAY	0- 0	1- 0	2- 1			
0- 0	0- 0	0- 0	NEUTRAL	0- 0	0- 0	0- 0			

RPI S	Opponent	Score	RPI S	Opponent	Score	RPI S	Opponent	Score	RPI S	Opponent	Score	Team's RPI: 161
45	A UALR	56 <b>82</b>	59	H Arkansas St.	76 <b>82</b>	131	H Appalachian St.	91 87	138	A Clemson	73 <b>82</b>	
						141	A Auburn	54 <b>71</b>	148	A La.-Lafayette	60 55	
						157	H Texas St.	72 <b>74</b>	160	H Samford	76 67	
						203	H Savannah St.	80 <b>83</b>	205	A Evansville	85 <b>94</b>	
						211	A La.-Monroe	82 77	211	H La.-Monroe	90 51	
						228	A Texas-Arlington	67 <b>70</b>	228	H Texas-Arlington	70 63	
						233	A Georgia St.	96 87	242	A Tennessee St.	75 71	
						283	H Southeastern La.	80 78	288	H Ga. Southern	84 74	
						319	H Alabama St.	70 50	335	A Florida A&M	65 59	
LAST 12 Division I GAMES:												
228	A Texas-Arlington	67 <b>70</b>	211	A La.-Monroe	82 77							
211	H La.-Monroe	90 51	233	A Georgia St.	96 87							
59	H Arkansas St.	76 <b>82</b>	228	H Texas-Arlington	70 63							
45	A UALR	56 <b>82</b>	148	A La.-Lafayette	60 55							
131	H Appalachian St.	91 87	157	H Texas St.	72 <b>74</b>							
288	H Ga. Southern	84 74	242	A Tennessee St.	75 71							

Non-Div I Games:

Troy

## Tulane

Through Games Of Feb. 1, 2015

Average RPI Win:	178	WON-LOST	WINNING	LAST 10	STRENGTH OF	OPP. STRENGTH	TEAM	ADJ.	CONF.	ADJ CONF.
Average RPI Loss:	30	RECORD	PCT. RANK	GAMES	SCHEDULE	OF SCHEDULE	RPI	RPI	RPI	RPI
DIV. I ONLY	16- 5	38	1- 1	66	84	48	48	7	7	
DIV. I NON-CONF.	9- 2	35	1- 0	23	111	24	24	9	9	
TOTALS	RPI 1-25	RPI 26-50	W-L RECORDS	RPI 51-100	RPI 101-150	RPI 150+				
16- 5	0- 3	1- 1	OVERALL	4- 1	1- 0	10- 0				
8- 3	0- 2	0- 0	HOME	2- 1	0- 0	6- 0				
7- 1	0- 1	1- 0	AWAY	2- 0	0- 0	4- 0				
1- 1	0- 0	0- 1	NEUTRAL	0- 0	1- 0	0- 0				
9- 2	0- 1	1- 1	NON-CONFERENCE	3- 0	1- 0	4- 0				
5- 1	0- 1	0- 0	HOME	2- 0	0- 0	3- 0				
3- 0	0- 0	1- 0	AWAY	1- 0	0- 0	1- 0				
1- 1	0- 0	0- 1	NEUTRAL	0- 0	1- 0	0- 0				
7- 3	0- 2	0- 0	CONFERENCE	1- 1	0- 0	6- 0				
3- 2	0- 1	0- 0	HOME	0- 1	0- 0	3- 0				
4- 1	0- 1	0- 0	AWAY	1- 0	0- 0	3- 0				
0- 0	0- 0	0- 0	NEUTRAL	0- 0	0- 0	0- 0				

RPI 1-25				RPI 26-50				Team's RPI: 48				RPI 51-100				RPI 101+			
RPI	S	Opponent	Score	RPI	S	Opponent	Score	RPI	S	Opponent	Score	RPI	S	Opponent	Score	RPI	S	Opponent	Score
14	H	Florida St.	54 65	38	N	Western Ky.	64 69	57	H	Miami (FL)	70 65	108	N	UNI	71 48				
19	A	South Fla.	45 64	45	A	UALR	74 58	60	A	East Carolina	76 63	160	H	Samford	58 56				
19	H	South Fla.	40 53					60	H	East Carolina	63 67	174	H	Tulsa	73 34				
								74	H	North Carolina St.	60 51	209	A	McNeese St.	75 55				
								79	A	LSU	51 45	240	H	Nicholls St.	77 44				
												243	A	UCF	71 70				
												255	H	SMU	60 58				
												261	A	Houston	63 46				
												261	H	Houston	70 40				
												277	A	Cincinnati	60 50				
												346	H	Mississippi Val.	87 47				
LAST 12 Division I GAMES:																			
108	N	UNI	71 48	243	A	UCF	71 70												
60	H	East Carolina	63 67	60	A	East Carolina	76 63												
261	A	Houston	63 46	19	H	South Fla.	40 53												
19	A	South Fla.	45 64	261	H	Houston	70 40												
174	H	Tulsa	73 34	277	A	Cincinnati	60 50												
255	H	SMU	60 58	14	H	Florida St.	54 65												

Non-Div I Games:

Tulane

■ Loss, 
■ Non-Conf, S Site, 
■ Home 
■ Away 
N Neutral



Average RPI Win:	223	WON-LOST	WINNING	LAST 10	STRENGTH OF	OPP. STRENGTH	TEAM	ADJ.	CONF.	ADJ CONF.
Average RPI Loss:	97	RECORD	PCT. RANK	GAMES	SCHEDULE	OF SCHEDULE	RPI	RPI	RPI	RPI
DIV. I ONLY	11- 10	158	6- 4	178	109	174	174	7	7	
DIV. I NON-CONF.	5- 6	177	1- 1	203	173	211	211	9	9	
TOTALS	RPI 1-25	RPI 26-50	W-L RECORDS	RPI 51-100	RPI 101-150	RPI 150+				
11- 10	0- 1	0- 2	OVERALL	1- 3	1- 1	9- 3				
7- 5	0- 0	0- 1	HOME	0- 2	1- 1	6- 1				
3- 5	0- 1	0- 1	AWAY	1- 1	0- 0	2- 2				
1- 0	0- 0	0- 0	NEUTRAL	0- 0	0- 0	1- 0				
5- 6	0- 0	0- 1	NON-CONFERENCE	0- 2	0- 1	5- 2				
2- 4	0- 0	0- 1	HOME	0- 1	0- 1	2- 1				
2- 2	0- 0	0- 0	AWAY	0- 1	0- 0	2- 1				
1- 0	0- 0	0- 0	NEUTRAL	0- 0	0- 0	1- 0				
6- 4	0- 1	0- 1	CONFERENCE	1- 1	1- 0	4- 1				
5- 1	0- 0	0- 0	HOME	0- 1	1- 0	4- 0				
1- 3	0- 1	0- 1	AWAY	1- 0	0- 0	0- 1				
0- 0	0- 0	0- 0	NEUTRAL	0- 0	0- 0	0- 0				

RPI	S	Opponent	Score	RPI	S	Opponent	Score	RPI	S	Opponent	Score	RPI	S	Opponent	Score	Team's RPI: 174
6	A	UConn	60 98	45	H	UALR	59 66	52	H	Arkansas	53 64	108	H	UNI	66 69	
				48	A	Tulane	34 73	57	A	Miami (FL)	57 69	145	H	Memphis	79 69	
								60	A	East Carolina	74 63	158	H	Saint Louis	58 63	
								60	H	East Carolina	68 77	159	N	Buffalo	87 77	
												188	A	Oral Roberts	71 73	
												218	H	Lamar	73 69	
												221	A	Texas Southern	67 64	
												243	A	UCF	70 76	
												243	H	UCF	70 61	
												255	H	SMU	74 58	
												261	H	Houston	74 52	
												271	A	Valparaiso	87 63	
												277	H	Cincinnati	74 52	
												345	H	New Orleans	78 55	
LAST 12 Division I GAMES:																
243	H	UCF	70 61	145	H	Memphis	79 69									
255	H	SMU	74 58	6	A	UConn	60 98									
60	A	East Carolina	74 63	243	A	UCF	70 76									
48	A	Tulane	34 73	277	H	Cincinnati	74 52									
261	H	Houston	74 52	45	H	UALR	59 66									
60	H	East Carolina	68 77	345	H	New Orleans	78 55									

Non-Div I Games:

Tulsa

■ Loss, 
 ■ Non-Conf, 
 ■ S Site, 
 ■ H Home 
 ■ A Away 
 N Neutral

Average RPI Win:	263	WON-LOST	WINNING	LAST 10	STRENGTH OF	OPP. STRENGTH	TEAM	ADJ.	CONF.	ADJ CONF.
Average RPI Loss:	132	RECORD	PCT. RANK	GAMES	SCHEDULE	OF SCHEDULE	RPI	RPI	RPI	RPI
DIV. I ONLY	11- 9	140	5- 5	321	134	226	226	17	17	
DIV. I NON-CONF.	6- 5	145	2- 1	347	177	270	270	18	18	
TOTALS	RPI 1-25	RPI 26-50	W-L RECORDS	RPI 51-100	RPI 101-150	RPI 150+				
11- 9	0- 1	0- 1	OVERALL	0- 1	1- 2	10- 4				
7- 3	0- 0	0- 1	HOME	0- 1	1- 1	6- 0				
3- 6	0- 1	0- 0	AWAY	0- 0	0- 1	3- 4				
1- 0	0- 0	0- 0	NEUTRAL	0- 0	0- 0	1- 0				
6- 5	0- 1	0- 0	NON-CONFERENCE	0- 1	0- 0	6- 3				
4- 1	0- 0	0- 0	HOME	0- 1	0- 0	4- 0				
1- 4	0- 1	0- 0	AWAY	0- 0	0- 0	1- 3				
1- 0	0- 0	0- 0	NEUTRAL	0- 0	0- 0	1- 0				
5- 4	0- 0	0- 1	CONFERENCE	0- 0	1- 2	4- 1				
3- 2	0- 0	0- 1	HOME	0- 0	1- 1	2- 0				
2- 2	0- 0	0- 0	AWAY	0- 0	0- 1	2- 1				
0- 0	0- 0	0- 0	NEUTRAL	0- 0	0- 0	0- 0				

RPI 1-25				RPI 26-50				RPI 51-100				RPI 101+ Team's RPI: 226			
RPI	S	Opponent	Score	RPI	S	Opponent	Score	RPI	S	Opponent	Score	RPI	S	Opponent	Score
14	A	Florida St.	62 92	46	H	Middle Tenn.	68 76	96	H	Richmond	65 71	103	H	Louisiana Tech	55 61
												117	H	Southern Miss.	62 49
												125	A	Old Dominion	46 58
												160	A	Samford	41 70
												170	A	Arizona	44 49
												184	A	Fla. Atlantic	56 66
												191	H	UTSA	73 57
												201	A	Charlotte	60 52
												248	H	Lipscomb	72 54
												254	H	UTEP	67 52
												278	N	UC Irvine	69 65
												289	A	Loyola Marymount	61 66
												310	A	Loyola Chicago	61 51
												311	H	South Ala.	73 43
												322	A	FIU	68 45
												326	H	Alcorn	57 43
												337	H	Ark.-Pine Bluff	65 56
LAST 12 Division I GAMES:															
191	H	UTSA	73 57	322	A	FIU	68 45								
254	H	UTEP	67 52	184	A	Fla. Atlantic	56 66								
125	A	Old Dominion	46 58	46	H	Middle Tenn.	68 76								
201	A	Charlotte	60 52	96	H	Richmond	65 71								
117	H	Southern Miss.	62 49	311	H	South Ala.	73 43								
103	H	Louisiana Tech	55 61	337	H	Ark.-Pine Bluff	65 56								

Non-Div I Games:

UAB

■ Loss, 
 ■ Non-Conf, S Site, 
 ■ Home 
 ■ Away 
 N Neutral

Average RPI Win:	191	WON-LOST	WINNING	LAST 10	STRENGTH OF	OPP. STRENGTH	TEAM	ADJ.	CONF.	ADJ CONF.
Average RPI Loss:	57	RECORD	PCT. RANK	GAMES	SCHEDULE	OF SCHEDULE	RPI	RPI	RPI	RPI
DIV. I ONLY	17- 3	19	9- 1	179	97	45	45	16	16	
DIV. I NON-CONF.	7- 2	47	1- 0	87	27	34	34	16	16	
TOTALS	RPI 1-25	RPI 26-50	W-L RECORDS	RPI 51-100	RPI 101-150	RPI 150+				
17- 3	0- 0	1- 1	OVERALL	1- 2	3- 0	12- 0				
8- 1	0- 0	1- 1	HOME	0- 0	2- 0	5- 0				
9- 2	0- 0	0- 0	AWAY	1- 2	1- 0	7- 0				
0- 0	0- 0	0- 0	NEUTRAL	0- 0	0- 0	0- 0				
7- 2	0- 0	1- 1	NON-CONFERENCE	1- 1	1- 0	4- 0				
3- 1	0- 0	1- 1	HOME	0- 0	0- 0	2- 0				
4- 1	0- 0	0- 0	AWAY	1- 1	1- 0	2- 0				
0- 0	0- 0	0- 0	NEUTRAL	0- 0	0- 0	0- 0				
10- 1	0- 0	0- 0	CONFERENCE	0- 1	2- 0	8- 0				
5- 0	0- 0	0- 0	HOME	0- 0	2- 0	3- 0				
5- 1	0- 0	0- 0	AWAY	0- 1	0- 0	5- 0				
0- 0	0- 0	0- 0	NEUTRAL	0- 0	0- 0	0- 0				

RPI 1-25				RPI 26-50		Team's RPI: 45		RPI 51-100				RPI 101+			
RPI	S	Opponent	Score	RPI	S	Opponent	Score	RPI	S	Opponent	Score	RPI	S	Opponent	Score
				27	H	Oklahoma	66 62	59	A	Arkansas St.	69 70	131	H	Appalachian St.	69 48
				48	H	Tulane	58 74	65	A	South Dakota St.	42 67	145	A	Memphis	66 59
								79	A	LSU	70 54	148	H	La.-Lafayette	67 41
												157	A	Texas St.	65 45
												161	H	Troy	82 56
												174	A	Tulsa	66 59
												185	H	Missouri St.	61 48
												188	H	Oral Roberts	54 43
												211	A	La.-Monroe	79 41
												228	H	Texas-Arlington	66 38
												233	A	Georgia St.	75 55
												262	A	Rice	55 40
												288	A	Ga. Southern	58 44
												311	A	South Ala.	56 34
												311	H	South Ala.	71 37
LAST 12 Division I GAMES:															
				288	A	Ga. Southern	58 44	131	H	Appalachian St.	69 48				
				59	A	Arkansas St.	69 70	157	A	Texas St.	65 45				
				228	H	Texas-Arlington	66 38	311	H	South Ala.	71 37				
				161	H	Troy	82 56	233	A	Georgia St.	75 55				
				311	A	South Ala.	56 34	148	H	La.-Lafayette	67 41				
				211	A	La.-Monroe	79 41	174	A	Tulsa	66 59				

Non-Div I Games:

UALR

■ Loss, 
 ■ Non-Conf, S Site, 
 ■ Home 
 ■ Away 
 N Neutral

Average RPI Win:	190	WON-LOST	WINNING	LAST 10	STRENGTH OF	OPP. STRENGTH	TEAM	ADJ.	CONF.	ADJ CONF.
Average RPI Loss:	104	RECORD	PCT. RANK	GAMES	SCHEDULE	OF SCHEDULE	RPI	RPI	RPI	RPI
DIV. I ONLY	8- 10	201	4- 5	47	150	128	128	14	14	
DIV. I NON-CONF.	4- 7	219	1- 3	36	131	147	147	14	14	
TOTALS	RPI 1-25	RPI 26-50	W-L RECORDS	RPI 51-100	RPI 101-150	RPI 150+				
8- 10	0- 3	0- 0	OVERALL	1- 3	3- 0	4- 4				
4- 4	0- 1	0- 0	HOME	1- 2	1- 0	2- 1				
3- 5	0- 2	0- 0	AWAY	0- 1	2- 0	1- 2				
1- 1	0- 0	0- 0	NEUTRAL	0- 0	0- 0	1- 1				
4- 7	0- 3	0- 0	NON-CONFERENCE	1- 1	1- 0	2- 3				
2- 3	0- 1	0- 0	HOME	1- 1	0- 0	1- 1				
1- 3	0- 2	0- 0	AWAY	0- 0	1- 0	0- 1				
1- 1	0- 0	0- 0	NEUTRAL	0- 0	0- 0	1- 1				
4- 3	0- 0	0- 0	CONFERENCE	0- 2	2- 0	2- 1				
2- 1	0- 0	0- 0	HOME	0- 1	1- 0	1- 0				
2- 2	0- 0	0- 0	AWAY	0- 1	1- 0	1- 1				
0- 0	0- 0	0- 0	NEUTRAL	0- 0	0- 0	0- 0				

RPI 1-25				RPI 26-50				RPI 51-100				RPI 101+ Team's RPI: 128			
RPI	S	Opponent	Score	RPI	S	Opponent	Score	RPI	S	Opponent	Score	RPI	S	Opponent	Score
6	H	UConn	43 102					58	H	St. Mary's (CA)	55 57	107	A	CSUN	60 49
10	A	Arizona St.	51 72					64	H	Pacific	60 53	122	H	UC Riverside	70 61
24	A	Stanford	59 71					71	A	Long Beach St.	60 63	142	A	Sacramento St.	90 82
								91	H	Hawaii	53 58	151	A	Cal Poly	64 72
												167	H	San Francisco	70 73
												183	H	Cal St. Fullerton	64 59
												213	N	Santa Clara	76 79
												224	N	Southern Utah	76 53
												250	A	San Jose St.	75 89
												336	H	Utah Valley	59 49
												341	A	UC Santa Barbara	60 54
LAST 12 Division I GAMES:															
341	A	UC Santa Barbara	60 54	107	A	CSUN	60 49	24	A	Stanford	59 71	10	A	Arizona St.	51 72
151	A	Cal Poly	64 72	58	H	St. Mary's (CA)	55 57	71	A	Long Beach St.	60 63	250	A	San Jose St.	75 89
91	H	Hawaii	53 58	64	H	Pacific	60 53	91	H	Hawaii	53 58	224	N	Southern Utah	76 53
183	H	Cal St. Fullerton	64 59	71	A	Long Beach St.	60 63	167	H	San Francisco	70 73	213	N	Santa Clara	76 79
122	H	UC Riverside	70 61					183	H	Cal St. Fullerton	64 59	250	A	San Jose St.	75 89
71	A	Long Beach St.	60 63					336	H	Utah Valley	59 49	341	A	UC Santa Barbara	60 54

Non-Div I Games: Menlo

77 56

UC Davis

■ Loss, 
 ■ Non-Conf, 
 ■ S Site, 
 ■ Home 
 ■ A Away 
 N Neutral

Average RPI Win:	309	WON-LOST	WINNING	LAST 10	STRENGTH OF	OPP. STRENGTH	TEAM	ADJ.	CONF.	ADJ CONF.
Average RPI Loss:	147	RECORD	PCT. RANK	GAMES	SCHEDULE	OF SCHEDULE	RPI	RPI	RPI	RPI
DIV. I ONLY	3- 18	329	2- 7	118	295	278	278	14	14	
DIV. I NON-CONF.	2- 12	316	1- 3	130	335	286	286	14	14	
TOTALS	RPI 1-25	RPI 26-50	W-L RECORDS	RPI 51-100	RPI 101-150	RPI 150+				
3- 18	0- 0	0- 0	OVERALL	0- 6	0- 5	3- 7				
0- 7	0- 0	0- 0	HOME	0- 2	0- 2	0- 3				
2- 8	0- 0	0- 0	AWAY	0- 4	0- 2	2- 2				
1- 3	0- 0	0- 0	NEUTRAL	0- 0	0- 1	1- 2				
2- 12	0- 0	0- 0	NON-CONFERENCE	0- 4	0- 3	2- 5				
0- 4	0- 0	0- 0	HOME	0- 1	0- 1	0- 2				
1- 5	0- 0	0- 0	AWAY	0- 3	0- 1	1- 1				
1- 3	0- 0	0- 0	NEUTRAL	0- 0	0- 1	1- 2				
1- 6	0- 0	0- 0	CONFERENCE	0- 2	0- 2	1- 2				
0- 3	0- 0	0- 0	HOME	0- 1	0- 1	0- 1				
1- 3	0- 0	0- 0	AWAY	0- 1	0- 1	1- 1				
0- 0	0- 0	0- 0	NEUTRAL	0- 0	0- 0	0- 0				

RPI 1-25				RPI 26-50				RPI 51-100				RPI 101+				Team's RPI: 278	
RPI	S	Opponent	Score	RPI	S	Opponent	Score	RPI	S	Opponent	Score	RPI	S	Opponent	Score		
								54	A	Purdue	44	69	107	H	CSUN	63	72
								69	H	San Diego	64	87	109	N	Wright St.	42	80
								71	A	Long Beach St.	40	57	122	A	UC Riverside	58	71
								72	A	TCU	56	78	137	A	Bakersfield	70	80
								80	A	South Dakota	52	96	137	H	Bakersfield	65	68
								91	H	Hawaii	50	85	151	A	Cal Poly	58	74
													183	H	Cal St. Fullerton	51	62
													197	H	Pepperdine	53	76
													226	N	UAB	65	69
													250	H	San Jose St.	65	91
													284	N	Bowling Green	54	62
													286	A	Grand Canyon	54	53
													301	N	Denver	63	55
													309	A	Northern Ariz.	35	66
													341	A	UC Santa Barbara	61	58
LAST 12 Division I GAMES:																	
				151	A	Cal Poly	58	74	71	A	Long Beach St.	40	57				
				341	A	UC Santa Barbara	61	58	72	A	TCU	56	78				
				91	H	Hawaii	50	85	301	N	Denver	63	55				
				107	H	CSUN	63	72	109	N	Wright St.	42	80				
				183	H	Cal St. Fullerton	51	62	54	A	Purdue	44	69				
				122	A	UC Riverside	58	71	137	H	Bakersfield	65	68				

Non-Div I Games: Concordia Irvine 78 72

UC Irvine

■ Loss, 
■ Non-Conf, 
■ S Site, 
■ H Home 
■ A Away 
N Neutral

Overall				Through Games Of Feb. 17, 1918						
Average RPI Win:	226	WON-LOST	WINNING	LAST 10	STRENGTH OF	OPP. STRENGTH	TEAM	ADJ.	CONF.	ADJ CONF.
Average RPI Loss:	89	RECORD	PCT. RANK	GAMES	SCHEDULE	OF SCHEDULE	RPI	RPI	RPI	RPI
DIV. I ONLY	13- 8	102	0- 1	227	117	122	122	14	14	
DIV. I NON-CONF.	9- 5	102	0- 1	174	141	91	91	14	14	
-----										
TOTALS	RPI 1-25	RPI 26-50		W-L RECORDS		RPI 51-100	RPI 101-150	RPI 150+		
13- 8	0- 1	0- 2		OVERALL		0- 2	1- 2	12- 1		
8- 1	0- 1	0- 0		HOME		0- 0	0- 0	8- 0		
3- 7	0- 0	0- 2		AWAY		0- 2	1- 2	2- 1		
2- 0	0- 0	0- 0		NEUTRAL		0- 0	0- 0	2- 0		
9- 5	0- 1	0- 2		NON-CONFERENCE		0- 1	0- 1	9- 0		
5- 1	0- 1	0- 0		HOME		0- 0	0- 0	5- 0		
2- 4	0- 0	0- 2		AWAY		0- 1	0- 1	2- 0		
2- 0	0- 0	0- 0		NEUTRAL		0- 0	0- 0	2- 0		
4- 3	0- 0	0- 0		CONFERENCE		0- 1	1- 1	3- 1		
3- 0	0- 0	0- 0		HOME		0- 0	0- 0	3- 0		
1- 3	0- 0	0- 0		AWAY		0- 1	1- 1	0- 1		
0- 0	0- 0	0- 0		NEUTRAL		0- 0	0- 0	0- 0		

RPI 1-25				RPI 26-50				RPI 51-100				RPI 101+				Team's RPI: 122	
RPI	S	Opponent	Score	RPI	S	Opponent	Score	RPI	S	Opponent	Score	RPI	S	Opponent	Score		
20	H	Washington	71 74	30	A	Fresno St.	61 73	84	A	UCLA	43 57	107	A	CSUN	68 56		
				40	A	Iowa St.	54 71	91	A	Hawaii	58 69	128	A	UC Davis	61 70		
												137	A	Bakersfield	65 66		
												151	H	Cal Poly	82 78		
												154	A	New Mexico	70 62		
												167	H	San Francisco	66 53		
												176	N	Stephen F. Austin	90 62		
												183	A	Cal St. Fullerton	49 58		
												204	H	San Diego St.	64 54		
												213	H	Santa Clara	80 69		
												250	H	San Jose St.	100 80		
												263	N	Brown	79 65		
												278	H	UC Irvine	71 58		
												289	A	Loyola Marymount	81 55		
												341	H	UC Santa Barbara	89 74		
												343	H	UMKC	81 38		
LAST 12 Division I GAMES:																	
				40	A	Iowa St.	54 71	278	H	UC Irvine	71 58						
				107	A	CSUN	68 56	183	A	Cal St. Fullerton	49 58						
				151	H	Cal Poly	82 78	343	H	UMKC	81 38						
				341	H	UC Santa Barbara	89 74	263	N	Brown	79 65						
				91	A	Hawaii	58 69	204	H	San Diego St.	64 54						
				128	A	UC Davis	61 70	20	H	Washington	71 74						

Non-Div I Games:

UC Riverside

■ Loss, ■ Non-Conf, S Site, H Home A Away N Neutral

Average RPI Win:	0	WON-LOST	WINNING	LAST 10	STRENGTH OF	OPP. STRENGTH	TEAM	ADJ.	CONF.	ADJ CONF.
Average RPI Loss:	164	RECORD	PCT. RANK	GAMES	SCHEDULE	OF SCHEDULE	RPI	RPI	RPI	RPI
DIV. I ONLY	0- 20	348	0- 10	236	128	341	341	14	14	
DIV. I NON-CONF.	0- 13	338	0- 5	279	131	344	344	14	14	
TOTALS	RPI 1-25	RPI 26-50	W-L RECORDS	RPI 51-100	RPI 101-150	RPI 150+				
0- 20	0- 1	0- 1	OVERALL	0- 2	0- 5	0- 11				
0- 10	0- 0	0- 1	HOME	0- 2	0- 2	0- 5				
0- 10	0- 1	0- 0	AWAY	0- 0	0- 3	0- 6				
0- 0	0- 0	0- 0	NEUTRAL	0- 0	0- 0	0- 0				
0- 13	0- 1	0- 1	NON-CONFERENCE	0- 1	0- 2	0- 8				
0- 6	0- 0	0- 1	HOME	0- 1	0- 1	0- 3				
0- 7	0- 1	0- 0	AWAY	0- 0	0- 1	0- 5				
0- 0	0- 0	0- 0	NEUTRAL	0- 0	0- 0	0- 0				
0- 7	0- 0	0- 0	CONFERENCE	0- 1	0- 3	0- 3				
0- 4	0- 0	0- 0	HOME	0- 1	0- 1	0- 2				
0- 3	0- 0	0- 0	AWAY	0- 0	0- 2	0- 1				
0- 0	0- 0	0- 0	NEUTRAL	0- 0	0- 0	0- 0				

RPI S	Opponent	Score	RPI S	Opponent	Score	RPI S	Opponent	Score	RPI S	Opponent	Score	Team's RPI: 341
24	A Stanford	34 90	43	H Washington St.	55 81	71	H Long Beach St.	44 81	107	A CSUN	48 84	
						79	H LSU	45 78	122	A UC Riverside	74 89	
									128	H UC Davis	54 60	
									132	H Army	39 61	
									137	A Bakersfield	64 74	
									151	H Cal Poly	41 56	
									170	A Arizona	34 61	
									173	H Idaho	44 47	
									183	A Cal St. Fullerton	50 54	
									197	H Pepperdine	44 66	
									204	A San Diego St.	58 64	
									213	H Santa Clara	33 47	
									241	A Nevada	58 71	
									278	H UC Irvine	58 61	
									309	A Northern Ariz.	49 67	
									318	A Seattle	46 66	
LAST 12 Division I GAMES:												
128	H UC Davis	54 60	151	H Cal Poly	41 56							
278	H UC Irvine	58 61	137	A Bakersfield	64 74							
183	A Cal St. Fullerton	50 54	318	A Seattle	46 66							
122	A UC Riverside	74 89	24	A Stanford	34 90							
71	H Long Beach St.	44 81	79	H LSU	45 78							
107	A CSUN	48 84	197	H Pepperdine	44 66							

Non-Div I Games:

UC Santa Barbara

■ Loss, 
■ Non-Conf, 
■ S Site, 
■ H Home 
■ A Away 
N Neutral

Average RPI Win:	231	WON-LOST	WINNING	LAST 10	STRENGTH OF	OPP. STRENGTH	TEAM	ADJ.	CONF.	ADJ CONF.
Average RPI Loss:	135	RECORD	PCT. RANK	GAMES	SCHEDULE	OF SCHEDULE	RPI	RPI	RPI	RPI
DIV. I ONLY	7- 14	265	3- 7	174	128	243	243	7	7	
DIV. I NON-CONF.	4- 7	219	0- 2	165	193	246	246	9	9	
TOTALS	RPI 1-25	RPI 26-50	W-L RECORDS	RPI 51-100	RPI 101-150	RPI 150+				
7- 14	0- 1	0- 3	OVERALL	0- 2	0- 1	7- 7				
5- 6	0- 1	0- 2	HOME	0- 1	0- 1	5- 1				
2- 8	0- 0	0- 1	AWAY	0- 1	0- 0	2- 6				
0- 0	0- 0	0- 0	NEUTRAL	0- 0	0- 0	0- 0				
4- 7	0- 0	0- 2	NON-CONFERENCE	0- 2	0- 0	4- 3				
4- 2	0- 0	0- 1	HOME	0- 1	0- 0	4- 0				
0- 5	0- 0	0- 1	AWAY	0- 1	0- 0	0- 3				
0- 0	0- 0	0- 0	NEUTRAL	0- 0	0- 0	0- 0				
3- 7	0- 1	0- 1	CONFERENCE	0- 0	0- 1	3- 4				
1- 4	0- 1	0- 1	HOME	0- 0	0- 1	1- 1				
2- 3	0- 0	0- 0	AWAY	0- 0	0- 0	2- 3				
0- 0	0- 0	0- 0	NEUTRAL	0- 0	0- 0	0- 0				

RPI	S	Opponent	Score	RPI	S	Opponent	Score	RPI	S	Opponent	Score	RPI	S	Opponent	Score	Team's RPI: 243
6	H	UConn	45 100	46	A	Middle Tenn.	57 79	66	A	St. John's (NY)	48 62	145	H	Memphis	66 70	
				47	H	Stetson	49 67	78	H	Akron	64 73	155	A	Temple	57 72	
				48	H	Tulane	70 71					155	H	Temple	54 71	
												174	A	Tulsa	61 70	
												174	H	Tulsa	76 70	
												178	A	Massachusetts	62 67	
												184	H	Fla. Atlantic	94 74	
												190	A	Iona	67 75	
												232	H	North Florida	60 56	
												249	H	Oakland	98 65	
												255	A	SMU	61 57	
												260	H	Jacksonville	71 59	
												261	A	Houston	64 50	
												277	A	Cincinnati	54 70	
												322	A	FIU	57 66	
LAST 12 Division I GAMES:																
174	A	Tulsa	61 70	277	A	Cincinnati	54 70									
155	H	Temple	54 71	145	H	Memphis	66 70									
255	A	SMU	61 57	174	H	Tulsa	76 70									
6	H	UConn	45 100	261	A	Houston	64 50									
155	A	Temple	57 72	46	A	Middle Tenn.	57 79									
48	H	Tulane	70 71	78	H	Akron	64 73									

Non-Div I Games:

UCF

■ Loss, 
 ■ Non-Conf, 
 ■ S Site, 
 ■ H Home 
 ■ A Away 
 N Neutral



Average RPI Win:	147	WON-LOST	WINNING	LAST 10	STRENGTH OF	OPP. STRENGTH	TEAM	ADJ.	CONF.	ADJ CONF.
Average RPI Loss:	43	RECORD	PCT. RANK	GAMES	SCHEDULE	OF SCHEDULE	RPI	RPI	RPI	RPI
DIV. I ONLY	8- 12	228	1- 2	6	14	84	84	5	5	
DIV. I NON-CONF.	4- 7	219	1- 1	2	17	81	81	3	3	
TOTALS	RPI 1-25	RPI 26-50	W-L RECORDS	RPI 51-100	RPI 101-150	RPI 150+				
8- 12	0- 8	0- 1	OVERALL	2- 1	3- 2	3- 0				
4- 7	0- 5	0- 1	HOME	1- 0	2- 1	1- 0				
3- 3	0- 2	0- 0	AWAY	1- 0	1- 1	1- 0				
1- 2	0- 1	0- 0	NEUTRAL	0- 1	0- 0	1- 0				
4- 7	0- 5	0- 1	NON-CONFERENCE	0- 1	2- 0	2- 0				
3- 3	0- 2	0- 1	HOME	0- 0	2- 0	1- 0				
0- 2	0- 2	0- 0	AWAY	0- 0	0- 0	0- 0				
1- 2	0- 1	0- 0	NEUTRAL	0- 1	0- 0	1- 0				
4- 5	0- 3	0- 0	CONFERENCE	2- 0	1- 2	1- 0				
1- 4	0- 3	0- 0	HOME	1- 0	0- 1	0- 0				
3- 1	0- 0	0- 0	AWAY	1- 0	1- 1	1- 0				
0- 0	0- 0	0- 0	NEUTRAL	0- 0	0- 0	0- 0				

RPI 1-25				RPI 26-50				RPI 51-100 Team's RPI: 84				RPI 101+			
RPI	S	Opponent	Score	RPI	S	Opponent	Score	RPI	S	Opponent	Score	RPI	S	Opponent	Score
2	H	Notre Dame	67 82	29	H	Nebraska	66 71	57	N	Miami (FL)	67 74	102	A	Colorado	90 84
6	N	UConn	50 86					76	A	Southern California	59 52	122	H	UC Riverside	57 43
9	H	Oregon St.	47 65					76	H	Southern California	71 60	142	H	Sacramento St.	92 83
17	A	North Carolina	68 84									150	A	Oregon	65 67
21	H	Texas	65 75									150	H	Oregon	46 62
23	H	California	57 72									160	N	Samford	71 52
24	H	Stanford	70 79									222	A	Utah	49 46
25	A	James Madison	87 91									277	H	Cincinnati	66 58
LAST 12 Division I GAMES:															
		9	H	Oregon St.	47	65				76	H	Southern California	71	60	
		160	N	Samford	71	52				102	A	Colorado	90	84	
		25	A	James Madison	87	91				222	A	Utah	49	46	
		150	A	Oregon	65	67				150	H	Oregon	46	62	
		23	H	California	57	72				76	A	Southern California	59	52	
		24	H	Stanford	70	79				2	H	Notre Dame	67	82	

Non-Div I Games:

UCLA

■ Loss, 
■ Non-Conf, 
■ S Site, 
■ H Home 
■ A Away 
N Neutral

Average RPI Win:	122	WON-LOST	WINNING	LAST 10	STRENGTH OF	OPP. STRENGTH	TEAM	ADJ.	CONF.	ADJ CONF.
Average RPI Loss:	24	RECORD	PCT. RANK	GAMES	SCHEDULE	OF SCHEDULE	RPI	RPI	RPI	RPI
DIV. I ONLY	20- 1	3	10- 0	49	7	6	6	7	7	
DIV. I NON-CONF.	10- 1	16	2- 0	9	1	1	1	9	9	
TOTALS	RPI 1-25	RPI 26-50	W-L RECORDS	RPI 51-100	RPI 101-150	RPI 150+				
20- 1	4- 1	1- 0	OVERALL	6- 0	1- 0	8- 0				
8- 0	2- 0	0- 0	HOME	3- 0	0- 0	3- 0				
7- 1	1- 1	0- 0	AWAY	1- 0	1- 0	4- 0				
5- 0	1- 0	1- 0	NEUTRAL	2- 0	0- 0	1- 0				
10- 1	3- 1	1- 0	NON-CONFERENCE	4- 0	1- 0	1- 0				
3- 0	1- 0	0- 0	HOME	2- 0	0- 0	0- 0				
2- 1	1- 1	0- 0	AWAY	0- 0	1- 0	0- 0				
5- 0	1- 0	1- 0	NEUTRAL	2- 0	0- 0	1- 0				
10- 0	1- 0	0- 0	CONFERENCE	2- 0	0- 0	7- 0				
5- 0	1- 0	0- 0	HOME	1- 0	0- 0	3- 0				
5- 0	0- 0	0- 0	AWAY	1- 0	0- 0	4- 0				
0- 0	0- 0	0- 0	NEUTRAL	0- 0	0- 0	0- 0				

RPI	S	Opponent	Score	RPI	S	Opponent	Score	RPI	S	Opponent	Score	RPI	S	Opponent	Score
2	A	Notre Dame	76 58	44	N	Vanderbilt	91 52	60	A	East Carolina	89 38	128	A	UC Davis	102 43
15	H	Duke	83 52					60	H	East Carolina	87 32	155	A	Temple	83 49
18	N	Green Bay	89 53					66	N	St. John's (NY)	70 54	155	H	Temple	92 58
19	H	South Fla.	92 50					81	H	DePaul	98 64	174	H	Tulsa	98 60
24	A	Stanford	86 88					84	N	UCLA	86 50	243	A	UCF	100 45
								88	H	Creighton	96 60	255	A	SMU	87 28
												255	H	SMU	96 45
												270	N	Col. of Charleston	85 24
												277	A	Cincinnati	96 31
LAST 12 Division I GAMES:															
155	A	Temple	83 49	255	A	SMU	87 28								
60	H	East Carolina	87 32	174	H	Tulsa	98 60								
277	A	Cincinnati	96 31	66	N	St. John's (NY)	70 54								
243	A	UCF	100 45	60	A	East Carolina	89 38								
19	H	South Fla.	92 50	15	H	Duke	83 52								
155	H	Temple	92 58	255	H	SMU	96 45								

Non-Div I Games:

UConn

Average RPI Win:	310	WON-LOST	WINNING	LAST 10	STRENGTH OF	OPP. STRENGTH	TEAM	ADJ.	CONF.	ADJ CONF.
Average RPI Loss:	171	RECORD	PCT. RANK	GAMES	SCHEDULE	OF SCHEDULE	RPI	RPI	RPI	RPI
DIV. I ONLY	6- 14	280	2- 8	300	287	290	290	23	23	
DIV. I NON-CONF.	4- 8	233	1- 3	326	313	308	308	24	24	
TOTALS	RPI 1-25	RPI 26-50	W-L RECORDS	RPI 51-100	RPI 101-150	RPI 150+				
6- 14	0- 0	0- 0	OVERALL	0- 4	0- 2	6- 8				
2- 6	0- 0	0- 0	HOME	0- 2	0- 0	2- 4				
4- 8	0- 0	0- 0	AWAY	0- 2	0- 2	4- 4				
0- 0	0- 0	0- 0	NEUTRAL	0- 0	0- 0	0- 0				
4- 8	0- 0	0- 0	NON-CONFERENCE	0- 2	0- 1	4- 5				
2- 3	0- 0	0- 0	HOME	0- 0	0- 0	2- 3				
2- 5	0- 0	0- 0	AWAY	0- 2	0- 1	2- 2				
0- 0	0- 0	0- 0	NEUTRAL	0- 0	0- 0	0- 0				
2- 6	0- 0	0- 0	CONFERENCE	0- 2	0- 1	2- 3				
0- 3	0- 0	0- 0	HOME	0- 2	0- 0	0- 1				
2- 3	0- 0	0- 0	AWAY	0- 0	0- 1	2- 2				
0- 0	0- 0	0- 0	NEUTRAL	0- 0	0- 0	0- 0				

RPI 1-25				RPI 26-50				RPI 51-100				RPI 101+				Team's RPI: 290	
RPI	S	Opponent	Score	RPI	S	Opponent	Score	RPI	S	Opponent	Score	RPI	S	Opponent	Score		
								63	A	Penn	63	69	135	A	Hartford	63	70
								89	H	Albany (NY)	62	72	146	A	Bucknell	41	85
								90	A	American	51	77	168	A	New Hampshire	45	67
								92	H	Maine	42	56	175	A	La Salle	62	65
													196	H	Robert Morris	60	84
													200	H	Stony Brook	50	66
													219	H	Towson	54	59
													256	H	Loyola Maryland	81	58
													258	A	UMass Lowell	62	75
													280	H	Morgan St.	46	54
													285	A	Rider	55	67
													313	A	Vermont	68	61
													314	A	Binghamton	71	55
													317	A	Columbia	76	66
													328	H	Coppin St.	78	65
													331	A	UMES	87	78
LAST 12 Division I GAMES:																	
				314	A	Binghamton	71	55					168	A	New Hampshire	45	67
				92	H	Maine	42	56					258	A	UMass Lowell	62	75
				89	H	Albany (NY)	62	72					280	H	Morgan St.	46	54
				135	A	Hartford	63	70					175	A	La Salle	62	65
				313	A	Vermont	68	61					63	A	Penn	63	69
				200	H	Stony Brook	50	66					331	A	UMES	87	78

Non-Div I Games: Eastern 93 68

UMBC

■ Loss, 
 ■ Non-Conf, 
 ■ S Site, 
 ■ H Home 
 ■ A Away 
 N Neutral

U  
M  
E  
S

U  
M  
E  
S

UMES

Page 308

Average RPI Win:	331	WON-LOST	WINNING	LAST 10	STRENGTH OF	OPP. STRENGTH	TEAM	ADJ.	CONF.	ADJ CONF.
Average RPI Loss:	224	RECORD	PCT. RANK	GAMES	SCHEDULE	OF SCHEDULE	RPI	RPI	RPI	RPI
DIV. I ONLY	4- 15	306	2- 8	342	347	343	343	31	31	
DIV. I NON-CONF.	2- 11	314	0- 5	336	343	345	345	31	31	
TOTALS	RPI 1-25	RPI 26-50	W-L RECORDS	RPI 51-100	RPI 101-150	RPI 150+				
4- 15	0- 0	0- 0	OVERALL	0- 1	0- 3	4- 11				
2- 7	0- 0	0- 0	HOME	0- 0	0- 1	2- 6				
2- 8	0- 0	0- 0	AWAY	0- 1	0- 2	2- 5				
0- 0	0- 0	0- 0	NEUTRAL	0- 0	0- 0	0- 0				
2- 11	0- 0	0- 0	NON-CONFERENCE	0- 1	0- 1	2- 9				
1- 5	0- 0	0- 0	HOME	0- 0	0- 0	1- 5				
1- 6	0- 0	0- 0	AWAY	0- 1	0- 1	1- 4				
0- 0	0- 0	0- 0	NEUTRAL	0- 0	0- 0	0- 0				
2- 4	0- 0	0- 0	CONFERENCE	0- 0	0- 2	2- 2				
1- 2	0- 0	0- 0	HOME	0- 0	0- 1	1- 1				
1- 2	0- 0	0- 0	AWAY	0- 0	0- 1	1- 1				
0- 0	0- 0	0- 0	NEUTRAL	0- 0	0- 0	0- 0				

RPI 1-25				RPI 26-50				RPI 51-100				RPI 101+ Team's RPI: 343			
RPI	S	Opponent	Score	RPI	S	Opponent	Score	RPI	S	Opponent	Score	RPI	S	Opponent	Score
								62	A	Kansas St.	36 65	122	A	UC Riverside	38 81
												133	H	New Mexico St.	48 60
												137	A	Bakersfield	67 70
												182	H	SIUE	58 74
												183	A	Cal St. Fullerton	52 72
												231	A	Western Ill.	48 71
												232	A	North Florida	62 63
												268	H	Abilene Christian	55 80
												272	H	Milwaukee	60 72
												286	H	Grand Canyon	59 65
												297	H	Southeast Mo. St.	50 65
												299	A	Eastern Ill.	69 53
												301	A	Denver	66 74
												318	A	Seattle	46 60
												336	H	Utah Valley	61 58
												340	H	North Texas	47 65
												344	A	Chicago St.	65 59
												346	H	Mississippi Val.	62 46
LAST 12 Division I GAMES:															
336	H	Utah Valley	61 58	232	A	North Florida	62 63								
286	H	Grand Canyon	59 65	122	A	UC Riverside	38 81								
318	A	Seattle	46 60	183	A	Cal St. Fullerton	52 72								
137	A	Bakersfield	67 70	182	H	SIUE	58 74								
344	A	Chicago St.	65 59	340	H	North Texas	47 65								
133	H	New Mexico St.	48 60	297	H	Southeast Mo. St.	50 65								

Non-Div I Games: Rockhurst 60 65 William Jewell 51 59

UMKC

Loss, Non-Conf, S Site, H Home A Away N Neutral

Average RPI Win: <b>266</b>	WON-LOST	WINNING	LAST 10	STRENGTH OF	OPP. STRENGTH	TEAM	ADJ.	CONF.	ADJ CONF.
Average RPI Loss: <b>142</b>	RECORD	PCT. RANK	GAMES	SCHEDULE	OF SCHEDULE	RPI	RPI	RPI	RPI
DIV. I ONLY	8- 12	228	4- 6	219	207	258	258	23	23
DIV. I NON-CONF.	5- 6	177	1- 2	148	179	187	187	24	24
TOTALS	RPI 1-25	RPI 26-50	W-L RECORDS	RPI 51-100	RPI 101-150	RPI 150+			
8- 12	0- 2	0- 0	OVERALL	0- 2	2- 3	6- 5			
7- 5	0- 0	0- 0	HOME	0- 1	2- 3	5- 1			
1- 7	0- 1	0- 0	AWAY	0- 1	0- 0	1- 4			
0- 0	0- 0	0- 0	NEUTRAL	0- 0	0- 0	0- 0			
5- 6	0- 2	0- 0	NON-CONFERENCE	0- 0	2- 2	3- 2			
4- 2	0- 0	0- 0	HOME	0- 0	2- 2	2- 0			
1- 4	0- 2	0- 0	AWAY	0- 0	0- 0	1- 2			
0- 0	0- 0	0- 0	NEUTRAL	0- 0	0- 0	0- 0			
3- 6	0- 0	0- 0	CONFERENCE	0- 2	0- 1	3- 3			
3- 3	0- 0	0- 0	HOME	0- 1	0- 1	3- 1			
0- 3	0- 0	0- 0	AWAY	0- 1	0- 0	0- 2			
0- 0	0- 0	0- 0	NEUTRAL	0- 0	0- 0	0- 0			

RPI 1-25				RPI 26-50				RPI 51-100				RPI 101+ Team's RPI: 258			
RPI	S	Opponent	Score	RPI	S	Opponent	Score	RPI	S	Opponent	Score	RPI	S	Opponent	Score
2	A	Notre Dame	51 <b>105</b>					89	H	Albany (NY)	50 <b>78</b>	116	H	Yale	80 72
15	A	Duke	48 <b>95</b>					92	A	Maine	54 <b>68</b>	120	H	Rhode Island	66 <b>75</b>
												135	H	Hartford	56 <b>67</b>
												144	H	Central Conn. St.	58 <b>81</b>
												147	H	Bryant	86 85
												168	A	New Hampshire	51 <b>58</b>
												195	A	Holy Cross	63 <b>78</b>
												200	H	Stony Brook	60 <b>64</b>
												235	A	Providence	54 <b>66</b>
												290	H	UMBC	75 62
												308	H	St. Francis Brooklyn	64 62
												313	H	Vermont	72 63
												314	A	Binghamton	64 <b>65</b>
												314	H	Binghamton	66 49
												317	A	Columbia	69 59
												323	H	Fairleigh Dickinson	78 67
LAST 12 Division I GAMES:															
314	H	Binghamton	66 49	89	H	Albany (NY)	50 <b>78</b>	290	H	UMBC	75 62				
313	H	Vermont	72 63	314	A	Binghamton	64 <b>65</b>	308	H	St. Francis Brooklyn	64 62				
200	H	Stony Brook	60 <b>64</b>	195	A	Holy Cross	63 <b>78</b>	15	A	Duke	48 <b>95</b>				
168	A	New Hampshire	51 <b>58</b>												
135	H	Hartford	56 <b>67</b>												
92	A	Maine	54 <b>68</b>												

Non-Div I Games: Mount Ida 93 41

UMass Lowell

■ Loss, 
 ■ Non-Conf, 
 ■ S Site, 
 ■ H Home 
 ■ A Away 
 N Neutral

## UNC Asheville

Through Games Of Feb. 1, 2015

Average RPI Win:	311	WON-LOST	WINNING	LAST 10	STRENGTH OF	OPP. STRENGTH	TEAM	ADJ.	CONF.	ADJ CONF.
Average RPI Loss:	195	RECORD	PCT. RANK	GAMES	SCHEDULE	OF SCHEDULE	RPI	RPI	RPI	RPI
DIV. I ONLY	5- 15	297	3- 7	273	341	312	312	29	29	
DIV. I NON-CONF.	0- 8	338	0- 2	269	316	347	347	33	33	
TOTALS	RPI 1-25	RPI 26-50	W-L RECORDS	RPI 51-100	RPI 101-150	RPI 150+				
5- 15	0- 1	0- 0	OVERALL	0- 2	0- 2	5- 10				
3- 6	0- 0	0- 0	HOME	0- 1	0- 1	3- 4				
2- 9	0- 1	0- 0	AWAY	0- 1	0- 1	2- 6				
0- 0	0- 0	0- 0	NEUTRAL	0- 0	0- 0	0- 0				
0- 8	0- 1	0- 0	NON-CONFERENCE	0- 0	0- 2	0- 5				
0- 3	0- 0	0- 0	HOME	0- 0	0- 1	0- 2				
0- 5	0- 1	0- 0	AWAY	0- 0	0- 1	0- 3				
0- 0	0- 0	0- 0	NEUTRAL	0- 0	0- 0	0- 0				
5- 7	0- 0	0- 0	CONFERENCE	0- 2	0- 0	5- 5				
3- 3	0- 0	0- 0	HOME	0- 1	0- 0	3- 2				
2- 4	0- 0	0- 0	AWAY	0- 1	0- 0	2- 3				
0- 0	0- 0	0- 0	NEUTRAL	0- 0	0- 0	0- 0				

RPI 1-25				RPI 26-50				RPI 51-100				RPI 101+ Team's RPI: 312			
RPI	S	Opponent	Score	RPI	S	Opponent	Score	RPI	S	Opponent	Score	RPI	S	Opponent	Score
19	A	South Fla.	53 97					100	A	Liberty	58 62	110	A	Furman	71 81
								100	H	Liberty	55 67	121	H	East Tenn. St.	68 81
												156	H	High Point	50 67
												207	H	Radford	65 67
												223	A	USC Upstate	60 67
												225	A	Winthrop	55 75
												229	A	N.C. A&T	46 63
												237	A	Presbyterian	57 69
												237	H	Presbyterian	59 46
												246	A	Campbell	55 60
												295	H	Western Caro.	66 79
												305	A	Gardner-Webb	64 55
												316	H	Wofford	52 70
												324	H	Coastal Caro.	68 61
												334	A	N.C. Central	52 55
												338	A	Longwood	60 44
												349	H	Charleston So.	56 47
LAST 12 Division I GAMES:															
237	H	Presbyterian	59 46	246	A	Campbell	55 60								
100	A	Liberty	58 62	225	A	Winthrop	55 75								
324	H	Coastal Caro.	68 61	237	A	Presbyterian	57 69								
207	H	Radford	65 67	100	H	Liberty	55 67								
305	A	Gardner-Webb	64 55	223	A	USC Upstate	60 67								
156	H	High Point	50 67	295	H	Western Caro.	66 79								

Non-Div I Games: Barton 71 48

UNC Asheville

■ Loss, 
 ■ Non-Conf, S Site, 
 ■ Home 
 ■ Away 
 N Neutral

Average RPI Win: 301		WON-LOST	WINNING	LAST 10	STRENGTH OF	OPP. STRENGTH	TEAM	ADJ.	CONF.	ADJ CONF.
Average RPI Loss: 174		RECORD	PCT. RANK	GAMES	SCHEDULE	OF SCHEDULE	RPI	RPI	RPI	RPI
DIV. I ONLY		4- 16	310	0- 9	247	274	303	303	20	20
DIV. I NON-CONF.		4- 10	259	0- 5	274	287	284	284	20	20
TOTALS	RPI 1-25	RPI 26-50		W-L RECORDS		RPI 51-100	RPI 101-150	RPI 150+		
4- 16	0- 0	0- 1		OVERALL		0- 2	0- 4	4- 9		
2- 4	0- 0	0- 1		HOME		0- 0	0- 0	2- 3		
2- 9	0- 0	0- 0		AWAY		0- 1	0- 4	2- 4		
0- 3	0- 0	0- 0		NEUTRAL		0- 1	0- 0	0- 2		
4- 10	0- 0	0- 0		NON-CONFERENCE		0- 2	0- 3	4- 5		
2- 1	0- 0	0- 0		HOME		0- 0	0- 0	2- 1		
2- 6	0- 0	0- 0		AWAY		0- 1	0- 3	2- 2		
0- 3	0- 0	0- 0		NEUTRAL		0- 1	0- 0	0- 2		
0- 6	0- 0	0- 1		CONFERENCE		0- 0	0- 1	0- 4		
0- 3	0- 0	0- 1		HOME		0- 0	0- 0	0- 2		
0- 3	0- 0	0- 0		AWAY		0- 0	0- 1	0- 2		
0- 0	0- 0	0- 0		NEUTRAL		0- 0	0- 0	0- 0		

RPI 1-25				RPI 26-50				RPI 51-100				RPI 101+				Team's RPI: 303	
RPI	S	Opponent	Score	RPI	S	Opponent	Score	RPI	S	Opponent	Score	RPI	S	Opponent	Score		
				26	H	Chattanooga	46 81					115	A	VCU	73 80		
								79	N	LSU	61 82	121	A	East Tenn. St.	65 87		
								91	A	Hawaii	54 74	138	A	Clemson	51 80		
												149	A	St. Bonaventure	60 78		
												156	A	High Point	67 78		
												160	H	Samford	56 62		
												181	N	Northern Ky.	58 66		
												198	H	Mercer	73 74		
												202	A	Navy	64 71		
												223	H	USC Upstate	60 69		
												270	A	Col. of Charleston	70 68		
												291	H	South Carolina St.	70 50		
												295	A	Western Caro.	49 70		
												305	H	Gardner-Webb	76 60		
												316	A	Wofford	64 77		
												335	N	Florida A&M	64 70		
												338	A	Longwood	70 64		
LAST 12 Division I GAMES:																	
				316	A	Wofford	64 77	91	A	Hawaii	54 74						
				295	A	Western Caro.	49 70	335	N	Florida A&M	64 70						
				26	H	Chattanooga	46 81	79	N	LSU	61 82						
				121	A	East Tenn. St.	65 87	149	A	St. Bonaventure	60 78						
				198	H	Mercer	73 74	115	A	VCU	73 80						
				160	H	Samford	56 62	291	H	South Carolina St.	70 50						

Non-Div I Games:	Livingstone	81	77
------------------	-------------	----	----

UNC Greensboro

Loss, Non-Conf, S Site, H Home A Away N Neutral



Average RPI Win:	209	WON-LOST	WINNING	LAST 10	STRENGTH OF	OPP. STRENGTH	TEAM	ADJ.	CONF.	ADJ CONF.
Average RPI Loss:	140	RECORD	PCT. RANK	GAMES	SCHEDULE	OF SCHEDULE	RPI	RPI	RPI	RPI
DIV. I ONLY	7- 13	257	4- 6	172	181	265	265	13	13	
DIV. I NON-CONF.	3- 7	250	0- 2	213	301	307	307	10	10	
TOTALS	RPI 1-25	RPI 26-50	W-L RECORDS	RPI 51-100	RPI 101-150	RPI 150+				
7- 13	0- 1	0- 1	OVERALL	1- 3	1- 3	5- 5				
7- 5	0- 0	0- 0	HOME	1- 2	1- 1	5- 2				
0- 8	0- 1	0- 1	AWAY	0- 1	0- 2	0- 3				
0- 0	0- 0	0- 0	NEUTRAL	0- 0	0- 0	0- 0				
3- 7	0- 0	0- 1	NON-CONFERENCE	0- 1	1- 2	2- 3				
3- 4	0- 0	0- 0	HOME	0- 1	1- 1	2- 2				
0- 3	0- 0	0- 1	AWAY	0- 0	0- 1	0- 1				
0- 0	0- 0	0- 0	NEUTRAL	0- 0	0- 0	0- 0				
4- 6	0- 1	0- 0	CONFERENCE	1- 2	0- 1	3- 2				
4- 1	0- 0	0- 0	HOME	1- 1	0- 0	3- 0				
0- 5	0- 1	0- 0	AWAY	0- 1	0- 1	0- 2				
0- 0	0- 0	0- 0	NEUTRAL	0- 0	0- 0	0- 0				

RPI	S	Opponent	Score	RPI	S	Opponent	Score	RPI	S	Opponent	Score	RPI	S	Opponent	Score	Team's RPI: 265
25	A	James Madison	57 <b>74</b>	47	A	Stetson	55 <b>72</b>	67	A	Drexel	53 <b>58</b>	115	H	VCU	53 <b>59</b>	
								67	H	Drexel	44 <b>61</b>	121	H	East Tenn. St.	61 48	
								96	H	Richmond	67 <b>77</b>	130	A	Hofstra	57 <b>71</b>	
								99	H	Elon	76 68	131	A	Appalachian St.	72 <b>82</b>	
												162	A	William & Mary	62 <b>67</b>	
												162	H	William & Mary	63 62	
												184	A	Fla. Atlantic	80 <b>84</b>	
												219	H	Towson	71 63	
												232	H	North Florida	41 <b>55</b>	
												246	H	Campbell	89 80	
												269	A	Northeastern	64 <b>73</b>	
												270	H	Col. of Charleston	69 57	
												295	H	Western Caro.	53 <b>64</b>	
												349	H	Charleston So.	80 70	
LAST 12 Division I GAMES:																
67	H	Drexel	44 <b>61</b>	67	A	Drexel	53 <b>58</b>	270	H	Col. of Charleston	69 57	25	A	James Madison	57 <b>74</b>	
162	A	William & Mary	62 <b>67</b>	47	A	Stetson	55 <b>72</b>	162	H	William & Mary	63 62	130	A	Hofstra	57 <b>71</b>	
219	H	Towson	71 63	99	H	Elon	76 68	96	H	Richmond	67 <b>77</b>	269	A	Northeastern	64 <b>73</b>	
99	H	Elon	76 68	130	A	Hofstra	57 <b>71</b>	184	A	Fla. Atlantic	80 <b>84</b>					
130	A	Hofstra	57 <b>71</b>													
269	A	Northeastern	64 <b>73</b>													

Non-Div I Games: UNC Pembroke 75 38

UNCW

■ Loss, 
 ■ Non-Conf, 
 ■ S Site, 
 ■ H Home 
 ■ A Away 
 N Neutral

Average RPI Win:	217	WON-LOST	WINNING	LAST 10	STRENGTH OF	OPP. STRENGTH	TEAM	ADJ.	CONF.	ADJ CONF.
Average RPI Loss:	69	RECORD	PCT. RANK	GAMES	SCHEDULE	OF SCHEDULE	RPI	RPI	RPI	RPI
DIV. I ONLY	11- 9	140	7- 3	80	152	108	108	18	18	
DIV. I NON-CONF.	4- 7	219	2- 1	16	136	128	128	15	15	
TOTALS	RPI 1-25	RPI 26-50	W-L RECORDS	RPI 51-100	RPI 101-150	RPI 150+				
11- 9	0- 1	0- 1	OVERALL	0- 6	2- 1	9- 0				
6- 4	0- 0	0- 0	HOME	0- 4	1- 0	5- 0				
5- 4	0- 1	0- 0	AWAY	0- 2	1- 1	4- 0				
0- 1	0- 0	0- 1	NEUTRAL	0- 0	0- 0	0- 0				
4- 7	0- 1	0- 1	NON-CONFERENCE	0- 4	1- 1	3- 0				
3- 2	0- 0	0- 0	HOME	0- 2	1- 0	2- 0				
1- 4	0- 1	0- 0	AWAY	0- 2	0- 1	1- 0				
0- 1	0- 0	0- 1	NEUTRAL	0- 0	0- 0	0- 0				
7- 2	0- 0	0- 0	CONFERENCE	0- 2	1- 0	6- 0				
3- 2	0- 0	0- 0	HOME	0- 2	0- 0	3- 0				
4- 0	0- 0	0- 0	AWAY	0- 0	1- 0	3- 0				
0- 0	0- 0	0- 0	NEUTRAL	0- 0	0- 0	0- 0				

RPI 1-25				RPI 26-50				RPI 51-100				RPI 101+ Team's RPI: 108			
RPI	S	Opponent	Score	RPI	S	Opponent	Score	RPI	S	Opponent	Score	RPI	S	Opponent	Score
5	A	Iowa	45 73	48	N	Tulane	48 71	53	H	Wichita St.	52 70	105	A	Indiana St.	57 55
								65	H	South Dakota St.	60 74	130	A	Hofstra	58 61
								73	H	Drake	72 76	136	H	Dartmouth	62 46
								78	A	Akron	73 82	164	H	Southern Ill.	79 70
								80	A	South Dakota	77 85	174	A	Tulsa	69 66
								88	H	Creighton	56 58	185	H	Missouri St.	64 56
												205	A	Evansville	58 44
												230	H	North Dakota St.	56 41
												239	H	Northern Ill.	51 42
												310	A	Loyola Chicago	75 58
												315	H	Illinois St.	71 43
												320	A	Bradley	70 51
LAST 12 Division I GAMES:															
185	H	Missouri St.	64 56	164	H	Southern Ill.	79 70								
53	H	Wichita St.	52 70	310	A	Loyola Chicago	75 58								
105	A	Indiana St.	57 55	320	A	Bradley	70 51								
205	A	Evansville	58 44	65	H	South Dakota St.	60 74								
73	H	Drake	72 76	239	H	Northern Ill.	51 42								
315	H	Illinois St.	71 43	136	H	Dartmouth	62 46								

Non-Div I Games:

UNI

■ Loss, 
■ Non-Conf, 
■ S Site, 
■ H Home 
■ A Away 
N Neutral

Average RPI Win:	271	WON-LOST	WINNING	LAST 10	STRENGTH OF	OPP. STRENGTH	TEAM	ADJ.	CONF.	ADJ CONF.
Average RPI Loss:	145	RECORD	PCT. RANK	GAMES	SCHEDULE	OF SCHEDULE	RPI	RPI	RPI	RPI
DIV. I ONLY	8- 12	228	5- 5	292	188	264	264	21	21	
DIV. I NON-CONF.	3- 8	263	0- 3	177	207	282	282	19	19	
TOTALS	RPI 1-25	RPI 26-50	W-L RECORDS	RPI 51-100	RPI 101-150	RPI 150+				
8- 12	0- 0	0- 0	OVERALL	0- 4	0- 3	8- 5				
6- 3	0- 0	0- 0	HOME	0- 2	0- 1	6- 0				
2- 8	0- 0	0- 0	AWAY	0- 2	0- 1	2- 5				
0- 1	0- 0	0- 0	NEUTRAL	0- 0	0- 1	0- 0				
3- 8	0- 0	0- 0	NON-CONFERENCE	0- 4	0- 2	3- 2				
3- 2	0- 0	0- 0	HOME	0- 2	0- 0	3- 0				
0- 5	0- 0	0- 0	AWAY	0- 2	0- 1	0- 2				
0- 1	0- 0	0- 0	NEUTRAL	0- 0	0- 1	0- 0				
5- 4	0- 0	0- 0	CONFERENCE	0- 0	0- 1	5- 3				
3- 1	0- 0	0- 0	HOME	0- 0	0- 1	3- 0				
2- 3	0- 0	0- 0	AWAY	0- 0	0- 0	2- 3				
0- 0	0- 0	0- 0	NEUTRAL	0- 0	0- 0	0- 0				

RPI S	Opponent	Score	RPI S	Opponent	Score	RPI S	Opponent	Score	RPI S	Opponent	Score	Team's RPI: 264
						51	H Northwestern	84 88	113	N Missouri	60 79	
						56	A BYU	61 76	127	H Boise St.	67 78	
						65	H South Dakota St.	59 65	137	A Bakersfield	71 74	
						91	A Hawaii	70 79	154	A New Mexico	60 63	
									204	H San Diego St.	64 47	
									215	H Wyoming	58 55	
									222	A Utah	49 62	
									224	A Southern Utah	84 93	
									241	A Nevada	62 71	
									241	H Nevada	75 52	
									250	A San Jose St.	72 68	
									257	A Utah St.	72 85	
									275	H A&M-Corpus Christi	77 65	
									289	H Loyola Marymount	91 76	
									347	A Air Force	91 79	
									348	H Delaware St.	91 78	
LAST 12 Division I GAMES:												
347	A	Air Force	91	79	250	A	San Jose St.	72	68			
241	H	Nevada	75	52	241	A	Nevada	62	71			
257	A	Utah St.	72	85	215	H	Wyoming	58	55			
154	A	New Mexico	60	63	137	A	Bakersfield	71	74			
204	H	San Diego St.	64	47	51	H	Northwestern	84	88			
127	H	Boise St.	67	78	224	A	Southern Utah	84	93			

Non-Div I Games:

UNLV

■ Loss, 
■ Non-Conf, 
■ S Site, 
■ H Home 
■ A Away 
N Neutral

Average RPI Win:	276	WON-LOST	WINNING	LAST 10	STRENGTH OF	OPP. STRENGTH	TEAM	ADJ.	CONF.	ADJ CONF.
Average RPI Loss:	141	RECORD	PCT. RANK	GAMES	SCHEDULE	OF SCHEDULE	RPI	RPI	RPI	RPI
DIV. I ONLY	9- 11	197	4- 6	231	225	223	223	11	11	
DIV. I NON-CONF.	6- 7	174	3- 2	304	258	234	234	13	13	
TOTALS	RPI 1-25	RPI 26-50	W-L RECORDS	RPI 51-100	RPI 101-150	RPI 150+				
9- 11	0- 2	0- 2	OVERALL	0- 0	0- 2	9- 5				
8- 1	0- 0	0- 0	HOME	0- 0	0- 1	8- 0				
1- 10	0- 2	0- 2	AWAY	0- 0	0- 1	1- 5				
0- 0	0- 0	0- 0	NEUTRAL	0- 0	0- 0	0- 0				
6- 7	0- 1	0- 1	NON-CONFERENCE	0- 0	0- 1	6- 4				
5- 0	0- 0	0- 0	HOME	0- 0	0- 0	5- 0				
1- 7	0- 1	0- 1	AWAY	0- 0	0- 1	1- 4				
0- 0	0- 0	0- 0	NEUTRAL	0- 0	0- 0	0- 0				
3- 4	0- 1	0- 1	CONFERENCE	0- 0	0- 1	3- 1				
3- 1	0- 0	0- 0	HOME	0- 0	0- 1	3- 0				
0- 3	0- 1	0- 1	AWAY	0- 0	0- 0	0- 1				
0- 0	0- 0	0- 0	NEUTRAL	0- 0	0- 0	0- 0				

RPI 1-25				RPI 26-50				RPI 51-100				RPI 101+ Team's RPI: 223			
RPI	S	Opponent	Score	RPI	S	Opponent	Score	RPI	S	Opponent	Score	RPI	S	Opponent	Score
5	A	Iowa	56 107	40	A	Iowa St.	76 98					110	A	Furman	59 74
22	A	FGCU	61 79	47	A	Stetson	44 67					140	H	Kennesaw St.	63 72
												153	A	Alabama	65 74
												181	A	Northern Ky.	74 77
												210	H	Morehead St.	75 69
												232	H	North Florida	61 49
												248	H	Lipscomb	71 68
												260	H	Jacksonville	66 64
												270	A	Col. of Charleston	60 61
												279	H	Norfolk St.	70 58
												291	A	South Carolina St.	50 60
												295	A	Western Caro.	59 63
												303	A	UNC Greensboro	69 60
												307	H	IPFW	85 73
												312	H	UNC Asheville	67 60
												331	H	UMES	60 38
LAST 12 Division I GAMES:															
232	H	North Florida	61 49	140	H	Kennesaw St.	63 72								
260	H	Jacksonville	66 64	110	A	Furman	59 74								
47	A	Stetson	44 67	279	H	Norfolk St.	70 58								
22	A	FGCU	61 79	270	A	Col. of Charleston	60 61								
181	A	Northern Ky.	74 77	312	H	UNC Asheville	67 60								
248	H	Lipscomb	71 68	210	H	Morehead St.	75 69								

Non-Div I Games: Converse 78 50 Brevard 72 44

USC Upstate

Loss, Non-Conf, S Site, H Home A Away N Neutral

Average RPI Win:	264	WON-LOST	WINNING	LAST 10	STRENGTH OF	OPP. STRENGTH	TEAM	ADJ.	CONF.	ADJ CONF.
Average RPI Loss:	111	RECORD	PCT. RANK	GAMES	SCHEDULE	OF SCHEDULE	RPI	RPI	RPI	RPI
DIV. I ONLY	13- 9	123	9- 1	287	166	172	172	26	26	
DIV. I NON-CONF.	4- 9	243	1- 2	225	38	240	240	26	26	
TOTALS	RPI 1-25	RPI 26-50	W-L RECORDS	RPI 51-100	RPI 101-150	RPI 150+				
13- 9	0- 2	0- 1	OVERALL	0- 0	0- 1	13- 5				
7- 2	0- 0	0- 1	HOME	0- 0	0- 0	7- 1				
6- 5	0- 1	0- 0	AWAY	0- 0	0- 1	6- 3				
0- 2	0- 1	0- 0	NEUTRAL	0- 0	0- 0	0- 1				
4- 9	0- 2	0- 1	NON-CONFERENCE	0- 0	0- 1	4- 5				
2- 2	0- 0	0- 1	HOME	0- 0	0- 0	2- 1				
2- 5	0- 1	0- 0	AWAY	0- 0	0- 1	2- 3				
0- 2	0- 1	0- 0	NEUTRAL	0- 0	0- 0	0- 1				
9- 0	0- 0	0- 0	CONFERENCE	0- 0	0- 0	9- 0				
5- 0	0- 0	0- 0	HOME	0- 0	0- 0	5- 0				
4- 0	0- 0	0- 0	AWAY	0- 0	0- 0	4- 0				
0- 0	0- 0	0- 0	NEUTRAL	0- 0	0- 0	0- 0				

RPI	S	Opponent	Score	RPI	S	Opponent	Score	RPI	S	Opponent	Score	RPI	S	Opponent	Score	Team's RPI: 172
8	A	Louisville	43 77	26	H	Chattanooga	54 65					113	A	Missouri	65 74	
12	N	Dayton	47 78									153	A	Alabama	55 68	
												160	A	Samford	75 79	
												164	H	Southern Ill.	78 87	
												170	A	Arizona	56 61	
												180	H	Jacksonville St.	67 47	
												194	A	Belmont	85 68	
												197	N	Pepperdine	58 59	
												205	H	Evansville	84 74	
												210	H	Morehead St.	99 70	
												242	A	Tennessee St.	64 58	
												252	H	Eastern Ky.	76 63	
												277	H	Cincinnati	62 61	
												297	H	Southeast Mo. St.	96 55	
												299	H	Eastern Ill.	81 51	
												302	A	Miami (OH)	90 57	
												315	A	Illinois St.	79 46	
												332	A	Tennessee Tech	79 59	
												333	A	Murray St.	95 85	
LAST 12 Division I GAMES:																
333	A	Murray St.	95 85	210	H	Morehead St.	99 70									
242	A	Tennessee St.	64 58	252	H	Eastern Ky.	76 63									
297	H	Southeast Mo. St.	96 55	194	A	Belmont	85 68									
299	H	Eastern Ill.	81 51	170	A	Arizona	56 61									
180	H	Jacksonville St.	67 47	113	A	Missouri	65 74									
332	A	Tennessee Tech	79 59	302	A	Miami (OH)	90 57									

Non-Div I Games:

UT Martin

■ Loss, 
■ Non-Conf, 
■ S Site, 
■ H Home 
■ A Away 
N Neutral

Average RPI Win:	242	WON-LOST	WINNING	LAST 10	STRENGTH OF	OPP. STRENGTH	TEAM	ADJ.	CONF.	ADJ CONF.
Average RPI Loss:	151	RECORD	PCT. RANK	GAMES	SCHEDULE	OF SCHEDULE	RPI	RPI	RPI	RPI
DIV. I ONLY	7- 10	220	4- 6	215	232	254	254	17	17	
DIV. I NON-CONF.	4- 4	158	2- 1	305	286	274	274	18	18	
TOTALS	RPI 1-25	RPI 26-50	W-L RECORDS	RPI 51-100	RPI 101-150	RPI 150+				
7- 10	0- 0	0- 2	OVERALL	0- 1	2- 2	5- 5				
6- 4	0- 0	0- 1	HOME	0- 0	1- 1	5- 2				
1- 5	0- 0	0- 1	AWAY	0- 0	1- 1	0- 3				
0- 1	0- 0	0- 0	NEUTRAL	0- 1	0- 0	0- 0				
4- 4	0- 0	0- 0	NON-CONFERENCE	0- 1	1- 0	3- 3				
4- 1	0- 0	0- 0	HOME	0- 0	1- 0	3- 1				
0- 2	0- 0	0- 0	AWAY	0- 0	0- 0	0- 2				
0- 1	0- 0	0- 0	NEUTRAL	0- 1	0- 0	0- 0				
3- 6	0- 0	0- 2	CONFERENCE	0- 0	1- 2	2- 2				
2- 3	0- 0	0- 1	HOME	0- 0	0- 1	2- 1				
1- 3	0- 0	0- 1	AWAY	0- 0	1- 1	0- 1				
0- 0	0- 0	0- 0	NEUTRAL	0- 0	0- 0	0- 0				

RPI 1-25				RPI 26-50				RPI 51-100				RPI 101+				Team's RPI: 254	
RPI	S	Opponent	Score	RPI	S	Opponent	Score	RPI	S	Opponent	Score	RPI	S	Opponent	Score		
				38	H	Western Ky.	74 80	62	N	Kansas St.	43 72	103	A	Louisiana Tech	72 90		
				46	A	Middle Tenn.	53 74					117	A	Southern Miss.	71 59		
												124	H	Marshall	71 76		
												133	H	New Mexico St.	78 73		
												154	A	New Mexico	57 72		
												191	H	UTSA	53 55		
												206	H	Prairie View	86 48		
												226	A	UAB	52 67		
												255	A	SMU	59 63		
												262	H	Rice	54 51		
												306	H	Houston Baptist	77 87		
												309	H	Northern Ariz.	82 58		
												326	H	Alcorn	63 53		
												340	H	North Texas	60 58		
LAST 12 Division I GAMES:																	
				46	A	Middle Tenn.	53 74	103	A	Louisiana Tech	72 90						
				226	A	UAB	52 67	262	H	Rice	54 51						
				124	H	Marshall	71 76	340	H	North Texas	60 58						
				38	H	Western Ky.	74 80	326	H	Alcorn	63 53						
				191	H	UTSA	53 55	206	H	Prairie View	86 48						
				117	A	Southern Miss.	71 59	154	A	New Mexico	57 72						

Non-Div I Games: Eastern N.M. 84 49

UTEP

■ Loss, 
 ■ Non-Conf, 
 ■ S Site, 
 ■ H Home 
 ■ A Away 
 N Neutral

Average RPI Win: <b>220</b>	WON-LOST	WINNING	LAST 10	STRENGTH OF	OPP. STRENGTH	TEAM	ADJ.	CONF.	ADJ CONF.
Average RPI Loss: <b>141</b>	RECORD	PCT. RANK	GAMES	SCHEDULE	OF SCHEDULE	RPI	RPI	RPI	RPI
DIV. I ONLY	<b>9- 12</b>	<b>212</b>	<b>5- 5</b>	<b>117</b>	<b>250</b>	<b>191</b>	<b>191</b>	<b>17</b>	<b>17</b>
DIV. I NON-CONF.	<b>5- 7</b>	<b>204</b>	<b>1- 2</b>	<b>136</b>	<b>292</b>	<b>208</b>	<b>208</b>	<b>18</b>	<b>18</b>
TOTALS	RPI 1-25	RPI 26-50	W-L RECORDS	RPI 51-100	RPI 101-150	RPI 150+			
9- 12	0- 1	1- 1	OVERALL	0- 2	1- 3	7- 5			
6- 4	0- 0	1- 0	HOME	0- 2	1- 0	4- 2			
3- 6	0- 1	0- 1	AWAY	0- 0	0- 3	3- 1			
0- 2	0- 0	0- 0	NEUTRAL	0- 0	0- 0	0- 2			
5- 7	0- 1	0- 0	NON-CONFERENCE	0- 2	0- 1	5- 3			
3- 3	0- 0	0- 0	HOME	0- 2	0- 0	3- 1			
2- 2	0- 1	0- 0	AWAY	0- 0	0- 1	2- 0			
0- 2	0- 0	0- 0	NEUTRAL	0- 0	0- 0	0- 2			
4- 5	0- 0	1- 1	CONFERENCE	0- 0	1- 2	2- 2			
3- 1	0- 0	1- 0	HOME	0- 0	1- 0	1- 1			
1- 4	0- 0	0- 1	AWAY	0- 0	0- 2	1- 1			
0- 0	0- 0	0- 0	NEUTRAL	0- 0	0- 0	0- 0			

RPI 1-25			RPI 26-50			RPI 51-100			RPI 101+ Team's RPI: 191		
RPI	S	Opponent	Score	RPI	S	Opponent	Score	RPI	S	Opponent	Score
21	A	Texas	48 <b>68</b>	38	H	Western Ky.	64 63	73	H	Drake	61 <b>69</b>
				46	A	Middle Tenn.	53 <b>73</b>	80	H	South Dakota	69 <b>76</b>
										Louisiana Tech	74 <b>79</b>
										Texas Tech	48 <b>64</b>
										Southern Miss.	60 <b>69</b>
										Marshall	60 48
										Texas St.	53 <b>57</b>
										SIUE	75 60
										Lamar	72 40
										UAB	57 <b>73</b>
										Texas-Arlington	63 55
										Nicholls St.	49 <b>57</b>
										UTEP	55 53
										Houston	53 <b>56</b>
										Rice	58 <b>62</b>
										Abilene Christian	70 57
										Incarinate Word	57 31
										North Texas	53 45
LAST 12 Division I GAMES:											
226	A	UAB	57 <b>73</b>	117	A	Southern Miss.	60 <b>69</b>				
46	A	Middle Tenn.	53 <b>73</b>	340	H	North Texas	53 45				
38	H	Western Ky.	64 63	262	H	Rice	58 <b>62</b>				
124	H	Marshall	60 48	182	H	SIUE	75 60				
254	A	UTEP	55 53	80	H	South Dakota	69 <b>76</b>				
103	A	Louisiana Tech	74 <b>79</b>	240	N	Nicholls St.	49 <b>57</b>				

Non-Div I Games:

UTSA

■ Loss, 
 ■ Non-Conf, 
 ■ S Site, 
 ■ H Home 
 ■ A Away 
 N Neutral

Average RPI Win:	209	WON-LOST	WINNING	LAST 10	STRENGTH OF	OPP. STRENGTH	TEAM	ADJ.	CONF.	ADJ CONF.
Average RPI Loss:	72	RECORD	PCT. RANK	GAMES	SCHEDULE	OF SCHEDULE	RPI	RPI	RPI	RPI
DIV. I ONLY	7- 14	265	1- 9	89	24	222	222	5	5	
DIV. I NON-CONF.	6- 5	145	2- 0	189	120	193	193	3	3	
TOTALS	RPI 1-25	RPI 26-50	W-L RECORDS	RPI 51-100	RPI 101-150	RPI 150+				
7- 14	0- 4	0- 2	OVERALL	0- 5	1- 2	6- 1				
7- 5	0- 1	0- 0	HOME	0- 3	1- 1	6- 0				
0- 7	0- 3	0- 2	AWAY	0- 1	0- 1	0- 0				
0- 2	0- 0	0- 0	NEUTRAL	0- 1	0- 0	0- 1				
6- 5	0- 0	0- 1	NON-CONFERENCE	0- 3	1- 0	5- 1				
6- 1	0- 0	0- 0	HOME	0- 1	1- 0	5- 0				
0- 2	0- 0	0- 1	AWAY	0- 1	0- 0	0- 0				
0- 2	0- 0	0- 0	NEUTRAL	0- 1	0- 0	0- 1				
1- 9	0- 4	0- 1	CONFERENCE	0- 2	0- 2	1- 0				
1- 4	0- 1	0- 0	HOME	0- 2	0- 1	1- 0				
0- 5	0- 3	0- 1	AWAY	0- 0	0- 1	0- 0				
0- 0	0- 0	0- 0	NEUTRAL	0- 0	0- 0	0- 0				

RPI 1-25				RPI 26-50				RPI 51-100				RPI 101+ Team's RPI: 222			
RPI	S	Opponent	Score	RPI	S	Opponent	Score	RPI	S	Opponent	Score	RPI	S	Opponent	Score
10	H	Arizona St.	48 58	29	A	Nebraska	43 66	56	H	BYU	56 60	102	A	Colorado	72 77
20	A	Washington	51 63	43	A	Washington St.	54 63	76	H	Southern California	43 46	102	H	Colorado	54 73
23	A	California	49 67					84	H	UCLA	46 49	103	H	Louisiana Tech	67 52
24	A	Stanford	44 55					88	A	Creighton	56 64	170	H	Arizona	62 48
								98	N	Ole Miss	38 52	201	H	Charlotte	54 52
												216	H	Idaho St.	59 40
												250	H	San Jose St.	100 87
												253	N	Portland	50 58
												257	H	Utah St.	63 57
												264	H	UNLV	62 49
LAST 12 Division I GAMES:															
10	H	Arizona St.	48 58	76	H	Southern California	43 46								
170	H	Arizona	62 48	84	H	UCLA	46 49								
20	A	Washington	51 63	24	A	Stanford	44 55								
43	A	Washington St.	54 63	23	A	California	49 67								
102	H	Colorado	54 73	201	H	Charlotte	54 52								
102	A	Colorado	72 77	103	H	Louisiana Tech	67 52								

Non-Div I Games:

Utah



Average RPI Win:	280	WON-LOST	WINNING	LAST 10	STRENGTH OF	OPP. STRENGTH	TEAM	ADJ.	CONF.	ADJ CONF.
Average RPI Loss:	120	RECORD	PCT. RANK	GAMES	SCHEDULE	OF SCHEDULE	RPI	RPI	RPI	RPI
DIV. I ONLY	5- 15	297	3- 7	127	140	257	257	21	21	
DIV. I NON-CONF.	2- 9	297	0- 3	33	100	224	224	19	19	
TOTALS	RPI 1-25	RPI 26-50	W-L RECORDS	RPI 51-100	RPI 101-150	RPI 150+				
5- 15	0- 2	0- 2	OVERALL	0- 2	0- 4	5- 5				
4- 4	0- 0	0- 1	HOME	0- 1	0- 1	4- 1				
1- 9	0- 2	0- 0	AWAY	0- 1	0- 2	1- 4				
0- 2	0- 0	0- 1	NEUTRAL	0- 0	0- 1	0- 0				
2- 9	0- 2	0- 1	NON-CONFERENCE	0- 2	0- 3	2- 1				
2- 1	0- 0	0- 0	HOME	0- 1	0- 0	2- 0				
0- 6	0- 2	0- 0	AWAY	0- 1	0- 2	0- 1				
0- 2	0- 0	0- 1	NEUTRAL	0- 0	0- 1	0- 0				
3- 6	0- 0	0- 1	CONFERENCE	0- 0	0- 1	3- 4				
2- 3	0- 0	0- 1	HOME	0- 0	0- 1	2- 1				
1- 3	0- 0	0- 0	AWAY	0- 0	0- 0	1- 3				
0- 0	0- 0	0- 0	NEUTRAL	0- 0	0- 0	0- 0				

RPI	S	Opponent	Score	RPI	S	Opponent	Score	RPI	S	Opponent	Score	RPI	S	Opponent	Score	Team's RPI: 257
3	A	Baylor	43 99	30	H	Fresno St.	64 70	56	H	BYU	58 62	126	N	Marist	65 68	
9	A	Oregon St.	62 85	47	N	Stetson	64 84	64	A	Pacific	62 70	127	H	Boise St.	53 63	
												142	A	Sacramento St.	92 102	
												150	A	Oregon	77 100	
												154	A	New Mexico	59 60	
												204	H	San Diego St.	59 70	
												214	H	Northern Colo.	65 61	
												215	A	Wyoming	51 86	
												222	A	Utah	57 63	
												241	H	Nevada	68 57	
												250	A	San Jose St.	58 62	
												264	H	UNLV	85 72	
												336	H	Utah Valley	79 61	
												347	A	Air Force	69 53	
LAST 12 Division I GAMES:																
204	H	San Diego St.	59 70	30	H	Fresno St.	64 70	127	H	Boise St.	53 63	56	H	BYU	58 62	
215	A	Wyoming	51 86	250	A	San Jose St.	58 62	142	A	Sacramento St.	92 102	64	A	Pacific	62 70	
264	H	UNLV	85 72													
241	H	Nevada	68 57													
347	A	Air Force	69 53													
154	A	New Mexico	59 60													

Non-Div I Games: Westminster (UT) 60 51

Utah St.

Loss, Non-Conf, S Site, H Home A Away N Neutral

## Utah Valley

Through Games Of Feb. 1, 2015

Average RPI Win:	269	WON-LOST	WINNING	LAST 10	STRENGTH OF	OPP. STRENGTH	TEAM	ADJ.	CONF.	ADJ CONF.
Average RPI Loss:	216	RECORD	PCT. RANK	GAMES	SCHEDULE	OF SCHEDULE	RPI	RPI	RPI	RPI
DIV. I ONLY	5- 14	294	2- 8	326	316	336	336	31	31	
DIV. I NON-CONF.	4- 9	243	2- 4	290	293	316	316	31	31	
TOTALS	RPI 1-25	RPI 26-50	W-L RECORDS	RPI 51-100	RPI 101-150	RPI 150+				
5- 14	0- 0	0- 0	OVERALL	0- 0	1- 3	4- 11				
5- 4	0- 0	0- 0	HOME	0- 0	1- 1	4- 3				
0- 9	0- 0	0- 0	AWAY	0- 0	0- 2	0- 7				
0- 1	0- 0	0- 0	NEUTRAL	0- 0	0- 0	0- 1				
4- 9	0- 0	0- 0	NON-CONFERENCE	0- 0	1- 2	3- 7				
4- 2	0- 0	0- 0	HOME	0- 0	1- 0	3- 2				
0- 6	0- 0	0- 0	AWAY	0- 0	0- 2	0- 4				
0- 1	0- 0	0- 0	NEUTRAL	0- 0	0- 0	0- 1				
1- 5	0- 0	0- 0	CONFERENCE	0- 0	0- 1	1- 4				
1- 2	0- 0	0- 0	HOME	0- 0	0- 1	1- 1				
0- 3	0- 0	0- 0	AWAY	0- 0	0- 0	0- 3				
0- 0	0- 0	0- 0	NEUTRAL	0- 0	0- 0	0- 0				

RPI 1-25			RPI 26-50			RPI 51-100			RPI 101+ Team's RPI: 336		
RPI	S	Opponent	Score	RPI	S	Opponent	Score	RPI	S	Opponent	Score
								123	A	Montana	44 68
								127	H	Boise St.	68 60
								128	A	UC Davis	49 59
								133	H	New Mexico St.	58 68
								158	N	Saint Louis	66 68
								167	A	San Francisco	50 69
								189	H	Tex.-Pan American	52 59
								193	H	Eastern Wash.	62 68
								216	A	Idaho St.	67 68
								224	A	Southern Utah	61 66
								224	H	Southern Utah	72 76
								257	A	Utah St.	61 79
								259	H	Weber St.	61 40
								286	H	Grand Canyon	52 50
								318	A	Seattle	58 73
								327	H	Omaha	59 57
								343	A	UMKC	58 61
								344	A	Chicago St.	55 60
								347	H	Air Force	58 44
LAST 12 Division I GAMES:											
343	A	UMKC	58 61	224	A	Southern Utah	61 66				
344	A	Chicago St.	55 60	327	H	Omaha	59 57				
133	H	New Mexico St.	58 68	158	N	Saint Louis	66 68				
189	H	Tex.-Pan American	52 59	123	A	Montana	44 68				
286	H	Grand Canyon	52 50	216	A	Idaho St.	67 68				
318	A	Seattle	58 73	347	H	Air Force	58 44				

Non-Div I Games: Montana Tech 75 65 Bristol 109 74

Utah Valley

■ Loss, 
 ■ Non-Conf, S Site, 
 ■ Home 
 ■ Away 
 N Neutral

Average RPI Win:	232	WON-LOST	WINNING	LAST 10	STRENGTH OF	OPP. STRENGTH	TEAM	ADJ.	CONF.	ADJ CONF.
Average RPI Loss:	101	RECORD	PCT. RANK	GAMES	SCHEDULE	OF SCHEDULE	RPI	RPI	RPI	RPI
DIV. I ONLY	14- 8	91	6- 4	196	180	115	115	6	6	
DIV. I NON-CONF.	9- 4	84	3- 0	268	288	115	115	6	6	
TOTALS	RPI 1-25	RPI 26-50	W-L RECORDS	RPI 51-100	RPI 101-150	RPI 150+				
14- 8	0- 1	0- 1	OVERALL	0- 2	2- 2	12- 2				
9- 2	0- 1	0- 0	HOME	0- 0	1- 0	8- 1				
5- 6	0- 0	0- 1	AWAY	0- 2	1- 2	4- 1				
0- 0	0- 0	0- 0	NEUTRAL	0- 0	0- 0	0- 0				
9- 4	0- 0	0- 1	NON-CONFERENCE	0- 1	0- 1	9- 1				
6- 0	0- 0	0- 0	HOME	0- 0	0- 0	6- 0				
3- 4	0- 0	0- 1	AWAY	0- 1	0- 1	3- 1				
0- 0	0- 0	0- 0	NEUTRAL	0- 0	0- 0	0- 0				
5- 4	0- 1	0- 0	CONFERENCE	0- 1	2- 1	3- 1				
3- 2	0- 1	0- 0	HOME	0- 0	1- 0	2- 1				
2- 2	0- 0	0- 0	AWAY	0- 1	1- 1	1- 0				
0- 0	0- 0	0- 0	NEUTRAL	0- 0	0- 0	0- 0				

RPI	S	Opponent	Score	RPI	S	Opponent	Score	RPI	S	Opponent	Score	RPI	S	Opponent	Score	Team's RPI: 115
12	H	Dayton	56 75	37	A	Ohio St.	86 96	86	A	Fordham	51 60	112	A	Saint Joseph's	46 63	
								100	A	Liberty	53 69	120	H	Rhode Island	64 48	
												125	A	Old Dominion	44 66	
												149	A	St. Bonaventure	61 51	
												156	H	High Point	81 59	
												158	A	Saint Louis	59 54	
												162	A	William & Mary	48 56	
												175	H	La Salle	65 74	
												189	H	Tex.-Pan American	64 43	
												217	H	George Mason	70 66	
												229	H	N.C. A&T	60 51	
												236	H	Davidson	62 53	
												237	H	Presbyterian	55 36	
												265	A	UNCW	59 53	
												303	H	UNC Greensboro	80 73	
												325	H	Wagner	84 75	
												328	A	Coppin St.	63 52	
												331	A	UMES	72 50	
LAST 12 Division I GAMES:																
175	H	La Salle	65 74	158	A	Saint Louis	59 54									
217	H	George Mason	70 66	120	H	Rhode Island	64 48									
12	H	Dayton	56 75	112	A	Saint Joseph's	46 63									
149	A	St. Bonaventure	61 51	229	H	N.C. A&T	60 51									
86	A	Fordham	51 60	328	A	Coppin St.	63 52									
236	H	Davidson	62 53	189	H	Tex.-Pan American	64 43									

Non-Div I Games:

VCU

■ Loss, 
 ■ Non-Conf, 
 S Site, 
 ■ Home 
 ■ Away 
 N Neutral

## Valparaiso

Through Games Of Feb. 1, 2015

Average RPI Win: <b>223</b>	WON-LOST	WINNING	LAST 10	STRENGTH OF	OPP. STRENGTH	TEAM	ADJ.	CONF.	ADJ CONF.
Average RPI Loss: <b>142</b>	RECORD	PCT. RANK	GAMES	SCHEDULE	OF SCHEDULE	RPI	RPI	RPI	RPI
DIV. I ONLY	3- 16	322	0- 9	69	236	271	271	12	12
DIV. I NON-CONF.	3- 9	281	0- 4	96	215	236	236	12	12
TOTALS	RPI 1-25	RPI 26-50	W-L RECORDS	RPI 51-100	RPI 101-150	RPI 150+			
3- 16	0- 2	0- 1	OVERALL	1- 3	0- 3	2- 7			
2- 8	0- 2	0- 1	HOME	1- 1	0- 1	1- 3			
1- 8	0- 0	0- 0	AWAY	0- 2	0- 2	1- 4			
0- 0	0- 0	0- 0	NEUTRAL	0- 0	0- 0	0- 0			
3- 9	0- 1	0- 1	NON-CONFERENCE	1- 3	0- 1	2- 3			
2- 4	0- 1	0- 1	HOME	1- 1	0- 0	1- 1			
1- 5	0- 0	0- 0	AWAY	0- 2	0- 1	1- 2			
0- 0	0- 0	0- 0	NEUTRAL	0- 0	0- 0	0- 0			
0- 7	0- 1	0- 0	CONFERENCE	0- 0	0- 2	0- 4			
0- 4	0- 1	0- 0	HOME	0- 0	0- 1	0- 2			
0- 3	0- 0	0- 0	AWAY	0- 0	0- 1	0- 2			
0- 0	0- 0	0- 0	NEUTRAL	0- 0	0- 0	0- 0			

RPI 1-25				RPI 26-50				RPI 51-100				RPI 101+ Team's RPI: 271			
RPI	S	Opponent	Score	RPI	S	Opponent	Score	RPI	S	Opponent	Score	RPI	S	Opponent	Score
8	H	Louisville	59 <b>86</b>	47	H	Stetson	62 <b>73</b>	78	A	Akron	65 <b>100</b>	109	H	Wright St.	62 <b>80</b>
18	H	Green Bay	52 <b>67</b>					80	A	South Dakota	62 <b>81</b>	134	A	Cleveland St.	62 <b>69</b>
								95	H	Illinois	58 <b>80</b>	143	A	Indiana	49 <b>81</b>
								97	H	Butler	91 57	174	H	Tulsa	63 <b>87</b>
												182	A	SIUE	65 <b>77</b>
												192	A	Ill.-Chicago	42 <b>60</b>
												192	H	Ill.-Chicago	56 <b>86</b>
												239	A	Northern Ill.	65 50
												249	H	Oakland	54 <b>71</b>
												272	A	Milwaukee	79 <b>90</b>
												302	A	Miami (OH)	59 <b>82</b>
												332	H	Tennessee Tech	79 61
LAST 12 Division I GAMES:															
18	H	Green Bay	52 <b>67</b>	134	A	Cleveland St.	62 <b>69</b>	47	H	Stetson	62 <b>73</b>	182	A	SIUE	65 <b>77</b>
192	A	Ill.-Chicago	42 <b>60</b>	49	H	Stetson	62 <b>73</b>	95	H	Illinois	58 <b>80</b>	80	A	South Dakota	62 <b>81</b>
272	A	Milwaukee	79 <b>90</b>	174	H	Tulsa	63 <b>87</b>								
109	H	Wright St.	62 <b>80</b>												
249	H	Oakland	54 <b>71</b>												
192	H	Ill.-Chicago	56 <b>86</b>												

Non-Div I Games: Purdue-Calumet 109 81

Valparaiso

■ Loss, 
 ■ Non-Conf, S Site, 
 ■ Home 
 ■ Away 
 N Neutral

Vanderbilt

Through Games Of Feb. 1, 2015

Average RPI Win:	113	WON-LOST	WINNING	LAST 10	STRENGTH OF	OPP. STRENGTH	TEAM	ADJ.	CONF.	ADJ CONF.
Average RPI Loss:	65	RECORD	PCT. RANK	GAMES	SCHEDULE	OF SCHEDULE	RPI	RPI	RPI	RPI
DIV. I ONLY	11- 10	158	3- 6	4	21	44	44	3	3	
DIV. I NON-CONF.	8- 4	92	1- 1	18	18	40	40	5	5	
TOTALS	RPI 1-25	RPI 26-50	W-L RECORDS	RPI 51-100	RPI 101-150	RPI 150+				
11- 10	2- 4	2- 3	OVERALL	2- 1	1- 0	4- 2				
7- 3	2- 2	1- 0	HOME	1- 0	0- 0	3- 1				
3- 5	0- 0	0- 3	AWAY	1- 1	1- 0	1- 1				
1- 2	0- 2	1- 0	NEUTRAL	0- 0	0- 0	0- 0				
8- 4	2- 3	1- 0	NON-CONFERENCE	1- 0	1- 0	3- 1				
5- 1	2- 1	0- 0	HOME	0- 0	0- 0	3- 0				
2- 1	0- 0	0- 0	AWAY	1- 0	1- 0	0- 1				
1- 2	0- 2	1- 0	NEUTRAL	0- 0	0- 0	0- 0				
3- 6	0- 1	1- 3	CONFERENCE	1- 1	0- 0	1- 1				
2- 2	0- 1	1- 0	HOME	1- 0	0- 0	0- 1				
1- 4	0- 0	0- 3	AWAY	0- 1	0- 0	1- 0				
0- 0	0- 0	0- 0	NEUTRAL	0- 0	0- 0	0- 0				

RPI 1-25				RPI 26-50				Team's RPI: 44	RPI 51-100				RPI 101+			
RPI	S	Opponent	Score	RPI	S	Opponent	Score		RPI	S	Opponent	Score	RPI	S	Opponent	Score
1	H	Tennessee	49 57	28	A	Texas A&M	61 75		52	H	Arkansas	55 53	129	A	Wisconsin	67 58
6	N	UConn	52 91	31	A	Georgia	53 64		79	A	LSU	44 64	153	A	Alabama	55 52
10	N	Arizona St.	67 72	33	N	Minnesota	71 54		99	A	Elon	66 50	158	H	Saint Louis	75 57
12	H	Dayton	67 71	35	A	Mississippi St.	44 69						166	H	Florida	58 67
18	H	Green Bay	68 64	35	H	Mississippi St.	78 62						194	H	Belmont	65 58
25	H	James Madison	66 62										281	A	Marquette	67 80
													346	H	Mississippi Val.	63 37
LAST 12 Division I GAMES:																
166	H	Florida	58 67	79	A	LSU	44 64									
35	A	Mississippi St.	44 69	1	H	Tennessee	49 57									
153	A	Alabama	55 52	28	A	Texas A&M	61 75									
52	H	Arkansas	55 53	25	H	James Madison	66 62									
31	A	Georgia	53 64	12	H	Dayton	67 71									
35	H	Mississippi St.	78 62	281	A	Marquette	67 80									

Non-Div I Games: Ala.-Huntsville 74 51

Vanderbilt

Loss, Non-Conf, S Site, H Home A Away N Neutral

Average RPI Win:	256	WON-LOST	WINNING	LAST 10	STRENGTH OF	OPP. STRENGTH	TEAM	ADJ.	CONF.	ADJ CONF.
Average RPI Loss:	172	RECORD	PCT. RANK	GAMES	SCHEDULE	OF SCHEDULE	RPI	RPI	RPI	RPI
DIV. I ONLY	3- 18	329	0- 10	191	242	313	313	23	23	
DIV. I NON-CONF.	3- 9	281	1- 2	186	256	278	278	24	24	
TOTALS	RPI 1-25	RPI 26-50	W-L RECORDS	RPI 51-100	RPI 101-150	RPI 150+				
3- 18	0- 1	0- 1	OVERALL	0- 2	1- 5	2- 9				
2- 8	0- 0	0- 0	HOME	0- 1	1- 3	1- 4				
1- 10	0- 1	0- 1	AWAY	0- 1	0- 2	1- 5				
0- 0	0- 0	0- 0	NEUTRAL	0- 0	0- 0	0- 0				
3- 9	0- 1	0- 1	NON-CONFERENCE	0- 0	1- 3	2- 4				
2- 4	0- 0	0- 0	HOME	0- 0	1- 2	1- 2				
1- 5	0- 1	0- 1	AWAY	0- 0	0- 1	1- 2				
0- 0	0- 0	0- 0	NEUTRAL	0- 0	0- 0	0- 0				
0- 9	0- 0	0- 0	CONFERENCE	0- 2	0- 2	0- 5				
0- 4	0- 0	0- 0	HOME	0- 1	0- 1	0- 2				
0- 5	0- 0	0- 0	AWAY	0- 1	0- 1	0- 3				
0- 0	0- 0	0- 0	NEUTRAL	0- 0	0- 0	0- 0				

RPI S	Opponent	Score	RPI S	Opponent	Score	RPI S	Opponent	Score	RPI S	Opponent	Score	Team's RPI: 313
18	A Green Bay	40 60	34	A Syracuse	63 94	89	H Albany (NY)	48 89	106	H Cornell	87 90	
						92	A Maine	46 74	135	A Hartford	49 60	
									135	H Hartford	46 62	
									136	H Dartmouth	68 63	
									144	A Central Conn. St.	75 77	
									147	H Bryant	55 72	
									168	H New Hampshire	56 64	
									187	H Delaware	46 68	
									200	A Stony Brook	38 60	
									220	A Sacred Heart	66 76	
									258	A UMass Lowell	63 72	
									263	H Brown	76 81	
									290	H UMBC	61 68	
									298	A Boston U.	61 66	
									308	A St. Francis Brooklyn	63 61	
									314	A Binghamton	62 73	
									325	H Wagner	82 75	
LAST 12 Division I GAMES:												
135	A Hartford	49 60	314	A Binghamton	62 73							
89	H Albany (NY)	48 89	200	A Stony Brook	38 60							
258	A UMass Lowell	63 72	135	H Hartford	46 62							
92	A Maine	46 74	106	H Cornell	87 90							
290	H UMBC	61 68	18	A Green Bay	40 60							
168	H New Hampshire	56 64	308	A St. Francis Brooklyn	63 61							

Non-Div I Games:

Vermont

  Loss, 
  Non-Conf, S Site, 
  Home 
  Away 
N Neutral

Average RPI Win:	166	WON-LOST	WINNING	LAST 10	STRENGTH OF	OPP. STRENGTH	TEAM	ADJ.	CONF.	ADJ CONF.
Average RPI Loss:	91	RECORD	PCT. RANK	GAMES	SCHEDULE	OF SCHEDULE	RPI	RPI	RPI	RPI
DIV. I ONLY	13- 10	133	7- 3	73	56	85	85	9	9	
DIV. I NON-CONF.	6- 6	158	2- 0	66	13	87	87	8	8	
TOTALS	RPI 1-25	RPI 26-50	W-L RECORDS	RPI 51-100	RPI 101-150	RPI 150+				
13- 10	0- 2	0- 2	OVERALL	5- 3	0- 1	8- 2				
7- 2	0- 0	0- 1	HOME	3- 0	0- 0	4- 1				
5- 5	0- 0	0- 1	AWAY	2- 2	0- 1	3- 1				
1- 3	0- 2	0- 0	NEUTRAL	0- 1	0- 0	1- 0				
6- 6	0- 2	0- 1	NON-CONFERENCE	2- 1	0- 1	4- 1				
3- 1	0- 0	0- 0	HOME	1- 0	0- 0	2- 1				
2- 2	0- 0	0- 1	AWAY	1- 0	0- 1	1- 0				
1- 3	0- 2	0- 0	NEUTRAL	0- 1	0- 0	1- 0				
7- 4	0- 0	0- 1	CONFERENCE	3- 2	0- 0	4- 1				
4- 1	0- 0	0- 1	HOME	2- 0	0- 0	2- 0				
3- 3	0- 0	0- 0	AWAY	1- 2	0- 0	2- 1				
0- 0	0- 0	0- 0	NEUTRAL	0- 0	0- 0	0- 0				

RPI 1-25				RPI 26-50				RPI 51-100				Team's RPI: 85	RPI 101+			
RPI	S	Opponent	Score	RPI	S	Opponent	Score	RPI	S	Opponent	Score		RPI	S	Opponent	Score
10	N	Arizona St.	46 51	26	A	Chattanooga	45 49	63	A	Penn	70 44		112	A	Saint Joseph's	54 58
19	N	South Fla.	56 57	32	H	Seton Hall	56 59	66	H	St. John's (NY)	81 69		155	H	Temple	64 59
								74	H	North Carolina St.	74 65		165	A	Xavier	54 34
								75	N	Georgia Tech	63 71		175	H	La Salle	70 36
								81	A	DePaul	47 49		183	A	Cal St. Fullerton	50 43
								81	H	DePaul	79 76		220	H	Sacred Heart	49 72
								88	A	Creighton	65 61		235	A	Providence	49 51
								97	A	Butler	58 72		270	N	Col. of Charleston	60 41
													276	H	Georgetown	69 57
													281	A	Marquette	75 59
													281	H	Marquette	68 48
LAST 12 Division I GAMES:																
				81	A	DePaul	47 49	97	A	Butler	58 72					
				281	A	Marquette	75 59	276	H	Georgetown	69 57					
				66	H	St. John's (NY)	81 69	88	A	Creighton	65 61					
				32	H	Seton Hall	56 59	281	H	Marquette	68 48					
				63	A	Penn	70 44	81	H	DePaul	79 76					
				165	A	Xavier	54 34	74	H	North Carolina St.	74 65					

Non-Div I Games:

Villanova

■ Loss, 
■ Non-Conf, S Site, 
■ Home 
■ Away 
N Neutral

## Virginia

Through Games Of Feb. 1, 2015

Average RPI Win:	179	WON-LOST	WINNING	LAST 10	STRENGTH OF	OPP. STRENGTH	TEAM	ADJ.	CONF.	ADJ CONF.
Average RPI Loss:	88	RECORD	PCT. RANK	GAMES	SCHEDULE	OF SCHEDULE	RPI	RPI	RPI	RPI
DIV. I ONLY	15- 7	69	3- 0	175	53	93	93	2	2	
DIV. I NON-CONF.	10- 3	52	2- 0	297	154	135	135	4	4	
TOTALS	RPI 1-25	RPI 26-50	W-L RECORDS	RPI 51-100	RPI 101-150	RPI 150+				
15- 7	0- 1	1- 1	OVERALL	3- 3	3- 1	8- 1				
11- 2	0- 0	1- 0	HOME	3- 1	2- 0	5- 1				
4- 4	0- 1	0- 1	AWAY	0- 2	1- 0	3- 0				
0- 1	0- 0	0- 0	NEUTRAL	0- 0	0- 1	0- 0				
10- 3	0- 0	1- 0	NON-CONFERENCE	2- 1	1- 1	6- 1				
8- 1	0- 0	1- 0	HOME	2- 0	1- 0	4- 1				
2- 1	0- 0	0- 0	AWAY	0- 1	0- 0	2- 0				
0- 1	0- 0	0- 0	NEUTRAL	0- 0	0- 1	0- 0				
5- 4	0- 1	0- 1	CONFERENCE	1- 2	2- 0	2- 0				
3- 1	0- 0	0- 0	HOME	1- 1	1- 0	1- 0				
2- 3	0- 1	0- 1	AWAY	0- 1	1- 0	1- 0				
0- 0	0- 0	0- 0	NEUTRAL	0- 0	0- 0	0- 0				

RPI 1-25				RPI 26-50				RPI 51-100 Team's RPI: 93				RPI 101+			
RPI	S	Opponent	Score	RPI	S	Opponent	Score	RPI	S	Opponent	Score	RPI	S	Opponent	Score
8	A	Louisville	55 67	34	A	Syracuse	58 70	57	A	Miami (FL)	58 67	104	H	Boston College	68 56
				37	H	Ohio St.	87 82	58	H	St. Mary's (CA)	62 49	114	N	Toledo	62 64
								67	H	Drexel	72 66	138	A	Clemson	77 72
								74	H	North Carolina St.	71 63	141	H	Auburn	66 51
								75	H	Georgia Tech	62 68	163	H	Wake Forest	72 70
								95	A	Illinois	63 86	165	A	Xavier	71 62
												186	A	Virginia Tech	62 47
												207	H	Radford	75 47
												236	H	Davidson	57 67
												322	A	FIU	74 61
												338	H	Longwood	91 49
												339	H	Howard	74 53
												348	H	Delaware St.	100 62
LAST 12 Division I GAMES:															
322	A	FIU	74 61	8	A	Louisville	55 67	104	H	Boston College	68 56	34	A	Syracuse	58 70
67	H	Drexel	72 66	186	A	Virginia Tech	62 47	236	H	Davidson	57 67	163	H	Wake Forest	72 70
138	A	Clemson	77 72	57	A	Miami (FL)	58 67	141	H	Auburn	66 51	114	N	Toledo	62 64
74	H	North Carolina St.	71 63	58	H	St. Mary's (CA)	62 49	104	H	Boston College	68 56	138	A	Clemson	77 72
75	H	Georgia Tech	62 68	67	H	Drexel	72 66	95	A	Illinois	63 86	165	A	Xavier	71 62
57	A	Miami (FL)	58 67	74	H	North Carolina St.	71 63					186	A	Virginia Tech	62 47

Non-Div I Games:

Virginia

■ Loss, 
 ■ Non-Conf, S Site, 
 ■ Home 
 ■ Away 
 N Neutral



Average RPI Win:	<b>243</b>	WON-LOST	WINNING	LAST 10	STRENGTH OF	OPP. STRENGTH	TEAM	ADJ.	CONF.	ADJ CONF.
Average RPI Loss:	<b>86</b>	RECORD	PCT. RANK	GAMES	SCHEDULE	OF SCHEDULE	RPI	RPI	RPI	RPI
DIV. I ONLY	<b>10- 12</b>	<b>195</b>	<b>2- 8</b>	<b>87</b>	<b>118</b>	<b>186</b>	<b>186</b>	<b>2</b>	<b>2</b>	
DIV. I NON-CONF.	<b>9- 4</b>	<b>84</b>	<b>3- 0</b>	<b>240</b>	<b>330</b>	<b>170</b>	<b>170</b>	<b>4</b>	<b>4</b>	
TOTALS	RPI 1-25	RPI 26-50	W-L RECORDS	RPI 51-100	RPI 101-150	RPI 150+				
10- 12	0- 3	0- 0	OVERALL	0- 5	2- 2	8- 2				
9- 6	0- 2	0- 0	HOME	0- 3	2- 1	7- 0				
1- 6	0- 1	0- 0	AWAY	0- 2	0- 1	1- 2				
0- 0	0- 0	0- 0	NEUTRAL	0- 0	0- 0	0- 0				
9- 4	0- 0	0- 0	NON-CONFERENCE	0- 1	2- 1	7- 2				
8- 2	0- 0	0- 0	HOME	0- 1	2- 1	6- 0				
1- 2	0- 0	0- 0	AWAY	0- 0	0- 0	1- 2				
0- 0	0- 0	0- 0	NEUTRAL	0- 0	0- 0	0- 0				
1- 8	0- 3	0- 0	CONFERENCE	0- 4	0- 1	1- 0				
1- 4	0- 2	0- 0	HOME	0- 2	0- 0	1- 0				
0- 4	0- 1	0- 0	AWAY	0- 2	0- 1	0- 0				
0- 0	0- 0	0- 0	NEUTRAL	0- 0	0- 0	0- 0				

RPI 1-25				RPI 26-50				RPI 51-100				RPI 101+ Team's RPI: 186			
RPI	S	Opponent	Score	RPI	S	Opponent	Score	RPI	S	Opponent	Score	RPI	S	Opponent	Score
2	H	Notre Dame	50 <b>74</b>					51	H	Northwestern	45 <b>70</b>	121	H	East Tenn. St.	72 65
14	H	Florida St.	44 <b>59</b>					57	H	Miami (FL)	45 <b>62</b>	125	H	Old Dominion	62 <b>69</b>
15	A	Duke	40 <b>65</b>					74	A	North Carolina St.	59 <b>73</b>	130	H	Hofstra	60 43
								75	A	Georgia Tech	71 <b>79</b>	138	A	Clemson	54 <b>63</b>
								93	H	Virginia	47 <b>62</b>	163	H	Wake Forest	76 59
												166	A	Florida	44 <b>73</b>
												207	H	Radford	73 60
												217	A	George Mason	69 <b>77</b>
												235	A	Providence	72 69
												279	H	Norfolk St.	60 49
												295	H	Western Caro.	79 58
												331	H	UMES	63 41
												334	H	N.C. Central	80 44
												338	H	Longwood	74 42
LAST 12 Division I GAMES:															
75	A	Georgia Tech	71 <b>79</b>	74	A	North Carolina St.	59 <b>73</b>								
2	H	Notre Dame	50 <b>74</b>	93	H	Virginia	47 <b>62</b>								
163	H	Wake Forest	76 59	138	A	Clemson	54 <b>63</b>								
14	H	Florida St.	44 <b>59</b>	130	H	Hofstra	60 43								
15	A	Duke	40 <b>65</b>	207	H	Radford	73 60								
57	H	Miami (FL)	45 <b>62</b>	295	H	Western Caro.	79 58								

Non-Div I Games:

Virginia Tech

■ Loss, 
 ■ Non-Conf, 
 ■ S Site, 
 ■ H Home 
 ■ A Away 
 N Neutral

Average RPI Win:	283	WON-LOST	WINNING	LAST 10	STRENGTH OF	OPP. STRENGTH	TEAM	ADJ.	CONF.	ADJ CONF.
Average RPI Loss:	184	RECORD	PCT. RANK	GAMES	SCHEDULE	OF SCHEDULE	RPI	RPI	RPI	RPI
DIV. I ONLY	4- 16	310	3- 7	281	245	325	325	27	27	
DIV. I NON-CONF.	2- 9	297	2- 1	188	146	305	305	28	28	
TOTALS	RPI 1-25	RPI 26-50	W-L RECORDS	RPI 51-100	RPI 101-150	RPI 150+				
4- 16	0- 1	0- 1	OVERALL	0- 1	0- 5	4- 8				
3- 7	0- 0	0- 1	HOME	0- 0	0- 2	3- 4				
1- 9	0- 1	0- 0	AWAY	0- 1	0- 3	1- 4				
0- 0	0- 0	0- 0	NEUTRAL	0- 0	0- 0	0- 0				
2- 9	0- 1	0- 1	NON-CONFERENCE	0- 1	0- 2	2- 4				
2- 3	0- 0	0- 1	HOME	0- 0	0- 1	2- 1				
0- 6	0- 1	0- 0	AWAY	0- 1	0- 1	0- 3				
0- 0	0- 0	0- 0	NEUTRAL	0- 0	0- 0	0- 0				
2- 7	0- 0	0- 0	CONFERENCE	0- 0	0- 3	2- 4				
1- 4	0- 0	0- 0	HOME	0- 0	0- 1	1- 3				
1- 3	0- 0	0- 0	AWAY	0- 0	0- 2	1- 1				
0- 0	0- 0	0- 0	NEUTRAL	0- 0	0- 0	0- 0				

RPI 1-25				RPI 26-50				RPI 51-100				RPI 101+ Team's RPI: 325			
RPI	S	Opponent	Score	RPI	S	Opponent	Score	RPI	S	Opponent	Score	RPI	S	Opponent	Score
4	A	Maryland	24 97	49	H	Rutgers	53 81	66	A	St. John's (NY)	49 71	115	A	VCU	75 84
												116	H	Yale	65 90
												144	A	Central Conn. St.	61 77
												144	H	Central Conn. St.	67 83
												147	A	Bryant	48 84
												196	H	Robert Morris	47 86
												199	A	Penn St.	66 96
												200	H	Stony Brook	76 70
												238	H	Monmouth	59 82
												274	A	NJIT	54 60
												294	H	LIU Brooklyn	72 69
												300	H	Mt. St. Mary's	58 60
												313	A	Vermont	75 82
												317	H	Columbia	97 86
												321	A	Saint Francis (PA)	76 60
												321	H	Saint Francis (PA)	74 87
												323	A	Fairleigh Dickinson	70 72
LAST 12 Division I GAMES:															
144	H	Central Conn. St.	67 83	294	H	LIU Brooklyn	72 69								
321	H	Saint Francis (PA)	74 87	300	H	Mt. St. Mary's	58 60								
144	A	Central Conn. St.	61 77	321	A	Saint Francis (PA)	76 60								
147	A	Bryant	48 84	317	H	Columbia	97 86								
323	A	Fairleigh Dickinson	70 72	200	H	Stony Brook	76 70								
196	H	Robert Morris	47 86	116	H	Yale	65 90								

Non-Div I Games:

Wagner

■ Loss, 
 ■ Non-Conf, S Site, 
 ■ Home 
 ■ Away 
 N Neutral

## Wake Forest

Through Games Of Feb. 1, 2015

Average RPI Win:	235	WON-LOST	WINNING	LAST 10	STRENGTH OF	OPP. STRENGTH	TEAM	ADJ.	CONF.	ADJ CONF.
Average RPI Loss:	66	RECORD	PCT. RANK	GAMES	SCHEDULE	OF SCHEDULE	RPI	RPI	RPI	RPI
DIV. I ONLY	10- 13	211	2- 8	75	57	163	163	2	2	
DIV. I NON-CONF.	9- 5	102	2- 1	251	199	182	182	4	4	
TOTALS	RPI 1-25	RPI 26-50	W-L RECORDS	RPI 51-100	RPI 101-150	RPI 150+				
10- 13	0- 5	0- 2	OVERALL	1- 3	2- 1	7- 2				
8- 4	0- 1	0- 0	HOME	1- 1	1- 1	6- 1				
0- 8	0- 3	0- 2	AWAY	0- 2	0- 0	0- 1				
2- 1	0- 1	0- 0	NEUTRAL	0- 0	1- 0	1- 0				
9- 5	0- 1	0- 1	NON-CONFERENCE	1- 1	1- 1	7- 1				
7- 2	0- 0	0- 0	HOME	1- 0	0- 1	6- 1				
0- 2	0- 0	0- 1	AWAY	0- 1	0- 0	0- 0				
2- 1	0- 1	0- 0	NEUTRAL	0- 0	1- 0	1- 0				
1- 8	0- 4	0- 1	CONFERENCE	0- 2	1- 0	0- 1				
1- 2	0- 1	0- 0	HOME	0- 1	1- 0	0- 0				
0- 6	0- 3	0- 1	AWAY	0- 1	0- 0	0- 1				
0- 0	0- 0	0- 0	NEUTRAL	0- 0	0- 0	0- 0				

RPI 1-25				RPI 26-50				RPI 51-100				RPI 101+ Team's RPI: 163			
RPI	S	Opponent	Score	RPI	S	Opponent	Score	RPI	S	Opponent	Score	RPI	S	Opponent	Score
2	A	Notre Dame	63 92	34	A	Syracuse	62 73	74	H	North Carolina St.	70 78	113	H	Missouri	64 79
8	H	Louisville	68 79	41	A	Michigan	69 83	90	H	American	77 64	123	N	Montana	73 60
14	A	Florida St.	80 110					93	A	Virginia	70 72	138	H	Clemson	64 62
15	A	Duke	63 70					96	A	Richmond	72 79	170	H	Arizona	69 72
16	N	Princeton	55 72									186	A	Virginia Tech	59 76
												201	N	Charlotte	65 58
												219	H	Towson	74 64
												281	H	Marquette	89 77
												295	H	Western Caro.	77 59
												328	H	Coppin St.	65 54
												332	H	Tennessee Tech	89 62
												338	H	Longwood	64 60
LAST 12 Division I GAMES:															
2	A	Notre Dame	63 92	8	H	Louisville	68 79								
138	H	Clemson	64 62	93	A	Virginia	70 72								
14	A	Florida St.	80 110	15	A	Duke	63 70								
186	A	Virginia Tech	59 76	295	H	Western Caro.	77 59								
74	H	North Carolina St.	70 78	90	H	American	77 64								
34	A	Syracuse	62 73	113	H	Missouri	64 79								

Non-Div I Games:

Wake Forest

■ Loss, 
■ Non-Conf, 
■ S Site, 
■ H Home 
■ A Away 
N Neutral

Washington				through games of Feb. 17, 1918						
Average RPI Win:	146	WON-LOST	WINNING	LAST 10	STRENGTH OF	OPP. STRENGTH	TEAM	ADJ.	CONF.	ADJ CONF.
Average RPI Loss:	19	RECORD	PCT. RANK	GAMES	SCHEDULE	OF SCHEDULE	RPI	RPI	RPI	RPI
DIV. I ONLY	16- 5	38	6- 4	27	36	20	20	5	5	
DIV. I NON-CONF.	11- 1	11	3- 0	84	74	11	11	3	3	
-----										
TOTALS	RPI 1-25	RPI 26-50		W-L RECORDS		RPI 51-100	RPI 101-150	RPI 150+		
16- 5	2- 4	1- 1		OVERALL		1- 0	6- 0	6- 0		
7- 1	1- 1	1- 0		HOME		1- 0	2- 0	2- 0		
6- 4	0- 3	0- 1		AWAY		0- 0	2- 0	4- 0		
3- 0	1- 0	0- 0		NEUTRAL		0- 0	2- 0	0- 0		
11- 1	1- 0	1- 1		NON-CONFERENCE		1- 0	4- 0	4- 0		
4- 0	0- 0	1- 0		HOME		1- 0	1- 0	1- 0		
4- 1	0- 0	0- 1		AWAY		0- 0	1- 0	3- 0		
3- 0	1- 0	0- 0		NEUTRAL		0- 0	2- 0	0- 0		
5- 4	1- 4	0- 0		CONFERENCE		0- 0	2- 0	2- 0		
3- 1	1- 1	0- 0		HOME		0- 0	1- 0	1- 0		
2- 3	0- 3	0- 0		AWAY		0- 0	1- 0	1- 0		
0- 0	0- 0	0- 0		NEUTRAL		0- 0	0- 0	0- 0		

RPI	S	Opponent	Score	RPI	S	Opponent	Score	RPI	S	Opponent	Score	RPI	S	Opponent	Score
9	A	Oregon St.	67 75	27	A	Oklahoma	80 90	80	H	South Dakota	96 82	102	H	Colorado	85 82
10	A	Arizona St.	48 62	28	H	Texas A&M	70 49					110	N	Furman	101 69
14	N	Florida St.	80 68									116	H	Yale	81 51
23	A	California	58 82									122	A	UC Riverside	74 71
23	H	California	79 77									135	N	Hartford	81 70
24	H	Stanford	56 60									150	A	Oregon	91 69
												170	A	Arizona	79 69
												204	A	San Diego St.	69 48
												222	H	Utah	63 51
												253	A	Portland	80 45
												296	H	Grambling	84 53
												318	A	Seattle	102 69
LAST 12 Division I GAMES:															
23	A	California	58 82	24	H	Stanford	56 60								
222	H	Utah	63 51	170	A	Arizona	79 69								
102	H	Colorado	85 82	10	A	Arizona St.	48 62								
9	A	Oregon St.	67 75	28	H	Texas A&M	70 49								
150	A	Oregon	91 69	122	A	UC Riverside	74 71								
23	H	California	79 77	204	A	San Diego St.	69 48								

Non-Div I Games:

Washington

■ Loss, 
 ■ Non-Conf, 
 ■ S Site, 
 ■ H Home 
 ■ A Away 
 N Neutral

Average RPI Win:	166	WON-LOST	WINNING	LAST 10	STRENGTH OF	OPP. STRENGTH	TEAM	ADJ.	CONF.	ADJ CONF.
Average RPI Loss:	23	RECORD	PCT. RANK	GAMES	SCHEDULE	OF SCHEDULE	RPI	RPI	RPI	RPI
DIV. I ONLY	13- 7	83	5- 5	38	12	43	43	5	5	
DIV. I NON-CONF.	9- 2	35	3- 0	120	19	43	43	3	3	
TOTALS	RPI 1-25	RPI 26-50	W-L RECORDS	RPI 51-100	RPI 101-150	RPI 150+				
13- 7	2- 5	1- 2	OVERALL	1- 0	2- 0	7- 0				
6- 3	1- 2	0- 1	HOME	0- 0	1- 0	4- 0				
6- 3	0- 3	1- 0	AWAY	1- 0	1- 0	3- 0				
1- 1	1- 0	0- 1	NEUTRAL	0- 0	0- 0	0- 0				
9- 2	2- 0	1- 2	NON-CONFERENCE	1- 0	0- 0	5- 0				
4- 1	1- 0	0- 1	HOME	0- 0	0- 0	3- 0				
4- 0	0- 0	1- 0	AWAY	1- 0	0- 0	2- 0				
1- 1	1- 0	0- 1	NEUTRAL	0- 0	0- 0	0- 0				
4- 5	0- 5	0- 0	CONFERENCE	0- 0	2- 0	2- 0				
2- 2	0- 2	0- 0	HOME	0- 0	1- 0	1- 0				
2- 3	0- 3	0- 0	AWAY	0- 0	1- 0	1- 0				
0- 0	0- 0	0- 0	NEUTRAL	0- 0	0- 0	0- 0				

RPI	S	Opponent	Score	RPI	S	Opponent	Score	Team's RPI: 43	RPI	S	Opponent	Score	RPI	S	Opponent	Score	RPI	S	Opponent	Score
4	N	Maryland	70 64	29	H	Nebraska	61 82		86	A	Hampton	74 60	102	H	Colorado	73 68				
9	A	Oregon St.	70 73	41	N	Michigan	64 76						150	A	Oregon	79 76				
10	A	Arizona St.	64 78	42	A	Gonzaga	59 58						170	A	Arizona	81 70				
12	H	Dayton	76 60										212	H	Montana St.	82 61				
23	H	California	62 70										216	H	Idaho St.	84 34				
24	A	Stanford	56 75										222	H	Utah	63 54				
24	H	Stanford	76 86										289	A	Loyola Marymount	87 60				
													318	H	Seattle	82 62				
													341	A	UC Santa Barbara	81 55				
LAST 12 Division I GAMES:																				
24	A	Stanford	56 75	23	H	California	62 70						10	A	Arizona St.	64 78				
102	H	Colorado	73 68										170	A	Arizona	81 70				
222	H	Utah	63 54										289	A	Loyola Marymount	87 60				
150	A	Oregon	79 76										212	H	Montana St.	82 61				
9	A	Oregon St.	70 73										42	A	Gonzaga	59 58				
24	H	Stanford	76 86																	

Non-Div I Games:

Washington St.

Average RPI Win:	259	WON-LOST	WINNING	LAST 10	STRENGTH OF	OPP. STRENGTH	TEAM	ADJ.	CONF.	ADJ CONF.
Average RPI Loss:	156	RECORD	PCT. RANK	GAMES	SCHEDULE	OF SCHEDULE	RPI	RPI	RPI	RPI
DIV. I ONLY	7- 12	249	4- 6	218	291	259	259	22	22	
DIV. I NON-CONF.	3- 6	233	1- 1	206	298	252	252	22	22	
TOTALS	RPI 1-25	RPI 26-50	W-L RECORDS	RPI 51-100	RPI 101-150	RPI 150+				
7- 12	0- 0	0- 0	OVERALL	0- 3	1- 3	6- 6				
4- 6	0- 0	0- 0	HOME	0- 2	0- 1	4- 3				
3- 5	0- 0	0- 0	AWAY	0- 1	1- 2	2- 2				
0- 1	0- 0	0- 0	NEUTRAL	0- 0	0- 0	0- 1				
3- 6	0- 0	0- 0	NON-CONFERENCE	0- 3	1- 0	2- 3				
1- 3	0- 0	0- 0	HOME	0- 2	0- 0	1- 1				
2- 2	0- 0	0- 0	AWAY	0- 1	1- 0	1- 1				
0- 1	0- 0	0- 0	NEUTRAL	0- 0	0- 0	0- 1				
4- 6	0- 0	0- 0	CONFERENCE	0- 0	0- 3	4- 3				
3- 3	0- 0	0- 0	HOME	0- 0	0- 1	3- 2				
1- 3	0- 0	0- 0	AWAY	0- 0	0- 2	1- 1				
0- 0	0- 0	0- 0	NEUTRAL	0- 0	0- 0	0- 0				

RPI 1-25				RPI 26-50				RPI 51-100				RPI 101+ Team's RPI: 259					
RPI	S	Opponent	Score	RPI	S	Opponent	Score	RPI	S	Opponent	Score	RPI	S	Opponent	Score		
								56	A	BYU	53	64	118	H	North Dakota	54	57
								69	H	San Diego	50	59	123	A	Montana	43	53
								82	H	Oklahoma St.	49	55	133	A	New Mexico St.	100	97
													142	A	Sacramento St.	65	108
													173	H	Idaho	60	67
													179	N	Eastern Mich.	42	57
													183	H	Cal St. Fullerton	68	70
													193	H	Eastern Wash.	55	69
													212	A	Montana St.	54	62
													214	H	Northern Colo.	59	52
													224	H	Southern Utah	60	39
													287	A	Portland St.	60	51
													301	H	Denver	65	63
													309	H	Northern Ariz.	66	53
													336	A	Utah Valley	40	61
													347	A	Air Force	71	53
LAST 12 Division I GAMES:																	
214	H	Northern Colo.	59	52	212	A	Montana St.	54	62								
118	H	North Dakota	54	57	123	A	Montana	43	53								
142	A	Sacramento St.	65	108	173	H	Idaho	60	67								
287	A	Portland St.	60	51	193	H	Eastern Wash.	55	69								
224	H	Southern Utah	60	39	82	H	Oklahoma St.	49	55								
309	H	Northern Ariz.	66	53	301	H	Denver	65	63								

Non-Div I Games: Montana Western 77 31 Bristol 94 48

Weber St.

■ Loss, 
 ■ Non-Conf, S Site, 
 ■ Home 
 ■ Away 
 N Neutral

## West Virginia

Through Games Of Feb. 1, 2015

Average RPI Win:	176	WON-LOST	WINNING	LAST 10	STRENGTH OF	OPP. STRENGTH	TEAM	ADJ.	CONF.	ADJ CONF.
Average RPI Loss:	52	RECORD	PCT. RANK	GAMES	SCHEDULE	OF SCHEDULE	RPI	RPI	RPI	RPI
DIV. I ONLY	13- 8	102	4- 6	42	67	61	61	1	1	
DIV. I NON-CONF.	10- 2	31	2- 1	163	243	55	55	2	2	
TOTALS	RPI 1-25	RPI 26-50	W-L RECORDS	RPI 51-100	RPI 101-150	RPI 150+				
13- 8	0- 2	2- 3	OVERALL	3- 1	1- 2	7- 0				
10- 2	0- 1	2- 0	HOME	2- 0	0- 1	6- 0				
2- 6	0- 1	0- 3	AWAY	1- 1	0- 1	1- 0				
1- 0	0- 0	0- 0	NEUTRAL	0- 0	1- 0	0- 0				
10- 2	0- 0	1- 2	NON-CONFERENCE	1- 0	1- 0	7- 0				
8- 0	0- 0	1- 0	HOME	1- 0	0- 0	6- 0				
1- 2	0- 0	0- 2	AWAY	0- 0	0- 0	1- 0				
1- 0	0- 0	0- 0	NEUTRAL	0- 0	1- 0	0- 0				
3- 6	0- 2	1- 1	CONFERENCE	2- 1	0- 2	0- 0				
2- 2	0- 1	1- 0	HOME	1- 0	0- 1	0- 0				
1- 4	0- 1	0- 1	AWAY	1- 1	0- 1	0- 0				
0- 0	0- 0	0- 0	NEUTRAL	0- 0	0- 0	0- 0				

RPI 1-25				RPI 26-50				RPI 51-100				RPI 101+			
RPI	S	Opponent	Score	RPI	S	Opponent	Score	RPI	S	Opponent	Score	RPI	S	Opponent	Score
3	H	Baylor	62 66	27	A	Oklahoma	60 71	62	H	Kansas St.	63 51	111	A	Texas Tech	57 73
21	A	Texas	55 61	27	H	Oklahoma	78 69	68	A	Kansas	59 65	111	H	Texas Tech	45 55
				32	H	Seton Hall	89 87	70	H	Duquesne	79 60	124	N	Marshall	69 56
				35	A	Mississippi St.	61 74	82	A	Oklahoma St.	61 49	152	H	Fairfield	67 53
				37	A	Ohio St.	54 96					205	H	Evansville	83 39
												252	H	Eastern Ky.	67 42
												307	H	IPFW	82 48
												321	H	Saint Francis (PA)	101 46
												323	A	Fairleigh Dickinson	80 52
												328	H	Coppin St.	83 43
LAST 12 Division I GAMES:															
27	H	Oklahoma	78 69	3	H	Baylor	62 66								
111	A	Texas Tech	57 73	21	A	Texas	55 61								
68	A	Kansas	59 65	27	A	Oklahoma	60 71								
62	H	Kansas St.	63 51	321	H	Saint Francis (PA)	101 46								
82	A	Oklahoma St.	61 49	37	A	Ohio St.	54 96								
111	H	Texas Tech	45 55	124	N	Marshall	69 56								

Non-Div I Games:

West Virginia

■ Loss, 
 ■ Non-Conf, 
 S Site, 
 ■ Home 
 ■ Away 
 N Neutral

Average RPI Win:	279	WON-LOST	WINNING	LAST 10	STRENGTH OF	OPP. STRENGTH	TEAM	ADJ.	CONF.	ADJ CONF.
Average RPI Loss:	192	RECORD	PCT. RANK	GAMES	SCHEDULE	OF SCHEDULE	RPI	RPI	RPI	RPI
DIV. I ONLY	6- 12	265	1- 8	319	258	295	295	20	20	
DIV. I NON-CONF.	5- 7	204	2- 3	342	314	298	298	20	20	
TOTALS	RPI 1-25	RPI 26-50	W-L RECORDS	RPI 51-100	RPI 101-150	RPI 150+				
6- 12	0- 0	0- 1	OVERALL	0- 0	0- 1	6- 10				
3- 4	0- 0	0- 0	HOME	0- 0	0- 0	3- 4				
2- 7	0- 0	0- 1	AWAY	0- 0	0- 1	2- 5				
1- 1	0- 0	0- 0	NEUTRAL	0- 0	0- 0	1- 1				
5- 7	0- 0	0- 0	NON-CONFERENCE	0- 0	0- 0	5- 7				
2- 2	0- 0	0- 0	HOME	0- 0	0- 0	2- 2				
2- 4	0- 0	0- 0	AWAY	0- 0	0- 0	2- 4				
1- 1	0- 0	0- 0	NEUTRAL	0- 0	0- 0	1- 1				
1- 5	0- 0	0- 1	CONFERENCE	0- 0	0- 1	1- 3				
1- 2	0- 0	0- 0	HOME	0- 0	0- 0	1- 2				
0- 3	0- 0	0- 1	AWAY	0- 0	0- 1	0- 1				
0- 0	0- 0	0- 0	NEUTRAL	0- 0	0- 0	0- 0				

RPI 1-25			RPI 26-50			RPI 51-100			RPI 101+ Team's RPI: 295		
RPI	S	Opponent	Score	RPI	S	Opponent	Score	RPI	S	Opponent	Score
				26	A	Chattanooga	52 83				
								110	A	Furman	72 84
								160	A	Samford	52 68
								160	H	Samford	50 60
								163	A	Wake Forest	59 77
								186	A	Virginia Tech	58 79
								198	H	Mercer	51 68
								223	H	USC Upstate	63 59
								232	A	North Florida	45 62
								237	H	Presbyterian	44 51
								246	H	Campbell	67 57
								247	A	Bethune-Cookman	53 63
								252	N	Eastern Ky.	62 71
								265	A	UNCW	64 53
								303	H	UNC Greensboro	70 49
								312	A	UNC Asheville	79 66
								322	N	FIU	83 69
								334	H	N.C. Central	59 64
LAST 12 Division I GAMES:											
110	A	Furman	72 84	247	A	Bethune-Cookman	53 63				
303	H	UNC Greensboro	70 49	163	A	Wake Forest	59 77				
160	A	Samford	52 68	232	A	North Florida	45 62				
26	A	Chattanooga	52 83	322	N	FIU	83 69				
160	H	Samford	50 60	312	A	UNC Asheville	79 66				
198	H	Mercer	51 68	186	A	Virginia Tech	58 79				

Non-Div I Games: North Greenville 75 74 Livingstone 66 55 Montreat 110 37

Western Caro.

Loss, Non-Conf, S Site, H Home A Away N Neutral



Average RPI Win:	300	WON-LOST	WINNING	LAST 10	STRENGTH OF	OPP. STRENGTH	TEAM	ADJ.	CONF.	ADJ CONF.
Average RPI Loss:	153	RECORD	PCT. RANK	GAMES	SCHEDULE	OF SCHEDULE	RPI	RPI	RPI	RPI
DIV. I ONLY	12- 8	117	7- 3	333	309	231	231	25	25	
DIV. I NON-CONF.	6- 5	145	1- 1	343	334	251	251	25	25	
TOTALS	RPI 1-25	RPI 26-50	W-L RECORDS	RPI 51-100	RPI 101-150	RPI 150+				
12- 8	0- 0	0- 0	OVERALL	0- 2	0- 2	12- 4				
7- 3	0- 0	0- 0	HOME	0- 2	0- 1	7- 0				
5- 5	0- 0	0- 0	AWAY	0- 0	0- 1	5- 4				
0- 0	0- 0	0- 0	NEUTRAL	0- 0	0- 0	0- 0				
6- 5	0- 0	0- 0	NON-CONFERENCE	0- 0	0- 2	6- 3				
3- 1	0- 0	0- 0	HOME	0- 0	0- 1	3- 0				
3- 4	0- 0	0- 0	AWAY	0- 0	0- 1	3- 3				
0- 0	0- 0	0- 0	NEUTRAL	0- 0	0- 0	0- 0				
6- 3	0- 0	0- 0	CONFERENCE	0- 2	0- 0	6- 1				
4- 2	0- 0	0- 0	HOME	0- 2	0- 0	4- 0				
2- 1	0- 0	0- 0	AWAY	0- 0	0- 0	2- 1				
0- 0	0- 0	0- 0	NEUTRAL	0- 0	0- 0	0- 0				

RPI S	Opponent	Score	RPI S	Opponent	Score	RPI S	Opponent	Score	RPI S	Opponent	Score	Team's RPI: 231
						65	H South Dakota St.	61 74	113	A Missouri	52 89	
						80	H South Dakota	87 101	118	H North Dakota	77 85	
									184	A Fla. Atlantic	88 90	
									188	A Oral Roberts	73 76	
									192	A Ill.-Chicago	54 67	
									230	H North Dakota St.	88 66	
									251	H IUPUI	73 62	
									272	H Milwaukee	79 59	
									281	A Marquette	57 65	
									297	A Southeast Mo. St.	79 62	
									299	H Eastern Ill.	63 54	
									301	A Denver	93 66	
									307	A IPFW	98 85	
									307	H IPFW	59 55	
									320	A Bradley	75 63	
									327	H Omaha	71 56	
									343	H UMKC	71 48	
									344	A Chicago St.	90 55	
LAST 12 Division I GAMES:												
307	H	IPFW	59	55	80	H	South Dakota	87	101			
251	H	IUPUI	73	62	327	H	Omaha	71	56			
230	H	North Dakota St.	88	66	307	A	IPFW	98	85			
65	H	South Dakota St.	61	74	272	H	Milwaukee	79	59			
188	A	Oral Roberts	73	76	281	A	Marquette	57	65			
301	A	Denver	93	66	299	H	Eastern Ill.	63	54			

Non-Div I Games: Eureka 91 50 William Woods 89 42

Western Ill.

Average RPI Win:	184	WON-LOST	WINNING	LAST 10	STRENGTH OF	OPP. STRENGTH	TEAM	ADJ.	CONF.	ADJ CONF.
Average RPI Loss:	88	RECORD	PCT. RANK	GAMES	SCHEDULE	OF SCHEDULE	RPI	RPI	RPI	RPI
DIV. I ONLY	18- 4	24	8- 2	94	151	38	38	17	17	
DIV. I NON-CONF.	11- 2	29	3- 0	70	174	20	20	18	18	
TOTALS	RPI 1-25	RPI 26-50	W-L RECORDS	RPI 51-100	RPI 101-150	RPI 150+				
18- 4	0- 1	1- 1	OVERALL	2- 0	5- 1	10- 1				
9- 1	0- 0	0- 0	HOME	2- 0	1- 1	6- 0				
8- 3	0- 1	0- 1	AWAY	0- 0	4- 0	4- 1				
1- 0	0- 0	1- 0	NEUTRAL	0- 0	0- 0	0- 0				
11- 2	0- 1	1- 1	NON-CONFERENCE	2- 0	2- 0	6- 0				
6- 0	0- 0	0- 0	HOME	2- 0	0- 0	4- 0				
4- 2	0- 1	0- 1	AWAY	0- 0	2- 0	2- 0				
1- 0	0- 0	1- 0	NEUTRAL	0- 0	0- 0	0- 0				
7- 2	0- 0	0- 0	CONFERENCE	0- 0	3- 1	4- 1				
3- 1	0- 0	0- 0	HOME	0- 0	1- 1	2- 0				
4- 1	0- 0	0- 0	AWAY	0- 0	2- 0	2- 1				
0- 0	0- 0	0- 0	NEUTRAL	0- 0	0- 0	0- 0				

RPI 1-25				RPI 26-50				Team's RPI: 38				RPI 51-100				RPI 101+			
RPI	S	Opponent	Score	RPI	S	Opponent	Score	RPI	S	Opponent	Score	RPI	S	Opponent	Score	RPI	S	Opponent	Score
8	A	Louisville	67 89	35	A	Mississippi St.	77 88	89	H	Albany (NY)	63 54	102	A	Colorado	79 78				
				48	N	Tulane	69 64	98	H	Ole Miss	98 69	103	H	Louisiana Tech	82 66				
												117	H	Southern Miss.	61 63				
												124	A	Marshall	67 53				
												125	A	Old Dominion	76 60				
												130	A	Hofstra	70 65				
												169	H	Ball St.	84 59				
												184	H	Fla. Atlantic	80 43				
												191	A	UTSA	63 64				
												194	A	Belmont	66 50				
												201	A	Charlotte	76 61				
												234	A	Austin Peay	91 68				
												254	A	UTEP	80 74				
												266	H	Central Ark.	93 57				
												319	H	Alabama St.	93 54				
												322	H	FIU	81 42				
												342	H	Alabama A&M	96 44				
LAST 12 Division I GAMES:																			
117	H	Southern Miss.	61 63	125	A	Old Dominion	76 60												
103	H	Louisiana Tech	82 66	201	A	Charlotte	76 61												
191	A	UTSA	63 64	124	A	Marshall	67 53												
254	A	UTEP	80 74	194	A	Belmont	66 50												
322	H	FIU	81 42	169	H	Ball St.	84 59												
184	H	Fla. Atlantic	80 43	234	A	Austin Peay	91 68												

Non-Div I Games:

Western Ky.

Average RPI Win:	210	WON-LOST	WINNING	LAST 10	STRENGTH OF	OPP. STRENGTH	TEAM	ADJ.	CONF.	ADJ CONF.
Average RPI Loss:	97	RECORD	PCT. RANK	GAMES	SCHEDULE	OF SCHEDULE	RPI	RPI	RPI	RPI
DIV. I ONLY	12- 6	74	8- 2	166	135	83	83	15	15	
DIV. I NON-CONF.	5- 4	139	2- 1	210	64	101	101	17	17	
TOTALS	RPI 1-25	RPI 26-50	W-L RECORDS	RPI 51-100	RPI 101-150	RPI 150+				
12- 6	0- 1	1- 2	OVERALL	1- 0	0- 1	10- 2				
6- 1	0- 0	1- 0	HOME	1- 0	0- 1	4- 0				
5- 5	0- 1	0- 2	AWAY	0- 0	0- 0	5- 2				
1- 0	0- 0	0- 0	NEUTRAL	0- 0	0- 0	1- 0				
5- 4	0- 1	0- 2	NON-CONFERENCE	0- 0	0- 0	5- 1				
2- 0	0- 0	0- 0	HOME	0- 0	0- 0	2- 0				
2- 4	0- 1	0- 2	AWAY	0- 0	0- 0	2- 1				
1- 0	0- 0	0- 0	NEUTRAL	0- 0	0- 0	1- 0				
7- 2	0- 0	1- 0	CONFERENCE	1- 0	0- 1	5- 1				
4- 1	0- 0	1- 0	HOME	1- 0	0- 1	2- 0				
3- 1	0- 0	0- 0	AWAY	0- 0	0- 0	3- 1				
0- 0	0- 0	0- 0	NEUTRAL	0- 0	0- 0	0- 0				

RPI 1-25				RPI 26-50				RPI 51-100				RPI 101+			
RPI	S	Opponent	Score	RPI	S	Opponent	Score	RPI	S	Opponent	Score	RPI	S	Opponent	Score
18	A	Green Bay	55 70	37	A	Ohio St.	46 83	78	H	Akron	67 61	114	H	Toledo	46 65
				41	A	Michigan	47 74					159	A	Buffalo	62 59
				50	H	Ohio	61 51					169	A	Ball St.	36 54
												178	H	Massachusetts	63 41
												179	H	Eastern Mich.	83 56
												195	N	Holy Cross	51 40
												200	A	Stony Brook	55 59
												227	A	Detroit	71 57
												230	H	North Dakota St.	74 59
												284	H	Bowling Green	82 52
												293	A	Kent St.	78 55
												302	A	Miami (OH)	61 53
												344	A	Chicago St.	73 43
LAST 12 Division I GAMES:															
302	A	Miami (OH)	61 53	169	A	Ball St.	36 54								
179	H	Eastern Mich.	83 56	50	H	Ohio	61 51								
293	A	Kent St.	78 55	78	H	Akron	67 61								
284	H	Bowling Green	82 52	195	N	Holy Cross	51 40								
114	H	Toledo	46 65	200	A	Stony Brook	55 59								
159	A	Buffalo	62 59	227	A	Detroit	71 57								

Non-Div I Games: Kentucky St. 70 45 Trine 81 45

Western Mich.

Loss, Non-Conf, S Site, H Home A Away N Neutral

Average RPI Win:	195	WON-LOST	WINNING	LAST 10	STRENGTH OF	OPP. STRENGTH	TEAM	ADJ.	CONF.	ADJ CONF.
Average RPI Loss:	72	RECORD	PCT. RANK	GAMES	SCHEDULE	OF SCHEDULE	RPI	RPI	RPI	RPI
DIV. I ONLY	17- 4	26	2- 0	177	101	53	53	18	18	
DIV. I NON-CONF.	9- 3	60	2- 0	102	47	53	53	15	15	
TOTALS	RPI 1-25	RPI 26-50	W-L RECORDS	RPI 51-100	RPI 101-150	RPI 150+				
17- 4	0- 2	1- 0	OVERALL	2- 1	3- 0	11- 1				
11- 0	0- 0	0- 0	HOME	2- 0	1- 0	8- 0				
4- 3	0- 1	0- 0	AWAY	0- 1	1- 0	3- 1				
2- 1	0- 1	1- 0	NEUTRAL	0- 0	1- 0	0- 0				
9- 3	0- 2	1- 0	NON-CONFERENCE	2- 0	1- 0	5- 1				
7- 0	0- 0	0- 0	HOME	2- 0	0- 0	5- 0				
0- 2	0- 1	0- 0	AWAY	0- 0	0- 0	0- 1				
2- 1	0- 1	1- 0	NEUTRAL	0- 0	1- 0	0- 0				
8- 1	0- 0	0- 0	CONFERENCE	0- 1	2- 0	6- 0				
4- 0	0- 0	0- 0	HOME	0- 0	1- 0	3- 0				
4- 1	0- 0	0- 0	AWAY	0- 1	1- 0	3- 0				
0- 0	0- 0	0- 0	NEUTRAL	0- 0	0- 0	0- 0				

RPI	S	Opponent	Score	RPI	S	Opponent	Score	RPI	S	Opponent	Score	RPI	S	Opponent	Score
1	A	Tennessee	51 54	37	N	Ohio St.	70 55	62	H	Kansas St.	51 48	105	H	Indiana St.	63 52
22	N	FGCU	39 56					73	A	Drake	61 64	108	A	UNI	70 52
								88	H	Creighton	65 56	138	N	Clemson	63 48
												164	H	Southern Ill.	80 61
												185	A	Missouri St.	71 59
												193	A	Eastern Wash.	58 86
												205	H	Evansville	54 44
												211	H	La.-Monroe	57 42
												225	H	Winthrop	66 20
												228	H	Texas-Arlington	71 61
												282	H	Sam Houston St.	70 46
												310	A	Loyola Chicago	65 41
												315	H	Illinois St.	85 38
												320	A	Bradley	61 45
												337	H	Ark.-Pine Bluff	55 26
LAST 12 Division I GAMES:															
228	H	Texas-Arlington	71 61	310	A	Loyola Chicago	65 41								
337	H	Ark.-Pine Bluff	55 26	320	A	Bradley	61 45								
73	A	Drake	61 64	185	A	Missouri St.	71 59								
108	A	UNI	70 52	205	H	Evansville	54 44								
164	H	Southern Ill.	80 61	105	H	Indiana St.	63 52								
315	H	Illinois St.	85 38	282	H	Sam Houston St.	70 46								

Non-Div I Games:

Wichita St.

## William &amp; Mary

Through Games Of Feb. 1, 2015

Average RPI Win:	231	WON-LOST	WINNING	LAST 10	STRENGTH OF	OPP. STRENGTH	TEAM	ADJ.	CONF.	ADJ CONF.
Average RPI Loss:	122	RECORD	PCT. RANK	GAMES	SCHEDULE	OF SCHEDULE	RPI	RPI	RPI	RPI
DIV. I ONLY	10- 11	180	4- 6	133	204	162	162	13	13	
DIV. I NON-CONF.	6- 5	145	0- 2	175	304	150	150	10	10	
TOTALS	RPI 1-25	RPI 26-50	W-L RECORDS	RPI 51-100	RPI 101-150	RPI 150+				
10- 11	0- 2	0- 0	OVERALL	0- 4	2- 1	8- 4				
5- 5	0- 1	0- 0	HOME	0- 4	2- 0	3- 0				
5- 6	0- 1	0- 0	AWAY	0- 0	0- 1	5- 4				
0- 0	0- 0	0- 0	NEUTRAL	0- 0	0- 0	0- 0				
6- 5	0- 0	0- 0	NON-CONFERENCE	0- 2	1- 1	5- 2				
3- 2	0- 0	0- 0	HOME	0- 2	1- 0	2- 0				
3- 3	0- 0	0- 0	AWAY	0- 0	0- 1	3- 2				
0- 0	0- 0	0- 0	NEUTRAL	0- 0	0- 0	0- 0				
4- 6	0- 2	0- 0	CONFERENCE	0- 2	1- 0	3- 2				
2- 3	0- 1	0- 0	HOME	0- 2	1- 0	1- 0				
2- 3	0- 1	0- 0	AWAY	0- 0	0- 0	2- 2				
0- 0	0- 0	0- 0	NEUTRAL	0- 0	0- 0	0- 0				

RPI 1-25				RPI 26-50				RPI 51-100				RPI 101+ Team's RPI: 162			
RPI	S	Opponent	Score	RPI	S	Opponent	Score	RPI	S	Opponent	Score	RPI	S	Opponent	Score
25	A	James Madison	50 92					67	H	Drexel	46 49	115	H	VCU	56 48
25	H	James Madison	43 65					92	H	Maine	51 54	125	A	Old Dominion	58 65
								96	H	Richmond	56 59	130	H	Hofstra	57 56
								99	H	Elon	59 72	156	A	High Point	80 87
												175	A	La Salle	71 78
												187	A	Delaware	50 48
												207	A	Radford	81 71
												219	A	Towson	69 77
												229	A	N.C. A&T	59 57
												256	H	Loyola Maryland	72 71
												265	A	UNCW	62 63
												265	H	UNCW	67 62
												269	A	Northeastern	72 66
												316	A	Wofford	71 51
												338	H	Longwood	90 55
LAST 12 Division I GAMES:															
269	A	Northeastern	72 66	25	H	James Madison	43 65	99	H	Elon	59 72	219	A	Towson	69 77
265	H	UNCW	67 62	92	H	Maine	51 54	96	H	Richmond	56 59	265	A	UNCW	62 63
130	H	Hofstra	57 56	67	H	Drexel	46 49	92	H	Maine	51 54	269	A	Northeastern	72 66
25	A	James Madison	50 92									316	A	Wofford	71 51
187	A	Delaware	50 48									338	H	Longwood	90 55
67	H	Drexel	46 49												

Non-Div I Games:

William &amp; Mary

■ Loss, 
 ■ Non-Conf, 
 ■ S Site, 
 ■ H Home 
 ■ A Away 
 N Neutral

Average RPI Win: 271		WON-LOST	WINNING	LAST 10	STRENGTH OF	OPP. STRENGTH	TEAM	ADJ.	CONF.	ADJ CONF.
Average RPI Loss: 157		RECORD	PCT. RANK	GAMES	SCHEDULE	OF SCHEDULE	RPI	RPI	RPI	RPI
DIV. I ONLY		11- 9	140	6- 4	308	284	225	225	29	29
DIV. I NON-CONF.		3- 5	214	0- 1	115	39	171	171	33	33
TOTALS		RPI 1-25	RPI 26-50	W-L RECORDS	RPI 51-100	RPI 101-150	RPI 150+			
11- 9	0- 1		0- 1	OVERALL	1- 1	1- 1	9- 5			
8- 2	0- 0		0- 0	HOME	1- 0	1- 1	6- 1			
3- 6	0- 1		0- 1	AWAY	0- 1	0- 0	3- 3			
0- 1	0- 0		0- 0	NEUTRAL	0- 0	0- 0	0- 1			
3- 5	0- 1		0- 1	NON-CONFERENCE	0- 1	1- 1	2- 1			
2- 1	0- 0		0- 0	HOME	0- 0	1- 1	1- 0			
1- 3	0- 1		0- 1	AWAY	0- 1	0- 0	1- 0			
0- 1	0- 0		0- 0	NEUTRAL	0- 0	0- 0	0- 1			
8- 4	0- 0		0- 0	CONFERENCE	1- 0	0- 0	7- 4			
6- 1	0- 0		0- 0	HOME	1- 0	0- 0	5- 1			
2- 3	0- 0		0- 0	AWAY	0- 0	0- 0	2- 3			
0- 0	0- 0		0- 0	NEUTRAL	0- 0	0- 0	0- 0			

RPI 1-25					
RPI	S	Opponent	Score		
1	A	Tennessee	48	81	
RPI 26-50					
RPI	S	Opponent	Score		
37	A	Ohio St.	52	66	
RPI 51-100					
RPI	S	Opponent	Score		
53	A	Wichita St.	20	66	
100	H	Liberty	63	58	
RPI 101+					
RPI	S	Opponent	Team's RPI: Score		
110	H	Furman	55	73	
141	H	Auburn	56	54	
156	A	High Point	55	81	
207	A	Radford	47	55	
217	N	George Mason	57	69	
236	H	Davidson	75	60	
237	H	Presbyterian	54	51	
246	H	Campbell	61	59	
305	H	Gardner-Webb	65	79	
312	H	UNC Asheville	75	55	
324	A	Coastal Caro.	62	81	
334	A	N.C. Central	71	63	
338	A	Longwood	63	62	
338	H	Longwood	81	48	
349	A	Charleston So.	79	50	
349	H	Charleston So.	77	40	
LAST 12 Division I GAMES:					
338	A	Longwood	63	62	
349	H	Charleston So.	77	40	
237	H	Presbyterian	54	51	
100	H	Liberty	63	58	
324	A	Coastal Caro.	62	81	
207	A	Radford	47	55	
156	A	High Point	55	81	
312	H	UNC Asheville	75	55	
305	H	Gardner-Webb	65	79	
349	A	Charleston So.	79	50	
338	H	Longwood	81	48	
53	A	Wichita St.	20	66	

Non-Div I Games:	Gallaudet	117	43
------------------	-----------	-----	----

Winthrop

■ Loss, ■ Non-Conf, S Site, H Home A Away N Neutral

Average RPI Win: <b>167</b>	WON-LOST	WINNING	LAST 10	STRENGTH OF	OPP. STRENGTH	TEAM	ADJ.	CONF.	ADJ CONF.
Average RPI Loss: <b>53</b>	RECORD	PCT. RANK	GAMES	SCHEDULE	OF SCHEDULE	RPI	RPI	RPI	RPI
DIV. I ONLY	8- 13	243	3- 7	39	6	129	129	4	4
DIV. I NON-CONF.	4- 6	207	1- 0	89	15	148	148	1	1
TOTALS	RPI 1-25	RPI 26-50	W-L RECORDS	RPI 51-100	RPI 101-150	RPI 150+			
8- 13	0- 2	1- 5	OVERALL	2- 5	0- 1	5- 0			
5- 5	0- 0	1- 5	HOME	0- 0	0- 0	4- 0			
3- 6	0- 1	0- 0	AWAY	2- 4	0- 1	1- 0			
0- 2	0- 1	0- 0	NEUTRAL	0- 1	0- 0	0- 0			
4- 6	0- 2	0- 1	NON-CONFERENCE	0- 3	0- 0	4- 0			
3- 1	0- 0	0- 1	HOME	0- 0	0- 0	3- 0			
1- 3	0- 1	0- 0	AWAY	0- 2	0- 0	1- 0			
0- 2	0- 1	0- 0	NEUTRAL	0- 1	0- 0	0- 0			
4- 7	0- 0	1- 4	CONFERENCE	2- 2	0- 1	1- 0			
2- 4	0- 0	1- 4	HOME	0- 0	0- 0	1- 0			
2- 3	0- 0	0- 0	AWAY	2- 2	0- 1	0- 0			
0- 0	0- 0	0- 0	NEUTRAL	0- 0	0- 0	0- 0			

RPI 1-25				RPI 26-50				RPI 51-100				RPI 101+				Team's RPI: 129	
RPI	S	Opponent	Score	RPI	S	Opponent	Score	RPI	S	Opponent	Score	RPI	S	Opponent	Score		
7	N	South Carolina	44 67	29	H	Nebraska	72 89	51	A	Northwestern	46 68	143	A	Indiana	52 69		
18	A	Green Bay	43 53	33	H	Minnesota	60 72	54	A	Purdue	65 56	166	A	Florida	51 48		
				37	H	Ohio St.	73 85	57	A	Miami (FL)	54 66	188	H	Oral Roberts	70 52		
				41	H	Michigan	63 53	60	N	East Carolina	43 61	199	H	Penn St.	65 46		
				44	H	Vanderbilt	58 67	73	A	Drake	77 89	281	H	Marquette	89 64		
				49	H	Rutgers	63 73	94	A	Michigan St.	71 77	315	H	Illinois St.	71 60		
								95	A	Illinois	73 62						
LAST 12 Division I GAMES:																	
				95	A	Illinois	73 62	143	A	Indiana	52 69						
				37	H	Ohio St.	73 85	199	H	Penn St.	65 46						
				94	A	Michigan St.	71 77	33	H	Minnesota	60 72						
				29	H	Nebraska	72 89	51	A	Northwestern	46 68						
				49	H	Rutgers	63 73	41	H	Michigan	63 53						
				54	A	Purdue	65 56	188	H	Oral Roberts	70 52						

Non-Div I Games:

Wisconsin

■ Loss, 
 ■ Non-Conf, S Site, 
 ■ Home 
 ■ Away 
 N Neutral

Average RPI Win: <b>325</b>	WON-LOST	WINNING	LAST 10	STRENGTH OF	OPP. STRENGTH	TEAM	ADJ.	CONF.	ADJ CONF.
Average RPI Loss: <b>184</b>	RECORD	PCT. RANK	GAMES	SCHEDULE	OF SCHEDULE	RPI	RPI	RPI	RPI
DIV. I ONLY	4- 15	306	2- 7	257	328	316	316	20	20
DIV. I NON-CONF.	3- 10	287	1- 4	322	347	331	331	20	20
TOTALS	RPI 1-25	RPI 26-50	W-L RECORDS	RPI 51-100	RPI 101-150	RPI 150+			
4- 15	0- 0	0- 2	OVERALL	0- 0	0- 3	4- 10			
2- 6	0- 0	0- 1	HOME	0- 0	0- 1	2- 4			
2- 8	0- 0	0- 1	AWAY	0- 0	0- 2	2- 5			
0- 1	0- 0	0- 0	NEUTRAL	0- 0	0- 0	0- 1			
3- 10	0- 0	0- 1	NON-CONFERENCE	0- 0	0- 0	3- 9			
1- 4	0- 0	0- 0	HOME	0- 0	0- 0	1- 4			
2- 5	0- 0	0- 1	AWAY	0- 0	0- 0	2- 4			
0- 1	0- 0	0- 0	NEUTRAL	0- 0	0- 0	0- 1			
1- 5	0- 0	0- 1	CONFERENCE	0- 0	0- 3	1- 1			
1- 2	0- 0	0- 1	HOME	0- 0	0- 1	1- 0			
0- 3	0- 0	0- 0	AWAY	0- 0	0- 2	0- 1			
0- 0	0- 0	0- 0	NEUTRAL	0- 0	0- 0	0- 0			

RPI S	Opponent	Score	RPI S	Opponent	Score	RPI S	Opponent	Score	RPI S	Opponent	Score	Team's RPI: 316
26	H Chattanooga	43 <b>70</b>	50	A Ohio	37 <b>84</b>				110	A Furman	56 <b>58</b>	
									121	A East Tenn. St.	47 <b>69</b>	
									121	H East Tenn. St.	47 <b>79</b>	
									162	H William & Mary	51 <b>71</b>	
									165	A Xavier	51 <b>75</b>	
									180	A Jacksonville St.	55 <b>70</b>	
									198	A Mercer	51 <b>80</b>	
									207	A Radford	59 <b>60</b>	
									232	A North Florida	60 <b>68</b>	
									274	H NJIT	50 <b>76</b>	
									291	H South Carolina St.	53 <b>59</b>	
									303	H UNC Greensboro	77 64	
									305	H Gardner-Webb	60 <b>65</b>	
									312	A UNC Asheville	70 52	
									322	N FIU	75 <b>83</b>	
									334	A N.C. Central	69 55	
									349	H Charleston So.	55 48	
LAST 12 Division I GAMES:												
303	H UNC Greensboro	77 64	334	A N.C. Central	69 55							
110	A Furman	56 <b>58</b>	274	H NJIT	50 <b>76</b>							
121	A East Tenn. St.	47 <b>69</b>	322	N FIU	75 <b>83</b>							
198	A Mercer	51 <b>80</b>	232	A North Florida	60 <b>68</b>							
121	H East Tenn. St.	47 <b>79</b>	162	H William & Mary	51 <b>71</b>							
26	H Chattanooga	43 <b>70</b>	207	A Radford	59 <b>60</b>							

Non-Div I Games:      Montreat                      87   36                      Bluefield Col.                      69   45

Wofford

Loss, Non-Conf, S Site, H Home A Away N Neutral



Average RPI Win:	247	WON-LOST	WINNING	LAST 10	STRENGTH OF	OPP. STRENGTH	TEAM	ADJ.	CONF.	ADJ CONF.
Average RPI Loss:	47	RECORD	PCT. RANK	GAMES	SCHEDULE	OF SCHEDULE	RPI	RPI	RPI	RPI
DIV. I ONLY	14- 5	47	7- 2	285	130	109	109	12	12	
DIV. I NON-CONF.	9- 3	60	3- 1	320	155	134	134	12	12	
TOTALS	RPI 1-25	RPI 26-50	W-L RECORDS	RPI 51-100	RPI 101-150	RPI 150+				
14- 5	0- 2	0- 0	OVERALL	0- 3	1- 0	13- 0				
6- 2	0- 2	0- 0	HOME	0- 0	1- 0	5- 0				
6- 3	0- 0	0- 0	AWAY	0- 3	0- 0	6- 0				
2- 0	0- 0	0- 0	NEUTRAL	0- 0	0- 0	2- 0				
9- 3	0- 1	0- 0	NON-CONFERENCE	0- 2	0- 0	9- 0				
4- 1	0- 1	0- 0	HOME	0- 0	0- 0	4- 0				
3- 2	0- 0	0- 0	AWAY	0- 2	0- 0	3- 0				
2- 0	0- 0	0- 0	NEUTRAL	0- 0	0- 0	2- 0				
5- 2	0- 1	0- 0	CONFERENCE	0- 1	1- 0	4- 0				
2- 1	0- 1	0- 0	HOME	0- 0	1- 0	1- 0				
3- 1	0- 0	0- 0	AWAY	0- 1	0- 0	3- 0				
0- 0	0- 0	0- 0	NEUTRAL	0- 0	0- 0	0- 0				

RPI	S	Opponent	Score
12	H	Dayton	76 79
18	H	Green Bay	59 68

RPI	S	Opponent	Score

RPI	S	Opponent	Score
54	A	Purdue	46 70
55	A	Youngstown St.	70 75
97	A	Butler	49 57

RPI	S	Opponent	Score	Team's RPI: 109
134	H	Cleveland St.	82 65	
164	H	Southern Ill.	70 50	
181	A	Northern Ky.	72 60	
218	H	Lamar	82 61	
227	H	Detroit	76 57	
234	A	Austin Peay	85 73	
248	A	Lipscomb	79 66	
249	A	Oakland	108 89	
271	A	Valparaiso	80 62	
272	A	Milwaukee	80 58	
278	N	UC Irvine	80 42	
301	N	Denver	72 63	
333	H	Murray St.	75 68	
344	H	Chicago St.	81 40	

## LAST 12 Division I GAMES:

249	A	Oakland	108 89	18	H	Green Bay	59 68
134	H	Cleveland St.	82 65	181	A	Northern Ky.	72 60
55	A	Youngstown St.	70 75	344	H	Chicago St.	81 40
271	A	Valparaiso	80 62	54	A	Purdue	46 70
272	A	Milwaukee	80 58	278	N	UC Irvine	80 42
227	H	Detroit	76 57	301	N	Denver	72 63

Non-Div I Games: Otterbein 104 51 Central St. (OH) 118 70

Wright St.

Loss, Non-Conf, S Site, H Home A Away N Neutral

## Wyoming

Through Games Of Feb. 1, 2015

Average RPI Win:	234	WON-LOST	WINNING	LAST 10	STRENGTH OF	OPP. STRENGTH	TEAM	ADJ.	CONF.	ADJ CONF.
Average RPI Loss:	130	RECORD	PCT. RANK	GAMES	SCHEDULE	OF SCHEDULE	RPI	RPI	RPI	RPI
DIV. I ONLY	7- 10	220	4- 6	192	141	215	215	21	21	
DIV. I NON-CONF.	3- 5	214	0- 2	208	144	232	232	19	19	
TOTALS	RPI 1-25	RPI 26-50	W-L RECORDS	RPI 51-100	RPI 101-150	RPI 150+				
7- 10	0- 0	0- 3	OVERALL	0- 1	2- 1	5- 5				
3- 4	0- 0	0- 2	HOME	0- 1	0- 0	3- 1				
3- 5	0- 0	0- 0	AWAY	0- 0	2- 1	1- 4				
1- 1	0- 0	0- 1	NEUTRAL	0- 0	0- 0	1- 0				
3- 5	0- 0	0- 2	NON-CONFERENCE	0- 0	1- 1	2- 2				
1- 2	0- 0	0- 1	HOME	0- 0	0- 0	1- 1				
1- 2	0- 0	0- 0	AWAY	0- 0	1- 1	0- 1				
1- 1	0- 0	0- 1	NEUTRAL	0- 0	0- 0	1- 0				
4- 5	0- 0	0- 1	CONFERENCE	0- 1	1- 0	3- 3				
2- 2	0- 0	0- 1	HOME	0- 1	0- 0	2- 0				
2- 3	0- 0	0- 0	AWAY	0- 0	1- 0	1- 3				
0- 0	0- 0	0- 0	NEUTRAL	0- 0	0- 0	0- 0				

RPI 1-25				RPI 26-50				RPI 51-100				RPI 101+				Team's RPI: 215
RPI	S	Opponent	Score	RPI	S	Opponent	Score	RPI	S	Opponent	Score	RPI	S	Opponent	Score	
				30	H	Fresno St.	65 66	77	H	Colorado St.	55 58	102	A	Colorado	71 76	
				40	N	Iowa St.	63 84					123	A	Montana	60 54	
				42	H	Gonzaga	56 70					127	A	Boise St.	64 59	
												154	A	New Mexico	54 60	
												173	H	Idaho	66 77	
												204	A	San Diego St.	54 57	
												212	A	Montana St.	52 79	
												241	A	Nevada	61 45	
												250	H	San Jose St.	96 60	
												257	H	Utah St.	86 51	
												264	A	UNLV	55 58	
												301	H	Denver	82 41	
												339	N	Howard	67 53	
LAST 12 Division I GAMES:																
				241	A	Nevada	61 45	77	H	Colorado St.	55 58					
				257	H	Utah St.	86 51	250	H	San Jose St.	96 60					
				154	A	New Mexico	54 60	264	A	UNLV	55 58					
				30	H	Fresno St.	65 66	102	A	Colorado	71 76					
				204	A	San Diego St.	54 57	42	H	Gonzaga	56 70					
				127	A	Boise St.	64 59	212	A	Montana St.	52 79					

Non-Div I Games: Western St. 104 29 South Dakota Mines 77 41

Wyoming

Loss, Non-Conf, S Site, H Home A Away N Neutral

Average RPI Win:	252	WON-LOST	WINNING	LAST 10	STRENGTH OF	OPP. STRENGTH	TEAM	ADJ.	CONF.	ADJ CONF.
Average RPI Loss:	81	RECORD	PCT. RANK	GAMES	SCHEDULE	OF SCHEDULE	RPI	RPI	RPI	RPI
DIV. I ONLY	13- 9	123	5- 5	251	127	165	165	9	9	
DIV. I NON-CONF.	8- 3	71	1- 1	309	282	157	157	8	8	
TOTALS	RPI 1-25	RPI 26-50	W-L RECORDS	RPI 51-100	RPI 101-150	RPI 150+				
13- 9	0- 0	0- 2	OVERALL	1- 6	0- 1	12- 0				
9- 3	0- 0	0- 0	HOME	1- 3	0- 0	8- 0				
4- 6	0- 0	0- 2	AWAY	0- 3	0- 1	4- 0				
0- 0	0- 0	0- 0	NEUTRAL	0- 0	0- 0	0- 0				
8- 3	0- 0	0- 1	NON-CONFERENCE	0- 1	0- 1	8- 0				
6- 1	0- 0	0- 0	HOME	0- 1	0- 0	6- 0				
2- 2	0- 0	0- 1	AWAY	0- 0	0- 1	2- 0				
0- 0	0- 0	0- 0	NEUTRAL	0- 0	0- 0	0- 0				
5- 6	0- 0	0- 1	CONFERENCE	1- 5	0- 0	4- 0				
3- 2	0- 0	0- 0	HOME	1- 2	0- 0	2- 0				
2- 4	0- 0	0- 1	AWAY	0- 3	0- 0	2- 0				
0- 0	0- 0	0- 0	NEUTRAL	0- 0	0- 0	0- 0				

RPI S	Opponent	Score	RPI S	Opponent	Score	RPI S	Opponent	Score	RPI S	Opponent	Score	Team's RPI: 165
32	A Seton Hall	54 78	46	A Middle Tenn.	68 90	66	A St. John's (NY)	42 65	140	A Kennesaw St.	60 61	
						81	A DePaul	61 84	196	H Robert Morris	70 65	
						85	H Villanova	34 54	235	A Providence	68 57	
						88	A Creighton	65 74	235	H Providence	71 59	
						88	H Creighton	66 65	237	H Presbyterian	45 43	
						93	H Virginia	62 71	238	H Monmouth	61 45	
						97	H Butler	54 58	248	H Lipscomb	62 38	
									276	H Georgetown	63 55	
									277	A Cincinnati	72 71	
									281	A Marquette	74 71	
									314	A Binghamton	89 71	
									316	H Wofford	75 51	
									337	H Ark.-Pine Bluff	89 52	
LAST 12 Division I GAMES:												
235	A Providence	68 57	32	A Seton Hall	54 78	235	H Providence	71 59				
88	A Creighton	65 74	88	H Creighton	66 65	281	A Marquette	74 71				
97	H Butler	54 58	140	A Kennesaw St.	60 61	248	H Lipscomb	62 38				
85	H Villanova	34 54										
276	H Georgetown	63 55										
81	A DePaul	61 84										

Non-Div I Games:

Xavier

■ Loss, 
■ Non-Conf, S Site, 
■ Home 
■ Away 
N Neutral

Average RPI Win:	243	WON-LOST	WINNING	LAST 10	STRENGTH OF	OPP. STRENGTH	TEAM	ADJ.	CONF.	ADJ CONF.
Average RPI Loss:	93	RECORD	PCT. RANK	GAMES	SCHEDULE	OF SCHEDULE	RPI	RPI	RPI	RPI
DIV. I ONLY	10- 7	125	7- 3	154	172	116	116	10	10	
DIV. I NON-CONF.	6- 7	174	4- 4	153	126	152	152	11	11	
TOTALS	RPI 1-25	RPI 26-50	W-L RECORDS	RPI 51-100	RPI 101-150	RPI 150+				
10- 7	0- 2	0- 1	OVERALL	1- 1	1- 2	8- 1				
7- 1	0- 0	0- 0	HOME	1- 1	1- 0	5- 0				
3- 5	0- 2	0- 1	AWAY	0- 0	0- 1	3- 1				
0- 1	0- 0	0- 0	NEUTRAL	0- 0	0- 1	0- 0				
6- 7	0- 2	0- 1	NON-CONFERENCE	1- 1	0- 2	5- 1				
4- 1	0- 0	0- 0	HOME	1- 1	0- 0	3- 0				
2- 5	0- 2	0- 1	AWAY	0- 0	0- 1	2- 1				
0- 1	0- 0	0- 0	NEUTRAL	0- 0	0- 1	0- 0				
4- 0	0- 0	0- 0	CONFERENCE	0- 0	1- 0	3- 0				
3- 0	0- 0	0- 0	HOME	0- 0	1- 0	2- 0				
1- 0	0- 0	0- 0	AWAY	0- 0	0- 0	1- 0				
0- 0	0- 0	0- 0	NEUTRAL	0- 0	0- 0	0- 0				

RPI 1-25				RPI 26-50				RPI 51-100				RPI 101+ Team's RPI: 116			
RPI	S	Opponent	Score	RPI	S	Opponent	Score	RPI	S	Opponent	Score	RPI	S	Opponent	Score
10	A	Arizona St.	51 69	27	A	Oklahoma	54 71	66	H	St. John's (NY)	50 61	106	H	Cornell	60 53
20	A	Washington	51 81					92	H	Maine	57 55	127	N	Boise St.	53 59
												146	A	Bucknell	66 73
												195	H	Holy Cross	83 70
												238	H	Monmouth	62 58
												258	A	UMass Lowell	72 80
												263	A	Brown	79 69
												263	H	Brown	66 49
												298	H	Boston U.	66 59
												317	H	Columbia	55 47
												325	A	Wagner	90 65
												330	A	Saint Peter's	53 45
LAST 12 Division I GAMES:															
106	H	Cornell	60 53	27	A	Oklahoma	54 71	10	A	Arizona St.	51 69	146	A	Bucknell	66 73
317	H	Columbia	55 47					325	A	Wagner	90 65	258	A	UMass Lowell	72 80
263	A	Brown	79 69					298	H	Boston U.	66 59				
263	H	Brown	66 49												
330	A	Saint Peter's	53 45												
92	H	Maine	57 55												

Non-Div I Games: Alas. Anchorage 63 72

Yale

Average RPI Win:	200	WON-LOST	WINNING	LAST 10	STRENGTH OF	OPP. STRENGTH	TEAM	ADJ.	CONF.	ADJ CONF.
Average RPI Loss:	128	RECORD	PCT. RANK	GAMES	SCHEDULE	OF SCHEDULE	RPI	RPI	RPI	RPI
DIV. I ONLY	13- 5	54	5- 5	95	259	55	55	12	12	
DIV. I NON-CONF.	9- 2	35	2- 2	132	281	38	38	12	12	
TOTALS	RPI 1-25	RPI 26-50	W-L RECORDS	RPI 51-100	RPI 101-150	RPI 150+				
13- 5	0- 1	0- 1	OVERALL	1- 0	3- 1	9- 2				
6- 1	0- 0	0- 0	HOME	1- 0	3- 0	2- 1				
6- 4	0- 1	0- 1	AWAY	0- 0	0- 1	6- 1				
1- 0	0- 0	0- 0	NEUTRAL	0- 0	0- 0	1- 0				
9- 2	0- 0	0- 1	NON-CONFERENCE	1- 0	1- 1	7- 0				
3- 0	0- 0	0- 0	HOME	1- 0	1- 0	1- 0				
5- 2	0- 0	0- 1	AWAY	0- 0	0- 1	5- 0				
1- 0	0- 0	0- 0	NEUTRAL	0- 0	0- 0	1- 0				
4- 3	0- 1	0- 0	CONFERENCE	0- 0	2- 0	2- 2				
3- 1	0- 0	0- 0	HOME	0- 0	2- 0	1- 1				
1- 2	0- 1	0- 0	AWAY	0- 0	0- 0	1- 1				
0- 0	0- 0	0- 0	NEUTRAL	0- 0	0- 0	0- 0				

RPI 1-25				RPI 26-50				RPI 51-100				RPI 101+			
RPI	S	Opponent	Score	RPI	S	Opponent	Score	RPI	S	Opponent	Score	RPI	S	Opponent	Score
18	A	Green Bay	43 66	39	A	Pittsburgh	52 78	78	H	Akron	75 62	106	A	Cornell	63 75
												109	H	Wright St.	75 70
												134	H	Cleveland St.	79 65
												146	H	Bucknell	69 54
												192	A	Ill.-Chicago	69 66
												196	A	Robert Morris	73 65
												207	A	Radford	70 44
												227	H	Detroit	58 59
												240	N	Nicholls St.	51 50
												242	A	Tennessee St.	73 66
												244	H	Niagara	83 61
												245	A	Canisius	80 48
												249	A	Oakland	82 85
												272	H	Milwaukee	87 64
												293	A	Kent St.	68 49
LAST 12 Division I GAMES:															
272	H	Milwaukee	87 64	192	A	Ill.-Chicago	69 66								
227	H	Detroit	58 59	106	A	Cornell	63 75								
249	A	Oakland	82 85	78	H	Akron	75 62								
109	H	Wright St.	75 70	39	A	Pittsburgh	52 78								
134	H	Cleveland St.	79 65	196	A	Robert Morris	73 65								
18	A	Green Bay	43 66	245	A	Canisius	80 48								

Non-Div I Games: Oberlin 92 43 Ohio Valley 84 33

Youngstown St.

Loss, Non-Conf, S Site, H Home A Away N Neutral