

Average RPI Win:	249	WON-LOST	WINNING	LAST 10	STRENGTH OF	OPP. STRENGTH	TEAM	ADJ.	CONF.	ADJ CONF.
Average RPI Loss:	150	RECORD	PCT. RANK	GAMES	SCHEDULE	OF SCHEDULE	RPI	RPI	RPI	RPI
DIV. I ONLY	12- 6	73	7-3	251	265	121	121	23	23	
DIV. I NON-CONF.	3- 4	201	0-1	238	186	171	171	20	20	
TOTALS	RPI 1-25	RPI 26-50	W-L RECORDS	RPI 51-100	RPI 101-150	RPI 150+				
12- 6	0- 2	0- 0	OVERALL	0- 0	2- 1	10- 3				
5- 1	0- 0	0- 0	HOME	0- 0	1- 1	4- 0				
6- 5	0- 2	0- 0	AWAY	0- 0	1- 0	5- 3				
1- 0	0- 0	0- 0	NEUTRAL	0- 0	0- 0	1- 0				
3- 4	0- 2	0- 0	NON-CONFERENCE	0- 0	0- 0	3- 2				
1- 0	0- 0	0- 0	HOME	0- 0	0- 0	1- 0				
1- 4	0- 2	0- 0	AWAY	0- 0	0- 0	1- 2				
1- 0	0- 0	0- 0	NEUTRAL	0- 0	0- 0	1- 0				
9- 2	0- 0	0- 0	CONFERENCE	0- 0	2- 1	7- 1				
4- 1	0- 0	0- 0	HOME	0- 0	1- 1	3- 0				
5- 1	0- 0	0- 0	AWAY	0- 0	1- 0	4- 1				
0- 0	0- 0	0- 0	NEUTRAL	0- 0	0- 0	0- 0				

RPI 1-25				RPI 26-50				RPI 51-100				RPI 101+ Team's RPI: 121			
RPI	S	Opponent	Score	RPI	S	Opponent	Score	RPI	S	Opponent	Score	RPI	S	Opponent	Score
11	A	Missouri St.	51 79									117	H	SFA	44 66
16	A	Texas A&M	48 85									120	A	Abilene Christian	70 58
												144	H	Sam Houston St.	57 54
												159	A	New Orleans	83 53
												211	H	Central Ark.	67 47
												213	H	Lamar University	49 39
												223	A	Southeastern La.	44 48
												255	A	South Alabama	82 83
												276	A	Texas St.	48 57
												288	H	Nicholls St.	55 49
												296	N	Prairie View	64 52
												300	A	UTRGV	59 54
												300	H	UTRGV	61 50
												303	A	Incarinate Word	64 38
												311	A	Houston Baptist	75 65
												342	A	Northwestern St.	72 59
LAST 10 Division I															
311	A	Houston Baptist	75 65	120	A	Abilene Christian	70 58								
144	H	Sam Houston St.	57 54	117	H	SFA	44 66								
303	A	Incarinate Word	64 38	223	A	Southeastern La.	44 48								
159	A	New Orleans	83 53	342	A	Northwestern St.	72 59								
213	H	Lamar University	49 39	16	A	Texas A&M	48 85								

Non-Div I Games: UNKNOWN 75 55 Huston-Tillotson 63 49 Texas Wesleyan 90 52

Average RPI Win: 226	WON-LOST	WINNING	LAST 10	STRENGTH OF	OPP. STRENGTH	TEAM	ADJ.	CONF.	ADJ CONF.
Average RPI Loss: 147	RECORD	PCT. RANK	GAMES	SCHEDULE	OF SCHEDULE	RPI	RPI	RPI	RPI
DIV. I ONLY	11- 4	48	7-3	263	230	120	120	23	23
DIV. I NON-CONF.	4- 1	52	1-0	269	86	73	73	20	20
TOTALS	RPI 1-25	RPI 26-50	W-L RECORDS	RPI 51-100	RPI 101-150	RPI 150+			
11- 4	0- 0	0- 1	OVERALL	0- 0	1- 2	10- 1			
5- 2	0- 0	0- 0	HOME	0- 0	0- 1	5- 1			
6- 2	0- 0	0- 1	AWAY	0- 0	1- 1	5- 0			
0- 0	0- 0	0- 0	NEUTRAL	0- 0	0- 0	0- 0			
4- 1	0- 0	0- 1	NON-CONFERENCE	0- 0	0- 0	4- 0			
2- 0	0- 0	0- 0	HOME	0- 0	0- 0	2- 0			
2- 1	0- 0	0- 1	AWAY	0- 0	0- 0	2- 0			
0- 0	0- 0	0- 0	NEUTRAL	0- 0	0- 0	0- 0			
7- 3	0- 0	0- 0	CONFERENCE	0- 0	1- 2	6- 1			
3- 2	0- 0	0- 0	HOME	0- 0	0- 1	3- 1			
4- 1	0- 0	0- 0	AWAY	0- 0	1- 1	3- 0			
0- 0	0- 0	0- 0	NEUTRAL	0- 0	0- 0	0- 0			

RPI 1-25			RPI 26-50			RPI 51-100			RPI 101+			Team's RPI: 120
RPI	S	Opponent	Score	RPI	S	Opponent	Score	RPI	S	Opponent	Score	
				45	A	Oklahoma	65 78					
								117	A	SFA	59 69	
								121	H	A&M-Corpus Christi	58 70	
								144	A	Sam Houston St.	81 73	
								156	A	Portland	76 69	
								159	H	New Orleans	76 62	
								197	A	Wright St.	83 64	
								211	A	Central Ark.	74 64	
								213	H	Lamar University	78 72	
								223	H	Southeastern La.	61 53	
								244	H	Tulsa	73 63	
								288	A	Nicholls St.	95 84	
								303	H	Incarnate Word	70 71	
								318	H	New Mexico St.	67 54	
								332	A	McNeese	90 73	
LAST 10 Division I												
303	H	Incarnate Word	70 71	121	H	A&M-Corpus Christi	58 70					
117	A	SFA	59 69	332	A	McNeese	90 73					
211	A	Central Ark.	74 64	213	H	Lamar University	78 72					
144	A	Sam Houston St.	81 73	318	H	New Mexico St.	67 54					
223	H	Southeastern La.	61 53	288	A	Nicholls St.	95 84					

Non-Div I Games: Howard Payne 96 38 Schreiner 110 37 Southwest (NM) 104 52 McMurry 111 43
Abilene Christian

Loss, Non-Conf, S Site, H Home A Away N Neutral

Average RPI Win:	304	WON-LOST	WINNING	LAST 10	STRENGTH OF	OPP. STRENGTH	TEAM	ADJ.	CONF.	ADJ CONF.
Average RPI Loss:	181	RECORD	PCT. RANK	GAMES	SCHEDULE	OF SCHEDULE	RPI	RPI	RPI	RPI
DIV. I ONLY	3- 17	326	1-9	227	255	314	314	17	17	
DIV. I NON-CONF.	1- 9	326	0-2	241	287	335	335	24	24	
TOTALS	RPI 1-25	RPI 26-50	W-L RECORDS	RPI 51-100	RPI 101-150	RPI 150+				
3- 17	0- 1	0- 1	OVERALL	0- 1	0- 3	3- 11				
1- 8	0- 0	0- 0	HOME	0- 0	0- 2	1- 6				
2- 9	0- 1	0- 1	AWAY	0- 1	0- 1	2- 5				
0- 0	0- 0	0- 0	NEUTRAL	0- 0	0- 0	0- 0				
1- 9	0- 1	0- 1	NON-CONFERENCE	0- 0	0- 1	1- 6				
1- 3	0- 0	0- 0	HOME	0- 0	0- 1	1- 2				
0- 6	0- 1	0- 1	AWAY	0- 0	0- 0	0- 4				
0- 0	0- 0	0- 0	NEUTRAL	0- 0	0- 0	0- 0				
2- 8	0- 0	0- 0	CONFERENCE	0- 1	0- 2	2- 5				
0- 5	0- 0	0- 0	HOME	0- 0	0- 1	0- 4				
2- 3	0- 0	0- 0	AWAY	0- 1	0- 1	2- 1				
0- 0	0- 0	0- 0	NEUTRAL	0- 0	0- 0	0- 0				

RPI 1-25				RPI 26-50				RPI 51-100				RPI 101+ Team's RPI: 314			
RPI	S	Opponent	Score	RPI	S	Opponent	Score	RPI	S	Opponent	Score	RPI	S	Opponent	Score
25	A	Arizona St.	56 87	47	A	Tennessee	54 81	71	A	Fresno St.	52 61	102	A	Boise St.	61 70
												118	H	San Diego	59 70
												135	H	San Jose St.	60 68
												156	H	Portland	56 72
												182	H	UNLV	60 67
												192	H	Wyoming	63 65
												201	H	New Mexico	53 75
												221	A	Northern Colo.	62 72
												236	A	Cal St. Fullerton	70 79
												260	A	Long Beach St.	68 74
												267	A	Colorado St.	40 60
												286	H	Army West Point	66 68
												287	A	Nevada	68 61
												290	A	Navy	59 67
												294	A	Utah St.	62 45
												294	H	Utah St.	52 53
												330	H	NJIT	68 48
LAST 10 Division I															
				71	A	Fresno St.	52 61			201	H	New Mexico	53 75		
				135	H	San Jose St.	60 68			294	A	Utah St.	62 45		
				294	H	Utah St.	52 53			182	H	UNLV	60 67		
				267	A	Colorado St.	40 60			236	A	Cal St. Fullerton	70 79		
				102	A	Boise St.	61 70			260	A	Long Beach St.	68 74		

Non-Div I Games: Neb. Wesleyan 93 42

Air Force

■ Loss,
 ■ Non-Conf, S Site,
 ■ Home
 ■ Away
 N Neutral

Average RPI Win: 239	WON-LOST	WINNING	LAST 10	STRENGTH OF	OPP. STRENGTH	TEAM	ADJ.	CONF.	ADJ CONF.
Average RPI Loss: 119	RECORD	PCT. RANK	GAMES	SCHEDULE	OF SCHEDULE	RPI	RPI	RPI	RPI
DIV. I ONLY	10- 10	178	4-6	186	192	198	198	10	10
DIV. I NON-CONF.	7- 4	100	1-0	223	316	154	154	10	10

TOTALS	RPI 1-25	RPI 26-50	W-L RECORDS	RPI 51-100	RPI 101-150	RPI 150+			
10- 10	0- 1	0- 1	OVERALL	0- 2	1- 1	9- 5			
5- 5	0- 1	0- 1	HOME	0- 0	1- 1	4- 2			
3- 5	0- 0	0- 0	AWAY	0- 2	0- 0	3- 3			
2- 0	0- 0	0- 0	NEUTRAL	0- 0	0- 0	2- 0			
7- 4	0- 0	0- 1	NON-CONFERENCE	0- 1	1- 1	6- 1			
3- 2	0- 0	0- 1	HOME	0- 0	1- 1	2- 0			
2- 2	0- 0	0- 0	AWAY	0- 1	0- 0	2- 1			
2- 0	0- 0	0- 0	NEUTRAL	0- 0	0- 0	2- 0			
3- 6	0- 1	0- 0	CONFERENCE	0- 1	0- 0	3- 4			
2- 3	0- 1	0- 0	HOME	0- 0	0- 0	2- 2			
1- 3	0- 0	0- 0	AWAY	0- 1	0- 0	1- 2			
0- 0	0- 0	0- 0	NEUTRAL	0- 0	0- 0	0- 0			

RPI 1-25				RPI 26-50				RPI 51-100				RPI 101+ Team's RPI: 198			
RPI	S	Opponent	Score	RPI	S	Opponent	Score	RPI	S	Opponent	Score	RPI	S	Opponent	Score
17	H	Central Mich.	72 77	46	H	Michigan	71 80	68	A	Ohio	57 70	110	H	Duquesne	63 88
								95	A	Butler	55 76	122	H	N.C. A&T	64 52
												151	A	Western Mich.	71 79
												151	H	Western Mich.	51 56
												170	A	Toledo	61 65
												173	H	Eastern Mich.	88 81
												180	H	Miami (OH)	70 62
												188	H	Northern Ill.	65 70
												195	A	Cleveland St.	62 66
												226	A	Bowling Green	76 73
												230	H	Youngstown St.	91 62
												233	N	Morgan St.	52 45
												289	A	St. Bonaventure	63 54
												291	N	Denver	88 72
												320	H	Purdue Fort Wayne	64 53
												325	A	Detroit Mercy	81 60

LAST 10 Division I															
173	H	Eastern Mich.	88 81	170	A	Toledo	61 65								
68	A	Ohio	57 70	226	A	Bowling Green	76 73								
151	A	Western Mich.	71 79	151	H	Western Mich.	51 56								
180	H	Miami (OH)	70 62	17	H	Central Mich.	72 77								
188	H	Northern Ill.	65 70	233	N	Morgan St.	52 45								

Non-Div I Games:

Akron

■ Loss,
 ■ Non-Conf, S Site,
 ■ Home
 ■ Away
 N Neutral

Alabama

Through Games Of Feb. 1, 2020

Average RPI Win:	160	WON-LOST	WINNING	LAST 10	STRENGTH OF	OPP. STRENGTH	TEAM	ADJ.	CONF.	ADJ CONF.
Average RPI Loss:	50	RECORD	PCT. RANK	GAMES	SCHEDULE	OF SCHEDULE	RPI	RPI	RPI	RPI
DIV. I ONLY	12- 9	128	4-6	16	79	69	69	4	4	
DIV. I NON-CONF.	10- 3	58	2-0	99	177	65	65	5	5	
TOTALS	RPI 1-25	RPI 26-50	W-L RECORDS	RPI 51-100	RPI 101-150	RPI 150+				
12- 9	0- 4	1- 2	OVERALL	3- 2	2- 0	6- 1				
7- 6	0- 3	0- 1	HOME	3- 1	0- 0	4- 1				
4- 2	0- 1	0- 1	AWAY	0- 0	2- 0	2- 0				
1- 1	0- 0	1- 0	NEUTRAL	0- 1	0- 0	0- 0				
10- 3	0- 0	1- 0	NON-CONFERENCE	2- 2	1- 0	6- 1				
6- 2	0- 0	0- 0	HOME	2- 1	0- 0	4- 1				
3- 0	0- 0	0- 0	AWAY	0- 0	1- 0	2- 0				
1- 1	0- 0	1- 0	NEUTRAL	0- 1	0- 0	0- 0				
2- 6	0- 4	0- 2	CONFERENCE	1- 0	1- 0	0- 0				
1- 4	0- 3	0- 1	HOME	1- 0	0- 0	0- 0				
1- 2	0- 1	0- 1	AWAY	0- 0	1- 0	0- 0				
0- 0	0- 0	0- 0	NEUTRAL	0- 0	0- 0	0- 0				

RPI	S	Opponent	Score	RPI	S	Opponent	Score	RPI	S	Opponent	Score	RPI	S	Opponent	Score
2	H	South Carolina	78 93	41	H	Arkansas	48 66	55	H	Iowa St.	66 75	129	A	Auburn	75 48
16	H	Texas A&M	74 79	47	A	Tennessee	63 65	58	H	North Carolina	83 77	140	A	Tulane	66 56
21	H	Kentucky	71 81	50	N	UNI	87 77	86	H	Colgate	72 52	152	H	Bethune-Cookman	60 49
24	A	LSU	60 71					88	N	Southern California	57 60	160	H	Hampton	61 64
								92	H	Vanderbilt	98 61	175	A	Clemson	67 54
												223	H	Southeastern La.	87 50
												232	H	Radford	85 51
												255	A	South Alabama	74 62
												329	H	Mercer	111 56
LAST 10 Division I															
41	H	Arkansas	48 66	21	H	Kentucky	71 81								
92	H	Vanderbilt	98 61	2	H	South Carolina	78 93								
16	H	Texas A&M	74 79	24	A	LSU	60 71								
47	A	Tennessee	63 65	223	H	Southeastern La.	87 50								
129	A	Auburn	75 48	232	H	Radford	85 51								

Non-Div I Games:

Alabama

■ Loss,
 ■ Non-Conf, S Site,
 ■ Home
 ■ Away
 N Neutral

RPI 1-25				RPI 26-50				RPI 51-100				RPI 101+ Team's RPI: 284			
RPI	S	Opponent	Score	RPI	S	Opponent	Score	RPI	S	Opponent	Score	RPI	S	Opponent	Score
								57	A	Nebraska	46 68	161	A	Jackson St.	53 67
								81	H	North Florida	64 73	166	N	North Ala.	65 80
								97	A	Cincinnati	47 62	181	A	Memphis	71 79
								99	H	Texas Southern	58 65	195	H	Austin Peay	61 67
												242	A	Southern U.	46 55
												243	A	San Diego St.	61 53
												291	A	Denver	86 83
												301	A	California Baptist	55 60
												317	H	Ark.-Pine Bluff	74 55
												321	A	Alcorn	74 67
												328	A	Georgia St.	67 52
												334	N	Alabama St.	75 48
												344	A	Grambling	59 69
												349	A	Florida A&M	77 53
												351	H	Mississippi Val.	68 48
LAST 10 Division I															
				99	H	Texas Southern	58 65	317	H	Ark.-Pine Bluff	74 55				
				242	A	Southern U.	46 55	161	A	Jackson St.	53 67				
				321	A	Alcorn	74 67	344	A	Grambling	59 69				
				334	N	Alabama St.	75 48	181	A	Memphis	71 79				
				351	H	Mississippi Val.	68 48	349	A	Florida A&M	77 53				

Non-Div I Games:

Average RPI Win: 333	WON-LOST	WINNING	LAST 10	STRENGTH OF	OPP. STRENGTH	TEAM	ADJ.	CONF.	ADJ CONF.
Average RPI Loss: 185	RECORD	PCT. RANK	GAMES	SCHEDULE	OF SCHEDULE	RPI	RPI	RPI	RPI
DIV. I ONLY	3- 14	319	2-8	318	264	334	334	31	31
DIV. I NON-CONF.	1- 8	322	0-2	84	69	284	284	29	29
TOTALS	RPI 1-25	RPI 26-50	W-L RECORDS	RPI 51-100	RPI 101-150	RPI 150+			
3- 14	0- 2	0- 0	OVERALL	0- 1	0- 2	3- 9			
2- 4	0- 0	0- 0	HOME	0- 0	0- 1	2- 3			
1- 9	0- 2	0- 0	AWAY	0- 1	0- 1	1- 5			
0- 1	0- 0	0- 0	NEUTRAL	0- 0	0- 0	0- 1			
1- 8	0- 2	0- 0	NON-CONFERENCE	0- 1	0- 2	1- 3			
1- 2	0- 0	0- 0	HOME	0- 0	0- 1	1- 1			
0- 6	0- 2	0- 0	AWAY	0- 1	0- 1	0- 2			
0- 0	0- 0	0- 0	NEUTRAL	0- 0	0- 0	0- 0			
2- 6	0- 0	0- 0	CONFERENCE	0- 0	0- 0	2- 6			
1- 2	0- 0	0- 0	HOME	0- 0	0- 0	1- 2			
1- 3	0- 0	0- 0	AWAY	0- 0	0- 0	1- 3			
0- 1	0- 0	0- 0	NEUTRAL	0- 0	0- 0	0- 1			

RPI 1-25				RPI 26-50				RPI 51-100				RPI 101+ Team's RPI: 334			
RPI	S	Opponent	Score	RPI	S	Opponent	Score	RPI	S	Opponent	Score	RPI	S	Opponent	Score
2	A	South Carolina	43 103					77	A	South Fla.	29 80	118	A	Wisconsin	67 85
20	A	DePaul	76 105									148	H	Samford	48 83
												161	A	Jackson St.	62 94
												166	H	North Ala.	60 81
												175	A	Clemson	43 76
												242	A	Southern U.	47 69
												268	A	Ole Miss	66 93
												284	N	Alabama A&M	48 75
												296	H	Prairie View	59 62
												305	H	Jacksonville St.	68 63
												317	H	Ark.-Pine Bluff	62 73
												321	A	Alcorn	63 73
												344	A	Grambling	73 59
												351	H	Mississippi Val.	77 64
LAST 10 Division I															
				296	H	Prairie View	59 62			351	H	Mississippi Val.	77 64		
				321	A	Alcorn	63 73			344	A	Grambling	73 59		
				242	A	Southern U.	47 69			161	A	Jackson St.	62 94		
				284	N	Alabama A&M	48 75			268	A	Ole Miss	66 93		
				317	H	Ark.-Pine Bluff	62 73			166	H	North Ala.	60 81		

Non-Div I Games: Mobile 76 66 Paine 84 58

Alabama St.

■ Loss,
 ■ Non-Conf,
 ■ S Site,
 ■ Home
 ■ A Away
 N Neutral

Albany (NY)

Through Games Of Feb. 1, 2020

Average RPI Win:	283	WON-LOST	WINNING	LAST 10	STRENGTH OF	OPP. STRENGTH	TEAM	ADJ.	CONF.	ADJ CONF.
Average RPI Loss:	213	RECORD	PCT. RANK	GAMES	SCHEDULE	OF SCHEDULE	RPI	RPI	RPI	RPI
DIV. I ONLY	7- 14	260	4-6	326	325	312	312	28	28	
DIV. I NON-CONF.	3- 9	279	0-1	328	302	329	329	27	27	
TOTALS	RPI 1-25	RPI 26-50	W-L RECORDS	RPI 51-100	RPI 101-150	RPI 150+				
7- 14	0- 0	0- 0	OVERALL	0- 2	0- 2	7- 10				
4- 7	0- 0	0- 0	HOME	0- 1	0- 1	4- 5				
3- 7	0- 0	0- 0	AWAY	0- 1	0- 1	3- 5				
0- 0	0- 0	0- 0	NEUTRAL	0- 0	0- 0	0- 0				
3- 9	0- 0	0- 0	NON-CONFERENCE	0- 1	0- 2	3- 6				
1- 5	0- 0	0- 0	HOME	0- 0	0- 1	1- 4				
2- 4	0- 0	0- 0	AWAY	0- 1	0- 1	2- 2				
0- 0	0- 0	0- 0	NEUTRAL	0- 0	0- 0	0- 0				
4- 5	0- 0	0- 0	CONFERENCE	0- 1	0- 0	4- 4				
3- 2	0- 0	0- 0	HOME	0- 1	0- 0	3- 1				
1- 3	0- 0	0- 0	AWAY	0- 0	0- 0	1- 3				
0- 0	0- 0	0- 0	NEUTRAL	0- 0	0- 0	0- 0				

RPI S	Opponent	Score	RPI S	Opponent	Score	RPI S	Opponent	Score	RPI S	Opponent	Score	Team's RPI: 312
83	A Marist	52	76	84	H Stony Brook	53	73	105	A Syracuse	53	75	
								142	H Cornell	51	71	
								162	H Lafayette	47	54	
								169	H Columbia	82	78	
								172	H Boston U.	58	60	
								186	H Binghamton	56	53	
								203	A UMass Lowell	51	53	
								247	A Maine	49	60	
								275	H New Hampshire	47	48	
								280	H Monmouth	41	53	
								295	A Vermont	36	52	
								295	H Vermont	58	49	
								302	H UMBC	56	51	
								306	A Siena	46	52	
								308	H St. Francis Brooklyn	41	49	
								319	A Bryant	55	68	
								341	A Canisius	70	53	
								345	A Central Conn. St.	73	63	
								346	A Hartford	68	63	
LAST 10 Division I												
295	A Vermont	36	52	275	H New Hampshire	47	48					
302	H UMBC	56	51	247	A Maine	49	60					
346	A Hartford	68	63	186	H Binghamton	56	53					
203	A UMass Lowell	51	53	295	H Vermont	58	49					
84	H Stony Brook	53	73	280	H Monmouth	41	53					

Non-Div I Games: FDU-Florham 81 21

Albany (NY)

Loss, Non-Conf, S Site, H Home A Away N Neutral

Average RPI Win:	333	WON-LOST	WINNING	LAST 10	STRENGTH OF	OPP. STRENGTH	TEAM	ADJ.	CONF.	ADJ CONF.
Average RPI Loss:	201	RECORD	PCT. RANK	GAMES	SCHEDULE	OF SCHEDULE	RPI	RPI	RPI	RPI
DIV. I ONLY	7- 12	245	5-5	351	328	321	321	31	31	
DIV. I NON-CONF.	2- 8	295	0-1	332	280	334	334	29	29	
TOTALS	RPI 1-25	RPI 26-50	W-L RECORDS	RPI 51-100	RPI 101-150	RPI 150+				
7- 12	0- 0	0- 0	OVERALL	0- 1	0- 2	7- 9				
3- 3	0- 0	0- 0	HOME	0- 0	0- 1	3- 2				
4- 7	0- 0	0- 0	AWAY	0- 1	0- 1	4- 5				
0- 2	0- 0	0- 0	NEUTRAL	0- 0	0- 0	0- 2				
2- 8	0- 0	0- 0	NON-CONFERENCE	0- 0	0- 2	2- 6				
1- 1	0- 0	0- 0	HOME	0- 0	0- 1	1- 0				
1- 5	0- 0	0- 0	AWAY	0- 0	0- 1	1- 4				
0- 2	0- 0	0- 0	NEUTRAL	0- 0	0- 0	0- 2				
5- 4	0- 0	0- 0	CONFERENCE	0- 1	0- 0	5- 3				
2- 2	0- 0	0- 0	HOME	0- 0	0- 0	2- 2				
3- 2	0- 0	0- 0	AWAY	0- 1	0- 0	3- 1				
0- 0	0- 0	0- 0	NEUTRAL	0- 0	0- 0	0- 0				

RPI 1-25				RPI 26-50				RPI 51-100				RPI 101+ Team's RPI: 321			
RPI	S	Opponent	Score	RPI	S	Opponent	Score	RPI	S	Opponent	Score	RPI	S	Opponent	Score
								99	A	Texas Southern	70 105	116	H	UAB	65 86
												117	A	SFA	62 67
												161	H	Jackson St.	67 83
												175	N	Clemson	46 77
												181	A	Memphis	51 57
												231	A	UTEP	47 92
												242	A	Southern U.	53 63
												256	A	North Texas	31 67
												268	N	Ole Miss	55 73
												276	A	Texas St.	59 67
												284	H	Alabama A&M	67 74
												296	A	Prairie View	68 63
												317	A	Ark.-Pine Bluff	77 75
												334	H	Alabama St.	73 63
												339	A	Tennessee St.	62 57
												344	H	Grambling	80 54
												349	H	Florida A&M	58 42
												351	A	Mississippi Val.	81 67
LAST 10 Division I															
				242	A	Southern U.	53 63					344	H	Grambling	80 54
				334	H	Alabama St.	73 63					161	H	Jackson St.	67 83
				284	H	Alabama A&M	67 74					99	A	Texas Southern	70 105
				317	A	Ark.-Pine Bluff	77 75					296	A	Prairie View	68 63
				351	A	Mississippi Val.	81 67					276	A	Texas St.	59 67

Non-Div I Games: Tougaloo 85 61 Louisiana Col. 86 50

Alcorn

Loss, Non-Conf, S Site, H Home A Away N Neutral

Average RPI Win: 180	WON-LOST	WINNING	LAST 10	STRENGTH OF	OPP. STRENGTH	TEAM	ADJ.	CONF.	ADJ CONF.
Average RPI Loss: 132	RECORD	PCT. RANK	GAMES	SCHEDULE	OF SCHEDULE	RPI	RPI	RPI	RPI
DIV. I ONLY	8- 12	234	4-6	100	148	183	183	15	15
DIV. I NON-CONF.	4- 6	212	0	170	89	206	206	16	16
TOTALS	RPI 1-25	RPI 26-50	W-L RECORDS	RPI 51-100	RPI 101-150	RPI 150+			
8- 12	0- 0	0- 0	OVERALL	2- 5	2- 2	4- 5			
6- 3	0- 0	0- 0	HOME	2- 1	1- 1	3- 1			
2- 8	0- 0	0- 0	AWAY	0- 3	1- 1	1- 4			
0- 1	0- 0	0- 0	NEUTRAL	0- 1	0- 0	0- 0			
4- 6	0- 0	0- 0	NON-CONFERENCE	1- 3	1- 0	2- 3			
3- 1	0- 0	0- 0	HOME	1- 1	1- 0	1- 0			
1- 4	0- 0	0- 0	AWAY	0- 1	0- 0	1- 3			
0- 1	0- 0	0- 0	NEUTRAL	0- 1	0- 0	0- 0			
4- 6	0- 0	0- 0	CONFERENCE	1- 2	1- 2	2- 2			
3- 2	0- 0	0- 0	HOME	1- 0	0- 1	2- 1			
1- 4	0- 0	0- 0	AWAY	0- 2	1- 1	0- 1			
0- 0	0- 0	0- 0	NEUTRAL	0- 0	0- 0	0- 0			

RPI 1-25			RPI 26-50			RPI 51-100			RPI 101+			Team's RPI: 183
RPI	S	Opponent	Score	RPI	S	Opponent	Score	RPI	S	Opponent	Score	
						60 H Minnesota	53 70	123 A Holy Cross			59 72	
						68 A Ohio	69 81	131 H George Washington			66 53	
						76 A Bucknell	43 68	141 A Lehigh			64 56	
						79 H Villanova	76 54	141 H Lehigh			63 64	
						86 A Colgate	62 63	162 H Lafayette			52 67	
						86 H Colgate	63 61	168 A Towson			60 63	
						93 N Buffalo	55 73	172 A Boston U.			44 59	
								205 A Saint Joseph's			51 72	
								209 H High Point			56 48	
								232 A Radford			59 55	
								235 A George Mason			55 73	
								274 H Loyola Maryland			63 44	
								286 H Army West Point			73 57	
LAST 10 Division I												
162 H Lafayette			52 67	76 A Bucknell			43 68					
141 A Lehigh			64 56	141 H Lehigh			63 64					
86 A Colgate			62 63	286 H Army West Point			73 57					
274 H Loyola Maryland			63 44	172 A Boston U.			44 59					
123 A Holy Cross			59 72	86 H Colgate			63 61					

Non-Div I Games:

American

■ Loss,
 ■ Non-Conf,
 S Site,
 ■ Home
 ■ Away
 N Neutral

Average RPI Win:	306	WON-LOST	WINNING	LAST 10	STRENGTH OF	OPP. STRENGTH	TEAM	ADJ.	CONF.	ADJ CONF.
Average RPI Loss:	146	RECORD	PCT. RANK	GAMES	SCHEDULE	OF SCHEDULE	RPI	RPI	RPI	RPI
DIV. I ONLY	6- 14	278	3-7	184	233	278	278	22	22	
DIV. I NON-CONF.	3- 8	268	0-1	186	244	256	256	21	21	
TOTALS	RPI 1-25	RPI 26-50	W-L RECORDS	RPI 51-100	RPI 101-150	RPI 150+				
6- 14	0- 1	0- 1	OVERALL	0- 1	0- 3	6- 8				
4- 4	0- 0	0- 0	HOME	0- 0	0- 2	4- 2				
1- 9	0- 1	0- 1	AWAY	0- 1	0- 1	1- 5				
1- 1	0- 0	0- 0	NEUTRAL	0- 0	0- 0	1- 1				
3- 8	0- 1	0- 1	NON-CONFERENCE	0- 0	0- 1	3- 5				
1- 2	0- 0	0- 0	HOME	0- 0	0- 0	1- 2				
1- 5	0- 1	0- 1	AWAY	0- 0	0- 1	1- 2				
1- 1	0- 0	0- 0	NEUTRAL	0- 0	0- 0	1- 1				
3- 6	0- 0	0- 0	CONFERENCE	0- 1	0- 2	3- 3				
3- 2	0- 0	0- 0	HOME	0- 0	0- 2	3- 0				
0- 4	0- 0	0- 0	AWAY	0- 1	0- 0	0- 3				
0- 0	0- 0	0- 0	NEUTRAL	0- 0	0- 0	0- 0				

RPI 1-25				RPI 26-50				RPI 51-100				RPI 101+ Team's RPI: 278			
RPI	S	Opponent	Score	RPI	S	Opponent	Score	RPI	S	Opponent	Score	RPI	S	Opponent	Score
2	A	South Carolina	50 92	46	A	Michigan	35 62	62	A	Troy	55 84	101	A	VCU	38 66
												113	H	UT Arlington	60 82
												127	H	Coastal Caro.	53 80
												152	N	Bethune-Cookman	44 61
												153	A	UNC Greensboro	47 54
												155	A	Elon	66 67
												176	A	Little Rock	63 68
												202	A	Arkansas St.	58 76
												239	H	Gardner-Webb	56 67
												255	A	South Alabama	66 81
												259	H	ETSU	61 67
												270	A	Wofford	54 51
												276	H	Texas St.	73 65
												292	H	Ga. Southern	83 75
												328	H	Georgia St.	65 37
												329	H	Mercer	77 68
												341	N	Canisius	74 57
LAST 10 Division I															
292	H	Ga. Southern	83 75	276	H	Texas St.	73 65								
328	H	Georgia St.	65 37	113	H	UT Arlington	60 82								
176	A	Little Rock	63 68	62	A	Troy	55 84								
127	H	Coastal Caro.	53 80	255	A	South Alabama	66 81								
202	A	Arkansas St.	58 76	153	A	UNC Greensboro	47 54								

Non-Div I Games:

Appalachian St.

■ Loss,
 ■ Non-Conf, S Site,
 ■ Home
 ■ Away
 N Neutral

Arizona

Through Games Of Feb. 1, 2020

Average RPI Win:	176	WON-LOST	WINNING	LAST 10	STRENGTH OF	OPP. STRENGTH	TEAM	ADJ.	CONF.	ADJ CONF.
Average RPI Loss:	8	RECORD	PCT. RANK	GAMES	SCHEDULE	OF SCHEDULE	RPI	RPI	RPI	RPI
DIV. I ONLY	17- 3	21	7-3	83	66	27	27	1	1	
DIV. I NON-CONF.	11- 0	1	1-0	338	264	85	85	1	1	
TOTALS	RPI 1-25	RPI 26-50	W-L RECORDS	RPI 51-100	RPI 101-150	RPI 150+				
17- 3	3- 3	1- 0	OVERALL	2- 0	1- 0	10- 0				
9- 2	2- 2	0- 0	HOME	0- 0	0- 0	7- 0				
8- 1	1- 1	1- 0	AWAY	2- 0	1- 0	3- 0				
0- 0	0- 0	0- 0	NEUTRAL	0- 0	0- 0	0- 0				
11- 0	0- 0	1- 0	NON-CONFERENCE	0- 0	0- 0	10- 0				
7- 0	0- 0	0- 0	HOME	0- 0	0- 0	7- 0				
4- 0	0- 0	1- 0	AWAY	0- 0	0- 0	3- 0				
0- 0	0- 0	0- 0	NEUTRAL	0- 0	0- 0	0- 0				
6- 3	3- 3	0- 0	CONFERENCE	2- 0	1- 0	0- 0				
2- 2	2- 2	0- 0	HOME	0- 0	0- 0	0- 0				
4- 1	1- 1	0- 0	AWAY	2- 0	1- 0	0- 0				
0- 0	0- 0	0- 0	NEUTRAL	0- 0	0- 0	0- 0				

RPI S	Opponent	Score	RPI S	Opponent	Score	RPI S	Opponent	Score	RPI S	Opponent	Score
1	H Oregon	64 71	34	A Texas	83 58	82	A Washington St.	74 67	108	A Washington	66 58
10	A UCLA	58 70				88	A Southern California	65 57	185	H Santa Clara	65 52
10	H UCLA	92 66							189	A Montana	77 42
12	H Oregon St.	61 63							199	H North Dakota	74 42
25	A Arizona St.	58 53							231	A UTEP	54 43
25	H Arizona St.	59 53							264	H UC Santa Barbara	61 42
									280	H Monmouth	86 34
									296	H Prairie View	83 48
									298	H UC Riverside	70 27
									339	H Tennessee St.	77 42
									347	A Chicago St.	82 50
LAST 10 Division I											
10	H UCLA	92 66	12	H Oregon St.	61 63						
25	H Arizona St.	59 53	10	A UCLA	58 70						
108	A Washington	66 58	88	A Southern California	65 57						
82	A Washington St.	74 67	25	A Arizona St.	58 53						
1	H Oregon	64 71	264	H UC Santa Barbara	61 42						

Non-Div I Games:

Arizona

Loss, Non-Conf, S Site, H Home A Away N Neutral

Average RPI Win:	153	WON-LOST	WINNING	LAST 10	STRENGTH OF	OPP. STRENGTH	TEAM	ADJ.	CONF.	ADJ CONF.
Average RPI Loss:	30	RECORD	PCT. RANK	GAMES	SCHEDULE	OF SCHEDULE	RPI	RPI	RPI	RPI
DIV. I ONLY	16- 5	41	7-3	46	31	25	25	1	1	
DIV. I NON-CONF.	10- 2	30	1-0	234	95	67	67	1	1	
TOTALS	RPI 1-25	RPI 26-50	W-L RECORDS	RPI 51-100	RPI 101-150	RPI 150+				
16- 5	2- 1	1- 3	OVERALL	5- 1	1- 0	7- 0				
10- 1	2- 0	1- 1	HOME	2- 0	0- 0	5- 0				
4- 3	0- 1	0- 1	AWAY	2- 1	1- 0	1- 0				
2- 1	0- 0	0- 1	NEUTRAL	1- 0	0- 0	1- 0				
10- 2	0- 0	1- 1	NON-CONFERENCE	2- 1	0- 0	7- 0				
7- 0	0- 0	1- 0	HOME	1- 0	0- 0	5- 0				
1- 1	0- 0	0- 0	AWAY	0- 1	0- 0	1- 0				
2- 1	0- 0	0- 1	NEUTRAL	1- 0	0- 0	1- 0				
6- 3	2- 1	0- 2	CONFERENCE	3- 0	1- 0	0- 0				
3- 1	2- 0	0- 1	HOME	1- 0	0- 0	0- 0				
3- 2	0- 1	0- 1	AWAY	2- 0	1- 0	0- 0				
0- 0	0- 0	0- 0	NEUTRAL	0- 0	0- 0	0- 0				

RPI	S	Opponent	Score	RPI	S	Opponent	Score	RPI	S	Opponent	Score	RPI	S	Opponent	Score
1	H	Oregon	72 66	26	N	Purdue	52 59	59	N	Middle Tenn.	61 60	108	A	Washington	67 50
10	A	UCLA	66 68	27	A	Arizona	53 59	60	A	Minnesota	66 80	201	H	New Mexico	84 47
12	H	Oregon St.	55 47	27	H	Arizona	53 58	66	H	BYU	60 52	228	H	Idaho St.	74 69
				28	H	Creighton	70 55	82	A	Washington St.	65 56	247	N	Maine	57 31
								88	A	Southern California	63 54	286	H	Army West Point	83 51
								88	H	Southern California	76 75	314	H	Air Force	87 56
												315	H	Cal Poly	66 41
												318	A	New Mexico St.	70 47
LAST 10 Division I															
88	H	Southern California	76 75	1	H	Oregon	72 66								
27	A	Arizona	53 59	88	A	Southern California	63 54								
82	A	Washington St.	65 56	10	A	UCLA	66 68								
108	A	Washington	67 50	27	H	Arizona	53 58								
12	H	Oregon St.	55 47	28	H	Creighton	70 55								

Non-Div I Games:

Arizona St.

Average RPI Win:	343	WON-LOST	WINNING	LAST 10	STRENGTH OF	OPP. STRENGTH	TEAM	ADJ.	CONF.	ADJ CONF.
Average RPI Loss:	175	RECORD	PCT. RANK	GAMES	SCHEDULE	OF SCHEDULE	RPI	RPI	RPI	RPI
DIV. I ONLY	3- 14	319	3-7	294	300	317	317	31	31	
DIV. I NON-CONF.	0- 9	338	0-2	73	160	309	309	29	29	
TOTALS	RPI 1-25	RPI 26-50	W-L RECORDS	RPI 51-100	RPI 101-150	RPI 150+				
3- 14	0- 0	0- 1	OVERALL	0- 3	0- 3	3- 7				
1- 2	0- 0	0- 0	HOME	0- 0	0- 0	1- 2				
2- 12	0- 0	0- 1	AWAY	0- 3	0- 3	2- 5				
0- 0	0- 0	0- 0	NEUTRAL	0- 0	0- 0	0- 0				
0- 9	0- 0	0- 1	NON-CONFERENCE	0- 2	0- 3	0- 3				
0- 0	0- 0	0- 0	HOME	0- 0	0- 0	0- 0				
0- 9	0- 0	0- 1	AWAY	0- 2	0- 3	0- 3				
0- 0	0- 0	0- 0	NEUTRAL	0- 0	0- 0	0- 0				
3- 5	0- 0	0- 0	CONFERENCE	0- 1	0- 0	3- 4				
1- 2	0- 0	0- 0	HOME	0- 0	0- 0	1- 2				
2- 3	0- 0	0- 0	AWAY	0- 1	0- 0	2- 2				
0- 0	0- 0	0- 0	NEUTRAL	0- 0	0- 0	0- 0				

RPI 1-25				RPI 26-50				RPI 51-100				RPI 101+				Team's RPI: 317	
RPI	S	Opponent	Score	RPI	S	Opponent	Score	RPI	S	Opponent	Score	RPI	S	Opponent	Score		
				47	A	Tennessee	51 92	55	A	Iowa St.	40 90	127	A	Coastal Caro.	69 76		
								82	A	Washington St.	56 85	132	A	Texas Tech	55 81		
								99	A	Texas Southern	77 78	149	A	Illinois	50 65		
												167	A	Wichita St.	50 100		
												202	A	Arkansas St.	60 81		
												241	A	Milwaukee	55 69		
												242	H	Southern U.	43 70		
												284	A	Alabama A&M	55 74		
												296	A	Prairie View	51 61		
												321	H	Alcorn	75 77		
												334	A	Alabama St.	73 62		
												344	H	Grambling	84 79		
												351	A	Mississippi Val.	80 77		
LAST 10 Division I																	
				344	H	Grambling	84 79					334	A	Alabama St.	73 62		
				99	A	Texas Southern	77 78					284	A	Alabama A&M	55 74		
				296	A	Prairie View	51 61					351	A	Mississippi Val.	80 77		
				321	H	Alcorn	75 77					132	A	Texas Tech	55 81		
				242	H	Southern U.	43 70					167	A	Wichita St.	50 100		

Non-Div I Games: Philander Smith 66 54

Ark.-Pine Bluff

■ Loss,
 ■ Non-Conf,
 ■ S Site,
 ■ Home
 ■ A Away
 N Neutral

Arkansas

Through Games Of Feb. 1, 2020

Average RPI Win:	157	WON-LOST	WINNING	LAST 10	STRENGTH OF	OPP. STRENGTH	TEAM	ADJ.	CONF.	ADJ CONF.
Average RPI Loss:	58	RECORD	PCT. RANK	GAMES	SCHEDULE	OF SCHEDULE	RPI	RPI	RPI	RPI
DIV. I ONLY	17- 4	31	7-3	112	34	41	41	4	4	
DIV. I NON-CONF.	12- 1	9	2-0	199	131	38	38	5	5	
TOTALS	RPI 1-25	RPI 26-50	W-L RECORDS	RPI 51-100	RPI 101-150	RPI 150+				
17- 4	0- 2	0- 0	OVERALL	5- 1	6- 1	6- 0				
12- 2	0- 1	0- 0	HOME	3- 1	3- 0	6- 0				
3- 2	0- 1	0- 0	AWAY	2- 0	1- 1	0- 0				
2- 0	0- 0	0- 0	NEUTRAL	0- 0	2- 0	0- 0				
12- 1	0- 0	0- 0	NON-CONFERENCE	3- 0	3- 1	6- 0				
10- 0	0- 0	0- 0	HOME	3- 0	1- 0	6- 0				
0- 1	0- 0	0- 0	AWAY	0- 0	0- 1	0- 0				
2- 0	0- 0	0- 0	NEUTRAL	0- 0	2- 0	0- 0				
5- 3	0- 2	0- 0	CONFERENCE	2- 1	3- 0	0- 0				
2- 2	0- 1	0- 0	HOME	0- 1	2- 0	0- 0				
3- 1	0- 1	0- 0	AWAY	2- 0	1- 0	0- 0				
0- 0	0- 0	0- 0	NEUTRAL	0- 0	0- 0	0- 0				

RPI 1-25				RPI 26-50		Team's RPI: 41		RPI 51-100				RPI 101+			
RPI	S	Opponent	Score	RPI	S	Opponent	Score	RPI	S	Opponent	Score	RPI	S	Opponent	Score
2	A	South Carolina	82 91					65	H	Belmont	91 60	112	N	Fordham	71 59
16	H	Texas A&M	77 84					69	A	Alabama	66 48	118	N	Wisconsin	68 64
								73	H	UT Martin	96 46	129	A	Auburn	86 70
								75	H	Georgia	55 64	136	H	Kansas St.	81 72
								84	H	Stony Brook	88 58	137	A	California	80 84
								92	A	Vanderbilt	100 66	139	H	Florida	79 57
												145	H	Missouri	90 73
												159	H	New Orleans	82 52
												176	H	Little Rock	86 53
												244	H	Tulsa	91 41
												252	H	Oral Roberts	96 64
												332	H	McNeese	101 58
												342	H	Northwestern St.	99 39
LAST 10 Division I															
69	A	Alabama	66 48	2	A	South Carolina	82 91	129	A	Auburn	86 70	16	H	Texas A&M	77 84
139	H	Florida	79 57	73	H	UT Martin	96 46	176	H	Little Rock	86 53				
75	H	Georgia	55 64												
92	A	Vanderbilt	100 66												
145	H	Missouri	90 73												

Non-Div I Games:

Arkansas

■ Loss,
 ■ Non-Conf,
 ■ S Site,
 ■ H Home
 ■ A Away
 N Neutral

Average RPI Win:	276	WON-LOST	WINNING	LAST 10	STRENGTH OF	OPP. STRENGTH	TEAM	ADJ.	CONF.	ADJ CONF.
Average RPI Loss:	145	RECORD	PCT. RANK	GAMES	SCHEDULE	OF SCHEDULE	RPI	RPI	RPI	RPI
DIV. I ONLY	8- 11	225	6-4	190	253	202	202	22	22	
DIV. I NON-CONF.	2- 8	295	0-1	104	234	245	245	21	21	
TOTALS	RPI 1-25	RPI 26-50	W-L RECORDS	RPI 51-100	RPI 101-150	RPI 150+				
8- 11	0- 2	0- 0	OVERALL	0- 0	1- 3	7- 6				
5- 1	0- 0	0- 0	HOME	0- 0	1- 1	4- 0				
3- 9	0- 2	0- 0	AWAY	0- 0	0- 1	3- 6				
0- 1	0- 0	0- 0	NEUTRAL	0- 0	0- 1	0- 0				
2- 8	0- 2	0- 0	NON-CONFERENCE	0- 0	0- 2	2- 4				
1- 1	0- 0	0- 0	HOME	0- 0	0- 1	1- 0				
1- 6	0- 2	0- 0	AWAY	0- 0	0- 0	1- 4				
0- 1	0- 0	0- 0	NEUTRAL	0- 0	0- 1	0- 0				
6- 3	0- 0	0- 0	CONFERENCE	0- 0	1- 1	5- 2				
4- 0	0- 0	0- 0	HOME	0- 0	1- 0	3- 0				
2- 3	0- 0	0- 0	AWAY	0- 0	0- 1	2- 2				
0- 0	0- 0	0- 0	NEUTRAL	0- 0	0- 0	0- 0				

RPI 1-25				RPI 26-50				RPI 51-100				RPI 101+ Team's RPI: 202			
RPI	S	Opponent	Score	RPI	S	Opponent	Score	RPI	S	Opponent	Score	RPI	S	Opponent	Score
5	A	Baylor	43 111									113	A	UT Arlington	44 71
20	A	DePaul	64 109									122	N	N.C. A&T	50 55
												127	H	Coastal Caro.	63 61
												138	H	Southeast Mo. St.	67 79
												154	A	Louisiana	43 83
												176	A	Little Rock	58 67
												181	A	Memphis	50 78
												208	A	Murray St.	62 77
												234	A	Louisiana Tech	54 67
												243	A	San Diego St.	71 62
												244	A	Tulsa	77 79
												276	A	Texas St.	56 53
												278	H	Appalachian St.	76 58
												292	H	Ga. Southern	69 62
												317	H	Ark.-Pine Bluff	81 60
												328	H	Georgia St.	70 68
												348	A	La.-Monroe	54 53
LAST 10 Division I															
348	A	La.-Monroe	54 53	292	H	Ga. Southern	69 62								
127	H	Coastal Caro.	63 61	328	H	Georgia St.	70 68								
154	A	Louisiana	43 83	276	A	Texas St.	56 53								
176	A	Little Rock	58 67	113	A	UT Arlington	44 71								
278	H	Appalachian St.	76 58	234	A	Louisiana Tech	54 67								

Non-Div I Games: Central Baptist 88 63

Arkansas St.

■ Loss,
 ■ Non-Conf, S Site,
 ■ Home
 ■ Away
 N Neutral

Average RPI Win:	284	WON-LOST	WINNING	LAST 10	STRENGTH OF	OPP. STRENGTH	TEAM	ADJ.	CONF.	ADJ CONF.
Average RPI Loss:	149	RECORD	PCT. RANK	GAMES	SCHEDULE	OF SCHEDULE	RPI	RPI	RPI	RPI
DIV. I ONLY	5- 16	300	1-9	160	237	286	286	15	15	
DIV. I NON-CONF.	4- 7	225	0	237	297	255	255	16	16	
TOTALS	RPI 1-25	RPI 26-50	W-L RECORDS	RPI 51-100	RPI 101-150	RPI 150+				
5- 16	0- 2	0- 1	OVERALL	0- 3	1- 2	4- 8				
3- 7	0- 1	0- 0	HOME	0- 1	1- 2	2- 3				
2- 9	0- 1	0- 1	AWAY	0- 2	0- 0	2- 5				
0- 0	0- 0	0- 0	NEUTRAL	0- 0	0- 0	0- 0				
4- 7	0- 2	0- 1	NON-CONFERENCE	0- 0	0- 1	4- 3				
2- 3	0- 1	0- 0	HOME	0- 0	0- 1	2- 1				
2- 4	0- 1	0- 1	AWAY	0- 0	0- 0	2- 2				
0- 0	0- 0	0- 0	NEUTRAL	0- 0	0- 0	0- 0				
1- 9	0- 0	0- 0	CONFERENCE	0- 3	1- 1	0- 5				
1- 4	0- 0	0- 0	HOME	0- 1	1- 1	0- 2				
0- 5	0- 0	0- 0	AWAY	0- 2	0- 0	0- 3				
0- 0	0- 0	0- 0	NEUTRAL	0- 0	0- 0	0- 0				

RPI	S	Opponent	Score	RPI	S	Opponent	Score	RPI	S	Opponent	Score	RPI	S	Opponent	Score	Team's RPI: 286
22	H	TCU	52 66	44	A	St. John's (NY)	60 96	76	A	Bucknell	46 77	123	H	Holy Cross	61 48	
25	A	Arizona St.	51 83					76	H	Bucknell	52 63	141	H	Lehigh	65 94	
								86	A	Colgate	93 100	147	H	William & Mary	65 77	
												162	H	Lafayette	52 57	
												169	H	Columbia	62 71	
												172	H	Boston U.	66 72	
												183	A	American	57 73	
												215	A	Manhattan	56 86	
												274	A	Loyola Maryland	59 68	
												290	A	Navy	45 57	
												308	A	St. Francis Brooklyn	64 70	
												314	A	Air Force	68 66	
												319	H	Bryant	81 75	
												331	A	Fairleigh Dickinson	70 68	
												335	H	LIU Brooklyn	67 60	
LAST 10 Division I																
141	H	Lehigh	65 94	123	H	Holy Cross	61 48									
76	A	Bucknell	46 77	172	H	Boston U.	66 72									
290	A	Navy	45 57	183	A	American	57 73									
162	H	Lafayette	52 57	86	A	Colgate	93 100									
274	A	Loyola Maryland	59 68	76	H	Bucknell	52 63									

Non-Div I Games:

Army West Point

■ Loss,
 ■ Non-Conf,
 ■ S Site,
 ■ H Home
 ■ A Away
 N Neutral

Average RPI Win: 220	WON-LOST	WINNING	LAST 10	STRENGTH OF	OPP. STRENGTH	TEAM	ADJ.	CONF.	ADJ CONF.
Average RPI Loss: 59	RECORD	PCT. RANK	GAMES	SCHEDULE	OF SCHEDULE	RPI	RPI	RPI	RPI
DIV. I ONLY	7- 12	245	3-7	13	83	129	129	4	4
DIV. I NON-CONF.	6- 5	151	2-0	20	194	78	78	5	5
TOTALS	RPI 1-25	RPI 26-50	W-L RECORDS	RPI 51-100	RPI 101-150	RPI 150+			
7- 12	0- 3	0- 3	OVERALL	1- 4	0- 2	6- 0			
5- 4	0- 0	0- 2	HOME	0- 1	0- 1	5- 0			
1- 6	0- 3	0- 0	AWAY	0- 2	0- 1	1- 0			
1- 2	0- 0	0- 1	NEUTRAL	1- 1	0- 0	0- 0			
6- 5	0- 1	0- 2	NON-CONFERENCE	1- 1	0- 1	5- 0			
4- 1	0- 0	0- 1	HOME	0- 0	0- 0	4- 0			
1- 2	0- 1	0- 0	AWAY	0- 0	0- 1	1- 0			
1- 2	0- 0	0- 1	NEUTRAL	1- 1	0- 0	0- 0			
1- 7	0- 2	0- 1	CONFERENCE	0- 3	0- 1	1- 0			
1- 3	0- 0	0- 1	HOME	0- 1	0- 1	1- 0			
0- 4	0- 2	0- 0	AWAY	0- 2	0- 0	0- 0			
0- 0	0- 0	0- 0	NEUTRAL	0- 0	0- 0	0- 0			

RPI 1-25				RPI 26-50				RPI 51-100				RPI 101+ Team's RPI: 129			
RPI	S	Opponent	Score	RPI	S	Opponent	Score	RPI	S	Opponent	Score	RPI	S	Opponent	Score
14	A	Mississippi St.	73 78	30	N	Drake	82 83	59	N	Middle Tenn.	50 73	116	A	UAB	75 80
21	A	Kentucky	61 68	31	H	Old Dominion	77 89	69	H	Alabama	48 75	139	H	Florida	63 83
22	A	TCU	65 80	41	H	Arkansas	70 86	75	A	Georgia	50 61	152	H	Bethune-Cookman	74 56
								85	N	Dayton	76 74	205	H	Saint Joseph's	66 62
								92	A	Vanderbilt	55 77	255	A	South Alabama	82 62
												268	H	Ole Miss	59 43
												270	H	Wofford	84 82
												305	H	Jacksonville St.	62 53
LAST 10 Division I															
14	A	Mississippi St.	73 78	139	H	Florida	63 83								
21	A	Kentucky	61 68	41	H	Arkansas	70 86								
268	H	Ole Miss	59 43	92	A	Vanderbilt	55 77								
75	A	Georgia	50 61	305	H	Jacksonville St.	62 53								
69	H	Alabama	48 75	152	H	Bethune-Cookman	74 56								

Non-Div I Games:

Auburn

■ Loss,
 ■ Non-Conf,
 ■ S Site,
 ■ H Home
 ■ A Away
 N Neutral

Average RPI Win:	269	WON-LOST	WINNING	LAST 10	STRENGTH OF	OPP. STRENGTH	TEAM	ADJ.	CONF.	ADJ CONF.
Average RPI Loss:	116	RECORD	PCT. RANK	GAMES	SCHEDULE	OF SCHEDULE	RPI	RPI	RPI	RPI
DIV. I ONLY	10- 9	162	3-7	230	303	195	195	20	20	
DIV. I NON-CONF.	7- 2	54	0	286	269	94	94	23	23	
TOTALS	RPI 1-25	RPI 26-50	W-L RECORDS	RPI 51-100	RPI 101-150	RPI 150+				
10- 9	0- 1	0- 0	OVERALL	1- 3	0- 3	9- 2				
4- 4	0- 0	0- 0	HOME	1- 2	0- 1	3- 1				
5- 5	0- 1	0- 0	AWAY	0- 1	0- 2	5- 1				
1- 0	0- 0	0- 0	NEUTRAL	0- 0	0- 0	1- 0				
7- 2	0- 1	0- 0	NON-CONFERENCE	1- 0	0- 1	6- 0				
2- 0	0- 0	0- 0	HOME	1- 0	0- 0	1- 0				
4- 2	0- 1	0- 0	AWAY	0- 0	0- 1	4- 0				
1- 0	0- 0	0- 0	NEUTRAL	0- 0	0- 0	1- 0				
3- 7	0- 0	0- 0	CONFERENCE	0- 3	0- 2	3- 2				
2- 4	0- 0	0- 0	HOME	0- 2	0- 1	2- 1				
1- 3	0- 0	0- 0	AWAY	0- 1	0- 1	1- 1				
0- 0	0- 0	0- 0	NEUTRAL	0- 0	0- 0	0- 0				

RPI 1-25				RPI 26-50				RPI 51-100				RPI 101+ Team's RPI: 195			
RPI	S	Opponent	Score	RPI	S	Opponent	Score	RPI	S	Opponent	Score	RPI	S	Opponent	Score
21	A	Kentucky	52 81					65	H	Belmont	52 53	138	A	Southeast Mo. St.	43 81
								73	A	UT Martin	61 65	138	H	Southeast Mo. St.	66 79
								73	H	UT Martin	61 69	149	A	Illinois	62 76
								74	H	Illinois St.	77 72	163	A	Tennessee Tech	49 58
												186	N	Binghamton	80 63
												219	A	Chattanooga	50 49
												227	H	Eastern Ill.	47 76
												283	A	FIU	58 56
												284	A	Alabama A&M	67 61
												305	A	Jacksonville St.	63 57
												324	H	Evansville	80 64
												326	H	SIUE	74 61
												339	H	Tennessee St.	76 58
												351	A	Mississippi Val.	100 82
LAST 10 Division I															
				227	H	Eastern Ill.	47 76	138	A	Southeast Mo. St.	43 81				
				326	H	SIUE	74 61	305	A	Jacksonville St.	63 57				
				65	H	Belmont	52 53	163	A	Tennessee Tech	49 58				
				339	H	Tennessee St.	76 58	73	H	UT Martin	61 69				
				73	A	UT Martin	61 65	138	H	Southeast Mo. St.	66 79				

Non-Div I Games: Christian Bros. 82 62 Ky. Wesleyan 103 70

Austin Peay

Loss, Non-Conf, S Site, H Home A Away N Neutral

Average RPI Win:	189	WON-LOST	WINNING	LAST 10	STRENGTH OF	OPP. STRENGTH	TEAM	ADJ.	CONF.	ADJ CONF.
Average RPI Loss:	62	RECORD	PCT. RANK	GAMES	SCHEDULE	OF SCHEDULE	RPI	RPI	RPI	RPI
DIV. I ONLY	12- 8	114	7-3	57	90	66	66	11	11	
DIV. I NON-CONF.	4- 5	195	0	62	58	111	111	11	11	
TOTALS	RPI 1-25	RPI 26-50	W-L RECORDS	RPI 51-100	RPI 101-150	RPI 150+				
12- 8	0- 4	0- 0	OVERALL	1- 1	3- 2	8- 1				
5- 3	0- 1	0- 0	HOME	0- 0	1- 1	4- 1				
6- 4	0- 2	0- 0	AWAY	1- 1	1- 1	4- 0				
1- 1	0- 1	0- 0	NEUTRAL	0- 0	1- 0	0- 0				
4- 5	0- 2	0- 0	NON-CONFERENCE	1- 1	1- 2	2- 0				
2- 1	0- 0	0- 0	HOME	0- 0	0- 1	2- 0				
1- 3	0- 1	0- 0	AWAY	1- 1	0- 1	0- 0				
1- 1	0- 1	0- 0	NEUTRAL	0- 0	1- 0	0- 0				
8- 3	0- 2	0- 0	CONFERENCE	0- 0	2- 0	6- 1				
3- 2	0- 1	0- 0	HOME	0- 0	1- 0	2- 1				
5- 1	0- 1	0- 0	AWAY	0- 0	1- 0	4- 0				
0- 0	0- 0	0- 0	NEUTRAL	0- 0	0- 0	0- 0				

RPI 1-25				RPI 26-50				RPI 51-100 Team's RPI: 66				RPI 101+			
RPI	S	Opponent	Score	RPI	S	Opponent	Score	RPI	S	Opponent	Score	RPI	S	Opponent	Score
6	A	Gonzaga	44 59					71	A	Fresno St.	71 65	102	A	Boise St.	55 66
6	H	Gonzaga	43 55					82	A	Washington St.	50 67	107	H	Utah	73 77
12	N	Oregon St.	34 65									111	A	Pacific	76 66
25	A	Arizona St.	52 60									118	H	San Diego	52 36
												135	N	San Jose St.	75 56
												156	A	Portland	66 54
												156	H	Portland	48 57
												174	A	Saint Mary's (CA)	65 55
												185	H	Santa Clara	71 48
												214	A	Pepperdine	65 47
												220	H	San Francisco	57 44
												263	A	LMU (CA)	59 44
												294	H	Utah St.	67 50
												327	H	Utah Valley	71 57
LAST 10 Division I															
6	A	Gonzaga	44 59	111	A	Pacific	76 66								
156	A	Portland	66 54	118	H	San Diego	52 36								
185	H	Santa Clara	71 48	156	H	Portland	48 57								
220	H	San Francisco	57 44	6	H	Gonzaga	43 55								
174	A	Saint Mary's (CA)	65 55	214	A	Pepperdine	65 47								

Non-Div I Games: Tex. A&M-Kingsville90 38

BYU

Loss, Non-Conf, S Site, H Home A Away N Neutral

Average RPI Win:	179	WON-LOST	WINNING	LAST 10	STRENGTH OF	OPP. STRENGTH	TEAM	ADJ.	CONF.	ADJ CONF.
Average RPI Loss:	72	RECORD	PCT. RANK	GAMES	SCHEDULE	OF SCHEDULE	RPI	RPI	RPI	RPI
DIV. I ONLY	13- 7	86	7-3	118	95	78	78	10	10	
DIV. I NON-CONF.	7- 4	100	1-0	193	84	105	105	10	10	
TOTALS	RPI 1-25	RPI 26-50	W-L RECORDS	RPI 51-100	RPI 101-150	RPI 150+				
13- 7	0- 1	0- 1	OVERALL	2- 3	3- 2	8- 0				
7- 1	0- 0	0- 1	HOME	2- 0	1- 0	4- 0				
3- 5	0- 1	0- 0	AWAY	0- 3	0- 1	3- 0				
3- 1	0- 0	0- 0	NEUTRAL	0- 0	2- 1	1- 0				
7- 4	0- 0	0- 1	NON-CONFERENCE	1- 2	2- 1	4- 0				
2- 1	0- 0	0- 1	HOME	1- 0	0- 0	1- 0				
2- 2	0- 0	0- 0	AWAY	0- 2	0- 0	2- 0				
3- 1	0- 0	0- 0	NEUTRAL	0- 0	2- 1	1- 0				
6- 3	0- 1	0- 0	CONFERENCE	1- 1	1- 1	4- 0				
5- 0	0- 0	0- 0	HOME	1- 0	1- 0	3- 0				
1- 3	0- 1	0- 0	AWAY	0- 1	0- 1	1- 0				
0- 0	0- 0	0- 0	NEUTRAL	0- 0	0- 0	0- 0				

RPI 1-25				RPI 26-50				RPI 51-100 Team's RPI: 78				RPI 101+			
RPI	S	Opponent	Score	RPI	S	Opponent	Score	RPI	S	Opponent	Score	RPI	S	Opponent	Score
17	A	Central Mich.	39 66	32	H	Western Ky.	86 91	54	A	IUPUI	48 65	115	A	Kent St.	68 69
								68	A	Ohio	71 79	115	H	Kent St.	66 62
								93	H	Buffalo	69 65	118	N	Wisconsin	56 67
								95	H	Butler	74 70	134	N	Providence	52 51
								97	A	Cincinnati	56 63	141	N	Lehigh	54 52
												151	H	Western Mich.	68 65
												173	H	Eastern Mich.	59 54
												180	H	Miami (OH)	80 63
												201	A	New Mexico	70 57
												226	A	Bowling Green	86 80
												240	H	Xavier	70 49
												263	N	LMU (CA)	77 72
												320	A	Purdue Fort Wayne	83 52
LAST 10 Division I															
151	H	Western Mich.	68 65	17	A	Central Mich.	39 66	173	H	Eastern Mich.	59 54				
115	A	Kent St.	68 69	226	A	Bowling Green	86 80	115	H	Kent St.	66 62				
180	H	Miami (OH)	80 63	201	A	New Mexico	70 57								
93	H	Buffalo	69 65												
68	A	Ohio	71 79												

Non-Div I Games: Urbana 84 49

Ball St.

■ Loss,
 ■ Non-Conf, S Site,
 ■ Home
 ■ Away
 N Neutral

Average RPI Win:	123	WON-LOST	WINNING	LAST 10	STRENGTH OF	OPP. STRENGTH	TEAM	ADJ.	CONF.	ADJ CONF.
Average RPI Loss:	2	RECORD	PCT. RANK	GAMES	SCHEDULE	OF SCHEDULE	RPI	RPI	RPI	RPI
DIV. I ONLY	19- 1	6	10-0	36	11	5	5	3	3	
DIV. I NON-CONF.	11- 1	13	2-0	140	18	26	26	4	4	
TOTALS	RPI 1-25	RPI 26-50	W-L RECORDS	RPI 51-100	RPI 101-150	RPI 150+				
19- 1	3- 1	4- 0	OVERALL	5- 0	1- 0	6- 0				
12- 0	0- 0	2- 0	HOME	3- 0	1- 0	6- 0				
5- 0	2- 0	2- 0	AWAY	1- 0	0- 0	0- 0				
2- 1	1- 1	0- 0	NEUTRAL	1- 0	0- 0	0- 0				
11- 1	2- 1	0- 0	NON-CONFERENCE	3- 0	0- 0	6- 0				
8- 0	0- 0	0- 0	HOME	2- 0	0- 0	6- 0				
1- 0	1- 0	0- 0	AWAY	0- 0	0- 0	0- 0				
2- 1	1- 1	0- 0	NEUTRAL	1- 0	0- 0	0- 0				
8- 0	1- 0	4- 0	CONFERENCE	2- 0	1- 0	0- 0				
4- 0	0- 0	2- 0	HOME	1- 0	1- 0	0- 0				
4- 0	1- 0	2- 0	AWAY	1- 0	0- 0	0- 0				
0- 0	0- 0	0- 0	NEUTRAL	0- 0	0- 0	0- 0				

RPI 1-25				Team's RPI: 5				RPI 26-50				RPI 51-100				RPI 101+			
RPI	S	Opponent	Score					RPI	S	Opponent	Score					RPI	S	Opponent	Score
2	N	South Carolina	59 74					34	A	Texas	64 44					55	H	Iowa St.	83 62
9	A	UConn	74 58					40	H	West Virginia	91 51					75	H	Georgia	72 38
13	N	Indiana	77 62					45	A	Oklahoma	77 56					77	H	South Fla.	58 46
22	A	TCU	66 57					48	H	Oklahoma St.	94 48					82	N	Washington St.	89 66
																100	A	Kansas	90 47
LAST 10 Division I																			
								34	A	Texas	64 44					100	A	Kansas	90 47
								55	H	Iowa St.	83 62					48	H	Oklahoma St.	94 48
								132	H	Texas Tech	87 79					9	A	UConn	74 58
								22	A	TCU	66 57					45	A	Oklahoma	77 56
								40	H	West Virginia	91 51					253	H	Morehead St.	94 47

Non-Div I Games:

Baylor

Belmont

Through Games Of Feb. 1, 2020

Average RPI Win:	200	WON-LOST	WINNING	LAST 10	STRENGTH OF	OPP. STRENGTH	TEAM	ADJ.	CONF.	ADJ CONF.
Average RPI Loss:	88	RECORD	PCT. RANK	GAMES	SCHEDULE	OF SCHEDULE	RPI	RPI	RPI	RPI
DIV. I ONLY	13- 8	102	8-2	70	157	65	65	20	20	
DIV. I NON-CONF.	5- 6	187	0	33	20	87	87	23	23	
TOTALS	RPI 1-25	RPI 26-50	W-L RECORDS	RPI 51-100	RPI 101-150	RPI 150+				
13- 8	0- 1	0- 4	OVERALL	2- 1	1- 0	10- 2				
8- 0	0- 0	0- 0	HOME	2- 0	0- 0	6- 0				
5- 6	0- 0	0- 3	AWAY	0- 1	1- 0	4- 2				
0- 2	0- 1	0- 1	NEUTRAL	0- 0	0- 0	0- 0				
5- 6	0- 1	0- 4	NON-CONFERENCE	2- 0	0- 0	3- 1				
4- 0	0- 0	0- 0	HOME	2- 0	0- 0	2- 0				
1- 4	0- 0	0- 3	AWAY	0- 0	0- 0	1- 1				
0- 2	0- 1	0- 1	NEUTRAL	0- 0	0- 0	0- 0				
8- 2	0- 0	0- 0	CONFERENCE	0- 1	1- 0	7- 1				
4- 0	0- 0	0- 0	HOME	0- 0	0- 0	4- 0				
4- 2	0- 0	0- 0	AWAY	0- 1	1- 0	3- 1				
0- 0	0- 0	0- 0	NEUTRAL	0- 0	0- 0	0- 0				

RPI 1-25				RPI 26-50				RPI 51-100				Team's RPI: 65	RPI 101+			
RPI	S	Opponent	Score	RPI	S	Opponent	Score	RPI	S	Opponent	Score		RPI	S	Opponent	Score
7	N	Maryland	26 90	32	A	Western Ky.	46 77	59	H	Middle Tenn.	68 57		138	A	Southeast Mo. St.	57 45
				35	N	Virginia Tech	58 60	61	H	UCF	72 37		163	A	Tennessee Tech	59 47
				37	A	Marquette	51 53	73	A	UT Martin	57 74		170	A	Toledo	48 53
				41	A	Arkansas	60 91						195	A	Austin Peay	53 52
													208	A	Murray St.	86 56
													210	H	Northern Ky.	62 45
													219	H	Chattanooga	63 50
													227	H	Eastern Ill.	69 45
													253	H	Morehead St.	71 62
													266	A	Lipscomb	69 68
													279	H	Eastern Ky.	68 48
													305	A	Jacksonville St.	41 60
													326	H	SIUE	69 48
LAST 10 Division I																
				305	A	Jacksonville St.	41 60					68 48				
				163	A	Tennessee Tech	59 47					57 74				
				195	A	Austin Peay	53 52					57 45				
				208	A	Murray St.	86 56					69 45				
				253	H	Morehead St.	71 62					69 48				
								279	H	Eastern Ky.	68 48					
								73	A	UT Martin	57 74					
								138	A	Southeast Mo. St.	57 45					
								227	H	Eastern Ill.	69 45					
								326	H	SIUE	69 48					

Non-Div I Games:

Belmont

Loss, Non-Conf, S Site, H Home A Away N Neutral

Average RPI Win:	278	WON-LOST	WINNING	LAST 10	STRENGTH OF	OPP. STRENGTH	TEAM	ADJ.	CONF.	ADJ CONF.
Average RPI Loss:	91	RECORD	PCT. RANK	GAMES	SCHEDULE	OF SCHEDULE	RPI	RPI	RPI	RPI
DIV. I ONLY	13- 5	49	8-2	327	268	152	152	29	29	
DIV. I NON-CONF.	6- 4	123	1-1	270	93	153	153	31	31	
TOTALS	RPI 1-25	RPI 26-50	W-L RECORDS	RPI 51-100	RPI 101-150	RPI 150+				
13- 5	0- 1	0- 0	OVERALL	0- 2	1- 1	12- 1				
4- 2	0- 1	0- 0	HOME	0- 1	0- 0	4- 0				
8- 3	0- 0	0- 0	AWAY	0- 1	1- 1	7- 1				
1- 0	0- 0	0- 0	NEUTRAL	0- 0	0- 0	1- 0				
6- 4	0- 1	0- 0	NON-CONFERENCE	0- 2	0- 1	6- 0				
1- 2	0- 1	0- 0	HOME	0- 1	0- 0	1- 0				
4- 2	0- 0	0- 0	AWAY	0- 1	0- 1	4- 0				
1- 0	0- 0	0- 0	NEUTRAL	0- 0	0- 0	1- 0				
7- 1	0- 0	0- 0	CONFERENCE	0- 0	1- 0	6- 1				
3- 0	0- 0	0- 0	HOME	0- 0	0- 0	3- 0				
4- 1	0- 0	0- 0	AWAY	0- 0	1- 0	3- 1				
0- 0	0- 0	0- 0	NEUTRAL	0- 0	0- 0	0- 0				

RPI 1-25				RPI 26-50				RPI 51-100				RPI 101+ Team's RPI: 152			
RPI	S	Opponent	Score	RPI	S	Opponent	Score	RPI	S	Opponent	Score	RPI	S	Opponent	Score
17	H	Central Mich.	67 92					62	H	Troy	62 68	122	A	N.C. A&T	69 58
								69	A	Alabama	49 60	129	A	Auburn	56 74
												179	A	Norfolk St.	51 61
												191	A	Jacksonville	53 52
												233	H	Morgan St.	74 65
												251	A	Stetson	59 55
												262	A	Howard	75 59
												278	N	Appalachian St.	61 44
												283	A	FIU	65 60
												292	H	Ga. Southern	75 57
												322	H	N.C. Central	73 52
												340	A	Charleston So.	81 41
												343	H	Coppin St.	82 51
												349	A	Florida A&M	78 57
												350	A	South Carolina St.	66 55
LAST 10 Division I															
349	A	Florida A&M	78 57	343	H	Coppin St.	82 51								
350	A	South Carolina St.	66 55	262	A	Howard	75 59								
122	A	N.C. A&T	69 58	179	A	Norfolk St.	51 61								
322	H	N.C. Central	73 52	17	H	Central Mich.	67 92								
233	H	Morgan St.	74 65	251	A	Stetson	59 55								

Non-Div I Games: Edward Waters 79 46 Palm Beach Atl. 68 45

Bethune-Cookman

Loss, Non-Conf, S Site, H Home A Away N Neutral

Average RPI Win:	268	WON-LOST	WINNING	LAST 10	STRENGTH OF	OPP. STRENGTH	TEAM	ADJ.	CONF.	ADJ CONF.
Average RPI Loss:	191	RECORD	PCT. RANK	GAMES	SCHEDULE	OF SCHEDULE	RPI	RPI	RPI	RPI
DIV. I ONLY	14- 6	58	6-4	338	278	186	186	28	28	
DIV. I NON-CONF.	10- 2	30	2-0	329	239	119	119	27	27	
TOTALS	RPI 1-25	RPI 26-50	W-L RECORDS	RPI 51-100	RPI 101-150	RPI 150+				
14- 6	0- 0	0- 0	OVERALL	0- 2	1- 0	13- 4				
7- 2	0- 0	0- 0	HOME	0- 1	0- 0	7- 1				
6- 3	0- 0	0- 0	AWAY	0- 1	1- 0	5- 2				
1- 1	0- 0	0- 0	NEUTRAL	0- 0	0- 0	1- 1				
10- 2	0- 0	0- 0	NON-CONFERENCE	0- 1	1- 0	9- 1				
5- 0	0- 0	0- 0	HOME	0- 0	0- 0	5- 0				
4- 1	0- 0	0- 0	AWAY	0- 1	1- 0	3- 0				
1- 1	0- 0	0- 0	NEUTRAL	0- 0	0- 0	1- 1				
4- 4	0- 0	0- 0	CONFERENCE	0- 1	0- 0	4- 3				
2- 2	0- 0	0- 0	HOME	0- 1	0- 0	2- 1				
2- 2	0- 0	0- 0	AWAY	0- 0	0- 0	2- 2				
0- 0	0- 0	0- 0	NEUTRAL	0- 0	0- 0	0- 0				

RPI S	Opponent	Score	RPI S	Opponent	Score	RPI S	Opponent	Score	RPI S	Opponent	Score	Team's RPI: 186
						55	A Miami (FL)	56 79	142	A Cornell	59 56	
						84	H Stony Brook	60 67	162	H Lafayette	74 64	
									173	H Eastern Mich.	78 67	
									195	N Austin Peay	63 80	
									203	H UMass Lowell	56 66	
									246	H Niagara	74 55	
									247	H Maine	73 63	
									261	A Delaware St.	75 66	
									275	A New Hampshire	63 53	
									289	H St. Bonaventure	78 67	
									295	A Vermont	62 65	
									302	A UMBC	61 43	
									306	A Siena	89 62	
									312	A Albany (NY)	53 56	
									330	H NJIT	75 40	
									331	A Fairleigh Dickinson	60 48	
									344	N Grambling	88 67	
									346	H Hartford	80 44	
LAST 10 Division I												
			346	H Hartford	80 44		203	H UMass Lowell	56 66			
			275	A New Hampshire	63 53		302	A UMBC	61 43			
			84	H Stony Brook	60 67		312	A Albany (NY)	53 56			
			247	H Maine	73 63		330	H NJIT	75 40			
			295	A Vermont	62 65		344	N Grambling	88 67			

Non-Div I Games: Bloomsburg 70 45

Binghamton

Average RPI Win:	239	WON-LOST	WINNING	LAST 10	STRENGTH OF	OPP. STRENGTH	TEAM	ADJ.	CONF.	ADJ CONF.
Average RPI Loss:	87	RECORD	PCT. RANK	GAMES	SCHEDULE	OF SCHEDULE	RPI	RPI	RPI	RPI
DIV. I ONLY	13- 8	102	6-4	121	159	102	102	17	17	
DIV. I NON-CONF.	6- 4	123	1-0	57	43	76	76	24	24	
TOTALS	RPI 1-25	RPI 26-50	W-L RECORDS	RPI 51-100	RPI 101-150	RPI 150+				
13- 8	0- 3	0- 0	OVERALL	1- 2	1- 1	11- 2				
8- 3	0- 1	0- 0	HOME	1- 2	0- 0	7- 0				
5- 5	0- 2	0- 0	AWAY	0- 0	1- 1	4- 2				
0- 0	0- 0	0- 0	NEUTRAL	0- 0	0- 0	0- 0				
6- 4	0- 3	0- 0	NON-CONFERENCE	1- 1	1- 0	4- 0				
4- 2	0- 1	0- 0	HOME	1- 1	0- 0	3- 0				
2- 2	0- 2	0- 0	AWAY	0- 0	1- 0	1- 0				
0- 0	0- 0	0- 0	NEUTRAL	0- 0	0- 0	0- 0				
7- 4	0- 0	0- 0	CONFERENCE	0- 1	0- 1	7- 2				
4- 1	0- 0	0- 0	HOME	0- 1	0- 0	4- 0				
3- 3	0- 0	0- 0	AWAY	0- 0	0- 1	3- 2				
0- 0	0- 0	0- 0	NEUTRAL	0- 0	0- 0	0- 0				

RPI 1-25				RPI 26-50				RPI 51-100				RPI 101+ Team's RPI: 102			
RPI	S	Opponent	Score	RPI	S	Opponent	Score	RPI	S	Opponent	Score	RPI	S	Opponent	Score
3	A	Louisville	82 98					66	H	BYU	66 55	116	A	UAB	83 81
11	H	Missouri St.	69 72					71	H	Fresno St.	80 85	135	A	San Jose St.	61 74
22	A	TCU	65 77					82	H	Washington St.	68 80	182	A	UNLV	65 66
												184	H	Portland St.	82 57
												192	A	Wyoming	68 73
												201	H	New Mexico	83 82
												214	H	Pepperdine	76 74
												243	H	San Diego St.	86 72
												267	A	Colorado St.	72 69
												287	A	Nevada	83 72
												287	H	Nevada	54 40
												294	A	Utah St.	65 59
												307	A	Eastern Wash.	63 61
												314	H	Air Force	70 61
												327	H	Utah Valley	77 69
LAST 10 Division I															
287	A	Nevada	83 72	243	H	San Diego St.	86 72								
135	A	San Jose St.	61 74	182	A	UNLV	65 66								
71	H	Fresno St.	80 85	287	H	Nevada	54 40								
294	A	Utah St.	65 59	192	A	Wyoming	68 73								
314	H	Air Force	70 61	214	H	Pepperdine	76 74								

Non-Div I Games: Lewis-Clark St. 88 34 Western Ore. 75 32

Boise St.

■ Loss,
 ■ Non-Conf, S Site,
 ■ Home
 ■ Away
 N Neutral

Boston College

Through Games Of Feb. 1, 2020

Average RPI Win:	168	WON-LOST	WINNING	LAST 10	STRENGTH OF	OPP. STRENGTH	TEAM	ADJ.	CONF.	ADJ CONF.
Average RPI Loss:	53	RECORD	PCT. RANK	GAMES	SCHEDULE	OF SCHEDULE	RPI	RPI	RPI	RPI
DIV. I ONLY	11- 9	146	6-4	38	48	64	64	5	5	
DIV. I NON-CONF.	7- 4	100	2-0	83	150	69	69	3	3	
TOTALS	RPI 1-25	RPI 26-50	W-L RECORDS	RPI 51-100	RPI 101-150	RPI 150+				
11- 9	1- 3	0- 3	OVERALL	1- 1	3- 2	6- 0				
5- 3	0- 2	0- 1	HOME	0- 0	1- 0	4- 0				
5- 5	1- 1	0- 2	AWAY	1- 0	1- 2	2- 0				
1- 1	0- 0	0- 0	NEUTRAL	0- 1	1- 0	0- 0				
7- 4	0- 1	0- 0	NON-CONFERENCE	0- 1	2- 2	5- 0				
5- 0	0- 0	0- 0	HOME	0- 0	1- 0	4- 0				
1- 3	0- 1	0- 0	AWAY	0- 0	0- 2	1- 0				
1- 1	0- 0	0- 0	NEUTRAL	0- 1	1- 0	0- 0				
4- 5	1- 2	0- 3	CONFERENCE	1- 0	1- 0	1- 0				
0- 3	0- 2	0- 1	HOME	0- 0	0- 0	0- 0				
4- 2	1- 0	0- 2	AWAY	1- 0	1- 0	1- 0				
0- 0	0- 0	0- 0	NEUTRAL	0- 0	0- 0	0- 0				

RPI 1-25				RPI 26-50				RPI 51-100				RPI 101+			
RPI	S	Opponent	Score	RPI	S	Opponent	Score	RPI	S	Opponent	Score	RPI	S	Opponent	Score
3	H	Louisville	70 81	35	A	Virginia Tech	49 70	63	A	Georgia Tech	55 48	101	H	VCU	87 52
15	A	Northwestern	63 66	38	A	Duke	73 85	67	N	Charlotte	68 84	123	A	Holy Cross	71 80
18	H	NC State	54 72	42	H	Virginia	52 69					126	A	Notre Dame	75 65
23	A	Florida St.	65 56									134	A	Providence	60 76
												140	N	Tulane	89 76
												172	A	Boston U.	88 57
												177	H	Rhode Island	66 55
												203	H	UMass Lowell	89 46
												261	H	Delaware St.	109 69
												273	A	Pittsburgh	79 70
												308	H	St. Francis Brooklyn	106 69
LAST 10 Division I															
23	A	Florida St.	65 56	126	A	Notre Dame	75 65								
35	A	Virginia Tech	49 70	273	A	Pittsburgh	79 70								
63	A	Georgia Tech	55 48	18	H	NC State	54 72								
3	H	Louisville	70 81	261	H	Delaware St.	109 69								
42	H	Virginia	52 69	172	A	Boston U.	88 57								

Non-Div I Games:

Boston College

Loss, Non-Conf, S Site, H Home A Away N Neutral

Average RPI Win: 213	WON-LOST	WINNING	LAST 10	STRENGTH OF	OPP. STRENGTH	TEAM	ADJ.	CONF.	ADJ CONF.
Average RPI Loss: 140	RECORD	PCT. RANK	GAMES	SCHEDULE	OF SCHEDULE	RPI	RPI	RPI	RPI
DIV. I ONLY	11- 10	170	6-4	179	167	172	172	15	15
DIV. I NON-CONF.	5- 6	187	0	184	164	193	193	16	16
TOTALS	RPI 1-25	RPI 26-50	W-L RECORDS	RPI 51-100	RPI 101-150	RPI 150+			
11- 10	0- 0	0- 0	OVERALL	1- 3	2- 4	8- 3			
6- 5	0- 0	0- 0	HOME	1- 3	2- 2	3- 0			
5- 5	0- 0	0- 0	AWAY	0- 0	0- 2	5- 3			
0- 0	0- 0	0- 0	NEUTRAL	0- 0	0- 0	0- 0			
5- 6	0- 0	0- 0	NON-CONFERENCE	0- 2	1- 3	4- 1			
2- 4	0- 0	0- 0	HOME	0- 2	1- 2	1- 0			
3- 2	0- 0	0- 0	AWAY	0- 0	0- 1	3- 1			
0- 0	0- 0	0- 0	NEUTRAL	0- 0	0- 0	0- 0			
6- 4	0- 0	0- 0	CONFERENCE	1- 1	1- 1	4- 2			
4- 1	0- 0	0- 0	HOME	1- 1	1- 0	2- 0			
2- 3	0- 0	0- 0	AWAY	0- 0	0- 1	2- 2			
0- 0	0- 0	0- 0	NEUTRAL	0- 0	0- 0	0- 0			

RPI 1-25			RPI 26-50			RPI 51-100			RPI 101+			Team's RPI: 172
RPI	S	Opponent	Score	RPI	S	Opponent	Score	RPI	S	Opponent	Score	
						64	H Boston College	57	88	123	H Holy Cross	76 70
						76	H Bucknell	52	48	125	H Harvard	39 66
						83	H Marist	75	89	128	H Northeastern	72 56
						86	H Colgate	61	70	137	A California	62 73
										141	A Lehigh	34 51
										143	H Massachusetts	45 58
										162	A Lafayette	57 59
										164	H Dartmouth	74 56
										171	A UC Davis	68 75
										183	H American	59 44
										247	A Maine	62 49
										274	A Loyola Maryland	41 39
										274	H Loyola Maryland	44 42
										275	A New Hampshire	78 64
										286	A Army West Point	72 66
										290	A Navy	41 46
										312	A Albany (NY)	60 58
LAST 10 Division I												
						76	H Bucknell	52	48	274	H Loyola Maryland	44 42
						274	A Loyola Maryland	41	39	286	A Army West Point	72 66
						123	H Holy Cross	76	70	141	A Lehigh	34 51
						290	A Navy	41	46	183	H American	59 44
						86	H Colgate	61	70	162	A Lafayette	57 59

Non-Div I Games:

Boston U.

■ Loss,
 ■ Non-Conf,
 ■ S Site,
 ■ H Home
 ■ A Away
 N Neutral

Bowling Green

Through Games Of Feb. 1, 2020

Average RPI Win:	233	WON-LOST	WINNING	LAST 10	STRENGTH OF	OPP. STRENGTH	TEAM	ADJ.	CONF.	ADJ CONF.
Average RPI Loss:	134	RECORD	PCT. RANK	GAMES	SCHEDULE	OF SCHEDULE	RPI	RPI	RPI	RPI
DIV. I ONLY	6- 12	260	1-9	143	173	226	226	10	10	
DIV. I NON-CONF.	5- 5	164	0-2	196	231	156	156	10	10	
TOTALS	RPI 1-25	RPI 26-50	W-L RECORDS	RPI 51-100	RPI 101-150	RPI 150+				
6- 12	0- 0	0- 1	OVERALL	0- 3	0- 2	6- 6				
3- 3	0- 0	0- 0	HOME	0- 1	0- 0	3- 2				
2- 7	0- 0	0- 1	AWAY	0- 2	0- 1	2- 3				
1- 2	0- 0	0- 0	NEUTRAL	0- 0	0- 1	1- 1				
5- 5	0- 0	0- 1	NON-CONFERENCE	0- 0	0- 2	5- 2				
2- 0	0- 0	0- 0	HOME	0- 0	0- 0	2- 0				
2- 3	0- 0	0- 1	AWAY	0- 0	0- 1	2- 1				
1- 2	0- 0	0- 0	NEUTRAL	0- 0	0- 1	1- 1				
1- 7	0- 0	0- 0	CONFERENCE	0- 3	0- 0	1- 4				
1- 3	0- 0	0- 0	HOME	0- 1	0- 0	1- 2				
0- 4	0- 0	0- 0	AWAY	0- 2	0- 0	0- 2				
0- 0	0- 0	0- 0	NEUTRAL	0- 0	0- 0	0- 0				

RPI S	Opponent	Score	RPI S	Opponent	Score	RPI S	Opponent	Score	RPI S	Opponent	Score	Team's RPI: 226
26	A Purdue	74 81	68	A Ohio	69 79	114	A Loyola Chicago	76 84	133	N Green Bay	54 73	
			78	H Ball St.	80 86	151	H Western Mich.	72 63	157	A Valparaiso	90 95	
			93	A Buffalo	59 65	170	A Toledo	72 79	173	A Eastern Mich.	61 78	
						180	H Miami (OH)	59 80	195	H Cleveland St.	89 62	
						198	H Akron	73 76	220	N San Francisco	56 64	
						241	A Milwaukee	63 51	253	H Morehead St.	79 65	
						257	A Marshall	82 69	301	N California Baptist	98 60	
LAST 10 Division I												
180	H Miami (OH)	59 80	198	H Akron	73 76							
68	A Ohio	69 79	78	H Ball St.	80 86							
151	H Western Mich.	72 63	173	A Eastern Mich.	61 78							
170	A Toledo	72 79	26	A Purdue	74 81							
93	A Buffalo	59 65	114	A Loyola Chicago	76 84							

Non-Div I Games: Davis & Elkins 91 52 Notre Dame (OH) 88 54

Bowling Green

Loss, Non-Conf, S Site, H Home A Away N Neutral

Bradley

Through Games Of Feb. 1, 2020

Average RPI Win:	187	WON-LOST	WINNING	LAST 10	STRENGTH OF	OPP. STRENGTH	TEAM	ADJ.	CONF.	ADJ CONF.
Average RPI Loss:	55	RECORD	PCT. RANK	GAMES	SCHEDULE	OF SCHEDULE	RPI	RPI	RPI	RPI
DIV. I ONLY	15- 3	25	8-2	211	97	52	52	7	7	
DIV. I NON-CONF.	8- 2	52	1-1	310	129	107	107	7	7	
TOTALS	RPI 1-25	RPI 26-50	W-L RECORDS	RPI 51-100	RPI 101-150	RPI 150+				
15- 3	0- 1	2- 1	OVERALL	1- 0	2- 1	10- 0				
8- 0	0- 0	2- 0	HOME	1- 0	0- 0	5- 0				
4- 2	0- 1	0- 1	AWAY	0- 0	1- 0	3- 0				
3- 1	0- 0	0- 0	NEUTRAL	0- 0	1- 1	2- 0				
8- 2	0- 0	0- 1	NON-CONFERENCE	0- 0	1- 1	7- 0				
3- 0	0- 0	0- 0	HOME	0- 0	0- 0	3- 0				
2- 1	0- 0	0- 1	AWAY	0- 0	0- 0	2- 0				
3- 1	0- 0	0- 0	NEUTRAL	0- 0	1- 1	2- 0				
7- 1	0- 1	2- 0	CONFERENCE	1- 0	1- 0	3- 0				
5- 0	0- 0	2- 0	HOME	1- 0	0- 0	2- 0				
2- 1	0- 1	0- 0	AWAY	0- 0	1- 0	1- 0				
0- 0	0- 0	0- 0	NEUTRAL	0- 0	0- 0	0- 0				

RPI 1-25				RPI 26-50				RPI 51-100				Team's RPI: 52	RPI 101+			
RPI	S	Opponent	Score	RPI	S	Opponent	Score	RPI	S	Opponent	Score		RPI	S	Opponent	Score
11	A	Missouri St.	56 90	30	H	Drake	77 76	74	H	Illinois St.	76 61		109	N	Liberty	63 75
				46	A	Michigan	57 77						114	A	Loyola Chicago	60 47
				50	H	UNI	61 47						124	N	Richmond	61 57
													157	A	Valparaiso	75 61
													161	H	Jackson St.	78 69
													180	H	Miami (OH)	79 68
													212	A	Western Ill.	84 49
													235	N	George Mason	61 59
													277	H	Indiana St.	91 75
													281	A	Oakland	74 58
													285	H	North Dakota St.	70 64
													307	N	Eastern Wash.	66 46
													324	H	Evansville	82 51
LAST 10 Division I																
				11	A	Missouri St.	56 90					74	H	Illinois St.	76 61	
				30	H	Drake	77 76					277	H	Indiana St.	91 75	
				50	H	UNI	61 47					324	H	Evansville	82 51	
				157	A	Valparaiso	75 61					307	N	Eastern Wash.	66 46	
				114	A	Loyola Chicago	60 47					109	N	Liberty	63 75	

Non-Div I Games: Eureka 101 39

Bradley

Loss, Non-Conf, S Site, H Home A Away N Neutral

Average RPI Win:	279	WON-LOST	WINNING	LAST 10	STRENGTH OF	OPP. STRENGTH	TEAM	ADJ.	CONF.	ADJ CONF.
Average RPI Loss:	154	RECORD	PCT. RANK	GAMES	SCHEDULE	OF SCHEDULE	RPI	RPI	RPI	RPI
DIV. I ONLY	6- 11	252	3-7	189	272	225	225	8	8	
DIV. I NON-CONF.	6- 7	182	3-3	295	332	242	242	8	8	
TOTALS	RPI 1-25	RPI 26-50	W-L RECORDS	RPI 51-100	RPI 101-150	RPI 150+				
6- 11	0- 0	0- 2	OVERALL	0- 1	0- 3	6- 5				
1- 4	0- 0	0- 1	HOME	0- 0	0- 1	1- 2				
5- 6	0- 0	0- 1	AWAY	0- 1	0- 2	5- 2				
0- 1	0- 0	0- 0	NEUTRAL	0- 0	0- 0	0- 1				
6- 7	0- 0	0- 0	NON-CONFERENCE	0- 1	0- 2	6- 4				
1- 3	0- 0	0- 0	HOME	0- 0	0- 1	1- 2				
5- 3	0- 0	0- 0	AWAY	0- 1	0- 1	5- 1				
0- 1	0- 0	0- 0	NEUTRAL	0- 0	0- 0	0- 1				
0- 4	0- 0	0- 2	CONFERENCE	0- 0	0- 1	0- 1				
0- 1	0- 0	0- 1	HOME	0- 0	0- 0	0- 0				
0- 3	0- 0	0- 1	AWAY	0- 0	0- 1	0- 1				
0- 0	0- 0	0- 0	NEUTRAL	0- 0	0- 0	0- 0				

RPI S	Opponent	Score	RPI S	Opponent	Score	RPI S	Opponent	Score	RPI S	Opponent	Score	Team's RPI: 225
35	A Yale	72 79	35	H Yale	40 73	77	A South Fla.	60 70	123	H Holy Cross	71 83	
									142	A Cornell	63 74	
									143	A Massachusetts	42 95	
									169	A Columbia	60 74	
									177	N Rhode Island	44 89	
									206	H Merrimack	57 72	
									207	A Fairfield	58 44	
									247	H Maine	76 70	
									265	A Longwood	76 86	
									275	A New Hampshire	76 68	
									283	A FIU	72 57	
									319	A Bryant	56 50	
									319	H Bryant	44 45	
									345	A Central Conn. St.	83 73	
LAST 10 Division I												
169	A Columbia	60 74	283	A FIU	72 57							
142	A Cornell	63 74	207	A Fairfield	58 44							
35	H Yale	40 73	319	A Bryant	56 50							
35	A Yale	72 79	177	N Rhode Island	44 89							
77	A South Fla.	60 70	123	H Holy Cross	71 83							

Non-Div I Games:

Brown

■ Loss,
 ■ Non-Conf,
 ■ S Site,
 ■ H Home
 ■ A Away
 N Neutral

Average RPI Win:	285	WON-LOST	WINNING	LAST 10	STRENGTH OF	OPP. STRENGTH	TEAM	ADJ.	CONF.	ADJ CONF.
Average RPI Loss:	210	RECORD	PCT. RANK	GAMES	SCHEDULE	OF SCHEDULE	RPI	RPI	RPI	RPI
DIV. I ONLY	5- 14	292	4-6	325	310	319	319	30	30	
DIV. I NON-CONF.	2- 9	304	1-1	309	248	330	330	30	30	
TOTALS	RPI 1-25	RPI 26-50	W-L RECORDS	RPI 51-100	RPI 101-150	RPI 150+				
5- 14	0- 0	0- 0	OVERALL	0- 1	0- 3	5- 10				
2- 7	0- 0	0- 0	HOME	0- 0	0- 1	2- 6				
3- 7	0- 0	0- 0	AWAY	0- 1	0- 2	3- 4				
0- 0	0- 0	0- 0	NEUTRAL	0- 0	0- 0	0- 0				
2- 9	0- 0	0- 0	NON-CONFERENCE	0- 1	0- 3	2- 5				
1- 4	0- 0	0- 0	HOME	0- 0	0- 1	1- 3				
1- 5	0- 0	0- 0	AWAY	0- 1	0- 2	1- 2				
0- 0	0- 0	0- 0	NEUTRAL	0- 0	0- 0	0- 0				
3- 5	0- 0	0- 0	CONFERENCE	0- 0	0- 0	3- 5				
1- 3	0- 0	0- 0	HOME	0- 0	0- 0	1- 3				
2- 2	0- 0	0- 0	AWAY	0- 0	0- 0	2- 2				
0- 0	0- 0	0- 0	NEUTRAL	0- 0	0- 0	0- 0				

RPI S	Opponent	Score	RPI S	Opponent	Score	RPI S	Opponent	Score	RPI S	Opponent	Score	Team's RPI: 319
						60	A Minnesota	56 101	123	A Holy Cross	75 87	
									134	H Providence	32 76	
									149	A Illinois	55 69	
									203	H UMass Lowell	35 55	
									206	A Merrimack	66 78	
									224	A Mt. St. Mary's	72 67	
									224	H Mt. St. Mary's	70 76	
									225	A Brown	45 44	
									225	H Brown	50 56	
									248	A Saint Francis (PA)	58 64	
									248	H Saint Francis (PA)	60 63	
									269	H Wagner	45 58	
									275	H New Hampshire	56 68	
									286	A Army West Point	75 81	
									295	A Vermont	66 71	
									312	H Albany (NY)	68 55	
									331	A Fairleigh Dickinson	57 45	
									335	H LIU Brooklyn	57 53	
LAST 10 Division I												
			248	A Saint Francis (PA)	58 64		206	A Merrimack	66 78			
			269	H Wagner	45 58		331	A Fairleigh Dickinson	57 45			
			224	A Mt. St. Mary's	72 67		248	H Saint Francis (PA)	60 63			
			335	H LIU Brooklyn	57 53		286	A Army West Point	75 81			
			224	H Mt. St. Mary's	70 76		312	H Albany (NY)	68 55			

Non-Div I Games:

Bryant

■ Loss,
 ■ Non-Conf,
 ■ S Site,
 ■ H Home
 ■ A Away
 N Neutral

Team				Through Games of Feb. 17, 1918						
Average RPI Win:	203	WON-LOST	WINNING	LAST 10	STRENGTH OF	OPP. STRENGTH	TEAM	ADJ.	CONF.	ADJ CONF.
Average RPI Loss:	132	RECORD	PCT. RANK	GAMES	SCHEDULE	OF SCHEDULE	RPI	RPI	RPI	RPI
DIV. I ONLY	15- 6	52	8-2	166	164	76	76	15	15	
DIV. I NON-CONF.	7- 4	100	0	141	158	91	91	16	16	
TOTALS	RPI 1-25	RPI 26-50	W-L RECORDS	RPI 51-100	RPI 101-150	RPI 150+				
15- 6	0- 0	0- 1	OVERALL	3- 2	2- 0	10- 3				
7- 1	0- 0	0- 0	HOME	2- 1	0- 0	5- 0				
6- 5	0- 0	0- 1	AWAY	0- 1	2- 0	4- 3				
2- 0	0- 0	0- 0	NEUTRAL	1- 0	0- 0	1- 0				
7- 4	0- 0	0- 1	NON-CONFERENCE	2- 2	0- 0	5- 1				
3- 1	0- 0	0- 0	HOME	1- 1	0- 0	2- 0				
2- 3	0- 0	0- 1	AWAY	0- 1	0- 0	2- 1				
2- 0	0- 0	0- 0	NEUTRAL	1- 0	0- 0	1- 0				
8- 2	0- 0	0- 0	CONFERENCE	1- 0	2- 0	5- 2				
4- 0	0- 0	0- 0	HOME	1- 0	0- 0	3- 0				
4- 2	0- 0	0- 0	AWAY	0- 0	2- 0	2- 2				
0- 0	0- 0	0- 0	NEUTRAL	0- 0	0- 0	0- 0				

RPI 1-25				RPI 26-50				RPI 51-100				Team's RPI: 76				RPI 101+			
RPI	S	Opponent	Score	RPI	S	Opponent	Score	RPI	S	Opponent	Score	RPI	S	Opponent	Score	RPI	S	Opponent	Score
				42	A	Virginia	60 84	53	H	Temple	61 72	123	A	Holy Cross	51 40				
								72	H	Drexel	60 49	141	A	Lehigh	71 50				
								84	A	Stony Brook	73 78	162	H	Lafayette	50 36				
								86	H	Colgate	66 43	165	A	Quinnipiac	69 76				
								97	N	Cincinnati	56 48	172	A	Boston U.	48 52				
												183	H	American	68 43				
												235	A	George Mason	64 51				
												248	A	Saint Francis (PA)	70 46				
												262	N	Howard	70 60				
												274	A	Loyola Maryland	50 60				
												280	H	Monmouth	71 37				
												286	A	Army West Point	63 52				
												286	H	Army West Point	77 46				
												289	H	St. Bonaventure	68 60				
												290	A	Navy	61 34				
LAST 10 Division I																			
				172	A	Boston U.	48 52	183	H	American	68 43								
				286	H	Army West Point	77 46	123	A	Holy Cross	51 40								
				274	A	Loyola Maryland	50 60	290	A	Navy	61 34								
				86	H	Colgate	66 43	162	H	Lafayette	50 36								
				141	A	Lehigh	71 50	286	A	Army West Point	63 52								

Non-Div I Games:

Bucknell

Loss, Non-Conf, S Site, H Home A Away N Neutral

Buffalo

Through Games Of Feb. 1, 2020

Average RPI Win:	199	WON-LOST	WINNING	LAST 10	STRENGTH OF	OPP. STRENGTH	TEAM	ADJ.	CONF.	ADJ CONF.
Average RPI Loss:	94	RECORD	PCT. RANK	GAMES	SCHEDULE	OF SCHEDULE	RPI	RPI	RPI	RPI
DIV. I ONLY	13- 7	86	5-5	150	125	93	93	10	10	
DIV. I NON-CONF.	9- 2	38	1-0	201	205	56	56	10	10	
TOTALS	RPI 1-25	RPI 26-50	W-L RECORDS	RPI 51-100	RPI 101-150	RPI 150+				
13- 7	0- 2	0- 0	OVERALL	2- 2	1- 1	10- 2				
7- 2	0- 1	0- 0	HOME	1- 1	0- 0	6- 0				
4- 5	0- 1	0- 0	AWAY	0- 1	1- 1	3- 2				
2- 0	0- 0	0- 0	NEUTRAL	1- 0	0- 0	1- 0				
9- 2	0- 1	0- 0	NON-CONFERENCE	2- 0	0- 1	7- 0				
5- 0	0- 0	0- 0	HOME	1- 0	0- 0	4- 0				
2- 2	0- 1	0- 0	AWAY	0- 0	0- 1	2- 0				
2- 0	0- 0	0- 0	NEUTRAL	1- 0	0- 0	1- 0				
4- 5	0- 1	0- 0	CONFERENCE	0- 2	1- 0	3- 2				
2- 2	0- 1	0- 0	HOME	0- 1	0- 0	2- 0				
2- 3	0- 0	0- 0	AWAY	0- 1	1- 0	1- 2				
0- 0	0- 0	0- 0	NEUTRAL	0- 0	0- 0	0- 0				

RPI S	Opponent	Score	RPI S	Opponent	Score	RPI S	Opponent	Score	RPI S	Opponent	Score
4	A Stanford	69 88				68	H Ohio	65 76	115	A Kent St.	57 44
17	H Central Mich.	93 98				72	N Drexel	63 59	135	A San Jose St.	88 95
						78	A Ball St.	65 69	164	H Dartmouth	73 49
						85	H Dayton	67 59	169	H Columbia	82 75
									170	A Toledo	59 71
									173	H Eastern Mich.	66 63
									180	A Miami (OH)	86 72
									183	N American	73 55
									188	A Northern Ill.	63 64
									226	H Bowling Green	65 59
									246	A Niagara	81 67
									289	A St. Bonaventure	46 36
									341	H Canisius	71 55
									345	H Central Conn. St.	61 56
LAST 10 Division I											
188	A Northern Ill.	63 64	226	H Bowling Green	65 59						
17	H Central Mich.	93 98	68	H Ohio	65 76						
115	A Kent St.	57 44	170	A Toledo	59 71						
78	A Ball St.	65 69	180	A Miami (OH)	86 72						
173	H Eastern Mich.	66 63	164	H Dartmouth	73 49						

Non-Div I Games:

Buffalo

■ Loss,
■ Non-Conf,
■ S Site,
■ H Home
■ A Away
N Neutral

Average RPI Win:	181	WON-LOST	WINNING	LAST 10	STRENGTH OF	OPP. STRENGTH	TEAM	ADJ.	CONF.	ADJ CONF.
Average RPI Loss:	52	RECORD	PCT. RANK	GAMES	SCHEDULE	OF SCHEDULE	RPI	RPI	RPI	RPI
DIV. I ONLY	15- 6	52	7-3	165	45	95	95	6	6	
DIV. I NON-CONF.	8- 3	68	0	204	88	116	116	6	6	
TOTALS	RPI 1-25	RPI 26-50	W-L RECORDS	RPI 51-100	RPI 101-150	RPI 150+				
15- 6	0- 2	2- 1	OVERALL	3- 3	1- 0	9- 0				
9- 4	0- 2	1- 1	HOME	1- 1	0- 0	7- 0				
5- 1	0- 0	1- 0	AWAY	1- 1	1- 0	2- 0				
1- 1	0- 0	0- 0	NEUTRAL	1- 1	0- 0	0- 0				
8- 3	0- 1	0- 0	NON-CONFERENCE	2- 2	0- 0	6- 0				
7- 1	0- 1	0- 0	HOME	1- 0	0- 0	6- 0				
0- 1	0- 0	0- 0	AWAY	0- 1	0- 0	0- 0				
1- 1	0- 0	0- 0	NEUTRAL	1- 1	0- 0	0- 0				
7- 3	0- 1	2- 1	CONFERENCE	1- 1	1- 0	3- 0				
2- 3	0- 1	1- 1	HOME	0- 1	0- 0	1- 0				
5- 0	0- 0	1- 0	AWAY	1- 0	1- 0	2- 0				
0- 0	0- 0	0- 0	NEUTRAL	0- 0	0- 0	0- 0				

RPI 1-25				RPI 26-50				RPI 51-100 Team's RPI: 95				RPI 101+			
RPI	S	Opponent	Score	RPI	S	Opponent	Score	RPI	S	Opponent	Score	RPI	S	Opponent	Score
13	H	Indiana	53 64	28	A	Creighton	73 67	54	H	IUPUI	64 61	134	A	Providence	50 47
20	H	DePaul	65 80	37	H	Marquette	61 55	68	N	Ohio	60 55	198	H	Akron	76 55
				44	H	St. John's (NY)	42 67	75	N	Georgia	36 69	209	H	High Point	74 52
								78	A	Ball St.	70 74	229	A	Georgetown	47 46
								79	A	Villanova	58 41	240	A	Xavier	78 70
								80	H	Seton Hall	62 67	240	H	Xavier	63 61
												269	H	Wagner	74 58
												279	H	Eastern Ky.	73 41
												320	H	Purdue Fort Wayne	85 58
												325	H	Detroit Mercy	82 60
LAST 10 Division I															
240	H	Xavier	63 61	229	A	Georgetown	47 46								
28	A	Creighton	73 67	79	A	Villanova	58 41								
134	A	Providence	50 47	240	A	Xavier	78 70								
20	H	DePaul	65 80	44	H	St. John's (NY)	42 67								
37	H	Marquette	61 55	80	H	Seton Hall	62 67								

Non-Div I Games:

Butler

■ Loss,
 ■ Non-Conf,
 S Site,
 ■ Home
 ■ Away
 N Neutral

CSU Bakersfield

Through Games Of Feb. 1, 2020

Average RPI Win:	253	WON-LOST	WINNING	LAST 10	STRENGTH OF	OPP. STRENGTH	TEAM	ADJ.	CONF.	ADJ CONF.
Average RPI Loss:	198	RECORD	PCT. RANK	GAMES	SCHEDULE	OF SCHEDULE	RPI	RPI	RPI	RPI
DIV. I ONLY	10- 8	139	5-5	252	309	200	200	32	32	
DIV. I NON-CONF.	5- 5	164	0-2	105	192	132	132	32	32	
TOTALS	RPI 1-25	RPI 26-50	W-L RECORDS	RPI 51-100	RPI 101-150	RPI 150+				
10- 8	0- 2	0- 0	OVERALL	0- 0	2- 1	8- 5				
7- 2	0- 0	0- 0	HOME	0- 0	2- 0	5- 2				
3- 6	0- 2	0- 0	AWAY	0- 0	0- 1	3- 3				
0- 0	0- 0	0- 0	NEUTRAL	0- 0	0- 0	0- 0				
5- 5	0- 2	0- 0	NON-CONFERENCE	0- 0	2- 1	3- 2				
5- 0	0- 0	0- 0	HOME	0- 0	2- 0	3- 0				
0- 5	0- 2	0- 0	AWAY	0- 0	0- 1	0- 2				
0- 0	0- 0	0- 0	NEUTRAL	0- 0	0- 0	0- 0				
5- 3	0- 0	0- 0	CONFERENCE	0- 0	0- 0	5- 3				
2- 2	0- 0	0- 0	HOME	0- 0	0- 0	2- 2				
3- 1	0- 0	0- 0	AWAY	0- 0	0- 0	3- 1				
0- 0	0- 0	0- 0	NEUTRAL	0- 0	0- 0	0- 0				

RPI 1-25				RPI 26-50				RPI 51-100				RPI 101+ Team's RPI: 200			
RPI	S	Opponent	Score	RPI	S	Opponent	Score	RPI	S	Opponent	Score	RPI	S	Opponent	Score
6	A	Gonzaga	48 92									108	A	Washington	49 80
12	A	Oregon St.	50 69									111	H	Pacific	80 70
												135	H	San Jose St.	75 71
												197	A	Wright St.	60 65
												245	H	UMKC	70 60
												254	A	Grand Canyon	59 54
												256	H	North Texas	61 52
												264	H	UC Santa Barbara	66 62
												298	A	UC Riverside	52 53
												300	H	UTRGV	52 66
												301	A	California Baptist	66 61
												313	A	Seattle U	57 63
												318	H	New Mexico St.	60 59
												322	H	N.C. Central	80 71
												327	A	Utah Valley	55 53
												347	H	Chicago St.	58 60
LAST 10 Division I															
300	H	UTRGV	52 66	245	H	UMKC	70 60								
318	H	New Mexico St.	60 59	301	A	California Baptist	66 61								
313	A	Seattle U	57 63	254	A	Grand Canyon	59 54								
327	A	Utah Valley	55 53	298	A	UC Riverside	52 53								
347	H	Chicago St.	58 60	12	A	Oregon St.	50 69								

Non-Div I Games: Fresno Pacific 95 64 Westcliff 100 44 Cal St. Dom. Hills 83 74

CSU Bakersfield

Loss, Non-Conf, S Site, H Home A Away N Neutral

Average RPI Win: 245	WON-LOST	WINNING	LAST 10	STRENGTH OF	OPP. STRENGTH	TEAM	ADJ.	CONF.	ADJ CONF.
Average RPI Loss: 167	RECORD	PCT. RANK	GAMES	SCHEDULE	OF SCHEDULE	RPI	RPI	RPI	RPI
DIV. I ONLY	8- 12	234	5-5	302	121	272	272	27	27
DIV. I NON-CONF.	4- 9	250	1-2	277	23	272	272	26	26
TOTALS	RPI 1-25	RPI 26-50	W-L RECORDS	RPI 51-100	RPI 101-150	RPI 150+			
8- 12	0- 1	0- 1	OVERALL	0- 2	0- 1	8- 7			
4- 5	0- 1	0- 1	HOME	0- 1	0- 0	4- 2			
3- 6	0- 0	0- 0	AWAY	0- 1	0- 1	3- 4			
1- 1	0- 0	0- 0	NEUTRAL	0- 0	0- 0	1- 1			
4- 9	0- 1	0- 1	NON-CONFERENCE	0- 2	0- 1	4- 4			
1- 4	0- 1	0- 1	HOME	0- 1	0- 0	1- 1			
2- 4	0- 0	0- 0	AWAY	0- 1	0- 1	2- 2			
1- 1	0- 0	0- 0	NEUTRAL	0- 0	0- 0	1- 1			
4- 3	0- 0	0- 0	CONFERENCE	0- 0	0- 0	4- 3			
3- 1	0- 0	0- 0	HOME	0- 0	0- 0	3- 1			
1- 2	0- 0	0- 0	AWAY	0- 0	0- 0	1- 2			
0- 0	0- 0	0- 0	NEUTRAL	0- 0	0- 0	0- 0			

RPI	S	Opponent	Score	RPI	S	Opponent	Score	RPI	S	Opponent	Score	RPI	S	Opponent	Score	Team's RPI: 272
10	H	UCLA	44 58	42	H	Virginia	47 72	82	A	Washington St.	61 71	118	A	San Diego	40 59	
								88	H	Southern California	53 69	156	H	Portland	73 64	
												171	A	UC Davis	39 61	
												185	H	Santa Clara	55 76	
												193	H	Hawaii	58 54	
												216	N	SMU	58 68	
												220	A	San Francisco	61 79	
												236	H	Cal St. Fullerton	63 57	
												243	A	San Diego St.	74 69	
												260	A	Long Beach St.	52 60	
												263	A	LMU (CA)	56 54	
												277	N	Indiana St.	67 59	
												297	A	UC Irvine	56 51	
												297	H	UC Irvine	70 62	
												301	A	California Baptist	56 64	
												315	H	Cal Poly	41 52	
LAST 10 Division I																
315	H	Cal Poly	41 52	297	H	UC Irvine	70 62									
171	A	UC Davis	39 61	193	H	Hawaii	58 54									
297	A	UC Irvine	56 51	243	A	San Diego St.	74 69									
260	A	Long Beach St.	52 60	118	A	San Diego	40 59									
236	H	Cal St. Fullerton	63 57	185	H	Santa Clara	55 76									

Non-Div I Games: Hope Int'l 77 54

CSUN

■ Loss,
 ■ Non-Conf,
 ■ S Site,
 ■ Home
 ■ Away
 N Neutral

Average RPI Win:	273	WON-LOST	WINNING	LAST 10	STRENGTH OF	OPP. STRENGTH	TEAM	ADJ.	CONF.	ADJ CONF.
Average RPI Loss:	203	RECORD	PCT. RANK	GAMES	SCHEDULE	OF SCHEDULE	RPI	RPI	RPI	RPI
DIV. I ONLY	4- 13	306	2-8	255	311	315	315	27	27	
DIV. I NON-CONF.	2- 8	295	0-3	185	284	313	313	26	26	
TOTALS	RPI 1-25	RPI 26-50	W-L RECORDS	RPI 51-100	RPI 101-150	RPI 150+				
4- 13	0- 1	0- 1	OVERALL	0- 1	0- 0	4- 10				
3- 5	0- 0	0- 1	HOME	0- 1	0- 0	3- 3				
1- 8	0- 1	0- 0	AWAY	0- 0	0- 0	1- 7				
0- 0	0- 0	0- 0	NEUTRAL	0- 0	0- 0	0- 0				
2- 8	0- 1	0- 1	NON-CONFERENCE	0- 1	0- 0	2- 5				
2- 3	0- 0	0- 1	HOME	0- 1	0- 0	2- 1				
0- 5	0- 1	0- 0	AWAY	0- 0	0- 0	0- 4				
0- 0	0- 0	0- 0	NEUTRAL	0- 0	0- 0	0- 0				
2- 5	0- 0	0- 0	CONFERENCE	0- 0	0- 0	2- 5				
1- 2	0- 0	0- 0	HOME	0- 0	0- 0	1- 2				
1- 3	0- 0	0- 0	AWAY	0- 0	0- 0	1- 3				
0- 0	0- 0	0- 0	NEUTRAL	0- 0	0- 0	0- 0				

RPI 1-25				RPI 26-50				RPI 51-100				RPI 101+ Team's RPI: 315			
RPI	S	Opponent	Score	RPI	S	Opponent	Score	RPI	S	Opponent	Score	RPI	S	Opponent	Score
25	A	Arizona St.	41 66	31	H	Old Dominion	55 61	71	H	Fresno St.	52 79	171	H	UC Davis	36 42
												174	A	Saint Mary's (CA)	67 84
												213	H	Lamar University	57 56
												214	A	Pepperdine	53 63
												236	A	Cal St. Fullerton	64 65
												260	A	Long Beach St.	69 72
												264	A	UC Santa Barbara	50 52
												272	A	CSUN	52 41
												287	A	Nevada	40 71
												291	A	Denver	66 96
												297	H	UC Irvine	57 68
												298	H	UC Riverside	75 70
												309	H	Sacramento St.	62 43
												313	H	Seattle U	49 72
LAST 10 Division I															
272	A	CSUN	52 41	264	A	UC Santa Barbara	50 52								
236	A	Cal St. Fullerton	64 65	260	A	Long Beach St.	69 72								
171	H	UC Davis	36 42	287	A	Nevada	40 71								
298	H	UC Riverside	75 70	313	H	Seattle U	49 72								
297	H	UC Irvine	57 68	174	A	Saint Mary's (CA)	67 84								

Non-Div I Games: Holy Names 100 35

Cal Poly

■ Loss,
 ■ Non-Conf,
 ■ S Site,
 ■ H Home
 ■ A Away
 N Neutral

Average RPI Win: 262		WON-LOST	WINNING	LAST 10	STRENGTH OF	OPP. STRENGTH	TEAM	ADJ.	CONF.	ADJ CONF.
Average RPI Loss: 228		RECORD	PCT. RANK	GAMES	SCHEDULE	OF SCHEDULE	RPI	RPI	RPI	RPI
DIV. I ONLY		11- 8	122	7-3	336	284	236	236	27	27
DIV. I NON-CONF.		8- 5	117	4-0	319	291	213	213	26	26
TOTALS	RPI 1-25	RPI 26-50		W-L RECORDS		RPI 51-100	RPI 101-150	RPI 150+		
11- 8	0- 0	0- 0		OVERALL		0- 0	1- 0	10- 8		
6- 3	0- 0	0- 0		HOME		0- 0	0- 0	6- 3		
5- 5	0- 0	0- 0		AWAY		0- 0	1- 0	4- 5		
0- 0	0- 0	0- 0		NEUTRAL		0- 0	0- 0	0- 0		
8- 5	0- 0	0- 0		NON-CONFERENCE		0- 0	1- 0	7- 5		
4- 2	0- 0	0- 0		HOME		0- 0	0- 0	4- 2		
4- 3	0- 0	0- 0		AWAY		0- 0	1- 0	3- 3		
0- 0	0- 0	0- 0		NEUTRAL		0- 0	0- 0	0- 0		
3- 3	0- 0	0- 0		CONFERENCE		0- 0	0- 0	3- 3		
2- 1	0- 0	0- 0		HOME		0- 0	0- 0	2- 1		
1- 2	0- 0	0- 0		AWAY		0- 0	0- 0	1- 2		
0- 0	0- 0	0- 0		NEUTRAL		0- 0	0- 0	0- 0		

RPI 1-25				RPI 26-50				RPI 51-100				RPI 101+				Team's RPI: 236	
RPI	S	Opponent	Score	RPI	S	Opponent	Score	RPI	S	Opponent	Score	RPI	S	Opponent	Score		
												118	A	San Diego	72	67	
												182	A	UNLV	64	58	
												189	H	Montana	69	71	
												193	A	Hawaii	72	79	
												217	A	Southern Utah	63	79	
												220	A	San Francisco	63	71	
												222	H	Delaware	55	72	
												243	A	San Diego St.	45	55	
												254	A	Grand Canyon	80	70	
												260	H	Long Beach St.	69	65	
												263	A	LMU (CA)	79	74	
												264	A	UC Santa Barbara	70	68	
												264	H	UC Santa Barbara	66	75	
												272	A	CSUN	57	63	
												294	H	Utah St.	83	62	
												301	H	California Baptist	97	93	
												313	H	Seattle U	81	63	
												314	H	Air Force	79	70	
												315	H	Cal Poly	65	64	
LAST 10 Division I																	
				315	H	Cal Poly	65 64	264	A	UC Santa Barbara	70 68						
				264	H	UC Santa Barbara	66 75	313	H	Seattle U	81 63						
				193	A	Hawaii	72 79	314	H	Air Force	79 70						
				272	A	CSUN	57 63	301	H	California Baptist	97 93						
				260	H	Long Beach St.	69 65	118	A	San Diego	72 67						

Cal St. Fullerton

California

Through Games Of Feb. 1, 2020

Average RPI Win:	222	WON-LOST	WINNING	LAST 10	STRENGTH OF	OPP. STRENGTH	TEAM	ADJ.	CONF.	ADJ CONF.
Average RPI Loss:	51	RECORD	PCT. RANK	GAMES	SCHEDULE	OF SCHEDULE	RPI	RPI	RPI	RPI
DIV. I ONLY	8- 12	234	1-9	22	60	137	137	1	1	
DIV. I NON-CONF.	8- 3	68	1-0	71	246	60	60	1	1	
TOTALS	RPI 1-25	RPI 26-50	W-L RECORDS	RPI 51-100	RPI 101-150	RPI 150+				
8- 12	0- 6	1- 0	OVERALL	0- 3	0- 3	7- 0				
7- 6	0- 2	1- 0	HOME	0- 2	0- 2	6- 0				
1- 6	0- 4	0- 0	AWAY	0- 1	0- 1	1- 0				
0- 0	0- 0	0- 0	NEUTRAL	0- 0	0- 0	0- 0				
8- 3	0- 2	1- 0	NON-CONFERENCE	0- 0	0- 1	7- 0				
7- 1	0- 1	1- 0	HOME	0- 0	0- 0	6- 0				
1- 2	0- 1	0- 0	AWAY	0- 0	0- 1	1- 0				
0- 0	0- 0	0- 0	NEUTRAL	0- 0	0- 0	0- 0				
0- 9	0- 4	0- 0	CONFERENCE	0- 3	0- 2	0- 0				
0- 5	0- 1	0- 0	HOME	0- 2	0- 2	0- 0				
0- 4	0- 3	0- 0	AWAY	0- 1	0- 0	0- 0				
0- 0	0- 0	0- 0	NEUTRAL	0- 0	0- 0	0- 0				

RPI S Opponent Score	RPI S Opponent Score	RPI S Opponent Score	RPI S Opponent Score
1 A Oregon 55 105	41 H Arkansas 84 80	51 H Colorado 50 62	107 H Utah 62 71
4 A Stanford 40 73		82 A Washington St. 66 92	108 H Washington 64 67
4 H Stanford 65 79		82 H Washington St. 75 96	125 A Harvard 53 56
9 A UConn 61 72			172 H Boston U. 73 62
12 A Oregon St. 44 81			185 H Santa Clara 69 65
21 H Kentucky 61 63			243 A San Diego St. 74 48
			254 H Grand Canyon 72 53
			260 H Long Beach St. 68 45
			298 H UC Riverside 84 61
			322 H N.C. Central 90 69
LAST 10 Division I			
82 A Washington St. 66 92	4 H Stanford 65 79		
51 H Colorado 50 62	4 A Stanford 40 73		
107 H Utah 62 71	82 H Washington St. 75 96		
1 A Oregon 55 105	108 H Washington 64 67		
12 A Oregon St. 44 81	254 H Grand Canyon 72 53		

Non-Div I Games:

California

Loss, Non-Conf, S Site, H Home A Away N Neutral

Average RPI Win:	268	WON-LOST	WINNING	LAST 10	STRENGTH OF	OPP. STRENGTH	TEAM	ADJ.	CONF.	ADJ CONF.
Average RPI Loss:	232	RECORD	PCT. RANK	GAMES	SCHEDULE	OF SCHEDULE	RPI	RPI	RPI	RPI
DIV. I ONLY	8- 12	234	3-7	307	338	301	301	32	32	
DIV. I NON-CONF.	6- 6	164	1-1	233	314	236	236	32	32	
TOTALS	RPI 1-25	RPI 26-50	W-L RECORDS	RPI 51-100	RPI 101-150	RPI 150+				
8- 12	0- 1	0- 0	OVERALL	0- 0	0- 1	8- 10				
6- 4	0- 0	0- 0	HOME	0- 0	0- 0	6- 4				
2- 5	0- 0	0- 0	AWAY	0- 0	0- 0	2- 5				
0- 3	0- 1	0- 0	NEUTRAL	0- 0	0- 1	0- 1				
6- 6	0- 1	0- 0	NON-CONFERENCE	0- 0	0- 1	6- 4				
5- 1	0- 0	0- 0	HOME	0- 0	0- 0	5- 1				
1- 2	0- 0	0- 0	AWAY	0- 0	0- 0	1- 2				
0- 3	0- 1	0- 0	NEUTRAL	0- 0	0- 1	0- 1				
2- 6	0- 0	0- 0	CONFERENCE	0- 0	0- 0	2- 6				
1- 3	0- 0	0- 0	HOME	0- 0	0- 0	1- 3				
1- 3	0- 0	0- 0	AWAY	0- 0	0- 0	1- 3				
0- 0	0- 0	0- 0	NEUTRAL	0- 0	0- 0	0- 0				

RPI	S	Opponent	Score	RPI	S	Opponent	Score	RPI	S	Opponent	Score	RPI	S	Opponent	Score	Team's RPI: 301
4	N	Stanford	78 83									146	N	Houston	75 96	
												158	H	Northern Ariz.	98 79	
												200	H	CSU Bakersfield	61 66	
												226	N	Bowling Green	60 98	
												228	A	Idaho St.	74 68	
												236	A	Cal St. Fullerton	93 97	
												243	H	San Diego St.	68 80	
												245	A	UMKC	65 75	
												254	H	Grand Canyon	58 62	
												260	H	Long Beach St.	79 70	
												264	H	UC Santa Barbara	85 81	
												272	H	CSUN	64 56	
												284	H	Alabama A&M	60 55	
												298	A	UC Riverside	64 80	
												300	A	UTRGV	68 87	
												313	H	Seattle U	49 83	
												318	A	New Mexico St.	56 57	
												327	H	Utah Valley	80 67	
												347	A	Chicago St.	80 65	
LAST 10 Division I																
313	H	Seattle U	49 83	200	H	CSU Bakersfield	61 66									
327	H	Utah Valley	80 67	300	A	UTRGV	68 87									
245	A	UMKC	65 75	318	A	New Mexico St.	56 57									
347	A	Chicago St.	80 65	243	H	San Diego St.	68 80									
254	H	Grand Canyon	58 62	228	A	Idaho St.	74 68									

Non-Div I Games: Ottawa (AZ) 103 75 LIFE Pacific 93 48

California Baptist

Loss, Non-Conf, S Site, H Home A Away N Neutral

Average RPI Win:	261	WON-LOST	WINNING	LAST 10	STRENGTH OF	OPP. STRENGTH	TEAM	ADJ.	CONF.	ADJ CONF.
Average RPI Loss:	198	RECORD	PCT. RANK	GAMES	SCHEDULE	OF SCHEDULE	RPI	RPI	RPI	RPI
DIV. I ONLY	13- 5	49	9-1	310	335	130	130	26	26	
DIV. I NON-CONF.	3- 4	201	0	280	286	227	227	28	28	
TOTALS	RPI 1-25	RPI 26-50	W-L RECORDS	RPI 51-100	RPI 101-150	RPI 150+				
13- 5	0- 0	0- 1	OVERALL	0- 1	0- 0	13- 3				
7- 0	0- 0	0- 0	HOME	0- 0	0- 0	7- 0				
6- 5	0- 0	0- 1	AWAY	0- 1	0- 0	6- 3				
0- 0	0- 0	0- 0	NEUTRAL	0- 0	0- 0	0- 0				
3- 4	0- 0	0- 1	NON-CONFERENCE	0- 1	0- 0	3- 2				
2- 0	0- 0	0- 0	HOME	0- 0	0- 0	2- 0				
1- 4	0- 0	0- 1	AWAY	0- 1	0- 0	1- 2				
0- 0	0- 0	0- 0	NEUTRAL	0- 0	0- 0	0- 0				
10- 1	0- 0	0- 0	CONFERENCE	0- 0	0- 0	10- 1				
5- 0	0- 0	0- 0	HOME	0- 0	0- 0	5- 0				
5- 1	0- 0	0- 0	AWAY	0- 0	0- 0	5- 1				
0- 0	0- 0	0- 0	NEUTRAL	0- 0	0- 0	0- 0				

RPI 1-25			RPI 26-50			RPI 51-100			RPI 101+ Team's RPI: 130		
RPI	S	Opponent	Score	RPI	S	Opponent	Score	RPI	S	Opponent	Score
				31	A	Old Dominion	44 59	89	A	Wake Forest	46 74
								153	H	UNC Greensboro	72 64
								160	A	Hampton	68 31
								209	H	High Point	73 36
								218	H	Kennesaw St.	63 51
								232	A	Radford	43 32
								237	A	UNC Asheville	52 60
								239	H	Gardner-Webb	48 44
								258	H	Winthrop	63 47
								265	A	Longwood	70 55
								304	A	Presbyterian	53 47
								310	A	Hofstra	55 58
								322	A	N.C. Central	64 67
								337	A	Western Caro.	61 40
								338	A	USC Upstate	80 72
								338	H	USC Upstate	50 38
								340	H	Charleston So.	61 36
LAST 10 Division I											
338	A	USC Upstate	80 72	160	A	Hampton	68 31				
232	A	Radford	43 32	239	H	Gardner-Webb	48 44				
340	H	Charleston So.	61 36	265	A	Longwood	70 55				
304	A	Presbyterian	53 47	237	A	UNC Asheville	52 60				
258	H	Winthrop	63 47	338	H	USC Upstate	50 38				

Non-Div I Games: St. Andrews 122 56 Bluefield Col. 65 41

Campbell

Loss, Non-Conf, S Site, H Home A Away N Neutral

Average RPI Win: 285		WON-LOST	WINNING	LAST 10	STRENGTH OF	OPP. STRENGTH	TEAM	ADJ.	CONF.	ADJ CONF.
Average RPI Loss: 216		RECORD	PCT. RANK	GAMES	SCHEDULE	OF SCHEDULE	RPI	RPI	RPI	RPI
DIV. I ONLY		2- 17	338	1-9	292	316	341	341	24	24
DIV. I NON-CONF.		1- 8	322	0	298	306	342	342	25	25
TOTALS		RPI 1-25	RPI 26-50	W-L RECORDS	RPI 51-100	RPI 101-150	RPI 150+			
2- 17	0- 0		0- 0	OVERALL	0- 4	0- 0	2- 13			
1- 6	0- 0		0- 0	HOME	0- 3	0- 0	1- 3			
1- 10	0- 0		0- 0	AWAY	0- 1	0- 0	1- 9			
0- 1	0- 0		0- 0	NEUTRAL	0- 0	0- 0	0- 1			
1- 8	0- 0		0- 0	NON-CONFERENCE	0- 2	0- 0	1- 6			
1- 2	0- 0		0- 0	HOME	0- 1	0- 0	1- 1			
0- 5	0- 0		0- 0	AWAY	0- 1	0- 0	0- 4			
0- 1	0- 0		0- 0	NEUTRAL	0- 0	0- 0	0- 1			
1- 9	0- 0		0- 0	CONFERENCE	0- 2	0- 0	1- 7			
0- 4	0- 0		0- 0	HOME	0- 2	0- 0	0- 2			
1- 5	0- 0		0- 0	AWAY	0- 0	0- 0	1- 5			
0- 0	0- 0		0- 0	NEUTRAL	0- 0	0- 0	0- 0			

RPI 1-25				RPI 26-50				RPI 51-100				RPI 101+				Team's RPI: 341	
RPI	S	Opponent	Score	RPI	S	Opponent	Score	RPI	S	Opponent	Score	RPI	S	Opponent	Score		
								83	H	Marist	59	90	165	A	Quinnipiac	71	74
								86	H	Colgate	69	90	170	A	Toledo	65	83
								87	H	Rider	57	70	207	A	Fairfield	70	72
								93	A	Buffalo	55	71	215	A	Manhattan	50	68
													230	A	Youngstown St.	59	87
													246	A	Niagara	62	81
													251	A	Stetson	52	68
													278	N	Appalachian St.	57	74
													280	A	Monmouth	71	62
													289	H	St. Bonaventure	84	82
													295	A	Vermont	53	76
													306	A	Siena	43	72
													306	H	Siena	63	68
													312	H	Albany (NY)	53	70
													336	H	Saint Peter's	68	86
LAST 10 Division I																	
				306	A	Siena	43	72	207	A	Fairfield	70	72				
				246	A	Niagara	62	81	306	H	Siena	63	68				
				336	H	Saint Peter's	68	86	83	H	Marist	59	90				
				87	H	Rider	57	70	280	A	Monmouth	71	62				
				165	A	Quinnipiac	71	74	215	A	Manhattan	50	68				

Non-Div I Games:

Canisius

Loss, Non-Conf, S Site, H Home A Away N Neutral

Central Ark.

Through Games Of Feb. 1, 2020

Average RPI Win:	290	WON-LOST	WINNING	LAST 10	STRENGTH OF	OPP. STRENGTH	TEAM	ADJ.	CONF.	ADJ CONF.
Average RPI Loss:	134	RECORD	PCT. RANK	GAMES	SCHEDULE	OF SCHEDULE	RPI	RPI	RPI	RPI
DIV. I ONLY	6- 11	252	4-6	157	285	211	211	23	23	
DIV. I NON-CONF.	1- 5	313	0	18	169	205	205	20	20	
TOTALS	RPI 1-25	RPI 26-50	W-L RECORDS	RPI 51-100	RPI 101-150	RPI 150+				
6- 11	0- 1	0- 1	OVERALL	0- 0	0- 5	6- 4				
2- 3	0- 0	0- 0	HOME	0- 0	0- 2	2- 1				
4- 8	0- 1	0- 1	AWAY	0- 0	0- 3	4- 3				
0- 0	0- 0	0- 0	NEUTRAL	0- 0	0- 0	0- 0				
1- 5	0- 1	0- 1	NON-CONFERENCE	0- 0	0- 1	1- 2				
1- 0	0- 0	0- 0	HOME	0- 0	0- 0	1- 0				
0- 5	0- 1	0- 1	AWAY	0- 0	0- 1	0- 2				
0- 0	0- 0	0- 0	NEUTRAL	0- 0	0- 0	0- 0				
5- 6	0- 0	0- 0	CONFERENCE	0- 0	0- 4	5- 2				
1- 3	0- 0	0- 0	HOME	0- 0	0- 2	1- 1				
4- 3	0- 0	0- 0	AWAY	0- 0	0- 2	4- 1				
0- 0	0- 0	0- 0	NEUTRAL	0- 0	0- 0	0- 0				

RPI 1-25				RPI 26-50				RPI 51-100				RPI 101+ Team's RPI: 211			
RPI	S	Opponent	Score	RPI	S	Opponent	Score	RPI	S	Opponent	Score	RPI	S	Opponent	Score
16	A	Texas A&M	46 76	47	A	Tennessee	36 63					117	A	SFA	41 102
												120	H	Abilene Christian	64 74
												121	A	A&M-Corpus Christi	47 67
												140	A	Tulane	38 65
												144	H	Sam Houston St.	54 72
												159	H	New Orleans	37 49
												161	H	Jackson St.	57 54
												176	A	Little Rock	48 63
												210	A	Northern Ky.	56 72
												223	A	Southeastern La.	42 63
												288	A	Nicholls St.	53 46
												303	A	Incarinate Word	47 37
												311	H	Houston Baptist	63 39
												332	A	McNeese	70 57
												342	A	Northwestern St.	51 44
LAST 10 Division I															
342	A	Northwestern St.	51 44	144	H	Sam Houston St.	54 72								
223	A	Southeastern La.	42 63	159	H	New Orleans	37 49								
120	H	Abilene Christian	64 74	332	A	McNeese	70 57								
288	A	Nicholls St.	53 46	311	H	Houston Baptist	63 39								
117	A	SFA	41 102	121	A	A&M-Corpus Christi	47 67								

Non-Div I Games: Hendrix 104 28 Central Baptist 66 43 Crowley's Ridge 82 26

Central Ark.

Loss, Non-Conf, S Site, H Home A Away N Neutral

Average RPI Win:	308	WON-LOST	WINNING	LAST 10	STRENGTH OF	OPP. STRENGTH	TEAM	ADJ.	CONF.	ADJ CONF.
Average RPI Loss:	213	RECORD	PCT. RANK	GAMES	SCHEDULE	OF SCHEDULE	RPI	RPI	RPI	RPI
DIV. I ONLY	2- 19	341	1-9	297	327	345	345	30	30	
DIV. I NON-CONF.	1- 10	329	0	284	263	331	331	30	30	
TOTALS	RPI 1-25	RPI 26-50	W-L RECORDS	RPI 51-100	RPI 101-150	RPI 150+				
2- 19	0- 0	0- 1	OVERALL	0- 1	0- 4	2- 13				
1- 7	0- 0	0- 0	HOME	0- 0	0- 1	1- 6				
1- 12	0- 0	0- 1	AWAY	0- 1	0- 3	1- 7				
0- 0	0- 0	0- 0	NEUTRAL	0- 0	0- 0	0- 0				
1- 10	0- 0	0- 1	NON-CONFERENCE	0- 1	0- 2	1- 6				
0- 3	0- 0	0- 0	HOME	0- 0	0- 0	0- 3				
1- 7	0- 0	0- 1	AWAY	0- 1	0- 2	1- 3				
0- 0	0- 0	0- 0	NEUTRAL	0- 0	0- 0	0- 0				
1- 9	0- 0	0- 0	CONFERENCE	0- 0	0- 2	1- 7				
1- 4	0- 0	0- 0	HOME	0- 0	0- 1	1- 3				
0- 5	0- 0	0- 0	AWAY	0- 0	0- 1	0- 4				
0- 0	0- 0	0- 0	NEUTRAL	0- 0	0- 0	0- 0				

RPI S	Opponent	Score	RPI S	Opponent	Score	RPI S	Opponent	Score	RPI S	Opponent	Score	Team's RPI: 345
29	A FGCU	60 94	93	A Buffalo	56 61	110	A Duquesne	33 72	141	A Lehigh	51 70	
						150	A Robert Morris	42 80	150	H Robert Morris	56 86	
						178	A Fla. Atlantic	54 72	203	H UMass Lowell	54 56	
						206	H Merrimack	56 65	224	A Mt. St. Mary's	64 72	
						225	H Brown	73 83	248	H Saint Francis (PA)	52 64	
						269	H Wagner	66 63	273	A Pittsburgh	73 81	
						275	A New Hampshire	59 70	282	A Sacred Heart	58 66	
						282	H Sacred Heart	52 54	312	H Albany (NY)	63 73	
						331	A Fairleigh Dickinson	47 66	335	A LIU Brooklyn	61 63	
						346	A Hartford	61 54				
LAST 10 Division I												
150	A Robert Morris	42 80	335	A LIU Brooklyn	61 63							
282	H Sacred Heart	52 54	206	H Merrimack	56 65							
269	H Wagner	66 63	282	A Sacred Heart	58 66							
331	A Fairleigh Dickinson	47 66	248	H Saint Francis (PA)	52 64							
224	A Mt. St. Mary's	64 72	150	H Robert Morris	56 86							

Non-Div I Games:

Central Conn. St.

■ Loss,
 ■ Non-Conf,
 ■ S Site,
 ■ H Home
 ■ A Away
 N Neutral

Central Mich.

Through Games Of Feb. 1, 2020

Average RPI Win:	139	WON-LOST	WINNING	LAST 10	STRENGTH OF	OPP. STRENGTH	TEAM	ADJ.	CONF.	ADJ CONF.
Average RPI Loss:	57	RECORD	PCT. RANK	GAMES	SCHEDULE	OF SCHEDULE	RPI	RPI	RPI	RPI
DIV. I ONLY	16- 4	34	9-1	18	110	17	17	10	10	
DIV. I NON-CONF.	7- 4	100	0-1	19	79	32	32	10	10	
TOTALS	RPI 1-25	RPI 26-50	W-L RECORDS	RPI 51-100	RPI 101-150	RPI 150+				
16- 4	0- 1	0- 1	OVERALL	7- 1	1- 1	8- 0				
8- 1	0- 0	0- 0	HOME	4- 0	1- 1	3- 0				
8- 3	0- 1	0- 1	AWAY	3- 1	0- 0	5- 0				
0- 0	0- 0	0- 0	NEUTRAL	0- 0	0- 0	0- 0				
7- 4	0- 1	0- 1	NON-CONFERENCE	3- 1	1- 1	3- 0				
4- 1	0- 0	0- 0	HOME	2- 0	1- 1	1- 0				
3- 3	0- 1	0- 1	AWAY	1- 1	0- 0	2- 0				
0- 0	0- 0	0- 0	NEUTRAL	0- 0	0- 0	0- 0				
9- 0	0- 0	0- 0	CONFERENCE	4- 0	0- 0	5- 0				
4- 0	0- 0	0- 0	HOME	2- 0	0- 0	2- 0				
5- 0	0- 0	0- 0	AWAY	2- 0	0- 0	3- 0				
0- 0	0- 0	0- 0	NEUTRAL	0- 0	0- 0	0- 0				

RPI 1-25				RPI 26-50				RPI 51-100				RPI 101+			
RPI	S	Opponent	Score	RPI	S	Opponent	Score	RPI	S	Opponent	Score	RPI	S	Opponent	Score
3	A	Louisville	63 76	32	A	Western Ky.	58 93	61	A	UCF	58 64	128	H	Northeastern	79 63
								68	A	Ohio	73 71	133	H	Green Bay	105 111
								68	H	Ohio	92 90	151	A	Western Mich.	80 70
								70	A	South Dakota St.	79 74	152	A	Bethune-Cookman	92 67
								78	H	Ball St.	66 39	170	H	Toledo	73 66
								83	H	Marist	77 54	173	A	Eastern Mich.	89 82
								85	H	Dayton	81 80	180	H	Miami (OH)	76 70
								93	A	Buffalo	98 93	198	A	Akron	77 72
												238	H	Iona	70 50
												281	A	Oakland	65 47
LAST 10 Division I															
68	H	Ohio	92 90	78	H	Ball St.	66 39								
93	A	Buffalo	98 93	180	H	Miami (OH)	76 70								
170	H	Toledo	73 66	68	A	Ohio	73 71								
173	A	Eastern Mich.	89 82	198	A	Akron	77 72								
151	A	Western Mich.	80 70	61	A	UCF	58 64								

Non-Div I Games:

Central Mich.

■ Loss,
■ Non-Conf, S Site,
■ Home
■ Away
N Neutral

Charleston So.

Through Games Of Feb. 1, 2020

Average RPI Win:	237	WON-LOST	WINNING	LAST 10	STRENGTH OF	OPP. STRENGTH	TEAM	ADJ.	CONF.	ADJ CONF.
Average RPI Loss:	220	RECORD	PCT. RANK	GAMES	SCHEDULE	OF SCHEDULE	RPI	RPI	RPI	RPI
DIV. I ONLY	1- 17	345	1-9	231	348	340	340	26	26	
DIV. I NON-CONF.	0- 7	338	0	198	339	340	340	28	28	
TOTALS	RPI 1-25	RPI 26-50	W-L RECORDS	RPI 51-100	RPI 101-150	RPI 150+				
1- 17	0- 1	0- 0	OVERALL	0- 1	0- 1	1- 14				
0- 9	0- 0	0- 0	HOME	0- 0	0- 0	0- 9				
1- 8	0- 1	0- 0	AWAY	0- 1	0- 1	1- 5				
0- 0	0- 0	0- 0	NEUTRAL	0- 0	0- 0	0- 0				
0- 7	0- 1	0- 0	NON-CONFERENCE	0- 1	0- 0	0- 5				
0- 4	0- 0	0- 0	HOME	0- 0	0- 0	0- 4				
0- 3	0- 1	0- 0	AWAY	0- 1	0- 0	0- 1				
0- 0	0- 0	0- 0	NEUTRAL	0- 0	0- 0	0- 0				
1- 10	0- 0	0- 0	CONFERENCE	0- 0	0- 1	1- 9				
0- 5	0- 0	0- 0	HOME	0- 0	0- 0	0- 5				
1- 5	0- 0	0- 0	AWAY	0- 0	0- 1	1- 4				
0- 0	0- 0	0- 0	NEUTRAL	0- 0	0- 0	0- 0				

RPI 1-25				RPI 26-50				RPI 51-100				RPI 101+ Team's RPI: 340			
RPI	S	Opponent	Score	RPI	S	Opponent	Score	RPI	S	Opponent	Score	RPI	S	Opponent	Score
23	A	Florida St.	36 88					58	A	North Carolina	54 85	130	A	Campbell	36 61
												152	H	Bethune-Cookman	41 81
												160	H	Hampton	59 64
												199	H	North Dakota	57 73
												209	H	High Point	70 84
												232	A	Radford	35 72
												237	A	UNC Asheville	60 48
												239	A	Gardner-Webb	45 67
												239	H	Gardner-Webb	52 79
												250	H	Col. of Charleston	70 79
												258	H	Winthrop	53 58
												265	A	Longwood	64 84
												304	H	Presbyterian	46 67
												337	A	Western Caro.	64 69
												338	A	USC Upstate	53 70
												350	H	South Carolina St.	75 81
LAST 10 Division I															
239	A	Gardner-Webb	45 67	237	A	UNC Asheville	60 48								
304	H	Presbyterian	46 67	209	H	High Point	70 84								
258	H	Winthrop	53 58	265	A	Longwood	64 84								
130	A	Campbell	36 61	232	A	Radford	35 72								
160	H	Hampton	59 64	239	H	Gardner-Webb	52 79								

Non-Div I Games: Columbia (SC) 76 59 Virginia-Lynchburg 92 55

Charleston So.

Loss, Non-Conf, S Site, H Home A Away N Neutral

Average RPI Win:	189	WON-LOST	WINNING	LAST 10	STRENGTH OF	OPP. STRENGTH	TEAM	ADJ.	CONF.	ADJ CONF.
Average RPI Loss:	72	RECORD	PCT. RANK	GAMES	SCHEDULE	OF SCHEDULE	RPI	RPI	RPI	RPI
DIV. I ONLY	14- 6	58	6-4	125	94	67	67	13	13	
DIV. I NON-CONF.	9- 2	38	1-0	162	71	55	55	14	14	
TOTALS	RPI 1-25	RPI 26-50	W-L RECORDS	RPI 51-100	RPI 101-150	RPI 150+				
14- 6	0- 1	0- 2	OVERALL	3- 1	3- 1	8- 1				
7- 2	0- 0	0- 1	HOME	0- 0	1- 1	6- 0				
5- 4	0- 1	0- 1	AWAY	2- 1	1- 0	2- 1				
2- 0	0- 0	0- 0	NEUTRAL	1- 0	1- 0	0- 0				
9- 2	0- 1	0- 0	NON-CONFERENCE	3- 0	2- 1	4- 0				
4- 1	0- 0	0- 0	HOME	0- 0	1- 1	3- 0				
3- 1	0- 1	0- 0	AWAY	2- 0	0- 0	1- 0				
2- 0	0- 0	0- 0	NEUTRAL	1- 0	1- 0	0- 0				
5- 4	0- 0	0- 2	CONFERENCE	0- 1	1- 0	4- 1				
3- 1	0- 0	0- 1	HOME	0- 0	0- 0	3- 0				
2- 3	0- 0	0- 1	AWAY	0- 1	1- 0	1- 1				
0- 0	0- 0	0- 0	NEUTRAL	0- 0	0- 0	0- 0				

RPI 1-25				RPI 26-50				RPI 51-100				Team's RPI: 67	RPI 101+			
RPI	S	Opponent	Score	RPI	S	Opponent	Score	RPI	S	Opponent	Score		RPI	S	Opponent	Score
21	A	Kentucky	39 86	31	A	Old Dominion	51 54	59	A	Middle Tenn.	59 83		112	H	Fordham	51 76
				32	H	Western Ky.	56 60	64	N	Boston College	84 68		116	A	UAB	83 75
								89	A	Wake Forest	77 65		124	H	Richmond	78 59
								90	A	Davidson	75 64		140	N	Tulane	60 56
													178	A	Fla. Atlantic	44 65
													194	H	Southern Miss.	63 59
													222	H	Delaware	61 57
													234	H	Louisiana Tech	55 37
													239	H	Gardner-Webb	74 49
													257	H	Marshall	52 46
													271	A	East Carolina	59 47
													283	A	FIU	64 50
													323	H	UMES	64 44
LAST 10 Division I																
				194	H	Southern Miss.	63 59					257	H	Marshall	52 46	
				234	H	Louisiana Tech	55 37					31	A	Old Dominion	51 54	
				283	A	FIU	64 50					59	A	Middle Tenn.	59 83	
				178	A	Fla. Atlantic	44 65					116	A	UAB	83 75	
				32	H	Western Ky.	56 60					323	H	UMES	64 44	

Non-Div I Games:

Charlotte

Chattanooga

Through Games Of Feb. 1, 2020

Average RPI Win:	232	WON-LOST	WINNING	LAST 10	STRENGTH OF	OPP. STRENGTH	TEAM	ADJ.	CONF.	ADJ CONF.
Average RPI Loss:	123	RECORD	PCT. RANK	GAMES	SCHEDULE	OF SCHEDULE	RPI	RPI	RPI	RPI
DIV. I ONLY	5- 16	300	4-6	72	154	219	219	25	25	
DIV. I NON-CONF.	1- 13	337	0-3	13	95	216	216	22	22	
TOTALS	RPI 1-25	RPI 26-50	W-L RECORDS	RPI 51-100	RPI 101-150	RPI 150+				
5- 16	0- 2	0- 1	OVERALL	0- 6	1- 1	4- 6				
2- 6	0- 0	0- 1	HOME	0- 2	0- 0	2- 3				
3- 10	0- 2	0- 0	AWAY	0- 4	1- 1	2- 3				
0- 0	0- 0	0- 0	NEUTRAL	0- 0	0- 0	0- 0				
1- 13	0- 2	0- 1	NON-CONFERENCE	0- 6	1- 0	0- 4				
0- 6	0- 0	0- 1	HOME	0- 2	0- 0	0- 3				
1- 7	0- 2	0- 0	AWAY	0- 4	1- 0	0- 1				
0- 0	0- 0	0- 0	NEUTRAL	0- 0	0- 0	0- 0				
4- 3	0- 0	0- 0	CONFERENCE	0- 0	0- 1	4- 2				
2- 0	0- 0	0- 0	HOME	0- 0	0- 0	2- 0				
2- 3	0- 0	0- 0	AWAY	0- 0	0- 1	2- 2				
0- 0	0- 0	0- 0	NEUTRAL	0- 0	0- 0	0- 0				

RPI 1-25				RPI 26-50				RPI 51-100				RPI 101+ Team's RPI: 219			
RPI	S	Opponent	Score	RPI	S	Opponent	Score	RPI	S	Opponent	Score	RPI	S	Opponent	Score
3	A	Louisville	37 86	26	H	Purdue	34 66	62	H	Troy	51 90	109	A	Liberty	71 54
18	A	NC State	38 74					65	A	Belmont	50 63	148	A	Samford	46 60
								68	H	Ohio	58 70	153	A	UNC Greensboro	41 49
								70	A	South Dakota St.	56 71	160	H	Hampton	55 84
								73	A	UT Martin	51 78	187	H	Furman	60 52
								97	A	Cincinnati	53 72	195	H	Austin Peay	49 50
												221	H	Northern Colo.	42 59
												259	A	ETSU	91 82
												270	H	Wofford	80 76
												279	A	Eastern Ky.	65 71
												329	A	Mercer	48 55
												337	A	Western Caro.	59 52
LAST 10 Division I															
259	A	ETSU	91 82	153	A	UNC Greensboro	41 49								
329	A	Mercer	48 55	337	A	Western Caro.	59 52								
148	A	Samford	46 60	68	H	Ohio	58 70								
187	H	Furman	60 52	18	A	NC State	38 74								
270	H	Wofford	80 76	62	H	Troy	51 90								

Non-Div I Games:

Chattanooga

■ Loss,
 ■ Non-Conf, S Site,
 ■ Home
 ■ Away
 N Neutral

Average RPI Win:	200	WON-LOST	WINNING	LAST 10	STRENGTH OF	OPP. STRENGTH	TEAM	ADJ.	CONF.	ADJ CONF.
Average RPI Loss:	230	RECORD	PCT. RANK	GAMES	SCHEDULE	OF SCHEDULE	RPI	RPI	RPI	RPI
DIV. I ONLY	1- 20	348	1-9	304	314	347	347	32	32	
DIV. I NON-CONF.	0- 13	338	0-2	264	241	343	343	32	32	
TOTALS	RPI 1-25	RPI 26-50	W-L RECORDS	RPI 51-100	RPI 101-150	RPI 150+				
1- 20	0- 0	0- 1	OVERALL	0- 0	0- 4	1- 15				
0- 9	0- 0	0- 1	HOME	0- 0	0- 2	0- 6				
1- 10	0- 0	0- 0	AWAY	0- 0	0- 2	1- 8				
0- 1	0- 0	0- 0	NEUTRAL	0- 0	0- 0	0- 1				
0- 13	0- 0	0- 1	NON-CONFERENCE	0- 0	0- 4	0- 8				
0- 6	0- 0	0- 1	HOME	0- 0	0- 2	0- 3				
0- 6	0- 0	0- 0	AWAY	0- 0	0- 2	0- 4				
0- 1	0- 0	0- 0	NEUTRAL	0- 0	0- 0	0- 1				
1- 7	0- 0	0- 0	CONFERENCE	0- 0	0- 0	1- 7				
0- 3	0- 0	0- 0	HOME	0- 0	0- 0	0- 3				
1- 4	0- 0	0- 0	AWAY	0- 0	0- 0	1- 4				
0- 0	0- 0	0- 0	NEUTRAL	0- 0	0- 0	0- 0				

RPI S	Opponent	Score	RPI S	Opponent	Score	RPI S	Opponent	Score	RPI S	Opponent	Score	Team's RPI: 347
27	H Arizona	50 82							113	A UT Arlington	53 84	
									114	H Loyola Chicago	53 98	
									133	H Green Bay	46 102	
									149	A Illinois	66 96	
									151	A Western Mich.	69 90	
									157	A Valparaiso	49 95	
									200	A CSU Bakersfield	60 58	
									212	H Western Ill.	78 88	
									245	A UMKC	57 73	
									254	A Grand Canyon	49 69	
									264	N UC Santa Barbara	65 96	
									281	H Oakland	70 98	
									287	A Nevada	60 80	
									300	H UTRGV	67 87	
									301	H California Baptist	65 80	
									313	A Seattle U	51 80	
									318	H New Mexico St.	60 73	
									324	A Evansville	42 76	
									327	A Utah Valley	58 89	
									333	H UIC	61 73	
LAST 10 Division I												
245	A UMKC	57 73	318	H New Mexico St.	60 73							
301	H California Baptist	65 80	313	A Seattle U	51 80							
200	A CSU Bakersfield	60 58	327	A Utah Valley	58 89							
254	A Grand Canyon	49 69	157	A Valparaiso	49 95							
300	H UTRGV	67 87	324	A Evansville	42 76							

Non-Div I Games:

Chicago St.

■ Loss,
 ■ Non-Conf,
 ■ S Site,
 ■ H Home
 ■ A Away
 N Neutral

Average RPI Win: 174	WON-LOST	WINNING	LAST 10	STRENGTH OF	OPP. STRENGTH	TEAM	ADJ.	CONF.	ADJ CONF.
Average RPI Loss: 62	RECORD	PCT. RANK	GAMES	SCHEDULE	OF SCHEDULE	RPI	RPI	RPI	RPI
DIV. I ONLY	13- 7	86	7-3	135	42	97	97	9	9
DIV. I NON-CONF.	9- 4	84	3-0	255	26	158	158	9	9
TOTALS	RPI 1-25	RPI 26-50	W-L RECORDS	RPI 51-100	RPI 101-150	RPI 150+			
13- 7	0- 2	0- 1	OVERALL	3- 3	3- 1	7- 0			
10- 2	0- 0	0- 1	HOME	3- 1	2- 0	5- 0			
3- 3	0- 1	0- 0	AWAY	0- 1	1- 1	2- 0			
0- 2	0- 1	0- 0	NEUTRAL	0- 1	0- 0	0- 0			
9- 4	0- 1	0- 1	NON-CONFERENCE	1- 2	2- 0	6- 0			
7- 2	0- 0	0- 1	HOME	1- 1	1- 0	5- 0			
2- 0	0- 0	0- 0	AWAY	0- 0	1- 0	1- 0			
0- 2	0- 1	0- 0	NEUTRAL	0- 1	0- 0	0- 0			
4- 3	0- 1	0- 0	CONFERENCE	2- 1	1- 1	1- 0			
3- 0	0- 0	0- 0	HOME	2- 0	1- 0	0- 0			
1- 3	0- 1	0- 0	AWAY	0- 1	0- 1	1- 0			
0- 0	0- 0	0- 0	NEUTRAL	0- 0	0- 0	0- 0			

RPI 1-25				RPI 26-50				RPI 51-100 Team's RPI: 97				RPI 101+			
RPI	S	Opponent	Score	RPI	S	Opponent	Score	RPI	S	Opponent	Score	RPI	S	Opponent	Score
8	N	Iowa	61 69	33	H	Ohio St.	73 78	53	H	Temple	86 81	101	A	VCU	58 56
9	A	UConn	50 80					61	H	UCF	81 64	107	H	Utah	68 62
								76	N	Bucknell	48 56	140	A	Tulane	59 64
								77	A	South Fla.	68 76	146	H	Houston	85 66
								78	H	Ball St.	63 56	180	H	Miami (OH)	98 68
								94	H	Saint Louis	50 60	181	A	Memphis	73 66
												219	H	Chattanooga	72 53
												240	A	Xavier	85 78
												273	H	Pittsburgh	69 53
												284	H	Alabama A&M	62 47
												343	H	Coppin St.	86 40
LAST 10 Division I															
		9	A	UConn	50 80			181	A	Memphis	73 66				
		53	H	Temple	86 81			77	A	South Fla.	68 76				
		146	H	Houston	85 66			343	H	Coppin St.	86 40				
		140	A	Tulane	59 64			273	H	Pittsburgh	69 53				
		61	H	UCF	81 64			284	H	Alabama A&M	62 47				

Non-Div I Games:

Cincinnati

Average RPI Win:	230	WON-LOST	WINNING	LAST 10	STRENGTH OF	OPP. STRENGTH	TEAM	ADJ.	CONF.	ADJ CONF.
Average RPI Loss:	70	RECORD	PCT. RANK	GAMES	SCHEDULE	OF SCHEDULE	RPI	RPI	RPI	RPI
DIV. I ONLY	7- 14	260	3-7	56	53	175	175	5	5	
DIV. I NON-CONF.	4- 7	225	0-1	148	149	230	230	3	3	
TOTALS	RPI 1-25	RPI 26-50	W-L RECORDS	RPI 51-100	RPI 101-150	RPI 150+				
7- 14	0- 6	1- 1	OVERALL	0- 4	1- 1	5- 2				
4- 7	0- 4	1- 0	HOME	0- 1	0- 1	3- 1				
2- 6	0- 1	0- 1	AWAY	0- 3	1- 0	1- 1				
1- 1	0- 1	0- 0	NEUTRAL	0- 0	0- 0	1- 0				
4- 7	0- 3	0- 0	NON-CONFERENCE	0- 1	0- 1	4- 2				
2- 4	0- 1	0- 0	HOME	0- 1	0- 1	2- 1				
1- 2	0- 1	0- 0	AWAY	0- 0	0- 0	1- 1				
1- 1	0- 1	0- 0	NEUTRAL	0- 0	0- 0	1- 0				
3- 7	0- 3	1- 1	CONFERENCE	0- 3	1- 0	1- 0				
2- 3	0- 3	1- 0	HOME	0- 0	0- 0	1- 0				
1- 4	0- 0	0- 1	AWAY	0- 3	1- 0	0- 0				
0- 0	0- 0	0- 0	NEUTRAL	0- 0	0- 0	0- 0				

RPI 1-25				RPI 26-50				RPI 51-100				RPI 101+ Team's RPI: 175			
RPI	S	Opponent	Score	RPI	S	Opponent	Score	RPI	S	Opponent	Score	RPI	S	Opponent	Score
2	H	South Carolina	48 84	35	A	Virginia Tech	50 71	55	A	Miami (FL)	64 68	122	H	N.C. A&T	74 82
3	H	Louisville	50 75	38	H	Duke	62 58	63	A	Georgia Tech	47 49	126	A	Notre Dame	71 55
7	N	Maryland	44 63					69	H	Alabama	54 67	187	H	Furman	77 71
8	A	Iowa	60 74					89	A	Wake Forest	58 63	190	A	Penn St.	55 68
18	H	NC State	60 79									273	H	Pittsburgh	75 67
23	H	Florida St.	64 81									290	H	Navy	52 65
												321	N	Alcorn	77 46
												329	A	Mercer	65 61
												334	H	Alabama St.	76 43
LAST 10 Division I															
18	H	NC State	60 79	63	A	Georgia Tech	47 49								
35	A	Virginia Tech	50 71	89	A	Wake Forest	58 63								
55	A	Miami (FL)	64 68	3	H	Louisville	50 75								
38	H	Duke	62 58	126	A	Notre Dame	71 55								
273	H	Pittsburgh	75 67	122	H	N.C. A&T	74 82								

Non-Div I Games:

Clemson

■ Loss,
■ Non-Conf, S Site,
■ Home
■ Away
N Neutral

Average RPI Win:	279	WON-LOST	WINNING	LAST 10	STRENGTH OF	OPP. STRENGTH	TEAM	ADJ.	CONF.	ADJ CONF.
Average RPI Loss:	165	RECORD	PCT. RANK	GAMES	SCHEDULE	OF SCHEDULE	RPI	RPI	RPI	RPI
DIV. I ONLY	14- 6	58	5-5	349	220	195	195	21	21	
DIV. I NON-CONF.	8- 1	27	0	351	208	169	169	19	19	
TOTALS	RPI 1-25	RPI 26-50	W-L RECORDS	RPI 51-100	RPI 101-150	RPI 150+				
14- 6	0- 0	0- 0	OVERALL	0- 2	0- 1	14- 3				
4- 2	0- 0	0- 0	HOME	0- 1	0- 1	4- 0				
10- 4	0- 0	0- 0	AWAY	0- 1	0- 0	10- 3				
0- 0	0- 0	0- 0	NEUTRAL	0- 0	0- 0	0- 0				
8- 1	0- 0	0- 0	NON-CONFERENCE	0- 0	0- 0	8- 1				
1- 0	0- 0	0- 0	HOME	0- 0	0- 0	1- 0				
7- 1	0- 0	0- 0	AWAY	0- 0	0- 0	7- 1				
0- 0	0- 0	0- 0	NEUTRAL	0- 0	0- 0	0- 0				
6- 5	0- 0	0- 0	CONFERENCE	0- 2	0- 1	6- 2				
3- 2	0- 0	0- 0	HOME	0- 1	0- 1	3- 0				
3- 3	0- 0	0- 0	AWAY	0- 1	0- 0	3- 2				
0- 0	0- 0	0- 0	NEUTRAL	0- 0	0- 0	0- 0				

RPI 1-25				RPI 26-50				RPI 51-100				RPI 101+				Team's RPI: 195	
RPI	S	Opponent	Score	RPI	S	Opponent	Score	RPI	S	Opponent	Score	RPI	S	Opponent	Score		
								54	A	IUPUI	48	58	133	H	Green Bay	54	74
								54	H	IUPUI	53	78	197	A	Wright St.	62	78
													198	H	Akron	66	62
													210	A	Northern Ky.	73	68
													226	A	Bowling Green	62	89
													230	H	Youngstown St.	60	52
													241	H	Milwaukee	58	49
													259	A	ETSU	62	54
													261	A	Delaware St.	57	49
													281	A	Oakland	79	58
													289	A	St. Bonaventure	65	62
													293	A	Omaha	79	66
													310	A	Hofstra	61	51
													325	A	Detroit Mercy	59	70
													333	A	UIC	83	43
													333	H	UIC	84	44
													335	A	LIU Brooklyn	79	49
													337	A	Western Caro.	68	61
LAST 10 Division I																	
333	A	UIC	83	43	325	A	Detroit Mercy	59	70								
54	A	IUPUI	48	58	230	H	Youngstown St.	60	52								
133	H	Green Bay	54	74	210	A	Northern Ky.	73	68								
241	H	Milwaukee	58	49	197	A	Wright St.	62	78								
281	A	Oakland	79	58	54	H	IUPUI	53	78								

Non-Div I Games: Davis & Elkins 110 41 Lake Erie 95 49

Cleveland St.

Average RPI Win:	252	WON-LOST	WINNING	LAST 10	STRENGTH OF	OPP. STRENGTH	TEAM	ADJ.	CONF.	ADJ CONF.
Average RPI Loss:	129	RECORD	PCT. RANK	GAMES	SCHEDULE	OF SCHEDULE	RPI	RPI	RPI	RPI
DIV. I ONLY	15- 3	25	8-2	335	225	127	127	22	22	
DIV. I NON-CONF.	8- 1	27	1-0	344	271	161	161	21	21	
TOTALS	RPI 1-25	RPI 26-50	W-L RECORDS	RPI 51-100	RPI 101-150	RPI 150+				
15- 3	0- 0	0- 0	OVERALL	0- 1	1- 1	14- 1				
8- 1	0- 0	0- 0	HOME	0- 0	1- 1	7- 0				
6- 2	0- 0	0- 0	AWAY	0- 1	0- 0	6- 1				
1- 0	0- 0	0- 0	NEUTRAL	0- 0	0- 0	1- 0				
8- 1	0- 0	0- 0	NON-CONFERENCE	0- 0	0- 1	8- 0				
4- 1	0- 0	0- 0	HOME	0- 0	0- 1	4- 0				
3- 0	0- 0	0- 0	AWAY	0- 0	0- 0	3- 0				
1- 0	0- 0	0- 0	NEUTRAL	0- 0	0- 0	1- 0				
7- 2	0- 0	0- 0	CONFERENCE	0- 1	1- 0	6- 1				
4- 0	0- 0	0- 0	HOME	0- 0	1- 0	3- 0				
3- 2	0- 0	0- 0	AWAY	0- 1	0- 0	3- 1				
0- 0	0- 0	0- 0	NEUTRAL	0- 0	0- 0	0- 0				

RPI 1-25			RPI 26-50			RPI 51-100			RPI 101+			Team's RPI: 127
RPI	S	Opponent	Score	RPI	S	Opponent	Score	RPI	S	Opponent	Score	
						62	A Troy	77	84	113	H UT Arlington	62 56
										124	H Richmond	67 79
										153	H UNC Greensboro	63 54
										155	N Elon	76 65
										176	A Little Rock	68 48
										202	A Arkansas St.	61 63
										235	H George Mason	74 59
										249	A UNCW	62 43
										255	A South Alabama	71 62
										270	A Wofford	78 73
										276	H Texas St.	75 67
										278	A Appalachian St.	80 53
										292	H Ga. Southern	66 59
										317	H Ark.-Pine Bluff	76 69
										328	H Georgia St.	87 45
										337	A Western Caro.	66 43
										350	H South Carolina St.	85 44
LAST 10 Division I												
						328	H Georgia St.	87	45	113	H UT Arlington	62 56
						292	H Ga. Southern	66	59	276	H Texas St.	75 67
						202	A Arkansas St.	61	63	255	A South Alabama	71 62
						278	A Appalachian St.	80	53	62	A Troy	77 84
						176	A Little Rock	68	48	350	H South Carolina St.	85 44

Non-Div I Games: UNC Pembroke 86 44 Wesleyan (GA) 132 32

Coastal Caro.

■ Loss,
 ■ Non-Conf, S Site,
 ■ Home
 ■ Away
 N Neutral

Average RPI Win:	262	WON-LOST	WINNING	LAST 10	STRENGTH OF	OPP. STRENGTH	TEAM	ADJ.	CONF.	ADJ CONF.
Average RPI Loss:	158	RECORD	PCT. RANK	GAMES	SCHEDULE	OF SCHEDULE	RPI	RPI	RPI	RPI
DIV. I ONLY	9- 9	178	5-5	315	243	250	250	14	14	
DIV. I NON-CONF.	6- 4	123	2-0	345	337	274	274	13	13	
TOTALS	RPI 1-25	RPI 26-50	W-L RECORDS	RPI 51-100	RPI 101-150	RPI 150+				
9- 9	0- 0	0- 1	OVERALL	1- 1	0- 2	8- 5				
5- 4	0- 0	0- 1	HOME	1- 0	0- 0	4- 3				
4- 5	0- 0	0- 0	AWAY	0- 1	0- 2	4- 2				
0- 0	0- 0	0- 0	NEUTRAL	0- 0	0- 0	0- 0				
6- 4	0- 0	0- 0	NON-CONFERENCE	0- 1	0- 0	6- 3				
2- 2	0- 0	0- 0	HOME	0- 0	0- 0	2- 2				
4- 2	0- 0	0- 0	AWAY	0- 1	0- 0	4- 1				
0- 0	0- 0	0- 0	NEUTRAL	0- 0	0- 0	0- 0				
3- 5	0- 0	0- 1	CONFERENCE	1- 0	0- 2	2- 2				
3- 2	0- 0	0- 1	HOME	1- 0	0- 0	2- 1				
0- 3	0- 0	0- 0	AWAY	0- 0	0- 2	0- 1				
0- 0	0- 0	0- 0	NEUTRAL	0- 0	0- 0	0- 0				

RPI 1-25			RPI 26-50			RPI 51-100			RPI 101+			Team's RPI: 250
RPI	S	Opponent	Score	RPI	S	Opponent	Score	RPI	S	Opponent	Score	
				43	H	James Madison	53 87	72	H	Drexel	73 59	128 A Northeastern 68 72
								89	A	Wake Forest	50 106	147 A William & Mary 60 85
												153 H UNC Greensboro 56 69
												155 A Elon 48 90
												168 H Towson 62 79
												209 A High Point 79 70
												222 H Delaware 84 73
												235 H George Mason 61 72
												249 H UNCW 67 63
												258 A Winthrop 84 73
												304 A Presbyterian 54 58
												322 H N.C. Central 85 78
												337 H Western Caro. 73 62
												340 A Charleston So. 79 70
												350 A South Carolina St. 76 55
LAST 10 Division I												
128	A	Northeastern	68 72	155	A	Elon	48 90					
249	H	UNCW	67 63	222	H	Delaware	84 73					
43	H	James Madison	53 87	72	H	Drexel	73 59					
168	H	Towson	62 79	337	H	Western Caro.	73 62					
147	A	William & Mary	60 85	340	A	Charleston So.	79 70					

Non-Div I Games: Coker 82 57

Col. of Charleston

■ Loss,
 ■ Non-Conf, S Site,
 ■ Home
 ■ Away
 N Neutral

Average RPI Win:	224	WON-LOST	WINNING	LAST 10	STRENGTH OF	OPP. STRENGTH	TEAM	ADJ.	CONF.	ADJ CONF.
Average RPI Loss:	100	RECORD	PCT. RANK	GAMES	SCHEDULE	OF SCHEDULE	RPI	RPI	RPI	RPI
DIV. I ONLY	15- 6	52	7-3	221	140	86	86	15	15	
DIV. I NON-CONF.	8- 3	68	0	209	141	72	72	16	16	
TOTALS	RPI 1-25	RPI 26-50	W-L RECORDS	RPI 51-100	RPI 101-150	RPI 150+				
15- 6	0- 1	1- 0	OVERALL	0- 3	2- 0	12- 2				
10- 0	0- 0	1- 0	HOME	0- 0	1- 0	8- 0				
5- 6	0- 1	0- 0	AWAY	0- 3	1- 0	4- 2				
0- 0	0- 0	0- 0	NEUTRAL	0- 0	0- 0	0- 0				
8- 3	0- 1	1- 0	NON-CONFERENCE	0- 2	1- 0	6- 0				
5- 0	0- 0	1- 0	HOME	0- 0	0- 0	4- 0				
3- 3	0- 1	0- 0	AWAY	0- 2	1- 0	2- 0				
0- 0	0- 0	0- 0	NEUTRAL	0- 0	0- 0	0- 0				
7- 3	0- 0	0- 0	CONFERENCE	0- 1	1- 0	6- 2				
5- 0	0- 0	0- 0	HOME	0- 0	1- 0	4- 0				
2- 3	0- 0	0- 0	AWAY	0- 1	0- 0	2- 2				
0- 0	0- 0	0- 0	NEUTRAL	0- 0	0- 0	0- 0				

RPI 1-25				RPI 26-50				RPI 51-100 Team's RPI: 86				RPI 101+			
RPI	S	Opponent	Score	RPI	S	Opponent	Score	RPI	S	Opponent	Score	RPI	S	Opponent	Score
15	A	Northwestern	44 73	35	H	Yale	70 67	69	A	Alabama	52 72	123	H	Holy Cross	71 60
								76	A	Bucknell	43 66	142	A	Cornell	62 58
								94	A	Saint Louis	51 61	162	A	Lafayette	39 55
												162	H	Lafayette	73 52
												172	A	Boston U.	70 61
												183	A	American	61 63
												183	H	American	63 62
												203	H	UMass Lowell	73 51
												246	H	Niagara	85 72
												269	H	Wagner	74 58
												274	A	Loyola Maryland	76 74
												286	H	Army West Point	100 93
												290	H	Navy	80 55
												306	H	Siena	88 51
												330	A	NJIT	79 52
												341	A	Canisius	90 69
LAST 10 Division I															
123	H	Holy Cross	71 60	162	H	Lafayette	73 52								
162	A	Lafayette	39 55	290	H	Navy	80 55								
183	H	American	63 62	274	A	Loyola Maryland	76 74								
76	A	Bucknell	43 66	286	H	Army West Point	100 93								
172	A	Boston U.	70 61	183	A	American	61 63								

Non-Div I Games:

Colgate

Colorado

Through Games Of Feb. 1, 2020

Average RPI Win:	185	WON-LOST	WINNING	LAST 10	STRENGTH OF	OPP. STRENGTH	TEAM	ADJ.	CONF.	ADJ CONF.
Average RPI Loss:	21	RECORD	PCT. RANK	GAMES	SCHEDULE	OF SCHEDULE	RPI	RPI	RPI	RPI
DIV. I ONLY	14- 7	73	3-7	59	26	51	51	1	1	
DIV. I NON-CONF.	11- 0	1	0	272	187	52	52	1	1	
TOTALS	RPI 1-25	RPI 26-50	W-L RECORDS	RPI 51-100	RPI 101-150	RPI 150+				
14- 7	0- 6	0- 0	OVERALL	2- 0	5- 1	7- 0				
7- 4	0- 3	0- 0	HOME	2- 0	1- 1	4- 0				
6- 3	0- 3	0- 0	AWAY	0- 0	3- 0	3- 0				
1- 0	0- 0	0- 0	NEUTRAL	0- 0	1- 0	0- 0				
11- 0	0- 0	0- 0	NON-CONFERENCE	1- 0	3- 0	7- 0				
6- 0	0- 0	0- 0	HOME	1- 0	1- 0	4- 0				
4- 0	0- 0	0- 0	AWAY	0- 0	1- 0	3- 0				
1- 0	0- 0	0- 0	NEUTRAL	0- 0	1- 0	0- 0				
3- 7	0- 6	0- 0	CONFERENCE	1- 0	2- 1	0- 0				
1- 4	0- 3	0- 0	HOME	1- 0	0- 1	0- 0				
2- 3	0- 3	0- 0	AWAY	0- 0	2- 0	0- 0				
0- 0	0- 0	0- 0	NEUTRAL	0- 0	0- 0	0- 0				

RPI	S	Opponent	Score	RPI	S	Opponent	Score	RPI	S	Opponent	Score	RPI	S	Opponent	Score
1	A	Oregon	46 104					88	H	Southern California	66 53	107	A	Utah	80 70
1	H	Oregon	53 101					99	H	Texas Southern	74 50	107	H	Utah	69 84
4	A	Stanford	68 76									116	N	UAB	77 69
10	H	UCLA	62 65									118	H	Wisconsin	74 57
12	A	Oregon St.	60 72									137	A	California	62 50
12	H	Oregon St.	52 79									140	A	Tulane	62 52
												191	H	Jacksonville	66 44
												192	A	Wyoming	66 56
												240	A	Xavier	62 53
												267	A	Colorado St.	79 75
												277	H	Indiana St.	59 46
												291	H	Denver	96 70
												330	H	NJIT	80 57
LAST 10 Division I															
1	H	Oregon	53 101	10	H	UCLA	62 65								
12	H	Oregon St.	52 79	88	H	Southern California	66 53								
137	A	California	62 50	12	A	Oregon St.	60 72								
4	A	Stanford	68 76	1	A	Oregon	46 104								
107	H	Utah	69 84	107	A	Utah	80 70								

Non-Div I Games:

Colorado

Loss, Non-Conf, S Site, H Home A Away N Neutral

Colorado St.

Through Games Of Feb. 1, 2020

Average RPI Win:	283	WON-LOST	WINNING	LAST 10	STRENGTH OF	OPP. STRENGTH	TEAM	ADJ.	CONF.	ADJ CONF.
Average RPI Loss:	155	RECORD	PCT. RANK	GAMES	SCHEDULE	OF SCHEDULE	RPI	RPI	RPI	RPI
DIV. I ONLY	8- 12	234	4-6	259	263	267	267	17	17	
DIV. I NON-CONF.	4- 5	195	0-1	291	283	276	276	24	24	
TOTALS	RPI 1-25	RPI 26-50	W-L RECORDS	RPI 51-100	RPI 101-150	RPI 150+				
8- 12	0- 0	0- 1	OVERALL	0- 2	0- 3	8- 6				
6- 4	0- 0	0- 0	HOME	0- 1	0- 2	6- 1				
2- 8	0- 0	0- 1	AWAY	0- 1	0- 1	2- 5				
0- 0	0- 0	0- 0	NEUTRAL	0- 0	0- 0	0- 0				
4- 5	0- 0	0- 1	NON-CONFERENCE	0- 1	0- 1	4- 2				
3- 2	0- 0	0- 0	HOME	0- 1	0- 0	3- 1				
1- 3	0- 0	0- 1	AWAY	0- 0	0- 1	1- 1				
0- 0	0- 0	0- 0	NEUTRAL	0- 0	0- 0	0- 0				
4- 7	0- 0	0- 0	CONFERENCE	0- 1	0- 2	4- 4				
3- 2	0- 0	0- 0	HOME	0- 0	0- 2	3- 0				
1- 5	0- 0	0- 0	AWAY	0- 1	0- 0	1- 4				
0- 0	0- 0	0- 0	NEUTRAL	0- 0	0- 0	0- 0				

RPI S	Opponent	Score	RPI S	Opponent	Score	RPI S	Opponent	Score	RPI S	Opponent	Score	Team's RPI: 267
47	A Tennessee	41 79	51	H Colorado	75 79	71	A Fresno St.	53 55	102	H Boise St.	69 72	
									106	A Idaho	54 61	
									135	H San Jose St.	53 58	
									182	A UNLV	52 56	
									188	H Northern Ill.	75 80	
									192	A Wyoming	56 49	
									201	A New Mexico	62 73	
									221	A Northern Colo.	75 58	
									243	A San Diego St.	49 59	
									244	A Tulsa	55 61	
									287	A Nevada	63 74	
									287	H Nevada	75 70	
									294	H Utah St.	56 55	
									298	H UC Riverside	52 40	
									303	H Incarnate Word	75 47	
									314	H Air Force	60 40	
									351	H Mississippi Val.	65 46	
LAST 10 Division I												
182	A UNLV	52 56	201	A New Mexico	62 73							
287	A Nevada	63 74	135	H San Jose St.	53 58							
294	H Utah St.	56 55	192	A Wyoming	56 49							
71	A Fresno St.	53 55	287	H Nevada	75 70							
314	H Air Force	60 40	244	A Tulsa	55 61							

Non-Div I Games: Western St. 56 47 Chadron St. 102 51

Colorado St.

Loss, Non-Conf, S Site, H Home A Away N Neutral

Average RPI Win: 225	WON-LOST	WINNING	LAST 10	STRENGTH OF	OPP. STRENGTH	TEAM	ADJ.	CONF.	ADJ CONF.
Average RPI Loss: 147	RECORD	PCT. RANK	GAMES	SCHEDULE	OF SCHEDULE	RPI	RPI	RPI	RPI
DIV. I ONLY	11- 6	93	7-3	290	158	169	169	8	8
DIV. I NON-CONF.	9- 4	84	5-1	330	221	182	182	8	8
<hr/>									
TOTALS	RPI 1-25	RPI 26-50	W-L RECORDS	RPI 51-100	RPI 101-150	RPI 150+			
11- 6	0- 0	0- 1	OVERALL	1- 2	3- 1	7- 2			
8- 2	0- 0	0- 1	HOME	1- 0	2- 0	5- 1			
3- 4	0- 0	0- 0	AWAY	0- 2	1- 1	2- 1			
0- 0	0- 0	0- 0	NEUTRAL	0- 0	0- 0	0- 0			
9- 4	0- 0	0- 0	NON-CONFERENCE	1- 2	2- 0	6- 2			
6- 1	0- 0	0- 0	HOME	1- 0	1- 0	4- 1			
3- 3	0- 0	0- 0	AWAY	0- 2	1- 0	2- 1			
0- 0	0- 0	0- 0	NEUTRAL	0- 0	0- 0	0- 0			
2- 2	0- 0	0- 1	CONFERENCE	0- 0	1- 1	1- 0			
2- 1	0- 0	0- 1	HOME	0- 0	1- 0	1- 0			
0- 1	0- 0	0- 0	AWAY	0- 0	0- 1	0- 0			
0- 0	0- 0	0- 0	NEUTRAL	0- 0	0- 0	0- 0			

RPI 1-25				RPI 26-50				RPI 51-100				RPI 101+				Team's RPI: 169	
RPI	S	Opponent	Score	RPI	S	Opponent	Score	RPI	S	Opponent	Score	RPI	S	Opponent	Score		
				35	H	Yale	60 85	90	H	Davidson	63 60	112	H	Fordham	70 51		
								92	A	Vanderbilt	51 72	142	A	Cornell	77 80		
								93	A	Buffalo	75 82	142	H	Cornell	76 66		
												150	A	Robert Morris	61 59		
												205	H	Saint Joseph's	57 71		
												225	H	Brown	74 60		
												229	H	Georgetown	54 49		
												241	H	Milwaukee	74 46		
												286	A	Army West Point	71 62		
												312	A	Albany (NY)	78 82		
												329	H	Mercer	77 48		
												330	H	NJIT	99 43		
												339	A	Tennessee St.	75 65		
LAST 10 Division I																	
				225	H	Brown	74 60	339	A	Tennessee St.	75 65						
				35	H	Yale	60 85	92	A	Vanderbilt	51 72						
				142	A	Cornell	77 80	330	H	NJIT	99 43						
				142	H	Cornell	76 66	90	H	Davidson	63 60						
				329	H	Mercer	77 48	229	H	Georgetown	54 49						

Non-Div I Games:

Columbia

■ Loss,
■ Non-Conf, S Site,
■ Home
■ Away
N Neutral

Average RPI Win:	0	WON-LOST	WINNING	LAST 10	STRENGTH OF	OPP. STRENGTH	TEAM	ADJ.	CONF.	ADJ CONF.
Average RPI Loss:	188	RECORD	PCT. RANK	GAMES	SCHEDULE	OF SCHEDULE	RPI	RPI	RPI	RPI
DIV. I ONLY	0- 20	349	0-10	210	291	343	343	29	29	
DIV. I NON-CONF.	0- 12	338	0-2	149	203	326	326	31	31	
TOTALS	RPI 1-25	RPI 26-50	W-L RECORDS	RPI 51-100	RPI 101-150	RPI 150+				
0- 20	0- 0	0- 3	OVERALL	0- 3	0- 2	0- 12				
0- 7	0- 0	0- 0	HOME	0- 0	0- 1	0- 6				
0- 13	0- 0	0- 3	AWAY	0- 3	0- 1	0- 6				
0- 0	0- 0	0- 0	NEUTRAL	0- 0	0- 0	0- 0				
0- 12	0- 0	0- 3	NON-CONFERENCE	0- 3	0- 1	0- 5				
0- 2	0- 0	0- 0	HOME	0- 0	0- 0	0- 2				
0- 10	0- 0	0- 3	AWAY	0- 3	0- 1	0- 3				
0- 0	0- 0	0- 0	NEUTRAL	0- 0	0- 0	0- 0				
0- 8	0- 0	0- 0	CONFERENCE	0- 0	0- 1	0- 7				
0- 5	0- 0	0- 0	HOME	0- 0	0- 1	0- 4				
0- 3	0- 0	0- 0	AWAY	0- 0	0- 0	0- 3				
0- 0	0- 0	0- 0	NEUTRAL	0- 0	0- 0	0- 0				

RPI S	Opponent	Score	RPI S	Opponent	Score	RPI S	Opponent	Score	RPI S	Opponent	Score	Team's RPI: 343
39	A Rutgers	33 107	40	A West Virginia	47 82	70	A South Dakota St.	41 94	122	H N.C. A&T	38 84	
49	A South Dakota	44 82				85	A Dayton	48 78	131	A George Washington	35 54	
						97	A Cincinnati	40 86	152	A Bethune-Cookman	51 82	
									179	H Norfolk St.	48 85	
									204	A La Salle	46 79	
									233	H Morgan St.	42 47	
									246	H Niagara	67 82	
									257	A Marshall	47 60	
									261	A Delaware St.	55 72	
									262	H Howard	54 66	
									302	A UMBC	48 71	
									336	H Saint Peter's	57 82	
									349	A Florida A&M	48 58	
									350	H South Carolina St.	60 71	
LAST 10 Division I												
261	A Delaware St.	55 72	152	A Bethune-Cookman	51 82							
262	H Howard	54 66	179	H Norfolk St.	48 85							
233	H Morgan St.	42 47	350	H South Carolina St.	60 71							
122	H N.C. A&T	38 84	85	A Dayton	48 78							
349	A Florida A&M	48 58	97	A Cincinnati	40 86							

Non-Div I Games:

Coppin St.

Average RPI Win:	255	WON-LOST	WINNING	LAST 10	STRENGTH OF	OPP. STRENGTH	TEAM	ADJ.	CONF.	ADJ CONF.
Average RPI Loss:	93	RECORD	PCT. RANK	GAMES	SCHEDULE	OF SCHEDULE	RPI	RPI	RPI	RPI
DIV. I ONLY	9- 7	138	5-5	117	227	142	142	8	8	
DIV. I NON-CONF.	7- 5	131	3-3	191	249	146	146	8	8	
TOTALS	RPI 1-25	RPI 26-50	W-L RECORDS	RPI 51-100	RPI 101-150	RPI 150+				
9- 7	0- 1	0- 2	OVERALL	0- 1	0- 1	9- 2				
5- 4	0- 0	0- 1	HOME	0- 1	0- 1	5- 1				
4- 3	0- 1	0- 1	AWAY	0- 0	0- 0	4- 1				
0- 0	0- 0	0- 0	NEUTRAL	0- 0	0- 0	0- 0				
7- 5	0- 1	0- 1	NON-CONFERENCE	0- 1	0- 1	7- 1				
3- 3	0- 0	0- 0	HOME	0- 1	0- 1	3- 1				
4- 2	0- 1	0- 1	AWAY	0- 0	0- 0	4- 0				
0- 0	0- 0	0- 0	NEUTRAL	0- 0	0- 0	0- 0				
2- 2	0- 0	0- 1	CONFERENCE	0- 0	0- 0	2- 1				
2- 1	0- 0	0- 1	HOME	0- 0	0- 0	2- 0				
0- 1	0- 0	0- 0	AWAY	0- 0	0- 0	0- 1				
0- 0	0- 0	0- 0	NEUTRAL	0- 0	0- 0	0- 0				

RPI 1-25				RPI 26-50				RPI 51-100				RPI 101+				Team's RPI: 142
RPI	S	Opponent	Score	RPI	S	Opponent	Score	RPI	S	Opponent	Score	RPI	S	Opponent	Score	
22	A	TCU	49 59	35	H	Yale	67 74	86	H	Colgate	58 62	110	H	Duquesne	62 72	
				40	A	West Virginia	62 68					169	A	Columbia	66 76	
												169	H	Columbia	80 77	
												186	H	Binghamton	56 59	
												203	A	UMass Lowell	70 56	
												225	H	Brown	74 63	
												246	H	Niagara	82 59	
												259	H	ETSU	71 43	
												261	A	Delaware St.	77 51	
												289	A	St. Bonaventure	70 42	
												312	A	Albany (NY)	71 51	
												330	H	NJIT	68 44	
LAST 10 Division I																
35	H	Yale	67 74	40	A	West Virginia	62 68									
225	H	Brown	74 63	289	A	St. Bonaventure	70 42									
169	H	Columbia	80 77	110	H	Duquesne	62 72									
169	A	Columbia	66 76	186	H	Binghamton	56 59									
259	H	ETSU	71 43	203	A	UMass Lowell	70 56									

Non-Div I Games:

Cornell

■ Loss,
■ Non-Conf, S Site,
■ Home
■ Away
N Neutral

Creighton

Through Games Of Feb. 1, 2020

Average RPI Win:	125	WON-LOST	WINNING	LAST 10	STRENGTH OF	OPP. STRENGTH	TEAM	ADJ.	CONF.	ADJ CONF.
Average RPI Loss:	49	RECORD	PCT. RANK	GAMES	SCHEDULE	OF SCHEDULE	RPI	RPI	RPI	RPI
DIV. I ONLY	14- 7	73	6-4	23	39	28	28	6	6	
DIV. I NON-CONF.	8- 3	68	0	22	31	12	12	6	6	
TOTALS	RPI 1-25	RPI 26-50	W-L RECORDS	RPI 51-100	RPI 101-150	RPI 150+				
14- 7	1- 2	3- 3	OVERALL	4- 2	1- 0	5- 0				
7- 2	0- 1	2- 0	HOME	1- 1	1- 0	3- 0				
5- 5	1- 1	0- 3	AWAY	2- 1	0- 0	2- 0				
2- 0	0- 0	1- 0	NEUTRAL	1- 0	0- 0	0- 0				
8- 3	0- 1	2- 2	NON-CONFERENCE	3- 0	0- 0	3- 0				
4- 0	0- 0	1- 0	HOME	1- 0	0- 0	2- 0				
2- 3	0- 1	0- 2	AWAY	1- 0	0- 0	1- 0				
2- 0	0- 0	1- 0	NEUTRAL	1- 0	0- 0	0- 0				
6- 4	1- 1	1- 1	CONFERENCE	1- 2	1- 0	2- 0				
3- 2	0- 1	1- 0	HOME	0- 1	1- 0	1- 0				
3- 2	1- 0	0- 1	AWAY	1- 1	0- 0	1- 0				
0- 0	0- 0	0- 0	NEUTRAL	0- 0	0- 0	0- 0				

RPI 1-25				RPI 26-50				Team's RPI: 28	RPI 51-100				RPI 101+			
RPI	S	Opponent	Score	RPI	S	Opponent	Score		RPI	S	Opponent	Score	RPI	S	Opponent	Score
20	A	DePaul	63 61	30	A	Drake	53 63		53	N	Temple	69 59	134	H	Providence	72 63
20	H	DePaul	71 74	37	H	Marquette	72 62		57	A	Nebraska	79 74	167	H	Wichita St.	56 46
25	A	Arizona St.	55 70	40	N	West Virginia	82 75		70	H	South Dakota St.	61 48	229	A	Georgetown	65 56
				44	A	St. John's (NY)	58 63		79	A	Villanova	58 42	240	H	Xavier	62 55
				49	A	South Dakota	65 72		80	A	Seton Hall	70 82	285	H	North Dakota St.	70 59
				50	H	UNI	57 54		95	H	Butler	67 73	293	A	Omaha	67 54
LAST 10 Division I																
20	A	DePaul	63 61	134	H	Providence	72 63		20	H	DePaul	71 74				
95	H	Butler	67 73	37	H	Marquette	72 62		79	A	Villanova	58 42				
240	H	Xavier	62 55	44	A	St. John's (NY)	58 63		229	A	Georgetown	65 56				
44	A	St. John's (NY)	58 63													
80	A	Seton Hall	70 82													

Non-Div I Games:

Creighton

Loss, Non-Conf, S Site, H Home A Away N Neutral

Average RPI Win:	223	WON-LOST	WINNING	LAST 10	STRENGTH OF	OPP. STRENGTH	TEAM	ADJ.	CONF.	ADJ CONF.
Average RPI Loss:	141	RECORD	PCT. RANK	GAMES	SCHEDULE	OF SCHEDULE	RPI	RPI	RPI	RPI
DIV. I ONLY	7- 10	232	3-7	75	231	164	164	8	8	
DIV. I NON-CONF.	6- 7	182	2-4	171	270	173	173	8	8	
TOTALS	RPI 1-25	RPI 26-50	W-L RECORDS	RPI 51-100	RPI 101-150	RPI 150+				
7- 10	0- 2	0- 0	OVERALL	0- 1	1- 3	6- 4				
5- 3	0- 1	0- 0	HOME	0- 0	1- 1	4- 1				
2- 7	0- 1	0- 0	AWAY	0- 1	0- 2	2- 3				
0- 0	0- 0	0- 0	NEUTRAL	0- 0	0- 0	0- 0				
6- 7	0- 1	0- 0	NON-CONFERENCE	0- 1	0- 1	6- 4				
4- 1	0- 0	0- 0	HOME	0- 0	0- 0	4- 1				
2- 6	0- 1	0- 0	AWAY	0- 1	0- 1	2- 3				
0- 0	0- 0	0- 0	NEUTRAL	0- 0	0- 0	0- 0				
1- 3	0- 1	0- 0	CONFERENCE	0- 0	1- 2	0- 0				
1- 2	0- 1	0- 0	HOME	0- 0	1- 1	0- 0				
0- 1	0- 0	0- 0	AWAY	0- 0	0- 1	0- 0				
0- 0	0- 0	0- 0	NEUTRAL	0- 0	0- 0	0- 0				

RPI 1-25				RPI 26-50				RPI 51-100				RPI 101+ Team's RPI: 164			
RPI	S	Opponent	Score	RPI	S	Opponent	Score	RPI	S	Opponent	Score	RPI	S	Opponent	Score
15	A	Northwestern	37 79					93	A	Buffalo	49 73	103	H	Penn	33 66
19	H	Princeton	34 66									114	A	Loyola Chicago	40 61
												125	A	Harvard	49 64
												125	H	Harvard	63 62
												172	A	Boston U.	56 74
												203	A	UMass Lowell	62 51
												206	H	Merrimack	57 52
												207	A	Fairfield	52 51
												215	A	Manhattan	58 70
												247	H	Maine	57 41
												274	A	Loyola Maryland	56 72
												275	H	New Hampshire	66 47
												276	H	Texas St.	51 61
												295	H	Vermont	72 55
LAST 10 Division I															
103	H	Penn	33 66	93	A	Buffalo	49 73								
19	H	Princeton	34 66	172	A	Boston U.	56 74								
125	A	Harvard	49 64	275	H	New Hampshire	66 47								
125	H	Harvard	63 62	276	H	Texas St.	51 61								
274	A	Loyola Maryland	56 72	203	A	UMass Lowell	62 51								

Non-Div I Games:

Dartmouth

■ Loss,
■ Non-Conf,
■ S Site,
■ H Home
■ A Away
N Neutral

Average RPI Win:	209	WON-LOST	WINNING	LAST 10	STRENGTH OF	OPP. STRENGTH	TEAM	ADJ.	CONF.	ADJ CONF.
Average RPI Loss:	92	RECORD	PCT. RANK	GAMES	SCHEDULE	OF SCHEDULE	RPI	RPI	RPI	RPI
DIV. I ONLY	12- 7	97	6-4	176	111	90	90	12	12	
DIV. I NON-CONF.	6- 6	164	0-3	228	154	147	147	12	12	
TOTALS	RPI 1-25	RPI 26-50	W-L RECORDS	RPI 51-100	RPI 101-150	RPI 150+				
12- 7	0- 0	0- 2	OVERALL	1- 2	2- 2	9- 1				
5- 1	0- 0	0- 0	HOME	0- 1	2- 0	3- 0				
6- 6	0- 0	0- 2	AWAY	1- 1	0- 2	5- 1				
1- 0	0- 0	0- 0	NEUTRAL	0- 0	0- 0	1- 0				
6- 6	0- 0	0- 2	NON-CONFERENCE	0- 2	0- 1	6- 1				
2- 1	0- 0	0- 0	HOME	0- 1	0- 0	2- 0				
3- 5	0- 0	0- 2	AWAY	0- 1	0- 1	3- 1				
1- 0	0- 0	0- 0	NEUTRAL	0- 0	0- 0	1- 0				
6- 1	0- 0	0- 0	CONFERENCE	1- 0	2- 1	3- 0				
3- 0	0- 0	0- 0	HOME	0- 0	2- 0	1- 0				
3- 1	0- 0	0- 0	AWAY	1- 0	0- 1	2- 0				
0- 0	0- 0	0- 0	NEUTRAL	0- 0	0- 0	0- 0				

RPI 1-25				RPI 26-50				RPI 51-100				Team's RPI: 90	RPI 101+			
RPI	S	Opponent	Score	RPI	S	Opponent	Score	RPI	S	Opponent	Score		RPI	S	Opponent	Score
				35	A	Virginia Tech	68 88	67	H	Charlotte	64 75		112	H	Fordham	74 62
				38	A	Duke	52 82	72	A	Drexel	63 74		124	A	Richmond	57 69
								94	A	Saint Louis	65 58		131	H	George Washington	62 55
													139	A	Florida	50 55
													169	A	Columbia	60 63
													177	A	Rhode Island	77 70
													177	H	Rhode Island	79 67
													209	A	High Point	73 63
													229	H	Georgetown	66 52
													235	A	George Mason	76 69
													245	A	UMKC	74 64
													259	A	ETSU	75 60
													297	N	UC Irvine	78 72
													337	H	Western Caro.	101 51
LAST 10 Division I																
				177	A	Rhode Island	77 70	112	H	Fordham	74 62					
				124	A	Richmond	57 69	94	A	Saint Louis	65 58					
				131	H	George Washington	62 55	139	A	Florida	50 55					
				235	A	George Mason	76 69	67	H	Charlotte	64 75					
				177	H	Rhode Island	79 67	169	A	Columbia	60 63					

Non-Div I Games: Newberry 75 46

Davidson

■ Loss,
 ■ Non-Conf, S Site,
 ■ Home
 ■ Away
 N Neutral

Average RPI Win:	192	WON-LOST	WINNING	LAST 10	STRENGTH OF	OPP. STRENGTH	TEAM	ADJ.	CONF.	ADJ CONF.
Average RPI Loss:	49	RECORD	PCT. RANK	GAMES	SCHEDULE	OF SCHEDULE	RPI	RPI	RPI	RPI
DIV. I ONLY	14- 7	73	9-1	126	52	85	85	12	12	
DIV. I NON-CONF.	7- 7	164	2-1	137	12	133	133	12	12	
TOTALS	RPI 1-25	RPI 26-50	W-L RECORDS	RPI 51-100	RPI 101-150	RPI 150+				
14- 7	0- 4	0- 0	OVERALL	1- 2	5- 1	8- 0				
7- 2	0- 2	0- 0	HOME	1- 0	2- 0	4- 0				
5- 2	0- 1	0- 0	AWAY	0- 1	3- 0	2- 0				
2- 3	0- 1	0- 0	NEUTRAL	0- 1	0- 1	2- 0				
7- 7	0- 4	0- 0	NON-CONFERENCE	0- 2	1- 1	6- 0				
3- 2	0- 2	0- 0	HOME	0- 0	0- 0	3- 0				
2- 2	0- 1	0- 0	AWAY	0- 1	1- 0	1- 0				
2- 3	0- 1	0- 0	NEUTRAL	0- 1	0- 1	2- 0				
7- 0	0- 0	0- 0	CONFERENCE	1- 0	4- 0	2- 0				
4- 0	0- 0	0- 0	HOME	1- 0	2- 0	1- 0				
3- 0	0- 0	0- 0	AWAY	0- 0	2- 0	1- 0				
0- 0	0- 0	0- 0	NEUTRAL	0- 0	0- 0	0- 0				

RPI 1-25				RPI 26-50				RPI 51-100				Team's RPI: 85	RPI 101+			
RPI	S	Opponent	Score	RPI	S	Opponent	Score	RPI	S	Opponent	Score		RPI	S	Opponent	Score
2	H	South Carolina	49 75					89	N	Wake Forest	59 78		110	H	Duquesne	54 41
6	N	Gonzaga	65 76					93	A	Buffalo	59 67		112	H	Fordham	48 44
9	H	UConn	37 75					94	H	Saint Louis	48 47		124	A	Richmond	65 51
17	A	Central Mich.	80 81										128	A	Northeastern	71 60
													129	N	Auburn	74 76
													131	A	George Washington	66 50
													170	A	Toledo	60 42
													204	A	La Salle	98 58
													235	H	George Mason	59 55
													247	N	Maine	78 49
													253	H	Morehead St.	58 41
													266	H	Lipscomb	82 60
													271	N	East Carolina	94 68
													343	H	Coppin St.	78 48
LAST 10 Division I																
				112	H	Fordham	48 44						235	H	George Mason	59 55
				131	A	George Washington	66 50						204	A	La Salle	98 58
				94	H	Saint Louis	48 47						343	H	Coppin St.	78 48
				110	H	Duquesne	54 41						271	N	East Carolina	94 68
				124	A	Richmond	65 51						89	N	Wake Forest	59 78

Non-Div I Games:

Dayton

■ Loss,
 ■ Non-Conf, S Site,
 ■ Home
 ■ Away
 N Neutral

Average RPI Win: 128		WON-LOST	WINNING	LAST 10	STRENGTH OF		OPP. STRENGTH	TEAM	ADJ.	CONF.	ADJ CONF.
Average RPI Loss: 16		RECORD	PCT. RANK	GAMES	SCHEDULE		OF SCHEDULE	RPI	RPI	RPI	RPI
DIV. I ONLY		19- 3	15	9-1	53		25	20	20	6	6
DIV. I NON-CONF.		10- 2	30	0	53		24	14	14	6	6
<hr/>											
TOTALS	RPI 1-25	RPI 26-50		W-L RECORDS		RPI 51-100		RPI 101-150		RPI 150+	
19- 3	1- 2	3- 1		OVERALL		5- 0		4- 0		6- 0	
11- 2	0- 1	2- 1		HOME		4- 0		0- 0		5- 0	
8- 1	1- 1	1- 0		AWAY		1- 0		4- 0		1- 0	
0- 0	0- 0	0- 0		NEUTRAL		0- 0		0- 0		0- 0	
10- 2	1- 2	0- 0		NON-CONFERENCE		2- 0		3- 0		4- 0	
6- 1	0- 1	0- 0		HOME		2- 0		0- 0		4- 0	
4- 1	1- 1	0- 0		AWAY		0- 0		3- 0		0- 0	
0- 0	0- 0	0- 0		NEUTRAL		0- 0		0- 0		0- 0	
9- 1	0- 0	3- 1		CONFERENCE		3- 0		1- 0		2- 0	
5- 1	0- 0	2- 1		HOME		2- 0		0- 0		1- 0	
4- 0	0- 0	1- 0		AWAY		1- 0		1- 0		1- 0	
0- 0	0- 0	0- 0		NEUTRAL		0- 0		0- 0		0- 0	

RPI 1-25				Team's RPI: 20		RPI 26-50				RPI 51-100				RPI 101+				
RPI	S	Opponent	Score		RPI	S	Opponent	Score		RPI	S	Opponent	Score		RPI	S	Opponent	Score
9	H	UConn	74	84	28	A	Creighton	74	71	55	H	Miami (FL)	89	83	114	A	Loyola Chicago	83 76
12	A	Oregon St.	77	98	28	H	Creighton	61	63	72	H	Drexel	81	57	126	A	Notre Dame	105 94
15	A	Northwestern	70	68	37	H	Marquette	89	71	79	H	Villanova	85	69	133	A	Green Bay	76 65
					44	H	St. John's (NY)	74	69	80	H	Seton Hall	85	68	134	A	Providence	80 67
										95	A	Butler	80	65	180	H	Miami (OH)	98 79
															202	H	Arkansas St.	109 64
															229	H	Georgetown	92 66
															240	A	Xavier	91 68
															241	H	Milwaukee	94 65
															334	H	Alabama St.	105 76
LAST 10 Division I																		
					28	H	Creighton	61	63	44	H	St. John's (NY)	74	69				
					229	H	Georgetown	92	66	80	H	Seton Hall	85	68				
					79	H	Villanova	85	69	28	A	Creighton	74	71				
					95	A	Butler	80	65	134	A	Providence	80	67				
					240	A	Xavier	91	68	37	H	Marquette	89	71				

Non-Div I Games:

DePaul

Average RPI Win:	212	WON-LOST	WINNING	LAST 10	STRENGTH OF	OPP. STRENGTH	TEAM	ADJ.	CONF.	ADJ CONF.
Average RPI Loss:	146	RECORD	PCT. RANK	GAMES	SCHEDULE	OF SCHEDULE	RPI	RPI	RPI	RPI
DIV. I ONLY	6- 13	275	3-7	145	136	222	222	14	14	
DIV. I NON-CONF.	4- 7	225	1-1	150	136	192	192	13	13	
TOTALS	RPI 1-25	RPI 26-50	W-L RECORDS	RPI 51-100	RPI 101-150	RPI 150+				
6- 13	0- 1	0- 1	OVERALL	0- 3	1- 3	5- 5				
2- 5	0- 0	0- 1	HOME	0- 0	0- 2	2- 2				
3- 8	0- 1	0- 0	AWAY	0- 3	1- 1	2- 3				
1- 0	0- 0	0- 0	NEUTRAL	0- 0	0- 0	1- 0				
4- 7	0- 1	0- 0	NON-CONFERENCE	0- 2	1- 1	3- 3				
1- 3	0- 0	0- 0	HOME	0- 0	0- 1	1- 2				
2- 4	0- 1	0- 0	AWAY	0- 2	1- 0	1- 1				
1- 0	0- 0	0- 0	NEUTRAL	0- 0	0- 0	1- 0				
2- 6	0- 0	0- 1	CONFERENCE	0- 1	0- 2	2- 2				
1- 2	0- 0	0- 1	HOME	0- 0	0- 1	1- 0				
1- 4	0- 0	0- 0	AWAY	0- 1	0- 1	1- 2				
0- 0	0- 0	0- 0	NEUTRAL	0- 0	0- 0	0- 0				

RPI	S	Opponent	Score	RPI	S	Opponent	Score	RPI	S	Opponent	Score	RPI	S	Opponent	Score	Team's RPI: 222
7	A	Maryland	55 99	43	H	James Madison	39 60	61	A	UCF	49 75	128	H	Northeastern	62 72	
								67	A	Charlotte	57 61	131	H	George Washington	49 63	
								72	A	Drexel	59 63	147	A	William & Mary	58 68	
												150	A	Robert Morris	73 62	
												155	A	Elon	65 56	
												185	N	Santa Clara	81 80	
												235	H	George Mason	63 44	
												236	A	Cal St. Fullerton	72 55	
												239	A	Gardner-Webb	65 67	
												247	H	Maine	56 69	
												249	A	UNCW	65 71	
												250	A	Col. of Charleston	73 84	
												261	H	Delaware St.	64 67	
												310	H	Hofstra	80 59	
LAST 10 Division I																
		43	H	James Madison	39	60				310	H	Hofstra	80	59		
		155	A	Elon	65	56				250	A	Col. of Charleston	73	84		
		147	A	William & Mary	58	68				249	A	UNCW	65	71		
		72	A	Drexel	59	63				235	H	George Mason	63	44		
		128	H	Northeastern	62	72				67	A	Charlotte	57	61		

Non-Div I Games:

Delaware

■ Loss,
■ Non-Conf,
■ S Site,
■ H Home
■ A Away
N Neutral

Average RPI Win:	296	WON-LOST	WINNING	LAST 10	STRENGTH OF	OPP. STRENGTH	TEAM	ADJ.	CONF.	ADJ CONF.
Average RPI Loss:	138	RECORD	PCT. RANK	GAMES	SCHEDULE	OF SCHEDULE	RPI	RPI	RPI	RPI
DIV. I ONLY	6- 11	252	4-6	124	347	261	261	29	29	
DIV. I NON-CONF.	2- 9	304	0-4	49	343	250	250	31	31	
TOTALS	RPI 1-25	RPI 26-50	W-L RECORDS	RPI 51-100	RPI 101-150	RPI 150+				
6- 11	0- 0	0- 1	OVERALL	0- 2	0- 5	6- 3				
4- 7	0- 0	0- 0	HOME	0- 1	0- 4	4- 2				
2- 4	0- 0	0- 1	AWAY	0- 1	0- 1	2- 1				
0- 0	0- 0	0- 0	NEUTRAL	0- 0	0- 0	0- 0				
2- 9	0- 0	0- 1	NON-CONFERENCE	0- 2	0- 3	2- 3				
1- 6	0- 0	0- 0	HOME	0- 1	0- 3	1- 2				
1- 3	0- 0	0- 1	AWAY	0- 1	0- 0	1- 1				
0- 0	0- 0	0- 0	NEUTRAL	0- 0	0- 0	0- 0				
4- 2	0- 0	0- 0	CONFERENCE	0- 0	0- 2	4- 0				
3- 1	0- 0	0- 0	HOME	0- 0	0- 1	3- 0				
1- 1	0- 0	0- 0	AWAY	0- 0	0- 1	1- 0				
0- 0	0- 0	0- 0	NEUTRAL	0- 0	0- 0	0- 0				

RPI 1-25				RPI 26-50				RPI 51-100				RPI 101+				Team's RPI: 261	
RPI	S	Opponent	Score	RPI	S	Opponent	Score	RPI	S	Opponent	Score	RPI	S	Opponent	Score		
				43	A	James Madison	64 83	64	A	Boston College	69 109	122	A	N.C. A&T	53 58		
								87	H	Rider	69 71	122	H	N.C. A&T	45 69		
												141	H	Lehigh	38 68		
												142	H	Cornell	51 77		
												147	H	William & Mary	52 73		
												186	H	Binghamton	66 75		
												195	H	Cleveland St.	49 57		
												222	A	Delaware	67 64		
												233	H	Morgan St.	69 61		
												265	A	Longwood	62 78		
												322	A	N.C. Central	64 60		
												322	H	N.C. Central	64 54		
												336	H	Saint Peter's	89 66		
												343	H	Coppin St.	72 55		
LAST 10 Division I																	
				343	H	Coppin St.	72 55	233	H	Morgan St.	69 61						
				122	A	N.C. A&T	53 58	87	H	Rider	69 71						
				322	A	N.C. Central	64 60	64	A	Boston College	69 109						
				122	H	N.C. A&T	45 69	43	A	James Madison	64 83						
				322	H	N.C. Central	64 54	265	A	Longwood	62 78						

Non-Div I Games: Post 67 41 Georgian Court 69 48

Delaware St.

Loss, Non-Conf, S Site, H Home A Away N Neutral

Average RPI Win:	252	WON-LOST	WINNING	LAST 10	STRENGTH OF	OPP. STRENGTH	TEAM	ADJ.	CONF.	ADJ CONF.
Average RPI Loss:	194	RECORD	PCT. RANK	GAMES	SCHEDULE	OF SCHEDULE	RPI	RPI	RPI	RPI
DIV. I ONLY	8- 13	243	3-7	266	301	291	291	19	19	
DIV. I NON-CONF.	5- 7	205	0-1	266	331	304	304	18	18	
TOTALS	RPI 1-25	RPI 26-50	W-L RECORDS	RPI 51-100	RPI 101-150	RPI 150+				
8- 13	0- 0	0- 1	OVERALL	0- 2	0- 0	8- 10				
7- 4	0- 0	0- 0	HOME	0- 1	0- 0	7- 3				
1- 7	0- 0	0- 1	AWAY	0- 1	0- 0	1- 5				
0- 2	0- 0	0- 0	NEUTRAL	0- 0	0- 0	0- 2				
5- 7	0- 0	0- 0	NON-CONFERENCE	0- 1	0- 0	5- 6				
5- 2	0- 0	0- 0	HOME	0- 0	0- 0	5- 2				
0- 3	0- 0	0- 0	AWAY	0- 1	0- 0	0- 2				
0- 2	0- 0	0- 0	NEUTRAL	0- 0	0- 0	0- 2				
3- 6	0- 0	0- 1	CONFERENCE	0- 1	0- 0	3- 4				
2- 2	0- 0	0- 0	HOME	0- 1	0- 0	2- 1				
1- 4	0- 0	0- 1	AWAY	0- 0	0- 0	1- 3				
0- 0	0- 0	0- 0	NEUTRAL	0- 0	0- 0	0- 0				

RPI S	Opponent	Score	RPI S	Opponent	Score	RPI S	Opponent	Score	RPI S	Opponent	Score
49	A South Dakota	61 104	51	A Colorado	70 96	151	N Western Mich.	70 79			
			70	H South Dakota St.	79 86	192	H Wyoming	71 57			
						198	N Akron	72 88			
						199	A North Dakota	91 81			
						199	H North Dakota	82 90			
						212	A Western Ill.	75 82			
						213	A Lamar University	59 71			
						217	H Southern Utah	81 73			
						221	H Northern Colo.	74 55			
						245	A UMKC	79 83			
						252	A Oral Roberts	72 84			
						284	H Alabama A&M	83 86			
						285	A North Dakota St.	80 85			
						285	H North Dakota St.	91 82			
						293	H Omaha	66 60			
						297	H UC Irvine	83 75			
						315	H Cal Poly	96 66			
						318	H New Mexico St.	75 78			
LAST 10 Division I											
252	A Oral Roberts	72 84	70	H South Dakota St.	79 86						
285	A North Dakota St.	80 85	49	A South Dakota	61 104						
199	A North Dakota	91 81	199	H North Dakota	82 90						
293	H Omaha	66 60	285	H North Dakota St.	91 82						
212	A Western Ill.	75 82	151	N Western Mich.	70 79						

Non-Div I Games: Colo. Christian 89 49

Denver

Loss, Non-Conf, S Site, H Home A Away N Neutral

Detroit Mercy

Through Games Of Feb. 1, 2020

Average RPI Win: 264	WON-LOST	WINNING	LAST 10	STRENGTH OF	OPP. STRENGTH	TEAM	ADJ.	CONF.	ADJ CONF.
Average RPI Loss: 183	RECORD	PCT. RANK	GAMES	SCHEDULE	OF SCHEDULE	RPI	RPI	RPI	RPI
DIV. I ONLY	2- 19	341	2-8	191	297	325	325	21	21
DIV. I NON-CONF.	0- 11	338	0	144	275	328	328	19	19
TOTALS	RPI 1-25	RPI 26-50	W-L RECORDS	RPI 51-100	RPI 101-150	RPI 150+			
2- 19	0- 0	0- 0	OVERALL	0- 2	0- 3	2- 14			
1- 9	0- 0	0- 0	HOME	0- 0	0- 2	1- 7			
1- 8	0- 0	0- 0	AWAY	0- 2	0- 1	1- 5			
0- 2	0- 0	0- 0	NEUTRAL	0- 0	0- 0	0- 2			
0- 11	0- 0	0- 0	NON-CONFERENCE	0- 1	0- 2	0- 8			
0- 5	0- 0	0- 0	HOME	0- 0	0- 1	0- 4			
0- 4	0- 0	0- 0	AWAY	0- 1	0- 1	0- 2			
0- 2	0- 0	0- 0	NEUTRAL	0- 0	0- 0	0- 2			
2- 8	0- 0	0- 0	CONFERENCE	0- 1	0- 1	2- 6			
1- 4	0- 0	0- 0	HOME	0- 0	0- 1	1- 3			
1- 4	0- 0	0- 0	AWAY	0- 1	0- 0	1- 3			
0- 0	0- 0	0- 0	NEUTRAL	0- 0	0- 0	0- 0			

RPI S	Opponent	Score	RPI S	Opponent	Score	RPI S	Opponent	Score	RPI S	Opponent	Score	Team's RPI: 325
						54	A IUPUI	45 82	104	A Michigan St.	52 110	
						95	A Butler	60 82	114	H Loyola Chicago	60 89	
									133	H Green Bay	48 65	
									151	A Western Mich.	67 82	
									157	H Valparaiso	58 77	
									163	N Tennessee Tech	47 69	
									170	H Toledo	64 82	
									173	H Eastern Mich.	70 84	
									195	H Cleveland St.	70 59	
									197	A Wright St.	61 67	
									198	H Akron	60 81	
									210	A Northern Ky.	60 72	
									230	H Youngstown St.	47 62	
									235	A George Mason	62 75	
									241	H Milwaukee	48 63	
									281	A Oakland	60 65	
									281	H Oakland	57 71	
									282	N Sacred Heart	60 66	
									333	A UIC	70 62	
LAST 10 Division I												
			281	A Oakland	60 65		133	H Green Bay	48 65			
			210	A Northern Ky.	60 72		241	H Milwaukee	48 63			
			197	A Wright St.	61 67		54	A IUPUI	45 82			
			230	H Youngstown St.	47 62		333	A UIC	70 62			
			195	H Cleveland St.	70 59		281	H Oakland	57 71			

Non-Div I Games:

Detroit Mercy

Loss, Non-Conf, S Site, H Home A Away N Neutral

Drake

Through Games Of Feb. 1, 2020

Average RPI Win:	146	WON-LOST	WINNING	LAST 10	STRENGTH OF	OPP. STRENGTH	TEAM	ADJ.	CONF.	ADJ CONF.
Average RPI Loss:	32	RECORD	PCT. RANK	GAMES	SCHEDULE	OF SCHEDULE	RPI	RPI	RPI	RPI
DIV. I ONLY	13- 6	67	7-3	42	35	30	30	7	7	
DIV. I NON-CONF.	7- 4	100	1-1	47	4	35	35	7	7	
TOTALS	RPI 1-25	RPI 26-50	W-L RECORDS	RPI 51-100	RPI 101-150	RPI 150+				
13- 6	0- 2	2- 3	OVERALL	4- 1	1- 0	6- 0				
8- 0	0- 0	2- 0	HOME	2- 0	0- 0	4- 0				
3- 5	0- 2	0- 2	AWAY	2- 1	0- 0	1- 0				
2- 1	0- 0	0- 1	NEUTRAL	0- 0	1- 0	1- 0				
7- 4	0- 1	1- 3	NON-CONFERENCE	2- 0	1- 0	3- 0				
4- 0	0- 0	1- 0	HOME	2- 0	0- 0	1- 0				
1- 3	0- 1	0- 2	AWAY	0- 0	0- 0	1- 0				
2- 1	0- 0	0- 1	NEUTRAL	0- 0	1- 0	1- 0				
6- 2	0- 1	1- 0	CONFERENCE	2- 1	0- 0	3- 0				
4- 0	0- 0	1- 0	HOME	0- 0	0- 0	3- 0				
2- 2	0- 1	0- 0	AWAY	2- 1	0- 0	0- 0				
0- 0	0- 0	0- 0	NEUTRAL	0- 0	0- 0	0- 0				

RPI 1-25				RPI 26-50				RPI 51-100				RPI 101+			
RPI	S	Opponent	Score	RPI	S	Opponent	Score	RPI	S	Opponent	Score	RPI	S	Opponent	Score
8	A	Iowa	67 79	26	N	Purdue	47 67	52	A	Bradley	76 77	129	N	Auburn	83 82
11	A	Missouri St.	67 69	28	H	Creighton	63 53	55	H	Iowa St.	86 81	157	H	Valparaiso	87 66
				45	A	Oklahoma	84 93	70	H	South Dakota St.	74 67	188	A	Northern Ill.	73 49
				49	A	South Dakota	94 102	74	A	Illinois St.	69 67	212	H	Western Ill.	94 75
				50	H	UNI	104 87	91	A	Southern Ill.	73 65	247	N	Maine	94 62
												277	H	Indiana St.	105 65
												324	H	Evansville	108 44
LAST 10 Division I															
				157	H	Valparaiso	87 66	91	A	Southern Ill.	73 65				
				52	A	Bradley	76 77	11	A	Missouri St.	67 69				
				74	A	Illinois St.	69 67	50	H	UNI	104 87				
				324	H	Evansville	108 44	188	A	Northern Ill.	73 49				
				277	H	Indiana St.	105 65	8	A	Iowa	67 79				

Non-Div I Games: Waldorf 103 18

Drake

Loss, Non-Conf, S Site, H Home A Away N Neutral

Average RPI Win: 178	WON-LOST	WINNING	LAST 10	STRENGTH OF	OPP. STRENGTH	TEAM	ADJ.	CONF.	ADJ CONF.
Average RPI Loss: 109	RECORD	PCT. RANK	GAMES	SCHEDULE	OF SCHEDULE	RPI	RPI	RPI	RPI
DIV. I ONLY	14- 6	58	8-2	128	126	72	72	14	14
DIV. I NON-CONF.	7- 5	131	1-1	64	109	82	82	13	13
TOTALS	RPI 1-25	RPI 26-50	W-L RECORDS	RPI 51-100	RPI 101-150	RPI 150+			
14- 6	0- 1	0- 0	OVERALL	2- 2	3- 2	9- 1			
9- 1	0- 0	0- 0	HOME	2- 0	2- 1	5- 0			
5- 4	0- 1	0- 0	AWAY	0- 1	1- 1	4- 1			
0- 1	0- 0	0- 0	NEUTRAL	0- 1	0- 0	0- 0			
7- 5	0- 1	0- 0	NON-CONFERENCE	2- 2	1- 2	4- 0			
5- 1	0- 0	0- 0	HOME	2- 0	1- 1	2- 0			
2- 3	0- 1	0- 0	AWAY	0- 1	0- 1	2- 0			
0- 1	0- 0	0- 0	NEUTRAL	0- 1	0- 0	0- 0			
7- 1	0- 0	0- 0	CONFERENCE	0- 0	2- 0	5- 1			
4- 0	0- 0	0- 0	HOME	0- 0	1- 0	3- 0			
3- 1	0- 0	0- 0	AWAY	0- 0	1- 0	2- 1			
0- 0	0- 0	0- 0	NEUTRAL	0- 0	0- 0	0- 0			

RPI 1-25				RPI 26-50				RPI 51-100 Team's RPI: 72				RPI 101+			
RPI	S	Opponent	Score	RPI	S	Opponent	Score	RPI	S	Opponent	Score	RPI	S	Opponent	Score
20	A	DePaul	57 81					76	A	Bucknell	49 60	103	A	Penn	49 53
								79	H	Villanova	54 52	111	H	Pacific	51 58
								90	H	Davidson	74 63	124	H	Richmond	58 52
								93	N	Buffalo	59 63	128	H	Northeastern	50 41
												147	A	William & Mary	61 54
												155	A	Elon	55 53
												165	A	Quinnipiac	66 62
												168	H	Towson	59 50
												204	H	La Salle	69 31
												205	A	Saint Joseph's	62 52
												222	H	Delaware	63 59
												247	H	Maine	70 57
												249	A	UNCW	73 72
												250	A	Col. of Charleston	59 73
												310	H	Hofstra	74 54
LAST 10 Division I															
168	H	Towson	59 50	128	H	Northeastern	50 41								
147	A	William & Mary	61 54	249	A	UNCW	73 72								
155	A	Elon	55 53	250	A	Col. of Charleston	59 73								
222	H	Delaware	63 59	247	H	Maine	70 57								
310	H	Hofstra	74 54	103	A	Penn	49 53								

Non-Div I Games:

Drexel

■ Loss,
■ Non-Conf, S Site,
■ Home
■ Away
N Neutral

Average RPI Win:	115	WON-LOST	WINNING	LAST 10	STRENGTH OF	OPP. STRENGTH	TEAM	ADJ.	CONF.	ADJ CONF.
Average RPI Loss:	48	RECORD	PCT. RANK	GAMES	SCHEDULE	OF SCHEDULE	RPI	RPI	RPI	RPI
DIV. I ONLY	11- 9	146	4-6	5	33	38	38	5	5	
DIV. I NON-CONF.	6- 5	151	0-2	2	97	21	21	3	3	
TOTALS	RPI 1-25	RPI 26-50	W-L RECORDS	RPI 51-100	RPI 101-150	RPI 150+				
11- 9	0- 4	1- 2	OVERALL	4- 2	3- 0	3- 1				
9- 2	0- 1	1- 0	HOME	4- 1	2- 0	2- 0				
2- 7	0- 3	0- 2	AWAY	0- 1	1- 0	1- 1				
0- 0	0- 0	0- 0	NEUTRAL	0- 0	0- 0	0- 0				
6- 5	0- 3	0- 1	NON-CONFERENCE	2- 1	1- 0	3- 0				
5- 1	0- 1	0- 0	HOME	2- 0	1- 0	2- 0				
1- 4	0- 2	0- 1	AWAY	0- 1	0- 0	1- 0				
0- 0	0- 0	0- 0	NEUTRAL	0- 0	0- 0	0- 0				
5- 4	0- 1	1- 1	CONFERENCE	2- 1	2- 0	0- 1				
4- 1	0- 0	1- 0	HOME	2- 1	1- 0	0- 0				
1- 3	0- 1	0- 1	AWAY	0- 0	1- 0	0- 1				
0- 0	0- 0	0- 0	NEUTRAL	0- 0	0- 0	0- 0				

RPI 1-25				RPI 26-50				RPI 51-100				RPI 101+			
RPI	S	Opponent	Score	RPI	S	Opponent	Score	RPI	S	Opponent	Score	RPI	S	Opponent	Score
2	A	South Carolina	46 89	29	A	FGCU	56 78	57	A	Nebraska	79 83	103	H	Penn	66 50
3	A	Louisville	55 60	35	H	Virginia Tech	72 67	62	H	Troy	99 85	105	A	Syracuse	88 58
15	H	Northwestern	42 63	42	A	Virginia	63 66	63	H	Georgia Tech	58 46	126	H	Notre Dame	50 47
16	A	Texas A&M	58 79					64	H	Boston College	85 73	175	A	Clemson	58 62
								89	H	Wake Forest	58 60	182	A	UNLV	57 45
								90	H	Davidson	82 52	209	H	High Point	93 57
												228	H	Idaho St.	85 66
LAST 10 Division I															
63	H	Georgia Tech	58 46	42	A	Virginia	63 66								
105	A	Syracuse	88 58	3	A	Louisville	55 60								
175	A	Clemson	58 62	89	H	Wake Forest	58 60								
126	H	Notre Dame	50 47	29	A	FGCU	56 78								
35	H	Virginia Tech	72 67	2	A	South Carolina	46 89								

Non-Div I Games:

Duke

RPI 1-25				RPI 26-50				RPI 51-100				RPI 101+				Team's RPI: 110	
RPI	S	Opponent	Score	RPI	S	Opponent	Score	RPI	S	Opponent	Score	RPI	S	Opponent	Score		
				48	A	Oklahoma St.	41 84	53	A	Temple	72 85	115	H	Kent St.	75 77		
								85	A	Dayton	41 54	131	A	George Washington	60 65		
								94	A	Saint Louis	50 53	142	A	Cornell	72 62		
												143	H	Massachusetts	77 81		
												162	A	Lafayette	73 65		
												170	H	Toledo	79 74		
												198	A	Akron	88 63		
												204	H	La Salle	82 56		
												205	A	Saint Joseph's	58 51		
												215	A	Manhattan	76 65		
												218	H	Kennesaw St.	75 72		
												235	H	George Mason	84 63		
												238	A	Iona	76 74		
												248	H	Saint Francis (PA)	72 69		
												273	A	Pittsburgh	81 62		
												289	H	St. Bonaventure	58 39		
												345	H	Central Conn. St.	72 33		
LAST 10 Division I																	
				289	H	St. Bonaventure	58 39	204	H	La Salle	82 56						
				94	A	Saint Louis	50 53	131	A	George Washington	60 65						
				235	H	George Mason	84 63	143	H	Massachusetts	77 81						
				205	A	Saint Joseph's	58 51	48	A	Oklahoma St.	41 84						
				85	A	Dayton	41 54	218	H	Kennesaw St.	75 72						

Duquesne

Page 74

Average RPI Win: 233	WON-LOST	WINNING	LAST 10	STRENGTH OF	OPP. STRENGTH	TEAM	ADJ.	CONF.	ADJ CONF.
Average RPI Loss: 158	RECORD	PCT. RANK	GAMES	SCHEDULE	OF SCHEDULE	RPI	RPI	RPI	RPI
DIV. I ONLY	6- 15	286	3-7	149	258	259	259	25	25
DIV. I NON-CONF.	4- 10	259	1-2	66	273	209	209	22	22
TOTALS	RPI 1-25	RPI 26-50	W-L RECORDS	RPI 51-100	RPI 101-150	RPI 150+			
6- 15	0- 0	0- 1	OVERALL	1- 3	1- 3	4- 8			
2- 8	0- 0	0- 1	HOME	1- 1	0- 0	1- 6			
4- 7	0- 0	0- 0	AWAY	0- 2	1- 3	3- 2			
0- 0	0- 0	0- 0	NEUTRAL	0- 0	0- 0	0- 0			
4- 10	0- 0	0- 1	NON-CONFERENCE	1- 3	1- 2	2- 4			
2- 5	0- 0	0- 1	HOME	1- 1	0- 0	1- 3			
2- 5	0- 0	0- 0	AWAY	0- 2	1- 2	1- 1			
0- 0	0- 0	0- 0	NEUTRAL	0- 0	0- 0	0- 0			
2- 5	0- 0	0- 0	CONFERENCE	0- 0	0- 1	2- 4			
0- 3	0- 0	0- 0	HOME	0- 0	0- 0	0- 3			
2- 2	0- 0	0- 0	AWAY	0- 0	0- 1	2- 1			
0- 0	0- 0	0- 0	NEUTRAL	0- 0	0- 0	0- 0			

RPI S	Opponent	Score	RPI S	Opponent	Score	RPI S	Opponent	Score	RPI S	Opponent	Score	Team's RPI: 259
47	H Tennessee	68 72	62	A Troy	61 79	109	A Liberty	63 62				
			63	A Georgia Tech	48 87	122	A N.C. A&T	69 80				
			89	H Wake Forest	67 60	142	A Cornell	43 71				
			90	H Davidson	60 75	148	A Samford	34 68				
						153	A UNC Greensboro	47 63				
						187	H Furman	62 81				
						195	H Cleveland St.	54 62				
						209	A High Point	62 80				
						219	H Chattanooga	82 91				
						232	H Radford	43 67				
						237	H UNC Asheville	54 72				
						255	H South Alabama	65 60				
						270	H Wofford	47 76				
						278	A Appalachian St.	67 61				
						329	A Mercer	72 66				
						337	A Western Caro.	62 57				
LAST 10 Division I												
219	H Chattanooga	82 91	337	A Western Caro.	62 57							
148	A Samford	34 68	153	A UNC Greensboro	47 63							
329	A Mercer	72 66	142	A Cornell	43 71							
270	H Wofford	47 76	255	H South Alabama	65 60							
187	H Furman	62 81	63	A Georgia Tech	48 87							

Non-Div I Games: Converse 73 35

ETSU

■ Loss,
 ■ Non-Conf,
 ■ S Site,
 ■ H Home
 ■ A Away
 N Neutral

East Carolina

Through Games Of Feb. 1, 2020

Average RPI Win:	277	WON-LOST	WINNING	LAST 10	STRENGTH OF	OPP. STRENGTH	TEAM	ADJ.	CONF.	ADJ CONF.
Average RPI Loss:	119	RECORD	PCT. RANK	GAMES	SCHEDULE	OF SCHEDULE	RPI	RPI	RPI	RPI
DIV. I ONLY	4- 17	315	1-9	92	112	271	271	9	9	
DIV. I NON-CONF.	3- 10	282	0-2	91	157	247	247	9	9	
TOTALS	RPI 1-25	RPI 26-50	W-L RECORDS	RPI 51-100	RPI 101-150	RPI 150+				
4- 17	0- 2	0- 0	OVERALL	0- 6	0- 4	4- 5				
3- 7	0- 1	0- 0	HOME	0- 2	0- 1	3- 3				
1- 8	0- 0	0- 0	AWAY	0- 3	0- 3	1- 2				
0- 2	0- 1	0- 0	NEUTRAL	0- 1	0- 0	0- 0				
3- 10	0- 1	0- 0	NON-CONFERENCE	0- 5	0- 3	3- 1				
2- 4	0- 0	0- 0	HOME	0- 2	0- 1	2- 1				
1- 4	0- 0	0- 0	AWAY	0- 2	0- 2	1- 0				
0- 2	0- 1	0- 0	NEUTRAL	0- 1	0- 0	0- 0				
1- 7	0- 1	0- 0	CONFERENCE	0- 1	0- 1	1- 4				
1- 3	0- 1	0- 0	HOME	0- 0	0- 0	1- 2				
0- 4	0- 0	0- 0	AWAY	0- 1	0- 1	0- 2				
0- 0	0- 0	0- 0	NEUTRAL	0- 0	0- 0	0- 0				

RPI 1-25				RPI 26-50				RPI 51-100				RPI 101+ Team's RPI: 271			
RPI	S	Opponent	Score	RPI	S	Opponent	Score	RPI	S	Opponent	Score	RPI	S	Opponent	Score
9	H	UConn	42 98					59	H	Middle Tenn.	66 68	101	A	VCU	40 53
15	N	Northwestern	45 64					61	A	UCF	55 91	109	A	Liberty	66 81
								67	H	Charlotte	47 59	146	A	Houston	63 72
								75	A	Georgia	50 67	147	H	William & Mary	68 78
								85	N	Dayton	68 94	167	A	Wichita St.	55 57
								89	A	Wake Forest	53 76	167	H	Wichita St.	53 61
												181	H	Memphis	71 65
												216	H	SMU	47 55
												244	A	Tulsa	56 58
												262	H	Howard	51 67
												265	A	Longwood	64 61
												323	H	UMES	57 42
												338	H	USC Upstate	69 48
LAST 10 Division I															
167	A	Wichita St.	55 57	167	H	Wichita St.	53 61								
181	H	Memphis	71 65	216	H	SMU	47 55								
9	H	UConn	42 98	61	A	UCF	55 91								
244	A	Tulsa	56 58	75	A	Georgia	50 67								
146	A	Houston	63 72	85	N	Dayton	68 94								

Non-Div I Games:

East Carolina

Loss, Non-Conf, S Site, H Home A Away N Neutral

Average RPI Win:	261	WON-LOST	WINNING	LAST 10	STRENGTH OF	OPP. STRENGTH	TEAM	ADJ.	CONF.	ADJ CONF.
Average RPI Loss:	159	RECORD	PCT. RANK	GAMES	SCHEDULE	OF SCHEDULE	RPI	RPI	RPI	RPI
DIV. I ONLY	11- 9	146	6-4	331	203	227	227	20	20	
DIV. I NON-CONF.	5- 5	164	0	348	138	300	300	23	23	
TOTALS	RPI 1-25	RPI 26-50	W-L RECORDS	RPI 51-100	RPI 101-150	RPI 150+				
11- 9	0- 0	0- 0	OVERALL	1- 1	0- 3	10- 5				
3- 5	0- 0	0- 0	HOME	1- 0	0- 2	2- 3				
7- 4	0- 0	0- 0	AWAY	0- 1	0- 1	7- 2				
1- 0	0- 0	0- 0	NEUTRAL	0- 0	0- 0	1- 0				
5- 5	0- 0	0- 0	NON-CONFERENCE	0- 0	0- 2	5- 3				
1- 3	0- 0	0- 0	HOME	0- 0	0- 1	1- 2				
3- 2	0- 0	0- 0	AWAY	0- 0	0- 1	3- 1				
1- 0	0- 0	0- 0	NEUTRAL	0- 0	0- 0	1- 0				
6- 4	0- 0	0- 0	CONFERENCE	1- 1	0- 1	5- 2				
2- 2	0- 0	0- 0	HOME	1- 0	0- 1	1- 1				
4- 2	0- 0	0- 0	AWAY	0- 1	0- 0	4- 1				
0- 0	0- 0	0- 0	NEUTRAL	0- 0	0- 0	0- 0				

RPI 1-25				RPI 26-50				RPI 51-100				RPI 101+ Team's RPI: 227			
RPI	S	Opponent	Score	RPI	S	Opponent	Score	RPI	S	Opponent	Score	RPI	S	Opponent	Score
								65	A	Belmont	45 69	114	H	Loyola Chicago	51 67
								73	H	UT Martin	74 70	118	A	Wisconsin	55 63
												138	H	Southeast Mo. St.	65 77
												157	H	Valparaiso	66 78
												163	H	Tennessee Tech	62 75
												188	A	Northern Ill.	48 61
												195	A	Austin Peay	76 47
												208	A	Murray St.	87 92
												212	N	Western Ill.	60 52
												253	A	Morehead St.	57 51
												266	A	Lipscomb	66 56
												277	H	Indiana St.	57 59
												279	A	Eastern Ky.	83 63
												293	H	Omaha	65 52
												305	H	Jacksonville St.	55 52
												324	A	Evansville	90 44
												333	A	UIC	80 45
												339	A	Tennessee St.	73 52
LAST 10 Division I															
				195	A	Austin Peay	76 47	305	H	Jacksonville St.	55 52				
				208	A	Murray St.	87 92	253	A	Morehead St.	57 51				
				138	H	Southeast Mo. St.	65 77	279	A	Eastern Ky.	83 63				
				73	H	UT Martin	74 70	65	A	Belmont	45 69				
				163	H	Tennessee Tech	62 75	339	A	Tennessee St.	73 52				

Non-Div I Games: Lindenwood (MO) 88 66

Eastern Ill.

■ Loss,
 ■ Non-Conf,
 ■ S Site,
 ■ H Home
 ■ A Away
 N Neutral

Eastern Ky.

Through Games Of Feb. 1, 2020

Average RPI Win:	263	WON-LOST	WINNING	LAST 10	STRENGTH OF	OPP. STRENGTH	TEAM	ADJ.	CONF.	ADJ CONF.
Average RPI Loss:	161	RECORD	PCT. RANK	GAMES	SCHEDULE	OF SCHEDULE	RPI	RPI	RPI	RPI
DIV. I ONLY	7- 13	255	2-8	247	283	279	279	20	20	
DIV. I NON-CONF.	5- 5	164	0	263	166	202	202	23	23	
TOTALS	RPI 1-25	RPI 26-50	W-L RECORDS	RPI 51-100	RPI 101-150	RPI 150+				
7- 13	0- 0	0- 0	OVERALL	0- 5	0- 1	7- 7				
3- 7	0- 0	0- 0	HOME	0- 1	0- 1	3- 5				
4- 6	0- 0	0- 0	AWAY	0- 4	0- 0	4- 2				
0- 0	0- 0	0- 0	NEUTRAL	0- 0	0- 0	0- 0				
5- 5	0- 0	0- 0	NON-CONFERENCE	0- 3	0- 0	5- 2				
2- 2	0- 0	0- 0	HOME	0- 0	0- 0	2- 2				
3- 3	0- 0	0- 0	AWAY	0- 3	0- 0	3- 0				
0- 0	0- 0	0- 0	NEUTRAL	0- 0	0- 0	0- 0				
2- 8	0- 0	0- 0	CONFERENCE	0- 2	0- 1	2- 5				
1- 5	0- 0	0- 0	HOME	0- 1	0- 1	1- 3				
1- 3	0- 0	0- 0	AWAY	0- 1	0- 0	1- 2				
0- 0	0- 0	0- 0	NEUTRAL	0- 0	0- 0	0- 0				

RPI 1-25				RPI 26-50				RPI 51-100				RPI 101+				Team's RPI: 279	
RPI	S	Opponent	Score	RPI	S	Opponent	Score	RPI	S	Opponent	Score	RPI	S	Opponent	Score		
								54	A	IUPUI	42	72	138	H	Southeast Mo. St.	44	60
								65	A	Belmont	48	68	163	A	Tennessee Tech	82	87
								73	H	UT Martin	50	65	163	H	Tennessee Tech	42	60
								92	A	Vanderbilt	69	75	180	H	Miami (OH)	57	75
								95	A	Butler	41	73	181	A	Memphis	63	60
													210	H	Northern Ky.	69	62
													219	H	Chattanooga	71	65
													227	H	Eastern Ill.	63	83
													230	H	Youngstown St.	63	72
													240	A	Xavier	56	55
													305	A	Jacksonville St.	54	68
													305	H	Jacksonville St.	33	43
													326	H	SIUE	49	46
													329	A	Mercer	61	60
													339	A	Tennessee St.	61	55
LAST 10 Division I																	
				138	H	Southeast Mo. St.	44	60		65	A	Belmont	48	68			
				73	H	UT Martin	50	65		326	H	SIUE	49	46			
				163	A	Tennessee Tech	82	87		227	H	Eastern Ill.	63	83			
				305	A	Jacksonville St.	54	68		305	H	Jacksonville St.	33	43			
				339	A	Tennessee St.	61	55		163	H	Tennessee Tech	42	60			

Non-Div I Games: Alice Lloyd 102 65

Eastern Ky.

Loss, Non-Conf, S Site, H Home A Away N Neutral

Average RPI Win:	222	WON-LOST	WINNING	LAST 10	STRENGTH OF	OPP. STRENGTH	TEAM	ADJ.	CONF.	ADJ CONF.
Average RPI Loss:	121	RECORD	PCT. RANK	GAMES	SCHEDULE	OF SCHEDULE	RPI	RPI	RPI	RPI
DIV. I ONLY	9- 10	195	6-4	173	143	173	173	10	10	
DIV. I NON-CONF.	4- 6	212	1-0	248	272	243	243	10	10	
TOTALS	RPI 1-25	RPI 26-50	W-L RECORDS	RPI 51-100	RPI 101-150	RPI 150+				
9- 10	0- 1	0- 1	OVERALL	0- 3	2- 1	7- 4				
5- 3	0- 1	0- 1	HOME	0- 1	1- 0	4- 0				
4- 7	0- 0	0- 0	AWAY	0- 2	1- 1	3- 4				
0- 0	0- 0	0- 0	NEUTRAL	0- 0	0- 0	0- 0				
4- 6	0- 0	0- 1	NON-CONFERENCE	0- 1	1- 1	3- 3				
2- 2	0- 0	0- 1	HOME	0- 1	1- 0	1- 0				
2- 4	0- 0	0- 0	AWAY	0- 0	0- 1	2- 3				
0- 0	0- 0	0- 0	NEUTRAL	0- 0	0- 0	0- 0				
5- 4	0- 1	0- 0	CONFERENCE	0- 2	1- 0	4- 1				
3- 1	0- 1	0- 0	HOME	0- 0	0- 0	3- 0				
2- 3	0- 0	0- 0	AWAY	0- 2	1- 0	1- 1				
0- 0	0- 0	0- 0	NEUTRAL	0- 0	0- 0	0- 0				

RPI 1-25				RPI 26-50				RPI 51-100				RPI 101+ Team's RPI: 173			
RPI	S	Opponent	Score	RPI	S	Opponent	Score	RPI	S	Opponent	Score	RPI	S	Opponent	Score
17	H	Central Mich.	82 89	46	H	Michigan	38 57	78	A	Ball St.	54 59	104	A	Michigan St.	50 85
								91	H	Southern Ill.	54 85	115	A	Kent St.	74 69
								93	A	Buffalo	63 66	138	H	Southeast Mo. St.	69 64
												167	A	Wichita St.	52 63
												170	A	Toledo	77 62
												180	H	Miami (OH)	80 53
												186	A	Binghamton	67 78
												188	H	Northern Ill.	62 55
												198	A	Akron	81 88
												226	H	Bowling Green	78 61
												230	A	Youngstown St.	77 79
												320	H	Purdue Fort Wayne	64 40
												325	A	Detroit Mercy	84 70
												333	A	UIC	68 59
LAST 10 Division I															
198	A	Akron	81 88	180	H	Miami (OH)	80 53								
170	A	Toledo	77 62	78	A	Ball St.	54 59								
188	H	Northern Ill.	62 55	115	A	Kent St.	74 69								
17	H	Central Mich.	82 89	226	H	Bowling Green	78 61								
93	A	Buffalo	63 66	325	A	Detroit Mercy	84 70								

Non-Div I Games: Olivet 95 38

Eastern Mich.

■ Loss,
 ■ Non-Conf,
 ■ S Site,
 ■ Home
 ■ A Away
 N Neutral

Average RPI Win:	316	WON-LOST	WINNING	LAST 10	STRENGTH OF	OPP. STRENGTH	TEAM	ADJ.	CONF.	ADJ CONF.
Average RPI Loss:	151	RECORD	PCT. RANK	GAMES	SCHEDULE	OF SCHEDULE	RPI	RPI	RPI	RPI
DIV. I ONLY	1- 16	344	1-9	86	212	307	307	18	18	
DIV. I NON-CONF.	0- 8	338	0-1	6	133	235	235	17	17	
TOTALS	RPI 1-25	RPI 26-50	W-L RECORDS	RPI 51-100	RPI 101-150	RPI 150+				
1- 16	0- 2	0- 0	OVERALL	0- 2	0- 4	1- 8				
1- 5	0- 0	0- 0	HOME	0- 1	0- 1	1- 3				
0- 10	0- 2	0- 0	AWAY	0- 0	0- 3	0- 5				
0- 1	0- 0	0- 0	NEUTRAL	0- 1	0- 0	0- 0				
0- 8	0- 2	0- 0	NON-CONFERENCE	0- 1	0- 3	0- 2				
0- 2	0- 0	0- 0	HOME	0- 0	0- 1	0- 1				
0- 5	0- 2	0- 0	AWAY	0- 0	0- 2	0- 1				
0- 1	0- 0	0- 0	NEUTRAL	0- 1	0- 0	0- 0				
1- 8	0- 0	0- 0	CONFERENCE	0- 1	0- 1	1- 6				
1- 3	0- 0	0- 0	HOME	0- 1	0- 0	1- 2				
0- 5	0- 0	0- 0	AWAY	0- 0	0- 1	0- 4				
0- 0	0- 0	0- 0	NEUTRAL	0- 0	0- 0	0- 0				

RPI 1-25				RPI 26-50				RPI 51-100				RPI 101+ Team's RPI: 307			
RPI	S	Opponent	Score	RPI	S	Opponent	Score	RPI	S	Opponent	Score	RPI	S	Opponent	Score
4	A	Stanford	27 92					52	N	Bradley	46 66	102	H	Boise St.	61 63
6	A	Gonzaga	44 84					96	H	Montana St.	85 89	106	A	Idaho	60 69
												107	A	Utah	49 87
												135	A	San Jose St.	66 84
												184	A	Portland St.	58 75
												189	A	Montana	54 92
												214	H	Pepperdine	52 53
												217	A	Southern Utah	50 71
												221	A	Northern Colo.	42 63
												228	H	Idaho St.	47 67
												245	A	UMKC	55 66
												309	H	Sacramento St.	67 74
												316	H	Weber St.	63 53
LAST 10 Division I															
309	H	Sacramento St.	67 74	189	A	Montana	54 92								
221	A	Northern Colo.	42 63	184	A	Portland St.	58 75								
217	A	Southern Utah	50 71	228	H	Idaho St.	47 67								
96	H	Montana St.	85 89	316	H	Weber St.	63 53								
106	A	Idaho	60 69	52	N	Bradley	46 66								

Non-Div I Games: Northwest Chrst. 81 62

Eastern Wash.

■ Loss,
■ Non-Conf,
■ S Site,
■ H Home
■ A Away
N Neutral

Average RPI Win:	245	WON-LOST	WINNING	LAST 10	STRENGTH OF	OPP. STRENGTH	TEAM	ADJ.	CONF.	ADJ CONF.
Average RPI Loss:	95	RECORD	PCT. RANK	GAMES	SCHEDULE	OF SCHEDULE	RPI	RPI	RPI	RPI
DIV. I ONLY	8- 11	225	5-5	73	184	155	155	14	14	
DIV. I NON-CONF.	4- 6	212	1-0	32	235	113	113	13	13	
TOTALS	RPI 1-25	RPI 26-50	W-L RECORDS	RPI 51-100	RPI 101-150	RPI 150+				
8- 11	0- 1	0- 1	OVERALL	0- 5	0- 3	8- 1				
4- 4	0- 0	0- 0	HOME	0- 2	0- 1	4- 1				
4- 5	0- 1	0- 1	AWAY	0- 2	0- 1	4- 0				
0- 2	0- 0	0- 0	NEUTRAL	0- 1	0- 1	0- 0				
4- 6	0- 1	0- 0	NON-CONFERENCE	0- 4	0- 1	4- 0				
2- 1	0- 0	0- 0	HOME	0- 1	0- 0	2- 0				
2- 3	0- 1	0- 0	AWAY	0- 2	0- 0	2- 0				
0- 2	0- 0	0- 0	NEUTRAL	0- 1	0- 1	0- 0				
4- 5	0- 0	0- 1	CONFERENCE	0- 1	0- 2	4- 1				
2- 3	0- 0	0- 0	HOME	0- 1	0- 1	2- 1				
2- 2	0- 0	0- 1	AWAY	0- 0	0- 1	2- 0				
0- 0	0- 0	0- 0	NEUTRAL	0- 0	0- 0	0- 0				

RPI S	Opponent	Score	RPI S	Opponent	Score	RPI S	Opponent	Score	RPI S	Opponent	Score	Team's RPI: 155
18	A NC State	49 62	43	A James Madison	48 61	54	N IUPUI	53 59	127	N Coastal Caro.	65 76	
						58	A North Carolina	46 76	128	A Northeastern	65 68	
						72	H Drexel	53 55	147	H William & Mary	77 84	
						83	A Marist	55 63	168	A Towson	74 61	
						89	H Wake Forest	57 69	182	A UNLV	50 44	
									187	A Furman	87 76	
									222	H Delaware	56 65	
									249	H UNCW	77 53	
									250	H Col. of Charleston	90 48	
									278	H Appalachian St.	67 66	
									310	A Hofstra	69 56	
									337	H Western Caro.	68 24	
LAST 10 Division I												
147	H William & Mary	77 84	249	H UNCW	77 53							
222	H Delaware	56 65	250	H Col. of Charleston	90 48							
72	H Drexel	53 55	43	A James Madison	48 61							
310	A Hofstra	69 56	168	A Towson	74 61							
128	A Northeastern	65 68	187	A Furman	87 76							

Non-Div I Games: Newberry 73 53

Elon

Evansville

Through Games Of Feb. 1, 2020

Average RPI Win:	302	WON-LOST	WINNING	LAST 10	STRENGTH OF	OPP. STRENGTH	TEAM	ADJ.	CONF.	ADJ CONF.
Average RPI Loss:	153	RECORD	PCT. RANK	GAMES	SCHEDULE	OF SCHEDULE	RPI	RPI	RPI	RPI
DIV. I ONLY	2- 17	338	0-10	200	178	324	324	7	7	
DIV. I NON-CONF.	2- 8	295	0-1	341	333	344	344	7	7	
TOTALS	RPI 1-25	RPI 26-50	W-L RECORDS	RPI 51-100	RPI 101-150	RPI 150+				
2- 17	0- 1	0- 2	OVERALL	0- 3	0- 3	2- 8				
2- 6	0- 1	0- 0	HOME	0- 1	0- 1	2- 3				
0- 11	0- 0	0- 2	AWAY	0- 2	0- 2	0- 5				
0- 0	0- 0	0- 0	NEUTRAL	0- 0	0- 0	0- 0				
2- 8	0- 0	0- 0	NON-CONFERENCE	0- 0	0- 2	2- 6				
2- 2	0- 0	0- 0	HOME	0- 0	0- 0	2- 2				
0- 6	0- 0	0- 0	AWAY	0- 0	0- 2	0- 4				
0- 0	0- 0	0- 0	NEUTRAL	0- 0	0- 0	0- 0				
0- 9	0- 1	0- 2	CONFERENCE	0- 3	0- 1	0- 2				
0- 4	0- 1	0- 0	HOME	0- 1	0- 1	0- 1				
0- 5	0- 0	0- 2	AWAY	0- 2	0- 0	0- 1				
0- 0	0- 0	0- 0	NEUTRAL	0- 0	0- 0	0- 0				

RPI 1-25				RPI 26-50				RPI 51-100				RPI 101+ Team's RPI: 324			
RPI	S	Opponent	Score	RPI	S	Opponent	Score	RPI	S	Opponent	Score	RPI	S	Opponent	Score
11	H	Missouri St.	55 81	30	A	Drake	44 108	52	A	Bradley	51 82	114	H	Loyola Chicago	61 71
				50	A	UNI	60 76	74	A	Illinois St.	58 81	138	A	Southeast Mo. St.	60 83
								91	H	Southern Ill.	57 70	149	A	Illinois	44 59
												157	H	Valparaiso	66 88
												180	A	Miami (OH)	64 72
												195	A	Austin Peay	64 80
												208	H	Murray St.	59 61
												227	H	Eastern Ill.	44 90
												257	H	Marshall	66 62
												277	A	Indiana St.	58 68
												320	A	Purdue Fort Wayne	64 67
												326	A	SIUE	74 85
												347	H	Chicago St.	76 42
LAST 10 Division I															
277	A	Indiana St.	58 68	157	H	Valparaiso	66 88								
11	H	Missouri St.	55 81	114	H	Loyola Chicago	61 71								
91	H	Southern Ill.	57 70	74	A	Illinois St.	58 81								
30	A	Drake	44 108	52	A	Bradley	51 82								
50	A	UNI	60 76	180	A	Miami (OH)	64 72								

Non-Div I Games: Brescia 77 61

Evansville

Loss, Non-Conf, S Site, H Home A Away N Neutral

Average RPI Win:	165	WON-LOST	WINNING	LAST 10	STRENGTH OF	OPP. STRENGTH	TEAM	ADJ.	CONF.	ADJ CONF.
Average RPI Loss:	22	RECORD	PCT. RANK	GAMES	SCHEDULE	OF SCHEDULE	RPI	RPI	RPI	RPI
DIV. I ONLY	18- 2	12	10-0	139	81	29	29	16	16	
DIV. I NON-CONF.	10- 2	30	2-0	90	11	24	24	15	15	
TOTALS	RPI 1-25	RPI 26-50	W-L RECORDS	RPI 51-100	RPI 101-150	RPI 150+				
18- 2	0- 2	1- 0	OVERALL	5- 0	4- 0	8- 0				
7- 1	0- 1	1- 0	HOME	1- 0	1- 0	4- 0				
7- 1	0- 1	0- 0	AWAY	2- 0	2- 0	3- 0				
4- 0	0- 0	0- 0	NEUTRAL	2- 0	1- 0	1- 0				
10- 2	0- 2	1- 0	NON-CONFERENCE	4- 0	2- 0	3- 0				
3- 1	0- 1	1- 0	HOME	1- 0	0- 0	1- 0				
3- 1	0- 1	0- 0	AWAY	1- 0	1- 0	1- 0				
4- 0	0- 0	0- 0	NEUTRAL	2- 0	1- 0	1- 0				
8- 0	0- 0	0- 0	CONFERENCE	1- 0	2- 0	5- 0				
4- 0	0- 0	0- 0	HOME	0- 0	1- 0	3- 0				
4- 0	0- 0	0- 0	AWAY	1- 0	1- 0	2- 0				
0- 0	0- 0	0- 0	NEUTRAL	0- 0	0- 0	0- 0				

RPI 1-25				RPI 26-50				Team's RPI: 29				RPI 51-100				RPI 101+			
RPI	S	Opponent	Score	RPI	S	Opponent	Score	RPI	S	Opponent	Score	RPI	S	Opponent	Score	RPI	S	Opponent	Score
19	A	Princeton	53 67	38	H	Duke	78 56	53	A	Temple	93 67	109	A	Liberty	74 65				
24	H	LSU	63 74					61	H	UCF	72 50	109	H	Liberty	64 57				
								70	N	South Dakota St.	71 70	126	N	Notre Dame	69 60				
								77	N	South Fla.	81 77	146	A	Houston	57 45				
								81	A	North Florida	72 50	166	A	North Ala.	74 63				
												218	H	Kennesaw St.	80 63				
												248	N	Saint Francis (PA)	97 64				
												251	A	Stetson	89 47				
												266	H	Lipscomb	82 56				
												283	A	FIU	100 54				
												330	H	NJIT	82 39				
												345	H	Central Conn. St.	94 60				
LAST 10 Division I																			
109	A	Liberty	74 65	251	A	Stetson	89 47												
330	H	NJIT	82 39	109	H	Liberty	64 57												
218	H	Kennesaw St.	80 63	266	H	Lipscomb	82 56												
166	A	North Ala.	74 63	38	H	Duke	78 56												
81	A	North Florida	72 50	53	A	Temple	93 67												

Non-Div I Games: Webber Int'l 99 48 Fla. Memorial 91 47 Johnson & Wales (FL89 56

FGCU

Loss, Non-Conf, S Site, H Home A Away N Neutral

Average RPI Win:	301	WON-LOST	WINNING	LAST 10	STRENGTH OF	OPP. STRENGTH	TEAM	ADJ.	CONF.	ADJ CONF.
Average RPI Loss:	144	RECORD	PCT. RANK	GAMES	SCHEDULE	OF SCHEDULE	RPI	RPI	RPI	RPI
DIV. I ONLY	5- 16	300	2-8	147	247	283	283	13	13	
DIV. I NON-CONF.	3- 8	268	0	249	336	314	314	14	14	
TOTALS	RPI 1-25	RPI 26-50	W-L RECORDS	RPI 51-100	RPI 101-150	RPI 150+				
5- 16	0- 0	0- 3	OVERALL	0- 4	0- 1	5- 8				
2- 10	0- 0	0- 2	HOME	0- 3	0- 0	2- 5				
3- 6	0- 0	0- 1	AWAY	0- 1	0- 1	3- 3				
0- 0	0- 0	0- 0	NEUTRAL	0- 0	0- 0	0- 0				
3- 8	0- 0	0- 1	NON-CONFERENCE	0- 1	0- 0	3- 6				
1- 7	0- 0	0- 1	HOME	0- 1	0- 0	1- 5				
2- 1	0- 0	0- 0	AWAY	0- 0	0- 0	2- 1				
0- 0	0- 0	0- 0	NEUTRAL	0- 0	0- 0	0- 0				
2- 8	0- 0	0- 2	CONFERENCE	0- 3	0- 1	2- 2				
1- 3	0- 0	0- 1	HOME	0- 2	0- 0	1- 0				
1- 5	0- 0	0- 1	AWAY	0- 1	0- 1	1- 2				
0- 0	0- 0	0- 0	NEUTRAL	0- 0	0- 0	0- 0				

RPI S	Opponent	Score	RPI S	Opponent	Score	RPI S	Opponent	Score	RPI S	Opponent	Score	Team's RPI: 283
29	H FGCU	54 100	59	A Middle Tenn.	56 72	116	A UAB	58 71				
31	H Old Dominion	39 66	67	H Charlotte	50 64	152	H Bethune-Cookman	60 65				
32	A Western Ky.	51 71	81	H North Florida	49 64	191	A Jacksonville	52 77				
			98	H Rice	47 68	195	H Austin Peay	56 58				
						210	H Northern Ky.	45 67				
						225	H Brown	57 72				
						231	A UTEP	34 64				
						256	H North Texas	58 56				
						257	A Marshall	68 65				
						281	H Oakland	49 58				
						299	A UTSA	45 60				
						322	A N.C. Central	59 58				
						328	A Georgia St.	70 63				
						344	H Grambling	56 55				
LAST 10 Division I												
32	A Western Ky.	51 71	116	A UAB	58 71							
257	A Marshall	68 65	98	H Rice	47 68							
67	H Charlotte	50 64	256	H North Texas	58 56							
31	H Old Dominion	39 66	299	A UTSA	45 60							
59	A Middle Tenn.	56 72	231	A UTEP	34 64							

Non-Div I Games:

FIU

■ Loss,
■ Non-Conf,
■ S Site,
■ H Home
■ A Away
N Neutral

Fairfield

Through Games Of Feb. 1, 2020

Average RPI Win:	273	WON-LOST	WINNING	LAST 10	STRENGTH OF	OPP. STRENGTH	TEAM	ADJ.	CONF.	ADJ CONF.
Average RPI Loss:	124	RECORD	PCT. RANK	GAMES	SCHEDULE	OF SCHEDULE	RPI	RPI	RPI	RPI
DIV. I ONLY	10- 8	139	7-3	295	198	207	207	24	24	
DIV. I NON-CONF.	3- 6	235	0-1	299	100	294	294	25	25	
TOTALS	RPI 1-25	RPI 26-50	W-L RECORDS	RPI 51-100	RPI 101-150	RPI 150+				
10- 8	0- 0	0- 1	OVERALL	1- 3	0- 0	9- 4				
7- 2	0- 0	0- 0	HOME	1- 0	0- 0	6- 2				
3- 6	0- 0	0- 1	AWAY	0- 3	0- 0	3- 2				
0- 0	0- 0	0- 0	NEUTRAL	0- 0	0- 0	0- 0				
3- 6	0- 0	0- 1	NON-CONFERENCE	0- 2	0- 0	3- 3				
2- 2	0- 0	0- 0	HOME	0- 0	0- 0	2- 2				
1- 4	0- 0	0- 1	AWAY	0- 2	0- 0	1- 1				
0- 0	0- 0	0- 0	NEUTRAL	0- 0	0- 0	0- 0				
7- 2	0- 0	0- 0	CONFERENCE	1- 1	0- 0	6- 1				
5- 0	0- 0	0- 0	HOME	1- 0	0- 0	4- 0				
2- 2	0- 0	0- 0	AWAY	0- 1	0- 0	2- 1				
0- 0	0- 0	0- 0	NEUTRAL	0- 0	0- 0	0- 0				

RPI 1-25				RPI 26-50				RPI 51-100				RPI 101+				Team's RPI: 207	
RPI	S	Opponent	Score	RPI	S	Opponent	Score	RPI	S	Opponent	Score	RPI	S	Opponent	Score		
				44	A	St. John's (NY)	69 71	53	A	Temple	59 77	164	H	Dartmouth	51 52		
								80	A	Seton Hall	44 74	165	A	Quinnipiac	62 76		
								83	H	Marist	52 48	177	A	Rhode Island	41 74		
								87	A	Rider	52 60	215	H	Manhattan	87 47		
												225	H	Brown	44 58		
												238	A	Iona	52 40		
												280	H	Monmouth	49 38		
												290	H	Navy	66 52		
												306	A	Siena	65 35		
												310	H	Hofstra	73 64		
												335	A	LIU Brooklyn	53 51		
												336	H	Saint Peter's	67 48		
												341	H	Canisius	72 70		
LAST 10 Division I																	
				83	H	Marist	52 48	341	H	Canisius	72 70						
				87	A	Rider	52 60	336	H	Saint Peter's	67 48						
				165	A	Quinnipiac	62 76	280	H	Monmouth	49 38						
				215	H	Manhattan	87 47	306	A	Siena	65 35						
				238	A	Iona	52 40	225	H	Brown	44 58						

Non-Div I Games:

Fairfield

■ Loss,
 ■ Non-Conf,
 ■ S Site,
 ■ H Home
 ■ A Away
 N Neutral

Average RPI Win: 308		WON-LOST	WINNING	LAST 10	STRENGTH OF	OPP. STRENGTH	TEAM	ADJ.	CONF.	ADJ CONF.
Average RPI Loss: 248		RECORD	PCT. RANK	GAMES	SCHEDULE	OF SCHEDULE	RPI	RPI	RPI	RPI
DIV. I ONLY		7- 13	255	4-6	348	346	331	331	30	30
DIV. I NON-CONF.		3- 8	268	0-1	339	340	332	332	30	30
TOTALS		RPI 1-25	RPI 26-50	W-L RECORDS	RPI 51-100	RPI 101-150	RPI 150+			
7- 13	0- 0		0- 0	OVERALL	0- 0	0- 0	7- 13			
4- 6	0- 0		0- 0	HOME	0- 0	0- 0	4- 6			
3- 7	0- 0		0- 0	AWAY	0- 0	0- 0	3- 7			
0- 0	0- 0		0- 0	NEUTRAL	0- 0	0- 0	0- 0			
3- 8	0- 0		0- 0	NON-CONFERENCE	0- 0	0- 0	3- 8			
1- 4	0- 0		0- 0	HOME	0- 0	0- 0	1- 4			
2- 4	0- 0		0- 0	AWAY	0- 0	0- 0	2- 4			
0- 0	0- 0		0- 0	NEUTRAL	0- 0	0- 0	0- 0			
4- 5	0- 0		0- 0	CONFERENCE	0- 0	0- 0	4- 5			
3- 2	0- 0		0- 0	HOME	0- 0	0- 0	3- 2			
1- 3	0- 0		0- 0	AWAY	0- 0	0- 0	1- 3			
0- 0	0- 0		0- 0	NEUTRAL	0- 0	0- 0	0- 0			

RPI 1-25				RPI 26-50				RPI 51-100				RPI 101+				Team's RPI: 331	
RPI	S	Opponent	Score	RPI	S	Opponent	Score	RPI	S	Opponent	Score	RPI	S	Opponent	Score		
												162	A	Lafayette	29	61	
												186	H	Binghamton	48	60	
												203	A	UMass Lowell	56	61	
												206	A	Merrimack	51	62	
												215	H	Manhattan	61	62	
												224	H	Mt. St. Mary's	61	69	
												248	H	Saint Francis (PA)	56	47	
												262	A	Howard	56	64	
												273	A	Pittsburgh	60	69	
												274	H	Loyola Maryland	46	75	
												282	A	Sacred Heart	53	68	
												282	H	Sacred Heart	65	60	
												286	H	Army West Point	68	70	
												306	H	Siena	67	58	
												308	A	St. Francis Brooklyn	62	57	
												319	H	Bryant	45	57	
												330	A	NJIT	68	59	
												335	A	LIU Brooklyn	63	68	
												336	A	Saint Peter's	77	71	
												345	H	Central Conn. St.	66	47	
LAST 10 Division I																	
				224	H	Mt. St. Mary's	61	69	335	A	LIU Brooklyn	63	68				
				206	A	Merrimack	51	62	248	H	Saint Francis (PA)	56	47				
				282	A	Sacred Heart	53	68	319	H	Bryant	45	57				
				345	H	Central Conn. St.	66	47	308	A	St. Francis Brooklyn	62	57				
				282	H	Sacred Heart	65	60	203	A	UMass Lowell	56	61				

Non-Div I Games:

Fairleigh Dickinson

■ Loss, ■ Non-Conf, S Site, H Home A Away N Neutral

Average RPI Win:	226	WON-LOST	WINNING	LAST 10	STRENGTH OF	OPP. STRENGTH	TEAM	ADJ.	CONF.	ADJ CONF.
Average RPI Loss:	114	RECORD	PCT. RANK	GAMES	SCHEDULE	OF SCHEDULE	RPI	RPI	RPI	RPI
DIV. I ONLY	9- 12	220	3-7	103	146	178	178	13	13	
DIV. I NON-CONF.	6- 5	151	0	183	198	178	178	14	14	
TOTALS	RPI 1-25	RPI 26-50	W-L RECORDS	RPI 51-100	RPI 101-150	RPI 150+				
9- 12	0- 1	0- 2	OVERALL	1- 3	0- 3	8- 3				
6- 5	0- 0	0- 1	HOME	1- 2	0- 1	5- 1				
3- 7	0- 1	0- 1	AWAY	0- 1	0- 2	3- 2				
0- 0	0- 0	0- 0	NEUTRAL	0- 0	0- 0	0- 0				
6- 5	0- 1	0- 0	NON-CONFERENCE	0- 1	0- 2	6- 1				
4- 3	0- 0	0- 0	HOME	0- 1	0- 1	4- 1				
2- 2	0- 1	0- 0	AWAY	0- 0	0- 1	2- 0				
0- 0	0- 0	0- 0	NEUTRAL	0- 0	0- 0	0- 0				
3- 7	0- 0	0- 2	CONFERENCE	1- 2	0- 1	2- 2				
2- 2	0- 0	0- 1	HOME	1- 1	0- 0	1- 0				
1- 5	0- 0	0- 1	AWAY	0- 1	0- 1	1- 2				
0- 0	0- 0	0- 0	NEUTRAL	0- 0	0- 0	0- 0				

RPI 1-25				RPI 26-50				RPI 51-100				RPI 101+ Team's RPI: 178			
RPI	S	Opponent	Score	RPI	S	Opponent	Score	RPI	S	Opponent	Score	RPI	S	Opponent	Score
8	A	Iowa	53 85	31	H	Old Dominion	63 75	59	A	Middle Tenn.	66 81	116	A	UAB	73 92
				32	A	Western Ky.	59 68	67	H	Charlotte	65 44	124	A	Richmond	55 57
								98	H	Rice	69 78	125	H	Harvard	51 65
								100	H	Kansas	60 90	151	A	Western Mich.	80 79
												160	A	Hampton	64 63
												176	H	Little Rock	79 72
												187	H	Furman	63 69
												231	A	UTEP	65 96
												256	H	North Texas	84 78
												257	A	Marshall	75 85
												274	H	Loyola Maryland	72 61
												299	A	UTSA	80 53
												306	H	Siena	83 39
												345	H	Central Conn. St.	72 54
LAST 10 Division I															
257	A	Marshall	75 85	59	A	Middle Tenn.	66 81								
32	A	Western Ky.	59 68	256	H	North Texas	84 78								
31	H	Old Dominion	63 75	98	H	Rice	69 78								
67	H	Charlotte	65 44	231	A	UTEP	65 96								
116	A	UAB	73 92	299	A	UTSA	80 53								

Non-Div I Games:

Fla. Atlantic

Florida

Through Games Of Feb. 1, 2020

Average RPI Win:	235	WON-LOST	WINNING	LAST 10	STRENGTH OF	OPP. STRENGTH	TEAM	ADJ.	CONF.	ADJ CONF.
Average RPI Loss:	39	RECORD	PCT. RANK	GAMES	SCHEDULE	OF SCHEDULE	RPI	RPI	RPI	RPI
DIV. I ONLY	11- 10	170	3-7	98	82	139	139	4	4	
DIV. I NON-CONF.	9- 4	84	1-1	305	179	187	187	5	5	
TOTALS	RPI 1-25	RPI 26-50	W-L RECORDS	RPI 51-100	RPI 101-150	RPI 150+				
11- 10	0- 6	0- 2	OVERALL	2- 2	2- 0	7- 0				
7- 5	0- 4	0- 1	HOME	2- 0	1- 0	4- 0				
3- 4	0- 2	0- 1	AWAY	0- 1	1- 0	2- 0				
1- 1	0- 0	0- 0	NEUTRAL	0- 1	0- 0	1- 0				
9- 4	0- 2	0- 0	NON-CONFERENCE	1- 2	1- 0	7- 0				
6- 2	0- 2	0- 0	HOME	1- 0	1- 0	4- 0				
2- 1	0- 0	0- 0	AWAY	0- 1	0- 0	2- 0				
1- 1	0- 0	0- 0	NEUTRAL	0- 1	0- 0	1- 0				
2- 6	0- 4	0- 2	CONFERENCE	1- 0	1- 0	0- 0				
1- 3	0- 2	0- 1	HOME	1- 0	0- 0	0- 0				
1- 3	0- 2	0- 1	AWAY	0- 0	1- 0	0- 0				
0- 0	0- 0	0- 0	NEUTRAL	0- 0	0- 0	0- 0				

RPI S	Opponent	Score	RPI S	Opponent	Score	RPI S	Opponent	Score	RPI S	Opponent	Score	Team's RPI: 139
13	H Indiana	49 73	41	A Arkansas	57 79	89	N Wake Forest	68 73	129	A Auburn	83 63	
14	A Mississippi St.	47 93	47	H Tennessee	50 78	90	H Davidson	55 50	148	H Samford	84 48	
16	A Texas A&M	42 69				92	H Vanderbilt	68 60	240	N Xavier	67 64	
21	H Kentucky	45 65				100	A Kansas	66 76	265	H Longwood	71 54	
23	H Florida St.	55 66							296	A Prairie View	51 44	
24	H LSU	68 77							304	H Presbyterian	60 46	
									329	H Mercer	71 50	
									344	A Grambling	72 65	
									349	H Florida A&M	84 40	
LAST 10 Division I												
24	H LSU	68 77	129	A Auburn	83 63							
41	A Arkansas	57 79	92	H Vanderbilt	68 60							
16	A Texas A&M	42 69	14	A Mississippi St.	47 93							
47	H Tennessee	50 78	90	H Davidson	55 50							
21	H Kentucky	45 65	89	N Wake Forest	68 73							

Non-Div I Games:

Florida

Loss, Non-Conf, S Site, H Home A Away N Neutral

Average RPI Win:	347	WON-LOST	WINNING	LAST 10	STRENGTH OF	OPP. STRENGTH	TEAM	ADJ.	CONF.	ADJ CONF.
Average RPI Loss:	230	RECORD	PCT. RANK	GAMES	SCHEDULE	OF SCHEDULE	RPI	RPI	RPI	RPI
DIV. I ONLY	2- 16	337	2-8	332	351	349	349	29	29	
DIV. I NON-CONF.	0- 9	338	0-1	294	350	350	350	31	31	
TOTALS	RPI 1-25	RPI 26-50	W-L RECORDS	RPI 51-100	RPI 101-150	RPI 150+				
2- 16	0- 1	0- 0	OVERALL	0- 0	0- 3	2- 12				
1- 5	0- 0	0- 0	HOME	0- 0	0- 0	1- 5				
1- 11	0- 1	0- 0	AWAY	0- 0	0- 3	1- 7				
0- 0	0- 0	0- 0	NEUTRAL	0- 0	0- 0	0- 0				
0- 9	0- 1	0- 0	NON-CONFERENCE	0- 0	0- 2	0- 6				
0- 2	0- 0	0- 0	HOME	0- 0	0- 0	0- 2				
0- 7	0- 1	0- 0	AWAY	0- 0	0- 2	0- 4				
0- 0	0- 0	0- 0	NEUTRAL	0- 0	0- 0	0- 0				
2- 7	0- 0	0- 0	CONFERENCE	0- 0	0- 1	2- 6				
1- 3	0- 0	0- 0	HOME	0- 0	0- 0	1- 3				
1- 4	0- 0	0- 0	AWAY	0- 0	0- 1	1- 3				
0- 0	0- 0	0- 0	NEUTRAL	0- 0	0- 0	0- 0				

RPI S	Opponent	Score	RPI S	Opponent	Score	RPI S	Opponent	Score	RPI S	Opponent	Score	Team's RPI: 349
24	A LSU	45 73							122	A N.C. A&T	44 71	
									132	A Texas Tech	60 98	
									139	A Florida	40 84	
									152	H Bethune-Cookman	57 78	
									179	A Norfolk St.	51 59	
									191	H Jacksonville	54 88	
									233	H Morgan St.	47 59	
									262	A Howard	58 72	
									284	H Alabama A&M	53 77	
									305	A Jacksonville St.	67 72	
									321	A Alcorn	42 58	
									322	A N.C. Central	57 66	
									322	H N.C. Central	70 71	
									338	A USC Upstate	61 74	
									343	H Coppin St.	58 48	
									350	A South Carolina St.	44 39	
									351	A Mississippi Val.	70 71	
LAST 10 Division I												
152	H Bethune-Cookman	57 78	343	H Coppin St.	58 48							
179	A Norfolk St.	51 59	233	H Morgan St.	47 59							
262	A Howard	58 72	122	A N.C. A&T	44 71							
322	H N.C. Central	70 71	322	A N.C. Central	57 66							
350	A South Carolina St.	44 39	24	A LSU	45 73							

Non-Div I Games: Johnson (FL) 102 40 Trinity Baptist 103 54

Florida A&M

Loss, Non-Conf, S Site, H Home A Away N Neutral

Average RPI Win: 123		WON-LOST	WINNING	LAST 10	STRENGTH OF		OPP. STRENGTH	TEAM	ADJ.	CONF.	ADJ CONF.
Average RPI Loss: 63		RECORD	PCT. RANK	GAMES	SCHEDULE		OF SCHEDULE	RPI	RPI	RPI	RPI
DIV. I ONLY		18- 4	29	6-4	55		24	23	23	5	5
DIV. I NON-CONF.		11- 0	1	0	89		42	9	9	3	3
TOTALS		RPI 1-25	RPI 26-50		W-L RECORDS		RPI 51-100	RPI 101-150		RPI 150+	
18- 4		2- 1	3- 0		OVERALL		5- 2	3- 1		5- 0	
9- 2		0- 0	2- 0		HOME		3- 2	2- 0		2- 0	
7- 2		1- 1	0- 0		AWAY		2- 0	1- 1		3- 0	
2- 0		1- 0	1- 0		NEUTRAL		0- 0	0- 0		0- 0	
11- 0		2- 0	2- 0		NON-CONFERENCE		1- 0	3- 0		3- 0	
6- 0		0- 0	1- 0		HOME		1- 0	2- 0		2- 0	
3- 0		1- 0	0- 0		AWAY		0- 0	1- 0		1- 0	
2- 0		1- 0	1- 0		NEUTRAL		0- 0	0- 0		0- 0	
7- 4		0- 1	1- 0		CONFERENCE		4- 2	0- 1		2- 0	
3- 2		0- 0	1- 0		HOME		2- 2	0- 0		0- 0	
4- 2		0- 1	0- 0		AWAY		2- 0	0- 1		2- 0	
0- 0		0- 0	0- 0		NEUTRAL		0- 0	0- 0		0- 0	

RPI 1-25				Team's RPI: 23		RPI 26-50				RPI 51-100				RPI 101+					
RPI	S	Opponent	Score		RPI	S	Opponent	Score		RPI	S	Opponent	Score		RPI	S	Opponent	Score	
16	N	Texas A&M	80	58	35	H	Virginia Tech	86	62	55	A	Miami (FL)	73	62	104	H	Michigan St.	78	68
18	A	NC State	51	68	44	H	St. John's (NY)	74	70	55	H	Miami (FL)	79	61	105	A	Syracuse	89	90
24	A	LSU	70	62	46	N	Michigan	79	69	58	H	North Carolina	78	64	139	A	Florida	66	55
										63	H	Georgia Tech	52	67	148	H	Samford	88	59
										64	H	Boston College	56	65	175	A	Clemson	81	64
										81	H	North Florida	70	41	191	H	Jacksonville	75	41
										89	A	Wake Forest	70	65	273	A	Pittsburgh	66	41
															333	A	UIC	86	42
															340	H	Charleston So.	88	36
LAST 10 Division I																			
273	A	Pittsburgh	66	41	58	H	North Carolina	78	64										
64	H	Boston College	56	65	63	H	Georgia Tech	52	67										
55	H	Miami (FL)	79	61	55	A	Miami (FL)	73	62										
89	A	Wake Forest	70	65	105	A	Syracuse	89	90										
18	A	NC State	51	68	35	H	Virginia Tech	86	62										

Non-Div I Games:

Florida St.

■ Loss,
 ■ Non-Conf,
 ■ S Site,
 ■ H Home
 ■ A Away
 N Neutral

Average RPI Win: 175	WON-LOST	WINNING	LAST 10	STRENGTH OF	OPP. STRENGTH	TEAM	ADJ.	CONF.	ADJ CONF.
Average RPI Loss: 110	RECORD	PCT. RANK	GAMES	SCHEDULE	OF SCHEDULE	RPI	RPI	RPI	RPI
DIV. I ONLY	13- 8	102	7-3	156	92	112	112	12	12
DIV. I NON-CONF.	8- 5	117	2-0	158	82	121	121	12	12
TOTALS	RPI 1-25	RPI 26-50	W-L RECORDS	RPI 51-100	RPI 101-150	RPI 150+			
13- 8	0- 0	0- 1	OVERALL	2- 3	5- 2	6- 2			
9- 2	0- 0	0- 0	HOME	1- 1	4- 1	4- 0			
3- 5	0- 0	0- 0	AWAY	1- 2	0- 1	2- 2			
1- 1	0- 0	0- 1	NEUTRAL	0- 0	1- 0	0- 0			
8- 5	0- 0	0- 1	NON-CONFERENCE	1- 1	4- 1	3- 2			
5- 2	0- 0	0- 0	HOME	0- 1	3- 1	2- 0			
2- 2	0- 0	0- 0	AWAY	1- 0	0- 0	1- 2			
1- 1	0- 0	0- 1	NEUTRAL	0- 0	1- 0	0- 0			
5- 3	0- 0	0- 0	CONFERENCE	1- 2	1- 1	3- 0			
4- 0	0- 0	0- 0	HOME	1- 0	1- 0	2- 0			
1- 3	0- 0	0- 0	AWAY	0- 2	0- 1	1- 0			
0- 0	0- 0	0- 0	NEUTRAL	0- 0	0- 0	0- 0			

RPI S	Opponent	Score	RPI S	Opponent	Score	RPI S	Opponent	Score	RPI S	Opponent	Score	Team's RPI: 112
			41 N	Arkansas	59 71	67 A	Charlotte	76 51	101 A	VCU	52 62	
						79 H	Villanova	66 73	126 H	Notre Dame	55 60	
						85 A	Dayton	44 48	128 H	Northeastern	74 58	
						90 A	Davidson	62 74	131 H	George Washington	53 47	
						94 H	Saint Louis	66 54	141 N	Lehigh	59 57	
									146 H	Houston	63 54	
									148 H	Samford	68 37	
									169 A	Columbia	51 70	
									190 A	Penn St.	59 72	
									204 H	La Salle	62 45	
									215 A	Manhattan	51 45	
									229 H	Georgetown	67 54	
									235 A	George Mason	66 54	
									242 H	Southern U.	65 52	
									289 H	St. Bonaventure	79 53	
LAST 10 Division I												
			204 H	La Salle	62 45	131 H	George Washington	53 47				
			101 A	VCU	52 62	90 A	Davidson	62 74				
			85 A	Dayton	44 48	289 H	St. Bonaventure	79 53				
			94 H	Saint Louis	66 54	146 H	Houston	63 54				
			235 A	George Mason	66 54	148 H	Samford	68 37				

Non-Div I Games:

Fordham

<div> <div> <div>Average RPI Win: 215</div> <div>Average RPI Loss: 111</div> </div> <div> <div>WON-LOST</div> <div>RECORD</div> </div> <div> <div>WINNING</div> <div>PCT. RANK</div> </div> <div> <div>LAST 10</div> <div>GAMES</div> </div> </div>				STRENGTH OF SCHEDULE	OPP. STRENGTH OF SCHEDULE	TEAM RPI	ADJ. RPI	CONF. RPI	ADJ CONF. RPI
<div> <div>DIV. I ONLY</div> <div>16- 4</div> <div>34</div> <div>9-1</div> </div>				203	163	71	71	17	17
<div> <div>DIV. I NON-CONF.</div> <div>5- 4</div> <div>140</div> <div>0-1</div> </div>				211	106	141	141	24	24
TOTALS		RPI 1-25	RPI 26-50	W-L RECORDS	RPI 51-100	RPI 101-150	RPI 150+		
16- 4	0- 0		0- 1	OVERALL	0- 1	2- 0	14- 2		
8- 1	0- 0		0- 0	HOME	0- 1	0- 0	8- 0		
7- 2	0- 0		0- 0	AWAY	0- 0	2- 0	5- 2		
1- 1	0- 0		0- 1	NEUTRAL	0- 0	0- 0	1- 0		
5- 4	0- 0		0- 1	NON-CONFERENCE	0- 1	0- 0	5- 2		
2- 1	0- 0		0- 0	HOME	0- 1	0- 0	2- 0		
2- 2	0- 0		0- 0	AWAY	0- 0	0- 0	2- 2		
1- 1	0- 0		0- 1	NEUTRAL	0- 0	0- 0	1- 0		
11- 0	0- 0		0- 0	CONFERENCE	0- 0	2- 0	9- 0		
6- 0	0- 0		0- 0	HOME	0- 0	0- 0	6- 0		
5- 0	0- 0		0- 0	AWAY	0- 0	2- 0	3- 0		
0- 0	0- 0		0- 0	NEUTRAL	0- 0	0- 0	0- 0		

[illegible]

Non-Div I Games:	La Verne	111	56	UC Merced	92	26
------------------	----------	-----	----	-----------	----	----

Fresno St.

Loss, Non-Conf, S Site, H Home A Away N Neutral

Furman

Through Games Of Feb. 1, 2020

Average RPI Win:	236	WON-LOST	WINNING	LAST 10	STRENGTH OF	OPP. STRENGTH	TEAM	ADJ.	CONF.	ADJ CONF.
Average RPI Loss:	150	RECORD	PCT. RANK	GAMES	SCHEDULE	OF SCHEDULE	RPI	RPI	RPI	RPI
DIV. I ONLY	11- 8	122	6-4	317	117	187	187	25	25	
DIV. I NON-CONF.	7- 5	131	2-1	245	50	127	127	22	22	
TOTALS	RPI 1-25	RPI 26-50	W-L RECORDS	RPI 51-100	RPI 101-150	RPI 150+				
11- 8	0- 0	0- 0	OVERALL	0- 3	2- 0	9- 5				
6- 2	0- 0	0- 0	HOME	0- 0	1- 0	5- 2				
4- 6	0- 0	0- 0	AWAY	0- 3	1- 0	3- 3				
1- 0	0- 0	0- 0	NEUTRAL	0- 0	0- 0	1- 0				
7- 5	0- 0	0- 0	NON-CONFERENCE	0- 3	1- 0	6- 2				
3- 1	0- 0	0- 0	HOME	0- 0	0- 0	3- 1				
3- 4	0- 0	0- 0	AWAY	0- 3	1- 0	2- 1				
1- 0	0- 0	0- 0	NEUTRAL	0- 0	0- 0	1- 0				
4- 3	0- 0	0- 0	CONFERENCE	0- 0	1- 0	3- 3				
3- 1	0- 0	0- 0	HOME	0- 0	1- 0	2- 1				
1- 2	0- 0	0- 0	AWAY	0- 0	0- 0	1- 2				
0- 0	0- 0	0- 0	NEUTRAL	0- 0	0- 0	0- 0				

RPI 1-25			RPI 26-50			RPI 51-100			RPI 101+ Team's RPI: 187		
RPI	S	Opponent	Score	RPI	S	Opponent	Score	RPI	S	Opponent	Score
								124	A	Richmond	70 69
						59 A Middle Tenn.	62 78	148	H	Samford	77 69
						75 A Georgia	48 77	153	H	UNC Greensboro	53 59
						92 A Vanderbilt	46 74	155	H	Elon	76 87
								160	H	Hampton	70 65
								175	A	Clemson	71 77
								178	A	Fla. Atlantic	69 63
								205 N		Saint Joseph's	63 48
								219	A	Chattanooga	52 60
								239	A	Gardner-Webb	72 67
								259	A	ETSU	81 62
								270	A	Wofford	62 66
								292	H	Ga. Southern	78 63
								328	H	Georgia St.	62 55
								329	H	Mercer	62 49
								337	H	Western Caro.	69 53
LAST 10 Division I											
270	A	Wofford	62 66	148	H	Samford	77 69				
337	H	Western Caro.	69 53	329	H	Mercer	62 49				
153	H	UNC Greensboro	53 59	155	H	Elon	76 87				
219	A	Chattanooga	52 60	205 N		Saint Joseph's	63 48				
259	A	ETSU	81 62	178	A	Fla. Atlantic	69 63				

Non-Div I Games: North Greenville 88 51 Newberry 62 43 UNKNOWN 88 24

Furman

Loss, Non-Conf, S Site, H Home A Away N Neutral

Ga. Southern

Through Games Of Feb. 1, 2020

Average RPI Win:	278	WON-LOST	WINNING	LAST 10	STRENGTH OF	OPP. STRENGTH	TEAM	ADJ.	CONF.	ADJ CONF.
Average RPI Loss:	193	RECORD	PCT. RANK	GAMES	SCHEDULE	OF SCHEDULE	RPI	RPI	RPI	RPI
DIV. I ONLY	6- 14	278	3-7	254	329	292	292	22	22	
DIV. I NON-CONF.	3- 8	268	0-1	254	335	286	286	21	21	
TOTALS	RPI 1-25	RPI 26-50	W-L RECORDS	RPI 51-100	RPI 101-150	RPI 150+				
6- 14	0- 0	0- 0	OVERALL	0- 1	0- 3	6- 10				
3- 4	0- 0	0- 0	HOME	0- 1	0- 0	3- 3				
2- 9	0- 0	0- 0	AWAY	0- 0	0- 2	2- 7				
1- 1	0- 0	0- 0	NEUTRAL	0- 0	0- 1	1- 0				
3- 8	0- 0	0- 0	NON-CONFERENCE	0- 0	0- 2	3- 6				
0- 2	0- 0	0- 0	HOME	0- 0	0- 0	0- 2				
2- 5	0- 0	0- 0	AWAY	0- 0	0- 1	2- 4				
1- 1	0- 0	0- 0	NEUTRAL	0- 0	0- 1	1- 0				
3- 6	0- 0	0- 0	CONFERENCE	0- 1	0- 1	3- 4				
3- 2	0- 0	0- 0	HOME	0- 1	0- 0	3- 1				
0- 4	0- 0	0- 0	AWAY	0- 0	0- 1	0- 3				
0- 0	0- 0	0- 0	NEUTRAL	0- 0	0- 0	0- 0				

RPI S	Opponent	Score	RPI S	Opponent	Score	RPI S	Opponent	Score	RPI S	Opponent	Score	Team's RPI: 292
						62	H Troy	69 79	115	N Kent St.	48 62	
									127	A Coastal Caro.	59 66	
									140	A Tulane	40 56	
									152	A Bethune-Cookman	57 75	
									154	H Louisiana	83 67	
									176	A Little Rock	46 58	
									187	A Furman	63 78	
									199	H North Dakota	56 69	
									202	A Arkansas St.	62 69	
									218	H Kennesaw St.	69 95	
									255	H South Alabama	65 71	
									258	A Winthrop	91 47	
									268	A Ole Miss	66 69	
									270	A Wofford	70 57	
									278	A Appalachian St.	75 83	
									308	N St. Francis Brooklyn	78 47	
									328	H Georgia St.	81 56	
									329	A Mercer	52 62	
									348	H La.-Monroe	64 47	
LAST 10 Division I												
278	A	Appalachian St.	75	83	202	A	Arkansas St.	62	69			
127	A	Coastal Caro.	59	66	176	A	Little Rock	46	58			
328	H	Georgia St.	81	56	154	H	Louisiana	83	67			
255	H	South Alabama	65	71	348	H	La.-Monroe	64	47			
62	H	Troy	69	79	140	A	Tulane	40	56			

Non-Div I Games:

Ga. Southern

■ Loss,
 ■ Non-Conf,
 ■ S Site,
 ■ H Home
 ■ A Away
 N Neutral

Average RPI Win:	287	WON-LOST	WINNING	LAST 10	STRENGTH OF	OPP. STRENGTH	TEAM	ADJ.	CONF.	ADJ CONF.
Average RPI Loss:	162	RECORD	PCT. RANK	GAMES	SCHEDULE	OF SCHEDULE	RPI	RPI	RPI	RPI
DIV. I ONLY	11- 9	146	6-4	323	299	239	239	26	26	
DIV. I NON-CONF.	5- 4	140	0	275	209	186	186	28	28	
TOTALS	RPI 1-25	RPI 26-50	W-L RECORDS	RPI 51-100	RPI 101-150	RPI 150+				
11- 9	0- 0	0- 1	OVERALL	0- 2	0- 1	11- 5				
7- 3	0- 0	0- 0	HOME	0- 0	0- 0	7- 3				
4- 6	0- 0	0- 1	AWAY	0- 2	0- 1	4- 2				
0- 0	0- 0	0- 0	NEUTRAL	0- 0	0- 0	0- 0				
5- 4	0- 0	0- 1	NON-CONFERENCE	0- 2	0- 0	5- 1				
3- 1	0- 0	0- 0	HOME	0- 0	0- 0	3- 1				
2- 3	0- 0	0- 1	AWAY	0- 2	0- 0	2- 0				
0- 0	0- 0	0- 0	NEUTRAL	0- 0	0- 0	0- 0				
6- 5	0- 0	0- 0	CONFERENCE	0- 0	0- 1	6- 4				
4- 2	0- 0	0- 0	HOME	0- 0	0- 0	4- 2				
2- 3	0- 0	0- 0	AWAY	0- 0	0- 1	2- 2				
0- 0	0- 0	0- 0	NEUTRAL	0- 0	0- 0	0- 0				

RPI 1-25				RPI 26-50				RPI 51-100				RPI 101+				Team's RPI: 239	
RPI	S	Opponent	Score	RPI	S	Opponent	Score	RPI	S	Opponent	Score	RPI	S	Opponent	Score		
				35	A	Virginia Tech	65 87	67	A	Charlotte	49 74	130	A	Campbell	44 48		
								75	A	Georgia	56 84	160	A	Hampton	58 63		
												187	H	Furman	67 72		
												209	H	High Point	70 57		
												222	H	Delaware	67 65		
												232	H	Radford	73 84		
												237	A	UNC Asheville	65 59		
												258	H	Winthrop	71 59		
												265	A	Longwood	70 80		
												270	H	Wofford	67 53		
												278	A	Appalachian St.	67 56		
												304	H	Presbyterian	53 56		
												329	A	Mercer	65 62		
												337	H	Western Caro.	88 62		
												338	H	USC Upstate	63 53		
												340	A	Charleston So.	79 52		
												340	H	Charleston So.	67 45		
LAST 10 Division I																	
				340	H	Charleston So.	67 45	304	H	Presbyterian	53 56						
				209	H	High Point	70 57	130	A	Campbell	44 48						
				232	H	Radford	73 84	258	H	Winthrop	71 59						
				237	A	UNC Asheville	65 59	160	A	Hampton	58 63						
				338	H	USC Upstate	63 53	340	A	Charleston So.	79 52						

Non-Div I Games:

Gardner-Webb

Average RPI Win: 226		WON-LOST	WINNING	LAST 10	STRENGTH OF	OPP. STRENGTH	TEAM	ADJ.	CONF.	ADJ CONF.
Average RPI Loss: 146		RECORD	PCT. RANK	GAMES	SCHEDULE	OF SCHEDULE	RPI	RPI	RPI	RPI
DIV. I ONLY		7- 15	274	2-8	136	199	235	235	12	12
DIV. I NON-CONF.		6- 7	182	1-0	156	285	185	185	12	12
TOTALS		RPI 1-25	RPI 26-50	W-L RECORDS	RPI 51-100	RPI 101-150	RPI 150+			
7- 15	0- 0		0- 1	OVERALL	0- 4	1- 4	6- 6			
3- 7	0- 0		0- 1	HOME	0- 2	1- 2	2- 2			
4- 7	0- 0		0- 0	AWAY	0- 1	0- 2	4- 4			
0- 1	0- 0		0- 0	NEUTRAL	0- 1	0- 0	0- 0			
6- 7	0- 0		0- 1	NON-CONFERENCE	0- 2	0- 1	6- 3			
2- 4	0- 0		0- 1	HOME	0- 1	0- 0	2- 2			
4- 2	0- 0		0- 0	AWAY	0- 0	0- 1	4- 1			
0- 1	0- 0		0- 0	NEUTRAL	0- 1	0- 0	0- 0			
1- 8	0- 0		0- 0	CONFERENCE	0- 2	1- 3	0- 3			
1- 3	0- 0		0- 0	HOME	0- 1	1- 2	0- 0			
0- 5	0- 0		0- 0	AWAY	0- 1	0- 1	0- 3			
0- 0	0- 0		0- 0	NEUTRAL	0- 0	0- 0	0- 0			

RPI 1-25				RPI 26-50				RPI 51-100				RPI 101+				Team's RPI: 235	
RPI	S	Opponent	Score	RPI	S	Opponent	Score	RPI	S	Opponent	Score	RPI	S	Opponent	Score		
				35	H	Virginia Tech	58 77	52	N	Bradley	59 61	101	H	VCU	63 82		
								76	H	Bucknell	51 64	110	A	Duquesne	63 84		
								85	A	Dayton	55 59	112	H	Fordham	54 66		
								90	H	Davidson	69 76	127	A	Coastal Caro.	59 74		
												131	H	George Washington	70 60		
												177	A	Rhode Island	42 47		
												183	H	American	73 55		
												190	A	Penn St.	78 68		
												204	A	La Salle	65 77		
												216	A	SMU	59 58		
												222	A	Delaware	44 63		
												245	H	UMKC	58 64		
												250	A	Col. of Charleston	72 61		
												262	H	Howard	75 86		
												289	A	St. Bonaventure	47 62		
												290	A	Navy	67 58		
												325	H	Detroit Mercy	75 62		
LAST 10 Division I																	
				177	A	Rhode Island	42 47	90	H	Davidson	69 76						
				204	A	La Salle	65 77	289	A	St. Bonaventure	47 62						
				101	H	VCU	63 82	85	A	Dayton	55 59						
				110	A	Duquesne	63 84	131	H	George Washington	70 60						
				112	H	Fordham	54 66	216	A	SMU	59 58						

Non-Div I Games:

George Mason

Loss, Non-Conf, S Site, H Home A Away N Neutral

Average RPI Win: 186	WON-LOST	WINNING	LAST 10	STRENGTH OF	OPP. STRENGTH	TEAM	ADJ.	CONF.	ADJ CONF.
Average RPI Loss: 102	RECORD	PCT. RANK	GAMES	SCHEDULE	OF SCHEDULE	RPI	RPI	RPI	RPI
DIV. I ONLY	9- 11	205	3-7	74	122	131	131	12	12
DIV. I NON-CONF.	6- 7	182	0-3	95	87	129	129	12	12
TOTALS	RPI 1-25	RPI 26-50	W-L RECORDS	RPI 51-100	RPI 101-150	RPI 150+			
9- 11	0- 2	0- 1	OVERALL	1- 3	2- 3	6- 2			
4- 5	0- 1	0- 1	HOME	0- 2	2- 1	2- 0			
5- 6	0- 1	0- 0	AWAY	1- 1	0- 2	4- 2			
0- 0	0- 0	0- 0	NEUTRAL	0- 0	0- 0	0- 0			
6- 7	0- 2	0- 1	NON-CONFERENCE	1- 1	0- 2	5- 1			
2- 4	0- 1	0- 1	HOME	0- 1	0- 1	2- 0			
4- 3	0- 1	0- 0	AWAY	1- 0	0- 1	3- 1			
0- 0	0- 0	0- 0	NEUTRAL	0- 0	0- 0	0- 0			
3- 4	0- 0	0- 0	CONFERENCE	0- 2	2- 1	1- 1			
2- 1	0- 0	0- 0	HOME	0- 1	2- 0	0- 0			
1- 3	0- 0	0- 0	AWAY	0- 1	0- 1	1- 1			
0- 0	0- 0	0- 0	NEUTRAL	0- 0	0- 0	0- 0			

RPI 1-25				RPI 26-50				RPI 51-100				RPI 101+ Team's RPI: 131			
RPI	S	Opponent	Score	RPI	S	Opponent	Score	RPI	S	Opponent	Score	RPI	S	Opponent	Score
7	A	Maryland	54 88	43	H	James Madison	50 69	60	H	Minnesota	50 83	110	H	Duquesne	65 60
19	H	Princeton	50 75					79	A	Villanova	68 56	112	A	Fordham	47 53
								85	H	Dayton	50 66	141	A	Lehigh	53 59
								90	A	Davidson	55 62	143	H	Massachusetts	50 47
												147	H	William & Mary	51 63
												165	A	Quinnipiac	78 67
												181	A	Memphis	64 63
												183	A	American	53 66
												205	A	Saint Joseph's	56 50
												222	A	Delaware	63 49
												229	H	Georgetown	52 49
												235	A	George Mason	60 70
												343	H	Coppin St.	54 35
LAST 10 Division I															
205	A	Saint Joseph's	56 50	110	H	Duquesne	65 60								
143	H	Massachusetts	50 47	235	A	George Mason	60 70								
85	H	Dayton	50 66	147	H	William & Mary	51 63								
90	A	Davidson	55 62	183	A	American	53 66								
112	A	Fordham	47 53	43	H	James Madison	50 69								

Non-Div I Games:

George Washington

■ Loss,
 ■ Non-Conf, S Site,
 ■ Home
 ■ Away
 N Neutral

Georgetown

Through Games Of Feb. 1, 2020

Average RPI Win:	248	WON-LOST	WINNING	LAST 10	STRENGTH OF	OPP. STRENGTH	TEAM	ADJ.	CONF.	ADJ CONF.
Average RPI Loss:	90	RECORD	PCT. RANK	GAMES	SCHEDULE	OF SCHEDULE	RPI	RPI	RPI	RPI
DIV. I ONLY	4- 17	315	1-9	82	84	229	229	6	6	
DIV. I NON-CONF.	3- 8	268	0	133	197	214	214	6	6	
TOTALS	RPI 1-25	RPI 26-50	W-L RECORDS	RPI 51-100	RPI 101-150	RPI 150+				
4- 17	0- 1	0- 4	OVERALL	0- 7	1- 3	3- 2				
1- 7	0- 0	0- 2	HOME	0- 3	1- 1	0- 1				
3- 9	0- 1	0- 2	AWAY	0- 3	0- 2	3- 1				
0- 1	0- 0	0- 0	NEUTRAL	0- 1	0- 0	0- 0				
3- 8	0- 0	0- 1	NON-CONFERENCE	0- 3	0- 3	3- 1				
0- 3	0- 0	0- 1	HOME	0- 1	0- 1	0- 0				
3- 4	0- 0	0- 0	AWAY	0- 1	0- 2	3- 1				
0- 1	0- 0	0- 0	NEUTRAL	0- 1	0- 0	0- 0				
1- 9	0- 1	0- 3	CONFERENCE	0- 4	1- 0	0- 1				
1- 4	0- 0	0- 1	HOME	0- 2	1- 0	0- 1				
0- 5	0- 1	0- 2	AWAY	0- 2	0- 0	0- 0				
0- 0	0- 0	0- 0	NEUTRAL	0- 0	0- 0	0- 0				

RPI 1-25				RPI 26-50				RPI 51-100				RPI 101+ Team's RPI: 229			
RPI	S	Opponent	Score	RPI	S	Opponent	Score	RPI	S	Opponent	Score	RPI	S	Opponent	Score
20	A	DePaul	66 92	28	H	Creighton	56 65	71	N	Fresno St.	69 82	112	A	Fordham	54 67
				37	A	Marquette	51 73	79	A	Villanova	53 74	124	H	Richmond	49 51
				43	H	James Madison	59 66	80	A	Seton Hall	60 79	131	A	George Washington	49 52
				44	A	St. John's (NY)	54 71	80	H	Seton Hall	47 61	134	H	Providence	62 53
								87	H	Rider	64 65	169	A	Columbia	49 54
								90	A	Davidson	52 66	240	H	Xavier	64 85
								95	H	Butler	46 47	263	A	LMU (CA)	64 53
												273	A	Pittsburgh	66 56
												323	A	UMES	57 39
LAST 10 Division I															
				80	H	Seton Hall	47 61	240	H	Xavier	64 85				
				20	A	DePaul	66 92	80	A	Seton Hall	60 79				
				37	A	Marquette	51 73	44	A	St. John's (NY)	54 71				
				79	A	Villanova	53 74	134	H	Providence	62 53				
				95	H	Butler	46 47	28	H	Creighton	56 65				

Non-Div I Games:

Georgetown

■ Loss,
 ■ Non-Conf,
 ■ S Site,
 ■ H Home
 ■ A Away
 N Neutral

Average RPI Win:	189	WON-LOST	WINNING	LAST 10	STRENGTH OF	OPP. STRENGTH	TEAM	ADJ.	CONF.	ADJ CONF.
Average RPI Loss:	36	RECORD	PCT. RANK	GAMES	SCHEDULE	OF SCHEDULE	RPI	RPI	RPI	RPI
DIV. I ONLY	12- 9	128	5-5	12	89	75	75	4	4	
DIV. I NON-CONF.	9- 4	84	2-0	60	202	93	93	5	5	
TOTALS	RPI 1-25	RPI 26-50	W-L RECORDS	RPI 51-100	RPI 101-150	RPI 150+				
12- 9	0- 5	2- 1	OVERALL	1- 3	2- 0	7- 0				
8- 6	0- 3	0- 0	HOME	0- 3	2- 0	6- 0				
2- 3	0- 2	1- 1	AWAY	0- 0	0- 0	1- 0				
2- 0	0- 0	1- 0	NEUTRAL	1- 0	0- 0	0- 0				
9- 4	0- 2	1- 0	NON-CONFERENCE	1- 2	1- 0	6- 0				
7- 3	0- 1	0- 0	HOME	0- 2	1- 0	6- 0				
0- 1	0- 1	0- 0	AWAY	0- 0	0- 0	0- 0				
2- 0	0- 0	1- 0	NEUTRAL	1- 0	0- 0	0- 0				
3- 5	0- 3	1- 1	CONFERENCE	0- 1	1- 0	1- 0				
1- 3	0- 2	0- 0	HOME	0- 1	1- 0	0- 0				
2- 2	0- 1	1- 1	AWAY	0- 0	0- 0	1- 0				
0- 0	0- 0	0- 0	NEUTRAL	0- 0	0- 0	0- 0				

RPI 1-25				RPI 26-50				RPI 51-100				Team's RPI: 75	RPI 101+			
RPI	S	Opponent	Score	RPI	S	Opponent	Score	RPI	S	Opponent	Score		RPI	S	Opponent	Score
2	H	South Carolina	53 88	35	N	Virginia Tech	77 72	63	H	Georgia Tech	40 73		122	H	N.C. A&T	72 54
5	A	Baylor	38 72	41	A	Arkansas	64 55	79	H	Villanova	58 63		129	H	Auburn	61 50
10	H	UCLA	50 59	47	A	Tennessee	56 73	92	H	Vanderbilt	55 63		187	H	Furman	77 48
14	H	Mississippi St.	66 73					95	N	Butler	69 36		218	H	Kennesaw St.	80 65
16	A	Texas A&M	63 64										239	H	Gardner-Webb	84 56
													268	A	Ole Miss	58 51
													271	H	East Carolina	67 50
													329	H	Mercer	76 60
													338	H	USC Upstate	67 53
LAST 10 Division I																
16	A	Texas A&M	63 64	92	H	Vanderbilt	55 63									
2	H	South Carolina	53 88	14	H	Mississippi St.	66 73									
41	A	Arkansas	64 55	268	A	Ole Miss	58 51									
129	H	Auburn	61 50	271	H	East Carolina	67 50									
47	A	Tennessee	56 73	239	H	Gardner-Webb	84 56									

Non-Div I Games:

Georgia

■ Loss,
 ■ Non-Conf,
 ■ S Site,
 ■ H Home
 ■ A Away
 N Neutral

Average RPI Win:	336	WON-LOST	WINNING	LAST 10	STRENGTH OF	OPP. STRENGTH	TEAM	ADJ.	CONF.	ADJ CONF.
Average RPI Loss:	183	RECORD	PCT. RANK	GAMES	SCHEDULE	OF SCHEDULE	RPI	RPI	RPI	RPI
DIV. I ONLY	4- 16	314	2-8	253	321	328	328	22	22	
DIV. I NON-CONF.	3- 8	268	1-0	253	328	318	318	21	21	
TOTALS	RPI 1-25	RPI 26-50	W-L RECORDS	RPI 51-100	RPI 101-150	RPI 150+				
4- 16	0- 1	0- 0	OVERALL	0- 2	0- 1	4- 12				
3- 7	0- 1	0- 0	HOME	0- 1	0- 0	3- 5				
0- 9	0- 0	0- 0	AWAY	0- 1	0- 1	0- 7				
1- 0	0- 0	0- 0	NEUTRAL	0- 0	0- 0	1- 0				
3- 8	0- 1	0- 0	NON-CONFERENCE	0- 1	0- 0	3- 6				
2- 4	0- 1	0- 0	HOME	0- 0	0- 0	2- 3				
0- 4	0- 0	0- 0	AWAY	0- 1	0- 0	0- 3				
1- 0	0- 0	0- 0	NEUTRAL	0- 0	0- 0	1- 0				
1- 8	0- 0	0- 0	CONFERENCE	0- 1	0- 1	1- 6				
1- 3	0- 0	0- 0	HOME	0- 1	0- 0	1- 2				
0- 5	0- 0	0- 0	AWAY	0- 0	0- 1	0- 4				
0- 0	0- 0	0- 0	NEUTRAL	0- 0	0- 0	0- 0				

RPI 1-25				RPI 26-50				RPI 51-100				RPI 101+ Team's RPI: 328			
RPI	S	Opponent	Score	RPI	S	Opponent	Score	RPI	S	Opponent	Score	RPI	S	Opponent	Score
7	H	Maryland	41 114					62	H	Troy	57 71	127	A	Coastal Caro.	45 87
								63	A	Georgia Tech	28 69	153	A	UNC Greensboro	49 64
												154	H	Louisiana	65 75
												170	H	Toledo	48 74
												176	A	Little Rock	46 66
												187	A	Furman	55 62
												202	A	Arkansas St.	68 70
												231	A	UTEP	68 71
												255	H	South Alabama	64 81
												278	A	Appalachian St.	37 65
												283	H	FIU	63 70
												284	H	Alabama A&M	52 67
												292	A	Ga. Southern	56 81
												318	N	New Mexico St.	59 51
												326	H	SIUE	74 73
												348	H	La.-Monroe	68 52
												350	H	South Carolina St.	77 52
LAST 10 Division I															
127	A	Coastal Caro.	45 87	176	A	Little Rock	46 66								
278	A	Appalachian St.	37 65	202	A	Arkansas St.	68 70								
292	A	Ga. Southern	56 81	348	H	La.-Monroe	68 52								
62	H	Troy	57 71	154	H	Louisiana	65 75								
255	H	South Alabama	64 81	326	H	SIUE	74 73								

Non-Div I Games:

Georgia St.

■ Loss,
■ Non-Conf,
■ S Site,
■ H Home
■ A Away
N Neutral

Average RPI Win:	148	WON-LOST	WINNING	LAST 10	STRENGTH OF	OPP. STRENGTH	TEAM	ADJ.	CONF.	ADJ CONF.
Average RPI Loss:	51	RECORD	PCT. RANK	GAMES	SCHEDULE	OF SCHEDULE	RPI	RPI	RPI	RPI
DIV. I ONLY	14- 7	73	5-5	96	8	63	63	5	5	
DIV. I NON-CONF.	9- 2	38	0	151	72	54	54	3	3	
TOTALS	RPI 1-25	RPI 26-50	W-L RECORDS	RPI 51-100	RPI 101-150	RPI 150+				
14- 7	1- 1	1- 2	OVERALL	4- 4	3- 0	5- 0				
8- 2	0- 0	1- 0	HOME	1- 2	2- 0	4- 0				
4- 3	1- 0	0- 1	AWAY	1- 2	1- 0	1- 0				
2- 2	0- 1	0- 1	NEUTRAL	2- 0	0- 0	0- 0				
9- 2	0- 1	0- 1	NON-CONFERENCE	3- 0	2- 0	4- 0				
5- 0	0- 0	0- 0	HOME	0- 0	2- 0	3- 0				
2- 0	0- 0	0- 0	AWAY	1- 0	0- 0	1- 0				
2- 2	0- 1	0- 1	NEUTRAL	2- 0	0- 0	0- 0				
5- 5	1- 0	1- 1	CONFERENCE	1- 4	1- 0	1- 0				
3- 2	0- 0	1- 0	HOME	1- 2	0- 0	1- 0				
2- 3	1- 0	0- 1	AWAY	0- 2	1- 0	0- 0				
0- 0	0- 0	0- 0	NEUTRAL	0- 0	0- 0	0- 0				

RPI 1-25			RPI 26-50			RPI 51-100			Team's RPI: 63	RPI 101+		
RPI	S	Opponent	Score	RPI	S	Opponent	Score	RPI	S	Opponent	Score	
16	N	Texas A&M	48 60	38	A	Duke	46 58	55	A	Miami (FL)	49 54	105 A Syracuse 82 64
23	A	Florida St.	67 52	39	N	Rutgers	43 46	55	H	Miami (FL)	61 54	118 H Wisconsin 60 41
				42	H	Virginia	61 51	58	H	North Carolina	60 67	146 H Houston 69 38
								64	H	Boston College	48 55	175 H Clemson 49 47
								75	A	Georgia	73 40	218 A Kennesaw St. 63 47
								80	N	Seton Hall	79 54	259 H ETSU 87 48
								89	A	Wake Forest	60 65	328 H Georgia St. 69 28
								98	N	Rice	54 52	344 H Grambling 89 42
LAST 10 Division I												
55	A	Miami (FL)	49 54	175	H	Clemson	49 47					
38	A	Duke	46 58	23	A	Florida St.	67 52					
58	H	North Carolina	60 67	89	A	Wake Forest	60 65					
64	H	Boston College	48 55	55	H	Miami (FL)	61 54					
105	A	Syracuse	82 64	42	H	Virginia	61 51					

Non-Div I Games:

Georgia Tech

■ Loss,
 ■ Non-Conf, S Site,
 ■ Home
 ■ Away
 N Neutral

Gonzaga

Through Games Of Feb. 1, 2020

Average RPI Win:	133	WON-LOST	WINNING	LAST 10	STRENGTH OF	OPP. STRENGTH	TEAM	ADJ.	CONF.	ADJ CONF.
Average RPI Loss:	4	RECORD	PCT. RANK	GAMES	SCHEDULE	OF SCHEDULE	RPI	RPI	RPI	RPI
DIV. I ONLY	22- 1	1	10-0	47	69	6	6	11	11	
DIV. I NON-CONF.	11- 1	13	0	15	19	2	2	11	11	
TOTALS	RPI 1-25	RPI 26-50	W-L RECORDS	RPI 51-100	RPI 101-150	RPI 150+				
22- 1	1- 1	1- 0	OVERALL	8- 0	3- 0	9- 0				
12- 0	1- 0	0- 0	HOME	3- 0	2- 0	6- 0				
7- 1	0- 1	0- 0	AWAY	3- 0	1- 0	3- 0				
3- 0	0- 0	1- 0	NEUTRAL	2- 0	0- 0	0- 0				
11- 1	1- 1	1- 0	NON-CONFERENCE	6- 0	0- 0	3- 0				
5- 0	1- 0	0- 0	HOME	2- 0	0- 0	2- 0				
3- 1	0- 1	0- 0	AWAY	2- 0	0- 0	1- 0				
3- 0	0- 0	1- 0	NEUTRAL	2- 0	0- 0	0- 0				
11- 0	0- 0	0- 0	CONFERENCE	2- 0	3- 0	6- 0				
7- 0	0- 0	0- 0	HOME	1- 0	2- 0	4- 0				
4- 0	0- 0	0- 0	AWAY	1- 0	1- 0	2- 0				
0- 0	0- 0	0- 0	NEUTRAL	0- 0	0- 0	0- 0				

RPI	S	Opponent	Score	RPI	S	Opponent	Score	RPI	S	Opponent	Score	RPI	S	Opponent	Score
4	A	Stanford	70 76	26	N	Purdue	63 50	59	N	Middle Tenn.	62 50	111	H	Pacific	68 67
11	H	Missouri St.	64 52					66	A	BYU	55 43	118	A	San Diego	57 42
								66	H	BYU	59 44	118	H	San Diego	57 46
								73	H	UT Martin	78 55	156	H	Portland	62 57
								82	A	Washington St.	76 53	174	H	Saint Mary's (CA)	74 49
								85	N	Dayton	76 65	185	A	Santa Clara	67 52
								96	A	Montana St.	70 55	192	A	Wyoming	65 54
								99	H	Texas Southern	80 45	200	H	CSU Bakersfield	92 48
												214	H	Pepperdine	70 36
												220	A	San Francisco	69 46
												263	H	LMU (CA)	78 52
												307	H	Eastern Wash.	84 44
LAST 10 Division I															
66	H	BYU	59 44	185	A	Santa Clara	67 52								
118	H	San Diego	57 46	111	H	Pacific	68 67								
263	H	LMU (CA)	78 52	174	H	Saint Mary's (CA)	74 49								
214	H	Pepperdine	70 36	118	A	San Diego	57 42								
220	A	San Francisco	69 46	66	A	BYU	55 43								

Non-Div I Games:

Gonzaga

■ Loss,
■ Non-Conf, S Site,
■ Home
■ Away
N Neutral

Grambling

Through Games Of Feb. 1, 2020

Average RPI Win:	284	WON-LOST	WINNING	LAST 10	STRENGTH OF	OPP. STRENGTH	TEAM	ADJ.	CONF.	ADJ CONF.
Average RPI Loss:	195	RECORD	PCT. RANK	GAMES	SCHEDULE	OF SCHEDULE	RPI	RPI	RPI	RPI
DIV. I ONLY	1- 17	345	1-9	258	279	344	344	31	31	
DIV. I NON-CONF.	0- 10	338	0-2	98	173	316	316	29	29	
TOTALS	RPI 1-25	RPI 26-50	W-L RECORDS	RPI 51-100	RPI 101-150	RPI 150+				
1- 17	0- 2	0- 0	OVERALL	0- 2	0- 2	1- 11				
1- 5	0- 0	0- 0	HOME	0- 1	0- 2	1- 2				
0- 11	0- 2	0- 0	AWAY	0- 1	0- 0	0- 8				
0- 1	0- 0	0- 0	NEUTRAL	0- 0	0- 0	0- 1				
0- 10	0- 2	0- 0	NON-CONFERENCE	0- 1	0- 2	0- 5				
0- 2	0- 0	0- 0	HOME	0- 0	0- 2	0- 0				
0- 7	0- 2	0- 0	AWAY	0- 1	0- 0	0- 4				
0- 1	0- 0	0- 0	NEUTRAL	0- 0	0- 0	0- 1				
1- 7	0- 0	0- 0	CONFERENCE	0- 1	0- 0	1- 6				
1- 3	0- 0	0- 0	HOME	0- 1	0- 0	1- 2				
0- 4	0- 0	0- 0	AWAY	0- 0	0- 0	0- 4				
0- 0	0- 0	0- 0	NEUTRAL	0- 0	0- 0	0- 0				

RPI 1-25				RPI 26-50				RPI 51-100				RPI 101+ Team's RPI: 344			
RPI	S	Opponent	Score	RPI	S	Opponent	Score	RPI	S	Opponent	Score	RPI	S	Opponent	Score
5	A	Baylor	46 120					63	A	Georgia Tech	42 89	113	H	UT Arlington	54 88
21	A	Kentucky	35 81					99	H	Texas Southern	85 89	139	H	Florida	65 72
												161	A	Jackson St.	46 61
												167	A	Wichita St.	65 77
												186	N	Binghamton	67 88
												234	A	Louisiana Tech	66 70
												242	A	Southern U.	57 81
												283	A	FIU	55 56
												284	H	Alabama A&M	69 59
												296	H	Prairie View	54 67
												317	A	Ark.-Pine Bluff	79 84
												321	A	Alcorn	54 80
												334	H	Alabama St.	59 73
												342	A	Northwestern St.	61 65
LAST 10 Division I															
317	A	Ark.-Pine Bluff	79 84	242	A	Southern U.	57 81								
161	A	Jackson St.	46 61	334	H	Alabama St.	59 73								
99	H	Texas Southern	85 89	284	H	Alabama A&M	69 59								
296	H	Prairie View	54 67	167	A	Wichita St.	65 77								
321	A	Alcorn	54 80	186	N	Binghamton	67 88								

Non-Div I Games: Centenary (LA) 106 42

Grambling

■ Loss,
 ■ Non-Conf,
 ■ S Site,
 ■ H Home
 ■ A Away
 N Neutral

Grand Canyon

Through Games Of Feb. 1, 2020

Average RPI Win:	285	WON-LOST	WINNING	LAST 10	STRENGTH OF	OPP. STRENGTH	TEAM	ADJ.	CONF.	ADJ CONF.
Average RPI Loss:	193	RECORD	PCT. RANK	GAMES	SCHEDULE	OF SCHEDULE	RPI	RPI	RPI	RPI
DIV. I ONLY	9- 8	161	7-3	283	343	254	254	32	32	
DIV. I NON-CONF.	3- 6	235	1-1	165	298	277	277	32	32	
TOTALS	RPI 1-25	RPI 26-50	W-L RECORDS	RPI 51-100	RPI 101-150	RPI 150+				
9- 8	0- 0	0- 0	OVERALL	0- 0	0- 1	9- 7				
6- 4	0- 0	0- 0	HOME	0- 0	0- 0	6- 4				
3- 4	0- 0	0- 0	AWAY	0- 0	0- 1	3- 3				
0- 0	0- 0	0- 0	NEUTRAL	0- 0	0- 0	0- 0				
3- 6	0- 0	0- 0	NON-CONFERENCE	0- 0	0- 1	3- 5				
3- 2	0- 0	0- 0	HOME	0- 0	0- 0	3- 2				
0- 4	0- 0	0- 0	AWAY	0- 0	0- 1	0- 3				
0- 0	0- 0	0- 0	NEUTRAL	0- 0	0- 0	0- 0				
6- 2	0- 0	0- 0	CONFERENCE	0- 0	0- 0	6- 2				
3- 2	0- 0	0- 0	HOME	0- 0	0- 0	3- 2				
3- 0	0- 0	0- 0	AWAY	0- 0	0- 0	3- 0				
0- 0	0- 0	0- 0	NEUTRAL	0- 0	0- 0	0- 0				

RPI 1-25			RPI 26-50			RPI 51-100			RPI 101+			Team's RPI: 254
RPI	S	Opponent	Score	RPI	S	Opponent	Score	RPI	S	Opponent	Score	
								137	A	California	53	72
								156	A	Portland	41	73
								182	H	UNLV	53	51
								184	A	Portland St.	46	69
								189	A	Montana	67	72
								199	H	North Dakota	76	78
								200	H	CSU Bakersfield	54	59
								217	H	Southern Utah	69	65
								236	H	Cal St. Fullerton	70	80
								245	H	UMKC	53	74
								264	H	UC Santa Barbara	58	57
								300	H	UTRGV	62	60
								301	A	California Baptist	62	58
								313	A	Seattle U	56	48
								318	H	New Mexico St.	60	49
								327	A	Utah Valley	66	59
								347	H	Chicago St.	69	49
LAST 10 Division I												
								318	H	New Mexico St.	60	49
								300	H	UTRGV	62	60
								327	A	Utah Valley	66	59
								313	A	Seattle U	56	48
								245	H	UMKC	53	74
								347	H	Chicago St.	69	49
								301	A	California Baptist	62	58
								200	H	CSU Bakersfield	54	59
								137	A	California	53	72
								264	H	UC Santa Barbara	58	57

Non-Div I Games: Benedictine Mesa 72 53 Whittier 77 41

Grand Canyon

■ Loss,
 ■ Non-Conf,
 ■ S Site,
 ■ H Home
 ■ A Away
 N Neutral

Average RPI Win:	214	WON-LOST	WINNING	LAST 10	STRENGTH OF	OPP. STRENGTH	TEAM	ADJ.	CONF.	ADJ CONF.
Average RPI Loss:	115	RECORD	PCT. RANK	GAMES	SCHEDULE	OF SCHEDULE	RPI	RPI	RPI	RPI
DIV. I ONLY	12- 11	177	6-4	102	171	133	133	21	21	
DIV. I NON-CONF.	5- 7	205	0	46	29	112	112	19	19	
TOTALS	RPI 1-25	RPI 26-50	W-L RECORDS	RPI 51-100	RPI 101-150	RPI 150+				
12- 11	1- 2	0- 2	OVERALL	0- 3	2- 0	9- 4				
4- 6	0- 1	0- 2	HOME	0- 2	1- 0	3- 1				
6- 4	1- 0	0- 0	AWAY	0- 1	0- 0	5- 3				
2- 1	0- 1	0- 0	NEUTRAL	0- 0	1- 0	1- 0				
5- 7	1- 2	0- 2	NON-CONFERENCE	0- 2	2- 0	2- 1				
1- 4	0- 1	0- 2	HOME	0- 1	1- 0	0- 0				
2- 2	1- 0	0- 0	AWAY	0- 1	0- 0	1- 1				
2- 1	0- 1	0- 0	NEUTRAL	0- 0	1- 0	1- 0				
7- 4	0- 0	0- 0	CONFERENCE	0- 1	0- 0	7- 3				
3- 2	0- 0	0- 0	HOME	0- 1	0- 0	3- 1				
4- 2	0- 0	0- 0	AWAY	0- 0	0- 0	4- 2				
0- 0	0- 0	0- 0	NEUTRAL	0- 0	0- 0	0- 0				

RPI 1-25			RPI 26-50			RPI 51-100			RPI 101+			Team's RPI: 133
RPI	S	Opponent	Score	RPI	S	Opponent	Score	RPI	S	Opponent	Score	
14	N	Mississippi St.	58 83	37	H	Marquette	47 60	54	H	IUPUI	42 54	105 N Syracuse 79 73
17	A	Central Mich.	111 105	49	H	South Dakota	60 66	70	H	South Dakota St.	55 60	145 H Missouri 72 64
20	H	DePaul	65 76					83	A	Marist	60 72	195 A Cleveland St. 74 54
												197 A Wright St. 68 59
												197 H Wright St. 58 70
												210 A Northern Ky. 43 63
												210 H Northern Ky. 65 44
												226 N Bowling Green 73 54
												230 A Youngstown St. 70 63
												241 H Milwaukee 61 48
												247 A Maine 60 61
												281 A Oakland 88 93
												325 A Detroit Mercy 65 48
												333 H UIC 73 36
												347 A Chicago St. 102 46
LAST 10 Division I												
210	A	Northern Ky.	43 63	54	H	IUPUI	42 54					
197	A	Wright St.	68 59	325	A	Detroit Mercy	65 48					
195	A	Cleveland St.	74 54	281	A	Oakland	88 93					
230	A	Youngstown St.	70 63	241	H	Milwaukee	61 48					
333	H	UIC	73 36	197	H	Wright St.	58 70					

Non-Div I Games:

Green Bay

■ Loss,
■ Non-Conf, S Site,
■ Home
■ Away
N Neutral

Average RPI Win:	236	WON-LOST	WINNING	LAST 10	STRENGTH OF	OPP. STRENGTH	TEAM	ADJ.	CONF.	ADJ CONF.
Average RPI Loss:	160	RECORD	PCT. RANK	GAMES	SCHEDULE	OF SCHEDULE	RPI	RPI	RPI	RPI
DIV. I ONLY	12- 8	114	8-2	197	281	160	160	26	26	
DIV. I NON-CONF.	4- 5	195	0	134	90	155	155	28	28	
TOTALS	RPI 1-25	RPI 26-50	W-L RECORDS	RPI 51-100	RPI 101-150	RPI 150+				
12- 8	0- 0	0- 1	OVERALL	1- 0	1- 2	10- 5				
5- 5	0- 0	0- 0	HOME	0- 0	0- 2	5- 3				
5- 3	0- 0	0- 1	AWAY	1- 0	0- 0	4- 2				
2- 0	0- 0	0- 0	NEUTRAL	0- 0	1- 0	1- 0				
4- 5	0- 0	0- 1	NON-CONFERENCE	1- 0	1- 1	2- 3				
0- 3	0- 0	0- 0	HOME	0- 0	0- 1	0- 2				
2- 2	0- 0	0- 1	AWAY	1- 0	0- 0	1- 1				
2- 0	0- 0	0- 0	NEUTRAL	0- 0	1- 0	1- 0				
8- 3	0- 0	0- 0	CONFERENCE	0- 0	0- 1	8- 2				
5- 2	0- 0	0- 0	HOME	0- 0	0- 1	5- 1				
3- 1	0- 0	0- 0	AWAY	0- 0	0- 0	3- 1				
0- 0	0- 0	0- 0	NEUTRAL	0- 0	0- 0	0- 0				

RPI	S	Opponent	Score	RPI	S	Opponent	Score	RPI	S	Opponent	Score	RPI	S	Opponent	Score	Team's RPI: 160
31	A	Old Dominion	38 75	69	A	Alabama	64 61	109	H	Liberty	59 83	124	N	Richmond	69 65	
								130	H	Campbell	31 68	178	H	Fla. Atlantic	63 64	
								179	H	Norfolk St.	56 77	187	A	Furman	65 70	
								209	H	High Point	77 81	219	A	Chattanooga	84 55	
								224	N	Mt. St. Mary's	68 60	232	H	Radford	51 48	
								237	A	UNC Asheville	76 66	237	H	UNC Asheville	68 59	
								239	H	Gardner-Webb	63 58	258	A	Winthrop	66 72	
								265	H	Longwood	72 55	304	A	Presbyterian	71 42	
								338	H	USC Upstate	60 40	340	A	Charleston So.	64 59	
LAST 10 Division I																
237	A	UNC Asheville	76 66	130	H	Campbell	31 68									
265	H	Longwood	72 55	232	H	Radford	51 48									
209	H	High Point	77 81	304	A	Presbyterian	71 42									
340	A	Charleston So.	64 59	239	H	Gardner-Webb	63 58									
338	H	USC Upstate	60 40	237	H	UNC Asheville	68 59									

Non-Div I Games:

Hampton

■ Loss,
 ■ Non-Conf,
 ■ S Site,
 ■ H Home
 ■ A Away
 N Neutral

Hartford

Through Games Of Feb. 1, 2020

Average RPI Win:	0	WON-LOST	WINNING	LAST 10	STRENGTH OF	OPP. STRENGTH	TEAM	ADJ.	CONF.	ADJ CONF.
Average RPI Loss:	199	RECORD	PCT. RANK	GAMES	SCHEDULE	OF SCHEDULE	RPI	RPI	RPI	RPI
DIV. I ONLY	0- 22	349	0-10	239	292	346	346	28	28	
DIV. I NON-CONF.	0- 13	338	0-1	212	250	339	339	27	27	
TOTALS	RPI 1-25	RPI 26-50	W-L RECORDS	RPI 51-100	RPI 101-150	RPI 150+				
0- 22	0- 1	0- 0	OVERALL	0- 1	0- 7	0- 13				
0- 10	0- 0	0- 0	HOME	0- 0	0- 1	0- 9				
0- 12	0- 1	0- 0	AWAY	0- 1	0- 6	0- 4				
0- 0	0- 0	0- 0	NEUTRAL	0- 0	0- 0	0- 0				
0- 13	0- 1	0- 0	NON-CONFERENCE	0- 0	0- 7	0- 5				
0- 6	0- 0	0- 0	HOME	0- 0	0- 1	0- 5				
0- 7	0- 1	0- 0	AWAY	0- 0	0- 6	0- 0				
0- 0	0- 0	0- 0	NEUTRAL	0- 0	0- 0	0- 0				
0- 9	0- 0	0- 0	CONFERENCE	0- 1	0- 0	0- 8				
0- 4	0- 0	0- 0	HOME	0- 0	0- 0	0- 4				
0- 5	0- 0	0- 0	AWAY	0- 1	0- 0	0- 4				
0- 0	0- 0	0- 0	NEUTRAL	0- 0	0- 0	0- 0				

RPI 1-25				RPI 26-50				RPI 51-100				RPI 101+ Team's RPI: 346			
RPI	S	Opponent	Score	RPI	S	Opponent	Score	RPI	S	Opponent	Score	RPI	S	Opponent	Score
19	A	Princeton	42 73					84	A	Stony Brook	55 66	103	A	Penn	46 74
												104	A	Michigan St.	34 79
												125	A	Harvard	44 53
												128	A	Northeastern	47 60
												134	H	Providence	57 75
												143	A	Massachusetts	48 74
												147	A	William & Mary	44 61
												165	H	Quinnipiac	50 87
												177	H	Rhode Island	56 68
												186	A	Binghamton	44 80
												203	H	UMass Lowell	63 68
												247	A	Maine	73 87
												247	H	Maine	52 69
												275	A	New Hampshire	71 72
												295	H	Vermont	53 63
												302	A	UMBC	54 61
												310	H	Hofstra	41 43
												312	H	Albany (NY)	63 68
												330	H	NJIT	52 61
												345	H	Central Conn. St.	54 61
LAST 10 Division I															
247	H	Maine	52 69	84	A	Stony Brook	55 66								
186	A	Binghamton	44 80	203	H	UMass Lowell	63 68								
312	H	Albany (NY)	63 68	275	A	New Hampshire	71 72								
302	A	UMBC	54 61	247	A	Maine	73 87								
295	H	Vermont	53 63	165	H	Quinnipiac	50 87								

Non-Div I Games:

Hartford

■ Loss,
 ■ Non-Conf,
 ■ S Site,
 ■ Home
 ■ A Away
 N Neutral

Harvard

Through Games Of Feb. 1, 2020

Average RPI Win:	198	WON-LOST	WINNING	LAST 10	STRENGTH OF	OPP. STRENGTH	TEAM	ADJ.	CONF.	ADJ CONF.
Average RPI Loss:	127	RECORD	PCT. RANK	GAMES	SCHEDULE	OF SCHEDULE	RPI	RPI	RPI	RPI
DIV. I ONLY	11- 6	93	6-4	223	102	125	125	8	8	
DIV. I NON-CONF.	9- 4	84	4-2	287	116	126	126	8	8	
TOTALS	RPI 1-25	RPI 26-50	W-L RECORDS	RPI 51-100	RPI 101-150	RPI 150+				
11- 6	0- 1	0- 1	OVERALL	0- 0	2- 1	9- 3				
6- 2	0- 1	0- 0	HOME	0- 0	2- 1	4- 0				
5- 3	0- 0	0- 1	AWAY	0- 0	0- 0	5- 2				
0- 1	0- 0	0- 0	NEUTRAL	0- 0	0- 0	0- 1				
9- 4	0- 0	0- 1	NON-CONFERENCE	0- 0	1- 1	8- 2				
4- 1	0- 0	0- 0	HOME	0- 0	1- 1	3- 0				
5- 2	0- 0	0- 1	AWAY	0- 0	0- 0	5- 1				
0- 1	0- 0	0- 0	NEUTRAL	0- 0	0- 0	0- 1				
2- 2	0- 1	0- 0	CONFERENCE	0- 0	1- 0	1- 1				
2- 1	0- 1	0- 0	HOME	0- 0	1- 0	1- 0				
0- 1	0- 0	0- 0	AWAY	0- 0	0- 0	0- 1				
0- 0	0- 0	0- 0	NEUTRAL	0- 0	0- 0	0- 0				

RPI S	Opponent	Score	RPI S	Opponent	Score	RPI S	Opponent	Score	RPI S	Opponent	Score	Team's RPI: 125
19	H Princeton	46 60	39	A Rutgers	46 74				103	H Penn	58 51	
									128	H Northeastern	44 46	
									137	H California	56 53	
									164	A Dartmouth	62 63	
									164	H Dartmouth	64 49	
									165	A Quinnipiac	77 68	
									172	A Boston U.	66 39	
									177	H Rhode Island	61 58	
									178	A Fla. Atlantic	65 51	
									188	A Northern Ill.	59 53	
									204	A La Salle	69 75	
									205	N Saint Joseph's	39 63	
									247	A Maine	69 40	
									306	H Siena	68 51	
									346	H Hartford	53 44	
LAST 10 Division I												
19	H Princeton	46 60	178	A Fla. Atlantic	65 51							
103	H Penn	58 51	205	N Saint Joseph's	39 63							
164	H Dartmouth	64 49	247	A Maine	69 40							
164	A Dartmouth	62 63	128	H Northeastern	44 46							
177	H Rhode Island	61 58	165	A Quinnipiac	77 68							

Non-Div I Games:

Harvard

Loss, Non-Conf, S Site, H Home A Away N Neutral

Hawaii

Through Games Of Feb. 1, 2020

Average RPI Win:	229	WON-LOST	WINNING	LAST 10	STRENGTH OF	OPP. STRENGTH	TEAM	ADJ.	CONF.	ADJ CONF.
Average RPI Loss:	156	RECORD	PCT. RANK	GAMES	SCHEDULE	OF SCHEDULE	RPI	RPI	RPI	RPI
DIV. I ONLY	10- 10	178	5-5	169	207	193	193	27	27	
DIV. I NON-CONF.	5- 7	205	0-2	86	94	166	166	26	26	
TOTALS	RPI 1-25	RPI 26-50	W-L RECORDS	RPI 51-100	RPI 101-150	RPI 150+				
10- 10	0- 2	1- 0	OVERALL	0- 1	1- 2	8- 5				
7- 4	0- 1	1- 0	HOME	0- 1	0- 1	6- 1				
3- 6	0- 1	0- 0	AWAY	0- 0	1- 1	2- 4				
0- 0	0- 0	0- 0	NEUTRAL	0- 0	0- 0	0- 0				
5- 7	0- 2	1- 0	NON-CONFERENCE	0- 1	1- 2	3- 2				
3- 4	0- 1	1- 0	HOME	0- 1	0- 1	2- 1				
2- 3	0- 1	0- 0	AWAY	0- 0	1- 1	1- 1				
0- 0	0- 0	0- 0	NEUTRAL	0- 0	0- 0	0- 0				
5- 3	0- 0	0- 0	CONFERENCE	0- 0	0- 0	5- 3				
4- 0	0- 0	0- 0	HOME	0- 0	0- 0	4- 0				
1- 3	0- 0	0- 0	AWAY	0- 0	0- 0	1- 3				
0- 0	0- 0	0- 0	NEUTRAL	0- 0	0- 0	0- 0				

RPI 1-25				RPI 26-50				RPI 51-100				RPI 101+ Team's RPI: 193			
RPI	S	Opponent	Score	RPI	S	Opponent	Score	RPI	S	Opponent	Score	RPI	S	Opponent	Score
12	A	Oregon St.	32 64	34	H	Texas	73 60	99	H	Texas Southern	57 74	103	H	Penn	55 70
18	H	NC State	59 68									106	A	Idaho	52 67
												108	A	Washington	62 50
												171	A	UC Davis	49 62
												214	A	Pepperdine	52 51
												236	H	Cal St. Fullerton	79 72
												243	H	San Diego St.	61 58
												256	H	North Texas	60 66
												260	A	Long Beach St.	55 62
												260	H	Long Beach St.	68 44
												263	A	LMU (CA)	51 65
												272	A	CSUN	54 58
												297	H	UC Irvine	94 70
												298	A	UC Riverside	65 59
												298	H	UC Riverside	80 57
												299	H	UTSA	62 50
LAST 10 Division I															
260	H	Long Beach St.	68 44	298	H	UC Riverside	80 57								
297	H	UC Irvine	94 70	171	A	UC Davis	49 62								
298	A	UC Riverside	65 59	272	A	CSUN	54 58								
260	A	Long Beach St.	55 62	103	H	Penn	55 70								
236	H	Cal St. Fullerton	79 72	106	A	Idaho	52 67								

Non-Div I Games: Hope Int'l 86 49

Hawaii

Loss, Non-Conf, S Site, H Home A Away N Neutral

Average RPI Win:	275	WON-LOST	WINNING	LAST 10	STRENGTH OF	OPP. STRENGTH	TEAM	ADJ.	CONF.	ADJ CONF.
Average RPI Loss:	168	RECORD	PCT. RANK	GAMES	SCHEDULE	OF SCHEDULE	RPI	RPI	RPI	RPI
DIV. I ONLY	9- 11	205	7-3	232	326	209	209	26	26	
DIV. I NON-CONF.	2- 7	288	0	176	236	271	271	28	28	
TOTALS	RPI 1-25	RPI 26-50	W-L RECORDS	RPI 51-100	RPI 101-150	RPI 150+				
9- 11	0- 0	0- 1	OVERALL	0- 2	0- 1	9- 7				
5- 2	0- 0	0- 0	HOME	0- 1	0- 0	5- 1				
4- 9	0- 0	0- 1	AWAY	0- 1	0- 1	4- 6				
0- 0	0- 0	0- 0	NEUTRAL	0- 0	0- 0	0- 0				
2- 7	0- 0	0- 1	NON-CONFERENCE	0- 2	0- 0	2- 4				
1- 2	0- 0	0- 0	HOME	0- 1	0- 0	1- 1				
1- 5	0- 0	0- 1	AWAY	0- 1	0- 0	1- 3				
0- 0	0- 0	0- 0	NEUTRAL	0- 0	0- 0	0- 0				
7- 4	0- 0	0- 0	CONFERENCE	0- 0	0- 1	7- 3				
4- 0	0- 0	0- 0	HOME	0- 0	0- 0	4- 0				
3- 4	0- 0	0- 0	AWAY	0- 0	0- 1	3- 3				
0- 0	0- 0	0- 0	NEUTRAL	0- 0	0- 0	0- 0				

RPI S	Opponent	Score	RPI S	Opponent	Score	RPI S	Opponent	Score	RPI S	Opponent	Score	Team's RPI: 209
38	A Duke	57 93	90	H Davidson	63 73	130	A Campbell	36 73	153	A UNC Greensboro	70 82	
			95	A Butler	52 74	160	A Hampton	81 77	179	A Norfolk St.	58 72	
						183	A American	48 56	232	H Radford	68 58	
						237	A UNC Asheville	60 76	239	A Gardner-Webb	57 70	
						250	H Col. of Charleston	70 79	258	A Winthrop	63 69	
						258	H Winthrop	94 61	259	H ETSU	80 62	
						265	A Longwood	76 69	304	H Presbyterian	60 55	
						322	A N.C. Central	78 58	338	H USC Upstate	85 46	
						340	A Charleston So.	84 70				
LAST 10 Division I												
258	H Winthrop	94 61	340	A Charleston So.	84 70							
239	A Gardner-Webb	57 70	237	A UNC Asheville	60 76							
160	A Hampton	81 77	232	H Radford	68 58							
304	H Presbyterian	60 55	338	H USC Upstate	85 46							
265	A Longwood	76 69	258	A Winthrop	63 69							

Non-Div I Games:

High Point

■ Loss,
 ■ Non-Conf,
 ■ S Site,
 ■ H Home
 ■ A Away
 N Neutral

Hofstra

Through Games Of Feb. 1, 2020

Average RPI Win: 236	WON-LOST	WINNING	LAST 10	STRENGTH OF	OPP. STRENGTH	TEAM	ADJ.	CONF.	ADJ CONF.
Average RPI Loss: 178	RECORD	PCT. RANK	GAMES	SCHEDULE	OF SCHEDULE	RPI	RPI	RPI	RPI
DIV. I ONLY	3- 16	325	0-10	158	305	310	310	14	14
DIV. I NON-CONF.	3- 8	268	0-2	188	351	302	302	13	13
TOTALS	RPI 1-25	RPI 26-50	W-L RECORDS	RPI 51-100	RPI 101-150	RPI 150+			
3- 16	0- 0	0- 1	OVERALL	0- 2	1- 4	2- 9			
2- 6	0- 0	0- 0	HOME	0- 1	1- 1	1- 4			
1- 8	0- 0	0- 1	AWAY	0- 1	0- 1	1- 5			
0- 2	0- 0	0- 0	NEUTRAL	0- 0	0- 2	0- 0			
3- 8	0- 0	0- 0	NON-CONFERENCE	0- 1	1- 2	2- 5			
2- 3	0- 0	0- 0	HOME	0- 1	1- 0	1- 2			
1- 3	0- 0	0- 0	AWAY	0- 0	0- 0	1- 3			
0- 2	0- 0	0- 0	NEUTRAL	0- 0	0- 2	0- 0			
0- 8	0- 0	0- 1	CONFERENCE	0- 1	0- 2	0- 4			
0- 3	0- 0	0- 0	HOME	0- 0	0- 1	0- 2			
0- 5	0- 0	0- 1	AWAY	0- 1	0- 1	0- 2			
0- 0	0- 0	0- 0	NEUTRAL	0- 0	0- 0	0- 0			

RPI 1-25	RPI 26-50	RPI 51-100	RPI 101+	Team's RPI: 310
RPI S Opponent Score	RPI S Opponent Score	RPI S Opponent Score	RPI S Opponent Score	Score
	43 James Madison 50 92	72 Drexel 54 74	128 Northeastern 51 74	
		84 Stony Brook 38 81	130 Campbell 58 55	
			146 N Houston 44 54	
			147 William & Mary 53 66	
			148 N Samford 45 65	
			155 Elon 56 69	
			168 Towson 71 84	
			195 Cleveland St. 51 61	
			207 Fairfield 64 73	
			222 Delaware 59 80	
			233 Morgan St. 51 39	
			249 UNCW 59 62	
			262 Howard 64 73	
			282 Sacred Heart 44 71	
			335 LIU Brooklyn 46 85	
			346 Hartford 43 41	
LAST 10 Division I				
249 UNCW 59 62	72 Drexel 54 74			
168 Towson 71 84	222 Delaware 59 80			
43 James Madison 50 92	128 Northeastern 51 74			
155 Elon 56 69	148 N Samford 45 65			
147 William & Mary 53 66	146 N Houston 44 54			

Non-Div I Games:

Hofstra

Loss, Non-Conf, S Site, Home Away N Neutral

Holy Cross

Through Games Of Feb. 1, 2020

Average RPI Win: 228	WON-LOST	WINNING	LAST 10	STRENGTH OF	OPP. STRENGTH	TEAM	ADJ.	CONF.	ADJ CONF.
Average RPI Loss: 146	RECORD	PCT. RANK	GAMES	SCHEDULE	OF SCHEDULE	RPI	RPI	RPI	RPI
DIV. I ONLY	13- 8	102	6-4	228	206	123	123	15	15
DIV. I NON-CONF.	7- 4	100	0	242	247	109	109	16	16
TOTALS	RPI 1-25	RPI 26-50	W-L RECORDS	RPI 51-100	RPI 101-150	RPI 150+			
13- 8	0- 0	0- 0	OVERALL	1- 3	1- 2	11- 3			
7- 1	0- 0	0- 0	HOME	1- 1	0- 0	6- 0			
6- 7	0- 0	0- 0	AWAY	0- 2	1- 2	5- 3			
0- 0	0- 0	0- 0	NEUTRAL	0- 0	0- 0	0- 0			
7- 4	0- 0	0- 0	NON-CONFERENCE	1- 1	0- 2	6- 1			
4- 0	0- 0	0- 0	HOME	1- 0	0- 0	3- 0			
3- 4	0- 0	0- 0	AWAY	0- 1	0- 2	3- 1			
0- 0	0- 0	0- 0	NEUTRAL	0- 0	0- 0	0- 0			
6- 4	0- 0	0- 0	CONFERENCE	0- 2	1- 0	5- 2			
3- 1	0- 0	0- 0	HOME	0- 1	0- 0	3- 0			
3- 3	0- 0	0- 0	AWAY	0- 1	1- 0	2- 2			
0- 0	0- 0	0- 0	NEUTRAL	0- 0	0- 0	0- 0			

RPI S	Opponent	Score	RPI S	Opponent	Score	RPI S	Opponent	Score	RPI S	Opponent	Score	Team's RPI: 123
						64	H Boston College	80 71	141	A Lehigh	74 57	
						76	H Bucknell	40 51	143	A Massachusetts	72 75	
						81	A North Florida	60 80	149	A Illinois	75 78	
						86	A Colgate	60 71	162	H Lafayette	57 56	
									172	A Boston U.	70 76	
									177	A Rhode Island	58 73	
									183	H American	72 59	
									206	H Merrimack	68 42	
									225	A Brown	83 71	
									251	A Stetson	75 63	
									274	A Loyola Maryland	64 56	
									275	H New Hampshire	82 61	
									282	A Sacred Heart	65 52	
									286	A Army West Point	48 61	
									290	A Navy	58 49	
									290	H Navy	57 43	
									319	H Bryant	87 75	
LAST 10 Division I												
			86	A Colgate	60 71		286	A Army West Point	48 61			
			290	H Navy	57 43		76	H Bucknell	40 51			
			172	A Boston U.	70 76		162	H Lafayette	57 56			
			141	A Lehigh	74 57		290	A Navy	58 49			
			183	H American	72 59		274	A Loyola Maryland	64 56			

Non-Div I Games:

Holy Cross

Loss, Non-Conf, S Site, H Home A Away N Neutral

Average RPI Win:	216	WON-LOST	WINNING	LAST 10	STRENGTH OF	OPP. STRENGTH	TEAM	ADJ.	CONF.	ADJ CONF.
Average RPI Loss:	89	RECORD	PCT. RANK	GAMES	SCHEDULE	OF SCHEDULE	RPI	RPI	RPI	RPI
DIV. I ONLY	11- 11	178	5-5	106	88	146	146	9	9	
DIV. I NON-CONF.	7- 7	164	1-1	172	98	180	180	9	9	
TOTALS	RPI 1-25	RPI 26-50	W-L RECORDS	RPI 51-100	RPI 101-150	RPI 150+				
11- 11	0- 2	1- 1	OVERALL	0- 4	1- 2	9- 2				
8- 2	0- 0	1- 1	HOME	0- 1	0- 0	7- 0				
1- 7	0- 2	0- 0	AWAY	0- 3	1- 1	0- 1				
2- 2	0- 0	0- 0	NEUTRAL	0- 0	0- 1	2- 1				
7- 7	0- 1	1- 1	NON-CONFERENCE	0- 1	0- 2	6- 2				
5- 1	0- 0	1- 1	HOME	0- 0	0- 0	4- 0				
0- 4	0- 1	0- 0	AWAY	0- 1	0- 1	0- 1				
2- 2	0- 0	0- 0	NEUTRAL	0- 0	0- 1	2- 1				
4- 4	0- 1	0- 0	CONFERENCE	0- 3	1- 0	3- 0				
3- 1	0- 0	0- 0	HOME	0- 1	0- 0	3- 0				
1- 3	0- 1	0- 0	AWAY	0- 2	1- 0	0- 0				
0- 0	0- 0	0- 0	NEUTRAL	0- 0	0- 0	0- 0				

RPI	S	Opponent	Score	RPI	S	Opponent	Score	RPI	S	Opponent	Score	RPI	S	Opponent	Score	Team's RPI: 146
9	A	UConn	51 91	29	H	FGCU	45 57	53	H	Temple	58 61	105	N	Syracuse	62 87	
16	A	Texas A&M	43 72	45	H	Oklahoma	85 69	63	A	Georgia Tech	38 69	112	A	Fordham	54 63	
								77	A	South Fla.	45 74	140	A	Tulane	66 60	
								97	A	Cincinnati	66 85	167	H	Wichita St.	64 56	
												181	H	Memphis	75 65	
												194	H	Southern Miss.	75 60	
												201	A	New Mexico	71 81	
												220	N	San Francisco	57 80	
												223	H	Southeastern La.	78 65	
												234	H	Louisiana Tech	67 53	
												271	H	East Carolina	72 63	
												301	N	California Baptist	96 75	
												310	N	Hofstra	54 44	
												311	H	Houston Baptist	82 60	
LAST 10 Division I																
140	A	Tulane	66 60	9	A	UConn	51 91									
77	A	South Fla.	45 74	53	H	Temple	58 61									
167	H	Wichita St.	64 56	181	H	Memphis	75 65									
97	A	Cincinnati	66 85	112	A	Fordham	54 63									
271	H	East Carolina	72 63	310	N	Hofstra	54 44									

Non-Div I Games:

Houston

■ Loss,
 ■ Non-Conf,
 ■ S Site,
 ■ H Home
 ■ A Away
 N Neutral

Houston Baptist

Through Games Of Feb. 1, 2020

Average RPI Win:	301	WON-LOST	WINNING	LAST 10	STRENGTH OF	OPP. STRENGTH	TEAM	ADJ.	CONF.	ADJ CONF.
Average RPI Loss:	186	RECORD	PCT. RANK	GAMES	SCHEDULE	OF SCHEDULE	RPI	RPI	RPI	RPI
DIV. I ONLY	3- 14	319	1-9	274	294	311	311	23	23	
DIV. I NON-CONF.	2- 5	259	0	125	253	184	184	20	20	
TOTALS	RPI 1-25	RPI 26-50	W-L RECORDS	RPI 51-100	RPI 101-150	RPI 150+				
3- 14	0- 1	0- 0	OVERALL	0- 0	0- 5	3- 8				
0- 6	0- 0	0- 0	HOME	0- 0	0- 3	0- 3				
3- 8	0- 1	0- 0	AWAY	0- 0	0- 2	3- 5				
0- 0	0- 0	0- 0	NEUTRAL	0- 0	0- 0	0- 0				
2- 5	0- 1	0- 0	NON-CONFERENCE	0- 0	0- 2	2- 2				
0- 1	0- 0	0- 0	HOME	0- 0	0- 0	0- 1				
2- 4	0- 1	0- 0	AWAY	0- 0	0- 2	2- 1				
0- 0	0- 0	0- 0	NEUTRAL	0- 0	0- 0	0- 0				
1- 9	0- 0	0- 0	CONFERENCE	0- 0	0- 3	1- 6				
0- 5	0- 0	0- 0	HOME	0- 0	0- 3	0- 2				
1- 4	0- 0	0- 0	AWAY	0- 0	0- 0	1- 4				
0- 0	0- 0	0- 0	NEUTRAL	0- 0	0- 0	0- 0				

RPI 1-25				RPI 26-50				RPI 51-100				RPI 101+ Team's RPI: 311			
RPI	S	Opponent	Score	RPI	S	Opponent	Score	RPI	S	Opponent	Score	RPI	S	Opponent	Score
5	A	Baylor	42 112									117	H	SFA	42 59
												121	H	A&M-Corpus Christi	65 75
												132	A	Texas Tech	51 59
												144	H	Sam Houston St.	69 97
												146	A	Houston	60 82
												158	H	Northern Ariz.	62 79
												167	A	Wichita St.	42 59
												211	A	Central Ark.	39 63
												213	A	Lamar University	53 60
												223	H	Southeastern La.	59 69
												252	A	Oral Roberts	74 73
												288	H	Nicholls St.	78 84
												303	A	Incarinate Word	60 55
												332	A	McNeese	72 88
												342	A	Northwestern St.	60 69
												348	A	La.-Monroe	72 65
LAST 10 Division I															
121	H	A&M-Corpus Christi	65 75	213	A	Lamar University	53 60								
303	A	Incarinate Word	60 55	342	A	Northwestern St.	60 69								
332	A	McNeese	72 88	211	A	Central Ark.	39 63								
288	H	Nicholls St.	78 84	223	H	Southeastern La.	59 69								
144	H	Sam Houston St.	69 97	117	H	SFA	42 59								

Non-Div I Games: LSU-Shreveport 67 44 Paul Quinn 63 34

Houston Baptist

Loss, Non-Conf, S Site, H Home A Away N Neutral

Average RPI Win:	306	WON-LOST	WINNING	LAST 10	STRENGTH OF	OPP. STRENGTH	TEAM	ADJ.	CONF.	ADJ CONF.
Average RPI Loss:	145	RECORD	PCT. RANK	GAMES	SCHEDULE	OF SCHEDULE	RPI	RPI	RPI	RPI
DIV. I ONLY	12- 9	128	5-5	345	293	262	262	29	29	
DIV. I NON-CONF.	8- 5	117	1-1	315	232	188	188	31	31	
TOTALS	RPI 1-25	RPI 26-50	W-L RECORDS	RPI 51-100	RPI 101-150	RPI 150+				
12- 9	0- 0	0- 1	OVERALL	0- 2	0- 1	12- 5				
5- 4	0- 0	0- 0	HOME	0- 0	0- 0	5- 4				
7- 3	0- 0	0- 1	AWAY	0- 1	0- 0	7- 1				
0- 2	0- 0	0- 0	NEUTRAL	0- 1	0- 1	0- 0				
8- 5	0- 0	0- 1	NON-CONFERENCE	0- 2	0- 1	8- 1				
3- 1	0- 0	0- 0	HOME	0- 0	0- 0	3- 1				
5- 2	0- 0	0- 1	AWAY	0- 1	0- 0	5- 0				
0- 2	0- 0	0- 0	NEUTRAL	0- 1	0- 1	0- 0				
4- 4	0- 0	0- 0	CONFERENCE	0- 0	0- 0	4- 4				
2- 3	0- 0	0- 0	HOME	0- 0	0- 0	2- 3				
2- 1	0- 0	0- 0	AWAY	0- 0	0- 0	2- 1				
0- 0	0- 0	0- 0	NEUTRAL	0- 0	0- 0	0- 0				

RPI	S	Opponent	Score	RPI	S	Opponent	Score	RPI	S	Opponent	Score	RPI	S	Opponent	Score	Team's RPI: 262
47	A	Tennessee	38 88	76	N	Bucknell	60 70	108	N	Washington	58 75	152	H	Bethune-Cookman	59 75	
				77	A	South Fla.	53 82	179	H	Norfolk St.	80 83	204	H	La Salle	62 78	
								233	A	Morgan St.	67 74	233	H	Morgan St.	52 68	
								235	A	George Mason	86 75	246	H	Niagara	91 42	
								271	A	East Carolina	67 51	274	A	Loyola Maryland	75 69	
								302	A	UMBC	72 61	310	A	Hofstra	73 64	
								323	A	UMES	79 58	331	H	Fairleigh Dickinson	64 56	
								336	H	Saint Peter's	92 80	343	A	Coppin St.	66 54	
								349	H	Florida A&M	72 58	350	H	South Carolina St.	78 47	
LAST 10 Division I																
233	H	Morgan St.	52 68	179	H	Norfolk St.	80 83									
343	A	Coppin St.	66 54	152	H	Bethune-Cookman	59 75									
349	H	Florida A&M	72 58	323	A	UMES	79 58									
233	A	Morgan St.	67 74	47	A	Tennessee	38 88									
350	H	South Carolina St.	78 47	235	A	George Mason	86 75									

Non-Div I Games:

Howard

Average RPI Win:	199	WON-LOST	WINNING	LAST 10	STRENGTH OF	OPP. STRENGTH	TEAM	ADJ.	CONF.	ADJ CONF.
Average RPI Loss:	95	RECORD	PCT. RANK	GAMES	SCHEDULE	OF SCHEDULE	RPI	RPI	RPI	RPI
DIV. I ONLY	15- 6	52	10-0	120	189	54	54	21	21	
DIV. I NON-CONF.	5- 5	164	0	51	21	68	68	19	19	
TOTALS	RPI 1-25	RPI 26-50	W-L RECORDS	RPI 51-100	RPI 101-150	RPI 150+				
15- 6	0- 0	1- 1	OVERALL	2- 4	1- 0	11- 1				
9- 0	0- 0	0- 0	HOME	2- 0	0- 0	7- 0				
4- 6	0- 0	0- 1	AWAY	0- 4	1- 0	3- 1				
2- 0	0- 0	1- 0	NEUTRAL	0- 0	0- 0	1- 0				
5- 5	0- 0	1- 1	NON-CONFERENCE	2- 4	0- 0	2- 0				
3- 0	0- 0	0- 0	HOME	2- 0	0- 0	1- 0				
0- 5	0- 0	0- 1	AWAY	0- 4	0- 0	0- 0				
2- 0	0- 0	1- 0	NEUTRAL	0- 0	0- 0	1- 0				
10- 1	0- 0	0- 0	CONFERENCE	0- 0	1- 0	9- 1				
6- 0	0- 0	0- 0	HOME	0- 0	0- 0	6- 0				
4- 1	0- 0	0- 0	AWAY	0- 0	1- 0	3- 1				
0- 0	0- 0	0- 0	NEUTRAL	0- 0	0- 0	0- 0				

RPI 1-25				RPI 26-50				RPI 51-100				Team's RPI: 54	RPI 101+			
RPI	S	Opponent	Score	RPI	S	Opponent	Score	RPI	S	Opponent	Score		RPI	S	Opponent	Score
				44	N	St. John's (NY)	85 78	55	A	Miami (FL)	65 74		133	A	Green Bay	54 42
				50	A	UNI	50 51	68	A	Ohio	64 70		155	N	Elon	59 53
								73	A	UT Martin	51 57		195	A	Cleveland St.	78 53
								78	H	Ball St.	65 48		195	H	Cleveland St.	58 48
								91	H	Southern Ill.	81 78		197	H	Wright St.	80 60
								95	A	Butler	61 64		210	H	Northern Ky.	89 61
													230	A	Youngstown St.	73 75
													230	H	Youngstown St.	77 69
													241	A	Milwaukee	75 52
													279	H	Eastern Ky.	72 42
													281	H	Oakland	76 41
													325	H	Detroit Mercy	82 45
													333	A	UIC	88 49
LAST 10 Division I																
				230	H	Youngstown St.	77 69						197	H	Wright St.	80 60
				195	H	Cleveland St.	58 48						210	H	Northern Ky.	89 61
				333	A	UIC	88 49						325	H	Detroit Mercy	82 45
				241	A	Milwaukee	75 52						281	H	Oakland	76 41
				133	A	Green Bay	54 42						195	A	Cleveland St.	78 53

Non-Div I Games: Ind.-Northwest 103 45

IUPUI

■ Loss,
■ Non-Conf,
■ S Site,
■ H Home
■ A Away
N Neutral

Idaho

Through Games Of Feb. 1, 2020

Average RPI Win:	224	WON-LOST	WINNING	LAST 10	STRENGTH OF	OPP. STRENGTH	TEAM	ADJ.	CONF.	ADJ CONF.
Average RPI Loss:	119	RECORD	PCT. RANK	GAMES	SCHEDULE	OF SCHEDULE	RPI	RPI	RPI	RPI
DIV. I ONLY	12- 6	73	8-2	208	166	106	106	18	18	
DIV. I NON-CONF.	5- 4	140	1-0	152	107	102	102	17	17	
TOTALS	RPI 1-25	RPI 26-50	W-L RECORDS	RPI 51-100	RPI 101-150	RPI 150+				
12- 6	0- 0	0- 2	OVERALL	1- 1	1- 0	10- 3				
6- 1	0- 0	0- 0	HOME	0- 0	0- 0	6- 1				
6- 3	0- 0	0- 1	AWAY	1- 1	1- 0	4- 1				
0- 2	0- 0	0- 1	NEUTRAL	0- 0	0- 0	0- 1				
5- 4	0- 0	0- 2	NON-CONFERENCE	0- 1	1- 0	4- 1				
2- 0	0- 0	0- 0	HOME	0- 0	0- 0	2- 0				
3- 2	0- 0	0- 1	AWAY	0- 1	1- 0	2- 0				
0- 2	0- 0	0- 1	NEUTRAL	0- 0	0- 0	0- 1				
7- 2	0- 0	0- 0	CONFERENCE	1- 0	0- 0	6- 2				
4- 1	0- 0	0- 0	HOME	0- 0	0- 0	4- 1				
3- 1	0- 0	0- 0	AWAY	1- 0	0- 0	2- 1				
0- 0	0- 0	0- 0	NEUTRAL	0- 0	0- 0	0- 0				

RPI 1-25				RPI 26-50				RPI 51-100				RPI 101+				Team's RPI: 106	
RPI	S	Opponent	Score	RPI	S	Opponent	Score	RPI	S	Opponent	Score	RPI	S	Opponent	Score		
				31	N	Old Dominion	55 67	77	A	South Fla.	64 67	118	A	San Diego	65 32		
				48	A	Oklahoma St.	47 62	96	A	Montana St.	69 68	158	H	Northern Ariz.	70 71		
												184	A	Portland St.	53 74		
												189	H	Montana	52 51		
												193	H	Hawaii	67 52		
												213	N	Lamar University	44 47		
												217	A	Southern Utah	71 56		
												220	A	San Francisco	66 60		
												221	A	Northern Colo.	57 46		
												228	H	Idaho St.	62 56		
												267	H	Colorado St.	61 54		
												307	H	Eastern Wash.	69 60		
												313	A	Seattle U	90 84		
												316	H	Weber St.	70 50		
LAST 10 Division I																	
				158	H	Northern Ariz.	70 71	96	A	Montana St.	69 68						
				217	A	Southern Utah	71 56	184	A	Portland St.	53 74						
				221	A	Northern Colo.	57 46	316	H	Weber St.	70 50						
				189	H	Montana	52 51	228	H	Idaho St.	62 56						
				307	H	Eastern Wash.	69 60	193	H	Hawaii	67 52						

Non-Div I Games:

Idaho

■ Loss,
 ■ Non-Conf, S Site,
 ■ Home
 ■ Away
 N Neutral

Average RPI Win:	275	WON-LOST	WINNING	LAST 10	STRENGTH OF	OPP. STRENGTH	TEAM	ADJ.	CONF.	ADJ CONF.
Average RPI Loss:	147	RECORD	PCT. RANK	GAMES	SCHEDULE	OF SCHEDULE	RPI	RPI	RPI	RPI
DIV. I ONLY	8- 10	216	6-4	276	204	228	228	18	18	
DIV. I NON-CONF.	2- 5	259	0	262	135	273	273	17	17	
TOTALS	RPI 1-25	RPI 26-50	W-L RECORDS	RPI 51-100	RPI 101-150	RPI 150+				
8- 10	0- 1	0- 2	OVERALL	0- 1	0- 1	8- 5				
4- 3	0- 0	0- 0	HOME	0- 0	0- 0	4- 3				
4- 7	0- 1	0- 2	AWAY	0- 1	0- 1	4- 2				
0- 0	0- 0	0- 0	NEUTRAL	0- 0	0- 0	0- 0				
2- 5	0- 1	0- 2	NON-CONFERENCE	0- 0	0- 0	2- 2				
1- 1	0- 0	0- 0	HOME	0- 0	0- 0	1- 1				
1- 4	0- 1	0- 2	AWAY	0- 0	0- 0	1- 1				
0- 0	0- 0	0- 0	NEUTRAL	0- 0	0- 0	0- 0				
6- 5	0- 0	0- 0	CONFERENCE	0- 1	0- 1	6- 3				
3- 2	0- 0	0- 0	HOME	0- 0	0- 0	3- 2				
3- 3	0- 0	0- 0	AWAY	0- 1	0- 1	3- 1				
0- 0	0- 0	0- 0	NEUTRAL	0- 0	0- 0	0- 0				

RPI 1-25				RPI 26-50				RPI 51-100				RPI 101+ Team's RPI: 228			
RPI	S	Opponent	Score	RPI	S	Opponent	Score	RPI	S	Opponent	Score	RPI	S	Opponent	Score
25	A	Arizona St.	69 74	38	A	Duke	66 85	96	A	Montana St.	59 67	106	A	Idaho	56 62
				48	A	Oklahoma St.	52 70					158	H	Northern Ariz.	59 70
												184	H	Portland St.	64 69
												189	A	Montana	67 53
												217	A	Southern Utah	65 72
												217	H	Southern Utah	73 54
												221	H	Northern Colo.	59 39
												294	A	Utah St.	61 69
												301	H	California Baptist	68 74
												307	A	Eastern Wash.	67 47
												309	H	Sacramento St.	80 62
												313	H	Seattle U	73 48
												316	A	Weber St.	65 54
												327	A	Utah Valley	88 61
LAST 10 Division I															
217	H	Southern Utah	73 54	316	A	Weber St.	65 54								
221	H	Northern Colo.	59 39	158	H	Northern Ariz.	59 70								
96	A	Montana St.	59 67	217	A	Southern Utah	65 72								
189	A	Montana	67 53	309	H	Sacramento St.	80 62								
184	H	Portland St.	64 69	307	A	Eastern Wash.	67 47								

Non-Div I Games: Arizona Christian 93 36 Montana Tech 83 57

Idaho St.

Loss, Non-Conf, S Site, H Home A Away N Neutral

Average RPI Win:	234	WON-LOST	WINNING	LAST 10	STRENGTH OF	OPP. STRENGTH	TEAM	ADJ.	CONF.	ADJ CONF.
Average RPI Loss:	31	RECORD	PCT. RANK	GAMES	SCHEDULE	OF SCHEDULE	RPI	RPI	RPI	RPI
DIV. I ONLY	10- 10	178	2-8	84	64	149	149	2	2	
DIV. I NON-CONF.	9- 2	38	1-0	323	266	163	163	2	2	
TOTALS	RPI 1-25	RPI 26-50	W-L RECORDS	RPI 51-100	RPI 101-150	RPI 150+				
10- 10	0- 4	0- 4	OVERALL	1- 2	2- 0	7- 0				
9- 4	0- 2	0- 1	HOME	1- 1	1- 0	7- 0				
1- 6	0- 2	0- 3	AWAY	0- 1	1- 0	0- 0				
0- 0	0- 0	0- 0	NEUTRAL	0- 0	0- 0	0- 0				
9- 2	0- 0	0- 0	NON-CONFERENCE	0- 2	2- 0	7- 0				
8- 1	0- 0	0- 0	HOME	0- 1	1- 0	7- 0				
1- 1	0- 0	0- 0	AWAY	0- 1	1- 0	0- 0				
0- 0	0- 0	0- 0	NEUTRAL	0- 0	0- 0	0- 0				
1- 8	0- 4	0- 4	CONFERENCE	1- 0	0- 0	0- 0				
1- 3	0- 2	0- 1	HOME	1- 0	0- 0	0- 0				
0- 5	0- 2	0- 3	AWAY	0- 0	0- 0	0- 0				
0- 0	0- 0	0- 0	NEUTRAL	0- 0	0- 0	0- 0				

RPI S	Opponent	Score	RPI S	Opponent	Score	RPI S	Opponent	Score	RPI S	Opponent	Score	Team's RPI: 149
7	H Maryland	60 79	26	A Purdue	67 81	58	A North Carolina	60 85	123	H Holy Cross	78 75	
8	A Iowa	72 108	33	A Ohio St.	47 77	60	H Minnesota	74 71	145	A Missouri	58 51	
13	A Indiana	42 83	39	A Rutgers	41 72	74	H Illinois St.	58 74	195	H Austin Peay	76 62	
15	H Northwestern	50 77	39	H Rutgers	51 75				206	H Merrimack	75 72	
									304	H Presbyterian	71 52	
									317	H Ark.-Pine Bluff	65 50	
									319	H Bryant	69 55	
									324	H Evansville	59 44	
									347	H Chicago St.	96 66	
LAST 10 Division I												
39	A Rutgers	41 72	39	H Rutgers	51 75							
7	H Maryland	60 79	13	A Indiana	42 83							
33	A Ohio St.	47 77	8	A Iowa	72 108							
26	A Purdue	67 81	15	H Northwestern	50 77							
60	H Minnesota	74 71	145	A Missouri	58 51							

Non-Div I Games:

Illinois

Average RPI Win:	184	WON-LOST	WINNING	LAST 10	STRENGTH OF	OPP. STRENGTH	TEAM	ADJ.	CONF.	ADJ CONF.
Average RPI Loss:	87	RECORD	PCT. RANK	GAMES	SCHEDULE	OF SCHEDULE	RPI	RPI	RPI	RPI
DIV. I ONLY	12- 6	73	6-4	116	132	74	74	7	7	
DIV. I NON-CONF.	7- 3	80	1-1	153	184	62	62	7	7	
TOTALS	RPI 1-25	RPI 26-50	W-L RECORDS	RPI 51-100	RPI 101-150	RPI 150+				
12- 6	0- 0	1- 2	OVERALL	2- 2	1- 1	8- 1				
8- 1	0- 0	1- 1	HOME	1- 0	0- 0	6- 0				
4- 5	0- 0	0- 1	AWAY	1- 2	1- 1	2- 1				
0- 0	0- 0	0- 0	NEUTRAL	0- 0	0- 0	0- 0				
7- 3	0- 0	0- 1	NON-CONFERENCE	1- 1	1- 0	5- 1				
5- 0	0- 0	0- 0	HOME	1- 0	0- 0	4- 0				
2- 3	0- 0	0- 1	AWAY	0- 1	1- 0	1- 1				
0- 0	0- 0	0- 0	NEUTRAL	0- 0	0- 0	0- 0				
5- 3	0- 0	1- 1	CONFERENCE	1- 1	0- 1	3- 0				
3- 1	0- 0	1- 1	HOME	0- 0	0- 0	2- 0				
2- 2	0- 0	0- 0	AWAY	1- 1	0- 1	1- 0				
0- 0	0- 0	0- 0	NEUTRAL	0- 0	0- 0	0- 0				

RPI 1-25				RPI 26-50				RPI 51-100				RPI 101+			
RPI	S	Opponent	Score	RPI	S	Opponent	Score	RPI	S	Opponent	Score	RPI	S	Opponent	Score
				30	H	Drake	67 69	52	A	Bradley	61 76	114	A	Loyola Chicago	64 69
				37	A	Marquette	41 58	73	H	UT Martin	70 47	149	A	Illinois	74 58
				50	H	UNI	65 57	91	A	Southern Ill.	62 54	157	A	Valparaiso	72 60
								94	A	Saint Louis	56 61	161	H	Jackson St.	77 55
												188	H	Northern Ill.	69 66
												195	A	Austin Peay	72 77
												199	A	North Dakota	66 58
												212	H	Western Ill.	78 65
												277	H	Indiana St.	83 69
												324	H	Evansville	81 58
												326	H	SIUE	74 53
LAST 10 Division I															
				91	A	Southern Ill.	62 54	52	A	Bradley	61 76				
				50	H	UNI	65 57	324	H	Evansville	81 58				
				30	H	Drake	67 69	277	H	Indiana St.	83 69				
				114	A	Loyola Chicago	64 69	195	A	Austin Peay	72 77				
				157	A	Valparaiso	72 60	161	H	Jackson St.	77 55				

Non-Div I Games:	Truman	87	60
------------------	--------	----	----

Illinois St.

■ Loss, ■ Non-Conf, S Site, H Home A Away N Neutral

Average RPI Win:	259	WON-LOST	WINNING	LAST 10	STRENGTH OF	OPP. STRENGTH	TEAM	ADJ.	CONF.	ADJ CONF.
Average RPI Loss:	193	RECORD	PCT. RANK	GAMES	SCHEDULE	OF SCHEDULE	RPI	RPI	RPI	RPI
DIV. I ONLY	5- 10	260	5-5	328	251	303	303	23	23	
DIV. I NON-CONF.	0- 5	338	0-1	320	185	348	348	20	20	
TOTALS	RPI 1-25	RPI 26-50	W-L RECORDS	RPI 51-100	RPI 101-150	RPI 150+				
5- 10	0- 0	0- 0	OVERALL	0- 1	1- 3	4- 6				
2- 5	0- 0	0- 0	HOME	0- 0	0- 1	2- 4				
3- 5	0- 0	0- 0	AWAY	0- 1	1- 2	2- 2				
0- 0	0- 0	0- 0	NEUTRAL	0- 0	0- 0	0- 0				
0- 5	0- 0	0- 0	NON-CONFERENCE	0- 1	0- 1	0- 3				
0- 1	0- 0	0- 0	HOME	0- 0	0- 0	0- 1				
0- 4	0- 0	0- 0	AWAY	0- 1	0- 1	0- 2				
0- 0	0- 0	0- 0	NEUTRAL	0- 0	0- 0	0- 0				
5- 5	0- 0	0- 0	CONFERENCE	0- 0	1- 2	4- 3				
2- 4	0- 0	0- 0	HOME	0- 0	0- 1	2- 3				
3- 1	0- 0	0- 0	AWAY	0- 0	1- 1	2- 0				
0- 0	0- 0	0- 0	NEUTRAL	0- 0	0- 0	0- 0				

RPI S	Opponent	Score	RPI S	Opponent	Score	RPI S	Opponent	Score	RPI S	Opponent	Score	Team's RPI: 303
						68	A Ohio	41 78	117	A SFA	45 67	
									120	A Abilene Christian	71 70	
									121	H A&M-Corpus Christi	38 64	
									136	A Kansas St.	41 85	
									159	H New Orleans	55 67	
									211	H Central Ark.	37 47	
									213	A Lamar University	67 48	
									243	H San Diego St.	48 57	
									267	A Colorado St.	47 75	
									288	H Nicholls St.	53 51	
									299	A UTSA	56 63	
									311	H Houston Baptist	55 60	
									332	H McNeese	73 56	
									342	A Northwestern St.	69 67	
LAST 10 Division I												
			120	A Abilene Christian	71 70				332	H McNeese	73 56	
			311	H Houston Baptist	55 60				159	H New Orleans	55 67	
			121	H A&M-Corpus Christi	38 64				342	A Northwestern St.	69 67	
			213	A Lamar University	67 48				288	H Nicholls St.	53 51	
			117	A SFA	45 67				243	H San Diego St.	48 57	

Non-Div I Games: Schreiner 70 35 Tex. A&M Int'l 55 38 Paul Quinn 79 62 UNKNOWN 74 52 Incarnate Word

Indiana

Through Games Of Feb. 1, 2020

Average RPI Win:	120	WON-LOST	WINNING	LAST 10	STRENGTH OF	OPP. STRENGTH	TEAM	ADJ.	CONF.	ADJ CONF.
Average RPI Loss:	9	RECORD	PCT. RANK	GAMES	SCHEDULE	OF SCHEDULE	RPI	RPI	RPI	RPI
DIV. I ONLY	17- 5	39	7-3	7	17	13	13	2	2	
DIV. I NON-CONF.	10- 2	30	0	10	30	10	10	2	2	
TOTALS	RPI 1-25	RPI 26-50	W-L RECORDS	RPI 51-100	RPI 101-150	RPI 150+				
17- 5	1- 5	2- 0	OVERALL	5- 0	4- 0	5- 0				
10- 2	0- 2	1- 0	HOME	2- 0	3- 0	4- 0				
5- 2	0- 2	1- 0	AWAY	2- 0	1- 0	1- 0				
2- 1	1- 1	0- 0	NEUTRAL	1- 0	0- 0	0- 0				
10- 2	1- 2	0- 0	NON-CONFERENCE	4- 0	1- 0	4- 0				
5- 1	0- 1	0- 0	HOME	1- 0	0- 0	4- 0				
3- 0	0- 0	0- 0	AWAY	2- 0	1- 0	0- 0				
2- 1	1- 1	0- 0	NEUTRAL	1- 0	0- 0	0- 0				
7- 3	0- 3	2- 0	CONFERENCE	1- 0	3- 0	1- 0				
5- 1	0- 1	1- 0	HOME	1- 0	3- 0	0- 0				
2- 2	0- 2	1- 0	AWAY	0- 0	0- 0	1- 0				
0- 0	0- 0	0- 0	NEUTRAL	0- 0	0- 0	0- 0				

RPI	S	Opponent	Score
2	N	South Carolina	71 57
5	N	Baylor	62 77
7	A	Maryland	62 76
8	A	Iowa	85 91
10	H	UCLA	58 68
15	H	Northwestern	69 71

RPI	S	Opponent	Score
26	H	Purdue	66 48
39	A	Rutgers	66 56

RPI	S	Opponent	Score
55	A	Miami (FL)	58 45
60	H	Minnesota	65 52
81	H	North Florida	72 45
82	N	Washington St.	78 44
95	A	Butler	64 53

RPI	S	Opponent	Score
104	H	Michigan St.	79 67
118	H	Wisconsin	75 65
139	A	Florida	73 49
149	H	Illinois	83 42
161	H	Jackson St.	91 51
190	A	Penn St.	76 60
224	H	Mt. St. Mary's	75 52
230	H	Youngstown St.	93 56
288	H	Nicholls St.	111 47

LAST 10 Division I

118	H	Wisconsin	75 65	8	A	Iowa	85 91
60	H	Minnesota	65 52	26	H	Purdue	66 48
190	A	Penn St.	76 60	149	H	Illinois	83 42
7	A	Maryland	62 76	39	A	Rutgers	66 56
15	H	Northwestern	69 71	104	H	Michigan St.	79 67

Non-Div I Games:

Indiana

■ Loss,
 ■ Non-Conf, S Site,
 ■ Home
 ■ Away
 N Neutral

Average RPI Win:	295	WON-LOST	WINNING	LAST 10	STRENGTH OF	OPP. STRENGTH	TEAM	ADJ.	CONF.	ADJ CONF.
Average RPI Loss:	124	RECORD	PCT. RANK	GAMES	SCHEDULE	OF SCHEDULE	RPI	RPI	RPI	RPI
DIV. I ONLY	3- 18	332	1-9	89	176	277	277	7	7	
DIV. I NON-CONF.	2- 10	313	0-1	192	301	296	296	7	7	
TOTALS	RPI 1-25	RPI 26-50	W-L RECORDS	RPI 51-100	RPI 101-150	RPI 150+				
3- 18	0- 1	0- 2	OVERALL	0- 6	0- 3	3- 6				
1- 8	0- 1	0- 0	HOME	0- 2	0- 2	1- 3				
2- 9	0- 0	0- 2	AWAY	0- 4	0- 1	2- 2				
0- 1	0- 0	0- 0	NEUTRAL	0- 0	0- 0	0- 1				
2- 10	0- 0	0- 0	NON-CONFERENCE	0- 3	0- 2	2- 5				
0- 4	0- 0	0- 0	HOME	0- 1	0- 1	0- 2				
2- 5	0- 0	0- 0	AWAY	0- 2	0- 1	2- 2				
0- 1	0- 0	0- 0	NEUTRAL	0- 0	0- 0	0- 1				
1- 8	0- 1	0- 2	CONFERENCE	0- 3	0- 1	1- 1				
1- 4	0- 1	0- 0	HOME	0- 1	0- 1	1- 1				
0- 4	0- 0	0- 2	AWAY	0- 2	0- 0	0- 0				
0- 0	0- 0	0- 0	NEUTRAL	0- 0	0- 0	0- 0				

RPI 1-25				RPI 26-50				RPI 51-100				RPI 101+				Team's RPI: 277
RPI	S	Opponent	Score	RPI	S	Opponent	Score	RPI	S	Opponent	Score	RPI	S	Opponent	Score	
11	H	Missouri St.	55 76	30	A	Drake	65 105	51	A	Colorado	46 59	111	A	Pacific	66 83	
				50	A	UNI	43 73	52	A	Bradley	75 91	114	H	Loyola Chicago	51 58	
								74	A	Illinois St.	69 83	138	H	Southeast Mo. St.	58 68	
								91	H	Southern Ill.	55 78	157	H	Valparaiso	56 75	
								94	H	Saint Louis	53 55	208	A	Murray St.	62 70	
								100	A	Kansas	72 84	210	H	Northern Ky.	68 70	
												212	A	Western Ill.	72 83	
												227	A	Eastern Ill.	59 57	
												257	H	Marshall	60 72	
												272	N	CSUN	59 67	
												324	H	Evansville	68 58	
												333	A	UIC	61 40	
LAST 10 Division I																
324	H	Evansville	68 58	114	H	Loyola Chicago	51 58									
91	H	Southern Ill.	55 78	157	H	Valparaiso	56 75									
11	H	Missouri St.	55 76	52	A	Bradley	75 91									
50	A	UNI	43 73	74	A	Illinois St.	69 83									
30	A	Drake	65 105	94	H	Saint Louis	53 55									

Non-Div I Games:

Indiana St.

■ Loss,
 ■ Non-Conf,
 ■ S Site,
 ■ H Home
 ■ A Away
 N Neutral

Average RPI Win: 260	WON-LOST	WINNING	LAST 10	STRENGTH OF	OPP. STRENGTH	TEAM	ADJ.	CONF.	ADJ CONF.
Average RPI Loss: 133	RECORD	PCT. RANK	GAMES	SCHEDULE	OF SCHEDULE	RPI	RPI	RPI	RPI
DIV. I ONLY	4- 13	306	3-7	69	256	238	238	24	24
DIV. I NON-CONF.	1- 8	322	0-2	14	212	208	208	25	25
TOTALS	RPI 1-25	RPI 26-50	W-L RECORDS	RPI 51-100	RPI 101-150	RPI 150+			
4- 13	0- 1	0- 0	OVERALL	0- 3	0- 4	4- 5			
1- 7	0- 0	0- 0	HOME	0- 2	0- 2	1- 3			
3- 4	0- 1	0- 0	AWAY	0- 1	0- 1	3- 1			
0- 2	0- 0	0- 0	NEUTRAL	0- 0	0- 1	0- 1			
1- 8	0- 1	0- 0	NON-CONFERENCE	0- 2	0- 4	1- 1			
0- 3	0- 0	0- 0	HOME	0- 1	0- 2	0- 0			
1- 3	0- 1	0- 0	AWAY	0- 1	0- 1	1- 0			
0- 2	0- 0	0- 0	NEUTRAL	0- 0	0- 1	0- 1			
3- 5	0- 0	0- 0	CONFERENCE	0- 1	0- 0	3- 4			
1- 4	0- 0	0- 0	HOME	0- 1	0- 0	1- 3			
2- 1	0- 0	0- 0	AWAY	0- 0	0- 0	2- 1			
0- 0	0- 0	0- 0	NEUTRAL	0- 0	0- 0	0- 0			

RPI	S	Opponent	Score	RPI	S	Opponent	Score	RPI	S	Opponent	Score	RPI	S	Opponent	Score	Team's RPI: 238
17	A	Central Mich.	50 70					80	H	Seton Hall	37 89	103	A	Penn	42 74	
								84	A	Stony Brook	40 59	108	N	Washington	34 65	
								87	H	Rider	37 81	110	H	Duquesne	74 76	
												143	H	Massachusetts	51 65	
												165	A	Quinnipiac	75 71	
												165	H	Quinnipiac	63 67	
												168	N	Towson	58 75	
												207	H	Fairfield	40 52	
												215	A	Manhattan	32 54	
												246	H	Niagara	57 63	
												258	A	Winthrop	68 61	
												280	A	Monmouth	36 33	
												336	H	Saint Peter's	69 59	
LAST 10 Division I																
165	H	Quinnipiac	63 67	280	A	Monmouth	36 33									
215	A	Manhattan	32 54	87	H	Rider	37 81									
336	H	Saint Peter's	69 59	165	A	Quinnipiac	75 71									
207	H	Fairfield	40 52	143	H	Massachusetts	51 65									
246	H	Niagara	57 63	80	H	Seton Hall	37 89									

Non-Div I Games:

Iona

Average RPI Win: 106		WON-LOST	WINNING	LAST 10	STRENGTH OF	OPP. STRENGTH	TEAM	ADJ.	CONF.	ADJ CONF.
Average RPI Loss: 72		RECORD	PCT. RANK	GAMES	SCHEDULE	OF SCHEDULE	RPI	RPI	RPI	RPI
DIV. I ONLY		18- 3	17	9-1	20	15	8	8	2	2
DIV. I NON-CONF.		9- 2	38	0	52	62	19	19	2	2
<hr/>										
TOTALS	RPI 1-25	RPI 26-50		W-L RECORDS		RPI 51-100	RPI 101-150		RPI 150+	
18- 3	4- 0	2- 1		OVERALL		3- 1	3- 1		6- 0	
11- 0	3- 0	2- 0		HOME		0- 0	2- 0		4- 0	
5- 2	1- 0	0- 1		AWAY		2- 1	1- 0		1- 0	
2- 1	0- 0	0- 0		NEUTRAL		1- 0	0- 1		1- 0	
<hr/>										
9- 2	1- 0	1- 1		NON-CONFERENCE		2- 0	0- 1		5- 0	
6- 0	1- 0	1- 0		HOME		0- 0	0- 0		4- 0	
1- 1	0- 0	0- 1		AWAY		1- 0	0- 0		0- 0	
2- 1	0- 0	0- 0		NEUTRAL		1- 0	0- 1		1- 0	
<hr/>										
9- 1	3- 0	1- 0		CONFERENCE		1- 1	3- 0		1- 0	
5- 0	2- 0	1- 0		HOME		0- 0	2- 0		0- 0	
4- 1	1- 0	0- 0		AWAY		1- 1	1- 0		1- 0	
0- 0	0- 0	0- 0		NEUTRAL		0- 0	0- 0		0- 0	

RPI	S	Opponent	Score	RPI	S	Opponent	Score	RPI	S	Opponent	Score	RPI	S	Opponent	Score
7	H	Maryland	66 61	30	H	Drake	79 67	55	A	Iowa St.	75 69	104	H	Michigan St.	74 57
13	H	Indiana	91 85	33	H	Ohio St.	77 68	57	A	Nebraska	69 78	108	N	Washington	63 70
15	A	Northwestern	77 51	50	A	UNI	66 88	60	A	Minnesota	76 75	118	A	Wisconsin	85 78
19	H	Princeton	77 75					97	N	Cincinnati	69 61	149	H	Illinois	108 72
												166	H	North Ala.	86 81
												168	N	Towson	100 72
												175	H	Clemson	74 60
												178	H	Fla. Atlantic	85 53
												190	A	Penn St.	77 66
												322	H	N.C. Central	102 50
LAST 10 Division I															
190	A	Penn St.	77 66	13	H	Indiana	91 85								
104	H	Michigan St.	74 57	7	H	Maryland	66 61								
33	H	Ohio St.	77 68	15	A	Northwestern	77 51								
118	A	Wisconsin	85 78	149	H	Illinois	108 72								
60	A	Minnesota	76 75	57	A	Nebraska	69 78								

Non-Div I Games:

Iowa

■ Loss,
 ■ Non-Conf,
 ■ S Site,
 ■ H Home
 ■ A Away
 N Neutral

Average RPI Win:	163	WON-LOST	WINNING	LAST 10	STRENGTH OF	OPP. STRENGTH	TEAM	ADJ.	CONF.	ADJ CONF.
Average RPI Loss:	28	RECORD	PCT. RANK	GAMES	SCHEDULE	OF SCHEDULE	RPI	RPI	RPI	RPI
DIV. I ONLY	12- 7	97	5-5	29	59	55	55	3	3	
DIV. I NON-CONF.	8- 3	68	1-1	97	145	81	81	4	4	
TOTALS	RPI 1-25	RPI 26-50	W-L RECORDS	RPI 51-100	RPI 101-150	RPI 150+				
12- 7	0- 3	1- 4	OVERALL	3- 0	2- 0	6- 0				
8- 4	0- 2	0- 2	HOME	2- 0	1- 0	5- 0				
4- 3	0- 1	1- 2	AWAY	1- 0	1- 0	1- 0				
0- 0	0- 0	0- 0	NEUTRAL	0- 0	0- 0	0- 0				
8- 3	0- 1	0- 2	NON-CONFERENCE	2- 0	0- 0	6- 0				
6- 2	0- 1	0- 1	HOME	1- 0	0- 0	5- 0				
2- 1	0- 0	0- 1	AWAY	1- 0	0- 0	1- 0				
0- 0	0- 0	0- 0	NEUTRAL	0- 0	0- 0	0- 0				
4- 4	0- 2	1- 2	CONFERENCE	1- 0	2- 0	0- 0				
2- 2	0- 1	0- 1	HOME	1- 0	1- 0	0- 0				
2- 2	0- 1	1- 1	AWAY	0- 0	1- 0	0- 0				
0- 0	0- 0	0- 0	NEUTRAL	0- 0	0- 0	0- 0				

RPI 1-25				RPI 26-50				RPI 51-100				RPI 101+			
RPI	S	Opponent	Score	RPI	S	Opponent	Score	RPI	S	Opponent	Score	RPI	S	Opponent	Score
5	A	Baylor	62 83	30	A	Drake	81 86	69	A	Alabama	75 66	132	A	Texas Tech	96 66
8	H	Iowa	69 75	34	H	Texas	75 81	99	H	Texas Southern	79 59	136	H	Kansas St.	73 59
22	H	TCU	74 77	45	A	Oklahoma	72 81	100	H	Kansas	89 67	159	H	New Orleans	71 53
				48	A	Oklahoma St.	64 63					166	H	North Ala.	80 72
				50	H	UNI	63 71					197	H	Wright St.	79 71
												242	H	Southern U.	69 36
												285	A	North Dakota St.	86 58
												317	H	Ark.-Pine Bluff	90 40
LAST 10 Division I															
5	A	Baylor	62 83	45	A	Oklahoma	72 81								
100	H	Kansas	89 67	34	H	Texas	75 81								
136	H	Kansas St.	73 59	132	A	Texas Tech	96 66								
48	A	Oklahoma St.	64 63	166	H	North Ala.	80 72								
22	H	TCU	74 77	50	H	UNI	63 71								

Non-Div I Games:

Iowa St.

■ Loss,
 ■ Non-Conf, S Site,
 ■ Home
 ■ Away
 N Neutral

Average RPI Win:	277	WON-LOST	WINNING	LAST 10	STRENGTH OF	OPP. STRENGTH	TEAM	ADJ.	CONF.	ADJ CONF.
Average RPI Loss:	98	RECORD	PCT. RANK	GAMES	SCHEDULE	OF SCHEDULE	RPI	RPI	RPI	RPI
DIV. I ONLY	10- 8	139	9-1	256	239	161	161	31	31	
DIV. I NON-CONF.	2- 8	295	1-1	70	59	203	203	29	29	
TOTALS	RPI 1-25	RPI 26-50	W-L RECORDS	RPI 51-100	RPI 101-150	RPI 150+				
10- 8	0- 2	0- 0	OVERALL	1- 3	0- 1	9- 2				
6- 1	0- 1	0- 0	HOME	1- 0	0- 0	5- 0				
4- 7	0- 1	0- 0	AWAY	0- 3	0- 1	4- 2				
0- 0	0- 0	0- 0	NEUTRAL	0- 0	0- 0	0- 0				
2- 8	0- 2	0- 0	NON-CONFERENCE	0- 3	0- 1	2- 2				
1- 1	0- 1	0- 0	HOME	0- 0	0- 0	1- 0				
1- 7	0- 1	0- 0	AWAY	0- 3	0- 1	1- 2				
0- 0	0- 0	0- 0	NEUTRAL	0- 0	0- 0	0- 0				
8- 0	0- 0	0- 0	CONFERENCE	1- 0	0- 0	7- 0				
5- 0	0- 0	0- 0	HOME	1- 0	0- 0	4- 0				
3- 0	0- 0	0- 0	AWAY	0- 0	0- 0	3- 0				
0- 0	0- 0	0- 0	NEUTRAL	0- 0	0- 0	0- 0				

RPI 1-25				RPI 26-50				RPI 51-100				RPI 101+ Team's RPI: 161			
RPI	S	Opponent	Score	RPI	S	Opponent	Score	RPI	S	Opponent	Score	RPI	S	Opponent	Score
13	A	Indiana	51 91					52	A	Bradley	69 78	140	A	Tulane	46 82
14	H	Mississippi St.	53 92					55	A	Miami (FL)	68 83	154	H	Louisiana	65 54
								74	A	Illinois St.	55 77	211	A	Central Ark.	54 57
								99	H	Texas Southern	81 79	223	A	Southeastern La.	59 63
												242	A	Southern U.	72 51
												284	H	Alabama A&M	67 53
												296	H	Prairie View	53 49
												321	A	Alcorn	83 67
												334	H	Alabama St.	94 62
												342	A	Northwestern St.	66 49
												344	H	Grambling	61 46
												351	A	Mississippi Val.	90 61
LAST 10 Division I															
				351	A	Mississippi Val.	90 61	321	A	Alcorn	83 67				
				344	H	Grambling	61 46	284	H	Alabama A&M	67 53				
				296	H	Prairie View	53 49	334	H	Alabama St.	94 62				
				99	H	Texas Southern	81 79	154	H	Louisiana	65 54				
				242	A	Southern U.	72 51	74	A	Illinois St.	55 77				

Non-Div I Games:

Jackson St.

■ Loss,
 ■ Non-Conf, S Site,
 ■ Home
 ■ Away
 N Neutral

Jacksonville

Through Games Of Feb. 1, 2020

Average RPI Win:	284	WON-LOST	WINNING	LAST 10	STRENGTH OF	OPP. STRENGTH	TEAM	ADJ.	CONF.	ADJ CONF.
Average RPI Loss:	105	RECORD	PCT. RANK	GAMES	SCHEDULE	OF SCHEDULE	RPI	RPI	RPI	RPI
DIV. I ONLY	11- 8	122	7-3	279	245	191	191	16	16	
DIV. I NON-CONF.	6- 5	151	2-0	285	292	211	211	15	15	
TOTALS	RPI 1-25	RPI 26-50	W-L RECORDS	RPI 51-100	RPI 101-150	RPI 150+				
11- 8	0- 1	0- 0	OVERALL	0- 3	0- 1	11- 3				
6- 3	0- 0	0- 0	HOME	0- 1	0- 0	6- 2				
5- 5	0- 1	0- 0	AWAY	0- 2	0- 1	5- 1				
0- 0	0- 0	0- 0	NEUTRAL	0- 0	0- 0	0- 0				
6- 5	0- 1	0- 0	NON-CONFERENCE	0- 2	0- 0	6- 2				
3- 2	0- 0	0- 0	HOME	0- 0	0- 0	3- 2				
3- 3	0- 1	0- 0	AWAY	0- 2	0- 0	3- 0				
0- 0	0- 0	0- 0	NEUTRAL	0- 0	0- 0	0- 0				
5- 3	0- 0	0- 0	CONFERENCE	0- 1	0- 1	5- 1				
3- 1	0- 0	0- 0	HOME	0- 1	0- 0	3- 0				
2- 2	0- 0	0- 0	AWAY	0- 0	0- 1	2- 1				
0- 0	0- 0	0- 0	NEUTRAL	0- 0	0- 0	0- 0				

RPI 1-25			RPI 26-50			RPI 51-100			RPI 101+ Team's RPI: 191		
RPI	S	Opponent	Score	RPI	S	Opponent	Score	RPI	S	Opponent	Score
23	A	Florida St.	41 75					51	A	Colorado	44 66
								77	A	South Fla.	39 70
								81	H	North Florida	64 70
								109	A	Liberty	76 85
								152	H	Bethune-Cookman	52 53
								166	A	North Ala.	65 76
								166	H	North Ala.	67 56
								179	H	Norfolk St.	64 71
								218	A	Kennesaw St.	93 83
								251	H	Stetson	57 52
								266	A	Lipscomb	73 64
								283	H	FIU	77 52
								288	H	Nicholls St.	72 55
								305	A	Jacksonville St.	55 40
								329	A	Mercer	87 83
								330	H	NJIT	88 67
								338	H	USC Upstate	87 43
								349	A	Florida A&M	88 54
LAST 10 Division I											
166	H	North Ala.	67 56	330	H	NJIT	88 67				
266	A	Lipscomb	73 64	109	A	Liberty	76 85				
218	A	Kennesaw St.	93 83	166	A	North Ala.	65 76				
81	H	North Florida	64 70	329	A	Mercer	87 83				
251	H	Stetson	57 52	305	A	Jacksonville St.	55 40				

Non-Div I Games: Thomas (GA) 94 36 Johnson (FL) 114 35

Jacksonville

Loss, Non-Conf, S Site, H Home A Away N Neutral

Jacksonville St.

Through Games Of Feb. 1, 2020

Average RPI Win:	264	WON-LOST	WINNING	LAST 10	STRENGTH OF	OPP. STRENGTH	TEAM	ADJ.	CONF.	ADJ CONF.
Average RPI Loss:	202	RECORD	PCT. RANK	GAMES	SCHEDULE	OF SCHEDULE	RPI	RPI	RPI	RPI
DIV. I ONLY	8- 11	225	6-4	343	224	305	305	20	20	
DIV. I NON-CONF.	2- 7	288	0	317	262	337	337	23	23	
TOTALS	RPI 1-25	RPI 26-50	W-L RECORDS	RPI 51-100	RPI 101-150	RPI 150+				
8- 11	0- 0	0- 0	OVERALL	1- 2	0- 1	7- 8				
6- 3	0- 0	0- 0	HOME	1- 0	0- 0	5- 3				
2- 6	0- 0	0- 0	AWAY	0- 2	0- 1	2- 3				
0- 2	0- 0	0- 0	NEUTRAL	0- 0	0- 0	0- 2				
2- 7	0- 0	0- 0	NON-CONFERENCE	0- 2	0- 1	2- 4				
2- 1	0- 0	0- 0	HOME	0- 0	0- 0	2- 1				
0- 4	0- 0	0- 0	AWAY	0- 2	0- 1	0- 1				
0- 2	0- 0	0- 0	NEUTRAL	0- 0	0- 0	0- 2				
6- 4	0- 0	0- 0	CONFERENCE	1- 0	0- 0	5- 4				
4- 2	0- 0	0- 0	HOME	1- 0	0- 0	3- 2				
2- 2	0- 0	0- 0	AWAY	0- 0	0- 0	2- 2				
0- 0	0- 0	0- 0	NEUTRAL	0- 0	0- 0	0- 0				

RPI 1-25				RPI 26-50				RPI 51-100				RPI 101+				Team's RPI: 305	
RPI	S	Opponent	Score	RPI	S	Opponent	Score	RPI	S	Opponent	Score	RPI	S	Opponent	Score		
								62	A	Troy	64	94	129	A	Auburn	53	62
								65	H	Belmont	60	41	191	H	Jacksonville	40	55
								92	A	Vanderbilt	66	88	195	H	Austin Peay	57	63
													208	H	Murray St.	68	51
													210	N	Northern Ky.	63	66
													227	A	Eastern Ill.	52	55
													253	A	Morehead St.	48	67
													253	H	Morehead St.	55	69
													266	H	Lipscomb	65	63
													279	A	Eastern Ky.	43	33
													279	H	Eastern Ky.	68	54
													281	N	Oakland	55	61
													326	A	SIUE	53	44
													334	A	Alabama St.	63	68
													339	H	Tennessee St.	70	48
													349	H	Florida A&M	72	67
LAST 10 Division I																	
				65	H	Belmont	60	41	227	A	Eastern Ill.	52	55				
				339	H	Tennessee St.	70	48	195	H	Austin Peay	57	63				
				253	H	Morehead St.	55	69	208	H	Murray St.	68	51				
				279	H	Eastern Ky.	68	54	279	A	Eastern Ky.	43	33				
				326	A	SIUE	53	44	253	A	Morehead St.	48	67				

Non-Div I Games: Clark Atlanta 75 46 Fort Valley St. 87 65

Jacksonville St.

Loss, Non-Conf, S Site, H Home A Away N Neutral

Average RPI Win:	174	WON-LOST	WINNING	LAST 10	STRENGTH OF	OPP. STRENGTH	TEAM	ADJ.	CONF.	ADJ CONF.
Average RPI Loss:	72	RECORD	PCT. RANK	GAMES	SCHEDULE	OF SCHEDULE	RPI	RPI	RPI	RPI
DIV. I ONLY	16- 3	23	9-1	175	72	43	43	14	14	
DIV. I NON-CONF.	9- 2	38	2-0	118	7	37	37	13	13	
TOTALS	RPI 1-25	RPI 26-50	W-L RECORDS	RPI 51-100	RPI 101-150	RPI 150+				
16- 3	0- 1	1- 1	OVERALL	2- 0	5- 0	8- 1				
9- 1	0- 1	1- 0	HOME	0- 0	4- 0	4- 0				
6- 2	0- 0	0- 1	AWAY	1- 0	1- 0	4- 1				
1- 0	0- 0	0- 0	NEUTRAL	1- 0	0- 0	0- 0				
9- 2	0- 1	1- 1	NON-CONFERENCE	2- 0	3- 0	3- 0				
5- 1	0- 1	1- 0	HOME	0- 0	2- 0	2- 0				
3- 1	0- 0	0- 1	AWAY	1- 0	1- 0	1- 0				
1- 0	0- 0	0- 0	NEUTRAL	1- 0	0- 0	0- 0				
7- 1	0- 0	0- 0	CONFERENCE	0- 0	2- 0	5- 1				
4- 0	0- 0	0- 0	HOME	0- 0	2- 0	2- 0				
3- 1	0- 0	0- 0	AWAY	0- 0	0- 0	3- 1				
0- 0	0- 0	0- 0	NEUTRAL	0- 0	0- 0	0- 0				

RPI 1-25				RPI 26-50				Team's RPI: 43				RPI 51-100				RPI 101+			
RPI	S	Opponent	Score	RPI	S	Opponent	Score	RPI	S	Opponent	Score	RPI	S	Opponent	Score	RPI	S	Opponent	Score
7	H	Maryland	68 70	42	A	Virginia	49 55	61	N	UCF	46 43	109	H	Liberty	76 53				
				44	H	St. John's (NY)	76 73	79	A	Villanova	56 52	128	H	Northeastern	67 54				
												131	A	George Washington	69 50				
												147	H	William & Mary	84 70				
												150	H	Robert Morris	59 32				
												155	H	Elon	61 48				
												168	A	Towson	75 76				
												222	A	Delaware	60 39				
												229	A	Georgetown	66 59				
												249	A	UNCW	66 58				
												250	A	Col. of Charleston	87 53				
												261	H	Delaware St.	83 64				
												265	H	Longwood	93 53				
												310	H	Hofstra	92 50				
LAST 10 Division I																			
222	A	Delaware	60 39	168	A	Towson	75 76												
128	H	Northeastern	67 54	155	H	Elon	61 48												
310	H	Hofstra	92 50	147	H	William & Mary	84 70												
250	A	Col. of Charleston	87 53	150	H	Robert Morris	59 32												
249	A	UNCW	66 58	131	A	George Washington	69 50												

Non-Div I Games:

James Madison

Kansas

Through Games Of Feb. 1, 2020

Average RPI Win:	214	WON-LOST	WINNING	LAST 10	STRENGTH OF	OPP. STRENGTH	TEAM	ADJ.	CONF.	ADJ CONF.
Average RPI Loss:	49	RECORD	PCT. RANK	GAMES	SCHEDULE	OF SCHEDULE	RPI	RPI	RPI	RPI
DIV. I ONLY	12- 7	97	3-7	114	76	100	100	3	3	
DIV. I NON-CONF.	11- 0	1	2-0	304	190	58	58	4	4	
TOTALS	RPI 1-25	RPI 26-50	W-L RECORDS	RPI 51-100	RPI 101-150	RPI 150+				
12- 7	0- 2	0- 3	OVERALL	1- 1	2- 1	9- 0				
9- 3	0- 1	0- 1	HOME	0- 0	2- 1	7- 0				
2- 4	0- 1	0- 2	AWAY	1- 1	0- 0	1- 0				
1- 0	0- 0	0- 0	NEUTRAL	0- 0	0- 0	1- 0				
11- 0	0- 0	0- 0	NON-CONFERENCE	1- 0	1- 0	9- 0				
8- 0	0- 0	0- 0	HOME	0- 0	1- 0	7- 0				
2- 0	0- 0	0- 0	AWAY	1- 0	0- 0	1- 0				
1- 0	0- 0	0- 0	NEUTRAL	0- 0	0- 0	1- 0				
1- 7	0- 2	0- 3	CONFERENCE	0- 1	1- 1	0- 0				
1- 3	0- 1	0- 1	HOME	0- 0	1- 1	0- 0				
0- 4	0- 1	0- 2	AWAY	0- 1	0- 0	0- 0				
0- 0	0- 0	0- 0	NEUTRAL	0- 0	0- 0	0- 0				

RPI 1-25				RPI 26-50				RPI 51-100				RPI 101+			
RPI	S	Opponent	Score	RPI	S	Opponent	Score	RPI	S	Opponent	Score	RPI	S	Opponent	Score
5	H	Baylor	47 90	34	A	Texas	77 85	55	A	Iowa St.	67 89	132	H	Texas Tech	67 50
22	A	TCU	59 73	40	H	West Virginia	49 68	94	A	Saint Louis	68 60	136	H	Kansas St.	61 69
				48	A	Oklahoma St.	49 67					139	H	Florida	76 66
												174	H	Saint Mary's (CA)	86 81
												178	A	Fla. Atlantic	90 60
												197	N	Wright St.	74 63
												203	H	UMass Lowell	79 44
												270	H	Wofford	83 64
												276	H	Texas St.	68 48
												277	H	Indiana St.	84 72
												293	H	Omaha	63 48
												333	H	UIC	91 50
LAST 10 Division I															
136	H	Kansas St.	61 69	22	A	TCU	59 73								
55	A	Iowa St.	67 89	40	H	West Virginia	49 68								
34	A	Texas	77 85	48	A	Oklahoma St.	49 67								
132	H	Texas Tech	67 50	270	H	Wofford	83 64								
5	H	Baylor	47 90	94	A	Saint Louis	68 60								

Non-Div I Games:

Kansas

Loss, Non-Conf, S Site, H Home A Away N Neutral

Average RPI Win:	223	WON-LOST	WINNING	LAST 10	STRENGTH OF	OPP. STRENGTH	TEAM	ADJ.	CONF.	ADJ CONF.
Average RPI Loss:	64	RECORD	PCT. RANK	GAMES	SCHEDULE	OF SCHEDULE	RPI	RPI	RPI	RPI
DIV. I ONLY	9- 10	195	4-6	76	71	136	136	3	3	
DIV. I NON-CONF.	6- 5	151	1-1	220	207	198	198	4	4	
TOTALS	RPI 1-25	RPI 26-50	W-L RECORDS	RPI 51-100	RPI 101-150	RPI 150+				
9- 10	0- 2	1- 4	OVERALL	1- 1	1- 2	6- 1				
6- 4	0- 0	1- 3	HOME	0- 0	0- 1	5- 0				
3- 4	0- 2	0- 1	AWAY	1- 1	1- 0	1- 0				
0- 2	0- 0	0- 0	NEUTRAL	0- 0	0- 1	0- 1				
6- 5	0- 1	0- 1	NON-CONFERENCE	0- 0	0- 2	6- 1				
5- 1	0- 0	0- 0	HOME	0- 0	0- 1	5- 0				
1- 2	0- 1	0- 1	AWAY	0- 0	0- 0	1- 0				
0- 2	0- 0	0- 0	NEUTRAL	0- 0	0- 1	0- 1				
3- 5	0- 1	1- 3	CONFERENCE	1- 1	1- 0	0- 0				
1- 3	0- 0	1- 3	HOME	0- 0	0- 0	0- 0				
2- 2	0- 1	0- 0	AWAY	1- 1	1- 0	0- 0				
0- 0	0- 0	0- 0	NEUTRAL	0- 0	0- 0	0- 0				

RPI 1-25				RPI 26-50				RPI 51-100				RPI 101+ Team's RPI: 136			
RPI	S	Opponent	Score	RPI	S	Opponent	Score	RPI	S	Opponent	Score	RPI	S	Opponent	Score
1	A	Oregon	51 89	34	H	Texas	63 71	55	A	Iowa St.	59 73	104	N	Michigan St.	60 65
22	A	TCU	61 65	40	H	West Virginia	63 74	100	A	Kansas	69 61	113	H	UT Arlington	53 57
				41	A	Arkansas	72 81					132	A	Texas Tech	76 72
				45	H	Oklahoma	92 74					181	N	Memphis	68 72
				48	H	Oklahoma St.	63 70					245	A	UMKC	74 67
												252	H	Oral Roberts	109 69
												293	H	Omaha	73 48
												300	H	UTRGV	79 66
												303	H	Incarnate Word	85 41
												333	H	UIC	84 40
LAST 10 Division I															
22	A	TCU	61 65	48	H	Oklahoma St.	63 70								
100	A	Kansas	69 61	132	A	Texas Tech	76 72								
45	H	Oklahoma	92 74	40	H	West Virginia	63 74								
55	A	Iowa St.	59 73	300	H	UTRGV	79 66								
34	H	Texas	63 71	1	A	Oregon	51 89								

Non-Div I Games:

Kansas St.

■ Loss,
 ■ Non-Conf,
 ■ S Site,
 ■ H Home
 ■ A Away
 N Neutral

Kennesaw St.

Through Games Of Feb. 1, 2020

Average RPI Win:	260	WON-LOST	WINNING	LAST 10	STRENGTH OF	OPP. STRENGTH	TEAM	ADJ.	CONF.	ADJ CONF.
Average RPI Loss:	130	RECORD	PCT. RANK	GAMES	SCHEDULE	OF SCHEDULE	RPI	RPI	RPI	RPI
DIV. I ONLY	8- 10	216	3-7	246	185	218	218	16	16	
DIV. I NON-CONF.	5- 5	164	0-2	274	230	200	200	15	15	
TOTALS	RPI 1-25	RPI 26-50	W-L RECORDS	RPI 51-100	RPI 101-150	RPI 150+				
8- 10	0- 0	0- 1	OVERALL	0- 4	1- 2	7- 3				
3- 4	0- 0	0- 0	HOME	0- 2	1- 0	2- 2				
4- 6	0- 0	0- 1	AWAY	0- 2	0- 2	4- 1				
1- 0	0- 0	0- 0	NEUTRAL	0- 0	0- 0	1- 0				
5- 5	0- 0	0- 0	NON-CONFERENCE	0- 2	1- 2	4- 1				
2- 1	0- 0	0- 0	HOME	0- 1	1- 0	1- 0				
2- 4	0- 0	0- 0	AWAY	0- 1	0- 2	2- 1				
1- 0	0- 0	0- 0	NEUTRAL	0- 0	0- 0	1- 0				
3- 5	0- 0	0- 1	CONFERENCE	0- 2	0- 0	3- 2				
1- 3	0- 0	0- 0	HOME	0- 1	0- 0	1- 2				
2- 2	0- 0	0- 1	AWAY	0- 1	0- 0	2- 0				
0- 0	0- 0	0- 0	NEUTRAL	0- 0	0- 0	0- 0				

RPI 1-25	RPI 26-50	RPI 51-100	RPI 101+	Team's RPI: 218
RPI S Opponent Score	RPI S Opponent Score	RPI S Opponent Score	RPI S Opponent Score	
	29 FGCU 63 80	63 Georgia Tech 47 63	110 Duquesne 72 75	
		75 Georgia 65 80	130 Campbell 51 63	
		81 North Florida 33 57	148 Samford 60 55	
		81 North Florida 55 64	166 North Ala. 59 56	
			191 Jacksonville 83 93	
			249 UNCW 58 56	
			251 Stetson 61 67	
			266 Lipscomb 74 66	
			290 Navy 62 82	
			292 Ga. Southern 95 69	
			302 N UMBC 59 44	
			329 Mercer 92 64	
			330 NJIT 77 64	
LAST 10 Division I				
81 North Florida 33 57	266 Lipscomb 74 66			
166 North Ala. 59 56	81 North Florida 55 64			
191 Jacksonville 83 93	251 Stetson 61 67			
29 FGCU 63 80	110 Duquesne 72 75			
330 NJIT 77 64	63 Georgia Tech 47 63			

Non-Div I Games: Middle Ga. St. 88 49

Kennesaw St.

Loss, Non-Conf, S Site, Home Away N Neutral

Average RPI Win:	199	WON-LOST	WINNING	LAST 10	STRENGTH OF	OPP. STRENGTH	TEAM	ADJ.	CONF.	ADJ CONF.
Average RPI Loss:	85	RECORD	PCT. RANK	GAMES	SCHEDULE	OF SCHEDULE	RPI	RPI	RPI	RPI
DIV. I ONLY	10- 8	139	5-5	108	115	115	115	10	10	
DIV. I NON-CONF.	6- 4	123	1-1	129	124	103	103	10	10	
TOTALS	RPI 1-25	RPI 26-50	W-L RECORDS	RPI 51-100	RPI 101-150	RPI 150+				
10- 8	0- 0	0- 3	OVERALL	1- 3	2- 0	7- 2				
4- 3	0- 0	0- 1	HOME	1- 1	1- 0	2- 1				
4- 3	0- 0	0- 1	AWAY	0- 1	1- 0	3- 1				
2- 2	0- 0	0- 1	NEUTRAL	0- 1	0- 0	2- 0				
6- 4	0- 0	0- 3	NON-CONFERENCE	0- 1	2- 0	4- 0				
2- 1	0- 0	0- 1	HOME	0- 0	1- 0	1- 0				
2- 1	0- 0	0- 1	AWAY	0- 0	1- 0	1- 0				
2- 2	0- 0	0- 1	NEUTRAL	0- 1	0- 0	2- 0				
4- 4	0- 0	0- 0	CONFERENCE	1- 2	0- 0	3- 2				
2- 2	0- 0	0- 0	HOME	1- 1	0- 0	1- 1				
2- 2	0- 0	0- 0	AWAY	0- 1	0- 0	2- 1				
0- 0	0- 0	0- 0	NEUTRAL	0- 0	0- 0	0- 0				

RPI S	Opponent	Score	RPI S	Opponent	Score	RPI S	Opponent	Score	RPI S	Opponent	Score	Team's RPI: 115
26	A Purdue	64 77	62	N Troy	64 71	110	A Duquesne	77 75				
33	H Ohio St.	65 75	78	A Ball St.	62 66	150	H Robert Morris	82 81				
46	N Michigan	53 88	78	H Ball St.	69 68	151	H Western Mich.	75 63				
			93	H Buffalo	44 57	170	A Toledo	60 69				
						173	H Eastern Mich.	69 74				
						180	A Miami (OH)	78 75				
						188	A Northern Ill.	79 71				
						230	A Youngstown St.	82 73				
						289	H St. Bonaventure	81 58				
						292	N Ga. Southern	62 48				
						320	N Purdue Fort Wayne	75 67				
LAST 10 Division I												
170	A Toledo	60 69	151	H Western Mich.	75 63							
78	H Ball St.	69 68	173	H Eastern Mich.	69 74							
93	H Buffalo	44 57	78	A Ball St.	62 66							
180	A Miami (OH)	78 75	62	N Troy	64 71							
188	A Northern Ill.	79 71	292	N Ga. Southern	62 48							

Non-Div I Games: Hiram 92 36

Kent St.

■ Loss,
 ■ Non-Conf,
 ■ S Site,
 ■ Home
 ■ A Away
 N Neutral

Kentucky

Through Games Of Feb. 1, 2020

Average RPI Win:	148	WON-LOST	WINNING	LAST 10	STRENGTH OF	OPP. STRENGTH	TEAM	ADJ.	CONF.	ADJ CONF.
Average RPI Loss:	10	RECORD	PCT. RANK	GAMES	SCHEDULE	OF SCHEDULE	RPI	RPI	RPI	RPI
DIV. I ONLY	17- 3	21	7-3	64	28	21	21	4	4	
DIV. I NON-CONF.	11- 1	13	1-1	164	67	45	45	5	5	
TOTALS	RPI 1-25	RPI 26-50	W-L RECORDS	RPI 51-100	RPI 101-150	RPI 150+				
17- 3	1- 3	2- 0	OVERALL	3- 0	5- 0	6- 0				
11- 1	1- 1	1- 0	HOME	1- 0	2- 0	6- 0				
6- 2	0- 2	1- 0	AWAY	2- 0	3- 0	0- 0				
0- 0	0- 0	0- 0	NEUTRAL	0- 0	0- 0	0- 0				
11- 1	0- 1	1- 0	NON-CONFERENCE	2- 0	2- 0	6- 0				
8- 1	0- 1	0- 0	HOME	1- 0	1- 0	6- 0				
3- 0	0- 0	1- 0	AWAY	1- 0	1- 0	0- 0				
0- 0	0- 0	0- 0	NEUTRAL	0- 0	0- 0	0- 0				
6- 2	1- 2	1- 0	CONFERENCE	1- 0	3- 0	0- 0				
3- 0	1- 0	1- 0	HOME	0- 0	1- 0	0- 0				
3- 2	0- 2	0- 0	AWAY	1- 0	2- 0	0- 0				
0- 0	0- 0	0- 0	NEUTRAL	0- 0	0- 0	0- 0				

RPI	S	Opponent	Score	RPI	S	Opponent	Score	RPI	S	Opponent	Score	RPI	S	Opponent	Score
2	A	South Carolina	72 99	42	A	Virginia	50 47	59	A	Middle Tenn.	67 52	129	H	Auburn	68 61
3	H	Louisville	66 67	47	H	Tennessee	80 76	67	H	Charlotte	86 39	137	A	California	63 61
16	H	Texas A&M	76 54					69	A	Alabama	81 71	139	A	Florida	65 45
24	A	LSU	59 65									145	A	Missouri	62 47
												148	H	Samford	79 49
												195	H	Austin Peay	81 52
												224	H	Mt. St. Mary's	67 44
												251	H	Stetson	67 48
												253	H	Morehead St.	79 54
												258	H	Winthrop	91 36
												344	H	Grambling	81 35
LAST 10 Division I															
145	A	Missouri	62 47	69	A	Alabama	81 71								
129	H	Auburn	68 61	47	H	Tennessee	80 76								
24	A	LSU	59 65	2	A	South Carolina	72 99								
16	H	Texas A&M	76 54	137	A	California	63 61								
139	A	Florida	65 45	3	H	Louisville	66 67								

Non-Div I Games:

Kentucky

■ Loss,
 ■ Non-Conf,
 ■ S Site,
 ■ H Home
 ■ A Away
 N Neutral

LIU Brooklyn

Through Games Of Feb. 1, 2020

Average RPI Win:	288	WON-LOST	WINNING	LAST 10	STRENGTH OF	OPP. STRENGTH	TEAM	ADJ.	CONF.	ADJ CONF.
Average RPI Loss:	236	RECORD	PCT. RANK	GAMES	SCHEDULE	OF SCHEDULE	RPI	RPI	RPI	RPI
DIV. I ONLY	5- 15	297	4-6	312	350	335	335	30	30	
DIV. I NON-CONF.	1- 10	329	0-1	252	349	341	341	30	30	
TOTALS	RPI 1-25	RPI 26-50	W-L RECORDS	RPI 51-100	RPI 101-150	RPI 150+				
5- 15	0- 0	0- 0	OVERALL	0- 1	0- 1	5- 13				
4- 7	0- 0	0- 0	HOME	0- 1	0- 1	4- 5				
1- 8	0- 0	0- 0	AWAY	0- 0	0- 0	1- 8				
0- 0	0- 0	0- 0	NEUTRAL	0- 0	0- 0	0- 0				
1- 10	0- 0	0- 0	NON-CONFERENCE	0- 1	0- 0	1- 9				
1- 6	0- 0	0- 0	HOME	0- 1	0- 0	1- 5				
0- 4	0- 0	0- 0	AWAY	0- 0	0- 0	0- 4				
0- 0	0- 0	0- 0	NEUTRAL	0- 0	0- 0	0- 0				
4- 5	0- 0	0- 0	CONFERENCE	0- 0	0- 1	4- 4				
3- 1	0- 0	0- 0	HOME	0- 0	0- 1	3- 0				
1- 4	0- 0	0- 0	AWAY	0- 0	0- 0	1- 4				
0- 0	0- 0	0- 0	NEUTRAL	0- 0	0- 0	0- 0				

RPI S	Opponent	Score	RPI S	Opponent	Score	RPI S	Opponent	Score	RPI S	Opponent	Score	Team's RPI: 335
						84	H Stony Brook	49 80	150	H Robert Morris	59 70	
									162	A Lafayette	60 65	
									177	A Rhode Island	56 79	
									195	H Cleveland St.	49 79	
									203	A UMass Lowell	56 65	
									206	A Merrimack	68 60	
									207	H Fairfield	51 53	
									224	A Mt. St. Mary's	57 75	
									248	H Saint Francis (PA)	71 53	
									269	A Wagner	61 63	
									286	A Army West Point	60 67	
									295	H Vermont	62 73	
									308	A St. Francis Brooklyn	63 88	
									310	H Hofstra	85 46	
									319	A Bryant	53 57	
									322	H N.C. Central	59 61	
									331	H Fairleigh Dickinson	68 63	
									336	H Saint Peter's	74 89	
									345	H Central Conn. St.	63 61	
LAST 10 Division I												
			206	A Merrimack	68 60		345	H Central Conn. St.	63 61			
			248	H Saint Francis (PA)	71 53		331	H Fairleigh Dickinson	68 63			
			150	H Robert Morris	59 70		308	A St. Francis Brooklyn	63 88			
			269	A Wagner	61 63		224	A Mt. St. Mary's	57 75			
			319	A Bryant	53 57		322	H N.C. Central	59 61			

Non-Div I Games:

LIU Brooklyn

Loss, Non-Conf, S Site, H Home A Away N Neutral

LMU (CA)				STRENGTH OF SCHEDULE	OPP. STRENGTH OF SCHEDULE	TEAM RPI	ADJ. RPI	CONF. RPI	ADJ CONF. RPI
Average RPI Win:	212	WON-LOST RECORD	WINNING PCT. RANK						
Average RPI Loss:	144		LAST 10 GAMES						
DIV. I ONLY	6- 17	296	3-7	154	130	263	263	11	11
DIV. I NON-CONF.	3- 9	279	0	207	210	282	282	11	11

TOTALS	RPI 1-25	RPI 26-50	W-L RECORDS	RPI 51-100	RPI 101-150	RPI 150+			
6- 17	0- 2	0- 1	OVERALL	0- 2	0- 4	6- 8			
3- 8	0- 0	0- 1	HOME	0- 1	0- 2	3- 4			
3- 7	0- 2	0- 0	AWAY	0- 0	0- 1	3- 4			
0- 2	0- 0	0- 0	NEUTRAL	0- 1	0- 1	0- 0			
3- 9	0- 1	0- 1	NON-CONFERENCE	0- 1	0- 1	3- 5			
1- 4	0- 0	0- 1	HOME	0- 0	0- 0	1- 3			
2- 3	0- 1	0- 0	AWAY	0- 0	0- 0	2- 2			
0- 2	0- 0	0- 0	NEUTRAL	0- 1	0- 1	0- 0			
3- 8	0- 1	0- 0	CONFERENCE	0- 1	0- 3	3- 3			
2- 4	0- 0	0- 0	HOME	0- 1	0- 2	2- 1			
1- 4	0- 1	0- 0	AWAY	0- 0	0- 1	1- 2			
0- 0	0- 0	0- 0	NEUTRAL	0- 0	0- 0	0- 0			

RPI 1-25				RPI 26-50				RPI 51-100				RPI 101+ Team's RPI: 263			
RPI	S	Opponent	Score	RPI	S	Opponent	Score	RPI	S	Opponent	Score	RPI	S	Opponent	Score
6	A	Gonzaga	52 78	35	H	Yale	65 81	66	H	BYU	44 59	111	A	Pacific	67 76
10	A	UCLA	52 74					78	N	Ball St.	72 77	111	H	Pacific	70 87
												118	H	San Diego	59 67
												134	N	Providence	45 48
												156	A	Portland	49 74
												174	A	Saint Mary's (CA)	70 86
												174	H	Saint Mary's (CA)	61 70
												185	H	Santa Clara	75 59
												193	H	Hawaii	65 51
												201	A	New Mexico	73 72
												214	A	Pepperdine	84 77
												220	H	San Francisco	76 69
												229	H	Georgetown	53 64
												236	H	Cal St. Fullerton	74 79
												244	A	Tulsa	56 75
												260	A	Long Beach St.	70 57
												272	H	CSUN	54 56
												297	A	UC Irvine	65 80

LAST 10 Division I															
111	H	Pacific	70 87	185	H	Santa Clara	75 59								
174	H	Saint Mary's (CA)	61 70	220	H	San Francisco	76 69								
6	A	Gonzaga	52 78	174	A	Saint Mary's (CA)	70 86								
156	A	Portland	49 74	111	A	Pacific	67 76								
214	A	Pepperdine	84 77	118	H	San Diego	59 67								

Non-Div I Games: Cal St. San B'dino 94 46

LMU (CA)

■ Loss,
 ■ Non-Conf, S Site,
 ■ Home
 ■ Away
 N Neutral

through games of Feb. 17, 1918										
Average RPI Win:	147	WON-LOST	WINNING	LAST 10	STRENGTH OF	OPP. STRENGTH	TEAM	ADJ.	CONF.	ADJ CONF.
Average RPI Loss:	55	RECORD	PCT. RANK	GAMES	SCHEDULE	OF SCHEDULE	RPI	RPI	RPI	RPI
DIV. I ONLY	15- 5	43	7-3	41	56	24	24	4	4	
DIV. I NON-CONF.	10- 2	30	2-0	94	92	36	36	5	5	
TOTALS	RPI 1-25	RPI 26-50	W-L RECORDS	RPI 51-100	RPI 101-150	RPI 150+				
15- 5	2- 2	2- 2	OVERALL	1- 0	3- 1	7- 0				
8- 1	1- 1	1- 0	HOME	1- 0	0- 0	5- 0				
5- 4	1- 1	1- 2	AWAY	0- 0	2- 1	1- 0				
2- 0	0- 0	0- 0	NEUTRAL	0- 0	1- 0	1- 0				
10- 2	0- 1	2- 1	NON-CONFERENCE	0- 0	2- 0	6- 0				
5- 1	0- 1	1- 0	HOME	0- 0	0- 0	4- 0				
3- 1	0- 0	1- 1	AWAY	0- 0	1- 0	1- 0				
2- 0	0- 0	0- 0	NEUTRAL	0- 0	1- 0	1- 0				
5- 3	2- 1	0- 1	CONFERENCE	1- 0	1- 1	1- 0				
3- 0	1- 0	0- 0	HOME	1- 0	0- 0	1- 0				
2- 3	1- 1	0- 1	AWAY	0- 0	1- 1	0- 0				
0- 0	0- 0	0- 0	NEUTRAL	0- 0	0- 0	0- 0				

RPI 1-25				Team's RPI: 24		RPI 26-50				RPI 51-100				RPI 101+			
RPI	S	Opponent	Score	RPI	S	Opponent	Score	RPI	S	Opponent	Score	RPI	S	Opponent	Score		
14	A	Mississippi St.	60 64	29	A	FGCU	74 63	69	H	Alabama	71 60	104	N	Michigan St.	58 56		
16	A	Texas A&M	57 54	39	H	Rutgers	64 58					139	A	Florida	77 68		
21	H	Kentucky	65 59	45	A	Oklahoma	68 90					140	A	Tulane	59 54		
23	H	Florida St.	62 70	47	A	Tennessee	58 63					145	A	Missouri	65 69		

Non-Div I Games:

LSU

■ Loss,
■ Non-Conf,
■ S Site,
■ H Home
■ A Away
N Neutral

Average RPI Win:	237	WON-LOST	WINNING	LAST 10	STRENGTH OF	OPP. STRENGTH	TEAM	ADJ.	CONF.	ADJ CONF.
Average RPI Loss:	116	RECORD	PCT. RANK	GAMES	SCHEDULE	OF SCHEDULE	RPI	RPI	RPI	RPI
DIV. I ONLY	9- 13	233	3-7	134	169	204	204	12	12	
DIV. I NON-CONF.	6- 7	182	0-1	131	261	170	170	12	12	
TOTALS	RPI 1-25	RPI 26-50	W-L RECORDS	RPI 51-100	RPI 101-150	RPI 150+				
9- 13	0- 0	0- 0	OVERALL	0- 6	1- 6	8- 1				
5- 6	0- 0	0- 0	HOME	0- 4	1- 2	4- 0				
3- 7	0- 0	0- 0	AWAY	0- 2	0- 4	3- 1				
1- 0	0- 0	0- 0	NEUTRAL	0- 0	0- 0	1- 0				
6- 7	0- 0	0- 0	NON-CONFERENCE	0- 4	1- 2	5- 1				
2- 4	0- 0	0- 0	HOME	0- 2	1- 2	1- 0				
3- 3	0- 0	0- 0	AWAY	0- 2	0- 0	3- 1				
1- 0	0- 0	0- 0	NEUTRAL	0- 0	0- 0	1- 0				
3- 6	0- 0	0- 0	CONFERENCE	0- 2	0- 4	3- 0				
3- 2	0- 0	0- 0	HOME	0- 2	0- 0	3- 0				
0- 4	0- 0	0- 0	AWAY	0- 0	0- 4	0- 0				
0- 0	0- 0	0- 0	NEUTRAL	0- 0	0- 0	0- 0				

RPI S	Opponent	Score	RPI S	Opponent	Score	RPI S	Opponent	Score	RPI S	Opponent	Score	Team's RPI: 204
						53	H Temple	69 72	103	H Penn	49 65	
						72	A Drexel	31 69	110	A Duquesne	56 82	
						79	H Villanova	69 77	112	A Fordham	45 62	
						85	H Dayton	58 98	124	A Richmond	61 63	
						87	A Rider	43 70	125	H Harvard	75 69	
						94	H Saint Louis	61 77	143	A Massachusetts	62 76	
									150	H Robert Morris	68 71	
									179	A Norfolk St.	55 52	
									190	A Penn St.	69 67	
									205	H Saint Joseph's	67 59	
									235	H George Mason	77 65	
									262	A Howard	78 62	
									289	H St. Bonaventure	67 61	
									290	A Navy	46 61	
									302	N UMBC	74 58	
									343	H Coppin St.	79 46	
LAST 10 Division I												
			112	A Fordham	45 62	143	A Massachusetts	62 76				
			235	H George Mason	77 65	110	A Duquesne	56 82				
			205	H Saint Joseph's	67 59	94	H Saint Louis	61 77				
			124	A Richmond	61 63	85	H Dayton	58 98				
			289	H St. Bonaventure	67 61	53	H Temple	69 72				

Non-Div I Games:

La Salle

■ Loss,
■ Non-Conf,
■ S Site,
■ H Home
■ A Away
N Neutral

Average RPI Win:	323	WON-LOST	WINNING	LAST 10	STRENGTH OF	OPP. STRENGTH	TEAM	ADJ.	CONF.	ADJ CONF.
Average RPI Loss:	221	RECORD	PCT. RANK	GAMES	SCHEDULE	OF SCHEDULE	RPI	RPI	RPI	RPI
DIV. I ONLY	3- 17	326	2-8	342	312	348	348	22	22	
DIV. I NON-CONF.	2- 9	304	1-0	346	342	351	351	21	21	
TOTALS	RPI 1-25	RPI 26-50	W-L RECORDS	RPI 51-100	RPI 101-150	RPI 150+				
3- 17	0- 0	0- 0	OVERALL	0- 1	0- 2	3- 14				
2- 6	0- 0	0- 0	HOME	0- 1	0- 0	2- 5				
1- 11	0- 0	0- 0	AWAY	0- 0	0- 2	1- 9				
0- 0	0- 0	0- 0	NEUTRAL	0- 0	0- 0	0- 0				
2- 9	0- 0	0- 0	NON-CONFERENCE	0- 0	0- 1	2- 8				
2- 3	0- 0	0- 0	HOME	0- 0	0- 0	2- 3				
0- 6	0- 0	0- 0	AWAY	0- 0	0- 1	0- 5				
0- 0	0- 0	0- 0	NEUTRAL	0- 0	0- 0	0- 0				
1- 8	0- 0	0- 0	CONFERENCE	0- 1	0- 1	1- 6				
0- 3	0- 0	0- 0	HOME	0- 1	0- 0	0- 2				
1- 5	0- 0	0- 0	AWAY	0- 0	0- 1	1- 4				
0- 0	0- 0	0- 0	NEUTRAL	0- 0	0- 0	0- 0				

RPI S	Opponent	Score	RPI S	Opponent	Score	RPI S	Opponent	Score	RPI S	Opponent	Score	Team's RPI: 348
						62	H Troy	65 72	113	A UT Arlington	34 72	
									132	A Texas Tech	38 83	
									154	A Louisiana	55 68	
									163	A Tennessee Tech	68 75	
									176	H Little Rock	50 70	
									194	H Southern Miss.	42 57	
									202	H Arkansas St.	53 54	
									223	H Southeastern La.	52 65	
									255	A South Alabama	63 72	
									256	A North Texas	51 63	
									268	A Ole Miss	42 66	
									276	A Texas St.	58 55	
									288	A Nicholls St.	59 74	
									292	A Ga. Southern	47 64	
									311	H Houston Baptist	65 72	
									328	A Georgia St.	52 68	
									332	A McNeese	69 72	
									342	H Northwestern St.	63 54	
									351	H Mississippi Val.	74 66	
LAST 10 Division I												
			202	H Arkansas St.	53 54		255	A South Alabama	63 72			
			154	A Louisiana	55 68		62	H Troy	65 72			
			176	H Little Rock	50 70		328	A Georgia St.	52 68			
			113	A UT Arlington	34 72		292	A Ga. Southern	47 64			
			276	A Texas St.	58 55		351	H Mississippi Val.	74 66			

Non-Div I Games:

La.-Monroe

■ Loss,
 ■ Non-Conf, S Site,
 ■ Home
 ■ Away
 N Neutral

Lafayette

Through Games Of Feb. 1, 2020

Average RPI Win:	239	WON-LOST	WINNING	LAST 10	STRENGTH OF	OPP. STRENGTH	TEAM	ADJ.	CONF.	ADJ CONF.
Average RPI Loss:	143	RECORD	PCT. RANK	GAMES	SCHEDULE	OF SCHEDULE	RPI	RPI	RPI	RPI
DIV. I ONLY	11- 9	146	7-3	187	267	162	162	15	15	
DIV. I NON-CONF.	4- 6	212	0	267	329	281	281	16	16	
TOTALS	RPI 1-25	RPI 26-50	W-L RECORDS	RPI 51-100	RPI 101-150	RPI 150+				
11- 9	0- 0	0- 1	OVERALL	1- 3	1- 2	9- 3				
8- 2	0- 0	0- 0	HOME	1- 0	1- 1	6- 1				
3- 7	0- 0	0- 1	AWAY	0- 3	0- 1	3- 2				
0- 0	0- 0	0- 0	NEUTRAL	0- 0	0- 0	0- 0				
4- 6	0- 0	0- 1	NON-CONFERENCE	0- 1	0- 1	4- 3				
3- 2	0- 0	0- 0	HOME	0- 0	0- 1	3- 1				
1- 4	0- 0	0- 1	AWAY	0- 1	0- 0	1- 2				
0- 0	0- 0	0- 0	NEUTRAL	0- 0	0- 0	0- 0				
7- 3	0- 0	0- 0	CONFERENCE	1- 2	1- 1	5- 0				
5- 0	0- 0	0- 0	HOME	1- 0	1- 0	3- 0				
2- 3	0- 0	0- 0	AWAY	0- 2	0- 1	2- 0				
0- 0	0- 0	0- 0	NEUTRAL	0- 0	0- 0	0- 0				

RPI 1-25			RPI 26-50			RPI 51-100			RPI 101+			Team's RPI: 162
RPI	S	Opponent	Score	RPI	S	Opponent	Score	RPI	S	Opponent	Score	
				44	A	St. John's (NY)	44 76	76	A	Bucknell	36 50	110 H Duquesne 65 73
								80	A	Seton Hall	50 74	123 A Holy Cross 56 57
								86	A	Colgate	52 73	141 H Lehigh 61 53
								86	H	Colgate	55 39	172 H Boston U. 59 57
												183 A American 67 52
												186 A Binghamton 64 74
												215 H Manhattan 60 53
												274 H Loyola Maryland 55 52
												280 A Monmouth 44 52
												286 A Army West Point 57 52
												290 H Navy 79 52
												302 H UMBC 58 65
												312 A Albany (NY) 54 47
												331 H Fairleigh Dickinson 61 29
												335 H LIU Brooklyn 65 60
LAST 10 Division I												
				183	A	American	67 52	86	A	Colgate	52 73	
				86	H	Colgate	55 39	274	H	Loyola Maryland	55 52	
				141	H	Lehigh	61 53	123	A	Holy Cross	56 57	
				286	A	Army West Point	57 52	76	A	Bucknell	36 50	
				290	H	Navy	79 52	172	H	Boston U.	59 57	

Non-Div I Games:

Lafayette

Loss, Non-Conf, S Site, H Home A Away N Neutral

Lamar University

Through Games Of Feb. 1, 2020

Average RPI Win:	270	WON-LOST	WINNING	LAST 10	STRENGTH OF	OPP. STRENGTH	TEAM	ADJ.	CONF.	ADJ CONF.
Average RPI Loss:	137	RECORD	PCT. RANK	GAMES	SCHEDULE	OF SCHEDULE	RPI	RPI	RPI	RPI
DIV. I ONLY	7- 11	240	4-6	152	266	213	213	23	23	
DIV. I NON-CONF.	2- 5	259	0	23	127	148	148	20	20	
TOTALS	RPI 1-25	RPI 26-50	W-L RECORDS	RPI 51-100	RPI 101-150	RPI 150+				
7- 11	0- 2	0- 1	OVERALL	0- 0	1- 4	6- 4				
3- 4	0- 0	0- 0	HOME	0- 0	0- 1	3- 3				
3- 7	0- 2	0- 1	AWAY	0- 0	0- 3	3- 1				
1- 0	0- 0	0- 0	NEUTRAL	0- 0	1- 0	0- 0				
2- 5	0- 2	0- 1	NON-CONFERENCE	0- 0	1- 0	1- 2				
1- 1	0- 0	0- 0	HOME	0- 0	0- 0	1- 1				
0- 4	0- 2	0- 1	AWAY	0- 0	0- 0	0- 1				
1- 0	0- 0	0- 0	NEUTRAL	0- 0	1- 0	0- 0				
5- 6	0- 0	0- 0	CONFERENCE	0- 0	0- 4	5- 2				
2- 3	0- 0	0- 0	HOME	0- 0	0- 1	2- 2				
3- 3	0- 0	0- 0	AWAY	0- 0	0- 3	3- 0				
0- 0	0- 0	0- 0	NEUTRAL	0- 0	0- 0	0- 0				

RPI 1-25				RPI 26-50				RPI 51-100				RPI 101+ Team's RPI: 213			
RPI	S	Opponent	Score	RPI	S	Opponent	Score	RPI	S	Opponent	Score	RPI	S	Opponent	Score
5	A	Baylor	28 90	48	A	Oklahoma St.	53 74					106	N	Idaho	47 44
18	A	NC State	40 81									117	H	SFA	53 54
												120	A	Abilene Christian	72 78
												121	A	A&M-Corpus Christi	39 49
												144	A	Sam Houston St.	47 68
												154	H	Louisiana	63 74
												159	H	New Orleans	57 62
												223	A	Southeastern La.	65 57
												288	A	Nicholls St.	84 78
												291	H	Denver	71 59
												303	H	Incarnate Word	48 67
												311	H	Houston Baptist	60 53
												315	A	Cal Poly	56 57
												332	A	McNeese	87 69
												342	H	Northwestern St.	61 58
LAST 10 Division I															
332	A	McNeese	87 69	311	H	Houston Baptist	60 53								
117	H	SFA	53 54	288	A	Nicholls St.	84 78								
303	H	Incarnate Word	48 67	120	A	Abilene Christian	72 78								
121	A	A&M-Corpus Christi	39 49	159	H	New Orleans	57 62								
144	A	Sam Houston St.	47 68	342	H	Northwestern St.	61 58								

Non-Div I Games: Howard Payne 96 36 LeTourneau 90 38

Lamar University

Loss, Non-Conf, S Site, H Home A Away N Neutral

Average RPI Win: 237	WON-LOST	WINNING	LAST 10	STRENGTH OF	OPP. STRENGTH	TEAM	ADJ.	CONF.	ADJ CONF.
Average RPI Loss: 113	RECORD	PCT. RANK	GAMES	SCHEDULE	OF SCHEDULE	RPI	RPI	RPI	RPI
DIV. I ONLY	13- 7	86	6-4	241	179	141	141	15	15
DIV. I NON-CONF.	7- 3	80	0	205	222	96	96	16	16
TOTALS	RPI 1-25	RPI 26-50	W-L RECORDS	RPI 51-100	RPI 101-150	RPI 150+			
13- 7	0- 0	0- 0	OVERALL	1- 3	1- 2	11- 2			
5- 3	0- 0	0- 0	HOME	1- 1	1- 1	3- 1			
8- 2	0- 0	0- 0	AWAY	0- 1	0- 0	8- 1			
0- 2	0- 0	0- 0	NEUTRAL	0- 1	0- 1	0- 0			
7- 3	0- 0	0- 0	NON-CONFERENCE	1- 2	1- 1	5- 0			
3- 0	0- 0	0- 0	HOME	1- 0	1- 0	1- 0			
4- 1	0- 0	0- 0	AWAY	0- 1	0- 0	4- 0			
0- 2	0- 0	0- 0	NEUTRAL	0- 1	0- 1	0- 0			
6- 4	0- 0	0- 0	CONFERENCE	0- 1	0- 1	6- 2			
2- 3	0- 0	0- 0	HOME	0- 1	0- 1	2- 1			
4- 1	0- 0	0- 0	AWAY	0- 0	0- 0	4- 1			
0- 0	0- 0	0- 0	NEUTRAL	0- 0	0- 0	0- 0			

RPI S	Opponent	Score	RPI S	Opponent	Score	RPI S	Opponent	Score	RPI S	Opponent	Score
						60	A Minnesota	49 77	112	N Fordham	57 59
						76	H Bucknell	50 71	123	H Holy Cross	57 74
						78	N Ball St.	52 54	131	H George Washington	59 53
						80	H Seton Hall	75 68	162	A Lafayette	53 61
									172	H Boston U.	51 34
									183	A American	64 63
									183	H American	56 64
									206	A Merrimack	72 68
									224	A Mt. St. Mary's	66 65
									261	A Delaware St.	68 38
									274	A Loyola Maryland	55 53
									286	A Army West Point	94 65
									290	A Navy	60 53
									290	H Navy	70 40
									336	A Saint Peter's	80 71
									345	H Central Conn. St.	70 51
LAST 10 Division I											
			286	A Army West Point	94 65		290	A Navy	60 53		
			183	H American	56 64		183	A American	64 63		
			162	A Lafayette	53 61		172	H Boston U.	51 34		
			123	H Holy Cross	57 74		274	A Loyola Maryland	55 53		
			76	H Bucknell	50 71		290	H Navy	70 40		

Non-Div I Games: Bloomsburg 91 43

Lehigh

Loss, Non-Conf, S Site, H Home A Away N Neutral

Liberty

Through Games Of Feb. 1, 2020

Average RPI Win:	216	WON-LOST	WINNING	LAST 10	STRENGTH OF	OPP. STRENGTH	TEAM	ADJ.	CONF.	ADJ CONF.
Average RPI Loss:	103	RECORD	PCT. RANK	GAMES	SCHEDULE	OF SCHEDULE	RPI	RPI	RPI	RPI
DIV. I ONLY	11- 10	170	6-4	79	174	109	109	16	16	
DIV. I NON-CONF.	7- 6	161	2-0	77	193	100	100	15	15	
TOTALS	RPI 1-25	RPI 26-50	W-L RECORDS	RPI 51-100	RPI 101-150	RPI 150+				
11- 10	0- 1	0- 4	OVERALL	1- 1	0- 0	10- 4				
3- 5	0- 0	0- 1	HOME	0- 0	0- 0	3- 4				
6- 4	0- 0	0- 3	AWAY	0- 1	0- 0	6- 0				
2- 1	0- 1	0- 0	NEUTRAL	1- 0	0- 0	1- 0				
7- 6	0- 1	0- 2	NON-CONFERENCE	1- 0	0- 0	6- 3				
1- 3	0- 0	0- 0	HOME	0- 0	0- 0	1- 3				
4- 2	0- 0	0- 2	AWAY	0- 0	0- 0	4- 0				
2- 1	0- 1	0- 0	NEUTRAL	1- 0	0- 0	1- 0				
4- 4	0- 0	0- 2	CONFERENCE	0- 1	0- 0	4- 1				
2- 2	0- 0	0- 1	HOME	0- 0	0- 0	2- 1				
2- 2	0- 0	0- 1	AWAY	0- 1	0- 0	2- 0				
0- 0	0- 0	0- 0	NEUTRAL	0- 0	0- 0	0- 0				

RPI 1-25				RPI 26-50				RPI 51-100				RPI 101+ Team's RPI: 109			
RPI	S	Opponent	Score	RPI	S	Opponent	Score	RPI	S	Opponent	Score	RPI	S	Opponent	Score
12	N	Oregon St.	55 68	29	A	FGCU	57 64	52	N	Bradley	75 63	153	H	UNC Greensboro	53 58
				29	H	FGCU	65 74	81	A	North Florida	50 65	160	A	Hampton	83 59
				35	A	Virginia Tech	69 73					166	H	North Ala.	71 76
				43	A	James Madison	53 76					179	A	Norfolk St.	67 48
												180	N	Miami (OH)	65 53
												191	H	Jacksonville	85 76
												219	H	Chattanooga	54 71
												245	A	UMKC	68 44
												248	A	Saint Francis (PA)	71 52
												251	A	Stetson	57 48
												259	H	ETSU	62 63
												266	H	Lipscomb	64 60
												271	H	East Carolina	81 66
												330	A	NJIT	67 53
LAST 10 Division I															
				29	H	FGCU	65 74					191	H	Jacksonville	85 76
				81	A	North Florida	50 65					29	A	FGCU	57 64
				251	A	Stetson	57 48					330	A	NJIT	67 53
				266	H	Lipscomb	64 60					245	A	UMKC	68 44
				166	H	North Ala.	71 76					52	N	Bradley	75 63

Non-Div I Games:

Liberty

Loss, Non-Conf, S Site, H Home A Away N Neutral

Average RPI Win: 283	WON-LOST	WINNING	LAST 10	STRENGTH OF	OPP. STRENGTH	TEAM	ADJ.	CONF.	ADJ CONF.
Average RPI Loss: 141	RECORD	PCT. RANK	GAMES	SCHEDULE	OF SCHEDULE	RPI	RPI	RPI	RPI
DIV. I ONLY	4- 17	315	2-8	99	262	266	266	16	16
DIV. I NON-CONF.	2- 10	313	0-1	65	312	252	252	15	15
TOTALS	RPI 1-25	RPI 26-50	W-L RECORDS	RPI 51-100	RPI 101-150	RPI 150+			
4- 17	0- 0	0- 1	OVERALL	0- 7	0- 1	4- 8			
1- 8	0- 0	0- 0	HOME	0- 2	0- 0	1- 6			
3- 7	0- 0	0- 1	AWAY	0- 3	0- 1	3- 2			
0- 2	0- 0	0- 0	NEUTRAL	0- 2	0- 0	0- 0			
2- 10	0- 0	0- 0	NON-CONFERENCE	0- 6	0- 0	2- 4			
1- 3	0- 0	0- 0	HOME	0- 1	0- 0	1- 2			
1- 5	0- 0	0- 0	AWAY	0- 3	0- 0	1- 2			
0- 2	0- 0	0- 0	NEUTRAL	0- 2	0- 0	0- 0			
2- 7	0- 0	0- 1	CONFERENCE	0- 1	0- 1	2- 4			
0- 5	0- 0	0- 0	HOME	0- 1	0- 0	0- 4			
2- 2	0- 0	0- 1	AWAY	0- 0	0- 1	2- 0			
0- 0	0- 0	0- 0	NEUTRAL	0- 0	0- 0	0- 0			

RPI 1-25				RPI 26-50				RPI 51-100				RPI 101+				Team's RPI: 266	
RPI	S	Opponent	Score	RPI	S	Opponent	Score	RPI	S	Opponent	Score	RPI	S	Opponent	Score		
				29	A	FGCU	56 82	59	A	Middle Tenn.	49 70	109	A	Liberty	60 64		
								65	H	Belmont	68 69	163	A	Tennessee Tech	58 78		
								73	A	UT Martin	67 83	166	H	North Ala.	72 84		
								81	H	North Florida	60 68	191	H	Jacksonville	64 73		
								83	N	Marist	63 74	208	H	Murray St.	57 67		
								85	A	Dayton	60 82	210	H	Northern Ky.	71 69		
								87	N	Rider	76 81	218	H	Kennesaw St.	66 74		
												227	H	Eastern Ill.	56 66		
												251	A	Stetson	65 59		
												251	H	Stetson	34 48		
												305	A	Jacksonville St.	63 65		
												330	A	NJIT	65 57		
												339	A	Tennessee St.	74 64		
LAST 10 Division I																	
				251	H	Stetson	34 48	218	H	Kennesaw St.	66 74						
				191	H	Jacksonville	64 73	166	H	North Ala.	72 84						
				81	H	North Florida	60 68	251	A	Stetson	65 59						
				330	A	NJIT	65 57	29	A	FGCU	56 82						
				109	A	Liberty	60 64	163	A	Tennessee Tech	58 78						

Non-Div I Games: Queens (NC) 86 45

Lipscomb

■ Loss,
 ■ Non-Conf,
 ■ S Site,
 ■ H Home
 ■ A Away
 N Neutral

Little Rock

Through Games Of Feb. 1, 2020

Average RPI Win:	259	WON-LOST	WINNING	LAST 10	STRENGTH OF	OPP. STRENGTH	TEAM	ADJ.	CONF.	ADJ CONF.
Average RPI Loss:	96	RECORD	PCT. RANK	GAMES	SCHEDULE	OF SCHEDULE	RPI	RPI	RPI	RPI
DIV. I ONLY	9- 11	205	7-3	127	143	176	176	22	22	
DIV. I NON-CONF.	2- 9	304	0-1	44	36	228	228	21	21	
TOTALS	RPI 1-25	RPI 26-50	W-L RECORDS	RPI 51-100	RPI 101-150	RPI 150+				
9- 11	0- 3	0- 2	OVERALL	0- 1	0- 2	9- 3				
6- 4	0- 1	0- 0	HOME	0- 0	0- 1	6- 2				
3- 7	0- 2	0- 2	AWAY	0- 1	0- 1	3- 1				
0- 0	0- 0	0- 0	NEUTRAL	0- 0	0- 0	0- 0				
2- 9	0- 3	0- 2	NON-CONFERENCE	0- 1	0- 0	2- 3				
2- 3	0- 1	0- 0	HOME	0- 0	0- 0	2- 2				
0- 6	0- 2	0- 2	AWAY	0- 1	0- 0	0- 1				
0- 0	0- 0	0- 0	NEUTRAL	0- 0	0- 0	0- 0				
7- 2	0- 0	0- 0	CONFERENCE	0- 0	0- 2	7- 0				
4- 1	0- 0	0- 0	HOME	0- 0	0- 1	4- 0				
3- 1	0- 0	0- 0	AWAY	0- 0	0- 1	3- 0				
0- 0	0- 0	0- 0	NEUTRAL	0- 0	0- 0	0- 0				

RPI 1-25				RPI 26-50				RPI 51-100				RPI 101+ Team's RPI: 176			
RPI	S	Opponent	Score	RPI	S	Opponent	Score	RPI	S	Opponent	Score	RPI	S	Opponent	Score
14	A	Mississippi St.	50 89	32	A	Western Ky.	58 77	98	A	Rice	40 66	113	A	UT Arlington	58 65
16	A	Texas A&M	35 78	41	A	Arkansas	53 86					127	H	Coastal Caro.	48 68
24	H	LSU	50 65									154	A	Louisiana	59 44
												178	A	Fla. Atlantic	72 79
												181	H	Memphis	50 68
												202	H	Arkansas St.	67 58
												211	H	Central Ark.	63 48
												234	H	Louisiana Tech	38 43
												244	H	Tulsa	63 51
												276	A	Texas St.	78 66
												278	H	Appalachian St.	68 63
												292	H	Ga. Southern	58 46
												328	H	Georgia St.	66 46
												348	A	La.-Monroe	70 50
LAST 10 Division I															
154	A	Louisiana	59 44	328	H	Georgia St.	66 46								
278	H	Appalachian St.	68 63	292	H	Ga. Southern	58 46								
348	A	La.-Monroe	70 50	113	A	UT Arlington	58 65								
202	H	Arkansas St.	67 58	276	A	Texas St.	78 66								
127	H	Coastal Caro.	48 68	14	A	Mississippi St.	50 89								

Non-Div I Games:

Little Rock

Loss, Non-Conf, S Site, H Home A Away N Neutral

Average RPI Win: 263	WON-LOST	WINNING	LAST 10	STRENGTH OF	OPP. STRENGTH	TEAM	ADJ.	CONF.	ADJ CONF.
Average RPI Loss: 182	RECORD	PCT. RANK	GAMES	SCHEDULE	OF SCHEDULE	RPI	RPI	RPI	RPI
DIV. I ONLY	9- 11	205	6-4	319	168	260	260	27	27
DIV. I NON-CONF.	4- 8	235	1-1	303	85	289	289	26	26
TOTALS	RPI 1-25	RPI 26-50	W-L RECORDS	RPI 51-100	RPI 101-150	RPI 150+			
9- 11	0- 2	0- 0	OVERALL	0- 1	0- 1	9- 7			
5- 3	0- 1	0- 0	HOME	0- 0	0- 0	5- 2			
2- 8	0- 1	0- 0	AWAY	0- 1	0- 1	2- 5			
2- 0	0- 0	0- 0	NEUTRAL	0- 0	0- 0	2- 0			
4- 8	0- 2	0- 0	NON-CONFERENCE	0- 1	0- 1	4- 4			
1- 3	0- 1	0- 0	HOME	0- 0	0- 0	1- 2			
1- 5	0- 1	0- 0	AWAY	0- 1	0- 1	1- 2			
2- 0	0- 0	0- 0	NEUTRAL	0- 0	0- 0	2- 0			
5- 3	0- 0	0- 0	CONFERENCE	0- 0	0- 0	5- 3			
4- 0	0- 0	0- 0	HOME	0- 0	0- 0	4- 0			
1- 3	0- 0	0- 0	AWAY	0- 0	0- 0	1- 3			
0- 0	0- 0	0- 0	NEUTRAL	0- 0	0- 0	0- 0			

RPI 1-25				RPI 26-50				RPI 51-100				RPI 101+				Team's RPI: 260	
RPI	S	Opponent	Score	RPI	S	Opponent	Score	RPI	S	Opponent	Score	RPI	S	Opponent	Score		
1	H	Oregon	45 81					88	A	Southern California	40 57	137	A	California	45 68		
10	A	UCLA	51 86									171	A	UC Davis	55 57		
												185	A	Santa Clara	54 46		
												190	N	Penn St.	64 56		
												193	A	Hawaii	44 68		
												193	H	Hawaii	62 55		
												236	A	Cal St. Fullerton	65 69		
												263	H	LMU (CA)	57 70		
												272	H	CSUN	60 52		
												294	H	Utah St.	48 56		
												297	A	UC Irvine	56 46		
												298	H	UC Riverside	73 67		
												300	N	UTRGV	69 65		
												301	A	California Baptist	70 79		
												313	A	Seattle U	54 66		
												314	H	Air Force	74 68		
												315	H	Cal Poly	72 69		
LAST 10 Division I																	
				193	A	Hawaii	44 68			171	A	UC Davis	55 57				
				298	H	UC Riverside	73 67			236	A	Cal St. Fullerton	65 69				
				297	A	UC Irvine	56 46			315	H	Cal Poly	72 69				
				193	H	Hawaii	62 55			88	A	Southern California	40 57				
				272	H	CSUN	60 52			300	N	UTRGV	69 65				

Non-Div I Games: Westcliff 94 47 Bethesda (CA) 90 43

Long Beach St.

■ Loss,
 ■ Non-Conf, S Site,
 ■ Home
 ■ Away
 N Neutral

Average RPI Win: 280	WON-LOST	WINNING	LAST 10	STRENGTH OF	OPP. STRENGTH	TEAM	ADJ.	CONF.	ADJ CONF.
Average RPI Loss: 189	RECORD	PCT. RANK	GAMES	SCHEDULE	OF SCHEDULE	RPI	RPI	RPI	RPI
DIV. I ONLY	9- 10	195	5-5	311	295	265	265	26	26
DIV. I NON-CONF.	4- 5	195	0	312	196	260	260	28	28
TOTALS	RPI 1-25	RPI 26-50	W-L RECORDS	RPI 51-100	RPI 101-150	RPI 150+			
9- 10	0- 0	0- 1	OVERALL	0- 0	0- 2	9- 7			
6- 4	0- 0	0- 0	HOME	0- 0	0- 1	6- 3			
3- 6	0- 0	0- 1	AWAY	0- 0	0- 1	3- 4			
0- 0	0- 0	0- 0	NEUTRAL	0- 0	0- 0	0- 0			
4- 5	0- 0	0- 1	NON-CONFERENCE	0- 0	0- 1	4- 3			
3- 1	0- 0	0- 0	HOME	0- 0	0- 0	3- 1			
1- 4	0- 0	0- 1	AWAY	0- 0	0- 1	1- 2			
0- 0	0- 0	0- 0	NEUTRAL	0- 0	0- 0	0- 0			
5- 5	0- 0	0- 0	CONFERENCE	0- 0	0- 1	5- 4			
3- 3	0- 0	0- 0	HOME	0- 0	0- 1	3- 2			
2- 2	0- 0	0- 0	AWAY	0- 0	0- 0	2- 2			
0- 0	0- 0	0- 0	NEUTRAL	0- 0	0- 0	0- 0			

RPI 1-25	RPI 26-50	RPI 51-100	RPI 101+	Team's RPI: 265
RPI S Opponent Score	RPI S Opponent Score	RPI S Opponent Score	RPI S Opponent Score	
	43 James Madison 53 93		130 Campbell 55 70	
			139 Florida 54 71	
			160 Hampton 55 72	
			179 Norfolk St. 46 49	
			209 High Point 69 76	
			225 Brown 86 76	
			232 Radford 61 62	
			237 UNC Asheville 73 56	
			239 Gardner-Webb 80 70	
			249 UNCW 59 58	
			258 Winthrop 63 74	
			261 Delaware St. 78 62	
			270 Wofford 76 79	
			271 East Carolina 61 64	
			304 Presbyterian 71 60	
			323 UMES 71 62	
			338 USC Upstate 70 62	
			340 Charleston So. 84 64	
LAST 10 Division I				
160 Hampton 55 72	338 USC Upstate 70 62			
237 UNC Asheville 73 56	340 Charleston So. 84 64			
258 Winthrop 63 74	130 Campbell 55 70			
209 High Point 69 76	304 Presbyterian 71 60			
232 Radford 61 62	239 Gardner-Webb 80 70			

Non-Div I Games:

Longwood

Louisiana

Through Games Of Feb. 1, 2020

Average RPI Win:	242	WON-LOST	WINNING	LAST 10	STRENGTH OF	OPP. STRENGTH	TEAM	ADJ.	CONF.	ADJ CONF.
Average RPI Loss:	165	RECORD	PCT. RANK	GAMES	SCHEDULE	OF SCHEDULE	RPI	RPI	RPI	RPI
DIV. I ONLY	11- 7	112	6-4	273	236	154	154	22	22	
DIV. I NON-CONF.	5- 4	140	0-1	224	238	139	139	21	21	
TOTALS	RPI 1-25	RPI 26-50	W-L RECORDS	RPI 51-100	RPI 101-150	RPI 150+				
11- 7	0- 1	0- 0	OVERALL	1- 0	0- 2	10- 4				
5- 2	0- 1	0- 0	HOME	0- 0	0- 0	5- 1				
6- 5	0- 0	0- 0	AWAY	1- 0	0- 2	5- 3				
0- 0	0- 0	0- 0	NEUTRAL	0- 0	0- 0	0- 0				
5- 4	0- 1	0- 0	NON-CONFERENCE	0- 0	0- 1	5- 2				
2- 1	0- 1	0- 0	HOME	0- 0	0- 0	2- 0				
3- 3	0- 0	0- 0	AWAY	0- 0	0- 1	3- 2				
0- 0	0- 0	0- 0	NEUTRAL	0- 0	0- 0	0- 0				
6- 3	0- 0	0- 0	CONFERENCE	1- 0	0- 1	5- 2				
3- 1	0- 0	0- 0	HOME	0- 0	0- 0	3- 1				
3- 2	0- 0	0- 0	AWAY	1- 0	0- 1	2- 1				
0- 0	0- 0	0- 0	NEUTRAL	0- 0	0- 0	0- 0				

RPI 1-25			RPI 26-50			RPI 51-100			RPI 101+ Team's RPI: 154		
RPI	S	Opponent	Score	RPI	S	Opponent	Score	RPI	S	Opponent	Score
14	H	Mississippi St.	48 64					62	A	Troy	79 73
								113	A	UT Arlington	52 79
								144	A	Sam Houston St.	73 77
								159	A	New Orleans	65 60
								161	A	Jackson St.	54 65
								176	H	Little Rock	44 59
								202	H	Arkansas St.	83 43
								213	A	Lamar University	74 63
								223	H	Southeastern La.	60 50
								255	H	South Alabama	73 68
								256	A	North Texas	66 69
								268	A	Ole Miss	53 42
								276	A	Texas St.	73 67
								292	A	Ga. Southern	67 83
								328	A	Georgia St.	75 65
								332	H	McNeese	75 55
								348	H	La.-Monroe	68 55
LAST 10 Division I											
176	H	Little Rock	44 59	62	A	Troy	79 73				
348	H	La.-Monroe	68 55	255	H	South Alabama	73 68				
202	H	Arkansas St.	83 43	292	A	Ga. Southern	67 83				
276	A	Texas St.	73 67	328	A	Georgia St.	75 65				
113	A	UT Arlington	52 79	161	A	Jackson St.	54 65				

Non-Div I Games: Loyola (LA) 67 51 Xavier (LA) 62 49

Louisiana

Loss, Non-Conf, S Site, H Home A Away N Neutral

Average RPI Win:	219	WON-LOST	WINNING	LAST 10	STRENGTH OF	OPP. STRENGTH	TEAM	ADJ.	CONF.	ADJ CONF.
Average RPI Loss:	164	RECORD	PCT. RANK	GAMES	SCHEDULE	OF SCHEDULE	RPI	RPI	RPI	RPI
DIV. I ONLY	8- 10	216	3-7	213	182	234	234	13	13	
DIV. I NON-CONF.	6- 3	90	1-0	331	245	218	218	14	14	
TOTALS	RPI 1-25	RPI 26-50	W-L RECORDS	RPI 51-100	RPI 101-150	RPI 150+				
8- 10	0- 0	0- 1	OVERALL	1- 2	0- 2	7- 5				
7- 3	0- 0	0- 0	HOME	1- 0	0- 1	6- 2				
1- 7	0- 0	0- 1	AWAY	0- 2	0- 1	1- 3				
0- 0	0- 0	0- 0	NEUTRAL	0- 0	0- 0	0- 0				
6- 3	0- 0	0- 0	NON-CONFERENCE	0- 0	0- 1	6- 2				
5- 1	0- 0	0- 0	HOME	0- 0	0- 0	5- 1				
1- 2	0- 0	0- 0	AWAY	0- 0	0- 1	1- 1				
0- 0	0- 0	0- 0	NEUTRAL	0- 0	0- 0	0- 0				
2- 7	0- 0	0- 1	CONFERENCE	1- 2	0- 1	1- 3				
2- 2	0- 0	0- 0	HOME	1- 0	0- 1	1- 1				
0- 5	0- 0	0- 1	AWAY	0- 2	0- 0	0- 2				
0- 0	0- 0	0- 0	NEUTRAL	0- 0	0- 0	0- 0				

RPI 1-25				RPI 26-50				RPI 51-100				RPI 101+				Team's RPI: 234	
RPI	S	Opponent	Score	RPI	S	Opponent	Score	RPI	S	Opponent	Score	RPI	S	Opponent	Score		
				31	A	Old Dominion	61 77	59	H	Middle Tenn.	78 60	116	H	UAB	51 71		
								67	A	Charlotte	37 55	146	A	Houston	53 67		
								98	A	Rice	47 60	167	H	Wichita St.	80 88		
												176	A	Little Rock	43 38		
												181	H	Memphis	83 74		
												194	A	Southern Miss.	60 66		
												202	H	Arkansas St.	67 54		
												223	H	Southeastern La.	92 78		
												231	H	UTEP	87 80		
												256	A	North Texas	69 74		
												268	A	Ole Miss	53 76		
												299	H	UTSA	73 82		
												332	H	McNeese	79 54		
												344	H	Grambling	70 66		
LAST 10 Division I																	
				31	A	Old Dominion	61 77	98	A	Rice	47 60						
				67	A	Charlotte	37 55	231	H	UTEP	87 80						
				116	H	UAB	51 71	299	H	UTSA	73 82						
				59	H	Middle Tenn.	78 60	194	A	Southern Miss.	60 66						
				256	A	North Texas	69 74	202	H	Arkansas St.	67 54						

Non-Div I Games: Loyola (LA) 71 52 LSU-Alexandria 93 61

Louisiana Tech

Loss, Non-Conf, S Site, H Home A Away N Neutral

Average RPI Win: 99		WON-LOST	WINNING	LAST 10	STRENGTH OF	OPP. STRENGTH	TEAM	ADJ.	CONF.	ADJ CONF.
Average RPI Loss: 33		RECORD	PCT. RANK	GAMES	SCHEDULE	OF SCHEDULE	RPI	RPI	RPI	RPI
DIV. I ONLY		21- 1	2	10-0	48	1	3	3	5	5
DIV. I NON-CONF.		11- 1	13	0	8	5	1	1	3	3
TOTALS		RPI 1-25	RPI 26-50		W-L RECORDS		RPI 51-100	RPI 101-150	RPI 150+	
21- 1	3- 0	4- 1		OVERALL		5- 0	4- 0	5- 0		
10- 0	1- 0	3- 0		HOME		1- 0	2- 0	3- 0		
8- 1	1- 0	0- 1		AWAY		4- 0	1- 0	2- 0		
3- 0	1- 0	1- 0		NEUTRAL		0- 0	1- 0	0- 0		
11- 1	3- 0	2- 1		NON-CONFERENCE		1- 0	2- 0	3- 0		
5- 0	1- 0	1- 0		HOME		0- 0	1- 0	2- 0		
3- 1	1- 0	0- 1		AWAY		1- 0	0- 0	1- 0		
3- 0	1- 0	1- 0		NEUTRAL		0- 0	1- 0	0- 0		
10- 0	0- 0	2- 0		CONFERENCE		4- 0	2- 0	2- 0		
5- 0	0- 0	2- 0		HOME		1- 0	1- 0	1- 0		
5- 0	0- 0	0- 0		AWAY		3- 0	1- 0	1- 0		
0- 0	0- 0	0- 0		NEUTRAL		0- 0	0- 0	0- 0		

RPI	S	Opponent	Score	RPI	S	Opponent	Score	RPI	S	Opponent	Score	RPI	S	Opponent	Score
1	N	Oregon	72 62	32	H	Western Ky.	75 56	55	A	Miami (FL)	87 41	102	H	Boise St.	98 82
17	H	Central Mich.	76 63	33	A	Ohio St.	60 67	58	A	North Carolina	74 67	105	H	Syracuse	62 58
21	A	Kentucky	67 66	38	H	Duke	60 55	64	A	Boston College	81 70	113	N	UT Arlington	76 67
				42	H	Virginia	71 56	73	A	UT Martin	71 63	126	A	Notre Dame	86 54
				48	N	Oklahoma St.	69 48	89	H	Wake Forest	75 61	175	A	Clemson	75 50
												208	H	Murray St.	76 40
												210	A	Northern Ky.	85 57
												219	H	Chattanooga	86 37
												273	H	Pittsburgh	83 49
LAST 10 Division I															
126	A	Notre Dame	86 54	89	H	Wake Forest	75 61								
273	H	Pittsburgh	83 49	55	A	Miami (FL)	87 41								
42	H	Virginia	71 56	38	H	Duke	60 55								
58	A	North Carolina	74 67	175	A	Clemson	75 50								
64	A	Boston College	81 70	105	H	Syracuse	62 58								

Non-Div I Games:

Louisville

■ Loss,
 ■ Non-Conf, S Site,
 ■ Home
 ■ Away
 N Neutral

Average RPI Win:	237	WON-LOST	WINNING	LAST 10	STRENGTH OF	OPP. STRENGTH	TEAM	ADJ.	CONF.	ADJ CONF.
Average RPI Loss:	74	RECORD	PCT. RANK	GAMES	SCHEDULE	OF SCHEDULE	RPI	RPI	RPI	RPI
DIV. I ONLY	13- 6	67	4-6	207	172	114	114	7	7	
DIV. I NON-CONF.	9- 2	38	0-2	292	295	122	122	7	7	
TOTALS	RPI 1-25	RPI 26-50	W-L RECORDS	RPI 51-100	RPI 101-150	RPI 150+				
13- 6	0- 2	0- 1	OVERALL	2- 1	0- 0	11- 2				
5- 4	0- 2	0- 0	HOME	2- 1	0- 0	3- 1				
8- 2	0- 0	0- 1	AWAY	0- 0	0- 0	8- 1				
0- 0	0- 0	0- 0	NEUTRAL	0- 0	0- 0	0- 0				
9- 2	0- 1	0- 0	NON-CONFERENCE	0- 0	0- 0	9- 1				
3- 2	0- 1	0- 0	HOME	0- 0	0- 0	3- 1				
6- 0	0- 0	0- 0	AWAY	0- 0	0- 0	6- 0				
0- 0	0- 0	0- 0	NEUTRAL	0- 0	0- 0	0- 0				
4- 4	0- 1	0- 1	CONFERENCE	2- 1	0- 0	2- 1				
2- 2	0- 1	0- 0	HOME	2- 1	0- 0	0- 0				
2- 2	0- 0	0- 1	AWAY	0- 0	0- 0	2- 1				
0- 0	0- 0	0- 0	NEUTRAL	0- 0	0- 0	0- 0				

RPI 1-25				RPI 26-50				RPI 51-100				RPI 101+ Team's RPI: 114			
RPI	S	Opponent	Score	RPI	S	Opponent	Score	RPI	S	Opponent	Score	RPI	S	Opponent	Score
11	H	Missouri St.	72 74	50	A	UNI	50 70	52	H	Bradley	47 60	151	H	Western Mich.	60 70
20	H	DePaul	76 83					74	H	Illinois St.	69 64	156	A	Portland	78 64
								91	H	Southern Ill.	51 49	157	A	Valparaiso	64 66
												164	H	Dartmouth	61 40
												226	H	Bowling Green	84 76
												227	A	Eastern Ill.	67 51
												245	A	UMKC	72 67
												277	A	Indiana St.	58 51
												295	H	Vermont	78 76
												324	A	Evansville	71 61
												325	A	Detroit Mercy	89 60
												326	A	SIUE	63 50
												347	A	Chicago St.	98 53
LAST 10 Division I															
50	A	UNI	50 70	324	A	Evansville	71 61								
157	A	Valparaiso	64 66	91	H	Southern Ill.	51 49								
74	H	Illinois St.	69 64	11	H	Missouri St.	72 74								
52	H	Bradley	47 60	151	H	Western Mich.	60 70								
277	A	Indiana St.	58 51	20	H	DePaul	76 83								

Non-Div I Games:

Loyola Chicago

■ Loss,
 ■ Non-Conf, S Site,
 ■ Home
 ■ Away
 N Neutral

Average RPI Win:	238	WON-LOST	WINNING	LAST 10	STRENGTH OF	OPP. STRENGTH	TEAM	ADJ.	CONF.	ADJ CONF.
Average RPI Loss:	157	RECORD	PCT. RANK	GAMES	SCHEDULE	OF SCHEDULE	RPI	RPI	RPI	RPI
DIV. I ONLY	6- 15	286	3-7	181	177	274	274	15	15	
DIV. I NON-CONF.	3- 8	268	0	230	189	269	269	16	16	
TOTALS	RPI 1-25	RPI 26-50	W-L RECORDS	RPI 51-100	RPI 101-150	RPI 150+				
6- 15	0- 2	0- 0	OVERALL	1- 1	0- 3	5- 9				
4- 5	0- 0	0- 0	HOME	1- 1	0- 2	3- 2				
2- 9	0- 2	0- 0	AWAY	0- 0	0- 1	2- 6				
0- 1	0- 0	0- 0	NEUTRAL	0- 0	0- 0	0- 1				
3- 8	0- 2	0- 0	NON-CONFERENCE	0- 0	0- 1	3- 5				
2- 1	0- 0	0- 0	HOME	0- 0	0- 0	2- 1				
1- 6	0- 2	0- 0	AWAY	0- 0	0- 1	1- 3				
0- 1	0- 0	0- 0	NEUTRAL	0- 0	0- 0	0- 1				
3- 7	0- 0	0- 0	CONFERENCE	1- 1	0- 2	2- 4				
2- 4	0- 0	0- 0	HOME	1- 1	0- 2	1- 1				
1- 3	0- 0	0- 0	AWAY	0- 0	0- 0	1- 3				
0- 0	0- 0	0- 0	NEUTRAL	0- 0	0- 0	0- 0				

RPI 1-25				RPI 26-50				RPI 51-100				RPI 101+ Team's RPI: 274			
RPI	S	Opponent	Score	RPI	S	Opponent	Score	RPI	S	Opponent	Score	RPI	S	Opponent	Score
7	A	Maryland	45 105					76	H	Bucknell	60 50	123	H	Holy Cross	56 64
15	A	Northwestern	46 67					86	H	Colgate	74 76	126	A	Notre Dame	60 84
												141	H	Lehigh	53 55
												162	A	Lafayette	52 55
												164	H	Dartmouth	72 56
												172	A	Boston U.	42 44
												172	H	Boston U.	39 41
												178	A	Fla. Atlantic	61 72
												183	A	American	44 63
												197	N	Wright St.	51 66
												224	A	Mt. St. Mary's	75 81
												262	H	Howard	69 75
												280	H	Monmouth	64 48
												286	H	Army West Point	68 59
												290	A	Navy	50 44
												308	A	St. Francis Brooklyn	78 89
												331	A	Fairleigh Dickinson	75 46
LAST 10 Division I															
290	A	Navy	50 44	172	A	Boston U.	42 44								
172	H	Boston U.	39 41	162	A	Lafayette	52 55								
76	H	Bucknell	60 50	86	H	Colgate	74 76								
183	A	American	44 63	141	H	Lehigh	53 55								
286	H	Army West Point	68 59	123	H	Holy Cross	56 64								

Non-Div I Games:

Loyola Maryland

■ Loss,
 ■ Non-Conf,
 ■ S Site,
 ■ H Home
 ■ A Away
 N Neutral

Maine

Through Games Of Feb. 1, 2020

Average RPI Win: 277	WON-LOST	WINNING	LAST 10	STRENGTH OF	OPP. STRENGTH	TEAM	ADJ.	CONF.	ADJ CONF.
Average RPI Loss: 130	RECORD	PCT. RANK	GAMES	SCHEDULE	OF SCHEDULE	RPI	RPI	RPI	RPI
DIV. I ONLY	8- 14	250	5-5	195	201	247	247	28	28
DIV. I NON-CONF.	3- 10	282	0-1	87	74	241	241	27	27
TOTALS	RPI 1-25	RPI 26-50	W-L RECORDS	RPI 51-100	RPI 101-150	RPI 150+			
8- 14	0- 2	0- 1	OVERALL	0- 3	1- 2	7- 6			
5- 4	0- 0	0- 0	HOME	0- 0	1- 2	4- 2			
3- 7	0- 1	0- 0	AWAY	0- 2	0- 0	3- 4			
0- 3	0- 1	0- 1	NEUTRAL	0- 1	0- 0	0- 0			
3- 10	0- 2	0- 1	NON-CONFERENCE	0- 2	1- 2	2- 3			
2- 3	0- 0	0- 0	HOME	0- 0	1- 2	1- 1			
1- 4	0- 1	0- 0	AWAY	0- 1	0- 0	1- 2			
0- 3	0- 1	0- 1	NEUTRAL	0- 1	0- 0	0- 0			
5- 4	0- 0	0- 0	CONFERENCE	0- 1	0- 0	5- 3			
3- 1	0- 0	0- 0	HOME	0- 0	0- 0	3- 1			
2- 3	0- 0	0- 0	AWAY	0- 1	0- 0	2- 2			
0- 0	0- 0	0- 0	NEUTRAL	0- 0	0- 0	0- 0			

RPI 1-25				RPI 26-50				RPI 51-100				RPI 101+ Team's RPI: 247			
RPI	S	Opponent	Score	RPI	S	Opponent	Score	RPI	S	Opponent	Score	RPI	S	Opponent	Score
18	A	NC State	34 62	30	N	Drake	62 94	72	A	Drexel	57 70	125	H	Harvard	40 69
25	N	Arizona St.	31 57					84	A	Stony Brook	69 73	128	H	Northeastern	58 66
								85	N	Dayton	49 78	133	H	Green Bay	61 60
												164	A	Dartmouth	41 57
												172	H	Boston U.	49 62
												186	A	Binghamton	63 73
												203	A	UMass Lowell	57 66
												222	A	Delaware	69 56
												225	A	Brown	70 76
												275	H	New Hampshire	67 50
												290	H	Navy	46 41
												295	A	Vermont	65 47
												302	H	UMBC	54 74
												312	H	Albany (NY)	60 49
												346	A	Hartford	69 52
												346	H	Hartford	87 73
LAST 10 Division I															
346	A	Hartford	69 52	312	H	Albany (NY)	60 49								
302	H	UMBC	54 74	275	H	New Hampshire	67 50								
295	A	Vermont	65 47	84	A	Stony Brook	69 73								
186	A	Binghamton	63 73	346	H	Hartford	87 73								
203	A	UMass Lowell	57 66	72	A	Drexel	57 70								

Non-Div I Games: Husson 104 43

Maine

■ Loss,
 ■ Non-Conf,
 ■ S Site,
 ■ Home
 ■ A Away
 N Neutral

Average RPI Win:	287	WON-LOST	WINNING	LAST 10	STRENGTH OF	OPP. STRENGTH	TEAM	ADJ.	CONF.	ADJ CONF.
Average RPI Loss:	130	RECORD	PCT. RANK	GAMES	SCHEDULE	OF SCHEDULE	RPI	RPI	RPI	RPI
DIV. I ONLY	9- 11	205	6-4	206	304	215	215	24	24	
DIV. I NON-CONF.	3- 6	235	0	79	251	197	197	25	25	
TOTALS	RPI 1-25	RPI 26-50	W-L RECORDS	RPI 51-100	RPI 101-150	RPI 150+				
9- 11	0- 0	0- 0	OVERALL	0- 5	0- 2	9- 4				
6- 3	0- 0	0- 0	HOME	0- 1	0- 2	6- 0				
3- 8	0- 0	0- 0	AWAY	0- 4	0- 0	3- 4				
0- 0	0- 0	0- 0	NEUTRAL	0- 0	0- 0	0- 0				
3- 6	0- 0	0- 0	NON-CONFERENCE	0- 3	0- 2	3- 1				
2- 2	0- 0	0- 0	HOME	0- 0	0- 2	2- 0				
1- 4	0- 0	0- 0	AWAY	0- 3	0- 0	1- 1				
0- 0	0- 0	0- 0	NEUTRAL	0- 0	0- 0	0- 0				
6- 5	0- 0	0- 0	CONFERENCE	0- 2	0- 0	6- 3				
4- 1	0- 0	0- 0	HOME	0- 1	0- 0	4- 0				
2- 4	0- 0	0- 0	AWAY	0- 1	0- 0	2- 3				
0- 0	0- 0	0- 0	NEUTRAL	0- 0	0- 0	0- 0				

RPI 1-25				RPI 26-50				RPI 51-100				RPI 101+				Team's RPI: 215	
RPI	S	Opponent	Score	RPI	S	Opponent	Score	RPI	S	Opponent	Score	RPI	S	Opponent	Score		
								57	A	Nebraska	51	71	110	H	Duquesne	65	76
								79	A	Villanova	51	63	112	H	Fordham	45	51
								83	H	Marist	66	71	162	A	Lafayette	53	60
								84	A	Stony Brook	54	59	164	H	Dartmouth	70	58
								87	A	Rider	53	76	165	A	Quinnipiac	58	70
													207	A	Fairfield	47	87
													238	H	Iona	54	32
													246	H	Niagara	68	65
													280	A	Monmouth	60	62
													286	H	Army West Point	86	56
													306	A	Siena	80	50
													331	A	Fairleigh Dickinson	62	61
													336	A	Saint Peter's	85	52
													336	H	Saint Peter's	68	64
													341	H	Canisius	68	50
LAST 10 Division I																	
				336	H	Saint Peter's	68	64	306	A	Siena	80	50				
				87	A	Rider	53	76	165	A	Quinnipiac	58	70				
				238	H	Iona	54	32	336	A	Saint Peter's	85	52				
				207	A	Fairfield	47	87	246	H	Niagara	68	65				
				83	H	Marist	66	71	341	H	Canisius	68	50				

Non-Div I Games:

Manhattan

■ Loss,
■ Non-Conf,
■ S Site,
■ H Home
■ A Away
N Neutral

Average RPI Win:	223	WON-LOST	WINNING	LAST 10	STRENGTH OF	OPP. STRENGTH	TEAM	ADJ.	CONF.	ADJ CONF.
Average RPI Loss:	83	RECORD	PCT. RANK	GAMES	SCHEDULE	OF SCHEDULE	RPI	RPI	RPI	RPI
DIV. I ONLY	15- 4	38	8-2	196	197	83	83	24	24	
DIV. I NON-CONF.	7- 2	54	0	81	54	41	41	25	25	
TOTALS	RPI 1-25	RPI 26-50	W-L RECORDS	RPI 51-100	RPI 101-150	RPI 150+				
15- 4	0- 2	0- 0	OVERALL	1- 1	2- 0	12- 1				
7- 2	0- 1	0- 0	HOME	0- 1	1- 0	6- 0				
6- 2	0- 1	0- 0	AWAY	0- 0	1- 0	5- 1				
2- 0	0- 0	0- 0	NEUTRAL	1- 0	0- 0	1- 0				
7- 2	0- 2	0- 0	NON-CONFERENCE	1- 0	2- 0	4- 0				
3- 1	0- 1	0- 0	HOME	0- 0	1- 0	2- 0				
2- 1	0- 1	0- 0	AWAY	0- 0	1- 0	1- 0				
2- 0	0- 0	0- 0	NEUTRAL	1- 0	0- 0	1- 0				
8- 2	0- 0	0- 0	CONFERENCE	0- 1	0- 0	8- 1				
4- 1	0- 0	0- 0	HOME	0- 1	0- 0	4- 0				
4- 1	0- 0	0- 0	AWAY	0- 0	0- 0	4- 1				
0- 0	0- 0	0- 0	NEUTRAL	0- 0	0- 0	0- 0				

RPI 1-25				RPI 26-50				RPI 51-100 Team's RPI: 83				RPI 101+			
RPI	S	Opponent	Score	RPI	S	Opponent	Score	RPI	S	Opponent	Score	RPI	S	Opponent	Score
17	A	Central Mich.	54 77					81	N	North Florida	69 54	113	A	UT Arlington	73 57
19	H	Princeton	50 62					87	H	Rider	72 76	133	H	Green Bay	72 60
												155	H	Elon	63 55
												165	H	Quinnipiac	73 60
												172	A	Boston U.	89 75
												207	A	Fairfield	48 52
												215	A	Manhattan	71 66
												246	A	Niagara	94 67
												246	H	Niagara	82 57
												266	N	Lipscomb	74 63
												280	A	Monmouth	74 53
												280	H	Monmouth	76 66
												312	H	Albany (NY)	76 52
												336	H	Saint Peter's	96 76
												341	A	Canisius	90 59
LAST 10 Division I															
246	H	Niagara	82 57	87	H	Rider	72 76	246	A	Niagara	94 67				
207	A	Fairfield	48 52	341	A	Canisius	90 59	336	H	Saint Peter's	96 76				
280	A	Monmouth	74 53	280	H	Monmouth	76 66								
165	H	Quinnipiac	73 60												
215	A	Manhattan	71 66												

Non-Div I Games:

Marist

■ Loss,
 ■ Non-Conf,
 S Site,
 ■ Home
 ■ Away
 N Neutral

Average RPI Win:	155	WON-LOST	WINNING	LAST 10	STRENGTH OF	OPP. STRENGTH	TEAM	ADJ.	CONF.	ADJ CONF.
Average RPI Loss:	34	RECORD	PCT. RANK	GAMES	SCHEDULE	OF SCHEDULE	RPI	RPI	RPI	RPI
DIV. I ONLY	16- 5	41	7-3	78	55	37	37	6	6	
DIV. I NON-CONF.	9- 2	38	0	75	65	40	40	6	6	
TOTALS	RPI 1-25	RPI 26-50	W-L RECORDS	RPI 51-100	RPI 101-150	RPI 150+				
16- 5	0- 3	1- 1	OVERALL	5- 1	3- 0	7- 0				
9- 2	0- 2	1- 0	HOME	4- 0	1- 0	3- 0				
6- 3	0- 1	0- 1	AWAY	1- 1	2- 0	3- 0				
1- 0	0- 0	0- 0	NEUTRAL	0- 0	0- 0	1- 0				
9- 2	0- 2	0- 0	NON-CONFERENCE	3- 0	1- 0	5- 0				
4- 2	0- 2	0- 0	HOME	2- 0	0- 0	2- 0				
4- 0	0- 0	0- 0	AWAY	1- 0	1- 0	2- 0				
1- 0	0- 0	0- 0	NEUTRAL	0- 0	0- 0	1- 0				
7- 3	0- 1	1- 1	CONFERENCE	2- 1	2- 0	2- 0				
5- 0	0- 0	1- 0	HOME	2- 0	1- 0	1- 0				
2- 3	0- 1	0- 1	AWAY	0- 1	1- 0	1- 0				
0- 0	0- 0	0- 0	NEUTRAL	0- 0	0- 0	0- 0				

RPI 1-25				RPI 26-50				Team's RPI: 37				RPI 51-100				RPI 101+			
RPI	S	Opponent	Score	RPI	S	Opponent	Score	RPI	S	Opponent	Score	RPI	S	Opponent	Score	RPI	S	Opponent	Score
14	H	Mississippi St.	68 74	28	A	Creighton	62 72	65	H	Belmont	53 51	133	A	Green Bay	60 47				
15	H	Northwestern	56 64	44	H	St. John's (NY)	94 85	70	A	South Dakota St.	65 58	134	A	Providence	60 50				
20	A	DePaul	71 89					74	H	Illinois St.	58 41	134	H	Providence	85 55				
								79	H	Villanova	57 52	174	A	Saint Mary's (CA)	77 63				
								80	H	Seton Hall	81 60	229	H	Georgetown	73 51				
								95	A	Butler	55 61	233	H	Morgan St.	70 48				
												240	A	Xavier	80 60				
												241	A	Milwaukee	78 56				
												244	N	Tulsa	61 60				
												308	H	St. Francis Brooklyn	92 71				
LAST 10 Division I																			
134	H	Providence	85 55	80	H	Seton Hall	81 60												
79	H	Villanova	57 52	44	H	St. John's (NY)	94 85												
229	H	Georgetown	73 51	134	A	Providence	60 50												
240	A	Xavier	80 60	28	A	Creighton	62 72												
95	A	Butler	55 61	20	A	DePaul	71 89												

Non-Div I Games:

Marquette

Average RPI Win: 225	WON-LOST	WINNING	LAST 10	STRENGTH OF	OPP. STRENGTH	TEAM	ADJ.	CONF.	ADJ CONF.
Average RPI Loss: 136	RECORD	PCT. RANK	GAMES	SCHEDULE	OF SCHEDULE	RPI	RPI	RPI	RPI
DIV. I ONLY	6- 12	260	3-7	188	133	257	257	13	13
DIV. I NON-CONF.	3- 6	235	0-1	335	204	315	315	14	14
TOTALS	RPI 1-25	RPI 26-50	W-L RECORDS	RPI 51-100	RPI 101-150	RPI 150+			
6- 12	0- 0	0- 3	OVERALL	0- 4	1- 0	5- 5			
4- 5	0- 0	0- 1	HOME	0- 1	1- 0	3- 3			
2- 7	0- 0	0- 2	AWAY	0- 3	0- 0	2- 2			
0- 0	0- 0	0- 0	NEUTRAL	0- 0	0- 0	0- 0			
3- 6	0- 0	0- 1	NON-CONFERENCE	0- 1	0- 0	3- 4			
2- 2	0- 0	0- 0	HOME	0- 0	0- 0	2- 2			
1- 4	0- 0	0- 1	AWAY	0- 1	0- 0	1- 2			
0- 0	0- 0	0- 0	NEUTRAL	0- 0	0- 0	0- 0			
3- 6	0- 0	0- 2	CONFERENCE	0- 3	1- 0	2- 1			
2- 3	0- 0	0- 1	HOME	0- 1	1- 0	1- 1			
1- 3	0- 0	0- 1	AWAY	0- 2	0- 0	1- 0			
0- 0	0- 0	0- 0	NEUTRAL	0- 0	0- 0	0- 0			

RPI 1-25				RPI 26-50				RPI 51-100				RPI 101+				Team's RPI: 257	
RPI	S	Opponent	Score	RPI	S	Opponent	Score	RPI	S	Opponent	Score	RPI	S	Opponent	Score		
				31	A	Old Dominion	46 57	59	H	Middle Tenn.	55 75	116	H	UAB	61 56		
				32	H	Western Ky.	65 74	67	A	Charlotte	46 52	168	A	Towson	56 59		
				39	A	Rutgers	41 66	68	A	Ohio	51 67	178	H	Fla. Atlantic	85 75		
								98	A	Rice	43 81	179	H	Norfolk St.	75 69		
												226	H	Bowling Green	69 82		
												233	H	Morgan St.	52 57		
												256	A	North Texas	68 59		
												277	A	Indiana St.	72 60		
												283	H	FIU	65 68		
												324	A	Evansville	62 66		
												343	H	Coppin St.	60 47		
LAST 10 Division I																	
				178	H	Fla. Atlantic	85 75	116	H	UAB	61 56						
				283	H	FIU	65 68	59	H	Middle Tenn.	55 75						
				32	H	Western Ky.	65 74	256	A	North Texas	68 59						
				31	A	Old Dominion	46 57	98	A	Rice	43 81						
				67	A	Charlotte	46 52	168	A	Towson	56 59						

Non-Div I Games: Alderson Broadus 85 41 Ky. Christian 89 40

Marshall

■ Loss,
 ■ Non-Conf, S Site,
 ■ Home
 ■ Away
 N Neutral

Average RPI Win:	121	WON-LOST	WINNING	LAST 10	STRENGTH OF	OPP. STRENGTH	TEAM	ADJ.	CONF.	ADJ CONF.
Average RPI Loss:	11	RECORD	PCT. RANK	GAMES	SCHEDULE	OF SCHEDULE	RPI	RPI	RPI	RPI
DIV. I ONLY	17- 4	31	8-2	11	9	7	7	2	2	
DIV. I NON-CONF.	9- 2	38	0	92	78	41	41	2	2	
TOTALS	RPI 1-25	RPI 26-50	W-L RECORDS	RPI 51-100	RPI 101-150	RPI 150+				
17- 4	2- 4	5- 0	OVERALL	2- 0	2- 0	6- 0				
10- 1	2- 1	2- 0	HOME	1- 0	1- 0	4- 0				
5- 3	0- 3	3- 0	AWAY	0- 0	1- 0	1- 0				
2- 0	0- 0	0- 0	NEUTRAL	1- 0	0- 0	1- 0				
9- 2	0- 2	1- 0	NON-CONFERENCE	1- 0	1- 0	6- 0				
5- 1	0- 1	0- 0	HOME	0- 0	1- 0	4- 0				
2- 1	0- 1	1- 0	AWAY	0- 0	0- 0	1- 0				
2- 0	0- 0	0- 0	NEUTRAL	1- 0	0- 0	1- 0				
8- 2	2- 2	4- 0	CONFERENCE	1- 0	1- 0	0- 0				
5- 0	2- 0	2- 0	HOME	1- 0	0- 0	0- 0				
3- 2	0- 2	2- 0	AWAY	0- 0	1- 0	0- 0				
0- 0	0- 0	0- 0	NEUTRAL	0- 0	0- 0	0- 0				

RPI	S	Opponent	Score	RPI	S	Opponent	Score	RPI	S	Opponent	Score	RPI	S	Opponent	Score
2	H	South Carolina	54 63	33	A	Ohio St.	85 65	57	H	Nebraska	87 69	131	H	George Washington	88 54
8	A	Iowa	61 66	33	H	Ohio St.	72 62	65	N	Belmont	90 26	149	A	Illinois	79 60
13	H	Indiana	76 62	43	A	James Madison	70 68					165	H	Quinnipiac	107 52
15	A	Northwestern	58 81	46	A	Michigan	77 49					175	N	Clemson	63 44
15	H	Northwestern	70 61	46	H	Michigan	70 55					222	H	Delaware	99 55
18	A	NC State	59 66									269	H	Wagner	119 56
												274	H	Loyola Maryland	105 45
												328	A	Georgia St.	114 41
LAST 10 Division I															
33	A	Ohio St.	85 65	46	A	Michigan	77 49								
15	H	Northwestern	70 61	8	A	Iowa	61 66								
149	A	Illinois	79 60	33	H	Ohio St.	72 62								
13	H	Indiana	76 62	15	A	Northwestern	58 81								
57	H	Nebraska	87 69	46	H	Michigan	70 55								

Non-Div I Games:

Maryland

Massachusetts

Through Games Of Feb. 1, 2020

Average RPI Win:	223	WON-LOST	WINNING	LAST 10	STRENGTH OF	OPP. STRENGTH	TEAM	ADJ.	CONF.	ADJ CONF.
Average RPI Loss:	132	RECORD	PCT. RANK	GAMES	SCHEDULE	OF SCHEDULE	RPI	RPI	RPI	RPI
DIV. I ONLY	14- 6	58	7-3	277	155	143	143	12	12	
DIV. I NON-CONF.	9- 3	63	2-0	296	258	151	151	12	12	
TOTALS	RPI 1-25	RPI 26-50	W-L RECORDS	RPI 51-100	RPI 101-150	RPI 150+				
14- 6	0- 0	0- 1	OVERALL	0- 0	3- 3	11- 2				
8- 3	0- 0	0- 0	HOME	0- 0	2- 2	6- 1				
6- 3	0- 0	0- 1	AWAY	0- 0	1- 1	5- 1				
0- 0	0- 0	0- 0	NEUTRAL	0- 0	0- 0	0- 0				
9- 3	0- 0	0- 1	NON-CONFERENCE	0- 0	1- 1	8- 1				
5- 2	0- 0	0- 0	HOME	0- 0	1- 1	4- 1				
4- 1	0- 0	0- 1	AWAY	0- 0	0- 0	4- 0				
0- 0	0- 0	0- 0	NEUTRAL	0- 0	0- 0	0- 0				
5- 3	0- 0	0- 0	CONFERENCE	0- 0	2- 2	3- 1				
3- 1	0- 0	0- 0	HOME	0- 0	1- 1	2- 0				
2- 2	0- 0	0- 0	AWAY	0- 0	1- 1	1- 1				
0- 0	0- 0	0- 0	NEUTRAL	0- 0	0- 0	0- 0				

RPI S	Opponent	Score	RPI S	Opponent	Score	RPI S	Opponent	Score	RPI S	Opponent	Score	Team's RPI: 143
			44 A	St. John's (NY)	71 82				101 H	VCU	46 61	
									110 A	Duquesne	81 77	
									123 H	Holy Cross	75 72	
									124 H	Richmond	64 50	
									131 A	George Washington	47 50	
									134 H	Providence	63 72	
									172 A	Boston U.	58 45	
									177 A	Rhode Island	66 69	
									203 A	UMass Lowell	74 58	
									204 H	La Salle	76 62	
									205 H	Saint Joseph's	61 43	
									206 H	Merrimack	64 79	
									225 H	Brown	95 42	
									238 A	Iona	65 51	
									275 H	New Hampshire	67 65	
									289 A	St. Bonaventure	62 52	
									295 A	Vermont	83 49	
									306 H	Siena	61 55	
									346 H	Hartford	74 48	
LAST 10 Division I												
			124 H	Richmond	64 50				205 H	Saint Joseph's	61 43	
			131 A	George Washington	47 50				289 A	St. Bonaventure	62 52	
			101 H	VCU	46 61				110 A	Duquesne	81 77	
			177 A	Rhode Island	66 69				238 A	Iona	65 51	
			204 H	La Salle	76 62				306 H	Siena	61 55	

Non-Div I Games: Southern Conn. St. 86 43

Massachusetts

Loss, Non-Conf, S Site, H Home A Away N Neutral

**M
C
N
e
e
s
e**

M
C
N
e
e
s
e

McNeese

Page 161

Average RPI Win:	210	WON-LOST	WINNING	LAST 10	STRENGTH OF	OPP. STRENGTH	TEAM	ADJ.	CONF.	ADJ CONF.
Average RPI Loss:	139	RECORD	PCT. RANK	GAMES	SCHEDULE	OF SCHEDULE	RPI	RPI	RPI	RPI
DIV. I ONLY	11- 10	170	4-6	193	137	181	181	9	9	
DIV. I NON-CONF.	9- 4	84	2-0	235	267	136	136	9	9	
TOTALS	RPI 1-25	RPI 26-50	W-L RECORDS	RPI 51-100	RPI 101-150	RPI 150+				
11- 10	0- 2	0- 0	OVERALL	1- 2	2- 3	8- 3				
7- 4	0- 1	0- 0	HOME	0- 1	1- 1	6- 1				
3- 5	0- 0	0- 0	AWAY	1- 1	0- 2	2- 2				
1- 1	0- 1	0- 0	NEUTRAL	0- 0	1- 0	0- 0				
9- 4	0- 1	0- 0	NON-CONFERENCE	1- 0	2- 1	6- 2				
5- 2	0- 0	0- 0	HOME	0- 0	1- 1	4- 1				
3- 1	0- 0	0- 0	AWAY	1- 0	0- 0	2- 1				
1- 1	0- 1	0- 0	NEUTRAL	0- 0	1- 0	0- 0				
2- 6	0- 1	0- 0	CONFERENCE	0- 2	0- 2	2- 1				
2- 2	0- 1	0- 0	HOME	0- 1	0- 0	2- 0				
0- 4	0- 0	0- 0	AWAY	0- 1	0- 2	0- 1				
0- 0	0- 0	0- 0	NEUTRAL	0- 0	0- 0	0- 0				

RPI 1-25				RPI 26-50				RPI 51-100				RPI 101+ Team's RPI: 181			
RPI	S	Opponent	Score	RPI	S	Opponent	Score	RPI	S	Opponent	Score	RPI	S	Opponent	Score
9	H	UConn	56 68					61	A	UCF	66 82	116	H	UAB	77 52
24	N	LSU	58 89					91	A	Southern Ill.	70 66	131	H	George Washington	63 64
								97	H	Cincinnati	66 73	136	N	Kansas St.	72 68
												140	A	Tulane	55 59
												146	A	Houston	65 75
												170	A	Toledo	83 76
												176	A	Little Rock	68 50
												202	H	Arkansas St.	78 50
												216	H	SMU	57 52
												234	A	Louisiana Tech	74 83
												244	H	Tulsa	63 44
												271	A	East Carolina	65 71
												279	H	Eastern Ky.	60 63
												284	H	Alabama A&M	79 71
												321	H	Alcorn	57 51
												351	H	Mississippi Val.	91 54
LAST 10 Division I															
244	H	Tulsa	63 44	140	A	Tulane	55 59								
271	A	East Carolina	65 71	97	H	Cincinnati	66 73								
61	A	UCF	66 82	146	A	Houston	65 75								
216	H	SMU	57 52	284	H	Alabama A&M	79 71								
9	H	UConn	56 68	351	H	Mississippi Val.	91 54								

Non-Div I Games:

Memphis

■ Loss,
■ Non-Conf,
■ S Site,
■ H Home
■ A Away
N Neutral

Average RPI Win: 287	WON-LOST	WINNING	LAST 10	STRENGTH OF	OPP. STRENGTH	TEAM	ADJ.	CONF.	ADJ CONF.
Average RPI Loss: 181	RECORD	PCT. RANK	GAMES	SCHEDULE	OF SCHEDULE	RPI	RPI	RPI	RPI
DIV. I ONLY	3- 18	332	1-9	280	191	329	329	25	25
DIV. I NON-CONF.	2- 12	318	0-3	239	201	317	317	22	22
TOTALS	RPI 1-25	RPI 26-50	W-L RECORDS	RPI 51-100	RPI 101-150	RPI 150+			
3- 18	0- 0	0- 2	OVERALL	0- 2	0- 2	3- 12			
2- 6	0- 0	0- 1	HOME	0- 0	0- 0	2- 5			
1- 12	0- 0	0- 1	AWAY	0- 2	0- 2	1- 7			
0- 0	0- 0	0- 0	NEUTRAL	0- 0	0- 0	0- 0			
2- 12	0- 0	0- 2	NON-CONFERENCE	0- 2	0- 1	2- 7			
1- 5	0- 0	0- 1	HOME	0- 0	0- 0	1- 4			
1- 7	0- 0	0- 1	AWAY	0- 2	0- 1	1- 3			
0- 0	0- 0	0- 0	NEUTRAL	0- 0	0- 0	0- 0			
1- 6	0- 0	0- 0	CONFERENCE	0- 0	0- 1	1- 5			
1- 1	0- 0	0- 0	HOME	0- 0	0- 0	1- 1			
0- 5	0- 0	0- 0	AWAY	0- 0	0- 1	0- 4			
0- 0	0- 0	0- 0	NEUTRAL	0- 0	0- 0	0- 0			

RPI S	Opponent	Score	RPI S	Opponent	Score	RPI S	Opponent	Score	RPI S	Opponent	Score	Team's RPI: 329
32	H Western Ky.	62 75	69	A Alabama	56 111	139	A Florida	50 71				
35	A Yale	60 68	75	A Georgia	60 76	148	A Samford	64 72				
						153	A UNC Greensboro	51 67				
						169	A Columbia	48 77				
						175	H Clemson	61 65				
						187	A Furman	49 62				
						191	H Jacksonville	83 87				
						218	A Kennesaw St.	64 92				
						219	H Chattanooga	55 48				
						239	H Gardner-Webb	62 65				
						259	H ETSU	66 72				
						270	A Wofford	49 77				
						278	A Appalachian St.	68 77				
						279	H Eastern Ky.	60 61				
						292	H Ga. Southern	62 52				
						337	A Western Caro.	40 51				
						350	A South Carolina St.	66 55				
LAST 10 Division I												
337	A Western Caro.	40 51	270	A Wofford	49 77							
153	A UNC Greensboro	51 67	187	A Furman	49 62							
219	H Chattanooga	55 48	169	A Columbia	48 77							
259	H ETSU	66 72	35	A Yale	60 68							
148	A Samford	64 72	191	H Jacksonville	83 87							

Non-Div I Games: LaGrange 74 47

Mercer

■ Loss,
 ■ Non-Conf,
 ■ S Site,
 ■ H Home
 ■ A Away
 N Neutral

Average RPI Win:	261	WON-LOST	WINNING	LAST 10	STRENGTH OF	OPP. STRENGTH	TEAM	ADJ.	CONF.	ADJ CONF.
Average RPI Loss:	187	RECORD	PCT. RANK	GAMES	SCHEDULE	OF SCHEDULE	RPI	RPI	RPI	RPI
DIV. I ONLY	10- 8	139	6-4	260	340	206	206	30	30	
DIV. I NON-CONF.	5- 4	140	1-0	163	278	134	134	30	30	
TOTALS	RPI 1-25	RPI 26-50	W-L RECORDS	RPI 51-100	RPI 101-150	RPI 150+				
10- 8	0- 0	0- 0	OVERALL	0- 0	1- 5	9- 3				
6- 3	0- 0	0- 0	HOME	0- 0	0- 2	6- 1				
4- 5	0- 0	0- 0	AWAY	0- 0	1- 3	3- 2				
0- 0	0- 0	0- 0	NEUTRAL	0- 0	0- 0	0- 0				
5- 4	0- 0	0- 0	NON-CONFERENCE	0- 0	1- 3	4- 1				
3- 1	0- 0	0- 0	HOME	0- 0	0- 1	3- 0				
2- 3	0- 0	0- 0	AWAY	0- 0	1- 2	1- 1				
0- 0	0- 0	0- 0	NEUTRAL	0- 0	0- 0	0- 0				
5- 4	0- 0	0- 0	CONFERENCE	0- 0	0- 2	5- 2				
3- 2	0- 0	0- 0	HOME	0- 0	0- 1	3- 1				
2- 2	0- 0	0- 0	AWAY	0- 0	0- 1	2- 1				
0- 0	0- 0	0- 0	NEUTRAL	0- 0	0- 0	0- 0				

RPI 1-25			RPI 26-50			RPI 51-100			RPI 101+ Team's RPI: 206		
RPI	S	Opponent	Score	RPI	S	Opponent	Score	RPI	S	Opponent	Score
								123	A	Holy Cross	42 68
								141	H	Lehigh	68 72
								143	A	Massachusetts	79 64
								149	A	Illinois	72 75
								150	A	Robert Morris	50 72
								150	H	Robert Morris	62 68
								164	A	Dartmouth	52 57
								203	H	UMass Lowell	73 50
								224	H	Mt. St. Mary's	76 55
								225	A	Brown	72 57
								248	A	Saint Francis (PA)	71 56
								275	H	New Hampshire	64 54
								282	A	Sacred Heart	60 63
								295	H	Vermont	78 53
								319	H	Bryant	78 66
								331	H	Fairleigh Dickinson	62 51
								335	H	LIU Brooklyn	60 68
								345	A	Central Conn. St.	65 56
LAST 10 Division I											
								335	H	LIU Brooklyn	60 68
								345	A	Central Conn. St.	65 56
								331	H	Fairleigh Dickinson	62 51
								150	H	Robert Morris	62 68
								282	A	Sacred Heart	60 63
								295	H	Vermont	78 53
								224	H	Mt. St. Mary's	76 55

Non-Div I Games: Eastern Nazarene 82 50 Fisher 81 42

Merrimack

Loss, Non-Conf, S Site, H Home A Away N Neutral

Average RPI Win:	128	WON-LOST	WINNING	LAST 10	STRENGTH OF	OPP. STRENGTH	TEAM	ADJ.	CONF.	ADJ CONF.
Average RPI Loss:	38	RECORD	PCT. RANK	GAMES	SCHEDULE	OF SCHEDULE	RPI	RPI	RPI	RPI
DIV. I ONLY	12- 9	128	4-6	6	50	55	55	5	5	
DIV. I NON-CONF.	8- 3	68	0	7	77	29	29	3	3	
TOTALS	RPI 1-25	RPI 26-50	W-L RECORDS	RPI 51-100	RPI 101-150	RPI 150+				
12- 9	0- 6	0- 0	OVERALL	5- 2	2- 1	5- 0				
11- 4	0- 4	0- 0	HOME	5- 0	1- 0	5- 0				
0- 5	0- 2	0- 0	AWAY	0- 2	0- 1	0- 0				
1- 0	0- 0	0- 0	NEUTRAL	0- 0	1- 0	0- 0				
8- 3	0- 3	0- 0	NON-CONFERENCE	3- 0	1- 0	4- 0				
7- 2	0- 2	0- 0	HOME	3- 0	0- 0	4- 0				
0- 1	0- 1	0- 0	AWAY	0- 0	0- 0	0- 0				
1- 0	0- 0	0- 0	NEUTRAL	0- 0	1- 0	0- 0				
4- 6	0- 3	0- 0	CONFERENCE	2- 2	1- 1	1- 0				
4- 2	0- 2	0- 0	HOME	2- 0	1- 0	1- 0				
0- 4	0- 1	0- 0	AWAY	0- 2	0- 1	0- 0				
0- 0	0- 0	0- 0	NEUTRAL	0- 0	0- 0	0- 0				

RPI 1-25				RPI 26-50				RPI 51-100 Team's RPI: 55				RPI 101+			
RPI	S	Opponent	Score	RPI	S	Opponent	Score	RPI	S	Opponent	Score	RPI	S	Opponent	Score
3	H	Louisville	41 87					54	H	IUPUI	74 65	105	H	Syracuse	77 62
12	H	Oregon St.	53 75					58	A	North Carolina	58 78	122	N	N.C. A&T	68 67
13	H	Indiana	45 58					63	A	Georgia Tech	54 61	126	A	Notre Dame	53 76
20	A	DePaul	83 89					63	H	Georgia Tech	54 49	161	H	Jackson St.	83 68
23	A	Florida St.	61 79					81	H	North Florida	78 55	175	H	Clemson	68 64
23	H	Florida St.	62 73					82	H	Washington St.	74 68	180	H	Miami (OH)	80 62
								89	H	Wake Forest	59 56	186	H	Binghamton	79 56
												237	H	UNC Asheville	75 46
LAST 10 Division I															
63	H	Georgia Tech	54 49	105	H	Syracuse	77 62								
23	A	Florida St.	61 79	3	H	Louisville	41 87								
175	H	Clemson	68 64	23	H	Florida St.	62 73								
126	A	Notre Dame	53 76	63	A	Georgia Tech	54 61								
58	A	North Carolina	58 78	89	H	Wake Forest	59 56								

Non-Div I Games:

Miami (FL)

■ Loss,
 ■ Non-Conf,
 ■ S Site,
 ■ H Home
 ■ A Away
 N Neutral

Average RPI Win:	272	WON-LOST	WINNING	LAST 10	STRENGTH OF	OPP. STRENGTH	TEAM	ADJ.	CONF.	ADJ CONF.
Average RPI Loss:	92	RECORD	PCT. RANK	GAMES	SCHEDULE	OF SCHEDULE	RPI	RPI	RPI	RPI
DIV. I ONLY	8- 11	225	4-6	214	99	180	180	10	10	
DIV. I NON-CONF.	6- 5	151	2-0	261	128	144	144	10	10	
TOTALS	RPI 1-25	RPI 26-50	W-L RECORDS	RPI 51-100	RPI 101-150	RPI 150+				
8- 11	0- 2	0- 0	OVERALL	0- 5	0- 2	8- 2				
3- 2	0- 0	0- 0	HOME	0- 1	0- 1	3- 0				
4- 8	0- 2	0- 0	AWAY	0- 4	0- 0	4- 2				
1- 1	0- 0	0- 0	NEUTRAL	0- 0	0- 1	1- 0				
6- 5	0- 1	0- 0	NON-CONFERENCE	0- 3	0- 1	6- 0				
2- 0	0- 0	0- 0	HOME	0- 0	0- 0	2- 0				
3- 4	0- 1	0- 0	AWAY	0- 3	0- 0	3- 0				
1- 1	0- 0	0- 0	NEUTRAL	0- 0	0- 1	1- 0				
2- 6	0- 1	0- 0	CONFERENCE	0- 2	0- 1	2- 2				
1- 2	0- 0	0- 0	HOME	0- 1	0- 1	1- 0				
1- 4	0- 1	0- 0	AWAY	0- 1	0- 0	1- 2				
0- 0	0- 0	0- 0	NEUTRAL	0- 0	0- 0	0- 0				

RPI 1-25				RPI 26-50				RPI 51-100				RPI 101+ Team's RPI: 180			
RPI	S	Opponent	Score	RPI	S	Opponent	Score	RPI	S	Opponent	Score	RPI	S	Opponent	Score
17	A	Central Mich.	70 76					52	A	Bradley	68 79	109	N	Liberty	53 65
20	A	DePaul	79 98					55	A	Miami (FL)	62 80	115	H	Kent St.	75 78
								78	A	Ball St.	63 80	173	A	Eastern Mich.	53 80
								93	H	Buffalo	72 86	188	H	Northern Ill.	66 64
								97	A	Cincinnati	68 98	198	A	Akron	62 70
												226	A	Bowling Green	80 59
												255	A	South Alabama	76 73
												273	A	Pittsburgh	80 71
												279	A	Eastern Ky.	75 57
												296	N	Prairie View	65 52
												324	H	Evansville	72 64
												333	H	UIC	85 35
LAST 10 Division I															
226	A	Bowling Green	80 59	17	A	Central Mich.	70 76								
78	A	Ball St.	63 80	188	H	Northern Ill.	66 64								
198	A	Akron	62 70	93	H	Buffalo	72 86								
115	H	Kent St.	75 78	324	H	Evansville	72 64								
173	A	Eastern Mich.	53 80	273	A	Pittsburgh	80 71								

Non-Div I Games: Tiffin 83 51

Miami (OH)

■ Loss,
 ■ Non-Conf,
 ■ S Site,
 ■ H Home
 ■ A Away
 N Neutral

Michigan

Through Games Of Feb. 1, 2020

Average RPI Win:	157	WON-LOST	WINNING	LAST 10	STRENGTH OF	OPP. STRENGTH	TEAM	ADJ.	CONF.	ADJ CONF.
Average RPI Loss:	38	RECORD	PCT. RANK	GAMES	SCHEDULE	OF SCHEDULE	RPI	RPI	RPI	RPI
DIV. I ONLY	13- 7	86	4-6	35	44	46	46	2	2	
DIV. I NON-CONF.	9- 2	38	0-1	111	151	57	57	2	2	
TOTALS	RPI 1-25	RPI 26-50	W-L RECORDS	RPI 51-100	RPI 101-150	RPI 150+				
13- 7	0- 4	1- 1	OVERALL	1- 1	4- 1	7- 0				
9- 2	0- 1	1- 0	HOME	1- 0	2- 1	5- 0				
3- 4	0- 2	0- 1	AWAY	0- 1	1- 0	2- 0				
1- 1	0- 1	0- 0	NEUTRAL	0- 0	1- 0	0- 0				
9- 2	0- 1	0- 0	NON-CONFERENCE	1- 0	2- 1	6- 0				
6- 1	0- 0	0- 0	HOME	1- 0	1- 1	4- 0				
2- 0	0- 0	0- 0	AWAY	0- 0	0- 0	2- 0				
1- 1	0- 1	0- 0	NEUTRAL	0- 0	1- 0	0- 0				
4- 5	0- 3	1- 1	CONFERENCE	0- 1	2- 0	1- 0				
3- 1	0- 1	1- 0	HOME	0- 0	1- 0	1- 0				
1- 4	0- 2	0- 1	AWAY	0- 1	1- 0	0- 0				
0- 0	0- 0	0- 0	NEUTRAL	0- 0	0- 0	0- 0				

RPI 1-25				RPI 26-50				Team's RPI: 46				RPI 51-100				RPI 101+			
RPI	S	Opponent	Score	RPI	S	Opponent	Score	RPI	S	Opponent	Score	RPI	S	Opponent	Score	RPI	S	Opponent	Score
7	A	Maryland	55 70	33	A	Ohio St.	69 78	52	H	Bradley	77 57	104	H	Michigan St.	89 69				
7	H	Maryland	49 77	39	H	Rutgers	71 57	57	A	Nebraska	71 74	105	H	Syracuse	84 76				
15	A	Northwestern	73 81									115	N	Kent St.	88 53				
23	N	Florida St.	69 79									118	A	Wisconsin	68 56				
												126	H	Notre Dame	72 76				
												151	H	Western Mich.	76 55				
												173	A	Eastern Mich.	57 38				
												190	H	Penn St.	82 48				
												198	A	Akron	80 71				
												233	H	Morgan St.	80 48				
												278	H	Appalachian St.	62 35				
												281	H	Oakland	79 64				
LAST 10 Division I																			
15	A	Northwestern	73 81	33	A	Ohio St.	69 78												
39	H	Rutgers	71 57	104	H	Michigan St.	89 69												
57	A	Nebraska	71 74	190	H	Penn St.	82 48												
118	A	Wisconsin	68 56	7	A	Maryland	55 70												
7	H	Maryland	49 77	23	N	Florida St.	69 79												

Non-Div I Games:

Michigan

■ Loss,
 ■ Non-Conf, S Site,
 ■ Home
 ■ Away
 N Neutral

Average RPI Win:	172	WON-LOST	WINNING	LAST 10	STRENGTH OF	OPP. STRENGTH	TEAM	ADJ.	CONF.	ADJ CONF.
Average RPI Loss:	49	RECORD	PCT. RANK	GAMES	SCHEDULE	OF SCHEDULE	RPI	RPI	RPI	RPI
DIV. I ONLY	11- 10	170	4-6	77	10	104	104	2	2	
DIV. I NON-CONF.	7- 4	100	0	260	41	162	162	2	2	
TOTALS	RPI 1-25	RPI 26-50	W-L RECORDS	RPI 51-100	RPI 101-150	RPI 150+				
11- 10	0- 5	2- 3	OVERALL	1- 0	3- 1	5- 1				
8- 2	0- 1	1- 1	HOME	1- 0	1- 0	5- 0				
2- 5	0- 3	1- 1	AWAY	0- 0	1- 0	0- 1				
1- 3	0- 1	0- 1	NEUTRAL	0- 0	1- 1	0- 0				
7- 4	0- 2	0- 1	NON-CONFERENCE	0- 0	2- 1	5- 0				
5- 0	0- 0	0- 0	HOME	0- 0	0- 0	5- 0				
1- 1	0- 1	0- 0	AWAY	0- 0	1- 0	0- 0				
1- 3	0- 1	0- 1	NEUTRAL	0- 0	1- 1	0- 0				
4- 6	0- 3	2- 2	CONFERENCE	1- 0	1- 0	0- 1				
3- 2	0- 1	1- 1	HOME	1- 0	1- 0	0- 0				
1- 4	0- 2	1- 1	AWAY	0- 0	0- 0	0- 1				
0- 0	0- 0	0- 0	NEUTRAL	0- 0	0- 0	0- 0				

RPI 1-25				RPI 26-50				RPI 51-100				RPI 101+ Team's RPI: 104			
RPI	S	Opponent	Score	RPI	S	Opponent	Score	RPI	S	Opponent	Score	RPI	S	Opponent	Score
8	A	Iowa	57 74	26	H	Purdue	66 76	57	H	Nebraska	78 70	105	N	Syracuse	63 77
13	A	Indiana	67 79	33	H	Ohio St.	68 65					118	H	Wisconsin	69 52
15	H	Northwestern	48 76	39	A	Rutgers	66 55					126	A	Notre Dame	72 69
23	A	Florida St.	68 78	40	N	West Virginia	57 63					136	N	Kansas St.	65 60
24	N	LSU	56 58	46	A	Michigan	69 89					173	H	Eastern Mich.	85 50
												190	A	Penn St.	73 86
												253	H	Morehead St.	93 48
												281	H	Oakland	76 56
												325	H	Detroit Mercy	110 52
												346	H	Hartford	79 34
LAST 10 Division I															
26	H	Purdue	66 76	118	H	Wisconsin	69 52								
8	A	Iowa	57 74	190	A	Penn St.	73 86								
15	H	Northwestern	48 76	46	A	Michigan	69 89								
39	A	Rutgers	66 55	57	H	Nebraska	78 70								
33	H	Ohio St.	68 65	13	A	Indiana	67 79								

Non-Div I Games:

Michigan St.

■ Loss,
■ Non-Conf,
■ S Site,
■ H Home
■ A Away
N Neutral

Middle Tenn.

Through Games Of Feb. 1, 2020

Average RPI Win:	186	WON-LOST	WINNING	LAST 10	STRENGTH OF	OPP. STRENGTH	TEAM	ADJ.	CONF.	ADJ CONF.
Average RPI Loss:	59	RECORD	PCT. RANK	GAMES	SCHEDULE	OF SCHEDULE	RPI	RPI	RPI	RPI
DIV. I ONLY	15- 7	71	7-3	61	96	59	59	13	13	
DIV. I NON-CONF.	8- 4	90	0	27	34	46	46	14	14	
TOTALS	RPI 1-25	RPI 26-50	W-L RECORDS	RPI 51-100	RPI 101-150	RPI 150+				
15- 7	1- 3	0- 2	OVERALL	1- 1	3- 0	10- 1				
10- 2	1- 1	0- 1	HOME	1- 0	1- 0	7- 0				
4- 3	0- 0	0- 1	AWAY	0- 1	1- 0	3- 1				
1- 2	0- 2	0- 0	NEUTRAL	0- 0	1- 0	0- 0				
8- 4	1- 3	0- 0	NON-CONFERENCE	0- 1	3- 0	4- 0				
5- 1	1- 1	0- 0	HOME	0- 0	1- 0	3- 0				
2- 1	0- 0	0- 0	AWAY	0- 1	1- 0	1- 0				
1- 2	0- 2	0- 0	NEUTRAL	0- 0	1- 0	0- 0				
7- 3	0- 0	0- 2	CONFERENCE	1- 0	0- 0	6- 1				
5- 1	0- 0	0- 1	HOME	1- 0	0- 0	4- 0				
2- 2	0- 0	0- 1	AWAY	0- 0	0- 0	2- 1				
0- 0	0- 0	0- 0	NEUTRAL	0- 0	0- 0	0- 0				

RPI 1-25				RPI 26-50				RPI 51-100				RPI 101+			
RPI	S	Opponent	Score	RPI	S	Opponent	Score	RPI	S	Opponent	Score	RPI	S	Opponent	Score
6	N	Gonzaga	50 62	31	H	Old Dominion	56 67	65	A	Belmont	57 68	101	H	VCU	86 63
21	H	Kentucky	52 67	32	A	Western Ky.	63 71	67	H	Charlotte	83 59	129	N	Auburn	73 50
22	H	TCU	82 70									140	A	Tulane	64 62
25	N	Arizona St.	60 61									163	H	Tennessee Tech	64 58
												178	H	Fla. Atlantic	81 66
												187	H	Furman	78 62
												194	A	Southern Miss.	77 69
												231	H	UTEP	76 60
												234	A	Louisiana Tech	60 78
												257	A	Marshall	75 55
												266	H	Lipscomb	70 49
												271	A	East Carolina	68 66
												283	H	FIU	72 56
												299	H	UTSA	69 48
LAST 10 Division I															
299	H	UTSA	69 48	178	H	Fla. Atlantic	81 66								
231	H	UTEP	76 60	32	A	Western Ky.	63 71								
194	A	Southern Miss.	77 69	257	A	Marshall	75 55								
234	A	Louisiana Tech	60 78	67	H	Charlotte	83 59								
283	H	FIU	72 56	31	H	Old Dominion	56 67								

Non-Div I Games:

Middle Tenn.

■ Loss,
 ■ Non-Conf, S Site,
 ■ Home
 ■ Away
 N Neutral

Average RPI Win:	255	WON-LOST	WINNING	LAST 10	STRENGTH OF	OPP. STRENGTH	TEAM	ADJ.	CONF.	ADJ CONF.
Average RPI Loss:	138	RECORD	PCT. RANK	GAMES	SCHEDULE	OF SCHEDULE	RPI	RPI	RPI	RPI
DIV. I ONLY	7- 14	260	4-6	155	209	241	241	21	21	
DIV. I NON-CONF.	2- 8	295	0	114	76	278	278	19	19	
TOTALS	RPI 1-25	RPI 26-50	W-L RECORDS	RPI 51-100	RPI 101-150	RPI 150+				
7- 14	0- 1	0- 2	OVERALL	0- 2	0- 2	7- 7				
4- 5	0- 0	0- 1	HOME	0- 1	0- 0	4- 3				
3- 9	0- 1	0- 1	AWAY	0- 1	0- 2	3- 4				
0- 0	0- 0	0- 0	NEUTRAL	0- 0	0- 0	0- 0				
2- 8	0- 1	0- 2	NON-CONFERENCE	0- 1	0- 1	2- 3				
2- 3	0- 0	0- 1	HOME	0- 0	0- 0	2- 2				
0- 5	0- 1	0- 1	AWAY	0- 1	0- 1	0- 1				
0- 0	0- 0	0- 0	NEUTRAL	0- 0	0- 0	0- 0				
5- 6	0- 0	0- 0	CONFERENCE	0- 1	0- 1	5- 4				
2- 2	0- 0	0- 0	HOME	0- 1	0- 0	2- 1				
3- 4	0- 0	0- 0	AWAY	0- 0	0- 1	3- 3				
0- 0	0- 0	0- 0	NEUTRAL	0- 0	0- 0	0- 0				

RPI	S	Opponent	Score	RPI	S	Opponent	Score	RPI	S	Opponent	Score	RPI	S	Opponent	Score	Team's RPI: 241
20	A	DePaul	65 94	26	A	Purdue	55 68	54	H	IUPUI	52 75	118	A	Wisconsin	40 71	
				37	H	Marquette	56 78	60	A	Minnesota	61 77	133	A	Green Bay	48 61	
												169	A	Columbia	46 74	
												188	H	Northern Ill.	78 65	
												195	A	Cleveland St.	49 58	
												197	A	Wright St.	77 67	
												197	H	Wright St.	60 58	
												199	H	North Dakota	58 66	
												210	A	Northern Ky.	37 61	
												210	H	Northern Ky.	49 61	
												226	H	Bowling Green	51 63	
												230	A	Youngstown St.	74 62	
												281	A	Oakland	62 78	
												317	H	Ark.-Pine Bluff	69 55	
												325	A	Detroit Mercy	63 48	
												333	H	UIC	71 55	
LAST 10 Division I																
197	A	Wright St.	77 67	333	H	UIC	71 55									
210	A	Northern Ky.	37 61	281	A	Oakland	62 78									
230	A	Youngstown St.	74 62	325	A	Detroit Mercy	63 48									
195	A	Cleveland St.	49 58	133	A	Green Bay	48 61									
54	H	IUPUI	52 75	210	H	Northern Ky.	49 61									

Non-Div I Games: Wis.-Parkside 84 77

Milwaukee

Loss, Non-Conf, S Site, H Home A Away N Neutral

Minnesota

Through Games Of Feb. 1, 2020

Average RPI Win:	154	WON-LOST	WINNING	LAST 10	STRENGTH OF	OPP. STRENGTH	TEAM	ADJ.	CONF.	ADJ CONF.
Average RPI Loss:	51	RECORD	PCT. RANK	GAMES	SCHEDULE	OF SCHEDULE	RPI	RPI	RPI	RPI
DIV. I ONLY	13- 8	102	3-7	37	23	60	60	2	2	
DIV. I NON-CONF.	10- 1	19	0	113	105	33	33	2	2	
TOTALS	RPI 1-25	RPI 26-50	W-L RECORDS	RPI 51-100	RPI 101-150	RPI 150+				
13- 8	1- 4	1- 1	OVERALL	2- 1	3- 2	6- 0				
8- 5	1- 3	0- 1	HOME	2- 0	1- 1	4- 0				
5- 3	0- 1	1- 0	AWAY	0- 1	2- 1	2- 0				
0- 0	0- 0	0- 0	NEUTRAL	0- 0	0- 0	0- 0				
10- 1	1- 1	0- 0	NON-CONFERENCE	1- 0	3- 0	5- 0				
7- 1	1- 1	0- 0	HOME	1- 0	1- 0	4- 0				
3- 0	0- 0	0- 0	AWAY	0- 0	2- 0	1- 0				
0- 0	0- 0	0- 0	NEUTRAL	0- 0	0- 0	0- 0				
3- 7	0- 3	1- 1	CONFERENCE	1- 1	0- 2	1- 0				
1- 4	0- 2	0- 1	HOME	1- 0	0- 1	0- 0				
2- 3	0- 1	1- 0	AWAY	0- 1	0- 1	1- 0				
0- 0	0- 0	0- 0	NEUTRAL	0- 0	0- 0	0- 0				

RPI S	Opponent	Score	RPI S	Opponent	Score	RPI S	Opponent	Score	RPI S	Opponent	Score
8	H Iowa	75 76	26	A Purdue	72 59	57	A Nebraska	58 72	118	H Wisconsin	62 72
11	H Missouri St.	69 77	33	H Ohio St.	63 66	57	H Nebraska	67 61	126	A Notre Dame	75 67
13	A Indiana	52 65				96	H Montana St.	71 60	131	A George Washington	83 50
15	H Northwestern	54 56							141	H Lehigh	77 49
25	H Arizona St.	80 66							149	A Illinois	71 74
									171	H UC Davis	76 67
									183	A American	70 53
									190	A Penn St.	81 74
									241	H Milwaukee	77 61
									295	H Vermont	90 58
									319	H Bryant	101 56
LAST 10 Division I											
57	H Nebraska	67 61	149	A Illinois	71 74						
13	A Indiana	52 65	15	H Northwestern	54 56						
118	H Wisconsin	62 72	57	A Nebraska	58 72						
26	A Purdue	72 59	33	H Ohio St.	63 66						
8	H Iowa	75 76	190	A Penn St.	81 74						

Non-Div I Games:

Minnesota

Loss, Non-Conf, S Site, H Home A Away N Neutral

Mississippi St.

Through Games Of Feb. 1, 2020

Average RPI Win:	127	WON-LOST	WINNING	LAST 10	STRENGTH OF	OPP. STRENGTH	TEAM	ADJ.	CONF.	ADJ CONF.
Average RPI Loss:	15	RECORD	PCT. RANK	GAMES	SCHEDULE	OF SCHEDULE	RPI	RPI	RPI	RPI
DIV. I ONLY	19- 3	15	9-1	32	20	14	14	4	4	
DIV. I NON-CONF.	12- 2	29	2-0	24	40	11	11	5	5	
TOTALS	RPI 1-25	RPI 26-50	W-L RECORDS	RPI 51-100	RPI 101-150	RPI 150+				
19- 3	1- 2	2- 1	OVERALL	5- 0	4- 0	7- 0				
9- 1	1- 0	0- 1	HOME	2- 0	2- 0	4- 0				
6- 1	0- 1	1- 0	AWAY	2- 0	1- 0	2- 0				
4- 1	0- 1	1- 0	NEUTRAL	1- 0	1- 0	1- 0				
12- 2	0- 1	2- 1	NON-CONFERENCE	3- 0	1- 0	6- 0				
5- 1	0- 0	0- 1	HOME	2- 0	0- 0	3- 0				
3- 0	0- 0	1- 0	AWAY	0- 0	0- 0	2- 0				
4- 1	0- 1	1- 0	NEUTRAL	1- 0	1- 0	1- 0				
7- 1	1- 1	0- 0	CONFERENCE	2- 0	3- 0	1- 0				
4- 0	1- 0	0- 0	HOME	0- 0	2- 0	1- 0				
3- 1	0- 1	0- 0	AWAY	2- 0	1- 0	0- 0				
0- 0	0- 0	0- 0	NEUTRAL	0- 0	0- 0	0- 0				

RPI 1-25				Team's RPI: 14	RPI 26-50				RPI 51-100				RPI 101+			
RPI	S	Opponent	Score		RPI	S	Opponent	Score	RPI	S	Opponent	Score	RPI	S	Opponent	Score
2	A	South Carolina	79	81	37	A	Marquette	74 68	62	H	Troy	122 82	129	H	Auburn	78 73
4	N	Stanford	62	67	40	H	West Virginia	65 71	73	H	UT Martin	82 46	133	N	Green Bay	83 58
24	H	LSU	64	60	42	N	Virginia	72 59	75	A	Georgia	73 66	139	H	Florida	93 47
									77	N	South Fla.	86 61	145	A	Missouri	79 64
									92	A	Vanderbilt	68 52	154	A	Louisiana	64 48
													161	A	Jackson St.	92 53
													176	H	Little Rock	89 50
													194	H	Southern Miss.	91 58
													208	H	Murray St.	124 43
													220	N	San Francisco	73 38
													268	H	Ole Miss	80 39
LAST 10 Division I																
129	H	Auburn	78	73	145	A	Missouri	79	64							
268	H	Ole Miss	80	39	75	A	Georgia	73	66							
92	A	Vanderbilt	68	52	139	H	Florida	93	47							
2	A	South Carolina	79	81	176	H	Little Rock	89	50							
24	H	LSU	64	60	42	N	Virginia	72	59							

Non-Div I Games:

Mississippi St.

■ Loss,
 ■ Non-Conf, S Site,
 ■ Home
 ■ Away
 N Neutral

Average RPI Win:	349	WON-LOST	WINNING	LAST 10	STRENGTH OF	OPP. STRENGTH	TEAM	ADJ.	CONF.	ADJ CONF.
Average RPI Loss:	243	RECORD	PCT. RANK	GAMES	SCHEDULE	OF SCHEDULE	RPI	RPI	RPI	RPI
DIV. I ONLY	1- 18	347	0-10	347	342	351	351	31	31	
DIV. I NON-CONF.	1- 10	329	0-2	337	326	349	349	29	29	
TOTALS	RPI 1-25	RPI 26-50	W-L RECORDS	RPI 51-100	RPI 101-150	RPI 150+				
1- 18	0- 0	0- 0	OVERALL	0- 1	0- 0	1- 17				
1- 6	0- 0	0- 0	HOME	0- 0	0- 0	1- 6				
0- 11	0- 0	0- 0	AWAY	0- 1	0- 0	0- 10				
0- 1	0- 0	0- 0	NEUTRAL	0- 0	0- 0	0- 1				
1- 10	0- 0	0- 0	NON-CONFERENCE	0- 0	0- 0	1- 10				
1- 2	0- 0	0- 0	HOME	0- 0	0- 0	1- 2				
0- 7	0- 0	0- 0	AWAY	0- 0	0- 0	0- 7				
0- 1	0- 0	0- 0	NEUTRAL	0- 0	0- 0	0- 1				
0- 8	0- 0	0- 0	CONFERENCE	0- 1	0- 0	0- 7				
0- 4	0- 0	0- 0	HOME	0- 0	0- 0	0- 4				
0- 4	0- 0	0- 0	AWAY	0- 1	0- 0	0- 3				
0- 0	0- 0	0- 0	NEUTRAL	0- 0	0- 0	0- 0				

RPI 1-25			RPI 26-50			RPI 51-100			RPI 101+			Team's RPI: 351
RPI	S	Opponent	Score	RPI	S	Opponent	Score	RPI	S	Opponent	Score	
						99 A Texas Southern	58 88	161 H Jackson St.			61 90	
								166 A North Ala.			60 86	
								181 A Memphis			54 91	
								192 A Wyoming			22 95	
								194 A Southern Miss.			80 84	
								195 H Austin Peay			82 100	
								208 H Murray St.			66 72	
								242 H Southern U.			54 84	
								267 A Colorado St.			46 65	
								268 A Ole Miss			53 72	
								284 A Alabama A&M			48 68	
								293 N Omaha			70 78	
								296 A Prairie View			47 81	
								317 H Ark.-Pine Bluff			77 80	
								321 H Alcorn			67 81	
								334 A Alabama St.			64 77	
								348 A La.-Monroe			66 74	
								349 H Florida A&M			71 70	
LAST 10 Division I												
						161 H Jackson St.	61 90	284 A Alabama A&M			48 68	
						296 A Prairie View	47 81	334 A Alabama St.			64 77	
						99 A Texas Southern	58 88	317 H Ark.-Pine Bluff			77 80	
						242 H Southern U.	54 84	348 A La.-Monroe			66 74	
						321 H Alcorn	67 81	181 A Memphis			54 91	

Non-Div I Games:

Mississippi Val.

■ Loss,
 ■ Non-Conf,
 ■ S Site,
 ■ H Home
 ■ A Away
 N Neutral

Average RPI Win:	185	WON-LOST	WINNING	LAST 10	STRENGTH OF	OPP. STRENGTH	TEAM	ADJ.	CONF.	ADJ CONF.
Average RPI Loss:	70	RECORD	PCT. RANK	GAMES	SCHEDULE	OF SCHEDULE	RPI	RPI	RPI	RPI
DIV. I ONLY	5- 16	300	2-8	4	73	145	145	4	4	
DIV. I NON-CONF.	3- 10	282	0-2	40	108	224	224	5	5	
TOTALS	RPI 1-25	RPI 26-50	W-L RECORDS	RPI 51-100	RPI 101-150	RPI 150+				
5- 16	1- 6	0- 4	OVERALL	1- 2	0- 2	3- 2				
4- 7	1- 4	0- 1	HOME	1- 1	0- 1	2- 0				
1- 7	0- 2	0- 3	AWAY	0- 0	0- 1	1- 1				
0- 2	0- 0	0- 0	NEUTRAL	0- 1	0- 0	0- 1				
3- 10	0- 2	0- 2	NON-CONFERENCE	1- 2	0- 2	2- 2				
3- 4	0- 1	0- 1	HOME	1- 1	0- 1	2- 0				
0- 4	0- 1	0- 1	AWAY	0- 0	0- 1	0- 1				
0- 2	0- 0	0- 0	NEUTRAL	0- 1	0- 0	0- 1				
2- 6	1- 4	0- 2	CONFERENCE	0- 0	0- 0	1- 0				
1- 3	1- 3	0- 0	HOME	0- 0	0- 0	0- 0				
1- 3	0- 1	0- 2	AWAY	0- 0	0- 0	1- 0				
0- 0	0- 0	0- 0	NEUTRAL	0- 0	0- 0	0- 0				

RPI S	Opponent	Score	RPI S	Opponent	Score	RPI S	Opponent	Score	RPI S	Opponent	Score	Team's RPI: 145
2	H South Carolina	45 78	41	A Arkansas	73 90	57	H Nebraska	85 90	133	A Green Bay	64 72	
11	A Missouri St.	72 79	47	A Tennessee	66 77	58	N North Carolina	69 82	149	H Illinois	51 58	
14	H Mississippi St.	64 79	49	A South Dakota	56 72	94	H Saint Louis	83 58	201	N New Mexico	68 71	
16	A Texas A&M	53 72	50	H UNI	73 78				212	H Western Ill.	97 89	
19	H Princeton	33 68							245	A UMKC	56 59	
21	H Kentucky	47 62							268	A Ole Miss	71 57	
24	H LSU	69 65							326	H SIUE	68 51	
LAST 10 Division I												
21	H Kentucky	47 62	14	H Mississippi St.	64 79							
16	A Texas A&M	53 72	24	H LSU	69 65							
268	A Ole Miss	71 57	47	A Tennessee	66 77							
2	H South Carolina	45 78	149	H Illinois	51 58							
41	A Arkansas	73 90	19	H Princeton	33 68							

Non-Div I Games:

Missouri

Average RPI Win:	133	WON-LOST	WINNING	LAST 10	STRENGTH OF	OPP. STRENGTH	TEAM	ADJ.	CONF.	ADJ CONF.
Average RPI Loss:	36	RECORD	PCT. RANK	GAMES	SCHEDULE	OF SCHEDULE	RPI	RPI	RPI	RPI
DIV. I ONLY	16- 3	23	8-2	25	68	11	11	7	7	
DIV. I NON-CONF.	9- 2	38	1-1	12	15	4	4	7	7	
TOTALS	RPI 1-25	RPI 26-50	W-L RECORDS	RPI 51-100	RPI 101-150	RPI 150+				
16- 3	0- 2	4- 0	OVERALL	2- 1	4- 0	6- 0				
8- 0	0- 0	2- 0	HOME	1- 0	2- 0	3- 0				
8- 3	0- 2	2- 0	AWAY	1- 1	2- 0	3- 0				
0- 0	0- 0	0- 0	NEUTRAL	0- 0	0- 0	0- 0				
9- 2	0- 2	2- 0	NON-CONFERENCE	1- 0	3- 0	3- 0				
5- 0	0- 0	0- 0	HOME	0- 0	2- 0	3- 0				
4- 2	0- 2	2- 0	AWAY	1- 0	1- 0	0- 0				
0- 0	0- 0	0- 0	NEUTRAL	0- 0	0- 0	0- 0				
7- 1	0- 0	2- 0	CONFERENCE	1- 1	1- 0	3- 0				
3- 0	0- 0	2- 0	HOME	1- 0	0- 0	0- 0				
4- 1	0- 0	0- 0	AWAY	0- 1	1- 0	3- 0				
0- 0	0- 0	0- 0	NEUTRAL	0- 0	0- 0	0- 0				

RPI	S	Opponent	Score	RPI	S	Opponent	Score	RPI	S	Opponent	Score	RPI	S	Opponent	Score
6	A	Gonzaga	52 64	30	H	Drake	69 67	52	H	Bradley	90 56	102	A	Boise St.	72 69
12	A	Oregon St.	69 80	45	A	Oklahoma	96 90	60	A	Minnesota	77 69	114	A	Loyola Chicago	74 72
				49	A	South Dakota	74 66	91	A	Southern Ill.	68 70	121	H	A&M-Corpus Christi	79 51
				50	H	UNI	80 66					145	H	Missouri	79 72
												157	A	Valparaiso	81 68
												167	H	Wichita St.	68 55
												185	H	Santa Clara	71 64
												245	H	UMKC	83 58
												277	A	Indiana St.	76 55
												324	A	Evansville	81 55
LAST 10 Division I															
				52	H	Bradley	90 56	30	H	Drake	69 67				
				324	A	Evansville	81 55	157	A	Valparaiso	81 68				
				277	A	Indiana St.	76 55	114	A	Loyola Chicago	74 72				
				91	A	Southern Ill.	68 70	6	A	Gonzaga	52 64				
				50	H	UNI	80 66	145	H	Missouri	79 72				

Non-Div I Games: William Jewell 111 39

Missouri St.

RPI 1-25				RPI 26-50				RPI 51-100				RPI 101+				Team's RPI: 280	
RPI	S	Opponent	Score	RPI	S	Opponent	Score	RPI	S	Opponent	Score	RPI	S	Opponent	Score		
19	A	Princeton	40 52	27	A	Arizona	34 86	76	A	Bucknell	37 71	118	A	San Diego	49 57		
								83	A	Marist	66 76	134	H	Providence	52 68		
								83	H	Marist	53 74	162	H	Lafayette	52 44		
								87	A	Rider	25 48	165	A	Quinnipiac	53 60		
												207	A	Fairfield	38 49		
												215	H	Manhattan	62 60		
												238	H	Iona	33 36		
												246	H	Niagara	70 73		
												274	A	Loyola Maryland	48 64		
												306	A	Siena	39 51		
												312	A	Albany (NY)	53 41		
												320	N	Purdue Fort Wayne	60 46		
												336	A	Saint Peter's	81 67		
												341	H	Canisius	62 71		
LAST 10 Division I																	
				87	A	Rider	25 48	336	A	Saint Peter's	81 67						
				83	H	Marist	53 74	238	H	Iona	33 36						
				306	A	Siena	39 51	207	A	Fairfield	38 49						
				246	H	Niagara	70 73	341	H	Canisius	62 71						
				165	A	Quinnipiac	53 60	83	A	Marist	66 76						

Monmouth

Montana

Through Games Of Feb. 1, 2020

Average RPI Win:	256	WON-LOST	WINNING	LAST 10	STRENGTH OF	OPP. STRENGTH	TEAM	ADJ.	CONF.	ADJ CONF.
Average RPI Loss:	130	RECORD	PCT. RANK	GAMES	SCHEDULE	OF SCHEDULE	RPI	RPI	RPI	RPI
DIV. I ONLY	9- 9	178	5-5	142	298	189	189	18	18	
DIV. I NON-CONF.	3- 4	201	0	21	327	110	110	17	17	
TOTALS	RPI 1-25	RPI 26-50	W-L RECORDS	RPI 51-100	RPI 101-150	RPI 150+				
9- 9	0- 0	0- 2	OVERALL	0- 2	0- 1	9- 4				
5- 5	0- 0	0- 1	HOME	0- 2	0- 0	5- 2				
4- 3	0- 0	0- 1	AWAY	0- 0	0- 1	4- 1				
0- 1	0- 0	0- 0	NEUTRAL	0- 0	0- 0	0- 1				
3- 4	0- 0	0- 2	NON-CONFERENCE	0- 1	0- 0	3- 1				
1- 2	0- 0	0- 1	HOME	0- 1	0- 0	1- 0				
2- 1	0- 0	0- 1	AWAY	0- 0	0- 0	2- 0				
0- 1	0- 0	0- 0	NEUTRAL	0- 0	0- 0	0- 1				
6- 5	0- 0	0- 0	CONFERENCE	0- 1	0- 1	6- 3				
4- 3	0- 0	0- 0	HOME	0- 1	0- 0	4- 2				
2- 2	0- 0	0- 0	AWAY	0- 0	0- 1	2- 1				
0- 0	0- 0	0- 0	NEUTRAL	0- 0	0- 0	0- 0				

RPI S	Opponent	Score	RPI S	Opponent	Score	RPI S	Opponent	Score	RPI S	Opponent	Score	Team's RPI: 189
27	H Arizona	42 77	71	H Fresno St.	63 76	106	A Idaho	51 52				
49	A South Dakota	64 96	96	H Montana St.	61 66	158	A Northern Ariz.	79 71				
						184	A Portland St.	65 78				
						184	H Portland St.	62 55				
						185	N Santa Clara	58 68				
						217	H Southern Utah	81 74				
						221	H Northern Colo.	58 67				
						228	H Idaho St.	53 67				
						236	A Cal St. Fullerton	71 69				
						254	H Grand Canyon	72 67				
						307	H Eastern Wash.	92 54				
						309	A Sacramento St.	64 60				
						316	H Weber St.	85 57				
						327	A Utah Valley	63 52				
LAST 10 Division I												
96	H Montana St.	61 66	184	A Portland St.	65 78							
184	H Portland St.	62 55	307	H Eastern Wash.	92 54							
316	H Weber St.	85 57	221	H Northern Colo.	58 67							
228	H Idaho St.	53 67	217	H Southern Utah	81 74							
106	A Idaho	51 52	309	A Sacramento St.	64 60							

Non-Div I Games: Mont. St.-Northern 98 45 Mont. St. Billings 70 53

Montana

Loss, Non-Conf, S Site, H Home A Away N Neutral

Average RPI Win:	238	WON-LOST	WINNING	LAST 10	STRENGTH OF	OPP. STRENGTH	TEAM	ADJ.	CONF.	ADJ CONF.
Average RPI Loss:	71	RECORD	PCT. RANK	GAMES	SCHEDULE	OF SCHEDULE	RPI	RPI	RPI	RPI

DIV. I ONLY	11- 6	93	9-1	130	188	96	96	18	18
DIV. I NON-CONF.	2- 5	259	0	9	81	120	120	17	17

TOTALS	RPI 1-25	RPI 26-50	W-L RECORDS	RPI 51-100	RPI 101-150	RPI 150+
11- 6	0- 2	0- 0	OVERALL	0- 2	0- 1	11- 1
5- 2	0- 1	0- 0	HOME	0- 0	0- 1	5- 0
6- 2	0- 0	0- 0	AWAY	0- 2	0- 0	6- 0
0- 2	0- 1	0- 0	NEUTRAL	0- 0	0- 0	0- 1
2- 5	0- 2	0- 0	NON-CONFERENCE	0- 2	0- 0	2- 1
1- 1	0- 1	0- 0	HOME	0- 0	0- 0	1- 0
1- 2	0- 0	0- 0	AWAY	0- 2	0- 0	1- 0
0- 2	0- 1	0- 0	NEUTRAL	0- 0	0- 0	0- 1
9- 1	0- 0	0- 0	CONFERENCE	0- 0	0- 1	9- 0
4- 1	0- 0	0- 0	HOME	0- 0	0- 1	4- 0
5- 0	0- 0	0- 0	AWAY	0- 0	0- 0	5- 0
0- 0	0- 0	0- 0	NEUTRAL	0- 0	0- 0	0- 0

RPI S	Opponent	Score	RPI S	Opponent	Score	RPI S	Opponent	Score	RPI S	Opponent	Score
6	H Gonzaga	55 70				60	A Minnesota	60 71	106	H Idaho	68 69
16	N Texas A&M	67 78				70	A South Dakota St.	50 60	158	A Northern Ariz.	72 64
									167	N Wichita St.	64 66
									171	H UC Davis	77 65
									184	A Portland St.	73 62
									189	A Montana	66 61
									217	H Southern Utah	91 65
									221	H Northern Colo.	91 58
									228	H Idaho St.	67 59
									307	A Eastern Wash.	89 85
									309	A Sacramento St.	85 48
									313	A Seattle U	73 65
									316	H Weber St.	81 52
LAST 10 Division I											
189	A Montana	66 61	106	H Idaho	68 69						
228	H Idaho St.	67 59	217	H Southern Utah	91 65						
316	H Weber St.	81 52	221	H Northern Colo.	91 58						
307	A Eastern Wash.	89 85	158	A Northern Ariz.	72 64						
184	A Portland St.	73 62	309	A Sacramento St.	85 48						

Non-Div I Games: Carroll (MT) 67 33 Mont. St.-Northern 93 34

Montana St.

Loss, Non-Conf, S Site, H Home A Away N Neutral

Average RPI Win:	293	WON-LOST	WINNING	LAST 10	STRENGTH OF	OPP. STRENGTH	TEAM	ADJ.	CONF.	ADJ CONF.
Average RPI Loss:	129	RECORD	PCT. RANK	GAMES	SCHEDULE	OF SCHEDULE	RPI	RPI	RPI	RPI
DIV. I ONLY	6- 14	278	4-6	105	290	253	253	20	20	
DIV. I NON-CONF.	2- 8	295	0	74	182	253	253	23	23	
TOTALS	RPI 1-25	RPI 26-50	W-L RECORDS	RPI 51-100	RPI 101-150	RPI 150+				
6- 14	0- 2	0- 0	OVERALL	0- 3	0- 3	6- 6				
4- 6	0- 0	0- 0	HOME	0- 1	0- 2	4- 3				
2- 8	0- 2	0- 0	AWAY	0- 2	0- 1	2- 3				
0- 0	0- 0	0- 0	NEUTRAL	0- 0	0- 0	0- 0				
2- 8	0- 2	0- 0	NON-CONFERENCE	0- 1	0- 2	2- 3				
2- 2	0- 0	0- 0	HOME	0- 0	0- 1	2- 1				
0- 6	0- 2	0- 0	AWAY	0- 1	0- 1	0- 2				
0- 0	0- 0	0- 0	NEUTRAL	0- 0	0- 0	0- 0				
4- 6	0- 0	0- 0	CONFERENCE	0- 2	0- 1	4- 3				
2- 4	0- 0	0- 0	HOME	0- 1	0- 1	2- 2				
2- 2	0- 0	0- 0	AWAY	0- 1	0- 0	2- 1				
0- 0	0- 0	0- 0	NEUTRAL	0- 0	0- 0	0- 0				

RPI 1-25				RPI 26-50				RPI 51-100				RPI 101+ Team's RPI: 253			
RPI	S	Opponent	Score	RPI	S	Opponent	Score	RPI	S	Opponent	Score	RPI	S	Opponent	Score
5	A	Baylor	47 94					65	A	Belmont	62 71	104	A	Michigan St.	48 93
21	A	Kentucky	54 79					73	H	UT Martin	64 82	122	H	N.C. A&T	56 74
								85	A	Dayton	41 58	138	H	Southeast Mo. St.	61 67
												157	A	Valparaiso	53 55
												163	A	Tennessee Tech	75 82
												163	H	Tennessee Tech	55 75
												226	A	Bowling Green	65 79
												227	H	Eastern Ill.	51 57
												232	H	Radford	73 62
												248	H	Saint Francis (PA)	65 54
												251	H	Stetson	55 58
												305	A	Jacksonville St.	69 55
												305	H	Jacksonville St.	67 48
												326	H	SIUE	75 69
												339	A	Tennessee St.	84 47
LAST 10 Division I															
73	H	UT Martin	64 82	339	A	Tennessee St.	84 47								
138	H	Southeast Mo. St.	61 67	227	H	Eastern Ill.	51 57								
305	A	Jacksonville St.	69 55	326	H	SIUE	75 69								
163	A	Tennessee Tech	75 82	163	H	Tennessee Tech	55 75								
65	A	Belmont	62 71	305	H	Jacksonville St.	67 48								

Non-Div I Games: Asbury 107 55 Midway 107 55

Morehead St.

Average RPI Win:	283	WON-LOST	WINNING	LAST 10	STRENGTH OF	OPP. STRENGTH	TEAM	ADJ.	CONF.	ADJ CONF.
Average RPI Loss:	189	RECORD	PCT. RANK	GAMES	SCHEDULE	OF SCHEDULE	RPI	RPI	RPI	RPI
DIV. I ONLY	9- 11	205	7-3	316	313	233	233	29	29	
DIV. I NON-CONF.	2- 9	304	0-1	256	229	310	310	31	31	
TOTALS	RPI 1-25	RPI 26-50	W-L RECORDS	RPI 51-100	RPI 101-150	RPI 150+				
9- 11	0- 0	0- 2	OVERALL	0- 2	1- 0	8- 7				
4- 0	0- 0	0- 0	HOME	0- 0	1- 0	3- 0				
5- 9	0- 0	0- 2	AWAY	0- 1	0- 0	5- 6				
0- 2	0- 0	0- 0	NEUTRAL	0- 1	0- 0	0- 1				
2- 9	0- 0	0- 2	NON-CONFERENCE	0- 2	0- 0	2- 5				
1- 0	0- 0	0- 0	HOME	0- 0	0- 0	1- 0				
1- 7	0- 0	0- 2	AWAY	0- 1	0- 0	1- 4				
0- 2	0- 0	0- 0	NEUTRAL	0- 1	0- 0	0- 1				
7- 2	0- 0	0- 0	CONFERENCE	0- 0	1- 0	6- 2				
3- 0	0- 0	0- 0	HOME	0- 0	1- 0	2- 0				
4- 2	0- 0	0- 0	AWAY	0- 0	0- 0	4- 2				
0- 0	0- 0	0- 0	NEUTRAL	0- 0	0- 0	0- 0				

RPI 1-25				RPI 26-50				RPI 51-100				RPI 101+				Team's RPI: 233
RPI	S	Opponent	Score	RPI	S	Opponent	Score	RPI	S	Opponent	Score	RPI	S	Opponent	Score	
				37	A	Marquette	48 70	57	A	Nebraska	55 78	122	H	N.C. A&T	42 38	
				46	A	Michigan	48 80	84	N	Stony Brook	56 63	152	A	Bethune-Cookman	65 74	
												198	N	Akron	45 52	
												257	A	Marshall	57 52	
												261	A	Delaware St.	61 69	
												262	A	Howard	68 52	
												262	H	Howard	74 67	
												276	H	Texas St.	72 62	
												293	A	Omaha	64 70	
												302	A	UMBC	63 65	
												310	A	Hofstra	39 51	
												323	A	UMES	55 44	
												336	A	Saint Peter's	77 78	
												343	A	Coppin St.	47 42	
												349	A	Florida A&M	59 47	
												350	H	South Carolina St.	77 47	
LAST 10 Division I																
				262	A	Howard	68 52	152	A	Bethune-Cookman	65 74					
				323	A	UMES	55 44	349	A	Florida A&M	59 47					
				343	A	Coppin St.	47 42	350	H	South Carolina St.	77 47					
				122	H	N.C. A&T	42 38	261	A	Delaware St.	61 69					
				262	H	Howard	74 67	198	N	Akron	45 52					

Non-Div I Games: Washington Adventis84 52 Notre Dame (MD) 113 34

Morgan St.

Loss, Non-Conf, S Site, H Home A Away N Neutral

Average RPI Win:	284	WON-LOST	WINNING	LAST 10	STRENGTH OF	OPP. STRENGTH	TEAM	ADJ.	CONF.	ADJ CONF.
Average RPI Loss:	154	RECORD	PCT. RANK	GAMES	SCHEDULE	OF SCHEDULE	RPI	RPI	RPI	RPI
DIV. I ONLY	10- 9	162	7-3	301	246	224	224	30	30	
DIV. I NON-CONF.	4- 7	225	1-1	146	123	189	189	30	30	
TOTALS	RPI 1-25	RPI 26-50	W-L RECORDS	RPI 51-100	RPI 101-150	RPI 150+				
10- 9	0- 2	0- 1	OVERALL	0- 0	1- 1	9- 5				
6- 2	0- 0	0- 0	HOME	0- 0	0- 1	6- 1				
3- 6	0- 2	0- 1	AWAY	0- 0	0- 0	3- 3				
1- 1	0- 0	0- 0	NEUTRAL	0- 0	1- 0	0- 1				
4- 7	0- 2	0- 1	NON-CONFERENCE	0- 0	1- 1	3- 3				
2- 1	0- 0	0- 0	HOME	0- 0	0- 1	2- 0				
1- 5	0- 2	0- 1	AWAY	0- 0	0- 0	1- 2				
1- 1	0- 0	0- 0	NEUTRAL	0- 0	1- 0	0- 1				
6- 2	0- 0	0- 0	CONFERENCE	0- 0	0- 0	6- 2				
4- 1	0- 0	0- 0	HOME	0- 0	0- 0	4- 1				
2- 1	0- 0	0- 0	AWAY	0- 0	0- 0	2- 1				
0- 0	0- 0	0- 0	NEUTRAL	0- 0	0- 0	0- 0				

RPI 1-25				RPI 26-50				RPI 51-100				RPI 101+ Team's RPI: 224			
RPI	S	Opponent	Score	RPI	S	Opponent	Score	RPI	S	Opponent	Score	RPI	S	Opponent	Score
13	A	Indiana	52 75	31	A	Old Dominion	34 85					124	N	Richmond	75 67
21	A	Kentucky	44 67									141	H	Lehigh	65 66
												160	N	Hampton	60 68
												168	A	Towson	57 73
												206	A	Merrimack	55 76
												232	A	Radford	75 58
												269	H	Wagner	78 63
												274	H	Loyola Maryland	81 75
												302	H	UMBC	71 61
												308	H	St. Francis Brooklyn	69 60
												319	A	Bryant	76 70
												319	H	Bryant	67 72
												323	A	UMES	76 78
												331	A	Fairleigh Dickinson	69 61
												335	H	LIU Brooklyn	75 57
												345	H	Central Conn. St.	72 64
LAST 10 Division I															
331	A	Fairleigh Dickinson	69 61	319	A	Bryant	76 70								
319	H	Bryant	67 72	335	H	LIU Brooklyn	75 57								
308	H	St. Francis Brooklyn	69 60	269	H	Wagner	78 63								
345	H	Central Conn. St.	72 64	31	A	Old Dominion	34 85								
206	A	Merrimack	55 76	124	N	Richmond	75 67								

Non-Div I Games: Frostburg St. 94 40

Mt. St. Mary's

Loss, Non-Conf, S Site, H Home A Away N Neutral

Average RPI Win:	272	WON-LOST	WINNING	LAST 10	STRENGTH OF	OPP. STRENGTH	TEAM	ADJ.	CONF.	ADJ CONF.
Average RPI Loss:	107	RECORD	PCT. RANK	GAMES	SCHEDULE	OF SCHEDULE	RPI	RPI	RPI	RPI
DIV. I ONLY	9- 10	195	4-6	224	232	208	208	20	20	
DIV. I NON-CONF.	5- 4	140	0	290	118	172	172	23	23	
TOTALS	RPI 1-25	RPI 26-50	W-L RECORDS	RPI 51-100	RPI 101-150	RPI 150+				
9- 10	0- 2	0- 0	OVERALL	0- 4	1- 2	8- 2				
6- 3	0- 0	0- 0	HOME	0- 2	1- 1	5- 0				
3- 7	0- 2	0- 0	AWAY	0- 2	0- 1	3- 2				
0- 0	0- 0	0- 0	NEUTRAL	0- 0	0- 0	0- 0				
5- 4	0- 2	0- 0	NON-CONFERENCE	0- 1	0- 1	5- 0				
2- 1	0- 0	0- 0	HOME	0- 0	0- 1	2- 0				
3- 3	0- 2	0- 0	AWAY	0- 1	0- 0	3- 0				
0- 0	0- 0	0- 0	NEUTRAL	0- 0	0- 0	0- 0				
4- 6	0- 0	0- 0	CONFERENCE	0- 3	1- 1	3- 2				
4- 2	0- 0	0- 0	HOME	0- 2	1- 0	3- 0				
0- 4	0- 0	0- 0	AWAY	0- 1	0- 1	0- 2				
0- 0	0- 0	0- 0	NEUTRAL	0- 0	0- 0	0- 0				

RPI 1-25				RPI 26-50				RPI 51-100				RPI 101+ Team's RPI: 208			
RPI	S	Opponent	Score	RPI	S	Opponent	Score	RPI	S	Opponent	Score	RPI	S	Opponent	Score
3	A	Louisville	40 76					65	H	Belmont	56 86	138	A	Southeast Mo. St.	73 88
14	A	Mississippi St.	43 124					73	A	UT Martin	56 98	138	H	Southeast Mo. St.	70 62
								73	H	UT Martin	64 89	148	H	Samford	56 84
								91	A	Southern Ill.	66 76	163	A	Tennessee Tech	72 77
												202	H	Arkansas St.	77 62
												227	H	Eastern Ill.	92 87
												266	A	Lipscomb	67 57
												277	H	Indiana St.	70 62
												305	A	Jacksonville St.	51 68
												324	A	Evansville	61 59
												326	H	SIUE	74 60
												339	H	Tennessee St.	100 62
												351	A	Mississippi Val.	72 66
LAST 10 Division I															
326	H	SIUE	74 60	73	A	UT Martin	56 98								
227	H	Eastern Ill.	92 87	163	A	Tennessee Tech	72 77								
339	H	Tennessee St.	100 62	305	A	Jacksonville St.	51 68								
65	H	Belmont	56 86	138	H	Southeast Mo. St.	70 62								
138	A	Southeast Mo. St.	73 88	73	H	UT Martin	64 89								

Non-Div I Games: Cumberland (TN) 93 60 Christian Bros. 95 59

Murray St.

Loss, Non-Conf, S Site, H Home A Away N Neutral

Average RPI Win:	238	WON-LOST	WINNING	LAST 10	STRENGTH OF	OPP. STRENGTH	TEAM	ADJ.	CONF.	ADJ CONF.
Average RPI Loss:	122	RECORD	PCT. RANK	GAMES	SCHEDULE	OF SCHEDULE	RPI	RPI	RPI	RPI
DIV. I ONLY	12- 6	73	8-2	268	139	122	122	29	29	
DIV. I NON-CONF.	6- 4	123	2-0	122	38	64	64	31	31	
TOTALS	RPI 1-25	RPI 26-50	W-L RECORDS	RPI 51-100	RPI 101-150	RPI 150+				
12- 6	0- 1	0- 0	OVERALL	0- 2	1- 0	11- 3				
5- 1	0- 0	0- 0	HOME	0- 0	0- 0	5- 1				
6- 4	0- 1	0- 0	AWAY	0- 1	1- 0	5- 2				
1- 1	0- 0	0- 0	NEUTRAL	0- 1	0- 0	1- 0				
6- 4	0- 1	0- 0	NON-CONFERENCE	0- 2	1- 0	5- 1				
2- 0	0- 0	0- 0	HOME	0- 0	0- 0	2- 0				
3- 3	0- 1	0- 0	AWAY	0- 1	1- 0	2- 1				
1- 1	0- 0	0- 0	NEUTRAL	0- 1	0- 0	1- 0				
6- 2	0- 0	0- 0	CONFERENCE	0- 0	0- 0	6- 2				
3- 1	0- 0	0- 0	HOME	0- 0	0- 0	3- 1				
3- 1	0- 0	0- 0	AWAY	0- 0	0- 0	3- 1				
0- 0	0- 0	0- 0	NEUTRAL	0- 0	0- 0	0- 0				

RPI 1-25				RPI 26-50				RPI 51-100				RPI 101+ Team's RPI: 122			
RPI	S	Opponent	Score	RPI	S	Opponent	Score	RPI	S	Opponent	Score	RPI	S	Opponent	Score
18	A	NC State	44 80					55	N	Miami (FL)	67 68	101	A	VCU	69 58
								75	A	Georgia	54 72	152	H	Bethune-Cookman	58 69
												153	H	UNC Greensboro	57 48
												175	A	Clemson	82 74
												179	H	Norfolk St.	53 39
												198	A	Akron	52 64
												202	N	Arkansas St.	55 50
												233	A	Morgan St.	38 42
												253	A	Morehead St.	74 56
												259	H	ETSU	80 69
												261	A	Delaware St.	69 45
												261	H	Delaware St.	58 53
												323	A	UMES	67 31
												343	A	Coppin St.	84 38
												349	H	Florida A&M	71 44
LAST 10 Division I															
179	H	Norfolk St.	53 39	261	A	Delaware St.	69 45								
261	H	Delaware St.	58 53	323	A	UMES	67 31								
152	H	Bethune-Cookman	58 69	349	H	Florida A&M	71 44								
233	A	Morgan St.	38 42	101	A	VCU	69 58								
343	A	Coppin St.	84 38	175	A	Clemson	82 74								

Non-Div I Games: Saint Augustine's 75 44 Johnson & Wales (NC121 61

N.C. A&T

Loss, Non-Conf, S Site, H Home A Away N Neutral

N.C. Central

Through Games Of Feb. 1, 2020

Average RPI Win:	303	WON-LOST	WINNING	LAST 10	STRENGTH OF	OPP. STRENGTH	TEAM	ADJ.	CONF.	ADJ CONF.
Average RPI Loss:	199	RECORD	PCT. RANK	GAMES	SCHEDULE	OF SCHEDULE	RPI	RPI	RPI	RPI
DIV. I ONLY	5- 13	289	4-6	340	259	322	322	29	29	
DIV. I NON-CONF.	2- 9	304	1-2	210	213	306	306	31	31	
TOTALS	RPI 1-25	RPI 26-50	W-L RECORDS	RPI 51-100	RPI 101-150	RPI 150+				
5- 13	0- 1	0- 0	OVERALL	0- 1	1- 1	4- 10				
3- 4	0- 0	0- 0	HOME	0- 0	1- 0	2- 4				
2- 8	0- 1	0- 0	AWAY	0- 1	0- 1	2- 5				
0- 1	0- 0	0- 0	NEUTRAL	0- 0	0- 0	0- 1				
2- 9	0- 1	0- 0	NON-CONFERENCE	0- 1	1- 1	1- 6				
1- 3	0- 0	0- 0	HOME	0- 0	1- 0	0- 3				
1- 5	0- 1	0- 0	AWAY	0- 1	0- 1	1- 2				
0- 1	0- 0	0- 0	NEUTRAL	0- 0	0- 0	0- 1				
3- 4	0- 0	0- 0	CONFERENCE	0- 0	0- 0	3- 4				
2- 1	0- 0	0- 0	HOME	0- 0	0- 0	2- 1				
1- 3	0- 0	0- 0	AWAY	0- 0	0- 0	1- 3				
0- 0	0- 0	0- 0	NEUTRAL	0- 0	0- 0	0- 0				

RPI 1-25				RPI 26-50				RPI 51-100				RPI 101+ Team's RPI: 322			
RPI	S	Opponent	Score	RPI	S	Opponent	Score	RPI	S	Opponent	Score	RPI	S	Opponent	Score
8	A	Iowa	50 102					58	A	North Carolina	53 92	130	H	Campbell	67 64
												137	A	California	69 90
												152	A	Bethune-Cookman	52 73
												190	N	Penn St.	68 92
												200	A	CSU Bakersfield	71 80
												209	H	High Point	58 78
												250	A	Col. of Charleston	78 85
												258	H	Winthrop	46 56
												261	A	Delaware St.	54 64
												261	H	Delaware St.	60 64
												283	H	FIU	58 59
												323	A	UMES	63 65
												335	A	LIU Brooklyn	61 59
												349	A	Florida A&M	71 70
												349	H	Florida A&M	66 57
												350	H	South Carolina St.	90 49
LAST 10 Division I															
350	H	South Carolina St.	90 49	261	A	Delaware St.	54 64	349	H	Florida A&M	66 57				
261	H	Delaware St.	60 64	349	A	LIU Brooklyn	61 59	8	A	Iowa	50 102				
349	A	Florida A&M	71 70	58	A	North Carolina	53 92								
152	A	Bethune-Cookman	52 73												
323	A	UMES	63 65												

Non-Div I Games: Washington Adventis83 48 Lincoln (PA) 53 68

N.C. Central

Loss, Non-Conf, S Site, H Home A Away N Neutral

Average RPI Win:	138	WON-LOST	WINNING	LAST 10	STRENGTH OF	OPP. STRENGTH	TEAM	ADJ.	CONF.	ADJ CONF.
Average RPI Loss:	58	RECORD	PCT. RANK	GAMES	SCHEDULE	OF SCHEDULE	RPI	RPI	RPI	RPI
DIV. I ONLY	20- 1	3	9-1	115	29	18	18	5	5	
DIV. I NON-CONF.	11- 0	1	0	182	51	17	17	3	3	
TOTALS	RPI 1-25	RPI 26-50	W-L RECORDS	RPI 51-100	RPI 101-150	RPI 150+				
20- 1	2- 0	3- 0	OVERALL	3- 1	2- 0	10- 0				
12- 0	2- 0	2- 0	HOME	2- 0	1- 0	5- 0				
6- 1	0- 0	0- 0	AWAY	1- 1	1- 0	4- 0				
2- 0	0- 0	1- 0	NEUTRAL	0- 0	0- 0	1- 0				
11- 0	1- 0	1- 0	NON-CONFERENCE	0- 0	1- 0	8- 0				
7- 0	1- 0	0- 0	HOME	0- 0	1- 0	5- 0				
2- 0	0- 0	0- 0	AWAY	0- 0	0- 0	2- 0				
2- 0	0- 0	1- 0	NEUTRAL	0- 0	0- 0	1- 0				
9- 1	1- 0	2- 0	CONFERENCE	3- 1	1- 0	2- 0				
5- 0	1- 0	2- 0	HOME	2- 0	0- 0	0- 0				
4- 1	0- 0	0- 0	AWAY	1- 1	1- 0	2- 0				
0- 0	0- 0	0- 0	NEUTRAL	0- 0	0- 0	0- 0				

RPI 1-25				Team's RPI: 18		RPI 26-50				RPI 51-100				RPI 101+					
RPI	S	Opponent	Score		RPI	S	Opponent	Score		RPI	S	Opponent	Score		RPI	S	Opponent	Score	
7	H	Maryland	66	59	34	N	Texas	84	73	58	A	North Carolina	60	66	122	H	N.C. A&T	80	44
23	H	Florida St.	68	51	35	H	Virginia Tech	76	69	58	H	North Carolina	76	68	126	A	Notre Dame	90	56
					42	H	Virginia	80	60	64	A	Boston College	72	54	155	H	Elon	62	49
										89	H	Wake Forest	59	45	174	A	Saint Mary's (CA)	87	70
															175	A	Clemson	79	60
															193	A	Hawaii	68	59
															213	H	Lamar University	81	40
															219	H	Chattanooga	74	38
															247	H	Maine	62	34
															249	H	UNCW	80	40
															256	N	North Texas	76	65
															273	A	Pittsburgh	88	44
LAST 10 Division I																			
175	A	Clemson	79	60	126	A	Notre Dame	90	56										
58	H	North Carolina	76	68	58	A	North Carolina	60	66										
273	A	Pittsburgh	88	44	42	H	Virginia	80	60										
89	H	Wake Forest	59	45	35	H	Virginia Tech	76	69										
23	H	Florida St.	68	51	64	A	Boston College	72	54										

Non-Div I Games:

NC State

Average RPI Win:	330	WON-LOST	WINNING	LAST 10	STRENGTH OF	OPP. STRENGTH	TEAM	ADJ.	CONF.	ADJ CONF.
Average RPI Loss:	182	RECORD	PCT. RANK	GAMES	SCHEDULE	OF SCHEDULE	RPI	RPI	RPI	RPI
DIV. I ONLY	3- 17	326	0-10	275	282	330	330	16	16	
DIV. I NON-CONF.	3- 10	282	0-3	293	341	324	324	15	15	
TOTALS	RPI 1-25	RPI 26-50	W-L RECORDS	RPI 51-100	RPI 101-150	RPI 150+				
3- 17	0- 0	0- 1	OVERALL	0- 3	0- 3	3- 10				
2- 6	0- 0	0- 0	HOME	0- 1	0- 2	2- 3				
1- 11	0- 0	0- 1	AWAY	0- 2	0- 1	1- 7				
0- 0	0- 0	0- 0	NEUTRAL	0- 0	0- 0	0- 0				
3- 10	0- 0	0- 0	NON-CONFERENCE	0- 2	0- 2	3- 6				
2- 3	0- 0	0- 0	HOME	0- 1	0- 1	2- 1				
1- 7	0- 0	0- 0	AWAY	0- 1	0- 1	1- 5				
0- 0	0- 0	0- 0	NEUTRAL	0- 0	0- 0	0- 0				
0- 7	0- 0	0- 1	CONFERENCE	0- 1	0- 1	0- 4				
0- 3	0- 0	0- 0	HOME	0- 0	0- 1	0- 2				
0- 4	0- 0	0- 1	AWAY	0- 1	0- 0	0- 2				
0- 0	0- 0	0- 0	NEUTRAL	0- 0	0- 0	0- 0				

RPI 1-25				RPI 26-50				RPI 51-100				RPI 101+				Team's RPI: 330	
RPI	S	Opponent	Score	RPI	S	Opponent	Score	RPI	S	Opponent	Score	RPI	S	Opponent	Score		
				29	A	FGCU	39 82	51	A	Colorado	57 80	103	H	Penn	51 85		
								81	A	North Florida	48 71	109	H	Liberty	53 67		
								86	H	Colgate	52 79	142	A	Cornell	44 68		
												169	A	Columbia	43 99		
												186	A	Binghamton	40 75		
												191	A	Jacksonville	67 88		
												218	H	Kennesaw St.	64 77		
												251	A	Stetson	49 72		
												266	H	Lipscomb	57 65		
												269	A	Wagner	59 61		
												295	A	Vermont	59 65		
												308	H	St. Francis Brooklyn	88 69		
												314	A	Air Force	48 68		
												331	H	Fairleigh Dickinson	59 68		
												336	H	Saint Peter's	76 73		
												346	A	Hartford	61 52		
LAST 10 Division I																	
				251	A	Stetson	49 72	81	A	North Florida	48 71						
				29	A	FGCU	39 82	109	H	Liberty	53 67						
				266	H	Lipscomb	57 65	186	A	Binghamton	40 75						
				218	H	Kennesaw St.	64 77	169	A	Columbia	43 99						
				191	A	Jacksonville	67 88	295	A	Vermont	59 65						

Non-Div I Games:

NJIT

Average RPI Win: 228	WON-LOST	WINNING	LAST 10	STRENGTH OF	OPP. STRENGTH	TEAM	ADJ.	CONF.	ADJ CONF.
Average RPI Loss: 170	RECORD	PCT. RANK	GAMES	SCHEDULE	OF SCHEDULE	RPI	RPI	RPI	RPI
DIV. I ONLY	6- 14	278	2-8	229	211	290	290	15	15
DIV. I NON-CONF.	4- 6	212	0	316	223	285	285	16	16
TOTALS	RPI 1-25	RPI 26-50	W-L RECORDS	RPI 51-100	RPI 101-150	RPI 150+			
6- 14	0- 0	0- 0	OVERALL	0- 3	0- 4	6- 7			
5- 5	0- 0	0- 0	HOME	0- 1	0- 2	5- 2			
1- 9	0- 0	0- 0	AWAY	0- 2	0- 2	1- 5			
0- 0	0- 0	0- 0	NEUTRAL	0- 0	0- 0	0- 0			
4- 6	0- 0	0- 0	NON-CONFERENCE	0- 1	0- 0	4- 5			
3- 1	0- 0	0- 0	HOME	0- 0	0- 0	3- 1			
1- 5	0- 0	0- 0	AWAY	0- 1	0- 0	1- 4			
0- 0	0- 0	0- 0	NEUTRAL	0- 0	0- 0	0- 0			
2- 8	0- 0	0- 0	CONFERENCE	0- 2	0- 4	2- 2			
2- 4	0- 0	0- 0	HOME	0- 1	0- 2	2- 1			
0- 4	0- 0	0- 0	AWAY	0- 1	0- 2	0- 1			
0- 0	0- 0	0- 0	NEUTRAL	0- 0	0- 0	0- 0			

RPI S	Opponent	Score	RPI S	Opponent	Score	RPI S	Opponent	Score	RPI S	Opponent	Score	Team's RPI: 290
						58	A North Carolina	40 80	123	A Holy Cross	43 57	
						76	H Bucknell	34 61	123	H Holy Cross	49 58	
						86	A Colgate	55 80	141	A Lehigh	40 70	
									141	H Lehigh	53 60	
									162	A Lafayette	52 79	
									172	H Boston U.	46 41	
									175	A Clemson	65 52	
									204	H La Salle	61 46	
									205	A Saint Joseph's	40 49	
									207	A Fairfield	52 66	
									218	H Kennesaw St.	82 62	
									235	H George Mason	58 67	
									247	A Maine	41 46	
									274	H Loyola Maryland	44 50	
									286	H Army West Point	57 45	
									295	A Vermont	56 64	
									314	H Air Force	67 59	
LAST 10 Division I												
			274	H Loyola Maryland	44 50		141	H Lehigh	53 60			
			123	A Holy Cross	43 57		86	A Colgate	55 80			
			286	H Army West Point	57 45		76	H Bucknell	34 61			
			172	H Boston U.	46 41		123	H Holy Cross	49 58			
			162	A Lafayette	52 79		141	A Lehigh	40 70			

Non-Div I Games: Stevenson 70 36

Navy

■ Loss,
 ■ Non-Conf,
 ■ S Site,
 ■ H Home
 ■ A Away
 N Neutral

Nebraska

Through Games Of Feb. 1, 2020

Average RPI Win: 164		WON-LOST	WINNING	LAST 10	STRENGTH OF	OPP. STRENGTH	TEAM	ADJ.	CONF.	ADJ CONF.
Average RPI Loss: 44		RECORD	PCT. RANK	GAMES	SCHEDULE	OF SCHEDULE	RPI	RPI	RPI	RPI
DIV. I ONLY		15- 6	52	5-5	88	43	57	57	2	2
DIV. I NON-CONF.		10- 1	19	0	283	137	88	88	2	2
TOTALS		RPI 1-25	RPI 26-50		W-L RECORDS		RPI 51-100	RPI 101-150	RPI 150+	
15- 6	1- 1	2- 3		OVERALL		2- 1	3- 1	7- 0		
11- 2	1- 0	2- 2		HOME		1- 0	1- 0	6- 0		
2- 4	0- 1	0- 1		AWAY		0- 1	2- 1	0- 0		
2- 0	0- 0	0- 0		NEUTRAL		1- 0	0- 0	1- 0		
10- 1	0- 0	1- 1		NON-CONFERENCE		1- 0	1- 0	7- 0		
7- 1	0- 0	1- 1		HOME		0- 0	0- 0	6- 0		
1- 0	0- 0	0- 0		AWAY		0- 0	1- 0	0- 0		
2- 0	0- 0	0- 0		NEUTRAL		1- 0	0- 0	1- 0		
5- 5	1- 1	1- 2		CONFERENCE		1- 1	2- 1	0- 0		
4- 1	1- 0	1- 1		HOME		1- 0	1- 0	0- 0		
1- 4	0- 1	0- 1		AWAY		0- 1	1- 1	0- 0		
0- 0	0- 0	0- 0		NEUTRAL		0- 0	0- 0	0- 0		

RPI	S	Opponent	Score	RPI	S	Opponent	Score	RPI	S	Opponent	Score	RPI	S	Opponent	Score
7	A	Maryland	69 87	26	H	Purdue	68 76	60	A	Minnesota	61 67	104	A	Michigan St.	70 78
8	H	Iowa	78 69	28	H	Creighton	74 79	60	H	Minnesota	72 58	118	A	Wisconsin	72 71
				38	H	Duke	83 79	88	N	Southern California	67 54	118	H	Wisconsin	65 50
				39	A	Rutgers	65 69					145	A	Missouri	90 85
				46	H	Michigan	74 71					215	H	Manhattan	71 51
												233	H	Morgan St.	78 55
												242	H	Southern U.	73 39
												252	H	Oral Roberts	77 67
												282	N	Sacred Heart	72 49
												284	H	Alabama A&M	68 46
												326	H	SIUE	63 49
LAST 10 Division I															
60	A	Minnesota	61 67	39	A	Rutgers	65 69								
118	A	Wisconsin	72 71	118	H	Wisconsin	65 50								
26	H	Purdue	68 76	60	H	Minnesota	72 58								
46	H	Michigan	74 71	104	A	Michigan St.	70 78								
7	A	Maryland	69 87	8	H	Iowa	78 69								

Non-Div I Games:

Nebraska

■ Loss,
 ■ Non-Conf, S Site,
 ■ Home
 ■ Away
 N Neutral

Nevada

Through Games Of Feb. 1, 2020

Average RPI Win: 286	WON-LOST	WINNING	LAST 10	STRENGTH OF	OPP. STRENGTH	TEAM	ADJ.	CONF.	ADJ CONF.
Average RPI Loss: 166	RECORD	PCT. RANK	GAMES	SCHEDULE	OF SCHEDULE	RPI	RPI	RPI	RPI
DIV. I ONLY	9- 12	220	3-7	313	252	287	287	17	17
DIV. I NON-CONF.	6- 4	123	0	321	307	231	231	24	24
TOTALS	RPI 1-25	RPI 26-50	W-L RECORDS	RPI 51-100	RPI 101-150	RPI 150+			
9- 12	0- 0	0- 0	OVERALL	0- 1	0- 5	9- 6			
7- 4	0- 0	0- 0	HOME	0- 0	0- 3	7- 1			
1- 8	0- 0	0- 0	AWAY	0- 1	0- 2	1- 5			
1- 0	0- 0	0- 0	NEUTRAL	0- 0	0- 0	1- 0			
6- 4	0- 0	0- 0	NON-CONFERENCE	0- 1	0- 2	6- 1			
4- 1	0- 0	0- 0	HOME	0- 0	0- 1	4- 0			
1- 3	0- 0	0- 0	AWAY	0- 1	0- 1	1- 1			
1- 0	0- 0	0- 0	NEUTRAL	0- 0	0- 0	1- 0			
3- 8	0- 0	0- 0	CONFERENCE	0- 0	0- 3	3- 5			
3- 3	0- 0	0- 0	HOME	0- 0	0- 2	3- 1			
0- 5	0- 0	0- 0	AWAY	0- 0	0- 1	0- 4			
0- 0	0- 0	0- 0	NEUTRAL	0- 0	0- 0	0- 0			

N
e
v
a
d
aN
e
v
a
d
a

RPI 1-25				RPI 26-50				RPI 51-100				RPI 101+				Team's RPI: 287	
RPI	S	Opponent	Score	RPI	S	Opponent	Score	RPI	S	Opponent	Score	RPI	S	Opponent	Score		
								88	A	Southern California	47	50	102	A	Boise St.	40	54
												102	H	Boise St.	72	83	
												107	A	Utah	62	68	
												117	H	SFA	65	80	
												135	H	San Jose St.	70	72	
												174	H	Saint Mary's (CA)	78	72	
												182	A	UNLV	64	66	
												184	A	Portland St.	75	80	
												192	A	Wyoming	59	83	
												201	A	New Mexico	67	87	
												243	H	San Diego St.	70	69	
												267	A	Colorado St.	70	75	
												267	H	Colorado St.	74	63	
												294	H	Utah St.	69	60	
												300	N	UTRGV	62	57	
												309	H	Sacramento St.	83	72	
												314	H	Air Force	61	68	
												315	H	Cal Poly	71	40	
												327	A	Utah Valley	60	57	
												347	H	Chicago St.	80	60	
LAST 10 Division I																	
				102	H	Boise St.	72	83				192	A	Wyoming	59	83	
				267	H	Colorado St.	74	63				294	H	Utah St.	69	60	
				201	A	New Mexico	67	87				135	H	San Jose St.	70	72	
				182	A	UNLV	64	66				102	A	Boise St.	40	54	
				243	H	San Diego St.	70	69				267	A	Colorado St.	70	75	

Non-Div I Games: Stanislaus St. 80 62

Nevada

■ Loss,
 ■ Non-Conf, S Site,
 ■ Home
 ■ Away
 N Neutral

New Hampshire

Through Games Of Feb. 1, 2020

Average RPI Win:	320	WON-LOST	WINNING	LAST 10	STRENGTH OF	OPP. STRENGTH	TEAM	ADJ.	CONF.	ADJ CONF.
Average RPI Loss:	162	RECORD	PCT. RANK	GAMES	SCHEDULE	OF SCHEDULE	RPI	RPI	RPI	RPI
DIV. I ONLY	6- 14	278	4-6	222	306	275	275	28	28	
DIV. I NON-CONF.	2- 9	304	0-1	187	242	298	298	27	27	
TOTALS	RPI 1-25	RPI 26-50	W-L RECORDS	RPI 51-100	RPI 101-150	RPI 150+				
6- 14	0- 2	0- 0	OVERALL	0- 1	0- 2	6- 9				
2- 6	0- 0	0- 0	HOME	0- 1	0- 0	2- 5				
4- 8	0- 2	0- 0	AWAY	0- 0	0- 2	4- 4				
0- 0	0- 0	0- 0	NEUTRAL	0- 0	0- 0	0- 0				
2- 9	0- 2	0- 0	NON-CONFERENCE	0- 0	0- 2	2- 5				
1- 3	0- 0	0- 0	HOME	0- 0	0- 0	1- 3				
1- 6	0- 2	0- 0	AWAY	0- 0	0- 2	1- 2				
0- 0	0- 0	0- 0	NEUTRAL	0- 0	0- 0	0- 0				
4- 5	0- 0	0- 0	CONFERENCE	0- 1	0- 0	4- 4				
1- 3	0- 0	0- 0	HOME	0- 1	0- 0	1- 2				
3- 2	0- 0	0- 0	AWAY	0- 0	0- 0	3- 2				
0- 0	0- 0	0- 0	NEUTRAL	0- 0	0- 0	0- 0				

RPI 1-25				RPI 26-50				RPI 51-100				RPI 101+ Team's RPI: 275			
RPI	S	Opponent	Score	RPI	S	Opponent	Score	RPI	S	Opponent	Score	RPI	S	Opponent	Score
5	A	Baylor	29 97					84	H	Stony Brook	44 53	123	A	Holy Cross	61 82
19	A	Princeton	37 77									143	A	Massachusetts	65 67
												164	A	Dartmouth	47 66
												172	H	Boston U.	64 78
												186	H	Binghamton	53 63
												203	A	UMass Lowell	53 58
												203	H	UMass Lowell	53 66
												206	A	Merrimack	54 64
												225	H	Brown	68 76
												247	A	Maine	50 67
												285	H	North Dakota St.	61 67
												295	A	Vermont	59 51
												302	A	UMBC	72 63
												312	A	Albany (NY)	48 47
												319	A	Bryant	68 56
												345	H	Central Conn. St.	70 59
												346	H	Hartford	72 71
LAST 10 Division I															
203	H	UMass Lowell	53 66	84	H	Stony Brook	44 53								
295	A	Vermont	59 51	247	A	Maine	50 67								
186	H	Binghamton	53 63	346	H	Hartford	72 71								
302	A	UMBC	72 63	203	A	UMass Lowell	53 58								
312	A	Albany (NY)	48 47	19	A	Princeton	37 77								

Non-Div I Games: Wheaton (MA) 89 44

New Hampshire

Loss, Non-Conf, S Site, H Home A Away N Neutral

Average RPI Win:	238	WON-LOST	WINNING	LAST 10	STRENGTH OF	OPP. STRENGTH	TEAM	ADJ.	CONF.	ADJ CONF.
Average RPI Loss:	128	RECORD	PCT. RANK	GAMES	SCHEDULE	OF SCHEDULE	RPI	RPI	RPI	RPI
DIV. I ONLY	11- 12	190	3-7	151	194	201	201	17	17	
DIV. I NON-CONF.	8- 4	90	0-1	218	140	138	138	24	24	
TOTALS	RPI 1-25	RPI 26-50	W-L RECORDS	RPI 51-100	RPI 101-150	RPI 150+				
11- 12	0- 1	0- 1	OVERALL	0- 3	3- 3	8- 4				
7- 6	0- 0	0- 0	HOME	0- 2	2- 1	5- 3				
3- 5	0- 1	0- 0	AWAY	0- 1	0- 2	3- 1				
1- 1	0- 0	0- 1	NEUTRAL	0- 0	1- 0	0- 0				
8- 4	0- 1	0- 1	NON-CONFERENCE	0- 1	3- 0	5- 1				
5- 2	0- 0	0- 0	HOME	0- 1	2- 0	3- 1				
2- 1	0- 1	0- 0	AWAY	0- 0	0- 0	2- 0				
1- 1	0- 0	0- 1	NEUTRAL	0- 0	1- 0	0- 0				
3- 8	0- 0	0- 0	CONFERENCE	0- 2	0- 3	3- 3				
2- 4	0- 0	0- 0	HOME	0- 1	0- 1	2- 2				
1- 4	0- 0	0- 0	AWAY	0- 1	0- 2	1- 1				
0- 0	0- 0	0- 0	NEUTRAL	0- 0	0- 0	0- 0				

RPI 1-25				RPI 26-50				RPI 51-100				RPI 101+ Team's RPI: 201			
RPI	S	Opponent	Score	RPI	S	Opponent	Score	RPI	S	Opponent	Score	RPI	S	Opponent	Score
25	A	Arizona St.	47 84	40	N	West Virginia	60 73	71	A	Fresno St.	81 84	102	A	Boise St.	82 83
								71	H	Fresno St.	78 84	134	H	Providence	86 68
								78	H	Ball St.	57 70	135	A	San Jose St.	85 89
												135	H	San Jose St.	80 81
												145	N	Missouri	71 68
												146	H	Houston	81 71
												158	H	Northern Ariz.	83 76
												182	H	UNLV	51 68
												192	H	Wyoming	66 73
												231	A	UTEP	93 78
												243	A	San Diego St.	74 75
												263	H	LMU (CA)	72 73
												267	H	Colorado St.	73 62
												287	H	Nevada	87 67
												298	H	UC Riverside	80 70
												314	A	Air Force	75 53
												318	A	New Mexico St.	86 67
												318	H	New Mexico St.	107 53
LAST 10 Division I															
71	H	Fresno St.	78 84	267	H	Colorado St.	73 62								
243	A	San Diego St.	74 75	314	A	Air Force	75 53								
287	H	Nevada	87 67	71	A	Fresno St.	81 84								
135	A	San Jose St.	85 89	135	H	San Jose St.	80 81								
182	H	UNLV	51 68	78	H	Ball St.	57 70								

Non-Div I Games: Northern N.M. 92 44

New Mexico

■ Loss,
 ■ Non-Conf, S Site,
 ■ Home
 ■ Away
 N Neutral

Average RPI Win:	311	WON-LOST	WINNING	LAST 10	STRENGTH OF	OPP. STRENGTH	TEAM	ADJ.	CONF.	ADJ CONF.
Average RPI Loss:	216	RECORD	PCT. RANK	GAMES	SCHEDULE	OF SCHEDULE	RPI	RPI	RPI	RPI
DIV. I ONLY	6- 14	278	4-6	314	334	318	318	32	32	
DIV. I NON-CONF.	2- 10	313	0-2	258	299	327	327	32	32	
TOTALS	RPI 1-25	RPI 26-50	W-L RECORDS	RPI 51-100	RPI 101-150	RPI 150+				
6- 14	0- 1	0- 0	OVERALL	0- 0	0- 1	6- 12				
4- 6	0- 1	0- 0	HOME	0- 0	0- 0	4- 5				
2- 6	0- 0	0- 0	AWAY	0- 0	0- 1	2- 5				
0- 2	0- 0	0- 0	NEUTRAL	0- 0	0- 0	0- 2				
2- 10	0- 1	0- 0	NON-CONFERENCE	0- 0	0- 1	2- 8				
1- 5	0- 1	0- 0	HOME	0- 0	0- 0	1- 4				
1- 3	0- 0	0- 0	AWAY	0- 0	0- 1	1- 2				
0- 2	0- 0	0- 0	NEUTRAL	0- 0	0- 0	0- 2				
4- 4	0- 0	0- 0	CONFERENCE	0- 0	0- 0	4- 4				
3- 1	0- 0	0- 0	HOME	0- 0	0- 0	3- 1				
1- 3	0- 0	0- 0	AWAY	0- 0	0- 0	1- 3				
0- 0	0- 0	0- 0	NEUTRAL	0- 0	0- 0	0- 0				

RPI 1-25				RPI 26-50				RPI 51-100				RPI 101+ Team's RPI: 318			
RPI	S	Opponent	Score	RPI	S	Opponent	Score	RPI	S	Opponent	Score	RPI	S	Opponent	Score
25	H	Arizona St.	47 70									120	A	Abilene Christian	54 67
												151	N	Western Mich.	76 79
												200	A	CSU Bakersfield	59 60
												201	A	New Mexico	53 107
												201	H	New Mexico	67 86
												214	H	Pepperdine	69 72
												231	A	UTEP	45 65
												231	H	UTEP	57 63
												245	A	UMKC	52 56
												254	A	Grand Canyon	49 60
												291	A	Denver	78 75
												298	H	UC Riverside	58 60
												300	H	UTRGV	76 75
												301	H	California Baptist	57 56
												313	H	Seattle U	83 65
												316	H	Weber St.	77 47
												327	H	Utah Valley	54 58
												328	N	Georgia St.	51 59
												347	A	Chicago St.	73 60
LAST 10 Division I															
254	A	Grand Canyon	49 60	245	A	UMKC	52 56								
200	A	CSU Bakersfield	59 60	347	A	Chicago St.	73 60								
300	H	UTRGV	76 75	301	H	California Baptist	57 56								
313	H	Seattle U	83 65	120	A	Abilene Christian	54 67								
327	H	Utah Valley	54 58	25	H	Arizona St.	47 70								

Non-Div I Games: Western N.M. 75 56

New Mexico St.

■ Loss,
 ■ Non-Conf, S Site,
 ■ Home
 ■ Away
 N Neutral

New Orleans

Through Games Of Feb. 1, 2020

Average RPI Win:	253	WON-LOST	WINNING	LAST 10	STRENGTH OF	OPP. STRENGTH	TEAM	ADJ.	CONF.	ADJ CONF.
Average RPI Loss:	129	RECORD	PCT. RANK	GAMES	SCHEDULE	OF SCHEDULE	RPI	RPI	RPI	RPI
DIV. I ONLY	9- 9	178	8-2	159	260	159	159	23	23	
DIV. I NON-CONF.	2- 5	259	1-0	67	152	167	167	20	20	
TOTALS	RPI 1-25	RPI 26-50	W-L RECORDS	RPI 51-100	RPI 101-150	RPI 150+				
9- 9	0- 1	0- 1	OVERALL	0- 1	1- 3	8- 3				
4- 3	0- 0	0- 0	HOME	0- 0	1- 2	3- 1				
5- 6	0- 1	0- 1	AWAY	0- 1	0- 1	5- 2				
0- 0	0- 0	0- 0	NEUTRAL	0- 0	0- 0	0- 0				
2- 5	0- 1	0- 1	NON-CONFERENCE	0- 1	0- 0	2- 2				
1- 1	0- 0	0- 0	HOME	0- 0	0- 0	1- 1				
1- 4	0- 1	0- 1	AWAY	0- 1	0- 0	1- 1				
0- 0	0- 0	0- 0	NEUTRAL	0- 0	0- 0	0- 0				
7- 4	0- 0	0- 0	CONFERENCE	0- 0	1- 3	6- 1				
3- 2	0- 0	0- 0	HOME	0- 0	1- 2	2- 0				
4- 2	0- 0	0- 0	AWAY	0- 0	0- 1	4- 1				
0- 0	0- 0	0- 0	NEUTRAL	0- 0	0- 0	0- 0				

RPI S	Opponent	Score	RPI S	Opponent	Score	RPI S	Opponent	Score	RPI S	Opponent	Score	Team's RPI: 159
24	A LSU	49 83	41	A Arkansas	52 82	55	A Iowa St.	53 71	117	H SFA	53 50	
									120	A Abilene Christian	62 76	
									121	H A&M-Corpus Christi	53 83	
									144	H Sam Houston St.	46 78	
									154	H Louisiana	60 65	
									199	H North Dakota	79 73	
									211	A Central Ark.	49 37	
									213	A Lamar University	62 57	
									223	A Southeastern La.	57 73	
									268	A Ole Miss	69 64	
									276	A Texas St.	49 51	
									288	H Nicholls St.	77 65	
									303	A Incarnate Word	67 55	
									332	H McNeese	78 59	
									342	A Northwestern St.	77 63	
LAST 10 Division I												
223	A Southeastern La.	57 73	303	A Incarnate Word	67 55							
342	A Northwestern St.	77 63	211	A Central Ark.	49 37							
288	H Nicholls St.	77 65	117	H SFA	53 50							
121	H A&M-Corpus Christi	53 83	213	A Lamar University	62 57							
332	H McNeese	78 59	199	H North Dakota	79 73							

Non-Div I Games: Pensacola Christian91 31 Tougaloo 91 69

New Orleans

■ Loss,
■ Non-Conf, S Site,
■ Home
■ Away
N Neutral

Niagara

Through Games Of Feb. 1, 2020

Average RPI Win:	304	WON-LOST	WINNING	LAST 10	STRENGTH OF	OPP. STRENGTH	TEAM	ADJ.	CONF.	ADJ CONF.
Average RPI Loss:	151	RECORD	PCT. RANK	GAMES	SCHEDULE	OF SCHEDULE	RPI	RPI	RPI	RPI
DIV. I ONLY	7- 13	255	5-5	192	319	246	246	24	24	
DIV. I NON-CONF.	2- 7	288	0	179	313	268	268	25	25	
TOTALS	RPI 1-25	RPI 26-50	W-L RECORDS	RPI 51-100	RPI 101-150	RPI 150+				
7- 13	0- 0	0- 1	OVERALL	0- 6	0- 1	7- 5				
4- 3	0- 0	0- 0	HOME	0- 3	0- 0	4- 0				
3- 10	0- 0	0- 1	AWAY	0- 3	0- 1	3- 5				
0- 0	0- 0	0- 0	NEUTRAL	0- 0	0- 0	0- 0				
2- 7	0- 0	0- 1	NON-CONFERENCE	0- 2	0- 1	2- 3				
1- 1	0- 0	0- 0	HOME	0- 1	0- 0	1- 0				
1- 6	0- 0	0- 1	AWAY	0- 1	0- 1	1- 3				
0- 0	0- 0	0- 0	NEUTRAL	0- 0	0- 0	0- 0				
5- 6	0- 0	0- 0	CONFERENCE	0- 4	0- 0	5- 2				
3- 2	0- 0	0- 0	HOME	0- 2	0- 0	3- 0				
2- 4	0- 0	0- 0	AWAY	0- 2	0- 0	2- 2				
0- 0	0- 0	0- 0	NEUTRAL	0- 0	0- 0	0- 0				

RPI 1-25				RPI 26-50				RPI 51-100				RPI 101+				Team's RPI: 246
RPI	S	Opponent	Score	RPI	S	Opponent	Score	RPI	S	Opponent	Score	RPI	S	Opponent	Score	
				39	A	Rutgers	37 87	83	A	Marist	57 82	142	A	Cornell	59 82	
								83	H	Marist	67 94	186	A	Binghamton	55 74	
								86	A	Colgate	72 85	215	A	Manhattan	65 68	
								87	A	Rider	75 79	238	A	Iona	63 57	
								87	H	Rider	55 71	262	A	Howard	42 91	
								93	H	Buffalo	67 81	280	A	Monmouth	73 70	
												281	H	Oakland	77 63	
												289	A	St. Bonaventure	67 71	
												306	A	Siena	54 59	
												306	H	Siena	68 61	
												336	H	Saint Peter's	97 89	
												341	H	Canisius	81 62	
												343	A	Coppin St.	82 67	
LAST 10 Division I																
				83	A	Marist	57 82	280	A	Monmouth	73 70					
				306	A	Siena	54 59	238	A	Iona	63 57					
				341	H	Canisius	81 62	83	H	Marist	67 94					
				87	H	Rider	55 71	306	H	Siena	68 61					
				336	H	Saint Peter's	97 89	215	A	Manhattan	65 68					

Non-Div I Games:

Niagara

■ Loss,
 ■ Non-Conf,
 ■ S Site,
 ■ H Home
 ■ A Away
 N Neutral

Average RPI Win:	304	WON-LOST	WINNING	LAST 10	STRENGTH OF	OPP. STRENGTH	TEAM	ADJ.	CONF.	ADJ CONF.
Average RPI Loss:	146	RECORD	PCT. RANK	GAMES	SCHEDULE	OF SCHEDULE	RPI	RPI	RPI	RPI
DIV. I ONLY	4- 14	310	3-7	215	215	288	288	23	23	
DIV. I NON-CONF.	1- 6	318	0	34	60	226	226	20	20	
TOTALS	RPI 1-25	RPI 26-50	W-L RECORDS	RPI 51-100	RPI 101-150	RPI 150+				
4- 14	0- 3	0- 0	OVERALL	0- 2	0- 3	4- 6				
2- 3	0- 0	0- 0	HOME	0- 0	0- 1	2- 2				
2- 10	0- 3	0- 0	AWAY	0- 1	0- 2	2- 4				
0- 1	0- 0	0- 0	NEUTRAL	0- 1	0- 0	0- 0				
1- 6	0- 3	0- 0	NON-CONFERENCE	0- 2	0- 0	1- 1				
1- 0	0- 0	0- 0	HOME	0- 0	0- 0	1- 0				
0- 5	0- 3	0- 0	AWAY	0- 1	0- 0	0- 1				
0- 1	0- 0	0- 0	NEUTRAL	0- 1	0- 0	0- 0				
3- 8	0- 0	0- 0	CONFERENCE	0- 0	0- 3	3- 5				
1- 3	0- 0	0- 0	HOME	0- 0	0- 1	1- 2				
2- 5	0- 0	0- 0	AWAY	0- 0	0- 2	2- 3				
0- 0	0- 0	0- 0	NEUTRAL	0- 0	0- 0	0- 0				

RPI 1-25				RPI 26-50				RPI 51-100				RPI 101+ Team's RPI: 288			
RPI	S	Opponent	Score	RPI	S	Opponent	Score	RPI	S	Opponent	Score	RPI	S	Opponent	Score
13	A	Indiana	47 111					81	N	North Florida	61 64	120	H	Abilene Christian	84 95
22	A	TCU	47 72					98	A	Rice	47 71	121	A	A&M-Corpus Christi	49 55
24	A	LSU	32 63									144	A	Sam Houston St.	71 87
												159	A	New Orleans	65 77
												191	A	Jacksonville	55 72
												211	H	Central Ark.	46 53
												213	H	Lamar University	78 84
												223	A	Southeastern La.	67 65
												303	A	Incarnate Word	51 53
												311	A	Houston Baptist	84 78
												332	H	McNeese	79 63
												342	A	Northwestern St.	54 58
												348	H	La.-Monroe	74 59
LAST 10 Division I															
332	H	McNeese	79 63	223	A	Southeastern La.	67 65								
159	A	New Orleans	65 77	213	H	Lamar University	78 84								
311	A	Houston Baptist	84 78	144	A	Sam Houston St.	71 87								
211	H	Central Ark.	46 53	303	A	Incarnate Word	51 53								
342	A	Northwestern St.	54 58	120	H	Abilene Christian	84 95								

Non-Div I Games: Southern-N.O. 94 61 Paul Quinn 101 68

Nicholls St.

Average RPI Win: 244		WON-LOST	WINNING	LAST 10	STRENGTH OF	OPP. STRENGTH	TEAM	ADJ.	CONF.	ADJ CONF.
Average RPI Loss: 144		RECORD	PCT. RANK	GAMES	SCHEDULE	OF SCHEDULE	RPI	RPI	RPI	RPI
DIV. I ONLY		11- 8	122	6-4	233	289	179	179	29	29
DIV. I NON-CONF.		5- 7	205	0-3	108	215	176	176	31	31
TOTALS		RPI 1-25	RPI 26-50	W-L RECORDS	RPI 51-100	RPI 101-150	RPI 150+			
11- 8	0- 0		0- 1	OVERALL	1- 0	0- 5	10- 2			
6- 3	0- 0		0- 0	HOME	0- 0	0- 2	6- 1			
4- 4	0- 0		0- 0	AWAY	0- 0	0- 3	4- 1			
1- 1	0- 0		0- 1	NEUTRAL	1- 0	0- 0	0- 0			
5- 7	0- 0		0- 1	NON-CONFERENCE	1- 0	0- 4	4- 2			
2- 3	0- 0		0- 0	HOME	0- 0	0- 2	2- 1			
2- 3	0- 0		0- 0	AWAY	0- 0	0- 2	2- 1			
1- 1	0- 0		0- 1	NEUTRAL	1- 0	0- 0	0- 0			
6- 1	0- 0		0- 0	CONFERENCE	0- 0	0- 1	6- 0			
4- 0	0- 0		0- 0	HOME	0- 0	0- 0	4- 0			
2- 1	0- 0		0- 0	AWAY	0- 0	0- 1	2- 0			
0- 0	0- 0		0- 0	NEUTRAL	0- 0	0- 0	0- 0			

[illegible]

Non-Div I Games: Virginia-Lynchburg 123 48

Norfolk St.

■ Loss, ■ Non-Conf, S Site, ■ Home ■ Away N Neutral

Average RPI Win:	265	WON-LOST	WINNING	LAST 10	STRENGTH OF	OPP. STRENGTH	TEAM	ADJ.	CONF.	ADJ CONF.
Average RPI Loss:	108	RECORD	PCT. RANK	GAMES	SCHEDULE	OF SCHEDULE	RPI	RPI	RPI	RPI
DIV. I ONLY	12- 6	73	6-4	324	238	166	166	16	16	
DIV. I NON-CONF.	7- 3	80	1-1	349	321	240	240	15	15	
TOTALS	RPI 1-25	RPI 26-50	W-L RECORDS	RPI 51-100	RPI 101-150	RPI 150+				
12- 6	0- 1	0- 1	OVERALL	1- 1	1- 1	10- 2				
4- 2	0- 0	0- 1	HOME	1- 0	0- 1	3- 0				
4- 4	0- 1	0- 0	AWAY	0- 1	1- 0	3- 2				
4- 0	0- 0	0- 0	NEUTRAL	0- 0	0- 0	4- 0				
7- 3	0- 1	0- 0	NON-CONFERENCE	0- 1	0- 1	7- 0				
1- 1	0- 0	0- 0	HOME	0- 0	0- 1	1- 0				
2- 2	0- 1	0- 0	AWAY	0- 1	0- 0	2- 0				
4- 0	0- 0	0- 0	NEUTRAL	0- 0	0- 0	4- 0				
5- 3	0- 0	0- 1	CONFERENCE	1- 0	1- 0	3- 2				
3- 1	0- 0	0- 1	HOME	1- 0	0- 0	2- 0				
2- 2	0- 0	0- 0	AWAY	0- 0	1- 0	1- 2				
0- 0	0- 0	0- 0	NEUTRAL	0- 0	0- 0	0- 0				

RPI	S	Opponent	Score	RPI	S	Opponent	Score	RPI	S	Opponent	Score	RPI	S	Opponent	Score	Team's RPI: 166
8	A	Iowa	81 86	29	H	FGCU	63 74	55	A	Iowa St.	72 80	109	A	Liberty	76 71	
								81	H	North Florida	54 51	148	H	Samford	63 79	
												191	A	Jacksonville	56 67	
												191	H	Jacksonville	76 65	
												218	A	Kennesaw St.	56 59	
												251	H	Stetson	68 57	
												266	A	Lipscomb	84 72	
												284	N	Alabama A&M	80 65	
												297	N	UC Irvine	88 60	
												326	N	SIUE	85 67	
												334	A	Alabama St.	81 60	
												339	A	Tennessee St.	88 63	
												350	N	South Carolina St.	99 46	
												351	H	Mississippi Val.	86 60	
LAST 10 Division I																
191	A	Jacksonville	56 67	266	A	Lipscomb	84 72									
218	A	Kennesaw St.	56 59	191	H	Jacksonville	76 65									
251	H	Stetson	68 57	81	H	North Florida	54 51									
29	H	FGCU	63 74	55	A	Iowa St.	72 80									
109	A	Liberty	76 71	350	N	South Carolina St.	99 46									

Non-Div I Games: Virginia-Lynchburg 128 26 Oakwood 120 38

North Ala.

Loss, Non-Conf, S Site, H Home A Away N Neutral

North Carolina

Through Games Of Feb. 1, 2020

Average RPI Win:	169	WON-LOST	WINNING	LAST 10	STRENGTH OF	OPP. STRENGTH	TEAM	ADJ.	CONF.	ADJ CONF.
Average RPI Loss:	31	RECORD	PCT. RANK	GAMES	SCHEDULE	OF SCHEDULE	RPI	RPI	RPI	RPI
DIV. I ONLY	15- 6	52	6-4	104	12	58	58	5	5	
DIV. I NON-CONF.	9- 2	38	0	322	46	131	131	3	3	
TOTALS	RPI 1-25	RPI 26-50	W-L RECORDS	RPI 51-100	RPI 101-150	RPI 150+				
15- 6	1- 3	2- 2	OVERALL	3- 1	2- 0	7- 0				
10- 2	1- 1	1- 1	HOME	1- 0	1- 0	6- 0				
2- 4	0- 2	1- 1	AWAY	1- 1	0- 0	0- 0				
3- 0	0- 0	0- 0	NEUTRAL	1- 0	1- 0	1- 0				
9- 2	0- 0	0- 1	NON-CONFERENCE	1- 1	2- 0	6- 0				
6- 1	0- 0	0- 1	HOME	0- 0	1- 0	5- 0				
0- 1	0- 0	0- 0	AWAY	0- 1	0- 0	0- 0				
3- 0	0- 0	0- 0	NEUTRAL	1- 0	1- 0	1- 0				
6- 4	1- 3	2- 1	CONFERENCE	2- 0	0- 0	1- 0				
4- 1	1- 1	1- 0	HOME	1- 0	0- 0	1- 0				
2- 3	0- 2	1- 1	AWAY	1- 0	0- 0	0- 0				
0- 0	0- 0	0- 0	NEUTRAL	0- 0	0- 0	0- 0				

RPI S	Opponent	Score	RPI S	Opponent	Score	RPI S	Opponent	Score	RPI S	Opponent	Score
3	H Louisville	67 74	35	A Virginia Tech	70 76	53	N Temple	71 58	145	N Missouri	82 69
18	A NC State	68 76	35	H Yale	63 66	55	H Miami (FL)	78 58	149	H Illinois	85 60
18	H NC State	66 60	42	A Virginia	65 47	63	A Georgia Tech	67 60	155	H Elon	76 46
23	A Florida St.	64 78	42	H Virginia	78 68	69	A Alabama	77 83	249	N UNCW	85 45
									273	H Pittsburgh	70 62
									290	H Navy	80 40
									322	H N.C. Central	92 53
									337	H Western Caro.	92 55
									340	H Charleston So.	85 54
LAST 10 Division I											
42	H Virginia	78 68	23	A Florida St.	64 78						
18	A NC State	68 76	18	H NC State	66 60						
63	A Georgia Tech	67 60	35	A Virginia Tech	70 76						
3	H Louisville	67 74	42	A Virginia	65 47						
55	H Miami (FL)	78 58	273	H Pittsburgh	70 62						

Non-Div I Games:

North Carolina

Loss, Non-Conf, S Site, H Home A Away N Neutral

North Dakota

Through Games Of Feb. 1, 2020

Average RPI Win: 271	WON-LOST	WINNING	LAST 10	STRENGTH OF	OPP. STRENGTH	TEAM	ADJ.	CONF.	ADJ CONF.
Average RPI Loss: 172	RECORD	PCT. RANK	GAMES	SCHEDULE	OF SCHEDULE	RPI	RPI	RPI	RPI
DIV. I ONLY	12- 8	114	5-5	334	235	199	199	19	19
DIV. I NON-CONF.	7- 4	100	0-1	247	281	123	123	18	18
TOTALS	RPI 1-25	RPI 26-50	W-L RECORDS	RPI 51-100	RPI 101-150	RPI 150+			
12- 8	0- 0	0- 1	OVERALL	0- 2	0- 0	12- 5			
5- 2	0- 0	0- 0	HOME	0- 1	0- 0	5- 1			
7- 6	0- 0	0- 1	AWAY	0- 1	0- 0	7- 4			
0- 0	0- 0	0- 0	NEUTRAL	0- 0	0- 0	0- 0			
7- 4	0- 0	0- 1	NON-CONFERENCE	0- 1	0- 0	7- 2			
2- 1	0- 0	0- 0	HOME	0- 1	0- 0	2- 0			
5- 3	0- 0	0- 1	AWAY	0- 0	0- 0	5- 2			
0- 0	0- 0	0- 0	NEUTRAL	0- 0	0- 0	0- 0			
5- 4	0- 0	0- 0	CONFERENCE	0- 1	0- 0	5- 3			
3- 1	0- 0	0- 0	HOME	0- 0	0- 0	3- 1			
2- 3	0- 0	0- 0	AWAY	0- 1	0- 0	2- 2			
0- 0	0- 0	0- 0	NEUTRAL	0- 0	0- 0	0- 0			

RPI S	Opponent	Score	RPI S	Opponent	Score	RPI S	Opponent	Score	RPI S	Opponent	Score	Team's RPI: 199
27	A Arizona	42 74	70	A South Dakota St.	64 99	157	H Valparaiso	65 63				
			74	H Illinois St.	58 66	159	A New Orleans	73 79				
						177	H Rhode Island	67 61				
						212	H Western Ill.	77 71				
						216	A SMU	51 66				
						241	A Milwaukee	66 58				
						252	A Oral Roberts	52 75				
						254	A Grand Canyon	78 76				
						285	A North Dakota St.	82 92				
						291	A Denver	90 82				
						291	H Denver	81 91				
						292	A Ga. Southern	69 56				
						293	H Omaha	63 57				
						320	A Purdue Fort Wayne	63 49				
						320	H Purdue Fort Wayne	91 85				
						340	A Charleston So.	73 57				
						350	A South Carolina St.	95 53				
LAST 10 Division I												
320	A Purdue Fort Wayne	63 49	252	A Oral Roberts	52 75							
212	H Western Ill.	77 71	293	H Omaha	63 57							
291	H Denver	81 91	320	H Purdue Fort Wayne	91 85							
285	A North Dakota St.	82 92	291	A Denver	90 82							
70	A South Dakota St.	64 99	159	A New Orleans	73 79							

Non-Div I Games: Northland 118 35 Mayville St. 83 52

North Dakota

Loss, Non-Conf, S Site, H Home A Away N Neutral

Average RPI Win:	271	WON-LOST	WINNING	LAST 10	STRENGTH OF	OPP. STRENGTH	TEAM	ADJ.	CONF.	ADJ CONF.
Average RPI Loss:	137	RECORD	PCT. RANK	GAMES	SCHEDULE	OF SCHEDULE	RPI	RPI	RPI	RPI
DIV. I ONLY	4- 15	312	3-7	162	141	285	285	19	19	
DIV. I NON-CONF.	1- 9	326	0-1	138	37	288	288	18	18	
TOTALS	RPI 1-25	RPI 26-50	W-L RECORDS	RPI 51-100	RPI 101-150	RPI 150+				
4- 15	0- 0	0- 3	OVERALL	0- 3	0- 2	4- 7				
2- 7	0- 0	0- 1	HOME	0- 1	0- 1	2- 4				
2- 8	0- 0	0- 2	AWAY	0- 2	0- 1	2- 3				
0- 0	0- 0	0- 0	NEUTRAL	0- 0	0- 0	0- 0				
1- 9	0- 0	0- 2	NON-CONFERENCE	0- 2	0- 2	1- 3				
0- 5	0- 0	0- 0	HOME	0- 1	0- 1	0- 3				
1- 4	0- 0	0- 2	AWAY	0- 1	0- 1	1- 0				
0- 0	0- 0	0- 0	NEUTRAL	0- 0	0- 0	0- 0				
3- 6	0- 0	0- 1	CONFERENCE	0- 1	0- 0	3- 4				
2- 2	0- 0	0- 1	HOME	0- 0	0- 0	2- 1				
1- 4	0- 0	0- 0	AWAY	0- 1	0- 0	1- 3				
0- 0	0- 0	0- 0	NEUTRAL	0- 0	0- 0	0- 0				

RPI 1-25				RPI 26-50				RPI 51-100				RPI 101+				Team's RPI: 285	
RPI	S	Opponent	Score	RPI	S	Opponent	Score	RPI	S	Opponent	Score	RPI	S	Opponent	Score		
				28	A	Creighton	59 70	52	A	Bradley	64 70	118	H	Wisconsin	63 64		
				49	H	South Dakota	36 80	55	H	Iowa St.	58 86	128	A	Northeastern	61 72		
				50	A	UNI	63 95	70	A	South Dakota St.	52 60	157	H	Valparaiso	54 66		
												188	H	Northern Ill.	68 74		
												192	H	Wyoming	57 66		
												199	H	North Dakota	92 82		
												212	A	Western Ill.	79 86		
												212	H	Western Ill.	78 79		
												252	A	Oral Roberts	62 70		
												275	A	New Hampshire	67 61		
												291	A	Denver	82 91		
												291	H	Denver	85 80		
												320	A	Purdue Fort Wayne	58 44		
LAST 10 Division I																	
				212	A	Western Ill.	79 86	49	H	South Dakota	36 80						
				320	A	Purdue Fort Wayne	58 44	252	A	Oral Roberts	62 70						
				291	H	Denver	85 80	212	H	Western Ill.	78 79						
				70	A	South Dakota St.	52 60	291	A	Denver	82 91						
				199	H	North Dakota	92 82	118	H	Wisconsin	63 64						

Non-Div I Games: Waldorf 92 26 Mayville St. 97 59

North Dakota St.

■ Loss,
 ■ Non-Conf,
 ■ S Site,
 ■ Home
 ■ A Away
 N Neutral

North Florida

Through Games Of Feb. 1, 2020

Average RPI Win:	218	WON-LOST	WINNING	LAST 10	STRENGTH OF	OPP. STRENGTH	TEAM	ADJ.	CONF.	ADJ CONF.
Average RPI Loss:	83	RECORD	PCT. RANK	GAMES	SCHEDULE	OF SCHEDULE	RPI	RPI	RPI	RPI
DIV. I ONLY	11- 8	122	7-3	80	156	81	81	16	16	
DIV. I NON-CONF.	5- 6	187	1-1	56	122	84	84	15	15	
TOTALS	RPI 1-25	RPI 26-50	W-L RECORDS	RPI 51-100	RPI 101-150	RPI 150+				
11- 8	0- 2	0- 1	OVERALL	1- 2	2- 1	8- 2				
4- 1	0- 0	0- 1	HOME	0- 0	2- 0	2- 0				
5- 5	0- 2	0- 0	AWAY	0- 1	0- 1	5- 1				
2- 2	0- 0	0- 0	NEUTRAL	1- 1	0- 0	1- 1				
5- 6	0- 2	0- 0	NON-CONFERENCE	1- 2	1- 1	3- 1				
1- 0	0- 0	0- 0	HOME	0- 0	1- 0	0- 0				
2- 4	0- 2	0- 0	AWAY	0- 1	0- 1	2- 0				
2- 2	0- 0	0- 0	NEUTRAL	1- 1	0- 0	1- 1				
6- 2	0- 0	0- 1	CONFERENCE	0- 0	1- 0	5- 1				
3- 1	0- 0	0- 1	HOME	0- 0	1- 0	2- 0				
3- 1	0- 0	0- 0	AWAY	0- 0	0- 0	3- 1				
0- 0	0- 0	0- 0	NEUTRAL	0- 0	0- 0	0- 0				

RPI 1-25				RPI 26-50				RPI 51-100				Team's RPI: 81	RPI 101+			
RPI	S	Opponent	Score	RPI	S	Opponent	Score	RPI	S	Opponent	Score		RPI	S	Opponent	Score
13	A	Indiana	45 72	29	H	FGCU	50 72	55	A	Miami (FL)	55 78		109	H	Liberty	65 50
23	A	Florida St.	41 70					83	N	Marist	54 69		118	A	Wisconsin	62 75
								87	N	Rider	80 70		123	H	Holy Cross	80 60
													166	A	North Ala.	51 54
													179	N	Norfolk St.	54 57
													191	A	Jacksonville	70 64
													218	A	Kennesaw St.	64 55
													218	H	Kennesaw St.	57 33
													266	A	Lipscomb	68 60
													283	A	FIU	64 49
													284	A	Alabama A&M	73 64
													288	N	Nicholls St.	64 61
													330	H	NJIT	71 48
LAST 10 Division I																
218	H	Kennesaw St.	57 33	330	H	NJIT	71 48									
109	H	Liberty	65 50	218	A	Kennesaw St.	64 55									
266	A	Lipscomb	68 60	166	A	North Ala.	51 54									
191	A	Jacksonville	70 64	123	H	Holy Cross	80 60									
29	H	FGCU	50 72	23	A	Florida St.	41 70									

North Florida

North Florida

Non-Div I Games: Warner 110 46 Edward Waters 80 51

North Florida

Loss, Non-Conf, S Site, H Home A Away N Neutral

North Texas

Through Games Of Feb. 1, 2020

Average RPI Win: 226	WON-LOST	WINNING	LAST 10	STRENGTH OF	OPP. STRENGTH	TEAM	ADJ.	CONF.	ADJ CONF.
Average RPI Loss: 173	RECORD	PCT. RANK	GAMES	SCHEDULE	OF SCHEDULE	RPI	RPI	RPI	RPI
DIV. I ONLY	7- 11	240	4-6	209	208	256	256	13	13
DIV. I NON-CONF.	4- 5	195	1-0	155	293	210	210	14	14
TOTALS	RPI 1-25	RPI 26-50	W-L RECORDS	RPI 51-100	RPI 101-150	RPI 150+			
7- 11	0- 1	1- 1	OVERALL	0- 1	0- 1	6- 7			
5- 4	0- 0	1- 0	HOME	0- 1	0- 1	4- 2			
2- 5	0- 0	0- 0	AWAY	0- 0	0- 0	2- 5			
0- 2	0- 1	0- 1	NEUTRAL	0- 0	0- 0	0- 0			
4- 5	0- 1	0- 1	NON-CONFERENCE	0- 0	0- 1	4- 2			
3- 1	0- 0	0- 0	HOME	0- 0	0- 1	3- 0			
1- 2	0- 0	0- 0	AWAY	0- 0	0- 0	1- 2			
0- 2	0- 1	0- 1	NEUTRAL	0- 0	0- 0	0- 0			
3- 6	0- 0	1- 0	CONFERENCE	0- 1	0- 0	2- 5			
2- 3	0- 0	1- 0	HOME	0- 1	0- 0	1- 2			
1- 3	0- 0	0- 0	AWAY	0- 0	0- 0	1- 3			
0- 0	0- 0	0- 0	NEUTRAL	0- 0	0- 0	0- 0			

RPI 1-25				RPI 26-50				RPI 51-100				RPI 101+				Team's RPI: 256	
RPI	S	Opponent	Score	RPI	S	Opponent	Score	RPI	S	Opponent	Score	RPI	S	Opponent	Score		
18	N	NC State	65 76	32	H	Western Ky.	61 54	98	H	Rice	52 67	113	H	UT Arlington	49 68		
				34	N	Texas	57 63					154	H	Louisiana	69 66		
												178	A	Fla. Atlantic	78 84		
												193	A	Hawaii	66 60		
												194	H	Southern Miss.	57 65		
												200	A	CSU Bakersfield	52 61		
												231	A	UTEP	63 67		
												234	H	Louisiana Tech	74 69		
												257	H	Marshall	59 68		
												283	A	FIU	56 58		
												294	A	Utah St.	55 66		
												299	A	UTSA	79 55		
												321	H	Alcorn	67 31		
												348	H	La.-Monroe	63 51		
LAST 10 Division I																	
				98	H	Rice	52 67	178	A	Fla. Atlantic	78 84						
				231	A	UTEP	63 67	283	A	FIU	56 58						
				299	A	UTSA	79 55	257	H	Marshall	59 68						
				234	H	Louisiana Tech	74 69	32	H	Western Ky.	61 54						
				194	H	Southern Miss.	57 65	348	H	La.-Monroe	63 51						

Non-Div I Games: Mid-Amer. Christian59 **61** Xavier (LA) 68 31 Tex. A&M-Texarkana 114 54

North Texas

Loss, Non-Conf, S Site, H Home A Away N Neutral

Northeastern

Through Games Of Feb. 1, 2020

Average RPI Win:	232	WON-LOST	WINNING	LAST 10	STRENGTH OF	OPP. STRENGTH	TEAM	ADJ.	CONF.	ADJ CONF.
Average RPI Loss:	75	RECORD	PCT. RANK	GAMES	SCHEDULE	OF SCHEDULE	RPI	RPI	RPI	RPI
DIV. I ONLY	9- 10	195	6-4	68	135	128	128	14	14	
DIV. I NON-CONF.	4- 7	225	1-1	54	112	140	140	13	13	
TOTALS	RPI 1-25	RPI 26-50	W-L RECORDS	RPI 51-100	RPI 101-150	RPI 150+				
9- 10	0- 2	0- 3	OVERALL	0- 2	2- 1	7- 2				
6- 3	0- 0	0- 2	HOME	0- 1	1- 0	5- 0				
3- 7	0- 2	0- 1	AWAY	0- 1	1- 1	2- 2				
0- 0	0- 0	0- 0	NEUTRAL	0- 0	0- 0	0- 0				
4- 7	0- 2	0- 2	NON-CONFERENCE	0- 1	1- 1	3- 1				
2- 3	0- 0	0- 2	HOME	0- 1	0- 0	2- 0				
2- 4	0- 2	0- 0	AWAY	0- 0	1- 1	1- 1				
0- 0	0- 0	0- 0	NEUTRAL	0- 0	0- 0	0- 0				
5- 3	0- 0	0- 1	CONFERENCE	0- 1	1- 0	4- 1				
4- 0	0- 0	0- 0	HOME	0- 0	1- 0	3- 0				
1- 3	0- 0	0- 1	AWAY	0- 1	0- 0	1- 1				
0- 0	0- 0	0- 0	NEUTRAL	0- 0	0- 0	0- 0				

RPI 1-25				RPI 26-50				RPI 51-100				RPI 101+ Team's RPI: 128			
RPI	S	Opponent	Score	RPI	S	Opponent	Score	RPI	S	Opponent	Score	RPI	S	Opponent	Score
1	A	Oregon	47 89	35	H	Yale	63 78	72	A	Drexel	41 50	112	A	Fordham	58 74
17	A	Central Mich.	63 79	43	A	James Madison	54 67	85	H	Dayton	60 71	125	A	Harvard	46 44
				49	H	South Dakota	76 80					147	H	William & Mary	61 55
												155	H	Elon	68 65
												168	A	Towson	68 81
												172	A	Boston U.	56 72
												222	A	Delaware	72 62
												247	A	Maine	66 58
												250	H	Col. of Charleston	72 68
												285	H	North Dakota St.	72 61
												310	H	Hofstra	74 51
												346	H	Hartford	60 47
LAST 10 Division I															
250	H	Col. of Charleston	72 68	222	A	Delaware	72 62								
43	A	James Madison	54 67	72	A	Drexel	41 50								
168	A	Towson	68 81	310	H	Hofstra	74 51								
147	H	William & Mary	61 55	172	A	Boston U.	56 72								
155	H	Elon	68 65	247	A	Maine	66 58								

Non-Div I Games:

Northeastern

■ Loss,
 ■ Non-Conf,
 ■ S Site,
 ■ H Home
 ■ A Away
 N Neutral

Average RPI Win:	247	WON-LOST	WINNING	LAST 10	STRENGTH OF	OPP. STRENGTH	TEAM	ADJ.	CONF.	ADJ CONF.
Average RPI Loss:	147	RECORD	PCT. RANK	GAMES	SCHEDULE	OF SCHEDULE	RPI	RPI	RPI	RPI
DIV. I ONLY	10- 9	162	7-3	167	288	158	158	18	18	
DIV. I NON-CONF.	3- 6	235	0	107	277	194	194	17	17	
TOTALS	RPI 1-25	RPI 26-50	W-L RECORDS	RPI 51-100	RPI 101-150	RPI 150+				
10- 9	0- 1	0- 0	OVERALL	0- 3	2- 0	8- 5				
4- 3	0- 0	0- 0	HOME	0- 1	0- 0	4- 2				
5- 5	0- 0	0- 0	AWAY	0- 2	1- 0	4- 3				
1- 1	0- 1	0- 0	NEUTRAL	0- 0	1- 0	0- 0				
3- 6	0- 1	0- 0	NON-CONFERENCE	0- 2	1- 0	2- 3				
1- 1	0- 0	0- 0	HOME	0- 0	0- 0	1- 1				
1- 4	0- 0	0- 0	AWAY	0- 2	0- 0	1- 2				
1- 1	0- 1	0- 0	NEUTRAL	0- 0	1- 0	0- 0				
7- 3	0- 0	0- 0	CONFERENCE	0- 1	1- 0	6- 2				
3- 2	0- 0	0- 0	HOME	0- 1	0- 0	3- 1				
4- 1	0- 0	0- 0	AWAY	0- 0	1- 0	3- 1				
0- 0	0- 0	0- 0	NEUTRAL	0- 0	0- 0	0- 0				

RPI 1-25			RPI 26-50			RPI 51-100			RPI 101+			Team's RPI: 158
RPI	S	Opponent	Score	RPI	S	Opponent	Score	RPI	S	Opponent	Score	
12	N	Oregon St.	57 91					71	A	Fresno St.	66 83	106 A Idaho 71 70
								96	H	Montana St.	64 72	135 N San Jose St. 67 64
								98	A	Rice	57 71	171 H UC Davis 61 71
												184 A Portland St. 54 66
												189 H Montana 71 79
												201 A New Mexico 76 83
												217 H Southern Utah 84 76
												221 H Northern Colo. 72 45
												228 A Idaho St. 70 59
												301 A California Baptist 79 98
												309 A Sacramento St. 85 65
												309 H Sacramento St. 114 107
												311 A Houston Baptist 79 62
												313 H Seattle U 88 80
												316 A Weber St. 88 82
LAST 10 Division I												
106	A	Idaho	71 70	228	A	Idaho St.	70 59					
309	A	Sacramento St.	85 65	309	H	Sacramento St.	114 107					
184	A	Portland St.	54 66	316	A	Weber St.	88 82					
221	H	Northern Colo.	72 45	96	H	Montana St.	64 72					
217	H	Southern Utah	84 76	189	H	Montana	71 79					

Non-Div I Games:

Northern Ariz.

■ Loss,
 ■ Non-Conf, S Site,
 ■ Home
 ■ Away
 N Neutral

Average RPI Win:	250	WON-LOST	WINNING	LAST 10	STRENGTH OF	OPP. STRENGTH	TEAM	ADJ.	CONF.	ADJ CONF.
Average RPI Loss:	170	RECORD	PCT. RANK	GAMES	SCHEDULE	OF SCHEDULE	RPI	RPI	RPI	RPI
DIV. I ONLY	9- 10	195	5-5	296	169	221	221	18	18	
DIV. I NON-CONF.	4- 5	195	0	219	130	181	181	17	17	
TOTALS	RPI 1-25	RPI 26-50	W-L RECORDS	RPI 51-100	RPI 101-150	RPI 150+				
9- 10	0- 2	0- 0	OVERALL	0- 1	0- 1	9- 6				
3- 4	0- 0	0- 0	HOME	0- 0	0- 1	3- 3				
6- 6	0- 2	0- 0	AWAY	0- 1	0- 0	6- 3				
0- 0	0- 0	0- 0	NEUTRAL	0- 0	0- 0	0- 0				
4- 5	0- 2	0- 0	NON-CONFERENCE	0- 0	0- 0	4- 3				
1- 2	0- 0	0- 0	HOME	0- 0	0- 0	1- 2				
3- 3	0- 2	0- 0	AWAY	0- 0	0- 0	3- 1				
0- 0	0- 0	0- 0	NEUTRAL	0- 0	0- 0	0- 0				
5- 5	0- 0	0- 0	CONFERENCE	0- 1	0- 1	5- 3				
2- 2	0- 0	0- 0	HOME	0- 0	0- 1	2- 1				
3- 3	0- 0	0- 0	AWAY	0- 1	0- 0	3- 2				
0- 0	0- 0	0- 0	NEUTRAL	0- 0	0- 0	0- 0				

RPI	S	Opponent	Score
4	A	Stanford	36 90
10	A	UCLA	58 92

RPI	S	Opponent	Score
-----	---	----------	-------

RPI	S	Opponent	Score
96	A	Montana St.	58 91

RPI	S	Opponent	Score	Team's RPI: 221
106	H	Idaho	46 57	
158	A	Northern Ariz.	45 72	
184	H	Portland St.	77 58	
189	A	Montana	67 58	
192	A	Wyoming	46 44	
216	A	SMU	61 52	
219	A	Chattanooga	59 42	
220	H	San Francisco	83 90	
228	A	Idaho St.	39 59	
267	H	Colorado St.	58 75	
291	A	Denver	55 74	
307	H	Eastern Wash.	63 42	
309	A	Sacramento St.	73 63	
314	H	Air Force	72 62	
316	A	Weber St.	69 65	
316	H	Weber St.	60 65	

LAST 10 Division I

316	A	Weber St.	69 65	309	A	Sacramento St.	73 63
228	A	Idaho St.	39 59	316	H	Weber St.	60 65
307	H	Eastern Wash.	63 42	189	A	Montana	67 58
106	H	Idaho	46 57	96	A	Montana St.	58 91
158	A	Northern Ariz.	45 72	184	H	Portland St.	77 58

Non-Div I Games:

Northern Colo.

■ Loss,
 ■ Non-Conf, S Site,
 ■ Home
 ■ Away
 N Neutral

Average RPI Win: 206	WON-LOST	WINNING	LAST 10	STRENGTH OF	OPP. STRENGTH	TEAM	ADJ.	CONF.	ADJ CONF.
Average RPI Loss: 108	RECORD	PCT. RANK	GAMES	SCHEDULE	OF SCHEDULE	RPI	RPI	RPI	RPI
DIV. I ONLY	6- 13	275	2-8	63	164	188	188	10	10
DIV. I NON-CONF.	4- 7	225	0-2	59	219	150	150	10	10
TOTALS	RPI 1-25	RPI 26-50	W-L RECORDS	RPI 51-100	RPI 101-150	RPI 150+			
6- 13	0- 0	0- 3	OVERALL	1- 4	0- 2	5- 4			
2- 6	0- 0	0- 1	HOME	1- 2	0- 2	1- 1			
3- 6	0- 0	0- 1	AWAY	0- 2	0- 0	3- 3			
1- 1	0- 0	0- 1	NEUTRAL	0- 0	0- 0	1- 0			
4- 7	0- 0	0- 3	NON-CONFERENCE	0- 2	0- 1	4- 1			
1- 3	0- 0	0- 1	HOME	0- 1	0- 1	1- 0			
2- 3	0- 0	0- 1	AWAY	0- 1	0- 0	2- 1			
1- 1	0- 0	0- 1	NEUTRAL	0- 0	0- 0	1- 0			
2- 6	0- 0	0- 0	CONFERENCE	1- 2	0- 1	1- 3			
1- 3	0- 0	0- 0	HOME	1- 1	0- 1	0- 1			
1- 3	0- 0	0- 0	AWAY	0- 1	0- 0	1- 2			
0- 0	0- 0	0- 0	NEUTRAL	0- 0	0- 0	0- 0			

RPI S	Opponent	Score	RPI S	Opponent	Score	RPI S	Opponent	Score	RPI S	Opponent	Score	Team's RPI: 188
26	A Purdue	63 68	26	A Purdue	63 68	68	A Ohio	67 87	115	H Kent St.	71 79	
30	H Drake	49 73	30	H Drake	49 73	68	H Ohio	79 85	125	H Harvard	53 59	
49	N South Dakota	48 91	49	N South Dakota	48 91	74	A Illinois St.	66 69	163	N Tennessee Tech	82 74	
						91	H Southern Ill.	61 80	170	H Toledo	51 63	
						93	H Buffalo	64 63	173	A Eastern Mich.	55 62	
									180	A Miami (OH)	64 66	
									198	A Akron	70 65	
									227	H Eastern Ill.	61 48	
									241	A Milwaukee	65 78	
									267	A Colorado St.	80 75	
									285	A North Dakota St.	74 68	
LAST 10 Division I												
93	H Buffalo	64 63	170	H Toledo	51 63							
173	A Eastern Mich.	55 62	180	A Miami (OH)	64 66							
68	H Ohio	79 85	68	A Ohio	67 87							
198	A Akron	70 65	30	H Drake	49 73							
115	H Kent St.	71 79	91	H Southern Ill.	61 80							

Non-Div I Games:

Northern Ill.

■ Loss,
■ Non-Conf,
■ S Site,
■ H Home
■ A Away
N Neutral

Northern Ky.

Through Games Of Feb. 1, 2020

Average RPI Win: 263	WON-LOST	WINNING	LAST 10	STRENGTH OF	OPP. STRENGTH	TEAM	ADJ.	CONF.	ADJ CONF.
Average RPI Loss: 143	RECORD	PCT. RANK	GAMES	SCHEDULE	OF SCHEDULE	RPI	RPI	RPI	RPI
DIV. I ONLY	13- 9	120	7-3	305	187	210	210	21	21
DIV. I NON-CONF.	6- 5	151	0	313	148	222	222	19	19
TOTALS	RPI 1-25	RPI 26-50	W-L RECORDS	RPI 51-100	RPI 101-150	RPI 150+			
13- 9	0- 1	0- 0	OVERALL	0- 3	1- 1	12- 4			
8- 4	0- 1	0- 0	HOME	0- 1	1- 0	7- 2			
4- 5	0- 0	0- 0	AWAY	0- 2	0- 1	4- 2			
1- 0	0- 0	0- 0	NEUTRAL	0- 0	0- 0	1- 0			
6- 5	0- 1	0- 0	NON-CONFERENCE	0- 2	0- 0	6- 2			
3- 2	0- 1	0- 0	HOME	0- 1	0- 0	3- 0			
2- 3	0- 0	0- 0	AWAY	0- 1	0- 0	2- 2			
1- 0	0- 0	0- 0	NEUTRAL	0- 0	0- 0	1- 0			
7- 4	0- 0	0- 0	CONFERENCE	0- 1	1- 1	6- 2			
5- 2	0- 0	0- 0	HOME	0- 0	1- 0	4- 2			
2- 2	0- 0	0- 0	AWAY	0- 1	0- 1	2- 0			
0- 0	0- 0	0- 0	NEUTRAL	0- 0	0- 0	0- 0			

RPI 1-25				RPI 26-50				RPI 51-100				RPI 101+ Team's RPI: 210			
RPI	S	Opponent	Score	RPI	S	Opponent	Score	RPI	S	Opponent	Score	RPI	S	Opponent	Score
3	H	Louisville	57 85					54	A	IUPUI	61 89	133	A	Green Bay	44 65
								65	A	Belmont	45 62	133	H	Green Bay	63 43
								94	H	Saint Louis	42 67	195	H	Cleveland St.	68 73
												197	H	Wright St.	55 63
												211	H	Central Ark.	72 56
												230	H	Youngstown St.	75 56
												241	A	Milwaukee	61 49
												241	H	Milwaukee	61 37
												266	A	Lipscomb	69 71
												270	H	Wofford	80 72
												277	A	Indiana St.	70 68
												279	A	Eastern Ky.	62 69
												281	H	Oakland	69 60
												283	A	FIU	67 45
												293	H	Omaha	57 40
												305	N	Jacksonville St.	66 63
												325	H	Detroit Mercy	72 60
												333	A	UIC	88 46
LAST 10 Division I															
133	H	Green Bay	63 43	333	A	UIC	88 46								
241	H	Milwaukee	61 37	54	A	IUPUI	61 89								
325	H	Detroit Mercy	72 60	195	H	Cleveland St.	68 73								
281	H	Oakland	69 60	230	H	Youngstown St.	75 56								
197	H	Wright St.	55 63	241	A	Milwaukee	61 49								

Non-Div I Games:

Northern Ky.

Loss, Non-Conf, S Site, H Home A Away N Neutral

Northwestern

Through Games Of Feb. 1, 2020

Average RPI Win:	113	WON-LOST	WINNING	LAST 10	STRENGTH OF	OPP. STRENGTH	TEAM	ADJ.	CONF.	ADJ CONF.
Average RPI Loss:	12	RECORD	PCT. RANK	GAMES	SCHEDULE	OF SCHEDULE	RPI	RPI	RPI	RPI
DIV. I ONLY	18- 3	17	8-2	28	2	15	15	2	2	
DIV. I NON-CONF.	10- 1	19	0	123	16	30	30	2	2	
TOTALS	RPI 1-25	RPI 26-50	W-L RECORDS	RPI 51-100	RPI 101-150	RPI 150+				
18- 3	2- 3	4- 0	OVERALL	3- 0	3- 0	6- 0				
10- 2	1- 2	2- 0	HOME	2- 0	1- 0	4- 0				
6- 1	1- 1	2- 0	AWAY	1- 0	2- 0	0- 0				
2- 0	0- 0	0- 0	NEUTRAL	0- 0	0- 0	2- 0				
10- 1	0- 1	2- 0	NON-CONFERENCE	2- 0	1- 0	5- 0				
6- 1	0- 1	0- 0	HOME	2- 0	1- 0	3- 0				
2- 0	0- 0	2- 0	AWAY	0- 0	0- 0	0- 0				
2- 0	0- 0	0- 0	NEUTRAL	0- 0	0- 0	2- 0				
8- 2	2- 2	2- 0	CONFERENCE	1- 0	2- 0	1- 0				
4- 1	1- 1	2- 0	HOME	0- 0	0- 0	1- 0				
4- 1	1- 1	0- 0	AWAY	1- 0	2- 0	0- 0				
0- 0	0- 0	0- 0	NEUTRAL	0- 0	0- 0	0- 0				

RPI	S	Opponent	Score	RPI	S	Opponent	Score	RPI	S	Opponent	Score	RPI	S	Opponent	Score
7	A	Maryland	61 70	26	H	Purdue	61 56	60	A	Minnesota	56 54	104	A	Michigan St.	76 48
7	H	Maryland	81 58	37	A	Marquette	64 56	64	H	Boston College	66 63	113	H	UT Arlington	74 47
8	H	Iowa	51 77	38	A	Duke	63 42	86	H	Colgate	73 44	149	A	Illinois	77 50
13	A	Indiana	71 69	46	H	Michigan	81 73					157	H	Valparaiso	69 48
20	H	DePaul	68 70									164	H	Dartmouth	79 37
												190	H	Penn St.	85 59
												240	N	Xavier	79 59
												271	N	East Carolina	64 45
												274	H	Loyola Maryland	67 46
LAST 10 Division I															
46	H	Michigan	81 73	26	H	Purdue	61 56								
7	A	Maryland	61 70	60	A	Minnesota	56 54								
104	A	Michigan St.	76 48	8	H	Iowa	51 77								
190	H	Penn St.	85 59	7	H	Maryland	81 58								
13	A	Indiana	71 69	149	A	Illinois	77 50								

Non-Div I Games:

Northwestern

Loss,
Non-Conf, S Site,
H Home
A Away
N Neutral

Average RPI Win: 314		WON-LOST	WINNING	LAST 10	STRENGTH OF		OPP. STRENGTH	TEAM	ADJ.	CONF.	ADJ CONF.
Average RPI Loss: 181		RECORD	PCT. RANK	GAMES	SCHEDULE		OF SCHEDULE	RPI	RPI	RPI	RPI
DIV. I ONLY		3- 14	319	2-8	298		296	342	342	23	23
DIV. I NON-CONF.		1- 5	313	0-1	217		276	320	320	20	20
TOTALS		RPI 1-25	RPI 26-50		W-L RECORDS		RPI 51-100	RPI 101-150		RPI 150+	
3- 14	0- 0	0- 2		OVERALL		0- 0	0- 4		3- 8		
3- 7	0- 0	0- 0		HOME		0- 0	0- 2		3- 5		
0- 7	0- 0	0- 2		AWAY		0- 0	0- 2		0- 3		
0- 0	0- 0	0- 0		NEUTRAL		0- 0	0- 0		0- 0		
1- 5	0- 0	0- 2		NON-CONFERENCE		0- 0	0- 1		1- 2		
1- 1	0- 0	0- 0		HOME		0- 0	0- 0		1- 1		
0- 4	0- 0	0- 2		AWAY		0- 0	0- 1		0- 1		
0- 0	0- 0	0- 0		NEUTRAL		0- 0	0- 0		0- 0		
2- 9	0- 0	0- 0		CONFERENCE		0- 0	0- 3		2- 6		
2- 6	0- 0	0- 0		HOME		0- 0	0- 2		2- 4		
0- 3	0- 0	0- 0		AWAY		0- 0	0- 1		0- 2		
0- 0	0- 0	0- 0		NEUTRAL		0- 0	0- 0		0- 0		

RPI 1-25				RPI 26-50				RPI 51-100				RPI 101+ Team's RPI: 342			
RPI	S	Opponent	Score	RPI	S	Opponent	Score	RPI	S	Opponent	Score	RPI	S	Opponent	Score
				34	A	Texas	49 91					117	A	SFA	40 89
				41	A	Arkansas	39 99					121	H	A&M-Corpus Christi	59 72
												132	A	Texas Tech	49 79
												144	H	Sam Houston St.	69 79
												159	H	New Orleans	63 77
												161	H	Jackson St.	49 66
												211	H	Central Ark.	44 51
												213	A	Lamar University	58 61
												223	H	Southeastern La.	56 72
												288	H	Nicholls St.	58 54
												303	H	Incarnate Word	67 69
												311	H	Houston Baptist	69 60
												332	A	McNeese	51 61
												344	H	Grambling	65 61
												348	A	La.-Monroe	54 63
LAST 10 Division I															
				211	H	Central Ark.	44 51	332	A	McNeese	51 61				
				159	H	New Orleans	63 77	303	H	Incarnate Word	67 69				
				223	H	Southeastern La.	56 72	311	H	Houston Baptist	69 60				
				117	A	SFA	40 89	121	H	A&M-Corpus Christi	59 72				
				288	H	Nicholls St.	58 54	34	A	Texas	49 91				

Non-Div I Games:	LeTourneau	91	61	LSU-Shreveport	63	68	Central Baptist	61	59
------------------	------------	----	----	----------------	----	----	-----------------	----	----

Northwestern St.

■ Loss, ■ Non-Conf, S Site, H Home A Away N Neutral

Average RPI Win:	144	WON-LOST	WINNING	LAST 10	STRENGTH OF	OPP. STRENGTH	TEAM	ADJ.	CONF.	ADJ CONF.
Average RPI Loss:	56	RECORD	PCT. RANK	GAMES	SCHEDULE	OF SCHEDULE	RPI	RPI	RPI	RPI
DIV. I ONLY	7- 14	260	2-8	17	5	126	126	5	5	
DIV. I NON-CONF.	5- 7	205	0-1	5	27	71	71	3	3	
TOTALS	RPI 1-25	RPI 26-50	W-L RECORDS	RPI 51-100	RPI 101-150	RPI 150+				
7- 14	0- 4	1- 4	OVERALL	2- 3	1- 2	3- 1				
3- 8	0- 3	0- 1	HOME	1- 2	0- 1	2- 1				
3- 4	0- 1	1- 2	AWAY	0- 0	1- 1	1- 0				
1- 2	0- 0	0- 1	NEUTRAL	1- 1	0- 0	0- 0				
5- 7	0- 2	1- 2	NON-CONFERENCE	1- 2	1- 1	2- 0				
2- 4	0- 1	0- 1	HOME	0- 1	0- 1	2- 0				
2- 1	0- 1	1- 0	AWAY	0- 0	1- 0	0- 0				
1- 2	0- 0	0- 1	NEUTRAL	1- 1	0- 0	0- 0				
2- 7	0- 2	0- 2	CONFERENCE	1- 1	0- 1	1- 1				
1- 4	0- 2	0- 0	HOME	1- 1	0- 0	0- 1				
1- 3	0- 0	0- 2	AWAY	0- 0	0- 1	1- 0				
0- 0	0- 0	0- 0	NEUTRAL	0- 0	0- 0	0- 0				

RPI S	Opponent	Score	RPI S	Opponent	Score	RPI S	Opponent	Score	RPI S	Opponent	Score	Team's RPI: 126
3	H Louisville	54 86	29	N FGCU	60 69	55	H Miami (FL)	76 53	104	H Michigan St.	69 72	
9	A UConn	57 81	38	A Duke	47 50	60	H Minnesota	67 75	105	A Syracuse	63 74	
18	H NC State	56 90	42	A Virginia	60 90	64	H Boston College	65 75	112	A Fordham	60 55	
20	H DePaul	94 105	46	A Michigan	76 72	70	N South Dakota St.	59 65	170	H Toledo	54 51	
			47	H Tennessee	63 74	77	N South Fla.	67 51	175	H Clemson	55 71	
									273	A Pittsburgh	60 52	
									274	H Loyola Maryland	84 60	
LAST 10 Division I												
3	H Louisville	54 86	64	H Boston College	65 75							
42	A Virginia	60 90	105	A Syracuse	63 74							
55	H Miami (FL)	76 53	273	A Pittsburgh	60 52							
38	A Duke	47 50	175	H Clemson	55 71							
18	H NC State	56 90	20	H DePaul	94 105							

Non-Div I Games:

Notre Dame

Average RPI Win: 280	WON-LOST	WINNING	LAST 10	STRENGTH OF	OPP. STRENGTH	TEAM	ADJ.	CONF.	ADJ CONF.
Average RPI Loss: 164	RECORD	PCT. RANK	GAMES	SCHEDULE	OF SCHEDULE	RPI	RPI	RPI	RPI
DIV. I ONLY	7- 12	245	4-6	299	218	281	281	21	21
DIV. I NON-CONF.	3- 6	235	0	259	170	246	246	19	19
TOTALS	RPI 1-25	RPI 26-50	W-L RECORDS	RPI 51-100	RPI 101-150	RPI 150+			
7- 12	0- 1	0- 1	OVERALL	0- 2	1- 1	6- 7			
3- 4	0- 1	0- 0	HOME	0- 1	1- 0	2- 2			
3- 8	0- 0	0- 1	AWAY	0- 1	0- 1	3- 5			
1- 0	0- 0	0- 0	NEUTRAL	0- 0	0- 0	1- 0			
3- 6	0- 1	0- 1	NON-CONFERENCE	0- 1	0- 1	3- 2			
0- 2	0- 1	0- 0	HOME	0- 1	0- 0	0- 0			
2- 4	0- 0	0- 1	AWAY	0- 0	0- 1	2- 2			
1- 0	0- 0	0- 0	NEUTRAL	0- 0	0- 0	1- 0			
4- 6	0- 0	0- 0	CONFERENCE	0- 1	1- 0	3- 5			
3- 2	0- 0	0- 0	HOME	0- 0	1- 0	2- 2			
1- 4	0- 0	0- 0	AWAY	0- 1	0- 0	1- 3			
0- 0	0- 0	0- 0	NEUTRAL	0- 0	0- 0	0- 0			

RPI 1-25				RPI 26-50				RPI 51-100				RPI 101+ Team's RPI: 281			
RPI	S	Opponent	Score	RPI	S	Opponent	Score	RPI	S	Opponent	Score	RPI	S	Opponent	Score
17	H	Central Mich.	47 65	46	A	Michigan	64 79	52	H	Bradley	58 74	104	A	Michigan St.	56 76
								54	A	IUPUI	41 76	133	H	Green Bay	93 88
												195	H	Cleveland St.	58 79
												197	A	Wright St.	66 85
												210	A	Northern Ky.	60 69
												230	H	Youngstown St.	74 79
												241	H	Milwaukee	78 62
												246	A	Niagara	63 77
												283	A	FIU	58 49
												289	A	St. Bonaventure	66 80
												305	N	Jacksonville St.	61 55
												325	A	Detroit Mercy	71 57
												325	H	Detroit Mercy	65 60
												333	A	UIC	64 70
												347	A	Chicago St.	98 70
LAST 10 Division I															
325	H	Detroit Mercy	65 60	241	H	Milwaukee	78 62								
197	A	Wright St.	66 85	133	H	Green Bay	93 88								
210	A	Northern Ky.	60 69	333	A	UIC	64 70								
195	H	Cleveland St.	58 79	54	A	IUPUI	41 76								
230	H	Youngstown St.	74 79	325	A	Detroit Mercy	71 57								

Non-Div I Games: Lourdes 72 53 Concordia (MI) 76 42

Oakland

Loss, Non-Conf, S Site, H Home A Away N Neutral

Average RPI Win:	176	WON-LOST	WINNING	LAST 10	STRENGTH OF	OPP. STRENGTH	TEAM	ADJ.	CONF.	ADJ CONF.
Average RPI Loss:	63	RECORD	PCT. RANK	GAMES	SCHEDULE	OF SCHEDULE	RPI	RPI	RPI	RPI
DIV. I ONLY	13- 7	86	7-3	111	46	68	68	10	10	
DIV. I NON-CONF.	7- 4	100	1-0	166	17	83	83	10	10	
TOTALS	RPI 1-25	RPI 26-50	W-L RECORDS	RPI 51-100	RPI 101-150	RPI 150+				
13- 7	0- 3	1- 1	OVERALL	3- 1	0- 1	9- 1				
8- 1	0- 1	0- 0	HOME	2- 0	0- 0	6- 0				
4- 5	0- 2	1- 1	AWAY	1- 0	0- 1	2- 1				
1- 1	0- 0	0- 0	NEUTRAL	0- 1	0- 0	1- 0				
7- 4	0- 1	1- 1	NON-CONFERENCE	1- 1	0- 1	5- 0				
4- 0	0- 0	0- 0	HOME	1- 0	0- 0	3- 0				
2- 3	0- 1	1- 1	AWAY	0- 0	0- 1	1- 0				
1- 1	0- 0	0- 0	NEUTRAL	0- 1	0- 0	1- 0				
6- 3	0- 2	0- 0	CONFERENCE	2- 0	0- 0	4- 1				
4- 1	0- 1	0- 0	HOME	1- 0	0- 0	3- 0				
2- 2	0- 1	0- 0	AWAY	1- 0	0- 0	1- 1				
0- 0	0- 0	0- 0	NEUTRAL	0- 0	0- 0	0- 0				

RPI 1-25				RPI 26-50				RPI 51-100 Team's RPI: 68				RPI 101+			
RPI	S	Opponent	Score	RPI	S	Opponent	Score	RPI	S	Opponent	Score	RPI	S	Opponent	Score
17	A	Central Mich.	90 92	33	A	Ohio St.	74 68	54	H	IUPUI	70 64	105	A	Syracuse	54 66
17	H	Central Mich.	71 73	34	A	Texas	60 73	78	H	Ball St.	79 71	151	A	Western Mich.	72 73
22	A	TCU	72 79					93	A	Buffalo	76 65	183	H	American	81 69
								95	N	Butler	55 60	188	A	Northern Ill.	85 79
												188	H	Northern Ill.	87 67
												198	H	Akron	70 57
												219	A	Chattanooga	70 58
												226	H	Bowling Green	79 69
												257	H	Marshall	67 51
												273	N	Pittsburgh	72 50
												303	H	Incarnate Word	78 41
LAST 10 Division I															
17	A	Central Mich.	90 92	151	A	Western Mich.	72 73								
198	H	Akron	70 57	93	A	Buffalo	76 65								
226	H	Bowling Green	79 69	17	H	Central Mich.	71 73								
188	A	Northern Ill.	85 79	188	H	Northern Ill.	87 67								
78	H	Ball St.	79 71	219	A	Chattanooga	70 58								

Non-Div I Games:

Ohio

Average RPI Win:	128	WON-LOST	WINNING	LAST 10	STRENGTH OF	OPP. STRENGTH	TEAM	ADJ.	CONF.	ADJ CONF.
Average RPI Loss:	31	RECORD	PCT. RANK	GAMES	SCHEDULE	OF SCHEDULE	RPI	RPI	RPI	RPI
DIV. I ONLY	11- 9	146	5-5	3	32	33	33	2	2	
DIV. I NON-CONF.	7- 4	100	1-0	3	126	16	16	2	2	
TOTALS	RPI 1-25	RPI 26-50	W-L RECORDS	RPI 51-100	RPI 101-150	RPI 150+				
11- 9	1- 5	2- 2	OVERALL	2- 1	2- 1	4- 0				
5- 4	1- 2	1- 1	HOME	0- 1	1- 0	2- 0				
4- 4	0- 3	0- 0	AWAY	2- 0	1- 1	1- 0				
2- 1	0- 0	1- 1	NEUTRAL	0- 0	0- 0	1- 0				
7- 4	1- 2	1- 1	NON-CONFERENCE	1- 1	1- 0	3- 0				
2- 2	1- 1	0- 0	HOME	0- 1	0- 0	1- 0				
3- 1	0- 1	0- 0	AWAY	1- 0	1- 0	1- 0				
2- 1	0- 0	1- 1	NEUTRAL	0- 0	0- 0	1- 0				
4- 5	0- 3	1- 1	CONFERENCE	1- 0	1- 1	1- 0				
3- 2	0- 1	1- 1	HOME	0- 0	1- 0	1- 0				
1- 3	0- 2	0- 0	AWAY	1- 0	0- 1	0- 0				
0- 0	0- 0	0- 0	NEUTRAL	0- 0	0- 0	0- 0				

RPI 1-25				RPI 26-50				Team's RPI: 33	RPI 51-100				RPI 101+			
RPI	S	Opponent	Score	RPI	S	Opponent	Score		RPI	S	Opponent	Score	RPI	S	Opponent	Score
3	H	Louisville	67 60	26	H	Purdue	50 66		60	A	Minnesota	66 63	104	A	Michigan St.	65 68
4	A	Stanford	52 71	46	H	Michigan	78 69		68	H	Ohio	68 74	115	A	Kent St.	75 65
7	A	Maryland	62 72	49	N	South Dakota	53 68		97	A	Cincinnati	78 73	149	H	Illinois	77 47
7	H	Maryland	65 85	50	N	UNI	64 46						157	N	Valparaiso	89 38
8	A	Iowa	68 77										190	H	Penn St.	80 70
9	H	UConn	62 73										232	H	Radford	70 57
													309	A	Sacramento St.	104 74
LAST 10 Division I																
7	H	Maryland	65 85	46	H	Michigan	78 69		7	A	Maryland	62 72				
8	A	Iowa	68 77						60	A	Minnesota	66 63				
149	H	Illinois	77 47						26	H	Purdue	50 66				
104	A	Michigan St.	65 68						309	A	Sacramento St.	104 74				
190	H	Penn St.	80 70													

Non-Div I Games:

Ohio St.

Average RPI Win:	157	WON-LOST	WINNING	LAST 10	STRENGTH OF	OPP. STRENGTH	TEAM	ADJ.	CONF.	ADJ CONF.
Average RPI Loss:	35	RECORD	PCT. RANK	GAMES	SCHEDULE	OF SCHEDULE	RPI	RPI	RPI	RPI
DIV. I ONLY	12- 9	128	4-6	9	54	48	48	3	3	
DIV. I NON-CONF.	9- 3	63	1-0	26	113	28	28	4	4	
TOTALS	RPI 1-25	RPI 26-50	W-L RECORDS	RPI 51-100	RPI 101-150	RPI 150+				
12- 9	0- 5	1- 2	OVERALL	2- 1	4- 1	5- 0				
8- 4	0- 1	0- 2	HOME	2- 1	2- 0	4- 0				
3- 3	0- 2	1- 0	AWAY	0- 0	1- 1	1- 0				
1- 2	0- 2	0- 0	NEUTRAL	0- 0	1- 0	0- 0				
9- 3	0- 3	0- 0	NON-CONFERENCE	1- 0	3- 0	5- 0				
7- 0	0- 0	0- 0	HOME	1- 0	2- 0	4- 0				
1- 1	0- 1	0- 0	AWAY	0- 0	0- 0	1- 0				
1- 2	0- 2	0- 0	NEUTRAL	0- 0	1- 0	0- 0				
3- 6	0- 2	1- 2	CONFERENCE	1- 1	1- 1	0- 0				
1- 4	0- 1	0- 2	HOME	1- 1	0- 0	0- 0				
2- 2	0- 1	1- 0	AWAY	0- 0	1- 1	0- 0				
0- 0	0- 0	0- 0	NEUTRAL	0- 0	0- 0	0- 0				

RPI 1-25				RPI 26-50				Team's RPI: 48	RPI 51-100				RPI 101+			
RPI	S	Opponent	Score	RPI	S	Opponent	Score		RPI	S	Opponent	Score	RPI	S	Opponent	Score
1	N	Oregon	72 89	34	H	Texas	56 61		55	H	Iowa St.	63 64	106	H	Idaho	62 47
3	N	Louisville	48 69	40	A	West Virginia	57 55		98	H	Rice	69 38	110	H	Duquesne	84 41
5	A	Baylor	48 94	45	H	Oklahoma	75 77		100	H	Kansas	67 49	113	N	UT Arlington	60 47
16	A	Texas A&M	62 74										132	A	Texas Tech	79 109
22	H	TCU	68 72										136	A	Kansas St.	70 63
LAST 10 Division I																
132	A	Texas Tech	79 109	136	A	Kansas St.	70 63		5	A	Baylor	48 94				
22	H	TCU	68 72	45	H	Oklahoma	75 77		100	H	Kansas	67 49				
34	H	Texas	56 61	110	H	Duquesne	84 41									
40	A	West Virginia	57 55													
55	H	Iowa St.	63 64													

Non-Div I Games:

Oklahoma St.

■ Loss,
■ Non-Conf,
■ S Site,
■ H Home
■ A Away
N Neutral

Average RPI Win:	179	WON-LOST	WINNING	LAST 10	STRENGTH OF	OPP. STRENGTH	TEAM	ADJ.	CONF.	ADJ CONF.
Average RPI Loss:	86	RECORD	PCT. RANK	GAMES	SCHEDULE	OF SCHEDULE	RPI	RPI	RPI	RPI
DIV. I ONLY	18- 3	17	9-1	132	124	31	31	13	13	
DIV. I NON-CONF.	10- 2	30	1-0	168	167	48	48	14	14	
TOTALS	RPI 1-25	RPI 26-50	W-L RECORDS	RPI 51-100	RPI 101-150	RPI 150+				
18- 3	0- 0	1- 1	OVERALL	2- 0	5- 2	10- 0				
11- 0	0- 0	1- 0	HOME	1- 0	2- 0	7- 0				
6- 3	0- 0	0- 1	AWAY	1- 0	2- 2	3- 0				
1- 0	0- 0	0- 0	NEUTRAL	0- 0	1- 0	0- 0				
10- 2	0- 0	0- 1	NON-CONFERENCE	0- 0	5- 1	5- 0				
6- 0	0- 0	0- 0	HOME	0- 0	2- 0	4- 0				
3- 2	0- 0	0- 1	AWAY	0- 0	2- 1	1- 0				
1- 0	0- 0	0- 0	NEUTRAL	0- 0	1- 0	0- 0				
8- 1	0- 0	1- 0	CONFERENCE	2- 0	0- 1	5- 0				
5- 0	0- 0	1- 0	HOME	1- 0	0- 0	3- 0				
3- 1	0- 0	0- 0	AWAY	1- 0	0- 1	2- 0				
0- 0	0- 0	0- 0	NEUTRAL	0- 0	0- 0	0- 0				

RPI S	Opponent	Score	RPI S	Opponent	Score	RPI S	Opponent	Score	RPI S	Opponent	Score
32	H Western Ky.	76 65	42	A Virginia	53 56	59	A Middle Tenn.	67 56	101	A VCU	49 62
						67	H Charlotte	54 51	106	N Idaho	67 55
									116	A UAB	65 76
									124	H Richmond	73 51
									129	A Auburn	89 77
									130	H Campbell	59 44
									147	A William & Mary	69 58
									160	H Hampton	75 38
									178	A Fla. Atlantic	75 63
									194	H Southern Miss.	67 50
									224	H Mt. St. Mary's	85 34
									234	H Louisiana Tech	77 61
									257	H Marshall	57 46
									258	H Winthrop	68 44
									283	A FIU	66 39
									315	A Cal Poly	61 55
									323	H UMES	48 39
LAST 10 Division I											
234	H Louisiana Tech	77 61	32	H Western Ky.	76 65						
194	H Southern Miss.	67 50	67	H Charlotte	54 51						
178	A Fla. Atlantic	75 63	116	A UAB	65 76						
283	A FIU	66 39	59	A Middle Tenn.	67 56						
257	H Marshall	57 46	224	H Mt. St. Mary's	85 34						

Non-Div I Games:

Old Dominion

■ Loss,
 ■ Non-Conf,
 S Site,
 ■ Home
 ■ Away
 N Neutral

Average RPI Win:	289	WON-LOST	WINNING	LAST 10	STRENGTH OF	OPP. STRENGTH	TEAM	ADJ.	CONF.	ADJ CONF.
Average RPI Loss:	107	RECORD	PCT. RANK	GAMES	SCHEDULE	OF SCHEDULE	RPI	RPI	RPI	RPI
DIV. I ONLY	7- 14	260	1-9	146	150	268	268	4	4	
DIV. I NON-CONF.	7- 6	161	1-1	302	347	295	295	5	5	
TOTALS	RPI 1-25	RPI 26-50	W-L RECORDS	RPI 51-100	RPI 101-150	RPI 150+				
7- 14	0- 4	0- 1	OVERALL	0- 1	1- 4	6- 4				
6- 7	0- 1	0- 1	HOME	0- 1	1- 2	5- 2				
0- 6	0- 3	0- 0	AWAY	0- 0	0- 2	0- 1				
1- 1	0- 0	0- 0	NEUTRAL	0- 0	0- 0	1- 1				
7- 6	0- 0	0- 0	NON-CONFERENCE	0- 0	1- 2	6- 4				
6- 3	0- 0	0- 0	HOME	0- 0	1- 1	5- 2				
0- 2	0- 0	0- 0	AWAY	0- 0	0- 1	0- 1				
1- 1	0- 0	0- 0	NEUTRAL	0- 0	0- 0	1- 1				
0- 8	0- 4	0- 1	CONFERENCE	0- 1	0- 2	0- 0				
0- 4	0- 1	0- 1	HOME	0- 1	0- 1	0- 0				
0- 4	0- 3	0- 0	AWAY	0- 0	0- 1	0- 0				
0- 0	0- 0	0- 0	NEUTRAL	0- 0	0- 0	0- 0				

RPI 1-25				RPI 26-50				RPI 51-100				RPI 101+ Team's RPI: 268			
RPI	S	Opponent	Score	RPI	S	Opponent	Score	RPI	S	Opponent	Score	RPI	S	Opponent	Score
2	H	South Carolina	32 87	47	H	Tennessee	28 84	75	H	Georgia	51 58	129	A	Auburn	43 59
14	A	Mississippi St.	39 80									132	A	Texas Tech	48 84
16	A	Texas A&M	35 79									138	H	Southeast Mo. St.	53 70
24	A	LSU	44 52									144	H	Sam Houston St.	75 69
												145	H	Missouri	57 71
												154	H	Louisiana	42 53
												159	H	New Orleans	64 69
												194	A	Southern Miss.	53 59
												234	H	Louisiana Tech	76 53
												273	N	Pittsburgh	50 58
												292	H	Ga. Southern	69 66
												321	N	Alcorn	73 55
												334	H	Alabama St.	93 66
												348	H	La.-Monroe	66 42
												351	H	Mississippi Val.	72 53
LAST 10 Division I															
2	H	South Carolina	32 87	47	H	Tennessee	28 84								
14	A	Mississippi St.	39 80	16	A	Texas A&M	35 79								
129	A	Auburn	43 59	75	H	Georgia	51 58								
145	H	Missouri	57 71	334	H	Alabama St.	93 66								
24	A	LSU	44 52	154	H	Louisiana	42 53								

Non-Div I Games:

Ole Miss

■ Loss,
 ■ Non-Conf,
 ■ S Site,
 ■ H Home
 ■ A Away
 N Neutral

Average RPI Win: 270	WON-LOST	WINNING	LAST 10	STRENGTH OF	OPP. STRENGTH	TEAM	ADJ.	CONF.	ADJ CONF.
Average RPI Loss: 149	RECORD	PCT. RANK	GAMES	SCHEDULE	OF SCHEDULE	RPI	RPI	RPI	RPI
DIV. I ONLY	4- 15	312	1-9	109	302	293	293	19	19
DIV. I NON-CONF.	3- 8	268	0-2	135	317	275	275	18	18
TOTALS	RPI 1-25	RPI 26-50	W-L RECORDS	RPI 51-100	RPI 101-150	RPI 150+			
4- 15	0- 0	0- 4	OVERALL	0- 2	0- 2	4- 7			
3- 7	0- 0	0- 3	HOME	0- 1	0- 0	3- 3			
0- 7	0- 0	0- 1	AWAY	0- 1	0- 1	0- 4			
1- 1	0- 0	0- 0	NEUTRAL	0- 0	0- 1	1- 0			
3- 8	0- 0	0- 2	NON-CONFERENCE	0- 1	0- 2	3- 3			
2- 3	0- 0	0- 2	HOME	0- 0	0- 0	2- 1			
0- 4	0- 0	0- 0	AWAY	0- 1	0- 1	0- 2			
1- 1	0- 0	0- 0	NEUTRAL	0- 0	0- 1	1- 0			
1- 7	0- 0	0- 2	CONFERENCE	0- 1	0- 0	1- 4			
1- 4	0- 0	0- 1	HOME	0- 1	0- 0	1- 2			
0- 3	0- 0	0- 1	AWAY	0- 0	0- 0	0- 2			
0- 0	0- 0	0- 0	NEUTRAL	0- 0	0- 0	0- 0			

RPI S	Opponent	Score	RPI S	Opponent	Score	RPI S	Opponent	Score	RPI S	Opponent	Score	Team's RPI: 293
			28 H	Creighton	54 67	70 H	South Dakota St.	51 68	101 N	VCU	66 74	
			49 A	South Dakota	44 77	100 A	Kansas	48 63	136 A	Kansas St.	48 73	
			49 H	South Dakota	39 71				195 H	Cleveland St.	66 79	
			50 H	UNI	45 81				199 A	North Dakota	57 63	
									210 A	Northern Ky.	40 57	
									212 H	Western Ill.	69 83	
									227 A	Eastern Ill.	52 65	
									233 H	Morgan St.	70 64	
									245 H	UMKC	57 53	
									252 H	Oral Roberts	60 54	
									291 A	Denver	60 66	
									320 H	Purdue Fort Wayne	57 58	
									351 N	Mississippi Val.	78 70	
LAST 10 Division I												
			49 H	South Dakota	39 71	199 A	North Dakota	57 63				
			320 H	Purdue Fort Wayne	57 58	252 H	Oral Roberts	60 54				
			212 H	Western Ill.	69 83	70 H	South Dakota St.	51 68				
			291 A	Denver	60 66	195 H	Cleveland St.	66 79				
			49 A	South Dakota	44 77	50 H	UNI	45 81				

Non-Div I Games: Peru St. 92 58 Graceland (IA) 85 46

Omaha

Loss, Non-Conf, S Site, H Home A Away N Neutral

Oral Roberts

Through Games Of Feb. 1, 2020

Average RPI Win:	240	WON-LOST	WINNING	LAST 10	STRENGTH OF	OPP. STRENGTH	TEAM	ADJ.	CONF.	ADJ CONF.
Average RPI Loss:	143	RECORD	PCT. RANK	GAMES	SCHEDULE	OF SCHEDULE	RPI	RPI	RPI	RPI
DIV. I ONLY	7- 13	255	4-6	198	151	252	252	19	19	
DIV. I NON-CONF.	3- 8	268	0-1	190	117	270	270	18	18	
TOTALS	RPI 1-25	RPI 26-50	W-L RECORDS	RPI 51-100	RPI 101-150	RPI 150+				
7- 13	0- 0	0- 3	OVERALL	0- 3	1- 2	6- 5				
6- 2	0- 0	0- 0	HOME	0- 1	1- 0	5- 1				
1- 11	0- 0	0- 3	AWAY	0- 2	0- 2	1- 4				
0- 0	0- 0	0- 0	NEUTRAL	0- 0	0- 0	0- 0				
3- 8	0- 0	0- 2	NON-CONFERENCE	0- 1	1- 2	2- 3				
3- 1	0- 0	0- 0	HOME	0- 0	1- 0	2- 1				
0- 7	0- 0	0- 2	AWAY	0- 1	0- 2	0- 2				
0- 0	0- 0	0- 0	NEUTRAL	0- 0	0- 0	0- 0				
4- 5	0- 0	0- 1	CONFERENCE	0- 2	0- 0	4- 2				
3- 1	0- 0	0- 0	HOME	0- 1	0- 0	3- 0				
1- 4	0- 0	0- 1	AWAY	0- 1	0- 0	1- 2				
0- 0	0- 0	0- 0	NEUTRAL	0- 0	0- 0	0- 0				

RPI 1-25				RPI 26-50				RPI 51-100				RPI 101+				Team's RPI: 252	
RPI	S	Opponent	Score	RPI	S	Opponent	Score	RPI	S	Opponent	Score	RPI	S	Opponent	Score		
				41	A	Arkansas	64 96	57	A	Nebraska	67 77	107	A	Utah	58 78		
				48	A	Oklahoma St.	44 78	70	A	South Dakota St.	44 58	136	A	Kansas St.	69 109		
				49	A	South Dakota	56 79	70	H	South Dakota St.	61 76	144	H	Sam Houston St.	64 41		
												167	H	Wichita St.	79 66		
												199	H	North Dakota	75 52		
												212	A	Western Ill.	61 75		
												217	A	Southern Utah	58 72		
												244	A	Tulsa	65 67		
												276	H	Texas St.	63 57		
												285	H	North Dakota St.	70 62		
												291	H	Denver	84 72		
												293	A	Omaha	54 60		
												311	H	Houston Baptist	73 74		
												320	A	Purdue Fort Wayne	79 73		
LAST 10 Division I																	
				70	H	South Dakota St.	61 76	199	H	North Dakota	75 52						
				291	H	Denver	84 72	285	H	North Dakota St.	70 62						
				49	A	South Dakota	56 79	293	A	Omaha	54 60						
				212	A	Western Ill.	61 75	70	A	South Dakota St.	44 58						
				320	A	Purdue Fort Wayne	79 73	48	A	Oklahoma St.	44 78						

Non-Div I Games: Rogers St. 80 40 Cent. Christian (KS114 60

Oral Roberts

Loss, Non-Conf, S Site, H Home A Away N Neutral

Oregon

Through Games Of Feb. 1, 2020

Average RPI Win:	108	WON-LOST	WINNING	LAST 10	STRENGTH OF	OPP. STRENGTH	TEAM	ADJ.	CONF.	ADJ CONF.
Average RPI Loss:	14	RECORD	PCT. RANK	GAMES	SCHEDULE	OF SCHEDULE	RPI	RPI	RPI	RPI
DIV. I ONLY	19- 2	9	9-1	10	13	1	1	1	1	1
DIV. I NON-CONF.	10- 1	19	0	85	55	15	15	1	1	1
TOTALS	RPI 1-25	RPI 26-50	W-L RECORDS	RPI 51-100	RPI 101-150	RPI 150+				
19- 2	3- 2	2- 0	OVERALL	4- 0	7- 0	3- 0				
11- 0	2- 0	0- 0	HOME	3- 0	4- 0	2- 0				
6- 1	1- 1	1- 0	AWAY	1- 0	2- 0	1- 0				
2- 1	0- 1	1- 0	NEUTRAL	0- 0	1- 0	0- 0				
10- 1	0- 1	1- 0	NON-CONFERENCE	2- 0	4- 0	3- 0				
6- 0	0- 0	0- 0	HOME	2- 0	2- 0	2- 0				
2- 0	0- 0	0- 0	AWAY	0- 0	1- 0	1- 0				
2- 1	0- 1	1- 0	NEUTRAL	0- 0	1- 0	0- 0				
9- 1	3- 1	1- 0	CONFERENCE	2- 0	3- 0	0- 0				
5- 0	2- 0	0- 0	HOME	1- 0	2- 0	0- 0				
4- 1	1- 1	1- 0	AWAY	1- 0	1- 0	0- 0				
0- 0	0- 0	0- 0	NEUTRAL	0- 0	0- 0	0- 0				

RPI	S	Opponent	Score	RPI	S	Opponent	Score	RPI	S	Opponent	Score	RPI	S	Opponent	Score
3	N	Louisville	62 72	27	A	Arizona	71 64	51	A	Colorado	101 53	105	A	Syracuse	81 64
4	H	Stanford	87 55	48	N	Oklahoma St.	89 72	51	H	Colorado	104 46	107	A	Utah	90 63
12	A	Oregon St.	66 57					70	H	South Dakota St.	95 56	107	H	Utah	88 51
12	H	Oregon St.	76 64					99	H	Texas Southern	99 63	113	N	UT Arlington	91 54
25	A	Arizona St.	66 72									128	H	Northeastern	89 47
												136	H	Kansas St.	89 51
												137	H	California	105 55
												260	A	Long Beach St.	81 45
												294	H	Utah St.	109 52
												298	H	UC Riverside	84 41
LAST 10 Division I															
51	A	Colorado	101 53	4	H	Stanford	87 55								
107	A	Utah	90 63	27	A	Arizona	71 64								
12	A	Oregon St.	66 57	25	A	Arizona St.	66 72								
12	H	Oregon St.	76 64	107	H	Utah	88 51								
137	H	California	105 55	51	H	Colorado	104 46								

Non-Div I Games:

Oregon

■ Loss,
 ■ Non-Conf, S Site,
 ■ Home
 ■ Away
 N Neutral

Oregon St.

Through Games Of Feb. 1, 2020

Average RPI Win:	123	WON-LOST	WINNING	LAST 10	STRENGTH OF	OPP. STRENGTH	TEAM	ADJ.	CONF.	ADJ CONF.
Average RPI Loss:	8	RECORD	PCT. RANK	GAMES	SCHEDULE	OF SCHEDULE	RPI	RPI	RPI	RPI
DIV. I ONLY	18- 4	29	6-4	8	22	12	12	1	1	
DIV. I NON-CONF.	12- 0	1	0	63	79	5	5	1	1	
TOTALS	RPI 1-25	RPI 26-50	W-L RECORDS	RPI 51-100	RPI 101-150	RPI 150+				
18- 4	2- 4	1- 0	OVERALL	4- 0	5- 0	6- 0				
11- 2	2- 2	0- 0	HOME	1- 0	3- 0	5- 0				
4- 2	0- 2	1- 0	AWAY	2- 0	1- 0	0- 0				
3- 0	0- 0	0- 0	NEUTRAL	1- 0	1- 0	1- 0				
12- 0	2- 0	0- 0	NON-CONFERENCE	2- 0	2- 0	6- 0				
8- 0	2- 0	0- 0	HOME	0- 0	1- 0	5- 0				
1- 0	0- 0	0- 0	AWAY	1- 0	0- 0	0- 0				
3- 0	0- 0	0- 0	NEUTRAL	1- 0	1- 0	1- 0				
6- 4	0- 4	1- 0	CONFERENCE	2- 0	3- 0	0- 0				
3- 2	0- 2	0- 0	HOME	1- 0	2- 0	0- 0				
3- 2	0- 2	1- 0	AWAY	1- 0	1- 0	0- 0				
0- 0	0- 0	0- 0	NEUTRAL	0- 0	0- 0	0- 0				

RPI	S	Opponent	Score	RPI	S	Opponent	Score	RPI	S	Opponent	Score	RPI	S	Opponent	Score
1	A	Oregon	64 76	27	A	Arizona	63 61	51	A	Colorado	79 52	107	A	Utah	77 65
1	H	Oregon	57 66					51	H	Colorado	72 60	107	H	Utah	77 48
4	H	Stanford	58 61					55	A	Miami (FL)	75 53	109	N	Liberty	68 55
11	H	Missouri St.	80 69					66	N	BYU	65 34	111	H	Pacific	69 57
20	H	DePaul	98 77									137	H	California	81 44
25	A	Arizona St.	47 55									158	N	Northern Ariz.	91 57
												193	H	Hawaii	64 32
												200	H	CSU Bakersfield	69 50
												217	H	Southern Utah	95 45
												294	H	Utah St.	75 46
												297	H	UC Irvine	86 57
LAST 10 Division I															
107	A	Utah	77 65	137	H	California	81 44								
51	A	Colorado	79 52	25	A	Arizona St.	47 55								
1	H	Oregon	57 66	27	A	Arizona	63 61								
1	A	Oregon	64 76	51	H	Colorado	72 60								
4	H	Stanford	58 61	107	H	Utah	77 48								

Non-Div I Games:

Oregon St.

■ Loss,
 ■ Non-Conf, S Site,
 ■ Home
 ■ Away
 N Neutral

Pacific

Through Games Of Feb. 1, 2020

Average RPI Win:	230	WON-LOST	WINNING	LAST 10	STRENGTH OF	OPP. STRENGTH	TEAM	ADJ.	CONF.	ADJ CONF.
Average RPI Loss:	109	RECORD	PCT. RANK	GAMES	SCHEDULE	OF SCHEDULE	RPI	RPI	RPI	RPI
DIV. I ONLY	13- 9	120	6-4	171	114	111	111	11	11	
DIV. I NON-CONF.	7- 4	100	0	175	162	97	97	11	11	
TOTALS	RPI 1-25	RPI 26-50	W-L RECORDS	RPI 51-100	RPI 101-150	RPI 150+				
13- 9	0- 3	0- 0	OVERALL	1- 1	0- 1	12- 4				
6- 2	0- 0	0- 0	HOME	0- 1	0- 1	6- 0				
6- 6	0- 3	0- 0	AWAY	1- 0	0- 0	5- 3				
1- 1	0- 0	0- 0	NEUTRAL	0- 0	0- 0	1- 1				
7- 4	0- 2	0- 0	NON-CONFERENCE	1- 0	0- 0	6- 2				
4- 0	0- 0	0- 0	HOME	0- 0	0- 0	4- 0				
2- 3	0- 2	0- 0	AWAY	1- 0	0- 0	1- 1				
1- 1	0- 0	0- 0	NEUTRAL	0- 0	0- 0	1- 1				
6- 5	0- 1	0- 0	CONFERENCE	0- 1	0- 1	6- 2				
2- 2	0- 0	0- 0	HOME	0- 1	0- 1	2- 0				
4- 3	0- 1	0- 0	AWAY	0- 0	0- 0	4- 2				
0- 0	0- 0	0- 0	NEUTRAL	0- 0	0- 0	0- 0				

RPI 1-25				RPI 26-50				RPI 51-100				RPI 101+ Team's RPI: 111			
RPI	S	Opponent	Score	RPI	S	Opponent	Score	RPI	S	Opponent	Score	RPI	S	Opponent	Score
6	A	Gonzaga	67 68					66	H	BYU	66 76	118	H	San Diego	64 66
10	A	UCLA	57 68					72	A	Drexel	58 51	156	A	Portland	77 73
12	A	Oregon St.	57 69									170	N	Toledo	65 66
												174	A	Saint Mary's (CA)	68 66
												185	A	Santa Clara	65 75
												200	A	CSU Bakersfield	70 80
												214	A	Pepperdine	54 59
												214	H	Pepperdine	64 63
												216	H	SMU	77 49
												220	A	San Francisco	84 61
												245	H	UMKC	89 60
												263	A	LMU (CA)	87 70
												263	H	LMU (CA)	76 67
												264	A	UC Santa Barbara	63 53
												277	H	Indiana St.	83 66
												308	N	St. Francis Brooklyn	71 62
												316	H	Weber St.	76 53
LAST 10 Division I															
263	A	LMU (CA)	87 70	6	A	Gonzaga	67 68								
214	A	Pepperdine	54 59	156	A	Portland	77 73								
174	A	Saint Mary's (CA)	68 66	214	H	Pepperdine	64 63								
118	H	San Diego	64 66	263	H	LMU (CA)	76 67								
66	H	BYU	66 76	220	A	San Francisco	84 61								

Non-Div I Games:

Pacific

■ Loss,
■ Non-Conf,
■ S Site,
■ H Home
■ A Away
N Neutral

Average RPI Win:	231	WON-LOST	WINNING	LAST 10	STRENGTH OF	OPP. STRENGTH	TEAM	ADJ.	CONF.	ADJ CONF.
Average RPI Loss:	63	RECORD	PCT. RANK	GAMES	SCHEDULE	OF SCHEDULE	RPI	RPI	RPI	RPI
DIV. I ONLY	10- 5	73	6-4	245	91	103	103	8	8	
DIV. I NON-CONF.	9- 3	63	5-2	314	75	106	106	8	8	
TOTALS	RPI 1-25	RPI 26-50	W-L RECORDS	RPI 51-100	RPI 101-150	RPI 150+				
10- 5	0- 1	0- 1	OVERALL	1- 2	0- 1	9- 0				
5- 1	0- 1	0- 0	HOME	1- 0	0- 0	4- 0				
5- 4	0- 0	0- 1	AWAY	0- 2	0- 1	5- 0				
0- 0	0- 0	0- 0	NEUTRAL	0- 0	0- 0	0- 0				
9- 3	0- 0	0- 1	NON-CONFERENCE	1- 2	0- 0	8- 0				
5- 0	0- 0	0- 0	HOME	1- 0	0- 0	4- 0				
4- 3	0- 0	0- 1	AWAY	0- 2	0- 0	4- 0				
0- 0	0- 0	0- 0	NEUTRAL	0- 0	0- 0	0- 0				
1- 2	0- 1	0- 0	CONFERENCE	0- 0	0- 1	1- 0				
0- 1	0- 1	0- 0	HOME	0- 0	0- 0	0- 0				
1- 1	0- 0	0- 0	AWAY	0- 0	0- 1	1- 0				
0- 0	0- 0	0- 0	NEUTRAL	0- 0	0- 0	0- 0				

RPI	S	Opponent	Score	RPI	S	Opponent	Score	RPI	S	Opponent	Score	RPI	S	Opponent	Score	Team's RPI: 103
19	H	Princeton	55 75	38	A	Duke	50 66	53	A	Temple	72 76	125	A	Harvard	51 58	
								72	H	Drexel	53 49	164	A	Dartmouth	66 33	
								79	A	Villanova	58 70	193	A	Hawaii	70 55	
												204	A	La Salle	65 49	
												205	A	Saint Joseph's	55 45	
												238	H	Iona	74 42	
												251	H	Stetson	81 41	
												306	H	Siena	92 44	
												330	A	NJIT	85 51	
												346	H	Hartford	74 46	
LAST 10 Division I																
164	A	Dartmouth	66 33	193	A	Hawaii	70 55									
125	A	Harvard	51 58	72	H	Drexel	53 49									
53	A	Temple	72 76	251	H	Stetson	81 41									
79	A	Villanova	58 70	204	A	La Salle	65 49									
19	H	Princeton	55 75	346	H	Hartford	74 46									

Non-Div I Games: Chaminade 90 39

Penn

Average RPI Win:	205	WON-LOST	WINNING	LAST 10	STRENGTH OF	OPP. STRENGTH	TEAM	ADJ.	CONF.	ADJ CONF.
Average RPI Loss:	83	RECORD	PCT. RANK	GAMES	SCHEDULE	OF SCHEDULE	RPI	RPI	RPI	RPI
DIV. I ONLY	7- 14	260	1-9	58	61	190	190	2	2	
DIV. I NON-CONF.	6- 5	151	0	206	256	212	212	2	2	
TOTALS	RPI 1-25	RPI 26-50	W-L RECORDS	RPI 51-100	RPI 101-150	RPI 150+				
7- 14	0- 4	0- 4	OVERALL	0- 2	2- 1	5- 3				
5- 7	0- 2	0- 1	HOME	0- 2	2- 0	3- 2				
1- 6	0- 2	0- 3	AWAY	0- 0	0- 1	1- 0				
1- 1	0- 0	0- 0	NEUTRAL	0- 0	0- 0	1- 1				
6- 5	0- 1	0- 0	NON-CONFERENCE	0- 1	1- 0	5- 3				
4- 3	0- 0	0- 0	HOME	0- 1	1- 0	3- 2				
1- 1	0- 1	0- 0	AWAY	0- 0	0- 0	1- 0				
1- 1	0- 0	0- 0	NEUTRAL	0- 0	0- 0	1- 1				
1- 9	0- 3	0- 4	CONFERENCE	0- 1	1- 1	0- 0				
1- 4	0- 2	0- 1	HOME	0- 1	1- 0	0- 0				
0- 5	0- 1	0- 3	AWAY	0- 0	0- 1	0- 0				
0- 0	0- 0	0- 0	NEUTRAL	0- 0	0- 0	0- 0				

RPI S	Opponent	Score	RPI S	Opponent	Score	RPI S	Opponent	Score	RPI S	Opponent	Score	Team's RPI: 190
8	H Iowa	66 77	26	A Purdue	68 81	60	H Minnesota	74 81	104	H Michigan St.	86 73	
13	H Indiana	60 76	33	A Ohio St.	70 80	87	H Rider	70 78	112	H Fordham	72 59	
15	A Northwestern	59 85	39	H Rutgers	57 62				118	A Wisconsin	65 71	
19	A Princeton	55 72	46	A Michigan	48 82				168	A Towson	73 67	
									175	H Clemson	68 55	
									204	H La Salle	67 69	
									235	H George Mason	68 78	
									260	N Long Beach St.	56 64	
									273	H Pittsburgh	78 73	
									282	H Sacred Heart	88 65	
									322	N N.C. Central	92 68	
LAST 10 Division I												
8	H Iowa	66 77	33	A Ohio St.	70 80							
26	A Purdue	68 81	104	H Michigan St.	86 73							
13	H Indiana	60 76	118	A Wisconsin	65 71							
15	A Northwestern	59 85	46	A Michigan	48 82							
39	H Rutgers	57 62	60	H Minnesota	74 81							

Non-Div I Games:

Penn St.

■ Loss,
■ Non-Conf,
■ S Site,
■ H Home
■ A Away
N Neutral

Pepperdine

Through Games Of Feb. 1, 2020

Average RPI Win: 213	WON-LOST	WINNING	LAST 10	STRENGTH OF	OPP. STRENGTH	TEAM	ADJ.	CONF.	ADJ CONF.
Average RPI Loss: 134	RECORD	PCT. RANK	GAMES	SCHEDULE	OF SCHEDULE	RPI	RPI	RPI	RPI
DIV. I ONLY	9- 10	195	4-6	226	108	214	214	11	11
DIV. I NON-CONF.	4- 4	164	0	318	178	248	248	11	11
TOTALS	RPI 1-25	RPI 26-50	W-L RECORDS	RPI 51-100	RPI 101-150	RPI 150+			
9- 10	0- 1	0- 0	OVERALL	0- 2	2- 2	7- 5			
7- 4	0- 0	0- 0	HOME	0- 1	2- 0	5- 3			
2- 6	0- 1	0- 0	AWAY	0- 1	0- 2	2- 2			
0- 0	0- 0	0- 0	NEUTRAL	0- 0	0- 0	0- 0			
4- 4	0- 0	0- 0	NON-CONFERENCE	0- 1	0- 1	4- 2			
2- 2	0- 0	0- 0	HOME	0- 0	0- 0	2- 2			
2- 2	0- 0	0- 0	AWAY	0- 1	0- 1	2- 0			
0- 0	0- 0	0- 0	NEUTRAL	0- 0	0- 0	0- 0			
5- 6	0- 1	0- 0	CONFERENCE	0- 1	2- 1	3- 3			
5- 2	0- 0	0- 0	HOME	0- 1	2- 0	3- 1			
0- 4	0- 1	0- 0	AWAY	0- 0	0- 1	0- 2			
0- 0	0- 0	0- 0	NEUTRAL	0- 0	0- 0	0- 0			

RPI S Opponent	Score	RPI S Opponent	Score	RPI S Opponent	Score	RPI S Opponent	Score	Team's RPI: 214
6 A Gonzaga	36 70			66 H BYU	47 65	102 A Boise St.	74 76	
				82 A Washington St.	48 85	111 A Pacific	63 64	
						111 H Pacific	59 54	
						118 H San Diego	73 57	
						156 A Portland	67 69	
						171 H UC Davis	70 67	
						174 A Saint Mary's (CA)	78 85	
						174 H Saint Mary's (CA)	73 64	
						182 H UNLV	44 69	
						185 H Santa Clara	79 71	
						193 H Hawaii	51 52	
						220 H San Francisco	82 70	
						263 H LMU (CA)	77 84	
						307 A Eastern Wash.	53 52	
						315 H Cal Poly	63 53	
						318 A New Mexico St.	72 69	
LAST 10 Division I								
174 H Saint Mary's (CA)	73 64	220 H San Francisco	82 70					
111 H Pacific	59 54	185 H Santa Clara	79 71					
156 A Portland	67 69	111 A Pacific	63 64					
6 A Gonzaga	36 70	174 A Saint Mary's (CA)	78 85					
263 H LMU (CA)	77 84	66 H BYU	47 65					

Non-Div I Games: Concordia (CA) 76 57 Cal St. L.A. 79 56

Pepperdine

Loss, **Non-Conf**, **S Site**, **H Home** **A Away** **N Neutral**

Pittsburgh

Through Games Of Feb. 1, 2020

Average RPI Win:	258	WON-LOST	WINNING	LAST 10	STRENGTH OF	OPP. STRENGTH	TEAM	ADJ.	CONF.	ADJ CONF.
Average RPI Loss:	96	RECORD	PCT. RANK	GAMES	SCHEDULE	OF SCHEDULE	RPI	RPI	RPI	RPI
DIV. I ONLY	4- 17	315	1-9	87	87	273	273	5	5	
DIV. I NON-CONF.	3- 8	268	0	243	233	312	312	3	3	
TOTALS	RPI 1-25	RPI 26-50	W-L RECORDS	RPI 51-100	RPI 101-150	RPI 150+				
4- 17	0- 3	0- 1	OVERALL	1- 6	0- 3	3- 4				
3- 9	0- 2	0- 0	HOME	1- 2	0- 3	2- 2				
0- 7	0- 1	0- 1	AWAY	0- 3	0- 0	0- 2				
1- 1	0- 0	0- 0	NEUTRAL	0- 1	0- 0	1- 0				
3- 8	0- 0	0- 0	NON-CONFERENCE	0- 4	0- 1	3- 3				
2- 4	0- 0	0- 0	HOME	0- 1	0- 1	2- 2				
0- 3	0- 0	0- 0	AWAY	0- 2	0- 0	0- 1				
1- 1	0- 0	0- 0	NEUTRAL	0- 1	0- 0	1- 0				
1- 9	0- 3	0- 1	CONFERENCE	1- 2	0- 2	0- 1				
1- 5	0- 2	0- 0	HOME	1- 1	0- 2	0- 0				
0- 4	0- 1	0- 1	AWAY	0- 1	0- 0	0- 1				
0- 0	0- 0	0- 0	NEUTRAL	0- 0	0- 0	0- 0				

RPI S	Opponent	Score	RPI S	Opponent	Score	RPI S	Opponent	Score	RPI S	Opponent	Score	Team's RPI: 273
3	A Louisville	49 83	35	A Virginia Tech	56 68	58	A North Carolina	62 70	105	H Syracuse	51 69	
18	H NC State	44 88				61	A UCF	58 74	110	H Duquesne	62 81	
23	H Florida St.	41 66				64	H Boston College	70 79	126	H Notre Dame	52 60	
						68	N Ohio	50 72	175	A Clemson	67 75	
						84	H Stony Brook	56 59	180	H Miami (OH)	71 80	
						89	H Wake Forest	53 48	190	A Penn St.	73 78	
						97	A Cincinnati	53 69	229	H Georgetown	56 66	
									268	N Ole Miss	58 50	
									331	H Fairleigh Dickinson	69 60	
									345	H Central Conn. St.	81 73	
LAST 10 Division I												
23	H Florida St.	41 66	175	A Clemson	67 75							
89	H Wake Forest	53 48	35	A Virginia Tech	56 68							
3	A Louisville	49 83	64	H Boston College	70 79							
18	H NC State	44 88	126	H Notre Dame	52 60							
105	H Syracuse	51 69	58	A North Carolina	62 70							

Non-Div I Games:

Pittsburgh

Loss, Non-Conf, S Site, H Home A Away N Neutral

Average RPI Win:	216	WON-LOST	WINNING	LAST 10	STRENGTH OF	OPP. STRENGTH	TEAM	ADJ.	CONF.	ADJ CONF.
Average RPI Loss:	123	RECORD	PCT. RANK	GAMES	SCHEDULE	OF SCHEDULE	RPI	RPI	RPI	RPI
DIV. I ONLY	11- 9	146	6-4	153	152	156	156	11	11	
DIV. I NON-CONF.	5- 4	140	0	231	330	199	199	11	11	
TOTALS	RPI 1-25	RPI 26-50	W-L RECORDS	RPI 51-100	RPI 101-150	RPI 150+				
11- 9	0- 1	0- 0	OVERALL	2- 1	0- 5	9- 2				
5- 6	0- 0	0- 0	HOME	1- 1	0- 4	4- 1				
6- 3	0- 1	0- 0	AWAY	1- 0	0- 1	5- 1				
0- 0	0- 0	0- 0	NEUTRAL	0- 0	0- 0	0- 0				
5- 4	0- 0	0- 0	NON-CONFERENCE	1- 0	0- 2	4- 2				
2- 3	0- 0	0- 0	HOME	1- 0	0- 2	1- 1				
3- 1	0- 0	0- 0	AWAY	0- 0	0- 0	3- 1				
0- 0	0- 0	0- 0	NEUTRAL	0- 0	0- 0	0- 0				
6- 5	0- 1	0- 0	CONFERENCE	1- 1	0- 3	5- 0				
3- 3	0- 0	0- 0	HOME	0- 1	0- 2	3- 0				
3- 2	0- 1	0- 0	AWAY	1- 0	0- 1	2- 0				
0- 0	0- 0	0- 0	NEUTRAL	0- 0	0- 0	0- 0				

RPI	S	Opponent	Score	RPI	S	Opponent	Score	RPI	S	Opponent	Score	RPI	S	Opponent	Score	Team's RPI: 156
6	A	Gonzaga	57 62					66	A	BYU	57 48	111	H	Pacific	73 77	
								66	H	BYU	54 66	114	H	Loyola Chicago	64 78	
								71	H	Fresno St.	75 64	118	A	San Diego	55 74	
												118	H	San Diego	58 62	
												120	H	Abilene Christian	69 76	
												174	H	Saint Mary's (CA)	78 65	
												184	H	Portland St.	71 77	
												185	A	Santa Clara	80 77	
												214	H	Pepperdine	69 67	
												220	A	San Francisco	73 66	
												254	H	Grand Canyon	73 41	
												263	H	LMU (CA)	74 49	
												272	A	CSUN	64 73	
												294	A	Utah St.	70 64	
												314	A	Air Force	72 56	
												316	A	Weber St.	78 59	
LAST 10 Division I																
118	H	San Diego	58 62	220	A	San Francisco	73 66									
66	H	BYU	54 66	174	H	Saint Mary's (CA)	78 65									
214	H	Pepperdine	69 67	111	H	Pacific	73 77									
263	H	LMU (CA)	74 49	66	A	BYU	57 48									
185	A	Santa Clara	80 77	118	A	San Diego	55 74									

Non-Div I Games: Warner Pacific 78 36 Willamette 82 42

Portland

Loss, Non-Conf, S Site, H Home A Away N Neutral

Average RPI Win: 224	WON-LOST	WINNING	LAST 10	STRENGTH OF	OPP. STRENGTH	TEAM	ADJ.	CONF.	ADJ CONF.
Average RPI Loss: 191	RECORD	PCT. RANK	GAMES	SCHEDULE	OF SCHEDULE	RPI	RPI	RPI	RPI
DIV. I ONLY	11- 9	146	6-4	240	271	184	184	18	18
DIV. I NON-CONF.	5- 4	140	0	167	320	137	137	17	17
TOTALS	RPI 1-25	RPI 26-50	W-L RECORDS	RPI 51-100	RPI 101-150	RPI 150+			
11- 9	0- 0	0- 1	OVERALL	0- 1	1- 1	10- 6			
6- 3	0- 0	0- 1	HOME	0- 1	1- 0	5- 1			
5- 5	0- 0	0- 0	AWAY	0- 0	0- 1	5- 4			
0- 1	0- 0	0- 0	NEUTRAL	0- 0	0- 0	0- 1			
5- 4	0- 0	0- 1	NON-CONFERENCE	0- 0	0- 1	5- 2			
2- 1	0- 0	0- 1	HOME	0- 0	0- 0	2- 0			
3- 2	0- 0	0- 0	AWAY	0- 0	0- 1	3- 1			
0- 1	0- 0	0- 0	NEUTRAL	0- 0	0- 0	0- 1			
6- 5	0- 0	0- 0	CONFERENCE	0- 1	1- 0	5- 4			
4- 2	0- 0	0- 0	HOME	0- 1	1- 0	3- 1			
2- 3	0- 0	0- 0	AWAY	0- 0	0- 0	2- 3			
0- 0	0- 0	0- 0	NEUTRAL	0- 0	0- 0	0- 0			

RPI S	Opponent	Score	RPI S	Opponent	Score	RPI S	Opponent	Score	RPI S	Opponent	Score	Team's RPI: 184
47	H Tennessee	61 88	96	H Montana St.	62 73	102	A Boise St.	57 82	106	H Idaho	74 53	
						156	A Portland	77 71	158	H Northern Ariz.	66 54	
						171	A UC Davis	76 70	189	A Montana	55 62	
						189	H Montana	78 65	217	A Southern Utah	58 71	
						221	A Northern Colo.	58 77	228	A Idaho St.	69 64	
						245	A UMKC	69 87	254	H Grand Canyon	69 46	
						287	H Nevada	80 75	297	A UC Irvine	70 61	
						297	N UC Irvine	75 83	307	H Eastern Wash.	75 58	
						309	H Sacramento St.	70 73	316	A Weber St.	76 57	
LAST 10 Division I												
189	A Montana	55 62	189	H Montana	78 65							
158	H Northern Ariz.	66 54	96	H Montana St.	62 73							
309	H Sacramento St.	70 73	307	H Eastern Wash.	75 58							
316	A Weber St.	76 57	106	H Idaho	74 53							
228	A Idaho St.	69 64	217	A Southern Utah	58 71							

Non-Div I Games: Multnomah 104 48

Portland St.

Average RPI Win:	337	WON-LOST	WINNING	LAST 10	STRENGTH OF	OPP. STRENGTH	TEAM	ADJ.	CONF.	ADJ CONF.
Average RPI Loss:	131	RECORD	PCT. RANK	GAMES	SCHEDULE	OF SCHEDULE	RPI	RPI	RPI	RPI
DIV. I ONLY	4- 13	306	4-6	236	228	296	296	31	31	
DIV. I NON-CONF.	0- 9	338	0-2	25	44	262	262	29	29	
TOTALS	RPI 1-25	RPI 26-50	W-L RECORDS	RPI 51-100	RPI 101-150	RPI 150+				
4- 13	0- 1	0- 2	OVERALL	0- 2	0- 4	4- 4				
2- 3	0- 0	0- 0	HOME	0- 0	0- 1	2- 2				
2- 8	0- 1	0- 2	AWAY	0- 2	0- 2	2- 1				
0- 2	0- 0	0- 0	NEUTRAL	0- 0	0- 1	0- 1				
0- 9	0- 1	0- 2	NON-CONFERENCE	0- 1	0- 4	0- 1				
0- 1	0- 0	0- 0	HOME	0- 0	0- 1	0- 0				
0- 6	0- 1	0- 2	AWAY	0- 1	0- 2	0- 0				
0- 2	0- 0	0- 0	NEUTRAL	0- 0	0- 1	0- 1				
4- 4	0- 0	0- 0	CONFERENCE	0- 1	0- 0	4- 3				
2- 2	0- 0	0- 0	HOME	0- 0	0- 0	2- 2				
2- 2	0- 0	0- 0	AWAY	0- 1	0- 0	2- 1				
0- 0	0- 0	0- 0	NEUTRAL	0- 0	0- 0	0- 0				

RPI 1-25				RPI 26-50				RPI 51-100				RPI 101+ Team's RPI: 296			
RPI	S	Opponent	Score	RPI	S	Opponent	Score	RPI	S	Opponent	Score	RPI	S	Opponent	Score
16	A	Texas A&M	38 80	27	A	Arizona	48 83	98	A	Rice	55 77	118	A	Wisconsin	42 68
				45	A	Oklahoma	48 94	99	A	Texas Southern	65 88	121	N	A&M-Corpus Christi	52 64
												132	A	Texas Tech	48 82
												139	H	Florida	44 51
												161	A	Jackson St.	49 53
												180	N	Miami (OH)	52 65
												242	H	Southern U.	48 68
												317	H	Ark.-Pine Bluff	61 51
												321	H	Alcorn	63 68
												334	A	Alabama St.	62 59
												344	A	Grambling	67 54
												351	H	Mississippi Val.	81 47
LAST 10 Division I															
334	A	Alabama St.	62 59	99	A	Texas Southern	65 88								
351	H	Mississippi Val.	81 47	242	H	Southern U.	48 68								
317	H	Ark.-Pine Bluff	61 51	321	H	Alcorn	63 68								
161	A	Jackson St.	49 53	118	A	Wisconsin	42 68								
344	A	Grambling	67 54	132	A	Texas Tech	48 82								

Non-Div I Games: Huston-Tillotson 79 60 Wiley 75 42 Tex. A&M-Kingsville 85 55

Prairie View

Loss, Non-Conf, S Site, H Home A Away N Neutral

Presbyterian

Through Games Of Feb. 1, 2020

Average RPI Win:	303	WON-LOST	WINNING	LAST 10	STRENGTH OF	OPP. STRENGTH	TEAM	ADJ.	CONF.	ADJ CONF.
Average RPI Loss:	198	RECORD	PCT. RANK	GAMES	SCHEDULE	OF SCHEDULE	RPI	RPI	RPI	RPI
DIV. I ONLY	5- 13	289	3-7	285	333	304	304	26	26	
DIV. I NON-CONF.	2- 5	259	0	276	260	290	290	28	28	
TOTALS	RPI 1-25	RPI 26-50	W-L RECORDS	RPI 51-100	RPI 101-150	RPI 150+				
5- 13	0- 0	0- 1	OVERALL	0- 0	0- 3	5- 9				
2- 5	0- 0	0- 0	HOME	0- 0	0- 1	2- 4				
3- 8	0- 0	0- 1	AWAY	0- 0	0- 2	3- 5				
0- 0	0- 0	0- 0	NEUTRAL	0- 0	0- 0	0- 0				
2- 5	0- 0	0- 1	NON-CONFERENCE	0- 0	0- 2	2- 2				
1- 1	0- 0	0- 0	HOME	0- 0	0- 0	1- 1				
1- 4	0- 0	0- 1	AWAY	0- 0	0- 2	1- 1				
0- 0	0- 0	0- 0	NEUTRAL	0- 0	0- 0	0- 0				
3- 8	0- 0	0- 0	CONFERENCE	0- 0	0- 1	3- 7				
1- 4	0- 0	0- 0	HOME	0- 0	0- 1	1- 3				
2- 4	0- 0	0- 0	AWAY	0- 0	0- 0	2- 4				
0- 0	0- 0	0- 0	NEUTRAL	0- 0	0- 0	0- 0				

RPI 1-25			RPI 26-50			RPI 51-100			RPI 101+			Team's RPI: 304
RPI	S	Opponent	Score	RPI	S	Opponent	Score	RPI	S	Opponent	Score	
				40	A	West Virginia	40 56					
								130	H	Campbell	47 53	
								139	A	Florida	46 60	
								149	A	Illinois	52 71	
								160	H	Hampton	42 71	
								209	A	High Point	55 60	
								232	A	Radford	42 54	
								232	H	Radford	39 65	
								237	A	UNC Asheville	39 54	
								239	A	Gardner-Webb	56 53	
								249	H	UNCW	60 70	
								250	H	Col. of Charleston	58 54	
								258	A	Winthrop	54 61	
								265	H	Longwood	60 71	
								270	A	Wofford	60 67	
								338	H	USC Upstate	55 42	
								340	A	Charleston So.	67 46	
								350	A	South Carolina St.	70 49	
LAST 10 Division I												
				232	H	Radford	39 65	239	A	Gardner-Webb	56 53	
				340	A	Charleston So.	67 46	258	A	Winthrop	54 61	
				338	H	USC Upstate	55 42	160	H	Hampton	42 71	
				209	A	High Point	55 60	265	H	Longwood	60 71	
				130	H	Campbell	47 53	232	A	Radford	42 54	

Non-Div I Games: William Peace 72 35 Brevard 74 45

Presbyterian

Loss, Non-Conf, S Site, H Home A Away N Neutral

Average RPI Win:	163	WON-LOST	WINNING	LAST 10	STRENGTH OF	OPP. STRENGTH	TEAM	ADJ.	CONF.	ADJ CONF.
Average RPI Loss:	8	RECORD	PCT. RANK	GAMES	SCHEDULE	OF SCHEDULE	RPI	RPI	RPI	RPI
DIV. I ONLY	15- 1	8	10-0	97	98	19	19	8	8	
DIV. I NON-CONF.	12- 1	9	7-0	147	68	20	20	8	8	
TOTALS	RPI 1-25	RPI 26-50	W-L RECORDS	RPI 51-100	RPI 101-150	RPI 150+				
15- 1	0- 1	1- 0	OVERALL	4- 0	4- 0	6- 0				
7- 0	0- 0	1- 0	HOME	1- 0	0- 0	5- 0				
8- 1	0- 1	0- 0	AWAY	3- 0	4- 0	1- 0				
0- 0	0- 0	0- 0	NEUTRAL	0- 0	0- 0	0- 0				
12- 1	0- 1	1- 0	NON-CONFERENCE	4- 0	2- 0	5- 0				
7- 0	0- 0	1- 0	HOME	1- 0	0- 0	5- 0				
5- 1	0- 1	0- 0	AWAY	3- 0	2- 0	0- 0				
0- 0	0- 0	0- 0	NEUTRAL	0- 0	0- 0	0- 0				
3- 0	0- 0	0- 0	CONFERENCE	0- 0	2- 0	1- 0				
0- 0	0- 0	0- 0	HOME	0- 0	0- 0	0- 0				
3- 0	0- 0	0- 0	AWAY	0- 0	2- 0	1- 0				
0- 0	0- 0	0- 0	NEUTRAL	0- 0	0- 0	0- 0				

RPI	S	Opponent	Score	RPI	S	Opponent	Score	RPI	S	Opponent	Score	RPI	S	Opponent	Score
8	A	Iowa	75 77	29	H	FGCU	67 53	80	A	Seton Hall	78 76	103	A	Penn	75 55
								83	A	Marist	62 50	125	A	Harvard	60 46
								87	H	Rider	80 47	131	A	George Washington	75 50
								94	A	Saint Louis	66 50	145	A	Missouri	68 33
												164	A	Dartmouth	66 34
												190	H	Penn St.	72 55
												275	H	New Hampshire	77 37
												280	H	Monmouth	52 40
												308	H	St. Francis Brooklyn	76 44
												346	H	Hartford	73 42
LAST 10 Division I															
125	A	Harvard	60 46	145	A	Missouri	68 33								
164	A	Dartmouth	66 34	190	H	Penn St.	72 55								
103	A	Penn	75 55	346	H	Hartford	73 42								
275	H	New Hampshire	77 37	83	A	Marist	62 50								
94	A	Saint Louis	66 50	308	H	St. Francis Brooklyn	76 44								



















































Non-Div I Games:

Princeton

Providence



Through Games Of Feb. 1, 2020

Average RPI Win:	214	WON-LOST	WINNING	LAST 10	STRENGTH OF	OPP. STRENGTH	TEAM	ADJ.	CONF.	ADJ CONF.
Average RPI Loss:	80	RECORD	PCT. RANK	GAMES	SCHEDULE	OF SCHEDULE	RPI	RPI	RPI	RPI
DIV. I ONLY	10- 12	203	1-9	133	85	134	134	6	6	
DIV. I NON-CONF.	9- 3	63	0	227	199	75	75	6	6	
TOTALS	RPI 1-25	RPI 26-50	W-L RECORDS	RPI 51-100	RPI 101-150	RPI 150+				
10- 12	0- 1	0- 5	OVERALL	1- 4	2- 0	7- 2				
3- 3	0- 1	0- 1	HOME	1- 1	0- 0	2- 0				
5- 8	0- 0	0- 4	AWAY	0- 2	2- 0	3- 2				
2- 1	0- 0	0- 0	NEUTRAL	0- 1	0- 0	2- 0				
9- 3	0- 0	0- 1	NON-CONFERENCE	1- 1	2- 0	6- 1				
2- 0	0- 0	0- 0	HOME	1- 0	0- 0	1- 0				
5- 2	0- 0	0- 1	AWAY	0- 0	2- 0	3- 1				
2- 1	0- 0	0- 0	NEUTRAL	0- 1	0- 0	2- 0				
1- 9	0- 1	0- 4	CONFERENCE	0- 3	0- 0	1- 1				
1- 3	0- 1	0- 1	HOME	0- 1	0- 0	1- 0				
0- 6	0- 0	0- 3	AWAY	0- 2	0- 0	0- 1				
0- 0	0- 0	0- 0	NEUTRAL	0- 0	0- 0	0- 0				

RPI S Opponent	Score	RPI S Opponent	Score	RPI S Opponent	Score	RPI S Opponent	Score	Team's RPI: 134
20  DePaul	67  80	28  Creighton	63  72	64  Boston College	76 60	107  Utah	67 60	
		35  Yale	79  82	78 N Ball St.	51  52	143  Massachusetts	72 63	
		37  Marquette	55  85	79  Villanova	49  51	177 N Rhode Island	58 51	
		37  Marquette	50  60	80  Seton Hall	55  97	201  New Mexico	68  86	
		44  St. John's (NY)	58  64	95  Butler	47  50	203  UMass Lowell	63 38	
						229  Georgetown	53  62	
						240  Xavier	60 48	
						263 N LMU (CA)	48 45	
						280  Monmouth	68 52	
						319  Bryant	76 32	
						346  Hartford	75 57	
LAST 10 Division I								
37  Marquette	55  85	28  Creighton	63  72					
240  Xavier	60 48	37  Marquette	50  60					
95  Butler	47  50	20  DePaul	67  80					
80  Seton Hall	55  97	229  Georgetown	53  62					
44  St. John's (NY)	58  64	79  Villanova	49  51					

Non-Div I Games:

Providence

 Loss,  Non-Conf, S Site,  Home  Away N Neutral

Average RPI Win:	129	WON-LOST	WINNING	LAST 10	STRENGTH OF	OPP. STRENGTH	TEAM	ADJ.	CONF.	ADJ CONF.
Average RPI Loss:	24	RECORD	PCT. RANK	GAMES	SCHEDULE	OF SCHEDULE	RPI	RPI	RPI	RPI
DIV. I ONLY	15- 7	71	6-4	19	6	26	26	2	2	
DIV. I NON-CONF.	9- 3	63	0	36	10	18	18	2	2	
TOTALS	RPI 1-25	RPI 26-50	W-L RECORDS	RPI 51-100	RPI 101-150	RPI 150+				
15- 7	1- 4	3- 2	OVERALL	1- 1	4- 0	6- 0				
9- 2	0- 0	1- 1	HOME	0- 1	3- 0	5- 0				
4- 4	0- 3	1- 1	AWAY	1- 0	1- 0	1- 0				
2- 1	1- 1	1- 0	NEUTRAL	0- 0	0- 0	0- 0				
9- 3	1- 2	2- 1	NON-CONFERENCE	0- 0	1- 0	5- 0				
6- 0	0- 0	1- 0	HOME	0- 0	1- 0	4- 0				
1- 2	0- 1	0- 1	AWAY	0- 0	0- 0	1- 0				
2- 1	1- 1	1- 0	NEUTRAL	0- 0	0- 0	0- 0				
6- 4	0- 2	1- 1	CONFERENCE	1- 1	3- 0	1- 0				
3- 2	0- 0	0- 1	HOME	0- 1	2- 0	1- 0				
3- 2	0- 2	1- 0	AWAY	1- 0	1- 0	0- 0				
0- 0	0- 0	0- 0	NEUTRAL	0- 0	0- 0	0- 0				

RPI 1-25				RPI 26-50				RPI 51-100				RPI 101+			
RPI	S	Opponent	Score	RPI	S	Opponent	Score	RPI	S	Opponent	Score	RPI	S	Opponent	Score
2	A	South Carolina	49 85	30	N	Drake	67 47	57	A	Nebraska	76 68	104	A	Michigan St.	76 66
6	N	Gonzaga	50 63	32	H	Western Ky.	67 50	60	H	Minnesota	59 72	115	H	Kent St.	77 64
13	A	Indiana	48 66	33	A	Ohio St.	66 50					118	H	Wisconsin	72 61
15	A	Northwestern	56 61	35	A	Virginia Tech	54 67					149	H	Illinois	81 67
25	N	Arizona St.	59 52	39	H	Rutgers	53 59					188	H	Northern Ill.	68 63
LAST 10 Division I															
				104	A	Michigan St.	76 66	15	A	Northwestern	56 61				
				190	H	Penn St.	81 68	13	A	Indiana	48 66				
				57	A	Nebraska	76 68	39	H	Rutgers	53 59				
				60	H	Minnesota	59 72	118	H	Wisconsin	72 61				
				149	H	Illinois	81 67	33	A	Ohio St.	66 50				

Non-Div I Games:

Purdue

■ Loss,
■ Non-Conf,
■ S Site,
■ H Home
■ A Away
N Neutral

Average RPI Win: 317		WON-LOST	WINNING	LAST 10	STRENGTH OF	OPP. STRENGTH	TEAM	ADJ.	CONF.	ADJ CONF.
Average RPI Loss: 168		RECORD	PCT. RANK	GAMES	SCHEDULE	OF SCHEDULE	RPI	RPI	RPI	RPI
DIV. I ONLY		3- 17	326	1-9	220	274	320	320	19	19
DIV. I NON-CONF.		2- 9	304	0-1	278	290	336	336	18	18
TOTALS	RPI 1-25	RPI 26-50		W-L RECORDS		RPI 51-100	RPI 101-150	RPI 150+		
3- 17	0- 0	0- 2		OVERALL		0- 3	0- 3	3- 9		
2- 7	0- 0	0- 1		HOME		0- 2	0- 1	2- 3		
1- 7	0- 0	0- 1		AWAY		0- 1	0- 0	1- 5		
0- 3	0- 0	0- 0		NEUTRAL		0- 0	0- 2	0- 1		
2- 9	0- 0	0- 0		NON-CONFERENCE		0- 2	0- 3	2- 4		
2- 2	0- 0	0- 0		HOME		0- 1	0- 1	2- 0		
0- 4	0- 0	0- 0		AWAY		0- 1	0- 0	0- 3		
0- 3	0- 0	0- 0		NEUTRAL		0- 0	0- 2	0- 1		
1- 8	0- 0	0- 2		CONFERENCE		0- 1	0- 0	1- 5		
0- 5	0- 0	0- 1		HOME		0- 1	0- 0	0- 3		
1- 3	0- 0	0- 1		AWAY		0- 0	0- 0	1- 2		
0- 0	0- 0	0- 0		NEUTRAL		0- 0	0- 0	0- 0		

RPI 1-25				RPI 26-50				RPI 51-100				RPI 101+			
RPI	S	Opponent	Score	RPI	S	Opponent	Score	RPI	S	Opponent	Score	RPI	S	Opponent	Score
				49	A	South Dakota	25 79	70	H	South Dakota St.	69 100	115	N	Kent St.	67 75
				49	H	South Dakota	41 62	78	H	Ball St.	52 83	132	N	Texas Tech	48 82
								95	A	Butler	58 85	138	H	Southeast Mo. St.	48 58
												173	A	Eastern Mich.	40 64
												198	A	Akron	53 64
												199	A	North Dakota	85 91
												199	H	North Dakota	49 63
												212	A	Western Ill.	68 79
												252	H	Oral Roberts	73 79
												280	N	Monmouth	46 60
												285	H	North Dakota St.	44 58
												293	A	Omaha	58 57
												324	H	Evansville	67 64
												326	A	SIUE	53 57
												333	H	UIC	61 50
LAST 10 Division I															
				199	H	North Dakota	49 63	70	H	South Dakota St.	69 100				
				285	H	North Dakota St.	44 58	212	A	Western Ill.	68 79				
				293	A	Omaha	58 57	199	A	North Dakota	85 91				
				49	A	South Dakota	25 79	49	H	South Dakota	41 62				
				252	H	Oral Roberts	73 79	95	A	Butler	58 85				

Purdue Fort Wayne

■ Loss, ■ Non-Conf, S Site, H Home A Away N Neutral

Quinnipiac

Through Games Of Feb. 1, 2020

Average RPI Win:	252	WON-LOST	WINNING	LAST 10	STRENGTH OF	OPP. STRENGTH	TEAM	ADJ.	CONF.	ADJ CONF.
Average RPI Loss:	93	RECORD	PCT. RANK	GAMES	SCHEDULE	OF SCHEDULE	RPI	RPI	RPI	RPI
DIV. I ONLY	10- 9	162	7-3	172	175	165	165	24	24	
DIV. I NON-CONF.	3- 6	235	0	58	53	168	168	25	25	
TOTALS	RPI 1-25	RPI 26-50	W-L RECORDS	RPI 51-100	RPI 101-150	RPI 150+				
10- 9	0- 1	0- 1	OVERALL	1- 4	0- 2	9- 1				
6- 4	0- 0	0- 0	HOME	1- 1	0- 2	5- 1				
4- 5	0- 1	0- 1	AWAY	0- 3	0- 0	4- 0				
0- 0	0- 0	0- 0	NEUTRAL	0- 0	0- 0	0- 0				
3- 6	0- 1	0- 1	NON-CONFERENCE	1- 2	0- 2	2- 0				
2- 3	0- 0	0- 0	HOME	1- 1	0- 2	1- 0				
1- 3	0- 1	0- 1	AWAY	0- 1	0- 0	1- 0				
0- 0	0- 0	0- 0	NEUTRAL	0- 0	0- 0	0- 0				
7- 3	0- 0	0- 0	CONFERENCE	0- 2	0- 0	7- 1				
4- 1	0- 0	0- 0	HOME	0- 0	0- 0	4- 1				
3- 2	0- 0	0- 0	AWAY	0- 2	0- 0	3- 0				
0- 0	0- 0	0- 0	NEUTRAL	0- 0	0- 0	0- 0				

RPI 1-25				RPI 26-50				RPI 51-100				RPI 101+				Team's RPI: 165	
RPI	S	Opponent	Score	RPI	S	Opponent	Score	RPI	S	Opponent	Score	RPI	S	Opponent	Score		
7	A	Maryland	52 107	35	A	Yale	59 63	61	A	UCF	58 80	125	H	Harvard	68 77		
								72	H	Drexel	62 66	131	H	George Washington	67 78		
								76	H	Bucknell	76 69	177	H	Rhode Island	75 63		
								83	A	Marist	60 73	207	H	Fairfield	76 62		
								87	A	Rider	59 75	215	H	Manhattan	70 58		
												238	A	Iona	67 63		
												238	H	Iona	71 75		
												280	H	Monmouth	60 53		
												306	A	Siena	66 52		
												336	A	Saint Peter's	91 64		
												341	H	Canisius	74 71		
												346	A	Hartford	87 50		
LAST 10 Division I																	
				238	A	Iona	67 63					280	H	Monmouth	60 53		
				336	A	Saint Peter's	91 64					215	H	Manhattan	70 58		
				207	H	Fairfield	76 62					87	A	Rider	59 75		
				83	A	Marist	60 73					306	A	Siena	66 52		
				341	H	Canisius	74 71					238	H	Iona	71 75		

Non-Div I Games:

Quinnipiac

Loss, Non-Conf, S Site, H Home A Away N Neutral

Average RPI Win:	295	WON-LOST	WINNING	LAST 10	STRENGTH OF	OPP. STRENGTH	TEAM	ADJ.	CONF.	ADJ CONF.
Average RPI Loss:	148	RECORD	PCT. RANK	GAMES	SCHEDULE	OF SCHEDULE	RPI	RPI	RPI	RPI
DIV. I ONLY	9- 11	205	6-4	289	234	232	232	26	26	
DIV. I NON-CONF.	2- 7	288	0	281	39	280	280	28	28	
TOTALS	RPI 1-25	RPI 26-50	W-L RECORDS	RPI 51-100	RPI 101-150	RPI 150+				
9- 11	0- 0	0- 2	OVERALL	0- 2	0- 1	9- 6				
3- 4	0- 0	0- 0	HOME	0- 0	0- 1	3- 3				
6- 7	0- 0	0- 2	AWAY	0- 2	0- 0	6- 3				
0- 0	0- 0	0- 0	NEUTRAL	0- 0	0- 0	0- 0				
2- 7	0- 0	0- 2	NON-CONFERENCE	0- 2	0- 0	2- 3				
0- 2	0- 0	0- 0	HOME	0- 0	0- 0	0- 2				
2- 5	0- 0	0- 2	AWAY	0- 2	0- 0	2- 1				
0- 0	0- 0	0- 0	NEUTRAL	0- 0	0- 0	0- 0				
7- 4	0- 0	0- 0	CONFERENCE	0- 0	0- 1	7- 3				
3- 2	0- 0	0- 0	HOME	0- 0	0- 1	3- 1				
4- 2	0- 0	0- 0	AWAY	0- 0	0- 0	4- 2				
0- 0	0- 0	0- 0	NEUTRAL	0- 0	0- 0	0- 0				

RPI 1-25			RPI 26-50			RPI 51-100			RPI 101+ Team's RPI: 232		
RPI	S	Opponent	Score	RPI	S	Opponent	Score	RPI	S	Opponent	Score
				33	A	Ohio St.	57 70	69	A	Alabama	51 85
				40	A	West Virginia	37 74	92	A	Vanderbilt	46 80
LAST 10 Division I											
				304	A	Presbyterian	65 39	265	A	Longwood	62 61
				130	H	Campbell	32 43	237	H	UNC Asheville	50 63
				239	A	Gardner-Webb	84 73	160	A	Hampton	48 51
				338	A	USC Upstate	57 41	209	A	High Point	58 68
				258	H	Winthrop	54 53	340	H	Charleston So.	72 35
								350	A	South Carolina St.	60 45

Non-Div I Games:

Radford

■ Loss,
 ■ Non-Conf,
 ■ S Site,
 ■ Home
 ■ A Away
 N Neutral

Rhode Island

Through Games Of Feb. 1, 2020

Average RPI Win:	217	WON-LOST	WINNING	LAST 10	STRENGTH OF	OPP. STRENGTH	TEAM	ADJ.	CONF.	ADJ CONF.
Average RPI Loss:	140	RECORD	PCT. RANK	GAMES	SCHEDULE	OF SCHEDULE	RPI	RPI	RPI	RPI
DIV. I ONLY	11- 9	146	4-6	204	221	177	177	12	12	
DIV. I NON-CONF.	7- 5	131	0-2	221	323	159	159	12	12	
TOTALS	RPI 1-25	RPI 26-50	W-L RECORDS	RPI 51-100	RPI 101-150	RPI 150+				
11- 9	0- 0	0- 0	OVERALL	0- 3	4- 3	7- 3				
8- 2	0- 0	0- 0	HOME	0- 1	4- 1	4- 0				
2- 6	0- 0	0- 0	AWAY	0- 2	0- 1	2- 3				
1- 1	0- 0	0- 0	NEUTRAL	0- 0	0- 1	1- 0				
7- 5	0- 0	0- 0	NON-CONFERENCE	0- 1	2- 2	5- 2				
5- 0	0- 0	0- 0	HOME	0- 0	2- 0	3- 0				
1- 4	0- 0	0- 0	AWAY	0- 1	0- 1	1- 2				
1- 1	0- 0	0- 0	NEUTRAL	0- 0	0- 1	1- 0				
4- 4	0- 0	0- 0	CONFERENCE	0- 2	2- 1	2- 1				
3- 2	0- 0	0- 0	HOME	0- 1	2- 1	1- 0				
1- 2	0- 0	0- 0	AWAY	0- 1	0- 0	1- 1				
0- 0	0- 0	0- 0	NEUTRAL	0- 0	0- 0	0- 0				

RPI 1-25				RPI 26-50				RPI 51-100				RPI 101+ Team's RPI: 177					
RPI	S	Opponent	Score	RPI	S	Opponent	Score	RPI	S	Opponent	Score	RPI	S	Opponent	Score		
								64	A	Boston College	55	66	101	H	VCU	54	75
								90	A	Davidson	67	79	123	H	Holy Cross	73	58
								90	H	Davidson	70	77	124	H	Richmond	76	70
													125	A	Harvard	58	61
													134	N	Providence	51	58
													143	H	Massachusetts	69	66
													150	H	Robert Morris	71	59
													165	A	Quinnipiac	63	75
													199	A	North Dakota	61	67
													205	A	Saint Joseph's	49	47
													207	H	Fairfield	74	41
													225	N	Brown	89	44
													235	H	George Mason	47	42
													289	A	St. Bonaventure	59	64
													295	H	Vermont	77	74
													335	H	LIU Brooklyn	79	56
													346	A	Hartford	68	56
LAST 10 Division I																	
				235	H	George Mason	47	42	90	A	Davidson	67	79				
				90	H	Davidson	70	77	124	H	Richmond	76	70				
				289	A	St. Bonaventure	59	64	101	H	VCU	54	75				
				143	H	Massachusetts	69	66	125	A	Harvard	58	61				
				205	A	Saint Joseph's	49	47	165	A	Quinnipiac	63	75				

Non-Div I Games:

Rhode Island

■ Loss,
■ Non-Conf,
■ S Site,
■ H Home
■ A Away
N Neutral

Average RPI Win:	230	WON-LOST	WINNING	LAST 10	STRENGTH OF	OPP. STRENGTH	TEAM	ADJ.	CONF.	ADJ CONF.
Average RPI Loss:	80	RECORD	PCT. RANK	GAMES	SCHEDULE	OF SCHEDULE	RPI	RPI	RPI	RPI
DIV. I ONLY	14- 6	58	9-1	218	120	98	98	13	13	
DIV. I NON-CONF.	5- 6	187	0-1	169	83	191	191	14	14	
TOTALS	RPI 1-25	RPI 26-50	W-L RECORDS	RPI 51-100	RPI 101-150	RPI 150+				
14- 6	0- 1	1- 2	OVERALL	0- 2	0- 0	13- 1				
8- 1	0- 1	1- 0	HOME	0- 0	0- 0	7- 0				
6- 3	0- 0	0- 1	AWAY	0- 1	0- 0	6- 1				
0- 2	0- 0	0- 1	NEUTRAL	0- 1	0- 0	0- 0				
5- 6	0- 1	0- 2	NON-CONFERENCE	0- 2	0- 0	5- 1				
4- 1	0- 1	0- 0	HOME	0- 0	0- 0	4- 0				
1- 3	0- 0	0- 1	AWAY	0- 1	0- 0	1- 1				
0- 2	0- 0	0- 1	NEUTRAL	0- 1	0- 0	0- 0				
9- 0	0- 0	1- 0	CONFERENCE	0- 0	0- 0	8- 0				
4- 0	0- 0	1- 0	HOME	0- 0	0- 0	3- 0				
5- 0	0- 0	0- 0	AWAY	0- 0	0- 0	5- 0				
0- 0	0- 0	0- 0	NEUTRAL	0- 0	0- 0	0- 0				

RPI 1-25				RPI 26-50				RPI 51-100				Team's RPI: 98	RPI 101+			
RPI	S	Opponent	Score	RPI	S	Opponent	Score	RPI	S	Opponent	Score		RPI	S	Opponent	Score
16	H	Texas A&M	61 62	32	H	Western Ky.	73 65	63	N	Georgia Tech	52 54		158	H	Northern Ariz.	71 57
				35	N	Virginia Tech	45 54	99	A	Texas Southern	56 63		176	H	Little Rock	66 40
				48	A	Oklahoma St.	38 69						178	A	Fla. Atlantic	78 69
													194	H	Southern Miss.	75 64
													216	A	SMU	43 55
													231	A	UTEP	69 61
													234	H	Louisiana Tech	60 47
													256	A	North Texas	67 52
													257	H	Marshall	81 43
													283	A	FIU	68 47
													288	H	Nicholls St.	71 47
													296	H	Prairie View	77 55
													299	A	UTSA	74 62
													332	A	McNeese	81 50
LAST 10 Division I																
				256	A	North Texas	67 52					283	A	FIU	68 47	
				299	A	UTSA	74 62					178	A	Fla. Atlantic	78 69	
				231	A	UTEP	69 61					32	H	Western Ky.	73 65	
				194	H	Southern Miss.	75 64					257	H	Marshall	81 43	
				234	H	Louisiana Tech	60 47					63	N	Georgia Tech	52 54	

Non-Div I Games:

Rice

■ Loss,
 ■ Non-Conf, S Site,
 ■ Home
 ■ Away
 N Neutral

Average RPI Win: 181	WON-LOST	WINNING	LAST 10	STRENGTH OF	OPP. STRENGTH	TEAM	ADJ.	CONF.	ADJ CONF.
Average RPI Loss: 125	RECORD	PCT. RANK	GAMES	SCHEDULE	OF SCHEDULE	RPI	RPI	RPI	RPI
DIV. I ONLY	9- 12	220	3-7	40	219	124	124	12	12
DIV. I NON-CONF.	7- 7	164	1-2	42	288	91	91	12	12
TOTALS	RPI 1-25	RPI 26-50	W-L RECORDS	RPI 51-100	RPI 101-150	RPI 150+			
9- 12	0- 0	0- 1	OVERALL	1- 4	2- 2	6- 5			
5- 2	0- 0	0- 0	HOME	1- 1	1- 0	3- 1			
4- 7	0- 0	0- 1	AWAY	0- 2	1- 2	3- 2			
0- 3	0- 0	0- 0	NEUTRAL	0- 1	0- 0	0- 2			
7- 7	0- 0	0- 1	NON-CONFERENCE	0- 3	2- 0	5- 3			
3- 1	0- 0	0- 0	HOME	0- 0	1- 0	2- 1			
4- 3	0- 0	0- 1	AWAY	0- 2	1- 0	3- 0			
0- 3	0- 0	0- 0	NEUTRAL	0- 1	0- 0	0- 2			
2- 5	0- 0	0- 0	CONFERENCE	1- 1	0- 2	1- 2			
2- 1	0- 0	0- 0	HOME	1- 1	0- 0	1- 0			
0- 4	0- 0	0- 0	AWAY	0- 0	0- 2	0- 2			
0- 0	0- 0	0- 0	NEUTRAL	0- 0	0- 0	0- 0			

RPI S	Opponent	Score	RPI S	Opponent	Score	RPI S	Opponent	Score	RPI S	Opponent	Score	Team's RPI: 124
			31 A	Old Dominion	51 73	52 N	Bradley	57 61	101 A	VCU	50 53	
						67 A	Charlotte	59 78	127 A	Coastal Caro.	79 67	
						72 A	Drexel	52 58	143 A	Massachusetts	50 64	
						85 H	Dayton	51 65	147 H	William & Mary	76 73	
						90 H	Davidson	69 57	153 A	UNC Greensboro	70 62	
									160 N	Hampton	65 69	
									177 A	Rhode Island	70 76	
									178 H	Fla. Atlantic	57 55	
									179 H	Norfolk St.	77 69	
									187 H	Furman	69 70	
									204 H	La Salle	63 61	
									205 A	Saint Joseph's	56 67	
									224 N	Mt. St. Mary's	67 75	
									229 A	Georgetown	51 49	
									323 A	UMES	64 52	
LAST 10 Division I												
			143 A	Massachusetts	50 64	177 A	Rhode Island	70 76				
			90 H	Davidson	69 57	205 A	Saint Joseph's	56 67				
			204 H	La Salle	63 61	179 H	Norfolk St.	77 69				
			101 A	VCU	50 53	160 N	Hampton	65 69				
			85 H	Dayton	51 65	224 N	Mt. St. Mary's	67 75				

Non-Div I Games:

Richmond

Average RPI Win:	234	WON-LOST	WINNING	LAST 10	STRENGTH OF	OPP. STRENGTH	TEAM	ADJ.	CONF.	ADJ CONF.
Average RPI Loss:	50	RECORD	PCT. RANK	GAMES	SCHEDULE	OF SCHEDULE	RPI	RPI	RPI	RPI
DIV. I ONLY	17- 2	14	10-0	330	128	87	87	24	24	
DIV. I NON-CONF.	7- 2	54	0	326	25	115	115	25	25	
TOTALS	RPI 1-25	RPI 26-50	W-L RECORDS	RPI 51-100	RPI 101-150	RPI 150+				
17- 2	0- 1	0- 0	OVERALL	1- 1	0- 0	16- 0				
9- 0	0- 0	0- 0	HOME	0- 0	0- 0	9- 0				
7- 1	0- 1	0- 0	AWAY	1- 0	0- 0	6- 0				
1- 1	0- 0	0- 0	NEUTRAL	0- 1	0- 0	1- 0				
7- 2	0- 1	0- 0	NON-CONFERENCE	0- 1	0- 0	7- 0				
3- 0	0- 0	0- 0	HOME	0- 0	0- 0	3- 0				
3- 1	0- 1	0- 0	AWAY	0- 0	0- 0	3- 0				
1- 1	0- 0	0- 0	NEUTRAL	0- 1	0- 0	1- 0				
10- 0	0- 0	0- 0	CONFERENCE	1- 0	0- 0	9- 0				
6- 0	0- 0	0- 0	HOME	0- 0	0- 0	6- 0				
4- 0	0- 0	0- 0	AWAY	1- 0	0- 0	3- 0				
0- 0	0- 0	0- 0	NEUTRAL	0- 0	0- 0	0- 0				

RPI 1-25				RPI 26-50				RPI 51-100				Team's RPI: 87		RPI 101+			
RPI	S	Opponent	Score	RPI	S	Opponent	Score	RPI	S	Opponent	Score			RPI	S	Opponent	Score
19	A	Princeton	47 80					81	N	North Florida	70 80			165	H	Quinnipiac	75 59
								83	A	Marist	76 72			190	A	Penn St.	78 70
														204	H	La Salle	70 43
														207	H	Fairfield	60 52
														215	H	Manhattan	76 53
														229	A	Georgetown	65 64
														238	A	Iona	81 37
														240	H	Xavier	64 57
														246	A	Niagara	71 55
														246	H	Niagara	79 75
														261	A	Delaware St.	71 69
														266	N	Lipscomb	81 76
														269	H	Wagner	77 63
														280	H	Monmouth	48 25
														306	H	Siena	70 66
														341	A	Canisius	70 57
LAST 10 Division I																	
				280	H	Monmouth	48 25					306	H	Siena		70 66	
				215	H	Manhattan	76 53					83	A	Marist		76 72	
				207	H	Fairfield	60 52					165	H	Quinnipiac		75 59	
				246	A	Niagara	71 55					238	A	Iona		81 37	
				341	A	Canisius	70 57					246	H	Niagara		79 75	

Non-Div I Games:

Rider

Average RPI Win:	266	WON-LOST	WINNING	LAST 10	STRENGTH OF	OPP. STRENGTH	TEAM	ADJ.	CONF.	ADJ CONF.
Average RPI Loss:	125	RECORD	PCT. RANK	GAMES	SCHEDULE	OF SCHEDULE	RPI	RPI	RPI	RPI
DIV. I ONLY	13- 6	67	9-1	284	244	150	150	30	30	
DIV. I NON-CONF.	4- 6	212	0-1	143	147	179	179	30	30	
TOTALS	RPI 1-25	RPI 26-50	W-L RECORDS	RPI 51-100	RPI 101-150	RPI 150+				
13- 6	0- 1	0- 1	OVERALL	0- 0	0- 1	13- 3				
7- 2	0- 0	0- 0	HOME	0- 0	0- 0	7- 2				
6- 4	0- 1	0- 1	AWAY	0- 0	0- 1	6- 1				
0- 0	0- 0	0- 0	NEUTRAL	0- 0	0- 0	0- 0				
4- 6	0- 1	0- 1	NON-CONFERENCE	0- 0	0- 1	4- 3				
2- 2	0- 0	0- 0	HOME	0- 0	0- 0	2- 2				
2- 4	0- 1	0- 1	AWAY	0- 0	0- 1	2- 1				
0- 0	0- 0	0- 0	NEUTRAL	0- 0	0- 0	0- 0				
9- 0	0- 0	0- 0	CONFERENCE	0- 0	0- 0	9- 0				
5- 0	0- 0	0- 0	HOME	0- 0	0- 0	5- 0				
4- 0	0- 0	0- 0	AWAY	0- 0	0- 0	4- 0				
0- 0	0- 0	0- 0	NEUTRAL	0- 0	0- 0	0- 0				

RPI 1-25				RPI 26-50				RPI 51-100				RPI 101+ Team's RPI: 150			
RPI	S	Opponent	Score	RPI	S	Opponent	Score	RPI	S	Opponent	Score	RPI	S	Opponent	Score
22	A	TCU	61 66	43	A	James Madison	32 59					115	A	Kent St.	81 82
												169	H	Columbia	59 61
												177	A	Rhode Island	59 71
												179	A	Norfolk St.	69 62
												204	A	La Salle	71 68
												206	A	Merrimack	68 62
												206	H	Merrimack	72 50
												222	H	Delaware	62 73
												230	H	Youngstown St.	58 43
												240	H	Xavier	71 57
												269	H	Wagner	51 47
												282	H	Sacred Heart	73 43
												308	A	St. Francis Brooklyn	70 59
												308	H	St. Francis Brooklyn	69 44
												335	A	LIU Brooklyn	70 59
												345	A	Central Conn. St.	86 56
												345	H	Central Conn. St.	80 42
LAST 10 Division I															
345	H	Central Conn. St.	80 42	308	H	St. Francis Brooklyn	69 44								
308	A	St. Francis Brooklyn	70 59	269	H	Wagner	51 47								
335	A	LIU Brooklyn	70 59	206	A	Merrimack	68 62								
282	H	Sacred Heart	73 43	345	A	Central Conn. St.	86 56								
206	H	Merrimack	72 50	43	A	James Madison	32 59								

Non-Div I Games: Pitt.-Johnstown 63 30

Robert Morris

■ Loss,
 ■ Non-Conf,
 ■ S Site,
 ■ Home
 ■ A Away
 N Neutral

Average RPI Win:	158	WON-LOST	WINNING	LAST 10	STRENGTH OF	OPP. STRENGTH	TEAM	ADJ.	CONF.	ADJ CONF.
Average RPI Loss:	47	RECORD	PCT. RANK	GAMES	SCHEDULE	OF SCHEDULE	RPI	RPI	RPI	RPI
DIV. I ONLY	16- 4	34	7-3	113	36	39	39	2	2	
DIV. I NON-CONF.	10- 1	19	1-0	222	60	43	43	2	2	
TOTALS	RPI 1-25	RPI 26-50	W-L RECORDS	RPI 51-100	RPI 101-150	RPI 150+				
16- 4	0- 2	2- 1	OVERALL	3- 0	4- 1	7- 0				
9- 2	0- 1	1- 0	HOME	1- 0	2- 1	5- 0				
5- 2	0- 1	1- 1	AWAY	0- 0	2- 0	2- 0				
2- 0	0- 0	0- 0	NEUTRAL	2- 0	0- 0	0- 0				
10- 1	0- 1	1- 0	NON-CONFERENCE	2- 0	1- 0	6- 0				
7- 0	0- 0	1- 0	HOME	0- 0	1- 0	5- 0				
1- 1	0- 1	0- 0	AWAY	0- 0	0- 0	1- 0				
2- 0	0- 0	0- 0	NEUTRAL	2- 0	0- 0	0- 0				
6- 3	0- 1	1- 1	CONFERENCE	1- 0	3- 1	1- 0				
2- 2	0- 1	0- 0	HOME	1- 0	1- 1	0- 0				
4- 1	0- 0	1- 1	AWAY	0- 0	2- 0	1- 0				
0- 0	0- 0	0- 0	NEUTRAL	0- 0	0- 0	0- 0				

RPI 1-25				RPI 26-50				Team's RPI: 39	RPI 51-100				RPI 101+			
RPI	S	Opponent	Score	RPI	S	Opponent	Score		RPI	S	Opponent	Score	RPI	S	Opponent	Score
13	H	Indiana	56 66	26	A	Purdue	59 53		57	H	Nebraska	69 65	104	H	Michigan St.	55 66
24	A	LSU	58 64	42	H	Virginia	73 63		63	N	Georgia Tech	46 43	118	A	Wisconsin	64 61
				46	A	Michigan	57 71		92	N	Vanderbilt	62 56	125	H	Harvard	74 46
LAST 10 Division I																
149	H	Illinois	72 41	149	A	Illinois	75 51									
46	A	Michigan	57 71	26	A	Purdue	59 53									
104	H	Michigan St.	55 66	13	H	Indiana	56 66									
190	A	Penn St.	62 57	118	A	Wisconsin	64 61									
57	H	Nebraska	69 65	257	H	Marshall	66 41									

Non-Div I Games:

Rutgers

■ Loss,
 ■ Non-Conf, S Site,
 ■ Home
 ■ Away
 N Neutral

Average RPI Win:	253	WON-LOST	WINNING	LAST 10	STRENGTH OF	OPP. STRENGTH	TEAM	ADJ.	CONF.	ADJ CONF.
Average RPI Loss:	102	RECORD	PCT. RANK	GAMES	SCHEDULE	OF SCHEDULE	RPI	RPI	RPI	RPI
DIV. I ONLY	13- 4	40	8-2	291	254	117	117	23	23	
DIV. I NON-CONF.	4- 2	90	0	289	139	144	144	20	20	
TOTALS	RPI 1-25	RPI 26-50	W-L RECORDS	RPI 51-100	RPI 101-150	RPI 150+				
13- 4	0- 0	0- 1	OVERALL	0- 1	2- 1	11- 1				
7- 1	0- 0	0- 0	HOME	0- 1	1- 0	6- 0				
5- 3	0- 0	0- 1	AWAY	0- 0	1- 1	4- 1				
1- 0	0- 0	0- 0	NEUTRAL	0- 0	0- 0	1- 0				
4- 2	0- 0	0- 1	NON-CONFERENCE	0- 1	0- 0	4- 0				
1- 1	0- 0	0- 0	HOME	0- 1	0- 0	1- 0				
2- 1	0- 0	0- 1	AWAY	0- 0	0- 0	2- 0				
1- 0	0- 0	0- 0	NEUTRAL	0- 0	0- 0	1- 0				
9- 2	0- 0	0- 0	CONFERENCE	0- 0	2- 1	7- 1				
6- 0	0- 0	0- 0	HOME	0- 0	1- 0	5- 0				
3- 2	0- 0	0- 0	AWAY	0- 0	1- 1	2- 1				
0- 0	0- 0	0- 0	NEUTRAL	0- 0	0- 0	0- 0				

RPI	S	Opponent	Score	RPI	S	Opponent	Score	RPI	S	Opponent	Score	RPI	S	Opponent	Score	Team's RPI: 117
45	A	Oklahoma	62	75	61	H	UCF	57	63	120	H	Abilene Christian	69	59		
										121	A	A&M-Corpus Christi	66	44		
										144	A	Sam Houston St.	55	63		
										159	A	New Orleans	50	53		
										211	H	Central Ark.	102	41		
										213	A	Lamar University	54	53		
										223	H	Southeastern La.	77	51		
										244	A	Tulsa	67	63		
										264	N	UC Santa Barbara	67	56		
										287	A	Nevada	80	65		
										303	H	Incarinate Word	67	45		
										311	A	Houston Baptist	59	42		
										321	H	Alcorn	67	62		
										332	H	McNeese	82	51		
										342	H	Northwestern St.	89	40		
LAST 10 Division I																
144	A	Sam Houston St.	55	63	211	H	Central Ark.	102	41							
120	H	Abilene Christian	69	59	121	A	A&M-Corpus Christi	66	44							
213	A	Lamar University	54	53	159	A	New Orleans	50	53							
342	H	Northwestern St.	89	40	223	H	Southeastern La.	77	51							
303	H	Incarinate Word	67	45	332	H	McNeese	82	51							

Non-Div I Games: LSU-Shreveport 75 32 Our Lady of the Lake 75 Cent. Christian (KS) 46

SFA

Loss, Non-Conf, S Site, H Home A Away N Neutral

Average RPI Win:	328	WON-LOST	WINNING	LAST 10	STRENGTH OF	OPP. STRENGTH	TEAM	ADJ.	CONF.	ADJ CONF.
Average RPI Loss:	162	RECORD	PCT. RANK	GAMES	SCHEDULE	OF SCHEDULE	RPI	RPI	RPI	RPI
DIV. I ONLY	3- 17	326	1-9	265	193	326	326	20	20	
DIV. I NON-CONF.	2- 8	295	0	265	121	323	323	23	23	
TOTALS	RPI 1-25	RPI 26-50	W-L RECORDS	RPI 51-100	RPI 101-150	RPI 150+				
3- 17	0- 0	0- 0	OVERALL	0- 6	0- 3	3- 8				
2- 7	0- 0	0- 0	HOME	0- 3	0- 2	2- 2				
1- 9	0- 0	0- 0	AWAY	0- 3	0- 1	1- 5				
0- 1	0- 0	0- 0	NEUTRAL	0- 0	0- 0	0- 1				
2- 8	0- 0	0- 0	NON-CONFERENCE	0- 4	0- 2	2- 2				
2- 3	0- 0	0- 0	HOME	0- 2	0- 1	2- 0				
0- 4	0- 0	0- 0	AWAY	0- 2	0- 1	0- 1				
0- 1	0- 0	0- 0	NEUTRAL	0- 0	0- 0	0- 1				
1- 9	0- 0	0- 0	CONFERENCE	0- 2	0- 1	1- 6				
0- 4	0- 0	0- 0	HOME	0- 1	0- 1	0- 2				
1- 5	0- 0	0- 0	AWAY	0- 1	0- 0	1- 4				
0- 0	0- 0	0- 0	NEUTRAL	0- 0	0- 0	0- 0				

RPI S	Opponent	Score	RPI S	Opponent	Score	RPI S	Opponent	Score	RPI S	Opponent	Score	Team's RPI: 326
						57	A Nebraska	49 63	114	H Loyola Chicago	50 63	
						65	A Belmont	48 69	138	H Southeast Mo. St.	56 66	
						73	H UT Martin	39 79	145	A Missouri	51 68	
						74	A Illinois St.	53 74	163	H Tennessee Tech	50 65	
						91	H Southern Ill.	67 103	166	N North Ala.	67 85	
						94	H Saint Louis	35 68	195	A Austin Peay	61 74	
									208	A Murray St.	60 74	
									253	A Morehead St.	69 75	
									279	A Eastern Ky.	46 49	
									305	H Jacksonville St.	44 53	
									320	H Purdue Fort Wayne	57 53	
									324	H Evansville	85 74	
									328	A Georgia St.	73 74	
									339	A Tennessee St.	76 63	
LAST 10 Division I												
208	A Murray St.	60 74	163	H Tennessee Tech	50 65							
195	A Austin Peay	61 74	279	A Eastern Ky.	46 49							
73	H UT Martin	39 79	253	A Morehead St.	69 75							
138	H Southeast Mo. St.	56 66	339	A Tennessee St.	76 63							
305	H Jacksonville St.	44 53	65	A Belmont	48 69							

Non-Div I Games: Quincy

65 70

SIUE

SMU				STRENGTH OF SCHEDULE	OPP. STRENGTH OF SCHEDULE	TEAM RPI	ADJ. RPI	CONF. RPI	ADJ CONF. RPI
Average RPI Win:	235	WON-LOST RECORD	WINNING PCT. RANK						
Average RPI Loss:	122		LAST 10 GAMES						
DIV. I ONLY	9- 11	205	4-6	144	145	216	216	9	9
DIV. I NON-CONF.	6- 6	164	1-1	173	305	239	239	9	9

TOTALS	RPI 1-25	RPI 26-50	W-L RECORDS	RPI 51-100	RPI 101-150	RPI 150+			
9- 11	0- 2	0- 0	OVERALL	1- 2	0- 3	8- 4			
7- 6	0- 2	0- 0	HOME	1- 0	0- 1	6- 3			
1- 5	0- 0	0- 0	AWAY	0- 2	0- 2	1- 1			
1- 0	0- 0	0- 0	NEUTRAL	0- 0	0- 0	1- 0			
6- 6	0- 1	0- 0	NON-CONFERENCE	1- 0	0- 2	5- 3			
5- 4	0- 1	0- 0	HOME	1- 0	0- 0	4- 3			
0- 2	0- 0	0- 0	AWAY	0- 0	0- 2	0- 0			
1- 0	0- 0	0- 0	NEUTRAL	0- 0	0- 0	1- 0			
3- 5	0- 1	0- 0	CONFERENCE	0- 2	0- 1	3- 1			
2- 2	0- 1	0- 0	HOME	0- 0	0- 1	2- 0			
1- 3	0- 0	0- 0	AWAY	0- 2	0- 0	1- 1			
0- 0	0- 0	0- 0	NEUTRAL	0- 0	0- 0	0- 0			

RPI 1-25				RPI 26-50				RPI 51-100				RPI 101+ Team's RPI: 216			
RPI	S	Opponent	Score	RPI	S	Opponent	Score	RPI	S	Opponent	Score	RPI	S	Opponent	Score
9	H	UConn	42 80					53	A	Temple	62 85	111	A	Pacific	49 77
22	H	TCU	56 57					61	A	UCF	57 67	113	A	UT Arlington	46 51
								98	H	Rice	55 43	140	H	Tulane	66 67
												167	H	Wichita St.	64 44
												181	A	Memphis	52 57
												197	H	Wright St.	61 69
												199	H	North Dakota	66 51
												221	H	Northern Colo.	52 61
												231	H	UTEP	60 56
												235	H	George Mason	58 59
												244	H	Tulsa	57 38
												271	A	East Carolina	55 47
												272	N	CSUN	68 58
												297	H	UC Irvine	59 56
												332	H	McNeese	81 60

LAST 10 Division I															
61	A	UCF	57 67	53	A	Temple	62 85								
167	H	Wichita St.	64 44	271	A	East Carolina	55 47	9	H	UConn	42 80				
244	H	Tulsa	57 38					235	H	George Mason	58 59				
181	A	Memphis	52 57					297	H	UC Irvine	59 56				
140	H	Tulane	66 67												

Non-Div I Games:

SMU

■ Loss,
 ■ Non-Conf,
 ■ S Site,
 ■ H Home
 ■ A Away
 N Neutral

Average RPI Win:	256	WON-LOST	WINNING	LAST 10	STRENGTH OF	OPP. STRENGTH	TEAM	ADJ.	CONF.	ADJ CONF.
Average RPI Loss:	194	RECORD	PCT. RANK	GAMES	SCHEDULE	OF SCHEDULE	RPI	RPI	RPI	RPI
DIV. I ONLY	4- 13	306	4-6	309	229	309	309	18	18	
DIV. I NON-CONF.	0- 7	338	0	306	255	346	346	17	17	
TOTALS	RPI 1-25	RPI 26-50	W-L RECORDS	RPI 51-100	RPI 101-150	RPI 150+				
4- 13	0- 0	0- 1	OVERALL	0- 1	0- 1	4- 10				
1- 5	0- 0	0- 1	HOME	0- 1	0- 0	1- 3				
3- 8	0- 0	0- 0	AWAY	0- 0	0- 1	3- 7				
0- 0	0- 0	0- 0	NEUTRAL	0- 0	0- 0	0- 0				
0- 7	0- 0	0- 1	NON-CONFERENCE	0- 0	0- 1	0- 5				
0- 1	0- 0	0- 1	HOME	0- 0	0- 0	0- 0				
0- 6	0- 0	0- 0	AWAY	0- 0	0- 1	0- 5				
0- 0	0- 0	0- 0	NEUTRAL	0- 0	0- 0	0- 0				
4- 6	0- 0	0- 0	CONFERENCE	0- 1	0- 0	4- 5				
1- 4	0- 0	0- 0	HOME	0- 1	0- 0	1- 3				
3- 2	0- 0	0- 0	AWAY	0- 0	0- 0	3- 2				
0- 0	0- 0	0- 0	NEUTRAL	0- 0	0- 0	0- 0				

RPI 1-25				RPI 26-50				RPI 51-100				RPI 101+ Team's RPI: 309			
RPI	S	Opponent	Score	RPI	S	Opponent	Score	RPI	S	Opponent	Score	RPI	S	Opponent	Score
				33	H	Ohio St.	74 104	96	H	Montana St.	48 85	135	A	San Jose St.	67 73
												158	A	Northern Ariz.	107 114
												158	H	Northern Ariz.	65 85
												171	A	UC Davis	75 77
												184	A	Portland St.	73 70
												189	H	Montana	60 64
												217	H	Southern Utah	87 82
												220	A	San Francisco	82 87
												221	H	Northern Colo.	63 73
												228	A	Idaho St.	62 80
												287	A	Nevada	72 83
												307	A	Eastern Wash.	74 67
												313	A	Seattle U	84 88
												315	A	Cal Poly	43 62
												316	A	Weber St.	91 67
LAST 10 Division I															
				307	A	Eastern Wash.	74 67	316	A	Weber St.	91 67				
				158	H	Northern Ariz.	65 85	158	A	Northern Ariz.	107 114				
				184	A	Portland St.	73 70	228	A	Idaho St.	62 80				
				217	H	Southern Utah	87 82	189	H	Montana	60 64				
				221	H	Northern Colo.	63 73	96	H	Montana St.	48 85				

Non-Div I Games: Cal Maritime 86 55 Pacific Union 94 35

Sacramento St.

Average RPI Win: 300		WON-LOST	WINNING	LAST 10	STRENGTH OF	OPP. STRENGTH	TEAM	ADJ.	CONF.	ADJ CONF.
Average RPI Loss: 153		RECORD	PCT. RANK	GAMES	SCHEDULE	OF SCHEDULE	RPI	RPI	RPI	RPI
DIV. I ONLY		9- 12	220	7-3	272	276	248	248	30	30
DIV. I NON-CONF.		2- 9	304	0	69	143	220	220	30	30
TOTALS	RPI 1-25	RPI 26-50		W-L RECORDS		RPI 51-100	RPI 101-150	RPI 150+		
9- 12	0- 0	0- 3		OVERALL		0- 2	0- 2	9- 5		
4- 4	0- 0	0- 0		HOME		0- 1	0- 1	4- 2		
4- 7	0- 0	0- 2		AWAY		0- 1	0- 1	4- 3		
1- 1	0- 0	0- 1		NEUTRAL		0- 0	0- 0	1- 0		
2- 9	0- 0	0- 3		NON-CONFERENCE		0- 2	0- 2	2- 2		
0- 3	0- 0	0- 0		HOME		0- 1	0- 1	0- 1		
1- 5	0- 0	0- 2		AWAY		0- 1	0- 1	1- 1		
1- 1	0- 0	0- 1		NEUTRAL		0- 0	0- 0	1- 0		
7- 3	0- 0	0- 0		CONFERENCE		0- 0	0- 0	7- 3		
4- 1	0- 0	0- 0		HOME		0- 0	0- 0	4- 1		
3- 2	0- 0	0- 0		AWAY		0- 0	0- 0	3- 2		
0- 0	0- 0	0- 0		NEUTRAL		0- 0	0- 0	0- 0		

RPI 1-25				RPI 26-50				RPI 51-100				RPI 101+ Team's RPI: 248			
RPI	S	Opponent	Score	RPI	S	Opponent	Score	RPI	S	Opponent	Score	RPI	S	Opponent	Score
				29	N	FGCU	64 97	76	H	Bucknell	46 70	109	H	Liberty	52 71
				35	A	Virginia Tech	41 105	77	A	South Fla.	23 62	110	A	Duquesne	69 72
				40	A	West Virginia	45 74					206	H	Merrimack	56 71
												230	H	Youngstown St.	46 56
												251	N	Stetson	78 73
												253	A	Morehead St.	54 65
												269	H	Wagner	51 50
												282	H	Sacred Heart	60 58
												295	A	Vermont	73 69
												308	A	St. Francis Brooklyn	67 59
												308	H	St. Francis Brooklyn	82 72
												319	A	Bryant	63 60
												319	H	Bryant	64 58
												331	A	Fairleigh Dickinson	47 56
												335	A	LIU Brooklyn	53 71
												345	A	Central Conn. St.	64 52
LAST 10 Division I															
				319	H	Bryant	64 58	269	H	Wagner	51 50				
				335	A	LIU Brooklyn	53 71	308	H	St. Francis Brooklyn	82 72				
				308	A	St. Francis Brooklyn	67 59	331	A	Fairleigh Dickinson	47 56				
				206	H	Merrimack	56 71	345	A	Central Conn. St.	64 52				
				282	H	Sacred Heart	60 58	319	A	Bryant	63 60				

Non-Div I Games:

Saint Francis (PA)

■ Loss, ■ Non-Conf, S Site, H Home A Away N Neutral

Saint Joseph's

Through Games Of Feb. 1, 2020

Average RPI Win:	189	WON-LOST	WINNING	LAST 10	STRENGTH OF	OPP. STRENGTH	TEAM	ADJ.	CONF.	ADJ CONF.
Average RPI Loss:	126	RECORD	PCT. RANK	GAMES	SCHEDULE	OF SCHEDULE	RPI	RPI	RPI	RPI
DIV. I ONLY	8- 12	234	3-7	122	129	205	205	12	12	
DIV. I NON-CONF.	6- 6	164	1-1	100	159	157	157	12	12	
TOTALS	RPI 1-25	RPI 26-50	W-L RECORDS	RPI 51-100	RPI 101-150	RPI 150+				
8- 12	0- 0	0- 0	OVERALL	1- 3	2- 6	5- 3				
5- 5	0- 0	0- 0	HOME	1- 1	1- 3	3- 1				
2- 5	0- 0	0- 0	AWAY	0- 1	0- 3	2- 1				
1- 2	0- 0	0- 0	NEUTRAL	0- 1	1- 0	0- 1				
6- 6	0- 0	0- 0	NON-CONFERENCE	1- 3	1- 2	4- 1				
4- 2	0- 0	0- 0	HOME	1- 1	0- 1	3- 0				
1- 2	0- 0	0- 0	AWAY	0- 1	0- 1	1- 0				
1- 2	0- 0	0- 0	NEUTRAL	0- 1	1- 0	0- 1				
2- 6	0- 0	0- 0	CONFERENCE	0- 0	1- 4	1- 2				
1- 3	0- 0	0- 0	HOME	0- 0	1- 2	0- 1				
1- 3	0- 0	0- 0	AWAY	0- 0	0- 2	1- 1				
0- 0	0- 0	0- 0	NEUTRAL	0- 0	0- 0	0- 0				

RPI S	Opponent	Score	RPI S	Opponent	Score	RPI S	Opponent	Score	RPI S	Opponent	Score	Team's RPI: 205
						53 H	Temple	67 63	101 A	VCU	40 47	
						72 H	Drexel	52 62	103 H	Penn	45 55	
						79 A	Villanova	44 60	110 H	Duquesne	51 58	
						80 N	Seton Hall	39 55	124 H	Richmond	67 56	
									125 N	Harvard	63 39	
									129 A	Auburn	62 66	
									131 H	George Washington	50 56	
									143 A	Massachusetts	43 61	
									169 A	Columbia	71 57	
									177 H	Rhode Island	47 49	
									183 H	American	72 51	
									187 N	Furman	48 63	
									204 A	La Salle	59 67	
									282 H	Sacred Heart	71 44	
									289 A	St. Bonaventure	61 60	
									290 H	Navy	49 40	
LAST 10 Division I												
			131 H	George Washington	50 56		143 A	Massachusetts	43 61			
			204 A	La Salle	59 67		101 A	VCU	40 47			
			289 A	St. Bonaventure	61 60		124 H	Richmond	67 56			
			110 H	Duquesne	51 58		290 H	Navy	49 40			
			177 H	Rhode Island	47 49		187 N	Furman	48 63			

Non-Div I Games:

Saint Joseph's

■ Loss,
 ■ Non-Conf,
 ■ S Site,
 ■ H Home
 ■ A Away
 N Neutral

Saint Louis

Through Games Of Feb. 1, 2020

Average RPI Win:	171	WON-LOST	WINNING	LAST 10	STRENGTH OF	OPP. STRENGTH	TEAM	ADJ.	CONF.	ADJ CONF.
Average RPI Loss:	93	RECORD	PCT. RANK	GAMES	SCHEDULE	OF SCHEDULE	RPI	RPI	RPI	RPI
DIV. I ONLY	11- 9	146	4-6	67	113	94	94	12	12	
DIV. I NON-CONF.	8- 5	117	1-2	72	99	63	63	12	12	
TOTALS	RPI 1-25	RPI 26-50	W-L RECORDS	RPI 51-100	RPI 101-150	RPI 150+				
11- 9	0- 1	0- 0	OVERALL	4- 5	2- 3	5- 0				
6- 4	0- 1	0- 0	HOME	3- 2	2- 1	1- 0				
5- 5	0- 0	0- 0	AWAY	1- 3	0- 2	4- 0				
0- 0	0- 0	0- 0	NEUTRAL	0- 0	0- 0	0- 0				
8- 5	0- 1	0- 0	NON-CONFERENCE	4- 3	1- 1	3- 0				
4- 2	0- 1	0- 0	HOME	3- 1	1- 0	0- 0				
4- 3	0- 0	0- 0	AWAY	1- 2	0- 1	3- 0				
0- 0	0- 0	0- 0	NEUTRAL	0- 0	0- 0	0- 0				
3- 4	0- 0	0- 0	CONFERENCE	0- 2	1- 2	2- 0				
2- 2	0- 0	0- 0	HOME	0- 1	1- 1	1- 0				
1- 2	0- 0	0- 0	AWAY	0- 1	0- 1	1- 0				
0- 0	0- 0	0- 0	NEUTRAL	0- 0	0- 0	0- 0				

RPI 1-25				RPI 26-50				RPI 51-100 Team's RPI: 94				RPI 101+			
RPI	S	Opponent	Score	RPI	S	Opponent	Score	RPI	S	Opponent	Score	RPI	S	Opponent	Score
19	H	Princeton	50 66					73	H	UT Martin	56 50	101	H	VCU	52 65
								74	H	Illinois St.	61 56	110	H	Duquesne	53 50
								85	A	Dayton	47 48	112	A	Fordham	54 66
								86	H	Colgate	61 51	138	H	Southeast Mo. St.	76 61
								90	H	Davidson	58 65	145	A	Missouri	58 83
								91	A	Southern Ill.	53 61	204	A	La Salle	77 61
								92	A	Vanderbilt	50 62	210	A	Northern Ky.	67 42
								97	A	Cincinnati	60 50	277	A	Indiana St.	55 53
								100	H	Kansas	60 68	289	H	St. Bonaventure	72 51
												326	A	SIUE	68 35
LAST 10 Division I															
110	H	Duquesne	53 50	204	A	La Salle	77 61								
112	A	Fordham	54 66	90	H	Davidson	58 65								
85	A	Dayton	47 48	277	A	Indiana St.	55 53								
289	H	St. Bonaventure	72 51	100	H	Kansas	60 68								
101	H	VCU	52 65	19	H	Princeton	50 66								

Non-Div I Games:

Saint Louis

■ Loss,
 ■ Non-Conf,
 ■ S Site,
 ■ H Home
 ■ A Away
 N Neutral

Saint Mary's (CA)

Through Games Of Feb. 1, 2020

Average RPI Win: 222	WON-LOST	WINNING	LAST 10	STRENGTH OF	OPP. STRENGTH	TEAM	ADJ.	CONF.	ADJ CONF.
Average RPI Loss: 114	RECORD	PCT. RANK	GAMES	SCHEDULE	OF SCHEDULE	RPI	RPI	RPI	RPI
DIV. I ONLY	10- 12	203	4-6	131	116	174	174	11	11
DIV. I NON-CONF.	5- 6	187	0	101	153	175	175	11	11
TOTALS	RPI 1-25	RPI 26-50	W-L RECORDS	RPI 51-100	RPI 101-150	RPI 150+			
10- 12	0- 2	1- 1	OVERALL	0- 3	0- 2	9- 4			
6- 5	0- 1	1- 1	HOME	0- 1	0- 2	5- 0			
3- 7	0- 1	0- 0	AWAY	0- 2	0- 0	3- 4			
1- 0	0- 0	0- 0	NEUTRAL	0- 0	0- 0	1- 0			
5- 6	0- 1	1- 1	NON-CONFERENCE	0- 2	0- 0	4- 2			
4- 2	0- 1	1- 1	HOME	0- 0	0- 0	3- 0			
0- 4	0- 0	0- 0	AWAY	0- 2	0- 0	0- 2			
1- 0	0- 0	0- 0	NEUTRAL	0- 0	0- 0	1- 0			
5- 6	0- 1	0- 0	CONFERENCE	0- 1	0- 2	5- 2			
2- 3	0- 0	0- 0	HOME	0- 1	0- 2	2- 0			
3- 3	0- 1	0- 0	AWAY	0- 0	0- 0	3- 2			
0- 0	0- 0	0- 0	NEUTRAL	0- 0	0- 0	0- 0			

RPI 1-25				RPI 26-50				RPI 51-100				RPI 101+ Team's RPI: 174			
RPI	S	Opponent	Score	RPI	S	Opponent	Score	RPI	S	Opponent	Score	RPI	S	Opponent	Score
6	A	Gonzaga	49 74	32	H	Western Ky.	80 73	61	A	UCF	58 67	111	H	Pacific	66 68
18	H	NC State	70 87	37	H	Marquette	63 77	66	H	BYU	55 65	118	H	San Diego	54 72
								100	A	Kansas	81 86	156	A	Portland	65 78
												171	H	UC Davis	83 74
												185	A	Santa Clara	95 87
												192	A	Wyoming	67 69
												214	A	Pepperdine	64 73
												214	H	Pepperdine	85 78
												220	A	San Francisco	86 79
												263	A	LMU (CA)	70 61
												263	H	LMU (CA)	86 70
												264	H	UC Santa Barbara	64 43
												287	A	Nevada	72 78
												289	N	St. Bonaventure	72 57
												315	H	Cal Poly	84 67
LAST 10 Division I															
214	A	Pepperdine	64 73	156	A	Portland	65 78								
263	A	LMU (CA)	70 61	6	A	Gonzaga	49 74								
111	H	Pacific	66 68	263	H	LMU (CA)	86 70								
66	H	BYU	55 65	214	H	Pepperdine	85 78								
118	H	San Diego	54 72	185	A	Santa Clara	95 87								

Non-Div I Games:

Saint Mary's (CA)

■ Loss,
 ■ Non-Conf,
 ■ S Site,
 ■ H Home
 ■ A Away
 N Neutral

Saint Peter's

Through Games Of Feb. 1, 2020

Average RPI Win:	312	WON-LOST	WINNING	LAST 10	STRENGTH OF	OPP. STRENGTH	TEAM	ADJ.	CONF.	ADJ CONF.
Average RPI Loss:	232	RECORD	PCT. RANK	GAMES	SCHEDULE	OF SCHEDULE	RPI	RPI	RPI	RPI
DIV. I ONLY	5- 14	292	2-8	350	322	336	336	24	24	
DIV. I NON-CONF.	3- 6	235	0	347	345	333	333	25	25	
TOTALS	RPI 1-25	RPI 26-50	W-L RECORDS	RPI 51-100	RPI 101-150	RPI 150+				
5- 14	0- 0	0- 0	OVERALL	0- 1	0- 1	5- 12				
2- 5	0- 0	0- 0	HOME	0- 0	0- 1	2- 4				
3- 9	0- 0	0- 0	AWAY	0- 1	0- 0	3- 8				
0- 0	0- 0	0- 0	NEUTRAL	0- 0	0- 0	0- 0				
3- 6	0- 0	0- 0	NON-CONFERENCE	0- 0	0- 1	3- 5				
1- 2	0- 0	0- 0	HOME	0- 0	0- 1	1- 1				
2- 4	0- 0	0- 0	AWAY	0- 0	0- 0	2- 4				
0- 0	0- 0	0- 0	NEUTRAL	0- 0	0- 0	0- 0				
2- 8	0- 0	0- 0	CONFERENCE	0- 1	0- 0	2- 7				
1- 3	0- 0	0- 0	HOME	0- 0	0- 0	1- 3				
1- 5	0- 0	0- 0	AWAY	0- 1	0- 0	1- 4				
0- 0	0- 0	0- 0	NEUTRAL	0- 0	0- 0	0- 0				

RPI 1-25			RPI 26-50			RPI 51-100			RPI 101+			Team's RPI: 336
RPI	S	Opponent	Score	RPI	S	Opponent	Score	RPI	S	Opponent	Score	
						83 A Marist	76 96	141 H Lehigh			71 80	
								165 H Quinnipiac			64 91	
								207 A Fairfield			48 67	
								215 A Manhattan			64 68	
								215 H Manhattan			52 85	
								233 H Morgan St.			78 77	
								238 A Iona			59 69	
								246 A Niagara			89 97	
								261 A Delaware St.			66 89	
								262 A Howard			80 92	
								269 A Wagner			89 90	
								280 H Monmouth			67 81	
								306 H Siena			87 83	
								330 A NJIT			73 76	
								331 H Fairleigh Dickinson			71 77	
								335 A LIU Brooklyn			89 74	
								341 A Canisius			86 68	
								343 A Coppin St.			82 57	
LAST 10 Division I												
215 A		Manhattan	64 68	280 H		Monmouth	67 81					
165 H		Quinnipiac	64 91	207 A		Fairfield	48 67					
341 A		Canisius	86 68	215 H		Manhattan	52 85					
246 A		Niagara	89 97	306 H		Siena	87 83					
238 A		Iona	59 69	83 A		Marist	76 96					

Non-Div I Games:

Saint Peter's

■ Loss,
 ■ Non-Conf,
 ■ S Site,
 ■ H Home
 ■ A Away
 N Neutral

Average RPI Win:	241	WON-LOST	WINNING	LAST 10	STRENGTH OF	OPP. STRENGTH	TEAM	ADJ.	CONF.	ADJ CONF.
Average RPI Loss:	156	RECORD	PCT. RANK	GAMES	SCHEDULE	OF SCHEDULE	RPI	RPI	RPI	RPI
DIV. I ONLY	11- 6	93	8-2	287	240	144	144	23	23	
DIV. I NON-CONF.	2- 4	235	0	268	142	238	238	20	20	
TOTALS	RPI 1-25	RPI 26-50	W-L RECORDS	RPI 51-100	RPI 101-150	RPI 150+				
11- 6	0- 0	0- 1	OVERALL	0- 0	1- 3	10- 2				
5- 1	0- 0	0- 0	HOME	0- 0	1- 1	4- 0				
6- 5	0- 0	0- 1	AWAY	0- 0	0- 2	6- 2				
0- 0	0- 0	0- 0	NEUTRAL	0- 0	0- 0	0- 0				
2- 4	0- 0	0- 1	NON-CONFERENCE	0- 0	0- 1	2- 2				
1- 0	0- 0	0- 0	HOME	0- 0	0- 0	1- 0				
1- 4	0- 0	0- 1	AWAY	0- 0	0- 1	1- 2				
0- 0	0- 0	0- 0	NEUTRAL	0- 0	0- 0	0- 0				
9- 2	0- 0	0- 0	CONFERENCE	0- 0	1- 2	8- 0				
4- 1	0- 0	0- 0	HOME	0- 0	1- 1	3- 0				
5- 1	0- 0	0- 0	AWAY	0- 0	0- 1	5- 0				
0- 0	0- 0	0- 0	NEUTRAL	0- 0	0- 0	0- 0				

RPI 1-25			RPI 26-50			RPI 51-100			RPI 101+ Team's RPI: 144		
RPI	S	Opponent	Score	RPI	S	Opponent	Score	RPI	S	Opponent	Score
				45	A	Oklahoma	71 95				
								117	H	SFA	63 55
								120	H	Abilene Christian	73 81
								121	A	A&M-Corpus Christi	54 57
								132	A	Texas Tech	57 99
								154	H	Louisiana	77 73
								159	A	New Orleans	78 46
								211	A	Central Ark.	72 54
								213	H	Lamar University	68 47
								223	A	Southeastern La.	84 69
								252	A	Oral Roberts	41 64
								268	A	Ole Miss	69 75
								288	H	Nicholls St.	87 71
								299	A	UTSA	81 77
								311	A	Houston Baptist	97 69
								332	H	McNeese	92 59
								342	A	Northwestern St.	79 69
LAST 10 Division I											
117	H	SFA	63 55	211	A	Central Ark.	72 54				
121	A	A&M-Corpus Christi	54 57	223	A	Southeastern La.	84 69				
120	H	Abilene Christian	73 81	288	H	Nicholls St.	87 71				
311	A	Houston Baptist	97 69	332	H	McNeese	92 59				
213	H	Lamar University	68 47	159	A	New Orleans	78 46				

Non-Div I Games: Jarvis Christian 114 46 Howard Payne 91 49 Wiley 102 52

Sam Houston St.

Average RPI Win:	259	WON-LOST	WINNING	LAST 10	STRENGTH OF	OPP. STRENGTH	TEAM	ADJ.	CONF.	ADJ CONF.
Average RPI Loss:	104	RECORD	PCT. RANK	GAMES	SCHEDULE	OF SCHEDULE	RPI	RPI	RPI	RPI
DIV. I ONLY	10- 11	191	8-2	138	222	148	148	25	25	
DIV. I NON-CONF.	4- 10	259	2-1	55	224	152	152	22	22	
TOTALS	RPI 1-25	RPI 26-50	W-L RECORDS	RPI 51-100	RPI 101-150	RPI 150+				
10- 11	0- 2	0- 1	OVERALL	0- 2	0- 3	10- 3				
3- 3	0- 0	0- 1	HOME	0- 1	0- 0	3- 1				
6- 8	0- 2	0- 0	AWAY	0- 1	0- 3	6- 2				
1- 0	0- 0	0- 0	NEUTRAL	0- 0	0- 0	1- 0				
4- 10	0- 2	0- 1	NON-CONFERENCE	0- 2	0- 3	4- 2				
0- 3	0- 0	0- 1	HOME	0- 1	0- 0	0- 1				
3- 7	0- 2	0- 0	AWAY	0- 1	0- 3	3- 1				
1- 0	0- 0	0- 0	NEUTRAL	0- 0	0- 0	1- 0				
6- 1	0- 0	0- 0	CONFERENCE	0- 0	0- 0	6- 1				
3- 0	0- 0	0- 0	HOME	0- 0	0- 0	3- 0				
3- 1	0- 0	0- 0	AWAY	0- 0	0- 0	3- 1				
0- 0	0- 0	0- 0	NEUTRAL	0- 0	0- 0	0- 0				

RPI 1-25				RPI 26-50				RPI 51-100				RPI 101+ Team's RPI: 148			
RPI	S	Opponent	Score	RPI	S	Opponent	Score	RPI	S	Opponent	Score	RPI	S	Opponent	Score
21	A	Kentucky	49 79	32	H	Western Ky.	84 88	62	H	Troy	65 74	112	A	Fordham	37 68
23	A	Florida St.	59 88					73	A	UT Martin	75 80	116	A	UAB	69 76
												139	A	Florida	48 84
												153	A	UNC Greensboro	56 42
												163	H	Tennessee Tech	57 72
												166	A	North Ala.	79 63
												187	A	Furman	69 77
												208	A	Murray St.	84 56
												218	A	Kennesaw St.	55 60
												219	H	Chattanooga	60 46
												259	H	ETSU	68 34
												270	A	Wofford	74 58
												310	N	Hofstra	65 45
												329	H	Mercer	72 64
												334	A	Alabama St.	83 48
												337	A	Western Caro.	62 50
LAST 10 Division I															
153	A	UNC Greensboro	56 42	187	A	Furman	69 77								
337	A	Western Caro.	62 50	270	A	Wofford	74 58								
259	H	ETSU	68 34	310	N	Hofstra	65 45								
219	H	Chattanooga	60 46	112	A	Fordham	37 68								
329	H	Mercer	72 64	208	A	Murray St.	84 56								

Non-Div I Games: Montevallo 81 60

Samford

■ Loss,
 ■ Non-Conf,
 ■ S Site,
 ■ Home
 ■ A Away
 N Neutral

Average RPI Win:	212	WON-LOST	WINNING	LAST 10	STRENGTH OF	OPP. STRENGTH	TEAM	ADJ.	CONF.	ADJ CONF.
Average RPI Loss:	112	RECORD	PCT. RANK	GAMES	SCHEDULE	OF SCHEDULE	RPI	RPI	RPI	RPI
DIV. I ONLY	12- 9	128	7-3	107	147	118	118	11	11	
DIV. I NON-CONF.	5- 5	164	0	202	303	223	223	11	11	
TOTALS	RPI 1-25	RPI 26-50	W-L RECORDS	RPI 51-100	RPI 101-150	RPI 150+				
12- 9	0- 2	0- 0	OVERALL	0- 1	1- 4	11- 2				
6- 5	0- 1	0- 0	HOME	0- 0	0- 3	6- 1				
6- 4	0- 1	0- 0	AWAY	0- 1	1- 1	5- 1				
0- 0	0- 0	0- 0	NEUTRAL	0- 0	0- 0	0- 0				
5- 5	0- 0	0- 0	NON-CONFERENCE	0- 0	0- 4	5- 1				
3- 4	0- 0	0- 0	HOME	0- 0	0- 3	3- 1				
2- 1	0- 0	0- 0	AWAY	0- 0	0- 1	2- 0				
0- 0	0- 0	0- 0	NEUTRAL	0- 0	0- 0	0- 0				
7- 4	0- 2	0- 0	CONFERENCE	0- 1	1- 0	6- 1				
3- 1	0- 1	0- 0	HOME	0- 0	0- 0	3- 0				
4- 3	0- 1	0- 0	AWAY	0- 1	1- 0	3- 1				
0- 0	0- 0	0- 0	NEUTRAL	0- 0	0- 0	0- 0				

RPI 1-25				RPI 26-50				RPI 51-100				RPI 101+ Team's RPI: 118			
RPI	S	Opponent	Score	RPI	S	Opponent	Score	RPI	S	Opponent	Score	RPI	S	Opponent	Score
6	A	Gonzaga	46 57					66	A	BYU	36 52	106	H	Idaho	32 65
6	H	Gonzaga	42 57									108	H	Washington	47 65
												111	A	Pacific	66 64
												132	H	Texas Tech	60 64
												135	A	San Jose St.	82 88
												156	A	Portland	62 58
												156	H	Portland	74 55
												168	H	Towson	81 67
												174	A	Saint Mary's (CA)	72 54
												185	H	Santa Clara	50 47
												214	A	Pepperdine	57 73
												220	H	San Francisco	54 50
												236	H	Cal St. Fullerton	67 72
												243	A	San Diego St.	70 47
												263	A	LMU (CA)	67 59
												272	H	CSUN	59 40
												280	H	Monmouth	57 49
												314	A	Air Force	70 59
LAST 10 Division I															
156	A	Portland	62 58	174	A	Saint Mary's (CA)	72 54								
6	A	Gonzaga	46 57	66	A	BYU	36 52								
220	H	San Francisco	54 50	6	H	Gonzaga	42 57								
185	H	Santa Clara	50 47	156	H	Portland	74 55								
111	A	Pacific	66 64	263	A	LMU (CA)	67 59								

Non-Div I Games: Biola 81 28

San Diego

■ Loss,
 ■ Non-Conf,
 ■ S Site,
 ■ Home
 ■ A Away
 N Neutral

Average RPI Win:	244	WON-LOST	WINNING	LAST 10	STRENGTH OF	OPP. STRENGTH	TEAM	ADJ.	CONF.	ADJ CONF.
Average RPI Loss:	179	RECORD	PCT. RANK	GAMES	SCHEDULE	OF SCHEDULE	RPI	RPI	RPI	RPI
DIV. I ONLY	10- 13	219	5-5	202	273	243	243	17	17	
DIV. I NON-CONF.	4- 7	225	0	279	315	301	301	24	24	
TOTALS	RPI 1-25	RPI 26-50	W-L RECORDS	RPI 51-100	RPI 101-150	RPI 150+				
10- 13	0- 0	0- 0	OVERALL	0- 2	0- 4	10- 7				
7- 6	0- 0	0- 0	HOME	0- 1	0- 2	7- 3				
3- 7	0- 0	0- 0	AWAY	0- 1	0- 2	3- 4				
0- 0	0- 0	0- 0	NEUTRAL	0- 0	0- 0	0- 0				
4- 7	0- 0	0- 0	NON-CONFERENCE	0- 0	0- 2	4- 5				
2- 5	0- 0	0- 0	HOME	0- 0	0- 2	2- 3				
2- 2	0- 0	0- 0	AWAY	0- 0	0- 0	2- 2				
0- 0	0- 0	0- 0	NEUTRAL	0- 0	0- 0	0- 0				
6- 6	0- 0	0- 0	CONFERENCE	0- 2	0- 2	6- 2				
5- 1	0- 0	0- 0	HOME	0- 1	0- 0	5- 0				
1- 5	0- 0	0- 0	AWAY	0- 1	0- 2	1- 2				
0- 0	0- 0	0- 0	NEUTRAL	0- 0	0- 0	0- 0				

RPI 1-25				RPI 26-50				RPI 51-100				RPI 101+ Team's RPI: 243					
RPI	S	Opponent	Score	RPI	S	Opponent	Score	RPI	S	Opponent	Score	RPI	S	Opponent	Score		
								71	A	Fresno St.	54	79	102	A	Boise St.	72	86
								71	H	Fresno St.	60	65	118	H	San Diego	47	70
													135	A	San Jose St.	67	84
													137	H	California	48	74
													168	H	Towson	80	72
													182	H	UNLV	48	39
													192	A	Wyoming	67	81
													192	H	Wyoming	67	60
													193	A	Hawaii	58	61
													201	H	New Mexico	75	74
													202	H	Arkansas St.	62	71
													236	H	Cal St. Fullerton	55	45
													264	A	UC Santa Barbara	52	64
													267	H	Colorado St.	59	49
													272	H	CSUN	69	74
													284	H	Alabama A&M	53	61
													287	A	Nevada	69	70
													294	A	Utah St.	59	51
													294	H	Utah St.	66	62
													301	A	California Baptist	80	68
													303	A	Incarnate Word	57	48
LAST 10 Division I																	
294	A	Utah St.	59	51	71	H	Fresno St.	60	65								
201	H	New Mexico	75	74	102	A	Boise St.	72	86								
182	H	UNLV	48	39	192	H	Wyoming	67	60								
192	A	Wyoming	67	81	294	H	Utah St.	66	62								
287	A	Nevada	69	70	71	A	Fresno St.	54	79								

Non-Div I Games: Westcliff 77 56

San Diego St.

San Francisco

Through Games Of Feb. 1, 2020

Average RPI Win:	237	WON-LOST	WINNING	LAST 10	STRENGTH OF	OPP. STRENGTH	TEAM	ADJ.	CONF.	ADJ CONF.
Average RPI Loss:	121	RECORD	PCT. RANK	GAMES	SCHEDULE	OF SCHEDULE	RPI	RPI	RPI	RPI
DIV. I ONLY	8- 14	250	1-9	141	134	220	220	11	11	
DIV. I NON-CONF.	7- 5	131	0	130	220	128	128	11	11	
TOTALS	RPI 1-25	RPI 26-50	W-L RECORDS	RPI 51-100	RPI 101-150	RPI 150+				
8- 14	0- 3	0- 0	OVERALL	0- 1	1- 4	7- 6				
3- 7	0- 2	0- 0	HOME	0- 0	0- 2	3- 3				
2- 6	0- 0	0- 0	AWAY	0- 1	0- 2	2- 3				
3- 1	0- 1	0- 0	NEUTRAL	0- 0	1- 0	2- 0				
7- 5	0- 2	0- 0	NON-CONFERENCE	0- 0	1- 2	6- 1				
3- 2	0- 1	0- 0	HOME	0- 0	0- 1	3- 0				
1- 2	0- 0	0- 0	AWAY	0- 0	0- 1	1- 1				
3- 1	0- 1	0- 0	NEUTRAL	0- 0	1- 0	2- 0				
1- 9	0- 1	0- 0	CONFERENCE	0- 1	0- 2	1- 5				
0- 5	0- 1	0- 0	HOME	0- 0	0- 1	0- 3				
1- 4	0- 0	0- 0	AWAY	0- 1	0- 1	1- 2				
0- 0	0- 0	0- 0	NEUTRAL	0- 0	0- 0	0- 0				

RPI S	Opponent	Score	RPI S	Opponent	Score	RPI S	Opponent	Score	RPI S	Opponent	Score	Team's RPI: 220
4	H Stanford	71 97				66	A BYU	44 57	106	H Idaho	60 66	
6	H Gonzaga	46 69							108	A Washington	54 73	
14	N Mississippi St.	38 73							111	H Pacific	61 84	
									118	A San Diego	50 54	
									146	N Houston	80 57	
									156	H Portland	66 73	
									171	A UC Davis	67 79	
									174	H Saint Mary's (CA)	79 86	
									185	A Santa Clara	72 66	
									185	H Santa Clara	72 80	
									214	A Pepperdine	70 82	
									221	A Northern Colo.	90 83	
									226	N Bowling Green	64 56	
									236	H Cal St. Fullerton	71 63	
									263	A LMU (CA)	69 76	
									272	H CSUN	79 61	
									297	N UC Irvine	68 61	
									309	H Sacramento St.	87 82	
LAST 10 Division I												
185	A Santa Clara	72 66	214	A Pepperdine	70 82							
118	A San Diego	50 54	263	A LMU (CA)	69 76							
66	A BYU	44 57	185	H Santa Clara	72 80							
6	H Gonzaga	46 69	111	H Pacific	61 84							
156	H Portland	66 73	174	H Saint Mary's (CA)	79 86							

Non-Div I Games:

San Francisco

■ Loss,
■ Non-Conf,
■ S Site,
■ H Home
■ A Away
N Neutral

Average RPI Win: 227	WON-LOST	WINNING	LAST 10	STRENGTH OF	OPP. STRENGTH	TEAM	ADJ.	CONF.	ADJ CONF.
Average RPI Loss: 167	RECORD	PCT. RANK	GAMES	SCHEDULE	OF SCHEDULE	RPI	RPI	RPI	RPI
DIV. I ONLY	14- 7	73	7-3	269	195	135	135	17	17
DIV. I NON-CONF.	5- 5	164	0-1	308	188	244	244	24	24
TOTALS	RPI 1-25	RPI 26-50	W-L RECORDS	RPI 51-100	RPI 101-150	RPI 150+			
14- 7	0- 0	0- 0	OVERALL	1- 2	2- 0	11- 5			
8- 1	0- 0	0- 0	HOME	1- 1	2- 0	5- 0			
6- 4	0- 0	0- 0	AWAY	0- 0	0- 0	6- 4			
0- 2	0- 0	0- 0	NEUTRAL	0- 1	0- 0	0- 1			
5- 5	0- 0	0- 0	NON-CONFERENCE	1- 1	1- 0	3- 4			
4- 0	0- 0	0- 0	HOME	1- 0	1- 0	2- 0			
1- 3	0- 0	0- 0	AWAY	0- 0	0- 0	1- 3			
0- 2	0- 0	0- 0	NEUTRAL	0- 1	0- 0	0- 1			
9- 2	0- 0	0- 0	CONFERENCE	0- 1	1- 0	8- 1			
4- 1	0- 0	0- 0	HOME	0- 1	1- 0	3- 0			
5- 1	0- 0	0- 0	AWAY	0- 0	0- 0	5- 1			
0- 0	0- 0	0- 0	NEUTRAL	0- 0	0- 0	0- 0			

RPI S	Opponent	Score	RPI S	Opponent	Score	RPI S	Opponent	Score	RPI S	Opponent	Score	Team's RPI: 135
						66 N	BYU	56 75	102 H	Boise St.	74 61	
						71 H	Fresno St.	76 85	118 H	San Diego	88 82	
						93 H	Buffalo	95 88	158 N	Northern Ariz.	64 67	
									182 H	UNLV	62 60	
									185 A	Santa Clara	81 89	
									192 A	Wyoming	45 80	
									200 A	CSU Bakersfield	71 75	
									201 A	New Mexico	81 80	
									201 H	New Mexico	89 85	
									243 H	San Diego St.	84 67	
									264 A	UC Santa Barbara	73 70	
									267 A	Colorado St.	58 53	
									287 A	Nevada	72 70	
									294 A	Utah St.	76 61	
									297 A	UC Irvine	77 79	
									307 H	Eastern Wash.	84 66	
									309 H	Sacramento St.	73 67	
									314 A	Air Force	68 60	
LAST 10 Division I												
			192 A	Wyoming	45 80		267 A	Colorado St.	58 53			
			102 H	Boise St.	74 61		287 A	Nevada	72 70			
			314 A	Air Force	68 60		71 H	Fresno St.	76 85			
			201 H	New Mexico	89 85		201 A	New Mexico	81 80			
			182 H	UNLV	62 60		158 N	Northern Ariz.	64 67			

Non-Div I Games: La Verne 128 62

San Jose St.

Santa Clara

Through Games Of Feb. 1, 2020

Average RPI Win:	167	WON-LOST	WINNING	LAST 10	STRENGTH OF	OPP. STRENGTH	TEAM	ADJ.	CONF.	ADJ CONF.
Average RPI Loss:	144	RECORD	PCT. RANK	GAMES	SCHEDULE	OF SCHEDULE	RPI	RPI	RPI	RPI
DIV. I ONLY	7- 13	255	2-8	90	118	185	185	11	11	
DIV. I NON-CONF.	5- 5	164	0	61	175	95	95	11	11	
TOTALS	RPI 1-25	RPI 26-50	W-L RECORDS	RPI 51-100	RPI 101-150	RPI 150+				
7- 13	0- 2	0- 1	OVERALL	1- 1	2- 2	4- 7				
3- 5	0- 1	0- 0	HOME	1- 0	2- 0	0- 4				
3- 7	0- 1	0- 1	AWAY	0- 1	0- 2	3- 2				
1- 1	0- 0	0- 0	NEUTRAL	0- 0	0- 0	1- 1				
5- 5	0- 1	0- 1	NON-CONFERENCE	1- 0	1- 1	3- 2				
2- 1	0- 0	0- 0	HOME	1- 0	1- 0	0- 1				
2- 3	0- 1	0- 1	AWAY	0- 0	0- 1	2- 0				
1- 1	0- 0	0- 0	NEUTRAL	0- 0	0- 0	1- 1				
2- 8	0- 1	0- 0	CONFERENCE	0- 1	1- 1	1- 5				
1- 4	0- 1	0- 0	HOME	0- 0	1- 0	0- 3				
1- 4	0- 0	0- 0	AWAY	0- 1	0- 1	1- 2				
0- 0	0- 0	0- 0	NEUTRAL	0- 0	0- 0	0- 0				

RPI 1-25				RPI 26-50				RPI 51-100				RPI 101+ Team's RPI: 185			
RPI	S	Opponent	Score	RPI	S	Opponent	Score	RPI	S	Opponent	Score	RPI	S	Opponent	Score
6	H	Gonzaga	52 67	27	A	Arizona	52 65	66	A	BYU	48 71	111	H	Pacific	75 65
11	A	Missouri St.	64 71					71	H	Fresno St.	90 66	118	A	San Diego	47 50
												135	H	San Jose St.	89 81
												137	A	California	65 69
												156	H	Portland	77 80
												171	A	UC Davis	62 61
												174	H	Saint Mary's (CA)	87 95
												189	N	Montana	68 58
												214	A	Pepperdine	71 79
												220	A	San Francisco	80 72
												220	H	San Francisco	66 72
												222	N	Delaware	80 81
												260	H	Long Beach St.	46 54
												263	A	LMU (CA)	59 75
												272	A	CSUN	76 55
LAST 10 Division I															
220	H	San Francisco	66 72	263	A	LMU (CA)	59 75								
66	A	BYU	48 71	214	A	Pepperdine	71 79								
118	A	San Diego	47 50	220	A	San Francisco	80 72								
156	H	Portland	77 80	174	H	Saint Mary's (CA)	87 95								
6	H	Gonzaga	52 67	111	H	Pacific	75 65								

Non-Div I Games: UC Santa Cruz 109 51

Santa Clara

Loss, Non-Conf, S Site, H Home A Away N Neutral

Average RPI Win:	289	WON-LOST	WINNING	LAST 10	STRENGTH OF	OPP. STRENGTH	TEAM	ADJ.	CONF.	ADJ CONF.
Average RPI Loss:	223	RECORD	PCT. RANK	GAMES	SCHEDULE	OF SCHEDULE	RPI	RPI	RPI	RPI
DIV. I ONLY	6- 12	260	4-6	329	344	313	313	32	32	
DIV. I NON-CONF.	3- 7	252	1-1	271	310	305	305	32	32	
TOTALS	RPI 1-25	RPI 26-50	W-L RECORDS	RPI 51-100	RPI 101-150	RPI 150+				
6- 12	0- 0	0- 0	OVERALL	0- 1	0- 2	6- 9				
4- 4	0- 0	0- 0	HOME	0- 1	0- 1	4- 2				
2- 8	0- 0	0- 0	AWAY	0- 0	0- 1	2- 7				
0- 0	0- 0	0- 0	NEUTRAL	0- 0	0- 0	0- 0				
3- 7	0- 0	0- 0	NON-CONFERENCE	0- 1	0- 2	3- 4				
2- 2	0- 0	0- 0	HOME	0- 1	0- 1	2- 0				
1- 5	0- 0	0- 0	AWAY	0- 0	0- 1	1- 4				
0- 0	0- 0	0- 0	NEUTRAL	0- 0	0- 0	0- 0				
3- 5	0- 0	0- 0	CONFERENCE	0- 0	0- 0	3- 5				
2- 2	0- 0	0- 0	HOME	0- 0	0- 0	2- 2				
1- 3	0- 0	0- 0	AWAY	0- 0	0- 0	1- 3				
0- 0	0- 0	0- 0	NEUTRAL	0- 0	0- 0	0- 0				

RPI 1-25				RPI 26-50				RPI 51-100				RPI 101+ Team's RPI: 313					
RPI	S	Opponent	Score	RPI	S	Opponent	Score	RPI	S	Opponent	Score	RPI	S	Opponent	Score		
								96	H	Montana St.	65	73	106	H	Idaho	84	90
													108	A	Washington	46	78
													158	A	Northern Ariz.	80	88
													200	H	CSU Bakersfield	63	57
													228	A	Idaho St.	48	73
													236	A	Cal St. Fullerton	63	81
													245	H	UMKC	65	76
													254	H	Grand Canyon	48	56
													260	H	Long Beach St.	66	54
													294	A	Utah St.	63	70
													300	A	UTRGV	81	85
													301	A	California Baptist	83	49
													309	H	Sacramento St.	88	84
													315	A	Cal Poly	72	49
													318	A	New Mexico St.	65	83
													327	A	Utah Valley	58	70
													347	H	Chicago St.	80	51
LAST 10 Division I																	
301	A	California Baptist	83	49	327	A	Utah Valley	58	70								
200	H	CSU Bakersfield	63	57	347	H	Chicago St.	80	51								
254	H	Grand Canyon	48	56	245	H	UMKC	65	76								
318	A	New Mexico St.	65	83	236	A	Cal St. Fullerton	63	81								
300	A	UTRGV	81	85	315	A	Cal Poly	72	49								

Non-Div I Games: Warner Pacific 89 47 Saint Martin's 91 81 Central Wash. 75 65

Seattle U

Loss, Non-Conf, S Site, H Home A Away N Neutral

Average RPI Win: 172	WON-LOST	WINNING	LAST 10	STRENGTH OF	OPP. STRENGTH	TEAM	ADJ.	CONF.	ADJ CONF.
Average RPI Loss: 52	RECORD	PCT. RANK	GAMES	SCHEDULE	OF SCHEDULE	RPI	RPI	RPI	RPI
DIV. I ONLY	13- 8	102	6-4	65	65	80	80	6	6
DIV. I NON-CONF.	7- 4	100	0	39	125	66	66	6	6
TOTALS	RPI 1-25	RPI 26-50	W-L RECORDS	RPI 51-100	RPI 101-150	RPI 150+			
13- 8	0- 3	1- 2	OVERALL	2- 2	2- 1	8- 0			
7- 4	0- 2	1- 1	HOME	0- 1	2- 0	4- 0			
4- 3	0- 1	0- 1	AWAY	1- 0	0- 1	3- 0			
2- 1	0- 0	0- 0	NEUTRAL	1- 1	0- 0	1- 0			
7- 4	0- 2	0- 0	NON-CONFERENCE	1- 1	1- 1	5- 0			
4- 2	0- 2	0- 0	HOME	0- 0	1- 0	3- 0			
1- 1	0- 0	0- 0	AWAY	0- 0	0- 1	1- 0			
2- 1	0- 0	0- 0	NEUTRAL	1- 1	0- 0	1- 0			
6- 4	0- 1	1- 2	CONFERENCE	1- 1	1- 0	3- 0			
3- 2	0- 0	1- 1	HOME	0- 1	1- 0	1- 0			
3- 2	0- 1	0- 1	AWAY	1- 0	0- 0	2- 0			
0- 0	0- 0	0- 0	NEUTRAL	0- 0	0- 0	0- 0			

RPI 1-25				RPI 26-50				RPI 51-100 Team's RPI: 80				RPI 101+			
RPI	S	Opponent	Score	RPI	S	Opponent	Score	RPI	S	Opponent	Score	RPI	S	Opponent	Score
9	H	UConn	78 92	28	H	Creighton	82 70	63	N	Georgia Tech	54 79	101	H	VCU	53 33
19	H	Princeton	76 78	37	A	Marquette	60 81	79	H	Villanova	55 61	134	H	Providence	97 55
20	A	DePaul	68 85	44	H	St. John's (NY)	66 82	92	N	Vanderbilt	69 65	141	A	Lehigh	68 75
								95	A	Butler	67 62	162	H	Lafayette	74 50
												205	N	Saint Joseph's	55 39
												207	H	Fairfield	74 44
												229	A	Georgetown	61 47
												229	H	Georgetown	79 60
												238	A	Iona	89 37
												240	A	Xavier	83 61
												282	H	Sacred Heart	95 69
LAST 10 Division I															
229	A	Georgetown	61 47	20	A	DePaul	68 85	229	H	Georgetown	79 60				
44	H	St. John's (NY)	66 82	79	H	Villanova	55 61	240	A	Xavier	83 61				
134	H	Providence	97 55	95	A	Butler	67 62								
28	H	Creighton	82 70												
37	A	Marquette	60 81												

Non-Div I Games:

Seton Hall

■ Loss,
 ■ Non-Conf,
 ■ S Site,
 ■ H Home
 ■ A Away
 N Neutral

Average RPI Win: 300	WON-LOST	WINNING	LAST 10	STRENGTH OF	OPP. STRENGTH	TEAM	ADJ.	CONF.	ADJ CONF.
Average RPI Loss: 185	RECORD	PCT. RANK	GAMES	SCHEDULE	OF SCHEDULE	RPI	RPI	RPI	RPI
DIV. I ONLY	6- 13	275	4-6	267	345	306	306	24	24
DIV. I NON-CONF.	2- 7	288	0	116	344	291	291	25	25
TOTALS	RPI 1-25	RPI 26-50	W-L RECORDS	RPI 51-100	RPI 101-150	RPI 150+			
6- 13	0- 0	0- 0	OVERALL	0- 2	0- 3	6- 8			
5- 4	0- 0	0- 0	HOME	0- 0	0- 0	5- 4			
1- 9	0- 0	0- 0	AWAY	0- 2	0- 3	1- 4			
0- 0	0- 0	0- 0	NEUTRAL	0- 0	0- 0	0- 0			
2- 7	0- 0	0- 0	NON-CONFERENCE	0- 1	0- 3	2- 3			
2- 1	0- 0	0- 0	HOME	0- 0	0- 0	2- 1			
0- 6	0- 0	0- 0	AWAY	0- 1	0- 3	0- 2			
0- 0	0- 0	0- 0	NEUTRAL	0- 0	0- 0	0- 0			
4- 6	0- 0	0- 0	CONFERENCE	0- 1	0- 0	4- 5			
3- 3	0- 0	0- 0	HOME	0- 0	0- 0	3- 3			
1- 3	0- 0	0- 0	AWAY	0- 1	0- 0	1- 2			
0- 0	0- 0	0- 0	NEUTRAL	0- 0	0- 0	0- 0			

RPI 1-25				RPI 26-50				RPI 51-100				RPI 101+				Team's RPI: 306	
RPI	S	Opponent	Score	RPI	S	Opponent	Score	RPI	S	Opponent	Score	RPI	S	Opponent	Score		
								86	A	Colgate	51	88	103	A	Penn	44	92
								87	A	Rider	66	70	125	A	Harvard	51	68
												143	A	Massachusetts	55	61	
												165	H	Quinnipiac	52	66	
												178	A	Fla. Atlantic	39	83	
												186	H	Binghamton	62	89	
												207	H	Fairfield	35	65	
												215	H	Manhattan	50	80	
												246	A	Niagara	61	68	
												246	H	Niagara	59	54	
												280	H	Monmouth	51	39	
												282	H	Sacred Heart	68	57	
												312	H	Albany (NY)	52	46	
												331	A	Fairleigh Dickinson	58	67	
												336	A	Saint Peter's	83	87	
												341	A	Canisius	68	63	
												341	H	Canisius	72	43	
LAST 10 Division I																	
				341	H	Canisius	72	43		341	A	Canisius	68	63			
				246	H	Niagara	59	54		246	A	Niagara	61	68			
				280	H	Monmouth	51	39		336	A	Saint Peter's	83	87			
				87	A	Rider	66	70		165	H	Quinnipiac	52	66			
				215	H	Manhattan	50	80		207	H	Fairfield	35	65			

Non-Div I Games:

Siena

South Alabama

Through Games Of Feb. 1, 2020

Average RPI Win:	265	WON-LOST	WINNING	LAST 10	STRENGTH OF	OPP. STRENGTH	TEAM	ADJ.	CONF.	ADJ CONF.
Average RPI Loss:	131	RECORD	PCT. RANK	GAMES	SCHEDULE	OF SCHEDULE	RPI	RPI	RPI	RPI
DIV. I ONLY	8- 11	225	5-5	235	180	255	255	22	22	
DIV. I NON-CONF.	3- 7	252	0-1	236	73	283	283	21	21	
TOTALS	RPI 1-25	RPI 26-50	W-L RECORDS	RPI 51-100	RPI 101-150	RPI 150+				
8- 11	0- 0	0- 1	OVERALL	0- 2	2- 4	6- 4				
5- 6	0- 0	0- 1	HOME	0- 1	1- 3	4- 1				
3- 5	0- 0	0- 0	AWAY	0- 1	1- 1	2- 3				
0- 0	0- 0	0- 0	NEUTRAL	0- 0	0- 0	0- 0				
3- 7	0- 0	0- 1	NON-CONFERENCE	0- 1	2- 2	1- 3				
2- 4	0- 0	0- 1	HOME	0- 1	1- 1	1- 1				
1- 3	0- 0	0- 0	AWAY	0- 0	1- 1	0- 2				
0- 0	0- 0	0- 0	NEUTRAL	0- 0	0- 0	0- 0				
5- 4	0- 0	0- 0	CONFERENCE	0- 1	0- 2	5- 1				
3- 2	0- 0	0- 0	HOME	0- 0	0- 2	3- 0				
2- 2	0- 0	0- 0	AWAY	0- 1	0- 0	2- 1				
0- 0	0- 0	0- 0	NEUTRAL	0- 0	0- 0	0- 0				

RPI S	Opponent	Score	RPI S	Opponent	Score	RPI S	Opponent	Score	RPI S	Opponent	Score	Team's RPI: 255
39	H Rutgers	56 77	62	A Troy	68 85	69	H Alabama	62 74	113	H UT Arlington	45 68	
									116	A UAB	61 77	
									121	H A&M-Corpus Christi	83 82	
									127	H Coastal Caro.	62 71	
									129	H Auburn	62 82	
									140	A Tulane	62 53	
									154	A Louisiana	68 73	
									180	H Miami (OH)	73 76	
									194	A Southern Miss.	55 62	
									259	A ETSU	60 65	
									276	H Texas St.	78 76	
									278	H Appalachian St.	81 66	
									292	A Ga. Southern	71 65	
									328	A Georgia St.	81 64	
									339	H Tennessee St.	70 48	
									348	H La.-Monroe	72 63	
LAST 10 Division I												
62	A Troy	68 85	348	H La.-Monroe	72 63							
276	H Texas St.	78 76	154	A Louisiana	68 73							
113	H UT Arlington	45 68	127	H Coastal Caro.	62 71							
292	A Ga. Southern	71 65	278	H Appalachian St.	81 66							
328	A Georgia St.	81 64	259	A ETSU	60 65							

Non-Div I Games: William Carey 68 52 Mobile 103 59

South Alabama

Loss, Non-Conf, S Site, H Home A Away N Neutral

South Carolina

Through Games Of Feb. 1, 2020

Average RPI Win:	110	WON-LOST	WINNING	LAST 10	STRENGTH OF	OPP. STRENGTH	TEAM	ADJ.	CONF.	ADJ CONF.
Average RPI Loss:	13	RECORD	PCT. RANK	GAMES	SCHEDULE	OF SCHEDULE	RPI	RPI	RPI	RPI
DIV. I ONLY	20- 1	3	10-0	21	4	2	2	4	4	
DIV. I NON-CONF.	12- 1	9	2-0	43	8	6	6	5	5	
TOTALS	RPI 1-25	RPI 26-50	W-L RECORDS	RPI 51-100	RPI 101-150	RPI 150+				
20- 1	4- 1	4- 0	OVERALL	6- 0	1- 0	5- 0				
9- 0	2- 0	4- 0	HOME	0- 0	0- 0	3- 0				
9- 0	1- 0	0- 0	AWAY	5- 0	1- 0	2- 0				
2- 1	1- 1	0- 0	NEUTRAL	1- 0	0- 0	0- 0				
12- 1	2- 1	3- 0	NON-CONFERENCE	3- 0	0- 0	4- 0				
6- 0	0- 0	3- 0	HOME	0- 0	0- 0	3- 0				
4- 0	1- 0	0- 0	AWAY	2- 0	0- 0	1- 0				
2- 1	1- 1	0- 0	NEUTRAL	1- 0	0- 0	0- 0				
8- 0	2- 0	1- 0	CONFERENCE	3- 0	1- 0	1- 0				
3- 0	2- 0	1- 0	HOME	0- 0	0- 0	0- 0				
5- 0	0- 0	0- 0	AWAY	3- 0	1- 0	1- 0				
0- 0	0- 0	0- 0	NEUTRAL	0- 0	0- 0	0- 0				

RPI	S	Opponent	Score	RPI	S	Opponent	Score	RPI	S	Opponent	Score	RPI	S	Opponent	Score
5	N	Baylor	74 59	26	H	Purdue	85 49	53	A	Temple	78 71	145	A	Missouri	78 45
7	A	Maryland	63 54	38	H	Duke	89 46	69	A	Alabama	93 78	175	A	Clemson	84 48
13	N	Indiana	57 71	41	H	Arkansas	91 82	75	A	Georgia	88 53	268	A	Ole Miss	87 32
14	H	Mississippi St.	81 79	49	H	South Dakota	73 60	82	N	Washington St.	68 53	278	H	Appalachian St.	92 50
21	H	Kentucky	99 72					85	A	Dayton	75 49	334	H	Alabama St.	103 43
								92	A	Vanderbilt	93 57	338	H	USC Upstate	112 32
LAST 10 Division I															
268	A	Ole Miss	87 32	41	H	Arkansas	91 82								
75	A	Georgia	88 53	69	A	Alabama	93 78								
14	H	Mississippi St.	81 79	21	H	Kentucky	99 72								
145	A	Missouri	78 45	49	H	South Dakota	73 60								
92	A	Vanderbilt	93 57	38	H	Duke	89 46								

Non-Div I Games:

South Carolina

Loss, Non-Conf, S Site, H Home A Away N Neutral

<div> <div> <div>Average RPI Win: 335</div> <div>Average RPI Loss: 247</div> </div> <div> <div>WON-LOST</div> <div>RECORD</div> </div> <div> <div>WINNING</div> <div>PCT. RANK</div> </div> <div> <div>LAST 10</div> <div>GAMES</div> </div> </div>				STRENGTH OF SCHEDULE	OPP. STRENGTH OF SCHEDULE	TEAM RPI	ADJ. RPI	CONF. RPI	ADJ CONF. RPI
DIV. I ONLY				346	349	350	350	29	29
DIV. I NON-CONF.				334	346	347	347	31	31
TOTALS	RPI 1-25	RPI 26-50	W-L RECORDS	RPI 51-100	RPI 101-150	RPI 150+			
3- 18	0- 0	0- 0	OVERALL	0- 0	0- 1	3- 17			
1- 7	0- 0	0- 0	HOME	0- 0	0- 0	1- 7			
2- 10	0- 0	0- 0	AWAY	0- 0	0- 1	2- 9			
0- 1	0- 0	0- 0	NEUTRAL	0- 0	0- 0	0- 1			
1- 12	0- 0	0- 0	NON-CONFERENCE	0- 0	0- 1	1- 11			
0- 5	0- 0	0- 0	HOME	0- 0	0- 0	0- 5			
1- 6	0- 0	0- 0	AWAY	0- 0	0- 1	1- 5			
0- 1	0- 0	0- 0	NEUTRAL	0- 0	0- 0	0- 1			
2- 6	0- 0	0- 0	CONFERENCE	0- 0	0- 0	2- 6			
1- 2	0- 0	0- 0	HOME	0- 0	0- 0	1- 2			
1- 4	0- 0	0- 0	AWAY	0- 0	0- 0	1- 4			
0- 0	0- 0	0- 0	NEUTRAL	0- 0	0- 0	0- 0			

RPI 1-25				RPI 26-50				RPI 51-100				RPI 101+				Team's RPI: 350	
RPI	S	Opponent	Score	RPI	S	Opponent	Score	RPI	S	Opponent	Score	RPI	S	Opponent	Score		
												127	A	Coastal Caro.	44	85	
												152	H	Bethune-Cookman	55	66	
												166	N	North Ala.	46	99	
												179	A	Norfolk St.	42	76	
												182	A	UNLV	57	66	
												199	H	North Dakota	53	95	
												232	H	Radford	45	60	
												233	A	Morgan St.	47	77	
												237	A	UNC Asheville	51	82	
												249	A	UNCW	46	84	
												250	H	Col. of Charleston	55	76	
												262	A	Howard	47	78	
												304	H	Presbyterian	49	70	
												322	A	N.C. Central	49	90	
												323	H	UMES	60	55	
												328	A	Georgia St.	52	77	
												329	H	Mercer	55	66	
												338	A	USC Upstate	47	58	
												340	A	Charleston So.	81	75	
												343	A	Coppin St.	71	60	
												349	H	Florida A&M	39	44	
EAST 10 Division I																	
				322	A	N.C. Central	49	90	262	A	Howard	47	78				
				152	H	Bethune-Cookman	55	66	233	A	Morgan St.	47	77				
				179	A	Norfolk St.	42	76	343	A	Coppin St.	71	60				
				323	H	UMES	60	55	127	A	Coastal Caro.	44	85				
				349	H	Florida A&M	39	44	166	N	North Ala.	46	99				

Non-Div I Games:

South Carolina St.

Loss, Non-Conf, S Site, H Home A Away N Neutral

South Dakota

Through Games Of Feb. 1, 2020

Average RPI Win:	193	WON-LOST	WINNING	LAST 10	STRENGTH OF	OPP. STRENGTH	TEAM	ADJ.	CONF.	ADJ CONF.
Average RPI Loss:	7	RECORD	PCT. RANK	GAMES	SCHEDULE	OF SCHEDULE	RPI	RPI	RPI	RPI
DIV. I ONLY	19- 2	9	9-1	264	51	49	49	19	19	
DIV. I NON-CONF.	10- 2	30	0-1	110	2	27	27	18	18	
TOTALS	RPI 1-25	RPI 26-50	W-L RECORDS	RPI 51-100	RPI 101-150	RPI 150+				
19- 2	0- 2	3- 0	OVERALL	1- 0	4- 0	11- 0				
10- 1	0- 1	2- 0	HOME	1- 0	1- 0	6- 0				
7- 1	0- 1	0- 0	AWAY	0- 0	3- 0	4- 0				
2- 0	0- 0	1- 0	NEUTRAL	0- 0	0- 0	1- 0				
10- 2	0- 2	3- 0	NON-CONFERENCE	0- 0	4- 0	3- 0				
5- 1	0- 1	2- 0	HOME	0- 0	1- 0	2- 0				
3- 1	0- 1	0- 0	AWAY	0- 0	3- 0	0- 0				
2- 0	0- 0	1- 0	NEUTRAL	0- 0	0- 0	1- 0				
9- 0	0- 0	0- 0	CONFERENCE	1- 0	0- 0	8- 0				
5- 0	0- 0	0- 0	HOME	1- 0	0- 0	4- 0				
4- 0	0- 0	0- 0	AWAY	0- 0	0- 0	4- 0				
0- 0	0- 0	0- 0	NEUTRAL	0- 0	0- 0	0- 0				

RPI 1-25				RPI 26-50				Team's RPI: 49				RPI 51-100				RPI 101+			
RPI	S	Opponent	Score	RPI	S	Opponent	Score	RPI	S	Opponent	Score	RPI	S	Opponent	Score	RPI	S	Opponent	Score
2	A	South Carolina	60 73	28	H	Creighton	72 65	70	H	South Dakota St.	83 48	107	A	Utah	84 81				
11	H	Missouri St.	66 74	30	H	Drake	102 94					128	A	Northeastern	80 76				
				33	N	Ohio St.	68 53					133	A	Green Bay	66 60				
												145	H	Missouri	72 56				
												188	N	Northern Ill.	91 48				
												189	H	Montana	96 64				
												212	A	Western Ill.	96 65				
												252	H	Oral Roberts	79 56				
												285	A	North Dakota St.	80 36				
												291	H	Denver	104 61				
												293	A	Omaha	71 39				
												293	H	Omaha	77 44				
												320	A	Purdue Fort Wayne	62 41				
												320	H	Purdue Fort Wayne	79 25				
												343	H	Coppin St.	82 44				
LAST 10 Division I																			
293	A	Omaha	71 39	293	H	Omaha	77 44												
252	H	Oral Roberts	79 56	291	H	Denver	104 61												
320	H	Purdue Fort Wayne	79 25	320	A	Purdue Fort Wayne	62 41												
70	H	South Dakota St.	83 48	212	A	Western Ill.	96 65												
285	A	North Dakota St.	80 36	2	A	South Carolina	60 73												

Non-Div I Games: Mt. Marty 110 39

South Dakota

Loss, Non-Conf, S Site, H Home A Away N Neutral

Average RPI Win:	219	WON-LOST	WINNING	LAST 10	STRENGTH OF	OPP. STRENGTH	TEAM	ADJ.	CONF.	ADJ CONF.
Average RPI Loss:	27	RECORD	PCT. RANK	GAMES	SCHEDULE	OF SCHEDULE	RPI	RPI	RPI	RPI
DIV. I ONLY	16- 7	66	9-1	123	93	70	70	19	19	
DIV. I NON-CONF.	7- 6	161	0	50	6	80	80	18	18	
TOTALS	RPI 1-25	RPI 26-50	W-L RECORDS	RPI 51-100	RPI 101-150	RPI 150+				
16- 7	0- 2	0- 5	OVERALL	2- 0	2- 0	12- 0				
8- 2	0- 1	0- 1	HOME	1- 0	0- 0	7- 0				
6- 4	0- 1	0- 3	AWAY	0- 0	1- 0	5- 0				
2- 1	0- 0	0- 1	NEUTRAL	1- 0	1- 0	0- 0				
7- 6	0- 2	0- 4	NON-CONFERENCE	2- 0	2- 0	3- 0				
4- 2	0- 1	0- 1	HOME	1- 0	0- 0	3- 0				
1- 3	0- 1	0- 2	AWAY	0- 0	1- 0	0- 0				
2- 1	0- 0	0- 1	NEUTRAL	1- 0	1- 0	0- 0				
9- 1	0- 0	0- 1	CONFERENCE	0- 0	0- 0	9- 0				
4- 0	0- 0	0- 0	HOME	0- 0	0- 0	4- 0				
5- 1	0- 0	0- 1	AWAY	0- 0	0- 0	5- 0				
0- 0	0- 0	0- 0	NEUTRAL	0- 0	0- 0	0- 0				

RPI 1-25				RPI 26-50				RPI 51-100				RPI 101+			
RPI	S	Opponent	Score	RPI	S	Opponent	Score	RPI	S	Opponent	Score	RPI	S	Opponent	Score
1	A	Oregon	56 95	28	A	Creighton	48 61	77	N	South Fla.	61 50	126	N	Notre Dame	65 59
17	H	Central Mich.	74 79	29	N	FGCU	70 71	96	H	Montana St.	60 50	133	A	Green Bay	60 55
				30	A	Drake	67 74					192	H	Wyoming	67 40
				37	H	Marquette	58 65					199	H	North Dakota	99 64
				49	A	South Dakota	48 83					212	A	Western Ill.	89 48
												212	H	Western Ill.	75 45
												219	H	Chattanooga	71 56
												252	A	Oral Roberts	76 61
												252	H	Oral Roberts	58 44
												285	H	North Dakota St.	60 52
												291	A	Denver	86 79
												293	A	Omaha	68 51
												320	A	Purdue Fort Wayne	100 69
												343	H	Coppin St.	94 41
LAST 10 Division I															
				252	A	Oral Roberts	76 61	320	A	Purdue Fort Wayne	100 69				
				212	A	Western Ill.	89 48	291	A	Denver	86 79				
				285	H	North Dakota St.	60 52	212	H	Western Ill.	75 45				
				49	A	South Dakota	48 83	252	H	Oral Roberts	58 44				
				199	H	North Dakota	99 64	293	A	Omaha	68 51				

Non-Div I Games: Dakota Wesleyan 77 46

South Dakota St.

Average RPI Win:	177	WON-LOST	WINNING	LAST 10	STRENGTH OF	OPP. STRENGTH	TEAM	ADJ.	CONF.	ADJ CONF.
Average RPI Loss:	68	RECORD	PCT. RANK	GAMES	SCHEDULE	OF SCHEDULE	RPI	RPI	RPI	RPI
DIV. I ONLY	13- 8	102	6-4	45	100	77	77	9	9	
DIV. I NON-CONF.	8- 6	138	1-2	37	154	98	98	9	9	
TOTALS	RPI 1-25	RPI 26-50	W-L RECORDS	RPI 51-100	RPI 101-150	RPI 150+				
13- 8	0- 2	1- 1	OVERALL	1- 3	4- 1	7- 1				
11- 1	0- 0	1- 0	HOME	1- 1	4- 0	5- 0				
2- 3	0- 1	0- 0	AWAY	0- 1	0- 0	2- 1				
0- 4	0- 1	0- 1	NEUTRAL	0- 1	0- 1	0- 0				
8- 6	0- 2	1- 1	NON-CONFERENCE	0- 1	2- 1	5- 1				
8- 0	0- 0	1- 0	HOME	0- 0	2- 0	5- 0				
0- 2	0- 1	0- 0	AWAY	0- 0	0- 0	0- 1				
0- 4	0- 1	0- 1	NEUTRAL	0- 1	0- 1	0- 0				
5- 2	0- 0	0- 0	CONFERENCE	1- 2	2- 0	2- 0				
3- 1	0- 0	0- 0	HOME	1- 1	2- 0	0- 0				
2- 1	0- 0	0- 0	AWAY	0- 1	0- 0	2- 0				
0- 0	0- 0	0- 0	NEUTRAL	0- 0	0- 0	0- 0				

RPI 1-25				RPI 26-50				RPI 51-100 Team's RPI: 77				RPI 101+			
RPI	S	Opponent	Score	RPI	S	Opponent	Score	RPI	S	Opponent	Score	RPI	S	Opponent	Score
5	A	Baylor	46 58	29	N	FGCU	77 81	53	A	Temple	66 69	101	H	VCU	77 55
14	N	Mississippi St.	61 86	34	H	Texas	64 57	61	H	UCF	57 64	106	H	Idaho	67 64
								70	N	South Dakota St.	50 61	126	N	Notre Dame	51 67
								97	H	Cincinnati	76 68	140	H	Tulane	63 56
												146	H	Houston	74 45
												167	A	Wichita St.	56 50
												182	A	UNLV	51 61
												191	H	Jacksonville	70 39
												225	H	Brown	70 60
												244	A	Tulsa	68 52
												248	H	Saint Francis (PA)	62 23
												262	H	Howard	82 53
												334	H	Alabama St.	80 29
LAST 10 Division I															
146	H	Houston	74 45	244	A	Tulsa	68 52								
140	H	Tulane	63 56	97	H	Cincinnati	76 68								
167	A	Wichita St.	56 50	225	H	Brown	70 60								
61	H	UCF	57 64	182	A	UNLV	51 61								
53	A	Temple	66 69	14	N	Mississippi St.	61 86								

Non-Div I Games:

South Fla.

Average RPI Win:	250	WON-LOST	WINNING	LAST 10	STRENGTH OF	OPP. STRENGTH	TEAM	ADJ.	CONF.	ADJ CONF.
Average RPI Loss:	150	RECORD	PCT. RANK	GAMES	SCHEDULE	OF SCHEDULE	RPI	RPI	RPI	RPI
DIV. I ONLY	14- 5	45	8-2	337	183	138	138	20	20	
DIV. I NON-CONF.	6- 3	90	0	342	156	160	160	23	23	
TOTALS	RPI 1-25	RPI 26-50	W-L RECORDS	RPI 51-100	RPI 101-150	RPI 150+				
14- 5	0- 0	0- 0	OVERALL	1- 2	0- 0	13- 3				
5- 1	0- 0	0- 0	HOME	1- 1	0- 0	4- 0				
9- 4	0- 0	0- 0	AWAY	0- 1	0- 0	9- 3				
0- 0	0- 0	0- 0	NEUTRAL	0- 0	0- 0	0- 0				
6- 3	0- 0	0- 0	NON-CONFERENCE	1- 1	0- 0	5- 2				
2- 0	0- 0	0- 0	HOME	1- 0	0- 0	1- 0				
4- 3	0- 0	0- 0	AWAY	0- 1	0- 0	4- 2				
0- 0	0- 0	0- 0	NEUTRAL	0- 0	0- 0	0- 0				
8- 2	0- 0	0- 0	CONFERENCE	0- 1	0- 0	8- 1				
3- 1	0- 0	0- 0	HOME	0- 1	0- 0	3- 0				
5- 1	0- 0	0- 0	AWAY	0- 0	0- 0	5- 1				
0- 0	0- 0	0- 0	NEUTRAL	0- 0	0- 0	0- 0				

RPI 1-25				RPI 26-50				RPI 51-100				RPI 101+ Team's RPI: 138			
RPI	S	Opponent	Score	RPI	S	Opponent	Score	RPI	S	Opponent	Score	RPI	S	Opponent	Score
								65	H	Belmont	45 57	173	A	Eastern Mich.	64 69
								91	H	Southern Ill.	79 65	195	A	Austin Peay	79 66
								94	A	Saint Louis	61 76	195	H	Austin Peay	81 43
												202	A	Arkansas St.	79 67
												208	A	Murray St.	62 70
												208	H	Murray St.	88 73
												212	A	Western Ill.	91 97
												227	A	Eastern Ill.	77 65
												253	A	Morehead St.	67 61
												268	A	Ole Miss	70 53
												277	A	Indiana St.	68 58
												279	A	Eastern Ky.	60 44
												320	A	Purdue Fort Wayne	58 48
												324	H	Evansville	83 60
												326	A	SIUE	66 56
												339	H	Tennessee St.	83 54
LAST 10 Division I															
				279	A	Eastern Ky.	60 44					195	H	Austin Peay	81 43
				253	A	Morehead St.	67 61					339	H	Tennessee St.	83 54
				227	A	Eastern Ill.	77 65					65	H	Belmont	45 57
				326	A	SIUE	66 56					208	A	Murray St.	62 70
				208	H	Murray St.	88 73					195	A	Austin Peay	79 66

Non-Div I Games: Harris-Stowe 106 64 Mo.-St. Louis 70 56

Southeast Mo. St.

■ Loss,
 ■ Non-Conf,
 ■ S Site,
 ■ Home
 ■ A Away
 N Neutral

Southeastern La.

Through Games Of Feb. 1, 2020

Average RPI Win:	248	WON-LOST	WINNING	LAST 10	STRENGTH OF	OPP. STRENGTH	TEAM	ADJ.	CONF.	ADJ CONF.
Average RPI Loss:	155	RECORD	PCT. RANK	GAMES	SCHEDULE	OF SCHEDULE	RPI	RPI	RPI	RPI
DIV. I ONLY	8- 11	225	5-5	242	248	223	223	23	23	
DIV. I NON-CONF.	2- 6	279	0-1	180	191	233	233	20	20	
TOTALS	RPI 1-25	RPI 26-50	W-L RECORDS	RPI 51-100	RPI 101-150	RPI 150+				
8- 11	0- 1	0- 0	OVERALL	0- 1	1- 4	7- 5				
4- 3	0- 0	0- 0	HOME	0- 0	1- 1	3- 2				
4- 8	0- 1	0- 0	AWAY	0- 1	0- 3	4- 3				
0- 0	0- 0	0- 0	NEUTRAL	0- 0	0- 0	0- 0				
2- 6	0- 1	0- 0	NON-CONFERENCE	0- 1	0- 1	2- 3				
1- 0	0- 0	0- 0	HOME	0- 0	0- 0	1- 0				
1- 6	0- 1	0- 0	AWAY	0- 1	0- 1	1- 3				
0- 0	0- 0	0- 0	NEUTRAL	0- 0	0- 0	0- 0				
6- 5	0- 0	0- 0	CONFERENCE	0- 0	1- 3	5- 2				
3- 3	0- 0	0- 0	HOME	0- 0	1- 1	2- 2				
3- 2	0- 0	0- 0	AWAY	0- 0	0- 2	3- 0				
0- 0	0- 0	0- 0	NEUTRAL	0- 0	0- 0	0- 0				

RPI 1-25				RPI 26-50				RPI 51-100				RPI 101+ Team's RPI: 223			
RPI	S	Opponent	Score	RPI	S	Opponent	Score	RPI	S	Opponent	Score	RPI	S	Opponent	Score
24	A	LSU	52 62					69	A	Alabama	50 87	117	A	SFA	51 77
												120	A	Abilene Christian	53 61
												121	H	A&M-Corpus Christi	48 44
												144	H	Sam Houston St.	69 84
												146	A	Houston	65 78
												154	A	Louisiana	50 60
												159	H	New Orleans	73 57
												161	H	Jackson St.	63 59
												194	A	Southern Miss.	54 62
												211	H	Central Ark.	63 42
												213	H	Lamar University	57 65
												234	A	Louisiana Tech	78 92
												288	H	Nicholls St.	65 67
												311	A	Houston Baptist	69 59
												332	A	McNeese	74 67
												342	A	Northwestern St.	72 56
												348	A	La.-Monroe	65 52
LAST 10 Division I															
159	H	New Orleans	73 57	288	H	Nicholls St.	65 67								
211	H	Central Ark.	63 42	144	H	Sam Houston St.	69 84								
342	A	Northwestern St.	72 56	121	H	A&M-Corpus Christi	48 44								
332	A	McNeese	74 67	117	A	SFA	51 77								
120	A	Abilene Christian	53 61	69	A	Alabama	50 87								

Non-Div I Games: LSU-Alexandria 89 67

Southeastern La.

■ Loss,
 ■ Non-Conf, S Site,
 ■ Home
 ■ Away
 N Neutral

Southern California

Through Games Of Feb. 1, 2020

Average RPI Win:	174	WON-LOST	WINNING	LAST 10	STRENGTH OF	OPP. STRENGTH	TEAM	ADJ.	CONF.	ADJ CONF.
Average RPI Loss:	65	RECORD	PCT. RANK	GAMES	SCHEDULE	OF SCHEDULE	RPI	RPI	RPI	RPI
DIV. I ONLY	11- 9	146	4-6	39	57	88	88	1	1	
DIV. I NON-CONF.	8- 3	68	1-0	195	144	101	101	1	1	
TOTALS	RPI 1-25	RPI 26-50	W-L RECORDS	RPI 51-100	RPI 101-150	RPI 150+				
11- 9	1- 4	1- 1	OVERALL	2- 2	1- 1	6- 1				
8- 3	1- 2	1- 1	HOME	1- 0	1- 0	4- 0				
2- 5	0- 2	0- 0	AWAY	0- 1	0- 1	2- 1				
1- 1	0- 0	0- 0	NEUTRAL	1- 1	0- 0	0- 0				
8- 3	0- 1	1- 0	NON-CONFERENCE	1- 1	0- 0	6- 1				
5- 1	0- 1	1- 0	HOME	0- 0	0- 0	4- 0				
2- 1	0- 0	0- 0	AWAY	0- 0	0- 0	2- 1				
1- 1	0- 0	0- 0	NEUTRAL	1- 1	0- 0	0- 0				
3- 6	1- 3	0- 1	CONFERENCE	1- 1	1- 1	0- 0				
3- 2	1- 1	0- 1	HOME	1- 0	1- 0	0- 0				
0- 4	0- 2	0- 0	AWAY	0- 1	0- 1	0- 0				
0- 0	0- 0	0- 0	NEUTRAL	0- 0	0- 0	0- 0				

RPI	S	Opponent	Score	RPI	S	Opponent	Score	RPI	S	Opponent	Score	RPI	S	Opponent	Score
10	A	UCLA	59 83	27	H	Arizona	57 65	51	A	Colorado	53 66	107	A	Utah	65 67
10	H	UCLA	70 68	42	H	Virginia	59 49	57	N	Nebraska	54 67	108	H	Washington	81 78
16	H	Texas A&M	64 74					69	N	Alabama	60 57	182	H	UNLV	75 54
25	A	Arizona St.	75 76					82	H	Washington St.	74 63	260	H	Long Beach St.	57 40
25	H	Arizona St.	54 63									264	A	UC Santa Barbara	46 57
												272	A	CSUN	69 53
												287	H	Nevada	50 47
												298	A	UC Riverside	76 59
												300	H	UTRGV	80 43
LAST 10 Division I															
25	A	Arizona St.	75 76	51	A	Colorado	53 66								
108	H	Washington	81 78	25	H	Arizona St.	54 63								
82	H	Washington St.	74 63	27	H	Arizona	57 65								
10	H	UCLA	70 68	10	A	UCLA	59 83								
107	A	Utah	65 67	260	H	Long Beach St.	57 40								

Non-Div I Games:

Southern California

■ Loss,
 ■ Non-Conf, S Site,
 ■ Home
 ■ Away
 N Neutral

Average RPI Win:	184	WON-LOST	WINNING	LAST 10	STRENGTH OF	OPP. STRENGTH	TEAM	ADJ.	CONF.	ADJ CONF.
Average RPI Loss:	92	RECORD	PCT. RANK	GAMES	SCHEDULE	OF SCHEDULE	RPI	RPI	RPI	RPI
DIV. I ONLY	12- 7	97	6-4	94	138	91	91	7	7	
DIV. I NON-CONF.	8- 3	68	2-0	112	257	61	61	7	7	
<hr/>										
TOTALS	RPI 1-25	RPI 26-50	W-L RECORDS	RPI 51-100	RPI 101-150	RPI 150+				
12- 7	1- 0	0- 2	OVERALL	2- 2	0- 2	9- 1				
5- 4	1- 0	0- 2	HOME	2- 1	0- 0	2- 1				
6- 3	0- 0	0- 0	AWAY	0- 1	0- 2	6- 0				
1- 0	0- 0	0- 0	NEUTRAL	0- 0	0- 0	1- 0				
8- 3	0- 0	0- 0	NON-CONFERENCE	2- 1	0- 1	6- 1				
4- 1	0- 0	0- 0	HOME	2- 0	0- 0	2- 1				
3- 2	0- 0	0- 0	AWAY	0- 1	0- 1	3- 0				
1- 0	0- 0	0- 0	NEUTRAL	0- 0	0- 0	1- 0				
4- 4	1- 0	0- 2	CONFERENCE	0- 1	0- 1	3- 0				
1- 3	1- 0	0- 2	HOME	0- 1	0- 0	0- 0				
3- 1	0- 0	0- 0	AWAY	0- 0	0- 1	3- 0				
0- 0	0- 0	0- 0	NEUTRAL	0- 0	0- 0	0- 0				

RPI 1-25				RPI 26-50				RPI 51-100				Team's RPI: 91	RPI 101+			
RPI	S	Opponent	Score	RPI	S	Opponent	Score	RPI	S	Opponent	Score		RPI	S	Opponent	Score
11	H	Missouri St.	70 68	30	H	Drake	65 73	54	A	IUPUI	78 81		114	A	Loyola Chicago	49 51
				50	H	UNI	57 60	73	H	UT Martin	70 59		138	A	Southeast Mo. St.	65 79
								74	H	Illinois St.	54 62		157	A	Valparaiso	67 51
								94	H	Saint Louis	61 53		163	H	Tennessee Tech	76 65
													173	A	Eastern Mich.	85 54
													181	H	Memphis	66 70
													188	A	Northern Ill.	80 61
													208	H	Murray St.	76 66
													212	N	Western Ill.	79 65
													277	A	Indiana St.	78 55
													324	A	Evansville	70 57
													326	A	SIUE	103 67
LAST 10 Division I																
				74	H	Illinois St.	54 62	50	H	UNI	57 60					
				277	A	Indiana St.	78 55	114	A	Loyola Chicago	49 51					
				324	A	Evansville	70 57	157	A	Valparaiso	67 51					
				11	H	Missouri St.	70 68	188	A	Northern Ill.	80 61					
				30	H	Drake	65 73	212	N	Western Ill.	79 65					

Non-Div I Games:

Southern Ill.

■ Loss,
 ■ Non-Conf,
 ■ S Site,
 ■ H Home
 ■ A Away
 N Neutral

Average RPI Win:	259	WON-LOST	WINNING	LAST 10	STRENGTH OF	OPP. STRENGTH	TEAM	ADJ.	CONF.	ADJ CONF.
Average RPI Loss:	100	RECORD	PCT. RANK	GAMES	SCHEDULE	OF SCHEDULE	RPI	RPI	RPI	RPI
DIV. I ONLY	9- 9	178	3-7	148	196	194	194	13	13	
DIV. I NON-CONF.	6- 3	90	0-1	273	254	174	174	14	14	
TOTALS	RPI 1-25	RPI 26-50	W-L RECORDS	RPI 51-100	RPI 101-150	RPI 150+				
9- 9	0- 1	0- 1	OVERALL	0- 3	1- 3	8- 1				
7- 4	0- 0	0- 0	HOME	0- 1	1- 2	6- 1				
2- 5	0- 1	0- 1	AWAY	0- 2	0- 1	2- 0				
0- 0	0- 0	0- 0	NEUTRAL	0- 0	0- 0	0- 0				
6- 3	0- 1	0- 0	NON-CONFERENCE	0- 0	1- 2	5- 0				
5- 1	0- 0	0- 0	HOME	0- 0	1- 1	4- 0				
1- 2	0- 1	0- 0	AWAY	0- 0	0- 1	1- 0				
0- 0	0- 0	0- 0	NEUTRAL	0- 0	0- 0	0- 0				
3- 6	0- 0	0- 1	CONFERENCE	0- 3	0- 1	3- 1				
2- 3	0- 0	0- 0	HOME	0- 1	0- 1	2- 1				
1- 3	0- 0	0- 1	AWAY	0- 2	0- 0	1- 0				
0- 0	0- 0	0- 0	NEUTRAL	0- 0	0- 0	0- 0				

RPI S	Opponent	Score	RPI S	Opponent	Score	RPI S	Opponent	Score	RPI S	Opponent	Score	Team's RPI: 194
14	A Mississippi St.	58 91	31	A Old Dominion	50 67	59	H Middle Tenn.	69 77	101	H VCU	51 39	
						67	A Charlotte	59 63	116	H UAB	68 74	
						98	A Rice	64 75	140	H Tulane	58 62	
									146	A Houston	60 75	
									223	H Southeastern La.	62 54	
									231	H UTEP	72 89	
									234	H Louisiana Tech	66 60	
									255	H South Alabama	62 55	
									256	A North Texas	65 57	
									268	H Ole Miss	59 53	
									299	H UTSA	82 65	
									348	A La.-Monroe	57 42	
									351	H Mississippi Val.	84 80	
LAST 10 Division I												
67	A Charlotte	59 63	256	A North Texas	65 57							
31	A Old Dominion	50 67	299	H UTSA	82 65							
59	H Middle Tenn.	69 77	231	H UTEP	72 89							
116	H UAB	68 74	234	H Louisiana Tech	66 60							
98	A Rice	64 75	146	A Houston	60 75							

Non-Div I Games: Faulkner 71 59 William Carey 77 47

Southern Miss.

Loss, Non-Conf, S Site, H Home A Away N Neutral

Average RPI Win:	321	WON-LOST	WINNING	LAST 10	STRENGTH OF	OPP. STRENGTH	TEAM	ADJ.	CONF.	ADJ CONF.
Average RPI Loss:	99	RECORD	PCT. RANK	GAMES	SCHEDULE	OF SCHEDULE	RPI	RPI	RPI	RPI
DIV. I ONLY	7- 11	240	7-3	261	210	242	242	31	31	
DIV. I NON-CONF.	0- 9	338	0-1	41	13	266	266	29	29	
TOTALS	RPI 1-25	RPI 26-50	W-L RECORDS	RPI 51-100	RPI 101-150	RPI 150+				
7- 11	0- 0	0- 3	OVERALL	0- 4	0- 1	7- 3				
4- 1	0- 0	0- 0	HOME	0- 0	0- 0	4- 1				
3- 8	0- 0	0- 3	AWAY	0- 3	0- 1	3- 1				
0- 2	0- 0	0- 0	NEUTRAL	0- 1	0- 0	0- 1				
0- 9	0- 0	0- 3	NON-CONFERENCE	0- 3	0- 1	0- 2				
0- 0	0- 0	0- 0	HOME	0- 0	0- 0	0- 0				
0- 7	0- 0	0- 3	AWAY	0- 2	0- 1	0- 1				
0- 2	0- 0	0- 0	NEUTRAL	0- 1	0- 0	0- 1				
7- 2	0- 0	0- 0	CONFERENCE	0- 1	0- 0	7- 1				
4- 1	0- 0	0- 0	HOME	0- 0	0- 0	4- 1				
3- 1	0- 0	0- 0	AWAY	0- 1	0- 0	3- 0				
0- 0	0- 0	0- 0	NEUTRAL	0- 0	0- 0	0- 0				

RPI 1-25				RPI 26-50				RPI 51-100				RPI 101+				Team's RPI: 242	
RPI	S	Opponent	Score	RPI	S	Opponent	Score	RPI	S	Opponent	Score	RPI	S	Opponent	Score		
				34	A	Texas	39 93	55	A	Iowa St.	36 69	112	A	Fordham	52 65		
				39	A	Rutgers	58 78	57	A	Nebraska	39 73	161	H	Jackson St.	51 72		
				48	A	Oklahoma St.	59 72	82	N	Washington St.	54 69	167	A	Wichita St.	63 69		
								99	A	Texas Southern	56 61	237	N	UNC Asheville	34 53		
												284	H	Alabama A&M	55 46		
												296	A	Prairie View	68 48		
												317	A	Ark.-Pine Bluff	70 43		
												321	H	Alcorn	63 53		
												334	H	Alabama St.	69 47		
												344	H	Grambling	81 57		
												351	A	Mississippi Val.	84 54		
LAST 10 Division I																	
				321	H	Alcorn	63 53	161	H	Jackson St.	51 72						
				284	H	Alabama A&M	55 46	344	H	Grambling	81 57						
				334	H	Alabama St.	69 47	296	A	Prairie View	68 48						
				351	A	Mississippi Val.	84 54	99	A	Texas Southern	56 61						
				317	A	Ark.-Pine Bluff	70 43	237	N	UNC Asheville	34 53						

Non-Div I Games: Tougaloo 100 39 Wiley 78 55

Southern U.

Southern Utah

Through Games Of Feb. 1, 2020

Average RPI Win:	263	WON-LOST	WINNING	LAST 10	STRENGTH OF	OPP. STRENGTH	TEAM	ADJ.	CONF.	ADJ CONF.
Average RPI Loss:	183	RECORD	PCT. RANK	GAMES	SCHEDULE	OF SCHEDULE	RPI	RPI	RPI	RPI
DIV. I ONLY	10- 9	162	4-6	288	270	217	217	18	18	
DIV. I NON-CONF.	6- 3	90	0	246	322	130	130	17	17	
TOTALS	RPI 1-25	RPI 26-50	W-L RECORDS	RPI 51-100	RPI 101-150	RPI 150+				
10- 9	0- 1	0- 0	OVERALL	0- 1	0- 1	10- 6				
8- 1	0- 0	0- 0	HOME	0- 0	0- 1	8- 0				
2- 8	0- 1	0- 0	AWAY	0- 1	0- 0	2- 6				
0- 0	0- 0	0- 0	NEUTRAL	0- 0	0- 0	0- 0				
6- 3	0- 1	0- 0	NON-CONFERENCE	0- 0	0- 0	6- 2				
5- 0	0- 0	0- 0	HOME	0- 0	0- 0	5- 0				
1- 3	0- 1	0- 0	AWAY	0- 0	0- 0	1- 2				
0- 0	0- 0	0- 0	NEUTRAL	0- 0	0- 0	0- 0				
4- 6	0- 0	0- 0	CONFERENCE	0- 1	0- 1	4- 4				
3- 1	0- 0	0- 0	HOME	0- 0	0- 1	3- 0				
1- 5	0- 0	0- 0	AWAY	0- 1	0- 0	1- 4				
0- 0	0- 0	0- 0	NEUTRAL	0- 0	0- 0	0- 0				

RPI 1-25				RPI 26-50				RPI 51-100				RPI 101+ Team's RPI: 217			
RPI	S	Opponent	Score	RPI	S	Opponent	Score	RPI	S	Opponent	Score	RPI	S	Opponent	Score
12	A	Oregon St.	45 95					96	A	Montana St.	65 91	106	H	Idaho	56 71
												158	A	Northern Ariz.	76 84
												182	H	UNLV	72 68
												184	H	Portland St.	71 58
												189	A	Montana	74 81
												228	A	Idaho St.	54 73
												228	H	Idaho St.	72 65
												236	H	Cal St. Fullerton	79 63
												252	H	Oral Roberts	72 58
												254	A	Grand Canyon	65 69
												291	A	Denver	73 81
												297	H	UC Irvine	82 68
												298	H	UC Riverside	79 68
												307	H	Eastern Wash.	71 50
												309	A	Sacramento St.	82 87
												316	A	Weber St.	87 71
												327	A	Utah Valley	71 58
LAST 10 Division I															
228	A	Idaho St.	54 73	158	A	Northern Ariz.	76 84								
316	A	Weber St.	87 71	228	H	Idaho St.	72 65								
106	H	Idaho	56 71	96	A	Montana St.	65 91								
307	H	Eastern Wash.	71 50	189	A	Montana	74 81								
309	A	Sacramento St.	82 87	184	H	Portland St.	71 58								

Non-Div I Games:

Southern Utah

■ Loss,
 ■ Non-Conf,
 ■ S Site,
 ■ Home
 ■ A Away
 N Neutral

DIV. I ONLY				Through Games of Feb. 17, 1918						
Average RPI Win:	227	WON-LOST	WINNING	LAST 10	STRENGTH OF	OPP. STRENGTH	TEAM	ADJ.	CONF.	ADJ CONF.
Average RPI Loss:	152	RECORD	PCT. RANK	GAMES	SCHEDULE	OF SCHEDULE	RPI	RPI	RPI	RPI
DIV. I ONLY	5- 16	300	2-8	139	214	289	289	12	12	
DIV. I NON-CONF.	3- 10	282	0-2	156	289	299	299	12	12	

TOTALS	RPI 1-25		RPI 26-50		W-L RECORDS		RPI 51-100		RPI 101-150	RPI 150+
5- 16	0- 0		0- 1		OVERALL		0- 3		0- 5	5- 7
4- 7	0- 0		0- 1		HOME		0- 1		0- 2	4- 3
0- 8	0- 0		0- 0		AWAY		0- 2		0- 3	0- 3
1- 1	0- 0		0- 0		NEUTRAL		0- 0		0- 0	1- 1
3- 10	0- 0		0- 1		NON-CONFERENCE		0- 2		0- 2	3- 5
2- 5	0- 0		0- 1		HOME		0- 1		0- 1	2- 2
0- 4	0- 0		0- 0		AWAY		0- 1		0- 1	0- 2
1- 1	0- 0		0- 0		NEUTRAL		0- 0		0- 0	1- 1
2- 6	0- 0		0- 0		CONFERENCE		0- 1		0- 3	2- 2
2- 2	0- 0		0- 0		HOME		0- 0		0- 1	2- 1
0- 4	0- 0		0- 0		AWAY		0- 1		0- 2	0- 1
0- 0	0- 0		0- 0		NEUTRAL		0- 0		0- 0	0- 0

RPI 1-25				RPI 26-50				RPI 51-100				RPI 101+				Team's RPI: 289	
RPI	S	Opponent	Score	RPI	S	Opponent	Score	RPI	S	Opponent	Score	RPI	S	Opponent	Score		
				44	H	St. John's (NY)	56 68	76	A	Bucknell	60 68	110	A	Duquesne	39 58		
								93	H	Buffalo	36 46	112	A	Fordham	53 79		
								94	A	Saint Louis	51 72	115	A	Kent St.	58 81		
												142	H	Cornell	42 70		
												143	H	Massachusetts	52 62		
												174	N	Saint Mary's (CA)	57 72		
												177	H	Rhode Island	64 59		
												186	A	Binghamton	67 78		
												195	H	Cleveland St.	62 65		
												197	N	Wright St.	57 56		
												198	H	Akron	54 63		
												204	A	La Salle	61 67		
												205	H	Saint Joseph's	60 61		
												235	H	George Mason	62 47		
												246	H	Niagara	71 67		
												281	H	Oakland	80 66		
												341	A	Canisius	82 84		
LAST 10 Division I																	
				110	A	Duquesne	39 58	235	H	George Mason	62 47						
				177	H	Rhode Island	64 59	143	H	Massachusetts	52 62						
				205	H	Saint Joseph's	60 61	112	A	Fordham	53 79						
				204	A	La Salle	61 67	142	H	Cornell	42 70						
				94	A	Saint Louis	51 72	174	N	Saint Mary's (CA)	57 72						

Non-Div I Games:

St. Bonaventure

■ Loss, ■ Non-Conf, S Site, H Home A Away N Neutral

St. Francis Brooklyn

Through Games Of Feb. 1, 2020

Average RPI Win:	298	WON-LOST	WINNING	LAST 10	STRENGTH OF	OPP. STRENGTH	TEAM	ADJ.	CONF.	ADJ CONF.
Average RPI Loss:	183	RECORD	PCT. RANK	GAMES	SCHEDULE	OF SCHEDULE	RPI	RPI	RPI	RPI
DIV. I ONLY	5- 14	292	2-8	238	320	308	308	30	30	
DIV. I NON-CONF.	3- 7	252	0-1	174	243	251	251	30	30	
TOTALS	RPI 1-25	RPI 26-50	W-L RECORDS	RPI 51-100	RPI 101-150	RPI 150+				
5- 14	0- 1	0- 1	OVERALL	0- 2	0- 3	5- 7				
4- 4	0- 0	0- 0	HOME	0- 1	0- 1	4- 2				
1- 8	0- 1	0- 1	AWAY	0- 1	0- 1	1- 4				
0- 2	0- 0	0- 0	NEUTRAL	0- 0	0- 1	0- 1				
3- 7	0- 1	0- 1	NON-CONFERENCE	0- 2	0- 1	3- 2				
2- 1	0- 0	0- 0	HOME	0- 1	0- 0	2- 0				
1- 4	0- 1	0- 1	AWAY	0- 1	0- 0	1- 1				
0- 2	0- 0	0- 0	NEUTRAL	0- 0	0- 1	0- 1				
2- 7	0- 0	0- 0	CONFERENCE	0- 0	0- 2	2- 5				
2- 3	0- 0	0- 0	HOME	0- 0	0- 1	2- 2				
0- 4	0- 0	0- 0	AWAY	0- 0	0- 1	0- 3				
0- 0	0- 0	0- 0	NEUTRAL	0- 0	0- 0	0- 0				

RPI 1-25				RPI 26-50				RPI 51-100				RPI 101+ Team's RPI: 308			
RPI	S	Opponent	Score	RPI	S	Opponent	Score	RPI	S	Opponent	Score	RPI	S	Opponent	Score
19	A	Princeton	44 76	37	A	Marquette	71 92	64	A	Boston College	69 106	111	N	Pacific	62 71
								84	H	Stony Brook	73 86	150	A	Robert Morris	44 69
												150	H	Robert Morris	59 70
												224	A	Mt. St. Mary's	60 69
												248	A	Saint Francis (PA)	72 82
												248	H	Saint Francis (PA)	59 67
												269	A	Wagner	66 74
												274	H	Loyola Maryland	89 78
												282	H	Sacred Heart	71 70
												286	H	Army West Point	70 64
												292	N	Ga. Southern	47 78
												312	A	Albany (NY)	49 41
												330	A	NJIT	69 88
												331	H	Fairleigh Dickinson	57 62
												335	H	LIU Brooklyn	88 63
LAST 10 Division I															
282	H	Sacred Heart	71 70	150	A	Robert Morris	44 69								
150	H	Robert Morris	59 70	248	A	Saint Francis (PA)	72 82								
248	H	Saint Francis (PA)	59 67	335	H	LIU Brooklyn	88 63								
224	A	Mt. St. Mary's	60 69	331	H	Fairleigh Dickinson	57 62								
269	A	Wagner	66 74	292	N	Ga. Southern	47 78								

Non-Div I Games: East Stroudsburg 84 62

St. Francis Brooklyn

Loss, Non-Conf, S Site, H Home A Away N Neutral

Average RPI Win:	155	WON-LOST	WINNING	LAST 10	STRENGTH OF	OPP. STRENGTH	TEAM	ADJ.	CONF.	ADJ CONF.
Average RPI Loss:	65	RECORD	PCT. RANK	GAMES	SCHEDULE	OF SCHEDULE	RPI	RPI	RPI	RPI
DIV. I ONLY	13- 8	102	6-4	44	80	44	44	6	6	
DIV. I NON-CONF.	7- 4	100	0	31	176	44	44	6	6	
TOTALS	RPI 1-25	RPI 26-50	W-L RECORDS	RPI 51-100	RPI 101-150	RPI 150+				
13- 8	0- 2	2- 2	OVERALL	3- 3	2- 0	6- 1				
8- 1	0- 0	1- 0	HOME	1- 1	2- 0	4- 0				
5- 6	0- 2	1- 2	AWAY	2- 1	0- 0	2- 1				
0- 1	0- 0	0- 0	NEUTRAL	0- 1	0- 0	0- 0				
7- 4	0- 1	1- 1	NON-CONFERENCE	1- 1	1- 0	4- 1				
5- 0	0- 0	0- 0	HOME	1- 0	1- 0	3- 0				
2- 3	0- 1	1- 1	AWAY	0- 0	0- 0	1- 1				
0- 1	0- 0	0- 0	NEUTRAL	0- 1	0- 0	0- 0				
6- 4	0- 1	1- 1	CONFERENCE	2- 2	1- 0	2- 0				
3- 1	0- 0	1- 0	HOME	0- 1	1- 0	1- 0				
3- 3	0- 1	0- 1	AWAY	2- 1	0- 0	1- 0				
0- 0	0- 0	0- 0	NEUTRAL	0- 0	0- 0	0- 0				

RPI 1-25				RPI 26-50				Team's RPI: 44	RPI 51-100				RPI 101+			
RPI	S	Opponent	Score	RPI	S	Opponent	Score		RPI	S	Opponent	Score	RPI	S	Opponent	Score
20	A	DePaul	69 74	28	H	Creighton	63 58		54	N	IUPUI	78 85	134	H	Providence	64 58
23	A	Florida St.	70 74	35	A	Yale	80 66		79	A	Villanova	64 66	143	H	Massachusetts	82 71
				37	A	Marquette	85 94		79	H	Villanova	62 67	162	H	Lafayette	76 44
				43	A	James Madison	73 76		80	A	Seton Hall	82 66	182	A	UNLV	75 79
									89	H	Wake Forest	82 74	207	H	Fairfield	71 69
									95	A	Butler	67 42	229	H	Georgetown	71 54
													240	A	Xavier	75 67
													286	H	Army West Point	96 60
													289	A	St. Bonaventure	68 56
LAST 10 Division I																
79	A	Villanova	64 66	37	A	Marquette	85 94									
80	A	Seton Hall	82 66	79	H	Villanova	62 67									
28	H	Creighton	63 58	229	H	Georgetown	71 54									
134	H	Providence	64 58	95	A	Butler	67 42									
20	A	DePaul	69 74	240	A	Xavier	75 67									

Non-Div I Games:

St. John's (NY)

■ Loss,
 ■ Non-Conf,
 ■ S Site,
 ■ H Home
 ■ A Away
 N Neutral

Stanford

Through Games Of Feb. 1, 2020

Average RPI Win: 119	WON-LOST	WINNING	LAST 10	STRENGTH OF	OPP. STRENGTH	TEAM	ADJ.	CONF.	ADJ CONF.
Average RPI Loss: 18	RECORD	PCT. RANK	GAMES	SCHEDULE	OF SCHEDULE	RPI	RPI	RPI	RPI
DIV. I ONLY	19- 2	9	9-1	30	7	4	4	1	1
DIV. I NON-CONF.	11- 1	13	1-0	48	33	8	8	1	1
TOTALS	RPI 1-25	RPI 26-50	W-L RECORDS	RPI 51-100	RPI 101-150	RPI 150+			
19- 2	3- 1	2- 1	OVERALL	3- 0	6- 0	5- 0			
12- 0	1- 0	2- 0	HOME	3- 0	3- 0	3- 0			
4- 2	1- 1	0- 1	AWAY	0- 0	2- 0	1- 0			
3- 0	1- 0	0- 0	NEUTRAL	0- 0	1- 0	1- 0			
11- 1	2- 0	2- 1	NON-CONFERENCE	1- 0	1- 0	5- 0			
7- 0	1- 0	2- 0	HOME	1- 0	0- 0	3- 0			
1- 1	0- 0	0- 1	AWAY	0- 0	0- 0	1- 0			
3- 0	1- 0	0- 0	NEUTRAL	0- 0	1- 0	1- 0			
8- 1	1- 1	0- 0	CONFERENCE	2- 0	5- 0	0- 0			
5- 0	0- 0	0- 0	HOME	2- 0	3- 0	0- 0			
3- 1	1- 1	0- 0	AWAY	0- 0	2- 0	0- 0			
0- 0	0- 0	0- 0	NEUTRAL	0- 0	0- 0	0- 0			

RPI	S	Opponent	Score	RPI	S	Opponent	Score	RPI	S	Opponent	Score	RPI	S	Opponent	Score
1	A	Oregon	55 87	33	H	Ohio St.	71 52	51	H	Colorado	76 68	105	N	Syracuse	77 59
6	H	Gonzaga	76 70	34	A	Texas	64 69	82	H	Washington St.	77 58	107	H	Utah	82 49
12	A	Oregon St.	61 58	47	H	Tennessee	78 51	93	H	Buffalo	88 69	108	A	Washington	58 41
14	N	Mississippi St.	67 62									108	H	Washington	77 56
												137	A	California	79 65
												137	H	California	73 40
												171	H	UC Davis	67 55
												220	A	San Francisco	97 71
												221	H	Northern Colo.	90 36
												301	N	California Baptist	83 78
												307	H	Eastern Wash.	92 27
LAST 10 Division I															
108	A	Washington	58 41	137	A	California	79 65								
107	H	Utah	82 49	137	H	California	73 40								
51	H	Colorado	76 68	108	H	Washington	77 56								
12	A	Oregon St.	61 58	82	H	Washington St.	77 58								
1	A	Oregon	55 87	171	H	UC Davis	67 55								

Non-Div I Games:

Stanford

■ Loss,
 ■ Non-Conf,
 ■ S Site,
 ■ Home
 ■ A Away
 N Neutral

Average RPI Win: 275	WON-LOST	WINNING	LAST 10	STRENGTH OF	OPP. STRENGTH	TEAM	ADJ.	CONF.	ADJ CONF.
Average RPI Loss: 126	RECORD	PCT. RANK	GAMES	SCHEDULE	OF SCHEDULE	RPI	RPI	RPI	RPI
DIV. I ONLY	6- 12	260	3-7	178	190	251	251	16	16
DIV. I NON-CONF.	3- 7	252	0-2	124	216	237	237	15	15
TOTALS	RPI 1-25	RPI 26-50	W-L RECORDS	RPI 51-100	RPI 101-150	RPI 150+			
6- 12	0- 1	0- 2	OVERALL	0- 1	0- 3	6- 5			
3- 5	0- 0	0- 1	HOME	0- 0	0- 2	3- 2			
3- 6	0- 1	0- 1	AWAY	0- 1	0- 1	3- 2			
0- 1	0- 0	0- 0	NEUTRAL	0- 0	0- 0	0- 1			
3- 7	0- 1	0- 1	NON-CONFERENCE	0- 1	0- 2	3- 2			
2- 2	0- 0	0- 0	HOME	0- 0	0- 1	2- 1			
1- 4	0- 1	0- 1	AWAY	0- 1	0- 1	1- 0			
0- 1	0- 0	0- 0	NEUTRAL	0- 0	0- 0	0- 1			
3- 5	0- 0	0- 1	CONFERENCE	0- 0	0- 1	3- 3			
1- 3	0- 0	0- 1	HOME	0- 0	0- 1	1- 1			
2- 2	0- 0	0- 0	AWAY	0- 0	0- 0	2- 2			
0- 0	0- 0	0- 0	NEUTRAL	0- 0	0- 0	0- 0			

RPI 1-25				RPI 26-50				RPI 51-100				RPI 101+ Team's RPI: 251			
RPI	S	Opponent	Score	RPI	S	Opponent	Score	RPI	S	Opponent	Score	RPI	S	Opponent	Score
21	A	Kentucky	48 67	29	H	FGCU	47 89	61	A	UCF	40 66	103	A	Penn	41 81
				47	A	Tennessee	46 73					109	H	Liberty	48 57
												123	H	Holy Cross	63 75
												152	H	Bethune-Cookman	55 59
												166	A	North Ala.	57 68
												191	A	Jacksonville	52 57
												218	A	Kennesaw St.	67 61
												244	H	Tulsa	66 60
												248	N	Saint Francis (PA)	73 78
												253	A	Morehead St.	58 55
												266	A	Lipscomb	48 34
												266	H	Lipscomb	59 65
												330	H	NJIT	72 49
												341	H	Canisius	68 52
LAST 10 Division I															
266	A	Lipscomb	48 34	29	H	FGCU	47 89	266	H	Lipscomb	59 65				
330	H	NJIT	72 49					218	A	Kennesaw St.	67 61				
109	H	Liberty	48 57					123	H	Holy Cross	63 75				
166	A	North Ala.	57 68					152	H	Bethune-Cookman	55 59				
191	A	Jacksonville	52 57												

Non-Div I Games: Palm Beach Atl. 77 46 Trinity Baptist 116 40 Fla. National 80 37

Stetson

Stony Brook

Through Games Of Feb. 1, 2020

Average RPI Win:	258	WON-LOST	WINNING	LAST 10	STRENGTH OF	OPP. STRENGTH	TEAM	ADJ.	CONF.	ADJ CONF.
Average RPI Loss:	41	RECORD	PCT. RANK	GAMES	SCHEDULE	OF SCHEDULE	RPI	RPI	RPI	RPI
DIV. I ONLY	20- 1	3	10-0	333	287	84	84	28	28	
DIV. I NON-CONF.	11- 1	13	1-0	300	259	77	77	27	27	

TOTALS	RPI 1-25	RPI 26-50	W-L RECORDS	RPI 51-100	RPI 101-150	RPI 150+
20- 1	0- 0	0- 1	OVERALL	1- 0	0- 0	19- 0
9- 0	0- 0	0- 0	HOME	1- 0	0- 0	8- 0
9- 1	0- 0	0- 1	AWAY	0- 0	0- 0	9- 0
2- 0	0- 0	0- 0	NEUTRAL	0- 0	0- 0	2- 0
11- 1	0- 0	0- 1	NON-CONFERENCE	1- 0	0- 0	10- 0
4- 0	0- 0	0- 0	HOME	1- 0	0- 0	3- 0
5- 1	0- 0	0- 1	AWAY	0- 0	0- 0	5- 0
2- 0	0- 0	0- 0	NEUTRAL	0- 0	0- 0	2- 0
9- 0	0- 0	0- 0	CONFERENCE	0- 0	0- 0	9- 0
5- 0	0- 0	0- 0	HOME	0- 0	0- 0	5- 0
4- 0	0- 0	0- 0	AWAY	0- 0	0- 0	4- 0
0- 0	0- 0	0- 0	NEUTRAL	0- 0	0- 0	0- 0

RPI 1-25	RPI 26-50	RPI 51-100	Team's RPI: 84	RPI 101+
RPI S Opponent Score	RPI S Opponent Score	RPI S Opponent Score		RPI S Opponent Score
	41 A Arkansas 58 88	76 H Bucknell 78 73		151 N Western Mich. 50 47
				186 A Binghamton 67 60
				203 H UMass Lowell 60 41
				215 H Manhattan 59 54
				233 N Morgan St. 63 56
				238 H Iona 59 40
				247 H Maine 73 69
				269 A Wagner 66 45
				273 A Pittsburgh 59 56
				275 A New Hampshire 53 44
				282 H Sacred Heart 54 50
				295 H Vermont 67 49
				302 A UMBC 66 49
				302 H UMBC 57 45
				308 A St. Francis Brooklyn 86 73
				310 A Hofstra 81 38
				312 A Albany (NY) 73 53
				335 A LIU Brooklyn 80 49
				346 H Hartford 66 55
LAST 10 Division I				
	302 A UMBC 66 49	275 A New Hampshire 53 44		
	203 H UMass Lowell 60 41	295 H Vermont 67 49		
	186 A Binghamton 67 60	247 H Maine 73 69		
	312 A Albany (NY) 73 53	302 H UMBC 57 45		
	346 H Hartford 66 55	76 H Bucknell 78 73		

Non-Div I Games: Molloy 66 49

Stony Brook

Loss, Non-Conf, S Site, H Home A Away N Neutral

Syracuse

Through Games Of Feb. 1, 2020

Average RPI Win:	171	WON-LOST	WINNING	LAST 10	STRENGTH OF	OPP. STRENGTH	TEAM	ADJ.	CONF.	ADJ CONF.
Average RPI Loss:	47	RECORD	PCT. RANK	GAMES	SCHEDULE	OF SCHEDULE	RPI	RPI	RPI	RPI
DIV. I ONLY	10- 10	178	4-6	49	14	105	105	5	5	
DIV. I NON-CONF.	6- 5	151	0-1	80	32	118	118	3	3	
TOTALS	RPI 1-25	RPI 26-50	W-L RECORDS	RPI 51-100	RPI 101-150	RPI 150+				
10- 10	1- 3	1- 3	OVERALL	1- 3	3- 1	4- 0				
7- 3	1- 1	1- 1	HOME	1- 1	1- 0	3- 0				
1- 4	0- 1	0- 1	AWAY	0- 2	0- 0	1- 0				
2- 3	0- 1	0- 1	NEUTRAL	0- 0	2- 1	0- 0				
6- 5	0- 2	0- 2	NON-CONFERENCE	1- 0	2- 1	3- 0				
4- 1	0- 1	0- 0	HOME	1- 0	0- 0	3- 0				
0- 1	0- 0	0- 1	AWAY	0- 0	0- 0	0- 0				
2- 3	0- 1	0- 1	NEUTRAL	0- 0	2- 1	0- 0				
4- 5	1- 1	1- 1	CONFERENCE	0- 3	1- 0	1- 0				
3- 2	1- 0	1- 1	HOME	0- 1	1- 0	0- 0				
1- 3	0- 1	0- 0	AWAY	0- 2	0- 0	1- 0				
0- 0	0- 0	0- 0	NEUTRAL	0- 0	0- 0	0- 0				

RPI 1-25				RPI 26-50				RPI 51-100				RPI 101+ Team's RPI: 105			
RPI	S	Opponent	Score	RPI	S	Opponent	Score	RPI	S	Opponent	Score	RPI	S	Opponent	Score
1	H	Oregon	64 81	35	H	Virginia Tech	67 65	55	A	Miami (FL)	62 77	104	N	Michigan St.	77 63
3	A	Louisville	58 62	38	H	Duke	58 88	63	H	Georgia Tech	64 82	126	H	Notre Dame	74 63
4	N	Stanford	59 77	40	N	West Virginia	69 71	68	H	Ohio	66 54	133	N	Green Bay	73 79
23	H	Florida St.	90 89	46	A	Michigan	76 84	89	A	Wake Forest	60 65	146	N	Houston	87 62
LAST 10 Division I															
35	H	Virginia Tech	67 65	55	A	Miami (FL)	62 77	126	H	Notre Dame	74 63	273	A	Pittsburgh	69 51
89	A	Wake Forest	60 65	23	H	Florida St.	90 89	3	A	Louisville	58 62	302	H	UMBC	82 48
38	H	Duke	58 88	40	N	West Virginia	69 71	49	N	Michigan St.	77 63	312	H	Albany (NY)	75 53
273	A	Pittsburgh	69 51	63	H	Georgia Tech	64 82	55	A	Miami (FL)	62 77	323	H	UMES	65 50

Non-Div I Games:

Syracuse

■ Loss,
■ Non-Conf,
■ S Site,
■ H Home
■ A Away
N Neutral

Average RPI Win:	132	WON-LOST	WINNING	LAST 10	STRENGTH OF	OPP. STRENGTH	TEAM	ADJ.	CONF.	ADJ CONF.
Average RPI Loss:	53	RECORD	PCT. RANK	GAMES	SCHEDULE	OF SCHEDULE	RPI	RPI	RPI	RPI
DIV. I ONLY	16- 4	34	7-3	31	30	22	22	3	3	
DIV. I NON-CONF.	9- 2	38	0-1	115	64	31	31	4	4	
TOTALS	RPI 1-25	RPI 26-50	W-L RECORDS	RPI 51-100	RPI 101-150	RPI 150+				
16- 4	0- 2	4- 0	OVERALL	3- 1	5- 1	4- 0				
10- 2	0- 1	1- 0	HOME	2- 0	5- 1	2- 0				
6- 2	0- 1	3- 0	AWAY	1- 1	0- 0	2- 0				
0- 0	0- 0	0- 0	NEUTRAL	0- 0	0- 0	0- 0				
9- 2	0- 1	0- 0	NON-CONFERENCE	1- 1	4- 0	4- 0				
7- 0	0- 0	0- 0	HOME	1- 0	4- 0	2- 0				
2- 2	0- 1	0- 0	AWAY	0- 1	0- 0	2- 0				
0- 0	0- 0	0- 0	NEUTRAL	0- 0	0- 0	0- 0				
7- 2	0- 1	4- 0	CONFERENCE	2- 0	1- 1	0- 0				
3- 2	0- 1	1- 0	HOME	1- 0	1- 1	0- 0				
4- 0	0- 0	3- 0	AWAY	1- 0	0- 0	0- 0				
0- 0	0- 0	0- 0	NEUTRAL	0- 0	0- 0	0- 0				

RPI 1-25				RPI 26-50				RPI 51-100				RPI 101+			
RPI	S	Opponent	Score	RPI	S	Opponent	Score	RPI	S	Opponent	Score	RPI	S	Opponent	Score
5	H	Baylor	57 66	34	A	Texas	65 63	55	A	Iowa St.	77 74	102	H	Boise St.	77 65
16	A	Texas A&M	68 70	40	H	West Virginia	73 60	59	A	Middle Tenn.	70 82	129	H	Auburn	80 65
				45	A	Oklahoma	82 63	68	H	Ohio	79 72	132	H	Texas Tech	76 80
				48	A	Oklahoma St.	72 68	100	H	Kansas	73 59	136	H	Kansas St.	65 61
												142	H	Cornell	59 49
												150	H	Robert Morris	66 61
												216	A	SMU	57 56
												276	H	Texas St.	79 52
												286	A	Army West Point	66 52
												288	H	Nicholls St.	72 47
LAST 10 Division I															
136	H	Kansas St.	65 61	55	A	Iowa St.	77 74								
48	A	Oklahoma St.	72 68	100	H	Kansas	73 59								
40	H	West Virginia	73 60	132	H	Texas Tech	76 80								
5	H	Baylor	57 66	34	A	Texas	65 63								
45	A	Oklahoma	82 63	59	A	Middle Tenn.	70 82								

Non-Div I Games:

TCU

Average RPI Win:	149	WON-LOST	WINNING	LAST 10	STRENGTH OF	OPP. STRENGTH	TEAM	ADJ.	CONF.	ADJ CONF.
Average RPI Loss:	74	RECORD	PCT. RANK	GAMES	SCHEDULE	OF SCHEDULE	RPI	RPI	RPI	RPI
DIV. I ONLY	13- 8	102	7-3	26	77	53	53	9	9	
DIV. I NON-CONF.	8- 5	117	2-1	28	66	59	59	9	9	
TOTALS	RPI 1-25	RPI 26-50	W-L RECORDS	RPI 51-100	RPI 101-150	RPI 150+				
13- 8	0- 2	0- 2	OVERALL	4- 2	3- 0	6- 2				
8- 3	0- 2	0- 1	HOME	3- 0	2- 0	3- 0				
5- 3	0- 0	0- 0	AWAY	1- 1	1- 0	3- 2				
0- 2	0- 0	0- 1	NEUTRAL	0- 1	0- 0	0- 0				
8- 5	0- 1	0- 2	NON-CONFERENCE	2- 1	2- 0	4- 1				
5- 2	0- 1	0- 1	HOME	1- 0	2- 0	2- 0				
3- 1	0- 0	0- 0	AWAY	1- 0	0- 0	2- 1				
0- 2	0- 0	0- 1	NEUTRAL	0- 1	0- 0	0- 0				
5- 3	0- 1	0- 0	CONFERENCE	2- 1	1- 0	2- 1				
3- 1	0- 1	0- 0	HOME	2- 0	0- 0	1- 0				
2- 2	0- 0	0- 0	AWAY	0- 1	1- 0	1- 1				
0- 0	0- 0	0- 0	NEUTRAL	0- 0	0- 0	0- 0				

RPI 1-25				RPI 26-50				RPI 51-100 Team's RPI: 53				RPI 101+			
RPI	S	Opponent	Score	RPI	S	Opponent	Score	RPI	S	Opponent	Score	RPI	S	Opponent	Score
2	H	South Carolina	71 78	28	N	Creighton	59 69	58	N	North Carolina	58 71	103	H	Penn	76 72
9	H	UConn	54 83	29	H	FGCU	67 93	61	H	UCF	67 65	110	H	Duquesne	85 72
								76	A	Bucknell	72 61	146	A	Houston	61 58
								77	H	South Fla.	69 66	167	A	Wichita St.	70 72
								79	H	Villanova	74 69	168	A	Towson	74 59
								97	A	Cincinnati	81 86	204	A	La Salle	72 69
												205	A	Saint Joseph's	63 67
												207	H	Fairfield	77 59
												216	H	SMU	85 62
												240	H	Xavier	78 65
												244	A	Tulsa	74 65
LAST 10 Division I															
				61	H	UCF	67 65	216	H	SMU	85 62				
				97	A	Cincinnati	81 86	146	A	Houston	61 58				
				103	H	Penn	76 72	244	A	Tulsa	74 65				
				167	A	Wichita St.	70 72	204	A	La Salle	72 69				
				77	H	South Fla.	69 66	29	H	FGCU	67 93				

Non-Div I Games:

Temple

Tennessee

Through Games Of Feb. 1, 2020

Average RPI Win:	197	WON-LOST	WINNING	LAST 10	STRENGTH OF	OPP. STRENGTH	TEAM	ADJ.	CONF.	ADJ CONF.
Average RPI Loss:	17	RECORD	PCT. RANK	GAMES	SCHEDULE	OF SCHEDULE	RPI	RPI	RPI	RPI
DIV. I ONLY	17- 4	31	8-2	164	62	47	47	4	4	
DIV. I NON-CONF.	10- 3	58	1-1	257	161	104	104	5	5	
TOTALS	RPI 1-25	RPI 26-50	W-L RECORDS	RPI 51-100	RPI 101-150	RPI 150+				
17- 4	1- 3	0- 1	OVERALL	3- 0	3- 0	10- 0				
11- 1	1- 0	0- 1	HOME	2- 0	1- 0	7- 0				
6- 3	0- 3	0- 0	AWAY	1- 0	2- 0	3- 0				
0- 0	0- 0	0- 0	NEUTRAL	0- 0	0- 0	0- 0				
10- 3	0- 2	0- 1	NON-CONFERENCE	0- 0	1- 0	9- 0				
7- 1	0- 0	0- 1	HOME	0- 0	0- 0	7- 0				
3- 2	0- 2	0- 0	AWAY	0- 0	1- 0	2- 0				
0- 0	0- 0	0- 0	NEUTRAL	0- 0	0- 0	0- 0				
7- 1	1- 1	0- 0	CONFERENCE	3- 0	2- 0	1- 0				
4- 0	1- 0	0- 0	HOME	2- 0	1- 0	0- 0				
3- 1	0- 1	0- 0	AWAY	1- 0	1- 0	1- 0				
0- 0	0- 0	0- 0	NEUTRAL	0- 0	0- 0	0- 0				

RPI 1-25				RPI 26-50				Team's RPI: 47	RPI 51-100				RPI 101+			
RPI	S	Opponent	Score	RPI	S	Opponent	Score		RPI	S	Opponent	Score	RPI	S	Opponent	Score
4	A	Stanford	51 78	34	H	Texas	60 66		69	H	Alabama	65 63	126	A	Notre Dame	74 63
9	A	UConn	45 60						75	H	Georgia	73 56	139	A	Florida	78 50
21	A	Kentucky	76 80						92	A	Vanderbilt	78 69	145	H	Missouri	77 66
24	H	LSU	63 58										184	A	Portland St.	88 61
													211	H	Central Ark.	63 36
													251	H	Stetson	73 46
													259	A	ETSU	72 68
													262	H	Howard	88 38
													267	H	Colorado St.	79 41
													268	A	Ole Miss	84 28
													314	H	Air Force	81 54
													317	H	Ark.-Pine Bluff	92 51
													339	H	Tennessee St.	73 43
LAST 10 Division I																
				92	A	Vanderbilt	78 69		75	H	Georgia	73 56				
				24	H	LSU	63 58		268	A	Ole Miss	84 28				
				9	A	UConn	45 60		21	A	Kentucky	76 80				
				69	H	Alabama	65 63		145	H	Missouri	77 66				
				139	A	Florida	78 50		262	H	Howard	88 38				

Non-Div I Games:

Tennessee

■ Loss,
 ■ Non-Conf, S Site,
 ■ Home
 ■ Away
 N Neutral

Tennessee St.

Through Games Of Feb. 1, 2020

Average RPI Win:	0	WON-LOST	WINNING	LAST 10	STRENGTH OF	OPP. STRENGTH	TEAM	ADJ.	CONF.	ADJ CONF.
Average RPI Loss:	195	RECORD	PCT. RANK	GAMES	SCHEDULE	OF SCHEDULE	RPI	RPI	RPI	RPI
DIV. I ONLY	0- 18	349	0-10	161	317	339	339	20	20	
DIV. I NON-CONF.	0- 8	338	0	103	279	321	321	23	23	
TOTALS	RPI 1-25	RPI 26-50	W-L RECORDS	RPI 51-100	RPI 101-150	RPI 150+				
0- 18	0- 0	0- 2	OVERALL	0- 2	0- 1	0- 13				
0- 9	0- 0	0- 0	HOME	0- 1	0- 0	0- 8				
0- 9	0- 0	0- 2	AWAY	0- 1	0- 1	0- 5				
0- 0	0- 0	0- 0	NEUTRAL	0- 0	0- 0	0- 0				
0- 8	0- 0	0- 2	NON-CONFERENCE	0- 1	0- 0	0- 5				
0- 5	0- 0	0- 0	HOME	0- 1	0- 0	0- 4				
0- 3	0- 0	0- 2	AWAY	0- 0	0- 0	0- 1				
0- 0	0- 0	0- 0	NEUTRAL	0- 0	0- 0	0- 0				
0- 10	0- 0	0- 0	CONFERENCE	0- 1	0- 1	0- 8				
0- 4	0- 0	0- 0	HOME	0- 0	0- 0	0- 4				
0- 6	0- 0	0- 0	AWAY	0- 1	0- 1	0- 4				
0- 0	0- 0	0- 0	NEUTRAL	0- 0	0- 0	0- 0				

RPI 1-25				RPI 26-50				RPI 51-100				RPI 101+ Team's RPI: 339			
RPI	S	Opponent	Score	RPI	S	Opponent	Score	RPI	S	Opponent	Score	RPI	S	Opponent	Score
				27	A	Arizona	42 77	73	A	UT Martin	71 88	138	A	Southeast Mo. St.	54 83
				47	A	Tennessee	43 73	92	H	Vanderbilt	55 106	163	A	Tennessee Tech	47 88
												166	H	North Ala.	63 88
												169	H	Columbia	65 75
												195	A	Austin Peay	58 76
												208	A	Murray St.	62 100
												227	H	Eastern Ill.	52 73
												253	H	Morehead St.	47 84
												255	A	South Alabama	48 70
												266	H	Lipscomb	64 74
												279	H	Eastern Ky.	55 61
												305	A	Jacksonville St.	48 70
												321	H	Alcorn	57 62
												326	H	SIUE	63 76
LAST 10 Division I															
				163	A	Tennessee Tech	47 88	253	H	Morehead St.	47 84				
				305	A	Jacksonville St.	48 70	138	A	Southeast Mo. St.	54 83				
				208	A	Murray St.	62 100	73	A	UT Martin	71 88				
				195	A	Austin Peay	58 76	326	H	SIUE	63 76				
				279	H	Eastern Ky.	55 61	227	H	Eastern Ill.	52 73				

Non-Div I Games: Wilberforce 83 65 Fisk 91 50

Tennessee St.

Loss, Non-Conf, S Site, H Home A Away N Neutral

Tennessee Tech

Through Games Of Feb. 1, 2020

Average RPI Win:	270	WON-LOST	WINNING	LAST 10	STRENGTH OF	OPP. STRENGTH	TEAM	ADJ.	CONF.	ADJ CONF.
Average RPI Loss:	99	RECORD	PCT. RANK	GAMES	SCHEDULE	OF SCHEDULE	RPI	RPI	RPI	RPI
DIV. I ONLY	14- 5	45	9-1	344	153	163	163	20	20	
DIV. I NON-CONF.	5- 4	140	0	343	102	229	229	23	23	
TOTALS	RPI 1-25	RPI 26-50	W-L RECORDS	RPI 51-100	RPI 101-150	RPI 150+				
14- 5	0- 0	0- 0	OVERALL	0- 4	1- 0	13- 1				
7- 1	0- 0	0- 0	HOME	0- 1	0- 0	7- 0				
6- 3	0- 0	0- 0	AWAY	0- 3	1- 0	5- 0				
1- 1	0- 0	0- 0	NEUTRAL	0- 0	0- 0	1- 1				
5- 4	0- 0	0- 0	NON-CONFERENCE	0- 3	1- 0	4- 1				
2- 0	0- 0	0- 0	HOME	0- 0	0- 0	2- 0				
2- 3	0- 0	0- 0	AWAY	0- 3	1- 0	1- 0				
1- 1	0- 0	0- 0	NEUTRAL	0- 0	0- 0	1- 1				
9- 1	0- 0	0- 0	CONFERENCE	0- 1	0- 0	9- 0				
5- 1	0- 0	0- 0	HOME	0- 1	0- 0	5- 0				
4- 0	0- 0	0- 0	AWAY	0- 0	0- 0	4- 0				
0- 0	0- 0	0- 0	NEUTRAL	0- 0	0- 0	0- 0				

RPI 1-25			RPI 26-50			RPI 51-100			RPI 101+			Team's RPI: 163
RPI	S	Opponent	Score	RPI	S	Opponent	Score	RPI	S	Opponent	Score	
						59	A Middle Tenn.	58	64	148	A Samford	72 57
						65	H Belmont	47	59	188	N Northern Ill.	74 82
						91	A Southern Ill.	65	76	195	H Austin Peay	58 49
						92	A Vanderbilt	61	75	208	H Murray St.	77 72
										227	A Eastern Ill.	75 62
										253	A Morehead St.	75 55
										253	H Morehead St.	82 75
										266	H Lipscomb	78 58
										279	A Eastern Ky.	60 42
										279	H Eastern Ky.	87 82
										325	N Detroit Mercy	69 47
										326	A SIUE	65 50
										337	A Western Caro.	62 58
										339	H Tennessee St.	88 47
										348	H La.-Monroe	75 68
LAST 10 Division I												
						339	H Tennessee St.	88	47	326	A SIUE	65 50
						65	H Belmont	47	59	208	H Murray St.	77 72
						279	H Eastern Ky.	87	82	195	H Austin Peay	58 49
						253	H Morehead St.	82	75	253	A Morehead St.	75 55
						227	A Eastern Ill.	75	62	279	A Eastern Ky.	60 42

Non-Div I Games: Tenn. Wesleyan 94 45 Cumberland (TN) 88 51

Tennessee Tech

Loss, Non-Conf, S Site, H Home A Away N Neutral

Average RPI Win:	148	WON-LOST	WINNING	LAST 10	STRENGTH OF	OPP. STRENGTH	TEAM	ADJ.	CONF.	ADJ CONF.
Average RPI Loss:	55	RECORD	PCT. RANK	GAMES	SCHEDULE	OF SCHEDULE	RPI	RPI	RPI	RPI
DIV. I ONLY	14- 7	73	7-3	14	63	34	34	3	3	
DIV. I NON-CONF.	8- 4	90	1-0	68	163	70	70	4	4	
<hr/>										
TOTALS	RPI 1-25	RPI 26-50	W-L RECORDS	RPI 51-100	RPI 101-150	RPI 150+				
14- 7	1- 3	3- 2	OVERALL	3- 1	2- 0	5- 1				
8- 3	1- 2	0- 1	HOME	2- 0	1- 0	4- 0				
5- 3	0- 0	3- 1	AWAY	1- 1	1- 0	0- 1				
1- 1	0- 1	0- 0	NEUTRAL	0- 0	0- 0	1- 0				
8- 4	1- 1	1- 1	NON-CONFERENCE	1- 1	0- 0	5- 1				
6- 1	1- 0	0- 1	HOME	1- 0	0- 0	4- 0				
1- 2	0- 0	1- 0	AWAY	0- 1	0- 0	0- 1				
1- 1	0- 1	0- 0	NEUTRAL	0- 0	0- 0	1- 0				
6- 3	0- 2	2- 1	CONFERENCE	2- 0	2- 0	0- 0				
2- 2	0- 2	0- 0	HOME	1- 0	1- 0	0- 0				
4- 1	0- 0	2- 1	AWAY	1- 0	1- 0	0- 0				
0- 0	0- 0	0- 0	NEUTRAL	0- 0	0- 0	0- 0				

RPI 1-25				RPI 26-50				Team's RPI: 34	RPI 51-100				RPI 101+			
RPI	S	Opponent	Score	RPI	S	Opponent	Score		RPI	S	Opponent	Score	RPI	S	Opponent	Score
4	H	Stanford	69 64	27	H	Arizona	58 83		55	A	Iowa St.	81 75	132	H	Texas Tech	92 66
5	H	Baylor	44 64	40	A	West Virginia	63 68		68	H	Ohio	73 60	136	A	Kansas St.	71 63
18	N	NC State	73 84	45	A	Oklahoma	70 53		77	A	South Fla.	57 64	193	A	Hawaii	60 73
22	H	TCU	63 65	47	A	Tennessee	66 60		100	H	Kansas	85 77	242	H	Southern U.	93 39
				48	A	Oklahoma St.	61 56						256	N	North Texas	63 57
<hr/>																
LAST 10 Division I																
				5	H	Baylor	44 64		132	H	Texas Tech	92 66				
				45	A	Oklahoma	70 53		40	A	West Virginia	63 68				
				48	A	Oklahoma St.	61 56		55	A	Iowa St.	81 75				
				100	H	Kansas	85 77		22	H	TCU	63 65				
				136	A	Kansas St.	71 63		342	H	Northwestern St.	91 49				

Non-Div I Games:

Texas

Average RPI Win:	119	WON-LOST	WINNING	LAST 10	STRENGTH OF	OPP. STRENGTH	TEAM	ADJ.	CONF.	ADJ CONF.
Average RPI Loss:	23	RECORD	PCT. RANK	GAMES	SCHEDULE	OF SCHEDULE	RPI	RPI	RPI	RPI
DIV. I ONLY	18- 3	17	8-2	27	19	16	16	4	4	
DIV. I NON-CONF.	12- 1	9	2-0	35	21	7	7	5	5	
TOTALS	RPI 1-25	RPI 26-50	W-L RECORDS	RPI 51-100	RPI 101-150	RPI 150+				
18- 3	1- 3	3- 0	OVERALL	6- 0	4- 0	4- 0				
12- 1	1- 1	2- 0	HOME	1- 0	4- 0	4- 0				
4- 1	0- 1	1- 0	AWAY	3- 0	0- 0	0- 0				
2- 1	0- 1	0- 0	NEUTRAL	2- 0	0- 0	0- 0				
12- 1	1- 1	2- 0	NON-CONFERENCE	4- 0	2- 0	3- 0				
8- 0	1- 0	2- 0	HOME	0- 0	2- 0	3- 0				
2- 0	0- 0	0- 0	AWAY	2- 0	0- 0	0- 0				
2- 1	0- 1	0- 0	NEUTRAL	2- 0	0- 0	0- 0				
6- 2	0- 2	1- 0	CONFERENCE	2- 0	2- 0	1- 0				
4- 1	0- 1	0- 0	HOME	1- 0	2- 0	1- 0				
2- 1	0- 1	1- 0	AWAY	1- 0	0- 0	0- 0				
0- 0	0- 0	0- 0	NEUTRAL	0- 0	0- 0	0- 0				

RPI 1-25				RPI 26-50				RPI 51-100				RPI 101+			
RPI	S	Opponent	Score	RPI	S	Opponent	Score	RPI	S	Opponent	Score	RPI	S	Opponent	Score
21	A	Kentucky	54 76	38	H	Duke	79 58	63	N	Georgia Tech	60 48	121	H	A&M-Corpus Christi	85 48
22	H	TCU	70 68	41	A	Arkansas	84 77	69	A	Alabama	79 74	139	H	Florida	69 42
23	N	Florida St.	58 80	48	H	Oklahoma St.	74 62	75	H	Georgia	64 63	145	H	Missouri	72 53
24	H	LSU	54 57					88	A	Southern California	74 64	146	H	Houston	72 43
								96	N	Montana St.	78 67	176	H	Little Rock	78 35
								98	A	Rice	62 61	211	H	Central Ark.	76 46
												268	H	Ole Miss	79 35
												296	H	Prairie View	80 38
LAST 10 Division I															
75	H	Georgia	64 63	24	H	LSU	54 57	268	H	Ole Miss	79 35				
145	H	Missouri	72 53	41	A	Arkansas	84 77	121	H	A&M-Corpus Christi	85 48				
69	A	Alabama	79 74	96	N	Montana St.	78 67								
139	H	Florida	69 42												
21	A	Kentucky	54 76												

Non-Div I Games:

Texas A&M

Average RPI Win:	250	WON-LOST	WINNING	LAST 10	STRENGTH OF	OPP. STRENGTH	TEAM	ADJ.	CONF.	ADJ CONF.
Average RPI Loss:	71	RECORD	PCT. RANK	GAMES	SCHEDULE	OF SCHEDULE	RPI	RPI	RPI	RPI
DIV. I ONLY	12- 7	97	8-2	183	202	99	99	31	31	
DIV. I NON-CONF.	5- 6	187	1-1	16	28	47	47	29	29	
TOTALS	RPI 1-25	RPI 26-50	W-L RECORDS	RPI 51-100	RPI 101-150	RPI 150+				
12- 7	0- 2	0- 0	OVERALL	1- 2	2- 2	9- 1				
6- 0	0- 0	0- 0	HOME	1- 0	0- 0	5- 0				
6- 5	0- 2	0- 0	AWAY	0- 2	2- 0	4- 1				
0- 2	0- 0	0- 0	NEUTRAL	0- 0	0- 2	0- 0				
5- 6	0- 2	0- 0	NON-CONFERENCE	1- 2	2- 2	2- 0				
1- 0	0- 0	0- 0	HOME	1- 0	0- 0	0- 0				
4- 4	0- 2	0- 0	AWAY	0- 2	2- 0	2- 0				
0- 2	0- 0	0- 0	NEUTRAL	0- 0	0- 2	0- 0				
7- 1	0- 0	0- 0	CONFERENCE	0- 0	0- 0	7- 1				
5- 0	0- 0	0- 0	HOME	0- 0	0- 0	5- 0				
2- 1	0- 0	0- 0	AWAY	0- 0	0- 0	2- 1				
0- 0	0- 0	0- 0	NEUTRAL	0- 0	0- 0	0- 0				

RPI 1-25				RPI 26-50				RPI 51-100 Team's RPI: 99				RPI 101+			
RPI	S	Opponent	Score	RPI	S	Opponent	Score	RPI	S	Opponent	Score	RPI	S	Opponent	Score
1	A	Oregon	63 99					51	A	Colorado	50 74	107	N	Utah	52 61
6	A	Gonzaga	45 80					55	A	Iowa St.	59 79	113	A	UT Arlington	74 63
								98	H	Rice	63 56	116	N	UAB	68 84
												140	A	Tulane	72 62
												161	A	Jackson St.	79 81
												193	A	Hawaii	74 57
												242	H	Southern U.	61 56
												284	A	Alabama A&M	65 58
												296	H	Prairie View	88 65
												300	A	UTRGV	71 44
												317	H	Ark.-Pine Bluff	78 77
												321	H	Alcorn	105 70
												344	A	Grambling	89 85
												351	H	Mississippi Val.	88 58
LAST 10 Division I															
284	A	Alabama A&M	65 58	296	H	Prairie View	88 65								
317	H	Ark.-Pine Bluff	78 77	321	H	Alcorn	105 70								
351	H	Mississippi Val.	88 58	242	H	Southern U.	61 56								
344	A	Grambling	89 85	113	A	UT Arlington	74 63								
161	A	Jackson St.	79 81	116	N	UAB	68 84								

Non-Div I Games:

Texas Southern

Average RPI Win: 196	WON-LOST	WINNING	LAST 10	STRENGTH OF	OPP. STRENGTH	TEAM	ADJ.	CONF.	ADJ CONF.
Average RPI Loss: 184	RECORD	PCT. RANK	GAMES	SCHEDULE	OF SCHEDULE	RPI	RPI	RPI	RPI
DIV. I ONLY	6- 12	260	2-8	182	260	276	276	22	22
DIV. I NON-CONF.	5- 4	140	1-0	203	252	135	135	21	21
TOTALS	RPI 1-25	RPI 26-50	W-L RECORDS	RPI 51-100	RPI 101-150	RPI 150+			
6- 12	0- 1	0- 0	OVERALL	0- 2	2- 1	4- 8			
5- 4	0- 0	0- 0	HOME	0- 0	2- 0	3- 4			
1- 8	0- 1	0- 0	AWAY	0- 2	0- 1	1- 4			
0- 0	0- 0	0- 0	NEUTRAL	0- 0	0- 0	0- 0			
5- 4	0- 1	0- 0	NON-CONFERENCE	0- 1	1- 0	4- 2			
4- 0	0- 0	0- 0	HOME	0- 0	1- 0	3- 0			
1- 4	0- 1	0- 0	AWAY	0- 1	0- 0	1- 2			
0- 0	0- 0	0- 0	NEUTRAL	0- 0	0- 0	0- 0			
1- 8	0- 0	0- 0	CONFERENCE	0- 1	1- 1	0- 6			
1- 4	0- 0	0- 0	HOME	0- 0	1- 0	0- 4			
0- 4	0- 0	0- 0	AWAY	0- 1	0- 1	0- 2			
0- 0	0- 0	0- 0	NEUTRAL	0- 0	0- 0	0- 0			

RPI 1-25				RPI 26-50				RPI 51-100				RPI 101+ Team's RPI: 276			
RPI	S	Opponent	Score	RPI	S	Opponent	Score	RPI	S	Opponent	Score	RPI	S	Opponent	Score
22	A	TCU	52 79					62	A	Troy	50 84	113	H	UT Arlington	72 55
								100	A	Kansas	48 68	121	H	A&M-Corpus Christi	57 48
												127	A	Coastal Caro.	67 75
												154	H	Louisiana	67 73
												159	H	New Orleans	51 49
												164	A	Dartmouth	61 51
												176	H	Little Rock	66 78
												202	H	Arkansas St.	53 56
												233	A	Morgan St.	62 72
												252	A	Oral Roberts	57 63
												255	A	South Alabama	76 78
												278	A	Appalachian St.	65 73
												299	H	UTSA	74 69
												321	H	Alcorn	67 59
												348	H	La.-Monroe	55 58
LAST 10 Division I															
113	H	UT Arlington	72 55	278	A	Appalachian St.	65 73	127	A	Coastal Caro.	67 75				
255	A	South Alabama	76 78	62	A	Troy	50 84	202	H	Arkansas St.	53 56				
62	A	Troy	50 84	154	H	Louisiana	67 73	176	H	Little Rock	66 78				
154	H	Louisiana	67 73	348	H	La.-Monroe	55 58	321	H	Alcorn	67 59				

Non-Div I Games: Texas Lutheran 72 31 Tex. Permian Basin 83 45

Texas St.

Average RPI Win:	231	WON-LOST	WINNING	LAST 10	STRENGTH OF	OPP. STRENGTH	TEAM	ADJ.	CONF.	ADJ CONF.
Average RPI Loss:	66	RECORD	PCT. RANK	GAMES	SCHEDULE	OF SCHEDULE	RPI	RPI	RPI	RPI
DIV. I ONLY	14- 5	45	5-5	281	106	132	132	3	3	
DIV. I NON-CONF.	11- 0	1	2-0	350	338	165	165	4	4	
TOTALS	RPI 1-25	RPI 26-50	W-L RECORDS	RPI 51-100	RPI 101-150	RPI 150+				
14- 5	1- 1	2- 1	OVERALL	0- 2	2- 1	9- 0				
11- 2	0- 0	2- 0	HOME	0- 1	1- 1	8- 0				
2- 3	1- 1	0- 1	AWAY	0- 1	1- 0	0- 0				
1- 0	0- 0	0- 0	NEUTRAL	0- 0	0- 0	1- 0				
11- 0	0- 0	0- 0	NON-CONFERENCE	0- 0	2- 0	9- 0				
9- 0	0- 0	0- 0	HOME	0- 0	1- 0	8- 0				
1- 0	0- 0	0- 0	AWAY	0- 0	1- 0	0- 0				
1- 0	0- 0	0- 0	NEUTRAL	0- 0	0- 0	1- 0				
3- 5	1- 1	2- 1	CONFERENCE	0- 2	0- 1	0- 0				
2- 2	0- 0	2- 0	HOME	0- 1	0- 1	0- 0				
1- 3	1- 1	0- 1	AWAY	0- 1	0- 0	0- 0				
0- 0	0- 0	0- 0	NEUTRAL	0- 0	0- 0	0- 0				

RPI 1-25				RPI 26-50				RPI 51-100				RPI 101+ Team's RPI: 132			
RPI	S	Opponent	Score	RPI	S	Opponent	Score	RPI	S	Opponent	Score	RPI	S	Opponent	Score
5	A	Baylor	79 87	34	A	Texas	66 92	55	H	Iowa St.	66 96	118	A	San Diego	64 60
22	A	TCU	80 76	45	H	Oklahoma	89 84	100	A	Kansas	50 67	136	H	Kansas St.	72 76
				48	H	Oklahoma St.	109 79					144	H	Sam Houston St.	99 57
												268	H	Ole Miss	84 48
												296	H	Prairie View	82 48
												299	H	UTSA	115 58
												311	H	Houston Baptist	59 51
												317	H	Ark.-Pine Bluff	81 55
												320	N	Purdue Fort Wayne	82 48
												342	H	Northwestern St.	79 49
												348	H	La.-Monroe	83 38
												349	H	Florida A&M	98 60
LAST 10 Division I															
48	H	Oklahoma St.	109 79	136	H	Kansas St.	72 76								
5	A	Baylor	79 87	22	A	TCU	80 76								
45	H	Oklahoma	89 84	55	H	Iowa St.	66 96								
100	A	Kansas	50 67	299	H	UTSA	115 58								
34	A	Texas	66 92	348	H	La.-Monroe	83 38								

Non-Div I Games:

Texas Tech

■ Loss,
 ■ Non-Conf, S Site,
 ■ Home
 ■ Away
 N Neutral

Average RPI Win: 199	WON-LOST	WINNING	LAST 10	STRENGTH OF	OPP. STRENGTH	TEAM	ADJ.	CONF.	ADJ CONF.
Average RPI Loss: 118	RECORD	PCT. RANK	GAMES	SCHEDULE	OF SCHEDULE	RPI	RPI	RPI	RPI
DIV. I ONLY	10- 9	162	7-3	163	131	170	170	10	10
DIV. I NON-CONF.	5- 6	187	2-0	232	211	221	221	10	10
TOTALS	RPI 1-25	RPI 26-50	W-L RECORDS	RPI 51-100	RPI 101-150	RPI 150+			
10- 9	0- 1	0- 0	OVERALL	2- 2	2- 2	6- 4			
6- 4	0- 0	0- 0	HOME	2- 1	1- 0	3- 3			
3- 4	0- 1	0- 0	AWAY	0- 0	0- 2	3- 1			
1- 1	0- 0	0- 0	NEUTRAL	0- 1	1- 0	0- 0			
5- 6	0- 0	0- 0	NON-CONFERENCE	1- 2	1- 2	3- 2			
2- 3	0- 0	0- 0	HOME	1- 1	0- 0	1- 2			
2- 2	0- 0	0- 0	AWAY	0- 0	0- 2	2- 0			
1- 1	0- 0	0- 0	NEUTRAL	0- 1	1- 0	0- 0			
5- 3	0- 1	0- 0	CONFERENCE	1- 0	1- 0	3- 2			
4- 1	0- 0	0- 0	HOME	1- 0	1- 0	2- 1			
1- 2	0- 1	0- 0	AWAY	0- 0	0- 0	1- 1			
0- 0	0- 0	0- 0	NEUTRAL	0- 0	0- 0	0- 0			

RPI 1-25				RPI 26-50				RPI 51-100				RPI 101+ Team's RPI: 170			
RPI	S	Opponent	Score	RPI	S	Opponent	Score	RPI	S	Opponent	Score	RPI	S	Opponent	Score
17	A	Central Mich.	66 73					62	N	Troy	64 71	110	A	Duquesne	74 79
								65	H	Belmont	53 48	111	N	Pacific	66 65
								85	H	Dayton	42 60	115	H	Kent St.	69 60
								93	H	Buffalo	71 59	126	A	Notre Dame	51 54
												151	A	Western Mich.	72 84
												157	H	Valparaiso	54 61
												173	H	Eastern Mich.	62 77
												181	H	Memphis	76 83
												188	A	Northern Ill.	63 51
												198	H	Akron	65 61
												226	H	Bowling Green	79 72
												325	A	Detroit Mercy	82 64
												328	A	Georgia St.	74 48
												341	H	Canisius	83 65
LAST 10 Division I															
				115	H	Kent St.	69 60					188	A	Northern Ill.	63 51
				173	H	Eastern Mich.	62 77					93	H	Buffalo	71 59
				17	A	Central Mich.	66 73					151	A	Western Mich.	72 84
				226	H	Bowling Green	79 72					341	H	Canisius	83 65
				198	H	Akron	65 61					111	N	Pacific	66 65

Non-Div I Games:

Toledo

Average RPI Win:	209	WON-LOST	WINNING	LAST 10	STRENGTH OF	OPP. STRENGTH	TEAM	ADJ.	CONF.	ADJ CONF.
Average RPI Loss:	114	RECORD	PCT. RANK	GAMES	SCHEDULE	OF SCHEDULE	RPI	RPI	RPI	RPI
DIV. I ONLY	9- 9	178	6-4	137	103	168	168	14	14	
DIV. I NON-CONF.	4- 6	212	1-1	159	45	217	217	13	13	
TOTALS	RPI 1-25	RPI 26-50	W-L RECORDS	RPI 51-100	RPI 101-150	RPI 150+				
9- 9	0- 1	1- 1	OVERALL	0- 2	1- 2	7- 3				
6- 4	0- 0	1- 0	HOME	0- 1	1- 1	4- 2				
2- 4	0- 0	0- 1	AWAY	0- 1	0- 1	2- 1				
1- 1	0- 1	0- 0	NEUTRAL	0- 0	0- 0	1- 0				
4- 6	0- 1	0- 1	NON-CONFERENCE	0- 1	0- 1	4- 2				
3- 2	0- 0	0- 0	HOME	0- 1	0- 0	3- 1				
0- 3	0- 0	0- 1	AWAY	0- 0	0- 1	0- 1				
1- 1	0- 1	0- 0	NEUTRAL	0- 0	0- 0	1- 0				
5- 3	0- 0	1- 0	CONFERENCE	0- 1	1- 1	3- 1				
3- 2	0- 0	1- 0	HOME	0- 0	1- 1	1- 1				
2- 1	0- 0	0- 0	AWAY	0- 1	0- 0	2- 0				
0- 0	0- 0	0- 0	NEUTRAL	0- 0	0- 0	0- 0				

RPI 1-25				RPI 26-50				RPI 51-100				RPI 101+ Team's RPI: 168			
RPI	S	Opponent	Score	RPI	S	Opponent	Score	RPI	S	Opponent	Score	RPI	S	Opponent	Score
8	N	Iowa	72 100	39	A	Rutgers	53 67	53	H	Temple	59 74	118	A	San Diego	67 81
				43	H	James Madison	76 75	72	A	Drexel	50 59	128	H	Northeastern	81 68
												147	H	William & Mary	75 83
												155	H	Elon	61 74
												183	H	American	63 60
												190	H	Penn St.	67 73
												224	H	Mt. St. Mary's	73 57
												238	N	Iona	75 58
												243	A	San Diego St.	72 80
												249	A	UNCW	62 41
												250	A	Col. of Charleston	79 62
												257	H	Marshall	59 56
												310	H	Hofstra	84 71
LAST 10 Division I															
				72	A	Drexel	50 59	43	H	James Madison	76 75				
				310	H	Hofstra	84 71	147	H	William & Mary	75 83				
				128	H	Northeastern	81 68	155	H	Elon	61 74				
				249	A	UNCW	62 41	257	H	Marshall	59 56				
				250	A	Col. of Charleston	79 62	39	A	Rutgers	53 67				

Non-Div I Games: Chestnut Hill 86 49

Towson

Loss, Non-Conf, S Site, H Home A Away N Neutral

Average RPI Win:	226	WON-LOST	WINNING	LAST 10	STRENGTH OF	OPP. STRENGTH	TEAM	ADJ.	CONF.	ADJ CONF.
Average RPI Loss:	69	RECORD	PCT. RANK	GAMES	SCHEDULE	OF SCHEDULE	RPI	RPI	RPI	RPI
DIV. I ONLY	15- 3	25	9-1	201	213	62	62	22	22	
DIV. I NON-CONF.	7- 2	54	1-0	119	115	34	34	21	21	
TOTALS	RPI 1-25	RPI 26-50	W-L RECORDS	RPI 51-100	RPI 101-150	RPI 150+				
15- 3	0- 1	0- 1	OVERALL	0- 0	4- 0	11- 1				
7- 1	0- 0	0- 0	HOME	0- 0	2- 0	5- 1				
6- 2	0- 1	0- 1	AWAY	0- 0	1- 0	5- 0				
2- 0	0- 0	0- 0	NEUTRAL	0- 0	1- 0	1- 0				
7- 2	0- 1	0- 1	NON-CONFERENCE	0- 0	2- 0	5- 0				
2- 0	0- 0	0- 0	HOME	0- 0	0- 0	2- 0				
3- 2	0- 1	0- 1	AWAY	0- 0	1- 0	2- 0				
2- 0	0- 0	0- 0	NEUTRAL	0- 0	1- 0	1- 0				
8- 1	0- 0	0- 0	CONFERENCE	0- 0	2- 0	6- 1				
5- 1	0- 0	0- 0	HOME	0- 0	2- 0	3- 1				
3- 0	0- 0	0- 0	AWAY	0- 0	0- 0	3- 0				
0- 0	0- 0	0- 0	NEUTRAL	0- 0	0- 0	0- 0				

RPI 1-25				RPI 26-50				RPI 51-100				RPI 101+			
RPI	S	Opponent	Score	RPI	S	Opponent	Score	RPI	S	Opponent	Score	RPI	S	Opponent	Score
14	A	Mississippi St.	82 122	38	A	Duke	85 99					113	H	UT Arlington	85 69
												115	N	Kent St.	71 64
												127	H	Coastal Caro.	84 77
												148	A	Samford	74 65
												152	A	Bethune-Cookman	68 62
												154	H	Louisiana	73 79
												170	N	Toledo	71 64
												219	A	Chattanooga	90 51
												255	H	South Alabama	85 68
												259	H	ETSU	79 61
												276	H	Texas St.	84 50
												278	H	Appalachian St.	84 55
												292	A	Ga. Southern	79 69
												305	H	Jacksonville St.	94 64
												328	A	Georgia St.	71 57
												348	A	La.-Monroe	72 65
LAST 10 Division I															
255	H	South Alabama	85 68	154	H	Louisiana	73 79								
113	H	UT Arlington	85 69	348	A	La.-Monroe	72 65								
276	H	Texas St.	84 50	278	H	Appalachian St.	84 55								
328	A	Georgia St.	71 57	127	H	Coastal Caro.	84 77								
292	A	Ga. Southern	79 69	115	N	Kent St.	71 64								

Non-Div I Games: AUM 72 42 Fort Valley St. 101 52

Troy

Tulane

Through Games Of Feb. 1, 2020

Average RPI Win:	181	WON-LOST	WINNING	LAST 10	STRENGTH OF	OPP. STRENGTH	TEAM	ADJ.	CONF.	ADJ CONF.
Average RPI Loss:	91	RECORD	PCT. RANK	GAMES	SCHEDULE	OF SCHEDULE	RPI	RPI	RPI	RPI
DIV. I ONLY	12- 10	158	8-2	101	78	140	140	9	9	
DIV. I NON-CONF.	5- 8	221	1-0	88	49	196	196	9	9	
TOTALS	RPI 1-25	RPI 26-50	W-L RECORDS	RPI 51-100	RPI 101-150	RPI 150+				
12- 10	0- 1	0- 0	OVERALL	2- 7	1- 1	9- 1				
7- 7	0- 1	0- 0	HOME	2- 4	0- 1	5- 1				
5- 1	0- 0	0- 0	AWAY	0- 1	1- 0	4- 0				
0- 2	0- 0	0- 0	NEUTRAL	0- 2	0- 0	0- 0				
5- 8	0- 1	0- 0	NON-CONFERENCE	0- 6	1- 0	4- 1				
3- 6	0- 1	0- 0	HOME	0- 4	0- 0	3- 1				
2- 0	0- 0	0- 0	AWAY	0- 0	1- 0	1- 0				
0- 2	0- 0	0- 0	NEUTRAL	0- 2	0- 0	0- 0				
7- 2	0- 0	0- 0	CONFERENCE	2- 1	0- 1	5- 0				
4- 1	0- 0	0- 0	HOME	2- 0	0- 1	2- 0				
3- 1	0- 0	0- 0	AWAY	0- 1	0- 0	3- 0				
0- 0	0- 0	0- 0	NEUTRAL	0- 0	0- 0	0- 0				

RPI 1-25				RPI 26-50				RPI 51-100				RPI 101+ Team's RPI: 140			
RPI	S	Opponent	Score	RPI	S	Opponent	Score	RPI	S	Opponent	Score	RPI	S	Opponent	Score
24	H	LSU	54 59					51	H	Colorado	52 62	108	A	Washington	64 62
								59	H	Middle Tenn.	62 64	146	H	Houston	60 66
								61	H	UCF	60 59	161	H	Jackson St.	82 46
								64	N	Boston College	76 89	167	A	Wichita St.	61 56
								67	N	Charlotte	56 60	181	H	Memphis	59 55
								69	H	Alabama	56 66	194	A	Southern Miss.	62 58
								77	A	South Fla.	56 63	211	H	Central Ark.	65 38
								97	H	Cincinnati	64 59	216	A	SMU	67 66
								99	H	Texas Southern	62 72	244	A	Tulsa	50 46
												244	H	Tulsa	64 62
												255	H	South Alabama	53 62
												292	H	Ga. Southern	56 40
LAST 10 Division I															
146	H	Houston	60 66	216	A	SMU	67 66								
244	A	Tulsa	50 46	181	H	Memphis	59 55								
77	A	South Fla.	56 63	244	H	Tulsa	64 62								
61	H	UCF	60 59	167	A	Wichita St.	61 56								
97	H	Cincinnati	64 59	292	H	Ga. Southern	56 40								

Non-Div I Games:

Tulane

Loss, Non-Conf, S Site, H Home A Away N Neutral

Average RPI Win:	248	WON-LOST	WINNING	LAST 10	STRENGTH OF	OPP. STRENGTH	TEAM	ADJ.	CONF.	ADJ CONF.
Average RPI Loss:	113	RECORD	PCT. RANK	GAMES	SCHEDULE	OF SCHEDULE	RPI	RPI	RPI	RPI
DIV. I ONLY	6- 16	291	2-8	91	104	244	244	9	9	
DIV. I NON-CONF.	5- 8	221	1-0	93	183	195	195	9	9	
TOTALS	RPI 1-25	RPI 26-50	W-L RECORDS	RPI 51-100	RPI 101-150	RPI 150+				
6- 16	0- 1	0- 4	OVERALL	0- 2	0- 4	6- 5				
5- 5	0- 0	0- 1	HOME	0- 2	0- 2	5- 0				
1- 9	0- 1	0- 1	AWAY	0- 0	0- 2	1- 5				
0- 2	0- 0	0- 2	NEUTRAL	0- 0	0- 0	0- 0				
5- 8	0- 0	0- 4	NON-CONFERENCE	0- 0	0- 2	5- 2				
4- 2	0- 0	0- 1	HOME	0- 0	0- 1	4- 0				
1- 4	0- 0	0- 1	AWAY	0- 0	0- 1	1- 2				
0- 2	0- 0	0- 2	NEUTRAL	0- 0	0- 0	0- 0				
1- 8	0- 1	0- 0	CONFERENCE	0- 2	0- 2	1- 3				
1- 3	0- 0	0- 0	HOME	0- 2	0- 1	1- 0				
0- 5	0- 1	0- 0	AWAY	0- 0	0- 1	0- 3				
0- 0	0- 0	0- 0	NEUTRAL	0- 0	0- 0	0- 0				

RPI	S	Opponent	Score	RPI	S	Opponent	Score	RPI	S	Opponent	Score	RPI	S	Opponent	Score	Team's RPI: 244
9	A	UConn	34 92	32	N	Western Ky.	63 76	53	H	Temple	65 74	117	H	SFA	63 67	
				37	N	Marquette	60 61	77	H	South Fla.	52 68	120	A	Abilene Christian	63 73	
				41	A	Arkansas	41 91					140	A	Tulane	62 64	
				48	H	Oklahoma St.	48 78					140	H	Tulane	46 50	
												167	A	Wichita St.	46 57	
												176	A	Little Rock	51 63	
												181	A	Memphis	44 63	
												202	H	Arkansas St.	79 77	
												216	A	SMU	38 57	
												231	A	UTEP	58 51	
												251	A	Stetson	60 66	
												252	H	Oral Roberts	67 65	
												263	H	LMU (CA)	75 56	
												267	H	Colorado St.	61 55	
												271	H	East Carolina	58 56	
LAST 10 Division I																
				181	A	Memphis	44 63	167	A	Wichita St.	46 57					
				140	H	Tulane	46 50	77	H	South Fla.	52 68					
				216	A	SMU	38 57	140	A	Tulane	62 64					
				271	H	East Carolina	58 56	53	H	Temple	65 74					
				9	A	UConn	34 92	231	A	UTEP	58 51					

Non-Div I Games:

Tulsa

Average RPI Win:	210	WON-LOST	WINNING	LAST 10	STRENGTH OF	OPP. STRENGTH	TEAM	ADJ.	CONF.	ADJ CONF.
Average RPI Loss:	105	RECORD	PCT. RANK	GAMES	SCHEDULE	OF SCHEDULE	RPI	RPI	RPI	RPI
DIV. I ONLY	13- 7	86	7-3	170	127	116	116	13	13	
DIV. I NON-CONF.	6- 4	123	0	214	114	149	149	14	14	
TOTALS	RPI 1-25	RPI 26-50	W-L RECORDS	RPI 51-100	RPI 101-150	RPI 150+				
13- 7	0- 0	1- 2	OVERALL	1- 2	2- 1	9- 2				
9- 2	0- 0	1- 0	HOME	0- 1	2- 1	6- 0				
3- 4	0- 0	0- 2	AWAY	0- 0	0- 0	3- 2				
1- 1	0- 0	0- 0	NEUTRAL	1- 1	0- 0	0- 0				
6- 4	0- 0	0- 1	NON-CONFERENCE	1- 1	2- 1	3- 1				
4- 1	0- 0	0- 0	HOME	0- 0	2- 1	2- 0				
1- 2	0- 0	0- 1	AWAY	0- 0	0- 0	1- 1				
1- 1	0- 0	0- 0	NEUTRAL	1- 1	0- 0	0- 0				
7- 3	0- 0	1- 1	CONFERENCE	0- 1	0- 0	6- 1				
5- 1	0- 0	1- 0	HOME	0- 1	0- 0	4- 0				
2- 2	0- 0	0- 1	AWAY	0- 0	0- 0	2- 1				
0- 0	0- 0	0- 0	NEUTRAL	0- 0	0- 0	0- 0				

RPI S	Opponent	Score	RPI S	Opponent	Score	RPI S	Opponent	Score	RPI S	Opponent	Score	Team's RPI: 116
31	H Old Dominion	76 65	51	N Colorado	69 77	102	H Boise St.	81 83				
32	A Western Ky.	65 69	67	H Charlotte	75 83	129	H Auburn	80 75				
45	A Oklahoma	75 82	99	N Texas Southern	84 68	148	H Samford	76 69				
						178	H Fla. Atlantic	92 73				
						181	A Memphis	52 77				
						194	A Southern Miss.	74 68				
						231	H UTEP	63 51				
						234	A Louisiana Tech	71 51				
						255	H South Alabama	77 61				
						257	A Marshall	56 61				
						283	H FIU	71 58				
						299	H UTSA	94 55				
						321	A Alcorn	86 65				
						332	H McNeese	97 70				
LAST 10 Division I												
231	H UTEP	63 51	283	H FIU	71 58							
299	H UTSA	94 55	257	A Marshall	56 61							
234	A Louisiana Tech	71 51	32	A Western Ky.	65 69							
194	A Southern Miss.	74 68	31	H Old Dominion	76 65							
178	H Fla. Atlantic	92 73	67	H Charlotte	75 83							

Non-Div I Games: Ala.-Huntsville 74 57 Tuskegee 103 60

UAB

Loss, Non-Conf, S Site, H Home A Away N Neutral

Average RPI Win:	243	WON-LOST	WINNING	LAST 10	STRENGTH OF	OPP. STRENGTH	TEAM	ADJ.	CONF.	ADJ CONF.
Average RPI Loss:	143	RECORD	PCT. RANK	GAMES	SCHEDULE	OF SCHEDULE	RPI	RPI	RPI	RPI
DIV. I ONLY	10- 9	162	6-4	205	200	171	171	27	27	
DIV. I NON-CONF.	4- 8	235	0-3	121	146	215	215	26	26	
TOTALS	RPI 1-25	RPI 26-50	W-L RECORDS	RPI 51-100	RPI 101-150	RPI 150+				
10- 9	0- 1	0- 0	OVERALL	0- 3	0- 0	10- 5				
7- 2	0- 0	0- 0	HOME	0- 0	0- 0	7- 2				
3- 7	0- 1	0- 0	AWAY	0- 3	0- 0	3- 3				
0- 0	0- 0	0- 0	NEUTRAL	0- 0	0- 0	0- 0				
4- 8	0- 1	0- 0	NON-CONFERENCE	0- 3	0- 0	4- 4				
3- 2	0- 0	0- 0	HOME	0- 0	0- 0	3- 2				
1- 6	0- 1	0- 0	AWAY	0- 3	0- 0	1- 2				
0- 0	0- 0	0- 0	NEUTRAL	0- 0	0- 0	0- 0				
6- 1	0- 0	0- 0	CONFERENCE	0- 0	0- 0	6- 1				
4- 0	0- 0	0- 0	HOME	0- 0	0- 0	4- 0				
2- 1	0- 0	0- 0	AWAY	0- 0	0- 0	2- 1				
0- 0	0- 0	0- 0	NEUTRAL	0- 0	0- 0	0- 0				

RPI 1-25				RPI 26-50				RPI 51-100				RPI 101+ Team's RPI: 171			
RPI	S	Opponent	Score	RPI	S	Opponent	Score	RPI	S	Opponent	Score	RPI	S	Opponent	Score
4	A	Stanford	55 67					60	A	Minnesota	67 76	158	A	Northern Ariz.	71 61
								71	A	Fresno St.	65 73	172	H	Boston U.	75 68
								96	A	Montana St.	65 77	174	A	Saint Mary's (CA)	74 83
												184	H	Portland St.	70 76
												185	H	Santa Clara	61 62
												193	H	Hawaii	62 49
												214	A	Pepperdine	67 70
												220	H	San Francisco	79 67
												260	H	Long Beach St.	57 55
												264	A	UC Santa Barbara	56 46
												264	H	UC Santa Barbara	66 63
												272	H	CSUN	61 39
												298	A	UC Riverside	70 75
												309	H	Sacramento St.	77 75
												315	A	Cal Poly	42 36
LAST 10 Division I															
264	H	UC Santa Barbara	66 63	193	H	Hawaii	62 49								
272	H	CSUN	61 39	298	A	UC Riverside	70 75								
315	A	Cal Poly	42 36	4	A	Stanford	55 67								
264	A	UC Santa Barbara	56 46	214	A	Pepperdine	67 70								
260	H	Long Beach St.	57 55	60	A	Minnesota	67 76								

Non-Div I Games: William Jessup 96 32

UC Davis

Average RPI Win:	239	WON-LOST	WINNING	LAST 10	STRENGTH OF	OPP. STRENGTH	TEAM	ADJ.	CONF.	ADJ CONF.
Average RPI Loss:	189	RECORD	PCT. RANK	GAMES	SCHEDULE	OF SCHEDULE	RPI	RPI	RPI	RPI
DIV. I ONLY	5- 15	297	2-8	244	217	297	297	27	27	
DIV. I NON-CONF.	3- 10	282	0-3	142	174	267	267	26	26	
TOTALS	RPI 1-25	RPI 26-50	W-L RECORDS	RPI 51-100	RPI 101-150	RPI 150+				
5- 15	0- 1	0- 0	OVERALL	0- 3	1- 0	4- 11				
2- 4	0- 0	0- 0	HOME	0- 0	1- 0	1- 4				
2- 7	0- 1	0- 0	AWAY	0- 1	0- 0	2- 5				
1- 4	0- 0	0- 0	NEUTRAL	0- 2	0- 0	1- 2				
3- 10	0- 1	0- 0	NON-CONFERENCE	0- 3	1- 0	2- 6				
2- 1	0- 0	0- 0	HOME	0- 0	1- 0	1- 1				
0- 5	0- 1	0- 0	AWAY	0- 1	0- 0	0- 3				
1- 4	0- 0	0- 0	NEUTRAL	0- 2	0- 0	1- 2				
2- 5	0- 0	0- 0	CONFERENCE	0- 0	0- 0	2- 5				
0- 3	0- 0	0- 0	HOME	0- 0	0- 0	0- 3				
2- 2	0- 0	0- 0	AWAY	0- 0	0- 0	2- 2				
0- 0	0- 0	0- 0	NEUTRAL	0- 0	0- 0	0- 0				

RPI 1-25				RPI 26-50				RPI 51-100				RPI 101+ Team's RPI: 297			
RPI	S	Opponent	Score	RPI	S	Opponent	Score	RPI	S	Opponent	Score	RPI	S	Opponent	Score
12	A	Oregon St.	57 86					82	A	Washington St.	59 87	135	H	San Jose St.	79 77
								90	N	Davidson	72 78	166	N	North Ala.	60 88
								92	N	Vanderbilt	63 76	184	H	Portland St.	61 70
												184	N	Portland St.	83 75
												193	A	Hawaii	70 94
												216	A	SMU	56 59
												217	A	Southern Utah	68 82
												220	N	San Francisco	61 68
												260	H	Long Beach St.	46 56
												263	H	LMU (CA)	80 65
												264	H	UC Santa Barbara	61 65
												272	A	CSUN	62 70
												272	H	CSUN	51 56
												291	A	Denver	75 83
												298	A	UC Riverside	77 53
												315	A	Cal Poly	68 57
LAST 10 Division I															
298	A	UC Riverside	77 53	264	H	UC Santa Barbara	61 65								
193	A	Hawaii	70 94	272	A	CSUN	62 70								
260	H	Long Beach St.	46 56	216	A	SMU	56 59								
272	H	CSUN	51 56	220	N	San Francisco	61 68								
315	A	Cal Poly	68 57	92	N	Vanderbilt	63 76								

Non-Div I Games: Westcliff 93 41

UC Irvine

■ Loss,
 ■ Non-Conf,
 ■ S Site,
 ■ Home
 ■ A Away
 N Neutral

UC Riverside

Through Games Of Feb. 1, 2020

Average RPI Win:	264	WON-LOST	WINNING	LAST 10	STRENGTH OF	OPP. STRENGTH	TEAM	ADJ.	CONF.	ADJ CONF.
Average RPI Loss:	190	RECORD	PCT. RANK	GAMES	SCHEDULE	OF SCHEDULE	RPI	RPI	RPI	RPI
DIV. I ONLY	6- 15	286	3-7	250	223	298	298	27	27	
DIV. I NON-CONF.	4- 10	259	1-2	188	228	259	259	26	26	
TOTALS	RPI 1-25	RPI 26-50	W-L RECORDS	RPI 51-100	RPI 101-150	RPI 150+				
6- 15	0- 1	0- 1	OVERALL	0- 1	0- 2	6- 10				
5- 4	0- 0	0- 0	HOME	0- 1	0- 0	5- 3				
1- 11	0- 1	0- 1	AWAY	0- 0	0- 2	1- 7				
0- 0	0- 0	0- 0	NEUTRAL	0- 0	0- 0	0- 0				
4- 10	0- 1	0- 1	NON-CONFERENCE	0- 1	0- 2	4- 5				
3- 2	0- 0	0- 0	HOME	0- 1	0- 0	3- 1				
1- 8	0- 1	0- 1	AWAY	0- 0	0- 2	1- 4				
0- 0	0- 0	0- 0	NEUTRAL	0- 0	0- 0	0- 0				
2- 5	0- 0	0- 0	CONFERENCE	0- 0	0- 0	2- 5				
2- 2	0- 0	0- 0	HOME	0- 0	0- 0	2- 2				
0- 3	0- 0	0- 0	AWAY	0- 0	0- 0	0- 3				
0- 0	0- 0	0- 0	NEUTRAL	0- 0	0- 0	0- 0				

RPI 1-25				RPI 26-50				RPI 51-100				RPI 101+ Team's RPI: 298			
RPI	S	Opponent	Score	RPI	S	Opponent	Score	RPI	S	Opponent	Score	RPI	S	Opponent	Score
1	A	Oregon	41 84	27	A	Arizona	27 70	88	H	Southern California	59 76	101	A	VCU	51 67
												137	A	California	61 84
												171	H	UC Davis	75 70
												193	A	Hawaii	57 80
												193	H	Hawaii	59 65
												200	H	CSU Bakersfield	53 52
												201	A	New Mexico	70 80
												217	A	Southern Utah	68 79
												231	A	UTEP	50 63
												260	A	Long Beach St.	67 73
												264	H	UC Santa Barbara	66 61
												267	A	Colorado St.	40 52
												297	H	UC Irvine	53 77
												301	H	California Baptist	80 64
												315	A	Cal Poly	70 75
												316	H	Weber St.	54 64
												318	A	New Mexico St.	60 58
												327	H	Utah Valley	67 53
LAST 10 Division I															
297	H	UC Irvine	53 77	193	A	Hawaii	57 80								
260	A	Long Beach St.	67 73	171	H	UC Davis	75 70								
193	H	Hawaii	59 65	200	H	CSU Bakersfield	53 52								
315	A	Cal Poly	70 75	101	A	VCU	51 67								
264	H	UC Santa Barbara	66 61	217	A	Southern Utah	68 79								

Non-Div I Games:

UC Riverside

■ Loss,
 ■ Non-Conf,
 ■ S Site,
 ■ Home
 ■ A Away
 N Neutral

RPI 1-25				RPI 26-50				RPI 51-100				RPI 101+				Team's RPI: 264	
RPI	S	Opponent	Score	RPI	S	Opponent	Score	RPI	S	Opponent	Score	RPI	S	Opponent	Score		
				27	A	Arizona	42 61	88	H	Southern California	57 46	111	H	Pacific	53 63		
												117	N	SFA	56 67		
												135	H	San Jose St.	70 73		
												171	A	UC Davis	63 66		
												171	H	UC Davis	46 56		
												174	A	Saint Mary's (CA)	43 64		
												200	A	CSU Bakersfield	62 66		
												236	A	Cal St. Fullerton	75 66		
												236	H	Cal St. Fullerton	68 70		
												243	H	San Diego St.	64 52		
												254	A	Grand Canyon	57 58		
												297	A	UC Irvine	65 61		
												298	A	UC Riverside	61 66		
												301	A	California Baptist	81 85		
												315	H	Cal Poly	52 50		
												327	H	Utah Valley	59 51		
												347	N	Chicago St.	96 65		
LAST 10 Division I																	
				171	A	UC Davis	63 66	315	H	Cal Poly	52 50						
				236	A	Cal St. Fullerton	75 66	236	H	Cal St. Fullerton	68 70						
				171	H	UC Davis	46 56	27	A	Arizona	42 61						
				298	A	UC Riverside	61 66	254	A	Grand Canyon	57 58						
				297	A	UC Irvine	65 61	200	A	CSU Bakersfield	62 66						

Page 302

Average RPI Win:	180	WON-LOST	WINNING	LAST 10	STRENGTH OF	OPP. STRENGTH	TEAM	ADJ.	CONF.	ADJ CONF.
Average RPI Loss:	56	RECORD	PCT. RANK	GAMES	SCHEDULE	OF SCHEDULE	RPI	RPI	RPI	RPI
DIV. I ONLY	12- 8	114	6-4	33	86	61	61	9	9	
DIV. I NON-CONF.	8- 4	90	2-0	30	104	51	51	9	9	
TOTALS	RPI 1-25	RPI 26-50	W-L RECORDS	RPI 51-100	RPI 101-150	RPI 150+				
12- 8	1- 2	0- 2	OVERALL	1- 3	1- 1	9- 0				
10- 1	1- 1	0- 0	HOME	0- 0	0- 0	9- 0				
2- 5	0- 0	0- 1	AWAY	1- 3	1- 1	0- 0				
0- 2	0- 1	0- 1	NEUTRAL	0- 0	0- 0	0- 0				
8- 4	1- 1	0- 2	NON-CONFERENCE	0- 1	1- 0	6- 0				
7- 0	1- 0	0- 0	HOME	0- 0	0- 0	6- 0				
1- 2	0- 0	0- 1	AWAY	0- 1	1- 0	0- 0				
0- 2	0- 1	0- 1	NEUTRAL	0- 0	0- 0	0- 0				
4- 4	0- 1	0- 0	CONFERENCE	1- 2	0- 1	3- 0				
3- 1	0- 1	0- 0	HOME	0- 0	0- 0	3- 0				
1- 3	0- 0	0- 0	AWAY	1- 2	0- 1	0- 0				
0- 0	0- 0	0- 0	NEUTRAL	0- 0	0- 0	0- 0				

RPI 1-25				RPI 26-50				RPI 51-100 Team's RPI: 61				RPI 101+			
RPI	S	Opponent	Score	RPI	S	Opponent	Score	RPI	S	Opponent	Score	RPI	S	Opponent	Score
9	H	UConn	52 59	29	A	FGCU	50 72	53	A	Temple	65 67	117	A	SFA	63 57
10	N	UCLA	56 61	43	N	James Madison	43 46	65	A	Belmont	37 72	140	A	Tulane	59 60
17	H	Central Mich.	64 58					77	A	South Fla.	64 57	165	H	Quinnipiac	80 58
								97	A	Cincinnati	64 81	174	H	Saint Mary's (CA)	67 58
												181	H	Memphis	82 66
												197	H	Wright St.	69 53
												216	H	SMU	67 57
												222	H	Delaware	75 49
												251	H	Stetson	66 40
												271	H	East Carolina	91 55
												273	H	Pittsburgh	74 58
LAST 10 Division I															
216	H	SMU	67 57	9	H	UConn	52 59	97	A	Cincinnati	64 81				
53	A	Temple	65 67					271	H	East Carolina	91 55				
181	H	Memphis	82 66					17	H	Central Mich.	64 58				
140	A	Tulane	59 60					197	H	Wright St.	69 53				
77	A	South Fla.	64 57												

Non-Div I Games:

UCF

■ Loss,
 ■ Non-Conf,
 ■ S Site,
 ■ H Home
 ■ A Away
 N Neutral

Average RPI Win:	120	WON-LOST	WINNING	LAST 10	STRENGTH OF	OPP. STRENGTH	TEAM	ADJ.	CONF.	ADJ CONF.
Average RPI Loss:	58	RECORD	PCT. RANK	GAMES	SCHEDULE	OF SCHEDULE	RPI	RPI	RPI	RPI
DIV. I ONLY	18- 2	12	8-2	43	27	10	10	1	1	
DIV. I NON-CONF.	11- 0	1	1-0	136	47	13	13	1	1	
TOTALS	RPI 1-25	RPI 26-50	W-L RECORDS	RPI 51-100	RPI 101-150	RPI 150+				
18- 2	2- 0	3- 1	OVERALL	5- 1	3- 0	5- 0				
11- 0	1- 0	2- 0	HOME	2- 0	2- 0	4- 0				
6- 2	1- 0	1- 1	AWAY	2- 1	1- 0	1- 0				
1- 0	0- 0	0- 0	NEUTRAL	1- 0	0- 0	0- 0				
11- 0	1- 0	2- 0	NON-CONFERENCE	2- 0	1- 0	5- 0				
6- 0	0- 0	1- 0	HOME	0- 0	1- 0	4- 0				
4- 0	1- 0	1- 0	AWAY	1- 0	0- 0	1- 0				
1- 0	0- 0	0- 0	NEUTRAL	1- 0	0- 0	0- 0				
7- 2	1- 0	1- 1	CONFERENCE	3- 1	2- 0	0- 0				
5- 0	1- 0	1- 0	HOME	2- 0	1- 0	0- 0				
2- 2	0- 0	0- 1	AWAY	1- 1	1- 0	0- 0				
0- 0	0- 0	0- 0	NEUTRAL	0- 0	0- 0	0- 0				

RPI 1-25				RPI 26-50				RPI 51-100				RPI 101+			
RPI	S	Opponent	Score	RPI	S	Opponent	Score	RPI	S	Opponent	Score	RPI	S	Opponent	Score
13	A	Indiana	68 58	27	A	Arizona	66 92	51	A	Colorado	65 62	107	A	Utah	84 54
25	H	Arizona St.	68 66	27	H	Arizona	70 58	61	N	UCF	61 56	108	H	Washington	85 80
				35	H	Yale	100 65	75	A	Georgia	59 50	111	H	Pacific	68 57
				42	A	Virginia	73 62	82	H	Washington St.	66 50	221	H	Northern Colo.	92 58
								88	A	Southern California	68 70	260	H	Long Beach St.	86 51
								88	H	Southern California	83 59	263	H	LMU (CA)	74 52
												272	A	CSUN	58 44
												316	H	Weber St.	85 45
LAST 10 Division I															
27	A	Arizona	66 92	107	A	Utah	84 54								
82	H	Washington St.	66 50	27	H	Arizona	70 58								
108	H	Washington	85 80	25	H	Arizona St.	68 66								
88	A	Southern California	68 70	88	H	Southern California	83 59								
51	A	Colorado	65 62	13	A	Indiana	68 58								

Non-Div I Games:

UCLA

Average RPI Win:	113	WON-LOST	WINNING	LAST 10	STRENGTH OF	OPP. STRENGTH	TEAM	ADJ.	CONF.	ADJ CONF.
Average RPI Loss:	5	RECORD	PCT. RANK	GAMES	SCHEDULE	OF SCHEDULE	RPI	RPI	RPI	RPI
DIV. I ONLY	19- 1	6	9-1	52	3	9	9	9	9	9
DIV. I NON-CONF.	10- 1	19	1-1	17	1	3	3	9	9	9
TOTALS	RPI 1-25	RPI 26-50	W-L RECORDS	RPI 51-100	RPI 101-150	RPI 150+				
19- 1	1- 1	4- 0	OVERALL	6- 0	3- 0	5- 0				
8- 1	0- 1	2- 0	HOME	1- 0	3- 0	2- 0				
10- 0	1- 0	1- 0	AWAY	5- 0	0- 0	3- 0				
1- 0	0- 0	1- 0	NEUTRAL	0- 0	0- 0	0- 0				
10- 1	1- 1	4- 0	NON-CONFERENCE	3- 0	2- 0	0- 0				
4- 1	0- 1	2- 0	HOME	0- 0	2- 0	0- 0				
5- 0	1- 0	1- 0	AWAY	3- 0	0- 0	0- 0				
1- 0	0- 0	1- 0	NEUTRAL	0- 0	0- 0	0- 0				
9- 0	0- 0	0- 0	CONFERENCE	3- 0	1- 0	5- 0				
4- 0	0- 0	0- 0	HOME	1- 0	1- 0	2- 0				
5- 0	0- 0	0- 0	AWAY	2- 0	0- 0	3- 0				
0- 0	0- 0	0- 0	NEUTRAL	0- 0	0- 0	0- 0				

RPI 1-25				Team's RPI: 9		RPI 26-50				RPI 51-100				RPI 101+							
RPI	S	Opponent	Score			RPI	S	Opponent	Score			RPI	S	Opponent	Score		RPI	S	Opponent	Score	
5	H	Baylor	58	74		33	A	Ohio St.	73	62		53	A	Temple	83	54	126	H	Notre Dame	81	57
20	A	DePaul	84	74		42	H	Virginia	83	44		61	A	UCF	59	52	137	H	California	72	61
						45	N	Oklahoma	97	53		80	A	Seton Hall	92	78	146	H	Houston	91	51
						47	H	Tennessee	60	45		85	A	Dayton	75	37	167	H	Wichita St.	83	55
												92	A	Vanderbilt	64	51	181	A	Memphis	68	56
												97	H	Cincinnati	80	50	216	A	SMU	80	42
																	244	H	Tulsa	92	34
																	271	A	East Carolina	98	42
LAST 10 Division I																					
						97	H	Cincinnati	80	50		181	A	Memphis	68	56					
						271	A	East Carolina	98	42		146	H	Houston	91	51					
						47	H	Tennessee	60	45		5	H	Baylor	58	74					
						244	H	Tulsa	92	34		216	A	SMU	80	42					
						61	A	UCF	59	52		167	H	Wichita St.	83	55					

Non-Div I Games:

UConn

Average RPI Win:	286	WON-LOST	WINNING	LAST 10	STRENGTH OF	OPP. STRENGTH	TEAM	ADJ.	CONF.	ADJ CONF.
Average RPI Loss:	185	RECORD	PCT. RANK	GAMES	SCHEDULE	OF SCHEDULE	RPI	RPI	RPI	RPI
DIV. I ONLY	3- 19	335	2-8	271	275	333	333	21	21	
DIV. I NON-CONF.	1- 10	329	0	301	217	338	338	19	19	
TOTALS	RPI 1-25	RPI 26-50	W-L RECORDS	RPI 51-100	RPI 101-150	RPI 150+				
3- 19	0- 1	0- 0	OVERALL	0- 2	0- 2	3- 14				
2- 10	0- 1	0- 0	HOME	0- 1	0- 0	2- 8				
1- 9	0- 0	0- 0	AWAY	0- 1	0- 2	1- 6				
0- 0	0- 0	0- 0	NEUTRAL	0- 0	0- 0	0- 0				
1- 10	0- 1	0- 0	NON-CONFERENCE	0- 1	0- 1	1- 7				
0- 5	0- 1	0- 0	HOME	0- 0	0- 0	0- 4				
1- 5	0- 0	0- 0	AWAY	0- 1	0- 1	1- 3				
0- 0	0- 0	0- 0	NEUTRAL	0- 0	0- 0	0- 0				
2- 9	0- 0	0- 0	CONFERENCE	0- 1	0- 1	2- 7				
2- 5	0- 0	0- 0	HOME	0- 1	0- 0	2- 4				
0- 4	0- 0	0- 0	AWAY	0- 0	0- 1	0- 3				
0- 0	0- 0	0- 0	NEUTRAL	0- 0	0- 0	0- 0				

















































RPI	S	Opponent	Score	RPI	S	Opponent	Score	RPI	S	Opponent	Score	RPI	S	Opponent	Score	Team's RPI: 333
23	H	Florida St.	42 86					54	H	IUPUI	49 88	133	A	Green Bay	36 73	
								100	A	Kansas	50 91	136	A	Kansas St.	40 84	
												151	H	Western Mich.	52 80	
												157	A	Valparaiso	37 63	
												173	H	Eastern Mich.	59 68	
												180	A	Miami (OH)	35 85	
												195	A	Cleveland St.	44 84	
												195	H	Cleveland St.	43 83	
												197	H	Wright St.	43 58	
												210	H	Northern Ky.	46 88	
												227	H	Eastern Ill.	45 80	
												230	A	Youngstown St.	65 77	
												230	H	Youngstown St.	59 53	
												241	A	Milwaukee	55 71	
												277	H	Indiana St.	40 61	
												281	H	Oakland	70 64	
												320	A	Purdue Fort Wayne	50 61	
												325	H	Detroit Mercy	62 70	
												347	A	Chicago St.	73 61	
LAST 10 Division I																
195	H	Cleveland St.	43 83	210	H	Northern Ky.	46 88									
230	H	Youngstown St.	59 53	197	H	Wright St.	43 58									
54	H	IUPUI	49 88	281	H	Oakland	70 64									
133	A	Green Bay	36 73	325	H	Detroit Mercy	62 70									
241	A	Milwaukee	55 71	230	A	Youngstown St.	65 77									

Non-Div I Games:

UIC





■ Loss,
■ Non-Conf,
■ S Site,
■ H Home
■ A Away
N Neutral

UMBC				Through Games Of Feb. 1, 2020						
Average RPI Win:	266	WON-LOST	WINNING	LAST 10	STRENGTH OF	OPP. STRENGTH	TEAM	ADJ.	CONF.	ADJ CONF.
Average RPI Loss:	205	RECORD	PCT. RANK	GAMES	SCHEDULE	OF SCHEDULE	RPI	RPI	RPI	RPI
DIV. I ONLY	5- 14	292	3-7	237	341	302	302	28	28	
DIV. I NON-CONF.	3- 7	252	1-0	282	325	308	308	27	27	
TOTALS	RPI 1-25	RPI 26-50	W-L RECORDS	RPI 51-100	RPI 101-150	RPI 150+				
5- 14	0- 0	0- 0	OVERALL	0- 2	0- 2	5- 10				
3- 4	0- 0	0- 0	HOME	0- 1	0- 0	3- 3				
2- 8	0- 0	0- 0	AWAY	0- 1	0- 2	2- 5				
0- 2	0- 0	0- 0	NEUTRAL	0- 0	0- 0	0- 2				
3- 7	0- 0	0- 0	NON-CONFERENCE	0- 0	0- 2	3- 5				
2- 1	0- 0	0- 0	HOME	0- 0	0- 0	2- 1				
1- 4	0- 0	0- 0	AWAY	0- 0	0- 2	1- 2				
0- 2	0- 0	0- 0	NEUTRAL	0- 0	0- 0	0- 2				
2- 7	0- 0	0- 0	CONFERENCE	0- 2	0- 0	2- 5				
1- 3	0- 0	0- 0	HOME	0- 1	0- 0	1- 2				
1- 4	0- 0	0- 0	AWAY	0- 1	0- 0	1- 3				
0- 0	0- 0	0- 0	NEUTRAL	0- 0	0- 0	0- 0				

RPI 1-25			RPI 26-50			RPI 51-100			RPI 101+			Team's RPI: 302
RPI	S	Opponent	Score	RPI	S	Opponent	Score	RPI	S	Opponent	Score	
						84  Stony Brook	45  57	105  Syracuse		48  82		
						84  Stony Brook	49  66	147  William & Mary		48  76		
								162  Lafayette		65	58	
								186  Binghamton		43	 61	
								203  UMass Lowell		64	 75	
								204 N La Salle		58	 74	
								218 N Kennesaw St.		44	 59	
								224  Mt. St. Mary's		61	 71	
								233  Morgan St.		65	63	
								247  Maine		74	54	
								262  Howard		61	 72	
								269  Wagner		60	 67	
								275  New Hampshire		63	 72	
								295  Vermont		58	 60	
								312  Albany (NY)		51	 56	
								343  Coppin St.		71	48	
								346  Hartford		61	54	
LAST 10 Division I												
						84  Stony Brook	49  66	295  Vermont		58	 60	
						312  Albany (NY)	51  56	186  Binghamton		43	 61	
						247  Maine	74 54	203  UMass Lowell		64	 75	
						346  Hartford	61 54	84  Stony Brook		45	 57	
						275  New Hampshire	63  72	162  Lafayette		65	58	

Non-Div I Games: Gettysburg 92 50

UMBC

 Loss,  Non-Conf, S Site,  Home  Away N Neutral

Average RPI Win:	273	WON-LOST	WINNING	LAST 10	STRENGTH OF	OPP. STRENGTH	TEAM	ADJ.	CONF.	ADJ CONF.
Average RPI Loss:	172	RECORD	PCT. RANK	GAMES	SCHEDULE	OF SCHEDULE	RPI	RPI	RPI	RPI
DIV. I ONLY	2- 15	336	2-8	174	277	323	323	29	29	
DIV. I NON-CONF.	1- 10	329	1-3	128	171	311	311	31	31	
TOTALS	RPI 1-25	RPI 26-50	W-L RECORDS	RPI 51-100	RPI 101-150	RPI 150+				
2- 15	0- 0	0- 2	OVERALL	0- 1	0- 4	2- 8				
2- 6	0- 0	0- 0	HOME	0- 0	0- 2	2- 4				
0- 9	0- 0	0- 2	AWAY	0- 1	0- 2	0- 4				
0- 0	0- 0	0- 0	NEUTRAL	0- 0	0- 0	0- 0				
1- 10	0- 0	0- 2	NON-CONFERENCE	0- 1	0- 3	1- 4				
1- 3	0- 0	0- 0	HOME	0- 0	0- 1	1- 2				
0- 7	0- 0	0- 2	AWAY	0- 1	0- 2	0- 2				
0- 0	0- 0	0- 0	NEUTRAL	0- 0	0- 0	0- 0				
1- 5	0- 0	0- 0	CONFERENCE	0- 0	0- 1	1- 4				
1- 3	0- 0	0- 0	HOME	0- 0	0- 1	1- 2				
0- 2	0- 0	0- 0	AWAY	0- 0	0- 0	0- 2				
0- 0	0- 0	0- 0	NEUTRAL	0- 0	0- 0	0- 0				

RPI S	Opponent	Score	RPI S	Opponent	Score	RPI S	Opponent	Score	RPI S	Opponent	Score	Team's RPI: 323
31	A Old Dominion	39 48	67	A Charlotte	44 64	105	A Syracuse	50 65				
35	A Virginia Tech	43 86				122	H N.C. A&T	31 67				
						124	H Richmond	52 64				
						147	A William & Mary	50 78				
						153	A UNC Greensboro	48 86				
						179	A Norfolk St.	45 68				
						224	H Mt. St. Mary's	78 76				
						229	H Georgetown	39 57				
						233	H Morgan St.	44 55				
						262	H Howard	58 79				
						265	H Longwood	62 71				
						271	A East Carolina	42 57				
						322	H N.C. Central	65 63				
						350	A South Carolina St.	55 60				
LAST 10 Division I												
233	H Morgan St.	44 55	262	H Howard	58 79							
350	A South Carolina St.	55 60	67	A Charlotte	44 64							
179	A Norfolk St.	45 68	229	H Georgetown	39 57							
322	H N.C. Central	65 63	265	H Longwood	62 71							
122	H N.C. A&T	31 67	224	H Mt. St. Mary's	78 76							

Non-Div I Games: Greensboro 65 48 Wesley 75 29

UMES

Loss, Non-Conf, S Site, H Home A Away N Neutral

Average RPI Win:	272	WON-LOST	WINNING	LAST 10	STRENGTH OF	OPP. STRENGTH	TEAM	ADJ.	CONF.	ADJ CONF.
Average RPI Loss:	155	RECORD	PCT. RANK	GAMES	SCHEDULE	OF SCHEDULE	RPI	RPI	RPI	RPI
DIV. I ONLY	11- 9	146	7-3	320	205	245	245	32	32	
DIV. I NON-CONF.	5- 7	205	1-1	251	52	261	261	32	32	
TOTALS	RPI 1-25	RPI 26-50	W-L RECORDS	RPI 51-100	RPI 101-150	RPI 150+				
11- 9	0- 1	0- 0	OVERALL	0- 1	1- 4	10- 3				
8- 4	0- 0	0- 0	HOME	0- 1	1- 3	7- 0				
3- 5	0- 1	0- 0	AWAY	0- 0	0- 1	3- 3				
0- 0	0- 0	0- 0	NEUTRAL	0- 0	0- 0	0- 0				
5- 7	0- 1	0- 0	NON-CONFERENCE	0- 1	1- 4	4- 1				
4- 4	0- 0	0- 0	HOME	0- 1	1- 3	3- 0				
1- 3	0- 1	0- 0	AWAY	0- 0	0- 1	1- 1				
0- 0	0- 0	0- 0	NEUTRAL	0- 0	0- 0	0- 0				
6- 2	0- 0	0- 0	CONFERENCE	0- 0	0- 0	6- 2				
4- 0	0- 0	0- 0	HOME	0- 0	0- 0	4- 0				
2- 2	0- 0	0- 0	AWAY	0- 0	0- 0	2- 2				
0- 0	0- 0	0- 0	NEUTRAL	0- 0	0- 0	0- 0				

RPI 1-25				RPI 26-50				RPI 51-100				RPI 101+ Team's RPI: 245			
RPI	S	Opponent	Score	RPI	S	Opponent	Score	RPI	S	Opponent	Score	RPI	S	Opponent	Score
11	A	Missouri St.	58 83					90	H	Davidson	64 74	109	H	Liberty	44 68
												111	A	Pacific	60 89
												114	H	Loyola Chicago	67 72
												136	H	Kansas St.	67 74
												145	H	Missouri	59 56
												184	H	Portland St.	87 69
												200	A	CSU Bakersfield	60 70
												235	A	George Mason	64 58
												254	A	Grand Canyon	74 53
												291	H	Denver	83 79
												293	A	Omaha	53 57
												300	H	UTRGV	60 56
												301	H	California Baptist	75 65
												307	H	Eastern Wash.	66 55
												313	A	Seattle U	76 65
												318	H	New Mexico St.	56 52
												327	A	Utah Valley	41 62
												347	H	Chicago St.	73 57
LAST 10 Division I															
347	H	Chicago St.	73 57	300	H	UTRGV	60 56								
301	H	California Baptist	75 65	327	A	Utah Valley	41 62								
254	A	Grand Canyon	74 53	313	A	Seattle U	76 65								
200	A	CSU Bakersfield	60 70	109	H	Liberty	44 68								
318	H	New Mexico St.	56 52	307	H	Eastern Wash.	66 55								

Non-Div I Games: Rockhurst 78 60 Science & Arts Okla74 43

UMKC

Loss, Non-Conf, S Site, H Home A Away N Neutral

Average RPI Win:	297	WON-LOST	WINNING	LAST 10	STRENGTH OF	OPP. STRENGTH	TEAM	ADJ.	CONF.	ADJ CONF.
Average RPI Loss:	116	RECORD	PCT. RANK	GAMES	SCHEDULE	OF SCHEDULE	RPI	RPI	RPI	RPI
DIV. I ONLY	12- 10	158	9-1	249	307	203	203	28	28	
DIV. I NON-CONF.	4- 9	250	1-0	216	274	265	265	27	27	
TOTALS	RPI 1-25	RPI 26-50	W-L RECORDS	RPI 51-100	RPI 101-150	RPI 150+				
12- 10	0- 0	0- 1	OVERALL	0- 4	0- 3	12- 2				
7- 4	0- 0	0- 1	HOME	0- 0	0- 2	7- 1				
5- 6	0- 0	0- 0	AWAY	0- 4	0- 1	5- 1				
0- 0	0- 0	0- 0	NEUTRAL	0- 0	0- 0	0- 0				
4- 9	0- 0	0- 1	NON-CONFERENCE	0- 3	0- 3	4- 2				
2- 4	0- 0	0- 1	HOME	0- 0	0- 2	2- 1				
2- 5	0- 0	0- 0	AWAY	0- 3	0- 1	2- 1				
0- 0	0- 0	0- 0	NEUTRAL	0- 0	0- 0	0- 0				
8- 1	0- 0	0- 0	CONFERENCE	0- 1	0- 0	8- 0				
5- 0	0- 0	0- 0	HOME	0- 0	0- 0	5- 0				
3- 1	0- 0	0- 0	AWAY	0- 1	0- 0	3- 0				
0- 0	0- 0	0- 0	NEUTRAL	0- 0	0- 0	0- 0				

RPI	S	Opponent	Score	RPI	S	Opponent	Score	RPI	S	Opponent	Score	RPI	S	Opponent	Score	Team's RPI: 203
35	H	Yale	59 67	64	A	Boston College	46 89	134	A	Providence	38 63	142	H	Cornell	56 70	
				84	A	Stony Brook	41 60	143	H	Massachusetts	58 74	164	H	Dartmouth	51 62	
				86	A	Colgate	51 73	186	A	Binghamton	66 56	206	A	Merrimack	50 73	
				100	A	Kansas	44 79	247	H	Maine	66 57	275	A	New Hampshire	66 53	
								275	H	New Hampshire	58 53	295	H	Vermont	61 47	
								302	H	UMBC	75 64	312	H	Albany (NY)	53 51	
								319	A	Bryant	55 35	331	H	Fairleigh Dickinson	61 56	
								335	H	LIU Brooklyn	65 56	345	A	Central Conn. St.	56 54	
								346	A	Hartford	68 63					
LAST 10 Division I																
275	A	New Hampshire	66 53	186	A	Binghamton	66 56									
84	A	Stony Brook	41 60	346	A	Hartford	68 63									
295	H	Vermont	61 47	302	H	UMBC	75 64									
312	H	Albany (NY)	53 51	275	H	New Hampshire	58 53									
247	H	Maine	66 57	331	H	Fairleigh Dickinson	61 56									

Non-Div I Games:

UMass Lowell

■ Loss,
 ■ Non-Conf,
 ■ S Site,
 ■ H Home
 ■ A Away
 N Neutral

UNC Asheville

Through Games Of Feb. 1, 2020

Average RPI Win:	266	WON-LOST	WINNING	LAST 10	STRENGTH OF	OPP. STRENGTH	TEAM	ADJ.	CONF.	ADJ CONF.
Average RPI Loss:	205	RECORD	PCT. RANK	GAMES	SCHEDULE	OF SCHEDULE	RPI	RPI	RPI	RPI
DIV. I ONLY	10- 8	139	5-5	321	331	237	237	26	26	
DIV. I NON-CONF.	4- 3	138	0	336	294	232	232	28	28	
TOTALS	RPI 1-25	RPI 26-50	W-L RECORDS	RPI 51-100	RPI 101-150	RPI 150+				
10- 8	0- 0	0- 0	OVERALL	0- 1	1- 0	9- 7				
4- 4	0- 0	0- 0	HOME	0- 0	1- 0	3- 4				
5- 4	0- 0	0- 0	AWAY	0- 1	0- 0	5- 3				
1- 0	0- 0	0- 0	NEUTRAL	0- 0	0- 0	1- 0				
4- 3	0- 0	0- 0	NON-CONFERENCE	0- 1	0- 0	4- 2				
1- 1	0- 0	0- 0	HOME	0- 0	0- 0	1- 1				
2- 2	0- 0	0- 0	AWAY	0- 1	0- 0	2- 1				
1- 0	0- 0	0- 0	NEUTRAL	0- 0	0- 0	1- 0				
6- 5	0- 0	0- 0	CONFERENCE	0- 0	1- 0	5- 5				
3- 3	0- 0	0- 0	HOME	0- 0	1- 0	2- 3				
3- 2	0- 0	0- 0	AWAY	0- 0	0- 0	3- 2				
0- 0	0- 0	0- 0	NEUTRAL	0- 0	0- 0	0- 0				

RPI 1-25			RPI 26-50			RPI 51-100			RPI 101+			Team's RPI: 237
RPI	S	Opponent	Score	RPI	S	Opponent	Score	RPI	S	Opponent	Score	
						55 A Miami (FL)	46 75			130 H Campbell	60 52	
										153 H UNC Greensboro	40 67	
										160 A Hampton	59 68	
										160 H Hampton	66 76	
										209 H High Point	76 60	
										232 A Radford	63 50	
										239 H Gardner-Webb	59 65	
										242 N Southern U.	53 34	
										258 A Winthrop	50 43	
										259 A ETSU	72 54	
										265 A Longwood	56 73	
										270 A Wofford	38 75	
										304 H Presbyterian	54 39	
										337 A Western Caro.	64 47	
										338 A USC Upstate	68 48	
										340 H Charleston So.	48 60	
										350 H South Carolina St.	82 51	
LAST 10 Division I												
						160 H Hampton	66 76			232 A Radford	63 50	
						258 A Winthrop	50 43			209 H High Point	76 60	
						265 A Longwood	56 73			338 A USC Upstate	68 48	
						239 H Gardner-Webb	59 65			130 H Campbell	60 52	
						340 H Charleston So.	48 60			160 A Hampton	59 68	

Non-Div I Games: Montreat 89 45 Lenoir-Rhyne 68 48

UNC Asheville

Loss, Non-Conf, S Site, H Home A Away N Neutral

UNC Greensboro

Through Games Of Feb. 1, 2020

Average RPI Win:	243	WON-LOST	WINNING	LAST 10	STRENGTH OF	OPP. STRENGTH	TEAM	ADJ.	CONF.	ADJ CONF.
Average RPI Loss:	154	RECORD	PCT. RANK	GAMES	SCHEDULE	OF SCHEDULE	RPI	RPI	RPI	RPI
DIV. I ONLY	13- 6	67	8-2	282	257	153	153	25	25	
DIV. I NON-CONF.	8- 4	90	3-0	181	296	99	99	22	22	
TOTALS	RPI 1-25	RPI 26-50	W-L RECORDS	RPI 51-100	RPI 101-150	RPI 150+				
13- 6	0- 0	0- 0	OVERALL	1- 0	1- 5	11- 1				
8- 2	0- 0	0- 0	HOME	0- 0	0- 2	8- 0				
5- 4	0- 0	0- 0	AWAY	1- 0	1- 3	3- 1				
0- 0	0- 0	0- 0	NEUTRAL	0- 0	0- 0	0- 0				
8- 4	0- 0	0- 0	NON-CONFERENCE	1- 0	1- 4	6- 0				
4- 1	0- 0	0- 0	HOME	0- 0	0- 1	4- 0				
4- 3	0- 0	0- 0	AWAY	1- 0	1- 3	2- 0				
0- 0	0- 0	0- 0	NEUTRAL	0- 0	0- 0	0- 0				
5- 2	0- 0	0- 0	CONFERENCE	0- 0	0- 1	5- 1				
4- 1	0- 0	0- 0	HOME	0- 0	0- 1	4- 0				
1- 1	0- 0	0- 0	AWAY	0- 0	0- 0	1- 1				
0- 0	0- 0	0- 0	NEUTRAL	0- 0	0- 0	0- 0				

RPI 1-25				RPI 26-50				RPI 51-100				RPI 101+ Team's RPI: 153			
RPI	S	Opponent	Score	RPI	S	Opponent	Score	RPI	S	Opponent	Score	RPI	S	Opponent	Score
								89	A	Wake Forest	67 65	109	A	Liberty	58 53
												122	A	N.C. A&T	48 57
												124	H	Richmond	62 70
												127	A	Coastal Caro.	54 63
												130	A	Campbell	64 72
												148	H	Samford	42 56
												187	A	Furman	59 53
												209	H	High Point	82 70
												219	H	Chattanooga	49 41
												237	A	UNC Asheville	67 40
												250	A	Col. of Charleston	69 56
												259	H	ETSU	63 47
												270	A	Wofford	61 66
												278	H	Appalachian St.	54 47
												323	H	UMES	86 48
												328	H	Georgia St.	64 49
												329	H	Mercer	67 51
												337	H	Western Caro.	54 43
LAST 10 Division I															
				148	H	Samford	42 56					219	H	Chattanooga	49 41
				329	H	Mercer	67 51					259	H	ETSU	63 47
				270	A	Wofford	61 66					278	H	Appalachian St.	54 47
				187	A	Furman	59 53					209	H	High Point	82 70
				337	H	Western Caro.	54 43					250	A	Col. of Charleston	69 56

Non-Div I Games: Erskine 106 44 Concord 80 45 Lenoir-Rhyne 84 59

UNC Greensboro

Loss, Non-Conf, S Site, H Home A Away N Neutral

Average RPI Win:	267	WON-LOST	WINNING	LAST 10	STRENGTH OF	OPP. STRENGTH	TEAM	ADJ.	CONF.	ADJ CONF.
Average RPI Loss:	143	RECORD	PCT. RANK	GAMES	SCHEDULE	OF SCHEDULE	RPI	RPI	RPI	RPI
DIV. I ONLY	5- 12	284	3-7	129	269	249	249	14	14	
DIV. I NON-CONF.	2- 7	288	0-2	127	334	279	279	13	13	
TOTALS	RPI 1-25	RPI 26-50	W-L RECORDS	RPI 51-100	RPI 101-150	RPI 150+				
5- 12	0- 1	0- 1	OVERALL	0- 3	1- 1	4- 6				
2- 6	0- 0	0- 1	HOME	0- 1	0- 1	2- 3				
3- 5	0- 1	0- 0	AWAY	0- 1	1- 0	2- 3				
0- 1	0- 0	0- 0	NEUTRAL	0- 1	0- 0	0- 0				
2- 7	0- 1	0- 0	NON-CONFERENCE	0- 2	0- 1	2- 3				
1- 3	0- 0	0- 0	HOME	0- 0	0- 1	1- 2				
1- 3	0- 1	0- 0	AWAY	0- 1	0- 0	1- 1				
0- 1	0- 0	0- 0	NEUTRAL	0- 1	0- 0	0- 0				
3- 5	0- 0	0- 1	CONFERENCE	0- 1	1- 0	2- 3				
1- 3	0- 0	0- 1	HOME	0- 1	0- 0	1- 1				
2- 2	0- 0	0- 0	AWAY	0- 0	1- 0	1- 2				
0- 0	0- 0	0- 0	NEUTRAL	0- 0	0- 0	0- 0				

RPI 1-25				RPI 26-50				RPI 51-100				RPI 101+ Team's RPI: 249			
RPI	S	Opponent	Score	RPI	S	Opponent	Score	RPI	S	Opponent	Score	RPI	S	Opponent	Score
18	A	NC State	40 80	43	H	James Madison	58 66	58	N	North Carolina	45 85	127	H	Coastal Caro.	43 62
								72	H	Drexel	72 73	147	A	William & Mary	72 55
								89	A	Wake Forest	55 65	155	A	Elon	53 77
												168	H	Towson	41 62
												218	H	Kennesaw St.	56 58
												222	H	Delaware	71 65
												250	A	Col. of Charleston	63 67
												258	H	Winthrop	63 75
												265	A	Longwood	58 59
												304	A	Presbyterian	70 60
												310	A	Hofstra	62 59
												350	H	South Carolina St.	84 46
LAST 10 Division I															
310	A	Hofstra	62 59	147	A	William & Mary	72 55								
250	A	Col. of Charleston	63 67	72	H	Drexel	72 73								
168	H	Towson	41 62	222	H	Delaware	71 65								
43	H	James Madison	58 66	58	N	North Carolina	45 85								
155	A	Elon	53 77	258	H	Winthrop	63 75								

Non-Div I Games: Catawba 75 78 Mount Olive 75 67

UNCW

Loss, Non-Conf, S Site, H Home A Away N Neutral

UNI				STRENGTH OF SCHEDULE	OPP. STRENGTH OF SCHEDULE	TEAM RPI	ADJ. RPI	CONF. RPI	ADJ CONF. RPI
Average RPI Win:	165	WON-LOST RECORD	WINNING PCT. RANK						
Average RPI Loss:	42		LAST 10 GAMES						
DIV. I ONLY	11- 7	112	6-4	81	16	50	50	7	7
DIV. I NON-CONF.	7- 3	80	2-0	120	3	49	49	7	7

TOTALS	RPI 1-25	RPI 26-50	W-L RECORDS	RPI 51-100	RPI 101-150	RPI 150+			
11- 7	1- 1	0- 3	OVERALL	3- 3	2- 0	5- 0			
6- 0	1- 0	0- 0	HOME	1- 0	1- 0	3- 0			
5- 5	0- 1	0- 2	AWAY	2- 2	1- 0	2- 0			
0- 2	0- 0	0- 1	NEUTRAL	0- 1	0- 0	0- 0			
7- 3	1- 0	0- 2	NON-CONFERENCE	2- 1	1- 0	3- 0			
3- 0	1- 0	0- 0	HOME	1- 0	0- 0	1- 0			
4- 1	0- 0	0- 1	AWAY	1- 0	1- 0	2- 0			
0- 2	0- 0	0- 1	NEUTRAL	0- 1	0- 0	0- 0			
4- 4	0- 1	0- 1	CONFERENCE	1- 2	1- 0	2- 0			
3- 0	0- 0	0- 0	HOME	0- 0	1- 0	2- 0			
1- 4	0- 1	0- 1	AWAY	1- 2	0- 0	0- 0			
0- 0	0- 0	0- 0	NEUTRAL	0- 0	0- 0	0- 0			

RPI 1-25				RPI 26-50				Team's RPI: 50				RPI 51-100				RPI 101+			
RPI	S	Opponent	Score	RPI	S	Opponent	Score	RPI	S	Opponent	Score	RPI	S	Opponent	Score	RPI	S	Opponent	Score
8	H	Iowa	88 66	28	A	Creighton	54 57	52	A	Bradley	47 61	114	H	Loyola Chicago	70 50				
11	A	Missouri St.	66 80	30	A	Drake	87 104	54	H	IUPUI	51 50	145	A	Missouri	78 73				
				33	N	Ohio St.	46 64	55	A	Iowa St.	71 63	167	A	Wichita St.	61 50				
								69	N	Alabama	77 87	277	H	Indiana St.	73 43				
								74	A	Illinois St.	57 65	285	H	North Dakota St.	95 63				
								91	A	Southern Ill.	60 57	293	A	Omaha	81 45				
												324	H	Evansville	76 60				

LAST 10 Division I																			
114	H	Loyola Chicago	70 50	11	A	Missouri St.	66 80	52	A	Bradley	47 61	91	A	Southern Ill.	60 57				
74	A	Illinois St.	57 65	30	A	Drake	87 104	54	H	IUPUI	51 50	55	A	Iowa St.	71 63				
52	A	Bradley	47 61	277	H	Indiana St.	73 43	69	N	Alabama	77 87	74	A	Illinois St.	57 65				
277	H	Indiana St.	73 43	324	H	Evansville	76 60	91	A	Southern Ill.	60 57	54	H	IUPUI	51 50				

Non-Div I Games: Northwest Mo. St. 78 53

UNI

Loss, Non-Conf, S Site, H Home A Away N Neutral

Average RPI Win:	213	WON-LOST	WINNING	LAST 10	STRENGTH OF	OPP. STRENGTH	TEAM	ADJ.	CONF.	ADJ CONF.
Average RPI Loss:	148	RECORD	PCT. RANK	GAMES	SCHEDULE	OF SCHEDULE	RPI	RPI	RPI	RPI
DIV. I ONLY	11- 10	170	8-2	199	142	182	182	17	17	
DIV. I NON-CONF.	4- 7	225	1-0	208	70	254	254	24	24	
TOTALS	RPI 1-25	RPI 26-50	W-L RECORDS	RPI 51-100	RPI 101-150	RPI 150+				
11- 10	0- 0	1- 2	OVERALL	1- 2	1- 1	8- 5				
7- 5	0- 0	1- 2	HOME	1- 1	1- 0	4- 2				
4- 5	0- 0	0- 0	AWAY	0- 1	0- 1	4- 3				
0- 0	0- 0	0- 0	NEUTRAL	0- 0	0- 0	0- 0				
4- 7	0- 0	1- 2	NON-CONFERENCE	1- 1	0- 0	2- 4				
3- 4	0- 0	1- 2	HOME	1- 0	0- 0	1- 2				
1- 3	0- 0	0- 0	AWAY	0- 1	0- 0	1- 2				
0- 0	0- 0	0- 0	NEUTRAL	0- 0	0- 0	0- 0				
7- 3	0- 0	0- 0	CONFERENCE	0- 1	1- 1	6- 1				
4- 1	0- 0	0- 0	HOME	0- 1	1- 0	3- 0				
3- 2	0- 0	0- 0	AWAY	0- 0	0- 1	3- 1				
0- 0	0- 0	0- 0	NEUTRAL	0- 0	0- 0	0- 0				

RPI	S	Opponent	Score	RPI	S	Opponent	Score	RPI	S	Opponent	Score	RPI	S	Opponent	Score	Team's RPI: 182
38	H	Duke	45 57	71	H	Fresno St.	66 72	102	H	Boise St.	66 65	135	A	San Jose St.	60 62	
42	H	Virginia	55 63	77	H	South Fla.	61 51	155	H	Elon	44 50	192	H	Wyoming	65 53	
44	H	St. John's (NY)	79 75	88	A	Southern California	54 75	201	A	New Mexico	68 51	214	A	Pepperdine	69 44	
LAST 10 Division I																
267	H	Colorado St.	56 52	192	H	Wyoming	65 53	236	H	Cal St. Fullerton	58 64	243	A	San Diego St.	39 48	
243	A	San Diego St.	39 48	102	H	Boise St.	66 65	254	A	Grand Canyon	51 53	267	H	Colorado St.	56 52	
287	H	Nevada	66 64	314	A	Air Force	67 60	287	H	Nevada	66 64	294	A	Utah St.	60 46	
201	A	New Mexico	68 51	294	A	Utah St.	60 46	314	A	Air Force	67 60	350	H	South Carolina St.	66 57	
135	A	San Jose St.	60 62	77	H	South Fla.	61 51									

Non-Div I Games:

UNLV

■ Loss,
 ■ Non-Conf,
 ■ S Site,
 ■ H Home
 ■ A Away
 N Neutral

Average RPI Win:	344	WON-LOST	WINNING	LAST 10	STRENGTH OF	OPP. STRENGTH	TEAM	ADJ.	CONF.	ADJ CONF.
Average RPI Loss:	193	RECORD	PCT. RANK	GAMES	SCHEDULE	OF SCHEDULE	RPI	RPI	RPI	RPI
DIV. I ONLY	4- 14	310	0-10	303	323	338	338	26	26	
DIV. I NON-CONF.	3- 4	201	0	340	214	303	303	28	28	
TOTALS	RPI 1-25	RPI 26-50	W-L RECORDS	RPI 51-100	RPI 101-150	RPI 150+				
4- 14	0- 1	0- 0	OVERALL	0- 1	0- 2	4- 10				
4- 5	0- 0	0- 0	HOME	0- 0	0- 1	4- 4				
0- 9	0- 1	0- 0	AWAY	0- 1	0- 1	0- 6				
0- 0	0- 0	0- 0	NEUTRAL	0- 0	0- 0	0- 0				
3- 4	0- 1	0- 0	NON-CONFERENCE	0- 1	0- 0	3- 2				
3- 0	0- 0	0- 0	HOME	0- 0	0- 0	3- 0				
0- 4	0- 1	0- 0	AWAY	0- 1	0- 0	0- 2				
0- 0	0- 0	0- 0	NEUTRAL	0- 0	0- 0	0- 0				
1- 10	0- 0	0- 0	CONFERENCE	0- 0	0- 2	1- 8				
1- 5	0- 0	0- 0	HOME	0- 0	0- 1	1- 4				
0- 5	0- 0	0- 0	AWAY	0- 0	0- 1	0- 4				
0- 0	0- 0	0- 0	NEUTRAL	0- 0	0- 0	0- 0				

RPI 1-25				RPI 26-50				RPI 51-100				RPI 101+ Team's RPI: 338			
RPI	S	Opponent	Score	RPI	S	Opponent	Score	RPI	S	Opponent	Score	RPI	S	Opponent	Score
2	A	South Carolina	32 112					75	A	Georgia	53 67	130	A	Campbell	38 50
												130	H	Campbell	72 80
												160	A	Hampton	40 60
												191	A	Jacksonville	43 87
												209	A	High Point	46 85
												232	H	Radford	41 57
												237	H	UNC Asheville	48 68
												239	A	Gardner-Webb	53 63
												258	H	Winthrop	38 52
												265	H	Longwood	62 70
												271	A	East Carolina	48 69
												304	A	Presbyterian	42 55
												337	H	Western Caro.	70 62
												340	H	Charleston So.	70 53
												349	H	Florida A&M	74 61
												350	H	South Carolina St.	58 47
LAST 10 Division I															
130	H	Campbell	72 80	265	H	Longwood	62 70								
304	A	Presbyterian	42 55	258	H	Winthrop	38 52								
232	H	Radford	41 57	237	H	UNC Asheville	48 68								
239	A	Gardner-Webb	53 63	209	A	High Point	46 85								
160	A	Hampton	40 60	130	A	Campbell	38 50								

Non-Div I Games: Mars Hill 89 31 UNKNOWN 71 49

USC Upstate

Loss, Non-Conf, S Site, H Home A Away N Neutral

Average RPI Win:	242	WON-LOST	WINNING	LAST 10	STRENGTH OF	OPP. STRENGTH	TEAM	ADJ.	CONF.	ADJ CONF.
Average RPI Loss:	79	RECORD	PCT. RANK	GAMES	SCHEDULE	OF SCHEDULE	RPI	RPI	RPI	RPI
DIV. I ONLY	12- 9	128	6-4	110	161	113	113	22	22	
DIV. I NON-CONF.	6- 6	164	0-1	82	63	117	117	21	21	
TOTALS	RPI 1-25	RPI 26-50	W-L RECORDS	RPI 51-100	RPI 101-150	RPI 150+				
12- 9	0- 3	0- 1	OVERALL	0- 3	1- 1	11- 1				
7- 2	0- 0	0- 0	HOME	0- 2	0- 0	7- 0				
5- 4	0- 1	0- 0	AWAY	0- 1	1- 1	4- 1				
0- 3	0- 2	0- 1	NEUTRAL	0- 0	0- 0	0- 0				
6- 6	0- 3	0- 1	NON-CONFERENCE	0- 2	1- 0	5- 0				
3- 2	0- 0	0- 0	HOME	0- 2	0- 0	3- 0				
3- 1	0- 1	0- 0	AWAY	0- 0	1- 0	2- 0				
0- 3	0- 2	0- 1	NEUTRAL	0- 0	0- 0	0- 0				
6- 3	0- 0	0- 0	CONFERENCE	0- 1	0- 1	6- 1				
4- 0	0- 0	0- 0	HOME	0- 0	0- 0	4- 0				
2- 3	0- 0	0- 0	AWAY	0- 1	0- 1	2- 1				
0- 0	0- 0	0- 0	NEUTRAL	0- 0	0- 0	0- 0				

RPI 1-25				RPI 26-50				RPI 51-100				RPI 101+ Team's RPI: 113			
RPI	S	Opponent	Score	RPI	S	Opponent	Score	RPI	S	Opponent	Score	RPI	S	Opponent	Score
1	N	Oregon	54 91	48	N	Oklahoma St.	47 60	62	A	Troy	69 85	127	A	Coastal Caro.	56 62
3	N	Louisville	67 76					83	H	Marist	57 73	136	A	Kansas St.	57 53
15	A	Northwestern	47 74					99	H	Texas Southern	63 74	154	H	Louisiana	79 52
												176	H	Little Rock	65 58
												197	H	Wright St.	68 62
												202	H	Arkansas St.	71 44
												216	H	SMU	51 46
												255	A	South Alabama	68 45
												256	A	North Texas	68 49
												276	A	Texas St.	55 72
												278	A	Appalachian St.	82 60
												344	A	Grambling	88 54
												347	H	Chicago St.	84 53
												348	H	La.-Monroe	72 34
LAST 10 Division I															
276	A	Texas St.	55 72	127	A	Coastal Caro.	56 62								
62	A	Troy	69 85	278	A	Appalachian St.	82 60								
255	A	South Alabama	68 45	176	H	Little Rock	65 58								
348	H	La.-Monroe	72 34	202	H	Arkansas St.	71 44								
154	H	Louisiana	79 52	99	H	Texas Southern	63 74								

Non-Div I Games:

UT Arlington

Average RPI Win:	212	WON-LOST	WINNING	LAST 10	STRENGTH OF	OPP. STRENGTH	TEAM	ADJ.	CONF.	ADJ CONF.
Average RPI Loss:	69	RECORD	PCT. RANK	GAMES	SCHEDULE	OF SCHEDULE	RPI	RPI	RPI	RPI
DIV. I ONLY	13- 8	102	9-1	93	109	73	73	20	20	
DIV. I NON-CONF.	4- 7	225	0	11	14	108	108	23	23	
TOTALS	RPI 1-25	RPI 26-50	W-L RECORDS	RPI 51-100	RPI 101-150	RPI 150+				
13- 8	0- 3	0- 1	OVERALL	2- 3	1- 0	10- 1				
8- 1	0- 1	0- 0	HOME	2- 0	1- 0	5- 0				
5- 7	0- 2	0- 1	AWAY	0- 3	0- 0	5- 1				
0- 0	0- 0	0- 0	NEUTRAL	0- 0	0- 0	0- 0				
4- 7	0- 3	0- 1	NON-CONFERENCE	1- 3	1- 0	2- 0				
4- 1	0- 1	0- 0	HOME	1- 0	1- 0	2- 0				
0- 6	0- 2	0- 1	AWAY	0- 3	0- 0	0- 0				
0- 0	0- 0	0- 0	NEUTRAL	0- 0	0- 0	0- 0				
9- 1	0- 0	0- 0	CONFERENCE	1- 0	0- 0	8- 1				
4- 0	0- 0	0- 0	HOME	1- 0	0- 0	3- 0				
5- 1	0- 0	0- 0	AWAY	0- 0	0- 0	5- 1				
0- 0	0- 0	0- 0	NEUTRAL	0- 0	0- 0	0- 0				

RPI 1-25				RPI 26-50				RPI 51-100 Team's RPI: 73				RPI 101+			
RPI	S	Opponent	Score	RPI	S	Opponent	Score	RPI	S	Opponent	Score	RPI	S	Opponent	Score
3	H	Louisville	63 71	41	A	Arkansas	46 96	54	H	IUPUI	57 51	148	H	Samford	80 75
6	A	Gonzaga	55 78					65	H	Belmont	74 57	195	A	Austin Peay	69 61
14	A	Mississippi St.	46 82					74	A	Illinois St.	47 70	195	H	Austin Peay	65 61
								91	A	Southern Ill.	59 70	208	A	Murray St.	89 64
								94	A	Saint Louis	50 56	208	H	Murray St.	98 56
												219	H	Chattanooga	78 51
												227	A	Eastern Ill.	70 74
												253	A	Morehead St.	82 64
												266	H	Lipscomb	83 67
												279	A	Eastern Ky.	65 50
												326	A	SIUE	79 39
												339	H	Tennessee St.	88 71
LAST 10 Division I															
253	A	Morehead St.	82 64	208	H	Murray St.	98 56								
279	A	Eastern Ky.	65 50	65	H	Belmont	74 57								
326	A	SIUE	79 39	339	H	Tennessee St.	88 71								
227	A	Eastern Ill.	70 74	195	A	Austin Peay	69 61								
195	H	Austin Peay	65 61	208	A	Murray St.	89 64								

Non-Div I Games:

UT Martin

■ Loss,
 ■ Non-Conf,
 ■ S Site,
 ■ H Home
 ■ A Away
 N Neutral

Average RPI Win: 272	WON-LOST	WINNING	LAST 10	STRENGTH OF	OPP. STRENGTH	TEAM	ADJ.	CONF.	ADJ CONF.
Average RPI Loss: 149	RECORD	PCT. RANK	GAMES	SCHEDULE	OF SCHEDULE	RPI	RPI	RPI	RPI
DIV. I ONLY	12- 8	114	5-5	300	216	231	231	13	13
DIV. I NON-CONF.	7- 4	100	0-1	327	309	264	264	14	14
TOTALS	RPI 1-25	RPI 26-50	W-L RECORDS	RPI 51-100	RPI 101-150	RPI 150+			
12- 8	0- 0	0- 1	OVERALL	0- 2	0- 1	12- 4			
10- 4	0- 0	0- 1	HOME	0- 1	0- 0	10- 2			
2- 4	0- 0	0- 0	AWAY	0- 1	0- 1	2- 2			
0- 0	0- 0	0- 0	NEUTRAL	0- 0	0- 0	0- 0			
7- 4	0- 0	0- 1	NON-CONFERENCE	0- 0	0- 0	7- 3			
6- 3	0- 0	0- 1	HOME	0- 0	0- 0	6- 2			
1- 1	0- 0	0- 0	AWAY	0- 0	0- 0	1- 1			
0- 0	0- 0	0- 0	NEUTRAL	0- 0	0- 0	0- 0			
5- 4	0- 0	0- 0	CONFERENCE	0- 2	0- 1	5- 1			
4- 1	0- 0	0- 0	HOME	0- 1	0- 0	4- 0			
1- 3	0- 0	0- 0	AWAY	0- 1	0- 1	1- 1			
0- 0	0- 0	0- 0	NEUTRAL	0- 0	0- 0	0- 0			

RPI S	Opponent	Score	RPI S	Opponent	Score	RPI S	Opponent	Score	RPI S	Opponent	Score	Team's RPI: 231
27	H Arizona	43 54	59	A Middle Tenn.	60 76	116	A UAB	51 63	151	H Western Mich.	76 46	
			98	H Rice	61 69	178	H Fla. Atlantic	96 65	194	A Southern Miss.	89 72	
						201	H New Mexico	78 93	216	A SMU	56 60	
						234	A Louisiana Tech	80 87	244	H Tulsa	51 58	
						256	H North Texas	67 63	283	H FIU	64 34	
						298	H UC Riverside	63 50	299	H UTSA	94 54	
						316	H Weber St.	70 51	318	A New Mexico St.	63 57	
						318	H New Mexico St.	65 45	321	H Alcorn	92 47	
						328	H Georgia St.	71 68				
LAST 10 Division I												
116	A UAB	51 63	234	A Louisiana Tech	80 87							
59	A Middle Tenn.	60 76	194	A Southern Miss.	89 72							
256	H North Texas	67 63	178	H Fla. Atlantic	96 65							
98	H Rice	61 69	283	H FIU	64 34							
299	H UTSA	94 54	244	H Tulsa	51 58							

Non-Div I Games:

UTEP

■ Loss,
 ■ Non-Conf, S Site,
 ■ Home
 ■ Away
 N Neutral

U
T
R
G
V

U
T
R
G
V

UTRGV

Page 320

Average RPI Win:	273	WON-LOST	WINNING	LAST 10	STRENGTH OF	OPP. STRENGTH	TEAM	ADJ.	CONF.	ADJ CONF.
Average RPI Loss:	166	RECORD	PCT. RANK	GAMES	SCHEDULE	OF SCHEDULE	RPI	RPI	RPI	RPI
DIV. I ONLY	3- 14	319	2-8	180	181	299	299	13	13	
DIV. I NON-CONF.	1- 7	321	0-1	215	240	322	322	14	14	
TOTALS	RPI 1-25	RPI 26-50	W-L RECORDS	RPI 51-100	RPI 101-150	RPI 150+				
3- 14	0- 0	0- 1	OVERALL	0- 2	0- 4	3- 7				
2- 4	0- 0	0- 0	HOME	0- 1	0- 1	2- 2				
1- 9	0- 0	0- 1	AWAY	0- 1	0- 2	1- 5				
0- 1	0- 0	0- 0	NEUTRAL	0- 0	0- 1	0- 0				
1- 7	0- 0	0- 1	NON-CONFERENCE	0- 0	0- 3	1- 3				
1- 1	0- 0	0- 0	HOME	0- 0	0- 1	1- 0				
0- 5	0- 0	0- 1	AWAY	0- 0	0- 1	0- 3				
0- 1	0- 0	0- 0	NEUTRAL	0- 0	0- 1	0- 0				
2- 7	0- 0	0- 0	CONFERENCE	0- 2	0- 1	2- 4				
1- 3	0- 0	0- 0	HOME	0- 1	0- 0	1- 2				
1- 4	0- 0	0- 0	AWAY	0- 1	0- 1	1- 2				
0- 0	0- 0	0- 0	NEUTRAL	0- 0	0- 0	0- 0				

RPI S	Opponent	Score	RPI S	Opponent	Score	RPI S	Opponent	Score	RPI S	Opponent	Score	Team's RPI: 299
34	A Texas	53 84	59	A Middle Tenn.	48 69	107	N Utah	45 91	116	A UAB	55 94	
			98	H Rice	62 74	132	A Texas Tech	58 115	144	H Sam Houston St.	77 81	
						178	H Fla. Atlantic	53 80	193	A Hawaii	50 62	
						194	A Southern Miss.	65 82	231	A UTEP	54 94	
						234	A Louisiana Tech	82 73	256	H North Texas	55 79	
						276	A Texas St.	69 74	283	H FIU	60 45	
						300	A UTRGV	64 75	303	H Incarnate Word	63 56	
LAST 10 Division I												
59	A Middle Tenn.	48 69	194	A Southern Miss.	65 82							
116	A UAB	55 94	234	A Louisiana Tech	82 73							
98	H Rice	62 74	283	H FIU	60 45							
256	H North Texas	55 79	178	H Fla. Atlantic	53 80							
231	A UTEP	54 94	132	A Texas Tech	58 115							

Non-Div I Games: Texas Wesleyan 80 78 Southwest (NM) 79 62 Concordia (TX) 73 44

UTSA

Loss, Non-Conf, S Site, H Home A Away N Neutral

Average RPI Win:	190	WON-LOST	WINNING	LAST 10	STRENGTH OF	OPP. STRENGTH	TEAM	ADJ.	CONF.	ADJ CONF.
Average RPI Loss:	56	RECORD	PCT. RANK	GAMES	SCHEDULE	OF SCHEDULE	RPI	RPI	RPI	RPI
DIV. I ONLY	10- 11	191	3-7	51	21	107	107	1	1	
DIV. I NON-CONF.	7- 4	100	0	307	168	207	207	1	1	
TOTALS	RPI 1-25	RPI 26-50	W-L RECORDS	RPI 51-100	RPI 101-150	RPI 150+				
10- 11	0- 6	0- 1	OVERALL	4- 2	1- 1	5- 1				
5- 6	0- 3	0- 1	HOME	1- 1	0- 1	4- 0				
3- 5	0- 3	0- 0	AWAY	2- 1	1- 0	0- 1				
2- 0	0- 0	0- 0	NEUTRAL	1- 0	0- 0	1- 0				
7- 4	0- 0	0- 1	NON-CONFERENCE	2- 1	0- 1	5- 1				
4- 2	0- 0	0- 1	HOME	0- 0	0- 1	4- 0				
1- 2	0- 0	0- 0	AWAY	1- 1	0- 0	0- 1				
2- 0	0- 0	0- 0	NEUTRAL	1- 0	0- 0	1- 0				
3- 7	0- 6	0- 0	CONFERENCE	2- 1	1- 0	0- 0				
1- 4	0- 3	0- 0	HOME	1- 1	0- 0	0- 0				
2- 3	0- 3	0- 0	AWAY	1- 0	1- 0	0- 0				
0- 0	0- 0	0- 0	NEUTRAL	0- 0	0- 0	0- 0				

RPI 1-25				RPI 26-50				RPI 51-100				RPI 101+ Team's RPI: 107			
RPI	S	Opponent	Score	RPI	S	Opponent	Score	RPI	S	Opponent	Score	RPI	S	Opponent	Score
1	A	Oregon	51 88	49	H	South Dakota	81 84	51	A	Colorado	84 69	134	H	Providence	60 67
1	H	Oregon	63 90					51	H	Colorado	70 80	137	A	California	71 62
4	A	Stanford	49 82					66	A	BYU	77 73	240	A	Xavier	63 70
10	H	UCLA	54 84					88	H	Southern California	67 65	252	H	Oral Roberts	78 58
12	A	Oregon St.	48 77					97	A	Cincinnati	62 68	287	H	Nevada	68 62
12	H	Oregon St.	65 77					99	N	Texas Southern	61 52	299	N	UTSA	91 45
												307	H	Eastern Wash.	87 49
												316	H	Weber St.	75 46
LAST 10 Division I															
12	H	Oregon St.	65 77	88	H	Southern California	67 65	10	H	UCLA	54 84				
1	H	Oregon	63 90	10	H	UCLA	54 84	1	A	Oregon	51 88				
4	A	Stanford	49 82	12	A	Oregon St.	48 77	51	H	Colorado	70 80				
137	A	California	71 62												
51	A	Colorado	84 69												

Non-Div I Games:

Utah

■ Loss,
 ■ Non-Conf,
 ■ S Site,
 ■ H Home
 ■ A Away
 N Neutral

Average RPI Win:	274	WON-LOST	WINNING	LAST 10	STRENGTH OF	OPP. STRENGTH	TEAM	ADJ.	CONF.	ADJ CONF.
Average RPI Loss:	177	RECORD	PCT. RANK	GAMES	SCHEDULE	OF SCHEDULE	RPI	RPI	RPI	RPI
DIV. I ONLY	5- 16	300	1-9	194	241	294	294	17	17	
DIV. I NON-CONF.	4- 6	212	0-1	109	237	177	177	24	24	
TOTALS	RPI 1-25	RPI 26-50	W-L RECORDS	RPI 51-100	RPI 101-150	RPI 150+				
5- 16	0- 2	0- 0	OVERALL	0- 2	0- 2	5- 10				
3- 7	0- 0	0- 0	HOME	0- 0	0- 2	3- 5				
2- 9	0- 2	0- 0	AWAY	0- 2	0- 0	2- 5				
0- 0	0- 0	0- 0	NEUTRAL	0- 0	0- 0	0- 0				
4- 6	0- 2	0- 0	NON-CONFERENCE	0- 1	0- 0	4- 3				
3- 1	0- 0	0- 0	HOME	0- 0	0- 0	3- 1				
1- 5	0- 2	0- 0	AWAY	0- 1	0- 0	1- 2				
0- 0	0- 0	0- 0	NEUTRAL	0- 0	0- 0	0- 0				
1- 10	0- 0	0- 0	CONFERENCE	0- 1	0- 2	1- 7				
0- 6	0- 0	0- 0	HOME	0- 0	0- 2	0- 4				
1- 4	0- 0	0- 0	AWAY	0- 1	0- 0	1- 3				
0- 0	0- 0	0- 0	NEUTRAL	0- 0	0- 0	0- 0				

RPI 1-25				RPI 26-50				RPI 51-100				RPI 101+ Team's RPI: 294			
RPI	S	Opponent	Score	RPI	S	Opponent	Score	RPI	S	Opponent	Score	RPI	S	Opponent	Score
1	A	Oregon	52 109					66	A	BYU	50 67	102	H	Boise St.	59 65
12	A	Oregon St.	46 75					71	A	Fresno St.	64 76	135	H	San Jose St.	61 76
												156	H	Portland	64 70
												182	H	UNLV	46 60
												192	H	Wyoming	54 65
												228	H	Idaho St.	69 61
												236	A	Cal St. Fullerton	62 83
												243	A	San Diego St.	62 66
												243	H	San Diego St.	51 59
												256	H	North Texas	66 55
												260	A	Long Beach St.	56 48
												267	A	Colorado St.	55 56
												287	A	Nevada	60 69
												313	H	Seattle U	70 63
												314	A	Air Force	53 52
												314	H	Air Force	45 62
												327	A	Utah Valley	49 57
LAST 10 Division I															
243	H	San Diego St.	51 59	287	A	Nevada	60 69								
192	H	Wyoming	54 65	314	H	Air Force	45 62								
267	A	Colorado St.	55 56	243	A	San Diego St.	62 66								
314	A	Air Force	53 52	182	H	UNLV	46 60								
102	H	Boise St.	59 65	327	A	Utah Valley	49 57								

Non-Div I Games: Dixie St. 61 49

Utah St.

Utah Valley

Through Games Of Feb. 1, 2020

Average RPI Win:	303	WON-LOST	WINNING	LAST 10	STRENGTH OF	OPP. STRENGTH	TEAM	ADJ.	CONF.	ADJ CONF.
Average RPI Loss:	227	RECORD	PCT. RANK	GAMES	SCHEDULE	OF SCHEDULE	RPI	RPI	RPI	RPI
DIV. I ONLY	6- 12	260	6-4	341	332	327	327	32	32	
DIV. I NON-CONF.	1- 9	326	1-1	324	282	345	345	32	32	
TOTALS	RPI 1-25	RPI 26-50	W-L RECORDS	RPI 51-100	RPI 101-150	RPI 150+				
6- 12	0- 0	0- 0	OVERALL	0- 1	0- 1	6- 10				
4- 6	0- 0	0- 0	HOME	0- 0	0- 0	4- 6				
2- 6	0- 0	0- 0	AWAY	0- 1	0- 1	2- 4				
0- 0	0- 0	0- 0	NEUTRAL	0- 0	0- 0	0- 0				
1- 9	0- 0	0- 0	NON-CONFERENCE	0- 1	0- 1	1- 7				
1- 4	0- 0	0- 0	HOME	0- 0	0- 0	1- 4				
0- 5	0- 0	0- 0	AWAY	0- 1	0- 1	0- 3				
0- 0	0- 0	0- 0	NEUTRAL	0- 0	0- 0	0- 0				
5- 3	0- 0	0- 0	CONFERENCE	0- 0	0- 0	5- 3				
3- 2	0- 0	0- 0	HOME	0- 0	0- 0	3- 2				
2- 1	0- 0	0- 0	AWAY	0- 0	0- 0	2- 1				
0- 0	0- 0	0- 0	NEUTRAL	0- 0	0- 0	0- 0				

RPI 1-25				RPI 26-50				RPI 51-100				RPI 101+				Team's RPI: 327
RPI	S	Opponent	Score	RPI	S	Opponent	Score	RPI	S	Opponent	Score	RPI	S	Opponent	Score	
								66	A	BYU	57 71	102	A	Boise St.	69 77	
												189	H	Montana	52 63	
												200	H	CSU Bakersfield	53 55	
												217	H	Southern Utah	58 71	
												228	H	Idaho St.	61 88	
												245	H	UMKC	62 41	
												254	H	Grand Canyon	59 66	
												264	A	UC Santa Barbara	51 59	
												287	H	Nevada	57 60	
												294	H	Utah St.	57 49	
												298	A	UC Riverside	53 67	
												300	A	UTRGV	76 67	
												301	A	California Baptist	67 80	
												313	H	Seattle U	70 58	
												316	A	Weber St.	46 72	
												318	A	New Mexico St.	58 54	
												347	H	Chicago St.	89 58	
LAST 10 Division I																
				301	A	California Baptist	67 80					313	H	Seattle U	70 58	
				254	H	Grand Canyon	59 66					245	H	UMKC	62 41	
				200	H	CSU Bakersfield	53 55					347	H	Chicago St.	89 58	
				300	A	UTRGV	76 67					294	H	Utah St.	57 49	
				318	A	New Mexico St.	58 54					316	A	Weber St.	46 72	

Non-Div I Games: Antelope Valley 77 61 Ottawa (AZ) 99 50

Utah Valley

Loss, Non-Conf, S Site, H Home A Away N Neutral

Average RPI Win: 188	WON-LOST	WINNING	LAST 10	STRENGTH OF	OPP. STRENGTH	TEAM	ADJ.	CONF.	ADJ CONF.
Average RPI Loss: 105	RECORD	PCT. RANK	GAMES	SCHEDULE	OF SCHEDULE	RPI	RPI	RPI	RPI
DIV. I ONLY	12- 8	114	8-2	119	105	101	101	12	12
DIV. I NON-CONF.	5- 8	221	1-2	139	101	219	219	12	12
TOTALS	RPI 1-25	RPI 26-50	W-L RECORDS	RPI 51-100	RPI 101-150	RPI 150+			
12- 8	0- 0	1- 0	OVERALL	1- 5	3- 2	7- 1			
7- 3	0- 0	1- 0	HOME	0- 1	2- 2	4- 0			
4- 5	0- 0	0- 0	AWAY	1- 4	1- 0	2- 1			
1- 0	0- 0	0- 0	NEUTRAL	0- 0	0- 0	1- 0			
5- 8	0- 0	1- 0	NON-CONFERENCE	0- 5	0- 2	4- 1			
4- 3	0- 0	1- 0	HOME	0- 1	0- 2	3- 0			
0- 5	0- 0	0- 0	AWAY	0- 4	0- 0	0- 1			
1- 0	0- 0	0- 0	NEUTRAL	0- 0	0- 0	1- 0			
7- 0	0- 0	0- 0	CONFERENCE	1- 0	3- 0	3- 0			
3- 0	0- 0	0- 0	HOME	0- 0	2- 0	1- 0			
4- 0	0- 0	0- 0	AWAY	1- 0	1- 0	2- 0			
0- 0	0- 0	0- 0	NEUTRAL	0- 0	0- 0	0- 0			

RPI S	Opponent	Score	RPI S	Opponent	Score	RPI S	Opponent	Score	RPI S	Opponent	Score	Team's RPI: 101
			31 H	Old Dominion	62 49	59 A	Middle Tenn.	63 86	112 H	Fordham	62 52	
						64 A	Boston College	52 87	122 H	N.C. A&T	58 69	
						77 A	South Fla.	55 77	124 H	Richmond	53 50	
						80 A	Seton Hall	33 53	143 A	Massachusetts	61 46	
						94 A	Saint Louis	65 52	147 H	William & Mary	55 69	
						97 H	Cincinnati	56 58	177 A	Rhode Island	75 54	
									194 A	Southern Miss.	39 51	
									205 H	Saint Joseph's	47 40	
									235 A	George Mason	82 63	
									271 H	East Carolina	53 40	
									278 H	Appalachian St.	66 38	
									293 N	Omaha	74 66	
									298 H	UC Riverside	67 51	
LAST 10 Division I												
			112 H	Fordham	62 52	205 H	Saint Joseph's	47 40				
			235 A	George Mason	82 63	177 A	Rhode Island	75 54				
			143 A	Massachusetts	61 46	122 H	N.C. A&T	58 69				
			124 H	Richmond	53 50	298 H	UC Riverside	67 51				
			94 A	Saint Louis	65 52	59 A	Middle Tenn.	63 86				

Non-Div I Games:

VCU

■ Loss,
 ■ Non-Conf,
 S Site,
 ■ Home
 ■ Away
 N Neutral

Valparaiso

Through Games Of Feb. 1, 2020

Average RPI Win:	262	WON-LOST	WINNING	LAST 10	STRENGTH OF	OPP. STRENGTH	TEAM	ADJ.	CONF.	ADJ CONF.
Average RPI Loss:	63	RECORD	PCT. RANK	GAMES	SCHEDULE	OF SCHEDULE	RPI	RPI	RPI	RPI
DIV. I ONLY	11- 8	122	5-5	234	122	157	157	7	7	
DIV. I NON-CONF.	8- 3	68	2-0	325	206	142	142	7	7	
TOTALS	RPI 1-25	RPI 26-50	W-L RECORDS	RPI 51-100	RPI 101-150	RPI 150+				
11- 8	0- 2	0- 2	OVERALL	0- 3	1- 0	10- 1				
5- 4	0- 1	0- 0	HOME	0- 3	1- 0	4- 0				
6- 3	0- 1	0- 1	AWAY	0- 0	0- 0	6- 1				
0- 1	0- 0	0- 1	NEUTRAL	0- 0	0- 0	0- 0				
8- 3	0- 1	0- 1	NON-CONFERENCE	0- 0	0- 0	8- 1				
4- 0	0- 0	0- 0	HOME	0- 0	0- 0	4- 0				
4- 2	0- 1	0- 0	AWAY	0- 0	0- 0	4- 1				
0- 1	0- 0	0- 1	NEUTRAL	0- 0	0- 0	0- 0				
3- 5	0- 1	0- 1	CONFERENCE	0- 3	1- 0	2- 0				
1- 4	0- 1	0- 0	HOME	0- 3	1- 0	0- 0				
2- 1	0- 0	0- 1	AWAY	0- 0	0- 0	2- 0				
0- 0	0- 0	0- 0	NEUTRAL	0- 0	0- 0	0- 0				

RPI S	Opponent	Score	RPI S	Opponent	Score	RPI S	Opponent	Score	RPI S	Opponent	Score	Team's RPI: 157
11	H Missouri St.	68 81	30	A Drake	66 87	52	H Bradley	61 75	114	H Loyola Chicago	66 64	
15	A Northwestern	48 69	33	N Ohio St.	38 89	74	H Illinois St.	60 72	170	A Toledo	61 54	
						91	H Southern Ill.	51 67	199	A North Dakota	63 65	
									226	H Bowling Green	95 90	
									227	A Eastern Ill.	78 66	
									253	H Morehead St.	55 53	
									277	A Indiana St.	75 56	
									285	A North Dakota St.	66 54	
									324	A Evansville	88 66	
									325	A Detroit Mercy	77 58	
									333	H UIC	63 37	
									347	H Chicago St.	95 49	
LAST 10 Division I												
30	A Drake	66 87	277	A Indiana St.	75 56							
114	H Loyola Chicago	66 64	11	H Missouri St.	68 81							
52	H Bradley	61 75	91	H Southern Ill.	51 67							
74	H Illinois St.	60 72	227	A Eastern Ill.	78 66							
324	A Evansville	88 66	347	H Chicago St.	95 49							

Non-Div I Games:

Valparaiso

■ Loss,
 ■ Non-Conf,
 ■ S Site,
 ■ Home
 ■ A Away
 N Neutral

Vanderbilt

Through Games Of Feb. 1, 2020

Average RPI Win:	198	WON-LOST	WINNING	LAST 10	STRENGTH OF	OPP. STRENGTH	TEAM	ADJ.	CONF.	ADJ CONF.
Average RPI Loss:	49	RECORD	PCT. RANK	GAMES	SCHEDULE	OF SCHEDULE	RPI	RPI	RPI	RPI
DIV. I ONLY	12- 9	128	4-6	34	101	92	92	4	4	
DIV. I NON-CONF.	10- 3	58	2-0	96	268	74	74	5	5	
TOTALS	RPI 1-25	RPI 26-50	W-L RECORDS	RPI 51-100	RPI 101-150	RPI 150+				
12- 9	0- 3	0- 3	OVERALL	2- 2	2- 1	8- 0				
8- 5	0- 3	0- 2	HOME	1- 0	1- 0	6- 0				
3- 2	0- 0	0- 0	AWAY	1- 1	1- 1	1- 0				
1- 2	0- 0	0- 1	NEUTRAL	0- 1	0- 0	1- 0				
10- 3	0- 1	0- 1	NON-CONFERENCE	1- 1	1- 0	8- 0				
7- 1	0- 1	0- 0	HOME	1- 0	0- 0	6- 0				
2- 0	0- 0	0- 0	AWAY	0- 0	1- 0	1- 0				
1- 2	0- 0	0- 1	NEUTRAL	0- 1	0- 0	1- 0				
2- 6	0- 2	0- 2	CONFERENCE	1- 1	1- 1	0- 0				
1- 4	0- 2	0- 2	HOME	0- 0	1- 0	0- 0				
1- 2	0- 0	0- 0	AWAY	1- 1	0- 1	0- 0				
0- 0	0- 0	0- 0	NEUTRAL	0- 0	0- 0	0- 0				

RPI S	Opponent	Score	RPI S	Opponent	Score	RPI S	Opponent	Score	RPI S	Opponent	Score
2	H South Carolina	57 93	39	N Rutgers	56 62	69	A Alabama	61 98	108	A Washington	76 74
9	H UConn	51 64	41	H Arkansas	66 100	75	A Georgia	63 55	129	H Auburn	77 55
14	H Mississippi St.	52 68	47	H Tennessee	69 78	80	N Seton Hall	65 69	139	A Florida	60 68
						94	H Saint Louis	62 50	163	H Tennessee Tech	75 61
									169	H Columbia	72 51
									187	H Furman	74 46
									232	H Radford	80 46
									279	H Eastern Ky.	75 69
									297	N UC Irvine	76 63
									305	H Jacksonville St.	88 66
									339	A Tennessee St.	106 55
LAST 10 Division I											
47	H Tennessee	69 78	75	A Georgia	63 55						
69	A Alabama	61 98	139	A Florida	60 68						
14	H Mississippi St.	52 68	129	H Auburn	77 55						
41	H Arkansas	66 100	169	H Columbia	72 51						
2	H South Carolina	57 93	108	A Washington	76 74						

Non-Div I Games:

Vanderbilt

Loss, Non-Conf, S Site, H Home A Away N Neutral

Average RPI Win:	307	WON-LOST	WINNING	LAST 10	STRENGTH OF	OPP. STRENGTH	TEAM	ADJ.	CONF.	ADJ CONF.
Average RPI Loss:	186	RECORD	PCT. RANK	GAMES	SCHEDULE	OF SCHEDULE	RPI	RPI	RPI	RPI
DIV. I ONLY	9- 12	220	4-6	322	330	295	295	28	28	
DIV. I NON-CONF.	5- 7	205	0-1	311	311	297	297	27	27	
TOTALS	RPI 1-25	RPI 26-50	W-L RECORDS	RPI 51-100	RPI 101-150	RPI 150+				
9- 12	0- 0	0- 0	OVERALL	0- 2	0- 2	9- 8				
7- 4	0- 0	0- 0	HOME	0- 0	0- 1	7- 3				
2- 8	0- 0	0- 0	AWAY	0- 2	0- 1	2- 5				
0- 0	0- 0	0- 0	NEUTRAL	0- 0	0- 0	0- 0				
5- 7	0- 0	0- 0	NON-CONFERENCE	0- 1	0- 2	5- 4				
4- 2	0- 0	0- 0	HOME	0- 0	0- 1	4- 1				
1- 5	0- 0	0- 0	AWAY	0- 1	0- 1	1- 3				
0- 0	0- 0	0- 0	NEUTRAL	0- 0	0- 0	0- 0				
4- 5	0- 0	0- 0	CONFERENCE	0- 1	0- 0	4- 4				
3- 2	0- 0	0- 0	HOME	0- 0	0- 0	3- 2				
1- 3	0- 0	0- 0	AWAY	0- 1	0- 0	1- 2				
0- 0	0- 0	0- 0	NEUTRAL	0- 0	0- 0	0- 0				

RPI S	Opponent	Score	RPI S	Opponent	Score	RPI S	Opponent	Score	RPI S	Opponent	Score	Team's RPI: 295
						60	A Minnesota	58 90	114	A Loyola Chicago	76 78	
						84	A Stony Brook	49 67	143	H Massachusetts	49 83	
									164	A Dartmouth	55 72	
									177	A Rhode Island	74 77	
									186	H Binghamton	65 62	
									203	A UMass Lowell	47 61	
									206	A Merrimack	53 78	
									247	H Maine	47 65	
									248	H Saint Francis (PA)	69 73	
									275	H New Hampshire	51 59	
									290	H Navy	64 56	
									302	H UMBC	60 58	
									312	A Albany (NY)	49 58	
									312	H Albany (NY)	52 36	
									319	H Bryant	71 66	
									330	H NJIT	65 59	
									335	A LIU Brooklyn	73 62	
									341	H Canisius	76 53	
									346	A Hartford	63 53	
LAST 10 Division I												
			312	H Albany (NY)	52 36		186	H Binghamton	65 62			
			275	H New Hampshire	51 59		302	H UMBC	60 58			
			203	A UMass Lowell	47 61		84	A Stony Brook	49 67			
			247	H Maine	47 65		312	A Albany (NY)	49 58			
			346	A Hartford	63 53		206	A Merrimack	53 78			

Non-Div I Games: Norwich 86 40

Vermont

■ Loss,
 ■ Non-Conf,
 ■ S Site,
 ■ H Home
 ■ A Away
 N Neutral

Average RPI Win:	140	WON-LOST	WINNING	LAST 10	STRENGTH OF	OPP. STRENGTH	TEAM	ADJ.	CONF.	ADJ CONF.
Average RPI Loss:	74	RECORD	PCT. RANK	GAMES	SCHEDULE	OF SCHEDULE	RPI	RPI	RPI	RPI
DIV. I ONLY	12- 9	128	6-4	60	47	79	79	6	6	
DIV. I NON-CONF.	6- 5	151	1-0	76	56	90	90	6	6	
TOTALS	RPI 1-25	RPI 26-50	W-L RECORDS	RPI 51-100	RPI 101-150	RPI 150+				
12- 9	0- 1	2- 3	OVERALL	2- 3	3- 1	5- 1				
7- 4	0- 0	1- 2	HOME	0- 1	2- 1	4- 0				
5- 5	0- 1	1- 1	AWAY	2- 2	1- 0	1- 1				
0- 0	0- 0	0- 0	NEUTRAL	0- 0	0- 0	0- 0				
6- 5	0- 0	0- 1	NON-CONFERENCE	1- 2	2- 1	3- 1				
3- 2	0- 0	0- 1	HOME	0- 0	1- 1	2- 0				
3- 3	0- 0	0- 0	AWAY	1- 2	1- 0	1- 1				
0- 0	0- 0	0- 0	NEUTRAL	0- 0	0- 0	0- 0				
6- 4	0- 1	2- 2	CONFERENCE	1- 1	1- 0	2- 0				
4- 2	0- 0	1- 1	HOME	0- 1	1- 0	2- 0				
2- 2	0- 1	1- 1	AWAY	1- 0	0- 0	0- 0				
0- 0	0- 0	0- 0	NEUTRAL	0- 0	0- 0	0- 0				

RPI 1-25				RPI 26-50				RPI 51-100 Team's RPI: 79				RPI 101+			
RPI	S	Opponent	Score	RPI	S	Opponent	Score	RPI	S	Opponent	Score	RPI	S	Opponent	Score
20	A	DePaul	69 85	28	H	Creighton	42 58	53	A	Temple	69 74	103	H	Penn	70 58
				37	A	Marquette	52 57	72	A	Drexel	52 54	112	A	Fordham	73 66
				43	H	James Madison	52 56	75	A	Georgia	63 58	131	H	George Washington	56 68
				44	A	St. John's (NY)	67 62	80	A	Seton Hall	61 55	134	H	Providence	51 49
				44	H	St. John's (NY)	66 64	95	H	Butler	41 58	183	A	American	54 76
												204	A	La Salle	77 69
												205	H	Saint Joseph's	60 44
												215	H	Manhattan	63 51
												229	H	Georgetown	74 53
												240	H	Xavier	66 54
LAST 10 Division I															
				44	H	St. John's (NY)	66 64	240	H	Xavier	66 54				
				37	A	Marquette	52 57	95	H	Butler	41 58				
				20	A	DePaul	69 85	44	A	St. John's (NY)	67 62				
				229	H	Georgetown	74 53	80	A	Seton Hall	61 55				
				103	H	Penn	70 58	28	H	Creighton	42 58				

Non-Div I Games:

Villanova

■ Loss,
■ Non-Conf,
■ S Site,
■ H Home
■ A Away
N Neutral

Virginia

Through Games Of Feb. 1, 2020

Average RPI Win: 104		WON-LOST	WINNING	LAST 10	STRENGTH OF	OPP. STRENGTH	TEAM	ADJ.	CONF.	ADJ CONF.
Average RPI Loss: 39		RECORD	PCT. RANK	GAMES	SCHEDULE	OF SCHEDULE	RPI	RPI	RPI	RPI
DIV. I ONLY		8- 13	243	3-7	1	37	42	42	5	5
DIV. I NON-CONF.		5- 6	187	0	1	48	22	22	3	3
TOTALS		RPI 1-25	RPI 26-50	W-L RECORDS		RPI 51-100	RPI 101-150	RPI 150+		
8- 13	0- 6	3- 2		OVERALL		2- 5	1- 0	2- 0		
5- 4	0- 2	3- 1		HOME		1- 1	1- 0	0- 0		
3- 8	0- 3	0- 1		AWAY		1- 4	0- 0	2- 0		
0- 1	0- 1	0- 0		NEUTRAL		0- 0	0- 0	0- 0		
5- 6	0- 4	2- 1		NON-CONFERENCE		1- 1	0- 0	2- 0		
3- 2	0- 2	2- 0		HOME		1- 0	0- 0	0- 0		
2- 3	0- 1	0- 1		AWAY		0- 1	0- 0	2- 0		
0- 1	0- 1	0- 0		NEUTRAL		0- 0	0- 0	0- 0		
3- 7	0- 2	1- 1		CONFERENCE		1- 4	1- 0	0- 0		
2- 2	0- 0	1- 1		HOME		0- 1	1- 0	0- 0		
1- 5	0- 2	0- 0		AWAY		1- 3	0- 0	0- 0		
0- 0	0- 0	0- 0		NEUTRAL		0- 0	0- 0	0- 0		

RPI 1-25				RPI 26-50				Team's RPI: 42		RPI 51-100				RPI 101+			
RPI	S	Opponent	Score	RPI	S	Opponent	Score			RPI	S	Opponent	Score	RPI	S	Opponent	Score
3	A	Louisville	56 71	31	H	Old Dominion	56 53			58	A	North Carolina	68 78	126	H	Notre Dame	90 60
9	A	UConn	44 83	35	H	Virginia Tech	61 69			58	H	North Carolina	47 65	182	A	UNLV	63 55
10	H	UCLA	62 73	38	H	Duke	66 63			63	A	Georgia Tech	51 61	272	A	CSUN	72 47
14	N	Mississippi St.	59 72	39	A	Rutgers	63 73			64	A	Boston College	69 52				
18	A	NC State	60 80	43	H	James Madison	55 49			76	H	Bucknell	84 60				
21	H	Kentucky	47 50							88	A	Southern California	49 59				
										89	A	Wake Forest	56 62				
LAST 10 Division I																	
				58	A	North Carolina	68 78			64	A	Boston College	69 52				
				126	H	Notre Dame	90 60			38	H	Duke	66 63				
				3	A	Louisville	56 71			18	A	NC State	60 80				
				35	H	Virginia Tech	61 69			58	H	North Carolina	47 65				
				89	A	Wake Forest	56 62			63	A	Georgia Tech	51 61				

Non-Div I Games:

Virginia

■ Loss,
■ Non-Conf, S Site,
■ Home
■ Away
N Neutral

Average RPI Win:	147	WON-LOST	WINNING	LAST 10	STRENGTH OF	OPP. STRENGTH	TEAM	ADJ.	CONF.	ADJ CONF.
Average RPI Loss:	52	RECORD	PCT. RANK	GAMES	SCHEDULE	OF SCHEDULE	RPI	RPI	RPI	RPI
DIV. I ONLY	15- 5	43	6-4	85	40	35	35	5	5	
DIV. I NON-CONF.	10- 1	19	1-0	106	119	25	25	3	3	
TOTALS	RPI 1-25	RPI 26-50	W-L RECORDS	RPI 51-100	RPI 101-150	RPI 150+				
15- 5	0- 2	2- 1	OVERALL	5- 1	1- 1	7- 0				
10- 0	0- 0	1- 0	HOME	3- 0	1- 0	5- 0				
2- 4	0- 2	1- 1	AWAY	0- 0	0- 1	1- 0				
3- 1	0- 0	0- 0	NEUTRAL	2- 1	0- 0	1- 0				
10- 1	0- 0	1- 0	NON-CONFERENCE	3- 1	1- 0	5- 0				
6- 0	0- 0	1- 0	HOME	1- 0	1- 0	3- 0				
1- 0	0- 0	0- 0	AWAY	0- 0	0- 0	1- 0				
3- 1	0- 0	0- 0	NEUTRAL	2- 1	0- 0	1- 0				
5- 4	0- 2	1- 1	CONFERENCE	2- 0	0- 1	2- 0				
4- 0	0- 0	0- 0	HOME	2- 0	0- 0	2- 0				
1- 4	0- 2	1- 1	AWAY	0- 0	0- 1	0- 0				
0- 0	0- 0	0- 0	NEUTRAL	0- 0	0- 0	0- 0				

RPI 1-25				RPI 26-50				Team's RPI: 35				RPI 51-100				RPI 101+			
RPI	S	Opponent	Score	RPI	S	Opponent	Score	RPI	S	Opponent	Score	RPI	S	Opponent	Score	RPI	S	Opponent	Score
18	A	NC State	69 76	26	H	Purdue	67 54	58	H	North Carolina	76 70	105	A	Syracuse	65 67				
23	A	Florida St.	62 86	38	A	Duke	67 72	64	H	Boston College	70 49	109	H	Liberty	73 69				
				42	A	Virginia	69 61	65	N	Belmont	60 58	167	N	Wichita St.	84 63				
								75	N	Georgia	72 77	175	H	Clemson	71 50				
								90	H	Davidson	88 68	235	A	George Mason	77 58				
								98	N	Rice	54 45	239	H	Gardner-Webb	87 65				
												248	H	Saint Francis (PA)	105 41				
												273	H	Pittsburgh	68 56				
												323	H	UMES	86 43				
LAST 10 Division I																			
105	A	Syracuse	65 67	273	H	Pittsburgh	68 56												
175	H	Clemson	71 50	58	H	North Carolina	76 70												
64	H	Boston College	70 49	18	A	NC State	69 76												
42	A	Virginia	69 61	23	A	Florida St.	62 86												
38	A	Duke	67 72	167	N	Wichita St.	84 63												

Non-Div I Games:

Virginia Tech

Average RPI Win: 322	WON-LOST	WINNING	LAST 10	STRENGTH OF	OPP. STRENGTH	TEAM	ADJ.	CONF.	ADJ CONF.
Average RPI Loss: 156	RECORD	PCT. RANK	GAMES	SCHEDULE	OF SCHEDULE	RPI	RPI	RPI	RPI
DIV. I ONLY	6- 12	260	3-7	185	337	269	269	30	30
DIV. I NON-CONF.	3- 7	252	0-2	45	319	204	204	30	30
TOTALS	RPI 1-25	RPI 26-50	W-L RECORDS	RPI 51-100	RPI 101-150	RPI 150+			
6- 12	0- 1	0- 1	OVERALL	0- 4	0- 1	6- 5			
5- 2	0- 0	0- 0	HOME	0- 1	0- 0	5- 1			
1- 10	0- 1	0- 1	AWAY	0- 3	0- 1	1- 4			
0- 0	0- 0	0- 0	NEUTRAL	0- 0	0- 0	0- 0			
3- 7	0- 1	0- 1	NON-CONFERENCE	0- 4	0- 0	3- 1			
3- 1	0- 0	0- 0	HOME	0- 1	0- 0	3- 0			
0- 6	0- 1	0- 1	AWAY	0- 3	0- 0	0- 1			
0- 0	0- 0	0- 0	NEUTRAL	0- 0	0- 0	0- 0			
3- 5	0- 0	0- 0	CONFERENCE	0- 0	0- 1	3- 4			
2- 1	0- 0	0- 0	HOME	0- 0	0- 0	2- 1			
1- 4	0- 0	0- 0	AWAY	0- 0	0- 1	1- 3			
0- 0	0- 0	0- 0	NEUTRAL	0- 0	0- 0	0- 0			

RPI 1-25				RPI 26-50				RPI 51-100				RPI 101+ Team's RPI: 269			
RPI	S	Opponent	Score	RPI	S	Opponent	Score	RPI	S	Opponent	Score	RPI	S	Opponent	Score
7	A	Maryland	56 119	35	A	Yale	68 87	84	H	Stony Brook	45 66	150	A	Robert Morris	47 51
								86	A	Colgate	58 74	224	A	Mt. St. Mary's	63 78
								87	A	Rider	63 77	230	A	Youngstown St.	42 64
								95	A	Butler	58 74	248	A	Saint Francis (PA)	50 51
												282	H	Sacred Heart	65 79
												302	H	UMBC	67 60
												308	H	St. Francis Brooklyn	74 66
												319	A	Bryant	58 45
												330	H	NJIT	61 59
												335	H	LIU Brooklyn	63 61
												336	H	Saint Peter's	90 89
												345	A	Central Conn. St.	63 66
LAST 10 Division I															
319	A	Bryant	58 45	150	A	Robert Morris	47 51								
345	A	Central Conn. St.	63 66	282	H	Sacred Heart	65 79								
335	H	LIU Brooklyn	63 61	224	A	Mt. St. Mary's	63 78								
308	H	St. Francis Brooklyn	74 66	35	A	Yale	68 87								
248	A	Saint Francis (PA)	50 51	86	A	Colgate	58 74								

Non-Div I Games: Staten Island 81 57

Wagner

■ Loss,
 ■ Non-Conf,
 ■ S Site,
 ■ H Home
 ■ A Away
 N Neutral

Wake Forest

Through Games Of Feb. 1, 2020

Average RPI Win:	142	WON-LOST	WINNING	LAST 10	STRENGTH OF	OPP. STRENGTH	TEAM	ADJ.	CONF.	ADJ CONF.
Average RPI Loss:	99	RECORD	PCT. RANK	GAMES	SCHEDULE	OF SCHEDULE	RPI	RPI	RPI	RPI
DIV. I ONLY	12- 9	128	5-5	71	38	89	89	5	5	
DIV. I NON-CONF.	7- 4	100	0	145	165	114	114	3	3	
TOTALS	RPI 1-25	RPI 26-50	W-L RECORDS	RPI 51-100	RPI 101-150	RPI 150+				
12- 9	0- 3	2- 1	OVERALL	2- 2	3- 0	5- 3				
8- 3	0- 1	1- 0	HOME	1- 1	2- 0	4- 1				
2- 6	0- 2	1- 1	AWAY	0- 1	0- 0	1- 2				
2- 0	0- 0	0- 0	NEUTRAL	1- 0	1- 0	0- 0				
7- 4	0- 0	0- 1	NON-CONFERENCE	1- 1	2- 0	4- 2				
4- 2	0- 0	0- 0	HOME	0- 1	1- 0	3- 1				
1- 2	0- 0	0- 1	AWAY	0- 0	0- 0	1- 1				
2- 0	0- 0	0- 0	NEUTRAL	1- 0	1- 0	0- 0				
5- 5	0- 3	2- 0	CONFERENCE	1- 1	1- 0	1- 1				
4- 1	0- 1	1- 0	HOME	1- 0	1- 0	1- 0				
1- 4	0- 2	1- 0	AWAY	0- 1	0- 0	0- 1				
0- 0	0- 0	0- 0	NEUTRAL	0- 0	0- 0	0- 0				

RPI 1-25				RPI 26-50				RPI 51-100 Team's RPI: 89				RPI 101+			
RPI	S	Opponent	Score	RPI	S	Opponent	Score	RPI	S	Opponent	Score	RPI	S	Opponent	Score
3	A	Louisville	61 75	38	A	Duke	60 58	55	A	Miami (FL)	56 59	105	H	Syracuse	65 60
18	A	NC State	45 59	42	H	Virginia	62 56	63	H	Georgia Tech	65 60	130	H	Campbell	74 46
23	H	Florida St.	65 70	44	A	St. John's (NY)	74 82	67	H	Charlotte	65 77	139	N	Florida	73 68
								85	N	Dayton	78 59	153	H	UNC Greensboro	65 67
												155	A	Elon	69 57
												175	H	Clemson	63 58
												249	H	UNCW	65 55
												250	H	Col. of Charleston	106 50
												259	A	ETSU	60 67
												271	H	East Carolina	76 53
												273	A	Pittsburgh	48 53
LAST 10 Division I															
273	A	Pittsburgh	48 53	3	A	Louisville	61 75								
105	H	Syracuse	65 60	175	H	Clemson	63 58								
23	H	Florida St.	65 70	63	H	Georgia Tech	65 60								
18	A	NC State	45 59	38	A	Duke	60 58								
42	H	Virginia	62 56	55	A	Miami (FL)	56 59								

Non-Div I Games:

Wake Forest

■ Loss,
■ Non-Conf, S Site,
■ Home
■ Away
N Neutral

Average RPI Win:	189	WON-LOST	WINNING	LAST 10	STRENGTH OF	OPP. STRENGTH	TEAM	ADJ.	CONF.	ADJ CONF.
Average RPI Loss:	67	RECORD	PCT. RANK	GAMES	SCHEDULE	OF SCHEDULE	RPI	RPI	RPI	RPI
DIV. I ONLY	10- 10	178	2-8	50	49	108	108	1	1	
DIV. I NON-CONF.	8- 3	68	0-1	197	181	125	125	1	1	
TOTALS	RPI 1-25	RPI 26-50	W-L RECORDS	RPI 51-100	RPI 101-150	RPI 150+				
10- 10	1- 4	0- 1	OVERALL	1- 3	2- 1	6- 1				
4- 7	0- 2	0- 1	HOME	0- 2	0- 1	4- 1				
3- 3	0- 2	0- 0	AWAY	1- 1	2- 0	0- 0				
3- 0	1- 0	0- 0	NEUTRAL	0- 0	0- 0	2- 0				
8- 3	1- 0	0- 0	NON-CONFERENCE	0- 1	1- 1	6- 1				
4- 3	0- 0	0- 0	HOME	0- 1	0- 1	4- 1				
1- 0	0- 0	0- 0	AWAY	0- 0	1- 0	0- 0				
3- 0	1- 0	0- 0	NEUTRAL	0- 0	0- 0	2- 0				
2- 7	0- 4	0- 1	CONFERENCE	1- 2	1- 0	0- 0				
0- 4	0- 2	0- 1	HOME	0- 1	0- 0	0- 0				
2- 3	0- 2	0- 0	AWAY	1- 1	1- 0	0- 0				
0- 0	0- 0	0- 0	NEUTRAL	0- 0	0- 0	0- 0				

RPI 1-25				RPI 26-50				RPI 51-100				RPI 101+ Team's RPI: 108			
RPI	S	Opponent	Score	RPI	S	Opponent	Score	RPI	S	Opponent	Score	RPI	S	Opponent	Score
4	A	Stanford	56 77	27	H	Arizona	58 66	82	A	Washington St.	65 56	118	A	San Diego	65 47
4	H	Stanford	41 58					82	H	Washington St.	59 66	137	A	California	67 64
8	N	Iowa	70 63					88	A	Southern California	78 81	140	H	Tulane	62 64
10	A	UCLA	80 85					92	H	Vanderbilt	74 76	193	H	Hawaii	50 62
25	H	Arizona St.	50 67									200	H	CSU Bakersfield	80 49
LAST 10 Division I															
4	H	Stanford	41 58	82	H	Washington St.	59 66	4	A	Stanford	56 77	238	N	Iona	65 34
88	A	Southern California	78 81	4	A	Stanford	56 77	137	A	California	67 64	262	N	Howard	75 58
10	A	UCLA	80 85	82	A	Washington St.	65 56	82	A	Washington St.	65 56	313	H	Seattle U	78 46
27	H	Arizona	58 66	92	H	Vanderbilt	74 76	92	H	Vanderbilt	74 76	316	H	Weber St.	94 41
25	H	Arizona St.	50 67												

Non-Div I Games:

Washington

■ Loss,
■ Non-Conf,
■ S Site,
■ H Home
■ A Away
N Neutral

Average RPI Win:	189	WON-LOST	WINNING	LAST 10	STRENGTH OF	OPP. STRENGTH	TEAM	ADJ.	CONF.	ADJ CONF.
Average RPI Loss:	31	RECORD	PCT. RANK	GAMES	SCHEDULE	OF SCHEDULE	RPI	RPI	RPI	RPI
DIV. I ONLY	10- 11	191	3-7	15	18	82	82	1	1	
DIV. I NON-CONF.	7- 5	131	0-1	38	35	79	79	1	1	
TOTALS	RPI 1-25	RPI 26-50	W-L RECORDS	RPI 51-100	RPI 101-150	RPI 150+				
10- 11	0- 7	0- 1	OVERALL	1- 2	4- 1	5- 0				
6- 4	0- 2	0- 1	HOME	1- 0	1- 1	4- 0				
3- 4	0- 2	0- 0	AWAY	0- 2	3- 0	0- 0				
1- 3	0- 3	0- 0	NEUTRAL	0- 0	0- 0	1- 0				
7- 5	0- 4	0- 0	NON-CONFERENCE	1- 1	1- 0	5- 0				
5- 1	0- 1	0- 0	HOME	1- 0	0- 0	4- 0				
1- 1	0- 0	0- 0	AWAY	0- 1	1- 0	0- 0				
1- 3	0- 3	0- 0	NEUTRAL	0- 0	0- 0	1- 0				
3- 6	0- 3	0- 1	CONFERENCE	0- 1	3- 1	0- 0				
1- 3	0- 1	0- 1	HOME	0- 0	1- 1	0- 0				
2- 3	0- 2	0- 0	AWAY	0- 1	2- 0	0- 0				
0- 0	0- 0	0- 0	NEUTRAL	0- 0	0- 0	0- 0				

RPI 1-25				RPI 26-50				RPI 51-100 Team's RPI: 82				RPI 101+			
RPI	S	Opponent	Score	RPI	S	Opponent	Score	RPI	S	Opponent	Score	RPI	S	Opponent	Score
2	N	South Carolina	53 68	27	H	Arizona	67 74	55	A	Miami (FL)	68 74	102	A	Boise St.	80 68
4	A	Stanford	58 77					66	H	BYU	67 50	108	A	Washington	66 59
5	N	Baylor	66 89					88	A	Southern California	63 74	108	H	Washington	56 65
6	H	Gonzaga	53 76									137	A	California	96 75
10	A	UCLA	50 66									137	H	California	92 66
13	N	Indiana	44 78									214	H	Pepperdine	85 48
25	H	Arizona St.	56 65									242	N	Southern U.	69 54
LAST 10 Division I															
137	H	California	92 66	108	A	Washington	66 59								
10	A	UCLA	50 66	137	A	California	96 75								
88	A	Southern California	63 74	4	A	Stanford	58 77								
25	H	Arizona St.	56 65	108	H	Washington	56 65								
27	H	Arizona	67 74	55	A	Miami (FL)	68 74								

Non-Div I Games:

Washington St.

■ Loss,
 ■ Non-Conf,
 ■ S Site,
 ■ H Home
 ■ A Away
 N Neutral

Average RPI Win:	282	WON-LOST	WINNING	LAST 10	STRENGTH OF	OPP. STRENGTH	TEAM	ADJ.	CONF.	ADJ CONF.
Average RPI Loss:	180	RECORD	PCT. RANK	GAMES	SCHEDULE	OF SCHEDULE	RPI	RPI	RPI	RPI
DIV. I ONLY	3- 17	326	1-9	243	242	316	316	18	18	
DIV. I NON-CONF.	2- 7	288	0	194	224	263	263	17	17	
TOTALS	RPI 1-25	RPI 26-50	W-L RECORDS	RPI 51-100	RPI 101-150	RPI 150+				
3- 17	0- 1	0- 0	OVERALL	0- 1	0- 4	3- 11				
1- 7	0- 0	0- 0	HOME	0- 0	0- 0	1- 7				
2- 10	0- 1	0- 0	AWAY	0- 1	0- 4	2- 4				
0- 0	0- 0	0- 0	NEUTRAL	0- 0	0- 0	0- 0				
2- 7	0- 1	0- 0	NON-CONFERENCE	0- 0	0- 3	2- 3				
1- 1	0- 0	0- 0	HOME	0- 0	0- 0	1- 1				
1- 6	0- 1	0- 0	AWAY	0- 0	0- 3	1- 2				
0- 0	0- 0	0- 0	NEUTRAL	0- 0	0- 0	0- 0				
1- 10	0- 0	0- 0	CONFERENCE	0- 1	0- 1	1- 8				
0- 6	0- 0	0- 0	HOME	0- 0	0- 0	0- 6				
1- 4	0- 0	0- 0	AWAY	0- 1	0- 1	1- 2				
0- 0	0- 0	0- 0	NEUTRAL	0- 0	0- 0	0- 0				

RPI 1-25				RPI 26-50				RPI 51-100				RPI 101+ Team's RPI: 316			
RPI	S	Opponent	Score	RPI	S	Opponent	Score	RPI	S	Opponent	Score	RPI	S	Opponent	Score
10	A	UCLA	45 85					96	A	Montana St.	52 81	106	A	Idaho	50 70
												107	A	Utah	46 75
												108	A	Washington	41 94
												111	A	Pacific	53 76
												156	H	Portland	59 78
												158	H	Northern Ariz.	82 88
												184	H	Portland St.	57 76
												189	A	Montana	57 85
												217	H	Southern Utah	71 87
												221	A	Northern Colo.	65 60
												221	H	Northern Colo.	65 69
												228	H	Idaho St.	54 65
												231	A	UTEP	51 70
												298	A	UC Riverside	64 54
												307	A	Eastern Wash.	53 63
												309	H	Sacramento St.	67 91
												318	A	New Mexico St.	47 77
												327	H	Utah Valley	72 46
LAST 10 Division I															
221	H	Northern Colo.	65 69	228	H	Idaho St.	54 65								
217	H	Southern Utah	71 87	309	H	Sacramento St.	67 91								
189	A	Montana	57 85	221	A	Northern Colo.	65 60								
96	A	Montana St.	52 81	158	H	Northern Ariz.	82 88								
184	H	Portland St.	57 76	106	A	Idaho	50 70								

Non-Div I Games:

Weber St.

West Virginia

Through Games Of Feb. 1, 2020

Average RPI Win:	165	WON-LOST	WINNING	LAST 10	STRENGTH OF	OPP. STRENGTH	TEAM	ADJ.	CONF.	ADJ CONF.
Average RPI Loss:	30	RECORD	PCT. RANK	GAMES	SCHEDULE	OF SCHEDULE	RPI	RPI	RPI	RPI
DIV. I ONLY	13- 5	49	6-4	62	41	40	40	3	3	
DIV. I NON-CONF.	10- 1	19	3-0	161	134	39	39	4	4	
TOTALS	RPI 1-25	RPI 26-50	W-L RECORDS	RPI 51-100	RPI 101-150	RPI 150+				
13- 5	1- 2	1- 3	OVERALL	1- 0	4- 0	6- 0				
6- 2	0- 0	1- 2	HOME	0- 0	1- 0	4- 0				
3- 2	1- 2	0- 0	AWAY	1- 0	1- 0	0- 0				
4- 1	0- 0	0- 1	NEUTRAL	0- 0	2- 0	2- 0				
10- 1	1- 0	0- 1	NON-CONFERENCE	0- 0	3- 0	6- 0				
5- 0	0- 0	0- 0	HOME	0- 0	1- 0	4- 0				
1- 0	1- 0	0- 0	AWAY	0- 0	0- 0	0- 0				
4- 1	0- 0	0- 1	NEUTRAL	0- 0	2- 0	2- 0				
3- 4	0- 2	1- 2	CONFERENCE	1- 0	1- 0	0- 0				
1- 2	0- 0	1- 2	HOME	0- 0	0- 0	0- 0				
2- 2	0- 2	0- 0	AWAY	1- 0	1- 0	0- 0				
0- 0	0- 0	0- 0	NEUTRAL	0- 0	0- 0	0- 0				

RPI 1-25				RPI 26-50				Team's RPI: 40	RPI 51-100				RPI 101+			
RPI	S	Opponent	Score	RPI	S	Opponent	Score		RPI	S	Opponent	Score	RPI	S	Opponent	Score
5	A	Baylor	51 91	28	N	Creighton	75 82		100	A	Kansas	68 49	104	N	Michigan St.	63 57
14	A	Mississippi St.	71 65	34	H	Texas	68 63						105	N	Syracuse	71 69
22	A	TCU	60 73	45	H	Oklahoma	49 73						136	A	Kansas St.	74 63
				48	H	Oklahoma St.	55 57						142	H	Cornell	68 62
LAST 10 Division I																
				22	A	TCU	60 73		100	A	Kansas	68 49				
				48	H	Oklahoma St.	55 57		136	A	Kansas St.	74 63				
				5	A	Baylor	51 91		142	H	Cornell	68 62				
				45	H	Oklahoma	49 73		105	N	Syracuse	71 69				
				34	H	Texas	68 63		104	N	Michigan St.	63 57				

Non-Div I Games:

West Virginia

■ Loss,
■ Non-Conf, S Site,
■ Home
■ Away
N Neutral

Average RPI Win:	335	WON-LOST	WINNING	LAST 10	STRENGTH OF	OPP. STRENGTH	TEAM	ADJ.	CONF.	ADJ CONF.
Average RPI Loss:	193	RECORD	PCT. RANK	GAMES	SCHEDULE	OF SCHEDULE	RPI	RPI	RPI	RPI
DIV. I ONLY	2- 18	340	1-9	216	339	337	337	25	25	
DIV. I NON-CONF.	1- 12	335	0-3	132	348	325	325	22	22	
TOTALS	RPI 1-25	RPI 26-50	W-L RECORDS	RPI 51-100	RPI 101-150	RPI 150+				
2- 18	0- 0	0- 0	OVERALL	0- 2	0- 3	2- 13				
2- 9	0- 0	0- 0	HOME	0- 0	0- 3	2- 6				
0- 9	0- 0	0- 0	AWAY	0- 2	0- 0	0- 7				
0- 0	0- 0	0- 0	NEUTRAL	0- 0	0- 0	0- 0				
1- 12	0- 0	0- 0	NON-CONFERENCE	0- 2	0- 2	1- 8				
1- 6	0- 0	0- 0	HOME	0- 0	0- 2	1- 4				
0- 6	0- 0	0- 0	AWAY	0- 2	0- 0	0- 4				
0- 0	0- 0	0- 0	NEUTRAL	0- 0	0- 0	0- 0				
1- 6	0- 0	0- 0	CONFERENCE	0- 0	0- 1	1- 5				
1- 3	0- 0	0- 0	HOME	0- 0	0- 1	1- 2				
0- 3	0- 0	0- 0	AWAY	0- 0	0- 0	0- 3				
0- 0	0- 0	0- 0	NEUTRAL	0- 0	0- 0	0- 0				

RPI S	Opponent	Score	RPI S	Opponent	Score	RPI S	Opponent	Score	RPI S	Opponent	Score	Team's RPI: 337
						58	A North Carolina	55 92	127	H Coastal Caro.	43 66	
						90	A Davidson	51 101	130	H Campbell	40 61	
									148	H Samford	50 62	
									153	A UNC Greensboro	43 54	
									155	A Elon	24 68	
									163	H Tennessee Tech	58 62	
									187	A Furman	53 69	
									195	H Cleveland St.	61 68	
									219	H Chattanooga	52 59	
									237	H UNC Asheville	47 64	
									239	A Gardner-Webb	62 88	
									250	A Col. of Charleston	62 73	
									258	H Winthrop	60 63	
									259	H ETSU	57 62	
									270	A Wofford	63 76	
									329	H Mercer	51 40	
									338	A USC Upstate	62 70	
									340	H Charleston So.	69 64	
LAST 10 Division I												
			329	H Mercer	51 40		259	H ETSU	57 62			
			148	H Samford	50 62		219	H Chattanooga	52 59			
			187	A Furman	53 69		250	A Col. of Charleston	62 73			
			270	A Wofford	63 76		258	H Winthrop	60 63			
			153	A UNC Greensboro	43 54		163	H Tennessee Tech	58 62			

Non-Div I Games: Southern Wesleyan 70 37 UVa-Wise 64 55

Western Caro.

Loss, Non-Conf, S Site, H Home A Away N Neutral

Average RPI Win:	276	WON-LOST	WINNING	LAST 10	STRENGTH OF	OPP. STRENGTH	TEAM	ADJ.	CONF.	ADJ CONF.
Average RPI Loss:	94	RECORD	PCT. RANK	GAMES	SCHEDULE	OF SCHEDULE	RPI	RPI	RPI	RPI
DIV. I ONLY	9- 11	205	6-4	212	149	212	212	19	19	
DIV. I NON-CONF.	3- 7	252	0	154	103	234	234	18	18	
TOTALS	RPI 1-25	RPI 26-50	W-L RECORDS	RPI 51-100	RPI 101-150	RPI 150+				
9- 11	0- 0	0- 3	OVERALL	0- 5	1- 1	8- 2				
6- 3	0- 0	0- 1	HOME	0- 2	1- 0	5- 0				
3- 6	0- 0	0- 2	AWAY	0- 2	0- 1	3- 1				
0- 2	0- 0	0- 0	NEUTRAL	0- 1	0- 0	0- 1				
3- 7	0- 0	0- 2	NON-CONFERENCE	0- 3	1- 1	2- 1				
2- 1	0- 0	0- 0	HOME	0- 1	1- 0	1- 0				
1- 4	0- 0	0- 2	AWAY	0- 1	0- 1	1- 0				
0- 2	0- 0	0- 0	NEUTRAL	0- 1	0- 0	0- 1				
6- 4	0- 0	0- 1	CONFERENCE	0- 2	0- 0	6- 1				
4- 2	0- 0	0- 1	HOME	0- 1	0- 0	4- 0				
2- 2	0- 0	0- 0	AWAY	0- 1	0- 0	2- 1				
0- 0	0- 0	0- 0	NEUTRAL	0- 0	0- 0	0- 0				

RPI 1-25				RPI 26-50				RPI 51-100				RPI 101+				Team's RPI: 212
RPI	S	Opponent	Score	RPI	S	Opponent	Score	RPI	S	Opponent	Score	RPI	S	Opponent	Score	
				26	A	Purdue	59 66	52	H	Bradley	49 84	138	H	Southeast Mo. St.	97 91	
				30	A	Drake	75 94	70	A	South Dakota St.	45 75	145	A	Missouri	89 97	
				49	H	South Dakota	65 96	70	H	South Dakota St.	48 89	199	A	North Dakota	71 77	
								74	A	Illinois St.	65 78	227	N	Eastern Ill.	52 60	
								91	N	Southern Ill.	65 79	252	H	Oral Roberts	75 61	
												277	H	Indiana St.	83 72	
												285	A	North Dakota St.	79 78	
												285	H	North Dakota St.	86 79	
												291	H	Denver	82 75	
												293	A	Omaha	83 69	
												320	H	Purdue Fort Wayne	79 68	
												347	A	Chicago St.	88 78	
LAST 10 Division I																
				285	H	North Dakota St.	86 79	291	H	Denver	82 75					
				70	H	South Dakota St.	48 89	320	H	Purdue Fort Wayne	79 68					
				199	A	North Dakota	71 77	70	A	South Dakota St.	45 75					
				293	A	Omaha	83 69	285	A	North Dakota St.	79 78					
				252	H	Oral Roberts	75 61	49	H	South Dakota	65 96					

Non-Div I Games: Culver-Stockton 82 76 Ill.-Springfield 91 51 Mo. Baptist 90 69

Western Ill.

Average RPI Win:	147	WON-LOST	WINNING	LAST 10	STRENGTH OF	OPP. STRENGTH	TEAM	ADJ.	CONF.	ADJ CONF.
Average RPI Loss:	98	RECORD	PCT. RANK	GAMES	SCHEDULE	OF SCHEDULE	RPI	RPI	RPI	RPI
DIV. I ONLY	14- 6	58	6-4	66	67	32	32	13	13	
DIV. I NON-CONF.	8- 3	68	0-1	78	9	23	23	14	14	
TOTALS	RPI 1-25	RPI 26-50	W-L RECORDS	RPI 51-100	RPI 101-150	RPI 150+				
14- 6	1- 1	1- 2	OVERALL	4- 1	2- 0	6- 2				
8- 0	1- 0	1- 0	HOME	2- 0	1- 0	3- 0				
5- 6	0- 1	0- 2	AWAY	2- 1	1- 0	2- 2				
1- 0	0- 0	0- 0	NEUTRAL	0- 0	0- 0	1- 0				
8- 3	1- 1	1- 1	NON-CONFERENCE	2- 0	1- 0	3- 1				
4- 0	1- 0	1- 0	HOME	1- 0	0- 0	1- 0				
3- 3	0- 1	0- 1	AWAY	1- 0	1- 0	1- 1				
1- 0	0- 0	0- 0	NEUTRAL	0- 0	0- 0	1- 0				
6- 3	0- 0	0- 1	CONFERENCE	2- 1	1- 0	3- 1				
4- 0	0- 0	0- 0	HOME	1- 0	1- 0	2- 0				
2- 3	0- 0	0- 1	AWAY	1- 1	0- 0	1- 1				
0- 0	0- 0	0- 0	NEUTRAL	0- 0	0- 0	0- 0				

RPI 1-25				RPI 26-50				Team's RPI: 32				RPI 51-100				RPI 101+			
RPI	S	Opponent	Score	RPI	S	Opponent	Score	RPI	S	Opponent	Score	RPI	S	Opponent	Score	RPI	S	Opponent	Score
3	A	Louisville	56 75	26	A	Purdue	50 67	59	H	Middle Tenn.	71 63	116	H	UAB	69 65				
17	H	Central Mich.	93 58	31	A	Old Dominion	65 76	65	H	Belmont	77 46	148	A	Samford	88 84				
				45	H	Oklahoma	74 63	67	A	Charlotte	60 56	174	A	Saint Mary's (CA)	73 80				
								78	A	Ball St.	91 86	176	H	Little Rock	77 58				
								98	A	Rice	65 73	178	H	Fla. Atlantic	68 59				
												244	N	Tulsa	76 63				
												256	A	North Texas	54 61				
												257	A	Marshall	74 65				
												283	H	FIU	71 51				
												329	A	Mercer	75 62				
LAST 10 Division I																			
283	H	FIU	71 51	59	H	Middle Tenn.	71 63												
178	H	Fla. Atlantic	68 59	116	H	UAB	69 65												
257	A	Marshall	74 65	98	A	Rice	65 73												
67	A	Charlotte	60 56	256	A	North Texas	54 61												
31	A	Old Dominion	65 76	26	A	Purdue	50 67												

Non-Div I Games:

Western Ky.

Average RPI Win:	236	WON-LOST	WINNING	LAST 10	STRENGTH OF	OPP. STRENGTH	TEAM	ADJ.	CONF.	ADJ CONF.
Average RPI Loss:	122	RECORD	PCT. RANK	GAMES	SCHEDULE	OF SCHEDULE	RPI	RPI	RPI	RPI
DIV. I ONLY	10- 8	139	5-5	168	186	151	151	10	10	
DIV. I NON-CONF.	6- 4	123	1-1	288	324	190	190	10	10	
TOTALS	RPI 1-25	RPI 26-50	W-L RECORDS	RPI 51-100	RPI 101-150	RPI 150+				
10- 8	0- 1	0- 1	OVERALL	1- 2	1- 1	8- 3				
5- 2	0- 1	0- 0	HOME	1- 0	0- 0	4- 1				
3- 5	0- 0	0- 1	AWAY	0- 1	1- 1	2- 2				
2- 1	0- 0	0- 0	NEUTRAL	0- 1	0- 0	2- 0				
6- 4	0- 0	0- 1	NON-CONFERENCE	0- 1	1- 0	5- 2				
2- 1	0- 0	0- 0	HOME	0- 0	0- 0	2- 1				
2- 2	0- 0	0- 1	AWAY	0- 0	1- 0	1- 1				
2- 1	0- 0	0- 0	NEUTRAL	0- 1	0- 0	2- 0				
4- 4	0- 1	0- 0	CONFERENCE	1- 1	0- 1	3- 1				
3- 1	0- 1	0- 0	HOME	1- 0	0- 0	2- 0				
1- 3	0- 0	0- 0	AWAY	0- 1	0- 1	1- 1				
0- 0	0- 0	0- 0	NEUTRAL	0- 0	0- 0	0- 0				

RPI 1-25				RPI 26-50				RPI 51-100				RPI 101+ Team's RPI: 151			
RPI	S	Opponent	Score	RPI	S	Opponent	Score	RPI	S	Opponent	Score	RPI	S	Opponent	Score
17	H	Central Mich.	70 80	46	A	Michigan	55 76	68	H	Ohio	73 72	114	A	Loyola Chicago	70 60
								78	A	Ball St.	65 68	115	A	Kent St.	63 75
								84	N	Stony Brook	47 50	170	H	Toledo	84 72
												178	H	Fla. Atlantic	79 80
												198	A	Akron	56 51
												198	H	Akron	79 71
												226	A	Bowling Green	63 72
												231	A	UTEP	46 76
												291	N	Denver	79 70
												318	N	New Mexico St.	79 76
												325	H	Detroit Mercy	82 67
												333	A	UIC	80 52
												347	H	Chicago St.	90 69
LAST 10 Division I															
				78	A	Ball St.	65 68	115	A	Kent St.	63 75				
				198	H	Akron	79 71	198	A	Akron	56 51				
				226	A	Bowling Green	63 72	170	H	Toledo	84 72				
				17	H	Central Mich.	70 80	114	A	Loyola Chicago	70 60				
				68	H	Ohio	73 72	84	N	Stony Brook	47 50				

Non-Div I Games: Kentucky St. 80 41

Western Mich.

Average RPI Win:	217	WON-LOST	WINNING	LAST 10	STRENGTH OF	OPP. STRENGTH	TEAM	ADJ.	CONF.	ADJ CONF.
Average RPI Loss:	96	RECORD	PCT. RANK	GAMES	SCHEDULE	OF SCHEDULE	RPI	RPI	RPI	RPI
DIV. I ONLY	12- 10	158	5-5	219	75	167	167	9	9	
DIV. I NON-CONF.	8- 5	117	1-0	226	91	143	143	9	9	
TOTALS	RPI 1-25	RPI 26-50	W-L RECORDS	RPI 51-100	RPI 101-150	RPI 150+				
12- 10	0- 2	1- 3	OVERALL	2- 1	0- 2	9- 2				
9- 3	0- 0	1- 1	HOME	1- 1	0- 1	7- 0				
2- 6	0- 2	0- 1	AWAY	0- 0	0- 1	2- 2				
1- 1	0- 0	0- 1	NEUTRAL	1- 0	0- 0	0- 0				
8- 5	0- 1	1- 3	NON-CONFERENCE	1- 0	0- 0	6- 1				
6- 1	0- 0	1- 1	HOME	0- 0	0- 0	5- 0				
1- 3	0- 1	0- 1	AWAY	0- 0	0- 0	1- 1				
1- 1	0- 0	0- 1	NEUTRAL	1- 0	0- 0	0- 0				
4- 5	0- 1	0- 0	CONFERENCE	1- 1	0- 2	3- 1				
3- 2	0- 0	0- 0	HOME	1- 1	0- 1	2- 0				
1- 3	0- 1	0- 0	AWAY	0- 0	0- 1	1- 1				
0- 0	0- 0	0- 0	NEUTRAL	0- 0	0- 0	0- 0				

RPI 1-25				RPI 26-50				RPI 51-100				RPI 101+ Team's RPI: 167			
RPI	S	Opponent	Score	RPI	S	Opponent	Score	RPI	S	Opponent	Score	RPI	S	Opponent	Score
9	A	UConn	55 83	28	A	Creighton	46 56	53	H	Temple	72 70	140	H	Tulane	56 61
11	A	Missouri St.	55 68	35	N	Virginia Tech	63 84	77	H	South Fla.	50 56	146	A	Houston	56 64
				45	H	Oklahoma	88 83	96	N	Montana St.	66 64	173	H	Eastern Mich.	63 52
				50	H	UNI	50 61					216	A	SMU	44 64
												234	A	Louisiana Tech	88 80
												242	H	Southern U.	69 63
												244	H	Tulsa	57 46
												252	A	Oral Roberts	66 79
												271	A	East Carolina	61 53
												271	H	East Carolina	57 55
												311	H	Houston Baptist	59 42
												317	H	Ark.-Pine Bluff	100 50
												344	H	Grambling	77 65
LAST 10 Division I															
271	H	East Carolina	57 55	244	H	Tulsa	57 46								
216	A	SMU	44 64	271	A	East Carolina	61 53								
146	A	Houston	56 64	140	H	Tulane	56 61								
77	H	South Fla.	50 56	9	A	UConn	55 83								
53	H	Temple	72 70	344	H	Grambling	77 65								

Non-Div I Games:

Wichita St.

■ Loss,
■ Non-Conf,
■ S Site,
■ H Home
■ A Away
N Neutral

William & Mary

Through Games Of Feb. 1, 2020

Average RPI Win:	236	WON-LOST	WINNING	LAST 10	STRENGTH OF	OPP. STRENGTH	TEAM	ADJ.	CONF.	ADJ CONF.
Average RPI Loss:	108	RECORD	PCT. RANK	GAMES	SCHEDULE	OF SCHEDULE	RPI	RPI	RPI	RPI
DIV. I ONLY	14- 6	58	6-4	306	119	147	147	14	14	
DIV. I NON-CONF.	9- 2	38	1-0	333	132	124	124	13	13	
TOTALS	RPI 1-25	RPI 26-50	W-L RECORDS	RPI 51-100	RPI 101-150	RPI 150+				
14- 6	0- 0	0- 2	OVERALL	0- 1	2- 2	12- 1				
6- 3	0- 0	0- 1	HOME	0- 1	0- 0	6- 1				
8- 3	0- 0	0- 1	AWAY	0- 0	2- 2	6- 0				
0- 0	0- 0	0- 0	NEUTRAL	0- 0	0- 0	0- 0				
9- 2	0- 0	0- 1	NON-CONFERENCE	0- 0	2- 1	7- 0				
4- 1	0- 0	0- 1	HOME	0- 0	0- 0	4- 0				
5- 1	0- 0	0- 0	AWAY	0- 0	2- 1	3- 0				
0- 0	0- 0	0- 0	NEUTRAL	0- 0	0- 0	0- 0				
5- 4	0- 0	0- 1	CONFERENCE	0- 1	0- 1	5- 1				
2- 2	0- 0	0- 0	HOME	0- 1	0- 0	2- 1				
3- 2	0- 0	0- 1	AWAY	0- 0	0- 1	3- 0				
0- 0	0- 0	0- 0	NEUTRAL	0- 0	0- 0	0- 0				

RPI S	Opponent	Score	RPI S	Opponent	Score	RPI S	Opponent	Score	RPI S	Opponent	Score	Team's RPI: 147
31	H Old Dominion	58 69	72	H Drexel	54 61	101	A VCU	69 55				
43	A James Madison	70 84				124	A Richmond	73 76				
						128	A Northeastern	55 61				
						131	A George Washington	63 51				
						155	A Elon	84 77				
						168	A Towson	83 75				
						179	H Norfolk St.	65 56				
						222	H Delaware	68 58				
						249	H UNCW	55 72				
						250	H Col. of Charleston	85 60				
						261	A Delaware St.	73 52				
						271	A East Carolina	78 68				
						286	A Army West Point	77 65				
						302	H UMBC	76 48				
						310	A Hofstra	66 53				
						323	H UMES	78 50				
						346	H Hartford	61 44				
LAST 10 Division I												
155	A Elon	84 77	250	H Col. of Charleston	85 60							
72	H Drexel	54 61	249	H UNCW	55 72							
222	H Delaware	68 58	168	A Towson	83 75							
128	A Northeastern	55 61	43	A James Madison	70 84							
310	A Hofstra	66 53	131	A George Washington	63 51							

Non-Div I Games:

William & Mary

Loss, Non-Conf, S Site, H Home A Away N Neutral

Winthrop

Through Games Of Feb. 1, 2020

Average RPI Win:	280	WON-LOST	WINNING	LAST 10	STRENGTH OF	OPP. STRENGTH	TEAM	ADJ.	CONF.	ADJ CONF.
Average RPI Loss:	195	RECORD	PCT. RANK	GAMES	SCHEDULE	OF SCHEDULE	RPI	RPI	RPI	RPI
DIV. I ONLY	9- 11	205	5-5	293	324	258	258	26	26	
DIV. I NON-CONF.	3- 6	235	0	297	265	287	287	28	28	
TOTALS	RPI 1-25	RPI 26-50	W-L RECORDS	RPI 51-100	RPI 101-150	RPI 150+				
9- 11	0- 1	0- 1	OVERALL	0- 0	0- 1	9- 8				
4- 4	0- 0	0- 0	HOME	0- 0	0- 0	4- 4				
5- 6	0- 1	0- 1	AWAY	0- 0	0- 1	5- 3				
0- 1	0- 0	0- 0	NEUTRAL	0- 0	0- 0	0- 1				
3- 6	0- 1	0- 1	NON-CONFERENCE	0- 0	0- 0	3- 4				
0- 3	0- 0	0- 0	HOME	0- 0	0- 0	0- 3				
3- 2	0- 1	0- 1	AWAY	0- 0	0- 0	3- 0				
0- 1	0- 0	0- 0	NEUTRAL	0- 0	0- 0	0- 1				
6- 5	0- 0	0- 0	CONFERENCE	0- 0	0- 1	6- 4				
4- 1	0- 0	0- 0	HOME	0- 0	0- 0	4- 1				
2- 4	0- 0	0- 0	AWAY	0- 0	0- 1	2- 3				
0- 0	0- 0	0- 0	NEUTRAL	0- 0	0- 0	0- 0				

RPI 1-25				RPI 26-50				RPI 51-100				RPI 101+ Team's RPI: 258			
RPI	S	Opponent	Score	RPI	S	Opponent	Score	RPI	S	Opponent	Score	RPI	S	Opponent	Score
21	A	Kentucky	36 91	31	A	Old Dominion	44 68					130	A	Campbell	47 63
												160	H	Hampton	72 66
												209	A	High Point	61 94
												209	H	High Point	69 63
												232	A	Radford	53 54
												237	H	UNC Asheville	43 50
												238	H	Iona	61 68
												239	A	Gardner-Webb	59 71
												249	A	UNCW	75 63
												250	H	Col. of Charleston	73 84
												265	H	Longwood	74 63
												270	N	Wofford	59 60
												292	H	Ga. Southern	47 91
												304	H	Presbyterian	61 54
												322	A	N.C. Central	56 46
												337	A	Western Caro.	63 60
												338	A	USC Upstate	52 38
												340	A	Charleston So.	58 53
LAST 10 Division I															
209	A	High Point	61 94	130	A	Campbell	47 63								
237	H	UNC Asheville	43 50	304	H	Presbyterian	61 54								
340	A	Charleston So.	58 53	338	A	USC Upstate	52 38								
265	H	Longwood	74 63	239	A	Gardner-Webb	59 71								
232	A	Radford	53 54	209	H	High Point	69 63								

Non-Div I Games:

Winthrop

■ Loss,
 ■ Non-Conf,
 ■ S Site,
 ■ H Home
 ■ A Away
 N Neutral

Average RPI Win:	206	WON-LOST	WINNING	LAST 10	STRENGTH OF	OPP. STRENGTH	TEAM	ADJ.	CONF.	ADJ CONF.
Average RPI Loss:	46	RECORD	PCT. RANK	GAMES	SCHEDULE	OF SCHEDULE	RPI	RPI	RPI	RPI
DIV. I ONLY	10- 11	191	2-8	54	70	118	118	2	2	
DIV. I NON-CONF.	8- 3	68	0	178	218	89	89	2	2	
TOTALS	RPI 1-25	RPI 26-50	W-L RECORDS	RPI 51-100	RPI 101-150	RPI 150+				
10- 11	0- 2	0- 4	OVERALL	3- 4	0- 1	7- 0				
7- 4	0- 1	0- 2	HOME	1- 1	0- 0	6- 0				
2- 6	0- 1	0- 1	AWAY	1- 3	0- 1	1- 0				
1- 1	0- 0	0- 1	NEUTRAL	1- 0	0- 0	0- 0				
8- 3	0- 0	0- 1	NON-CONFERENCE	2- 2	0- 0	6- 0				
6- 0	0- 0	0- 0	HOME	1- 0	0- 0	5- 0				
1- 2	0- 0	0- 0	AWAY	0- 2	0- 0	1- 0				
1- 1	0- 0	0- 1	NEUTRAL	1- 0	0- 0	0- 0				
2- 8	0- 2	0- 3	CONFERENCE	1- 2	0- 1	1- 0				
1- 4	0- 1	0- 2	HOME	0- 1	0- 0	1- 0				
1- 4	0- 1	0- 1	AWAY	1- 1	0- 1	0- 0				
0- 0	0- 0	0- 0	NEUTRAL	0- 0	0- 0	0- 0				

RPI	S	Opponent	Score	RPI	S	Opponent	Score	RPI	S	Opponent	Score	RPI	S	Opponent	Score	Team's RPI: 118
8	H	Iowa	78 85	26	A	Purdue	61 72	51	A	Colorado	57 74	104	A	Michigan St.	52 69	
13	A	Indiana	65 75	39	H	Rutgers	61 64	57	A	Nebraska	50 65	190	H	Penn St.	71 65	
				41	N	Arkansas	64 68	57	H	Nebraska	71 72	227	H	Eastern Ill.	63 55	
				46	H	Michigan	56 68	60	A	Minnesota	72 62	241	H	Milwaukee	71 40	
								63	A	Georgia Tech	41 60	270	H	Wofford	78 65	
								78	N	Ball St.	67 56	285	A	North Dakota St.	64 63	
								81	H	North Florida	75 62	296	H	Prairie View	68 42	
												334	H	Alabama St.	85 67	
LAST 10 Division I																
13	A	Indiana	65 75	104	A	Michigan St.	52 69									
57	H	Nebraska	71 72	57	A	Nebraska	50 65									
60	A	Minnesota	72 62	190	H	Penn St.	71 65									
8	H	Iowa	78 85	26	A	Purdue	61 72									
46	H	Michigan	56 68	39	H	Rutgers	61 64									

Non-Div I Games:

Wisconsin

Average RPI Win:	259	WON-LOST	WINNING	LAST 10	STRENGTH OF	OPP. STRENGTH	TEAM	ADJ.	CONF.	ADJ CONF.
Average RPI Loss:	186	RECORD	PCT. RANK	GAMES	SCHEDULE	OF SCHEDULE	RPI	RPI	RPI	RPI
DIV. I ONLY	9- 10	195	6-4	286	280	270	270	25	25	
DIV. I NON-CONF.	4- 8	235	1-2	225	318	292	292	22	22	
TOTALS	RPI 1-25	RPI 26-50	W-L RECORDS	RPI 51-100	RPI 101-150	RPI 150+				
9- 10	0- 0	0- 0	OVERALL	0- 1	0- 4	9- 5				
7- 4	0- 0	0- 0	HOME	0- 0	0- 2	7- 2				
1- 6	0- 0	0- 0	AWAY	0- 1	0- 2	1- 3				
1- 0	0- 0	0- 0	NEUTRAL	0- 0	0- 0	1- 0				
4- 8	0- 0	0- 0	NON-CONFERENCE	0- 1	0- 3	4- 4				
3- 3	0- 0	0- 0	HOME	0- 0	0- 1	3- 2				
0- 5	0- 0	0- 0	AWAY	0- 1	0- 2	0- 2				
1- 0	0- 0	0- 0	NEUTRAL	0- 0	0- 0	1- 0				
5- 2	0- 0	0- 0	CONFERENCE	0- 0	0- 1	5- 1				
4- 1	0- 0	0- 0	HOME	0- 0	0- 1	4- 0				
1- 1	0- 0	0- 0	AWAY	0- 0	0- 0	1- 1				
0- 0	0- 0	0- 0	NEUTRAL	0- 0	0- 0	0- 0				

RPI 1-25			RPI 26-50			RPI 51-100			RPI 101+			Team's RPI: 270
RPI	S	Opponent	Score	RPI	S	Opponent	Score	RPI	S	Opponent	Score	
						100 A Kansas	64 83			118 A Wisconsin	65 78	
										127 H Coastal Caro.	73 78	
										129 A Auburn	82 84	
										148 H Samford	58 74	
										153 H UNC Greensboro	66 61	
										187 H Furman	66 62	
										210 A Northern Ky.	72 80	
										219 A Chattanooga	76 80	
										237 H UNC Asheville	75 38	
										239 A Gardner-Webb	53 67	
										258 N Winthrop	60 59	
										259 A ETSU	76 47	
										265 H Longwood	79 76	
										278 H Appalachian St.	51 54	
										292 H Ga. Southern	57 70	
										304 H Presbyterian	67 60	
										329 H Mercer	77 49	
										337 H Western Caro.	76 63	
LAST 10 Division I												
						187 H Furman	66 62			329 H Mercer	77 49	
						153 H UNC Greensboro	66 61			148 H Samford	58 74	
						337 H Western Caro.	76 63			100 A Kansas	64 83	
						259 A ETSU	76 47			210 A Northern Ky.	72 80	
						219 A Chattanooga	76 80			237 H UNC Asheville	75 38	

Non-Div I Games: Brevard 82 34 Erskine 100 38 UNKNOWN 89 38

Wofford

Average RPI Win: 240	WON-LOST	WINNING	LAST 10	STRENGTH OF	OPP. STRENGTH	TEAM	ADJ.	CONF.	ADJ CONF.
Average RPI Loss: 141	RECORD	PCT. RANK	GAMES	SCHEDULE	OF SCHEDULE	RPI	RPI	RPI	RPI
DIV. I ONLY	11- 10	170	7-3	262	160	197	197	21	21
DIV. I NON-CONF.	4- 6	212	0	229	57	201	201	19	19
TOTALS	RPI 1-25	RPI 26-50	W-L RECORDS	RPI 51-100	RPI 101-150	RPI 150+			
11- 10	0- 0	0- 0	OVERALL	0- 4	1- 3	10- 3			
5- 3	0- 0	0- 0	HOME	0- 0	0- 2	5- 1			
5- 5	0- 0	0- 0	AWAY	0- 3	1- 1	4- 1			
1- 2	0- 0	0- 0	NEUTRAL	0- 1	0- 0	1- 1			
4- 6	0- 0	0- 0	NON-CONFERENCE	0- 3	0- 2	4- 1			
1- 1	0- 0	0- 0	HOME	0- 0	0- 1	1- 0			
2- 3	0- 0	0- 0	AWAY	0- 2	0- 1	2- 0			
1- 2	0- 0	0- 0	NEUTRAL	0- 1	0- 0	1- 1			
7- 4	0- 0	0- 0	CONFERENCE	0- 1	1- 1	6- 2			
4- 2	0- 0	0- 0	HOME	0- 0	0- 1	4- 1			
3- 2	0- 0	0- 0	AWAY	0- 1	1- 0	2- 1			
0- 0	0- 0	0- 0	NEUTRAL	0- 0	0- 0	0- 0			

RPI S	Opponent	Score	RPI S	Opponent	Score	RPI S	Opponent	Score	RPI S	Opponent	Score	Team's RPI: 197
						54 A	IUPUI	60 80	113 A	UT Arlington	62 68	
						55 A	Iowa St.	71 79	120 H	Abilene Christian	64 83	
						61 A	UCF	53 69	133 A	Green Bay	70 58	
						100 N	Kansas	63 74	133 H	Green Bay	59 68	
									195 H	Cleveland St.	78 62	
									200 H	CSU Bakersfield	65 60	
									210 A	Northern Ky.	63 55	
									216 A	SMU	69 61	
									230 H	Youngstown St.	91 41	
									240 A	Xavier	86 74	
									241 A	Milwaukee	58 60	
									241 H	Milwaukee	67 77	
									274 N	Loyola Maryland	66 51	
									281 H	Oakland	85 66	
									289 N	St. Bonaventure	56 57	
									325 H	Detroit Mercy	67 61	
									333 A	UIC	58 43	
LAST 10 Division I												
241 H	Milwaukee	67 77	54 A	IUPUI	60 80							
133 H	Green Bay	59 68	333 A	UIC	58 43							
281 H	Oakland	85 66	230 H	Youngstown St.	91 41							
325 H	Detroit Mercy	67 61	195 H	Cleveland St.	78 62							
210 A	Northern Ky.	63 55	133 A	Green Bay	70 58							

Non-Div I Games: Marian (IN) 64 60

Wright St.

Loss, Non-Conf, S Site, H Home A Away N Neutral

Wyoming

Through Games Of Feb. 1, 2020

Average RPI Win:	239	WON-LOST	WINNING	LAST 10	STRENGTH OF	OPP. STRENGTH	TEAM	ADJ.	CONF.	ADJ CONF.
Average RPI Loss:	156	RECORD	PCT. RANK	GAMES	SCHEDULE	OF SCHEDULE	RPI	RPI	RPI	RPI
DIV. I ONLY	10- 9	162	5-5	217	226	192	192	17	17	
DIV. I NON-CONF.	3- 5	224	0-1	213	227	257	257	24	24	
TOTALS	RPI 1-25	RPI 26-50	W-L RECORDS	RPI 51-100	RPI 101-150	RPI 150+				
10- 9	0- 1	0- 0	OVERALL	0- 3	2- 0	8- 5				
6- 4	0- 1	0- 0	HOME	0- 1	2- 0	4- 2				
4- 5	0- 0	0- 0	AWAY	0- 2	0- 0	4- 3				
0- 0	0- 0	0- 0	NEUTRAL	0- 0	0- 0	0- 0				
3- 5	0- 1	0- 0	NON-CONFERENCE	0- 2	0- 0	3- 2				
2- 3	0- 1	0- 0	HOME	0- 1	0- 0	2- 1				
1- 2	0- 0	0- 0	AWAY	0- 1	0- 0	1- 1				
0- 0	0- 0	0- 0	NEUTRAL	0- 0	0- 0	0- 0				
7- 4	0- 0	0- 0	CONFERENCE	0- 1	2- 0	5- 3				
4- 1	0- 0	0- 0	HOME	0- 0	2- 0	2- 1				
3- 3	0- 0	0- 0	AWAY	0- 1	0- 0	3- 2				
0- 0	0- 0	0- 0	NEUTRAL	0- 0	0- 0	0- 0				

RPI 1-25				RPI 26-50				RPI 51-100				RPI 101+ Team's RPI: 192			
RPI	S	Opponent	Score	RPI	S	Opponent	Score	RPI	S	Opponent	Score	RPI	S	Opponent	Score
6	H	Gonzaga	54 65					51	H	Colorado	56 66	102	H	Boise St.	73 68
								70	A	South Dakota St.	40 67	135	H	San Jose St.	80 45
								71	A	Fresno St.	59 89	174	H	Saint Mary's (CA)	69 67
												182	A	UNLV	53 65
												201	A	New Mexico	73 66
												221	H	Northern Colo.	44 46
												243	A	San Diego St.	60 67
												243	H	San Diego St.	81 67
												267	H	Colorado St.	49 56
												285	A	North Dakota St.	66 57
												287	H	Nevada	83 59
												291	A	Denver	57 71
												294	A	Utah St.	65 54
												314	A	Air Force	65 63
												351	H	Mississippi Val.	95 22
LAST 10 Division I															
135	H	San Jose St.	80 45	182	A	UNLV	53 65								
294	A	Utah St.	65 54	243	A	San Diego St.	60 67								
243	H	San Diego St.	81 67	267	H	Colorado St.	49 56								
71	A	Fresno St.	59 89	102	H	Boise St.	73 68								
287	H	Nevada	83 59	6	H	Gonzaga	54 65								

Non-Div I Games: Colo. Christian 70 31

Wyoming

■ Loss,
 ■ Non-Conf, S Site,
 ■ Home
 ■ Away
 N Neutral

Average RPI Win:	168	WON-LOST	WINNING	LAST 10	STRENGTH OF	OPP. STRENGTH	TEAM	ADJ.	CONF.	ADJ CONF.
Average RPI Loss:	93	RECORD	PCT. RANK	GAMES	SCHEDULE	OF SCHEDULE	RPI	RPI	RPI	RPI
DIV. I ONLY	2- 19	341	1-9	24	74	240	240	6	6	
DIV. I NON-CONF.	1- 10	329	0	29	110	249	249	6	6	
TOTALS	RPI 1-25	RPI 26-50	W-L RECORDS	RPI 51-100	RPI 101-150	RPI 150+				
2- 19	0- 2	0- 3	OVERALL	0- 9	1- 3	1- 2				
1- 9	0- 1	0- 2	HOME	0- 4	1- 0	0- 2				
1- 8	0- 0	0- 1	AWAY	0- 5	0- 2	1- 0				
0- 2	0- 1	0- 0	NEUTRAL	0- 0	0- 1	0- 0				
1- 10	0- 1	0- 0	NON-CONFERENCE	0- 5	1- 2	0- 2				
1- 4	0- 0	0- 0	HOME	0- 2	1- 0	0- 2				
0- 4	0- 0	0- 0	AWAY	0- 3	0- 1	0- 0				
0- 2	0- 1	0- 0	NEUTRAL	0- 0	0- 1	0- 0				
1- 9	0- 1	0- 3	CONFERENCE	0- 4	0- 1	1- 0				
0- 5	0- 1	0- 2	HOME	0- 2	0- 0	0- 0				
1- 4	0- 0	0- 1	AWAY	0- 2	0- 1	1- 0				
0- 0	0- 0	0- 0	NEUTRAL	0- 0	0- 0	0- 0				

RPI 1-25				RPI 26-50				RPI 51-100				RPI 101+ Team's RPI: 240			
RPI	S	Opponent	Score	RPI	S	Opponent	Score	RPI	S	Opponent	Score	RPI	S	Opponent	Score
15	N	Northwestern	59 79	28	A	Creighton	55 62	51	H	Colorado	53 62	107	H	Utah	70 63
20	H	DePaul	68 91	37	H	Marquette	60 80	53	A	Temple	65 78	134	A	Providence	48 60
				44	H	St. John's (NY)	67 75	78	A	Ball St.	49 70	139	N	Florida	64 67
								79	A	Villanova	54 66	150	A	Robert Morris	57 71
								80	H	Seton Hall	61 83	197	H	Wright St.	74 86
								87	A	Rider	57 64	229	A	Georgetown	85 64
								95	A	Butler	61 63	279	H	Eastern Ky.	55 56
								95	H	Butler	70 78				
								97	H	Cincinnati	78 85				
LAST 10 Division I															
95	A	Butler	61 63	79	A	Villanova	54 66								
134	A	Providence	48 60	229	A	Georgetown	85 64								
28	A	Creighton	55 62	95	H	Butler	70 78								
37	H	Marquette	60 80	80	H	Seton Hall	61 83								
20	H	DePaul	68 91	44	H	St. John's (NY)	67 75								

Non-Div I Games:

Xavier

Average RPI Win:	190	WON-LOST	WINNING	LAST 10	STRENGTH OF	OPP. STRENGTH	TEAM	ADJ.	CONF.	ADJ CONF.
Average RPI Loss:	47	RECORD	PCT. RANK	GAMES	SCHEDULE	OF SCHEDULE	RPI	RPI	RPI	RPI
DIV. I ONLY	14- 3	28	9-1	95	162	35	35	8	8	
DIV. I NON-CONF.	10- 3	58	5-1	102	180	53	53	8	8	
TOTALS	RPI 1-25	RPI 26-50	W-L RECORDS	RPI 51-100	RPI 101-150	RPI 150+				
14- 3	0- 1	0- 1	OVERALL	2- 1	3- 0	9- 0				
6- 1	0- 0	0- 1	HOME	0- 0	1- 0	5- 0				
7- 2	0- 1	0- 0	AWAY	1- 1	2- 0	4- 0				
1- 0	0- 0	0- 0	NEUTRAL	1- 0	0- 0	0- 0				
10- 3	0- 1	0- 1	NON-CONFERENCE	2- 1	2- 0	6- 0				
5- 1	0- 0	0- 1	HOME	0- 0	1- 0	4- 0				
4- 2	0- 1	0- 0	AWAY	1- 1	1- 0	2- 0				
1- 0	0- 0	0- 0	NEUTRAL	1- 0	0- 0	0- 0				
4- 0	0- 0	0- 0	CONFERENCE	0- 0	1- 0	3- 0				
1- 0	0- 0	0- 0	HOME	0- 0	0- 0	1- 0				
3- 0	0- 0	0- 0	AWAY	0- 0	1- 0	2- 0				
0- 0	0- 0	0- 0	NEUTRAL	0- 0	0- 0	0- 0				

RPI 1-25				RPI 26-50				Team's RPI: 35				RPI 51-100				RPI 101+			
RPI	S	Opponent	Score	RPI	S	Opponent	Score	RPI	S	Opponent	Score	RPI	S	Opponent	Score	RPI	S	Opponent	Score
10	A	UCLA	65 100	44	H	St. John's (NY)	66 80	58	A	North Carolina	66 63	128	A	Northeastern	78 63				
								71	N	Fresno St.	87 67	134	H	Providence	82 79				
								86	A	Colgate	67 70	142	A	Cornell	74 67				
												165	H	Quinnipiac	63 59				
												169	A	Columbia	85 60				
												203	A	UMass Lowell	67 59				
												225	A	Brown	73 40				
												225	H	Brown	79 72				
												263	A	LMU (CA)	81 65				
												269	H	Wagner	87 68				
												282	H	Sacred Heart	87 40				
												329	H	Mercer	68 60				
LAST 10 Division I																			
142	A	Cornell	74 67	269	H	Wagner	87 68												
169	A	Columbia	85 60	58	A	North Carolina	66 63												
225	A	Brown	73 40	282	H	Sacred Heart	87 40												
225	H	Brown	79 72	44	H	St. John's (NY)	66 80												
329	H	Mercer	68 60	263	A	LMU (CA)	81 65												

Non-Div I Games:

Yale

■ Loss,
 ■ Non-Conf,
 S Site,
 ■ Home
 ■ Away
 N Neutral

Average RPI Win:	256	WON-LOST	WINNING	LAST 10	STRENGTH OF	OPP. STRENGTH	TEAM	ADJ.	CONF.	ADJ CONF.
Average RPI Loss:	167	RECORD	PCT. RANK	GAMES	SCHEDULE	OF SCHEDULE	RPI	RPI	RPI	RPI
DIV. I ONLY	9- 11	205	3-7	270	250	230	230	21	21	
DIV. I NON-CONF.	5- 4	140	0	240	226	164	164	19	19	
TOTALS	RPI 1-25	RPI 26-50	W-L RECORDS	RPI 51-100	RPI 101-150	RPI 150+				
9- 11	0- 1	0- 0	OVERALL	1- 1	0- 3	8- 6				
5- 3	0- 0	0- 0	HOME	1- 0	0- 2	4- 1				
4- 8	0- 1	0- 0	AWAY	0- 1	0- 1	4- 5				
0- 0	0- 0	0- 0	NEUTRAL	0- 0	0- 0	0- 0				
5- 4	0- 1	0- 0	NON-CONFERENCE	0- 0	0- 2	5- 1				
3- 1	0- 0	0- 0	HOME	0- 0	0- 1	3- 0				
2- 3	0- 1	0- 0	AWAY	0- 0	0- 1	2- 1				
0- 0	0- 0	0- 0	NEUTRAL	0- 0	0- 0	0- 0				
4- 7	0- 0	0- 0	CONFERENCE	1- 1	0- 1	3- 5				
2- 2	0- 0	0- 0	HOME	1- 0	0- 1	1- 1				
2- 5	0- 0	0- 0	AWAY	0- 1	0- 0	2- 4				
0- 0	0- 0	0- 0	NEUTRAL	0- 0	0- 0	0- 0				

RPI 1-25				RPI 26-50				RPI 51-100				RPI 101+ Team's RPI: 230			
RPI	S	Opponent	Score	RPI	S	Opponent	Score	RPI	S	Opponent	Score	RPI	S	Opponent	Score
13	A	Indiana	56 93					54	A	IUPUI	69 77	115	H	Kent St.	73 82
								54	H	IUPUI	75 73	133	H	Green Bay	63 70
												150	A	Robert Morris	43 58
												173	H	Eastern Mich.	79 77
												195	A	Cleveland St.	52 60
												197	A	Wright St.	41 91
												198	A	Akron	62 91
												210	A	Northern Ky.	56 75
												241	H	Milwaukee	62 74
												248	A	Saint Francis (PA)	56 46
												269	H	Wagner	64 42
												279	A	Eastern Ky.	72 63
												281	A	Oakland	79 74
												325	A	Detroit Mercy	62 47
												333	A	UIC	53 59
												333	H	UIC	77 65
												341	H	Canisius	87 59
LAST 10 Division I															
				54	A	IUPUI	69 77	281	A	Oakland	79 74				
				333	A	UIC	53 59	195	A	Cleveland St.	52 60				
				241	H	Milwaukee	62 74	197	A	Wright St.	41 91				
				133	H	Green Bay	63 70	210	A	Northern Ky.	56 75				
				325	A	Detroit Mercy	62 47	333	H	UIC	77 65				

Non-Div I Games: Lake Erie 83 48 Muskingum 92 46

Youngstown St.

Loss, Non-Conf, S Site, H Home A Away N Neutral