

Average RPI Win:	272	WON-LOST	WINNING	LAST 10	STRENGTH OF	OPP. STRENGTH	TEAM	ADJ.	CONF.	ADJ CONF.
Average RPI Loss:	172	RECORD	PCT. RANK	GAMES	SCHEDULE	OF SCHEDULE	RPI	RPI	RPI	RPI
DIV. I ONLY	6- 8	212	0- 1	302	275	279	279	27	27	
DIV. I NON-CONF.	2- 5	264	0- 0	292	232	302	302	23	23	
TOTALS	RPI 1-25	RPI 26-50	W-L RECORDS	RPI 51-100	RPI 101-150	RPI 150+				
6- 8	0- 0	0- 0	OVERALL	0- 1	0- 0	6- 7				
3- 4	0- 0	0- 0	HOME	0- 0	0- 0	3- 4				
2- 3	0- 0	0- 0	AWAY	0- 1	0- 0	2- 2				
1- 1	0- 0	0- 0	NEUTRAL	0- 0	0- 0	1- 1				
2- 5	0- 0	0- 0	NON-CONFERENCE	0- 0	0- 0	2- 5				
0- 3	0- 0	0- 0	HOME	0- 0	0- 0	0- 3				
1- 1	0- 0	0- 0	AWAY	0- 0	0- 0	1- 1				
1- 1	0- 0	0- 0	NEUTRAL	0- 0	0- 0	1- 1				
4- 3	0- 0	0- 0	CONFERENCE	0- 1	0- 0	4- 2				
3- 1	0- 0	0- 0	HOME	0- 0	0- 0	3- 1				
1- 2	0- 0	0- 0	AWAY	0- 1	0- 0	1- 1				
0- 0	0- 0	0- 0	NEUTRAL	0- 0	0- 0	0- 0				

RPI 1-25				RPI 26-50				RPI 51-100				RPI 101+				Team's RPI: 279	
RPI	S	Opponent	Score	RPI	S	Opponent	Score	RPI	S	Opponent	Score	RPI	S	Opponent	Score		
								66	A	Lamar University	58	76	156	A	Texas Tech	61	78
												160	H	New Mexico St.	65	67	
												162	H	Abilene Christian	68	72	
												177	H	Texas St.	53	60	
												201	A	Nicholls St.	55	85	
												206	N	Prairie View	59	67	
												207	H	Sam Houston St.	76	61	
												236	N	Louisiana	64	63	
												251	A	UTRGV	59	49	
												251	H	UTRGV	57	70	
												296	A	Central Ark.	73	65	
												313	H	New Orleans	57	51	
												331	H	Northwestern St.	79	55	
LAST 12 Division I GAMES:																	
				162	H	Abilene Christian	68	72				296	A	Central Ark.	73	65	
				201	A	Nicholls St.	55	85				160	H	New Mexico St.	65	67	
				313	H	New Orleans	57	51				251	H	UTRGV	57	70	
				207	H	Sam Houston St.	76	61				206	N	Prairie View	59	67	
				331	H	Northwestern St.	79	55				236	N	Louisiana	64	63	
				66	A	Lamar University	58	76				177	H	Texas St.	53	60	

Non-Div I Games: Schreiner 64 34 UNKNOWN 78 40 Tex. A&M Int'l 84 36 Texas Lutheran 73 49 A&M-Corpus Christi

Loss, Non-Conf, S Site, H Home A Away N Neutral

Average RPI Win:	274	WON-LOST	WINNING	LAST 10	STRENGTH OF	OPP. STRENGTH	TEAM	ADJ.	CONF.	ADJ CONF.
Average RPI Loss:	132	RECORD	PCT. RANK	GAMES	SCHEDULE	OF SCHEDULE	RPI	RPI	RPI	RPI
DIV. I ONLY	10- 6	108	1- 0	284	284	162	162	27	27	
DIV. I NON-CONF.	3- 4	199	0- 0	126	168	136	136	23	23	
TOTALS	RPI 1-25	RPI 26-50	W-L RECORDS	RPI 51-100	RPI 101-150	RPI 150+				
10- 6	0- 0	0- 0	OVERALL	0- 3	0- 0	10- 3				
2- 2	0- 0	0- 0	HOME	0- 2	0- 0	2- 0				
7- 4	0- 0	0- 0	AWAY	0- 1	0- 0	7- 3				
1- 0	0- 0	0- 0	NEUTRAL	0- 0	0- 0	1- 0				
3- 4	0- 0	0- 0	NON-CONFERENCE	0- 2	0- 0	3- 2				
0- 1	0- 0	0- 0	HOME	0- 1	0- 0	0- 0				
2- 3	0- 0	0- 0	AWAY	0- 1	0- 0	2- 2				
1- 0	0- 0	0- 0	NEUTRAL	0- 0	0- 0	1- 0				
7- 2	0- 0	0- 0	CONFERENCE	0- 1	0- 0	7- 1				
2- 1	0- 0	0- 0	HOME	0- 1	0- 0	2- 0				
5- 1	0- 0	0- 0	AWAY	0- 0	0- 0	5- 1				
0- 0	0- 0	0- 0	NEUTRAL	0- 0	0- 0	0- 0				

RPI 1-25				RPI 26-50				RPI 51-100				RPI 101+ Team's RPI: 162			
RPI	S	Opponent	Score	RPI	S	Opponent	Score	RPI	S	Opponent	Score	RPI	S	Opponent	Score
								60	H	Arkansas	68 80	152	A	Tulsa	63 75
								68	H	SFA	55 71	156	A	Texas Tech	54 105
								91	A	FGCU	65 81	160	A	New Mexico St.	58 46
												207	A	Sam Houston St.	91 79
												222	N	Texas Southern	81 39
												264	A	Southeastern La.	71 74
												275	A	UTEP	70 69
												279	A	A&M-Corpus Christi	72 68
												296	H	Central Ark.	77 70
												313	A	New Orleans	59 52
												319	H	McNeese	109 52
												331	A	Northwestern St.	72 63
												338	A	Houston Baptist	72 62
LAST 12 Division I GAMES:															
279	A	A&M-Corpus Christi	72 68	319	H	McNeese	109 52								
296	H	Central Ark.	77 70	207	A	Sam Houston St.	91 79								
68	H	SFA	55 71	313	A	New Orleans	59 52								
331	A	Northwestern St.	72 63	156	A	Texas Tech	54 105								
338	A	Houston Baptist	72 62	91	A	FGCU	65 81								
264	A	Southeastern La.	71 74	60	H	Arkansas	68 80								

Non-Div I Games: Eastern N.M. 78 46 Southwest (NM) 90 47 Howard Payne 98 43 Schreiner 90 43 Abilene Christian

Loss, Non-Conf, S Site, H Home A Away N Neutral

Average RPI Win:	254	WON-LOST	WINNING	LAST 10	STRENGTH OF	OPP. STRENGTH	TEAM	ADJ.	CONF.	ADJ CONF.
Average RPI Loss:	142	RECORD	PCT. RANK	GAMES	SCHEDULE	OF SCHEDULE	RPI	RPI	RPI	RPI
DIV. I ONLY	7- 12	241	1- 0	182	192	238	238	14	14	
DIV. I NON-CONF.	3- 7	256	0- 0	104	250	212	212	13	13	
TOTALS	RPI 1-25	RPI 26-50	W-L RECORDS	RPI 51-100	RPI 101-150	RPI 150+				
7- 12	0- 1	0- 1	OVERALL	0- 2	1- 1	6- 7				
6- 3	0- 0	0- 0	HOME	0- 0	1- 0	5- 3				
1- 9	0- 1	0- 1	AWAY	0- 2	0- 1	1- 4				
0- 0	0- 0	0- 0	NEUTRAL	0- 0	0- 0	0- 0				
3- 7	0- 1	0- 0	NON-CONFERENCE	0- 1	1- 1	2- 4				
2- 2	0- 0	0- 0	HOME	0- 0	1- 0	1- 2				
1- 5	0- 1	0- 0	AWAY	0- 1	0- 1	1- 2				
0- 0	0- 0	0- 0	NEUTRAL	0- 0	0- 0	0- 0				
4- 5	0- 0	0- 1	CONFERENCE	0- 1	0- 0	4- 3				
4- 1	0- 0	0- 0	HOME	0- 0	0- 0	4- 1				
0- 4	0- 0	0- 1	AWAY	0- 1	0- 0	0- 2				
0- 0	0- 0	0- 0	NEUTRAL	0- 0	0- 0	0- 0				

RPI 1-25				RPI 26-50				RPI 51-100				RPI 101+				Team's RPI: 238	
RPI	S	Opponent	Score	RPI	S	Opponent	Score	RPI	S	Opponent	Score	RPI	S	Opponent	Score		
4	A	Oregon	36 82	44	A	New Mexico	57 78	57	A	Boise St.	48 79	117	H	Northern Colo.	69 57		
								72	A	Northeastern	41 54	132	A	Minnesota	50 67		
												158	A	Portland	60 79		
												171	A	Denver	66 92		
												184	H	Utah St.	44 48		
												193	H	George Mason	71 78		
												213	H	Colorado St.	63 48		
												215	H	Navy	47 54		
												225	A	UNLV	56 66		
												244	A	San Diego St.	61 70		
												244	H	San Diego St.	75 66		
												256	H	Nevada	79 74		
												290	A	Army West Point	71 60		
												316	H	San Jose St.	88 77		
												342	H	Fairleigh Dickinson	85 37		
LAST 12 Division I GAMES:																	
244	H	San Diego St.	75 66	213	H	Colorado St.	63 48										
316	H	San Jose St.	88 77	184	H	Utah St.	44 48										
57	A	Boise St.	48 79	44	A	New Mexico	57 78										
256	H	Nevada	79 74	4	A	Oregon	36 82										
225	A	UNLV	56 66	158	A	Portland	60 79										
244	A	San Diego St.	61 70	215	H	Navy	47 54										

Non-Div I Games: Western St. 72 54

Air Force

■ Loss,
 ■ Non-Conf, S Site,
 ■ Home
 ■ Away
 N Neutral

Average RPI Win:	255	WON-LOST	WINNING	LAST 10	STRENGTH OF	OPP. STRENGTH	TEAM	ADJ.	CONF.	ADJ CONF.
Average RPI Loss:	83	RECORD	PCT. RANK	GAMES	SCHEDULE	OF SCHEDULE	RPI	RPI	RPI	RPI
DIV. I ONLY	11- 6	98	1- 0	250	162	150	150	8	8	
DIV. I NON-CONF.	8- 2	52	0- 0	341	239	181	181	8	8	
TOTALS	RPI 1-25	RPI 26-50	W-L RECORDS	RPI 51-100	RPI 101-150	RPI 150+				
11- 6	0- 1	0- 2	OVERALL	1- 0	0- 2	10- 1				
5- 2	0- 0	0- 1	HOME	1- 0	0- 0	4- 1				
2- 4	0- 1	0- 1	AWAY	0- 0	0- 2	2- 0				
4- 0	0- 0	0- 0	NEUTRAL	0- 0	0- 0	4- 0				
8- 2	0- 0	0- 1	NON-CONFERENCE	0- 0	0- 1	8- 0				
3- 1	0- 0	0- 1	HOME	0- 0	0- 0	3- 0				
1- 1	0- 0	0- 0	AWAY	0- 0	0- 1	1- 0				
4- 0	0- 0	0- 0	NEUTRAL	0- 0	0- 0	4- 0				
3- 4	0- 1	0- 1	CONFERENCE	1- 0	0- 1	2- 1				
2- 1	0- 0	0- 0	HOME	1- 0	0- 0	1- 1				
1- 3	0- 1	0- 1	AWAY	0- 0	0- 1	1- 0				
0- 0	0- 0	0- 0	NEUTRAL	0- 0	0- 0	0- 0				

RPI S	Opponent	Score	RPI S	Opponent	Score	RPI S	Opponent	Score	RPI S	Opponent	Score	Team's RPI: 150
24	A Central Mich.	71 94	26	A Buffalo	72 91	80	H Toledo	70 64	108	A Northern Ill.	59 70	
			37	H Butler	47 63				120	A Youngstown St.	61 72	
									185	H Eastern Mich.	60 72	
									208	H St. Bonaventure	67 58	
									217	H Bowling Green	74 71	
									258	A N.C. A&T	49 36	
									275	N UTEP	64 57	
									276	H Canisius	62 53	
									280	N Northern Ky.	77 60	
									281	A Western Mich.	72 59	
									302	N Oakland	85 65	
									310	N Jackson St.	74 57	
									322	H Eastern Ky.	63 54	
LAST 12 Division I GAMES:												
80	H Toledo	70 64	24	A Central Mich.	71 94							
26	A Buffalo	72 91	275	N UTEP	64 57							
108	A Northern Ill.	59 70	310	N Jackson St.	74 57							
185	H Eastern Mich.	60 72	276	H Canisius	62 53							
217	H Bowling Green	74 71	37	H Butler	47 63							
281	A Western Mich.	72 59	208	H St. Bonaventure	67 58							

Non-Div I Games: Malone 63 44

Akron

■ Loss,
 ■ Non-Conf,
 S Site,
 ■ Home
 ■ Away
 N Neutral

Alabama

Through Games Of Feb. 1, 2019

Average RPI Win:	166	WON-LOST	WINNING	LAST 10	STRENGTH OF	OPP. STRENGTH	TEAM	ADJ.	CONF.	ADJ CONF.
Average RPI Loss:	69	RECORD	PCT. RANK	GAMES	SCHEDULE	OF SCHEDULE	RPI	RPI	RPI	RPI
DIV. I ONLY	11- 10	159	0- 1	39	68	107	107	5	5	
DIV. I NON-CONF.	8- 5	120	0- 1	101	128	108	108	5	5	
TOTALS	RPI 1-25	RPI 26-50	W-L RECORDS	RPI 51-100	RPI 101-150	RPI 150+				
11- 10	0- 3	1- 1	OVERALL	1- 3	3- 2	6- 1				
8- 3	0- 0	1- 0	HOME	1- 2	1- 1	5- 0				
2- 4	0- 2	0- 1	AWAY	0- 1	1- 0	1- 0				
1- 3	0- 1	0- 0	NEUTRAL	0- 0	1- 1	0- 1				
8- 5	0- 1	1- 1	NON-CONFERENCE	0- 0	2- 2	5- 1				
6- 1	0- 0	1- 0	HOME	0- 0	1- 1	4- 0				
1- 1	0- 0	0- 1	AWAY	0- 0	0- 0	1- 0				
1- 3	0- 1	0- 0	NEUTRAL	0- 0	1- 1	0- 1				
3- 5	0- 2	0- 0	CONFERENCE	1- 3	1- 0	1- 0				
2- 2	0- 0	0- 0	HOME	1- 2	0- 0	1- 0				
1- 3	0- 2	0- 0	AWAY	0- 1	1- 0	0- 0				
0- 0	0- 0	0- 0	NEUTRAL	0- 0	0- 0	0- 0				

RPI 1-25				RPI 26-50				RPI 51-100				RPI 101+ Team's RPI: 107			
RPI	S	Opponent	Score	RPI	S	Opponent	Score	RPI	S	Opponent	Score	RPI	S	Opponent	Score
17	A	South Carolina	59 62	27	A	Utah	62 72	53	H	Auburn	56 66	101	N	Virginia	64 52
20	A	Texas A&M	43 70	41	H	Clemson	76 56	55	H	LSU	56 62	106	A	Georgia	58 53
25	N	Miami (FL)	74 101					58	H	Tennessee	86 65	112	H	Tulane	69 58
								60	A	Arkansas	61 72	128	H	South Alabama	67 72
												148	N	Louisiana Tech	62 79
												152	N	Tulsa	73 80
												176	H	Grambling	73 55
												200	A	SMU	62 61
												211	H	Florida	74 67
												228	H	Stetson	59 47
												264	H	Southeastern La.	88 40
												331	H	Northwestern St.	87 73
LAST 12 Division I GAMES:															
148	N	Louisiana Tech	62 79	53	H	Auburn	56 66	17	A	South Carolina	59 62				
106	A	Georgia	58 53	211	H	Florida	74 67	25	N	Miami (FL)	74 101				
60	A	Arkansas	61 72	101	N	Virginia	64 52	331	H	Northwestern St.	87 73				
55	H	LSU	56 62												
58	H	Tennessee	86 65												
20	A	Texas A&M	43 70												

Non-Div I Games:

Alabama

■ Loss,
 ■ Non-Conf,
 ■ S Site,
 ■ H Home
 ■ A Away
 N Neutral

Average RPI Win:	298	WON-LOST	WINNING	LAST 10	STRENGTH OF	OPP. STRENGTH	TEAM	ADJ.	CONF.	ADJ CONF.
Average RPI Loss:	207	RECORD	PCT. RANK	GAMES	SCHEDULE	OF SCHEDULE	RPI	RPI	RPI	RPI
DIV. I ONLY	9- 9	164	1- 0	350	325	299	299	29	29	
DIV. I NON-CONF.	5- 6	177	0- 0	308	330	268	268	26	26	
TOTALS	RPI 1-25	RPI 26-50	W-L RECORDS	RPI 51-100	RPI 101-150	RPI 150+				
9- 9	0- 0	0- 0	OVERALL	0- 1	0- 1	9- 7				
4- 5	0- 0	0- 0	HOME	0- 0	0- 0	4- 5				
4- 4	0- 0	0- 0	AWAY	0- 1	0- 1	4- 2				
1- 0	0- 0	0- 0	NEUTRAL	0- 0	0- 0	1- 0				
5- 6	0- 0	0- 0	NON-CONFERENCE	0- 1	0- 1	5- 4				
2- 2	0- 0	0- 0	HOME	0- 0	0- 0	2- 2				
2- 4	0- 0	0- 0	AWAY	0- 1	0- 1	2- 2				
1- 0	0- 0	0- 0	NEUTRAL	0- 0	0- 0	1- 0				
4- 3	0- 0	0- 0	CONFERENCE	0- 0	0- 0	4- 3				
2- 3	0- 0	0- 0	HOME	0- 0	0- 0	2- 3				
2- 0	0- 0	0- 0	AWAY	0- 0	0- 0	2- 0				
0- 0	0- 0	0- 0	NEUTRAL	0- 0	0- 0	0- 0				

RPI 1-25			RPI 26-50			RPI 51-100			RPI 101+			Team's RPI: 299
RPI	S	Opponent	Score	RPI	S	Opponent	Score	RPI	S	Opponent	Score	
						88 A Kansas	54 65	147 A UAB			47 82	
								176 H Grambling			51 63	
								179 H Southern U.			50 54	
								187 A Illinois			60 88	
								230 H Jacksonville St.			48 55	
								230 N Jacksonville			65 60	
								243 H Alabama St.			46 60	
								264 H Southeastern La.			51 48	
								278 A Austin Peay			58 75	
								284 A North Florida			63 62	
								291 A Murray St.			59 53	
								293 H Tennessee St.			67 57	
								310 H Jackson St.			58 55	
								315 A Mississippi Val.			80 60	
								332 H Lipscomb			58 62	
								344 A Ark.-Pine Bluff			78 52	
								350 H Alcorn			87 69	
LAST 12 Division I GAMES:												
350	H	Alcorn	87 69	310	H	Jackson St.	58 55					
179	H	Southern U.	50 54	230	N	Jacksonville	65 60					
243	H	Alabama St.	46 60	284	A	North Florida	63 62					
344	A	Ark.-Pine Bluff	78 52	264	H	Southeastern La.	51 48					
315	A	Mississippi Val.	80 60	230	H	Jacksonville St.	48 55					
176	H	Grambling	51 63	278	A	Austin Peay	58 75					

Non-Div I Games:

Alabama A&M

■ Loss,
 ■ Non-Conf, S Site,
 ■ Home
 ■ Away
 N Neutral

Average RPI Win:	296	WON-LOST	WINNING	LAST 10	STRENGTH OF	OPP. STRENGTH	TEAM	ADJ.	CONF.	ADJ CONF.
Average RPI Loss:	131	RECORD	PCT. RANK	GAMES	SCHEDULE	OF SCHEDULE	RPI	RPI	RPI	RPI
DIV. I ONLY	5- 12	279	1- 0	127	306	243	243	29	29	
DIV. I NON-CONF.	0- 10	336	0- 0	6	229	219	219	26	26	
TOTALS	RPI 1-25	RPI 26-50	W-L RECORDS	RPI 51-100	RPI 101-150	RPI 150+				
5- 12	0- 1	0- 2	OVERALL	0- 2	0- 3	5- 4				
3- 4	0- 1	0- 0	HOME	0- 0	0- 1	3- 2				
2- 8	0- 0	0- 2	AWAY	0- 2	0- 2	2- 2				
0- 0	0- 0	0- 0	NEUTRAL	0- 0	0- 0	0- 0				
0- 10	0- 1	0- 2	NON-CONFERENCE	0- 2	0- 3	0- 2				
0- 3	0- 1	0- 0	HOME	0- 0	0- 1	0- 1				
0- 7	0- 0	0- 2	AWAY	0- 2	0- 2	0- 1				
0- 0	0- 0	0- 0	NEUTRAL	0- 0	0- 0	0- 0				
5- 2	0- 0	0- 0	CONFERENCE	0- 0	0- 0	5- 2				
3- 1	0- 0	0- 0	HOME	0- 0	0- 0	3- 1				
2- 1	0- 0	0- 0	AWAY	0- 0	0- 0	2- 1				
0- 0	0- 0	0- 0	NEUTRAL	0- 0	0- 0	0- 0				

RPI 1-25				RPI 26-50				RPI 51-100				RPI 101+ Team's RPI: 243			
RPI	S	Opponent	Score	RPI	S	Opponent	Score	RPI	S	Opponent	Score	RPI	S	Opponent	Score
17	H	South Carolina	38 94	32	A	Kentucky	35 87	53	A	Auburn	50 83	128	A	South Alabama	65 77
				42	A	Georgia Tech	42 69	97	A	Troy	46 116	145	A	North Ala.	42 68
												147	H	UAB	47 62
												167	A	Xavier	58 87
												176	H	Grambling	72 80
												179	H	Southern U.	78 61
												249	H	Samford	51 60
												299	A	Alabama A&M	60 46
												310	H	Jackson St.	74 67
												315	A	Mississippi Val.	62 64
												344	A	Ark.-Pine Bluff	58 56
												350	H	Alcorn	76 63
LAST 12 Division I GAMES:															
179	H	Southern U.	78 61	176	H	Grambling	72 80								
350	H	Alcorn	76 63	53	A	Auburn	50 83								
299	A	Alabama A&M	60 46	167	A	Xavier	58 87								
315	A	Mississippi Val.	62 64	147	H	UAB	47 62								
344	A	Ark.-Pine Bluff	58 56	128	A	South Alabama	65 77								
310	H	Jackson St.	74 67	42	A	Georgia Tech	42 69								

Non-Div I Games: Mobile 69 63

Alabama St.

■ Loss,
 ■ Non-Conf,
 ■ S Site,
 ■ H Home
 ■ A Away
 N Neutral

Albany (NY)

Through Games Of Feb. 1, 2019

Average RPI Win:	272	WON-LOST	WINNING	LAST 10	STRENGTH OF	OPP. STRENGTH	TEAM	ADJ.	CONF.	ADJ CONF.
Average RPI Loss:	186	RECORD	PCT. RANK	GAMES	SCHEDULE	OF SCHEDULE	RPI	RPI	RPI	RPI
DIV. I ONLY	8- 13	235	1- 0	248	295	259	259	23	23	
DIV. I NON-CONF.	3- 10	278	0- 0	245	315	292	292	24	24	
TOTALS	RPI 1-25	RPI 26-50	W-L RECORDS	RPI 51-100	RPI 101-150	RPI 150+				
8- 13	0- 1	0- 1	OVERALL	0- 1	0- 1	8- 9				
5- 4	0- 0	0- 0	HOME	0- 0	0- 0	5- 4				
3- 9	0- 1	0- 1	AWAY	0- 1	0- 1	3- 5				
0- 0	0- 0	0- 0	NEUTRAL	0- 0	0- 0	0- 0				
3- 10	0- 1	0- 1	NON-CONFERENCE	0- 0	0- 0	3- 8				
1- 4	0- 0	0- 0	HOME	0- 0	0- 0	1- 4				
2- 6	0- 1	0- 1	AWAY	0- 0	0- 0	2- 4				
0- 0	0- 0	0- 0	NEUTRAL	0- 0	0- 0	0- 0				
5- 3	0- 0	0- 0	CONFERENCE	0- 1	0- 1	5- 1				
4- 0	0- 0	0- 0	HOME	0- 0	0- 0	4- 0				
1- 3	0- 0	0- 0	AWAY	0- 1	0- 1	1- 1				
0- 0	0- 0	0- 0	NEUTRAL	0- 0	0- 0	0- 0				

RPI	S	Opponent	Score	RPI	S	Opponent	Score	RPI	S	Opponent	Score	RPI	S	Opponent	Score	Team's RPI: 259
14	A	Rutgers	39 65	40	A	Purdue	41 53	70	A	Maine	65 76	110	A	Hartford	35 82	
												154	H	Marist	56 74	
												165	A	South Fla.	37 74	
												166	A	Stony Brook	54 49	
												209	H	Holy Cross	50 56	
												216	H	Binghamton	61 56	
												235	A	Cornell	34 48	
												250	A	Monmouth	56 64	
												260	A	Columbia	62 58	
												272	A	St. Francis Brooklyn	67 60	
												273	A	Vermont	39 52	
												276	H	Canisius	42 48	
												297	H	UMass Lowell	63 56	
												303	H	Central Conn. St.	53 60	
												304	H	UMBC	64 44	
												324	A	Lafayette	66 67	
												328	H	New Hampshire	59 41	
												330	H	Manhattan	60 54	
LAST 12 Division I GAMES:																
328	H	New Hampshire	59 41	273	A	Vermont	39 52									
110	A	Hartford	35 82	216	H	Binghamton	61 56									
166	A	Stony Brook	54 49	260	A	Columbia	62 58									
304	H	UMBC	64 44	40	A	Purdue	41 53									
297	H	UMass Lowell	63 56	272	A	St. Francis Brooklyn	67 60									
70	A	Maine	65 76	154	H	Marist	56 74									

Non-Div I Games:

Albany (NY)

Loss, Non-Conf, S Site, H Home A Away N Neutral

Average RPI Win:	269	WON-LOST	WINNING	LAST 10	STRENGTH OF	OPP. STRENGTH	TEAM	ADJ.	CONF.	ADJ CONF.
Average RPI Loss:	240	RECORD	PCT. RANK	GAMES	SCHEDULE	OF SCHEDULE	RPI	RPI	RPI	RPI
DIV. I ONLY	2- 15	332	0- 1	349	316	350	350	29	29	
DIV. I NON-CONF.	0- 9	336	0- 1	306	291	350	350	26	26	
TOTALS	RPI 1-25	RPI 26-50	W-L RECORDS	RPI 51-100	RPI 101-150	RPI 150+				
2- 15	0- 0	0- 0	OVERALL	0- 1	0- 1	2- 13				
2- 4	0- 0	0- 0	HOME	0- 0	0- 0	2- 4				
0- 10	0- 0	0- 0	AWAY	0- 1	0- 1	0- 8				
0- 1	0- 0	0- 0	NEUTRAL	0- 0	0- 0	0- 1				
0- 9	0- 0	0- 0	NON-CONFERENCE	0- 1	0- 1	0- 7				
0- 2	0- 0	0- 0	HOME	0- 0	0- 0	0- 2				
0- 6	0- 0	0- 0	AWAY	0- 1	0- 1	0- 4				
0- 1	0- 0	0- 0	NEUTRAL	0- 0	0- 0	0- 1				
2- 6	0- 0	0- 0	CONFERENCE	0- 0	0- 0	2- 6				
2- 2	0- 0	0- 0	HOME	0- 0	0- 0	2- 2				
0- 4	0- 0	0- 0	AWAY	0- 0	0- 0	0- 4				
0- 0	0- 0	0- 0	NEUTRAL	0- 0	0- 0	0- 0				

RPI 1-25				RPI 26-50				RPI 51-100				RPI 101+ Team's RPI: 350			
RPI	S	Opponent	Score	RPI	S	Opponent	Score	RPI	S	Opponent	Score	RPI	S	Opponent	Score
								51	A	TCU	31 88	147	A	UAB	53 80
												160	N	New Mexico St.	64 82
												176	A	Grambling	56 61
												181	A	Southern Miss.	47 66
												206	H	Prairie View	61 82
												222	H	Texas Southern	53 52
												243	A	Alabama St.	63 76
												264	H	Southeastern La.	59 77
												275	A	UTEP	51 77
												296	H	Central Ark.	46 57
												299	A	Alabama A&M	69 87
												310	A	Jackson St.	66 88
												315	H	Mississippi Val.	73 63
												320	A	FIU	40 75
												331	A	Northwestern St.	65 78
												344	H	Ark.-Pine Bluff	57 59
LAST 12 Division I GAMES:															
				160	N	New Mexico St.	64 82					310	A	Jackson St.	66 88
				299	A	Alabama A&M	69 87					206	H	Prairie View	61 82
				243	A	Alabama St.	63 76					222	H	Texas Southern	53 52
				344	H	Ark.-Pine Bluff	57 59					51	A	TCU	31 88
				315	H	Mississippi Val.	73 63					320	A	FIU	40 75
				176	A	Grambling	56 61					181	A	Southern Miss.	47 66

Non-Div I Games: Lane 58 70 Fisk 67 64 Rust 59 78

Alcorn

Loss, Non-Conf, S Site, H Home A Away N Neutral

Average RPI Win: 230	WON-LOST	WINNING	LAST 10	STRENGTH OF	OPP. STRENGTH	TEAM	ADJ.	CONF.	ADJ CONF.
Average RPI Loss: 88	RECORD	PCT. RANK	GAMES	SCHEDULE	OF SCHEDULE	RPI	RPI	RPI	RPI
DIV. I ONLY	12- 8	115	1- 0	113	188	109	109	19	19
DIV. I NON-CONF.	4- 7	228	0- 0	85	101	180	180	22	22
TOTALS	RPI 1-25	RPI 26-50	W-L RECORDS	RPI 51-100	RPI 101-150	RPI 150+			
12- 8	0- 1	0- 1	OVERALL	0- 3	1- 2	11- 1			
8- 1	0- 0	0- 0	HOME	0- 1	0- 0	8- 0			
4- 5	0- 0	0- 1	AWAY	0- 1	1- 2	3- 1			
0- 2	0- 1	0- 0	NEUTRAL	0- 1	0- 0	0- 0			
4- 7	0- 1	0- 0	NON-CONFERENCE	0- 3	0- 2	4- 1			
3- 1	0- 0	0- 0	HOME	0- 1	0- 0	3- 0			
1- 4	0- 0	0- 0	AWAY	0- 1	0- 2	1- 1			
0- 2	0- 1	0- 0	NEUTRAL	0- 1	0- 0	0- 0			
8- 1	0- 0	0- 1	CONFERENCE	0- 0	1- 0	7- 0			
5- 0	0- 0	0- 0	HOME	0- 0	0- 0	5- 0			
3- 1	0- 0	0- 1	AWAY	0- 0	1- 0	2- 0			
0- 0	0- 0	0- 0	NEUTRAL	0- 0	0- 0	0- 0			

RPI 1-25				RPI 26-50				RPI 51-100				RPI 101+ Team's RPI: 109			
RPI	S	Opponent	Score	RPI	S	Opponent	Score	RPI	S	Opponent	Score	RPI	S	Opponent	Score
5	N	Stanford	49 71	49	A	Bucknell	56 71	54	H	Ohio	67 77	101	A	Virginia	54 57
								91	N	FGCU	71 90	130	A	High Point	61 66
								100	A	Penn St.	59 80	133	A	Lehigh	61 53
												152	H	Tulsa	68 52
												161	A	Boston U.	64 51
												171	A	Denver	54 83
												193	H	George Mason	86 71
												209	H	Holy Cross	70 58
												214	H	Colgate	76 57
												215	A	Navy	58 45
												261	A	Hawaii	69 57
												290	H	Army West Point	61 51
												298	H	Loyola Maryland	82 38
												304	H	UMBC	64 42
												324	H	Lafayette	60 45
LAST 12 Division I GAMES:															
209	H	Holy Cross	70 58	215	A	Navy	58 45								
324	H	Lafayette	60 45	214	H	Colgate	76 57								
161	A	Boston U.	64 51	49	A	Bucknell	56 71								
133	A	Lehigh	61 53	54	H	Ohio	67 77								
298	H	Loyola Maryland	82 38	130	A	High Point	61 66								
290	H	Army West Point	61 51	100	A	Penn St.	59 80								

Non-Div I Games:

American

■ Loss,
 ■ Non-Conf, S Site,
 ■ Home
 ■ Away
 N Neutral

Average RPI Win:	214	WON-LOST	WINNING	LAST 10	STRENGTH OF	OPP. STRENGTH	TEAM	ADJ.	CONF.	ADJ CONF.
Average RPI Loss:	113	RECORD	PCT. RANK	GAMES	SCHEDULE	OF SCHEDULE	RPI	RPI	RPI	RPI
DIV. I ONLY	10- 9	152	0- 1	104	182	139	139	13	13	
DIV. I NON-CONF.	6- 5	143	0- 0	171	191	144	144	15	15	
TOTALS	RPI 1-25	RPI 26-50	W-L RECORDS	RPI 51-100	RPI 101-150	RPI 150+				
10- 9	0- 1	0- 2	OVERALL	0- 2	2- 2	8- 2				
8- 2	0- 0	0- 0	HOME	0- 2	1- 0	7- 0				
2- 7	0- 1	0- 2	AWAY	0- 0	1- 2	1- 2				
0- 0	0- 0	0- 0	NEUTRAL	0- 0	0- 0	0- 0				
6- 5	0- 1	0- 2	NON-CONFERENCE	0- 0	1- 1	5- 1				
5- 0	0- 0	0- 0	HOME	0- 0	0- 0	5- 0				
1- 5	0- 1	0- 2	AWAY	0- 0	1- 1	0- 1				
0- 0	0- 0	0- 0	NEUTRAL	0- 0	0- 0	0- 0				
4- 4	0- 0	0- 0	CONFERENCE	0- 2	1- 1	3- 1				
3- 2	0- 0	0- 0	HOME	0- 2	1- 0	2- 0				
1- 2	0- 0	0- 0	AWAY	0- 0	0- 1	1- 1				
0- 0	0- 0	0- 0	NEUTRAL	0- 0	0- 0	0- 0				

RPI 1-25				RPI 26-50				RPI 51-100				RPI 101+ Team's RPI: 139			
RPI	S	Opponent	Score	RPI	S	Opponent	Score	RPI	S	Opponent	Score	RPI	S	Opponent	Score
17	A	South Carolina	50 80	41	A	Clemson	48 87	77	H	Little Rock	59 74	113	A	UT Arlington	94 99
				42	A	Georgia Tech	53 71	97	H	Troy	72 83	123	A	Davidson	81 78
												128	H	South Alabama	71 63
												147	A	UAB	61 80
												177	A	Texas St.	62 49
												182	H	Arkansas St.	75 67
												191	H	Elon	65 62
												195	H	Coastal Caro.	67 53
												236	A	Louisiana	55 73
												240	H	Marshall	74 52
												248	A	ETSU	64 95
												285	H	Wofford	94 70
												295	H	Col. of Charleston	80 66
												323	H	UNC Greensboro	68 65
LAST 12 Division I GAMES:															
236	A	Louisiana	55 73	97	H	Troy	72 83								
77	H	Little Rock	59 74	128	H	South Alabama	71 63								
182	H	Arkansas St.	75 67	41	A	Clemson	48 87								
195	H	Coastal Caro.	67 53	285	H	Wofford	94 70								
177	A	Texas St.	62 49	17	A	South Carolina	50 80								
113	A	UT Arlington	94 99	295	H	Col. of Charleston	80 66								

Non-Div I Games:

Appalachian St.

■ Loss,
■ Non-Conf, S Site,
■ Home
■ Away
N Neutral

Arizona

Through Games Of Feb. 1, 2019

Average RPI Win:	186	WON-LOST	WINNING	LAST 10	STRENGTH OF	OPP. STRENGTH	TEAM	ADJ.	CONF.	ADJ CONF.
Average RPI Loss:	34	RECORD	PCT. RANK	GAMES	SCHEDULE	OF SCHEDULE	RPI	RPI	RPI	RPI
DIV. I ONLY	14- 7	79	0- 1	89	50	67	67	2	2	
DIV. I NON-CONF.	10- 1	17	0- 0	334	195	143	143	2	2	
TOTALS	RPI 1-25	RPI 26-50	W-L RECORDS	RPI 51-100	RPI 101-150	RPI 150+				
14- 7	2- 3	1- 3	OVERALL	1- 0	2- 1	8- 0				
9- 3	2- 1	1- 1	HOME	1- 0	1- 1	4- 0				
3- 4	0- 2	0- 2	AWAY	0- 0	1- 0	2- 0				
2- 0	0- 0	0- 0	NEUTRAL	0- 0	0- 0	2- 0				
10- 1	0- 0	0- 0	NON-CONFERENCE	1- 0	1- 1	8- 0				
6- 1	0- 0	0- 0	HOME	1- 0	1- 1	4- 0				
2- 0	0- 0	0- 0	AWAY	0- 0	0- 0	2- 0				
2- 0	0- 0	0- 0	NEUTRAL	0- 0	0- 0	2- 0				
4- 6	2- 3	1- 3	CONFERENCE	0- 0	1- 0	0- 0				
3- 2	2- 1	1- 1	HOME	0- 0	0- 0	0- 0				
1- 4	0- 2	0- 2	AWAY	0- 0	1- 0	0- 0				
0- 0	0- 0	0- 0	NEUTRAL	0- 0	0- 0	0- 0				

RPI	S	Opponent	Score	RPI	S	Opponent	Score	RPI	S	Opponent	Score	RPI	S	Opponent	Score
4	A	Oregon	60 93	27	A	Utah	64 80	96	H	Idaho St.	71 46	104	H	Loyola Marymount	64 66
5	H	Stanford	48 78	38	A	Oregon St.	64 86					134	A	Colorado	69 67
16	A	Arizona St.	47 60	43	H	UCLA	93 98					137	H	Montana	100 51
16	H	Arizona St.	51 39	50	H	Southern California	71 68					158	N	Portland	92 70
23	H	California	60 55									244	A	San Diego St.	69 60
												252	H	Northern Ariz.	71 47
												266	A	Long Beach St.	70 43
												275	H	UTEP	62 40
												300	H	South Carolina St.	73 32
												318	H	Incarnate Word	84 42
												341	N	Seattle U	84 54
LAST 12 Division I GAMES:															
16	A	Arizona St.	47 60	23	H	California	60 55								
43	H	UCLA	93 98	27	A	Utah	64 80								
50	H	Southern California	71 68	134	A	Colorado	69 67								
4	A	Oregon	60 93	16	H	Arizona St.	51 39								
38	A	Oregon St.	64 86	252	H	Northern Ariz.	71 47								
5	H	Stanford	48 78	275	H	UTEP	62 40								

Non-Div I Games:

Arizona

Loss, Non-Conf, S Site, H Home A Away N Neutral

Average RPI Win:	117	WON-LOST	WINNING	LAST 10	STRENGTH OF	OPP. STRENGTH	TEAM	ADJ.	CONF.	ADJ CONF.
Average RPI Loss:	21	RECORD	PCT. RANK	GAMES	SCHEDULE	OF SCHEDULE	RPI	RPI	RPI	RPI
DIV. I ONLY	15- 6	68	1- 0	3	15	16	16	2	2	
DIV. I NON-CONF.	9- 2	43	1- 0	52	24	23	23	2	2	
TOTALS	RPI 1-25	RPI 26-50	W-L RECORDS	RPI 51-100	RPI 101-150	RPI 150+				
15- 6	1- 4	3- 1	OVERALL	3- 1	3- 0	5- 0				
8- 3	1- 2	1- 1	HOME	1- 0	2- 0	3- 0				
5- 2	0- 1	2- 0	AWAY	1- 1	1- 0	1- 0				
2- 1	0- 1	0- 0	NEUTRAL	1- 0	0- 0	1- 0				
9- 2	0- 2	0- 0	NON-CONFERENCE	2- 0	2- 0	5- 0				
5- 1	0- 1	0- 0	HOME	0- 0	2- 0	3- 0				
2- 0	0- 0	0- 0	AWAY	1- 0	0- 0	1- 0				
2- 1	0- 1	0- 0	NEUTRAL	1- 0	0- 0	1- 0				
6- 4	1- 2	3- 1	CONFERENCE	1- 1	1- 0	0- 0				
3- 2	1- 1	1- 1	HOME	1- 0	0- 0	0- 0				
3- 2	0- 1	2- 0	AWAY	0- 1	1- 0	0- 0				
0- 0	0- 0	0- 0	NEUTRAL	0- 0	0- 0	0- 0				

RPI 1-25				Team's RPI: 16		RPI 26-50				RPI 51-100				RPI 101+			
RPI	S	Opponent	Score	RPI	S	Opponent	Score	RPI	S	Opponent	Score	RPI	S	Opponent	Score		
2	H	Baylor	59 65	27	A	Utah	65 63	52	N	Kansas St.	65 51	131	H	Fresno St.	68 52		
3	N	Louisville	56 58	38	A	Oregon St.	79 76	60	A	Arkansas	88 85	134	A	Colorado	76 70		
4	A	Oregon	71 77	43	H	UCLA	59 61	67	A	Arizona	39 51	148	H	Louisiana Tech	80 44		
5	H	Stanford	65 72	50	H	Southern California	68 59	67	H	Arizona	60 47	152	H	Tulsa	70 52		
23	H	California	62 61									159	N	Southern Ill.	82 38		
												179	H	Southern U.	69 47		
												213	A	Colorado St.	70 39		
												318	H	Incarnate Word	81 43		
LAST 12 Division I GAMES:																	
152	H	Tulsa	70 52	23	H	California	62 61	5	H	Stanford	65 72						
67	H	Arizona	60 47	134	A	Colorado	76 70	27	A	Utah	65 63						
50	H	Southern California	68 59	67	A	Arizona	39 51										
43	H	UCLA	59 61														
38	A	Oregon St.	79 76														
4	A	Oregon	71 77	131	H	Fresno St.	68 52										

Non-Div I Games:

Arizona St.

■ Loss,
■ Non-Conf, S Site,
■ Home
■ Away
N Neutral

Average RPI Win:	350	WON-LOST	WINNING	LAST 10	STRENGTH OF	OPP. STRENGTH	TEAM	ADJ.	CONF.	ADJ CONF.
Average RPI Loss:	209	RECORD	PCT. RANK	GAMES	SCHEDULE	OF SCHEDULE	RPI	RPI	RPI	RPI
DIV. I ONLY	1- 9	338	0- 0	324	326	344	344	29	29	
DIV. I NON-CONF.	0- 3	336	0- 0	20	246	263	263	26	26	
TOTALS	RPI 1-25	RPI 26-50	W-L RECORDS	RPI 51-100	RPI 101-150	RPI 150+				
1- 9	0- 0	0- 1	OVERALL	0- 0	0- 1	1- 7				
0- 5	0- 0	0- 0	HOME	0- 0	0- 0	0- 5				
1- 4	0- 0	0- 1	AWAY	0- 0	0- 1	1- 2				
0- 0	0- 0	0- 0	NEUTRAL	0- 0	0- 0	0- 0				
0- 3	0- 0	0- 1	NON-CONFERENCE	0- 0	0- 1	0- 1				
0- 0	0- 0	0- 0	HOME	0- 0	0- 0	0- 0				
0- 3	0- 0	0- 1	AWAY	0- 0	0- 1	0- 1				
0- 0	0- 0	0- 0	NEUTRAL	0- 0	0- 0	0- 0				
1- 6	0- 0	0- 0	CONFERENCE	0- 0	0- 0	1- 6				
0- 5	0- 0	0- 0	HOME	0- 0	0- 0	0- 5				
1- 1	0- 0	0- 0	AWAY	0- 0	0- 0	1- 1				
0- 0	0- 0	0- 0	NEUTRAL	0- 0	0- 0	0- 0				

RPI 1-25			RPI 26-50			RPI 51-100			RPI 101+			Team's RPI: 344
RPI	S	Opponent	Score	RPI	S	Opponent	Score	RPI	S	Opponent	Score	
				38	A	Oregon St.	33 89					
								132	A	Minnesota	42 84	
								179	A	Southern U.	41 73	
								206	H	Prairie View	41 80	
								222	H	Texas Southern	58 59	
								243	H	Alabama St.	56 58	
								247	A	Wichita St.	39 76	
								299	H	Alabama A&M	52 78	
								315	H	Mississippi Val.	56 62	
								350	A	Alcorn	59 57	
LAST 12 Division I GAMES:												
206	H	Prairie View	41 80	315	H	Mississippi Val.	56 62					
222	H	Texas Southern	58 59	132	A	Minnesota	42 84					
350	A	Alcorn	59 57	38	A	Oregon St.	33 89					
179	A	Southern U.	41 73	247	A	Wichita St.	39 76					
299	H	Alabama A&M	52 78									
243	H	Alabama St.	56 58									

Non-Div I Games: LeMoyne-Owen 52 43 Paul Quinn 68 52 Philander Smith 48 53 Tougaloo 68 60 Ark.-Pine Bluff

Arkansas

Through Games Of Feb. 1, 2019

Average RPI Win:	181	WON-LOST	WINNING	LAST 10	STRENGTH OF	OPP. STRENGTH	TEAM	ADJ.	CONF.	ADJ CONF.
Average RPI Loss:	49	RECORD	PCT. RANK	GAMES	SCHEDULE	OF SCHEDULE	RPI	RPI	RPI	RPI
DIV. I ONLY	16- 6	61	0- 1	120	60	60	60	5	5	
DIV. I NON-CONF.	11- 3	56	0- 0	153	103	61	61	5	5	
TOTALS	RPI 1-25	RPI 26-50	W-L RECORDS	RPI 51-100	RPI 101-150	RPI 150+				
16- 6	0- 3	0- 1	OVERALL	2- 0	3- 2	11- 0				
8- 3	0- 2	0- 0	HOME	1- 0	2- 1	5- 0				
6- 2	0- 1	0- 1	AWAY	1- 0	1- 0	4- 0				
2- 1	0- 0	0- 0	NEUTRAL	0- 0	0- 1	2- 0				
11- 3	0- 2	0- 0	NON-CONFERENCE	1- 0	2- 1	8- 0				
6- 1	0- 1	0- 0	HOME	1- 0	1- 0	4- 0				
3- 1	0- 1	0- 0	AWAY	0- 0	1- 0	2- 0				
2- 1	0- 0	0- 0	NEUTRAL	0- 0	0- 1	2- 0				
5- 3	0- 1	0- 1	CONFERENCE	1- 0	1- 1	3- 0				
2- 2	0- 1	0- 0	HOME	0- 0	1- 1	1- 0				
3- 1	0- 0	0- 1	AWAY	1- 0	0- 0	2- 0				
0- 0	0- 0	0- 0	NEUTRAL	0- 0	0- 0	0- 0				

RPI S	Opponent	Score	RPI S	Opponent	Score	RPI S	Opponent	Score	RPI S	Opponent	Score
8	H Mississippi St.	69 93	35	A Missouri	53 71	58	A Tennessee	80 79	106	H Georgia	72 80
12	A Iowa St.	82 91				87	H Nebraska	84 80	107	H Alabama	72 61
16	H Arizona St.	85 88							113	A UT Arlington	66 65
									115	N Pittsburgh	54 61
									141	H Tennessee Tech	65 42
									152	A Tulsa	61 59
									162	A Abilene Christian	80 68
									168	H Vanderbilt	83 62
									174	N Wisconsin	69 68
									178	H Oral Roberts	74 61
									205	A Ole Miss	85 55
									206	H Prairie View	71 44
									211	A Florida	83 73
									293	N Tennessee St.	79 55
									310	H Jackson St.	76 57
									331	H Northwestern St.	98 53
LAST 12 Division I GAMES:											
107	H Alabama	72 61	106	H Georgia	72 80						
58	A Tennessee	80 79	211	A Florida	83 73						
168	H Vanderbilt	83 62	310	H Jackson St.	76 57						
35	A Missouri	53 71	152	A Tulsa	61 59						
205	A Ole Miss	85 55	87	H Nebraska	84 80						
8	H Mississippi St.	69 93	206	H Prairie View	71 44						

Non-Div I Games:

Arkansas

■ Loss,
■ Non-Conf, S Site,
■ Home
■ Away
N Neutral

Average RPI Win:	240	WON-LOST	WINNING	LAST 10	STRENGTH OF	OPP. STRENGTH	TEAM	ADJ.	CONF.	ADJ CONF.
Average RPI Loss:	110	RECORD	PCT. RANK	GAMES	SCHEDULE	OF SCHEDULE	RPI	RPI	RPI	RPI
DIV. I ONLY	8- 11	217	0- 1	121	177	182	182	13	13	
DIV. I NON-CONF.	5- 6	177	0- 0	149	111	176	176	15	15	
TOTALS	RPI 1-25	RPI 26-50	W-L RECORDS	RPI 51-100	RPI 101-150	RPI 150+				
8- 11	0- 1	0- 1	OVERALL	0- 3	1- 4	7- 2				
6- 3	0- 0	0- 0	HOME	0- 0	0- 2	6- 1				
2- 8	0- 1	0- 1	AWAY	0- 3	1- 2	1- 1				
0- 0	0- 0	0- 0	NEUTRAL	0- 0	0- 0	0- 0				
5- 6	0- 1	0- 1	NON-CONFERENCE	0- 2	0- 2	5- 0				
4- 1	0- 0	0- 0	HOME	0- 0	0- 1	4- 0				
1- 5	0- 1	0- 1	AWAY	0- 2	0- 1	1- 0				
0- 0	0- 0	0- 0	NEUTRAL	0- 0	0- 0	0- 0				
3- 5	0- 0	0- 0	CONFERENCE	0- 1	1- 2	2- 2				
2- 2	0- 0	0- 0	HOME	0- 0	0- 1	2- 1				
1- 3	0- 0	0- 0	AWAY	0- 1	1- 1	0- 1				
0- 0	0- 0	0- 0	NEUTRAL	0- 0	0- 0	0- 0				

RPI 1-25				RPI 26-50				RPI 51-100				RPI 101+ Team's RPI: 182			
RPI	S	Opponent	Score	RPI	S	Opponent	Score	RPI	S	Opponent	Score	RPI	S	Opponent	Score
20	A	Texas A&M	56 97	35	A	Missouri	50 70	71	A	Belmont	55 74	113	H	UT Arlington	73 100
								84	A	Oklahoma St.	60 62	128	A	South Alabama	77 64
								97	A	Troy	79 87	129	A	UT Martin	91 97
												139	A	Appalachian St.	67 75
												148	H	Louisiana Tech	70 80
												152	H	Tulsa	73 60
												177	H	Texas St.	62 85
												195	A	Coastal Caro.	72 88
												218	H	Memphis	77 66
												236	H	Louisiana	87 75
												275	A	UTEP	67 66
												291	H	Murray St.	74 63
												308	H	La.-Monroe	64 54
												315	H	Mississippi Val.	60 57
LAST 12 Division I GAMES:															
177	H	Texas St.	62 85	195	A	Coastal Caro.	72 88	113	H	UT Arlington	73 100	139	A	Appalachian St.	67 75
97	A	Troy	79 87	35	A	Missouri	50 70	71	A	Belmont	55 74	315	H	Mississippi Val.	60 57
128	A	South Alabama	77 64	71	A	Belmont	55 74	152	H	Tulsa	73 60				
308	H	La.-Monroe	64 54												
236	H	Louisiana	87 75												

Non-Div I Games:

Arkansas St.

■ Loss,
■ Non-Conf,
■ S Site,
■ H Home
■ A Away
N Neutral

Average RPI Win:	304	WON-LOST	WINNING	LAST 10	STRENGTH OF	OPP. STRENGTH	TEAM	ADJ.	CONF.	ADJ CONF.
Average RPI Loss:	155	RECORD	PCT. RANK	GAMES	SCHEDULE	OF SCHEDULE	RPI	RPI	RPI	RPI
DIV. I ONLY	7- 12	241	0- 1	280	279	290	290	19	19	
DIV. I NON-CONF.	4- 6	212	0- 0	324	320	303	303	22	22	
TOTALS	RPI 1-25	RPI 26-50	W-L RECORDS	RPI 51-100	RPI 101-150	RPI 150+				
7- 12	0- 0	0- 1	OVERALL	0- 2	0- 3	7- 6				
5- 6	0- 0	0- 1	HOME	0- 1	0- 2	5- 2				
2- 6	0- 0	0- 0	AWAY	0- 1	0- 1	2- 4				
0- 0	0- 0	0- 0	NEUTRAL	0- 0	0- 0	0- 0				
4- 6	0- 0	0- 0	NON-CONFERENCE	0- 2	0- 1	4- 3				
2- 3	0- 0	0- 0	HOME	0- 1	0- 1	2- 1				
2- 3	0- 0	0- 0	AWAY	0- 1	0- 0	2- 2				
0- 0	0- 0	0- 0	NEUTRAL	0- 0	0- 0	0- 0				
3- 6	0- 0	0- 1	CONFERENCE	0- 0	0- 2	3- 3				
3- 3	0- 0	0- 1	HOME	0- 0	0- 1	3- 1				
0- 3	0- 0	0- 0	AWAY	0- 0	0- 1	0- 2				
0- 0	0- 0	0- 0	NEUTRAL	0- 0	0- 0	0- 0				

RPI 1-25				RPI 26-50				RPI 51-100				RPI 101+				Team's RPI: 290
RPI	S	Opponent	Score	RPI	S	Opponent	Score	RPI	S	Opponent	Score	RPI	S	Opponent	Score	
				49	H	Bucknell	52 66	51	A	TCU	38 63	109	A	American	51 61	
								95	H	Yale	51 62	127	H	St. John's (NY)	49 60	
												133	H	Lehigh	50 73	
												161	A	Boston U.	51 63	
												209	A	Holy Cross	39 58	
												214	H	Colgate	58 70	
												215	H	Navy	55 52	
												216	A	Binghamton	47 60	
												238	H	Air Force	60 71	
												260	A	Columbia	49 70	
												272	H	St. Francis Brooklyn	69 57	
												298	H	Loyola Maryland	69 57	
												324	H	Lafayette	65 50	
												325	A	Wagner	61 46	
												342	H	Fairleigh Dickinson	62 40	
												351	A	LIU Brooklyn	57 42	
LAST 12 Division I GAMES:																
				209	A	Holy Cross	39 58					214	H	Colgate	58 70	
				215	H	Navy	55 52					133	H	Lehigh	50 73	
				324	H	Lafayette	65 50					161	A	Boston U.	51 63	
				109	A	American	51 61					95	H	Yale	51 62	
				49	H	Bucknell	52 66					325	A	Wagner	61 46	
				298	H	Loyola Maryland	69 57					342	H	Fairleigh Dickinson	62 40	

Non-Div I Games: Connecticut Col. 74 48

Army West Point

■ Loss,
 ■ Non-Conf,
 ■ S Site,
 ■ Home
 ■ Away
 N Neutral

Average RPI Win:	179	WON-LOST	WINNING	LAST 10	STRENGTH OF	OPP. STRENGTH	TEAM	ADJ.	CONF.	ADJ CONF.
Average RPI Loss:	27	RECORD	PCT. RANK	GAMES	SCHEDULE	OF SCHEDULE	RPI	RPI	RPI	RPI
DIV. I ONLY	15- 5	47	1- 0	138	25	53	53	5	5	
DIV. I NON-CONF.	11- 1	13	1- 0	222	51	33	33	5	5	
TOTALS	RPI 1-25	RPI 26-50	W-L RECORDS	RPI 51-100	RPI 101-150	RPI 150+				
15- 5	0- 3	2- 1	OVERALL	0- 1	2- 0	11- 0				
6- 3	0- 2	0- 0	HOME	0- 1	1- 0	5- 0				
7- 2	0- 1	1- 1	AWAY	0- 0	1- 0	5- 0				
2- 0	0- 0	1- 0	NEUTRAL	0- 0	0- 0	1- 0				
11- 1	0- 1	2- 0	NON-CONFERENCE	0- 0	1- 0	8- 0				
6- 0	0- 0	0- 0	HOME	0- 0	1- 0	5- 0				
3- 1	0- 1	1- 0	AWAY	0- 0	0- 0	2- 0				
2- 0	0- 0	1- 0	NEUTRAL	0- 0	0- 0	1- 0				
4- 4	0- 2	0- 1	CONFERENCE	0- 1	1- 0	3- 0				
0- 3	0- 2	0- 0	HOME	0- 1	0- 0	0- 0				
4- 1	0- 0	0- 1	AWAY	0- 0	1- 0	3- 0				
0- 0	0- 0	0- 0	NEUTRAL	0- 0	0- 0	0- 0				

RPI 1-25				RPI 26-50				RPI 51-100				Team's RPI: 53	RPI 101+			
RPI	S	Opponent	Score	RPI	S	Opponent	Score	RPI	S	Opponent	Score		RPI	S	Opponent	Score
8	H	Mississippi St.	59 85	31	N	North Carolina	86 81	58	H	Tennessee	69 78		107	A	Alabama	66 56
12	A	Iowa St.	64 67	35	A	Missouri	65 74						138	H	Oklahoma	95 79
20	H	Texas A&M	67 69	44	A	New Mexico	79 76						168	A	Vanderbilt	72 70
													176	H	Grambling	97 48
													191	A	Elon	96 44
													195	N	Coastal Caro.	84 78
													201	H	Nicholls St.	80 59
													205	A	Ole Miss	64 51
													211	A	Florida	64 56
													236	H	Louisiana	71 59
													243	H	Alabama St.	83 50
													249	H	Samford	73 46
													283	A	Saint Joseph's	81 70
LAST 12 Division I GAMES:																
205	A	Ole Miss	64 51	44	A	New Mexico	79 76									
35	A	Missouri	65 74	12	A	Iowa St.	64 67									
20	H	Texas A&M	67 69	211	A	Florida	64 56									
168	A	Vanderbilt	72 70	58	H	Tennessee	69 78									
8	H	Mississippi St.	59 85	243	H	Alabama St.	83 50									
107	A	Alabama	66 56	191	A	Elon	96 44									

Non-Div I Games: Xavier (LA) 77 58

Auburn

■ Loss,
 ■ Non-Conf,
 ■ S Site,
 ■ H Home
 ■ A Away
 N Neutral

Average RPI Win:	257	WON-LOST	WINNING	LAST 10	STRENGTH OF	OPP. STRENGTH	TEAM	ADJ.	CONF.	ADJ CONF.
Average RPI Loss:	193	RECORD	PCT. RANK	GAMES	SCHEDULE	OF SCHEDULE	RPI	RPI	RPI	RPI
DIV. I ONLY	8- 10	206	0- 0	327	243	278	278	20	20	
DIV. I NON-CONF.	3- 6	241	0- 0	348	257	345	345	20	20	
TOTALS	RPI 1-25	RPI 26-50	W-L RECORDS	RPI 51-100	RPI 101-150	RPI 150+				
8- 10	0- 0	0- 0	OVERALL	0- 2	2- 1	6- 7				
6- 2	0- 0	0- 0	HOME	0- 1	1- 0	5- 1				
2- 8	0- 0	0- 0	AWAY	0- 1	1- 1	1- 6				
0- 0	0- 0	0- 0	NEUTRAL	0- 0	0- 0	0- 0				
3- 6	0- 0	0- 0	NON-CONFERENCE	0- 1	0- 0	3- 5				
3- 1	0- 0	0- 0	HOME	0- 0	0- 0	3- 1				
0- 5	0- 0	0- 0	AWAY	0- 1	0- 0	0- 4				
0- 0	0- 0	0- 0	NEUTRAL	0- 0	0- 0	0- 0				
5- 4	0- 0	0- 0	CONFERENCE	0- 1	2- 1	3- 2				
3- 1	0- 0	0- 0	HOME	0- 1	1- 0	2- 0				
2- 3	0- 0	0- 0	AWAY	0- 0	1- 1	1- 2				
0- 0	0- 0	0- 0	NEUTRAL	0- 0	0- 0	0- 0				

RPI 1-25			RPI 26-50			RPI 51-100			RPI 101+			Team's RPI: 278
RPI	S	Opponent	Score	RPI	S	Opponent	Score	RPI	S	Opponent	Score	
						71	H Belmont	62	80	122	H Morehead St.	81 80
						78	A Cincinnati	48	69	129	A UT Martin	65 74
										141	A Tennessee Tech	72 65
										168	A Vanderbilt	70 99
										192	A Illinois St.	49 61
										196	A Southeast Mo. St.	54 64
										212	A SIUE	68 69
										230	A Western Ill.	72 77
										270	A Eastern Ill.	73 60
										280	H Northern Ky.	52 48
										293	H Tennessee St.	74 47
										299	H Alabama A&M	75 58
										315	H Mississippi Val.	89 95
										322	H Eastern Ky.	100 65
										332	H Lipscomb	70 58
										337	A Evansville	52 56
LAST 12 Division I GAMES:												
293	H	Tennessee St.	74 47	141	A	Tennessee Tech	72 65					
270	A	Eastern Ill.	73 60	71	H	Belmont	62 80					
212	A	SIUE	68 69	322	H	Eastern Ky.	100 65					
129	A	UT Martin	65 74	337	A	Evansville	52 56					
196	A	Southeast Mo. St.	54 64	299	H	Alabama A&M	75 58					
122	H	Morehead St.	81 80	192	A	Illinois St.	49 61					

Non-Div I Games: Christian Bros. 100 62 Trevecca Nazarene 90 78

Austin Peay

■ Loss,
 ■ Non-Conf, S Site,
 ■ Home
 ■ Away
 N Neutral

BYUBYU

BYU

Page 20

Average RPI Win:	159	WON-LOST	WINNING	LAST 10	STRENGTH OF	OPP. STRENGTH	TEAM	ADJ.	CONF.	ADJ CONF.
Average RPI Loss:	91	RECORD	PCT. RANK	GAMES	SCHEDULE	OF SCHEDULE	RPI	RPI	RPI	RPI
DIV. I ONLY	7- 12	241	0- 1	52	78	164	164	8	8	
DIV. I NON-CONF.	4- 7	228	0- 1	133	27	207	207	8	8	
TOTALS	RPI 1-25	RPI 26-50	W-L RECORDS	RPI 51-100	RPI 101-150	RPI 150+				
7- 12	0- 0	0- 3	OVERALL	3- 6	1- 1	3- 2				
5- 4	0- 0	0- 1	HOME	2- 1	0- 0	3- 2				
2- 5	0- 0	0- 2	AWAY	1- 3	1- 0	0- 0				
0- 3	0- 0	0- 0	NEUTRAL	0- 2	0- 1	0- 0				
4- 7	0- 0	0- 2	NON-CONFERENCE	1- 3	1- 1	2- 1				
3- 2	0- 0	0- 1	HOME	1- 0	0- 0	2- 1				
1- 2	0- 0	0- 1	AWAY	0- 1	1- 0	0- 0				
0- 3	0- 0	0- 0	NEUTRAL	0- 2	0- 1	0- 0				
3- 5	0- 0	0- 1	CONFERENCE	2- 3	0- 0	1- 1				
2- 2	0- 0	0- 0	HOME	1- 1	0- 0	1- 1				
1- 3	0- 0	0- 1	AWAY	1- 2	0- 0	0- 0				
0- 0	0- 0	0- 0	NEUTRAL	0- 0	0- 0	0- 0				

RPI 1-25				RPI 26-50				RPI 51-100				RPI 101+				Team's RPI: 164	
RPI	S	Opponent	Score	RPI	S	Opponent	Score	RPI	S	Opponent	Score	RPI	S	Opponent	Score		
				26	A	Buffalo	65 77	54	A	Ohio	67 61	116	A	Western Ky.	86 83		
				37	A	Butler	47 64	54	H	Ohio	75 90	142	N	Fordham	70 78		
				40	H	Purdue	38 80	56	A	Miami (OH)	57 60	168	H	Vanderbilt	43 60		
								64	N	Duke	62 79	217	H	Bowling Green	77 70		
								65	N	Quinnipiac	66 69	269	H	Cleveland St.	67 62		
								76	A	Missouri St.	54 74	281	H	Western Mich.	62 65		
								78	H	Cincinnati	75 63	293	H	Tennessee St.	90 51		
								80	A	Toledo	58 65						
								89	H	Kent St.	48 44						
LAST 12 Division I GAMES:																	
				54	A	Ohio	67 61	65	N	Quinnipiac	66 69						
				281	H	Western Mich.	62 65	64	N	Duke	62 79						
				89	H	Kent St.	48 44	217	H	Bowling Green	77 70						
				56	A	Miami (OH)	57 60	80	A	Toledo	58 65						
				26	A	Buffalo	65 77	293	H	Tennessee St.	90 51						
				54	H	Ohio	75 90	116	A	Western Ky.	86 83						

Non-Div I Games: Urbana 99 62

Ball St.

■ Loss,
 ■ Non-Conf,
 ■ S Site,
 ■ H Home
 ■ A Away
 N Neutral

Average RPI Win:	100	WON-LOST	WINNING	LAST 10	STRENGTH OF	OPP. STRENGTH	TEAM	ADJ.	CONF.	ADJ CONF.
Average RPI Loss:	5	RECORD	PCT. RANK	GAMES	SCHEDULE	OF SCHEDULE	RPI	RPI	RPI	RPI
DIV. I ONLY	18- 1	5	1- 0	10	12	2	2	3	3	
DIV. I NON-CONF.	10- 1	17	0- 0	18	17	5	5	3	3	
TOTALS	RPI 1-25	RPI 26-50	W-L RECORDS	RPI 51-100	RPI 101-150	RPI 150+				
18- 1	4- 1	1- 0	OVERALL	6- 0	2- 0	5- 0				
9- 0	2- 0	0- 0	HOME	2- 0	1- 0	4- 0				
7- 1	2- 1	0- 0	AWAY	3- 0	1- 0	1- 0				
2- 0	0- 0	1- 0	NEUTRAL	1- 0	0- 0	0- 0				
10- 1	3- 1	1- 0	NON-CONFERENCE	1- 0	1- 0	4- 0				
6- 0	1- 0	0- 0	HOME	0- 0	1- 0	4- 0				
2- 1	2- 1	0- 0	AWAY	0- 0	0- 0	0- 0				
2- 0	0- 0	1- 0	NEUTRAL	1- 0	0- 0	0- 0				
8- 0	1- 0	0- 0	CONFERENCE	5- 0	1- 0	1- 0				
3- 0	1- 0	0- 0	HOME	2- 0	0- 0	0- 0				
5- 0	0- 0	0- 0	AWAY	3- 0	1- 0	1- 0				
0- 0	0- 0	0- 0	NEUTRAL	0- 0	0- 0	0- 0				

RPI	S	Opponent	Score	RPI	S	Opponent	Score	RPI	S	Opponent	Score	RPI	S	Opponent	Score
5	A	Stanford	63 68	30	N	South Dakota St.	72 66	51	A	TCU	79 55	122	H	Morehead St.	96 58
7	H	UConn	68 57					52	H	Kansas St.	65 50	138	A	Oklahoma	74 53
12	H	Iowa St.	84 69					63	H	West Virginia	79 47	156	A	Texas Tech	73 56
16	A	Arizona St.	65 59					84	A	Oklahoma St.	66 58	179	H	Southern U.	94 49
17	A	South Carolina	94 69					88	A	Kansas	94 68	201	H	Nicholls St.	100 39
								98	N	Georgetown	67 46	239	H	Saint Francis (PA)	116 58
												251	H	UTRGV	98 37
LAST 12 Division I GAMES:															
12	H	Iowa St.	84 69	84	A	Oklahoma St.	66 58								
63	H	West Virginia	79 47	138	A	Oklahoma	74 53								
88	A	Kansas	94 68	7	H	UConn	68 57								
51	A	TCU	79 55	251	H	UTRGV	98 37								
52	H	Kansas St.	65 50	5	A	Stanford	63 68								
156	A	Texas Tech	73 56	122	H	Morehead St.	96 58								

Non-Div I Games:

Baylor

■ Loss,
 ■ Non-Conf, S Site,
 ■ Home
 ■ Away
 N Neutral

Belmont

Through Games Of Feb. 1, 2019

Average RPI Win:	214	WON-LOST	WINNING	LAST 10	STRENGTH OF	OPP. STRENGTH	TEAM	ADJ.	CONF.	ADJ CONF.
Average RPI Loss:	65	RECORD	PCT. RANK	GAMES	SCHEDULE	OF SCHEDULE	RPI	RPI	RPI	RPI
DIV. I ONLY	15- 5	47	1- 0	156	146	71	71	20	20	
DIV. I NON-CONF.	7- 4	109	0- 0	62	47	40	40	20	20	
TOTALS	RPI 1-25	RPI 26-50	W-L RECORDS	RPI 51-100	RPI 101-150	RPI 150+				
15- 5	0- 1	0- 1	OVERALL	2- 2	2- 1	11- 0				
8- 2	0- 0	0- 0	HOME	0- 1	1- 1	7- 0				
7- 3	0- 1	0- 1	AWAY	2- 1	1- 0	4- 0				
0- 0	0- 0	0- 0	NEUTRAL	0- 0	0- 0	0- 0				
7- 4	0- 1	0- 1	NON-CONFERENCE	2- 2	1- 0	4- 0				
3- 1	0- 0	0- 0	HOME	0- 1	0- 0	3- 0				
4- 3	0- 1	0- 1	AWAY	2- 1	1- 0	1- 0				
0- 0	0- 0	0- 0	NEUTRAL	0- 0	0- 0	0- 0				
8- 1	0- 0	0- 0	CONFERENCE	0- 0	1- 1	7- 0				
5- 1	0- 0	0- 0	HOME	0- 0	1- 1	4- 0				
3- 0	0- 0	0- 0	AWAY	0- 0	0- 0	3- 0				
0- 0	0- 0	0- 0	NEUTRAL	0- 0	0- 0	0- 0				

RPI	S	Opponent	Score	RPI	S	Opponent	Score	RPI	S	Opponent	Score	RPI	S	Opponent	Score
6	A	NC State	62 77	41	A	Clemson	62 65	58	A	Tennessee	76 84	122	H	Morehead St.	77 50
								73	A	Middle Tenn.	45 38	126	A	Chattanooga	67 51
								80	H	Toledo	69 78	141	H	Tennessee Tech	72 77
								99	A	Wright St.	79 63	152	H	Tulsa	78 53
												182	H	Arkansas St.	74 55
												196	H	Southeast Mo. St.	91 57
												230	A	Jacksonville St.	64 41
												230	H	Jacksonville St.	66 52
												278	A	Austin Peay	80 62
												280	A	Northern Ky.	71 53
												291	A	Murray St.	65 58
												293	H	Tennessee St.	80 46
												322	H	Eastern Ky.	69 43
												332	H	Lipscomb	83 43
LAST 12 Division I GAMES:															
291	A	Murray St.	65 58	196	H	Southeast Mo. St.	91 57	278	A	Austin Peay	80 62	230	H	Jacksonville St.	66 52
293	H	Tennessee St.	80 46	58	A	Tennessee	76 84	182	H	Arkansas St.	74 55	126	A	Chattanooga	67 51
230	A	Jacksonville St.	64 41	122	H	Morehead St.	77 50	141	H	Tennessee Tech	72 77				
322	H	Eastern Ky.	69 43												

Non-Div I Games:

Belmont

Loss, Non-Conf, S Site, H Home A Away N Neutral

Average RPI Win:	298	WON-LOST	WINNING	LAST 10	STRENGTH OF	OPP. STRENGTH	TEAM	ADJ.	CONF.	ADJ CONF.
Average RPI Loss:	208	RECORD	PCT. RANK	GAMES	SCHEDULE	OF SCHEDULE	RPI	RPI	RPI	RPI
DIV. I ONLY	9- 8	147	1- 0	351	288	262	262	32	32	
DIV. I NON-CONF.	5- 5	162	0- 0	339	200	245	245	32	32	
TOTALS	RPI 1-25	RPI 26-50	W-L RECORDS	RPI 51-100	RPI 101-150	RPI 150+				
9- 8	0- 0	0- 0	OVERALL	0- 0	0- 0	9- 8				
4- 1	0- 0	0- 0	HOME	0- 0	0- 0	4- 1				
4- 7	0- 0	0- 0	AWAY	0- 0	0- 0	4- 7				
1- 0	0- 0	0- 0	NEUTRAL	0- 0	0- 0	1- 0				
5- 5	0- 0	0- 0	NON-CONFERENCE	0- 0	0- 0	5- 5				
3- 0	0- 0	0- 0	HOME	0- 0	0- 0	3- 0				
1- 5	0- 0	0- 0	AWAY	0- 0	0- 0	1- 5				
1- 0	0- 0	0- 0	NEUTRAL	0- 0	0- 0	1- 0				
4- 3	0- 0	0- 0	CONFERENCE	0- 0	0- 0	4- 3				
1- 1	0- 0	0- 0	HOME	0- 0	0- 0	1- 1				
3- 2	0- 0	0- 0	AWAY	0- 0	0- 0	3- 2				
0- 0	0- 0	0- 0	NEUTRAL	0- 0	0- 0	0- 0				

RPI 1-25			RPI 26-50			RPI 51-100			RPI 101+ Team's RPI: 262		
RPI	S	Opponent	Score	RPI	S	Opponent	Score	RPI	S	Opponent	Score
								157	A	Charlotte	69 73
								163	A	Georgia St.	57 62
								165	A	South Fla.	39 88
								183	H	UMES	52 64
								211	A	Florida	53 64
								229	H	Liberty	81 76
								230	A	Jacksonville	58 56
								245	A	Howard	40 61
								265	A	Ga. Southern	76 77
								271	A	Norfolk St.	50 57
								284	H	North Florida	76 60
								294	N	Kennesaw St.	64 61
								314	A	Coppin St.	71 65
								320	H	FIU	68 57
								321	A	Morgan St.	73 69
								346	A	N.C. Central	67 50
								347	H	Delaware St.	67 55
LAST 12 Division I GAMES:											
183	H	UMES	52 64	314	A	Coppin St.	71 65				
347	H	Delaware St.	67 55	321	A	Morgan St.	73 69				
271	A	Norfolk St.	50 57	163	A	Georgia St.	57 62				
245	A	Howard	40 61	294	N	Kennesaw St.	64 61				
346	A	N.C. Central	67 50	284	H	North Florida	76 60				
157	A	Charlotte	69 73	211	A	Florida	53 64				

Non-Div I Games: Flagler 74 59 Edward Waters 73 46

Bethune-Cookman

Loss, Non-Conf, S Site, H Home A Away N Neutral

Average RPI Win:	272	WON-LOST	WINNING	LAST 10	STRENGTH OF	OPP. STRENGTH	TEAM	ADJ.	CONF.	ADJ CONF.
Average RPI Loss:	161	RECORD	PCT. RANK	GAMES	SCHEDULE	OF SCHEDULE	RPI	RPI	RPI	RPI
DIV. I ONLY	7- 12	241	1- 0	144	276	216	216	23	23	
DIV. I NON-CONF.	3- 8	267	0- 0	75	278	236	236	24	24	
TOTALS	RPI 1-25	RPI 26-50	W-L RECORDS	RPI 51-100	RPI 101-150	RPI 150+				
7- 12	0- 2	0- 0	OVERALL	0- 2	1- 1	6- 7				
5- 4	0- 0	0- 0	HOME	0- 0	1- 1	4- 3				
2- 8	0- 2	0- 0	AWAY	0- 2	0- 0	2- 4				
0- 0	0- 0	0- 0	NEUTRAL	0- 0	0- 0	0- 0				
3- 8	0- 2	0- 0	NON-CONFERENCE	0- 1	0- 1	3- 4				
3- 2	0- 0	0- 0	HOME	0- 0	0- 1	3- 1				
0- 6	0- 2	0- 0	AWAY	0- 1	0- 0	0- 3				
0- 0	0- 0	0- 0	NEUTRAL	0- 0	0- 0	0- 0				
4- 4	0- 0	0- 0	CONFERENCE	0- 1	1- 0	3- 3				
2- 2	0- 0	0- 0	HOME	0- 0	1- 0	1- 2				
2- 2	0- 0	0- 0	AWAY	0- 1	0- 0	2- 1				
0- 0	0- 0	0- 0	NEUTRAL	0- 0	0- 0	0- 0				

RPI 1-25				RPI 26-50				RPI 51-100				RPI 101+ Team's RPI: 216			
RPI	S	Opponent	Score	RPI	S	Opponent	Score	RPI	S	Opponent	Score	RPI	S	Opponent	Score
1	A	Notre Dame	53 103					54	A	Ohio	49 86	110	H	Hartford	73 62
10	A	Marquette	40 93					70	A	Maine	66 95	133	H	Lehigh	55 65
												166	H	Stony Brook	56 65
												197	H	Rider	57 62
												219	A	Dartmouth	39 63
												221	A	Niagara	72 79
												235	H	Cornell	72 61
												259	A	Albany (NY)	56 61
												273	H	Vermont	57 58
												290	H	Army West Point	60 47
												297	A	UMass Lowell	70 50
												304	H	UMBC	67 45
												324	A	Lafayette	50 59
												328	A	New Hampshire	71 62
												342	H	Fairleigh Dickinson	73 54
LAST 12 Division I GAMES:															
297	A	UMass Lowell	70 50	110	H	Hartford	73 62								
273	H	Vermont	57 58	70	A	Maine	66 95								
304	H	UMBC	67 45	219	A	Dartmouth	39 63								
166	H	Stony Brook	56 65	10	A	Marquette	40 93								
328	A	New Hampshire	71 62	1	A	Notre Dame	53 103								
259	A	Albany (NY)	56 61	197	H	Rider	57 62								

Non-Div I Games: Charleston (WV) 69 62 Caldwell 73 54

Binghamton

Loss, Non-Conf, S Site, H Home A Away N Neutral

Average RPI Win:	185	WON-LOST	WINNING	LAST 10	STRENGTH OF	OPP. STRENGTH	TEAM	ADJ.	CONF.	ADJ CONF.
Average RPI Loss:	54	RECORD	PCT. RANK	GAMES	SCHEDULE	OF SCHEDULE	RPI	RPI	RPI	RPI
DIV. I ONLY	14- 3	23	1- 0	221	51	57	57	14	14	
DIV. I NON-CONF.	7- 2	58	1- 0	199	7	64	64	13	13	
TOTALS	RPI 1-25	RPI 26-50	W-L RECORDS	RPI 51-100	RPI 101-150	RPI 150+				
14- 3	0- 1	1- 1	OVERALL	1- 0	4- 1	8- 0				
7- 1	0- 1	1- 0	HOME	0- 0	1- 0	5- 0				
4- 2	0- 0	0- 1	AWAY	0- 0	2- 1	2- 0				
3- 0	0- 0	0- 0	NEUTRAL	1- 0	1- 0	1- 0				
7- 2	0- 1	0- 0	NON-CONFERENCE	1- 0	3- 1	3- 0				
3- 1	0- 1	0- 0	HOME	0- 0	1- 0	2- 0				
1- 1	0- 0	0- 0	AWAY	0- 0	1- 1	0- 0				
3- 0	0- 0	0- 0	NEUTRAL	1- 0	1- 0	1- 0				
7- 1	0- 0	1- 1	CONFERENCE	0- 0	1- 0	5- 0				
4- 0	0- 0	1- 0	HOME	0- 0	0- 0	3- 0				
3- 1	0- 0	0- 1	AWAY	0- 0	1- 0	2- 0				
0- 0	0- 0	0- 0	NEUTRAL	0- 0	0- 0	0- 0				

RPI 1-25				RPI 26-50				RPI 51-100 Team's RPI: 57				RPI 101+			
RPI	S	Opponent	Score	RPI	S	Opponent	Score	RPI	S	Opponent	Score	RPI	S	Opponent	Score
3	H	Louisville	55 74	46	A	Wyoming	52 64	79	N	UNI	61 60	105	N	Idaho	91 85
				46	H	Wyoming	72 64					114	A	Washington St.	71 95
												125	A	Washington	73 69
												131	A	Fresno St.	72 60
												146	H	CSUN	74 63
												203	H	Eastern Wash.	67 55
												213	H	Colorado St.	70 57
												238	H	Air Force	79 48
												239	N	Saint Francis (PA)	78 64
												244	A	San Diego St.	69 66
												253	H	Southern Utah	88 53
												256	A	Nevada	75 74
												316	H	San Jose St.	99 68
LAST 12 Division I GAMES:															
				46	A	Wyoming	52 64	125	A	Washington	73 69				
				238	H	Air Force	79 48	213	H	Colorado St.	70 57				
				131	A	Fresno St.	72 60	46	H	Wyoming	72 64				
				256	A	Nevada	75 74	253	H	Southern Utah	88 53				
				316	H	San Jose St.	99 68	239	N	Saint Francis (PA)	78 64				
				244	A	San Diego St.	69 66	203	H	Eastern Wash.	67 55				

Non-Div I Games: Southern Ore. 91 46 Northwest Chrst. 93 26

Boise St.

■ Loss,
 ■ Non-Conf, S Site,
 ■ Home
 ■ Away
 N Neutral

Average RPI Win:	198	WON-LOST	WINNING	LAST 10	STRENGTH OF	OPP. STRENGTH	TEAM	ADJ.	CONF.	ADJ CONF.
Average RPI Loss:	45	RECORD	PCT. RANK	GAMES	SCHEDULE	OF SCHEDULE	RPI	RPI	RPI	RPI
DIV. I ONLY	14- 7	79	1- 0	76	83	85	85	1	1	
DIV. I NON-CONF.	11- 2	31	1- 0	231	286	102	102	1	1	
TOTALS	RPI 1-25	RPI 26-50	W-L RECORDS	RPI 51-100	RPI 101-150	RPI 150+				
14- 7	0- 4	0- 1	OVERALL	2- 1	2- 1	10- 0				
8- 5	0- 2	0- 1	HOME	1- 1	0- 1	7- 0				
4- 2	0- 2	0- 0	AWAY	1- 0	2- 0	1- 0				
2- 0	0- 0	0- 0	NEUTRAL	0- 0	0- 0	2- 0				
11- 2	0- 0	0- 0	NON-CONFERENCE	1- 1	0- 1	10- 0				
7- 2	0- 0	0- 0	HOME	0- 1	0- 1	7- 0				
2- 0	0- 0	0- 0	AWAY	1- 0	0- 0	1- 0				
2- 0	0- 0	0- 0	NEUTRAL	0- 0	0- 0	2- 0				
3- 5	0- 4	0- 1	CONFERENCE	1- 0	2- 0	0- 0				
1- 3	0- 2	0- 1	HOME	1- 0	0- 0	0- 0				
2- 2	0- 2	0- 0	AWAY	0- 0	2- 0	0- 0				
0- 0	0- 0	0- 0	NEUTRAL	0- 0	0- 0	0- 0				

RPI 1-25				RPI 26-50				RPI 51-100				RPI 101+			
RPI	S	Opponent	Score	RPI	S	Opponent	Score	RPI	S	Opponent	Score	RPI	S	Opponent	Score
1	A	Notre Dame	63 92	42	H	Georgia Tech	76 81	64	H	Duke	92 90	103	A	Wake Forest	65 64
6	H	NC State	69 85					90	H	Providence	57 61	115	A	Pittsburgh	59 55
21	H	Florida St.	71 91					92	A	Houston	64 57	132	H	Minnesota	69 77
25	A	Miami (FL)	73 76									161	H	Boston U.	78 51
												197	N	Rider	112 61
												199	A	Rhode Island	88 64
												209	H	Holy Cross	89 63
												219	H	Dartmouth	99 68
												255	H	Campbell	76 56
												260	H	Columbia	74 60
												292	H	Bryant	83 46
												298	N	Loyola Maryland	73 47
												311	H	Saint Peter's	89 57
LAST 12 Division I GAMES:															
25	A	Miami (FL)	73 76	197	N	Rider	112 61								
1	A	Notre Dame	63 92	64	H	Duke	92 90								
21	H	Florida St.	71 91	42	H	Georgia Tech	76 81								
115	A	Pittsburgh	59 55	219	H	Dartmouth	99 68								
103	A	Wake Forest	65 64	255	H	Campbell	76 56								
6	H	NC State	69 85	161	H	Boston U.	78 51								

Non-Div I Games:

Boston College

■ Loss,
 ■ Non-Conf, S Site,
 ■ Home
 ■ Away
 N Neutral

Average RPI Win: 232	WON-LOST	WINNING	LAST 10	STRENGTH OF	OPP. STRENGTH	TEAM	ADJ.	CONF.	ADJ CONF.
Average RPI Loss: 147	RECORD	PCT. RANK	GAMES	SCHEDULE	OF SCHEDULE	RPI	RPI	RPI	RPI
DIV. I ONLY	10- 9	152	1- 0	179	239	161	161	19	19
DIV. I NON-CONF.	4- 6	212	0- 0	173	226	215	215	22	22
TOTALS	RPI 1-25	RPI 26-50	W-L RECORDS	RPI 51-100	RPI 101-150	RPI 150+			
10- 9	0- 0	1- 0	OVERALL	0- 3	1- 1	8- 5			
6- 2	0- 0	0- 0	HOME	0- 0	1- 1	5- 1			
4- 7	0- 0	1- 0	AWAY	0- 3	0- 0	3- 4			
0- 0	0- 0	0- 0	NEUTRAL	0- 0	0- 0	0- 0			
4- 6	0- 0	0- 0	NON-CONFERENCE	0- 3	0- 0	4- 3			
4- 0	0- 0	0- 0	HOME	0- 0	0- 0	4- 0			
0- 6	0- 0	0- 0	AWAY	0- 3	0- 0	0- 3			
0- 0	0- 0	0- 0	NEUTRAL	0- 0	0- 0	0- 0			
6- 3	0- 0	1- 0	CONFERENCE	0- 0	1- 1	4- 2			
2- 2	0- 0	0- 0	HOME	0- 0	1- 1	1- 1			
4- 1	0- 0	1- 0	AWAY	0- 0	0- 0	3- 1			
0- 0	0- 0	0- 0	NEUTRAL	0- 0	0- 0	0- 0			

RPI S	Opponent	Score	RPI S	Opponent	Score	RPI S	Opponent	Score	RPI S	Opponent	Score	Team's RPI: 161
			49 Bucknell		70 62	62 Harvard		47 67	109 American		51 64	
						72 Northeastern		51 81	133 Lehigh		58 45	
						85 Boston College		51 78	154 Marist		57 68	
									172 Delaware		72 61	
									198 Massachusetts		55 66	
									209 Holy Cross		69 75	
									214 Colgate		72 81	
									215 Navy		49 35	
									219 Dartmouth		44 64	
									223 Brown		72 51	
									290 Army West Point		63 51	
									292 Bryant		67 65	
									298 Loyola Maryland		64 62	
									324 Lafayette		47 44	
									328 New Hampshire		60 39	
LAST 12 Division I GAMES:												
			109 American		51 64	324 Lafayette		47 44				
			209 Holy Cross		69 75	215 Navy		49 35				
			214 Colgate		72 81	290 Army West Point		63 51				
			133 Lehigh		58 45	62 Harvard		47 67				
			298 Loyola Maryland		64 62	85 Boston College		51 78				
			49 Bucknell		70 62	198 Massachusetts		55 66				

Non-Div I Games:

Boston U.

Loss, Non-Conf, S Site, Home Away N Neutral

Bowling Green

Through Games Of Feb. 1, 2019

Average RPI Win:	263	WON-LOST	WINNING	LAST 10	STRENGTH OF	OPP. STRENGTH	TEAM	ADJ.	CONF.	ADJ CONF.
Average RPI Loss:	143	RECORD	PCT. RANK	GAMES	SCHEDULE	OF SCHEDULE	RPI	RPI	RPI	RPI
DIV. I ONLY	6- 11	252	0- 1	132	268	217	217	8	8	
DIV. I NON-CONF.	6- 4	125	0- 0	194	331	148	148	8	8	
TOTALS	RPI 1-25	RPI 26-50	W-L RECORDS	RPI 51-100	RPI 101-150	RPI 150+				
6- 11	0- 1	0- 0	OVERALL	0- 2	0- 2	6- 6				
4- 4	0- 0	0- 0	HOME	0- 2	0- 1	4- 1				
2- 6	0- 1	0- 0	AWAY	0- 0	0- 1	2- 4				
0- 1	0- 0	0- 0	NEUTRAL	0- 0	0- 0	0- 1				
6- 4	0- 1	0- 0	NON-CONFERENCE	0- 0	0- 0	6- 3				
4- 0	0- 0	0- 0	HOME	0- 0	0- 0	4- 0				
2- 3	0- 1	0- 0	AWAY	0- 0	0- 0	2- 2				
0- 1	0- 0	0- 0	NEUTRAL	0- 0	0- 0	0- 1				
0- 7	0- 0	0- 0	CONFERENCE	0- 2	0- 2	0- 3				
0- 4	0- 0	0- 0	HOME	0- 2	0- 1	0- 1				
0- 3	0- 0	0- 0	AWAY	0- 0	0- 1	0- 2				
0- 0	0- 0	0- 0	NEUTRAL	0- 0	0- 0	0- 0				

RPI 1-25				RPI 26-50				RPI 51-100				RPI 101+ Team's RPI: 217			
RPI	S	Opponent	Score	RPI	S	Opponent	Score	RPI	S	Opponent	Score	RPI	S	Opponent	Score
22	A	Michigan St.	69 99					54	H	Ohio	79 82	108	H	Northern Ill.	52 66
								80	H	Toledo	65 79	150	A	Akron	71 74
												164	A	Ball St.	70 77
												167	A	Xavier	49 65
												170	N	Mercer	63 76
												185	A	Eastern Mich.	74 81
												195	A	Coastal Caro.	80 81
												210	H	Loyola Chicago	88 74
												226	H	Robert Morris	61 60
												240	H	Marshall	99 76
												276	A	Canisius	74 53
												281	H	Western Mich.	82 84
												289	A	Valparaiso	79 72
												335	H	Detroit Mercy	79 73
LAST 12 Division I GAMES:															
80	H	Toledo	65 79	54	H	Ohio	79 82								
108	H	Northern Ill.	52 66	185	A	Eastern Mich.	74 81								
150	A	Akron	71 74	335	H	Detroit Mercy	79 73								
164	A	Ball St.	70 77	276	A	Canisius	74 53								
281	H	Western Mich.	82 84	167	A	Xavier	49 65								
289	A	Valparaiso	79 72	170	N	Mercer	63 76								

Non-Div I Games: Davis & Elkins 63 28

Bowling Green

■ Loss,
 ■ Non-Conf,
 ■ S Site,
 ■ H Home
 ■ A Away
 N Neutral

Bradley

Through Games Of Feb. 1, 2019

Average RPI Win:	250	WON-LOST	WINNING	LAST 10	STRENGTH OF	OPP. STRENGTH	TEAM	ADJ.	CONF.	ADJ CONF.
Average RPI Loss:	101	RECORD	PCT. RANK	GAMES	SCHEDULE	OF SCHEDULE	RPI	RPI	RPI	RPI
DIV. I ONLY	13- 5	65	1- 0	320	142	169	169	12	12	
DIV. I NON-CONF.	9- 1	29	1- 0	345	177	138	138	14	14	
TOTALS	RPI 1-25	RPI 26-50	W-L RECORDS	RPI 51-100	RPI 101-150	RPI 150+				
13- 5	0- 1	0- 1	OVERALL	0- 2	0- 0	13- 1				
6- 3	0- 1	0- 0	HOME	0- 2	0- 0	6- 0				
6- 2	0- 0	0- 1	AWAY	0- 0	0- 0	6- 1				
1- 0	0- 0	0- 0	NEUTRAL	0- 0	0- 0	1- 0				
9- 1	0- 0	0- 1	NON-CONFERENCE	0- 0	0- 0	9- 0				
5- 0	0- 0	0- 0	HOME	0- 0	0- 0	5- 0				
3- 1	0- 0	0- 1	AWAY	0- 0	0- 0	3- 0				
1- 0	0- 0	0- 0	NEUTRAL	0- 0	0- 0	1- 0				
4- 4	0- 1	0- 0	CONFERENCE	0- 2	0- 0	4- 1				
1- 3	0- 1	0- 0	HOME	0- 2	0- 0	1- 0				
3- 1	0- 0	0- 0	AWAY	0- 0	0- 0	3- 1				
0- 0	0- 0	0- 0	NEUTRAL	0- 0	0- 0	0- 0				

RPI 1-25				RPI 26-50				RPI 51-100				RPI 101+ Team's RPI: 169			
RPI	S	Opponent	Score	RPI	S	Opponent	Score	RPI	S	Opponent	Score	RPI	S	Opponent	Score
19	H	Drake	63 92	40	A	Purdue	61 74	76	H	Missouri St.	56 68	159	H	Southern Ill.	58 53
								79	H	UNI	78 81	172	N	Delaware	59 47
												173	A	Indiana St.	61 45
												192	A	Illinois St.	79 68
												196	H	Southeast Mo. St.	85 79
												230	H	Western Ill.	82 68
												269	A	Cleveland St.	67 65
												270	H	Eastern Ill.	67 64
												287	A	Fla. Atlantic	80 59
												289	A	Valparaiso	73 76
												302	H	Oakland	73 64
												312	A	Omaha	80 60
												337	A	Evansville	75 68
												345	H	Chicago St.	89 59
LAST 12 Division I GAMES:															
192	A	Illinois St.	79 68	287	A	Fla. Atlantic	80 59								
159	H	Southern Ill.	58 53	289	A	Valparaiso	73 76								
76	H	Missouri St.	56 68	19	H	Drake	63 92								
173	A	Indiana St.	61 45	345	H	Chicago St.	89 59								
337	A	Evansville	75 68	40	A	Purdue	61 74								
79	H	UNI	78 81	269	A	Cleveland St.	67 65								

Non-Div I Games: Rockhurst 83 40

Bradley

■ Loss,
 ■ Non-Conf,
 ■ S Site,
 ■ H Home
 ■ A Away
 N Neutral

Average RPI Win:	268	WON-LOST	WINNING	LAST 10	STRENGTH OF	OPP. STRENGTH	TEAM	ADJ.	CONF.	ADJ CONF.
Average RPI Loss:	141	RECORD	PCT. RANK	GAMES	SCHEDULE	OF SCHEDULE	RPI	RPI	RPI	RPI
DIV. I ONLY	7- 10	223	0- 1	225	238	223	223	11	11	
DIV. I NON-CONF.	6- 8	199	0- 1	281	254	242	242	10	10	
TOTALS	RPI 1-25	RPI 26-50	W-L RECORDS	RPI 51-100	RPI 101-150	RPI 150+				
7- 10	0- 1	0- 1	OVERALL	1- 2	0- 1	6- 5				
4- 3	0- 0	0- 1	HOME	1- 0	0- 0	3- 2				
2- 7	0- 1	0- 0	AWAY	0- 2	0- 1	2- 3				
1- 0	0- 0	0- 0	NEUTRAL	0- 0	0- 0	1- 0				
6- 8	0- 1	0- 1	NON-CONFERENCE	0- 1	0- 1	6- 4				
3- 2	0- 0	0- 1	HOME	0- 0	0- 0	3- 1				
2- 6	0- 1	0- 0	AWAY	0- 1	0- 1	2- 3				
1- 0	0- 0	0- 0	NEUTRAL	0- 0	0- 0	1- 0				
1- 2	0- 0	0- 0	CONFERENCE	1- 1	0- 0	0- 1				
1- 1	0- 0	0- 0	HOME	1- 0	0- 0	0- 1				
0- 1	0- 0	0- 0	AWAY	0- 1	0- 0	0- 0				
0- 0	0- 0	0- 0	NEUTRAL	0- 0	0- 0	0- 0				

RPI 1-25				RPI 26-50				RPI 51-100				RPI 101+ Team's RPI: 223			
RPI	S	Opponent	Score	RPI	S	Opponent	Score	RPI	S	Opponent	Score	RPI	S	Opponent	Score
14	A	Rutgers	52 73	49	H	Bucknell	78 91	70	A	Maine	96 102	108	A	Northern Ill.	102 109
								95	A	Yale	72 84	161	A	Boston U.	51 72
								95	H	Yale	86 71	198	H	Massachusetts	61 90
												199	A	Rhode Island	67 72
												209	A	Holy Cross	89 85
												219	H	Dartmouth	61 81
												292	A	Bryant	57 75
												292	N	Bryant	84 68
												303	H	Central Conn. St.	68 63
												307	H	Fairfield	68 49
												328	H	New Hampshire	76 70
												345	A	Chicago St.	90 65
LAST 12 Division I GAMES:															
95	A	Yale	72 84	199	A	Rhode Island	67 72								
95	H	Yale	86 71	219	H	Dartmouth	61 81								
14	A	Rutgers	52 73	292	N	Bryant	84 68								
108	A	Northern Ill.	102 109	49	H	Bucknell	78 91								
345	A	Chicago St.	90 65	198	H	Massachusetts	61 90								
70	A	Maine	96 102	307	H	Fairfield	68 49								

Non-Div I Games: Johnson & Wales (RI78 46 Adelphi 75 62

Brown

Loss, Non-Conf, S Site, H Home A Away N Neutral

Average RPI Win:	272	WON-LOST	WINNING	LAST 10	STRENGTH OF	OPP. STRENGTH	TEAM	ADJ.	CONF.	ADJ CONF.
Average RPI Loss:	186	RECORD	PCT. RANK	GAMES	SCHEDULE	OF SCHEDULE	RPI	RPI	RPI	RPI
DIV. I ONLY	6- 13	266	0- 1	260	318	292	292	31	31	
DIV. I NON-CONF.	2- 9	297	0- 1	180	220	286	286	31	31	
TOTALS	RPI 1-25	RPI 26-50	W-L RECORDS	RPI 51-100	RPI 101-150	RPI 150+				
6- 13	0- 0	0- 0	OVERALL	0- 4	0- 1	6- 8				
4- 4	0- 0	0- 0	HOME	0- 1	0- 0	4- 3				
2- 7	0- 0	0- 0	AWAY	0- 2	0- 1	2- 4				
0- 2	0- 0	0- 0	NEUTRAL	0- 1	0- 0	0- 1				
2- 9	0- 0	0- 0	NON-CONFERENCE	0- 4	0- 1	2- 4				
1- 2	0- 0	0- 0	HOME	0- 1	0- 0	1- 1				
1- 5	0- 0	0- 0	AWAY	0- 2	0- 1	1- 2				
0- 2	0- 0	0- 0	NEUTRAL	0- 1	0- 0	0- 1				
4- 4	0- 0	0- 0	CONFERENCE	0- 0	0- 0	4- 4				
3- 2	0- 0	0- 0	HOME	0- 0	0- 0	3- 2				
1- 2	0- 0	0- 0	AWAY	0- 0	0- 0	1- 2				
0- 0	0- 0	0- 0	NEUTRAL	0- 0	0- 0	0- 0				

RPI 1-25			RPI 26-50			RPI 51-100			RPI 101+			Team's RPI: 292
RPI	S	Opponent	Score	RPI	S	Opponent	Score	RPI	S	Opponent	Score	
						63 A West Virginia	48 94	110 A Hartford		57 67		
						70 H Maine	57 74	161 A Boston U.		65 67		
						85 A Boston College	46 83	209 H Holy Cross		62 81		
						90 N Providence	64 72	220 A Mt. St. Mary's		73 68		
								223 H Brown		75 57		
								223 N Brown		68 84		
								226 H Robert Morris		57 60		
								233 A Sacred Heart		48 49		
								239 H Saint Francis (PA)		66 63		
								272 H St. Francis Brooklyn		55 60		
								297 A UMass Lowell		58 57		
								303 H Central Conn. St.		72 60		
								328 A New Hampshire		74 79		
								342 A Fairleigh Dickinson		53 63		
								351 H LIU Brooklyn		69 62		
LAST 12 Division I GAMES:												
303	H	Central Conn. St.	72 60	90	N	Providence	64 72					
239	H	Saint Francis (PA)	66 63	342	A	Fairleigh Dickinson	53 63					
226	H	Robert Morris	57 60	351	H	LIU Brooklyn	69 62					
233	A	Sacred Heart	48 49	209	H	Holy Cross	62 81					
220	A	Mt. St. Mary's	73 68	110	A	Hartford	57 67					
272	H	St. Francis Brooklyn	55 60	85	A	Boston College	46 83					

Non-Div I Games:

Bryant

■ Loss,
 ■ Non-Conf,
 S Site,
 ■ Home
 ■ Away
 N Neutral

Bucknell

Through Games Of Feb. 1, 2019

Average RPI Win:	217	WON-LOST	WINNING	LAST 10	STRENGTH OF	OPP. STRENGTH	TEAM	ADJ.	CONF.	ADJ CONF.
Average RPI Loss:	71	RECORD	PCT. RANK	GAMES	SCHEDULE	OF SCHEDULE	RPI	RPI	RPI	RPI
DIV. I ONLY	17- 4	27	1- 0	147	196	49	49	19	19	
DIV. I NON-CONF.	9- 3	61	0- 0	115	152	38	38	22	22	
TOTALS	RPI 1-25	RPI 26-50	W-L RECORDS	RPI 51-100	RPI 101-150	RPI 150+				
17- 4	0- 2	0- 0	OVERALL	1- 0	3- 1	13- 1				
7- 1	0- 0	0- 0	HOME	1- 0	3- 0	3- 1				
8- 3	0- 2	0- 0	AWAY	0- 0	0- 1	8- 0				
2- 0	0- 0	0- 0	NEUTRAL	0- 0	0- 0	2- 0				
9- 3	0- 2	0- 0	NON-CONFERENCE	1- 0	1- 1	7- 0				
4- 0	0- 0	0- 0	HOME	1- 0	1- 0	2- 0				
3- 3	0- 2	0- 0	AWAY	0- 0	0- 1	3- 0				
2- 0	0- 0	0- 0	NEUTRAL	0- 0	0- 0	2- 0				
8- 1	0- 0	0- 0	CONFERENCE	0- 0	2- 0	6- 1				
3- 1	0- 0	0- 0	HOME	0- 0	2- 0	1- 1				
5- 0	0- 0	0- 0	AWAY	0- 0	0- 0	5- 0				
0- 0	0- 0	0- 0	NEUTRAL	0- 0	0- 0	0- 0				

RPI 1-25				RPI 26-50				Team's RPI: 49				RPI 51-100				RPI 101+			
RPI	S	Opponent	Score	RPI	S	Opponent	Score	RPI	S	Opponent	Score	RPI	S	Opponent	Score	RPI	S	Opponent	Score
9	A	Syracuse	56 70									65	H	Quinnipiac	75 58	102	A	Drexel	42 64
12	A	Iowa St.	61 86													109	H	American	71 56
																120	H	Youngstown St.	73 68
																133	H	Lehigh	71 53
																161	H	Boston U.	62 70
																197	H	Rider	80 59
																198	N	Massachusetts	77 58
																208	A	St. Bonaventure	77 46
																209	H	Holy Cross	75 71
																214	A	Colgate	90 62
																215	A	Navy	77 43
																223	A	Brown	91 78
																250	A	Monmouth	70 32
																290	A	Army West Point	66 52
																298	A	Loyola Maryland	75 57
																307	N	Fairfield	77 54
																324	A	Lafayette	56 47
																327	H	Iona	81 43
LAST 12 Division I GAMES:																			
298	A	Loyola Maryland	75 57	215	A	Navy	77 43												
214	A	Colgate	90 62	209	H	Holy Cross	75 71												
133	H	Lehigh	71 53	109	H	American	71 56												
324	A	Lafayette	56 47	12	A	Iowa St.	61 86												
290	A	Army West Point	66 52	120	H	Youngstown St.	73 68												
161	H	Boston U.	62 70	197	H	Rider	80 59												

Non-Div I Games:

Bucknell

■ Loss,
 ■ Non-Conf, S Site,
 ■ Home
 ■ Away
 N Neutral

Average RPI Win: 177		WON-LOST	WINNING	LAST 10	STRENGTH OF	OPP. STRENGTH	TEAM	ADJ.	CONF.	ADJ CONF.
Average RPI Loss: 44		RECORD	PCT. RANK	GAMES	SCHEDULE	OF SCHEDULE	RPI	RPI	RPI	RPI
DIV. I ONLY		14- 4	37	1- 0	51	127	26	26	8	8
DIV. I NON-CONF.		8- 3	72	0- 0	93	84	39	39	8	8
TOTALS		RPI 1-25	RPI 26-50	W-L RECORDS		RPI 51-100	RPI 101-150	RPI 150+		
14- 4	0- 2	1- 0		OVERALL		2- 1	2- 1	9- 0		
5- 2	0- 1	0- 0		HOME		0- 1	2- 0	3- 0		
7- 2	0- 1	0- 0		AWAY		1- 0	0- 1	6- 0		
2- 0	0- 0	1- 0		NEUTRAL		1- 0	0- 0	0- 0		
8- 3	0- 2	1- 0		NON-CONFERENCE		1- 0	0- 1	6- 0		
2- 1	0- 1	0- 0		HOME		0- 0	0- 0	2- 0		
4- 2	0- 1	0- 0		AWAY		0- 0	0- 1	4- 0		
2- 0	0- 0	1- 0		NEUTRAL		1- 0	0- 0	0- 0		
6- 1	0- 0	0- 0		CONFERENCE		1- 1	2- 0	3- 0		
3- 1	0- 0	0- 0		HOME		0- 1	2- 0	1- 0		
3- 0	0- 0	0- 0		AWAY		1- 0	0- 0	2- 0		
0- 0	0- 0	0- 0		NEUTRAL		0- 0	0- 0	0- 0		

RPI 1-25				RPI 26-50				Team's RPI: 26				RPI 51-100				RPI 101+			
RPI	S	Opponent	Score	RPI	S	Opponent	Score	RPI	S	Opponent	Score	RPI	S	Opponent	Score	RPI	S	Opponent	Score
4	A	Oregon	82 102	30	N	South Dakota St.	61 55	54	H	Ohio	71 74	108	H	Northern Ill.	93 64				
5	H	Stanford	55 62					56	A	Miami (OH)	66 59	111	A	Dayton	59 72				
								98	N	Georgetown	73 64	150	H	Akron	91 72				
												164	H	Ball St.	77 65				
												183	A	UMES	69 63				
												185	A	Eastern Mich.	91 84				
												208	H	St. Bonaventure	90 43				
												219	A	Dartmouth	75 69				
												221	H	Niagara	88 61				
												276	A	Canisius	84 66				
												281	A	Western Mich.	61 59				
												303	A	Central Conn. St.	82 69				
LAST 12 Division I GAMES:																			
281	A	Western Mich.	61 59	108	H	Northern Ill.	93 64												
164	H	Ball St.	77 65	150	H	Akron	91 72												
56	A	Miami (OH)	66 59	5	H	Stanford	55 62												
185	A	Eastern Mich.	91 84	219	A	Dartmouth	75 69												
54	H	Ohio	71 74	111	A	Dayton	59 72												
208	H	St. Bonaventure	90 43	276	A	Canisius	84 66												

Non-Div I Games:

Buffalo

Average RPI Win:	166	WON-LOST	WINNING	LAST 10	STRENGTH OF	OPP. STRENGTH	TEAM	ADJ.	CONF.	ADJ CONF.
Average RPI Loss:	43	RECORD	PCT. RANK	GAMES	SCHEDULE	OF SCHEDULE	RPI	RPI	RPI	RPI
DIV. I ONLY	17- 4	27	1- 0	103	69	37	37	6	6	
DIV. I NON-CONF.	10- 1	17	0- 0	223	178	45	45	4	4	
TOTALS	RPI 1-25	RPI 26-50	W-L RECORDS	RPI 51-100	RPI 101-150	RPI 150+				
17- 4	0- 1	1- 2	OVERALL	3- 1	4- 0	9- 0				
9- 2	0- 1	0- 1	HOME	0- 0	2- 0	7- 0				
6- 2	0- 0	1- 1	AWAY	2- 1	2- 0	1- 0				
2- 0	0- 0	0- 0	NEUTRAL	1- 0	0- 0	1- 0				
10- 1	0- 0	0- 1	NON-CONFERENCE	1- 0	1- 0	8- 0				
7- 0	0- 0	0- 0	HOME	0- 0	0- 0	7- 0				
1- 1	0- 0	0- 1	AWAY	0- 0	1- 0	0- 0				
2- 0	0- 0	0- 0	NEUTRAL	1- 0	0- 0	1- 0				
7- 3	0- 1	1- 1	CONFERENCE	2- 1	3- 0	1- 0				
2- 2	0- 1	0- 1	HOME	0- 0	2- 0	0- 0				
5- 1	0- 0	1- 0	AWAY	2- 1	1- 0	1- 0				
0- 0	0- 0	0- 0	NEUTRAL	0- 0	0- 0	0- 0				

RPI 1-25				RPI 26-50				Team's RPI: 37	RPI 51-100				RPI 101+			
RPI	S	Opponent	Score	RPI	S	Opponent	Score		RPI	S	Opponent	Score	RPI	S	Opponent	Score
10	H	Marquette	58 87	34	A	Indiana	46 66		90	A	Providence	68 74	118	H	Seton Hall	62 59
				36	H	DePaul	78 86		93	N	Ohio St.	66 53	127	A	St. John's (NY)	73 68
				39	A	Villanova	63 55		94	A	Creighton	75 43	127	H	St. John's (NY)	66 45
									98	A	Georgetown	59 50	150	A	Akron	63 47
													164	H	Ball St.	64 47
													167	A	Xavier	63 41
													173	H	Indiana St.	72 49
													185	N	Eastern Mich.	73 63
													192	H	Illinois St.	58 56
													230	H	Western Ill.	92 51
													270	H	Eastern Ill.	72 37
													291	H	Murray St.	86 65
													297	H	UMass Lowell	89 36
LAST 12 Division I GAMES:																
				36	H	DePaul	78 86		127	A	St. John's (NY)	73 68				
				94	A	Creighton	75 43		10	H	Marquette	58 87				
				90	A	Providence	68 74		98	A	Georgetown	59 50				
				167	A	Xavier	63 41		39	A	Villanova	63 55				
				127	H	St. John's (NY)	66 45		185	N	Eastern Mich.	73 63				
				118	H	Seton Hall	62 59		93	N	Ohio St.	66 53				

Non-Div I Games:

Butler

■ Loss,
 ■ Non-Conf,
 ■ S Site,
 ■ H Home
 ■ A Away
 N Neutral

CSU Bakersfield

Through Games Of Feb. 1, 2019

Average RPI Win:	258	WON-LOST	WINNING	LAST 10	STRENGTH OF	OPP. STRENGTH	TEAM	ADJ.	CONF.	ADJ CONF.
Average RPI Loss:	216	RECORD	PCT. RANK	GAMES	SCHEDULE	OF SCHEDULE	RPI	RPI	RPI	RPI
DIV. I ONLY	6- 12	259	0- 1	319	299	286	286	30	30	
DIV. I NON-CONF.	2- 9	297	0- 0	283	269	315	315	30	30	
TOTALS	RPI 1-25	RPI 26-50	W-L RECORDS	RPI 51-100	RPI 101-150	RPI 150+				
6- 12	0- 0	0- 1	OVERALL	1- 0	0- 0	5- 11				
2- 3	0- 0	0- 0	HOME	1- 0	0- 0	1- 3				
4- 9	0- 0	0- 1	AWAY	0- 0	0- 0	4- 8				
0- 0	0- 0	0- 0	NEUTRAL	0- 0	0- 0	0- 0				
2- 9	0- 0	0- 1	NON-CONFERENCE	1- 0	0- 0	1- 8				
1- 1	0- 0	0- 0	HOME	1- 0	0- 0	0- 1				
1- 8	0- 0	0- 1	AWAY	0- 0	0- 0	1- 7				
0- 0	0- 0	0- 0	NEUTRAL	0- 0	0- 0	0- 0				
4- 3	0- 0	0- 0	CONFERENCE	0- 0	0- 0	4- 3				
1- 2	0- 0	0- 0	HOME	0- 0	0- 0	1- 2				
3- 1	0- 0	0- 0	AWAY	0- 0	0- 0	3- 1				
0- 0	0- 0	0- 0	NEUTRAL	0- 0	0- 0	0- 0				

RPI S	Opponent	Score	RPI S	Opponent	Score	RPI S	Opponent	Score	RPI S	Opponent	Score	Team's RPI: 286
38	A Oregon St.	52 92	99	H Wright St.	76 74	153	A UC Irvine	78 85	160	H New Mexico St.	59 61	
						175	H UC Riverside	67 79	186	A North Texas	59 71	
						200	A SMU	43 49	204	A UMKC	67 57	
						224	A Cal St. Fullerton	56 64	251	H UTRGV	68 63	
						268	A Utah Valley	70 78	275	A UTEP	47 53	
						282	H California Baptist	45 68	306	A UC Santa Barbara	56 48	
						312	A Omaha	46 53	316	A San Jose St.	72 82	
						341	A Seattle U	70 60	345	A Chicago St.	67 56	
LAST 12 Division I GAMES:												
204	A UMKC	67 57	282	H California Baptist	45 68							
160	H New Mexico St.	59 61	345	A Chicago St.	67 56							
251	H UTRGV	68 63	38	A Oregon St.	52 92							
268	A Utah Valley	70 78	186	A North Texas	59 71							
341	A Seattle U	70 60	200	A SMU	43 49							
175	H UC Riverside	67 79	312	A Omaha	46 53							

Non-Div I Games: Whittier 74 46 Westcliff 91 37

CSU Bakersfield

Loss, Non-Conf, S Site, H Home A Away N Neutral

Average RPI Win:	241	WON-LOST	WINNING	LAST 10	STRENGTH OF	OPP. STRENGTH	TEAM	ADJ.	CONF.	ADJ CONF.
Average RPI Loss:	66	RECORD	PCT. RANK	GAMES	SCHEDULE	OF SCHEDULE	RPI	RPI	RPI	RPI
DIV. I ONLY	11- 10	159	0- 1	153	107	146	146	22	22	
DIV. I NON-CONF.	6- 8	199	0- 1	137	30	162	162	21	21	
TOTALS	RPI 1-25	RPI 26-50	W-L RECORDS	RPI 51-100	RPI 101-150	RPI 150+				
11- 10	0- 3	0- 1	OVERALL	0- 3	2- 2	9- 1				
7- 3	0- 0	0- 0	HOME	0- 2	1- 1	6- 0				
4- 7	0- 3	0- 1	AWAY	0- 1	1- 1	3- 1				
0- 0	0- 0	0- 0	NEUTRAL	0- 0	0- 0	0- 0				
6- 8	0- 3	0- 1	NON-CONFERENCE	0- 2	2- 2	4- 0				
4- 2	0- 0	0- 0	HOME	0- 1	1- 1	3- 0				
2- 6	0- 3	0- 1	AWAY	0- 1	1- 1	1- 0				
0- 0	0- 0	0- 0	NEUTRAL	0- 0	0- 0	0- 0				
5- 2	0- 0	0- 0	CONFERENCE	0- 1	0- 0	5- 1				
3- 1	0- 0	0- 0	HOME	0- 1	0- 0	3- 0				
2- 1	0- 0	0- 0	AWAY	0- 0	0- 0	2- 1				
0- 0	0- 0	0- 0	NEUTRAL	0- 0	0- 0	0- 0				

RPI 1-25				RPI 26-50				RPI 51-100				RPI 101+ Team's RPI: 146			
RPI	S	Opponent	Score	RPI	S	Opponent	Score	RPI	S	Opponent	Score	RPI	S	Opponent	Score
5	A	Stanford	43 69	50	A	Southern California	42 58	57	A	Boise St.	63 74	104	H	Loyola Marymount	53 72
19	A	Drake	63 73					62	H	Harvard	55 75	105	A	Idaho	73 88
23	A	California	42 67					82	H	UC Davis	49 60	114	H	Washington St.	65 52
												149	A	Santa Clara	53 38
												153	A	UC Irvine	61 65
												175	H	UC Riverside	69 56
												224	H	Cal St. Fullerton	74 44
												244	H	San Diego St.	77 74
												261	A	Hawaii	49 29
												266	A	Long Beach St.	51 37
												282	H	California Baptist	73 67
												306	H	UC Santa Barbara	73 65
												312	A	Omaha	64 52
												316	H	San Jose St.	76 40
LAST 12 Division I GAMES:															
266	A	Long Beach St.	51 37	62	H	Harvard	55 75								
82	H	UC Davis	49 60	224	H	Cal St. Fullerton	74 44								
175	H	UC Riverside	69 56	5	A	Stanford	43 69								
261	A	Hawaii	49 29	316	H	San Jose St.	76 40								
153	A	UC Irvine	61 65	50	A	Southern California	42 58								
306	H	UC Santa Barbara	73 65	244	H	San Diego St.	77 74								

Non-Div I Games:

CSUN

■ Loss,
 ■ Non-Conf,
 ■ S Site,
 ■ H Home
 ■ A Away
 N Neutral

Average RPI Win:	283	WON-LOST	WINNING	LAST 10	STRENGTH OF	OPP. STRENGTH	TEAM	ADJ.	CONF.	ADJ CONF.
Average RPI Loss:	165	RECORD	PCT. RANK	GAMES	SCHEDULE	OF SCHEDULE	RPI	RPI	RPI	RPI
DIV. I ONLY	3- 13	320	0- 1	253	202	317	317	22	22	
DIV. I NON-CONF.	2- 8	293	0- 0	269	90	304	304	21	21	
TOTALS	RPI 1-25	RPI 26-50	W-L RECORDS	RPI 51-100	RPI 101-150	RPI 150+				
3- 13	0- 0	0- 3	OVERALL	0- 0	0- 1	3- 9				
2- 5	0- 0	0- 1	HOME	0- 0	0- 0	2- 4				
1- 7	0- 0	0- 2	AWAY	0- 0	0- 1	1- 4				
0- 1	0- 0	0- 0	NEUTRAL	0- 0	0- 0	0- 1				
2- 8	0- 0	0- 3	NON-CONFERENCE	0- 0	0- 1	2- 4				
1- 3	0- 0	0- 1	HOME	0- 0	0- 0	1- 2				
1- 4	0- 0	0- 2	AWAY	0- 0	0- 1	1- 1				
0- 1	0- 0	0- 0	NEUTRAL	0- 0	0- 0	0- 1				
1- 5	0- 0	0- 0	CONFERENCE	0- 0	0- 0	1- 5				
1- 2	0- 0	0- 0	HOME	0- 0	0- 0	1- 2				
0- 3	0- 0	0- 0	AWAY	0- 0	0- 0	0- 3				
0- 0	0- 0	0- 0	NEUTRAL	0- 0	0- 0	0- 0				

RPI S	Opponent	Score	RPI S	Opponent	Score	RPI S	Opponent	Score	RPI S	Opponent	Score	Team's RPI: 317
38	A Oregon St.	54 79	43	A UCLA	35 81	47	H Saint Mary's (CA)	51 69	131	A Fresno St.	58 76	
									151	H Pepperdine	63 70	
									153	A UC Irvine	57 73	
									153	H UC Irvine	59 75	
									187	H Illinois	51 74	
									203	H Eastern Wash.	59 55	
									224	A Cal St. Fullerton	64 78	
									240	A Sacramento St.	85 88	
									254	N San Francisco	62 65	
									261	H Hawaii	54 71	
									266	A Long Beach St.	58 61	
									306	H UC Santa Barbara	75 67	
									341	A Seattle U	60 50	
LAST 12 Division I GAMES:												
224	A Cal St. Fullerton	64 78	153	A UC Irvine	57 73							
266	A Long Beach St.	58 61	261	H Hawaii	54 71							
306	H UC Santa Barbara	75 67	47	H Saint Mary's (CA)	51 69							
153	H UC Irvine	59 75	203	H Eastern Wash.	59 55							
43	A UCLA	35 81	151	H Pepperdine	63 70							
341	A Seattle U	60 50	187	H Illinois	51 74							

Non-Div I Games: Academy of Art 87 65

Cal Poly

Average RPI Win:	285	WON-LOST	WINNING	LAST 10	STRENGTH OF	OPP. STRENGTH	TEAM	ADJ.	CONF.	ADJ CONF.
Average RPI Loss:	133	RECORD	PCT. RANK	GAMES	SCHEDULE	OF SCHEDULE	RPI	RPI	RPI	RPI
DIV. I ONLY	10- 8	133	0- 1	322	224	224	224	22	22	
DIV. I NON-CONF.	7- 5	132	0- 0	325	243	235	235	21	21	
TOTALS	RPI 1-25	RPI 26-50	W-L RECORDS	RPI 51-100	RPI 101-150	RPI 150+				
10- 8	0- 0	0- 0	OVERALL	0- 3	0- 3	10- 2				
5- 4	0- 0	0- 0	HOME	0- 2	0- 1	5- 1				
5- 4	0- 0	0- 0	AWAY	0- 1	0- 2	5- 1				
0- 0	0- 0	0- 0	NEUTRAL	0- 0	0- 0	0- 0				
7- 5	0- 0	0- 0	NON-CONFERENCE	0- 1	0- 2	7- 2				
3- 3	0- 0	0- 0	HOME	0- 1	0- 1	3- 1				
4- 2	0- 0	0- 0	AWAY	0- 0	0- 1	4- 1				
0- 0	0- 0	0- 0	NEUTRAL	0- 0	0- 0	0- 0				
3- 3	0- 0	0- 0	CONFERENCE	0- 2	0- 1	3- 0				
2- 1	0- 0	0- 0	HOME	0- 1	0- 0	2- 0				
1- 2	0- 0	0- 0	AWAY	0- 1	0- 1	1- 0				
0- 0	0- 0	0- 0	NEUTRAL	0- 0	0- 0	0- 0				

RPI S	Opponent	Score	RPI S	Opponent	Score	RPI S	Opponent	Score	RPI S	Opponent	Score	Team's RPI: 224
						75	H Pacific	64 72	125	A Washington	74 83	
						82	A UC Davis	51 75	146	A CSUN	44 74	
						82	H UC Davis	39 75	149	H Santa Clara	60 64	
									158	A Portland	74 83	
									219	H Dartmouth	67 62	
									244	H San Diego St.	72 83	
									260	A Columbia	61 58	
									261	H Hawaii	72 68	
									268	H Utah Valley	56 55	
									282	A California Baptist	79 65	
									286	H CSU Bakersfield	64 56	
									306	A UC Santa Barbara	59 52	
									311	A Saint Peter's	69 45	
									317	H Cal Poly	78 64	
									341	A Seattle U	57 54	
LAST 12 Division I GAMES:												
306	A UC Santa Barbara	59 52	146	A CSUN	44 74							
317	H Cal Poly	78 64	82	H UC Davis	39 75							
82	A UC Davis	51 75	311	A Saint Peter's	69 45							
261	H Hawaii	72 68	260	A Columbia	61 58							
268	H Utah Valley	56 55	286	H CSU Bakersfield	64 56							
75	H Pacific	64 72	219	H Dartmouth	67 62							

Non-Div I Games: Antelope Valley 77 65

Cal St. Fullerton

■ Loss,
 ■ Non-Conf, S Site,
 ■ Home
 ■ Away
 N Neutral

California

Through Games Of Feb. 1, 2019

Average RPI Win:	114	WON-LOST	WINNING	LAST 10	STRENGTH OF	OPP. STRENGTH	TEAM	ADJ.	CONF.	ADJ CONF.
Average RPI Loss:	37	RECORD	PCT. RANK	GAMES	SCHEDULE	OF SCHEDULE	RPI	RPI	RPI	RPI
DIV. I ONLY	14- 6	71	1- 0	28	5	23	23	2	2	
DIV. I NON-CONF.	9- 2	43	0- 0	35	31	19	19	2	2	
TOTALS	RPI 1-25	RPI 26-50	W-L RECORDS	RPI 51-100	RPI 101-150	RPI 150+				
14- 6	1- 2	3- 2	OVERALL	3- 2	5- 0	2- 0				
7- 3	1- 1	1- 1	HOME	1- 1	3- 0	1- 0				
5- 3	0- 1	2- 1	AWAY	1- 1	1- 0	1- 0				
2- 0	0- 0	0- 0	NEUTRAL	1- 0	1- 0	0- 0				
9- 2	0- 1	2- 0	NON-CONFERENCE	3- 1	2- 0	2- 0				
3- 2	0- 1	0- 0	HOME	1- 1	1- 0	1- 0				
4- 0	0- 0	2- 0	AWAY	1- 0	0- 0	1- 0				
2- 0	0- 0	0- 0	NEUTRAL	1- 0	1- 0	0- 0				
5- 4	1- 1	1- 2	CONFERENCE	0- 1	3- 0	0- 0				
4- 1	1- 0	1- 1	HOME	0- 0	2- 0	0- 0				
1- 3	0- 1	0- 1	AWAY	0- 1	1- 0	0- 0				
0- 0	0- 0	0- 0	NEUTRAL	0- 0	0- 0	0- 0				

RPI	S	Opponent	Score	RPI	S	Opponent	Score	RPI	S	Opponent	Score	RPI	S	Opponent	Score
5	H	Stanford	81 80	27	A	Utah	74 87	62	H	Harvard	79 85	112	N	Tulane	65 57
7	H	UConn	66 76	29	A	BYU	70 52	67	A	Arizona	55 60	114	H	Washington St.	77 63
16	A	Arizona St.	61 62	43	H	UCLA	79 84	75	N	Pacific	81 69	125	H	Washington	79 70
				47	A	Saint Mary's (CA)	81 78	92	H	Houston	80 79	134	A	Colorado	80 60
				50	H	Southern California	66 59	100	A	Penn St.	75 58	146	H	CSUN	67 42
												257	A	San Diego	70 53
												306	H	UC Santa Barbara	69 45
LAST 12 Division I GAMES:															
27	A	Utah	74 87	5	H	Stanford	81 80	134	A	Colorado	80 60	43	H	UCLA	79 84
125	H	Washington	79 70	62	H	Harvard	79 85	7	H	UConn	66 76	306	H	UC Santa Barbara	69 45
114	H	Washington St.	77 63												
16	A	Arizona St.	61 62												
67	A	Arizona	55 60												
50	H	Southern California	66 59												

Non-Div I Games:

California

■ Loss,
 ■ Non-Conf, S Site,
 ■ Home
 ■ Away
 N Neutral

Average RPI Win:	274	WON-LOST	WINNING	LAST 10	STRENGTH OF	OPP. STRENGTH	TEAM	ADJ.	CONF.	ADJ CONF.
Average RPI Loss:	195	RECORD	PCT. RANK	GAMES	SCHEDULE	OF SCHEDULE	RPI	RPI	RPI	RPI
DIV. I ONLY	6- 10	238	1- 0	312	312	282	282	30	30	
DIV. I NON-CONF.	3- 6	241	0- 0	265	234	265	265	30	30	
TOTALS	RPI 1-25	RPI 26-50	W-L RECORDS	RPI 51-100	RPI 101-150	RPI 150+				
6- 10	0- 0	0- 1	OVERALL	0- 1	0- 1	6- 7				
3- 3	0- 0	0- 0	HOME	0- 1	0- 0	3- 2				
3- 6	0- 0	0- 0	AWAY	0- 0	0- 1	3- 5				
0- 1	0- 0	0- 1	NEUTRAL	0- 0	0- 0	0- 0				
3- 6	0- 0	0- 1	NON-CONFERENCE	0- 1	0- 1	3- 3				
1- 2	0- 0	0- 0	HOME	0- 1	0- 0	1- 1				
2- 3	0- 0	0- 0	AWAY	0- 0	0- 1	2- 2				
0- 1	0- 0	0- 1	NEUTRAL	0- 0	0- 0	0- 0				
3- 4	0- 0	0- 0	CONFERENCE	0- 0	0- 0	3- 4				
2- 1	0- 0	0- 0	HOME	0- 0	0- 0	2- 1				
1- 3	0- 0	0- 0	AWAY	0- 0	0- 0	1- 3				
0- 0	0- 0	0- 0	NEUTRAL	0- 0	0- 0	0- 0				

RPI S	Opponent	Score	RPI S	Opponent	Score	RPI S	Opponent	Score	RPI S	Opponent	Score	Team's RPI: 282
29 N	BYU	69 76	96 H	Idaho St.	57 72	146 A	CSUN	67 73				
						160 A	New Mexico St.	69 76				
						175 H	UC Riverside	65 57				
						204 H	UMKC	74 78				
						224 H	Cal St. Fullerton	65 79				
						244 A	San Diego St.	67 83				
						251 A	UTRGV	56 60				
						252 A	Northern Ariz.	88 91				
						266 A	Long Beach St.	85 83				
						268 H	Utah Valley	83 54				
						286 A	CSU Bakersfield	68 45				
						306 A	UC Santa Barbara	76 64				
						339 A	Grand Canyon	71 75				
						345 H	Chicago St.	89 52				
LAST 12 Division I GAMES:												
286 A	CSU Bakersfield	68 45	268 H	Utah Valley	83 54							
345 H	Chicago St.	89 52	339 A	Grand Canyon	71 75							
204 H	UMKC	74 78	175 H	UC Riverside	65 57							
251 A	UTRGV	56 60	146 A	CSUN	67 73							
160 A	New Mexico St.	69 76	29 N	BYU	69 76							
306 A	UC Santa Barbara	76 64	244 A	San Diego St.	67 83							

Non-Div I Games: La Sierra 91 44 Notre Dame de Namur 80 47 Fresno Pacific 93 71 Westcliff 133 43
California Baptist

Loss, Non-Conf, S Site, H Home A Away N Neutral

Average RPI Win:	306	WON-LOST	WINNING	LAST 10	STRENGTH OF	OPP. STRENGTH	TEAM	ADJ.	CONF.	ADJ CONF.
Average RPI Loss:	168	RECORD	PCT. RANK	GAMES	SCHEDULE	OF SCHEDULE	RPI	RPI	RPI	RPI
DIV. I ONLY	10- 8	133	1- 0	323	329	255	255	28	28	
DIV. I NON-CONF.	6- 3	91	1- 0	319	322	210	210	29	29	
TOTALS	RPI 1-25	RPI 26-50	W-L RECORDS	RPI 51-100	RPI 101-150	RPI 150+				
10- 8	0- 0	0- 0	OVERALL	0- 2	0- 2	10- 4				
4- 5	0- 0	0- 0	HOME	0- 1	0- 1	4- 3				
5- 3	0- 0	0- 0	AWAY	0- 1	0- 1	5- 1				
1- 0	0- 0	0- 0	NEUTRAL	0- 0	0- 0	1- 0				
6- 3	0- 0	0- 0	NON-CONFERENCE	0- 2	0- 0	6- 1				
2- 2	0- 0	0- 0	HOME	0- 1	0- 0	2- 1				
3- 1	0- 0	0- 0	AWAY	0- 1	0- 0	3- 0				
1- 0	0- 0	0- 0	NEUTRAL	0- 0	0- 0	1- 0				
4- 5	0- 0	0- 0	CONFERENCE	0- 0	0- 2	4- 3				
2- 3	0- 0	0- 0	HOME	0- 0	0- 1	2- 2				
2- 2	0- 0	0- 0	AWAY	0- 0	0- 1	2- 1				
0- 0	0- 0	0- 0	NEUTRAL	0- 0	0- 0	0- 0				

RPI 1-25				RPI 26-50				RPI 51-100				RPI 101+ Team's RPI: 255					
RPI	S	Opponent	Score	RPI	S	Opponent	Score	RPI	S	Opponent	Score	RPI	S	Opponent	Score		
								61	H	Old Dominion	59	83	119	H	Radford	52	56
								85	A	Boston College	56	76	130	A	High Point	60	65
													188	A	UNC Asheville	52	60
													189	H	Hampton	52	46
													242	H	Gardner-Webb	38	52
													245	H	Howard	64	69
													271	A	Norfolk St.	57	49
													277	H	Winthrop	46	59
													295	H	Col. of Charleston	66	65
													312	N	Omaha	65	52
													320	A	FIU	59	54
													323	H	UNC Greensboro	53	49
													329	H	Presbyterian	51	46
													334	A	Western Caro.	63	37
													336	A	Charleston So.	60	58
													348	A	Longwood	66	60
LAST 12 Division I GAMES:																	
				119	H	Radford	52	56	320	A	FIU	59	54				
				130	A	High Point	60	65	348	A	Longwood	66	60				
				189	H	Hampton	52	46	242	H	Gardner-Webb	38	52				
				277	H	Winthrop	46	59	329	H	Presbyterian	51	46				
				188	A	UNC Asheville	52	60	85	A	Boston College	56	76				
				336	A	Charleston So.	60	58	245	H	Howard	64	69				

Non-Div I Games: William Peace 65 36 Columbia (SC) 93 46

Campbell

Loss, Non-Conf, S Site, H Home A Away N Neutral

Average RPI Win:	286	WON-LOST	WINNING	LAST 10	STRENGTH OF	OPP. STRENGTH	TEAM	ADJ.	CONF.	ADJ CONF.
Average RPI Loss:	168	RECORD	PCT. RANK	GAMES	SCHEDULE	OF SCHEDULE	RPI	RPI	RPI	RPI
DIV. I ONLY	7- 12	241	1- 0	269	252	276	276	26	26	
DIV. I NON-CONF.	2- 9	297	0- 0	238	233	313	313	28	28	
TOTALS	RPI 1-25	RPI 26-50	W-L RECORDS	RPI 51-100	RPI 101-150	RPI 150+				
7- 12	0- 0	0- 1	OVERALL	0- 2	0- 2	7- 7				
3- 7	0- 0	0- 1	HOME	0- 2	0- 1	3- 3				
4- 5	0- 0	0- 0	AWAY	0- 0	0- 1	4- 4				
0- 0	0- 0	0- 0	NEUTRAL	0- 0	0- 0	0- 0				
2- 9	0- 0	0- 1	NON-CONFERENCE	0- 1	0- 2	2- 5				
1- 5	0- 0	0- 1	HOME	0- 1	0- 1	1- 2				
1- 4	0- 0	0- 0	AWAY	0- 0	0- 1	1- 3				
0- 0	0- 0	0- 0	NEUTRAL	0- 0	0- 0	0- 0				
5- 3	0- 0	0- 0	CONFERENCE	0- 1	0- 0	5- 2				
2- 2	0- 0	0- 0	HOME	0- 1	0- 0	2- 1				
3- 1	0- 0	0- 0	AWAY	0- 0	0- 0	3- 1				
0- 0	0- 0	0- 0	NEUTRAL	0- 0	0- 0	0- 0				

RPI S	Opponent	Score	RPI S	Opponent	Score	RPI S	Opponent	Score	RPI S	Opponent	Score	Team's RPI: 276
26	H Buffalo	66 84	56	H Miami (OH)	59 62	120	H Youngstown St.	36 62	150	A Akron	53 62	
			65	H Quinnipiac	42 55	154	H Marist	66 71	197	A Rider	62 49	
						208	A St. Bonaventure	94 100	214	A Colgate	53 67	
						217	H Bowling Green	53 74	250	A Monmouth	61 67	
						251	H UTRGV	53 57	259	A Albany (NY)	48 42	
						273	H Vermont	67 46	302	A Oakland	60 71	
						307	H Fairfield	53 50	311	A Saint Peter's	75 62	
						327	A Iona	48 40	330	H Manhattan	47 44	
LAST 12 Division I GAMES:												
65	H Quinnipiac	42 55	197	A Rider	62 49							
307	H Fairfield	53 50	250	A Monmouth	61 67							
311	A Saint Peter's	75 62	273	H Vermont	67 46							
327	A Iona	48 40	150	A Akron	53 62							
154	H Marist	66 71	217	H Bowling Green	53 74							
330	H Manhattan	47 44	26	H Buffalo	66 84							

Non-Div I Games:

Canisius

■ Loss,
 ■ Non-Conf,
 ■ S Site,
 ■ H Home
 ■ A Away
 N Neutral

Central Ark.

Through Games Of Feb. 1, 2019

Average RPI Win:	327	WON-LOST	WINNING	LAST 10	STRENGTH OF	OPP. STRENGTH	TEAM	ADJ.	CONF.	ADJ CONF.
Average RPI Loss:	158	RECORD	PCT. RANK	GAMES	SCHEDULE	OF SCHEDULE	RPI	RPI	RPI	RPI
DIV. I ONLY	3- 12	314	0- 1	239	272	296	296	27	27	
DIV. I NON-CONF.	1- 5	311	0- 0	247	179	282	282	23	23	
TOTALS	RPI 1-25	RPI 26-50	W-L RECORDS	RPI 51-100	RPI 101-150	RPI 150+				
3- 12	0- 1	0- 0	OVERALL	0- 3	0- 2	3- 6				
1- 4	0- 0	0- 0	HOME	0- 1	0- 1	1- 2				
2- 8	0- 1	0- 0	AWAY	0- 2	0- 1	2- 4				
0- 0	0- 0	0- 0	NEUTRAL	0- 0	0- 0	0- 0				
1- 5	0- 1	0- 0	NON-CONFERENCE	0- 1	0- 2	1- 1				
0- 1	0- 0	0- 0	HOME	0- 0	0- 1	0- 0				
1- 4	0- 1	0- 0	AWAY	0- 1	0- 1	1- 1				
0- 0	0- 0	0- 0	NEUTRAL	0- 0	0- 0	0- 0				
2- 7	0- 0	0- 0	CONFERENCE	0- 2	0- 0	2- 5				
1- 3	0- 0	0- 0	HOME	0- 1	0- 0	1- 2				
1- 4	0- 0	0- 0	AWAY	0- 1	0- 0	1- 3				
0- 0	0- 0	0- 0	NEUTRAL	0- 0	0- 0	0- 0				

RPI 1-25				RPI 26-50				RPI 51-100				RPI 101+ Team's RPI: 296			
RPI	S	Opponent	Score	RPI	S	Opponent	Score	RPI	S	Opponent	Score	RPI	S	Opponent	Score
20	A	Texas A&M	27 84					52	A	Kansas St.	54 70	128	H	South Alabama	50 58
								66	A	Lamar University	37 57	138	A	Oklahoma	52 65
								68	H	SFA	53 59	162	A	Abilene Christian	70 77
												201	H	Nicholls St.	60 64
												207	A	Sam Houston St.	62 66
												264	A	Southeastern La.	53 62
												279	H	A&M-Corpus Christi	65 73
												310	A	Jackson St.	56 65
												313	A	New Orleans	62 60
												318	H	Incarnate Word	74 43
												350	A	Alcorn	57 46
LAST 12 Division I GAMES:															
313	A	New Orleans	62 60	68	H	SFA	53 59	162	A	Abilene Christian	70 77				
201	H	Nicholls St.	60 64	279	H	A&M-Corpus Christi	65 73	52	A	Kansas St.	54 70				
318	H	Incarnate Word	74 43	20	A	Texas A&M	27 84	138	A	Oklahoma	52 65				
66	A	Lamar University	37 57												
207	A	Sam Houston St.	62 66												
264	A	Southeastern La.	53 62												

Non-Div I Games: Central Baptist 55 34 Crowley's Ridge 91 33 Williams Baptist 70 35 Hendrix 72 40
Central Ark.

Loss, Non-Conf, S Site, H Home A Away N Neutral

Average RPI Win:	300	WON-LOST	WINNING	LAST 10	STRENGTH OF	OPP. STRENGTH	TEAM	ADJ.	CONF.	ADJ CONF.
Average RPI Loss:	187	RECORD	PCT. RANK	GAMES	SCHEDULE	OF SCHEDULE	RPI	RPI	RPI	RPI
DIV. I ONLY	5- 13	284	1- 0	281	311	303	303	31	31	
DIV. I NON-CONF.	3- 7	256	0- 0	134	202	218	218	31	31	
TOTALS	RPI 1-25	RPI 26-50	W-L RECORDS	RPI 51-100	RPI 101-150	RPI 150+				
5- 13	0- 1	0- 1	OVERALL	0- 1	0- 2	5- 8				
3- 5	0- 0	0- 1	HOME	0- 0	0- 2	3- 2				
2- 8	0- 1	0- 0	AWAY	0- 1	0- 0	2- 6				
0- 0	0- 0	0- 0	NEUTRAL	0- 0	0- 0	0- 0				
3- 7	0- 1	0- 1	NON-CONFERENCE	0- 1	0- 2	3- 2				
1- 3	0- 0	0- 1	HOME	0- 0	0- 2	1- 0				
2- 4	0- 1	0- 0	AWAY	0- 1	0- 0	2- 2				
0- 0	0- 0	0- 0	NEUTRAL	0- 0	0- 0	0- 0				
2- 6	0- 0	0- 0	CONFERENCE	0- 0	0- 0	2- 6				
2- 2	0- 0	0- 0	HOME	0- 0	0- 0	2- 2				
0- 4	0- 0	0- 0	AWAY	0- 0	0- 0	0- 4				
0- 0	0- 0	0- 0	NEUTRAL	0- 0	0- 0	0- 0				

RPI 1-25				RPI 26-50				RPI 51-100				RPI 101+ Team's RPI: 303			
RPI	S	Opponent	Score	RPI	S	Opponent	Score	RPI	S	Opponent	Score	RPI	S	Opponent	Score
14	A	Rutgers	44 73	26	H	Buffalo	69 82	95	A	Yale	46 58	110	H	Hartford	52 54
												133	H	Lehigh	62 88
												198	A	Massachusetts	59 74
												220	A	Mt. St. Mary's	53 84
												223	A	Brown	63 68
												226	H	Robert Morris	57 64
												233	A	Sacred Heart	61 66
												239	H	Saint Francis (PA)	73 62
												259	A	Albany (NY)	60 53
												292	A	Bryant	60 72
												321	A	Morgan St.	60 36
												325	H	Wagner	63 75
												328	H	New Hampshire	56 47
												342	A	Fairleigh Dickinson	67 74
												351	H	LIU Brooklyn	63 57
LAST 12 Division I GAMES:															
226	H	Robert Morris	57 64	351	H	LIU Brooklyn	63 57								
239	H	Saint Francis (PA)	73 62	292	A	Bryant	60 72								
220	A	Mt. St. Mary's	53 84	110	H	Hartford	52 54								
342	A	Fairleigh Dickinson	67 74	95	A	Yale	46 58								
325	H	Wagner	63 75	328	H	New Hampshire	56 47								
233	A	Sacred Heart	61 66	259	A	Albany (NY)	60 53								

Non-Div I Games:

Central Conn. St.

■ Loss,
 ■ Non-Conf, S Site,
 ■ Home
 ■ Away
 N Neutral

Average RPI Win:	131	WON-LOST	WINNING	LAST 10	STRENGTH OF	OPP. STRENGTH	TEAM	ADJ.	CONF.	ADJ CONF.
Average RPI Loss:	56	RECORD	PCT. RANK	GAMES	SCHEDULE	OF SCHEDULE	RPI	RPI	RPI	RPI
DIV. I ONLY	14- 5	55	1- 0	34	47	24	24	8	8	
DIV. I NON-CONF.	9- 3	61	0- 0	82	5	37	37	8	8	
TOTALS	RPI 1-25	RPI 26-50	W-L RECORDS	RPI 51-100	RPI 101-150	RPI 150+				
14- 5	2- 1	0- 1	OVERALL	3- 2	5- 1	4- 0				
5- 3	1- 1	0- 1	HOME	0- 1	2- 0	2- 0				
8- 1	1- 0	0- 0	AWAY	3- 1	2- 0	2- 0				
1- 1	0- 0	0- 0	NEUTRAL	0- 0	1- 1	0- 0				
9- 3	2- 1	0- 1	NON-CONFERENCE	1- 0	3- 1	3- 0				
3- 2	1- 1	0- 1	HOME	0- 0	1- 0	1- 0				
5- 0	1- 0	0- 0	AWAY	1- 0	1- 0	2- 0				
1- 1	0- 0	0- 0	NEUTRAL	0- 0	1- 1	0- 0				
5- 2	0- 0	0- 0	CONFERENCE	2- 2	2- 0	1- 0				
2- 1	0- 0	0- 0	HOME	0- 1	1- 0	1- 0				
3- 1	0- 0	0- 0	AWAY	2- 1	1- 0	0- 0				
0- 0	0- 0	0- 0	NEUTRAL	0- 0	0- 0	0- 0				

RPI	S	Opponent	Score
3	H	Louisville	68 72
15	H	UCF	75 68
25	A	Miami (FL)	90 80

RPI	S	Opponent	Score
30	H	South Dakota St.	71 80

RPI	S	Opponent	Score
54	A	Ohio	88 70
56	H	Miami (OH)	67 70
65	A	Quinnipiac	67 52
80	A	Toledo	59 62
89	A	Kent St.	82 75

RPI	S	Opponent	Score
101	A	Virginia	74 61
108	A	Northern Ill.	89 66
112	N	Tulane	57 68
116	H	Western Ky.	108 90
126	N	Chattanooga	73 50
150	H	Akron	94 71
168	A	Vanderbilt	66 57
185	H	Eastern Mich.	71 61
302	H	Oakland	104 61
327	A	Iona	82 39

LAST 12 Division I GAMES:

89	A	Kent St.	82 75	185	H	Eastern Mich.	71 61
56	H	Miami (OH)	67 70	80	A	Toledo	59 62
108	A	Northern Ill.	89 66	112	N	Tulane	57 68
54	A	Ohio	88 70	3	H	Louisville	68 72
150	H	Akron	94 71	168	A	Vanderbilt	66 57
25	A	Miami (FL)	90 80	65	A	Quinnipiac	67 52

Non-Div I Games:

Central Mich.

■ Loss,
 ■ Non-Conf, S Site,
 ■ Home
 ■ Away
 N Neutral

Average RPI Win: 344		WON-LOST	WINNING	LAST 10	STRENGTH OF		OPP. STRENGTH	TEAM	ADJ.	CONF.	ADJ CONF.
Average RPI Loss: 207		RECORD	PCT. RANK	GAMES	SCHEDULE		OF SCHEDULE	RPI	RPI	RPI	RPI
DIV. I ONLY		2- 14	331	0- 1	293		337	336	336	28	28
DIV. I NON-CONF.		0- 8	336	0- 0	296		306	349	349	29	29
TOTALS		RPI 1-25	RPI 26-50		W-L RECORDS		RPI 51-100	RPI 101-150		RPI 150+	
2- 14	0- 0	0- 0		OVERALL		0- 0	0- 5		2- 9		
0- 6	0- 0	0- 0		HOME		0- 0	0- 3		0- 3		
2- 8	0- 0	0- 0		AWAY		0- 0	0- 2		2- 6		
0- 0	0- 0	0- 0		NEUTRAL		0- 0	0- 0		0- 0		
0- 8	0- 0	0- 0		NON-CONFERENCE		0- 0	0- 3		0- 5		
0- 3	0- 0	0- 0		HOME		0- 0	0- 2		0- 1		
0- 5	0- 0	0- 0		AWAY		0- 0	0- 1		0- 4		
0- 0	0- 0	0- 0		NEUTRAL		0- 0	0- 0		0- 0		
2- 6	0- 0	0- 0		CONFERENCE		0- 0	0- 2		2- 4		
0- 3	0- 0	0- 0		HOME		0- 0	0- 1		0- 2		
2- 3	0- 0	0- 0		AWAY		0- 0	0- 1		2- 2		
0- 0	0- 0	0- 0		NEUTRAL		0- 0	0- 0		0- 0		

RPI 1-25				RPI 26-50				RPI 51-100				RPI 101+				Team's RPI: 336	
RPI	S	Opponent	Score	RPI	S	Opponent	Score	RPI	S	Opponent	Score	RPI	S	Opponent	Score		
												106	A	Georgia	75	83	
												119	H	Radford	41	67	
												123	H	Davidson	34	72	
												130	A	High Point	64	71	
												141	H	Tennessee Tech	55	77	
												189	H	Hampton	66	74	
												211	A	Florida	60	70	
												230	H	Jacksonville	58	68	
												242	A	Gardner-Webb	65	75	
												255	H	Campbell	58	60	
												277	A	Winthrop	52	57	
												284	A	North Florida	76	82	
												295	A	Col. of Charleston	52	79	
												300	A	South Carolina St.	58	67	
												340	A	USC Upstate	78	75	
												348	A	Longwood	81	74	
LAST 12 Division I GAMES:																	
				340	A	USC Upstate	78 75	242	A	Gardner-Webb	65 75						
				119	H	Radford	41 67	130	A	High Point	64 71						
				348	A	Longwood	81 74	211	A	Florida	60 70						
				255	H	Campbell	58 60	295	A	Col. of Charleston	52 79						
				277	A	Winthrop	52 57	106	A	Georgia	75 83						
				189	H	Hampton	66 74	284	A	North Florida	76 82						

Non-Div I Games:	Converse	101	50	Columbia (SC)	89	57	Erskine	74	50
------------------	----------	-----	----	---------------	----	----	---------	----	----

Charleston So.

Loss, Non-Conf, S Site, H Home A Away N Neutral

Average RPI Win:	226	WON-LOST	WINNING	LAST 10	STRENGTH OF	OPP. STRENGTH	TEAM	ADJ.	CONF.	ADJ CONF.
Average RPI Loss:	139	RECORD	PCT. RANK	GAMES	SCHEDULE	OF SCHEDULE	RPI	RPI	RPI	RPI
DIV. I ONLY	12- 9	130	1- 0	184	197	157	157	15	15	
DIV. I NON-CONF.	8- 4	91	1- 0	98	284	85	85	18	18	
TOTALS	RPI 1-25	RPI 26-50	W-L RECORDS	RPI 51-100	RPI 101-150	RPI 150+				
12- 9	0- 0	0- 1	OVERALL	1- 0	2- 5	9- 3				
10- 1	0- 0	0- 0	HOME	1- 0	1- 1	8- 0				
1- 8	0- 0	0- 1	AWAY	0- 0	1- 4	0- 3				
1- 0	0- 0	0- 0	NEUTRAL	0- 0	0- 0	1- 0				
8- 4	0- 0	0- 0	NON-CONFERENCE	1- 0	2- 3	5- 1				
6- 1	0- 0	0- 0	HOME	1- 0	1- 1	4- 0				
1- 3	0- 0	0- 0	AWAY	0- 0	1- 2	0- 1				
1- 0	0- 0	0- 0	NEUTRAL	0- 0	0- 0	1- 0				
4- 5	0- 0	0- 1	CONFERENCE	0- 0	0- 2	4- 2				
4- 0	0- 0	0- 0	HOME	0- 0	0- 0	4- 0				
0- 5	0- 0	0- 1	AWAY	0- 0	0- 2	0- 2				
0- 0	0- 0	0- 0	NEUTRAL	0- 0	0- 0	0- 0				

RPI S	Opponent	Score	RPI S	Opponent	Score	RPI S	Opponent	Score	RPI S	Opponent	Score	Team's RPI: 157
48	A Rice	51 61	99	H Wright St.	88 85	101	A Virginia	61 65	103	H Wake Forest	43 69	
						116	A Western Ky.	58 76	123	H Davidson	78 66	
						133	A Lehigh	62 60	142	A Fordham	64 71	
						148	A Louisiana Tech	51 88	170	A Mercer	40 57	
						181	A Southern Miss.	54 65	188	H UNC Asheville	70 53	
						229	N Liberty	63 61	240	A Marshall	62 63	
						246	H East Carolina	52 46	262	H Bethune-Cookman	73 69	
						267	H UTSA	66 54	275	H UTEP	62 39	
						285	H Wofford	85 63	287	H Fla. Atlantic	68 47	
						320	H FIU	69 54				
LAST 12 Division I GAMES:												
275	H UTEP	62 39	133	A Lehigh	62 60	48	A Rice	51 61	240	A Marshall	62 63	
267	H UTSA	66 54	116	A Western Ky.	58 76	101	A Virginia	61 65	262	H Bethune-Cookman	73 69	
148	A Louisiana Tech	51 88	103	H Wake Forest	43 69							
181	A Southern Miss.	54 65										
287	H Fla. Atlantic	68 47										
320	H FIU	69 54										

Non-Div I Games:

Charlotte

■ Loss,
 ■ Non-Conf,
 ■ S Site,
 ■ H Home
 ■ A Away
 N Neutral

Chattanooga

Through Games Of Feb. 1, 2019

Average RPI Win:	225	WON-LOST	WINNING	LAST 10	STRENGTH OF	OPP. STRENGTH	TEAM	ADJ.	CONF.	ADJ CONF.
Average RPI Loss:	64	RECORD	PCT. RANK	GAMES	SCHEDULE	OF SCHEDULE	RPI	RPI	RPI	RPI
DIV. I ONLY	9- 11	199	1- 0	27	150	126	126	25	25	
DIV. I NON-CONF.	4- 10	264	1- 0	3	76	93	93	25	25	
TOTALS	RPI 1-25	RPI 26-50	W-L RECORDS	RPI 51-100	RPI 101-150	RPI 150+				
9- 11	0- 4	0- 1	OVERALL	1- 3	0- 2	8- 1				
5- 5	0- 2	0- 1	HOME	0- 1	0- 1	5- 0				
2- 4	0- 1	0- 0	AWAY	0- 1	0- 1	2- 1				
2- 2	0- 1	0- 0	NEUTRAL	1- 1	0- 0	1- 0				
4- 10	0- 4	0- 1	NON-CONFERENCE	1- 3	0- 2	3- 0				
1- 5	0- 2	0- 1	HOME	0- 1	0- 1	1- 0				
1- 3	0- 1	0- 0	AWAY	0- 1	0- 1	1- 0				
2- 2	0- 1	0- 0	NEUTRAL	1- 1	0- 0	1- 0				
5- 1	0- 0	0- 0	CONFERENCE	0- 0	0- 0	5- 1				
4- 0	0- 0	0- 0	HOME	0- 0	0- 0	4- 0				
1- 1	0- 0	0- 0	AWAY	0- 0	0- 0	1- 1				
0- 0	0- 0	0- 0	NEUTRAL	0- 0	0- 0	0- 0				

RPI S	Opponent	Score	RPI S	Opponent	Score	RPI S	Opponent	Score	RPI S	Opponent	Score	Team's RPI: 126
3	H Louisville	49 75	30	H South Dakota St.	54 71	69	A Virginia Tech	59 74	117	A Northern Colo.	65 68	
6	H NC State	58 78				70	N Maine	66 61	129	H UT Martin	79 81	
15	A UCF	37 75				71	H Belmont	51 67	170	A Mercer	58 65	
24	N Central Mich.	50 73				73	N Middle Tenn.	47 58	189	A Hampton	58 50	
									194	N Saint Louis	71 61	
									227	H Furman	73 53	
									229	H Liberty	75 60	
									248	H ETSU	76 67	
									249	A Samford	73 63	
									285	H Wofford	89 82	
									334	H Western Caro.	72 58	
LAST 12 Division I GAMES:												
249	A Samford	73 63	70	N Maine	66 61							
170	A Mercer	58 65	334	H Western Caro.	72 58							
227	H Furman	73 53	6	H NC State	58 78							
285	H Wofford	89 82	71	H Belmont	51 67							
248	H ETSU	76 67	117	A Northern Colo.	65 68							
73	N Middle Tenn.	47 58	30	H South Dakota St.	54 71							

Non-Div I Games: Lee 61 55

Chattanooga

Loss, Non-Conf, S Site, H Home A Away N Neutral

Average RPI Win:	339	WON-LOST	WINNING	LAST 10	STRENGTH OF	OPP. STRENGTH	TEAM	ADJ.	CONF.	ADJ CONF.
Average RPI Loss:	216	RECORD	PCT. RANK	GAMES	SCHEDULE	OF SCHEDULE	RPI	RPI	RPI	RPI
DIV. I ONLY	1- 18	347	0- 1	278	336	345	345	30	30	
DIV. I NON-CONF.	0- 13	336	0- 0	172	324	341	341	30	30	
TOTALS	RPI 1-25	RPI 26-50	W-L RECORDS	RPI 51-100	RPI 101-150	RPI 150+				
1- 18	0- 0	0- 0	OVERALL	0- 1	0- 3	1- 14				
1- 7	0- 0	0- 0	HOME	0- 0	0- 1	1- 6				
0- 10	0- 0	0- 0	AWAY	0- 1	0- 2	0- 7				
0- 1	0- 0	0- 0	NEUTRAL	0- 0	0- 0	0- 1				
0- 13	0- 0	0- 0	NON-CONFERENCE	0- 1	0- 3	0- 9				
0- 5	0- 0	0- 0	HOME	0- 0	0- 1	0- 4				
0- 7	0- 0	0- 0	AWAY	0- 1	0- 2	0- 4				
0- 1	0- 0	0- 0	NEUTRAL	0- 0	0- 0	0- 1				
1- 5	0- 0	0- 0	CONFERENCE	0- 0	0- 0	1- 5				
1- 2	0- 0	0- 0	HOME	0- 0	0- 0	1- 2				
0- 3	0- 0	0- 0	AWAY	0- 0	0- 0	0- 3				
0- 0	0- 0	0- 0	NEUTRAL	0- 0	0- 0	0- 0				

RPI 1-25			RPI 26-50			RPI 51-100			RPI 101+			Team's RPI: 345
RPI	S	Opponent	Score	RPI	S	Opponent	Score	RPI	S	Opponent	Score	
						82 A Northwestern	35 97			108 A Northern Ill.	52 114	
										122 A Morehead St.	68 104	
										147 H UAB	45 90	
										167 A Xavier	57 91	
										169 A Bradley	59 89	
										174 A Wisconsin	38 85	
										204 H UMKC	58 111	
										210 A Loyola Chicago	40 76	
										212 H SIUE	66 82	
										223 H Brown	65 90	
										268 A Utah Valley	61 76	
										272 N St. Francis Brooklyn	73 110	
										282 A California Baptist	52 89	
										286 H CSU Bakersfield	56 67	
										289 H Valparaiso	70 76	
										337 H Evansville	58 67	
										339 H Grand Canyon	50 48	
										341 A Seattle U	54 90	
LAST 12 Division I GAMES:												
						286 H CSU Bakersfield	56 67			268 A Utah Valley	61 76	
						339 H Grand Canyon	50 48			341 A Seattle U	54 90	
						282 A California Baptist	52 89			108 A Northern Ill.	52 114	
						204 H UMKC	58 111			82 A Northwestern	35 97	
						223 H Brown	65 90			174 A Wisconsin	38 85	
						169 A Bradley	59 89			212 H SIUE	66 82	

Non-Div I Games:

Chicago St.

Average RPI Win:	194	WON-LOST	WINNING	LAST 10	STRENGTH OF	OPP. STRENGTH	TEAM	ADJ.	CONF.	ADJ CONF.
Average RPI Loss:	73	RECORD	PCT. RANK	GAMES	SCHEDULE	OF SCHEDULE	RPI	RPI	RPI	RPI
DIV. I ONLY	14- 7	79	1- 0	124	93	78	78	9	9	
DIV. I NON-CONF.	8- 5	120	0- 0	165	156	132	132	9	9	
TOTALS	RPI 1-25	RPI 26-50	W-L RECORDS	RPI 51-100	RPI 101-150	RPI 150+				
14- 7	0- 2	0- 0	OVERALL	2- 3	1- 1	11- 1				
11- 1	0- 0	0- 0	HOME	2- 1	1- 0	8- 0				
3- 6	0- 2	0- 0	AWAY	0- 2	0- 1	3- 1				
0- 0	0- 0	0- 0	NEUTRAL	0- 0	0- 0	0- 0				
8- 5	0- 0	0- 0	NON-CONFERENCE	1- 3	1- 1	6- 1				
7- 1	0- 0	0- 0	HOME	1- 1	1- 0	5- 0				
1- 4	0- 0	0- 0	AWAY	0- 2	0- 1	1- 1				
0- 0	0- 0	0- 0	NEUTRAL	0- 0	0- 0	0- 0				
6- 2	0- 2	0- 0	CONFERENCE	1- 0	0- 0	5- 0				
4- 0	0- 0	0- 0	HOME	1- 0	0- 0	3- 0				
2- 2	0- 2	0- 0	AWAY	0- 0	0- 0	2- 0				
0- 0	0- 0	0- 0	NEUTRAL	0- 0	0- 0	0- 0				

RPI 1-25				RPI 26-50				RPI 51-100 Team's RPI: 78				RPI 101+			
RPI	S	Opponent	Score	RPI	S	Opponent	Score	RPI	S	Opponent	Score	RPI	S	Opponent	Score
7	A	UConn	38 82					56	A	Miami (OH)	65 78	115	A	Pittsburgh	48 65
15	A	UCF	55 56					61	H	Old Dominion	72 76	124	H	VCU	66 54
								92	H	Houston	68 57	152	A	Tulsa	70 50
								93	A	Ohio St.	56 69	164	A	Ball St.	63 75
								95	H	Yale	66 52	165	A	South Fla.	57 56
												167	H	Xavier	79 61
												194	A	Saint Louis	51 50
												200	H	SMU	69 57
												202	H	Temple	72 52
												218	H	Memphis	80 56
												245	H	Howard	85 51
												248	H	ETSU	77 64
												278	H	Austin Peay	69 48
												332	H	Lipscomb	71 55
LAST 12 Division I GAMES:															
92	H	Houston	68 57	165	A	South Fla.	57 56								
152	A	Tulsa	70 50	218	H	Memphis	80 56								
202	H	Temple	72 52	245	H	Howard	85 51								
15	A	UCF	55 56	167	H	Xavier	79 61								
7	A	UConn	38 82	124	H	VCU	66 54								
200	H	SMU	69 57	56	A	Miami (OH)	65 78								

Non-Div I Games:

Cincinnati

Average RPI Win:	145	WON-LOST	WINNING	LAST 10	STRENGTH OF	OPP. STRENGTH	TEAM	ADJ.	CONF.	ADJ CONF.
Average RPI Loss:	46	RECORD	PCT. RANK	GAMES	SCHEDULE	OF SCHEDULE	RPI	RPI	RPI	RPI
DIV. I ONLY	14- 7	79	1- 0	36	21	41	41	1	1	
DIV. I NON-CONF.	9- 4	85	1- 0	143	94	106	106	1	1	
TOTALS	RPI 1-25	RPI 26-50	W-L RECORDS	RPI 51-100	RPI 101-150	RPI 150+				
14- 7	2- 4	1- 0	OVERALL	1- 1	5- 2	5- 0				
10- 3	0- 2	1- 0	HOME	1- 0	3- 1	5- 0				
3- 3	2- 2	0- 0	AWAY	0- 0	1- 1	0- 0				
1- 1	0- 0	0- 0	NEUTRAL	0- 1	1- 0	0- 0				
9- 4	0- 1	0- 0	NON-CONFERENCE	1- 1	3- 2	5- 0				
8- 1	0- 0	0- 0	HOME	1- 0	2- 1	5- 0				
0- 2	0- 1	0- 0	AWAY	0- 0	0- 1	0- 0				
1- 1	0- 0	0- 0	NEUTRAL	0- 1	1- 0	0- 0				
5- 3	2- 3	1- 0	CONFERENCE	0- 0	2- 0	0- 0				
2- 2	0- 2	1- 0	HOME	0- 0	1- 0	0- 0				
3- 1	2- 1	0- 0	AWAY	0- 0	1- 0	0- 0				
0- 0	0- 0	0- 0	NEUTRAL	0- 0	0- 0	0- 0				

RPI	S	Opponent	Score
1	H	Notre Dame	63 101
6	A	NC State	51 54
9	H	Syracuse	75 84
17	A	South Carolina	57 69
21	A	Florida St.	57 45
25	A	Miami (FL)	76 67

RPI	S	Opponent	Score
42	H	Georgia Tech	71 61

Team's RPI: 41

RPI	S	Opponent	Score
58	N	Tennessee	66 78
71	H	Belmont	65 62

RPI	S	Opponent	Score
101	H	Virginia	71 65
107	A	Alabama	56 76
115	A	Pittsburgh	65 59
123	H	Davidson	80 90
130	H	High Point	83 64
138	N	Oklahoma	74 62
139	H	Appalachian St.	87 48
187	H	Illinois	69 67
199	H	Rhode Island	80 67
240	H	Marshall	68 54
285	H	Wofford	85 77
332	H	Lipscomb	68 26

LAST 12 Division I GAMES:

6	A	NC State	51 54	138	N	Oklahoma	74 62
115	A	Pittsburgh	65 59	1	H	Notre Dame	63 101
42	H	Georgia Tech	71 61	9	H	Syracuse	75 84
21	A	Florida St.	57 45	139	H	Appalachian St.	87 48
25	A	Miami (FL)	76 67	240	H	Marshall	68 54
101	H	Virginia	71 65	123	H	Davidson	80 90

C
l
e
m
s
o
nC
l
e
m
s
o
n

Non-Div I Games:

Clemson

■ Loss,
 ■ Non-Conf, S Site,
 ■ Home
 ■ Away
 N Neutral

Average RPI Win: 295		WON-LOST	WINNING	LAST 10	STRENGTH OF	OPP. STRENGTH	TEAM	ADJ.	CONF.	ADJ CONF.
Average RPI Loss: 144		RECORD	PCT. RANK	GAMES	SCHEDULE	OF SCHEDULE	RPI	RPI	RPI	RPI
DIV. I ONLY		6- 13	266	1- 0	210	248	269	269	21	21
DIV. I NON-CONF.		1- 8	322	0- 0	73	275	283	283	19	19
TOTALS		RPI 1-25	RPI 26-50	W-L RECORDS	RPI 51-100	RPI 101-150	RPI 150+			
6- 13	0- 0		0- 0	OVERALL	0- 4	0- 3	6- 6			
4- 4	0- 0		0- 0	HOME	0- 2	0- 1	4- 1			
2- 8	0- 0		0- 0	AWAY	0- 2	0- 1	2- 5			
0- 1	0- 0		0- 0	NEUTRAL	0- 0	0- 1	0- 0			
1- 8	0- 0		0- 0	NON-CONFERENCE	0- 2	0- 1	1- 5			
1- 2	0- 0		0- 0	HOME	0- 1	0- 0	1- 1			
0- 5	0- 0		0- 0	AWAY	0- 1	0- 0	0- 4			
0- 1	0- 0		0- 0	NEUTRAL	0- 0	0- 1	0- 0			
5- 5	0- 0		0- 0	CONFERENCE	0- 2	0- 2	5- 1			
3- 2	0- 0		0- 0	HOME	0- 1	0- 1	3- 0			
2- 3	0- 0		0- 0	AWAY	0- 1	0- 1	2- 1			
0- 0	0- 0		0- 0	NEUTRAL	0- 0	0- 0	0- 0			

RPI 1-25				RPI 26-50				RPI 51-100				RPI 101+				Team's RPI: 269	
RPI	S	Opponent	Score	RPI	S	Opponent	Score	RPI	S	Opponent	Score	RPI	S	Opponent	Score		
								54	A	Ohio	54 72	112	N	Tulane	72 81		
								74	A	Green Bay	53 62	120	A	Youngstown St.	55 73		
								80	H	Toledo	60 65	134	H	IUPUI	50 75		
								99	H	Wright St.	65 70	164	A	Ball St.	62 67		
												169	H	Bradley	65 67		
												185	A	Eastern Mich.	63 69		
												190	A	Milwaukee	53 59		
												192	H	Illinois St.	67 63		
												240	A	Marshall	64 86		
												257	A	San Diego	82 83		
												280	H	Northern Ky.	76 47		
												302	A	Oakland	64 62		
												326	H	UIC	71 53		
												335	A	Detroit Mercy	67 49		
												335	H	Detroit Mercy	67 51		
LAST 12 Division I GAMES:																	
				99	H	Wright St.	65 70	335	H	Detroit Mercy	67 51						
				280	H	Northern Ky.	76 47	120	A	Youngstown St.	55 73						
				190	A	Milwaukee	53 59	335	A	Detroit Mercy	67 49						
				74	A	Green Bay	53 62	302	A	Oakland	64 62						
				326	H	UIC	71 53	169	H	Bradley	65 67						
				134	H	IUPUI	50 75	240	A	Marshall	64 86						

Non-Div I Games:	Lake Erie	79	49	Salem (WV)	113	81
------------------	-----------	----	----	------------	-----	----

Cleveland St.

Loss, Non-Conf, S Site, H Home A Away N Neutral

Average RPI Win:	279	WON-LOST	WINNING	LAST 10	STRENGTH OF	OPP. STRENGTH	TEAM	ADJ.	CONF.	ADJ CONF.
Average RPI Loss:	112	RECORD	PCT. RANK	GAMES	SCHEDULE	OF SCHEDULE	RPI	RPI	RPI	RPI
DIV. I ONLY	8- 9	195	1- 0	177	283	195	195	13	13	
DIV. I NON-CONF.	6- 3	91	0- 0	288	328	185	185	15	15	
TOTALS	RPI 1-25	RPI 26-50	W-L RECORDS	RPI 51-100	RPI 101-150	RPI 150+				
8- 9	0- 0	0- 1	OVERALL	0- 3	0- 3	8- 2				
5- 3	0- 0	0- 0	HOME	0- 2	0- 1	5- 0				
3- 4	0- 0	0- 0	AWAY	0- 0	0- 2	3- 2				
0- 2	0- 0	0- 1	NEUTRAL	0- 1	0- 0	0- 0				
6- 3	0- 0	0- 1	NON-CONFERENCE	0- 1	0- 0	6- 1				
4- 0	0- 0	0- 0	HOME	0- 0	0- 0	4- 0				
2- 1	0- 0	0- 0	AWAY	0- 0	0- 0	2- 1				
0- 2	0- 0	0- 1	NEUTRAL	0- 1	0- 0	0- 0				
2- 6	0- 0	0- 0	CONFERENCE	0- 2	0- 3	2- 1				
1- 3	0- 0	0- 0	HOME	0- 2	0- 1	1- 0				
1- 3	0- 0	0- 0	AWAY	0- 0	0- 2	1- 1				
0- 0	0- 0	0- 0	NEUTRAL	0- 0	0- 0	0- 0				

RPI S	Opponent	Score	RPI S	Opponent	Score	RPI S	Opponent	Score	RPI S	Opponent	Score	Team's RPI: 195
48	N Rice	52 56	53	N Auburn	78 84	113	A UT Arlington	53 79	128	H South Alabama	78 88	
			77	H Little Rock	47 60	139	A Appalachian St.	53 67	175	A UC Riverside	43 62	
			97	H Troy	81 82	177	A Texas St.	58 73	182	H Arkansas St.	88 72	
						217	H Bowling Green	81 80	218	H Memphis	90 71	
						300	H South Carolina St.	57 44	308	A La.-Monroe	79 54	
						323	A UNC Greensboro	78 71	334	H Western Caro.	77 59	
						346	A N.C. Central	89 66				
LAST 12 Division I GAMES:												
77	H Little Rock	47 60	308	A La.-Monroe	79 54							
139	A Appalachian St.	53 67	182	H Arkansas St.	88 72							
113	A UT Arlington	53 79	323	A UNC Greensboro	78 71							
177	A Texas St.	58 73	48	N Rice	52 56							
128	H South Alabama	78 88	53	N Auburn	78 84							
97	H Troy	81 82	346	A N.C. Central	89 66							

Non-Div I Games: N.C. Wesleyan 126 65 Meredith 128 39

Coastal Caro.

■ Loss,
 ■ Non-Conf,
 ■ S Site,
 ■ H Home
 ■ A Away
 N Neutral

Average RPI Win:	278	WON-LOST	WINNING	LAST 10	STRENGTH OF	OPP. STRENGTH	TEAM	ADJ.	CONF.	ADJ CONF.
Average RPI Loss:	182	RECORD	PCT. RANK	GAMES	SCHEDULE	OF SCHEDULE	RPI	RPI	RPI	RPI
DIV. I ONLY	4- 14	306	0- 1	209	319	295	295	10	10	
DIV. I NON-CONF.	3- 7	256	0- 0	329	351	338	338	11	11	
TOTALS	RPI 1-25	RPI 26-50	W-L RECORDS	RPI 51-100	RPI 101-150	RPI 150+				
4- 14	0- 0	0- 1	OVERALL	0- 1	1- 4	3- 8				
2- 6	0- 0	0- 1	HOME	0- 1	0- 1	2- 3				
2- 8	0- 0	0- 0	AWAY	0- 0	1- 3	1- 5				
0- 0	0- 0	0- 0	NEUTRAL	0- 0	0- 0	0- 0				
3- 7	0- 0	0- 0	NON-CONFERENCE	0- 0	0- 1	3- 6				
2- 3	0- 0	0- 0	HOME	0- 0	0- 0	2- 3				
1- 4	0- 0	0- 0	AWAY	0- 0	0- 1	1- 3				
0- 0	0- 0	0- 0	NEUTRAL	0- 0	0- 0	0- 0				
1- 7	0- 0	0- 1	CONFERENCE	0- 1	1- 3	0- 2				
0- 3	0- 0	0- 1	HOME	0- 1	0- 1	0- 0				
1- 4	0- 0	0- 0	AWAY	0- 0	1- 2	0- 2				
0- 0	0- 0	0- 0	NEUTRAL	0- 0	0- 0	0- 0				

RPI 1-25			RPI 26-50			RPI 51-100			RPI 101+			Team's RPI: 295
RPI	S	Opponent	Score	RPI	S	Opponent	Score	RPI	S	Opponent	Score	
				45	H	James Madison	50 91	72	H	Northeastern	56 87	
								102	A	Drexel	53 76	
								121	H	Towson	61 77	
								136	A	UNCW	49 71	
								139	A	Appalachian St.	66 80	
								144	A	William & Mary	66 54	
								172	A	Delaware	50 74	
								191	A	Elon	68 76	
								193	A	George Mason	52 66	
								227	H	Furman	67 70	
								255	A	Campbell	65 66	
								277	H	Winthrop	64 71	
								285	A	Wofford	58 78	
								300	H	South Carolina St.	75 51	
								329	H	Presbyterian	65 71	
								332	A	Lipscomb	65 63	
								336	H	Charleston So.	79 52	
LAST 12 Division I GAMES:												
102	A	Drexel	53 76	72	H	Northeastern	56 87					
45	H	James Madison	50 91	172	A	Delaware	50 74					
121	H	Towson	61 77	193	A	George Mason	52 66					
144	A	William & Mary	66 54	329	H	Presbyterian	65 71					
191	A	Elon	68 76	336	H	Charleston So.	79 52					
136	A	UNCW	49 71	332	A	Lipscomb	65 63					

Non-Div I Games: North Greenville 95 62

Col. of Charleston

■ Loss,
 ■ Non-Conf,
 ■ S Site,
 ■ H Home
 ■ A Away
 N Neutral

Average RPI Win: 273	WON-LOST	WINNING	LAST 10	STRENGTH OF	OPP. STRENGTH	TEAM	ADJ.	CONF.	ADJ CONF.
Average RPI Loss: 169	RECORD	PCT. RANK	GAMES	SCHEDULE	OF SCHEDULE	RPI	RPI	RPI	RPI
DIV. I ONLY	9- 10	189	1- 0	266	300	214	214	19	19
DIV. I NON-CONF.	4- 6	212	0- 0	310	335	288	288	22	22
TOTALS	RPI 1-25	RPI 26-50	W-L RECORDS	RPI 51-100	RPI 101-150	RPI 150+			
9- 10	0- 0	0- 1	OVERALL	0- 1	0- 3	9- 5			
5- 3	0- 0	0- 1	HOME	0- 0	0- 0	5- 2			
4- 7	0- 0	0- 0	AWAY	0- 1	0- 3	4- 3			
0- 0	0- 0	0- 0	NEUTRAL	0- 0	0- 0	0- 0			
4- 6	0- 0	0- 0	NON-CONFERENCE	0- 1	0- 1	4- 4			
3- 1	0- 0	0- 0	HOME	0- 0	0- 0	3- 1			
1- 5	0- 0	0- 0	AWAY	0- 1	0- 1	1- 3			
0- 0	0- 0	0- 0	NEUTRAL	0- 0	0- 0	0- 0			
5- 4	0- 0	0- 1	CONFERENCE	0- 0	0- 2	5- 1			
2- 2	0- 0	0- 1	HOME	0- 0	0- 0	2- 1			
3- 2	0- 0	0- 0	AWAY	0- 0	0- 2	3- 0			
0- 0	0- 0	0- 0	NEUTRAL	0- 0	0- 0	0- 0			

RPI 1-25			RPI 26-50			RPI 51-100			RPI 101+			Team's RPI: 214
RPI	S	Opponent	Score	RPI	S	Opponent	Score	RPI	S	Opponent	Score	
				49	H	Bucknell	62 90	95	A	Yale	61 80	
								109	A	American	57 76	
								111	A	Dayton	58 67	
								133	A	Lehigh	58 86	
								161	A	Boston U.	81 72	
								193	A	George Mason	61 64	
								209	A	Holy Cross	70 67	
								215	H	Navy	49 62	
								221	A	Niagara	69 74	
								260	H	Columbia	84 71	
								263	A	Siena	53 55	
								276	H	Canisius	67 53	
								290	A	Army West Point	70 58	
								297	A	UMass Lowell	61 52	
								298	H	Loyola Maryland	73 64	
								305	H	NJIT	53 71	
								324	H	Lafayette	60 49	
								342	H	Fairleigh Dickinson	71 52	
LAST 12 Division I GAMES:												
133	A	Lehigh	58 86	290	A	Army West Point	70 58					
49	H	Bucknell	62 90	298	H	Loyola Maryland	73 64					
161	A	Boston U.	81 72	209	A	Holy Cross	70 67					
215	H	Navy	49 62	221	A	Niagara	69 74					
324	H	Lafayette	60 49	305	H	NJIT	53 71					
109	A	American	57 76	297	A	UMass Lowell	61 52					

Non-Div I Games:

Colgate

■ Loss,
 ■ Non-Conf,
 ■ S Site,
 ■ H Home
 ■ A Away
 N Neutral

Colorado

Through Games Of Feb. 1, 2019

Average RPI Win:	194	WON-LOST	WINNING	LAST 10	STRENGTH OF	OPP. STRENGTH	TEAM	ADJ.	CONF.	ADJ CONF.
Average RPI Loss:	47	RECORD	PCT. RANK	GAMES	SCHEDULE	OF SCHEDULE	RPI	RPI	RPI	RPI
DIV. I ONLY	10- 10	164	0- 1	69	57	134	134	2	2	
DIV. I NON-CONF.	10- 1	17	0- 0	227	151	44	44	2	2	
TOTALS	RPI 1-25	RPI 26-50	W-L RECORDS	RPI 51-100	RPI 101-150	RPI 150+				
10- 10	0- 4	1- 3	OVERALL	0- 1	1- 2	8- 0				
8- 5	0- 3	1- 1	HOME	0- 1	1- 0	6- 0				
1- 5	0- 1	0- 2	AWAY	0- 0	0- 2	1- 0				
1- 0	0- 0	0- 0	NEUTRAL	0- 0	0- 0	1- 0				
10- 1	0- 1	1- 0	NON-CONFERENCE	0- 0	1- 0	8- 0				
8- 0	0- 0	1- 0	HOME	0- 0	1- 0	6- 0				
1- 1	0- 1	0- 0	AWAY	0- 0	0- 0	1- 0				
1- 0	0- 0	0- 0	NEUTRAL	0- 0	0- 0	1- 0				
0- 9	0- 3	0- 3	CONFERENCE	0- 1	0- 2	0- 0				
0- 5	0- 3	0- 1	HOME	0- 1	0- 0	0- 0				
0- 4	0- 0	0- 2	AWAY	0- 0	0- 2	0- 0				
0- 0	0- 0	0- 0	NEUTRAL	0- 0	0- 0	0- 0				

RPI S	Opponent	Score	RPI S	Opponent	Score	RPI S	Opponent	Score	RPI S	Opponent	Score	Team's RPI: 134
5	H Stanford	69 80	27	A Utah	59 78	67	H Arizona	67 69	114	A Washington St.	48 74	
16	H Arizona St.	70 76	27	H Utah	61 76				117	H Northern Colo.	77 69	
23	H California	60 80	31	H North Carolina	86 74				125	A Washington	58 68	
25	A Miami (FL)	58 73	38	A Oregon St.	65 89				151	H Pepperdine	80 65	
									184	N Utah St.	78 68	
									206	H Prairie View	79 38	
									213	H Colorado St.	59 40	
									215	H Navy	59 43	
									249	H Samford	81 39	
									256	A Nevada	65 52	
									316	H San Jose St.	76 64	
LAST 12 Division I GAMES:												
5	H Stanford	69 80	38	A Oregon St.	65 89							
27	A Utah	59 78	23	H California	60 80							
114	A Washington St.	48 74	27	H Utah	61 76							
125	A Washington	58 68	249	H Samford	81 39							
16	H Arizona St.	70 76	206	H Prairie View	79 38							
67	H Arizona	67 69	215	H Navy	59 43							

Non-Div I Games:

Colorado

■ Loss,
 ■ Non-Conf, S Site,
 ■ Home
 ■ Away
 N Neutral

Average RPI Win: 233	WON-LOST	WINNING	LAST 10	STRENGTH OF	OPP. STRENGTH	TEAM	ADJ.	CONF.	ADJ CONF.
Average RPI Loss: 113	RECORD	PCT. RANK	GAMES	SCHEDULE	OF SCHEDULE	RPI	RPI	RPI	RPI
DIV. I ONLY	5- 12	279	0- 1	65	164	213	213	14	14
DIV. I NON-CONF.	4- 5	190	0- 0	38	115	155	155	13	13
TOTALS	RPI 1-25	RPI 26-50	W-L RECORDS	RPI 51-100	RPI 101-150	RPI 150+			
5- 12	0- 2	0- 2	OVERALL	0- 1	0- 4	5- 3			
5- 5	0- 1	0- 0	HOME	0- 0	0- 2	5- 2			
0- 7	0- 1	0- 2	AWAY	0- 1	0- 2	0- 1			
0- 0	0- 0	0- 0	NEUTRAL	0- 0	0- 0	0- 0			
4- 5	0- 2	0- 1	NON-CONFERENCE	0- 0	0- 2	4- 0			
4- 2	0- 1	0- 0	HOME	0- 0	0- 1	4- 0			
0- 3	0- 1	0- 1	AWAY	0- 0	0- 1	0- 0			
0- 0	0- 0	0- 0	NEUTRAL	0- 0	0- 0	0- 0			
1- 7	0- 0	0- 1	CONFERENCE	0- 1	0- 2	1- 3			
1- 3	0- 0	0- 0	HOME	0- 0	0- 1	1- 2			
0- 4	0- 0	0- 1	AWAY	0- 1	0- 1	0- 1			
0- 0	0- 0	0- 0	NEUTRAL	0- 0	0- 0	0- 0			

RPI 1-25				RPI 26-50				RPI 51-100				RPI 101+ Team's RPI: 213			
RPI	S	Opponent	Score	RPI	S	Opponent	Score	RPI	S	Opponent	Score	RPI	S	Opponent	Score
13	A	Gonzaga	39 50	29	A	BYU	42 51	57	A	Boise St.	57 70	117	H	Northern Colo.	47 53
16	H	Arizona St.	39 70	44	A	New Mexico	58 70					131	A	Fresno St.	54 57
												131	H	Fresno St.	55 66
												134	A	Colorado	40 59
												171	H	Denver	84 79
												184	H	Utah St.	53 72
												225	H	UNLV	52 49
												235	H	Cornell	56 53
												238	A	Air Force	48 63
												252	H	Northern Ariz.	65 54
												256	H	Nevada	38 62
												284	H	North Florida	61 59
LAST 12 Division I GAMES:															
256	H	Nevada	38 62	57	A	Boise St.	57 70								
184	H	Utah St.	53 72	131	A	Fresno St.	54 57								
44	A	New Mexico	58 70	171	H	Denver	84 79								
238	A	Air Force	48 63	29	A	BYU	42 51								
131	H	Fresno St.	55 66	16	H	Arizona St.	39 70								
225	H	UNLV	52 49	252	H	Northern Ariz.	65 54								

Non-Div I Games: Chadron St. 91 38 Eastern N.M. 72 46

Colorado St.

■ Loss,
 ■ Non-Conf, S Site,
 ■ Home
 ■ Away
 N Neutral

Average RPI Win: 224	WON-LOST	WINNING	LAST 10	STRENGTH OF	OPP. STRENGTH	TEAM	ADJ.	CONF.	ADJ CONF.
Average RPI Loss: 182	RECORD	PCT. RANK	GAMES	SCHEDULE	OF SCHEDULE	RPI	RPI	RPI	RPI
DIV. I ONLY	5- 11	274	0- 1	192	249	260	260	11	11
DIV. I NON-CONF.	4- 9	252	0- 0	213	280	261	261	10	10
TOTALS	RPI 1-25	RPI 26-50	W-L RECORDS	RPI 51-100	RPI 101-150	RPI 150+			
5- 11	0- 0	0- 0	OVERALL	0- 3	0- 1	5- 7			
3- 4	0- 0	0- 0	HOME	0- 2	0- 0	3- 2			
2- 7	0- 0	0- 0	AWAY	0- 1	0- 1	2- 5			
0- 0	0- 0	0- 0	NEUTRAL	0- 0	0- 0	0- 0			
4- 9	0- 0	0- 0	NON-CONFERENCE	0- 2	0- 1	4- 6			
2- 3	0- 0	0- 0	HOME	0- 1	0- 0	2- 2			
2- 6	0- 0	0- 0	AWAY	0- 1	0- 1	2- 4			
0- 0	0- 0	0- 0	NEUTRAL	0- 0	0- 0	0- 0			
1- 2	0- 0	0- 0	CONFERENCE	0- 1	0- 0	1- 1			
1- 1	0- 0	0- 0	HOME	0- 1	0- 0	1- 0			
0- 1	0- 0	0- 0	AWAY	0- 0	0- 0	0- 1			
0- 0	0- 0	0- 0	NEUTRAL	0- 0	0- 0	0- 0			

RPI 1-25				RPI 26-50				RPI 51-100				RPI 101+				Team's RPI: 260	
RPI	S	Opponent	Score	RPI	S	Opponent	Score	RPI	S	Opponent	Score	RPI	S	Opponent	Score		
								85	A	Boston College	60	74	142	A	Fordham	49	68
								86	H	Princeton	64	79	170	A	Mercer	72	68
								92	H	Houston	72	83	187	A	Illinois	69	76
													189	H	Hampton	88	63
													190	A	Milwaukee	65	78
													214	A	Colgate	71	84
													224	H	Cal St. Fullerton	58	61
													234	A	Hofstra	65	63
													235	A	Cornell	51	60
													235	H	Cornell	65	57
													259	H	Albany (NY)	58	62
													283	A	Saint Joseph's	61	68
													290	H	Army West Point	70	49
LAST 12 Division I GAMES:																	
235	A	Cornell	51	60	86	H	Princeton	64	79								
170	A	Mercer	72	68	235	H	Cornell	65	57								
189	H	Hampton	88	63	85	A	Boston College	60	74								
259	H	Albany (NY)	58	62	283	A	Saint Joseph's	61	68								
142	A	Fordham	49	68	214	A	Colgate	71	84								
224	H	Cal St. Fullerton	58	61	92	H	Houston	72	83								

Non-Div I Games:

Columbia

■ Loss,
■ Non-Conf,
■ S Site,
■ H Home
■ A Away
N Neutral

Average RPI Win:	348	WON-LOST	WINNING	LAST 10	STRENGTH OF	OPP. STRENGTH	TEAM	ADJ.	CONF.	ADJ CONF.
Average RPI Loss:	179	RECORD	PCT. RANK	GAMES	SCHEDULE	OF SCHEDULE	RPI	RPI	RPI	RPI
DIV. I ONLY	2- 18	338	0- 1	140	344	314	314	32	32	
DIV. I NON-CONF.	0- 12	336	0- 0	15	224	240	240	32	32	
TOTALS	RPI 1-25	RPI 26-50	W-L RECORDS	RPI 51-100	RPI 101-150	RPI 150+				
2- 18	0- 2	0- 0	OVERALL	0- 4	0- 3	2- 9				
1- 5	0- 0	0- 0	HOME	0- 0	0- 0	1- 5				
1- 12	0- 2	0- 0	AWAY	0- 4	0- 2	1- 4				
0- 1	0- 0	0- 0	NEUTRAL	0- 0	0- 1	0- 0				
0- 12	0- 2	0- 0	NON-CONFERENCE	0- 4	0- 3	0- 3				
0- 1	0- 0	0- 0	HOME	0- 0	0- 0	0- 1				
0- 10	0- 2	0- 0	AWAY	0- 4	0- 2	0- 2				
0- 1	0- 0	0- 0	NEUTRAL	0- 0	0- 1	0- 0				
2- 6	0- 0	0- 0	CONFERENCE	0- 0	0- 0	2- 6				
1- 4	0- 0	0- 0	HOME	0- 0	0- 0	1- 4				
1- 2	0- 0	0- 0	AWAY	0- 0	0- 0	1- 2				
0- 0	0- 0	0- 0	NEUTRAL	0- 0	0- 0	0- 0				








































RPI 1-25				RPI 26-50				RPI 51-100				RPI 101+ Team's RPI: 314			
RPI	S	Opponent	Score	RPI	S	Opponent	Score	RPI	S	Opponent	Score	RPI	S	Opponent	Score
8	A	Mississippi St.	38 110					54	A	Ohio	62 87	101	A	Virginia	41 55
18	A	Maryland	36 93					61	A	Old Dominion	51 81	132	A	Minnesota	52 84
								63	A	West Virginia	37 78	147	N	UAB	61 86
								91	A	FGCU	61 93	221	A	Niagara	69 71
												240	A	Marshall	67 88
												258	A	N.C. A&T	42 66
												262	H	Bethune-Cookman	65 71
												271	H	Norfolk St.	63 68
												300	H	South Carolina St.	59 75
												304	H	UMBC	52 57
												343	H	Savannah St.	70 76
												346	A	N.C. Central	57 62
												347	A	Delaware St.	71 57
												349	H	Florida A&M	73 53
LAST 12 Division I GAMES:															
258	A	N.C. A&T	42 66	262	H	Bethune-Cookman	65 71								
346	A	N.C. Central	57 62	349	H	Florida A&M	73 53								
300	H	South Carolina St.	59 75	61	A	Old Dominion	51 81								
271	H	Norfolk St.	63 68	147	N	UAB	61 86								
347	A	Delaware St.	71 57	91	A	FGCU	61 93								
343	H	Savannah St.	70 76	221	A	Niagara	69 71								

Non-Div I Games:

Coppin St.

■ Loss,
■ Non-Conf, S Site,
■ Home
■ Away
N Neutral

Average RPI Win:	269	WON-LOST	WINNING	LAST 10	STRENGTH OF	OPP. STRENGTH	TEAM	ADJ.	CONF.	ADJ CONF.
Average RPI Loss:	172	RECORD	PCT. RANK	GAMES	SCHEDULE	OF SCHEDULE	RPI	RPI	RPI	RPI
DIV. I ONLY	7- 7	164	0- 1	296	277	235	235	11	11	
DIV. I NON-CONF.	6- 5	143	0- 0	297	312	206	206	10	10	
TOTALS	RPI 1-25	RPI 26-50	W-L RECORDS	RPI 51-100	RPI 101-150	RPI 150+				
7- 7	0- 0	0- 0	OVERALL	0- 1	0- 2	7- 4				
6- 1	0- 0	0- 0	HOME	0- 1	0- 0	6- 0				
1- 6	0- 0	0- 0	AWAY	0- 0	0- 2	1- 4				
0- 0	0- 0	0- 0	NEUTRAL	0- 0	0- 0	0- 0				
6- 5	0- 0	0- 0	NON-CONFERENCE	0- 0	0- 2	6- 3				
5- 0	0- 0	0- 0	HOME	0- 0	0- 0	5- 0				
1- 5	0- 0	0- 0	AWAY	0- 0	0- 2	1- 3				
0- 0	0- 0	0- 0	NEUTRAL	0- 0	0- 0	0- 0				
1- 2	0- 0	0- 0	CONFERENCE	0- 1	0- 0	1- 1				
1- 1	0- 0	0- 0	HOME	0- 1	0- 0	1- 0				
0- 1	0- 0	0- 0	AWAY	0- 0	0- 0	0- 1				
0- 0	0- 0	0- 0	NEUTRAL	0- 0	0- 0	0- 0				

RPI 1-25			RPI 26-50			RPI 51-100			RPI 101+			Team's RPI: 235
RPI	S	Opponent	Score	RPI	S	Opponent	Score	RPI	S	Opponent	Score	
						81  Penn	46  59	132  A	Minnesota	45  65		
								133  A	Lehigh	54  67		
								166  A	Stony Brook	61  63		
								189  H	Hampton	79 53		
								208  H	St. Bonaventure	58 44		
								213  A	Colorado St.	53  56		
								216  A	Binghamton	61  72		
								259  H	Albany (NY)	48 34		
								260  A	Columbia	57  65		
								260  H	Columbia	60 51		
								297  H	UMass Lowell	63 54		
								324  A	Lafayette	62 59		
								347  H	Delaware St.	94 59		
LAST 12 Division I GAMES:												
260  H	Columbia	60 51	81  H	Penn	46  59							
208  H	St. Bonaventure	58 44	260  A	Columbia	57  65							
189  H	Hampton	79 53	133  A	Lehigh	54  67							
324  A	Lafayette	62 59	213  A	Colorado St.	53  56							
347  H	Delaware St.	94 59	132  A	Minnesota	45  65							
166  A	Stony Brook	61  63	297  H	UMass Lowell	63 54							

Non-Div I Games:

Cornell

 Loss,
  Non-Conf, S Site,
  Home
  Away
 N Neutral

Creighton

Through Games Of Feb. 1, 2019

Average RPI Win:	172	WON-LOST	WINNING	LAST 10	STRENGTH OF	OPP. STRENGTH	TEAM	ADJ.	CONF.	ADJ CONF.
Average RPI Loss:	52	RECORD	PCT. RANK	GAMES	SCHEDULE	OF SCHEDULE	RPI	RPI	RPI	RPI
DIV. I ONLY	10- 11	184	0- 1	44	35	94	94	6	6	
DIV. I NON-CONF.	6- 5	143	0- 0	86	52	90	90	4	4	
TOTALS	RPI 1-25	RPI 26-50	W-L RECORDS	RPI 51-100	RPI 101-150	RPI 150+				
10- 11	0- 3	1- 4	OVERALL	2- 3	1- 1	6- 0				
4- 5	0- 1	0- 3	HOME	2- 1	0- 0	2- 0				
4- 6	0- 2	1- 1	AWAY	0- 2	1- 1	2- 0				
2- 0	0- 0	0- 0	NEUTRAL	0- 0	0- 0	2- 0				
6- 5	0- 2	0- 2	NON-CONFERENCE	1- 1	0- 0	5- 0				
2- 2	0- 1	0- 1	HOME	1- 0	0- 0	1- 0				
2- 3	0- 1	0- 1	AWAY	0- 1	0- 0	2- 0				
2- 0	0- 0	0- 0	NEUTRAL	0- 0	0- 0	2- 0				
4- 6	0- 1	1- 2	CONFERENCE	1- 2	1- 1	1- 0				
2- 3	0- 0	0- 2	HOME	1- 1	0- 0	1- 0				
2- 3	0- 1	1- 0	AWAY	0- 1	1- 1	0- 0				
0- 0	0- 0	0- 0	NEUTRAL	0- 0	0- 0	0- 0				

RPI S	Opponent	Score	RPI S	Opponent	Score	RPI S	Opponent	Score	RPI S	Opponent	Score
10	A Marquette	67 85	30	A South Dakota St.	48 74	79	A UNI	55 65	118	A Seton Hall	75 82
19	H Drake	69 85	33	H South Dakota	65 77	87	H Nebraska	74 65	127	A St. John's (NY)	65 63
21	A Florida St.	52 71	36	A DePaul	85 82	90	H Providence	63 77	165	N South Fla.	83 76
			37	H Butler	43 75	98	A Georgetown	53 62	167	H Xavier	66 62
			39	H Villanova	52 54	98	H Georgetown	65 38	168	N Vanderbilt	75 55
Team's RPI: 94											
LAST 12 Division I GAMES:											
			37	H Butler	43 75	98	A Georgetown	53 62			
			167	H Xavier	66 62	90	H Providence	63 77			
			127	A St. John's (NY)	65 63	10	A Marquette	67 85			
			118	A Seton Hall	75 82	36	A DePaul	85 82			
			98	H Georgetown	65 38	168	N Vanderbilt	75 55			
			39	H Villanova	52 54	165	N South Fla.	83 76			

Non-Div I Games:

Creighton

Loss, Non-Conf, S Site, H Home A Away N Neutral

Average RPI Win:	263	WON-LOST	WINNING	LAST 10	STRENGTH OF	OPP. STRENGTH	TEAM	ADJ.	CONF.	ADJ CONF.
Average RPI Loss:	137	RECORD	PCT. RANK	GAMES	SCHEDULE	OF SCHEDULE	RPI	RPI	RPI	RPI
DIV. I ONLY	8- 8	164	0- 1	301	180	219	219	11	11	
DIV. I NON-CONF.	7- 6	153	0- 1	303	249	234	234	10	10	
TOTALS	RPI 1-25	RPI 26-50	W-L RECORDS	RPI 51-100	RPI 101-150	RPI 150+				
8- 8	0- 0	0- 1	OVERALL	0- 4	0- 0	8- 3				
5- 2	0- 0	0- 1	HOME	0- 1	0- 0	5- 0				
3- 4	0- 0	0- 0	AWAY	0- 2	0- 0	3- 2				
0- 2	0- 0	0- 0	NEUTRAL	0- 1	0- 0	0- 1				
7- 6	0- 0	0- 1	NON-CONFERENCE	0- 2	0- 0	7- 3				
5- 1	0- 0	0- 1	HOME	0- 0	0- 0	5- 0				
2- 3	0- 0	0- 0	AWAY	0- 1	0- 0	2- 2				
0- 2	0- 0	0- 0	NEUTRAL	0- 1	0- 0	0- 1				
1- 2	0- 0	0- 0	CONFERENCE	0- 2	0- 0	1- 0				
0- 1	0- 0	0- 0	HOME	0- 1	0- 0	0- 0				
1- 1	0- 0	0- 0	AWAY	0- 1	0- 0	1- 0				
0- 0	0- 0	0- 0	NEUTRAL	0- 0	0- 0	0- 0				

RPI 1-25				RPI 26-50				RPI 51-100				RPI 101+				Team's RPI: 219
RPI	S	Opponent	Score	RPI	S	Opponent	Score	RPI	S	Opponent	Score	RPI	S	Opponent	Score	
				26	H	Buffalo	69 75	62	A	Harvard	46 56	161	H	Boston U.	64 44	
								62	H	Harvard	57 73	216	H	Binghamton	63 39	
								73	N	Middle Tenn.	58 70	223	A	Brown	81 61	
								85	A	Boston College	68 99	224	A	Cal St. Fullerton	62 67	
												257	A	San Diego	76 78	
												273	A	Vermont	66 42	
												297	H	UMass Lowell	70 54	
												298	H	Loyola Maryland	54 41	
												306	N	UC Santa Barbara	56 62	
												307	H	Fairfield	59 46	
												328	A	New Hampshire	62 42	
LAST 12 Division I GAMES:																
				62	H	Harvard	57 73	306	N	UC Santa Barbara	56 62					
				62	A	Harvard	46 56	223	A	Brown	81 61					
				216	H	Binghamton	63 39	297	H	UMass Lowell	70 54					
				85	A	Boston College	68 99	307	H	Fairfield	59 46					
				328	A	New Hampshire	62 42	161	H	Boston U.	64 44					
				26	H	Buffalo	69 75	257	A	San Diego	76 78					

Non-Div I Games:

Dartmouth

■ Loss,
■ Non-Conf,
■ S Site,
■ H Home
■ A Away
N Neutral

Davidson

Through Games Of Feb. 1, 2019

Average RPI Win: 193	WON-LOST	WINNING	LAST 10	STRENGTH OF	OPP. STRENGTH	TEAM	ADJ.	CONF.	ADJ CONF.
Average RPI Loss: 151	RECORD	PCT. RANK	GAMES	SCHEDULE	OF SCHEDULE	RPI	RPI	RPI	RPI
DIV. I ONLY	11- 8	124	1- 0	166	163	123	123	17	17
DIV. I NON-CONF.	5- 7	206	0- 0	146	159	174	174	16	16
TOTALS	RPI 1-25	RPI 26-50	W-L RECORDS	RPI 51-100	RPI 101-150	RPI 150+			
11- 8	0- 1	1- 0	OVERALL	0- 1	3- 1	7- 5			
5- 2	0- 0	0- 0	HOME	0- 0	2- 1	3- 1			
6- 6	0- 1	1- 0	AWAY	0- 1	1- 0	4- 4			
0- 0	0- 0	0- 0	NEUTRAL	0- 0	0- 0	0- 0			
5- 7	0- 1	1- 0	NON-CONFERENCE	0- 1	2- 1	2- 4			
3- 1	0- 0	0- 0	HOME	0- 0	2- 1	1- 0			
2- 6	0- 1	1- 0	AWAY	0- 1	0- 0	1- 4			
0- 0	0- 0	0- 0	NEUTRAL	0- 0	0- 0	0- 0			
6- 1	0- 0	0- 0	CONFERENCE	0- 0	1- 0	5- 1			
2- 1	0- 0	0- 0	HOME	0- 0	0- 0	2- 1			
4- 0	0- 0	0- 0	AWAY	0- 0	1- 0	3- 0			
0- 0	0- 0	0- 0	NEUTRAL	0- 0	0- 0	0- 0			

RPI 1-25				RPI 26-50				RPI 51-100				RPI 101+ Team's RPI: 123			
RPI	S	Opponent	Score	RPI	S	Opponent	Score	RPI	S	Opponent	Score	RPI	S	Opponent	Score
6	A	NC State	45 75	41	A	Clemson	90 80	86	A	Princeton	57 65	130	H	High Point	71 62
												139	H	Appalachian St.	78 81
												142	A	Fordham	60 56
												144	H	William & Mary	76 65
												155	A	Duquesne	62 47
												157	A	Charlotte	66 78
												180	A	George Washington	62 42
												188	A	UNC Asheville	56 69
												191	A	Elon	72 73
												193	H	George Mason	67 59
												198	H	Massachusetts	58 70
												199	A	Rhode Island	77 67
												242	A	Gardner-Webb	49 54
												274	H	Richmond	78 55
												329	H	Presbyterian	83 56
												336	A	Charleston So.	72 34
LAST 12 Division I GAMES:															
198	H	Massachusetts	58 70	180	A	George Washington	62 42								
274	H	Richmond	78 55	142	A	Fordham	60 56								
199	A	Rhode Island	77 67	157	A	Charlotte	66 78								
155	A	Duquesne	62 47	329	H	Presbyterian	83 56								
193	H	George Mason	67 59	41	A	Clemson	90 80								
6	A	NC State	45 75	191	A	Elon	72 73								

Non-Div I Games: Queens (NC) 80 47

Davidson

■ Loss,
 ■ Non-Conf,
 ■ S Site,
 ■ Home
 ■ A Away
 N Neutral

Average RPI Win: 182	WON-LOST	WINNING	LAST 10	STRENGTH OF	OPP. STRENGTH	TEAM	ADJ.	CONF.	ADJ CONF.
Average RPI Loss: 84	RECORD	PCT. RANK	GAMES	SCHEDULE	OF SCHEDULE	RPI	RPI	RPI	RPI
DIV. I ONLY	10- 8	133	1- 0	80	100	111	111	17	17
DIV. I NON-CONF.	5- 6	177	0- 0	16	56	74	74	16	16
TOTALS	RPI 1-25	RPI 26-50	W-L RECORDS	RPI 51-100	RPI 101-150	RPI 150+			
10- 8	0- 2	2- 1	OVERALL	1- 3	1- 0	6- 2			
8- 1	0- 0	1- 0	HOME	1- 1	1- 0	5- 0			
1- 6	0- 2	0- 1	AWAY	0- 1	0- 0	1- 2			
1- 1	0- 0	1- 0	NEUTRAL	0- 1	0- 0	0- 0			
5- 6	0- 2	2- 1	NON-CONFERENCE	1- 3	0- 0	2- 0			
4- 1	0- 0	1- 0	HOME	1- 1	0- 0	2- 0			
0- 4	0- 2	0- 1	AWAY	0- 1	0- 0	0- 0			
1- 1	0- 0	1- 0	NEUTRAL	0- 1	0- 0	0- 0			
5- 2	0- 0	0- 0	CONFERENCE	0- 0	1- 0	4- 2			
4- 0	0- 0	0- 0	HOME	0- 0	1- 0	3- 0			
1- 2	0- 0	0- 0	AWAY	0- 0	0- 0	1- 2			
0- 0	0- 0	0- 0	NEUTRAL	0- 0	0- 0	0- 0			

RPI 1-25				RPI 26-50				RPI 51-100				RPI 101+ Team's RPI: 111			
RPI	S	Opponent	Score	RPI	S	Opponent	Score	RPI	S	Opponent	Score	RPI	S	Opponent	Score
17	A	South Carolina	55 65	26	H	Buffalo	72 59	69	N	Virginia Tech	57 69	142	H	Fordham	72 50
18	A	Maryland	71 82	42	N	Georgia Tech	85 66	72	H	Northeastern	79 84	180	A	George Washington	45 46
				45	A	James Madison	55 68	74	A	Green Bay	35 51	194	A	Saint Louis	65 68
								80	H	Toledo	70 49	198	H	Massachusetts	75 47
												208	A	St. Bonaventure	62 49
												214	H	Colgate	67 58
												283	H	Saint Joseph's	72 65
												288	H	La Salle	84 45
												337	H	Evansville	69 30
LAST 12 Division I GAMES:															
				142	H	Fordham	72 50	283	H	Saint Joseph's	72 65				
				208	A	St. Bonaventure	62 49	194	A	Saint Louis	65 68				
				180	A	George Washington	45 46	69	N	Virginia Tech	57 69				
				198	H	Massachusetts	75 47	337	H	Evansville	69 30				
				288	H	La Salle	84 45	26	H	Buffalo	72 59				
				42	N	Georgia Tech	85 66	45	A	James Madison	55 68				

Non-Div I Games:

Dayton

■ Loss,
 ■ Non-Conf,
 S Site,
 ■ Home
 ■ Away
 N Neutral

Average RPI Win:	136	WON-LOST	WINNING	LAST 10	STRENGTH OF	OPP. STRENGTH	TEAM	ADJ.	CONF.	ADJ CONF.
Average RPI Loss:	40	RECORD	PCT. RANK	GAMES	SCHEDULE	OF SCHEDULE	RPI	RPI	RPI	RPI
DIV. I ONLY	15- 6	68	1- 0	54	11	36	36	6	6	
DIV. I NON-CONF.	9- 3	61	0- 0	106	9	42	42	4	4	
TOTALS	RPI 1-25	RPI 26-50	W-L RECORDS	RPI 51-100	RPI 101-150	RPI 150+				
15- 6	0- 4	2- 0	OVERALL	6- 1	2- 1	5- 0				
7- 3	0- 1	0- 0	HOME	3- 1	1- 1	3- 0				
6- 2	0- 2	2- 0	AWAY	1- 0	1- 0	2- 0				
2- 1	0- 1	0- 0	NEUTRAL	2- 0	0- 0	0- 0				
9- 3	0- 3	0- 0	NON-CONFERENCE	4- 0	1- 0	4- 0				
5- 1	0- 1	0- 0	HOME	2- 0	0- 0	3- 0				
2- 1	0- 1	0- 0	AWAY	0- 0	1- 0	1- 0				
2- 1	0- 1	0- 0	NEUTRAL	2- 0	0- 0	0- 0				
6- 3	0- 1	2- 0	CONFERENCE	2- 1	1- 1	1- 0				
2- 2	0- 0	0- 0	HOME	1- 1	1- 1	0- 0				
4- 1	0- 1	2- 0	AWAY	1- 0	0- 0	1- 0				
0- 0	0- 0	0- 0	NEUTRAL	0- 0	0- 0	0- 0				

RPI 1-25				RPI 26-50				Team's RPI: 36				RPI 51-100				RPI 101+			
RPI	S	Opponent	Score	RPI	S	Opponent	Score	RPI	S	Opponent	Score	RPI	S	Opponent	Score	RPI	S	Opponent	Score
1	H	Notre Dame	77 101	37	A	Butler	86 78	52	N	Kansas St.	79 59	118	H	Seton Hall	73 84				
7	A	UConn	63 99	39	A	Villanova	66 59	74	H	Green Bay	73 64	127	H	St. John's (NY)	73 64				
9	N	Syracuse	81 83					82	H	Northwestern	76 60	138	A	Oklahoma	87 76				
10	A	Marquette	63 96					86	N	Princeton	82 67	167	A	Xavier	73 71				
								90	H	Providence	88 62	202	H	Temple	102 88				
								94	H	Creighton	82 85	210	A	Loyola Chicago	102 76				
								98	A	Georgetown	69 64	293	H	Tennessee St.	95 73				
												343	H	Savannah St.	124 61				
LAST 12 Division I GAMES:																			
118	H	Seton Hall	73 84	167	A	Xavier	73 71	37	A	Butler	86 78								
127	H	St. John's (NY)	73 64	94	H	Creighton	82 85	210	A	Loyola Chicago	102 76	293	H	Tennessee St.	95 73	138	A	Oklahoma	87 76
39	A	Villanova	66 59																
98	A	Georgetown	69 64																
10	A	Marquette	63 96																
90	H	Providence	88 62																

Non-Div I Games:

DePaul

■ Loss,
■ Non-Conf, S Site,
■ Home
■ Away
N Neutral

Delaware

Through Games Of Feb. 1, 2019

Average RPI Win:	245	WON-LOST	WINNING	LAST 10	STRENGTH OF	OPP. STRENGTH	TEAM	ADJ.	CONF.	ADJ CONF.
Average RPI Loss:	101	RECORD	PCT. RANK	GAMES	SCHEDULE	OF SCHEDULE	RPI	RPI	RPI	RPI
DIV. I ONLY	9- 11	199	1- 0	84	244	172	172	10	10	
DIV. I NON-CONF.	5- 7	206	1- 0	122	304	199	199	11	11	
TOTALS	RPI 1-25	RPI 26-50	W-L RECORDS	RPI 51-100	RPI 101-150	RPI 150+				
9- 11	0- 2	0- 1	OVERALL	0- 2	2- 3	7- 3				
4- 5	0- 2	0- 1	HOME	0- 0	1- 2	3- 0				
3- 4	0- 0	0- 0	AWAY	0- 2	1- 0	2- 2				
2- 2	0- 0	0- 0	NEUTRAL	0- 0	0- 1	2- 1				
5- 7	0- 2	0- 0	NON-CONFERENCE	0- 1	0- 1	5- 3				
2- 2	0- 2	0- 0	HOME	0- 0	0- 0	2- 0				
1- 3	0- 0	0- 0	AWAY	0- 1	0- 0	1- 2				
2- 2	0- 0	0- 0	NEUTRAL	0- 0	0- 1	2- 1				
4- 4	0- 0	0- 1	CONFERENCE	0- 1	2- 2	2- 0				
2- 3	0- 0	0- 1	HOME	0- 0	1- 2	1- 0				
2- 1	0- 0	0- 0	AWAY	0- 1	1- 0	1- 0				
0- 0	0- 0	0- 0	NEUTRAL	0- 0	0- 0	0- 0				

RPI S	Opponent	Score	RPI S	Opponent	Score	RPI S	Opponent	Score	RPI S	Opponent	Score	Team's RPI: 172
15	H UCF	60 71	45	H James Madison	43 68	72	A Northeastern	62 75	102	H Drexel	40 57	
18	H Maryland	53 77				79	A UNI	67 79	121	H Towson	48 56	
									136	H UNCW	65 53	
									140	N Montana St.	60 69	
									144	A William & Mary	70 59	
									161	A Boston U.	61 72	
									169	N Bradley	47 59	
									193	A George Mason	46 72	
									201	N Nicholls St.	71 56	
									234	A Hofstra	78 59	
									242	H Gardner-Webb	69 45	
									283	H Saint Joseph's	48 39	
									295	H Col. of Charleston	74 50	
									324	N Lafayette	65 47	
									347	A Delaware St.	85 77	
LAST 12 Division I GAMES:												
144	A William & Mary	70 59	324	N Lafayette	65 47							
295	H Col. of Charleston	74 50	201	N Nicholls St.	71 56							
136	H UNCW	65 53	121	H Towson	48 56							
72	A Northeastern	62 75	45	H James Madison	43 68							
234	A Hofstra	78 59	283	H Saint Joseph's	48 39							
102	H Drexel	40 57	18	H Maryland	53 77							

Non-Div I Games:

Delaware

Loss, Non-Conf, S Site, H Home A Away N Neutral

Average RPI Win:	346	WON-LOST	WINNING	LAST 10	STRENGTH OF	OPP. STRENGTH	TEAM	ADJ.	CONF.	ADJ CONF.
Average RPI Loss:	216	RECORD	PCT. RANK	GAMES	SCHEDULE	OF SCHEDULE	RPI	RPI	RPI	RPI
DIV. I ONLY	1- 15	345	0- 1	292	343	347	347	32	32	
DIV. I NON-CONF.	0- 9	336	0- 0	148	251	333	333	32	32	
TOTALS	RPI 1-25	RPI 26-50	W-L RECORDS	RPI 51-100	RPI 101-150	RPI 150+				
1- 15	0- 0	0- 1	OVERALL	0- 0	0- 2	1- 12				
1- 4	0- 0	0- 1	HOME	0- 0	0- 0	1- 3				
0- 11	0- 0	0- 0	AWAY	0- 0	0- 2	0- 9				
0- 0	0- 0	0- 0	NEUTRAL	0- 0	0- 0	0- 0				
0- 9	0- 0	0- 1	NON-CONFERENCE	0- 0	0- 2	0- 6				
0- 2	0- 0	0- 1	HOME	0- 0	0- 0	0- 1				
0- 7	0- 0	0- 0	AWAY	0- 0	0- 2	0- 5				
0- 0	0- 0	0- 0	NEUTRAL	0- 0	0- 0	0- 0				
1- 6	0- 0	0- 0	CONFERENCE	0- 0	0- 0	1- 6				
1- 2	0- 0	0- 0	HOME	0- 0	0- 0	1- 2				
0- 4	0- 0	0- 0	AWAY	0- 0	0- 0	0- 4				
0- 0	0- 0	0- 0	NEUTRAL	0- 0	0- 0	0- 0				

RPI 1-25			RPI 26-50			RPI 51-100			RPI 101+			Team's RPI: 347
RPI	S	Opponent	Score	RPI	S	Opponent	Score	RPI	S	Opponent	Score	
				45	H	James Madison	57 103					
								124	A	VCU	55 97	
								127	A	St. John's (NY)	44 82	
								167	A	Xavier	59 80	
								172	H	Delaware	77 85	
								202	A	Temple	61 75	
								226	A	Robert Morris	63 64	
								235	A	Cornell	59 94	
								240	A	Marshall	63 75	
								245	A	Howard	62 78	
								258	H	N.C. A&T	47 67	
								262	A	Bethune-Cookman	55 67	
								271	A	Norfolk St.	50 63	
								314	H	Coppin St.	57 71	
								346	H	N.C. Central	71 61	
								349	A	Florida A&M	52 57	
LAST 12 Division I GAMES:												
262	A	Bethune-Cookman	55 67	245	A	Howard	62 78					
346	H	N.C. Central	71 61	349	A	Florida A&M	52 57					
258	H	N.C. A&T	47 67	240	A	Marshall	63 75					
314	H	Coppin St.	57 71	226	A	Robert Morris	63 64					
271	A	Norfolk St.	50 63	235	A	Cornell	59 94					
124	A	VCU	55 97	167	A	Xavier	59 80					

Non-Div I Games: Post 65 53 Cheyney 79 59

Delaware St.

Average RPI Win: 188	WON-LOST	WINNING	LAST 10	STRENGTH OF	OPP. STRENGTH	TEAM	ADJ.	CONF.	ADJ CONF.
Average RPI Loss: 150	RECORD	PCT. RANK	GAMES	SCHEDULE	OF SCHEDULE	RPI	RPI	RPI	RPI
DIV. I ONLY	12- 10	145	0- 1	194	137	171	171	18	18
DIV. I NON-CONF.	7- 6	153	0- 0	174	105	160	160	17	17
TOTALS	RPI 1-25	RPI 26-50	W-L RECORDS	RPI 51-100	RPI 101-150	RPI 150+			
12- 10	0- 0	1- 3	OVERALL	1- 1	2- 1	8- 5			
10- 2	0- 0	1- 1	HOME	1- 0	2- 0	6- 1			
2- 8	0- 0	0- 2	AWAY	0- 1	0- 1	2- 4			
0- 0	0- 0	0- 0	NEUTRAL	0- 0	0- 0	0- 0			
7- 6	0- 0	0- 1	NON-CONFERENCE	1- 1	2- 1	4- 3			
6- 1	0- 0	0- 0	HOME	1- 0	2- 0	3- 1			
1- 5	0- 0	0- 1	AWAY	0- 1	0- 1	1- 2			
0- 0	0- 0	0- 0	NEUTRAL	0- 0	0- 0	0- 0			
5- 4	0- 0	1- 2	CONFERENCE	0- 0	0- 0	4- 2			
4- 1	0- 0	1- 1	HOME	0- 0	0- 0	3- 0			
1- 3	0- 0	0- 1	AWAY	0- 0	0- 0	1- 2			
0- 0	0- 0	0- 0	NEUTRAL	0- 0	0- 0	0- 0			

RPI S	Opponent	Score	RPI S	Opponent	Score	RPI S	Opponent	Score	RPI S	Opponent	Score	Team's RPI: 171
30	A South Dakota St.	59 76	30	H South Dakota St.	67 83	66	H Lamar University	117 110	104	H Loyola Marymount	104 75	
33	H South Dakota	104 99	87	A Nebraska	71 96	109	H American	83 54	117	A Northern Colo.	66 74	
46	A Wyoming	74 78				160	A New Mexico St.	64 66	178	H Oral Roberts	93 76	
						204	H UMKC	92 75	208	H St. Bonaventure	76 62	
						213	A Colorado St.	79 84	230	A Western Ill.	78 87	
						237	H North Dakota	87 66	238	H Air Force	92 66	
						249	H Samford	83 87	253	A Southern Utah	71 70	
						309	H North Dakota St.	81 54	312	A Omaha	95 68	
						333	A Purdue Fort Wayne	55 70				
LAST 12 Division I GAMES:												
178	H Oral Roberts	93 76	30	H South Dakota St.	67 83							
309	H North Dakota St.	81 54	333	A Purdue Fort Wayne	55 70							
30	A South Dakota St.	59 76	312	A Omaha	95 68							
237	H North Dakota	87 66	213	A Colorado St.	79 84							
33	H South Dakota	104 99	249	H Samford	83 87							
230	A Western Ill.	78 87	87	A Nebraska	71 96							

Non-Div I Games:

Denver

Detroit Mercy

Through Games Of Feb. 1, 2019

Average RPI Win:	328	WON-LOST	WINNING	LAST 10	STRENGTH OF	OPP. STRENGTH	TEAM	ADJ.	CONF.	ADJ CONF.
Average RPI Loss:	179	RECORD	PCT. RANK	GAMES	SCHEDULE	OF SCHEDULE	RPI	RPI	RPI	RPI
DIV. I ONLY	2- 18	338	0- 1	283	219	335	335	21	21	
DIV. I NON-CONF.	1- 9	326	0- 0	240	228	317	317	19	19	
TOTALS	RPI 1-25	RPI 26-50	W-L RECORDS	RPI 51-100	RPI 101-150	RPI 150+				
2- 18	0- 0	0- 0	OVERALL	0- 6	0- 2	2- 10				
0- 7	0- 0	0- 0	HOME	0- 2	0- 1	0- 4				
2- 11	0- 0	0- 0	AWAY	0- 4	0- 1	2- 6				
0- 0	0- 0	0- 0	NEUTRAL	0- 0	0- 0	0- 0				
1- 9	0- 0	0- 0	NON-CONFERENCE	0- 4	0- 0	1- 5				
0- 3	0- 0	0- 0	HOME	0- 1	0- 0	0- 2				
1- 6	0- 0	0- 0	AWAY	0- 3	0- 0	1- 3				
0- 0	0- 0	0- 0	NEUTRAL	0- 0	0- 0	0- 0				
1- 9	0- 0	0- 0	CONFERENCE	0- 2	0- 2	1- 5				
0- 4	0- 0	0- 0	HOME	0- 1	0- 1	0- 2				
1- 5	0- 0	0- 0	AWAY	0- 1	0- 1	1- 3				
0- 0	0- 0	0- 0	NEUTRAL	0- 0	0- 0	0- 0				

RPI S	Opponent	Score	RPI S	Opponent	Score	RPI S	Opponent	Score	RPI S	Opponent	Score	Team's RPI: 335
						56	H Miami (OH)	59 78	120	H Youngstown St.	59 85	
						59	A Michigan	62 95	134	A IUPUI	47 82	
						74	H Green Bay	40 65	185	A Eastern Mich.	53 60	
						80	A Toledo	60 77	190	H Milwaukee	44 62	
						93	A Ohio St.	41 55	210	A Loyola Chicago	43 52	
						99	A Wright St.	59 78	217	A Bowling Green	73 79	
									269	A Cleveland St.	51 67	
									269	H Cleveland St.	49 67	
									280	A Northern Ky.	56 68	
									281	H Western Mich.	44 54	
									302	A Oakland	67 74	
									312	H Omaha	42 51	
									326	A UIC	42 36	
									330	A Manhattan	58 56	
LAST 12 Division I GAMES:												
			280	A Northern Ky.	56 68				269	A Cleveland St.	51 67	
			190	H Milwaukee	44 62				99	A Wright St.	59 78	
			74	H Green Bay	40 65				269	H Cleveland St.	49 67	
			326	A UIC	42 36				120	H Youngstown St.	59 85	
			134	A IUPUI	47 82				80	A Toledo	60 77	
			302	A Oakland	67 74				217	A Bowling Green	73 79	

Non-Div I Games: Mich.-Dearborn 68 60

Detroit Mercy

Loss, Non-Conf, S Site, H Home A Away N Neutral

Drake

Through Games Of Feb. 1, 2019

Average RPI Win:	148	WON-LOST	WINNING	LAST 10	STRENGTH OF	OPP. STRENGTH	TEAM	ADJ.	CONF.	ADJ CONF.
Average RPI Loss:	26	RECORD	PCT. RANK	GAMES	SCHEDULE	OF SCHEDULE	RPI	RPI	RPI	RPI
DIV. I ONLY	14- 5	55	1- 0	25	52	19	19	12	12	
DIV. I NON-CONF.	7- 4	109	1- 0	5	2	11	11	14	14	
TOTALS	RPI 1-25	RPI 26-50	W-L RECORDS	RPI 51-100	RPI 101-150	RPI 150+				
14- 5	2- 3	1- 1	OVERALL	3- 1	1- 0	7- 0				
4- 2	0- 1	1- 0	HOME	0- 1	1- 0	2- 0				
8- 2	0- 1	0- 1	AWAY	3- 0	0- 0	5- 0				
2- 1	2- 1	0- 0	NEUTRAL	0- 0	0- 0	0- 0				
7- 4	2- 3	1- 1	NON-CONFERENCE	2- 0	1- 0	1- 0				
2- 1	0- 1	1- 0	HOME	0- 0	1- 0	0- 0				
3- 2	0- 1	0- 1	AWAY	2- 0	0- 0	1- 0				
2- 1	2- 1	0- 0	NEUTRAL	0- 0	0- 0	0- 0				
7- 1	0- 0	0- 0	CONFERENCE	1- 1	0- 0	6- 0				
2- 1	0- 0	0- 0	HOME	0- 1	0- 0	2- 0				
5- 0	0- 0	0- 0	AWAY	1- 0	0- 0	4- 0				
0- 0	0- 0	0- 0	NEUTRAL	0- 0	0- 0	0- 0				

RPI	S	Opponent	Score
1	N	Notre Dame	64 82
11	H	Iowa	82 91
12	A	Iowa St.	81 86
14	N	Rutgers	69 59
17	N	South Carolina	90 85

RPI	S	Opponent	Score
30	A	South Dakota St.	71 80
33	H	South Dakota	76 64

RPI	S	Opponent	Score
76	H	Missouri St.	79 85
79	A	UNI	88 64
87	A	Nebraska	83 77
94	A	Creighton	85 69

RPI	S	Opponent	Score
146	H	CSUN	73 63
169	A	Bradley	92 63
173	A	Indiana St.	70 68
192	A	Illinois St.	82 64
210	H	Loyola Chicago	69 60
230	A	Western Ill.	98 71
289	H	Valparaiso	84 53
337	A	Evansville	78 47

LAST 12 Division I GAMES:

76	H	Missouri St.	79 85	17	N	South Carolina	90 85
337	A	Evansville	78 47	1	N	Notre Dame	64 82
173	A	Indiana St.	70 68	192	A	Illinois St.	82 64
79	A	UNI	88 64	169	A	Bradley	92 63
289	H	Valparaiso	84 53	11	H	Iowa	82 91
210	H	Loyola Chicago	69 60	12	A	Iowa St.	81 86

Non-Div I Games: Clarke 91 43

Drake

Loss, Non-Conf, S Site, H Home A Away N Neutral

Average RPI Win: 222	WON-LOST	WINNING	LAST 10	STRENGTH OF	OPP. STRENGTH	TEAM	ADJ.	CONF.	ADJ CONF.
Average RPI Loss: 82	RECORD	PCT. RANK	GAMES	SCHEDULE	OF SCHEDULE	RPI	RPI	RPI	RPI
DIV. I ONLY	14- 5	55	1- 0	150	213	102	102	10	10
DIV. I NON-CONF.	8- 3	72	1- 0	185	276	112	112	11	11
TOTALS	RPI 1-25	RPI 26-50	W-L RECORDS	RPI 51-100	RPI 101-150	RPI 150+			
14- 5	0- 0	1- 1	OVERALL	1- 3	1- 1	11- 0			
5- 4	0- 0	1- 1	HOME	0- 2	1- 1	3- 0			
8- 0	0- 0	0- 0	AWAY	1- 0	0- 0	7- 0			
1- 1	0- 0	0- 0	NEUTRAL	0- 1	0- 0	1- 0			
8- 3	0- 0	1- 0	NON-CONFERENCE	0- 3	0- 0	7- 0			
3- 2	0- 0	1- 0	HOME	0- 2	0- 0	2- 0			
4- 0	0- 0	0- 0	AWAY	0- 0	0- 0	4- 0			
1- 1	0- 0	0- 0	NEUTRAL	0- 1	0- 0	1- 0			
6- 2	0- 0	0- 1	CONFERENCE	1- 0	1- 1	4- 0			
2- 2	0- 0	0- 1	HOME	0- 0	1- 1	1- 0			
4- 0	0- 0	0- 0	AWAY	1- 0	0- 0	3- 0			
0- 0	0- 0	0- 0	NEUTRAL	0- 0	0- 0	0- 0			

RPI S	Opponent	Score	RPI S	Opponent	Score	RPI S	Opponent	Score	RPI S	Opponent	Score	Team's RPI: 102
45	H James Madison	35 51	49	H Bucknell	64 42	65	H Quinnipiac	52 56	121	H Towson	54 55	
						72	A Northeastern	61 59	136	H UNCW	67 55	
						81	H Penn	39 55	172	A Delaware	57 40	
						99	N Wright St.	63 71	191	A Elon	59 44	
									234	A Hofstra	61 49	
									242	H Gardner-Webb	65 48	
									263	N Siena	51 39	
									273	A Vermont	60 44	
									274	A Richmond	58 35	
									283	H Saint Joseph's	51 34	
									288	A La Salle	58 43	
									295	H Col. of Charleston	76 53	
									330	A Manhattan	53 39	
LAST 12 Division I GAMES:												
136	H UNCW	67 55	273	A Vermont	60 44							
295	H Col. of Charleston	76 53	191	A Elon	59 44							
234	A Hofstra	61 49	121	H Towson	54 55							
72	A Northeastern	61 59	274	A Richmond	58 35							
172	A Delaware	57 40	81	H Penn	39 55							
45	H James Madison	35 51	242	H Gardner-Webb	65 48							

Non-Div I Games:

Drexel

■ Loss,
■ Non-Conf,
■ S Site,
■ H Home
■ A Away
N Neutral

Average RPI Win:	158	WON-LOST	WINNING	LAST 10	STRENGTH OF	OPP. STRENGTH	TEAM	ADJ.	CONF.	ADJ CONF.
Average RPI Loss:	43	RECORD	PCT. RANK	GAMES	SCHEDULE	OF SCHEDULE	RPI	RPI	RPI	RPI
DIV. I ONLY	9- 11	199	0- 1	7	29	64	64	1	1	
DIV. I NON-CONF.	8- 4	91	0- 1	64	67	48	48	1	1	
TOTALS	RPI 1-25	RPI 26-50	W-L RECORDS	RPI 51-100	RPI 101-150	RPI 150+				
9- 11	0- 5	0- 3	OVERALL	2- 2	1- 1	6- 0				
6- 3	0- 3	0- 0	HOME	1- 0	1- 0	4- 0				
2- 6	0- 2	0- 2	AWAY	1- 2	0- 0	1- 0				
1- 2	0- 0	0- 1	NEUTRAL	0- 0	0- 1	1- 0				
8- 4	0- 0	0- 2	NON-CONFERENCE	2- 1	0- 1	6- 0				
5- 0	0- 0	0- 0	HOME	1- 0	0- 0	4- 0				
2- 2	0- 0	0- 1	AWAY	1- 1	0- 0	1- 0				
1- 2	0- 0	0- 1	NEUTRAL	0- 0	0- 1	1- 0				
1- 7	0- 5	0- 1	CONFERENCE	0- 1	1- 0	0- 0				
1- 3	0- 3	0- 0	HOME	0- 0	1- 0	0- 0				
0- 4	0- 2	0- 1	AWAY	0- 1	0- 0	0- 0				
0- 0	0- 0	0- 0	NEUTRAL	0- 0	0- 0	0- 0				

RPI 1-25				RPI 26-50				RPI 51-100 Team's RPI: 64				RPI 101+			
RPI	S	Opponent	Score	RPI	S	Opponent	Score	RPI	S	Opponent	Score	RPI	S	Opponent	Score
3	H	Louisville	51 73	35	N	Missouri	54 62	70	A	Maine	66 63	103	H	Wake Forest	66 52
6	A	NC State	51 63	38	A	Oregon St.	57 71	82	A	Northwestern	58 84	125	N	Washington	64 71
9	H	Syracuse	55 64	42	A	Georgia Tech	64 70	85	A	Boston College	90 92	154	H	Marist	64 56
21	A	Florida St.	62 66					91	H	FGCU	57 41	164	N	Ball St.	79 62
25	H	Miami (FL)	50 58									174	A	Wisconsin	60 53
												191	H	Elon	81 64
												225	H	UNLV	66 38
												246	H	East Carolina	83 66
LAST 12 Division I GAMES:															
85	A	Boston College	90 92	35	N	Missouri	54 62								
9	H	Syracuse	55 64	164	N	Ball St.	79 62								
103	H	Wake Forest	66 52	3	H	Louisville	51 73								
21	A	Florida St.	62 66	6	A	NC State	51 63								
25	H	Miami (FL)	50 58	91	H	FGCU	57 41								
42	A	Georgia Tech	64 70	246	H	East Carolina	83 66								

Non-Div I Games:

Duke

■ Loss,
 ■ Non-Conf,
 ■ S Site,
 ■ H Home
 ■ A Away
 N Neutral

Average RPI Win:	213	WON-LOST	WINNING	LAST 10	STRENGTH OF	OPP. STRENGTH	TEAM	ADJ.	CONF.	ADJ CONF.
Average RPI Loss:	92	RECORD	PCT. RANK	GAMES	SCHEDULE	OF SCHEDULE	RPI	RPI	RPI	RPI
DIV. I ONLY	11- 9	139	0- 1	195	75	155	155	17	17	
DIV. I NON-CONF.	6- 7	172	0- 0	105	22	121	121	16	16	
TOTALS	RPI 1-25	RPI 26-50	W-L RECORDS	RPI 51-100	RPI 101-150	RPI 150+				
11- 9	0- 2	0- 1	OVERALL	2- 2	0- 2	9- 2				
5- 4	0- 1	0- 0	HOME	0- 0	0- 2	5- 1				
6- 3	0- 0	0- 1	AWAY	2- 2	0- 0	4- 0				
0- 2	0- 1	0- 0	NEUTRAL	0- 0	0- 0	0- 1				
6- 7	0- 2	0- 1	NON-CONFERENCE	2- 2	0- 1	4- 1				
3- 2	0- 1	0- 0	HOME	0- 0	0- 1	3- 0				
3- 3	0- 0	0- 1	AWAY	2- 2	0- 0	1- 0				
0- 2	0- 1	0- 0	NEUTRAL	0- 0	0- 0	0- 1				
5- 2	0- 0	0- 0	CONFERENCE	0- 0	0- 1	5- 1				
2- 2	0- 0	0- 0	HOME	0- 0	0- 1	2- 1				
3- 0	0- 0	0- 0	AWAY	0- 0	0- 0	3- 0				
0- 0	0- 0	0- 0	NEUTRAL	0- 0	0- 0	0- 0				

RPI 1-25				RPI 26-50				RPI 51-100				RPI 101+ Team's RPI: 155			
RPI	S	Opponent	Score	RPI	S	Opponent	Score	RPI	S	Opponent	Score	RPI	S	Opponent	Score
9	N	Syracuse	71 87	28	A	Texas	41 78	51	A	TCU	48 61	115	H	Pittsburgh	58 66
15	H	UCF	63 71					80	A	Toledo	52 65	123	H	Davidson	47 62
								89	A	Kent St.	77 72	180	H	George Washington	54 55
								100	A	Penn St.	64 58	193	A	George Mason	60 57
												202	H	Temple	54 53
												208	A	St. Bonaventure	60 54
												220	H	Mt. St. Mary's	73 64
												229	N	Liberty	51 55
												239	A	Saint Francis (PA)	93 73
												248	H	ETSU	66 58
												274	H	Richmond	80 54
												283	H	Saint Joseph's	81 73
												288	A	La Salle	66 62
LAST 12 Division I GAMES:															
274	H	Richmond	80 54	180	H	George Washington	54 55								
283	H	Saint Joseph's	81 73	288	A	La Salle	66 62								
193	A	George Mason	60 57	115	H	Pittsburgh	58 66								
123	H	Davidson	47 62	229	N	Liberty	51 55								
208	A	St. Bonaventure	60 54	9	N	Syracuse	71 87								
202	H	Temple	54 53	248	H	ETSU	66 58								

Non-Div I Games:

Duquesne

■ Loss,
 ■ Non-Conf, S Site,
 ■ Home
 ■ Away
 N Neutral

Average RPI Win: 246	WON-LOST	WINNING	LAST 10	STRENGTH OF	OPP. STRENGTH	TEAM	ADJ.	CONF.	ADJ CONF.
Average RPI Loss: 117	RECORD	PCT. RANK	GAMES	SCHEDULE	OF SCHEDULE	RPI	RPI	RPI	RPI
DIV. I ONLY	5- 17	305	0- 2	70	185	248	248	25	25
DIV. I NON-CONF.	2- 14	319	0- 2	26	136	232	232	25	25
TOTALS	RPI 1-25	RPI 26-50	W-L RECORDS	RPI 51-100	RPI 101-150	RPI 150+			
5- 17	0- 3	0- 0	OVERALL	0- 4	1- 5	4- 5			
5- 4	0- 0	0- 0	HOME	0- 2	1- 1	4- 1			
0- 10	0- 1	0- 0	AWAY	0- 2	0- 3	0- 4			
0- 3	0- 2	0- 0	NEUTRAL	0- 0	0- 1	0- 0			
2- 14	0- 3	0- 0	NON-CONFERENCE	0- 4	1- 4	1- 3			
2- 4	0- 0	0- 0	HOME	0- 2	1- 1	1- 1			
0- 7	0- 1	0- 0	AWAY	0- 2	0- 2	0- 2			
0- 3	0- 2	0- 0	NEUTRAL	0- 0	0- 1	0- 0			
3- 3	0- 0	0- 0	CONFERENCE	0- 0	0- 1	3- 2			
3- 0	0- 0	0- 0	HOME	0- 0	0- 0	3- 0			
0- 3	0- 0	0- 0	AWAY	0- 0	0- 1	0- 2			
0- 0	0- 0	0- 0	NEUTRAL	0- 0	0- 0	0- 0			

RPI 1-25				RPI 26-50				RPI 51-100				RPI 101+				Team's RPI: 248	
RPI	S	Opponent	Score	RPI	S	Opponent	Score	RPI	S	Opponent	Score	RPI	S	Opponent	Score		
14	N	Rutgers	44 68					58	A	Tennessee	61 80	116	N	Western Ky.	68 82		
17	N	South Carolina	55 101					78	A	Cincinnati	64 77	119	A	Radford	64 79		
22	A	Michigan St.	53 75					92	H	Houston	77 84	126	A	Chattanooga	67 76		
								97	H	Troy	66 84	128	A	South Alabama	74 81		
												130	H	High Point	65 73		
												139	H	Appalachian St.	95 64		
												155	A	Duquesne	58 66		
												170	A	Mercer	41 64		
												188	A	UNC Asheville	55 56		
												227	H	Furman	75 70		
												229	H	Liberty	86 89		
												249	A	Samford	58 79		
												258	H	N.C. A&T	61 56		
												285	H	Wofford	92 79		
												323	H	UNC Greensboro	85 76		
LAST 12 Division I GAMES:																	
323	H	UNC Greensboro	85 76	14	N	Rutgers	44 68										
170	A	Mercer	41 64	116	N	Western Ky.	68 82										
249	A	Samford	58 79	130	H	High Point	65 73										
285	H	Wofford	92 79	58	A	Tennessee	61 80										
227	H	Furman	75 70	155	A	Duquesne	58 66										
126	A	Chattanooga	67 76	258	H	N.C. A&T	61 56										

Non-Div I Games:

ETSU

■ Loss,
 ■ Non-Conf,
 ■ S Site,
 ■ H Home
 ■ A Away
 N Neutral

East Carolina

Through Games Of Feb. 1, 2019

Average RPI Win:	263	WON-LOST	WINNING	LAST 10	STRENGTH OF	OPP. STRENGTH	TEAM	ADJ.	CONF.	ADJ CONF.
Average RPI Loss:	145	RECORD	PCT. RANK	GAMES	SCHEDULE	OF SCHEDULE	RPI	RPI	RPI	RPI
DIV. I ONLY	10- 10	164	0- 1	286	217	246	246	9	9	
DIV. I NON-CONF.	9- 4	85	0- 0	313	288	203	203	9	9	
TOTALS	RPI 1-25	RPI 26-50	W-L RECORDS	RPI 51-100	RPI 101-150	RPI 150+				
10- 10	0- 1	0- 0	OVERALL	0- 1	1- 3	9- 5				
8- 3	0- 1	0- 0	HOME	0- 0	1- 1	7- 1				
0- 7	0- 0	0- 0	AWAY	0- 1	0- 2	0- 4				
2- 0	0- 0	0- 0	NEUTRAL	0- 0	0- 0	2- 0				
9- 4	0- 0	0- 0	NON-CONFERENCE	0- 1	1- 2	8- 1				
7- 1	0- 0	0- 0	HOME	0- 0	1- 1	6- 0				
0- 3	0- 0	0- 0	AWAY	0- 1	0- 1	0- 1				
2- 0	0- 0	0- 0	NEUTRAL	0- 0	0- 0	2- 0				
1- 6	0- 1	0- 0	CONFERENCE	0- 0	0- 1	1- 4				
1- 2	0- 1	0- 0	HOME	0- 0	0- 0	1- 1				
0- 4	0- 0	0- 0	AWAY	0- 0	0- 1	0- 3				
0- 0	0- 0	0- 0	NEUTRAL	0- 0	0- 0	0- 0				

RPI	S	Opponent	Score	RPI	S	Opponent	Score	RPI	S	Opponent	Score	RPI	S	Opponent	Score	Team's RPI: 246
15	H	UCF	58 61					64	A	Duke	66 83	103	H	Wake Forest	70 61	
												112	A	Tulane	57 68	
												136	H	UNCW	68 71	
												144	A	William & Mary	43 63	
												152	H	Tulsa	55 75	
												157	A	Charlotte	46 52	
												183	H	UMES	84 69	
												202	A	Temple	62 84	
												218	A	Memphis	46 58	
												229	H	Liberty	66 63	
												247	A	Wichita St.	47 57	
												247	H	Wichita St.	78 56	
												250	H	Monmouth	73 67	
												294	H	Kennesaw St.	68 56	
												300	N	South Carolina St.	71 63	
												339	H	Grand Canyon	59 47	
												340	H	USC Upstate	63 53	
												348	N	Longwood	61 52	
LAST 12 Division I GAMES:																
15	H	UCF	58 61	247	A	Wichita St.	47 57									
218	A	Memphis	46 58	202	A	Temple	62 84									
152	H	Tulsa	55 75	64	A	Duke	66 83									
247	H	Wichita St.	78 56	300	N	South Carolina St.	71 63									
112	A	Tulane	57 68	348	N	Longwood	61 52									
136	H	UNCW	68 71	340	H	USC Upstate	63 53									

Non-Div I Games:

East Carolina

Loss, Non-Conf, S Site, H Home A Away N Neutral

Average RPI Win: 246	WON-LOST	WINNING	LAST 10	STRENGTH OF	OPP. STRENGTH	TEAM	ADJ.	CONF.	ADJ CONF.
Average RPI Loss: 177	RECORD	PCT. RANK	GAMES	SCHEDULE	OF SCHEDULE	RPI	RPI	RPI	RPI
DIV. I ONLY	6- 11	252	1- 0	216	301	270	270	20	20
DIV. I NON-CONF.	3- 5	227	0- 0	197	244	217	217	20	20
TOTALS	RPI 1-25	RPI 26-50	W-L RECORDS	RPI 51-100	RPI 101-150	RPI 150+			
6- 11	0- 0	0- 1	OVERALL	0- 0	1- 3	5- 7			
5- 2	0- 0	0- 0	HOME	0- 0	1- 0	4- 2			
0- 9	0- 0	0- 1	AWAY	0- 0	0- 3	0- 5			
1- 0	0- 0	0- 0	NEUTRAL	0- 0	0- 0	1- 0			
3- 5	0- 0	0- 1	NON-CONFERENCE	0- 0	0- 1	3- 3			
2- 0	0- 0	0- 0	HOME	0- 0	0- 0	2- 0			
0- 5	0- 0	0- 1	AWAY	0- 0	0- 1	0- 3			
1- 0	0- 0	0- 0	NEUTRAL	0- 0	0- 0	1- 0			
3- 6	0- 0	0- 0	CONFERENCE	0- 0	1- 2	2- 4			
3- 2	0- 0	0- 0	HOME	0- 0	1- 0	2- 2			
0- 4	0- 0	0- 0	AWAY	0- 0	0- 2	0- 2			
0- 0	0- 0	0- 0	NEUTRAL	0- 0	0- 0	0- 0			

RPI 1-25			RPI 26-50			RPI 51-100			RPI 101+			Team's RPI: 270
RPI	S	Opponent	Score	RPI	S	Opponent	Score	RPI	S	Opponent	Score	
				37	A	Butler	37 72					
								108	A	Northern Ill.	59 78	
								129	A	UT Martin	66 90	
								129	H	UT Martin	77 71	
								141	A	Tennessee Tech	88 99	
								159	A	Southern Ill.	59 73	
								169	A	Bradley	64 67	
								173	H	Indiana St.	63 39	
								196	A	Southeast Mo. St.	57 72	
								212	H	SIUE	56 65	
								230	A	Jacksonville St.	49 78	
								230	N	Western Ill.	64 62	
								278	H	Austin Peay	60 73	
								289	A	Valparaiso	60 62	
								291	H	Murray St.	75 67	
								322	H	Eastern Ky.	80 60	
								333	H	Purdue Fort Wayne	72 63	
LAST 12 Division I GAMES:												
129	A	UT Martin	66 90	322	H	Eastern Ky.	80 60					
278	H	Austin Peay	60 73	196	A	Southeast Mo. St.	57 72					
291	H	Murray St.	75 67	129	H	UT Martin	77 71					
141	A	Tennessee Tech	88 99	173	H	Indiana St.	63 39					
230	A	Jacksonville St.	49 78	108	A	Northern Ill.	59 78					
212	H	SIUE	56 65	159	A	Southern Ill.	59 73					

Non-Div I Games: Lincoln Christian 97 34 Eureka 104 48 Oakland City 102 43

Eastern Ill.

Eastern Ky.

Through Games Of Feb. 1, 2019

Average RPI Win:	0	WON-LOST	WINNING	LAST 10	STRENGTH OF	OPP. STRENGTH	TEAM	ADJ.	CONF.	ADJ CONF.
Average RPI Loss:	165	RECORD	PCT. RANK	GAMES	SCHEDULE	OF SCHEDULE	RPI	RPI	RPI	RPI
DIV. I ONLY	0- 18	351	0- 1	92	274	322	322	20	20	
DIV. I NON-CONF.	0- 9	336	0- 1	17	248	256	256	20	20	
TOTALS	RPI 1-25	RPI 26-50	W-L RECORDS	RPI 51-100	RPI 101-150	RPI 150+				
0- 18	0- 1	0- 0	OVERALL	0- 5	0- 3	0- 9				
0- 6	0- 0	0- 0	HOME	0- 0	0- 2	0- 4				
0- 10	0- 0	0- 0	AWAY	0- 4	0- 1	0- 5				
0- 2	0- 1	0- 0	NEUTRAL	0- 1	0- 0	0- 0				
0- 9	0- 1	0- 0	NON-CONFERENCE	0- 4	0- 1	0- 3				
0- 2	0- 0	0- 0	HOME	0- 0	0- 0	0- 2				
0- 5	0- 0	0- 0	AWAY	0- 3	0- 1	0- 1				
0- 2	0- 1	0- 0	NEUTRAL	0- 1	0- 0	0- 0				
0- 9	0- 0	0- 0	CONFERENCE	0- 1	0- 2	0- 6				
0- 4	0- 0	0- 0	HOME	0- 0	0- 2	0- 2				
0- 5	0- 0	0- 0	AWAY	0- 1	0- 0	0- 4				
0- 0	0- 0	0- 0	NEUTRAL	0- 0	0- 0	0- 0				

RPI 1-25				RPI 26-50				RPI 51-100				RPI 101+				Team's RPI: 322	
RPI	S	Opponent	Score	RPI	S	Opponent	Score	RPI	S	Opponent	Score	RPI	S	Opponent	Score		
21	N	Florida St.	45 62					54	A	Ohio	60 100	129	H	UT Martin	61 87		
								56	A	Miami (OH)	44 60	141	H	Tennessee Tech	68 81		
								63	A	West Virginia	29 78	150	A	Akron	54 63		
								63	N	West Virginia	39 81	193	H	George Mason	75 91		
								71	A	Belmont	43 69	194	H	Saint Louis	43 70		
												196	H	Southeast Mo. St.	42 52		
												230	H	Jacksonville St.	44 53		
												270	A	Eastern Ill.	60 80		
												278	A	Austin Peay	65 100		
												281	A	Western Mich.	53 64		
												291	A	Murray St.	63 81		
												293	A	Tennessee St.	38 60		
LAST 12 Division I GAMES:																	
				141	H	Tennessee Tech	68 81					63	N	West Virginia	39 81		
				230	H	Jacksonville St.	44 53					270	A	Eastern Ill.	60 80		
				196	H	Southeast Mo. St.	42 52					291	A	Murray St.	63 81		
				129	H	UT Martin	61 87					278	A	Austin Peay	65 100		
				71	A	Belmont	43 69					63	A	West Virginia	29 78		
				293	A	Tennessee St.	38 60					193	H	George Mason	75 91		

Non-Div I Games: Brescia 70 41 Ky. Christian 90 35

Eastern Ky.

Loss, Non-Conf, S Site, H Home A Away N Neutral

Average RPI Win:	272	WON-LOST	WINNING	LAST 10	STRENGTH OF	OPP. STRENGTH	TEAM	ADJ.	CONF.	ADJ CONF.
Average RPI Loss:	94	RECORD	PCT. RANK	GAMES	SCHEDULE	OF SCHEDULE	RPI	RPI	RPI	RPI
DIV. I ONLY	9- 8	147	0- 1	233	165	185	185	8	8	
DIV. I NON-CONF.	6- 4	125	0- 0	344	241	258	258	8	8	
TOTALS	RPI 1-25	RPI 26-50	W-L RECORDS	RPI 51-100	RPI 101-150	RPI 150+				
9- 8	0- 2	0- 2	OVERALL	0- 2	1- 0	8- 2				
6- 1	0- 0	0- 1	HOME	0- 0	0- 0	6- 0				
3- 4	0- 1	0- 0	AWAY	0- 2	1- 0	2- 1				
0- 3	0- 1	0- 1	NEUTRAL	0- 0	0- 0	0- 1				
6- 4	0- 1	0- 1	NON-CONFERENCE	0- 0	0- 0	6- 2				
4- 0	0- 0	0- 0	HOME	0- 0	0- 0	4- 0				
2- 1	0- 0	0- 0	AWAY	0- 0	0- 0	2- 1				
0- 3	0- 1	0- 1	NEUTRAL	0- 0	0- 0	0- 1				
3- 4	0- 1	0- 1	CONFERENCE	0- 2	1- 0	2- 0				
2- 1	0- 0	0- 1	HOME	0- 0	0- 0	2- 0				
1- 3	0- 1	0- 0	AWAY	0- 2	1- 0	0- 0				
0- 0	0- 0	0- 0	NEUTRAL	0- 0	0- 0	0- 0				

RPI 1-25				RPI 26-50				RPI 51-100				RPI 101+ Team's RPI: 185			
RPI	S	Opponent	Score	RPI	S	Opponent	Score	RPI	S	Opponent	Score	RPI	S	Opponent	Score
12	N	Iowa St.	59 85	26	H	Buffalo	84 91	54	A	Ohio	44 85	150	A	Akron	72 60
24	A	Central Mich.	61 71	37	N	Butler	63 73	89	A	Kent St.	64 71	187	A	Illinois	66 72
												192	H	Illinois St.	50 41
												217	H	Bowling Green	81 74
												269	H	Cleveland St.	69 63
												281	H	Western Mich.	64 61
												323	N	UNC Greensboro	44 49
												326	H	UIC	52 38
												333	A	Purdue Fort Wayne	87 72
												335	H	Detroit Mercy	60 53
												348	A	Longwood	64 45
LAST 12 Division I GAMES:															
		54	A	Ohio	44	85				24	A	Central Mich.	61	71	
		150	A	Akron	72	60				217	H	Bowling Green	81	74	
		281	H	Western Mich.	64	61				323	N	UNC Greensboro	44	49	
		26	H	Buffalo	84	91				348	A	Longwood	64	45	
		89	A	Kent St.	64	71				333	A	Purdue Fort Wayne	87	72	
		37	N	Butler	63	73				335	H	Detroit Mercy	60	53	

Non-Div I Games: Northwood 53 39

Eastern Mich.

Average RPI Win:	193	WON-LOST	WINNING	LAST 10	STRENGTH OF	OPP. STRENGTH	TEAM	ADJ.	CONF.	ADJ CONF.
Average RPI Loss:	124	RECORD	PCT. RANK	GAMES	SCHEDULE	OF SCHEDULE	RPI	RPI	RPI	RPI
DIV. I ONLY	3- 14	322	0- 1	42	187	203	203	16	16	
DIV. I NON-CONF.	0- 8	336	0- 0	9	185	220	220	12	12	
TOTALS	RPI 1-25	RPI 26-50	W-L RECORDS	RPI 51-100	RPI 101-150	RPI 150+				
3- 14	0- 1	0- 3	OVERALL	0- 2	2- 4	1- 4				
0- 6	0- 1	0- 1	HOME	0- 0	0- 3	0- 1				
3- 6	0- 0	0- 1	AWAY	0- 2	2- 1	1- 2				
0- 2	0- 0	0- 1	NEUTRAL	0- 0	0- 0	0- 1				
0- 8	0- 1	0- 3	NON-CONFERENCE	0- 1	0- 1	0- 2				
0- 3	0- 1	0- 1	HOME	0- 0	0- 1	0- 0				
0- 3	0- 0	0- 1	AWAY	0- 1	0- 0	0- 1				
0- 2	0- 0	0- 1	NEUTRAL	0- 0	0- 0	0- 1				
3- 6	0- 0	0- 0	CONFERENCE	0- 1	2- 3	1- 2				
0- 3	0- 0	0- 0	HOME	0- 0	0- 2	0- 1				
3- 3	0- 0	0- 0	AWAY	0- 1	2- 1	1- 1				
0- 0	0- 0	0- 0	NEUTRAL	0- 0	0- 0	0- 0				

RPI 1-25				RPI 26-50				RPI 51-100				RPI 101+ Team's RPI: 203			
RPI	S	Opponent	Score	RPI	S	Opponent	Score	RPI	S	Opponent	Score	RPI	S	Opponent	Score
13	H	Gonzaga	51 63	27	H	Utah	51 95	57	A	Boise St.	55 67	105	A	Idaho	68 84
				29	A	BYU	65 80	96	A	Idaho St.	48 63	117	H	Northern Colo.	62 67
				38	N	Oregon St.	45 93					131	H	Fresno St.	58 68
												137	A	Montana	68 62
												140	A	Montana St.	89 87
												143	H	Portland St.	64 76
												175	N	UC Riverside	45 57
												240	H	Sacramento St.	70 73
												253	A	Southern Utah	63 73
												301	A	Weber St.	64 58
												317	A	Cal Poly	55 59
LAST 12 Division I GAMES:															
143	H	Portland St.	64 76	253	A	Southern Utah	63 73								
140	A	Montana St.	89 87	240	H	Sacramento St.	70 73								
137	A	Montana	68 62	301	A	Weber St.	64 58								
117	H	Northern Colo.	62 67	175	N	UC Riverside	45 57								
105	A	Idaho	68 84	38	N	Oregon St.	45 93								
96	A	Idaho St.	48 63	57	A	Boise St.	55 67								

Non-Div I Games: Eastern Ore. 66 45

Eastern Wash.

Average RPI Win:	241	WON-LOST	WINNING	LAST 10	STRENGTH OF	OPP. STRENGTH	TEAM	ADJ.	CONF.	ADJ CONF.
Average RPI Loss:	112	RECORD	PCT. RANK	GAMES	SCHEDULE	OF SCHEDULE	RPI	RPI	RPI	RPI
DIV. I ONLY	6- 12	259	0- 1	91	205	191	191	10	10	
DIV. I NON-CONF.	4- 6	212	0- 0	124	236	197	197	11	11	
TOTALS	RPI 1-25	RPI 26-50	W-L RECORDS	RPI 51-100	RPI 101-150	RPI 150+				
6- 12	0- 0	0- 2	OVERALL	0- 3	1- 5	5- 2				
3- 5	0- 0	0- 1	HOME	0- 1	1- 2	2- 1				
3- 7	0- 0	0- 1	AWAY	0- 2	0- 3	3- 1				
0- 0	0- 0	0- 0	NEUTRAL	0- 0	0- 0	0- 0				
4- 6	0- 0	0- 1	NON-CONFERENCE	0- 2	1- 1	3- 2				
2- 3	0- 0	0- 1	HOME	0- 1	1- 0	1- 1				
2- 3	0- 0	0- 0	AWAY	0- 1	0- 1	2- 1				
0- 0	0- 0	0- 0	NEUTRAL	0- 0	0- 0	0- 0				
2- 6	0- 0	0- 1	CONFERENCE	0- 1	0- 4	2- 0				
1- 2	0- 0	0- 0	HOME	0- 0	0- 2	1- 0				
1- 4	0- 0	0- 1	AWAY	0- 1	0- 2	1- 0				
0- 0	0- 0	0- 0	NEUTRAL	0- 0	0- 0	0- 0				

RPI S	Opponent	Score	RPI S	Opponent	Score	RPI S	Opponent	Score	RPI S	Opponent	Score	Team's RPI: 191
31	H North Carolina	69 100	53	H Auburn	44 96	102	H Drexel	44 59				
45	A James Madison	30 82	64	A Duke	64 81	121	A Towson	58 59				
			72	A Northeastern	71 79	123	H Davidson	73 72				
						136	H UNCW	70 75				
						139	A Appalachian St.	62 65				
						144	A William & Mary	60 65				
						154	H Marist	57 61				
						189	A Hampton	77 62				
						234	A Hofstra	77 64				
						258	H N.C. A&T	73 64				
						277	A Winthrop	57 58				
						295	H Col. of Charleston	76 68				
						346	A N.C. Central	83 54				
LAST 12 Division I GAMES:												
121	A Towson	58 59	102	H Drexel	44 59							
144	A William & Mary	60 65	45	A James Madison	30 82							
136	H UNCW	70 75	53	H Auburn	44 96							
295	H Col. of Charleston	76 68	258	H N.C. A&T	73 64							
234	A Hofstra	77 64	277	A Winthrop	57 58							
72	A Northeastern	71 79	123	H Davidson	73 72							

Non-Div I Games: Chowan 88 74

Elon

Average RPI Win: 312	WON-LOST	WINNING	LAST 10	STRENGTH OF	OPP. STRENGTH	TEAM	ADJ.	CONF.	ADJ CONF.
Average RPI Loss: 187	RECORD	PCT. RANK	GAMES	SCHEDULE	OF SCHEDULE	RPI	RPI	RPI	RPI
DIV. I ONLY	2- 18	338	0- 1	264	264	337	337	12	12
DIV. I NON-CONF.	2- 9	297	0- 0	337	334	346	346	14	14
TOTALS	RPI 1-25	RPI 26-50	W-L RECORDS	RPI 51-100	RPI 101-150	RPI 150+			
2- 18	0- 1	0- 0	OVERALL	0- 2	0- 2	2- 13			
1- 9	0- 1	0- 0	HOME	0- 1	0- 0	1- 7			
1- 9	0- 0	0- 0	AWAY	0- 1	0- 2	1- 6			
0- 0	0- 0	0- 0	NEUTRAL	0- 0	0- 0	0- 0			
2- 9	0- 0	0- 0	NON-CONFERENCE	0- 0	0- 2	2- 7			
1- 4	0- 0	0- 0	HOME	0- 0	0- 0	1- 4			
1- 5	0- 0	0- 0	AWAY	0- 0	0- 2	1- 3			
0- 0	0- 0	0- 0	NEUTRAL	0- 0	0- 0	0- 0			
0- 9	0- 1	0- 0	CONFERENCE	0- 2	0- 0	0- 6			
0- 5	0- 1	0- 0	HOME	0- 1	0- 0	0- 3			
0- 4	0- 0	0- 0	AWAY	0- 1	0- 0	0- 3			
0- 0	0- 0	0- 0	NEUTRAL	0- 0	0- 0	0- 0			

RPI 1-25				RPI 26-50				RPI 51-100				RPI 101+ Team's RPI: 337			
RPI	S	Opponent	Score	RPI	S	Opponent	Score	RPI	S	Opponent	Score	RPI	S	Opponent	Score
19	H	Drake	47 78					76	A	Missouri St.	66 88	111	A	Dayton	30 69
								79	H	UNI	46 74	122	A	Morehead St.	63 85
												159	A	Southern Ill.	47 67
												169	H	Bradley	68 75
												173	H	Indiana St.	69 76
												174	A	Wisconsin	60 96
												192	H	Illinois St.	61 72
												196	H	Southeast Mo. St.	50 54
												210	A	Loyola Chicago	56 61
												212	H	SIUE	45 54
												240	A	Marshall	65 72
												278	H	Austin Peay	56 52
												289	A	Valparaiso	49 93
												291	A	Murray St.	53 81
												326	H	UIC	54 62
												333	H	Purdue Fort Wayne	66 72
												345	A	Chicago St.	67 58
LAST 12 Division I GAMES:															
79	H	UNI	46 74	173	H	Indiana St.	69 76								
289	A	Valparaiso	49 93	19	H	Drake	47 78								
210	A	Loyola Chicago	56 61	159	A	Southern Ill.	47 67								
192	H	Illinois St.	61 72	174	A	Wisconsin	60 96								
169	H	Bradley	68 75	278	H	Austin Peay	56 52								
76	A	Missouri St.	66 88	111	A	Dayton	30 69								

Non-Div I Games:

Evansville

■ Loss,
 ■ Non-Conf, S Site,
 ■ Home
 ■ Away
 N Neutral

Average RPI Win:	241	WON-LOST	WINNING	LAST 10	STRENGTH OF	OPP. STRENGTH	TEAM	ADJ.	CONF.	ADJ CONF.
Average RPI Loss:	62	RECORD	PCT. RANK	GAMES	SCHEDULE	OF SCHEDULE	RPI	RPI	RPI	RPI
DIV. I ONLY	14- 4	37	1- 0	226	176	91	91	24	24	
DIV. I NON-CONF.	7- 4	109	0- 0	141	69	98	98	27	27	
TOTALS	RPI 1-25	RPI 26-50	W-L RECORDS	RPI 51-100	RPI 101-150	RPI 150+				
14- 4	0- 1	0- 1	OVERALL	1- 1	2- 1	11- 0				
7- 1	0- 0	0- 0	HOME	1- 0	0- 1	6- 0				
6- 2	0- 0	0- 1	AWAY	0- 1	1- 0	5- 0				
1- 1	0- 1	0- 0	NEUTRAL	0- 0	1- 0	0- 0				
7- 4	0- 1	0- 1	NON-CONFERENCE	1- 1	1- 1	5- 0				
4- 1	0- 0	0- 0	HOME	1- 0	0- 1	3- 0				
2- 2	0- 0	0- 1	AWAY	0- 1	0- 0	2- 0				
1- 1	0- 1	0- 0	NEUTRAL	0- 0	1- 0	0- 0				
7- 0	0- 0	0- 0	CONFERENCE	0- 0	1- 0	6- 0				
3- 0	0- 0	0- 0	HOME	0- 0	0- 0	3- 0				
4- 0	0- 0	0- 0	AWAY	0- 0	1- 0	3- 0				
0- 0	0- 0	0- 0	NEUTRAL	0- 0	0- 0	0- 0				

RPI 1-25				RPI 26-50				RPI 51-100				Team's RPI: 91		RPI 101+			
RPI	S	Opponent	Score	RPI	S	Opponent	Score	RPI	S	Opponent	Score			RPI	S	Opponent	Score
5	N	Stanford	65 88	30	A	South Dakota St.	62 80	64	A	Duke	41 57			109	N	American	90 71
								92	H	Houston	76 71			145	A	North Ala.	68 52
														147	H	UAB	60 62
														162	H	Abilene Christian	81 65
														229	H	Liberty	68 50
														239	A	Saint Francis (PA)	83 69
														261	A	Hawaii	73 67
														284	A	North Florida	105 66
														284	H	North Florida	80 48
														294	A	Kennesaw St.	69 46
														305	A	NJIT	67 35
														314	H	Coppin St.	93 61
														320	H	FIU	100 58
														332	H	Lipscomb	82 40
LAST 12 Division I GAMES:																	
				332	H	Lipscomb	82 40					305	A	NJIT	67 35		
				294	A	Kennesaw St.	69 46					284	H	North Florida	80 48		
				284	A	North Florida	105 66					147	H	UAB	60 62		
				145	A	North Ala.	68 52					314	H	Coppin St.	93 61		
				229	H	Liberty	68 50					162	H	Abilene Christian	81 65		
				64	A	Duke	41 57					239	A	Saint Francis (PA)	83 69		

Non-Div I Games: Fla. Memorial 99 68 Johnson & Wales (FI109 64

FGCU

■ Loss,
 ■ Non-Conf,
 ■ S Site,
 ■ H Home
 ■ A Away
 N Neutral

Average RPI Win:	340	WON-LOST	WINNING	LAST 10	STRENGTH OF	OPP. STRENGTH	TEAM	ADJ.	CONF.	ADJ CONF.
Average RPI Loss:	173	RECORD	PCT. RANK	GAMES	SCHEDULE	OF SCHEDULE	RPI	RPI	RPI	RPI
DIV. I ONLY	3- 17	327	0- 1	143	334	320	320	15	15	
DIV. I NON-CONF.	3- 9	271	0- 1	229	349	331	331	18	18	
TOTALS	RPI 1-25	RPI 26-50	W-L RECORDS	RPI 51-100	RPI 101-150	RPI 150+				
3- 17	0- 1	0- 0	OVERALL	0- 3	0- 3	3- 10				
3- 10	0- 1	0- 0	HOME	0- 1	0- 3	3- 5				
0- 7	0- 0	0- 0	AWAY	0- 2	0- 0	0- 5				
0- 0	0- 0	0- 0	NEUTRAL	0- 0	0- 0	0- 0				
3- 9	0- 1	0- 0	NON-CONFERENCE	0- 1	0- 1	3- 6				
3- 6	0- 1	0- 0	HOME	0- 0	0- 1	3- 4				
0- 3	0- 0	0- 0	AWAY	0- 1	0- 0	0- 2				
0- 0	0- 0	0- 0	NEUTRAL	0- 0	0- 0	0- 0				
0- 8	0- 0	0- 0	CONFERENCE	0- 2	0- 2	0- 4				
0- 4	0- 0	0- 0	HOME	0- 1	0- 2	0- 1				
0- 4	0- 0	0- 0	AWAY	0- 1	0- 0	0- 3				
0- 0	0- 0	0- 0	NEUTRAL	0- 0	0- 0	0- 0				

RPI 1-25				RPI 26-50				RPI 51-100				RPI 101+ Team's RPI: 320			
RPI	S	Opponent	Score	RPI	S	Opponent	Score	RPI	S	Opponent	Score	RPI	S	Opponent	Score
25	H	Miami (FL)	43 94					61	A	Old Dominion	68 95	116	H	Western Ky.	82 94
								73	H	Middle Tenn.	43 49	128	H	South Alabama	77 84
								91	A	FGCU	58 100	147	H	UAB	59 83
												157	A	Charlotte	54 69
												163	H	Georgia St.	61 67
												181	A	Southern Miss.	57 71
												230	H	Jacksonville	62 73
												240	H	Marshall	58 86
												245	H	Howard	62 89
												255	H	Campbell	54 59
												262	A	Bethune-Cookman	57 68
												284	A	North Florida	53 62
												287	A	Fla. Atlantic	55 77
												321	H	Morgan St.	59 50
												349	H	Florida A&M	77 54
												350	H	Alcorn	75 40
LAST 12 Division I GAMES:															
181	A	Southern Miss.	57 71	128	H	South Alabama	77 84								
287	A	Fla. Atlantic	55 77	255	H	Campbell	54 59								
240	H	Marshall	58 86	147	H	UAB	59 83								
116	H	Western Ky.	82 94	73	H	Middle Tenn.	43 49								
61	A	Old Dominion	68 95	230	H	Jacksonville	62 73								
157	A	Charlotte	54 69	350	H	Alcorn	75 40								

Non-Div I Games: Palm Beach Atl. 63 66

FIU

Fairfield

Through Games Of Feb. 1, 2019

Average RPI Win:	308	WON-LOST	WINNING	LAST 10	STRENGTH OF	OPP. STRENGTH	TEAM	ADJ.	CONF.	ADJ CONF.
Average RPI Loss:	190	RECORD	PCT. RANK	GAMES	SCHEDULE	OF SCHEDULE	RPI	RPI	RPI	RPI
DIV. I ONLY	5- 15	295	0- 1	285	313	307	307	26	26	
DIV. I NON-CONF.	3- 8	267	0- 0	260	316	295	295	28	28	
TOTALS	RPI 1-25	RPI 26-50	W-L RECORDS	RPI 51-100	RPI 101-150	RPI 150+				
5- 15	0- 0	0- 1	OVERALL	0- 2	0- 1	5- 11				
2- 4	0- 0	0- 0	HOME	0- 1	0- 1	2- 2				
2- 8	0- 0	0- 0	AWAY	0- 1	0- 0	2- 7				
1- 3	0- 0	0- 1	NEUTRAL	0- 0	0- 0	1- 2				
3- 8	0- 0	0- 1	NON-CONFERENCE	0- 1	0- 1	3- 5				
1- 2	0- 0	0- 0	HOME	0- 1	0- 1	1- 0				
1- 3	0- 0	0- 0	AWAY	0- 0	0- 0	1- 3				
1- 3	0- 0	0- 1	NEUTRAL	0- 0	0- 0	1- 2				
2- 7	0- 0	0- 0	CONFERENCE	0- 1	0- 0	2- 6				
1- 2	0- 0	0- 0	HOME	0- 0	0- 0	1- 2				
1- 5	0- 0	0- 0	AWAY	0- 1	0- 0	1- 4				
0- 0	0- 0	0- 0	NEUTRAL	0- 0	0- 0	0- 0				

RPI	S	Opponent	Score	RPI	S	Opponent	Score	RPI	S	Opponent	Score	RPI	S	Opponent	Score	Team's RPI: 307
49	N	Bucknell	54 77	65	A	Quinnipiac	36 81	144	H	William & Mary	54 60	154	H	Marist	46 56	
				72	H	Northeastern	50 59	167	A	Xavier	35 48	197	A	Rider	59 62	
								198	N	Massachusetts	49 59	219	A	Dartmouth	46 59	
								221	A	Niagara	68 71	223	A	Brown	49 68	
								227	N	Furman	70 77	263	H	Siena	59 55	
								274	A	Richmond	58 40	276	A	Canisius	50 53	
								311	H	Saint Peter's	65 68	326	N	UIC	68 60	
								327	A	Iona	55 42	330	A	Manhattan	41 47	
								351	H	LIU Brooklyn	71 43					
LAST 12 Division I GAMES:																
327	A	Iona	55 42	330	A	Manhattan	41 47									
221	A	Niagara	68 71	263	H	Siena	59 55									
276	A	Canisius	50 53	65	A	Quinnipiac	36 81									
311	H	Saint Peter's	65 68	326	N	UIC	68 60									
154	H	Marist	46 56	227	N	Furman	70 77									
197	A	Rider	59 62	219	A	Dartmouth	46 59									

Non-Div I Games:

Fairfield

■ Loss,
 ■ Non-Conf,
 ■ S Site,
 ■ H Home
 ■ A Away
 N Neutral

Average RPI Win: 313				WON-LOST	WINNING	LAST 10	STRENGTH OF		OPP. STRENGTH	TEAM	ADJ.	CONF.	ADJ CONF.
Average RPI Loss: 253				RECORD	PCT. RANK	GAMES	SCHEDULE		OF SCHEDULE	RPI	RPI	RPI	RPI
DIV. I ONLY				4- 13	303	1- 0	343		349	342	342	31	31
DIV. I NON-CONF.				1- 8	322	0- 0	312		346	348	348	31	31
TOTALS		RPI 1-25		RPI 26-50		W-L RECORDS		RPI 51-100		RPI 101-150		RPI 150+	
4- 13		0- 0		0- 0		OVERALL		0- 0		0- 0		4- 13	
3- 4		0- 0		0- 0		HOME		0- 0		0- 0		3- 4	
1- 9		0- 0		0- 0		AWAY		0- 0		0- 0		1- 9	
0- 0		0- 0		0- 0		NEUTRAL		0- 0		0- 0		0- 0	
1- 8		0- 0		0- 0		NON-CONFERENCE		0- 0		0- 0		1- 8	
1- 2		0- 0		0- 0		HOME		0- 0		0- 0		1- 2	
0- 6		0- 0		0- 0		AWAY		0- 0		0- 0		0- 6	
0- 0		0- 0		0- 0		NEUTRAL		0- 0		0- 0		0- 0	
3- 5		0- 0		0- 0		CONFERENCE		0- 0		0- 0		3- 5	
2- 2		0- 0		0- 0		HOME		0- 0		0- 0		2- 2	
1- 3		0- 0		0- 0		AWAY		0- 0		0- 0		1- 3	
0- 0		0- 0		0- 0		NEUTRAL		0- 0		0- 0		0- 0	

RPI 1-25				RPI 26-50				RPI 51-100				RPI 101+				Team's RPI: 342	
RPI	S	Opponent	Score	RPI	S	Opponent	Score	RPI	S	Opponent	Score	RPI	S	Opponent	Score		
												166	A	Stony Brook	49	63	
												214	A	Colgate	52	71	
												216	A	Binghamton	54	73	
												220	H	Mt. St. Mary's	47	63	
												226	A	Robert Morris	49	71	
												238	A	Air Force	37	85	
												239	A	Saint Francis (PA)	64	75	
												245	H	Howard	58	79	
												272	H	St. Francis Brooklyn	53	64	
												290	A	Army West Point	40	62	
												292	H	Bryant	63	53	
												303	H	Central Conn. St.	74	67	
												305	H	NJIT	64	43	
												311	A	Saint Peter's	58	75	
												324	H	Lafayette	57	63	
												325	A	Wagner	59	71	
												351	A	LIU Brooklyn	69	52	
LAST 12 Division I GAMES:																	
220	H	Mt. St. Mary's	47	63	292	H	Bryant	63	53								
351	A	LIU Brooklyn	69	52	272	H	St. Francis Brooklyn	53	64								
325	A	Wagner	59	71	311	A	Saint Peter's	58	75								
303	H	Central Conn. St.	74	67	166	A	Stony Brook	49	63								
226	A	Robert Morris	49	71	290	A	Army West Point	40	62								
239	A	Saint Francis (PA)	64	75	214	A	Colgate	52	71								

Non-Div I Games:	Georgian Court	70	45	Rutgers-Newark	97	51
------------------	----------------	----	----	----------------	----	----

Fairleigh Dickinson

Loss, Non-Conf, S Site, H Home A Away N Neutral

Average RPI Win:	295	WON-LOST	WINNING	LAST 10	STRENGTH OF	OPP. STRENGTH	TEAM	ADJ.	CONF.	ADJ CONF.
Average RPI Loss:	155	RECORD	PCT. RANK	GAMES	SCHEDULE	OF SCHEDULE	RPI	RPI	RPI	RPI
DIV. I ONLY	4- 17	318	0- 1	105	280	287	287	15	15	
DIV. I NON-CONF.	3- 10	278	0- 1	152	323	289	289	18	18	
TOTALS	RPI 1-25	RPI 26-50	W-L RECORDS	RPI 51-100	RPI 101-150	RPI 150+				
4- 17	0- 1	0- 0	OVERALL	0- 3	0- 4	4- 9				
3- 10	0- 0	0- 0	HOME	0- 1	0- 2	3- 7				
1- 7	0- 1	0- 0	AWAY	0- 2	0- 2	1- 2				
0- 0	0- 0	0- 0	NEUTRAL	0- 0	0- 0	0- 0				
3- 10	0- 1	0- 0	NON-CONFERENCE	0- 1	0- 1	3- 7				
2- 6	0- 0	0- 0	HOME	0- 0	0- 0	2- 6				
1- 4	0- 1	0- 0	AWAY	0- 1	0- 1	1- 1				
0- 0	0- 0	0- 0	NEUTRAL	0- 0	0- 0	0- 0				
1- 7	0- 0	0- 0	CONFERENCE	0- 2	0- 3	1- 2				
1- 4	0- 0	0- 0	HOME	0- 1	0- 2	1- 1				
0- 3	0- 0	0- 0	AWAY	0- 1	0- 1	0- 1				
0- 0	0- 0	0- 0	NEUTRAL	0- 0	0- 0	0- 0				

RPI S	Opponent	Score	RPI S	Opponent	Score	RPI S	Opponent	Score	RPI S	Opponent	Score	Team's RPI: 287
22	A Michigan St.	74 89				61	A Old Dominion	53 87	112	A Tulane	45 88	
						73	H Middle Tenn.	55 74	116	H Western Ky.	50 81	
						77	A Little Rock	38 61	147	H UAB	64 89	
									148	A Louisiana Tech	55 86	
									157	A Charlotte	47 68	
									163	H Georgia St.	59 75	
									169	H Bradley	59 80	
									189	H Hampton	68 72	
									194	H Saint Louis	61 93	
									227	A Furman	57 73	
									240	H Marshall	67 72	
									258	H N.C. A&T	65 67	
									263	A Siena	70 66	
									274	H Richmond	69 55	
									281	H Western Mich.	59 69	
									320	H FIU	77 55	
									324	H Lafayette	53 49	
LAST 12 Division I GAMES:												
148	A Louisiana Tech	55 86	194	H Saint Louis	61 93							
320	H FIU	77 55	169	H Bradley	59 80							
116	H Western Ky.	50 81	73	H Middle Tenn.	55 74							
240	H Marshall	67 72	147	H UAB	64 89							
157	A Charlotte	47 68	258	H N.C. A&T	65 67							
61	A Old Dominion	53 87	22	A Michigan St.	74 89							

Non-Div I Games:

Fla. Atlantic

Florida

Through Games Of Feb. 1, 2019

Average RPI Win:	228	WON-LOST	WINNING	LAST 10	STRENGTH OF	OPP. STRENGTH	TEAM	ADJ.	CONF.	ADJ CONF.
Average RPI Loss:	92	RECORD	PCT. RANK	GAMES	SCHEDULE	OF SCHEDULE	RPI	RPI	RPI	RPI
DIV. I ONLY	5- 16	302	0- 1	41	94	211	211	5	5	
DIV. I NON-CONF.	4- 9	252	0- 1	116	214	252	252	5	5	
TOTALS	RPI 1-25	RPI 26-50	W-L RECORDS	RPI 51-100	RPI 101-150	RPI 150+				
5- 16	0- 3	1- 2	OVERALL	0- 6	0- 1	4- 4				
5- 6	0- 1	1- 0	HOME	0- 4	0- 0	4- 1				
0- 9	0- 2	0- 1	AWAY	0- 2	0- 1	0- 3				
0- 1	0- 0	0- 1	NEUTRAL	0- 0	0- 0	0- 0				
4- 9	0- 1	0- 2	NON-CONFERENCE	0- 3	0- 0	4- 3				
4- 3	0- 0	0- 0	HOME	0- 2	0- 0	4- 1				
0- 5	0- 1	0- 1	AWAY	0- 1	0- 0	0- 2				
0- 1	0- 0	0- 1	NEUTRAL	0- 0	0- 0	0- 0				
1- 7	0- 2	1- 0	CONFERENCE	0- 3	0- 1	0- 1				
1- 3	0- 1	1- 0	HOME	0- 2	0- 0	0- 0				
0- 4	0- 1	0- 0	AWAY	0- 1	0- 1	0- 1				
0- 0	0- 0	0- 0	NEUTRAL	0- 0	0- 0	0- 0				

RPI 1-25			RPI 26-50			RPI 51-100			RPI 101+			Team's RPI: 211
RPI	S	Opponent	Score	RPI	S	Opponent	Score	RPI	S	Opponent	Score	
8	H	Mississippi St.	42 90	27	N	Utah	58 74	53	H	Auburn	56 64	107 A Alabama 67 74
17	A	South Carolina	40 71	34	A	Indiana	64 83	58	A	Tennessee	50 67	156 H Texas Tech 72 67
21	A	Florida St.	56 63	35	H	Missouri	58 56	60	H	Arkansas	73 83	170 A Mercer 82 92
								72	H	Northeastern	66 79	205 A Ole Miss 66 76
								82	H	Northwestern	74 83	225 A UNLV 53 56
								93	A	Ohio St.	41 46	242 H Gardner-Webb 58 60
												262 H Bethune-Cookman 64 53
												336 H Charleston So. 70 60
												349 H Florida A&M 62 38
LAST 12 Division I GAMES:												
60	H	Arkansas	73 83	225	A	UNLV	53 56					
8	H	Mississippi St.	42 90	58	A	Tennessee	50 67					
205	A	Ole Miss	66 76	107	A	Alabama	67 74					
35	H	Missouri	58 56	336	H	Charleston So.	70 60					
17	A	South Carolina	40 71	27	N	Utah	58 74					
53	H	Auburn	56 64	93	A	Ohio St.	41 46					

Non-Div I Games:

Florida

Loss, Non-Conf, S Site, H Home A Away N Neutral

Average RPI Win:	202	WON-LOST	WINNING	LAST 10	STRENGTH OF	OPP. STRENGTH	TEAM	ADJ.	CONF.	ADJ CONF.
Average RPI Loss:	234	RECORD	PCT. RANK	GAMES	SCHEDULE	OF SCHEDULE	RPI	RPI	RPI	RPI
DIV. I ONLY	2- 16	333	0- 1	338	282	349	349	32	32	
DIV. I NON-CONF.	1- 10	330	0- 1	261	204	336	336	32	32	
TOTALS	RPI 1-25	RPI 26-50	W-L RECORDS	RPI 51-100	RPI 101-150	RPI 150+				
2- 16	0- 1	0- 0	OVERALL	1- 1	0- 1	1- 13				
2- 3	0- 0	0- 0	HOME	1- 0	0- 0	1- 3				
0- 10	0- 1	0- 0	AWAY	0- 1	0- 0	0- 8				
0- 3	0- 0	0- 0	NEUTRAL	0- 0	0- 1	0- 2				
1- 10	0- 1	0- 0	NON-CONFERENCE	1- 1	0- 1	0- 7				
1- 1	0- 0	0- 0	HOME	1- 0	0- 0	0- 1				
0- 6	0- 1	0- 0	AWAY	0- 1	0- 0	0- 4				
0- 3	0- 0	0- 0	NEUTRAL	0- 0	0- 1	0- 2				
1- 6	0- 0	0- 0	CONFERENCE	0- 0	0- 0	1- 6				
1- 2	0- 0	0- 0	HOME	0- 0	0- 0	1- 2				
0- 4	0- 0	0- 0	AWAY	0- 0	0- 0	0- 4				
0- 0	0- 0	0- 0	NEUTRAL	0- 0	0- 0	0- 0				

RPI 1-25				RPI 26-50				RPI 51-100				RPI 101+ Team's RPI: 349			
RPI	S	Opponent	Score	RPI	S	Opponent	Score	RPI	S	Opponent	Score	RPI	S	Opponent	Score
25	A	Miami (FL)	54 103					56	H	Miami (OH)	57 56	112	N	Tulane	34 78
								58	A	Tennessee	31 96	183	H	UMES	36 68
												211	A	Florida	38 62
												228	A	Stetson	44 69
												230	H	Jacksonville St.	31 62
												245	A	Howard	68 74
												271	A	Norfolk St.	58 60
												281	N	Western Mich.	50 69
												284	A	North Florida	53 64
												312	N	Omaha	50 57
												314	A	Coppin St.	53 73
												320	A	FIU	54 77
												321	A	Morgan St.	71 75
												343	H	Savannah St.	50 54
												347	H	Delaware St.	57 52
LAST 12 Division I GAMES:															
314	A	Coppin St.	53 73	312	N	Omaha	50 57								
347	H	Delaware St.	57 52	321	A	Morgan St.	71 75								
183	H	UMES	36 68	112	N	Tulane	34 78								
343	H	Savannah St.	50 54	25	A	Miami (FL)	54 103								
271	A	Norfolk St.	58 60	281	N	Western Mich.	50 69								
245	A	Howard	68 74	228	A	Stetson	44 69								

Non-Div I Games: Edward Waters 70 64

Florida A&M

■ Loss,
 ■ Non-Conf,
 ■ S Site,
 ■ H Home
 ■ A Away
 N Neutral

Average RPI Win:	132	WON-LOST	WINNING	LAST 10	STRENGTH OF	OPP. STRENGTH	TEAM	ADJ.	CONF.	ADJ CONF.
Average RPI Loss:	33	RECORD	PCT. RANK	GAMES	SCHEDULE	OF SCHEDULE	RPI	RPI	RPI	RPI
DIV. I ONLY	18- 3	12	1- 0	67	18	21	21	1	1	
DIV. I NON-CONF.	12- 1	11	1- 0	147	60	31	31	1	1	
TOTALS	RPI 1-25	RPI 26-50	W-L RECORDS	RPI 51-100	RPI 101-150	RPI 150+				
18- 3	2- 1	1- 1	OVERALL	6- 1	2- 0	7- 0				
9- 3	1- 1	0- 1	HOME	4- 1	0- 0	4- 0				
7- 0	0- 0	1- 0	AWAY	2- 0	2- 0	2- 0				
2- 0	1- 0	0- 0	NEUTRAL	0- 0	0- 0	1- 0				
12- 1	1- 0	0- 0	NON-CONFERENCE	3- 1	1- 0	7- 0				
7- 1	0- 0	0- 0	HOME	3- 1	0- 0	4- 0				
3- 0	0- 0	0- 0	AWAY	0- 0	1- 0	2- 0				
2- 0	1- 0	0- 0	NEUTRAL	0- 0	0- 0	1- 0				
6- 2	1- 1	1- 1	CONFERENCE	3- 0	1- 0	0- 0				
2- 2	1- 1	0- 1	HOME	1- 0	0- 0	0- 0				
4- 0	0- 0	1- 0	AWAY	2- 0	1- 0	0- 0				
0- 0	0- 0	0- 0	NEUTRAL	0- 0	0- 0	0- 0				

RPI S	Opponent	Score	RPI S	Opponent	Score	RPI S	Opponent	Score	RPI S	Opponent	Score
3	H Louisville	49 68	31	A North Carolina	64 63	55	H LSU	45 58	101	A Virginia	63 61
11	N Iowa	71 67	41	H Clemson	45 57	64	H Duke	66 62	127	A St. John's (NY)	57 53
25	H Miami (FL)	62 58				69	A Virginia Tech	56 54	163	H Georgia St.	79 43
						85	A Boston College	91 71	170	A Mercer	57 56
						94	H Creighton	71 52	190	A Milwaukee	87 62
						97	H Troy	103 67	211	H Florida	63 56
						100	H Penn St.	87 58	230	H Jacksonville	79 46
									284	H North Florida	74 53
									322	N Eastern Ky.	62 45
LAST 12 Division I GAMES:											
69	A Virginia Tech	56 54	11	N Iowa	71 67						
3	H Louisville	49 68	25	H Miami (FL)	62 58						
64	H Duke	66 62	101	A Virginia	63 61						
85	A Boston College	91 71	163	H Georgia St.	79 43						
41	H Clemson	45 57	190	A Milwaukee	87 62						
31	A North Carolina	64 63	94	H Creighton	71 52						

Non-Div I Games:

Florida St.

■ Loss,
 ■ Non-Conf, S Site,
 ■ Home
 ■ Away
 N Neutral

Average RPI Win:	212	WON-LOST	WINNING	LAST 10	STRENGTH OF	OPP. STRENGTH	TEAM	ADJ.	CONF.	ADJ CONF.
Average RPI Loss:	96	RECORD	PCT. RANK	GAMES	SCHEDULE	OF SCHEDULE	RPI	RPI	RPI	RPI
DIV. I ONLY	14- 8	101	1- 0	243	82	142	142	17	17	
DIV. I NON-CONF.	9- 5	105	1- 0	224	41	128	128	16	16	
TOTALS	RPI 1-25	RPI 26-50	W-L RECORDS	RPI 51-100	RPI 101-150	RPI 150+				
14- 8	0- 0	0- 1	OVERALL	2- 3	1- 4	11- 0				
7- 3	0- 0	0- 0	HOME	2- 1	0- 2	5- 0				
5- 4	0- 0	0- 0	AWAY	0- 2	0- 2	5- 0				
2- 1	0- 0	0- 1	NEUTRAL	0- 0	1- 0	1- 0				
9- 5	0- 0	0- 1	NON-CONFERENCE	2- 3	1- 1	6- 0				
6- 1	0- 0	0- 0	HOME	2- 1	0- 0	4- 0				
1- 3	0- 0	0- 0	AWAY	0- 2	0- 1	1- 0				
2- 1	0- 0	0- 1	NEUTRAL	0- 0	1- 0	1- 0				
5- 3	0- 0	0- 0	CONFERENCE	0- 0	0- 3	5- 0				
1- 2	0- 0	0- 0	HOME	0- 0	0- 2	1- 0				
4- 1	0- 0	0- 0	AWAY	0- 0	0- 1	4- 0				
0- 0	0- 0	0- 0	NEUTRAL	0- 0	0- 0	0- 0				

RPI 1-25				RPI 26-50				RPI 51-100				RPI 101+				Team's RPI: 142	
RPI	S	Opponent	Score	RPI	S	Opponent	Score	RPI	S	Opponent	Score	RPI	S	Opponent	Score		
				28	N	Texas	54 72	70	H	Maine	72 64	111	A	Dayton	50 72		
								72	A	Northeastern	54 58	115	A	Pittsburgh	62 65		
								73	H	Middle Tenn.	61 49	123	H	Davidson	56 60		
								98	A	Georgetown	38 58	124	H	VCU	44 47		
								100	H	Penn St.	55 72	125	N	Washington	65 57		
												157	H	Charlotte	71 64		
												164	N	Ball St.	78 70		
												180	A	George Washington	50 38		
												194	A	Saint Louis	56 53		
												199	A	Rhode Island	56 38		
												260	H	Columbia	68 49		
												274	H	Richmond	60 48		
												288	A	La Salle	65 54		
												325	H	Wagner	80 59		
												327	A	Iona	57 40		
												330	H	Manhattan	65 61		
LAST 12 Division I GAMES:																	
				125	N	Washington	65 57	73	H	Middle Tenn.	61 49						
				288	A	La Salle	65 54	28	N	Texas	54 72						
				123	H	Davidson	56 60	194	A	Saint Louis	56 53						
				199	A	Rhode Island	56 38	274	H	Richmond	60 48						
				111	A	Dayton	50 72	180	A	George Washington	50 38						
				124	H	VCU	44 47	70	H	Maine	72 64						

Non-Div I Games:

Fordham

■ Loss,
 ■ Non-Conf,
 ■ S Site,
 ■ H Home
 ■ A Away
 N Neutral

Average RPI Win:	218	WON-LOST	WINNING	LAST 10	STRENGTH OF	OPP. STRENGTH	TEAM	ADJ.	CONF.	ADJ CONF.
Average RPI Loss:	77	RECORD	PCT. RANK	GAMES	SCHEDULE	OF SCHEDULE	RPI	RPI	RPI	RPI
DIV. I ONLY	11- 6	98	0- 1	237	84	131	131	14	14	
DIV. I NON-CONF.	5- 4	139	0- 0	211	44	126	126	13	13	
TOTALS	RPI 1-25	RPI 26-50	W-L RECORDS	RPI 51-100	RPI 101-150	RPI 150+				
11- 6	0- 1	0- 3	OVERALL	0- 1	2- 0	9- 1				
7- 2	0- 0	0- 1	HOME	0- 1	2- 0	5- 0				
4- 4	0- 1	0- 2	AWAY	0- 0	0- 0	4- 1				
0- 0	0- 0	0- 0	NEUTRAL	0- 0	0- 0	0- 0				
5- 4	0- 1	0- 2	NON-CONFERENCE	0- 0	2- 0	3- 1				
4- 0	0- 0	0- 0	HOME	0- 0	2- 0	2- 0				
1- 4	0- 1	0- 2	AWAY	0- 0	0- 0	1- 1				
0- 0	0- 0	0- 0	NEUTRAL	0- 0	0- 0	0- 0				
6- 2	0- 0	0- 1	CONFERENCE	0- 1	0- 0	6- 0				
3- 2	0- 0	0- 1	HOME	0- 1	0- 0	3- 0				
3- 0	0- 0	0- 0	AWAY	0- 0	0- 0	3- 0				
0- 0	0- 0	0- 0	NEUTRAL	0- 0	0- 0	0- 0				

RPI 1-25				RPI 26-50				RPI 51-100				RPI 101+ Team's RPI: 131			
RPI	S	Opponent	Score	RPI	S	Opponent	Score	RPI	S	Opponent	Score	RPI	S	Opponent	Score
16	A	Arizona St.	52 68	43	A	UCLA	80 89	57	H	Boise St.	60 72	113	H	UT Arlington	70 61
				46	H	Wyoming	56 63					149	H	Santa Clara	80 53
				50	A	Southern California	61 62					184	H	Utah St.	70 59
												190	H	Milwaukee	65 48
												203	A	Eastern Wash.	68 58
												213	A	Colorado St.	66 55
												213	H	Colorado St.	57 54
												244	A	San Diego St.	87 81
												252	A	Northern Ariz.	73 86
												256	A	Nevada	79 63
												316	H	San Jose St.	77 48
												317	H	Cal Poly	76 58
LAST 12 Division I GAMES:															
244	A	San Diego St.	87 81	46	H	Wyoming	56 63	213	H	Colorado St.	57 54				
57	H	Boise St.	60 72	16	A	Arizona St.	52 68	43	A	UCLA	80 89				
256	A	Nevada	79 63	149	H	Santa Clara	80 53	203	A	Eastern Wash.	68 58				
184	H	Utah St.	70 59												
213	A	Colorado St.	66 55												
316	H	San Jose St.	77 48												

Non-Div I Games: Stanislaus St. 86 51 Fresno Pacific 90 51

Fresno St.

■ Loss,
 ■ Non-Conf, S Site,
 ■ Home
 ■ Away
 N Neutral

Average RPI Win:	289	WON-LOST	WINNING	LAST 10	STRENGTH OF	OPP. STRENGTH	TEAM	ADJ.	CONF.	ADJ CONF.
Average RPI Loss:	138	RECORD	PCT. RANK	GAMES	SCHEDULE	OF SCHEDULE	RPI	RPI	RPI	RPI
DIV. I ONLY	11- 8	124	1- 0	330	191	227	227	25	25	
DIV. I NON-CONF.	7- 6	153	0- 0	276	209	209	209	25	25	
TOTALS	RPI 1-25	RPI 26-50	W-L RECORDS	RPI 51-100	RPI 101-150	RPI 150+				
11- 8	0- 2	0- 0	OVERALL	0- 1	0- 2	11- 3				
9- 1	0- 0	0- 0	HOME	0- 1	0- 0	9- 0				
1- 6	0- 2	0- 0	AWAY	0- 0	0- 2	1- 2				
1- 1	0- 0	0- 0	NEUTRAL	0- 0	0- 0	1- 1				
7- 6	0- 2	0- 0	NON-CONFERENCE	0- 1	0- 1	7- 2				
5- 1	0- 0	0- 0	HOME	0- 1	0- 0	5- 0				
1- 4	0- 2	0- 0	AWAY	0- 0	0- 1	1- 1				
1- 1	0- 0	0- 0	NEUTRAL	0- 0	0- 0	1- 1				
4- 2	0- 0	0- 0	CONFERENCE	0- 0	0- 1	4- 1				
4- 0	0- 0	0- 0	HOME	0- 0	0- 0	4- 0				
0- 2	0- 0	0- 0	AWAY	0- 0	0- 1	0- 1				
0- 0	0- 0	0- 0	NEUTRAL	0- 0	0- 0	0- 0				

RPI S	Opponent	Score	RPI S	Opponent	Score	RPI S	Opponent	Score	RPI S	Opponent	Score	Team's RPI: 227
8	A Mississippi St.	41 106				73	H Middle Tenn.	71 78	106	A Georgia	38 61	
17	A South Carolina	53 66							126	A Chattanooga	53 73	
									188	H UNC Asheville	58 47	
									230	N Western Ill.	78 85	
									242	H Gardner-Webb	70 57	
									248	A ETSU	70 75	
									249	H Samford	57 36	
									285	H Wofford	63 50	
									287	H Fla. Atlantic	73 57	
									294	A Kennesaw St.	63 74	
									295	A Col. of Charleston	70 67	
									307	N Fairfield	77 70	
									323	H UNC Greensboro	64 61	
									329	H Presbyterian	76 68	
									334	H Western Caro.	65 55	
									340	H USC Upstate	78 67	
LAST 12 Division I GAMES:												
126	A Chattanooga	53 73	249	H Samford	57 36							
248	A ETSU	70 75	285	H Wofford	63 50							
334	H Western Caro.	65 55	230	N Western Ill.	78 85							
323	H UNC Greensboro	64 61	307	N Fairfield	77 70							
329	H Presbyterian	76 68	287	H Fla. Atlantic	73 57							
17	A South Carolina	53 66	242	H Gardner-Webb	70 57							

Non-Div I Games: Coker

71 42

North Greenville

74

78

Furman

Loss,
Non-Conf,
S Site,
H Home
A Away
N Neutral

Average RPI Win: 278				Through Games of Feb. 17, 1919													
WON-LOST		WINNING		LAST 10		STRENGTH OF		OPP. STRENGTH		TEAM		ADJ.		CONF.		ADJ CONF.	
RECORD		PCT. RANK		GAMES		SCHEDULE		OF SCHEDULE		RPI		RPI		RPI		RPI	
DIV. I ONLY		5- 13		284		1- 0		164		342		265		265		13	
DIV. I NON-CONF.		4- 6		212		0- 0		243		348		249		249		15	
TOTALS		RPI 1-25		RPI 26-50		W-L RECORDS		RPI 51-100		RPI 101-150		RPI 150+					
5- 13		0- 0		0- 0		OVERALL		0- 2		0- 4		5- 7					
2- 6		0- 0		0- 0		HOME		0- 1		0- 2		2- 3					
3- 7		0- 0		0- 0		AWAY		0- 1		0- 2		3- 4					
0- 0		0- 0		0- 0		NEUTRAL		0- 0		0- 0		0- 0					
4- 6		0- 0		0- 0		NON-CONFERENCE		0- 1		0- 1		4- 4					
2- 2		0- 0		0- 0		HOME		0- 0		0- 0		2- 2					
2- 4		0- 0		0- 0		AWAY		0- 1		0- 1		2- 2					
0- 0		0- 0		0- 0		NEUTRAL		0- 0		0- 0		0- 0					
1- 7		0- 0		0- 0		CONFERENCE		0- 1		0- 3		1- 3					
0- 4		0- 0		0- 0		HOME		0- 1		0- 2		0- 1					
1- 3		0- 0		0- 0		AWAY		0- 0		0- 1		1- 2					
0- 0		0- 0		0- 0		NEUTRAL		0- 0		0- 0		0- 0					

RPI 1-25				RPI 26-50				RPI 51-100				RPI 101+ Team's RPI: 265			
RPI	S	Opponent	Score	RPI	S	Opponent	Score	RPI	S	Opponent	Score	RPI	S	Opponent	Score
								69	A	Virginia Tech	49 78	106	A	Georgia	38 81
								97	H	Troy	81 97	113	A	UT Arlington	48 81
												113	H	UT Arlington	53 74
												128	H	South Alabama	53 69
												166	A	Stony Brook	43 72
												170	H	Mercer	72 79
												177	A	Texas St.	65 55
												177	H	Texas St.	52 64
												236	A	Louisiana	48 59
												262	H	Bethune-Cookman	77 76
												277	H	Winthrop	64 55
												285	H	Wofford	65 81
												294	A	Kennesaw St.	59 78
												308	A	La.-Monroe	57 58
												329	A	Presbyterian	69 68
												343	A	Savannah St.	82 71
LAST 12 Division I GAMES:															
				128	H	South Alabama	53 69					177	A	Texas St.	65 55
				97	H	Troy	81 97					113	A	UT Arlington	48 81
				236	A	Louisiana	48 59					106	A	Georgia	38 81
				308	A	La.-Monroe	57 58					277	H	Winthrop	64 55
				113	H	UT Arlington	53 74					329	A	Presbyterian	69 68
				177	H	Texas St.	52 64					294	A	Kennesaw St.	59 78

Non-Div I Games:	Coastal Ga.	68	46
------------------	-------------	----	----

Ga. Southern

■ Loss, ■ Non-Conf, S Site, H Home A Away N Neutral

Average RPI Win:	265	WON-LOST	WINNING	LAST 10	STRENGTH OF	OPP. STRENGTH	TEAM	ADJ.	CONF.	ADJ CONF.
Average RPI Loss:	192	RECORD	PCT. RANK	GAMES	SCHEDULE	OF SCHEDULE	RPI	RPI	RPI	RPI
DIV. I ONLY	8- 9	195	1- 0	271	331	242	242	28	28	
DIV. I NON-CONF.	3- 6	241	0- 0	237	283	247	247	29	29	
TOTALS	RPI 1-25	RPI 26-50	W-L RECORDS	RPI 51-100	RPI 101-150	RPI 150+				
8- 9	0- 0	0- 0	OVERALL	0- 0	1- 3	7- 6				
4- 4	0- 0	0- 0	HOME	0- 0	1- 2	3- 2				
4- 5	0- 0	0- 0	AWAY	0- 0	0- 1	4- 4				
0- 0	0- 0	0- 0	NEUTRAL	0- 0	0- 0	0- 0				
3- 6	0- 0	0- 0	NON-CONFERENCE	0- 0	1- 2	2- 4				
1- 2	0- 0	0- 0	HOME	0- 0	1- 1	0- 1				
2- 4	0- 0	0- 0	AWAY	0- 0	0- 1	2- 3				
0- 0	0- 0	0- 0	NEUTRAL	0- 0	0- 0	0- 0				
5- 3	0- 0	0- 0	CONFERENCE	0- 0	0- 1	5- 2				
3- 2	0- 0	0- 0	HOME	0- 0	0- 1	3- 1				
2- 1	0- 0	0- 0	AWAY	0- 0	0- 0	2- 1				
0- 0	0- 0	0- 0	NEUTRAL	0- 0	0- 0	0- 0				

RPI 1-25			RPI 26-50			RPI 51-100			RPI 101+ Team's RPI: 242		
RPI	S	Opponent	Score	RPI	S	Opponent	Score	RPI	S	Opponent	Score
								102	A	Drexel	48 65
								122	H	Morehead St.	69 84
								123	H	Davidson	54 49
								130	H	High Point	61 78
								172	A	Delaware	45 69
								188	H	UNC Asheville	69 59
								189	A	Hampton	80 82
								211	A	Florida	60 58
								220	H	Mt. St. Mary's	62 69
								227	A	Furman	57 70
								255	A	Campbell	52 38
								277	H	Winthrop	62 64
								285	A	Wofford	53 59
								329	A	Presbyterian	66 58
								334	A	Western Caro.	62 52
								336	H	Charleston So.	75 65
								340	H	USC Upstate	92 72
LAST 12 Division I GAMES:											
340	H	USC Upstate	92 72	336	H	Charleston So.	75 65				
277	H	Winthrop	62 64	189	A	Hampton	80 82				
329	A	Presbyterian	66 58	334	A	Western Caro.	62 52				
130	H	High Point	61 78	172	A	Delaware	45 69				
188	H	UNC Asheville	69 59	102	A	Drexel	48 65				
255	A	Campbell	52 38	227	A	Furman	57 70				

Non-Div I Games: Converse 79 51 Warren Wilson 100 37 Pfeiffer 82 46

Gardner-Webb

Loss, Non-Conf, S Site, H Home A Away N Neutral

George Mason

Through Games Of Feb. 1, 2019

Average RPI Win:	228	WON-LOST	WINNING	LAST 10	STRENGTH OF	OPP. STRENGTH	TEAM	ADJ.	CONF.	ADJ CONF.
Average RPI Loss:	149	RECORD	PCT. RANK	GAMES	SCHEDULE	OF SCHEDULE	RPI	RPI	RPI	RPI
DIV. I ONLY	11- 9	139	0- 1	309	136	193	193	17	17	
DIV. I NON-CONF.	8- 5	120	0- 0	304	143	188	188	16	16	
TOTALS	RPI 1-25	RPI 26-50	W-L RECORDS	RPI 51-100	RPI 101-150	RPI 150+				
11- 9	0- 0	0- 0	OVERALL	0- 2	0- 3	11- 4				
6- 3	0- 0	0- 0	HOME	0- 1	0- 0	6- 2				
5- 6	0- 0	0- 0	AWAY	0- 1	0- 3	5- 2				
0- 0	0- 0	0- 0	NEUTRAL	0- 0	0- 0	0- 0				
8- 5	0- 0	0- 0	NON-CONFERENCE	0- 2	0- 2	8- 1				
5- 1	0- 0	0- 0	HOME	0- 1	0- 0	5- 0				
3- 4	0- 0	0- 0	AWAY	0- 1	0- 2	3- 1				
0- 0	0- 0	0- 0	NEUTRAL	0- 0	0- 0	0- 0				
3- 4	0- 0	0- 0	CONFERENCE	0- 0	0- 1	3- 3				
1- 2	0- 0	0- 0	HOME	0- 0	0- 0	1- 2				
2- 2	0- 0	0- 0	AWAY	0- 0	0- 1	2- 1				
0- 0	0- 0	0- 0	NEUTRAL	0- 0	0- 0	0- 0				

RPI 1-25			RPI 26-50			RPI 51-100			RPI 101+			Team's RPI: 193
RPI	S	Opponent	Score	RPI	S	Opponent	Score	RPI	S	Opponent	Score	
						88 A Kansas	56 77	109 A American		71 86		
						92 H Houston	56 66	123 A Davidson		59 67		
								125 A Washington		52 81		
								155 H Duquesne		57 60		
								172 H Delaware		72 46		
								180 A George Washington		64 60		
								183 H UMES		70 49		
								194 A Saint Louis		53 60		
								198 A Massachusetts		70 52		
								199 H Rhode Island		75 69		
								204 A UMKC		91 84		
								208 H St. Bonaventure		57 68		
								214 H Colgate		64 61		
								238 A Air Force		78 71		
								245 A Howard		59 73		
								295 H Col. of Charleston		66 52		
								298 H Loyola Maryland		70 38		
								322 A Eastern Ky.		91 75		
LAST 12 Division I GAMES:												
180 A		George Washington	64 60	194 A		Saint Louis	53 60					
198 A		Massachusetts	70 52	199 H		Rhode Island	75 69					
155 H		Duquesne	57 60	183 H		UMES	70 49					
208 H		St. Bonaventure	57 68	92 H		Houston	56 66					
123 A		Davidson	59 67	322 A		Eastern Ky.	91 75					
295 H		Col. of Charleston	66 52	172 H		Delaware	72 46					

Non-Div I Games:

George Mason

■ Loss,
 ■ Non-Conf,
 ■ S Site,
 ■ H Home
 ■ A Away
 N Neutral

Average RPI Win: 163	WON-LOST	WINNING	LAST 10	STRENGTH OF	OPP. STRENGTH	TEAM	ADJ.	CONF.	ADJ CONF.
Average RPI Loss: 128	RECORD	PCT. RANK	GAMES	SCHEDULE	OF SCHEDULE	RPI	RPI	RPI	RPI
DIV. I ONLY	8- 13	235	0- 1	74	133	180	180	17	17
DIV. I NON-CONF.	3- 10	278	0- 0	44	91	225	225	16	16
TOTALS	RPI 1-25	RPI 26-50	W-L RECORDS	RPI 51-100	RPI 101-150	RPI 150+			
8- 13	0- 2	0- 3	OVERALL	1- 0	3- 3	4- 5			
5- 7	0- 1	0- 1	HOME	1- 0	3- 2	1- 3			
3- 4	0- 0	0- 1	AWAY	0- 0	0- 1	3- 2			
0- 2	0- 1	0- 1	NEUTRAL	0- 0	0- 0	0- 0			
3- 10	0- 2	0- 3	NON-CONFERENCE	1- 0	1- 1	1- 4			
3- 4	0- 1	0- 1	HOME	1- 0	1- 0	1- 2			
0- 4	0- 0	0- 1	AWAY	0- 0	0- 1	0- 2			
0- 2	0- 1	0- 1	NEUTRAL	0- 0	0- 0	0- 0			
5- 3	0- 0	0- 0	CONFERENCE	0- 0	2- 2	3- 1			
2- 3	0- 0	0- 0	HOME	0- 0	2- 2	0- 1			
3- 0	0- 0	0- 0	AWAY	0- 0	0- 0	3- 0			
0- 0	0- 0	0- 0	NEUTRAL	0- 0	0- 0	0- 0			

RPI 1-25				RPI 26-50				RPI 51-100				RPI 101+ Team's RPI: 180			
RPI	S	Opponent	Score	RPI	S	Opponent	Score	RPI	S	Opponent	Score	RPI	S	Opponent	Score
6	N	NC State	61 69	39	H	Villanova	45 60	86	H	Princeton	64 49	111	H	Dayton	46 45
18	H	Maryland	30 69	42	N	Georgia Tech	55 70					121	H	Towson	76 63
				45	A	James Madison	37 50					123	H	Davidson	42 62
												124	H	VCU	57 48
												142	H	Fordham	38 50
												144	A	William & Mary	59 73
												155	A	Duquesne	55 54
												165	A	South Fla.	30 63
												170	H	Mercer	53 61
												193	H	George Mason	60 64
												199	A	Rhode Island	64 59
												218	H	Memphis	51 38
												250	H	Monmouth	51 55
												288	A	La Salle	67 59
												327	A	Iona	43 52
LAST 12 Division I GAMES:															
124	H	VCU	57 48	123	H	Davidson	42 62								
193	H	George Mason	60 64	155	A	Duquesne	55 54								
288	A	La Salle	67 59	218	H	Memphis	51 38								
111	H	Dayton	46 45	144	A	William & Mary	59 73								
199	A	Rhode Island	64 59	170	H	Mercer	53 61								
142	H	Fordham	38 50	165	A	South Fla.	30 63								

Non-Div I Games:

George Washington

■ Loss,
 ■ Non-Conf, S Site,
 ■ Home
 ■ Away
 N Neutral

Georgetown

Through Games Of Feb. 1, 2019

Average RPI Win:	160	WON-LOST	WINNING	LAST 10	STRENGTH OF	OPP. STRENGTH	TEAM	ADJ.	CONF.	ADJ CONF.
Average RPI Loss:	57	RECORD	PCT. RANK	GAMES	SCHEDULE	OF SCHEDULE	RPI	RPI	RPI	RPI
DIV. I ONLY	10- 11	184	1- 0	24	54	98	98	6	6	
DIV. I NON-CONF.	6- 5	143	0- 0	27	78	78	78	4	4	
TOTALS	RPI 1-25	RPI 26-50	W-L RECORDS	RPI 51-100	RPI 101-150	RPI 150+				
10- 11	0- 3	1- 4	OVERALL	2- 1	2- 3	5- 0				
7- 5	0- 2	1- 2	HOME	1- 0	2- 1	3- 0				
3- 4	0- 0	0- 1	AWAY	1- 1	0- 2	2- 0				
0- 2	0- 1	0- 1	NEUTRAL	0- 0	0- 0	0- 0				
6- 5	0- 2	0- 2	NON-CONFERENCE	0- 0	2- 1	4- 0				
4- 2	0- 1	0- 0	HOME	0- 0	2- 1	2- 0				
2- 1	0- 0	0- 1	AWAY	0- 0	0- 0	2- 0				
0- 2	0- 1	0- 1	NEUTRAL	0- 0	0- 0	0- 0				
4- 6	0- 1	1- 2	CONFERENCE	2- 1	0- 2	1- 0				
3- 3	0- 1	1- 2	HOME	1- 0	0- 0	1- 0				
1- 3	0- 0	0- 0	AWAY	1- 1	0- 2	0- 0				
0- 0	0- 0	0- 0	NEUTRAL	0- 0	0- 0	0- 0				

RPI 1-25				RPI 26-50				RPI 51-100				RPI 101+			
RPI	S	Opponent	Score	RPI	S	Opponent	Score	RPI	S	Opponent	Score	RPI	S	Opponent	Score
2	N	Baylor	46 67	26	N	Buffalo	64 73	90	A	Providence	68 52	115	H	Pittsburgh	70 41
6	H	NC State	65 76	36	H	DePaul	64 69	94	A	Creighton	38 65	118	A	Seton Hall	63 76
10	H	Marquette	62 72	37	H	Butler	50 59	94	H	Creighton	62 53	124	H	VCU	45 47
				39	H	Villanova	68 63					127	A	St. John's (NY)	51 59
				45	A	James Madison	57 69					142	H	Fordham	58 38
												167	H	Xavier	68 61
												183	H	UMES	74 55
												197	A	Rider	79 49
												274	A	Richmond	73 53
												298	H	Loyola Maryland	45 30
LAST 12 Division I GAMES:															
127	A	St. John's (NY)	51 59	94	H	Creighton	62 53								
39	H	Villanova	68 63	118	A	Seton Hall	63 76								
10	H	Marquette	62 72	37	H	Butler	50 59								
36	H	DePaul	64 69	167	H	Xavier	68 61								
94	A	Creighton	38 65	197	A	Rider	79 49								
90	A	Providence	68 52	6	H	NC State	65 76								

Non-Div I Games:

Georgetown

■ Loss,
■ Non-Conf,
■ S Site,
■ H Home
■ A Away
N Neutral

Average RPI Win:	216	WON-LOST	WINNING	LAST 10	STRENGTH OF	OPP. STRENGTH	TEAM	ADJ.	CONF.	ADJ CONF.
Average RPI Loss:	39	RECORD	PCT. RANK	GAMES	SCHEDULE	OF SCHEDULE	RPI	RPI	RPI	RPI
DIV. I ONLY	13- 8	109	1- 0	99	88	106	106	5	5	
DIV. I NON-CONF.	9- 4	85	0- 0	259	225	152	152	5	5	
TOTALS	RPI 1-25	RPI 26-50	W-L RECORDS	RPI 51-100	RPI 101-150	RPI 150+				
13- 8	0- 3	0- 4	OVERALL	3- 0	0- 1	10- 0				
10- 2	0- 1	0- 0	HOME	2- 0	0- 1	8- 0				
2- 5	0- 1	0- 4	AWAY	1- 0	0- 0	1- 0				
1- 1	0- 1	0- 0	NEUTRAL	0- 0	0- 0	1- 0				
9- 4	0- 1	0- 3	NON-CONFERENCE	0- 0	0- 0	9- 0				
8- 0	0- 0	0- 0	HOME	0- 0	0- 0	8- 0				
0- 3	0- 0	0- 3	AWAY	0- 0	0- 0	0- 0				
1- 1	0- 1	0- 0	NEUTRAL	0- 0	0- 0	1- 0				
4- 4	0- 2	0- 1	CONFERENCE	3- 0	0- 1	1- 0				
2- 2	0- 1	0- 0	HOME	2- 0	0- 1	0- 0				
2- 2	0- 1	0- 1	AWAY	1- 0	0- 0	1- 0				
0- 0	0- 0	0- 0	NEUTRAL	0- 0	0- 0	0- 0				

RPI 1-25				RPI 26-50				RPI 51-100				RPI 101+ Team's RPI: 106			
RPI	S	Opponent	Score	RPI	S	Opponent	Score	RPI	S	Opponent	Score	RPI	S	Opponent	Score
8	A	Mississippi St.	71 80	35	A	Missouri	35 61	55	H	LSU	63 50	107	H	Alabama	53 58
18	N	Maryland	51 58	39	A	Villanova	56 62	58	H	Tennessee	66 62	168	A	Vanderbilt	71 64
20	H	Texas A&M	66 76	42	A	Georgia Tech	53 63	60	A	Arkansas	80 72	170	H	Mercer	67 60
				43	A	UCLA	69 80					208	H	St. Bonaventure	67 40
												227	H	Furman	61 38
												265	H	Ga. Southern	81 38
												277	H	Winthrop	85 39
												321	N	Morgan St.	60 33
												329	H	Presbyterian	83 59
												332	H	Lipscomb	77 45
												336	H	Charleston So.	83 75
LAST 12 Division I GAMES:															
20	H	Texas A&M	66 76	60	A	Arkansas	80 72								
35	A	Missouri	35 61	107	H	Alabama	53 58								
58	H	Tennessee	66 62	329	H	Presbyterian	83 59								
8	A	Mississippi St.	71 80	265	H	Ga. Southern	81 38								
168	A	Vanderbilt	71 64	332	H	Lipscomb	77 45								
55	H	LSU	63 50	39	A	Villanova	56 62								

Non-Div I Games:

Georgia

■ Loss,
 ■ Non-Conf, S Site,
 ■ Home
 ■ Away
 N Neutral

Average RPI Win:	253	WON-LOST	WINNING	LAST 10	STRENGTH OF	OPP. STRENGTH	TEAM	ADJ.	CONF.	ADJ CONF.
Average RPI Loss:	119	RECORD	PCT. RANK	GAMES	SCHEDULE	OF SCHEDULE	RPI	RPI	RPI	RPI
DIV. I ONLY	10- 9	152	0- 1	145	271	163	163	13	13	
DIV. I NON-CONF.	6- 5	143	0- 0	248	266	187	187	15	15	
TOTALS	RPI 1-25	RPI 26-50	W-L RECORDS	RPI 51-100	RPI 101-150	RPI 150+				
10- 9	0- 1	0- 2	OVERALL	1- 1	1- 2	8- 3				
6- 3	0- 0	0- 1	HOME	1- 0	1- 1	4- 1				
4- 6	0- 1	0- 1	AWAY	0- 1	0- 1	4- 2				
0- 0	0- 0	0- 0	NEUTRAL	0- 0	0- 0	0- 0				
6- 5	0- 1	0- 2	NON-CONFERENCE	0- 1	0- 0	6- 1				
4- 1	0- 0	0- 1	HOME	0- 0	0- 0	4- 0				
2- 4	0- 1	0- 1	AWAY	0- 1	0- 0	2- 1				
0- 0	0- 0	0- 0	NEUTRAL	0- 0	0- 0	0- 0				
4- 4	0- 0	0- 0	CONFERENCE	1- 0	1- 2	2- 2				
2- 2	0- 0	0- 0	HOME	1- 0	1- 1	0- 1				
2- 2	0- 0	0- 0	AWAY	0- 0	0- 1	2- 1				
0- 0	0- 0	0- 0	NEUTRAL	0- 0	0- 0	0- 0				

RPI 1-25				RPI 26-50				RPI 51-100				RPI 101+ Team's RPI: 163			
RPI	S	Opponent	Score	RPI	S	Opponent	Score	RPI	S	Opponent	Score	RPI	S	Opponent	Score
21	A	Florida St.	43 79	42	H	Georgia Tech	71 78	73	A	Middle Tenn.	54 69	113	A	UT Arlington	45 69
				48	A	Rice	49 66	97	H	Troy	84 80	113	H	UT Arlington	50 48
												128	H	South Alabama	59 68
												177	A	Texas St.	57 34
												177	H	Texas St.	60 69
												230	A	Jacksonville St.	56 61
												236	A	Louisiana	54 57
												262	H	Bethune-Cookman	62 57
												287	A	Fla. Atlantic	75 59
												294	H	Kennesaw St.	79 73
												308	A	La.-Monroe	56 41
												320	A	FIU	67 61
												323	H	UNC Greensboro	70 63
												346	H	N.C. Central	65 54
LAST 12 Division I GAMES:															
97	H	Troy	84 80	113	A	UT Arlington	45 69								
128	H	South Alabama	59 68	177	A	Texas St.	57 34								
308	A	La.-Monroe	56 41	21	A	Florida St.	43 79								
236	A	Louisiana	54 57	262	H	Bethune-Cookman	62 57								
177	H	Texas St.	60 69	346	H	N.C. Central	65 54								
113	H	UT Arlington	50 48	230	A	Jacksonville St.	56 61								

Non-Div I Games:

Georgia St.

■ Loss,
 ■ Non-Conf, S Site,
 ■ Home
 ■ Away
 N Neutral

Average RPI Win:	163	WON-LOST	WINNING	LAST 10	STRENGTH OF	OPP. STRENGTH	TEAM	ADJ.	CONF.	ADJ CONF.
Average RPI Loss:	38	RECORD	PCT. RANK	GAMES	SCHEDULE	OF SCHEDULE	RPI	RPI	RPI	RPI
DIV. I ONLY	13- 8	109	0- 1	35	20	42	42	1	1	
DIV. I NON-CONF.	10- 3	59	0- 0	167	114	59	59	1	1	
TOTALS	RPI 1-25	RPI 26-50	W-L RECORDS	RPI 51-100	RPI 101-150	RPI 150+				
13- 8	1- 4	0- 2	OVERALL	3- 1	3- 1	6- 0				
8- 2	1- 2	0- 0	HOME	1- 0	2- 0	4- 0				
2- 5	0- 2	0- 2	AWAY	1- 1	0- 0	1- 0				
3- 1	0- 0	0- 0	NEUTRAL	1- 0	1- 1	1- 0				
10- 3	0- 1	0- 0	NON-CONFERENCE	1- 1	3- 1	6- 0				
6- 0	0- 0	0- 0	HOME	0- 0	2- 0	4- 0				
1- 2	0- 1	0- 0	AWAY	0- 1	0- 0	1- 0				
3- 1	0- 0	0- 0	NEUTRAL	1- 0	1- 1	1- 0				
3- 5	1- 3	0- 2	CONFERENCE	2- 0	0- 0	0- 0				
2- 2	1- 2	0- 0	HOME	1- 0	0- 0	0- 0				
1- 3	0- 1	0- 2	AWAY	1- 0	0- 0	0- 0				
0- 0	0- 0	0- 0	NEUTRAL	0- 0	0- 0	0- 0				

RPI 1-25				RPI 26-50				Team's RPI: 42	RPI 51-100				RPI 101+			
RPI	S	Opponent	Score	RPI	S	Opponent	Score		RPI	S	Opponent	Score	RPI	S	Opponent	Score
1	H	Notre Dame	55 76	31	A	North Carolina	90 91		64	H	Duke	70 64	106	H	Georgia	63 53
3	A	Louisville	44 61	41	A	Clemson	61 71		85	A	Boston College	81 76	111	N	Dayton	66 85
6	H	NC State	60 68						92	A	Houston	89 95	118	N	Seton Hall	84 73
9	H	Syracuse	65 55						96	N	Idaho St.	74 51	139	H	Appalachian St.	71 53
18	A	Maryland	54 67										163	A	Georgia St.	78 71
LAST 12 Division I GAMES:																
9	H	Syracuse	65 55	31	A	North Carolina	90 91		6	H	NC State	60 68				
41	A	Clemson	61 71						285	H	Wofford	81 40				
3	A	Louisville	44 61						111	N	Dayton	66 85				
64	H	Duke	70 64						118	N	Seton Hall	84 73				
1	H	Notre Dame	55 76						294	H	Kennesaw St.	60 35				
85	A	Boston College	81 76													

Non-Div I Games:

Georgia Tech

■ Loss,
 ■ Non-Conf, S Site,
 ■ Home
 ■ Away
 N Neutral

Gonzaga

Through Games Of Feb. 1, 2019

Average RPI Win:	129	WON-LOST	WINNING	LAST 10	STRENGTH OF	OPP. STRENGTH	TEAM	ADJ.	CONF.	ADJ CONF.
Average RPI Loss:	15	RECORD	PCT. RANK	GAMES	SCHEDULE	OF SCHEDULE	RPI	RPI	RPI	RPI
DIV. I ONLY	20- 2	6	1- 0	55	23	13	13	7	7	
DIV. I NON-CONF.	11- 1	13	1- 0	57	4	12	12	7	7	
TOTALS	RPI 1-25	RPI 26-50	W-L RECORDS	RPI 51-100	RPI 101-150	RPI 150+				
20- 2	2- 1	1- 1	OVERALL	4- 0	6- 0	7- 0				
11- 0	1- 0	1- 0	HOME	2- 0	4- 0	3- 0				
7- 1	0- 0	0- 1	AWAY	2- 0	1- 0	4- 0				
2- 1	1- 1	0- 0	NEUTRAL	0- 0	1- 0	0- 0				
11- 1	2- 1	0- 0	NON-CONFERENCE	2- 0	4- 0	3- 0				
6- 0	1- 0	0- 0	HOME	1- 0	3- 0	1- 0				
3- 0	0- 0	0- 0	AWAY	1- 0	0- 0	2- 0				
2- 1	1- 1	0- 0	NEUTRAL	0- 0	1- 0	0- 0				
9- 1	0- 0	1- 1	CONFERENCE	2- 0	2- 0	4- 0				
5- 0	0- 0	1- 0	HOME	1- 0	1- 0	2- 0				
4- 1	0- 0	0- 1	AWAY	1- 0	1- 0	2- 0				
0- 0	0- 0	0- 0	NEUTRAL	0- 0	0- 0	0- 0				

RPI 1-25				RPI 26-50				RPI 51-100				RPI 101+			
RPI	S	Opponent	Score	RPI	S	Opponent	Score	RPI	S	Opponent	Score	RPI	S	Opponent	Score
1	N	Notre Dame	65 81	29	A	BYU	68 70	75	A	Pacific	63 51	104	A	Loyola Marymount	78 53
5	H	Stanford	79 73	47	H	Saint Mary's (CA)	74 62	75	H	Pacific	88 65	105	H	Idaho	88 51
14	N	Rutgers	57 40					76	A	Missouri St.	70 67	114	H	Washington St.	76 53
								96	H	Idaho St.	70 51	116	N	Western Ky.	76 55
												137	H	Montana	76 52
												149	H	Santa Clara	78 61
												151	A	Pepperdine	79 54
												158	H	Portland	97 71
												203	A	Eastern Wash.	63 51
												213	H	Colorado St.	50 39
												225	A	UNLV	70 59
												254	H	San Francisco	78 51
												257	A	San Diego	86 61
LAST 12 Division I GAMES:															
75	A	Pacific	63 51	116	N	Western Ky.	76 55								
149	H	Santa Clara	78 61	14	N	Rutgers	57 40								
254	H	San Francisco	78 51	75	H	Pacific	88 65								
257	A	San Diego	86 61	47	H	Saint Mary's (CA)	74 62								
29	A	BYU	68 70	151	A	Pepperdine	79 54								
158	H	Portland	97 71	104	A	Loyola Marymount	78 53								

Non-Div I Games:

Gonzaga

■ Loss,
 ■ Non-Conf, S Site,
 ■ Home
 ■ Away
 N Neutral

Average RPI Win: 222	WON-LOST	WINNING	LAST 10	STRENGTH OF	OPP. STRENGTH	TEAM	ADJ.	CONF.	ADJ CONF.
Average RPI Loss: 142	RECORD	PCT. RANK	GAMES	SCHEDULE	OF SCHEDULE	RPI	RPI	RPI	RPI
DIV. I ONLY	8- 11	217	0- 1	181	198	176	176	29	29
DIV. I NON-CONF.	3- 9	271	0- 0	46	87	175	175	26	26
TOTALS	RPI 1-25	RPI 26-50	W-L RECORDS	RPI 51-100	RPI 101-150	RPI 150+			
8- 11	0- 0	1- 1	OVERALL	0- 3	1- 2	6- 5			
2- 2	0- 0	0- 0	HOME	0- 0	0- 0	2- 2			
4- 8	0- 0	0- 0	AWAY	0- 3	0- 2	4- 3			
2- 1	0- 0	1- 1	NEUTRAL	0- 0	1- 0	0- 0			
3- 9	0- 0	1- 1	NON-CONFERENCE	0- 3	1- 2	1- 3			
1- 0	0- 0	0- 0	HOME	0- 0	0- 0	1- 0			
0- 8	0- 0	0- 0	AWAY	0- 3	0- 2	0- 3			
2- 1	0- 0	1- 1	NEUTRAL	0- 0	1- 0	0- 0			
5- 2	0- 0	0- 0	CONFERENCE	0- 0	0- 0	5- 2			
1- 2	0- 0	0- 0	HOME	0- 0	0- 0	1- 2			
4- 0	0- 0	0- 0	AWAY	0- 0	0- 0	4- 0			
0- 0	0- 0	0- 0	NEUTRAL	0- 0	0- 0	0- 0			

RPI S	Opponent	Score	RPI S	Opponent	Score	RPI S	Opponent	Score	RPI S	Opponent	Score	Team's RPI: 176
33	N South Dakota	53 67	34	N Indiana	65 62	53	A Auburn	48 97	104	N Loyola Marymount	62 61	
						84	A Oklahoma St.	40 86	107	A Alabama	55 73	
						88	A Kansas	45 76	113	A UT Arlington	54 78	
									165	A South Fla.	50 67	
									179	H Southern U.	81 86	
									181	A Southern Miss.	47 68	
									206	A Prairie View	64 63	
									222	A Texas Southern	75 67	
									243	A Alabama St.	80 72	
									247	A Wichita St.	61 70	
									299	A Alabama A&M	63 51	
									310	H Jackson St.	74 77	
									319	H McNeese	75 51	
									350	H Alcorn	61 56	
LAST 12 Division I GAMES:												
222	A Texas Southern	75 67	310	H Jackson St.	74 77	206	A Prairie View	64 63	34	N Indiana	65 62	
350	H Alcorn	61 56	104	N Loyola Marymount	62 61	33	N South Dakota	53 67	165	A South Fla.	50 67	
179	H Southern U.	81 86										
299	A Alabama A&M	63 51										
243	A Alabama St.	80 72										
84	A Oklahoma St.	40 86										

Non-Div I Games:

Grambling

■ Loss,
 ■ Non-Conf,
 ■ S Site,
 ■ H Home
 ■ A Away
 N Neutral

Average RPI Win: 290		WON-LOST	WINNING	LAST 10	STRENGTH OF	OPP. STRENGTH	TEAM	ADJ.	CONF.	ADJ CONF.
Average RPI Loss: 219		RECORD	PCT. RANK	GAMES	SCHEDULE	OF SCHEDULE	RPI	RPI	RPI	RPI
DIV. I ONLY		5- 12	279	1- 0	344	321	339	339	30	30
DIV. I NON-CONF.		2- 8	293	0- 0	328	310	347	347	30	30
TOTALS		RPI 1-25	RPI 26-50	W-L RECORDS	RPI 51-100	RPI 101-150	RPI 150+			
5- 12	0- 0		0- 0	OVERALL	0- 0	0- 4	5- 8			
4- 4	0- 0		0- 0	HOME	0- 0	0- 2	4- 2			
1- 8	0- 0		0- 0	AWAY	0- 0	0- 2	1- 6			
0- 0	0- 0		0- 0	NEUTRAL	0- 0	0- 0	0- 0			
2- 8	0- 0		0- 0	NON-CONFERENCE	0- 0	0- 4	2- 4			
2- 3	0- 0		0- 0	HOME	0- 0	0- 2	2- 1			
0- 5	0- 0		0- 0	AWAY	0- 0	0- 2	0- 3			
0- 0	0- 0		0- 0	NEUTRAL	0- 0	0- 0	0- 0			
3- 4	0- 0		0- 0	CONFERENCE	0- 0	0- 0	3- 4			
2- 1	0- 0		0- 0	HOME	0- 0	0- 0	2- 1			
1- 3	0- 0		0- 0	AWAY	0- 0	0- 0	1- 3			
0- 0	0- 0		0- 0	NEUTRAL	0- 0	0- 0	0- 0			

RPI 1-25				RPI 26-50				RPI 51-100				RPI 101+				Team's RPI: 339	
RPI	S	Opponent	Score	RPI	S	Opponent	Score	RPI	S	Opponent	Score	RPI	S	Opponent	Score		
												136	A	UNCW	55	77	
												137	H	Montana	47	69	
												143	H	Portland St.	55	60	
												149	A	Santa Clara	55	75	
												160	H	New Mexico St.	54	51	
												173	H	Indiana St.	81	88	
												204	A	UMKC	45	73	
												246	A	East Carolina	47	59	
												251	H	UTRGV	50	66	
												266	A	Long Beach St.	50	57	
												268	A	Utah Valley	46	57	
												282	H	California Baptist	75	71	
												306	A	UC Santa Barbara	55	66	
												318	H	Incarinate Word	74	63	
												341	A	Seattle U	74	73	
												345	A	Chicago St.	48	50	
												351	H	LIU Brooklyn	65	62	
LAST 12 Division I GAMES:																	
				345	A	Chicago St.	48	50	282	H	California Baptist	75	71				
				251	H	UTRGV	50	66	204	A	UMKC	45	73				
				160	H	New Mexico St.	54	51	266	A	Long Beach St.	50	57				
				341	A	Seattle U	74	73	143	H	Portland St.	55	60				
				268	A	Utah Valley	46	57	137	H	Montana	47	69				
				149	A	Santa Clara	55	75	306	A	UC Santa Barbara	55	66				

Non-Div I Games:

Grand Canyon

Loss, Non-Conf, S Site, H Home A Away N Neutral

Average RPI Win:	201	WON-LOST	WINNING	LAST 10	STRENGTH OF	OPP. STRENGTH	TEAM	ADJ.	CONF.	ADJ CONF.
Average RPI Loss:	61	RECORD	PCT. RANK	GAMES	SCHEDULE	OF SCHEDULE	RPI	RPI	RPI	RPI
DIV. I ONLY	11- 7	114	0- 1	82	115	74	74	21	21	
DIV. I NON-CONF.	4- 5	190	0- 0	4	12	36	36	19	19	
TOTALS	RPI 1-25	RPI 26-50	W-L RECORDS	RPI 51-100	RPI 101-150	RPI 150+				
11- 7	0- 1	1- 3	OVERALL	1- 2	2- 1	7- 0				
6- 2	0- 0	0- 0	HOME	1- 1	2- 1	3- 0				
5- 5	0- 1	1- 3	AWAY	0- 1	0- 0	4- 0				
0- 0	0- 0	0- 0	NEUTRAL	0- 0	0- 0	0- 0				
4- 5	0- 1	1- 3	NON-CONFERENCE	1- 1	1- 0	1- 0				
3- 1	0- 0	0- 0	HOME	1- 1	1- 0	1- 0				
1- 4	0- 1	1- 3	AWAY	0- 0	0- 0	0- 0				
0- 0	0- 0	0- 0	NEUTRAL	0- 0	0- 0	0- 0				
7- 2	0- 0	0- 0	CONFERENCE	0- 1	1- 1	6- 0				
3- 1	0- 0	0- 0	HOME	0- 0	1- 1	2- 0				
4- 1	0- 0	0- 0	AWAY	0- 1	0- 0	4- 0				
0- 0	0- 0	0- 0	NEUTRAL	0- 0	0- 0	0- 0				

RPI S	Opponent	Score	RPI S	Opponent	Score	RPI S	Opponent	Score	RPI S	Opponent	Score
10	A Marquette	54 80	30	A South Dakota St.	47 77	70	H Maine	70 39	111	H Dayton	51 35
			33	A South Dakota	49 55	82	H Northwestern	55 57	120	H Youngstown St.	60 42
			35	A Missouri	56 49	99	A Wright St.	67 85	134	H IUPUI	63 67
			36	A DePaul	64 73				174	H Wisconsin	55 46
									190	A Milwaukee	76 62
									269	H Cleveland St.	62 53
									280	A Northern Ky.	81 61
									302	A Oakland	77 53
									326	H UIC	62 32
									335	A Detroit Mercy	65 40
LAST 12 Division I GAMES:											
302	A Oakland	77 53	134	H IUPUI	63 67						
335	A Detroit Mercy	65 40	326	H UIC	62 32						
120	H Youngstown St.	60 42	190	A Milwaukee	76 62						
269	H Cleveland St.	62 53	10	A Marquette	54 80						
280	A Northern Ky.	81 61	174	H Wisconsin	55 46						
99	A Wright St.	67 85	33	A South Dakota	49 55						

Non-Div I Games: Wis.-Parkside 81 32

Green Bay

■ Loss,
■ Non-Conf,
■ S Site,
■ H Home
■ A Away
N Neutral

Average RPI Win: 243	WON-LOST	WINNING	LAST 10	STRENGTH OF	OPP. STRENGTH	TEAM	ADJ.	CONF.	ADJ CONF.
Average RPI Loss: 173	RECORD	PCT. RANK	GAMES	SCHEDULE	OF SCHEDULE	RPI	RPI	RPI	RPI
DIV. I ONLY	10- 8	133	0- 1	256	255	189	189	28	28
DIV. I NON-CONF.	3- 7	256	0- 1	189	122	259	259	29	29
TOTALS	RPI 1-25	RPI 26-50	W-L RECORDS	RPI 51-100	RPI 101-150	RPI 150+			
10- 8	0- 1	1- 0	OVERALL	0- 1	1- 1	8- 5			
6- 2	0- 0	1- 0	HOME	0- 0	1- 1	4- 1			
4- 4	0- 1	0- 0	AWAY	0- 0	0- 0	4- 3			
0- 2	0- 0	0- 0	NEUTRAL	0- 1	0- 0	0- 1			
3- 7	0- 1	1- 0	NON-CONFERENCE	0- 1	0- 1	2- 4			
2- 2	0- 0	1- 0	HOME	0- 0	0- 1	1- 1			
1- 3	0- 1	0- 0	AWAY	0- 0	0- 0	1- 2			
0- 2	0- 0	0- 0	NEUTRAL	0- 1	0- 0	0- 1			
7- 1	0- 0	0- 0	CONFERENCE	0- 0	1- 0	6- 1			
4- 0	0- 0	0- 0	HOME	0- 0	1- 0	3- 0			
3- 1	0- 0	0- 0	AWAY	0- 0	0- 0	3- 1			
0- 0	0- 0	0- 0	NEUTRAL	0- 0	0- 0	0- 0			

RPI 1-25				RPI 26-50				RPI 51-100				RPI 101+ Team's RPI: 189			
RPI	S	Opponent	Score	RPI	S	Opponent	Score	RPI	S	Opponent	Score	RPI	S	Opponent	Score
6	A	NC State	51 83	45	H	James Madison	72 65	68	N	SFA	68 70	119	H	Radford	68 54
												126	H	Chattanooga	50 58
												188	A	UNC Asheville	61 58
												191	H	Elon	62 77
												235	A	Cornell	53 79
												240	N	Sacramento St.	61 65
												242	H	Gardner-Webb	82 80
												249	H	Samford	64 57
												255	A	Campbell	46 52
												260	A	Columbia	63 88
												277	A	Winthrop	84 63
												287	A	Fla. Atlantic	72 68
												336	A	Charleston So.	74 66
												340	H	USC Upstate	67 43
												348	H	Longwood	66 40
LAST 12 Division I GAMES:															
242	H	Gardner-Webb	82 80	240	N	Sacramento St.	61 65	340	H	USC Upstate	67 43	336	A	Charleston So.	74 66
277	A	Winthrop	84 63	260	A	Columbia	63 88	235	A	Cornell	53 79	348	H	Longwood	66 40
255	A	Campbell	46 52	249	H	Samford	64 57	287	A	Fla. Atlantic	72 68	119	H	Radford	68 54
348	H	Longwood	66 40	255	A	Campbell	46 52	340	H	USC Upstate	67 43	188	A	UNC Asheville	61 58
119	H	Radford	68 54	277	A	Winthrop	84 63	242	H	Gardner-Webb	82 80				
188	A	UNC Asheville	61 58	240	N	Sacramento St.	61 65	249	H	Samford	64 57				

Non-Div I Games: Mid-Atlantic Christl15 48

Hampton

■ Loss,
 ■ Non-Conf, S Site,
 ■ Home
 ■ Away
 N Neutral

Average RPI Win:	237	WON-LOST	WINNING	LAST 10	STRENGTH OF	OPP. STRENGTH	TEAM	ADJ.	CONF.	ADJ CONF.
Average RPI Loss:	74	RECORD	PCT. RANK	GAMES	SCHEDULE	OF SCHEDULE	RPI	RPI	RPI	RPI
DIV. I ONLY	14- 8	101	0- 1	154	159	110	110	23	23	
DIV. I NON-CONF.	7- 7	162	0- 1	97	80	117	117	24	24	
TOTALS	RPI 1-25	RPI 26-50	W-L RECORDS	RPI 51-100	RPI 101-150	RPI 150+				
14- 8	0- 3	0- 2	OVERALL	2- 1	1- 0	11- 2				
7- 2	0- 1	0- 0	HOME	2- 1	1- 0	4- 0				
7- 4	0- 1	0- 2	AWAY	0- 0	0- 0	7- 1				
0- 2	0- 1	0- 0	NEUTRAL	0- 0	0- 0	0- 1				
7- 7	0- 3	0- 2	NON-CONFERENCE	1- 1	1- 0	5- 1				
4- 2	0- 1	0- 0	HOME	1- 1	1- 0	2- 0				
3- 3	0- 1	0- 2	AWAY	0- 0	0- 0	3- 0				
0- 2	0- 1	0- 0	NEUTRAL	0- 0	0- 0	0- 1				
7- 1	0- 0	0- 0	CONFERENCE	1- 0	0- 0	6- 1				
3- 0	0- 0	0- 0	HOME	1- 0	0- 0	2- 0				
4- 1	0- 0	0- 0	AWAY	0- 0	0- 0	4- 1				
0- 0	0- 0	0- 0	NEUTRAL	0- 0	0- 0	0- 0				

RPI 1-25				RPI 26-50				RPI 51-100				RPI 101+ Team's RPI: 110			
RPI	S	Opponent	Score	RPI	S	Opponent	Score	RPI	S	Opponent	Score	RPI	S	Opponent	Score
3	N	Louisville	69 86	39	A	Villanova	41 59	62	H	Harvard	73 60	144	H	William & Mary	50 45
22	H	Michigan St.	66 74	44	A	New Mexico	65 72	70	H	Maine	49 46	159	N	Southern Ill.	50 72
25	A	Miami (FL)	62 75					86	H	Princeton	38 75	166	A	Stony Brook	64 36
												199	A	Rhode Island	65 51
												216	A	Binghamton	62 73
												259	H	Albany (NY)	82 35
												273	H	Vermont	61 32
												292	H	Bryant	67 57
												297	A	UMass Lowell	66 44
												303	A	Central Conn. St.	54 52
												304	A	UMBC	66 52
												305	A	NJIT	84 53
												321	H	Morgan St.	80 59
												328	A	New Hampshire	66 48
LAST 12 Division I GAMES:															
216	A	Binghamton	62 73	44	A	New Mexico	65 72	25	A	Miami (FL)	62 75				
259	H	Albany (NY)	82 35	304	A	UMBC	66 52	166	A	Stony Brook	64 36				
328	A	New Hampshire	66 48	305	A	NJIT	84 53	303	A	Central Conn. St.	54 52				
297	A	UMass Lowell	66 44												
70	H	Maine	49 46												
273	H	Vermont	61 32												

Non-Div I Games:

Hartford

■ Loss,
 ■ Non-Conf,
 ■ S Site,
 ■ Home
 ■ A Away
 N Neutral

Average RPI Win: 194		WON-LOST	WINNING	LAST 10	STRENGTH OF	OPP. STRENGTH	TEAM	ADJ.	CONF.	ADJ CONF.
Average RPI Loss: 56		RECORD	PCT. RANK	GAMES	SCHEDULE	OF SCHEDULE	RPI	RPI	RPI	RPI
DIV. I ONLY		9- 7	132	1- 0	50	90	62	62	11	11
DIV. I NON-CONF.		7- 6	153	1- 0	51	36	69	69	10	10
TOTALS		RPI 1-25	RPI 26-50	W-L RECORDS	RPI 51-100	RPI 101-150	RPI 150+			
9- 7	1- 2		0- 1	OVERALL	0- 3	1- 1	7- 0			
3- 3	0- 1		0- 0	HOME	0- 2	0- 0	3- 0			
5- 4	1- 1		0- 1	AWAY	0- 1	1- 1	3- 0			
1- 0	0- 0		0- 0	NEUTRAL	0- 0	0- 0	1- 0			
7- 6	1- 2		0- 1	NON-CONFERENCE	0- 2	1- 1	5- 0			
2- 3	0- 1		0- 0	HOME	0- 2	0- 0	2- 0			
4- 3	1- 1		0- 1	AWAY	0- 0	1- 1	2- 0			
1- 0	0- 0		0- 0	NEUTRAL	0- 0	0- 0	1- 0			
2- 1	0- 0		0- 0	CONFERENCE	0- 1	0- 0	2- 0			
1- 0	0- 0		0- 0	HOME	0- 0	0- 0	1- 0			
1- 1	0- 0		0- 0	AWAY	0- 1	0- 0	1- 0			
0- 0	0- 0		0- 0	NEUTRAL	0- 0	0- 0	0- 0			

RPI 1-25				RPI 26-50				RPI 51-100				RPI 101+			
RPI	S	Opponent	Score	RPI	S	Opponent	Score	RPI	S	Opponent	Score	RPI	S	Opponent	Score
1	A	Notre Dame	58 103	40	A	Purdue	65 66	65	H	Quinnipiac	67 72	110	A	Hartford	60 73
14	H	Rutgers	49 60					70	H	Maine	60 67	146	A	CSUN	75 55
23	A	California	85 79					95	A	Yale	62 65	161	H	Boston U.	67 47
												199	A	Rhode Island	80 47
												219	A	Dartmouth	73 57
												219	H	Dartmouth	56 46
												230	N	Jacksonville St.	69 62
												263	A	Siena	73 54
												288	H	La Salle	88 43
LAST 12 Division I GAMES:															
219	A	Dartmouth	73 57	146	A	CSUN	75 55								
219	H	Dartmouth	56 46	95	A	Yale	62 65								
23	A	California	85 79	70	H	Maine	60 67								
199	A	Rhode Island	80 47	65	H	Quinnipiac	67 72								
161	H	Boston U.	67 47	230	N	Jacksonville St.	69 62								
14	H	Rutgers	49 60	110	A	Hartford	60 73								

Non-Div I Games:

Harvard

■ Loss, ■ Non-Conf, S Site, H Home A Away N Neutral

Average RPI Win: 229	WON-LOST	WINNING	LAST 10	STRENGTH OF	OPP. STRENGTH	TEAM	ADJ.	CONF.	ADJ CONF.
Average RPI Loss: 154	RECORD	PCT. RANK	GAMES	SCHEDULE	OF SCHEDULE	RPI	RPI	RPI	RPI
DIV. I ONLY	6- 12	259	0- 1	208	172	261	261	22	22
DIV. I NON-CONF.	3- 9	271	0- 1	178	133	277	277	21	21
TOTALS	RPI 1-25	RPI 26-50	W-L RECORDS	RPI 51-100	RPI 101-150	RPI 150+			
6- 12	0- 1	0- 1	OVERALL	1- 1	1- 2	4- 7			
3- 7	0- 1	0- 0	HOME	1- 1	1- 2	1- 3			
3- 4	0- 0	0- 0	AWAY	0- 0	0- 0	3- 4			
0- 1	0- 0	0- 1	NEUTRAL	0- 0	0- 0	0- 0			
3- 9	0- 1	0- 1	NON-CONFERENCE	0- 1	1- 1	2- 5			
2- 5	0- 1	0- 0	HOME	0- 1	1- 1	1- 2			
1- 3	0- 0	0- 0	AWAY	0- 0	0- 0	1- 3			
0- 1	0- 0	0- 1	NEUTRAL	0- 0	0- 0	0- 0			
3- 3	0- 0	0- 0	CONFERENCE	1- 0	0- 1	2- 2			
1- 2	0- 0	0- 0	HOME	1- 0	0- 1	0- 1			
2- 1	0- 0	0- 0	AWAY	0- 0	0- 0	2- 1			
0- 0	0- 0	0- 0	NEUTRAL	0- 0	0- 0	0- 0			

RPI 1-25				RPI 26-50				RPI 51-100				RPI 101+ Team's RPI: 261			
RPI	S	Opponent	Score	RPI	S	Opponent	Score	RPI	S	Opponent	Score	RPI	S	Opponent	Score
5	H	Stanford	59 81	27	N	Utah	48 73	82	H	UC Davis	65 60	105	H	Idaho	69 61
								91	H	FGCU	67 73	109	H	American	57 69
												146	H	CSUN	29 49
												151	H	Pepperdine	64 65
												158	H	Portland	65 72
												175	H	UC Riverside	55 60
												224	A	Cal St. Fullerton	68 72
												225	A	UNLV	66 61
												244	A	San Diego St.	57 58
												256	A	Nevada	78 79
												257	A	San Diego	50 58
												306	A	UC Santa Barbara	47 35
												317	A	Cal Poly	71 54
												341	H	Seattle U	67 51
LAST 12 Division I GAMES:															
306	A	UC Santa Barbara	47 35	27	N	Utah	48 73	175	H	UC Riverside	55 60	225	A	UNLV	66 61
317	A	Cal Poly	71 54					105	H	Idaho	69 61	5	H	Stanford	59 81
146	H	CSUN	29 49					91	H	FGCU	67 73				
82	H	UC Davis	65 60												
224	A	Cal St. Fullerton	68 72												
256	A	Nevada	78 79												

Non-Div I Games: Hawaii Pacific 66 51

Hawaii

■ Loss,
 ■ Non-Conf, S Site,
 ■ Home
 ■ Away
 N Neutral

Average RPI Win: 280		WON-LOST	WINNING	LAST 10	STRENGTH OF		OPP. STRENGTH	TEAM	ADJ.	CONF.	ADJ CONF.
Average RPI Loss: 93		RECORD	PCT. RANK	GAMES	SCHEDULE		OF SCHEDULE	RPI	RPI	RPI	RPI
DIV. I ONLY		11- 6	98	1- 0	231		304	130	130	28	28
DIV. I NON-CONF.		5- 4	139	0- 0	145		208	118	118	29	29
TOTALS		RPI 1-25	RPI 26-50		W-L RECORDS		RPI 51-100	RPI 101-150		RPI 150+	
11- 6	0- 0	0- 2		OVERALL		0- 1	1- 2		10- 1		
8- 0	0- 0	0- 0		HOME		0- 0	1- 0		7- 0		
3- 6	0- 0	0- 2		AWAY		0- 1	0- 2		3- 1		
0- 0	0- 0	0- 0		NEUTRAL		0- 0	0- 0		0- 0		
5- 4	0- 0	0- 2		NON-CONFERENCE		0- 1	1- 1		4- 0		
4- 0	0- 0	0- 0		HOME		0- 0	1- 0		3- 0		
1- 4	0- 0	0- 2		AWAY		0- 1	0- 1		1- 0		
0- 0	0- 0	0- 0		NEUTRAL		0- 0	0- 0		0- 0		
6- 2	0- 0	0- 0		CONFERENCE		0- 0	0- 1		6- 1		
4- 0	0- 0	0- 0		HOME		0- 0	0- 0		4- 0		
2- 2	0- 0	0- 0		AWAY		0- 0	0- 1		2- 1		
0- 0	0- 0	0- 0		NEUTRAL		0- 0	0- 0		0- 0		

RPI 1-25				RPI 26-50				RPI 51-100				RPI 101+				Team's RPI: 130	
RPI	S	Opponent	Score	RPI	S	Opponent	Score	RPI	S	Opponent	Score	RPI	S	Opponent	Score		
				32	A	Kentucky	49 71	56	A	Miami (OH)	55 68	109	H	American	66 61		
				41	A	Clemson	64 83					119	A	Radford	58 80		
												123	A	Davidson	62 71		
												188	A	UNC Asheville	56 67		
												242	A	Gardner-Webb	78 61		
												248	A	ETSU	73 65		
												255	H	Campbell	65 60		
												271	H	Norfolk St.	83 51		
												277	H	Winthrop	56 54		
												323	H	UNC Greensboro	82 75		
												329	H	Presbyterian	79 40		
												336	H	Charleston So.	71 64		
												340	A	USC Upstate	87 61		
												346	H	N.C. Central	80 69		
LAST 12 Division I GAMES:																	
				255	H	Campbell	65 60	277	H	Winthrop	56 54						
				188	A	UNC Asheville	56 67	336	H	Charleston So.	71 64						
				242	A	Gardner-Webb	78 61	248	A	ETSU	73 65						
				329	H	Presbyterian	79 40	109	H	American	66 61						
				119	A	Radford	58 80	271	H	Norfolk St.	83 51						
				340	A	USC Upstate	87 61	41	A	Clemson	64 83						

Non-Div I Games:	Greensboro	102	50	Mars Hill	86	36
------------------	------------	-----	----	-----------	----	----

High Point

Loss, Non-Conf, S Site, H Home A Away N Neutral

RPI 1-25				RPI 26-50				RPI 51-100				RPI 101+				Team's RPI: 234	
RPI	S	Opponent	Score	RPI	S	Opponent	Score	RPI	S	Opponent	Score	RPI	S	Opponent	Score		
				45	A	James Madison	54 77	72	H	Northeastern	78 61	102	H	Drexel	49 61		
								99	N	Wright St.	64 93	121	A	Towson	68 92		
												136	A	UNCW	54 89		
												144	H	William & Mary	55 60		
												154	N	Marist	57 71		
												166	A	Stony Brook	49 77		
												172	H	Delaware	59 78		
												191	H	Elon	64 77		
												208	A	St. Bonaventure	67 59		
												209	A	Holy Cross	66 72		
												228	N	Stetson	53 50		
												233	H	Sacred Heart	64 70		
												260	H	Columbia	63 65		
												263	A	Siena	57 50		
												304	A	UMBC	45 42		
												327	H	Iona	74 49		
LAST 12 Division I GAMES:																	
				102	H	Drexel	49 61	136	A	UNCW	54 89						
				172	H	Delaware	59 78	72	H	Northeastern	78 61						
				121	A	Towson	68 92	263	A	Siena	57 50						
				45	A	James Madison	54 77	304	A	UMBC	45 42						
				191	H	Elon	64 77	209	A	Holy Cross	66 72						
				144	H	William & Mary	55 60	233	H	Sacred Heart	64 70						

Non-Div I Games: Wilmington (DE) 77 56

Holy Cross

Through Games Of Feb. 1, 2019

Average RPI Win:	257	WON-LOST	WINNING	LAST 10	STRENGTH OF	OPP. STRENGTH	TEAM	ADJ.	CONF.	ADJ CONF.
Average RPI Loss:	187	RECORD	PCT. RANK	GAMES	SCHEDULE	OF SCHEDULE	RPI	RPI	RPI	RPI
DIV. I ONLY	11- 9	139	0- 1	310	265	209	209	19	19	
DIV. I NON-CONF.	8- 3	72	0- 0	332	300	191	191	22	22	
TOTALS	RPI 1-25	RPI 26-50	W-L RECORDS	RPI 51-100	RPI 101-150	RPI 150+				
11- 9	0- 0	0- 1	OVERALL	0- 1	0- 2	11- 5				
8- 2	0- 0	0- 0	HOME	0- 0	0- 0	8- 2				
3- 7	0- 0	0- 1	AWAY	0- 1	0- 2	3- 3				
0- 0	0- 0	0- 0	NEUTRAL	0- 0	0- 0	0- 0				
8- 3	0- 0	0- 0	NON-CONFERENCE	0- 1	0- 0	8- 2				
5- 1	0- 0	0- 0	HOME	0- 0	0- 0	5- 1				
3- 2	0- 0	0- 0	AWAY	0- 1	0- 0	3- 1				
0- 0	0- 0	0- 0	NEUTRAL	0- 0	0- 0	0- 0				
3- 6	0- 0	0- 1	CONFERENCE	0- 0	0- 2	3- 3				
3- 1	0- 0	0- 0	HOME	0- 0	0- 0	3- 1				
0- 5	0- 0	0- 1	AWAY	0- 0	0- 2	0- 2				
0- 0	0- 0	0- 0	NEUTRAL	0- 0	0- 0	0- 0				

RPI 1-25				RPI 26-50				RPI 51-100				RPI 101+				Team's RPI: 209	
RPI	S	Opponent	Score	RPI	S	Opponent	Score	RPI	S	Opponent	Score	RPI	S	Opponent	Score		
				49	A	Bucknell	71 75	85	A	Boston College	63 89	109	A	American	58 70		
												133	A	Lehigh	55 64		
												161	H	Boston U.	75 69		
												197	H	Rider	71 61		
												199	H	Rhode Island	73 65		
												214	H	Colgate	67 70		
												215	A	Navy	47 54		
												223	H	Brown	85 89		
												234	H	Hofstra	72 66		
												259	A	Albany (NY)	56 50		
												273	A	Vermont	65 40		
												290	H	Army West Point	58 39		
												292	A	Bryant	81 62		
												297	H	UMass Lowell	63 54		
												298	H	Loyola Maryland	78 60		
												324	A	Lafayette	63 73		
												328	A	New Hampshire	62 74		
												330	H	Manhattan	61 53		
LAST 12 Division I GAMES:																	
				290	H	Army West Point	58 39	109	A	American	58 70						
				161	H	Boston U.	75 69	49	A	Bucknell	71 75						
				215	A	Navy	47 54	214	H	Colgate	67 70						
				298	H	Loyola Maryland	78 60	292	A	Bryant	81 62						
				133	A	Lehigh	55 64	330	H	Manhattan	61 53						
				324	A	Lafayette	63 73	328	A	New Hampshire	62 74						

Non-Div I Games:

Holy Cross

■ Loss,
 ■ Non-Conf,
 ■ S Site,
 ■ H Home
 ■ A Away
 N Neutral

Average RPI Win:	204	WON-LOST	WINNING	LAST 10	STRENGTH OF	OPP. STRENGTH	TEAM	ADJ.	CONF.	ADJ CONF.
Average RPI Loss:	62	RECORD	PCT. RANK	GAMES	SCHEDULE	OF SCHEDULE	RPI	RPI	RPI	RPI
DIV. I ONLY	10- 10	164	0- 1	58	85	92	92	9	9	
DIV. I NON-CONF.	6- 7	172	0- 0	66	93	103	103	9	9	
TOTALS	RPI 1-25	RPI 26-50	W-L RECORDS	RPI 51-100	RPI 101-150	RPI 150+				
10- 10	0- 4	1- 1	OVERALL	0- 3	0- 2	9- 0				
3- 5	0- 2	1- 1	HOME	0- 1	0- 1	2- 0				
7- 5	0- 2	0- 0	AWAY	0- 2	0- 1	7- 0				
0- 0	0- 0	0- 0	NEUTRAL	0- 0	0- 0	0- 0				
6- 7	0- 2	1- 1	NON-CONFERENCE	0- 2	0- 2	5- 0				
1- 4	0- 1	1- 1	HOME	0- 1	0- 1	0- 0				
5- 3	0- 1	0- 0	AWAY	0- 1	0- 1	5- 0				
0- 0	0- 0	0- 0	NEUTRAL	0- 0	0- 0	0- 0				
4- 3	0- 2	0- 0	CONFERENCE	0- 1	0- 0	4- 0				
2- 1	0- 1	0- 0	HOME	0- 0	0- 0	2- 0				
2- 2	0- 1	0- 0	AWAY	0- 1	0- 0	2- 0				
0- 0	0- 0	0- 0	NEUTRAL	0- 0	0- 0	0- 0				

RPI	S	Opponent	Score	RPI	S	Opponent	Score	RPI	S	Opponent	Score	RPI	S	Opponent	Score
7	H	UConn	61 81	42	H	Georgia Tech	95 89	78	A	Cincinnati	57 68	113	H	UT Arlington	61 65
15	A	UCF	56 58	44	H	New Mexico	84 89	85	H	Boston College	57 64	148	A	Louisiana Tech	88 100
20	H	Texas A&M	52 68					91	A	FGCU	71 76	152	H	Tulsa	76 44
23	A	California	79 80									181	A	Southern Miss.	61 44
												193	A	George Mason	66 56
												200	A	SMU	72 61
												202	H	Temple	78 65
												247	A	Wichita St.	66 58
												248	A	ETSU	84 77
												260	A	Columbia	83 72
												318	A	Incarnate Word	79 60
LAST 12 Division I GAMES:															
78	A	Cincinnati	57 68	15	A	UCF	56 58								
247	A	Wichita St.	66 58	152	H	Tulsa	76 44								
202	H	Temple	78 65	193	A	George Mason	66 56								
200	A	SMU	72 61	113	H	UT Arlington	61 65								
7	H	UConn	61 81	20	H	Texas A&M	52 68								
181	A	Southern Miss.	61 44	248	A	ETSU	84 77								

Non-Div I Games:

Houston

■ Loss,
 ■ Non-Conf, S Site,
 ■ Home
 ■ Away
 N Neutral

Houston Baptist

Through Games Of Feb. 1, 2019

Average RPI Win:	313	WON-LOST	WINNING	LAST 10	STRENGTH OF	OPP. STRENGTH	TEAM	ADJ.	CONF.	ADJ CONF.
Average RPI Loss:	188	RECORD	PCT. RANK	GAMES	SCHEDULE	OF SCHEDULE	RPI	RPI	RPI	RPI
DIV. I ONLY	3- 11	310	0- 0	314	270	338	338	27	27	
DIV. I NON-CONF.	1- 5	311	0- 0	268	186	328	328	23	23	
TOTALS	RPI 1-25	RPI 26-50	W-L RECORDS	RPI 51-100	RPI 101-150	RPI 150+				
3- 11	0- 0	0- 0	OVERALL	0- 2	0- 0	3- 9				
3- 3	0- 0	0- 0	HOME	0- 0	0- 0	3- 3				
0- 8	0- 0	0- 0	AWAY	0- 2	0- 0	0- 6				
0- 0	0- 0	0- 0	NEUTRAL	0- 0	0- 0	0- 0				
1- 5	0- 0	0- 0	NON-CONFERENCE	0- 1	0- 0	1- 4				
1- 1	0- 0	0- 0	HOME	0- 0	0- 0	1- 1				
0- 4	0- 0	0- 0	AWAY	0- 1	0- 0	0- 3				
0- 0	0- 0	0- 0	NEUTRAL	0- 0	0- 0	0- 0				
2- 6	0- 0	0- 0	CONFERENCE	0- 1	0- 0	2- 5				
2- 2	0- 0	0- 0	HOME	0- 0	0- 0	2- 2				
0- 4	0- 0	0- 0	AWAY	0- 1	0- 0	0- 3				
0- 0	0- 0	0- 0	NEUTRAL	0- 0	0- 0	0- 0				

RPI 1-25				RPI 26-50				RPI 51-100				RPI 101+ Team's RPI: 338			
RPI	S	Opponent	Score	RPI	S	Opponent	Score	RPI	S	Opponent	Score	RPI	S	Opponent	Score
								66	A	Lamar University	50 63	156	A	Texas Tech	76 82
								84	A	Oklahoma St.	44 77	162	H	Abilene Christian	62 72
												178	H	Oral Roberts	56 74
												186	A	North Texas	75 100
												201	A	Nicholls St.	54 77
												207	H	Sam Houston St.	63 74
												247	A	Wichita St.	50 68
												264	A	Southeastern La.	65 73
												308	H	La.-Monroe	68 60
												313	H	New Orleans	83 74
												318	H	Incarnate Word	60 59
												319	A	McNeese	71 81
LAST 12 Division I GAMES:															
				264	A	Southeastern La.	65 73					318	H	Incarnate Word	60 59
				207	H	Sam Houston St.	63 74					319	A	McNeese	71 81
				162	H	Abilene Christian	62 72					308	H	La.-Monroe	68 60
				201	A	Nicholls St.	54 77					178	H	Oral Roberts	56 74
				313	H	New Orleans	83 74					84	A	Oklahoma St.	44 77
				66	A	Lamar University	50 63					186	A	North Texas	75 100

Non-Div I Games: Howard Payne 93 60 Tex. A&M Int'l 81 48 McMurry 92 41 Southwest (NM) 100 57
Houston Baptist

Loss, Non-Conf, S Site, H Home A Away N Neutral

Average RPI Win:	291	WON-LOST	WINNING	LAST 10	STRENGTH OF	OPP. STRENGTH	TEAM	ADJ.	CONF.	ADJ CONF.
Average RPI Loss:	181	RECORD	PCT. RANK	GAMES	SCHEDULE	OF SCHEDULE	RPI	RPI	RPI	RPI
DIV. I ONLY	11- 9	139	0- 1	329	330	245	245	32	32	
DIV. I NON-CONF.	7- 6	153	0- 0	293	277	200	200	32	32	
TOTALS	RPI 1-25	RPI 26-50	W-L RECORDS	RPI 51-100	RPI 101-150	RPI 150+				
11- 9	0- 0	0- 1	OVERALL	0- 1	0- 1	11- 6				
6- 3	0- 0	0- 0	HOME	0- 0	0- 0	6- 3				
5- 6	0- 0	0- 1	AWAY	0- 1	0- 1	5- 3				
0- 0	0- 0	0- 0	NEUTRAL	0- 0	0- 0	0- 0				
7- 6	0- 0	0- 1	NON-CONFERENCE	0- 1	0- 1	7- 3				
2- 2	0- 0	0- 0	HOME	0- 0	0- 0	2- 2				
5- 4	0- 0	0- 1	AWAY	0- 1	0- 1	5- 1				
0- 0	0- 0	0- 0	NEUTRAL	0- 0	0- 0	0- 0				
4- 3	0- 0	0- 0	CONFERENCE	0- 0	0- 0	4- 3				
4- 1	0- 0	0- 0	HOME	0- 0	0- 0	4- 1				
0- 2	0- 0	0- 0	AWAY	0- 0	0- 0	0- 2				
0- 0	0- 0	0- 0	NEUTRAL	0- 0	0- 0	0- 0				

RPI S	Opponent	Score	RPI S	Opponent	Score	RPI S	Opponent	Score	RPI S	Opponent	Score	Team's RPI: 245
			31	A North Carolina	63 85	78	A Cincinnati	51 85	144	A William & Mary	75 88	
									170	H Mercer	70 85	
									183	A UMES	72 80	
									183	H UMES	73 80	
									193	H George Mason	73 59	
									221	A Niagara	68 61	
									255	A Campbell	69 64	
									262	H Bethune-Cookman	61 40	
									263	H Siena	81 86	
									274	A Richmond	60 67	
									288	A La Salle	57 54	
									300	A South Carolina St.	63 72	
									305	H NJIT	77 57	
									320	A FIU	89 62	
									321	H Morgan St.	79 56	
									342	A Fairleigh Dickinson	79 58	
									347	H Delaware St.	78 62	
									349	H Florida A&M	74 68	
LAST 12 Division I GAMES:												
			300	A South Carolina St.	63 72	183	H UMES	73 80				
			321	H Morgan St.	79 56	347	H Delaware St.	78 62				
			262	H Bethune-Cookman	61 40	78	A Cincinnati	51 85				
			183	A UMES	72 80	170	H Mercer	70 85				
			349	H Florida A&M	74 68	320	A FIU	89 62				
			31	A North Carolina	63 85	255	A Campbell	69 64				

Non-Div I Games:

Howard

■ Loss,
 ■ Non-Conf,
 ■ S Site,
 ■ H Home
 ■ A Away
 N Neutral

Average RPI Win: 223	WON-LOST	WINNING	LAST 10	STRENGTH OF	OPP. STRENGTH	TEAM	ADJ.	CONF.	ADJ CONF.
Average RPI Loss: 122	RECORD	PCT. RANK	GAMES	SCHEDULE	OF SCHEDULE	RPI	RPI	RPI	RPI
DIV. I ONLY	12- 8	115	0- 1	197	170	134	134	21	21
DIV. I NON-CONF.	5- 5	162	0- 0	48	116	83	83	19	19
TOTALS	RPI 1-25	RPI 26-50	W-L RECORDS	RPI 51-100	RPI 101-150	RPI 150+			
12- 8	0- 1	0- 0	OVERALL	1- 3	2- 1	9- 3			
5- 3	0- 0	0- 0	HOME	0- 3	1- 0	4- 0			
6- 5	0- 1	0- 0	AWAY	1- 0	0- 1	5- 3			
1- 0	0- 0	0- 0	NEUTRAL	0- 0	1- 0	0- 0			
5- 5	0- 1	0- 0	NON-CONFERENCE	0- 2	2- 0	3- 2			
1- 2	0- 0	0- 0	HOME	0- 2	1- 0	0- 0			
3- 3	0- 1	0- 0	AWAY	0- 0	0- 0	3- 2			
1- 0	0- 0	0- 0	NEUTRAL	0- 0	1- 0	0- 0			
7- 3	0- 0	0- 0	CONFERENCE	1- 1	0- 1	6- 1			
4- 1	0- 0	0- 0	HOME	0- 1	0- 0	4- 0			
3- 2	0- 0	0- 0	AWAY	1- 0	0- 1	2- 1			
0- 0	0- 0	0- 0	NEUTRAL	0- 0	0- 0	0- 0			

RPI 1-25				RPI 26-50				RPI 51-100				RPI 101+ Team's RPI: 134			
RPI	S	Opponent	Score	RPI	S	Opponent	Score	RPI	S	Opponent	Score	RPI	S	Opponent	Score
11	A	Iowa	58 72					54	H	Ohio	66 73	120	A	Youngstown St.	52 70
								74	A	Green Bay	67 63	124	N	VCU	63 61
								79	H	UNI	40 53	129	H	UT Martin	73 72
								99	H	Wright St.	75 78	159	A	Southern Ill.	73 78
												173	A	Indiana St.	64 59
												174	A	Wisconsin	64 65
												190	A	Milwaukee	67 66
												205	A	Ole Miss	66 58
												267	A	UTSA	58 50
												269	A	Cleveland St.	75 50
												280	A	Northern Ky.	57 60
												280	H	Northern Ky.	70 48
												302	H	Oakland	82 53
												326	H	UIC	71 43
												335	H	Detroit Mercy	82 47
LAST 12 Division I GAMES:															
190	A	Milwaukee	67 66	280	A	Northern Ky.	57 60								
326	H	UIC	71 43	74	A	Green Bay	67 63								
302	H	Oakland	82 53	280	H	Northern Ky.	70 48								
335	H	Detroit Mercy	82 47	99	H	Wright St.	75 78								
120	A	Youngstown St.	52 70	159	A	Southern Ill.	73 78								
269	A	Cleveland St.	75 50	54	H	Ohio	66 73								

Non-Div I Games: Purdue Northwest 101 40

IUPUI

■ Loss,
 ■ Non-Conf, S Site,
 ■ Home
 ■ Away
 N Neutral

Idaho

Through Games Of Feb. 1, 2019

Average RPI Win:	193	WON-LOST	WINNING	LAST 10	STRENGTH OF	OPP. STRENGTH	TEAM	ADJ.	CONF.	ADJ CONF.
Average RPI Loss:	113	RECORD	PCT. RANK	GAMES	SCHEDULE	OF SCHEDULE	RPI	RPI	RPI	RPI
DIV. I ONLY	10- 8	133	1- 0	122	120	105	105	16	16	
DIV. I NON-CONF.	3- 6	241	0- 0	78	48	153	153	12	12	
TOTALS	RPI 1-25	RPI 26-50	W-L RECORDS	RPI 51-100	RPI 101-150	RPI 150+				
10- 8	0- 2	0- 1	OVERALL	1- 1	3- 2	6- 2				
5- 1	0- 0	0- 0	HOME	0- 0	2- 1	3- 0				
5- 6	0- 2	0- 1	AWAY	1- 0	1- 1	3- 2				
0- 1	0- 0	0- 0	NEUTRAL	0- 1	0- 0	0- 0				
3- 6	0- 2	0- 1	NON-CONFERENCE	0- 1	1- 0	2- 2				
2- 0	0- 0	0- 0	HOME	0- 0	1- 0	1- 0				
1- 5	0- 2	0- 1	AWAY	0- 0	0- 0	1- 2				
0- 1	0- 0	0- 0	NEUTRAL	0- 1	0- 0	0- 0				
7- 2	0- 0	0- 0	CONFERENCE	1- 0	2- 2	4- 0				
3- 1	0- 0	0- 0	HOME	0- 0	1- 1	2- 0				
4- 1	0- 0	0- 0	AWAY	1- 0	1- 1	2- 0				
0- 0	0- 0	0- 0	NEUTRAL	0- 0	0- 0	0- 0				

RPI 1-25				RPI 26-50				RPI 51-100				RPI 101+ Team's RPI: 105			
RPI	S	Opponent	Score	RPI	S	Opponent	Score	RPI	S	Opponent	Score	RPI	S	Opponent	Score
5	A	Stanford	71 115	46	A	Wyoming	61 64	57	N	Boise St.	85 91	117	H	Northern Colo.	72 86
13	A	Gonzaga	51 88					96	A	Idaho St.	86 72	137	A	Montana	79 82
												140	A	Montana St.	82 66
												143	H	Portland St.	80 78
												146	H	CSUN	88 73
												156	A	Texas Tech	88 77
												203	H	Eastern Wash.	84 68
												240	H	Sacramento St.	104 66
												252	A	Northern Ariz.	86 69
												254	H	San Francisco	70 63
												261	A	Hawaii	61 69
												266	A	Long Beach St.	63 70
												301	A	Weber St.	79 74
LAST 12 Division I GAMES:															
240	H	Sacramento St.	104 66	252	A	Northern Ariz.	86 69								
137	A	Montana	79 82	143	H	Portland St.	80 78								
140	A	Montana St.	82 66	96	A	Idaho St.	86 72								
117	H	Northern Colo.	72 86	13	A	Gonzaga	51 88								
203	H	Eastern Wash.	84 68	46	A	Wyoming	61 64								
301	A	Weber St.	79 74	261	A	Hawaii	61 69								

Non-Div I Games:

Idaho

■ Loss,
 ■ Non-Conf,
 ■ S Site,
 ■ Home
 ■ A Away
 N Neutral

Average RPI Win:	230	WON-LOST	WINNING	LAST 10	STRENGTH OF	OPP. STRENGTH	TEAM	ADJ.	CONF.	ADJ CONF.
Average RPI Loss:	62	RECORD	PCT. RANK	GAMES	SCHEDULE	OF SCHEDULE	RPI	RPI	RPI	RPI
DIV. I ONLY	12- 6	79	1- 0	168	145	96	96	16	16	
DIV. I NON-CONF.	4- 4	162	0- 0	36	180	71	71	12	12	
TOTALS	RPI 1-25	RPI 26-50	W-L RECORDS	RPI 51-100	RPI 101-150	RPI 150+				
12- 6	0- 1	0- 2	OVERALL	0- 1	2- 2	10- 0				
6- 1	0- 0	0- 0	HOME	0- 0	2- 1	4- 0				
5- 4	0- 1	0- 1	AWAY	0- 1	0- 1	5- 0				
1- 1	0- 0	0- 1	NEUTRAL	0- 0	0- 0	1- 0				
4- 4	0- 1	0- 2	NON-CONFERENCE	0- 1	0- 0	4- 0				
2- 0	0- 0	0- 0	HOME	0- 0	0- 0	2- 0				
1- 3	0- 1	0- 1	AWAY	0- 1	0- 0	1- 0				
1- 1	0- 0	0- 1	NEUTRAL	0- 0	0- 0	1- 0				
8- 2	0- 0	0- 0	CONFERENCE	0- 0	2- 2	6- 0				
4- 1	0- 0	0- 0	HOME	0- 0	2- 1	2- 0				
4- 1	0- 0	0- 0	AWAY	0- 0	0- 1	4- 0				
0- 0	0- 0	0- 0	NEUTRAL	0- 0	0- 0	0- 0				

RPI 1-25				RPI 26-50				RPI 51-100 Team's RPI: 96				RPI 101+			
RPI	S	Opponent	Score	RPI	S	Opponent	Score	RPI	S	Opponent	Score	RPI	S	Opponent	Score
13	A	Gonzaga	51 70	27	A	Utah	60 74	67	A	Arizona	46 71	105	H	Idaho	72 86
				42	N	Georgia Tech	51 74					117	A	Northern Colo.	56 60
												137	H	Montana	50 34
												140	H	Montana St.	61 43
												151	H	Pepperdine	65 63
												203	H	Eastern Wash.	63 48
												240	A	Sacramento St.	56 42
												240	H	Sacramento St.	73 43
												252	A	Northern Ariz.	80 69
												253	A	Southern Utah	69 57
												268	H	Utah Valley	80 68
												282	A	California Baptist	72 57
												294	N	Kennesaw St.	60 49
												301	A	Weber St.	70 57
LAST 12 Division I GAMES:															
137	H	Montana	50 34	240	A	Sacramento St.	56 42								
117	A	Northern Colo.	56 60	140	H	Montana St.	61 43								
240	H	Sacramento St.	73 43	203	H	Eastern Wash.	63 48								
301	A	Weber St.	70 57	105	H	Idaho	72 86								
252	A	Northern Ariz.	80 69	151	H	Pepperdine	65 63								
253	A	Southern Utah	69 57	268	H	Utah Valley	80 68								

Non-Div I Games: Benedictine Mesa 88 51

Idaho St.

■ Loss,
■ Non-Conf, S Site,
■ Home
■ Away
N Neutral

Average RPI Win:	240	WON-LOST	WINNING	LAST 10	STRENGTH OF	OPP. STRENGTH	TEAM	ADJ.	CONF.	ADJ CONF.
Average RPI Loss:	70	RECORD	PCT. RANK	GAMES	SCHEDULE	OF SCHEDULE	RPI	RPI	RPI	RPI
DIV. I ONLY	9- 12	212	0- 1	111	87	187	187	4	4	
DIV. I NON-CONF.	8- 3	72	0- 0	270	273	170	170	6	6	
TOTALS	RPI 1-25	RPI 26-50	W-L RECORDS	RPI 51-100	RPI 101-150	RPI 150+				
9- 12	0- 3	0- 3	OVERALL	0- 5	1- 0	8- 1				
7- 6	0- 2	0- 2	HOME	0- 2	0- 0	7- 0				
2- 5	0- 1	0- 1	AWAY	0- 3	1- 0	1- 0				
0- 1	0- 0	0- 0	NEUTRAL	0- 0	0- 0	0- 1				
8- 3	0- 0	0- 2	NON-CONFERENCE	0- 0	0- 0	8- 1				
7- 1	0- 0	0- 1	HOME	0- 0	0- 0	7- 0				
1- 1	0- 0	0- 1	AWAY	0- 0	0- 0	1- 0				
0- 1	0- 0	0- 0	NEUTRAL	0- 0	0- 0	0- 1				
1- 9	0- 3	0- 1	CONFERENCE	0- 5	1- 0	0- 0				
0- 5	0- 2	0- 1	HOME	0- 2	0- 0	0- 0				
1- 4	0- 1	0- 0	AWAY	0- 3	1- 0	0- 0				
0- 0	0- 0	0- 0	NEUTRAL	0- 0	0- 0	0- 0				

RPI 1-25				RPI 26-50				RPI 51-100				RPI 101+ Team's RPI: 187			
RPI	S	Opponent	Score	RPI	S	Opponent	Score	RPI	S	Opponent	Score	RPI	S	Opponent	Score
11	H	Iowa	75 94	34	H	Indiana	83 85	82	A	Northwestern	45 68	132	A	Minnesota	66 62
14	H	Rutgers	60 71	35	H	Missouri	45 67	82	H	Northwestern	56 64	173	H	Indiana St.	75 57
22	A	Michigan St.	60 77	41	A	Clemson	67 69	87	H	Nebraska	67 77	185	H	Eastern Mich.	72 66
								93	A	Ohio St.	70 78	212	H	SIUE	74 57
								100	A	Penn St.	48 62	240	N	Sacramento St.	107 109
												260	H	Columbia	76 69
												289	H	Valparaiso	73 54
												291	H	Murray St.	84 52
												299	H	Alabama A&M	88 60
												317	A	Cal Poly	74 51
LAST 12 Division I GAMES:															
22	A	Michigan St.	60 77	93	A	Ohio St.	70 78								
11	H	Iowa	75 94	82	H	Northwestern	56 64								
87	H	Nebraska	67 77	82	A	Northwestern	45 68								
100	A	Penn St.	48 62	34	H	Indiana	83 85								
14	H	Rutgers	60 71	35	H	Missouri	45 67								
132	A	Minnesota	66 62	212	H	SIUE	74 57								

Non-Div I Games:

Illinois

Average RPI Win:	230	WON-LOST	WINNING	LAST 10	STRENGTH OF	OPP. STRENGTH	TEAM	ADJ.	CONF.	ADJ CONF.
Average RPI Loss:	150	RECORD	PCT. RANK	GAMES	SCHEDULE	OF SCHEDULE	RPI	RPI	RPI	RPI
DIV. I ONLY	9- 9	164	0- 1	211	225	192	192	12	12	
DIV. I NON-CONF.	6- 4	125	0- 0	298	293	179	179	14	14	
TOTALS	RPI 1-25	RPI 26-50	W-L RECORDS	RPI 51-100	RPI 101-150	RPI 150+				
9- 9	0- 1	0- 1	OVERALL	1- 1	0- 0	8- 6				
6- 3	0- 1	0- 0	HOME	1- 1	0- 0	5- 1				
3- 6	0- 0	0- 1	AWAY	0- 0	0- 0	3- 5				
0- 0	0- 0	0- 0	NEUTRAL	0- 0	0- 0	0- 0				
6- 4	0- 0	0- 1	NON-CONFERENCE	0- 0	0- 0	6- 3				
4- 0	0- 0	0- 0	HOME	0- 0	0- 0	4- 0				
2- 4	0- 0	0- 1	AWAY	0- 0	0- 0	2- 3				
0- 0	0- 0	0- 0	NEUTRAL	0- 0	0- 0	0- 0				
3- 5	0- 1	0- 0	CONFERENCE	1- 1	0- 0	2- 3				
2- 3	0- 1	0- 0	HOME	1- 1	0- 0	1- 1				
1- 2	0- 0	0- 0	AWAY	0- 0	0- 0	1- 2				
0- 0	0- 0	0- 0	NEUTRAL	0- 0	0- 0	0- 0				

RPI	S	Opponent	Score	RPI	S	Opponent	Score	RPI	S	Opponent	Score	RPI	S	Opponent	Score	Team's RPI: 192
19	H	Drake	64 82	37	A	Butler	56 58	76	H	Missouri St.	47 59	159	H	Southern Ill.	60 52	
								79	H	UNI	66 64	169	H	Bradley	68 79	
												173	A	Indiana St.	44 59	
												185	A	Eastern Mich.	41 50	
												194	H	Saint Louis	72 67	
												204	A	UMKC	62 55	
												210	A	Loyola Chicago	59 62	
												212	A	SIUE	61 68	
												237	H	North Dakota	67 55	
												269	A	Cleveland St.	63 67	
												278	H	Austin Peay	61 49	
												280	A	Northern Ky.	58 53	
												302	H	Oakland	62 56	
												337	A	Evansville	72 61	
LAST 12 Division I GAMES:																
76	H	Missouri St.	47 59	210	A	Loyola Chicago	59 62									
159	H	Southern Ill.	60 52	169	H	Bradley	68 79									
337	A	Evansville	72 61	204	A	UMKC	62 55									
173	A	Indiana St.	44 59	194	H	Saint Louis	72 67									
19	H	Drake	64 82	280	A	Northern Ky.	58 53									
79	H	UNI	66 64	278	H	Austin Peay	61 49									

Non-Div I Games: Maryville (MO) 61 52

Illinois St.

Average RPI Win:	316	WON-LOST	WINNING	LAST 10	STRENGTH OF	OPP. STRENGTH	TEAM	ADJ.	CONF.	ADJ CONF.
Average RPI Loss:	162	RECORD	PCT. RANK	GAMES	SCHEDULE	OF SCHEDULE	RPI	RPI	RPI	RPI
DIV. I ONLY	2- 17	335	0- 1	189	237	318	318	27	27	
DIV. I NON-CONF.	0- 11	336	0- 0	100	183	310	310	23	23	
TOTALS	RPI 1-25	RPI 26-50	W-L RECORDS	RPI 51-100	RPI 101-150	RPI 150+				
2- 17	0- 1	0- 2	OVERALL	0- 4	0- 2	2- 8				
1- 7	0- 0	0- 1	HOME	0- 3	0- 1	1- 2				
1- 10	0- 1	0- 1	AWAY	0- 1	0- 1	1- 6				
0- 0	0- 0	0- 0	NEUTRAL	0- 0	0- 0	0- 0				
0- 11	0- 1	0- 2	NON-CONFERENCE	0- 2	0- 2	0- 4				
0- 4	0- 0	0- 1	HOME	0- 1	0- 1	0- 1				
0- 7	0- 1	0- 1	AWAY	0- 1	0- 1	0- 3				
0- 0	0- 0	0- 0	NEUTRAL	0- 0	0- 0	0- 0				
2- 6	0- 0	0- 0	CONFERENCE	0- 2	0- 0	2- 4				
1- 3	0- 0	0- 0	HOME	0- 2	0- 0	1- 1				
1- 3	0- 0	0- 0	AWAY	0- 0	0- 0	1- 3				
0- 0	0- 0	0- 0	NEUTRAL	0- 0	0- 0	0- 0				

RPI S	Opponent	Score	RPI S	Opponent	Score	RPI S	Opponent	Score	RPI S	Opponent	Score	Team's RPI: 318
16	A Arizona St.	43 81	33	A South Dakota	43 96	66	H Lamar University	51 77	113	H UT Arlington	49 97	
			48	H Rice	63 74	67	A Arizona	42 84	132	A Minnesota	39 75	
						68	H SFA	56 66	198	A Massachusetts	59 71	
						92	H Houston	60 79	201	A Nicholls St.	62 86	
									207	H Sam Houston St.	56 76	
									244	A San Diego St.	38 81	
									296	A Central Ark.	43 74	
									301	H Weber St.	64 72	
									313	H New Orleans	81 69	
									319	A McNeese	68 66	
									338	A Houston Baptist	59 60	
									339	A Grand Canyon	63 74	
LAST 12 Division I GAMES:												
66	H Lamar University	51 77	338	A Houston Baptist	59 60							
68	H SFA	56 66	313	H New Orleans	81 69							
296	A Central Ark.	43 74	48	H Rice	63 74							
207	H Sam Houston St.	56 76	198	A Massachusetts	59 71							
201	A Nicholls St.	62 86	132	A Minnesota	39 75							
319	A McNeese	68 66	113	H UT Arlington	49 97							

Non-Div I Games:

Incarnate Word

Indiana

Through Games Of Feb. 1, 2019

Average RPI Win:	127	WON-LOST	WINNING	LAST 10	STRENGTH OF	OPP. STRENGTH	TEAM	ADJ.	CONF.	ADJ CONF.
Average RPI Loss:	71	RECORD	PCT. RANK	GAMES	SCHEDULE	OF SCHEDULE	RPI	RPI	RPI	RPI
DIV. I ONLY	16- 6	61	0- 1	59	28	34	34	4	4	
DIV. I NON-CONF.	11- 1	13	0- 0	121	38	20	20	6	6	
TOTALS	RPI 1-25	RPI 26-50	W-L RECORDS	RPI 51-100	RPI 101-150	RPI 150+				
16- 6	1- 2	3- 1	OVERALL	3- 2	3- 0	6- 1				
9- 2	1- 1	1- 0	HOME	3- 1	1- 0	3- 0				
5- 3	0- 1	1- 1	AWAY	0- 1	1- 0	3- 0				
2- 1	0- 0	1- 0	NEUTRAL	0- 0	1- 0	0- 1				
11- 1	0- 0	3- 0	NON-CONFERENCE	1- 0	3- 0	4- 1				
6- 0	0- 0	1- 0	HOME	1- 0	1- 0	3- 0				
3- 0	0- 0	1- 0	AWAY	0- 0	1- 0	1- 0				
2- 1	0- 0	1- 0	NEUTRAL	0- 0	1- 0	0- 1				
5- 5	1- 2	0- 1	CONFERENCE	2- 2	0- 0	2- 0				
3- 2	1- 1	0- 0	HOME	2- 1	0- 0	0- 0				
2- 3	0- 1	0- 1	AWAY	0- 1	0- 0	2- 0				
0- 0	0- 0	0- 0	NEUTRAL	0- 0	0- 0	0- 0				

RPI 1-25				RPI 26-50				Team's RPI: 34	RPI 51-100				RPI 101+			
RPI	S	Opponent	Score	RPI	S	Opponent	Score		RPI	S	Opponent	Score	RPI	S	Opponent	Score
14	A	Rutgers	64 69	33	N	South Dakota	68 60		59	H	Michigan	70 60	103	A	Wake Forest	87 73
18	H	Maryland	56 76	37	H	Butler	66 46		76	H	Missouri St.	98 74	104	N	Loyola Marymount	67 43
22	H	Michigan St.	68 64	40	A	Purdue	53 56		82	H	Northwestern	69 75	108	H	Northern Ill.	91 73
				43	A	UCLA	67 65		93	A	Ohio St.	50 55	174	A	Wisconsin	75 68
									100	H	Penn St.	83 75	176	N	Grambling	62 65
													187	A	Illinois	85 83
													190	H	Milwaukee	68 66
													211	H	Florida	83 64
													284	H	North Florida	75 52
													302	A	Oakland	59 32
LAST 12 Division I GAMES:																
59	H	Michigan	70 60	14	A	Rutgers	64 69									
40	A	Purdue	53 56	18	H	Maryland	56 76									
82	H	Northwestern	69 75	100	H	Penn St.	83 75									
174	A	Wisconsin	75 68	187	A	Illinois	85 83									
93	A	Ohio St.	50 55	33	N	South Dakota	68 60									
22	H	Michigan St.	68 64	176	N	Grambling	62 65									

Non-Div I Games:

Indiana

■ Loss,
 ■ Non-Conf, S Site,
 ■ Home
 ■ Away
 N Neutral

Average RPI Win:	252	WON-LOST	WINNING	LAST 10	STRENGTH OF	OPP. STRENGTH	TEAM	ADJ.	CONF.	ADJ CONF.
Average RPI Loss:	133	RECORD	PCT. RANK	GAMES	SCHEDULE	OF SCHEDULE	RPI	RPI	RPI	RPI
DIV. I ONLY	9- 10	189	1- 0	167	263	173	173	12	12	
DIV. I NON-CONF.	5- 5	162	0- 0	203	326	168	168	14	14	
TOTALS	RPI 1-25	RPI 26-50	W-L RECORDS	RPI 51-100	RPI 101-150	RPI 150+				
9- 10	0- 1	0- 1	OVERALL	0- 2	0- 1	9- 5				
2- 4	0- 1	0- 0	HOME	0- 1	0- 1	2- 1				
7- 5	0- 0	0- 1	AWAY	0- 1	0- 0	7- 3				
0- 1	0- 0	0- 0	NEUTRAL	0- 0	0- 0	0- 1				
5- 5	0- 0	0- 1	NON-CONFERENCE	0- 0	0- 1	5- 3				
1- 1	0- 0	0- 0	HOME	0- 0	0- 1	1- 0				
4- 3	0- 0	0- 1	AWAY	0- 0	0- 0	4- 2				
0- 1	0- 0	0- 0	NEUTRAL	0- 0	0- 0	0- 1				
4- 5	0- 1	0- 0	CONFERENCE	0- 2	0- 0	4- 2				
1- 3	0- 1	0- 0	HOME	0- 1	0- 0	1- 1				
3- 2	0- 0	0- 0	AWAY	0- 1	0- 0	3- 1				
0- 0	0- 0	0- 0	NEUTRAL	0- 0	0- 0	0- 0				

RPI 1-25			RPI 26-50			RPI 51-100			RPI 101+			Team's RPI: 173
RPI	S	Opponent	Score	RPI	S	Opponent	Score	RPI	S	Opponent	Score	
19	H	Drake	68 70	37	A	Butler	49 72	76	A	Missouri St.	58 71	134 H IUPUI 59 64
								79	H	UNI	51 71	153 N UC Irvine 61 77
												159 A Southern Ill. 61 58
												169 H Bradley 45 61
												187 A Illinois 57 75
												192 H Illinois St. 59 44
												194 A Saint Louis 60 56
												196 A Southeast Mo. St. 62 51
												210 A Loyola Chicago 54 56
												240 A Marshall 62 53
												270 A Eastern Ill. 39 63
												289 A Valparaiso 86 82
												326 H UIC 60 53
												337 A Evansville 76 69
												339 A Grand Canyon 88 81
LAST 12 Division I GAMES:												
19	H	Drake	68 70	337	A	Evansville	76 69					
210	A	Loyola Chicago	54 56	79	H	UNI	51 71					
289	A	Valparaiso	86 82	76	A	Missouri St.	58 71					
169	H	Bradley	45 61	270	A	Eastern Ill.	39 63					
192	H	Illinois St.	59 44	37	A	Butler	49 72					
159	A	Southern Ill.	61 58	326	H	UIC	60 53					

Non-Div I Games: Davenport 79 43

Indiana St.

Average RPI Win: 180	WON-LOST	WINNING	LAST 10	STRENGTH OF	OPP. STRENGTH	TEAM	ADJ.	CONF.	ADJ CONF.
Average RPI Loss: 171	RECORD	PCT. RANK	GAMES	SCHEDULE	OF SCHEDULE	RPI	RPI	RPI	RPI
DIV. I ONLY	1- 19	349	0- 1	149	209	327	327	26	26
DIV. I NON-CONF.	1- 10	330	0- 0	70	107	276	276	28	28
TOTALS	RPI 1-25	RPI 26-50	W-L RECORDS	RPI 51-100	RPI 101-150	RPI 150+			
1- 19	0- 1	0- 1	OVERALL	0- 4	0- 2	1- 11			
1- 11	0- 1	0- 0	HOME	0- 2	0- 2	1- 6			
0- 8	0- 0	0- 1	AWAY	0- 2	0- 0	0- 5			
0- 0	0- 0	0- 0	NEUTRAL	0- 0	0- 0	0- 0			
1- 10	0- 1	0- 1	NON-CONFERENCE	0- 3	0- 2	1- 3			
1- 5	0- 1	0- 0	HOME	0- 1	0- 2	1- 1			
0- 5	0- 0	0- 1	AWAY	0- 2	0- 0	0- 2			
0- 0	0- 0	0- 0	NEUTRAL	0- 0	0- 0	0- 0			
0- 9	0- 0	0- 0	CONFERENCE	0- 1	0- 0	0- 8			
0- 6	0- 0	0- 0	HOME	0- 1	0- 0	0- 5			
0- 3	0- 0	0- 0	AWAY	0- 0	0- 0	0- 3			
0- 0	0- 0	0- 0	NEUTRAL	0- 0	0- 0	0- 0			

RPI 1-25				RPI 26-50				RPI 51-100				RPI 101+ Team's RPI: 327			
RPI	S	Opponent	Score	RPI	S	Opponent	Score	RPI	S	Opponent	Score	RPI	S	Opponent	Score
24	H	Central Mich.	39 82	49	A	Bucknell	43 81	65	H	Quinnipiac	39 76	127	H	St. John's (NY)	35 61
								80	A	Toledo	38 84	142	H	Fordham	40 57
								81	H	Penn	43 66	154	A	Marist	36 76
								88	A	Kansas	44 75	166	H	Stony Brook	51 53
												180	H	George Washington	52 43
												197	H	Rider	58 66
												202	A	Temple	39 59
												221	H	Niagara	46 58
												234	A	Hofstra	49 74
												250	H	Monmouth	38 55
												263	A	Siena	47 59
												276	H	Canisius	40 48
												307	H	Fairfield	42 55
												330	A	Manhattan	33 55
LAST 12 Division I GAMES:															
154	A	Marist	36 76	65	H	Quinnipiac	39 76								
330	A	Manhattan	33 55	307	H	Fairfield	42 55								
197	H	Rider	58 66	250	H	Monmouth	38 55								
221	H	Niagara	46 58	142	H	Fordham	40 57								
276	H	Canisius	40 48	166	H	Stony Brook	51 53								
263	A	Siena	47 59	81	H	Penn	43 66								

Non-Div I Games:

Iona

Average RPI Win: 117		WON-LOST	WINNING	LAST 10	STRENGTH OF	OPP. STRENGTH	TEAM	ADJ.	CONF.	ADJ CONF.
Average RPI Loss: 29		RECORD	PCT. RANK	GAMES	SCHEDULE	OF SCHEDULE	RPI	RPI	RPI	RPI
DIV. I ONLY		16- 5	42	0- 1	9	39	11	11	4	4
DIV. I NON-CONF.		9- 2	43	0- 1	14	49	10	10	6	6
TOTALS		RPI 1-25	RPI 26-50		W-L RECORDS		RPI 51-100	RPI 101-150	RPI 150+	
16- 5	3- 3	1- 1		OVERALL		4- 1	3- 0	5- 0		
11- 0	2- 0	1- 0		HOME		3- 0	1- 0	4- 0		
4- 4	1- 2	0- 1		AWAY		0- 1	2- 0	1- 0		
1- 1	0- 1	0- 0		NEUTRAL		1- 0	0- 0	0- 0		
9- 2	2- 2	0- 0		NON-CONFERENCE		2- 0	2- 0	3- 0		
6- 0	1- 0	0- 0		HOME		1- 0	1- 0	3- 0		
2- 1	1- 1	0- 0		AWAY		0- 0	1- 0	0- 0		
1- 1	0- 1	0- 0		NEUTRAL		1- 0	0- 0	0- 0		
7- 3	1- 1	1- 1		CONFERENCE		2- 1	1- 0	2- 0		
5- 0	1- 0	1- 0		HOME		2- 0	0- 0	1- 0		
2- 3	0- 1	0- 1		AWAY		0- 1	1- 0	1- 0		
0- 0	0- 0	0- 0		NEUTRAL		0- 0	0- 0	0- 0		

RPI	S	Opponent	Score	RPI	S	Opponent	Score	RPI	S	Opponent	Score	RPI	S	Opponent	Score
1	A	Notre Dame	71 105	40	A	Purdue	57 62	59	A	Michigan	81 90	116	A	Western Ky.	104 67
12	H	Iowa St.	73 70	40	H	Purdue	72 58	59	H	Michigan	75 61	132	A	Minnesota	81 63
14	H	Rutgers	72 66					63	N	West Virginia	84 81	134	H	IUPUI	72 58
19	A	Drake	91 82					79	H	UNI	83 57	174	H	Wisconsin	71 53
21	N	Florida St.	67 71					87	H	Nebraska	77 71	178	H	Oral Roberts	90 77
22	A	Michigan St.	70 84									187	A	Illinois	94 75
												226	H	Robert Morris	92 63
												346	H	N.C. Central	106 39
LAST 12 Division I GAMES:															
40	H	Purdue	72 58	21	N	Florida St.	67 71								
14	H	Rutgers	72 66	59	A	Michigan	81 90								
187	A	Illinois	94 75	174	H	Wisconsin	71 53								
59	H	Michigan	75 61	87	H	Nebraska	77 71								
132	A	Minnesota	81 63	22	A	Michigan St.	70 84								
40	A	Purdue	57 62	19	A	Drake	91 82								

Non-Div I Games:

Iowa

■ Loss,
 ■ Non-Conf, S Site,
 ■ Home
 ■ Away
 N Neutral

Average RPI Win:	108	WON-LOST	WINNING	LAST 10	STRENGTH OF	OPP. STRENGTH	TEAM	ADJ.	CONF.	ADJ CONF.
Average RPI Loss:	27	RECORD	PCT. RANK	GAMES	SCHEDULE	OF SCHEDULE	RPI	RPI	RPI	RPI
DIV. I ONLY	16- 5	42	3- 0	2	48	12	12	3	3	
DIV. I NON-CONF.	10- 2	37	3- 0	13	81	9	9	3	3	
TOTALS	RPI 1-25	RPI 26-50	W-L RECORDS	RPI 51-100	RPI 101-150	RPI 150+				
16- 5	2- 2	1- 2	OVERALL	6- 1	2- 0	5- 0				
13- 1	2- 0	1- 1	HOME	4- 0	2- 0	4- 0				
2- 4	0- 2	0- 1	AWAY	2- 1	0- 0	0- 0				
1- 0	0- 0	0- 0	NEUTRAL	0- 0	0- 0	1- 0				
10- 2	2- 1	1- 1	NON-CONFERENCE	2- 0	1- 0	4- 0				
9- 0	2- 0	1- 0	HOME	2- 0	1- 0	3- 0				
0- 2	0- 1	0- 1	AWAY	0- 0	0- 0	0- 0				
1- 0	0- 0	0- 0	NEUTRAL	0- 0	0- 0	1- 0				
6- 3	0- 1	0- 1	CONFERENCE	4- 1	1- 0	1- 0				
4- 1	0- 0	0- 1	HOME	2- 0	1- 0	1- 0				
2- 2	0- 1	0- 0	AWAY	2- 1	0- 0	0- 0				
0- 0	0- 0	0- 0	NEUTRAL	0- 0	0- 0	0- 0				

RPI	S	Opponent	Score	RPI	S	Opponent	Score	RPI	S	Opponent	Score	RPI	S	Opponent	Score
2	A	Baylor	69 84	28	H	Texas	62 64	51	H	TCU	92 54	108	H	Northern Ill.	70 60
11	A	Iowa	70 73	33	A	South Dakota	59 64	52	H	Kansas St.	96 58	138	H	Oklahoma	104 78
19	H	Drake	86 81	49	H	Bucknell	86 61	53	H	Auburn	67 64	156	H	Texas Tech	105 66
25	H	Miami (FL)	75 52					60	H	Arkansas	91 82	185	N	Eastern Mich.	85 59
								63	A	West Virginia	64 73	206	H	Prairie View	94 46
								84	A	Oklahoma St.	84 71	221	H	Niagara	95 35
								88	A	Kansas	82 73	237	H	North Dakota	87 35
LAST 12 Division I GAMES:															
25	H	Miami (FL)	75 52	108	H	Northern Ill.	70 60	53	H	Auburn	67 64				
156	H	Texas Tech	105 66	28	H	Texas	62 64	51	H	TCU	92 54				
84	A	Oklahoma St.	84 71	52	H	Kansas St.	96 58	88	A	Kansas	82 73				
2	A	Baylor	69 84	53	H	Kansas St.	96 58								
138	H	Oklahoma	104 78												
63	A	West Virginia	64 73												

Non-Div I Games:

Iowa St.

Average RPI Win:	287	WON-LOST	WINNING	LAST 10	STRENGTH OF	OPP. STRENGTH	TEAM	ADJ.	CONF.	ADJ CONF.
Average RPI Loss:	183	RECORD	PCT. RANK	GAMES	SCHEDULE	OF SCHEDULE	RPI	RPI	RPI	RPI
DIV. I ONLY	4- 12	295	1- 0	299	287	310	310	29	29	
DIV. I NON-CONF.	2- 7	288	0- 0	185	247	281	281	26	26	
TOTALS	RPI 1-25	RPI 26-50	W-L RECORDS	RPI 51-100	RPI 101-150	RPI 150+				
4- 12	0- 1	0- 0	OVERALL	0- 1	0- 2	4- 8				
2- 2	0- 0	0- 0	HOME	0- 0	0- 0	2- 2				
1- 9	0- 1	0- 0	AWAY	0- 1	0- 1	1- 6				
1- 1	0- 0	0- 0	NEUTRAL	0- 0	0- 1	1- 0				
2- 7	0- 1	0- 0	NON-CONFERENCE	0- 1	0- 2	2- 3				
1- 1	0- 0	0- 0	HOME	0- 0	0- 0	1- 1				
0- 5	0- 1	0- 0	AWAY	0- 1	0- 1	0- 2				
1- 1	0- 0	0- 0	NEUTRAL	0- 0	0- 1	1- 0				
2- 5	0- 0	0- 0	CONFERENCE	0- 0	0- 0	2- 5				
1- 1	0- 0	0- 0	HOME	0- 0	0- 0	1- 1				
1- 4	0- 0	0- 0	AWAY	0- 0	0- 0	1- 4				
0- 0	0- 0	0- 0	NEUTRAL	0- 0	0- 0	0- 0				

RPI 1-25				RPI 26-50				RPI 51-100				RPI 101+ Team's RPI: 310			
RPI	S	Opponent	Score	RPI	S	Opponent	Score	RPI	S	Opponent	Score	RPI	S	Opponent	Score
8	A	Mississippi St.	38 105					60	A	Arkansas	57 76	113	A	UT Arlington	63 99
												150	N	Akron	57 74
												176	A	Grambling	77 74
												179	H	Southern U.	74 76
												206	A	Prairie View	57 76
												218	A	Memphis	67 68
												222	A	Texas Southern	67 76
												236	A	Louisiana	61 68
												243	A	Alabama St.	67 74
												264	H	Southeastern La.	45 50
												296	H	Central Ark.	65 56
												299	A	Alabama A&M	55 58
												326	N	UIC	72 57
												350	H	Alcorn	88 66
LAST 12 Division I GAMES:															
206	A	Prairie View	57 76	176	A	Grambling	77 74								
179	H	Southern U.	74 76	222	A	Texas Southern	67 76								
350	H	Alcorn	88 66	326	N	UIC	72 57								
243	A	Alabama St.	67 74	150	N	Akron	57 74								
299	A	Alabama A&M	55 58	264	H	Southeastern La.	45 50								
60	A	Arkansas	57 76	8	A	Mississippi St.	38 105								

Non-Div I Games: Spring Hill 105 57 Millsaps 88 38

Jackson St.

Loss, Non-Conf, S Site, H Home A Away N Neutral

Jacksonville

Through Games Of Feb. 1, 2019

Average RPI Win:	290	WON-LOST	WINNING	LAST 10	STRENGTH OF	OPP. STRENGTH	TEAM	ADJ.	CONF.	ADJ CONF.
Average RPI Loss:	166	RECORD	PCT. RANK	GAMES	SCHEDULE	OF SCHEDULE	RPI	RPI	RPI	RPI
DIV. I ONLY	8- 10	206	0- 1	277	303	230	230	24	24	
DIV. I NON-CONF.	4- 6	212	0- 0	166	303	193	193	27	27	
TOTALS	RPI 1-25	RPI 26-50	W-L RECORDS	RPI 51-100	RPI 101-150	RPI 150+				
8- 10	0- 2	0- 0	OVERALL	0- 2	0- 1	8- 5				
2- 4	0- 0	0- 0	HOME	0- 0	0- 1	2- 3				
6- 4	0- 2	0- 0	AWAY	0- 1	0- 0	6- 1				
0- 2	0- 0	0- 0	NEUTRAL	0- 1	0- 0	0- 1				
4- 6	0- 2	0- 0	NON-CONFERENCE	0- 2	0- 0	4- 2				
1- 1	0- 0	0- 0	HOME	0- 0	0- 0	1- 1				
3- 3	0- 2	0- 0	AWAY	0- 1	0- 0	3- 0				
0- 2	0- 0	0- 0	NEUTRAL	0- 1	0- 0	0- 1				
4- 4	0- 0	0- 0	CONFERENCE	0- 0	0- 1	4- 3				
1- 3	0- 0	0- 0	HOME	0- 0	0- 1	1- 2				
3- 1	0- 0	0- 0	AWAY	0- 0	0- 0	3- 1				
0- 0	0- 0	0- 0	NEUTRAL	0- 0	0- 0	0- 0				

RPI 1-25				RPI 26-50				RPI 51-100				RPI 101+ Team's RPI: 230			
RPI	S	Opponent	Score	RPI	S	Opponent	Score	RPI	S	Opponent	Score	RPI	S	Opponent	Score
20	A	Texas A&M	53 73					61	N	Old Dominion	76 78	145	H	North Ala.	59 62
21	A	Florida St.	46 79					100	A	Penn St.	61 80	170	H	Mercer	71 66
												228	H	Stetson	56 69
												229	A	Liberty	64 52
												229	H	Liberty	75 85
												262	H	Bethune-Cookman	56 58
												284	A	North Florida	80 72
												294	A	Kennesaw St.	55 75
												299	N	Alabama A&M	60 65
												305	A	NJIT	61 56
												320	A	FIU	73 62
												332	H	Lipscomb	62 47
												336	A	Charleston So.	68 58
												343	A	Savannah St.	68 58
LAST 12 Division I GAMES:															
284	A	North Florida	80 72	228	H	Stetson	56 69								
305	A	NJIT	61 56	229	H	Liberty	75 85								
145	H	North Ala.	59 62	170	H	Mercer	71 66								
229	A	Liberty	64 52	320	A	FIU	73 62								
294	A	Kennesaw St.	55 75	299	N	Alabama A&M	60 65								
332	H	Lipscomb	62 47	100	A	Penn St.	61 80								

Non-Div I Games: Webber Int'l 73 39 Edward Waters 100 48 Warner 105 55

Jacksonville

Loss, Non-Conf, S Site, H Home A Away N Neutral

Average RPI Win:	279	WON-LOST	WINNING	LAST 10	STRENGTH OF	OPP. STRENGTH	TEAM	ADJ.	CONF.	ADJ CONF.
Average RPI Loss:	127	RECORD	PCT. RANK	GAMES	SCHEDULE	OF SCHEDULE	RPI	RPI	RPI	RPI
DIV. I ONLY	8- 11	217	0- 1	254	203	230	230	20	20	
DIV. I NON-CONF.	5- 5	162	0- 1	254	196	195	195	20	20	
TOTALS	RPI 1-25	RPI 26-50	W-L RECORDS	RPI 51-100	RPI 101-150	RPI 150+				
8- 11	0- 0	0- 0	OVERALL	0- 5	0- 3	8- 3				
2- 6	0- 0	0- 0	HOME	0- 3	0- 1	2- 2				
6- 3	0- 0	0- 0	AWAY	0- 1	0- 1	6- 1				
0- 2	0- 0	0- 0	NEUTRAL	0- 1	0- 1	0- 0				
5- 5	0- 0	0- 0	NON-CONFERENCE	0- 3	0- 1	5- 1				
1- 2	0- 0	0- 0	HOME	0- 2	0- 0	1- 0				
4- 1	0- 0	0- 0	AWAY	0- 0	0- 0	4- 1				
0- 2	0- 0	0- 0	NEUTRAL	0- 1	0- 1	0- 0				
3- 6	0- 0	0- 0	CONFERENCE	0- 2	0- 2	3- 2				
1- 4	0- 0	0- 0	HOME	0- 1	0- 1	1- 2				
2- 2	0- 0	0- 0	AWAY	0- 1	0- 1	2- 0				
0- 0	0- 0	0- 0	NEUTRAL	0- 0	0- 0	0- 0				

RPI 1-25			RPI 26-50			RPI 51-100			RPI 101+			Team's RPI: 230
RPI	S	Opponent	Score	RPI	S	Opponent	Score	RPI	S	Opponent	Score	
						56 H Miami (OH)	41 58	114 N Washington St.	51 64			
						62 N Harvard	62 69	122 A Morehead St.	55 66			
						71 A Belmont	52 66	141 H Tennessee Tech	49 66			
						71 H Belmont	41 64	156 A Texas Tech	58 71			
						97 H Troy	63 89	163 H Georgia St.	61 56			
								205 A Ole Miss	60 49			
								212 H SIUE	47 51			
								270 H Eastern Ill.	78 49			
								291 H Murray St.	59 64			
								293 A Tennessee St.	62 52			
								299 A Alabama A&M	55 48			
								322 A Eastern Ky.	53 44			
								332 A Lipscomb	58 46			
								349 A Florida A&M	62 31			
LAST 12 Division I GAMES:												
122	A	Morehead St.	55 66	114	N	Washington St.	51 64					
322	A	Eastern Ky.	53 44	291	H	Murray St.	59 64					
141	H	Tennessee Tech	49 66	293	A	Tennessee St.	62 52					
71	H	Belmont	41 64	71	A	Belmont	52 66					
212	H	SIUE	47 51	97	H	Troy	63 89					
270	H	Eastern Ill.	78 49	56	H	Miami (OH)	41 58					

Non-Div I Games: Montevallo 84 52

Jacksonville St.

Average RPI Win:	187	WON-LOST	WINNING	LAST 10	STRENGTH OF	OPP. STRENGTH	TEAM	ADJ.	CONF.	ADJ CONF.
Average RPI Loss:	112	RECORD	PCT. RANK	GAMES	SCHEDULE	OF SCHEDULE	RPI	RPI	RPI	RPI
DIV. I ONLY	15- 4	34	1- 0	161	135	45	45	10	10	
DIV. I NON-CONF.	8- 3	72	0- 0	191	145	65	65	11	11	
TOTALS	RPI 1-25	RPI 26-50	W-L RECORDS	RPI 51-100	RPI 101-150	RPI 150+				
15- 4	0- 1	0- 0	OVERALL	2- 0	4- 2	9- 1				
9- 0	0- 0	0- 0	HOME	2- 0	3- 0	4- 0				
6- 4	0- 1	0- 0	AWAY	0- 0	1- 2	5- 1				
0- 0	0- 0	0- 0	NEUTRAL	0- 0	0- 0	0- 0				
8- 3	0- 1	0- 0	NON-CONFERENCE	1- 0	2- 1	5- 1				
5- 0	0- 0	0- 0	HOME	1- 0	2- 0	2- 0				
3- 3	0- 1	0- 0	AWAY	0- 0	0- 1	3- 1				
0- 0	0- 0	0- 0	NEUTRAL	0- 0	0- 0	0- 0				
7- 1	0- 0	0- 0	CONFERENCE	1- 0	2- 1	4- 0				
4- 0	0- 0	0- 0	HOME	1- 0	1- 0	2- 0				
3- 1	0- 0	0- 0	AWAY	0- 0	1- 1	2- 0				
0- 0	0- 0	0- 0	NEUTRAL	0- 0	0- 0	0- 0				

RPI 1-25				RPI 26-50				Team's RPI: 45				RPI 51-100				RPI 101+			
RPI	S	Opponent	Score	RPI	S	Opponent	Score	RPI	S	Opponent	Score	RPI	S	Opponent	Score	RPI	S	Opponent	Score
18	A	Maryland	63 87									72	H	Northeastern	84 49	102	A	Drexel	51 35
												98	H	Georgetown	69 57	103	A	Wake Forest	49 50
																111	H	Dayton	68 55
																127	H	St. John's (NY)	64 51
																136	A	UNCW	63 66
																144	H	William & Mary	65 48
																172	A	Delaware	68 43
																180	H	George Washington	50 37
																189	A	Hampton	65 72
																191	H	Elon	82 30
																226	A	Robert Morris	59 36
																229	A	Liberty	74 53
																234	H	Hofstra	77 54
																277	H	Winthrop	56 39
																295	A	Col. of Charleston	91 50
																347	A	Delaware St.	103 57
LAST 12 Division I GAMES:																			
295	A	Col. of Charleston	91 50	191	H	Elon	82 30												
136	A	UNCW	63 66	144	H	William & Mary	65 48												
72	H	Northeastern	84 49	226	A	Robert Morris	59 36												
234	H	Hofstra	77 54	127	H	St. John's (NY)	64 51												
102	A	Drexel	51 35	103	A	Wake Forest	49 50												
172	A	Delaware	68 43	18	A	Maryland	63 87												

Non-Div I Games:

James Madison

■ Loss,
■ Non-Conf, S Site,
■ Home
■ Away
N Neutral

Kansas

Through Games Of Feb. 1, 2019

Average RPI Win:	174	WON-LOST	WINNING	LAST 10	STRENGTH OF	OPP. STRENGTH	TEAM	ADJ.	CONF.	ADJ CONF.
Average RPI Loss:	60	RECORD	PCT. RANK	GAMES	SCHEDULE	OF SCHEDULE	RPI	RPI	RPI	RPI
DIV. I ONLY	12- 7	103	1- 0	90	49	88	88	3	3	
DIV. I NON-CONF.	10- 1	17	1- 0	233	158	47	47	3	3	
TOTALS	RPI 1-25	RPI 26-50	W-L RECORDS	RPI 51-100	RPI 101-150	RPI 150+				
12- 7	0- 2	0- 1	OVERALL	3- 3	2- 0	7- 1				
8- 3	0- 2	0- 0	HOME	0- 1	1- 0	7- 0				
2- 4	0- 0	0- 1	AWAY	2- 2	0- 0	0- 1				
2- 0	0- 0	0- 0	NEUTRAL	1- 0	1- 0	0- 0				
10- 1	0- 0	0- 0	NON-CONFERENCE	2- 1	1- 0	7- 0				
7- 0	0- 0	0- 0	HOME	0- 0	0- 0	7- 0				
1- 1	0- 0	0- 0	AWAY	1- 1	0- 0	0- 0				
2- 0	0- 0	0- 0	NEUTRAL	1- 0	1- 0	0- 0				
2- 6	0- 2	0- 1	CONFERENCE	1- 2	1- 0	0- 1				
1- 3	0- 2	0- 0	HOME	0- 1	1- 0	0- 0				
1- 3	0- 0	0- 1	AWAY	1- 1	0- 0	0- 1				
0- 0	0- 0	0- 0	NEUTRAL	0- 0	0- 0	0- 0				

RPI	S	Opponent	Score	RPI	S	Opponent	Score	RPI	S	Opponent	Score	RPI	S	Opponent	Score
2	H	Baylor	68 94	28	A	Texas	43 62	51	A	TCU	53 58	114	N	Washington St.	71 63
12	H	Iowa St.	73 82					52	A	Kansas St.	61 54	138	H	Oklahoma	88 79
								55	A	LSU	68 61	156	A	Texas Tech	66 69
								82	N	Northwestern	66 57	176	H	Grambling	76 45
								84	H	Oklahoma St.	62 72	178	H	Oral Roberts	70 58
								87	A	Nebraska	52 58	193	H	George Mason	77 56
												204	H	UMKC	67 55
												273	H	Vermont	77 36
												299	H	Alabama A&M	65 54
												327	H	Iona	75 44
LAST 12 Division I GAMES:															
51	A	TCU	53 58	82	N	Northwestern	66 57								
28	A	Texas	43 62	138	H	Oklahoma	88 79								
84	H	Oklahoma St.	62 72	12	H	Iowa St.	73 82								
2	H	Baylor	68 94	273	H	Vermont	77 36								
52	A	Kansas St.	61 54	114	N	Washington St.	71 63								
156	A	Texas Tech	66 69	176	H	Grambling	76 45								

Non-Div I Games:

Kansas

Loss, Non-Conf, S Site, H Home A Away N Neutral

Average RPI Win:	145	WON-LOST	WINNING	LAST 10	STRENGTH OF	OPP. STRENGTH	TEAM	ADJ.	CONF.	ADJ CONF.
Average RPI Loss:	35	RECORD	PCT. RANK	GAMES	SCHEDULE	OF SCHEDULE	RPI	RPI	RPI	RPI
DIV. I ONLY	13- 8	109	0- 1	31	14	52	52	3	3	
DIV. I NON-CONF.	9- 3	61	0- 0	103	29	53	53	3	3	
TOTALS	RPI 1-25	RPI 26-50	W-L RECORDS	RPI 51-100	RPI 101-150	RPI 150+				
13- 8	0- 4	1- 1	OVERALL	5- 3	1- 0	6- 0				
10- 2	0- 0	1- 0	HOME	3- 2	1- 0	5- 0				
2- 3	0- 2	0- 0	AWAY	1- 1	0- 0	1- 0				
1- 3	0- 2	0- 1	NEUTRAL	1- 0	0- 0	0- 0				
9- 3	0- 2	0- 1	NON-CONFERENCE	4- 0	0- 0	5- 0				
7- 0	0- 0	0- 0	HOME	2- 0	0- 0	5- 0				
1- 0	0- 0	0- 0	AWAY	1- 0	0- 0	0- 0				
1- 3	0- 2	0- 1	NEUTRAL	1- 0	0- 0	0- 0				
4- 5	0- 2	1- 0	CONFERENCE	1- 3	1- 0	1- 0				
3- 2	0- 0	1- 0	HOME	1- 2	1- 0	0- 0				
1- 3	0- 2	0- 0	AWAY	0- 1	0- 0	1- 0				
0- 0	0- 0	0- 0	NEUTRAL	0- 0	0- 0	0- 0				

RPI 1-25				RPI 26-50				RPI 51-100 Team's RPI: 52				RPI 101+			
RPI	S	Opponent	Score	RPI	S	Opponent	Score	RPI	S	Opponent	Score	RPI	S	Opponent	Score
2	A	Baylor	50 65	28	H	Texas	87 69	51	H	TCU	47 61	138	H	Oklahoma	86 56
9	N	Syracuse	61 70	36	N	DePaul	59 79	63	A	West Virginia	30 60	156	A	Texas Tech	66 62
12	A	Iowa St.	58 96					66	H	Lamar University	73 55	168	H	Vanderbilt	72 61
16	N	Arizona St.	51 65					77	A	Little Rock	53 47	186	H	North Texas	60 42
								79	H	UNI	72 62	204	H	UMKC	61 50
								84	H	Oklahoma St.	59 48	296	H	Central Ark.	70 54
								86	N	Princeton	80 61	312	H	Omaha	61 46
								88	H	Kansas	54 61				
LAST 12 Division I GAMES:															
				84	H	Oklahoma St.	59 48	51	H	TCU	47 61				
				156	A	Texas Tech	66 62	63	A	West Virginia	30 60				
				28	H	Texas	87 69	12	A	Iowa St.	58 96				
				88	H	Kansas	54 61	79	H	UNI	72 62				
				2	A	Baylor	50 65	296	H	Central Ark.	70 54				
				138	H	Oklahoma	86 56	16	N	Arizona St.	51 65				

Non-Div I Games:

Kansas St.

■ Loss,
■ Non-Conf,
■ S Site,
■ H Home
■ A Away
N Neutral

Average RPI Win:	267	WON-LOST	WINNING	LAST 10	STRENGTH OF	OPP. STRENGTH	TEAM	ADJ.	CONF.	ADJ CONF.
Average RPI Loss:	177	RECORD	PCT. RANK	GAMES	SCHEDULE	OF SCHEDULE	RPI	RPI	RPI	RPI
DIV. I ONLY	4- 14	306	0- 1	160	322	294	294	24	24	
DIV. I NON-CONF.	3- 9	271	0- 0	154	317	275	275	27	27	
TOTALS	RPI 1-25	RPI 26-50	W-L RECORDS	RPI 51-100	RPI 101-150	RPI 150+				
4- 14	0- 1	0- 1	OVERALL	0- 2	0- 2	4- 8				
3- 3	0- 0	0- 0	HOME	0- 1	0- 0	3- 2				
0- 7	0- 0	0- 1	AWAY	0- 0	0- 2	0- 4				
1- 4	0- 1	0- 0	NEUTRAL	0- 1	0- 0	1- 2				
3- 9	0- 1	0- 1	NON-CONFERENCE	0- 1	0- 1	3- 5				
2- 0	0- 0	0- 0	HOME	0- 0	0- 0	2- 0				
0- 5	0- 0	0- 1	AWAY	0- 0	0- 1	0- 3				
1- 4	0- 1	0- 0	NEUTRAL	0- 1	0- 0	1- 2				
1- 5	0- 0	0- 0	CONFERENCE	0- 1	0- 1	1- 3				
1- 3	0- 0	0- 0	HOME	0- 1	0- 0	1- 2				
0- 2	0- 0	0- 0	AWAY	0- 0	0- 1	0- 1				
0- 0	0- 0	0- 0	NEUTRAL	0- 0	0- 0	0- 0				

RPI 1-25				RPI 26-50				RPI 51-100				RPI 101+ Team's RPI: 294			
RPI	S	Opponent	Score	RPI	S	Opponent	Score	RPI	S	Opponent	Score	RPI	S	Opponent	Score
22	N	Michigan St.	51 75	42	A	Georgia Tech	35 60	91	H	FGCU	46 69	118	A	Seton Hall	80 102
								96	N	Idaho St.	49 60	145	A	North Ala.	55 80
												163	A	Georgia St.	73 79
												170	A	Mercer	48 64
												227	H	Furman	74 63
												229	H	Liberty	61 67
												230	H	Jacksonville	75 55
												246	A	East Carolina	56 68
												262	N	Bethune-Cookman	61 64
												265	H	Ga. Southern	78 59
												284	H	North Florida	60 71
												304	N	UMBC	53 57
												305	A	NJIT	60 66
												346	N	N.C. Central	78 54
LAST 12 Division I GAMES:															
		91	H	FGCU	46	69			284	H	North Florida	60	71		
		229	H	Liberty	61	67			145	A	North Ala.	55	80		
		230	H	Jacksonville	75	55			42	A	Georgia Tech	35	60		
		305	A	NJIT	60	66			163	A	Georgia St.	73	79		
		346	N	N.C. Central	78	54			170	A	Mercer	48	64		
		262	N	Bethune-Cookman	61	64			265	H	Ga. Southern	78	59		

Non-Div I Games: Middle Ga. St. 80 70

Kennesaw St.

■ Loss,
■ Non-Conf,
■ S Site,
■ H Home
■ A Away
N Neutral

Average RPI Win:	202	WON-LOST	WINNING	LAST 10	STRENGTH OF	OPP. STRENGTH	TEAM	ADJ.	CONF.	ADJ CONF.
Average RPI Loss:	74	RECORD	PCT. RANK	GAMES	SCHEDULE	OF SCHEDULE	RPI	RPI	RPI	RPI
DIV. I ONLY	9- 8	147	0- 1	63	116	89	89	8	8	
DIV. I NON-CONF.	6- 4	125	0- 0	135	166	95	95	8	8	
TOTALS	RPI 1-25	RPI 26-50	W-L RECORDS	RPI 51-100	RPI 101-150	RPI 150+				
9- 8	0- 2	0- 1	OVERALL	1- 3	2- 0	6- 2				
5- 2	0- 1	0- 0	HOME	0- 0	2- 0	3- 1				
4- 6	0- 1	0- 1	AWAY	1- 3	0- 0	3- 1				
0- 0	0- 0	0- 0	NEUTRAL	0- 0	0- 0	0- 0				
6- 4	0- 1	0- 1	NON-CONFERENCE	0- 1	1- 0	5- 1				
3- 1	0- 0	0- 0	HOME	0- 0	1- 0	2- 1				
3- 3	0- 1	0- 1	AWAY	0- 1	0- 0	3- 0				
0- 0	0- 0	0- 0	NEUTRAL	0- 0	0- 0	0- 0				
3- 4	0- 1	0- 0	CONFERENCE	1- 2	1- 0	1- 1				
2- 1	0- 1	0- 0	HOME	0- 0	1- 0	1- 0				
1- 3	0- 0	0- 0	AWAY	1- 2	0- 0	0- 1				
0- 0	0- 0	0- 0	NEUTRAL	0- 0	0- 0	0- 0				

RPI 1-25				RPI 26-50				RPI 51-100				RPI 101+			
RPI	S	Opponent	Score	RPI	S	Opponent	Score	RPI	S	Opponent	Score	RPI	S	Opponent	Score
6	A	NC State	61 78	31	A	North Carolina	60 73	54	A	Ohio	81 83	108	H	Northern Ill.	87 78
24	H	Central Mich.	75 82					56	A	Miami (OH)	63 79	120	H	Youngstown St.	62 34
								80	A	Toledo	58 47	155	H	Duquesne	72 77
								99	A	Wright St.	55 61	164	A	Ball St.	44 48
												185	H	Eastern Mich.	71 64
												208	A	St. Bonaventure	76 64
												226	A	Robert Morris	54 46
												280	H	Northern Ky.	62 61
												302	H	Oakland	75 65
												305	A	NJIT	57 40
LAST 12 Division I GAMES:															
24	H	Central Mich.	75 82	56	A	Miami (OH)	63 79								
54	A	Ohio	81 83	164	A	Ball St.	44 48								
80	A	Toledo	58 47	208	A	St. Bonaventure	76 64								
108	H	Northern Ill.	87 78	226	A	Robert Morris	54 46								
185	H	Eastern Mich.	71 64	99	A	Wright St.	55 61								
305	A	NJIT	57 40	155	H	Duquesne	72 77								

Non-Div I Games: Clarion 92 38

Kent St.

■ Loss,
 ■ Non-Conf,
 ■ S Site,
 ■ Home
 ■ A Away
 N Neutral

Average RPI Win:	145	WON-LOST	WINNING	LAST 10	STRENGTH OF	OPP. STRENGTH	TEAM	ADJ.	CONF.	ADJ CONF.
Average RPI Loss:	51	RECORD	PCT. RANK	GAMES	SCHEDULE	OF SCHEDULE	RPI	RPI	RPI	RPI
DIV. I ONLY	17- 5	39	0- 1	60	36	32	32	5	5	
DIV. I NON-CONF.	13- 1	9	0- 0	120	65	18	18	5	5	
TOTALS	RPI 1-25	RPI 26-50	W-L RECORDS	RPI 51-100	RPI 101-150	RPI 150+				
17- 5	0- 4	3- 0	OVERALL	3- 0	3- 0	8- 1				
12- 2	0- 1	1- 0	HOME	1- 0	3- 0	7- 1				
2- 3	0- 3	0- 0	AWAY	2- 0	0- 0	0- 0				
3- 0	0- 0	2- 0	NEUTRAL	0- 0	0- 0	1- 0				
13- 1	0- 1	2- 0	NON-CONFERENCE	1- 0	3- 0	7- 0				
10- 0	0- 0	0- 0	HOME	1- 0	3- 0	6- 0				
0- 1	0- 1	0- 0	AWAY	0- 0	0- 0	0- 0				
3- 0	0- 0	2- 0	NEUTRAL	0- 0	0- 0	1- 0				
4- 4	0- 3	1- 0	CONFERENCE	2- 0	0- 0	1- 1				
2- 2	0- 1	1- 0	HOME	0- 0	0- 0	1- 1				
2- 2	0- 2	0- 0	AWAY	2- 0	0- 0	0- 0				
0- 0	0- 0	0- 0	NEUTRAL	0- 0	0- 0	0- 0				

RPI 1-25				RPI 26-50				Team's RPI: 32				RPI 51-100				RPI 101+			
RPI	S	Opponent	Score	RPI	S	Opponent	Score	RPI	S	Opponent	Score	RPI	S	Opponent	Score	RPI	S	Opponent	Score
3	A	Louisville	75 80	31	N	North Carolina	85 75	55	A	LSU	64 60	101	H	Virginia	63 51				
8	A	Mississippi St.	71 86	35	H	Missouri	52 41	58	A	Tennessee	73 71	122	H	Morehead St.	87 57				
17	H	South Carolina	70 74	43	N	UCLA	75 74	73	H	Middle Tenn.	72 55	130	H	High Point	71 49				
20	A	Texas A&M	71 73									165	N	South Fla.	85 63				
												168	H	Vanderbilt	77 55				
												179	H	Southern U.	91 41				
												199	H	Rhode Island	75 52				
												205	H	Ole Miss	49 55				
												233	H	Sacred Heart	71 43				
												243	H	Alabama St.	87 35				
												291	H	Murray St.	88 49				
												334	H	Western Caro.	99 39				
LAST 12 Division I GAMES:																			
				35	H	Missouri	52 41	17	H	South Carolina	70 74								
				55	A	LSU	64 60	20	A	Texas A&M	71 73								
				205	H	Ole Miss	49 55	233	H	Sacred Heart	71 43								
				58	A	Tennessee	73 71	291	H	Murray St.	88 49								
				8	A	Mississippi St.	71 86	334	H	Western Caro.	99 39								
				168	H	Vanderbilt	77 55	73	H	Middle Tenn.	72 55								

Non-Div I Games:

Kentucky

Average RPI Win:	324	WON-LOST	WINNING	LAST 10	STRENGTH OF	OPP. STRENGTH	TEAM	ADJ.	CONF.	ADJ CONF.
Average RPI Loss:	258	RECORD	PCT. RANK	GAMES	SCHEDULE	OF SCHEDULE	RPI	RPI	RPI	RPI
DIV. I ONLY	1- 18	347	0- 1	339	351	351	351	31	31	
DIV. I NON-CONF.	1- 10	330	0- 0	333	345	351	351	31	31	
TOTALS	RPI 1-25	RPI 26-50	W-L RECORDS	RPI 51-100	RPI 101-150	RPI 150+				
1- 18	0- 0	0- 0	OVERALL	0- 1	0- 1	1- 16				
1- 7	0- 0	0- 0	HOME	0- 0	0- 0	1- 7				
0- 10	0- 0	0- 0	AWAY	0- 1	0- 1	0- 8				
0- 1	0- 0	0- 0	NEUTRAL	0- 0	0- 0	0- 1				
1- 10	0- 0	0- 0	NON-CONFERENCE	0- 1	0- 1	1- 8				
1- 3	0- 0	0- 0	HOME	0- 0	0- 0	1- 3				
0- 6	0- 0	0- 0	AWAY	0- 1	0- 1	0- 4				
0- 1	0- 0	0- 0	NEUTRAL	0- 0	0- 0	0- 1				
0- 8	0- 0	0- 0	CONFERENCE	0- 0	0- 0	0- 8				
0- 4	0- 0	0- 0	HOME	0- 0	0- 0	0- 4				
0- 4	0- 0	0- 0	AWAY	0- 0	0- 0	0- 4				
0- 0	0- 0	0- 0	NEUTRAL	0- 0	0- 0	0- 0				

RPI S	Opponent	Score	RPI S	Opponent	Score	RPI S	Opponent	Score	RPI S	Opponent	Score	Team's RPI: 351
						59	A Michigan	38 83	133	A Lehigh	38 72	
									153	N UC Irvine	71 84	
									220	A Mt. St. Mary's	45 61	
									226	H Robert Morris	37 89	
									233	A Sacred Heart	53 75	
									239	H Saint Francis (PA)	66 80	
									272	H St. Francis Brooklyn	67 79	
									290	H Army West Point	42 57	
									292	A Bryant	62 69	
									297	H UMass Lowell	64 69	
									303	A Central Conn. St.	57 63	
									305	H NJIT	51 72	
									307	A Fairfield	43 71	
									311	A Saint Peter's	59 86	
									324	H Lafayette	55 50	
									330	A Manhattan	46 61	
									339	A Grand Canyon	62 65	
									342	H Fairleigh Dickinson	52 69	
LAST 12 Division I GAMES:												
272	H	St. Francis Brooklyn	67	79	303	A	Central Conn. St.	57	63			
342	H	Fairleigh Dickinson	52	69	220	A	Mt. St. Mary's	45	61			
226	H	Robert Morris	37	89	324	H	Lafayette	55	50			
239	H	Saint Francis (PA)	66	80	133	A	Lehigh	38	72			
233	A	Sacred Heart	53	75	305	H	NJIT	51	72			
292	A	Bryant	62	69	59	A	Michigan	38	83			

Non-Div I Games:

LIU Brooklyn

■ Loss,
 ■ Non-Conf,
 ■ S Site,
 ■ H Home
 ■ A Away
 N Neutral

Average RPI Win:	234	WON-LOST	WINNING	LAST 10	STRENGTH OF	OPP. STRENGTH	TEAM	ADJ.	CONF.	ADJ CONF.
Average RPI Loss:	147	RECORD	PCT. RANK	GAMES	SCHEDULE	OF SCHEDULE	RPI	RPI	RPI	RPI
DIV. I ONLY	3- 19	330	0- 1	116	193	288	288	17	17	
DIV. I NON-CONF.	3- 11	292	0- 0	79	221	227	227	16	16	
TOTALS	RPI 1-25	RPI 26-50	W-L RECORDS	RPI 51-100	RPI 101-150	RPI 150+				
3- 19	0- 0	0- 2	OVERALL	0- 3	0- 6	3- 8				
1- 8	0- 0	0- 0	HOME	0- 0	0- 3	1- 5				
0- 11	0- 0	0- 2	AWAY	0- 3	0- 3	0- 3				
2- 0	0- 0	0- 0	NEUTRAL	0- 0	0- 0	2- 0				
3- 11	0- 0	0- 2	NON-CONFERENCE	0- 3	0- 3	3- 3				
1- 3	0- 0	0- 0	HOME	0- 0	0- 2	1- 1				
0- 8	0- 0	0- 2	AWAY	0- 3	0- 1	0- 2				
2- 0	0- 0	0- 0	NEUTRAL	0- 0	0- 0	2- 0				
0- 8	0- 0	0- 0	CONFERENCE	0- 0	0- 3	0- 5				
0- 5	0- 0	0- 0	HOME	0- 0	0- 1	0- 4				
0- 3	0- 0	0- 0	AWAY	0- 0	0- 2	0- 1				
0- 0	0- 0	0- 0	NEUTRAL	0- 0	0- 0	0- 0				

RPI 1-25			RPI 26-50			RPI 51-100			RPI 101+ Team's RPI: 288		
RPI	S	Opponent	Score	RPI	S	Opponent	Score	RPI	S	Opponent	Score
				38	A	Oregon St.	46 100	62	A	Harvard	43 88
				39	A	Villanova	68 81	81	A	Penn	34 65
								90	A	Providence	47 77
LAST 12 Division I GAMES:											
155	H	Duquesne	62 66	142	H	Fordham	54 65	102	H	Drexel	43 58
283	A	Saint Joseph's	57 60	274	H	Richmond	60 74	111	A	Dayton	45 84
180	H	George Washington	59 67	202	A	Temple	47 75	121	A	Towson	68 92
198	H	Massachusetts	60 74	90	A	Providence	47 77	124	A	VCU	38 68
124	A	VCU	38 68	151	N	Pepperdine	62 55	127	H	St. John's (NY)	57 83
111	A	Dayton	45 84	280	N	Northern Ky.	74 56	142	H	Fordham	54 65
				283	A	Saint Joseph's	57 60	151	N	Pepperdine	62 55
								155	H	Duquesne	62 66
								180	H	George Washington	59 67
								198	H	Massachusetts	60 74
								202	A	Temple	47 75
								226	A	Robert Morris	39 67
								245	H	Howard	54 57
								271	H	Norfolk St.	62 52
								274	H	Richmond	60 74
								280	N	Northern Ky.	74 56
								283	A	Saint Joseph's	57 60

Non-Div I Games:

La Salle

■ Loss,
 ■ Non-Conf,
 ■ S Site,
 ■ H Home
 ■ A Away
 N Neutral

Average RPI Win:	309	WON-LOST	WINNING	LAST 10	STRENGTH OF	OPP. STRENGTH	TEAM	ADJ.	CONF.	ADJ CONF.
Average RPI Loss:	186	RECORD	PCT. RANK	GAMES	SCHEDULE	OF SCHEDULE	RPI	RPI	RPI	RPI
DIV. I ONLY	5- 12	279	0- 1	321	250	308	308	13	13	
DIV. I NON-CONF.	4- 5	190	0- 0	349	329	319	319	15	15	
TOTALS	RPI 1-25	RPI 26-50	W-L RECORDS	RPI 51-100	RPI 101-150	RPI 150+				
5- 12	0- 0	0- 0	OVERALL	0- 2	0- 1	5- 9				
3- 3	0- 0	0- 0	HOME	0- 0	0- 0	3- 3				
2- 9	0- 0	0- 0	AWAY	0- 2	0- 1	2- 6				
0- 0	0- 0	0- 0	NEUTRAL	0- 0	0- 0	0- 0				
4- 5	0- 0	0- 0	NON-CONFERENCE	0- 0	0- 0	4- 5				
2- 1	0- 0	0- 0	HOME	0- 0	0- 0	2- 1				
2- 4	0- 0	0- 0	AWAY	0- 0	0- 0	2- 4				
0- 0	0- 0	0- 0	NEUTRAL	0- 0	0- 0	0- 0				
1- 7	0- 0	0- 0	CONFERENCE	0- 2	0- 1	1- 4				
1- 2	0- 0	0- 0	HOME	0- 0	0- 0	1- 2				
0- 5	0- 0	0- 0	AWAY	0- 2	0- 1	0- 2				
0- 0	0- 0	0- 0	NEUTRAL	0- 0	0- 0	0- 0				

RPI 1-25				RPI 26-50				RPI 51-100				RPI 101+				Team's RPI: 308	
RPI	S	Opponent	Score	RPI	S	Opponent	Score	RPI	S	Opponent	Score	RPI	S	Opponent	Score		
								77	A	Little Rock	44	63	128	A	South Alabama	49	77
								97	A	Troy	56	78	156	A	Texas Tech	42	86
													163	H	Georgia St.	41	56
													182	A	Arkansas St.	54	64
													195	H	Coastal Caro.	54	79
													200	A	SMU	38	49
													201	H	Nicholls St.	54	55
													236	A	Louisiana	45	52
													264	A	Southeastern La.	42	49
													265	H	Ga. Southern	58	57
													313	A	New Orleans	57	44
													315	H	Mississippi Val.	72	65
													319	H	McNeese	69	60
													331	A	Northwestern St.	63	55
													338	A	Houston Baptist	60	68
LAST 12 Division I GAMES:																	
				97	A	Troy	56	78					195	H	Coastal Caro.	54	79
				236	A	Louisiana	45	52					128	A	South Alabama	49	77
				163	H	Georgia St.	41	56					338	A	Houston Baptist	60	68
				265	H	Ga. Southern	58	57					264	A	Southeastern La.	42	49
				182	A	Arkansas St.	54	64					201	H	Nicholls St.	54	55
				77	A	Little Rock	44	63					315	H	Mississippi Val.	72	65

Non-Div I Games: LSU-Alexandria 93 62 Ark.-Monticello 70 39

La.-Monroe

■ Loss,
 ■ Non-Conf, S Site,
 ■ Home
 ■ Away
 N Neutral

Lafayette

Through Games Of Feb. 1, 2019

Average RPI Win:	259	WON-LOST	WINNING	LAST 10	STRENGTH OF	OPP. STRENGTH	TEAM	ADJ.	CONF.	ADJ CONF.
Average RPI Loss:	226	RECORD	PCT. RANK	GAMES	SCHEDULE	OF SCHEDULE	RPI	RPI	RPI	RPI
DIV. I ONLY	7- 13	255	0- 1	335	292	324	324	19	19	
DIV. I NON-CONF.	5- 6	177	0- 1	351	336	334	334	22	22	
TOTALS	RPI 1-25	RPI 26-50	W-L RECORDS	RPI 51-100	RPI 101-150	RPI 150+				
7- 13	0- 0	0- 1	OVERALL	0- 0	0- 2	7- 10				
5- 5	0- 0	0- 1	HOME	0- 0	0- 1	5- 3				
2- 7	0- 0	0- 0	AWAY	0- 0	0- 1	2- 6				
0- 1	0- 0	0- 0	NEUTRAL	0- 0	0- 0	0- 1				
5- 6	0- 0	0- 0	NON-CONFERENCE	0- 0	0- 0	5- 6				
3- 2	0- 0	0- 0	HOME	0- 0	0- 0	3- 2				
2- 3	0- 0	0- 0	AWAY	0- 0	0- 0	2- 3				
0- 1	0- 0	0- 0	NEUTRAL	0- 0	0- 0	0- 1				
2- 7	0- 0	0- 1	CONFERENCE	0- 0	0- 2	2- 4				
2- 3	0- 0	0- 1	HOME	0- 0	0- 1	2- 1				
0- 4	0- 0	0- 0	AWAY	0- 0	0- 1	0- 3				
0- 0	0- 0	0- 0	NEUTRAL	0- 0	0- 0	0- 0				

RPI S	Opponent	Score	RPI S	Opponent	Score	RPI S	Opponent	Score	RPI S	Opponent	Score	Team's RPI: 324
			49	H Bucknell	47 56				109	A American	45 60	
									133	H Lehigh	43 70	
									161	H Boston U.	44 47	
									172	N Delaware	47 65	
									209	H Holy Cross	73 63	
									214	A Colgate	49 60	
									215	H Navy	55 42	
									216	H Binghamton	59 50	
									235	H Cornell	59 62	
									250	H Monmouth	73 69	
									259	H Albany (NY)	67 66	
									287	A Fla. Atlantic	49 53	
									290	A Army West Point	50 65	
									298	A Loyola Maryland	50 62	
									311	H Saint Peter's	60 62	
									325	A Wagner	66 43	
									330	A Manhattan	49 60	
									342	A Fairleigh Dickinson	63 57	
									351	A LIU Brooklyn	50 55	
LAST 12 Division I GAMES:												
			109	A American	45 60				172	N Delaware	47 65	
			215	H Navy	55 42				161	H Boston U.	44 47	
			298	A Loyola Maryland	50 62				209	H Holy Cross	73 63	
			290	A Army West Point	50 65				133	H Lehigh	43 70	
			49	H Bucknell	47 56				351	A LIU Brooklyn	50 55	
			214	A Colgate	49 60				235	H Cornell	59 62	

Non-Div I Games:

Lafayette

Loss, Non-Conf, S Site, H Home A Away N Neutral

Average RPI Win:	232	WON-LOST	WINNING	LAST 10	STRENGTH OF	OPP. STRENGTH	TEAM	ADJ.	CONF.	ADJ CONF.
Average RPI Loss:	71	RECORD	PCT. RANK	GAMES	SCHEDULE	OF SCHEDULE	RPI	RPI	RPI	RPI
DIV. I ONLY	11- 4	60	0- 0	163	199	66	66	27	27	
DIV. I NON-CONF.	3- 4	199	0- 0	7	25	26	26	23	23	

TOTALS	RPI 1-25	RPI 26-50	W-L RECORDS	RPI 51-100	RPI 101-150	RPI 150+
11- 4	1- 1	0- 0	OVERALL	1- 2	0- 0	9- 1
6- 0	0- 0	0- 0	HOME	1- 0	0- 0	5- 0
5- 3	1- 1	0- 0	AWAY	0- 1	0- 0	4- 1
0- 1	0- 0	0- 0	NEUTRAL	0- 1	0- 0	0- 0
3- 4	1- 1	0- 0	NON-CONFERENCE	1- 2	0- 0	1- 1
1- 0	0- 0	0- 0	HOME	1- 0	0- 0	0- 0
2- 3	1- 1	0- 0	AWAY	0- 1	0- 0	1- 1
0- 1	0- 0	0- 0	NEUTRAL	0- 1	0- 0	0- 0
8- 0	0- 0	0- 0	CONFERENCE	0- 0	0- 0	8- 0
5- 0	0- 0	0- 0	HOME	0- 0	0- 0	5- 0
3- 0	0- 0	0- 0	AWAY	0- 0	0- 0	3- 0
0- 0	0- 0	0- 0	NEUTRAL	0- 0	0- 0	0- 0

RPI 1-25				RPI 26-50				RPI 51-100				Team's RPI: 66		RPI 101+			
RPI	S	Opponent	Score	RPI	S	Opponent	Score	RPI	S	Opponent	Score		RPI	S	Opponent	Score	
8	A	Mississippi St.	53 104					52	A	Kansas St.	55 73		171	A	Denver	110 117	
20	A	Texas A&M	74 68					54	N	Ohio	62 87		201	H	Nicholls St.	78 65	
								75	H	Pacific	82 66		207	A	Sam Houston St.	83 72	
													236	A	Louisiana	79 77	
													264	H	Southeastern La.	94 54	
													279	H	A&M-Corpus Christi	76 58	
													296	H	Central Ark.	57 37	
													313	A	New Orleans	79 57	
													318	A	Incarnate Word	77 51	
													338	H	Houston Baptist	63 50	
LAST 12 Division I GAMES:																	
318	A	Incarnate Word	77 51	201	H	Nicholls St.	78 65										
264	H	Southeastern La.	94 54	207	A	Sam Houston St.	83 72										
296	H	Central Ark.	57 37	75	H	Pacific	82 66										
313	A	New Orleans	79 57	52	A	Kansas St.	55 73										
279	H	A&M-Corpus Christi	76 58	20	A	Texas A&M	74 68										
338	H	Houston Baptist	63 50	54	N	Ohio	62 87										

Non-Div I Games: LeTourneau 104 27 Louisiana Col. 94 43 McMurry 100 37 Howard Payne 93 37 Lamar University

Average RPI Win:	262	WON-LOST	WINNING	LAST 10	STRENGTH OF	OPP. STRENGTH	TEAM	ADJ.	CONF.	ADJ CONF.
Average RPI Loss:	86	RECORD	PCT. RANK	GAMES	SCHEDULE	OF SCHEDULE	RPI	RPI	RPI	RPI
DIV. I ONLY	13- 6	76	0- 1	200	251	133	133	19	19	
DIV. I NON-CONF.	7- 3	83	0- 1	195	259	146	146	22	22	
TOTALS	RPI 1-25	RPI 26-50	W-L RECORDS	RPI 51-100	RPI 101-150	RPI 150+				
13- 6	0- 1	0- 2	OVERALL	0- 0	0- 1	13- 2				
8- 3	0- 0	0- 1	HOME	0- 0	0- 1	8- 1				
5- 3	0- 1	0- 1	AWAY	0- 0	0- 0	5- 1				
0- 0	0- 0	0- 0	NEUTRAL	0- 0	0- 0	0- 0				
7- 3	0- 1	0- 1	NON-CONFERENCE	0- 0	0- 0	7- 1				
5- 2	0- 0	0- 1	HOME	0- 0	0- 0	5- 1				
2- 1	0- 1	0- 0	AWAY	0- 0	0- 0	2- 0				
0- 0	0- 0	0- 0	NEUTRAL	0- 0	0- 0	0- 0				
6- 3	0- 0	0- 1	CONFERENCE	0- 0	0- 1	6- 1				
3- 1	0- 0	0- 0	HOME	0- 0	0- 1	3- 0				
3- 2	0- 0	0- 1	AWAY	0- 0	0- 0	3- 1				
0- 0	0- 0	0- 0	NEUTRAL	0- 0	0- 0	0- 0				

RPI 1-25				RPI 26-50				RPI 51-100				RPI 101+ Team's RPI: 133			
RPI	S	Opponent	Score	RPI	S	Opponent	Score	RPI	S	Opponent	Score	RPI	S	Opponent	Score
1	A	Notre Dame	68 95	39	H	Villanova	48 70					109	H	American	53 61
				49	A	Bucknell	53 71					157	H	Charlotte	60 62
												161	A	Boston U.	45 58
												209	H	Holy Cross	64 55
												214	H	Colgate	86 58
												215	A	Navy	56 38
												216	A	Binghamton	65 55
												233	H	Sacred Heart	70 66
												235	H	Cornell	67 54
												250	H	Monmouth	63 48
												271	H	Norfolk St.	62 41
												290	A	Army West Point	73 50
												298	H	Loyola Maryland	51 42
												303	A	Central Conn. St.	88 62
												324	A	Lafayette	70 43
												351	H	LIU Brooklyn	72 38
LAST 12 Division I GAMES:															
290	A	Army West Point	73 50	157	H	Charlotte	60 62								
214	H	Colgate	86 58	298	H	Loyola Maryland	51 42								
109	H	American	53 61	215	A	Navy	56 38								
49	A	Bucknell	53 71	324	A	Lafayette	70 43								
161	A	Boston U.	45 58	1	A	Notre Dame	68 95								
209	H	Holy Cross	64 55	351	H	LIU Brooklyn	72 38								

Non-Div I Games: Kutztown 73 39

Lehigh

■ Loss,
 ■ Non-Conf,
 ■ S Site,
 ■ H Home
 ■ A Away
 N Neutral

Liberty

Through Games Of Feb. 1, 2019

Average RPI Win: 255	WON-LOST	WINNING	LAST 10	STRENGTH OF	OPP. STRENGTH	TEAM	ADJ.	CONF.	ADJ CONF.
Average RPI Loss: 172	RECORD	PCT. RANK	GAMES	SCHEDULE	OF SCHEDULE	RPI	RPI	RPI	RPI
DIV. I ONLY	7- 12	241	0- 1	224	246	229	229	24	24
DIV. I NON-CONF.	3- 9	271	0- 1	150	237	262	262	27	27
TOTALS	RPI 1-25	RPI 26-50	W-L RECORDS	RPI 51-100	RPI 101-150	RPI 150+			
7- 12	0- 1	0- 1	OVERALL	0- 2	0- 1	7- 7			
2- 3	0- 0	0- 1	HOME	0- 1	0- 0	2- 1			
4- 6	0- 0	0- 0	AWAY	0- 1	0- 1	4- 4			
1- 3	0- 1	0- 0	NEUTRAL	0- 0	0- 0	1- 2			
3- 9	0- 1	0- 1	NON-CONFERENCE	0- 1	0- 1	3- 5			
1- 2	0- 0	0- 1	HOME	0- 1	0- 0	1- 0			
1- 4	0- 0	0- 0	AWAY	0- 0	0- 1	1- 3			
1- 3	0- 1	0- 0	NEUTRAL	0- 0	0- 0	1- 2			
4- 3	0- 0	0- 0	CONFERENCE	0- 1	0- 0	4- 2			
1- 1	0- 0	0- 0	HOME	0- 0	0- 0	1- 1			
3- 2	0- 0	0- 0	AWAY	0- 1	0- 0	3- 1			
0- 0	0- 0	0- 0	NEUTRAL	0- 0	0- 0	0- 0			

RPI 1-25			RPI 26-50			RPI 51-100			RPI 101+ Team's RPI: 229		
RPI	S	Opponent	Score	RPI	S	Opponent	Score	RPI	S	Opponent	Score
15	N	UCF	45 53	45	H	James Madison	53 74	69	H	Virginia Tech	61 72
								91	A	FGCU	50 68
								126	A	Chattanooga	60 75
								155	N	Duquesne	55 51
								157	N	Charlotte	61 63
								228	A	Stetson	52 69
								230	A	Jacksonville	85 75
								230	H	Jacksonville	52 64
								239	H	Saint Francis (PA)	82 53
								246	A	East Carolina	63 66
								248	A	ETSU	89 86
								262	A	Bethune-Cookman	76 81
								271	N	Norfolk St.	53 66
								284	H	North Florida	69 53
								294	A	Kennesaw St.	67 61
								323	A	UNC Greensboro	45 48
								332	A	Lipscomb	77 60
LAST 12 Division I GAMES:											
230	A	Jacksonville	85 75	271	N	Norfolk St.	53 66				
284	H	North Florida	69 53	332	A	Lipscomb	77 60				
294	A	Kennesaw St.	67 61	155	N	Duquesne	55 51				
230	H	Jacksonville	52 64	15	N	UCF	45 53				
228	A	Stetson	52 69	323	A	UNC Greensboro	45 48				
91	A	FGCU	50 68	246	A	East Carolina	63 66				

Non-Div I Games: West Chester 61 42

Liberty

Loss, Non-Conf, S Site, H Home A Away N Neutral

Average RPI Win:	296	WON-LOST	WINNING	LAST 10	STRENGTH OF	OPP. STRENGTH	TEAM	ADJ.	CONF.	ADJ CONF.
Average RPI Loss:	188	RECORD	PCT. RANK	GAMES	SCHEDULE	OF SCHEDULE	RPI	RPI	RPI	RPI
DIV. I ONLY	2- 18	338	0- 1	223	296	332	332	24	24	
DIV. I NON-CONF.	2- 11	316	0- 0	155	305	294	294	27	27	
TOTALS	RPI 1-25	RPI 26-50	W-L RECORDS	RPI 51-100	RPI 101-150	RPI 150+				
2- 18	0- 0	0- 1	OVERALL	0- 3	0- 4	2- 10				
1- 7	0- 0	0- 0	HOME	0- 0	0- 2	1- 5				
1- 11	0- 0	0- 1	AWAY	0- 3	0- 2	1- 5				
0- 0	0- 0	0- 0	NEUTRAL	0- 0	0- 0	0- 0				
2- 11	0- 0	0- 1	NON-CONFERENCE	0- 2	0- 4	2- 4				
1- 4	0- 0	0- 0	HOME	0- 0	0- 2	1- 2				
1- 7	0- 0	0- 1	AWAY	0- 2	0- 2	1- 2				
0- 0	0- 0	0- 0	NEUTRAL	0- 0	0- 0	0- 0				
0- 7	0- 0	0- 0	CONFERENCE	0- 1	0- 0	0- 6				
0- 3	0- 0	0- 0	HOME	0- 0	0- 0	0- 3				
0- 4	0- 0	0- 0	AWAY	0- 1	0- 0	0- 3				
0- 0	0- 0	0- 0	NEUTRAL	0- 0	0- 0	0- 0				

RPI S	Opponent	Score	RPI S	Opponent	Score	RPI S	Opponent	Score	RPI S	Opponent	Score	Team's RPI: 332
			41 A	Clemson	26 68	71 A	Belmont	43 83	106 A	Georgia	45 77	
						78 A	Cincinnati	55 71	122 A	Morehead St.	44 79	
						91 A	FGCU	40 82	129 H	UT Martin	53 62	
									141 H	Tennessee Tech	52 67	
									228 A	Stetson	49 76	
									228 H	Stetson	65 80	
									229 H	Liberty	60 77	
									230 A	Jacksonville	47 62	
									230 H	Jacksonville St.	46 58	
									278 A	Austin Peay	58 70	
									284 H	North Florida	53 68	
									291 A	Murray St.	61 97	
									293 H	Tennessee St.	64 62	
									295 H	Col. of Charleston	63 65	
									299 A	Alabama A&M	62 58	
									305 A	NJIT	67 80	
LAST 12 Division I GAMES:												
			91 A	FGCU	40 82	229 H	Liberty	60 77				
			305 A	NJIT	67 80	228 A	Stetson	49 76				
			228 H	Stetson	65 80	141 H	Tennessee Tech	52 67				
			284 H	North Florida	53 68	106 A	Georgia	45 77				
			230 A	Jacksonville	47 62	295 H	Col. of Charleston	63 65				
			122 A	Morehead St.	44 79	129 H	UT Martin	53 62				

Non-Div I Games:

Lipscomb

■ Loss,
■ Non-Conf,
■ S Site,
■ H Home
■ A Away
N Neutral

Little Rock

Through Games Of Feb. 1, 2019

Average RPI Win:	191	WON-LOST	WINNING	LAST 10	STRENGTH OF	OPP. STRENGTH	TEAM	ADJ.	CONF.	ADJ CONF.
Average RPI Loss:	59	RECORD	PCT. RANK	GAMES	SCHEDULE	OF SCHEDULE	RPI	RPI	RPI	RPI
DIV. I ONLY	11- 8	124	1- 0	46	109	77	77	13	13	
DIV. I NON-CONF.	4- 7	228	0- 0	42	16	131	131	15	15	
TOTALS	RPI 1-25	RPI 26-50	W-L RECORDS	RPI 51-100	RPI 101-150	RPI 150+				
11- 8	0- 2	0- 1	OVERALL	0- 4	4- 1	7- 0				
5- 5	0- 2	0- 1	HOME	0- 1	1- 1	4- 0				
6- 3	0- 0	0- 0	AWAY	0- 3	3- 0	3- 0				
0- 0	0- 0	0- 0	NEUTRAL	0- 0	0- 0	0- 0				
4- 7	0- 2	0- 1	NON-CONFERENCE	0- 3	1- 1	3- 0				
1- 5	0- 2	0- 1	HOME	0- 1	0- 1	1- 0				
3- 2	0- 0	0- 0	AWAY	0- 2	1- 0	2- 0				
0- 0	0- 0	0- 0	NEUTRAL	0- 0	0- 0	0- 0				
7- 1	0- 0	0- 0	CONFERENCE	0- 1	3- 0	4- 0				
4- 0	0- 0	0- 0	HOME	0- 0	1- 0	3- 0				
3- 1	0- 0	0- 0	AWAY	0- 1	2- 0	1- 0				
0- 0	0- 0	0- 0	NEUTRAL	0- 0	0- 0	0- 0				

RPI 1-25				RPI 26-50				RPI 51-100 Team's RPI: 77				RPI 101+			
RPI	S	Opponent	Score	RPI	S	Opponent	Score	RPI	S	Opponent	Score	RPI	S	Opponent	Score
8	H	Mississippi St.	63 98	48	H	Rice	65 79	52	H	Kansas St.	47 53	113	H	UT Arlington	68 65
20	H	Texas A&M	40 61					55	A	LSU	45 60	116	H	Western Ky.	56 68
								76	A	Missouri St.	44 48	128	A	South Alabama	65 42
								97	A	Troy	66 71	139	A	Appalachian St.	74 59
												148	A	Louisiana Tech	69 58
												152	A	Tulsa	63 53
												177	H	Texas St.	62 47
												195	A	Coastal Caro.	60 47
												218	A	Memphis	63 60
												236	H	Louisiana	62 48
												287	H	Fla. Atlantic	61 38
												308	H	La.-Monroe	63 44
LAST 12 Division I GAMES:															
113	H	UT Arlington	68 65	139	A	Appalachian St.	74 59								
177	H	Texas St.	62 47	195	A	Coastal Caro.	60 47								
128	A	South Alabama	65 42	76	A	Missouri St.	44 48								
97	A	Troy	66 71	218	A	Memphis	63 60								
236	H	Louisiana	62 48	152	A	Tulsa	63 53								
308	H	La.-Monroe	63 44	52	H	Kansas St.	47 53								

Non-Div I Games:

Little Rock

Loss, Non-Conf, S Site, H Home A Away N Neutral

Average RPI Win:	224	WON-LOST	WINNING	LAST 10	STRENGTH OF	OPP. STRENGTH	TEAM	ADJ.	CONF.	ADJ CONF.
Average RPI Loss:	141	RECORD	PCT. RANK	GAMES	SCHEDULE	OF SCHEDULE	RPI	RPI	RPI	RPI
DIV. I ONLY	5- 14	288	0- 1	165	154	266	266	22	22	
DIV. I NON-CONF.	3- 10	278	0- 0	108	142	250	250	21	21	
TOTALS	RPI 1-25	RPI 26-50	W-L RECORDS	RPI 51-100	RPI 101-150	RPI 150+				
5- 14	0- 1	0- 2	OVERALL	0- 3	1- 3	4- 5				
3- 8	0- 0	0- 1	HOME	0- 2	1- 1	2- 4				
2- 6	0- 1	0- 1	AWAY	0- 1	0- 2	2- 1				
0- 0	0- 0	0- 0	NEUTRAL	0- 0	0- 0	0- 0				
3- 10	0- 1	0- 2	NON-CONFERENCE	0- 2	1- 2	2- 3				
2- 6	0- 0	0- 1	HOME	0- 2	1- 0	1- 3				
1- 4	0- 1	0- 1	AWAY	0- 0	0- 2	1- 0				
0- 0	0- 0	0- 0	NEUTRAL	0- 0	0- 0	0- 0				
2- 4	0- 0	0- 0	CONFERENCE	0- 1	0- 1	2- 2				
1- 2	0- 0	0- 0	HOME	0- 0	0- 1	1- 1				
1- 2	0- 0	0- 0	AWAY	0- 1	0- 0	1- 1				
0- 0	0- 0	0- 0	NEUTRAL	0- 0	0- 0	0- 0				

RPI 1-25				RPI 26-50				RPI 51-100				RPI 101+ Team's RPI: 266			
RPI	S	Opponent	Score	RPI	S	Opponent	Score	RPI	S	Opponent	Score	RPI	S	Opponent	Score
4	A	Oregon	48 110	27	A	Utah	59 82	67	H	Arizona	43 70	104	A	Loyola Marymount	62 71
				50	H	Southern California	50 86	79	H	UNI	64 71	105	H	Idaho	70 63
								82	A	UC Davis	50 70	140	A	Montana St.	62 85
												146	H	CSUN	37 51
												175	A	UC Riverside	63 45
												175	H	UC Riverside	59 73
												184	A	Utah St.	50 48
												256	H	Nevada	67 76
												257	H	San Diego	56 60
												282	H	California Baptist	83 85
												306	A	UC Santa Barbara	54 60
												317	H	Cal Poly	61 58
												339	H	Grand Canyon	57 50
LAST 12 Division I GAMES:															
175	H	UC Riverside	59 73	82	A	UC Davis	50 70								
306	A	UC Santa Barbara	54 60	146	H	CSUN	37 51								
317	H	Cal Poly	61 58	104	A	Loyola Marymount	62 71								
175	A	UC Riverside	63 45	67	H	Arizona	43 70								
184	A	Utah St.	50 48	257	H	San Diego	56 60								
339	H	Grand Canyon	57 50	4	A	Oregon	48 110								

Non-Div I Games:

Long Beach St.

■ Loss,
 ■ Non-Conf, S Site,
 ■ Home
 ■ Away
 N Neutral

Average RPI Win:	183	WON-LOST	WINNING	LAST 10	STRENGTH OF	OPP. STRENGTH	TEAM	ADJ.	CONF.	ADJ CONF.
Average RPI Loss:	230	RECORD	PCT. RANK	GAMES	SCHEDULE	OF SCHEDULE	RPI	RPI	RPI	RPI
DIV. I ONLY	1- 17	346	0- 1	290	346	348	348	28	28	
DIV. I NON-CONF.	1- 9	326	0- 0	220	339	339	339	29	29	
TOTALS	RPI 1-25	RPI 26-50	W-L RECORDS	RPI 51-100	RPI 101-150	RPI 150+				
1- 17	0- 0	0- 0	OVERALL	0- 1	0- 3	1- 13				
1- 7	0- 0	0- 0	HOME	0- 0	0- 1	1- 6				
0- 9	0- 0	0- 0	AWAY	0- 1	0- 2	0- 6				
0- 1	0- 0	0- 0	NEUTRAL	0- 0	0- 0	0- 1				
1- 9	0- 0	0- 0	NON-CONFERENCE	0- 1	0- 2	1- 6				
1- 4	0- 0	0- 0	HOME	0- 0	0- 0	1- 4				
0- 4	0- 0	0- 0	AWAY	0- 1	0- 2	0- 1				
0- 1	0- 0	0- 0	NEUTRAL	0- 0	0- 0	0- 1				
0- 8	0- 0	0- 0	CONFERENCE	0- 0	0- 1	0- 7				
0- 3	0- 0	0- 0	HOME	0- 0	0- 1	0- 2				
0- 5	0- 0	0- 0	AWAY	0- 0	0- 0	0- 5				
0- 0	0- 0	0- 0	NEUTRAL	0- 0	0- 0	0- 0				

RPI S	Opponent	Score	RPI S	Opponent	Score	RPI S	Opponent	Score	RPI S	Opponent	Score	Team's RPI: 348
						69	A Virginia Tech	39 93	119	H Radford	34 68	
									124	A VCU	55 84	
									136	A UNCW	33 35	
									183	H UMES	83 71	
									185	H Eastern Mich.	45 64	
									188	A UNC Asheville	55 80	
									189	A Hampton	40 66	
									239	H Saint Francis (PA)	88 91	
									246	N East Carolina	52 61	
									255	H Campbell	60 66	
									271	A Norfolk St.	42 74	
									277	A Winthrop	69 77	
									285	H Wofford	72 101	
									325	H Wagner	60 86	
									329	A Presbyterian	66 81	
									336	H Charleston So.	74 81	
									340	A USC Upstate	67 72	
LAST 12 Division I GAMES:												
			188	A UNC Asheville	55 80				255	H Campbell	60 66	
			119	H Radford	34 68				340	A USC Upstate	67 72	
			189	A Hampton	40 66				69	A Virginia Tech	39 93	
			336	H Charleston So.	74 81				136	A UNCW	33 35	
			329	A Presbyterian	66 81				246	N East Carolina	52 61	
			277	A Winthrop	69 77				185	H Eastern Mich.	45 64	

Non-Div I Games:

Longwood

■ Loss,
 ■ Non-Conf,
 ■ S Site,
 ■ H Home
 ■ A Away
 N Neutral

Louisiana

Through Games Of Feb. 1, 2019

Average RPI Win: 251	WON-LOST	WINNING	LAST 10	STRENGTH OF	OPP. STRENGTH	TEAM	ADJ.	CONF.	ADJ CONF.
Average RPI Loss: 132	RECORD	PCT. RANK	GAMES	SCHEDULE	OF SCHEDULE	RPI	RPI	RPI	RPI
DIV. I ONLY	6- 13	266	1- 0	115	208	236	236	13	13
DIV. I NON-CONF.	2- 8	293	0- 0	168	194	279	279	15	15
TOTALS	RPI 1-25	RPI 26-50	W-L RECORDS	RPI 51-100	RPI 101-150	RPI 150+			
6- 13	0- 1	0- 0	OVERALL	0- 5	1- 2	5- 5			
5- 4	0- 0	0- 0	HOME	0- 2	1- 1	4- 1			
1- 8	0- 1	0- 0	AWAY	0- 3	0- 1	1- 3			
0- 1	0- 0	0- 0	NEUTRAL	0- 0	0- 0	0- 1			
2- 8	0- 1	0- 0	NON-CONFERENCE	0- 3	0- 0	2- 4			
1- 3	0- 0	0- 0	HOME	0- 2	0- 0	1- 1			
1- 4	0- 1	0- 0	AWAY	0- 1	0- 0	1- 2			
0- 1	0- 0	0- 0	NEUTRAL	0- 0	0- 0	0- 1			
4- 5	0- 0	0- 0	CONFERENCE	0- 2	1- 2	3- 1			
4- 1	0- 0	0- 0	HOME	0- 0	1- 1	3- 0			
0- 4	0- 0	0- 0	AWAY	0- 2	0- 1	0- 1			
0- 0	0- 0	0- 0	NEUTRAL	0- 0	0- 0	0- 0			

RPI 1-25				RPI 26-50				RPI 51-100				RPI 101+ Team's RPI: 236			
RPI	S	Opponent	Score	RPI	S	Opponent	Score	RPI	S	Opponent	Score	RPI	S	Opponent	Score
8	A	Mississippi St.	36 104					53	A	Auburn	59 71	113	H	UT Arlington	61 76
								55	H	LSU	54 76	128	A	South Alabama	60 83
								66	H	Lamar University	77 79	139	H	Appalachian St.	73 55
								77	A	Little Rock	48 62	163	H	Georgia St.	57 54
								97	A	Troy	64 90	182	A	Arkansas St.	75 87
												205	A	Ole Miss	57 79
												207	H	Sam Houston St.	62 68
												251	A	UTRGV	60 75
												265	H	Ga. Southern	59 48
												279	N	A&M-Corpus Christi	63 64
												308	H	La.-Monroe	52 45
												310	H	Jackson St.	68 61
												319	A	McNeese	70 59
LAST 12 Division I GAMES:															
97	A	Troy	64 90	139	H	Appalachian St.	73 55								
128	A	South Alabama	60 83	113	H	UT Arlington	61 76								
308	H	La.-Monroe	52 45	182	A	Arkansas St.	75 87								
265	H	Ga. Southern	59 48	8	A	Mississippi St.	36 104								
163	H	Georgia St.	57 54	55	H	LSU	54 76								
77	A	Little Rock	48 62	205	A	Ole Miss	57 79								

Non-Div I Games: Dillard

69 **72**

Louisiana

■ Loss,
 ■ Non-Conf,
 ■ S Site,
 ■ H Home
 ■ A Away
 N Neutral

Average RPI Win:	198	WON-LOST	WINNING	LAST 10	STRENGTH OF	OPP. STRENGTH	TEAM	ADJ.	CONF.	ADJ CONF.
Average RPI Loss:	122	RECORD	PCT. RANK	GAMES	SCHEDULE	OF SCHEDULE	RPI	RPI	RPI	RPI
DIV. I ONLY	10- 11	184	1- 0	100	138	148	148	15	15	
DIV. I NON-CONF.	7- 5	132	1- 0	214	70	129	129	18	18	
TOTALS	RPI 1-25	RPI 26-50	W-L RECORDS	RPI 51-100	RPI 101-150	RPI 150+				
10- 11	0- 1	0- 1	OVERALL	1- 4	2- 1	7- 4				
5- 4	0- 0	0- 1	HOME	1- 2	0- 0	4- 1				
4- 6	0- 1	0- 0	AWAY	0- 1	1- 1	3- 3				
1- 1	0- 0	0- 0	NEUTRAL	0- 1	1- 0	0- 0				
7- 5	0- 1	0- 0	NON-CONFERENCE	1- 2	1- 0	5- 2				
3- 1	0- 0	0- 0	HOME	1- 1	0- 0	2- 0				
3- 3	0- 1	0- 0	AWAY	0- 0	0- 0	3- 2				
1- 1	0- 0	0- 0	NEUTRAL	0- 1	1- 0	0- 0				
3- 6	0- 0	0- 1	CONFERENCE	0- 2	1- 1	2- 2				
2- 3	0- 0	0- 1	HOME	0- 1	0- 0	2- 1				
1- 3	0- 0	0- 0	AWAY	0- 1	1- 1	0- 1				
0- 0	0- 0	0- 0	NEUTRAL	0- 0	0- 0	0- 0				

RPI 1-25				RPI 26-50				RPI 51-100				RPI 101+				Team's RPI: 148	
RPI	S	Opponent	Score	RPI	S	Opponent	Score	RPI	S	Opponent	Score	RPI	S	Opponent	Score		
16	A	Arizona St.	44 80	48	H	Rice	51 61	61	H	Old Dominion	59 70	107	N	Alabama	79 62		
								73	A	Middle Tenn.	38 75	116	A	Western Ky.	76 81		
								76	N	Missouri St.	70 82	147	A	UAB	73 68		
								77	H	Little Rock	58 69	157	H	Charlotte	88 51		
								92	H	Houston	100 88	182	A	Arkansas St.	80 70		
												186	H	North Texas	54 65		
												204	A	UMKC	70 80		
												205	H	Ole Miss	80 71		
												218	A	Memphis	66 50		
												240	A	Marshall	88 90		
												247	A	Wichita St.	56 70		
												264	H	Southeastern La.	72 53		
												287	H	Fla. Atlantic	86 55		
												319	A	McNeese	89 48		
LAST 12 Division I GAMES:																	
116	A	Western Ky.	76 81	107	N	Alabama	79 62										
240	A	Marshall	88 90	287	H	Fla. Atlantic	86 55										
157	H	Charlotte	88 51	48	H	Rice	51 61										
61	H	Old Dominion	59 70	186	H	North Texas	54 65										
73	A	Middle Tenn.	38 75	319	A	McNeese	89 48										
147	A	UAB	73 68	204	A	UMKC	70 80										

Non-Div I Games: LSU-Alexandria 112 70

Louisiana Tech

■ Loss,
 ■ Non-Conf,
 ■ S Site,
 ■ H Home
 ■ A Away
 N Neutral

Louisville

Through Games Of Feb. 1, 2019

HARDVILLE				Through Games of Feb. 17, 1919						
Average RPI Win:	91	WON-LOST	WINNING	LAST 10	STRENGTH OF	OPP. STRENGTH	TEAM	ADJ.	CONF.	ADJ CONF.
Average RPI Loss:	1	RECORD	PCT. RANK	GAMES	SCHEDULE	OF SCHEDULE	RPI	RPI	RPI	RPI
DIV. I ONLY	20- 1	2	1- 0	16	1	3	3	1	1	
DIV. I NON-CONF.	13- 0	1	1- 0	19	26	2	2	1	1	

TOTALS	RPI 1-25	RPI 26-50		W-L RECORDS		RPI 51-100	RPI 101-150	RPI 150+		
20- 1	4- 1	3- 0		OVERALL		4- 0	7- 0	2- 0		
11- 0	1- 0	3- 0		HOME		2- 0	3- 0	2- 0		
7- 1	2- 1	0- 0		AWAY		2- 0	3- 0	0- 0		
2- 0	1- 0	0- 0		NEUTRAL		0- 0	1- 0	0- 0		
13- 0	3- 0	1- 0		NON-CONFERENCE		3- 0	4- 0	2- 0		
7- 0	1- 0	1- 0		HOME		2- 0	1- 0	2- 0		
4- 0	1- 0	0- 0		AWAY		1- 0	2- 0	0- 0		
2- 0	1- 0	0- 0		NEUTRAL		0- 0	1- 0	0- 0		
7- 1	1- 1	2- 0		CONFERENCE		1- 0	3- 0	0- 0		
4- 0	0- 0	2- 0		HOME		0- 0	2- 0	0- 0		
3- 1	1- 1	0- 0		AWAY		1- 0	1- 0	0- 0		
0- 0	0- 0	0- 0		NEUTRAL		0- 0	0- 0	0- 0		

RPI	S	Opponent	Score	RPI	S	Opponent	Score	RPI	S	Opponent	Score	RPI	S	Opponent	Score
1	A	Notre Dame	68 82	31	H	North Carolina	73 66	56	H	Miami (OH)	95 73	101	H	Virginia	91 43
7	H	UConn	78 69	32	H	Kentucky	80 75	57	A	Boise St.	74 55	103	A	Wake Forest	73 49
16	N	Arizona St.	58 56	42	H	Georgia Tech	61 44	64	A	Duke	73 51	110	N	Hartford	86 69
21	A	Florida St.	68 49					87	H	Nebraska	85 68	115	H	Pittsburgh	70 42
24	A	Central Mich.	72 68									116	A	Western Ky.	102 80
												126	A	Chattanooga	75 49
												129	H	UT Martin	102 62
												280	H	Northern Ky.	92 59
												293	H	Tennessee St.	107 52
LAST 12 Division I GAMES:															
21	A	Florida St.	68 49	7	H	UConn	78 69								
103	A	Wake Forest	73 49	115	H	Pittsburgh	70 42								
101	H	Virginia	91 43	31	H	North Carolina	73 66								
42	H	Georgia Tech	61 44	24	A	Central Mich.	72 68								
1	A	Notre Dame	68 82	280	H	Northern Ky.	92 59								
64	A	Duke	73 51	32	H	Kentucky	80 75								

Non-Div I Games:

Louisville

■ Loss,
 ■ Non-Conf, S Site,
 ■ Home
 ■ Away
 N Neutral

Average RPI Win:	282	WON-LOST	WINNING	LAST 10	STRENGTH OF	OPP. STRENGTH	TEAM	ADJ.	CONF.	ADJ CONF.
Average RPI Loss:	106	RECORD	PCT. RANK	GAMES	SCHEDULE	OF SCHEDULE	RPI	RPI	RPI	RPI
DIV. I ONLY	10- 9	152	1- 0	291	216	210	210	12	12	
DIV. I NON-CONF.	6- 5	143	0- 0	321	294	260	260	14	14	
TOTALS	RPI 1-25	RPI 26-50	W-L RECORDS	RPI 51-100	RPI 101-150	RPI 150+				
10- 9	0- 1	0- 2	OVERALL	0- 2	0- 1	10- 3				
8- 2	0- 0	0- 1	HOME	0- 0	0- 0	8- 1				
2- 7	0- 1	0- 1	AWAY	0- 2	0- 1	2- 2				
0- 0	0- 0	0- 0	NEUTRAL	0- 0	0- 0	0- 0				
6- 5	0- 0	0- 2	NON-CONFERENCE	0- 0	0- 1	6- 2				
4- 2	0- 0	0- 1	HOME	0- 0	0- 0	4- 1				
2- 3	0- 0	0- 1	AWAY	0- 0	0- 1	2- 1				
0- 0	0- 0	0- 0	NEUTRAL	0- 0	0- 0	0- 0				
4- 4	0- 1	0- 0	CONFERENCE	0- 2	0- 0	4- 1				
4- 0	0- 0	0- 0	HOME	0- 0	0- 0	4- 0				
0- 4	0- 1	0- 0	AWAY	0- 2	0- 0	0- 1				
0- 0	0- 0	0- 0	NEUTRAL	0- 0	0- 0	0- 0				

RPI 1-25				RPI 26-50				RPI 51-100				RPI 101+ Team's RPI: 210			
RPI	S	Opponent	Score	RPI	S	Opponent	Score	RPI	S	Opponent	Score	RPI	S	Opponent	Score
19	A	Drake	60 69	36	H	DePaul	76 102	76	A	Missouri St.	49 84	120	A	Youngstown St.	63 74
				40	A	Purdue	41 65	79	A	UNI	52 64	159	A	Southern Ill.	63 74
												173	H	Indiana St.	56 54
												192	H	Illinois St.	62 59
												204	H	UMKC	74 88
												212	H	SIUE	56 43
												217	A	Bowling Green	74 88
												281	A	Western Mich.	64 53
												289	H	Valparaiso	80 54
												326	A	UIC	75 60
												333	H	Purdue Fort Wayne	81 67
												335	H	Detroit Mercy	52 43
												337	H	Evansville	61 56
												345	H	Chicago St.	76 40
LAST 12 Division I GAMES:															
76	A	Missouri St.	49 84	192	H	Illinois St.	62 59								
173	H	Indiana St.	56 54	159	A	Southern Ill.	63 74								
337	H	Evansville	61 56	36	H	DePaul	76 102								
79	A	UNI	52 64	204	H	UMKC	74 88								
19	A	Drake	60 69	40	A	Purdue	41 65								
289	H	Valparaiso	80 54	212	H	SIUE	56 43								

Non-Div I Games:

Loyola Chicago

■ Loss,
 ■ Non-Conf,
 ■ S Site,
 ■ Home
 ■ A Away
 N Neutral

Loyola Maryland

Through Games Of Feb. 1, 2019

Average RPI Win:	287	WON-LOST	WINNING	LAST 10	STRENGTH OF	OPP. STRENGTH	TEAM	ADJ.	CONF.	ADJ CONF.
Average RPI Loss:	169	RECORD	PCT. RANK	GAMES	SCHEDULE	OF SCHEDULE	RPI	RPI	RPI	RPI
DIV. I ONLY	2- 18	338	0- 1	129	267	298	298	19	19	
DIV. I NON-CONF.	1- 10	330	0- 1	126	267	290	290	22	22	
TOTALS	RPI 1-25	RPI 26-50	W-L RECORDS	RPI 51-100	RPI 101-150	RPI 150+				
2- 18	0- 1	0- 1	OVERALL	0- 2	0- 4	2- 10				
1- 6	0- 0	0- 1	HOME	0- 0	0- 1	1- 4				
1- 11	0- 1	0- 0	AWAY	0- 1	0- 3	1- 6				
0- 1	0- 0	0- 0	NEUTRAL	0- 1	0- 0	0- 0				
1- 10	0- 1	0- 0	NON-CONFERENCE	0- 2	0- 2	1- 5				
0- 3	0- 0	0- 0	HOME	0- 0	0- 1	0- 2				
1- 6	0- 1	0- 0	AWAY	0- 1	0- 1	1- 3				
0- 1	0- 0	0- 0	NEUTRAL	0- 1	0- 0	0- 0				
1- 8	0- 0	0- 1	CONFERENCE	0- 0	0- 2	1- 5				
1- 3	0- 0	0- 1	HOME	0- 0	0- 0	1- 2				
0- 5	0- 0	0- 0	AWAY	0- 0	0- 2	0- 3				
0- 0	0- 0	0- 0	NEUTRAL	0- 0	0- 0	0- 0				

RPI 1-25				RPI 26-50				RPI 51-100				RPI 101+ Team's RPI: 298			
RPI	S	Opponent	Score	RPI	S	Opponent	Score	RPI	S	Opponent	Score	RPI	S	Opponent	Score
18	A	Maryland	48 83	49	H	Bucknell	57 75	85	N	Boston College	47 73	109	A	American	38 82
								98	A	Georgetown	30 45	121	A	Towson	57 62
												133	A	Lehigh	42 51
												144	H	William & Mary	49 65
												161	H	Boston U.	62 64
												193	A	George Mason	38 70
												209	A	Holy Cross	60 78
												214	A	Colgate	64 73
												215	H	Navy	46 58
												219	A	Dartmouth	41 54
												220	H	Mt. St. Mary's	67 77
												250	A	Monmouth	75 67
												272	H	St. Francis Brooklyn	70 75
												283	A	Saint Joseph's	46 49
												290	A	Army West Point	57 69
												324	H	Lafayette	62 50
LAST 12 Division I GAMES:															
214	A	Colgate	64 73	283	A	Saint Joseph's	46 49								
49	H	Bucknell	57 75	133	A	Lehigh	42 51								
324	H	Lafayette	62 50	290	A	Army West Point	57 69								
109	A	American	38 82	215	H	Navy	46 58								
209	A	Holy Cross	60 78	250	A	Monmouth	75 67								
161	H	Boston U.	62 64	18	A	Maryland	48 83								

Non-Div I Games:

Loyola Maryland

Loss, Non-Conf, S Site, H Home A Away N Neutral

Average RPI Win:	159	WON-LOST	WINNING	LAST 10	STRENGTH OF	OPP. STRENGTH	TEAM	ADJ.	CONF.	ADJ CONF.
Average RPI Loss:	106	RECORD	PCT. RANK	GAMES	SCHEDULE	OF SCHEDULE	RPI	RPI	RPI	RPI
DIV. I ONLY	12- 10	145	1- 0	71	104	104	104	7	7	
DIV. I NON-CONF.	7- 5	132	1- 0	114	149	113	113	7	7	
TOTALS	RPI 1-25	RPI 26-50	W-L RECORDS	RPI 51-100	RPI 101-150	RPI 150+				
12- 10	0- 1	2- 4	OVERALL	3- 0	1- 1	6- 4				
7- 3	0- 1	2- 0	HOME	1- 0	0- 1	4- 1				
5- 4	0- 0	0- 2	AWAY	2- 0	1- 0	2- 2				
0- 3	0- 0	0- 2	NEUTRAL	0- 0	0- 0	0- 1				
7- 5	0- 0	1- 2	NON-CONFERENCE	2- 0	1- 0	3- 3				
4- 1	0- 0	1- 0	HOME	1- 0	0- 0	2- 1				
3- 1	0- 0	0- 0	AWAY	1- 0	1- 0	1- 1				
0- 3	0- 0	0- 2	NEUTRAL	0- 0	0- 0	0- 1				
5- 5	0- 1	1- 2	CONFERENCE	1- 0	0- 1	3- 1				
3- 2	0- 1	1- 0	HOME	0- 0	0- 1	2- 0				
2- 3	0- 0	0- 2	AWAY	1- 0	0- 0	1- 1				
0- 0	0- 0	0- 0	NEUTRAL	0- 0	0- 0	0- 0				

RPI 1-25				RPI 26-50				RPI 51-100				RPI 101+ Team's RPI: 104			
RPI	S	Opponent	Score	RPI	S	Opponent	Score	RPI	S	Opponent	Score	RPI	S	Opponent	Score
13	H	Gonzaga	53 78	29	A	BYU	44 55	67	A	Arizona	66 64	146	A	CSUN	72 53
				29	H	BYU	61 58	75	A	Pacific	72 67	149	H	Santa Clara	75 83
				33	N	South Dakota	40 67	82	H	UC Davis	60 53	151	A	Pepperdine	86 95
				34	N	Indiana	43 67					158	H	Portland	76 58
				43	H	UCLA	69 63					171	A	Denver	75 104
				47	A	Saint Mary's (CA)	62 86					176	N	Grambling	61 62
												226	H	Robert Morris	61 53
												252	H	Northern Ariz.	62 63
												254	H	San Francisco	66 58
												257	A	San Diego	69 52
												266	H	Long Beach St.	71 62
												306	A	UC Santa Barbara	70 57
LAST 12 Division I GAMES:															
				47	A	Saint Mary's (CA)	62 86	226	H	Robert Morris	61 53				
				75	A	Pacific	72 67	29	H	BYU	61 58				
				151	A	Pepperdine	86 95	257	A	San Diego	69 52				
				149	H	Santa Clara	75 83	158	H	Portland	76 58				
				254	H	San Francisco	66 58	13	H	Gonzaga	53 78				
				29	A	BYU	44 55	176	N	Grambling	61 62				

Non-Div I Games:

Loyola Marymount

■ Loss,
 ■ Non-Conf,
 ■ S Site,
 ■ H Home
 ■ A Away
 N Neutral

Maine

Through Games Of Feb. 1, 2019

Average RPI Win:	205	WON-LOST	WINNING	LAST 10	STRENGTH OF	OPP. STRENGTH	TEAM	ADJ.	CONF.	ADJ CONF.
Average RPI Loss:	85	RECORD	PCT. RANK	GAMES	SCHEDULE	OF SCHEDULE	RPI	RPI	RPI	RPI
DIV. I ONLY	14- 7	79	0- 1	109	153	70	70	23	23	
DIV. I NON-CONF.	7- 6	153	0- 1	34	61	51	51	24	24	
TOTALS	RPI 1-25	RPI 26-50	W-L RECORDS	RPI 51-100	RPI 101-150	RPI 150+				
14- 7	0- 1	1- 0	OVERALL	3- 3	0- 3	10- 0				
7- 1	0- 0	0- 0	HOME	1- 1	0- 0	6- 0				
5- 5	0- 1	1- 0	AWAY	1- 2	0- 2	3- 0				
2- 1	0- 0	0- 0	NEUTRAL	1- 0	0- 1	1- 0				
7- 6	0- 1	1- 0	NON-CONFERENCE	3- 3	0- 2	3- 0				
2- 1	0- 0	0- 0	HOME	1- 1	0- 0	1- 0				
3- 4	0- 1	1- 0	AWAY	1- 2	0- 1	1- 0				
2- 1	0- 0	0- 0	NEUTRAL	1- 0	0- 1	1- 0				
7- 1	0- 0	0- 0	CONFERENCE	0- 0	0- 1	7- 0				
5- 0	0- 0	0- 0	HOME	0- 0	0- 0	5- 0				
2- 1	0- 0	0- 0	AWAY	0- 0	0- 1	2- 0				
0- 0	0- 0	0- 0	NEUTRAL	0- 0	0- 0	0- 0				

RPI 1-25				RPI 26-50				RPI 51-100				RPI 101+			
RPI	S	Opponent	Score	RPI	S	Opponent	Score	RPI	S	Opponent	Score	RPI	S	Opponent	Score
6	A	NC State	46 84	31	A	North Carolina	85 73	62	A	Harvard	67 60	110	A	Hartford	46 49
								64	H	Duke	63 66	126	N	Chattanooga	61 66
								72	A	Northeastern	55 63	142	A	Fordham	64 72
								74	A	Green Bay	39 70	166	A	Stony Brook	68 54
								80	H	Toledo	73 59	216	H	Binghamton	95 66
								81	N	Penn	47 46	223	H	Brown	102 96
												258	N	N.C. A&T	58 52
												259	H	Albany (NY)	76 65
												273	A	Vermont	63 51
												292	A	Bryant	74 57
												297	H	UMass Lowell	79 45
												304	H	UMBC	84 44
												328	H	New Hampshire	67 46
LAST 12 Division I GAMES:															
216	H	Binghamton	95 66	126	N	Chattanooga	61 66								
166	A	Stony Brook	68 54	297	H	UMass Lowell	79 45								
110	A	Hartford	46 49	328	H	New Hampshire	67 46								
259	H	Albany (NY)	76 65	142	A	Fordham	64 72								
273	A	Vermont	63 51	72	A	Northeastern	55 63								
304	H	UMBC	84 44	6	A	NC State	46 84								

Non-Div I Games:

Maine

■ Loss,
 ■ Non-Conf,
 S Site,
 ■ Home
 ■ Away
 N Neutral

Average RPI Win:	293	WON-LOST	WINNING	LAST 10	STRENGTH OF	OPP. STRENGTH	TEAM	ADJ.	CONF.	ADJ CONF.
Average RPI Loss:	214	RECORD	PCT. RANK	GAMES	SCHEDULE	OF SCHEDULE	RPI	RPI	RPI	RPI
DIV. I ONLY	5- 14	288	1- 0	276	348	330	330	26	26	
DIV. I NON-CONF.	2- 9	297	0- 0	225	350	335	335	28	28	
TOTALS	RPI 1-25	RPI 26-50	W-L RECORDS	RPI 51-100	RPI 101-150	RPI 150+				
5- 14	0- 0	0- 0	OVERALL	0- 1	0- 2	5- 11				
4- 7	0- 0	0- 0	HOME	0- 1	0- 1	4- 5				
1- 7	0- 0	0- 0	AWAY	0- 0	0- 1	1- 6				
0- 0	0- 0	0- 0	NEUTRAL	0- 0	0- 0	0- 0				
2- 9	0- 0	0- 0	NON-CONFERENCE	0- 1	0- 2	2- 6				
2- 5	0- 0	0- 0	HOME	0- 1	0- 1	2- 3				
0- 4	0- 0	0- 0	AWAY	0- 0	0- 1	0- 3				
0- 0	0- 0	0- 0	NEUTRAL	0- 0	0- 0	0- 0				
3- 5	0- 0	0- 0	CONFERENCE	0- 0	0- 0	3- 5				
2- 2	0- 0	0- 0	HOME	0- 0	0- 0	2- 2				
1- 3	0- 0	0- 0	AWAY	0- 0	0- 0	1- 3				
0- 0	0- 0	0- 0	NEUTRAL	0- 0	0- 0	0- 0				

RPI 1-25			RPI 26-50			RPI 51-100			RPI 101+			Team's RPI: 330
RPI	S	Opponent	Score	RPI	S	Opponent	Score	RPI	S	Opponent	Score	
						99 H Wright St.	44 60			102 H Drexel	39 53	
										142 A Fordham	61 65	
										154 A Marist	69 51	
										166 H Stony Brook	48 79	
										197 H Rider	63 73	
										209 A Holy Cross	53 61	
										221 A Niagara	51 61	
										221 H Niagara	54 58	
										233 H Sacred Heart	46 74	
										259 A Albany (NY)	54 60	
										263 A Siena	56 62	
										272 A St. Francis Brooklyn	65 73	
										276 A Canisius	44 47	
										307 H Fairfield	47 41	
										324 H Lafayette	60 49	
										327 H Iona	55 33	
										335 H Detroit Mercy	56 58	
										351 H LIU Brooklyn	61 46	
LAST 12 Division I GAMES:												
221	H	Niagara	54 58	307	H	Fairfield	47 41					
197	H	Rider	63 73	154	A	Marist	69 51					
327	H	Iona	55 33	209	A	Holy Cross	53 61					
263	A	Siena	56 62	233	H	Sacred Heart	46 74					
221	A	Niagara	51 61	99	H	Wright St.	44 60					
276	A	Canisius	44 47	102	H	Drexel	39 53					

Non-Div I Games:

Manhattan

■ Loss,
■ Non-Conf,
■ S Site,
■ H Home
■ A Away
N Neutral

Average RPI Win:	236	WON-LOST	WINNING	LAST 10	STRENGTH OF	OPP. STRENGTH	TEAM	ADJ.	CONF.	ADJ CONF.
Average RPI Loss:	148	RECORD	PCT. RANK	GAMES	SCHEDULE	OF SCHEDULE	RPI	RPI	RPI	RPI
DIV. I ONLY	16- 7	75	1- 0	272	221	154	154	26	26	
DIV. I NON-CONF.	8- 4	91	0- 0	204	126	105	105	28	28	
TOTALS	RPI 1-25	RPI 26-50	W-L RECORDS	RPI 51-100	RPI 101-150	RPI 150+				
16- 7	0- 0	0- 0	OVERALL	1- 4	0- 0	15- 3				
6- 4	0- 0	0- 0	HOME	1- 1	0- 0	5- 3				
8- 2	0- 0	0- 0	AWAY	0- 2	0- 0	8- 0				
2- 1	0- 0	0- 0	NEUTRAL	0- 1	0- 0	2- 0				
8- 4	0- 0	0- 0	NON-CONFERENCE	1- 3	0- 0	7- 1				
3- 1	0- 0	0- 0	HOME	1- 0	0- 0	2- 1				
3- 2	0- 0	0- 0	AWAY	0- 2	0- 0	3- 0				
2- 1	0- 0	0- 0	NEUTRAL	0- 1	0- 0	2- 0				
8- 3	0- 0	0- 0	CONFERENCE	0- 1	0- 0	8- 2				
3- 3	0- 0	0- 0	HOME	0- 1	0- 0	3- 2				
5- 0	0- 0	0- 0	AWAY	0- 0	0- 0	5- 0				
0- 0	0- 0	0- 0	NEUTRAL	0- 0	0- 0	0- 0				

RPI 1-25			RPI 26-50			RPI 51-100			RPI 101+			Team's RPI: 154
RPI	S	Opponent	Score	RPI	S	Opponent	Score	RPI	S	Opponent	Score	
						64	A Duke	56	64	161	H Boston U.	68 57
						65	H Quinnipiac	69	76	191	A Elon	61 57
						72	H Northeastern	90	84	197	H Rider	58 68
						86	A Princeton	57	60	198	H Massachusetts	55 70
						99	N Wright St.	60	76	202	H Temple	74 68
										215	A Navy	72 48
										221	A Niagara	87 58
										228	N Stetson	76 69
										234	N Hofstra	71 57
										250	H Monmouth	69 45
										259	A Albany (NY)	74 56
										263	A Siena	73 58
										263	H Siena	88 59
										276	A Canisius	71 66
										307	A Fairfield	56 46
										311	A Saint Peter's	62 42
										327	H Iona	76 36
										330	H Manhattan	51 69
LAST 12 Division I GAMES:												
						330	H Manhattan	51	69	263	A Siena	73 58
						311	A Saint Peter's	62	42	197	H Rider	58 68
						327	H Iona	76	36	65	H Quinnipiac	69 76
						263	H Siena	88	59	276	A Canisius	71 66
						250	H Monmouth	69	45	221	A Niagara	87 58
						307	A Fairfield	56	46	198	H Massachusetts	55 70

Non-Div I Games:

Marist

Marquette

Through Games Of Feb. 1, 2019

Average RPI Win:	111	WON-LOST	WINNING	LAST 10	STRENGTH OF	OPP. STRENGTH	TEAM	ADJ.	CONF.	ADJ CONF.
Average RPI Loss:	11	RECORD	PCT. RANK	GAMES	SCHEDULE	OF SCHEDULE	RPI	RPI	RPI	RPI
DIV. I ONLY	18- 3	12	1- 0	19	24	10	10	6	6	
DIV. I NON-CONF.	9- 3	61	1- 0	22	19	16	16	4	4	
TOTALS	RPI 1-25	RPI 26-50	W-L RECORDS	RPI 51-100	RPI 101-150	RPI 150+				
18- 3	0- 3	4- 0	OVERALL	7- 0	3- 0	4- 0				
12- 1	0- 1	2- 0	HOME	5- 0	3- 0	2- 0				
6- 2	0- 2	2- 0	AWAY	2- 0	0- 0	2- 0				
0- 0	0- 0	0- 0	NEUTRAL	0- 0	0- 0	0- 0				
9- 3	0- 3	1- 0	NON-CONFERENCE	4- 0	1- 0	3- 0				
7- 1	0- 1	1- 0	HOME	3- 0	1- 0	2- 0				
2- 2	0- 2	0- 0	AWAY	1- 0	0- 0	1- 0				
0- 0	0- 0	0- 0	NEUTRAL	0- 0	0- 0	0- 0				
9- 0	0- 0	3- 0	CONFERENCE	3- 0	2- 0	1- 0				
5- 0	0- 0	1- 0	HOME	2- 0	2- 0	0- 0				
4- 0	0- 0	2- 0	AWAY	1- 0	0- 0	1- 0				
0- 0	0- 0	0- 0	NEUTRAL	0- 0	0- 0	0- 0				

RPI 1-25				Team's RPI: 10		RPI 26-50				RPI 51-100				RPI 101+			
RPI	S	Opponent	Score	RPI	S	Opponent	Score	RPI	S	Opponent	Score	RPI	S	Opponent	Score		
1	H	Notre Dame	63 87	30	H	South Dakota St.	91 52	59	H	Michigan	85 74	118	H	Seton Hall	96 60		
8	A	Mississippi St.	82 87	36	H	DePaul	96 63	74	H	Green Bay	80 54	127	H	St. John's (NY)	83 73		
25	A	Miami (FL)	55 63	37	A	Butler	87 58	79	H	UNI	102 61	140	H	Montana St.	100 52		
				39	A	Villanova	91 55	82	A	Northwestern	76 57	167	A	Xavier	90 44		
								90	H	Providence	85 46	190	A	Milwaukee	83 74		
								94	H	Creighton	85 67	216	H	Binghamton	93 40		
								98	A	Georgetown	72 62	326	H	UIC	96 32		
LAST 12 Division I GAMES:																	
				37	A	Butler	87 58	79	H	UNI	102 61						
				167	A	Xavier	90 44	25	A	Miami (FL)	55 63						
				127	H	St. John's (NY)	83 73	36	H	DePaul	96 63						
				118	H	Seton Hall	96 60	94	H	Creighton	85 67						
				98	A	Georgetown	72 62	90	H	Providence	85 46						
				39	A	Villanova	91 55	1	H	Notre Dame	63 87						

Non-Div I Games:

Marquette

Loss, Non-Conf, S Site, H Home A Away N Neutral

Marshall

Through Games Of Feb. 1, 2019

Average RPI Win:	255	WON-LOST	WINNING	LAST 10	STRENGTH OF	OPP. STRENGTH	TEAM	ADJ.	CONF.	ADJ CONF.
Average RPI Loss:	147	RECORD	PCT. RANK	GAMES	SCHEDULE	OF SCHEDULE	RPI	RPI	RPI	RPI
DIV. I ONLY	11- 9	139	1- 0	331	126	240	240	15	15	
DIV. I NON-CONF.	5- 7	206	0- 0	343	170	325	325	18	18	
TOTALS	RPI 1-25	RPI 26-50	W-L RECORDS	RPI 51-100	RPI 101-150	RPI 150+				
11- 9	0- 0	0- 1	OVERALL	1- 0	1- 3	9- 5				
8- 3	0- 0	0- 0	HOME	1- 0	1- 1	6- 2				
3- 6	0- 0	0- 1	AWAY	0- 0	0- 2	3- 3				
0- 0	0- 0	0- 0	NEUTRAL	0- 0	0- 0	0- 0				
5- 7	0- 0	0- 1	NON-CONFERENCE	0- 0	0- 2	5- 4				
5- 2	0- 0	0- 0	HOME	0- 0	0- 1	5- 1				
0- 5	0- 0	0- 1	AWAY	0- 0	0- 1	0- 3				
0- 0	0- 0	0- 0	NEUTRAL	0- 0	0- 0	0- 0				
6- 2	0- 0	0- 0	CONFERENCE	1- 0	1- 1	4- 1				
3- 1	0- 0	0- 0	HOME	1- 0	1- 0	1- 1				
3- 1	0- 0	0- 0	AWAY	0- 0	0- 1	3- 0				
0- 0	0- 0	0- 0	NEUTRAL	0- 0	0- 0	0- 0				

RPI 1-25			RPI 26-50			RPI 51-100			RPI 101+ Team's RPI: 240		
RPI	S	Opponent	Score	RPI	S	Opponent	Score	RPI	S	Opponent	Score
				41	A	Clemson	54 68	61	H	Old Dominion	57 48
								116	A	Western Ky.	55 85
								121	H	Towson	69 76
								139	A	Appalachian St.	52 74
								148	H	Louisiana Tech	90 88
								157	H	Charlotte	63 62
								159	A	Southern Ill.	49 58
								173	H	Indiana St.	53 62
								174	A	Wisconsin	49 67
								181	H	Southern Miss.	52 64
								217	A	Bowling Green	76 99
								269	H	Cleveland St.	86 64
								275	A	UTEP	63 60
								287	A	Fla. Atlantic	72 67
								293	H	Tennessee St.	80 59
								314	H	Coppin St.	88 67
								320	A	FIU	86 58
								337	H	Evansville	72 65
								347	H	Delaware St.	75 63
LAST 12 Division I GAMES:											
148	H	Louisiana Tech	90 88	275	A	UTEP	63 60				
320	A	FIU	86 58	181	H	Southern Miss.	52 64				
287	A	Fla. Atlantic	72 67	347	H	Delaware St.	75 63				
116	A	Western Ky.	55 85	121	H	Towson	69 76				
157	H	Charlotte	63 62	41	A	Clemson	54 68				
61	H	Old Dominion	57 48	293	H	Tennessee St.	80 59				

Non-Div I Games: Bluefield St. 82 29

Marshall

Loss, Non-Conf, S Site, H Home A Away N Neutral

Maryland

Through Games Of Feb. 1, 2019

Average RPI Win:	139	WON-LOST	WINNING	LAST 10	STRENGTH OF	OPP. STRENGTH	TEAM	ADJ.	CONF.	ADJ CONF.
Average RPI Loss:	18	RECORD	PCT. RANK	GAMES	SCHEDULE	OF SCHEDULE	RPI	RPI	RPI	RPI
DIV. I ONLY	19- 2	8	1- 0	97	19	18	18	4	4	
DIV. I NON-CONF.	11- 0	1	0- 0	230	59	25	25	6	6	
TOTALS	RPI 1-25	RPI 26-50	W-L RECORDS	RPI 51-100	RPI 101-150	RPI 150+				
19- 2	1- 2	3- 0	OVERALL	6- 0	2- 0	7- 0				
10- 1	0- 1	2- 0	HOME	3- 0	1- 0	4- 0				
7- 1	1- 1	1- 0	AWAY	3- 0	0- 0	2- 0				
2- 0	0- 0	0- 0	NEUTRAL	0- 0	1- 0	1- 0				
11- 0	1- 0	2- 0	NON-CONFERENCE	0- 0	2- 0	6- 0				
6- 0	0- 0	2- 0	HOME	0- 0	1- 0	3- 0				
3- 0	1- 0	0- 0	AWAY	0- 0	0- 0	2- 0				
2- 0	0- 0	0- 0	NEUTRAL	0- 0	1- 0	1- 0				
8- 2	0- 2	1- 0	CONFERENCE	6- 0	0- 0	1- 0				
4- 1	0- 1	0- 0	HOME	3- 0	0- 0	1- 0				
4- 1	0- 1	1- 0	AWAY	3- 0	0- 0	0- 0				
0- 0	0- 0	0- 0	NEUTRAL	0- 0	0- 0	0- 0				

RPI 1-25				Team's RPI: 18	RPI 26-50				RPI 51-100				RPI 101+			
RPI	S	Opponent	Score		RPI	S	Opponent	Score	RPI	S	Opponent	Score	RPI	S	Opponent	Score
14	H	Rutgers	65 73		34	A	Indiana	76 56	59	H	Michigan	83 69	106	N	Georgia	58 51
17	A	South Carolina	85 61		42	H	Georgia Tech	67 54	87	A	Nebraska	81 63	111	H	Dayton	82 71
22	A	Michigan St.	60 77		45	H	James Madison	87 63	93	A	Ohio St.	70 57	172	A	Delaware	77 53
									93	H	Ohio St.	75 69	174	H	Wisconsin	75 57
									100	A	Penn St.	77 61	180	A	George Washington	69 30
									100	H	Penn St.	79 67	298	H	Loyola Maryland	83 48
													304	H	UMBC	92 61
													314	H	Coppin St.	93 36
													321	N	Morgan St.	68 44
LAST 12 Division I GAMES:																
93	A	Ohio St.	70 57		174	H	Wisconsin	75 57								
100	H	Penn St.	79 67		34	A	Indiana	76 56								
22	A	Michigan St.	60 77		14	H	Rutgers	65 73								
59	H	Michigan	83 69		100	A	Penn St.	77 61								
87	A	Nebraska	81 63		172	A	Delaware	77 53								
93	H	Ohio St.	75 69		298	H	Loyola Maryland	83 48								

Non-Div I Games:

Maryland

Loss, Non-Conf, S Site, H Home A Away N Neutral

Massachusetts

Through Games Of Feb. 1, 2019

Average RPI Win:	232	WON-LOST	WINNING	LAST 10	STRENGTH OF	OPP. STRENGTH	TEAM	ADJ.	CONF.	ADJ CONF.
Average RPI Loss:	168	RECORD	PCT. RANK	GAMES	SCHEDULE	OF SCHEDULE	RPI	RPI	RPI	RPI
DIV. I ONLY	11- 10	159	0- 1	235	269	198	198	17	17	
DIV. I NON-CONF.	8- 6	138	0- 0	250	325	202	202	16	16	
TOTALS	RPI 1-25	RPI 26-50	W-L RECORDS	RPI 51-100	RPI 101-150	RPI 150+				
11- 10	0- 0	0- 1	OVERALL	0- 1	1- 3	10- 5				
6- 4	0- 0	0- 0	HOME	0- 0	0- 0	6- 4				
4- 5	0- 0	0- 0	AWAY	0- 1	1- 3	3- 1				
1- 1	0- 0	0- 1	NEUTRAL	0- 0	0- 0	1- 0				
8- 6	0- 0	0- 1	NON-CONFERENCE	0- 1	0- 1	8- 3				
5- 2	0- 0	0- 0	HOME	0- 0	0- 0	5- 2				
2- 3	0- 0	0- 0	AWAY	0- 1	0- 1	2- 1				
1- 1	0- 0	0- 1	NEUTRAL	0- 0	0- 0	1- 0				
3- 4	0- 0	0- 0	CONFERENCE	0- 0	1- 2	2- 2				
1- 2	0- 0	0- 0	HOME	0- 0	0- 0	1- 2				
2- 2	0- 0	0- 0	AWAY	0- 0	1- 2	1- 0				
0- 0	0- 0	0- 0	NEUTRAL	0- 0	0- 0	0- 0				

RPI S	Opponent	Score	RPI S	Opponent	Score	RPI S	Opponent	Score	RPI S	Opponent	Score	Team's RPI: 198
49 N	Bucknell	58 77	72 A	Northeastern	52 53	111 A	Dayton	47 75	121 A	Towson	53 78	
						123 A	Davidson	70 58	124 A	VCU	48 52	
						154 A	Marist	70 55	161 H	Boston U.	66 55	
						193 H	George Mason	52 70	194 H	Saint Louis	70 66	
						208 H	St. Bonaventure	63 64	223 A	Brown	90 61	
						233 H	Sacred Heart	78 61	237 H	North Dakota	52 59	
						251 H	UTRGV	74 70	263 A	Siena	59 64	
						288 A	La Salle	74 60	297 H	UMass Lowell	59 62	
						303 H	Central Conn. St.	74 59	307 N	Fairfield	59 49	
						318 H	Incarnate Word	71 59				
LAST 12 Division I GAMES:												
123 A	Davidson	70 58	124 A	VCU	48 52							
193 H	George Mason	52 70	208 H	St. Bonaventure	63 64							
288 A	La Salle	74 60	297 H	UMass Lowell	59 62							
111 A	Dayton	47 75	263 A	Siena	59 64							
194 H	Saint Louis	70 66	161 H	Boston U.	66 55							
154 A	Marist	70 55	318 H	Incarnate Word	71 59							

Non-Div I Games:

Massachusetts

Loss, Non-Conf, S Site, H Home A Away N Neutral

McNeese

Through Games Of Feb. 1, 2019

Average RPI Win:	268	WON-LOST	WINNING	LAST 10	STRENGTH OF	OPP. STRENGTH	TEAM	ADJ.	CONF.	ADJ CONF.
Average RPI Loss:	189	RECORD	PCT. RANK	GAMES	SCHEDULE	OF SCHEDULE	RPI	RPI	RPI	RPI
DIV. I ONLY	3- 12	314	1- 0	273	273	319	319	27	27	
DIV. I NON-CONF.	0- 8	336	0- 0	91	184	307	307	23	23	
TOTALS	RPI 1-25	RPI 26-50	W-L RECORDS	RPI 51-100	RPI 101-150	RPI 150+				
3- 12	0- 0	0- 2	OVERALL	0- 1	0- 2	3- 7				
2- 3	0- 0	0- 0	HOME	0- 0	0- 1	2- 2				
1- 9	0- 0	0- 2	AWAY	0- 1	0- 1	1- 5				
0- 0	0- 0	0- 0	NEUTRAL	0- 0	0- 0	0- 0				
0- 8	0- 0	0- 2	NON-CONFERENCE	0- 1	0- 2	0- 3				
0- 2	0- 0	0- 0	HOME	0- 0	0- 1	0- 1				
0- 6	0- 0	0- 2	AWAY	0- 1	0- 1	0- 2				
0- 0	0- 0	0- 0	NEUTRAL	0- 0	0- 0	0- 0				
3- 4	0- 0	0- 0	CONFERENCE	0- 0	0- 0	3- 4				
2- 1	0- 0	0- 0	HOME	0- 0	0- 0	2- 1				
1- 3	0- 0	0- 0	AWAY	0- 0	0- 0	1- 3				
0- 0	0- 0	0- 0	NEUTRAL	0- 0	0- 0	0- 0				

RPI 1-25				RPI 26-50				RPI 51-100				RPI 101+				Team's RPI: 319	
RPI	S	Opponent	Score	RPI	S	Opponent	Score	RPI	S	Opponent	Score	RPI	S	Opponent	Score		
				28	A	Texas	40 96	55	A	LSU	36 86	147	A	UAB	48 91		
				48	A	Rice	65 93					148	H	Louisiana Tech	48 89		
												162	A	Abilene Christian	52 109		
												176	A	Grambling	51 75		
												201	A	Nicholls St.	69 68		
												236	H	Louisiana	59 70		
												264	H	Southeastern La.	62 56		
												308	A	La.-Monroe	60 69		
												313	A	New Orleans	76 88		
												318	H	Incarnate Word	66 68		
												331	A	Northwestern St.	63 82		
												338	H	Houston Baptist	81 71		
LAST 12 Division I GAMES:																	
				201	A	Nicholls St.	69 68	338	H	Houston Baptist	81 71						
				313	A	New Orleans	76 88	264	H	Southeastern La.	62 56						
				162	A	Abilene Christian	52 109	55	A	LSU	36 86						
				331	A	Northwestern St.	63 82	147	A	UAB	48 91						
				318	H	Incarnate Word	66 68	48	A	Rice	65 93						
				148	H	Louisiana Tech	48 89	308	A	La.-Monroe	60 69						

Non-Div I Games: LSU-Alexandria 60 68 Southern-N.O. 106 54 Louisiana Col. 86 68

McNeese

Loss, Non-Conf, S Site, H Home A Away N Neutral

Average RPI Win:	241	WON-LOST	WINNING	LAST 10	STRENGTH OF	OPP. STRENGTH	TEAM	ADJ.	CONF.	ADJ CONF.
Average RPI Loss:	140	RECORD	PCT. RANK	GAMES	SCHEDULE	OF SCHEDULE	RPI	RPI	RPI	RPI
DIV. I ONLY	8- 12	228	0- 1	174	215	218	218	9	9	
DIV. I NON-CONF.	5- 8	224	0- 0	271	270	291	291	9	9	
TOTALS	RPI 1-25	RPI 26-50	W-L RECORDS	RPI 51-100	RPI 101-150	RPI 150+				
8- 12	0- 1	0- 0	OVERALL	0- 3	0- 3	8- 5				
5- 6	0- 1	0- 0	HOME	0- 2	0- 2	5- 1				
2- 6	0- 0	0- 0	AWAY	0- 1	0- 1	2- 4				
1- 0	0- 0	0- 0	NEUTRAL	0- 0	0- 0	1- 0				
5- 8	0- 0	0- 0	NON-CONFERENCE	0- 2	0- 2	5- 4				
4- 4	0- 0	0- 0	HOME	0- 2	0- 1	4- 1				
0- 4	0- 0	0- 0	AWAY	0- 0	0- 1	0- 3				
1- 0	0- 0	0- 0	NEUTRAL	0- 0	0- 0	1- 0				
3- 4	0- 1	0- 0	CONFERENCE	0- 1	0- 1	3- 1				
1- 2	0- 1	0- 0	HOME	0- 0	0- 1	1- 0				
2- 2	0- 0	0- 0	AWAY	0- 1	0- 0	2- 1				
0- 0	0- 0	0- 0	NEUTRAL	0- 0	0- 0	0- 0				

RPI	S	Opponent	Score	RPI	S	Opponent	Score	RPI	S	Opponent	Score	RPI	S	Opponent	Score	Team's RPI: 218
15	H	UCF	55 68					77	H	Little Rock	60 63	112	H	Tulane	61 62	
								78	A	Cincinnati	56 80	147	A	UAB	54 85	
								80	H	Toledo	48 58	148	H	Louisiana Tech	50 66	
												152	A	Tulsa	39 46	
												165	A	South Fla.	47 40	
												170	N	Mercer	59 53	
												180	A	George Washington	38 51	
												182	A	Arkansas St.	66 77	
												195	A	Coastal Caro.	71 90	
												196	H	Southeast Mo. St.	69 57	
												246	H	East Carolina	58 46	
												247	A	Wichita St.	71 50	
												249	H	Samford	53 48	
												310	H	Jackson St.	68 67	
												313	H	New Orleans	59 66	
												346	H	N.C. Central	77 56	
LAST 12 Division I GAMES:																
165	A	South Fla.	47 40	112	H	Tulane	61 62									
246	H	East Carolina	58 46	78	A	Cincinnati	56 80									
247	A	Wichita St.	71 50	346	H	N.C. Central	77 56									
152	A	Tulsa	39 46	77	H	Little Rock	60 63									
15	H	UCF	55 68	196	H	Southeast Mo. St.	69 57									
180	A	George Washington	38 51	249	H	Samford	53 48									

Non-Div I Games:

Memphis

■ Loss,
 ■ Non-Conf, S Site,
 ■ Home
 ■ Away
 N Neutral

Average RPI Win: 237	WON-LOST	WINNING	LAST 10	STRENGTH OF	OPP. STRENGTH	TEAM	ADJ.	CONF.	ADJ CONF.
Average RPI Loss: 136	RECORD	PCT. RANK	GAMES	SCHEDULE	OF SCHEDULE	RPI	RPI	RPI	RPI
DIV. I ONLY	14- 7	79	1- 0	304	132	170	170	25	25
DIV. I NON-CONF.	8- 7	160	0- 0	226	110	186	186	25	25
TOTALS	RPI 1-25	RPI 26-50	W-L RECORDS	RPI 51-100	RPI 101-150	RPI 150+			
14- 7	0- 2	0- 0	OVERALL	0- 0	1- 2	13- 3			
7- 3	0- 2	0- 0	HOME	0- 0	1- 0	6- 1			
6- 3	0- 0	0- 0	AWAY	0- 0	0- 2	6- 1			
1- 1	0- 0	0- 0	NEUTRAL	0- 0	0- 0	1- 1			
8- 7	0- 2	0- 0	NON-CONFERENCE	0- 0	0- 2	8- 3			
4- 3	0- 2	0- 0	HOME	0- 0	0- 0	4- 1			
3- 3	0- 0	0- 0	AWAY	0- 0	0- 2	3- 1			
1- 1	0- 0	0- 0	NEUTRAL	0- 0	0- 0	1- 1			
6- 0	0- 0	0- 0	CONFERENCE	0- 0	1- 0	5- 0			
3- 0	0- 0	0- 0	HOME	0- 0	1- 0	2- 0			
3- 0	0- 0	0- 0	AWAY	0- 0	0- 0	3- 0			
0- 0	0- 0	0- 0	NEUTRAL	0- 0	0- 0	0- 0			

RPI 1-25				RPI 26-50				RPI 51-100				RPI 101+ Team's RPI: 170			
RPI	S	Opponent	Score	RPI	S	Opponent	Score	RPI	S	Opponent	Score	RPI	S	Opponent	Score
15	H	UCF	42 76									103	A	Wake Forest	54 69
21	H	Florida St.	56 57									106	A	Georgia	60 67
												126	H	Chattanooga	65 58
												157	H	Charlotte	57 40
												180	A	George Washington	61 53
												188	H	UNC Asheville	61 47
												211	H	Florida	92 82
												217	N	Bowling Green	76 63
												218	N	Memphis	53 59
												230	A	Jacksonville	66 71
												245	A	Howard	85 70
												248	H	ETSU	64 41
												249	H	Samford	76 68
												260	H	Columbia	68 72
												265	A	Ga. Southern	79 72
												285	A	Wofford	81 79
												294	H	Kennesaw St.	64 48
												323	A	UNC Greensboro	71 58
												334	A	Western Caro.	69 67
LAST 12 Division I GAMES:															
126	H	Chattanooga	65 58	285	A	Wofford	81 79								
323	A	UNC Greensboro	71 58	248	H	ETSU	64 41								
334	A	Western Caro.	69 67	188	H	UNC Asheville	61 47								
249	H	Samford	76 68	180	A	George Washington	61 53								
260	H	Columbia	68 72	245	A	Howard	85 70								
230	A	Jacksonville	66 71	157	H	Charlotte	57 40								

Non-Div I Games:

Mercer

■ Loss,
 ■ Non-Conf, S Site,
 ■ Home
 ■ Away
 N Neutral

Average RPI Win:	184	WON-LOST	WINNING	LAST 10	STRENGTH OF	OPP. STRENGTH	TEAM	ADJ.	CONF.	ADJ CONF.
Average RPI Loss:	122	RECORD	PCT. RANK	GAMES	SCHEDULE	OF SCHEDULE	RPI	RPI	RPI	RPI
DIV. I ONLY	13- 4	40	1- 0	169	128	56	56	8	8	
DIV. I NON-CONF.	8- 2	52	0- 0	327	272	122	122	8	8	
TOTALS	RPI 1-25	RPI 26-50	W-L RECORDS	RPI 51-100	RPI 101-150	RPI 150+				
13- 4	1- 1	0- 1	OVERALL	4- 0	1- 1	7- 1				
6- 1	0- 0	0- 1	HOME	3- 0	1- 0	2- 0				
7- 3	1- 1	0- 0	AWAY	1- 0	0- 1	5- 1				
0- 0	0- 0	0- 0	NEUTRAL	0- 0	0- 0	0- 0				
8- 2	0- 1	0- 0	NON-CONFERENCE	1- 0	1- 0	6- 1				
3- 0	0- 0	0- 0	HOME	1- 0	1- 0	1- 0				
5- 2	0- 1	0- 0	AWAY	0- 0	0- 0	5- 1				
0- 0	0- 0	0- 0	NEUTRAL	0- 0	0- 0	0- 0				
5- 2	1- 0	0- 1	CONFERENCE	3- 0	0- 1	1- 0				
3- 1	0- 0	0- 1	HOME	2- 0	0- 0	1- 0				
2- 1	1- 0	0- 0	AWAY	1- 0	0- 1	0- 0				
0- 0	0- 0	0- 0	NEUTRAL	0- 0	0- 0	0- 0				

RPI 1-25				RPI 26-50				RPI 51-100				RPI 101+			
RPI	S	Opponent	Score	RPI	S	Opponent	Score	RPI	S	Opponent	Score	RPI	S	Opponent	Score
3	A	Louisville	73 95	26	H	Buffalo	59 66	54	A	Ohio	67 61	108	A	Northern Ill.	71 82
24	A	Central Mich.	70 67					78	H	Cincinnati	78 65	130	H	High Point	68 55
								80	H	Toledo	65 64	164	H	Ball St.	60 57
								89	H	Kent St.	79 63	230	A	Jacksonville St.	58 41
												276	A	Canisius	62 59
												289	A	Valparaiso	68 47
												322	H	Eastern Ky.	60 44
												326	A	UIC	65 56
												335	A	Detroit Mercy	78 59
												349	A	Florida A&M	56 57
LAST 12 Division I GAMES:															
164	H	Ball St.	60 57	54	A	Ohio	67 61								
24	A	Central Mich.	70 67	89	H	Kent St.	79 63								
26	H	Buffalo	59 66	349	A	Florida A&M	56 57								
80	H	Toledo	65 64	289	A	Valparaiso	68 47								
108	A	Northern Ill.	71 82	78	H	Cincinnati	78 65								
230	A	Jacksonville St.	58 41	326	A	UIC	65 56								

Non-Div I Games: Ohio Dominican 74 29

Miami (OH)

■ Loss,
 ■ Non-Conf, S Site,
 ■ Home
 ■ Away
 N Neutral

Michigan

Through Games Of Feb. 1, 2019

Average RPI Win:	190	WON-LOST	WINNING	LAST 10	STRENGTH OF	OPP. STRENGTH	TEAM	ADJ.	CONF.	ADJ CONF.
Average RPI Loss:	28	RECORD	PCT. RANK	GAMES	SCHEDULE	OF SCHEDULE	RPI	RPI	RPI	RPI
DIV. I ONLY	13- 9	120	1- 1	61	55	59	59	4	4	
DIV. I NON-CONF.	9- 3	61	1- 1	207	138	75	75	6	6	
TOTALS	RPI 1-25	RPI 26-50	W-L RECORDS	RPI 51-100	RPI 101-150	RPI 150+				
13- 9	1- 5	1- 3	OVERALL	2- 1	2- 0	7- 0				
9- 1	1- 1	0- 0	HOME	2- 0	1- 0	5- 0				
2- 7	0- 4	0- 2	AWAY	0- 1	0- 0	2- 0				
2- 1	0- 0	1- 1	NEUTRAL	0- 0	1- 0	0- 0				
9- 3	0- 2	1- 1	NON-CONFERENCE	0- 0	1- 0	7- 0				
5- 0	0- 0	0- 0	HOME	0- 0	0- 0	5- 0				
2- 2	0- 2	0- 0	AWAY	0- 0	0- 0	2- 0				
2- 1	0- 0	1- 1	NEUTRAL	0- 0	1- 0	0- 0				
4- 6	1- 3	0- 2	CONFERENCE	2- 1	1- 0	0- 0				
4- 1	1- 1	0- 0	HOME	2- 0	1- 0	0- 0				
0- 5	0- 2	0- 2	AWAY	0- 1	0- 0	0- 0				
0- 0	0- 0	0- 0	NEUTRAL	0- 0	0- 0	0- 0				

RPI 1-25				RPI 26-50				RPI 51-100				RPI 101+			
RPI	S	Opponent	Score	RPI	S	Opponent	Score	RPI	S	Opponent	Score	RPI	S	Opponent	Score
6	A	NC State	55 66	28	N	Texas	52 69	82	H	Northwestern	79 78	125	N	Washington	80 73
10	A	Marquette	74 85	34	A	Indiana	60 70	87	A	Nebraska	56 70	132	H	Minnesota	76 60
11	A	Iowa	61 75	35	N	Missouri	70 54	93	H	Ohio St.	62 58	179	H	Southern U.	76 35
11	H	Iowa	90 81	40	A	Purdue	70 71					220	H	Mt. St. Mary's	88 40
18	A	Maryland	69 83									281	A	Western Mich.	79 42
22	H	Michigan St.	73 77									302	A	Oakland	85 59
												321	H	Morgan St.	70 47
												335	H	Detroit Mercy	95 62
												351	H	LIU Brooklyn	83 38
LAST 12 Division I GAMES:															
11	H	Iowa	90 81	125	N	Washington	80 73								
22	H	Michigan St.	73 77	28	N	Texas	52 69								
34	A	Indiana	60 70	82	H	Northwestern	79 78								
93	H	Ohio St.	62 58	40	A	Purdue	70 71								
11	A	Iowa	61 75	132	H	Minnesota	76 60								
18	A	Maryland	69 83	87	A	Nebraska	56 70								

Non-Div I Games:

Michigan

■ Loss,
 ■ Non-Conf, S Site,
 ■ Home
 ■ Away
 N Neutral

Average RPI Win:	153	WON-LOST	WINNING	LAST 10	STRENGTH OF	OPP. STRENGTH	TEAM	ADJ.	CONF.	ADJ CONF.
Average RPI Loss:	46	RECORD	PCT. RANK	GAMES	SCHEDULE	OF SCHEDULE	RPI	RPI	RPI	RPI
DIV. I ONLY	15- 5	47	1- 0	56	38	22	22	4	4	
DIV. I NON-CONF.	10- 1	17	0- 0	179	46	35	35	6	6	
TOTALS	RPI 1-25	RPI 26-50	W-L RECORDS	RPI 51-100	RPI 101-150	RPI 150+				
15- 5	3- 2	0- 1	OVERALL	2- 2	3- 0	7- 0				
11- 0	3- 0	0- 0	HOME	1- 0	2- 0	5- 0				
3- 4	0- 1	0- 1	AWAY	1- 2	1- 0	1- 0				
1- 1	0- 1	0- 0	NEUTRAL	0- 0	0- 0	1- 0				
10- 1	1- 1	0- 0	NON-CONFERENCE	1- 0	2- 0	6- 0				
7- 0	1- 0	0- 0	HOME	1- 0	1- 0	4- 0				
2- 0	0- 0	0- 0	AWAY	0- 0	1- 0	1- 0				
1- 1	0- 1	0- 0	NEUTRAL	0- 0	0- 0	1- 0				
5- 4	2- 1	0- 1	CONFERENCE	1- 2	1- 0	1- 0				
4- 0	2- 0	0- 0	HOME	0- 0	1- 0	1- 0				
1- 4	0- 1	0- 1	AWAY	1- 2	0- 0	0- 0				
0- 0	0- 0	0- 0	NEUTRAL	0- 0	0- 0	0- 0				

RPI	S	Opponent	Score	RPI	S	Opponent	Score	RPI	S	Opponent	Score	RPI	S	Opponent	Score
4	H	Oregon	88 82	34	A	Indiana	64 68	59	A	Michigan	77 73	101	H	Virginia	91 66
6	N	NC State	74 78					82	A	Northwestern	62 70	110	A	Hartford	74 66
11	H	Iowa	84 70					93	A	Ohio St.	55 65	132	H	Minnesota	86 68
14	A	Rutgers	62 76					99	H	Wright St.	84 68	187	H	Illinois	77 60
18	H	Maryland	77 60									217	H	Bowling Green	99 69
												222	H	Texas Southern	91 45
												248	H	ETSU	75 53
												287	H	Fla. Atlantic	89 74
												294	N	Kennesaw St.	75 51
												302	A	Oakland	102 58
LAST 12 Division I GAMES:															
14	A	Rutgers	62 76	59	A	Michigan	77 73								
18	H	Maryland	77 60	187	H	Illinois	77 60								
93	A	Ohio St.	55 65	11	H	Iowa	84 70								
132	H	Minnesota	86 68	287	H	Fla. Atlantic	89 74								
34	A	Indiana	64 68	110	A	Hartford	74 66								
82	A	Northwestern	62 70	4	H	Oregon	88 82								

Non-Div I Games:

Michigan St.

Average RPI Win:	212	WON-LOST	WINNING	LAST 10	STRENGTH OF	OPP. STRENGTH	TEAM	ADJ.	CONF.	ADJ CONF.
Average RPI Loss:	87	RECORD	PCT. RANK	GAMES	SCHEDULE	OF SCHEDULE	RPI	RPI	RPI	RPI
DIV. I ONLY	16- 5	42	0- 1	180	144	73	73	15	15	
DIV. I NON-CONF.	9- 4	85	0- 1	88	213	52	52	18	18	
TOTALS	RPI 1-25	RPI 26-50	W-L RECORDS	RPI 51-100	RPI 101-150	RPI 150+				
16- 5	0- 0	0- 2	OVERALL	1- 1	2- 2	13- 0				
7- 2	0- 0	0- 1	HOME	0- 1	1- 0	6- 0				
7- 3	0- 0	0- 1	AWAY	1- 0	0- 2	6- 0				
2- 0	0- 0	0- 0	NEUTRAL	0- 0	1- 0	1- 0				
9- 4	0- 0	0- 1	NON-CONFERENCE	1- 1	1- 2	7- 0				
4- 1	0- 0	0- 0	HOME	0- 1	0- 0	4- 0				
3- 3	0- 0	0- 1	AWAY	1- 0	0- 2	2- 0				
2- 0	0- 0	0- 0	NEUTRAL	0- 0	1- 0	1- 0				
7- 1	0- 0	0- 1	CONFERENCE	0- 0	1- 0	6- 0				
3- 1	0- 0	0- 1	HOME	0- 0	1- 0	2- 0				
4- 0	0- 0	0- 0	AWAY	0- 0	0- 0	4- 0				
0- 0	0- 0	0- 0	NEUTRAL	0- 0	0- 0	0- 0				

RPI S	Opponent	Score	RPI S	Opponent	Score	RPI S	Opponent	Score	RPI S	Opponent	Score
32	A Kentucky	55 72	48	H Rice	47 60	71	H Belmont	38 45	126	N Chattanooga	58 47
						97	A Troy	67 64	141	A Tennessee Tech	64 68
									142	A Fordham	49 61
									148	H Louisiana Tech	75 38
									163	H Georgia St.	69 54
									168	H Vanderbilt	65 58
									181	H Southern Miss.	66 49
									186	H North Texas	61 46
									188	H UNC Asheville	67 46
									219	N Dartmouth	70 58
									225	A UNLV	66 62
									227	A Furman	78 71
									267	A UTSA	72 52
									275	A UTEP	79 49
									287	A Fla. Atlantic	74 55
									315	H Mississippi Val.	101 51
									320	A FIU	49 43
LAST 12 Division I GAMES:											
186	H North Texas	61 46	142	A Fordham	49 61						
48	H Rice	47 60	225	A UNLV	66 62						
275	A UTEP	79 49	287	A Fla. Atlantic	74 55						
267	A UTSA	72 52	320	A FIU	49 43						
148	H Louisiana Tech	75 38	126	N Chattanooga	58 47						
181	H Southern Miss.	66 49	188	H UNC Asheville	67 46						

Non-Div I Games:

Middle Tenn.

■ Loss,
 ■ Non-Conf,
 ■ S Site,
 ■ Home
 ■ A Away
 N Neutral

Average RPI Win:	267	WON-LOST	WINNING	LAST 10	STRENGTH OF	OPP. STRENGTH	TEAM	ADJ.	CONF.	ADJ CONF.
Average RPI Loss:	100	RECORD	PCT. RANK	GAMES	SCHEDULE	OF SCHEDULE	RPI	RPI	RPI	RPI
DIV. I ONLY	10- 10	164	1- 0	214	171	190	190	21	21	
DIV. I NON-CONF.	5- 6	177	0- 0	128	129	167	167	19	19	
TOTALS	RPI 1-25	RPI 26-50	W-L RECORDS	RPI 51-100	RPI 101-150	RPI 150+				
10- 10	0- 2	0- 2	OVERALL	0- 2	1- 2	9- 2				
5- 5	0- 2	0- 0	HOME	0- 1	1- 1	4- 1				
4- 5	0- 0	0- 2	AWAY	0- 1	0- 1	4- 1				
1- 0	0- 0	0- 0	NEUTRAL	0- 0	0- 0	1- 0				
5- 6	0- 2	0- 2	NON-CONFERENCE	0- 0	0- 1	5- 1				
2- 3	0- 2	0- 0	HOME	0- 0	0- 0	2- 1				
2- 3	0- 0	0- 2	AWAY	0- 0	0- 1	2- 0				
1- 0	0- 0	0- 0	NEUTRAL	0- 0	0- 0	1- 0				
5- 4	0- 0	0- 0	CONFERENCE	0- 2	1- 1	4- 1				
3- 2	0- 0	0- 0	HOME	0- 1	1- 1	2- 0				
2- 2	0- 0	0- 0	AWAY	0- 1	0- 0	2- 1				
0- 0	0- 0	0- 0	NEUTRAL	0- 0	0- 0	0- 0				

RPI	S	Opponent	Score	RPI	S	Opponent	Score	RPI	S	Opponent	Score	RPI	S	Opponent	Score	Team's RPI: 190
10	H	Marquette	74 83	34	A	Indiana	66 68	74	H	Green Bay	62 76	120	H	Youngstown St.	71 68	
21	H	Florida St.	62 87	47	A	Saint Mary's (CA)	71 73	99	A	Wright St.	57 61	131	A	Fresno St.	48 65	
												134	H	IUPUI	66 67	
												174	H	Wisconsin	57 68	
												175	N	UC Riverside	56 54	
												237	A	North Dakota	64 46	
												260	H	Columbia	78 65	
												269	H	Cleveland St.	59 53	
												280	A	Northern Ky.	54 55	
												302	A	Oakland	79 52	
												309	A	North Dakota St.	57 55	
												326	H	UIC	72 53	
												333	H	Purdue Fort Wayne	70 48	
												335	A	Detroit Mercy	62 44	
LAST 12 Division I GAMES:																
335	A	Detroit Mercy	62 44	326	H	UIC	72 53									
302	A	Oakland	79 52	134	H	IUPUI	66 67									
269	H	Cleveland St.	59 53	74	H	Green Bay	62 76									
120	H	Youngstown St.	71 68	21	H	Florida St.	62 87									
99	A	Wright St.	57 61	309	A	North Dakota St.	57 55									
280	A	Northern Ky.	54 55	237	A	North Dakota	64 46									

Non-Div I Games:

Milwaukee

■ Loss,
■ Non-Conf, S Site,
■ Home
■ Away
N Neutral

Minnesota

Through Games Of Feb. 1, 2019

Average RPI Win:	209	WON-LOST	WINNING	LAST 10	STRENGTH OF	OPP. STRENGTH	TEAM	ADJ.	CONF.	ADJ CONF.
Average RPI Loss:	71	RECORD	PCT. RANK	GAMES	SCHEDULE	OF SCHEDULE	RPI	RPI	RPI	RPI
DIV. I ONLY	14- 7	79	1- 0	204	70	132	132	4	4	
DIV. I NON-CONF.	11- 0	1	0- 0	320	187	68	68	6	6	
TOTALS	RPI 1-25	RPI 26-50	W-L RECORDS	RPI 51-100	RPI 101-150	RPI 150+				
14- 7	1- 2	0- 1	OVERALL	2- 3	0- 0	11- 1				
10- 4	1- 1	0- 1	HOME	0- 1	0- 0	9- 1				
4- 3	0- 1	0- 0	AWAY	2- 2	0- 0	2- 0				
0- 0	0- 0	0- 0	NEUTRAL	0- 0	0- 0	0- 0				
11- 0	1- 0	0- 0	NON-CONFERENCE	1- 0	0- 0	9- 0				
9- 0	1- 0	0- 0	HOME	0- 0	0- 0	8- 0				
2- 0	0- 0	0- 0	AWAY	1- 0	0- 0	1- 0				
0- 0	0- 0	0- 0	NEUTRAL	0- 0	0- 0	0- 0				
3- 7	0- 2	0- 1	CONFERENCE	1- 3	0- 0	2- 1				
1- 4	0- 1	0- 1	HOME	0- 1	0- 0	1- 1				
2- 3	0- 1	0- 0	AWAY	1- 2	0- 0	1- 0				
0- 0	0- 0	0- 0	NEUTRAL	0- 0	0- 0	0- 0				

RPI 1-25				RPI 26-50				RPI 51-100				RPI 101+ Team's RPI: 132			
RPI	S	Opponent	Score	RPI	S	Opponent	Score	RPI	S	Opponent	Score	RPI	S	Opponent	Score
9	H	Syracuse	72 68	40	H	Purdue	53 64	59	A	Michigan	60 76	167	A	Xavier	78 53
11	H	Iowa	63 81					82	A	Northwestern	61 54	174	A	Wisconsin	78 50
22	A	Michigan St.	68 86					85	A	Boston College	77 69	174	H	Wisconsin	74 56
								87	A	Nebraska	57 63	187	H	Illinois	62 66
								93	H	Ohio St.	55 65	199	H	Rhode Island	91 71
												235	H	Cornell	65 45
												238	H	Air Force	67 50
												257	H	San Diego	53 48
												314	H	Coppin St.	84 52
												318	H	Incarnate Word	75 39
												328	H	New Hampshire	70 47
												344	H	Ark.-Pine Bluff	84 42
LAST 12 Division I GAMES:															
40	H	Purdue	53 64	82	A	Northwestern	61 54								
87	A	Nebraska	57 63	93	H	Ohio St.	55 65								
174	A	Wisconsin	78 50	59	A	Michigan	60 76								
11	H	Iowa	63 81	174	H	Wisconsin	74 56								
22	A	Michigan St.	68 86	199	H	Rhode Island	91 71								
187	H	Illinois	62 66	314	H	Coppin St.	84 52								

Non-Div I Games:

Minnesota

Loss, Non-Conf, S Site, H Home A Away N Neutral

Mississippi St.

Through Games Of Feb. 1, 2019

Average RPI Win: 131		WON-LOST	WINNING	LAST 10	STRENGTH OF		OPP. STRENGTH	TEAM	ADJ.	CONF.	ADJ CONF.
Average RPI Loss: 4		RECORD	PCT. RANK	GAMES	SCHEDULE		OF SCHEDULE	RPI	RPI	RPI	RPI
DIV. I ONLY		20- 1	2	1- 0	49		34	8	8	5	5
DIV. I NON-CONF.		12- 1	11	0- 0	94		32	13	13	5	5
TOTALS		RPI 1-25	RPI 26-50		W-L RECORDS		RPI 51-100	RPI 101-150		RPI 150+	
20- 1	2- 1	2- 0		OVERALL		5- 0	3- 0		8- 0		
11- 0	2- 0	1- 0		HOME		1- 0	1- 0		6- 0		
9- 1	0- 1	1- 0		AWAY		4- 0	2- 0		2- 0		
0- 0	0- 0	0- 0		NEUTRAL		0- 0	0- 0		0- 0		
12- 1	1- 1	1- 0		NON-CONFERENCE		2- 0	2- 0		6- 0		
7- 0	1- 0	0- 0		HOME		1- 0	0- 0		5- 0		
5- 1	0- 1	1- 0		AWAY		1- 0	2- 0		1- 0		
0- 0	0- 0	0- 0		NEUTRAL		0- 0	0- 0		0- 0		
8- 0	1- 0	1- 0		CONFERENCE		3- 0	1- 0		2- 0		
4- 0	1- 0	1- 0		HOME		0- 0	1- 0		1- 0		
4- 0	0- 0	0- 0		AWAY		3- 0	0- 0		1- 0		
0- 0	0- 0	0- 0		NEUTRAL		0- 0	0- 0		0- 0		

RPI	S	Opponent	Score	RPI	S	Opponent	Score	RPI	S	Opponent	Score	RPI	S	Opponent	Score
4	A	Oregon	74 82	28	A	Texas	67 49	53	A	Auburn	85 59	101	A	Virginia	72 44
10	H	Marquette	87 82	32	H	Kentucky	86 71	55	A	LSU	68 35	106	H	Georgia	80 71
17	H	South Carolina	89 74					60	A	Arkansas	93 69	125	A	Washington	103 56
								66	H	Lamar University	104 53	181	A	Southern Miss.	86 42
								77	A	Little Rock	98 63	196	H	Southeast Mo. St.	88 53
												205	H	Ole Miss	80 49
												211	A	Florida	90 42
												227	H	Furman	106 41
												236	H	Louisiana	104 36
												310	H	Jackson St.	105 38
												314	H	Coppin St.	110 38
LAST 12 Division I GAMES:															
211	A	Florida	90 42	55	A	LSU	68 35								
17	H	South Carolina	89 74	205	H	Ole Miss	80 49								
53	A	Auburn	85 59	236	H	Louisiana	104 36								
106	H	Georgia	80 71	125	A	Washington	103 56								
32	H	Kentucky	86 71	4	A	Oregon	74 82								
60	A	Arkansas	93 69	181	A	Southern Miss.	86 42								

Non-Div I Games:

Mississippi St.

■ Loss,
 ■ Non-Conf, S Site,
 ■ Home
 ■ Away
 N Neutral

Average RPI Win:	288	WON-LOST	WINNING	LAST 10	STRENGTH OF	OPP. STRENGTH	TEAM	ADJ.	CONF.	ADJ CONF.
Average RPI Loss:	188	RECORD	PCT. RANK	GAMES	SCHEDULE	OF SCHEDULE	RPI	RPI	RPI	RPI
DIV. I ONLY	3- 15	323	0- 1	234	338	315	315	29	29	
DIV. I NON-CONF.	1- 10	330	0- 0	67	327	264	264	26	26	
TOTALS	RPI 1-25	RPI 26-50	W-L RECORDS	RPI 51-100	RPI 101-150	RPI 150+				
3- 15	0- 0	0- 0	OVERALL	0- 3	0- 2	3- 10				
1- 4	0- 0	0- 0	HOME	0- 0	0- 1	1- 3				
2- 10	0- 0	0- 0	AWAY	0- 2	0- 1	2- 7				
0- 1	0- 0	0- 0	NEUTRAL	0- 1	0- 0	0- 0				
1- 10	0- 0	0- 0	NON-CONFERENCE	0- 3	0- 2	1- 5				
0- 1	0- 0	0- 0	HOME	0- 0	0- 1	0- 0				
1- 8	0- 0	0- 0	AWAY	0- 2	0- 1	1- 5				
0- 1	0- 0	0- 0	NEUTRAL	0- 1	0- 0	0- 0				
2- 5	0- 0	0- 0	CONFERENCE	0- 0	0- 0	2- 5				
1- 3	0- 0	0- 0	HOME	0- 0	0- 0	1- 3				
1- 2	0- 0	0- 0	AWAY	0- 0	0- 0	1- 2				
0- 0	0- 0	0- 0	NEUTRAL	0- 0	0- 0	0- 0				

RPI S	Opponent	Score	RPI S	Opponent	Score	RPI S	Opponent	Score	RPI S	Opponent	Score	Team's RPI: 315
						51 A	TCU	47 96	129 A	UT Martin	51 110	
						73 A	Middle Tenn.	51 101	145 H	North Ala.	72 86	
						97 N	Troy	54 75	179 A	Southern U.	67 74	
									181 A	Southern Miss.	60 67	
									182 A	Arkansas St.	57 60	
									200 A	SMU	47 62	
									201 A	Nicholls St.	47 72	
									206 H	Prairie View	65 75	
									222 H	Texas Southern	50 68	
									243 H	Alabama St.	64 62	
									278 A	Austin Peay	95 89	
									299 H	Alabama A&M	60 80	
									308 A	La.-Monroe	65 72	
									344 A	Ark.-Pine Bluff	62 56	
									350 A	Alcorn	63 73	
LAST 12 Division I GAMES:												
			179 A	Southern U.	67 74		222 H	Texas Southern	50 68			
			350 A	Alcorn	63 73		206 H	Prairie View	65 75			
			243 H	Alabama St.	64 62		145 H	North Ala.	72 86			
			299 H	Alabama A&M	60 80		182 A	Arkansas St.	57 60			
			344 A	Ark.-Pine Bluff	62 56		308 A	La.-Monroe	65 72			
			129 A	UT Martin	51 110		201 A	Nicholls St.	47 72			

Non-Div I Games:

Mississippi Val.

■ Loss,
 ■ Non-Conf,
 ■ S Site,
 ■ H Home
 ■ A Away
 N Neutral

Average RPI Win: 134		WON-LOST	WINNING	LAST 10	STRENGTH OF	OPP. STRENGTH	TEAM	ADJ.	CONF.	ADJ CONF.
Average RPI Loss: 71		RECORD	PCT. RANK	GAMES	SCHEDULE	OF SCHEDULE	RPI	RPI	RPI	RPI
DIV. I ONLY		16- 6	61	1- 0	53	62	35	35	5	5
DIV. I NON-CONF.		11- 3	56	1- 0	89	74	46	46	5	5
TOTALS		RPI 1-25	RPI 26-50	W-L RECORDS		RPI 51-100	RPI 101-150	RPI 150+		
16- 6	0- 1	0- 2		OVERALL		7- 2	1- 0	8- 1		
9- 2	0- 0	0- 1		HOME		3- 1	1- 0	5- 0		
5- 3	0- 1	0- 1		AWAY		2- 0	0- 0	3- 1		
2- 1	0- 0	0- 0		NEUTRAL		2- 1	0- 0	0- 0		
11- 3	0- 0	0- 1		NON-CONFERENCE		4- 2	0- 0	7- 0		
5- 2	0- 0	0- 1		HOME		1- 1	0- 0	4- 0		
4- 0	0- 0	0- 0		AWAY		1- 0	0- 0	3- 0		
2- 1	0- 0	0- 0		NEUTRAL		2- 1	0- 0	0- 0		
5- 3	0- 1	0- 1		CONFERENCE		3- 0	1- 0	1- 1		
4- 0	0- 0	0- 0		HOME		2- 0	1- 0	1- 0		
1- 3	0- 1	0- 1		AWAY		1- 0	0- 0	0- 1		
0- 0	0- 0	0- 0		NEUTRAL		0- 0	0- 0	0- 0		

RPI 1-25				RPI 26-50				Team's RPI: 35				RPI 51-100				RPI 101+			
RPI	S	Opponent	Score	RPI	S	Opponent	Score	RPI	S	Opponent	Score	RPI	S	Opponent	Score	RPI	S	Opponent	Score
17	A	South Carolina	65 79	32	A	Kentucky	41 52	53	H	Auburn	74 65	106	H	Georgia	61 35				
				33	H	South Dakota	61 74	58	A	Tennessee	66 64	177	H	Texas St.	69 50				
								59	N	Michigan	54 70	182	H	Arkansas St.	70 50				
								60	H	Arkansas	71 53	187	A	Illinois	67 45				
								63	A	West Virginia	68 51	194	A	Saint Louis	74 62				
								64	N	Duke	62 54	204	H	UMKC	66 59				
								65	N	Quinnipiac	65 51	205	H	Ole Miss	78 55				
								74	H	Green Bay	49 56	211	A	Florida	56 58				
								76	H	Missouri St.	65 61	212	H	SIUE	59 36				
												230	A	Western Ill.	89 64				
LAST 12 Division I GAMES:																			
				53	H	Auburn	74 65	64	N	Duke	62 54								
				32	A	Kentucky	41 52	65	N	Quinnipiac	65 51								
				17	A	South Carolina	65 79	58	A	Tennessee	66 64								
				106	H	Georgia	61 35	205	H	Ole Miss	78 55								
				211	A	Florida	56 58	182	H	Arkansas St.	70 50								
				60	H	Arkansas	71 53	187	A	Illinois	67 45								

Non-Div I Games:

Missouri

Average RPI Win:	179	WON-LOST	WINNING	LAST 10	STRENGTH OF	OPP. STRENGTH	TEAM	ADJ.	CONF.	ADJ CONF.
Average RPI Loss:	100	RECORD	PCT. RANK	GAMES	SCHEDULE	OF SCHEDULE	RPI	RPI	RPI	RPI
DIV. I ONLY	12- 7	103	1- 0	79	119	76	76	12	12	
DIV. I NON-CONF.	4- 7	228	0- 0	55	40	154	154	14	14	
TOTALS	RPI 1-25	RPI 26-50	W-L RECORDS	RPI 51-100	RPI 101-150	RPI 150+				
12- 7	1- 1	0- 3	OVERALL	1- 0	1- 1	9- 2				
7- 2	0- 1	0- 1	HOME	1- 0	0- 0	6- 0				
3- 5	1- 0	0- 2	AWAY	0- 0	0- 1	2- 2				
2- 0	0- 0	0- 0	NEUTRAL	0- 0	1- 0	1- 0				
4- 7	0- 1	0- 3	NON-CONFERENCE	1- 0	1- 1	2- 2				
2- 2	0- 1	0- 1	HOME	1- 0	0- 0	1- 0				
0- 5	0- 0	0- 2	AWAY	0- 0	0- 1	0- 2				
2- 0	0- 0	0- 0	NEUTRAL	0- 0	1- 0	1- 0				
8- 0	1- 0	0- 0	CONFERENCE	0- 0	0- 0	7- 0				
5- 0	0- 0	0- 0	HOME	0- 0	0- 0	5- 0				
3- 0	1- 0	0- 0	AWAY	0- 0	0- 0	2- 0				
0- 0	0- 0	0- 0	NEUTRAL	0- 0	0- 0	0- 0				

RPI 1-25				RPI 26-50				RPI 51-100				RPI 101+			
RPI	S	Opponent	Score	RPI	S	Opponent	Score	RPI	S	Opponent	Score	RPI	S	Opponent	Score
13	H	Gonzaga	67 70	33	H	South Dakota	74 85	77	H	Little Rock	48 44	148	N	Louisiana Tech	82 70
19	A	Drake	85 79	34	A	Indiana	74 98					149	A	Santa Clara	73 77
				35	A	Missouri	61 65					159	H	Southern Ill.	66 51
												164	H	Ball St.	74 54
												169	A	Bradley	68 56
												173	H	Indiana St.	71 58
												186	A	North Texas	76 83
												192	A	Illinois St.	59 47
												210	H	Loyola Chicago	84 49
												212	N	SIUE	68 65
												247	A	Wichita St.	60 63
												289	H	Valparaiso	108 63
												337	H	Evansville	88 66
LAST 12 Division I GAMES:															
210	H	Loyola Chicago	84 49	19	A	Drake	85 79								
192	A	Illinois St.	59 47	289	H	Valparaiso	108 63								
169	A	Bradley	68 56	77	H	Little Rock	48 44								
159	H	Southern Ill.	66 51	212	N	SIUE	68 65								
337	H	Evansville	88 66	148	N	Louisiana Tech	82 70								
173	H	Indiana St.	71 58	13	H	Gonzaga	67 70								

Non-Div I Games:

Missouri St.

■ Loss,
■ Non-Conf, S Site,
■ Home
■ Away
N Neutral

Average RPI Win:	244	WON-LOST	WINNING	LAST 10	STRENGTH OF	OPP. STRENGTH	TEAM	ADJ.	CONF.	ADJ CONF.
Average RPI Loss:	162	RECORD	PCT. RANK	GAMES	SCHEDULE	OF SCHEDULE	RPI	RPI	RPI	RPI
DIV. I ONLY	7- 12	241	0- 1	198	234	250	250	26	26	
DIV. I NON-CONF.	4- 7	228	0- 0	218	231	241	241	28	28	
TOTALS	RPI 1-25	RPI 26-50	W-L RECORDS	RPI 51-100	RPI 101-150	RPI 150+				
7- 12	0- 0	0- 1	OVERALL	0- 4	0- 1	7- 6				
4- 6	0- 0	0- 1	HOME	0- 2	0- 0	4- 3				
3- 6	0- 0	0- 0	AWAY	0- 2	0- 1	3- 3				
0- 0	0- 0	0- 0	NEUTRAL	0- 0	0- 0	0- 0				
4- 7	0- 0	0- 1	NON-CONFERENCE	0- 2	0- 1	4- 3				
2- 3	0- 0	0- 1	HOME	0- 1	0- 0	2- 1				
2- 4	0- 0	0- 0	AWAY	0- 1	0- 1	2- 2				
0- 0	0- 0	0- 0	NEUTRAL	0- 0	0- 0	0- 0				
3- 5	0- 0	0- 0	CONFERENCE	0- 2	0- 0	3- 3				
2- 3	0- 0	0- 0	HOME	0- 1	0- 0	2- 2				
1- 2	0- 0	0- 0	AWAY	0- 1	0- 0	1- 1				
0- 0	0- 0	0- 0	NEUTRAL	0- 0	0- 0	0- 0				

RPI S	Opponent	Score	RPI S	Opponent	Score	RPI S	Opponent	Score	RPI S	Opponent	Score	Team's RPI: 250
49	H Bucknell	32 70	65	A Quinnipiac	38 67	133	A Lehigh	48 63				
			65	H Quinnipiac	46 58	154	A Marist	45 69				
			69	A Virginia Tech	49 82	180	A George Washington	55 51				
			86	H Princeton	47 79	197	H Rider	43 55				
						215	H Navy	68 67				
						221	H Niagara	76 54				
						233	A Sacred Heart	55 50				
						246	A East Carolina	67 73				
						259	H Albany (NY)	64 56				
						263	H Siena	68 77				
						276	H Canisius	67 61				
						298	H Loyola Maryland	67 75				
						324	A Lafayette	69 73				
						327	A Iona	55 38				
LAST 12 Division I GAMES:												
276	H Canisius	67 61	65	H Quinnipiac	46 58							
263	H Siena	68 77	221	H Niagara	76 54							
154	A Marist	45 69	298	H Loyola Maryland	67 75							
65	A Quinnipiac	38 67	215	H Navy	68 67							
197	H Rider	43 55	86	H Princeton	47 79							
327	A Iona	55 38	324	A Lafayette	69 73							

Non-Div I Games:

Monmouth

Montana

Through Games Of Feb. 1, 2019

Average RPI Win:	213	WON-LOST	WINNING	LAST 10	STRENGTH OF	OPP. STRENGTH	TEAM	ADJ.	CONF.	ADJ CONF.
Average RPI Loss:	100	RECORD	PCT. RANK	GAMES	SCHEDULE	OF SCHEDULE	RPI	RPI	RPI	RPI
DIV. I ONLY	9- 8	147	1- 0	126	140	137	137	16	16	
DIV. I NON-CONF.	4- 4	162	1- 0	40	83	77	77	12	12	
TOTALS	RPI 1-25	RPI 26-50	W-L RECORDS	RPI 51-100	RPI 101-150	RPI 150+				
9- 8	0- 1	0- 1	OVERALL	1- 2	2- 3	6- 1				
5- 3	0- 0	0- 1	HOME	1- 0	2- 1	2- 1				
3- 5	0- 1	0- 0	AWAY	0- 2	0- 2	3- 0				
1- 0	0- 0	0- 0	NEUTRAL	0- 0	0- 0	1- 0				
4- 4	0- 1	0- 1	NON-CONFERENCE	1- 1	1- 1	2- 0				
2- 1	0- 0	0- 1	HOME	1- 0	1- 0	0- 0				
1- 3	0- 1	0- 0	AWAY	0- 1	0- 1	1- 0				
1- 0	0- 0	0- 0	NEUTRAL	0- 0	0- 0	1- 0				
5- 4	0- 0	0- 0	CONFERENCE	0- 1	1- 2	4- 1				
3- 2	0- 0	0- 0	HOME	0- 0	1- 1	2- 1				
2- 2	0- 0	0- 0	AWAY	0- 1	0- 1	2- 0				
0- 0	0- 0	0- 0	NEUTRAL	0- 0	0- 0	0- 0				

RPI 1-25				RPI 26-50				RPI 51-100				RPI 101+ Team's RPI: 137			
RPI	S	Opponent	Score	RPI	S	Opponent	Score	RPI	S	Opponent	Score	RPI	S	Opponent	Score
13	A	Gonzaga	52 76	33	H	South Dakota	41 64	67	A	Arizona	51 100	105	H	Idaho	82 79
								82	H	UC Davis	62 56	108	H	Northern Ill.	86 70
								96	A	Idaho St.	34 50	117	H	Northern Colo.	62 73
												125	A	Washington	54 69
												143	A	Portland St.	60 78
												203	H	Eastern Wash.	62 68
												239	N	Saint Francis (PA)	79 77
												240	A	Sacramento St.	88 86
												252	H	Northern Ariz.	78 62
												253	H	Southern Utah	79 57
												301	A	Weber St.	72 60
												339	A	Grand Canyon	69 47
LAST 12 Division I GAMES:															
301	A	Weber St.	72 60	239	N	Saint Francis (PA)	79 77								
96	A	Idaho St.	34 50	82	H	UC Davis	62 56								
105	H	Idaho	82 79	240	A	Sacramento St.	88 86								
117	H	Northern Colo.	62 73	253	H	Southern Utah	79 57								
203	H	Eastern Wash.	62 68	252	H	Northern Ariz.	78 62								
143	A	Portland St.	60 78	125	A	Washington	54 69								

Non-Div I Games: Providence (MT) 90 45

Montana

Loss, Non-Conf, S Site, H Home A Away N Neutral

Average RPI Win:	232	WON-LOST	WINNING	LAST 10	STRENGTH OF	OPP. STRENGTH	TEAM	ADJ.	CONF.	ADJ CONF.
Average RPI Loss:	84	RECORD	PCT. RANK	GAMES	SCHEDULE	OF SCHEDULE	RPI	RPI	RPI	RPI
DIV. I ONLY	9- 9	164	1- 0	135	123	140	140	16	16	
DIV. I NON-CONF.	4- 5	190	1- 0	59	55	101	101	12	12	
TOTALS	RPI 1-25	RPI 26-50	W-L RECORDS	RPI 51-100	RPI 101-150	RPI 150+				
9- 9	0- 1	0- 2	OVERALL	0- 3	1- 2	8- 1				
4- 3	0- 0	0- 1	HOME	0- 0	0- 1	4- 1				
4- 6	0- 1	0- 1	AWAY	0- 3	1- 1	3- 0				
1- 0	0- 0	0- 0	NEUTRAL	0- 0	0- 0	1- 0				
4- 5	0- 1	0- 2	NON-CONFERENCE	0- 2	0- 0	4- 0				
2- 1	0- 0	0- 1	HOME	0- 0	0- 0	2- 0				
1- 4	0- 1	0- 1	AWAY	0- 2	0- 0	1- 0				
1- 0	0- 0	0- 0	NEUTRAL	0- 0	0- 0	1- 0				
5- 4	0- 0	0- 0	CONFERENCE	0- 1	1- 2	4- 1				
2- 2	0- 0	0- 0	HOME	0- 0	0- 1	2- 1				
3- 2	0- 0	0- 0	AWAY	0- 1	1- 1	2- 0				
0- 0	0- 0	0- 0	NEUTRAL	0- 0	0- 0	0- 0				

RPI 1-25				RPI 26-50				RPI 51-100				RPI 101+ Team's RPI: 140			
RPI	S	Opponent	Score	RPI	S	Opponent	Score	RPI	S	Opponent	Score	RPI	S	Opponent	Score
10	A	Marquette	52 100	30	H	South Dakota St.	67 88	51	A	TCU	49 71	105	H	Idaho	66 82
				46	A	Wyoming	58 66	68	A	SFA	53 60	117	A	Northern Colo.	79 66
								96	A	Idaho St.	43 61	143	A	Portland St.	53 55
												172	N	Delaware	69 60
												177	A	Texas St.	67 59
												203	H	Eastern Wash.	87 89
												240	A	Sacramento St.	69 53
												252	H	Northern Ariz.	80 70
												253	H	Southern Utah	69 64
												266	H	Long Beach St.	85 62
												301	A	Weber St.	66 59
												312	H	Omaha	59 56
LAST 12 Division I GAMES:															
301	A	Weber St.	66 59	177	A	Texas St.	67 59								
203	H	Eastern Wash.	87 89	96	A	Idaho St.	43 61								
117	A	Northern Colo.	79 66	252	H	Northern Ariz.	80 70								
105	H	Idaho	66 82	253	H	Southern Utah	69 64								
240	A	Sacramento St.	69 53	30	H	South Dakota St.	67 88								
143	A	Portland St.	53 55	312	H	Omaha	59 56								

Non-Div I Games: Carroll (MT) 64 48

Montana St.

Loss, Non-Conf, S Site, H Home A Away N Neutral

Average RPI Win: 244	WON-LOST	WINNING	LAST 10	STRENGTH OF	OPP. STRENGTH	TEAM	ADJ.	CONF.	ADJ CONF.
Average RPI Loss: 149	RECORD	PCT. RANK	GAMES	SCHEDULE	OF SCHEDULE	RPI	RPI	RPI	RPI
DIV. I ONLY	14- 6	71	1- 0	227	302	122	122	20	20
DIV. I NON-CONF.	7- 4	109	0- 0	275	296	165	165	20	20
<hr/>									
TOTALS	RPI 1-25	RPI 26-50	W-L RECORDS	RPI 51-100	RPI 101-150	RPI 150+			
14- 6	0- 1	0- 1	OVERALL	0- 1	3- 0	11- 3			
8- 1	0- 0	0- 0	HOME	0- 0	2- 0	6- 1			
6- 5	0- 1	0- 1	AWAY	0- 1	1- 0	5- 2			
0- 0	0- 0	0- 0	NEUTRAL	0- 0	0- 0	0- 0			
7- 4	0- 1	0- 1	NON-CONFERENCE	0- 0	1- 0	6- 2			
4- 1	0- 0	0- 0	HOME	0- 0	0- 0	4- 1			
3- 3	0- 1	0- 1	AWAY	0- 0	1- 0	2- 1			
0- 0	0- 0	0- 0	NEUTRAL	0- 0	0- 0	0- 0			
7- 2	0- 0	0- 0	CONFERENCE	0- 1	2- 0	5- 1			
4- 0	0- 0	0- 0	HOME	0- 0	2- 0	2- 0			
3- 2	0- 0	0- 0	AWAY	0- 1	0- 0	3- 1			
0- 0	0- 0	0- 0	NEUTRAL	0- 0	0- 0	0- 0			

RPI 1-25				RPI 26-50				RPI 51-100				RPI 101+ Team's RPI: 122			
RPI	S	Opponent	Score	RPI	S	Opponent	Score	RPI	S	Opponent	Score	RPI	S	Opponent	Score
2	A	Baylor	58 96	32	A	Kentucky	57 87	71	A	Belmont	50 77	119	A	Radford	79 72
												129	H	UT Martin	85 75
												141	H	Tennessee Tech	77 56
												196	H	Southeast Mo. St.	82 54
												212	A	SIUE	73 67
												230	H	Jacksonville St.	66 55
												239	A	Saint Francis (PA)	83 89
												242	A	Gardner-Webb	84 69
												258	A	N.C. A&T	72 67
												272	H	St. Francis Brooklyn	94 101
												278	A	Austin Peay	80 81
												289	H	Valparaiso	68 62
												291	A	Murray St.	83 61
												293	A	Tennessee St.	85 62
												332	H	Lipscomb	79 44
												337	H	Evansville	85 63
												345	H	Chicago St.	104 68
<hr/>															
LAST 12 Division I GAMES:															
				141	H	Tennessee Tech	77 56	212	A	SIUE	73 67				
				129	H	UT Martin	85 75	230	H	Jacksonville St.	66 55				
				196	H	Southeast Mo. St.	82 54	291	A	Murray St.	83 61				
				293	A	Tennessee St.	85 62	332	H	Lipscomb	79 44				
				71	A	Belmont	50 77	239	A	Saint Francis (PA)	83 89				
				278	A	Austin Peay	80 81	119	A	Radford	79 72				

Non-Div I Games: Alice Lloyd 121 56 Ky. Christian 119 28

Morehead St.

Loss, Non-Conf, S Site, H Home A Away N Neutral

Average RPI Win:	327	WON-LOST	WINNING	LAST 10	STRENGTH OF	OPP. STRENGTH	TEAM	ADJ.	CONF.	ADJ CONF.
Average RPI Loss:	176	RECORD	PCT. RANK	GAMES	SCHEDULE	OF SCHEDULE	RPI	RPI	RPI	RPI
DIV. I ONLY	5- 15	295	0- 1	257	335	321	321	32	32	
DIV. I NON-CONF.	1- 11	335	0- 1	163	201	321	321	32	32	
TOTALS	RPI 1-25	RPI 26-50	W-L RECORDS	RPI 51-100	RPI 101-150	RPI 150+				
5- 15	0- 1	0- 0	OVERALL	0- 3	0- 3	5- 8				
4- 4	0- 0	0- 0	HOME	0- 0	0- 0	4- 4				
1- 8	0- 0	0- 0	AWAY	0- 3	0- 2	1- 3				
0- 3	0- 1	0- 0	NEUTRAL	0- 0	0- 1	0- 1				
1- 11	0- 1	0- 0	NON-CONFERENCE	0- 3	0- 3	1- 4				
1- 2	0- 0	0- 0	HOME	0- 0	0- 0	1- 2				
0- 6	0- 0	0- 0	AWAY	0- 3	0- 2	0- 1				
0- 3	0- 1	0- 0	NEUTRAL	0- 0	0- 1	0- 1				
4- 4	0- 0	0- 0	CONFERENCE	0- 0	0- 0	4- 4				
3- 2	0- 0	0- 0	HOME	0- 0	0- 0	3- 2				
1- 2	0- 0	0- 0	AWAY	0- 0	0- 0	1- 2				
0- 0	0- 0	0- 0	NEUTRAL	0- 0	0- 0	0- 0				

RPI 1-25			RPI 26-50			RPI 51-100			RPI 101+ Team's RPI: 321		
RPI	S	Opponent	Score	RPI	S	Opponent	Score	RPI	S	Opponent	Score
18	N	Maryland	44 68					106	N	Georgia	33 60
								110	A	Hartford	59 80
								116	A	Western Ky.	43 90
								183	H	UMES	68 73
								221	N	Niagara	57 67
								245	A	Howard	56 79
								258	A	N.C. A&T	29 62
								262	H	Bethune-Cookman	69 73
								297	H	UMass Lowell	61 49
								300	H	South Carolina St.	62 51
								303	H	Central Conn. St.	36 60
								304	H	UMBC	68 73
								320	A	FIU	50 59
								343	H	Savannah St.	63 47
								346	A	N.C. Central	65 62
								349	H	Florida A&M	75 71
LAST 12 Division I GAMES:											
262	H	Bethune-Cookman	69 73	221	N	Niagara	57 67				
346	A	N.C. Central	65 62	349	H	Florida A&M	75 71				
258	A	N.C. A&T	29 62	183	H	UMES	68 73				
245	A	Howard	56 79	297	H	UMass Lowell	61 49				
300	H	South Carolina St.	62 51	304	H	UMBC	68 73				
343	H	Savannah St.	63 47	63	A	West Virginia	37 72				

Non-Div I Games: Washington Adventis60 43 Lincoln (PA) 46 51

Morgan St.

Loss, Non-Conf, S Site, H Home A Away N Neutral

Average RPI Win:	261	WON-LOST	WINNING	LAST 10	STRENGTH OF	OPP. STRENGTH	TEAM	ADJ.	CONF.	ADJ CONF.
Average RPI Loss:	194	RECORD	PCT. RANK	GAMES	SCHEDULE	OF SCHEDULE	RPI	RPI	RPI	RPI
DIV. I ONLY	9- 9	164	1- 0	308	327	220	220	31	31	
DIV. I NON-CONF.	5- 5	162	0- 0	161	253	149	149	31	31	
TOTALS	RPI 1-25	RPI 26-50	W-L RECORDS	RPI 51-100	RPI 101-150	RPI 150+				
9- 9	0- 0	0- 0	OVERALL	0- 2	2- 0	7- 7				
5- 2	0- 0	0- 0	HOME	0- 0	2- 0	3- 2				
4- 7	0- 0	0- 0	AWAY	0- 2	0- 0	4- 5				
0- 0	0- 0	0- 0	NEUTRAL	0- 0	0- 0	0- 0				
5- 5	0- 0	0- 0	NON-CONFERENCE	0- 2	2- 0	3- 3				
2- 1	0- 0	0- 0	HOME	0- 0	2- 0	0- 1				
3- 4	0- 0	0- 0	AWAY	0- 2	0- 0	3- 2				
0- 0	0- 0	0- 0	NEUTRAL	0- 0	0- 0	0- 0				
4- 4	0- 0	0- 0	CONFERENCE	0- 0	0- 0	4- 4				
3- 1	0- 0	0- 0	HOME	0- 0	0- 0	3- 1				
1- 3	0- 0	0- 0	AWAY	0- 0	0- 0	1- 3				
0- 0	0- 0	0- 0	NEUTRAL	0- 0	0- 0	0- 0				

RPI 1-25			RPI 26-50			RPI 51-100			RPI 101+			Team's RPI: 220
RPI	S	Opponent	Score	RPI	S	Opponent	Score	RPI	S	Opponent	Score	
						59 A Michigan	40 88	119 H Radford			89 77	
						69 A Virginia Tech	51 83	121 H Towson			87 78	
								155 A Duquesne			64 73	
								183 H UMES			73 86	
								197 A Rider			67 85	
								226 A Robert Morris			58 70	
								239 A Saint Francis (PA)			66 68	
								242 A Gardner-Webb			69 62	
								272 H St. Francis Brooklyn			78 75	
								292 H Bryant			68 73	
								298 A Loyola Maryland			77 67	
								303 H Central Conn. St.			84 53	
								304 A UMBC			65 52	
								325 A Wagner			76 92	
								342 A Fairleigh Dickinson			63 47	
								351 H LIU Brooklyn			61 45	
LAST 12 Division I GAMES:												
342 A		Fairleigh Dickinson	63 47	272 H		St. Francis Brooklyn	78 75					
325 A		Wagner	76 92	351 H		LIU Brooklyn	61 45					
303 H		Central Conn. St.	84 53	119 H		Radford	89 77					
292 H		Bryant	68 73	183 H		UMES	73 86					
239 A		Saint Francis (PA)	66 68	69 A		Virginia Tech	51 83					
226 A		Robert Morris	58 70	304 A		UMBC	65 52					

Non-Div I Games: Washington Col. 74 50

Mt. St. Mary's

Loss, Non-Conf, S Site, H Home A Away N Neutral

Average RPI Win:	283	WON-LOST	WINNING	LAST 10	STRENGTH OF	OPP. STRENGTH	TEAM	ADJ.	CONF.	ADJ CONF.
Average RPI Loss:	158	RECORD	PCT. RANK	GAMES	SCHEDULE	OF SCHEDULE	RPI	RPI	RPI	RPI
DIV. I ONLY	5- 13	284	1- 0	259	195	291	291	20	20	
DIV. I NON-CONF.	2- 7	288	0- 0	235	172	308	308	20	20	
TOTALS	RPI 1-25	RPI 26-50	W-L RECORDS	RPI 51-100	RPI 101-150	RPI 150+				
5- 13	0- 0	0- 2	OVERALL	0- 2	0- 2	5- 7				
3- 5	0- 0	0- 0	HOME	0- 1	0- 1	3- 3				
2- 8	0- 0	0- 2	AWAY	0- 1	0- 1	2- 4				
0- 0	0- 0	0- 0	NEUTRAL	0- 0	0- 0	0- 0				
2- 7	0- 0	0- 2	NON-CONFERENCE	0- 1	0- 0	2- 4				
2- 2	0- 0	0- 0	HOME	0- 0	0- 0	2- 2				
0- 5	0- 0	0- 2	AWAY	0- 1	0- 0	0- 2				
0- 0	0- 0	0- 0	NEUTRAL	0- 0	0- 0	0- 0				
3- 6	0- 0	0- 0	CONFERENCE	0- 1	0- 2	3- 3				
1- 3	0- 0	0- 0	HOME	0- 1	0- 1	1- 1				
2- 3	0- 0	0- 0	AWAY	0- 0	0- 1	2- 2				
0- 0	0- 0	0- 0	NEUTRAL	0- 0	0- 0	0- 0				

RPI 1-25				RPI 26-50				RPI 51-100				RPI 101+				Team's RPI: 291	
RPI	S	Opponent	Score	RPI	S	Opponent	Score	RPI	S	Opponent	Score	RPI	S	Opponent	Score		
				32	A	Kentucky	49 88	58	A	Tennessee	77 98	122	H	Morehead St.	61 83		
				37	A	Butler	65 86	71	H	Belmont	58 65	129	A	UT Martin	67 75		
												159	H	Southern Ill.	59 65		
												182	A	Arkansas St.	63 74		
												187	A	Illinois	52 84		
												196	A	Southeast Mo. St.	64 59		
												212	A	SIUE	54 71		
												230	A	Jacksonville St.	64 59		
												270	A	Eastern Ill.	67 75		
												293	H	Tennessee St.	61 65		
												299	H	Alabama A&M	53 59		
												322	H	Eastern Ky.	81 63		
												332	H	Lipscomb	97 61		
												337	H	Evansville	81 53		
LAST 12 Division I GAMES:																	
				71	H	Belmont	58 65	230	A	Jacksonville St.	64 59						
				212	A	SIUE	54 71	293	H	Tennessee St.	61 65						
				270	A	Eastern Ill.	67 75	122	H	Morehead St.	61 83						
				196	A	Southeast Mo. St.	64 59	58	A	Tennessee	77 98						
				129	A	UT Martin	67 75	32	A	Kentucky	49 88						
				322	H	Eastern Ky.	81 63	159	H	Southern Ill.	59 65						

Non-Div I Games: Oakland City 113 55 Bethel (TN) 86 50

Murray St.

Loss, Non-Conf, S Site, H Home A Away N Neutral

Average RPI Win:	304	WON-LOST	WINNING	LAST 10	STRENGTH OF	OPP. STRENGTH	TEAM	ADJ.	CONF.	ADJ CONF.
Average RPI Loss:	146	RECORD	PCT. RANK	GAMES	SCHEDULE	OF SCHEDULE	RPI	RPI	RPI	RPI
DIV. I ONLY	8- 9	195	0- 1	334	228	258	258	32	32	
DIV. I NON-CONF.	2- 9	297	0- 1	277	121	299	299	32	32	
TOTALS	RPI 1-25	RPI 26-50	W-L RECORDS	RPI 51-100	RPI 101-150	RPI 150+				
8- 9	0- 0	0- 0	OVERALL	0- 2	0- 4	8- 3				
2- 3	0- 0	0- 0	HOME	0- 0	0- 3	2- 0				
6- 4	0- 0	0- 0	AWAY	0- 0	0- 1	6- 3				
0- 2	0- 0	0- 0	NEUTRAL	0- 2	0- 0	0- 0				
2- 9	0- 0	0- 0	NON-CONFERENCE	0- 2	0- 4	2- 3				
0- 3	0- 0	0- 0	HOME	0- 0	0- 3	0- 0				
2- 4	0- 0	0- 0	AWAY	0- 0	0- 1	2- 3				
0- 2	0- 0	0- 0	NEUTRAL	0- 2	0- 0	0- 0				
6- 0	0- 0	0- 0	CONFERENCE	0- 0	0- 0	6- 0				
2- 0	0- 0	0- 0	HOME	0- 0	0- 0	2- 0				
4- 0	0- 0	0- 0	AWAY	0- 0	0- 0	4- 0				
0- 0	0- 0	0- 0	NEUTRAL	0- 0	0- 0	0- 0				

RPI 1-25	RPI 26-50	RPI 51-100	RPI 101+	Team's RPI: 258
RPI S Opponent Score	RPI S Opponent Score	RPI S Opponent Score	RPI S Opponent Score	
		70 N Maine 52 58	101 A Virginia 57 67	
		95 N Yale 49 59	122 H Morehead St. 67 72	
			124 H VCU 48 54	
			150 H Akron 36 49	
			183 A UMES 51 49	
			191 A Elon 64 73	
			215 A Navy 49 72	
			248 A ETSU 56 61	
			287 A Fla. Atlantic 67 65	
			300 A South Carolina St. 58 44	
			314 H Coppin St. 66 42	
			321 H Morgan St. 62 29	
			334 A Western Caro. 69 51	
			346 A N.C. Central 52 49	
			347 A Delaware St. 67 47	
LAST 12 Division I GAMES:				
314 H Coppin St. 66 42	95 N Yale 49 59			
321 H Morgan St. 62 29	346 A N.C. Central 52 49			
183 A UMES 51 49	124 H VCU 48 54			
347 A Delaware St. 67 47	191 A Elon 64 73			
300 A South Carolina St. 58 44	248 A ETSU 56 61			
287 A Fla. Atlantic 67 65	334 A Western Caro. 69 51			

Non-Div I Games: Winston-Salem 60 56 Johnson C. Smith 50 53

N.C. A&T

Loss, Non-Conf, S Site, H Home A Away N Neutral

Average RPI Win:	316	WON-LOST	WINNING	LAST 10	STRENGTH OF	OPP. STRENGTH	TEAM	ADJ.	CONF.	ADJ CONF.
Average RPI Loss:	222	RECORD	PCT. RANK	GAMES	SCHEDULE	OF SCHEDULE	RPI	RPI	RPI	RPI
DIV. I ONLY	4- 15	311	1- 0	346	324	346	346	32	32	
DIV. I NON-CONF.	2- 10	311	0- 0	299	282	343	343	32	32	
TOTALS	RPI 1-25	RPI 26-50	W-L RECORDS	RPI 51-100	RPI 101-150	RPI 150+				
4- 15	0- 1	0- 0	OVERALL	0- 0	0- 2	4- 12				
3- 7	0- 0	0- 0	HOME	0- 0	0- 1	3- 6				
1- 7	0- 1	0- 0	AWAY	0- 0	0- 1	1- 5				
0- 1	0- 0	0- 0	NEUTRAL	0- 0	0- 0	0- 1				
2- 10	0- 1	0- 0	NON-CONFERENCE	0- 0	0- 2	2- 7				
2- 4	0- 0	0- 0	HOME	0- 0	0- 1	2- 3				
0- 5	0- 1	0- 0	AWAY	0- 0	0- 1	0- 3				
0- 1	0- 0	0- 0	NEUTRAL	0- 0	0- 0	0- 1				
2- 5	0- 0	0- 0	CONFERENCE	0- 0	0- 0	2- 5				
1- 3	0- 0	0- 0	HOME	0- 0	0- 0	1- 3				
1- 2	0- 0	0- 0	AWAY	0- 0	0- 0	1- 2				
0- 0	0- 0	0- 0	NEUTRAL	0- 0	0- 0	0- 0				

RPI S	Opponent	Score	RPI S	Opponent	Score	RPI S	Opponent	Score	RPI S	Opponent	Score	Team's RPI: 346
11	A Iowa	39 106							130	A High Point	69 80	
									136	H UNCW	82 89	
									163	A Georgia St.	54 65	
									183	A UMES	49 59	
									191	H Elon	54 83	
									195	H Coastal Caro.	66 89	
									218	A Memphis	56 77	
									258	H N.C. A&T	49 52	
									262	H Bethune-Cookman	50 67	
									277	A Winthrop	41 66	
									285	H Wofford	66 59	
									294	N Kennesaw St.	54 78	
									314	H Coppin St.	62 57	
									321	H Morgan St.	62 65	
									323	H UNC Greensboro	66 57	
									340	H USC Upstate	63 82	
									343	A Savannah St.	71 67	
									347	A Delaware St.	61 71	
LAST 12 Division I GAMES:												
321	H Morgan St.	62 65	343	A Savannah St.	71 67							
314	H Coppin St.	62 57	258	H N.C. A&T	49 52							
347	A Delaware St.	61 71	294	N Kennesaw St.	54 78							
183	A UMES	49 59	163	A Georgia St.	54 65							
262	H Bethune-Cookman	50 67	285	H Wofford	66 59							
218	A Memphis	56 77	323	H UNC Greensboro	66 57							

Non-Div I Games: Wilberforce 55 49

N.C. Central

■ Loss,
 ■ Non-Conf, S Site,
 ■ Home
 ■ Away
 N Neutral

N
C
S
t
a
t
eN
C
S
t
a
t
e

NC State

Page 184

Average RPI Win:	305	WON-LOST	WINNING	LAST 10	STRENGTH OF	OPP. STRENGTH	TEAM	ADJ.	CONF.	ADJ CONF.
Average RPI Loss:	183	RECORD	PCT. RANK	GAMES	SCHEDULE	OF SCHEDULE	RPI	RPI	RPI	RPI
DIV. I ONLY	5- 15	295	0- 1	241	333	305	305	24	24	
DIV. I NON-CONF.	3- 10	278	0- 0	285	337	316	316	27	27	
TOTALS	RPI 1-25	RPI 26-50	W-L RECORDS	RPI 51-100	RPI 101-150	RPI 150+				
5- 15	0- 0	0- 0	OVERALL	0- 4	0- 3	5- 8				
3- 7	0- 0	0- 0	HOME	0- 2	0- 2	3- 3				
2- 8	0- 0	0- 0	AWAY	0- 2	0- 1	2- 5				
0- 0	0- 0	0- 0	NEUTRAL	0- 0	0- 0	0- 0				
3- 10	0- 0	0- 0	NON-CONFERENCE	0- 3	0- 1	3- 6				
1- 4	0- 0	0- 0	HOME	0- 1	0- 1	1- 2				
2- 6	0- 0	0- 0	AWAY	0- 2	0- 0	2- 4				
0- 0	0- 0	0- 0	NEUTRAL	0- 0	0- 0	0- 0				
2- 5	0- 0	0- 0	CONFERENCE	0- 1	0- 2	2- 2				
2- 3	0- 0	0- 0	HOME	0- 1	0- 1	2- 1				
0- 2	0- 0	0- 0	AWAY	0- 0	0- 1	0- 1				
0- 0	0- 0	0- 0	NEUTRAL	0- 0	0- 0	0- 0				

RPI 1-25				RPI 26-50				RPI 51-100				RPI 101+				Team's RPI: 305	
RPI	S	Opponent	Score	RPI	S	Opponent	Score	RPI	S	Opponent	Score	RPI	S	Opponent	Score		
								63	A	West Virginia	50	95	110	H	Hartford	53	84
								81	A	Penn	42	85	145	A	North Ala.	60	72
								89	H	Kent St.	40	57	145	H	North Ala.	54	77
								91	H	FGCU	35	67	196	H	Southeast Mo. St.	58	68
													197	A	Rider	46	67
													214	A	Colgate	71	53
													228	A	Stetson	48	74
													230	H	Jacksonville	56	61
													245	A	Howard	57	77
													273	H	Vermont	63	71
													294	H	Kennesaw St.	66	60
													311	A	Saint Peter's	57	70
													332	H	Lipscomb	80	67
													334	H	Western Caro.	79	71
													342	A	Fairleigh Dickinson	43	64
													351	A	LIU Brooklyn	72	51
LAST 12 Division I GAMES:																	
				228	A	Stetson	48	74	91	H	FGCU	35	67				
				230	H	Jacksonville	56	61	145	H	North Ala.	54	77				
				332	H	Lipscomb	80	67	89	H	Kent St.	40	57				
				145	A	North Ala.	60	72	214	A	Colgate	71	53				
				294	H	Kennesaw St.	66	60	351	A	LIU Brooklyn	72	51				
				110	H	Hartford	53	84	273	H	Vermont	63	71				

Non-Div I Games:

NJIT

Average RPI Win:	242	WON-LOST	WINNING	LAST 10	STRENGTH OF	OPP. STRENGTH	TEAM	ADJ.	CONF.	ADJ CONF.
Average RPI Loss:	178	RECORD	PCT. RANK	GAMES	SCHEDULE	OF SCHEDULE	RPI	RPI	RPI	RPI
DIV. I ONLY	7- 11	232	0- 1	173	307	215	215	19	19	
DIV. I NON-CONF.	4- 5	190	0- 0	156	333	201	201	22	22	
TOTALS	RPI 1-25	RPI 26-50	W-L RECORDS	RPI 51-100	RPI 101-150	RPI 150+				
7- 11	0- 0	0- 1	OVERALL	0- 1	0- 3	7- 6				
3- 6	0- 0	0- 1	HOME	0- 1	0- 2	3- 2				
4- 5	0- 0	0- 0	AWAY	0- 0	0- 1	4- 4				
0- 0	0- 0	0- 0	NEUTRAL	0- 0	0- 0	0- 0				
4- 5	0- 0	0- 0	NON-CONFERENCE	0- 1	0- 1	4- 3				
2- 2	0- 0	0- 0	HOME	0- 1	0- 0	2- 1				
2- 3	0- 0	0- 0	AWAY	0- 0	0- 1	2- 2				
0- 0	0- 0	0- 0	NEUTRAL	0- 0	0- 0	0- 0				
3- 6	0- 0	0- 1	CONFERENCE	0- 0	0- 2	3- 3				
1- 4	0- 0	0- 1	HOME	0- 0	0- 2	1- 1				
2- 2	0- 0	0- 0	AWAY	0- 0	0- 0	2- 2				
0- 0	0- 0	0- 0	NEUTRAL	0- 0	0- 0	0- 0				

RPI 1-25				RPI 26-50				RPI 51-100				RPI 101+				Team's RPI: 215	
RPI	S	Opponent	Score	RPI	S	Opponent	Score	RPI	S	Opponent	Score	RPI	S	Opponent	Score		
				49	H	Bucknell	43 77					81	H	Penn	61 65		
												109	H	American	45 58		
												133	H	Lehigh	38 56		
												134	A	Colorado	43 59		
												154	H	Marist	48 72		
												161	H	Boston U.	35 49		
												197	A	Rider	66 60		
												209	H	Holy Cross	54 47		
												214	A	Colgate	62 49		
												238	A	Air Force	54 47		
												250	A	Monmouth	67 68		
												258	H	N.C. A&T	72 49		
												271	A	Norfolk St.	58 65		
												283	H	Saint Joseph's	49 48		
												290	A	Army West Point	52 55		
												298	A	Loyola Maryland	58 46		
												324	A	Lafayette	42 55		
LAST 12 Division I GAMES:																	
324	A	Lafayette	42 55	49	H	Bucknell	43 77										
290	A	Army West Point	52 55	161	H	Boston U.	35 49										
209	H	Holy Cross	54 47	298	A	Loyola Maryland	58 46										
214	A	Colgate	62 49	283	H	Saint Joseph's	49 48										
109	H	American	45 58	250	A	Monmouth	67 68										
133	H	Lehigh	38 56	134	A	Colorado	43 59										

Non-Div I Games: Catholic 81 36

Navy

Nebraska

Through Games Of Feb. 1, 2019

Average RPI Win:	155	WON-LOST	WINNING	LAST 10	STRENGTH OF	OPP. STRENGTH	TEAM	ADJ.	CONF.	ADJ CONF.
Average RPI Loss:	56	RECORD	PCT. RANK	GAMES	SCHEDULE	OF SCHEDULE	RPI	RPI	RPI	RPI
DIV. I ONLY	10- 11	184	1- 0	33	33	87	87	4	4	
DIV. I NON-CONF.	5- 6	177	0- 0	80	34	134	134	6	6	
TOTALS	RPI 1-25	RPI 26-50	W-L RECORDS	RPI 51-100	RPI 101-150	RPI 150+				
10- 11	0- 6	1- 0	OVERALL	3- 3	2- 1	4- 1				
6- 4	0- 3	0- 0	HOME	2- 1	1- 0	3- 0				
3- 7	0- 3	1- 0	AWAY	1- 2	0- 1	1- 1				
1- 0	0- 0	0- 0	NEUTRAL	0- 0	1- 0	0- 0				
5- 6	0- 3	0- 0	NON-CONFERENCE	1- 2	1- 1	3- 0				
4- 1	0- 1	0- 0	HOME	1- 0	0- 0	3- 0				
0- 5	0- 2	0- 0	AWAY	0- 2	0- 1	0- 0				
1- 0	0- 0	0- 0	NEUTRAL	0- 0	1- 0	0- 0				
5- 5	0- 3	1- 0	CONFERENCE	2- 1	1- 0	1- 1				
2- 3	0- 2	0- 0	HOME	1- 1	1- 0	0- 0				
3- 2	0- 1	1- 0	AWAY	1- 0	0- 0	1- 1				
0- 0	0- 0	0- 0	NEUTRAL	0- 0	0- 0	0- 0				

RPI 1-25				RPI 26-50				RPI 51-100				Team's RPI: 87		RPI 101+					
RPI	S	Opponent	Score	RPI	S	Opponent	Score	RPI	S	Opponent	Score		RPI	S	Opponent	Score			
3	A	Louisville	68 85	40	A	Purdue	84 64	59	H	Michigan	70 56		114	A	Washington St.	84 87			
11	A	Iowa	71 77					60	A	Arkansas	80 84		119	N	Radford	77 39			
14	H	Rutgers	56 62					82	H	Northwestern	54 58		132	H	Minnesota	63 57			
18	H	Maryland	63 81					88	H	Kansas	58 52		171	H	Denver	96 71			
19	H	Drake	77 83					93	A	Ohio St.	78 69		174	A	Wisconsin	69 70			
25	A	Miami (FL)	68 82					94	A	Creighton	65 74		187	A	Illinois	77 67			
																316	H	San Jose St.	96 63
																340	H	USC Upstate	87 64

Non-Div I Games:

Nebraska

■ Loss,
■ Non-Conf, S Site,
■ Home
■ Away
N Neutral

Nevada

Through Games Of Feb. 1, 2019

Average RPI Win:	270	WON-LOST	WINNING	LAST 10	STRENGTH OF	OPP. STRENGTH	TEAM	ADJ.	CONF.	ADJ CONF.
Average RPI Loss:	113	RECORD	PCT. RANK	GAMES	SCHEDULE	OF SCHEDULE	RPI	RPI	RPI	RPI
DIV. I ONLY	6- 12	259	0- 1	196	125	256	256	14	14	
DIV. I NON-CONF.	3- 7	256	0- 1	215	79	272	272	13	13	
TOTALS	RPI 1-25	RPI 26-50	W-L RECORDS	RPI 51-100	RPI 101-150	RPI 150+				
6- 12	0- 0	0- 3	OVERALL	0- 2	0- 4	6- 3				
3- 7	0- 0	0- 3	HOME	0- 1	0- 2	3- 1				
3- 3	0- 0	0- 0	AWAY	0- 0	0- 1	3- 2				
0- 2	0- 0	0- 0	NEUTRAL	0- 1	0- 1	0- 0				
3- 7	0- 0	0- 2	NON-CONFERENCE	0- 1	0- 3	3- 1				
2- 4	0- 0	0- 2	HOME	0- 0	0- 1	2- 1				
1- 1	0- 0	0- 0	AWAY	0- 0	0- 1	1- 0				
0- 2	0- 0	0- 0	NEUTRAL	0- 1	0- 1	0- 0				
3- 5	0- 0	0- 1	CONFERENCE	0- 1	0- 1	3- 2				
1- 3	0- 0	0- 1	HOME	0- 1	0- 1	1- 0				
2- 2	0- 0	0- 0	AWAY	0- 0	0- 0	2- 2				
0- 0	0- 0	0- 0	NEUTRAL	0- 0	0- 0	0- 0				

RPI S	Opponent	Score	RPI S	Opponent	Score	RPI S	Opponent	Score	RPI S	Opponent	Score	Team's RPI: 256
27	H Utah	52 74	57	H Boise St.	74 75	108	N Northern Ill.	69 98				
44	H New Mexico	64 66	82	N UC Davis	68 84	131	H Fresno St.	63 79				
50	H Southern California	51 72				134	H Colorado	52 65				
						149	A Santa Clara	48 56				
						156	H Texas Tech	67 86				
						184	A Utah St.	76 79				
						213	A Colorado St.	62 38				
						225	H UNLV	70 62				
						238	A Air Force	74 79				
						261	H Hawaii	79 78				
						266	A Long Beach St.	76 67				
						316	A San Jose St.	52 49				
						341	H Seattle U	67 54				
LAST 12 Division I GAMES:												
213	A Colorado St.	62 38	108	N Northern Ill.	69 98							
238	A Air Force	74 79	225	H UNLV	70 62							
57	H Boise St.	74 75	184	A Utah St.	76 79							
131	H Fresno St.	63 79	261	H Hawaii	79 78							
316	A San Jose St.	52 49	341	H Seattle U	67 54							
44	H New Mexico	64 66	156	H Texas Tech	67 86							

Non-Div I Games: Stanislaus St. 75 52

Nevada

■ Loss,
 ■ Non-Conf,
 ■ S Site,
 ■ Home
 ■ Away
 N Neutral

Average RPI Win:	266	WON-LOST	WINNING	LAST 10	STRENGTH OF	OPP. STRENGTH	TEAM	ADJ.	CONF.	ADJ CONF.
Average RPI Loss:	194	RECORD	PCT. RANK	GAMES	SCHEDULE	OF SCHEDULE	RPI	RPI	RPI	RPI
DIV. I ONLY	3- 17	327	0- 1	242	293	328	328	23	23	
DIV. I NON-CONF.	2- 10	311	0- 0	234	314	329	329	24	24	
TOTALS	RPI 1-25	RPI 26-50	W-L RECORDS	RPI 51-100	RPI 101-150	RPI 150+				
3- 17	0- 0	0- 0	OVERALL	0- 3	0- 2	3- 12				
2- 6	0- 0	0- 0	HOME	0- 1	0- 1	2- 4				
1- 11	0- 0	0- 0	AWAY	0- 2	0- 1	1- 8				
0- 0	0- 0	0- 0	NEUTRAL	0- 0	0- 0	0- 0				
2- 10	0- 0	0- 0	NON-CONFERENCE	0- 2	0- 1	2- 7				
2- 3	0- 0	0- 0	HOME	0- 1	0- 0	2- 2				
0- 7	0- 0	0- 0	AWAY	0- 1	0- 1	0- 5				
0- 0	0- 0	0- 0	NEUTRAL	0- 0	0- 0	0- 0				
1- 7	0- 0	0- 0	CONFERENCE	0- 1	0- 1	1- 5				
0- 3	0- 0	0- 0	HOME	0- 0	0- 1	0- 2				
1- 4	0- 0	0- 0	AWAY	0- 1	0- 0	1- 3				
0- 0	0- 0	0- 0	NEUTRAL	0- 0	0- 0	0- 0				

RPI 1-25				RPI 26-50				RPI 51-100				RPI 101+				Team's RPI: 328	
RPI	S	Opponent	Score	RPI	S	Opponent	Score	RPI	S	Opponent	Score	RPI	S	Opponent	Score		
								70	A	Maine	46 67	110	H	Hartford	48 66		
								72	A	Northeastern	54 69	132	A	Minnesota	47 70		
								86	H	Princeton	42 90	161	A	Boston U.	39 60		
												165	A	South Fla.	36 79		
												166	H	Stony Brook	63 82		
												209	H	Holy Cross	74 62		
												216	H	Binghamton	62 71		
												219	H	Dartmouth	42 62		
												223	A	Brown	70 76		
												233	H	Sacred Heart	60 71		
												259	A	Albany (NY)	41 59		
												273	A	Vermont	60 69		
												292	H	Bryant	79 74		
												297	A	UMass Lowell	56 53		
												303	A	Central Conn. St.	47 56		
												304	A	UMBC	62 64		
												309	A	North Dakota St.	51 56		
LAST 12 Division I GAMES:																	
				110	H	Hartford	48 66	259	A	Albany (NY)	41 59						
				273	A	Vermont	60 69	304	A	UMBC	62 64						
				166	H	Stony Brook	63 82	86	H	Princeton	42 90						
				297	A	UMass Lowell	56 53	219	H	Dartmouth	42 62						
				216	H	Binghamton	62 71	303	A	Central Conn. St.	47 56						
				70	A	Maine	46 67	209	H	Holy Cross	74 62						

Non-Div I Games:	U New England	68	44
------------------	---------------	----	----

New Hampshire

■ Loss, ■ Non-Conf, S Site, H Home A Away N Neutral

Average RPI Win:	181	WON-LOST	WINNING	LAST 10	STRENGTH OF	OPP. STRENGTH	TEAM	ADJ.	CONF.	ADJ CONF.
Average RPI Loss:	139	RECORD	PCT. RANK	GAMES	SCHEDULE	OF SCHEDULE	RPI	RPI	RPI	RPI
DIV. I ONLY	17- 2	11	1- 0	193	111	44	44	14	14	
DIV. I NON-CONF.	10- 1	17	1- 0	112	123	27	27	13	13	
TOTALS	RPI 1-25	RPI 26-50	W-L RECORDS	RPI 51-100	RPI 101-150	RPI 150+				
17- 2	0- 0	1- 0	OVERALL	2- 1	2- 0	12- 1				
11- 1	0- 0	0- 0	HOME	1- 1	2- 0	8- 0				
6- 1	0- 0	1- 0	AWAY	1- 0	0- 0	4- 1				
0- 0	0- 0	0- 0	NEUTRAL	0- 0	0- 0	0- 0				
10- 1	0- 0	0- 0	NON-CONFERENCE	2- 1	2- 0	6- 0				
7- 1	0- 0	0- 0	HOME	1- 1	2- 0	4- 0				
3- 0	0- 0	0- 0	AWAY	1- 0	0- 0	2- 0				
0- 0	0- 0	0- 0	NEUTRAL	0- 0	0- 0	0- 0				
7- 1	0- 0	1- 0	CONFERENCE	0- 0	0- 0	6- 1				
4- 0	0- 0	0- 0	HOME	0- 0	0- 0	4- 0				
3- 1	0- 0	1- 0	AWAY	0- 0	0- 0	2- 1				
0- 0	0- 0	0- 0	NEUTRAL	0- 0	0- 0	0- 0				

RPI S	Opponent	Score	RPI S	Opponent	Score	RPI S	Opponent	Score	RPI S	Opponent	Score
			46	A Wyoming	78 75	53	H Auburn	76 79	110	H Hartford	72 65
						68	H SFA	74 33	138	H Oklahoma	84 80
						92	A Houston	89 84	160	A New Mexico St.	75 50
									160	H New Mexico St.	83 58
									177	H Texas St.	82 51
									184	A Utah St.	68 64
									213	H Colorado St.	70 58
									225	A UNLV	57 66
									225	H UNLV	80 77
									238	H Air Force	78 57
									240	H Sacramento St.	85 53
									244	H San Diego St.	70 62
									252	A Northern Ariz.	84 55
									256	A Nevada	66 64
									275	H UTEP	69 51
LAST 12 Division I GAMES:											
53	H Auburn	76 79	68	H SFA	74 33	110	H Hartford	72 65	225	A UNLV	57 66
184	A Utah St.	68 64	256	A Nevada	66 64	238	H Air Force	78 57	240	H Sacramento St.	85 53
225	H UNLV	80 77									
46	A Wyoming	78 75									
244	H San Diego St.	70 62									
213	H Colorado St.	70 58									

Non-Div I Games:

New Mexico

■ Loss,
 ■ Non-Conf, S Site,
 ■ Home
 ■ Away
 N Neutral

Average RPI Win:	275	WON-LOST	WINNING	LAST 10	STRENGTH OF	OPP. STRENGTH	TEAM	ADJ.	CONF.	ADJ CONF.
Average RPI Loss:	149	RECORD	PCT. RANK	GAMES	SCHEDULE	OF SCHEDULE	RPI	RPI	RPI	RPI
DIV. I ONLY	12- 6	79	1- 0	247	347	160	160	30	30	
DIV. I NON-CONF.	6- 5	143	1- 0	142	341	150	150	30	30	
TOTALS	RPI 1-25	RPI 26-50	W-L RECORDS	RPI 51-100	RPI 101-150	RPI 150+				
12- 6	0- 0	0- 2	OVERALL	0- 0	0- 1	12- 3				
5- 2	0- 0	0- 1	HOME	0- 0	0- 0	5- 1				
6- 3	0- 0	0- 1	AWAY	0- 0	0- 0	6- 2				
1- 1	0- 0	0- 0	NEUTRAL	0- 0	0- 1	1- 0				
6- 5	0- 0	0- 2	NON-CONFERENCE	0- 0	0- 1	6- 2				
1- 2	0- 0	0- 1	HOME	0- 0	0- 0	1- 1				
4- 2	0- 0	0- 1	AWAY	0- 0	0- 0	4- 1				
1- 1	0- 0	0- 0	NEUTRAL	0- 0	0- 1	1- 0				
6- 1	0- 0	0- 0	CONFERENCE	0- 0	0- 0	6- 1				
4- 0	0- 0	0- 0	HOME	0- 0	0- 0	4- 0				
2- 1	0- 0	0- 0	AWAY	0- 0	0- 0	2- 1				
0- 0	0- 0	0- 0	NEUTRAL	0- 0	0- 0	0- 0				

RPI 1-25			RPI 26-50			RPI 51-100			RPI 101+ Team's RPI: 160		
RPI	S	Opponent	Score	RPI	S	Opponent	Score	RPI	S	Opponent	Score
				44	A	New Mexico	58 83	128	N	South Alabama	67 68
				44	H	New Mexico	50 75	162	H	Abilene Christian	46 58
								171	H	Denver	66 64
								175	A	UC Riverside	64 65
								204	A	UMKC	90 86
								251	H	UTRGV	71 63
								268	H	Utah Valley	58 52
								275	A	UTEP	69 65
								279	A	A&M-Corpus Christi	67 65
								281	A	Western Mich.	66 54
								282	H	California Baptist	76 69
								286	A	CSU Bakersfield	61 59
								306	A	UC Santa Barbara	81 73
								339	A	Grand Canyon	51 54
								341	H	Seattle U	75 55
								350	N	Alcorn	82 64
LAST 12 Division I GAMES:											
251	H	UTRGV	71 63	350	N	Alcorn	82 64				
268	H	Utah Valley	58 52	204	A	UMKC	90 86				
341	H	Seattle U	75 55	306	A	UC Santa Barbara	81 73				
286	A	CSU Bakersfield	61 59	175	A	UC Riverside	64 65				
339	A	Grand Canyon	51 54	128	N	South Alabama	67 68				
282	H	California Baptist	76 69	279	A	A&M-Corpus Christi	67 65				

Non-Div I Games: Tex. Permian Basin 70 38 Northern N.M. 101 51

New Mexico St.

Loss, Non-Conf, S Site, H Home A Away N Neutral

Average RPI Win:	289	WON-LOST	WINNING	LAST 10	STRENGTH OF	OPP. STRENGTH	TEAM	ADJ.	CONF.	ADJ CONF.
Average RPI Loss:	183	RECORD	PCT. RANK	GAMES	SCHEDULE	OF SCHEDULE	RPI	RPI	RPI	RPI
DIV. I ONLY	3- 12	314	0- 0	288	242	313	313	27	27	
DIV. I NON-CONF.	1- 5	311	0- 0	123	104	226	226	23	23	
TOTALS	RPI 1-25	RPI 26-50	W-L RECORDS	RPI 51-100	RPI 101-150	RPI 150+				
3- 12	0- 1	0- 1	OVERALL	0- 2	0- 1	3- 7				
1- 4	0- 0	0- 0	HOME	0- 1	0- 0	1- 3				
2- 8	0- 1	0- 1	AWAY	0- 1	0- 1	2- 4				
0- 0	0- 0	0- 0	NEUTRAL	0- 0	0- 0	0- 0				
1- 5	0- 1	0- 1	NON-CONFERENCE	0- 0	0- 1	1- 2				
0- 1	0- 0	0- 0	HOME	0- 0	0- 0	0- 1				
1- 4	0- 1	0- 1	AWAY	0- 0	0- 1	1- 1				
0- 0	0- 0	0- 0	NEUTRAL	0- 0	0- 0	0- 0				
2- 7	0- 0	0- 0	CONFERENCE	0- 2	0- 0	2- 5				
1- 3	0- 0	0- 0	HOME	0- 1	0- 0	1- 2				
1- 4	0- 0	0- 0	AWAY	0- 1	0- 0	1- 3				
0- 0	0- 0	0- 0	NEUTRAL	0- 0	0- 0	0- 0				

RPI 1-25				RPI 26-50				RPI 51-100				RPI 101+ Team's RPI: 313			
RPI	S	Opponent	Score	RPI	S	Opponent	Score	RPI	S	Opponent	Score	RPI	S	Opponent	Score
25	A	Miami (FL)	38 78	48	A	Rice	56 67	66	H	Lamar University	57 79	115	A	Pittsburgh	38 90
								68	A	SFA	38 97	162	H	Abilene Christian	52 59
												167	A	Xavier	45 61
												218	A	Memphis	66 59
												279	A	A&M-Corpus Christi	51 57
												296	H	Central Ark.	60 62
												308	H	La.-Monroe	44 57
												318	A	Incarnate Word	69 81
												319	H	McNeese	88 76
												331	A	Northwestern St.	67 62
												338	A	Houston Baptist	74 83
LAST 12 Division I GAMES:															
296	H	Central Ark.	60 62	331	A	Northwestern St.	67 62								
279	A	A&M-Corpus Christi	51 57	318	A	Incarnate Word	69 81								
68	A	SFA	38 97	162	H	Abilene Christian	52 59								
319	H	McNeese	88 76	167	A	Xavier	45 61								
66	H	Lamar University	57 79	25	A	Miami (FL)	38 78								
338	A	Houston Baptist	74 83	218	A	Memphis	66 59								

Non-Div I Games: Dillard 68 59 Centenary (LA) 104 42 Trinity Baptist 93 38

New Orleans

Loss, Non-Conf, S Site, H Home A Away N Neutral

Niagara

Through Games Of Feb. 1, 2019

Average RPI Win: 297	WON-LOST	WINNING	LAST 10	STRENGTH OF	OPP. STRENGTH	TEAM	ADJ.	CONF.	ADJ CONF.
Average RPI Loss: 128	RECORD	PCT. RANK	GAMES	SCHEDULE	OF SCHEDULE	RPI	RPI	RPI	RPI
DIV. I ONLY	9- 11	199	1- 0	255	186	221	221	26	26
DIV. I NON-CONF.	4- 8	241	1- 0	164	113	244	244	28	28
TOTALS	RPI 1-25	RPI 26-50	W-L RECORDS	RPI 51-100	RPI 101-150	RPI 150+			
9- 11	0- 2	0- 1	OVERALL	0- 3	0- 0	9- 5			
5- 4	0- 0	0- 0	HOME	0- 1	0- 0	5- 3			
3- 6	0- 2	0- 1	AWAY	0- 1	0- 0	3- 2			
1- 1	0- 0	0- 0	NEUTRAL	0- 1	0- 0	1- 0			
4- 8	0- 2	0- 1	NON-CONFERENCE	0- 2	0- 0	4- 3			
3- 2	0- 0	0- 0	HOME	0- 0	0- 0	3- 2			
0- 5	0- 2	0- 1	AWAY	0- 1	0- 0	0- 1			
1- 1	0- 0	0- 0	NEUTRAL	0- 1	0- 0	1- 0			
5- 3	0- 0	0- 0	CONFERENCE	0- 1	0- 0	5- 2			
2- 2	0- 0	0- 0	HOME	0- 1	0- 0	2- 1			
3- 1	0- 0	0- 0	AWAY	0- 0	0- 0	3- 1			
0- 0	0- 0	0- 0	NEUTRAL	0- 0	0- 0	0- 0			

RPI 1-25				RPI 26-50				RPI 51-100				RPI 101+ Team's RPI: 221			
RPI	S	Opponent	Score	RPI	S	Opponent	Score	RPI	S	Opponent	Score	RPI	S	Opponent	Score
9	A	Syracuse	45 94	26	A	Buffalo	61 88	63	A	West Virginia	32 84	154	H	Marist	58 87
12	A	Iowa St.	35 95					65	H	Quinnipiac	55 96	208	H	St. Bonaventure	48 76
								95	N	Yale	64 67	214	H	Colgate	74 69
												216	H	Binghamton	79 72
												245	H	Howard	61 68
												250	A	Monmouth	54 76
												283	A	Saint Joseph's	54 68
												307	H	Fairfield	71 68
												311	A	Saint Peter's	75 66
												314	H	Coppin St.	71 69
												321	N	Morgan St.	67 57
												327	A	Iona	58 46
												330	A	Manhattan	58 54
												330	H	Manhattan	61 51
LAST 12 Division I GAMES:															
250	A	Monmouth	54 76	321	N	Morgan St.	67 57	95	N	Yale	64 67	330	H	Manhattan	61 51
330	A	Manhattan	58 54	214	H	Colgate	74 69	154	H	Marist	58 87	63	A	West Virginia	32 84
307	H	Fairfield	71 68	65	H	Quinnipiac	55 96								
65	H	Quinnipiac	55 96												
327	A	Iona	58 46												
311	A	Saint Peter's	75 66												

Non-Div I Games:

Niagara

■ Loss,
 ■ Non-Conf,
 ■ S Site,
 ■ H Home
 ■ A Away
 N Neutral

Average RPI Win:	298	WON-LOST	WINNING	LAST 10	STRENGTH OF	OPP. STRENGTH	TEAM	ADJ.	CONF.	ADJ CONF.
Average RPI Loss:	114	RECORD	PCT. RANK	GAMES	SCHEDULE	OF SCHEDULE	RPI	RPI	RPI	RPI
DIV. I ONLY	9- 9	164	0- 1	295	200	201	201	27	27	
DIV. I NON-CONF.	4- 6	212	0- 1	202	100	173	173	23	23	
TOTALS	RPI 1-25	RPI 26-50	W-L RECORDS	RPI 51-100	RPI 101-150	RPI 150+				
9- 9	0- 1	0- 0	OVERALL	0- 4	0- 1	9- 3				
5- 1	0- 0	0- 0	HOME	0- 0	0- 0	5- 1				
3- 7	0- 1	0- 0	AWAY	0- 4	0- 1	3- 1				
1- 1	0- 0	0- 0	NEUTRAL	0- 0	0- 0	1- 1				
4- 6	0- 1	0- 0	NON-CONFERENCE	0- 2	0- 1	4- 2				
1- 0	0- 0	0- 0	HOME	0- 0	0- 0	1- 0				
2- 5	0- 1	0- 0	AWAY	0- 2	0- 1	2- 1				
1- 1	0- 0	0- 0	NEUTRAL	0- 0	0- 0	1- 1				
5- 3	0- 0	0- 0	CONFERENCE	0- 2	0- 0	5- 1				
4- 1	0- 0	0- 0	HOME	0- 0	0- 0	4- 1				
1- 2	0- 0	0- 0	AWAY	0- 2	0- 0	1- 0				
0- 0	0- 0	0- 0	NEUTRAL	0- 0	0- 0	0- 0				

RPI 1-25				RPI 26-50				RPI 51-100				RPI 101+ Team's RPI: 201			
RPI	S	Opponent	Score	RPI	S	Opponent	Score	RPI	S	Opponent	Score	RPI	S	Opponent	Score
2	A	Baylor	39 100					53	A	Auburn	59 80	112	A	Tulane	46 71
								55	A	LSU	44 76	172	N	Delaware	56 71
								66	A	Lamar University	65 78	177	A	Texas St.	67 72
								68	A	SFA	62 70	222	N	Texas Southern	58 57
												275	A	UTEP	58 56
												279	H	A&M-Corpus Christi	85 55
												296	A	Central Ark.	64 60
												308	A	La.-Monroe	55 54
												315	H	Mississippi Val.	72 47
												318	H	Incarinate Word	86 62
												319	H	McNeese	68 69
												331	H	Northwestern St.	97 86
												338	H	Houston Baptist	77 54
LAST 12 Division I GAMES:															
66	A	Lamar University	65 78	172	N	Delaware	56 71								
279	H	A&M-Corpus Christi	85 55	177	A	Texas St.	67 72								
296	A	Central Ark.	64 60	318	H	Incarinate Word	86 62								
319	H	McNeese	68 69	331	H	Northwestern St.	97 86								
338	H	Houston Baptist	77 54	55	A	LSU	44 76								
68	A	SFA	62 70	308	A	La.-Monroe	55 54								

Non-Div I Games: Southern-N.O. 86 49 William Carey 86 45

Nicholls St.

Loss, Non-Conf, S Site, H Home A Away N Neutral

Average RPI Win:	301	WON-LOST	WINNING	LAST 10	STRENGTH OF	OPP. STRENGTH	TEAM	ADJ.	CONF.	ADJ CONF.
Average RPI Loss:	167	RECORD	PCT. RANK	GAMES	SCHEDULE	OF SCHEDULE	RPI	RPI	RPI	RPI
DIV. I ONLY	9- 9	164	1- 0	337	315	271	271	32	32	
DIV. I NON-CONF.	3- 8	267	1- 0	272	203	298	298	32	32	
TOTALS	RPI 1-25	RPI 26-50	W-L RECORDS	RPI 51-100	RPI 101-150	RPI 150+				
9- 9	0- 0	0- 0	OVERALL	0- 1	0- 4	9- 4				
5- 3	0- 0	0- 0	HOME	0- 0	0- 1	5- 2				
3- 6	0- 0	0- 0	AWAY	0- 1	0- 3	3- 2				
1- 0	0- 0	0- 0	NEUTRAL	0- 0	0- 0	1- 0				
3- 8	0- 0	0- 0	NON-CONFERENCE	0- 1	0- 4	3- 3				
2- 2	0- 0	0- 0	HOME	0- 0	0- 1	2- 1				
0- 6	0- 0	0- 0	AWAY	0- 1	0- 3	0- 2				
1- 0	0- 0	0- 0	NEUTRAL	0- 0	0- 0	1- 0				
6- 1	0- 0	0- 0	CONFERENCE	0- 0	0- 0	6- 1				
3- 1	0- 0	0- 0	HOME	0- 0	0- 0	3- 1				
3- 0	0- 0	0- 0	AWAY	0- 0	0- 0	3- 0				
0- 0	0- 0	0- 0	NEUTRAL	0- 0	0- 0	0- 0				

RPI 1-25			RPI 26-50			RPI 51-100			RPI 101+			Team's RPI: 271
RPI	S	Opponent	Score	RPI	S	Opponent	Score	RPI	S	Opponent	Score	
						61 A Old Dominion	53 69			103 A Wake Forest	61 63	
										130 A High Point	51 83	
										133 A Lehigh	41 62	
										144 H William & Mary	44 55	
										183 H UMES	43 59	
										205 A Ole Miss	42 60	
										215 H Navy	65 58	
										229 N Liberty	66 53	
										255 H Campbell	49 57	
										262 H Bethune-Cookman	57 50	
										288 A La Salle	52 62	
										300 A South Carolina St.	57 50	
										314 A Coppin St.	68 63	
										343 A Savannah St.	78 42	
										347 H Delaware St.	63 50	
										348 H Longwood	74 42	
										349 H Florida A&M	60 58	
LAST 12 Division I GAMES:												
300	A	South Carolina St.	57 50	229	N	Liberty	66 53					
343	A	Savannah St.	78 42	183	H	UMES	43 59					
262	H	Bethune-Cookman	57 50	103	A	Wake Forest	61 63					
314	A	Coppin St.	68 63	144	H	William & Mary	44 55					
349	H	Florida A&M	60 58	130	A	High Point	51 83					
347	H	Delaware St.	63 50	348	H	Longwood	74 42					

Non-Div I Games: Cheyney 93 40 Saint Augustine's 71 38

Norfolk St.

■ Loss,
 ■ Non-Conf,
 ■ S Site,
 ■ H Home
 ■ A Away
 N Neutral

Average RPI Win:	264	WON-LOST	WINNING	LAST 10	STRENGTH OF	OPP. STRENGTH	TEAM	ADJ.	CONF.	ADJ CONF.
Average RPI Loss:	129	RECORD	PCT. RANK	GAMES	SCHEDULE	OF SCHEDULE	RPI	RPI	RPI	RPI
DIV. I ONLY	11- 2	21	0- 0	345	218	145	145	24	24	
DIV. I NON-CONF.	5- 1	37	0- 0	347	118	161	161	27	27	
TOTALS	RPI 1-25	RPI 26-50	W-L RECORDS	RPI 51-100	RPI 101-150	RPI 150+				
11- 2	0- 0	0- 0	OVERALL	0- 1	0- 0	11- 1				
4- 1	0- 0	0- 0	HOME	0- 1	0- 0	4- 0				
5- 1	0- 0	0- 0	AWAY	0- 0	0- 0	5- 1				
2- 0	0- 0	0- 0	NEUTRAL	0- 0	0- 0	2- 0				
5- 1	0- 0	0- 0	NON-CONFERENCE	0- 0	0- 0	5- 1				
1- 0	0- 0	0- 0	HOME	0- 0	0- 0	1- 0				
2- 1	0- 0	0- 0	AWAY	0- 0	0- 0	2- 1				
2- 0	0- 0	0- 0	NEUTRAL	0- 0	0- 0	2- 0				
6- 1	0- 0	0- 0	CONFERENCE	0- 1	0- 0	6- 0				
3- 1	0- 0	0- 0	HOME	0- 1	0- 0	3- 0				
3- 0	0- 0	0- 0	AWAY	0- 0	0- 0	3- 0				
0- 0	0- 0	0- 0	NEUTRAL	0- 0	0- 0	0- 0				

RPI 1-25			RPI 26-50			RPI 51-100			RPI 101+			Team's RPI: 145
RPI	S	Opponent	Score	RPI	S	Opponent	Score	RPI	S	Opponent	Score	
						91 H FGCU	52 68	167 A Xavier			81 94	
								168 A Vanderbilt			74 71	
								196 N Southeast Mo. St.			80 67	
								228 H Stetson			71 55	
								230 A Jacksonville			62 59	
								243 H Alabama St.			68 42	
								284 A North Florida			70 64	
								294 H Kennesaw St.			80 55	
								305 A NJIT			77 54	
								305 H NJIT			72 60	
								315 A Mississippi Val.			86 72	
								334 N Western Caro.			89 66	
LAST 12 Division I GAMES:												
228 H Stetson			71 55	305 A NJIT			77 54					
230 A Jacksonville			62 59	294 H Kennesaw St.			80 55					
305 H NJIT			72 60	167 A Xavier			81 94					
91 H FGCU			52 68	334 N Western Caro.			89 66					
284 A North Florida			70 64	196 N Southeast Mo. St.			80 67					
315 A Mississippi Val.			86 72	243 H Alabama St.			68 42					

Non-Div I Games: Stillman 99 43 Martin Methodist 79 48 Lane 98 57 Blue Mountain (MS) 70 42 North Ala.

North Carolina

Through Games Of Feb. 1, 2019

Average RPI Win:	121	WON-LOST	WINNING	LAST 10	STRENGTH OF	OPP. STRENGTH	TEAM	ADJ.	CONF.	ADJ CONF.
Average RPI Loss:	49	RECORD	PCT. RANK	GAMES	SCHEDULE	OF SCHEDULE	RPI	RPI	RPI	RPI
DIV. I ONLY	13- 9	120	1- 0	5	32	31	31	1	1	
DIV. I NON-CONF.	9- 5	105	0- 0	43	95	58	58	1	1	
TOTALS	RPI 1-25	RPI 26-50	W-L RECORDS	RPI 51-100	RPI 101-150	RPI 150+				
13- 9	1- 4	3- 1	OVERALL	2- 3	3- 1	4- 0				
8- 2	1- 1	1- 0	HOME	1- 1	3- 0	2- 0				
2- 5	0- 3	0- 0	AWAY	1- 1	0- 1	1- 0				
3- 2	0- 0	2- 1	NEUTRAL	0- 1	0- 0	1- 0				
9- 5	0- 0	2- 1	NON-CONFERENCE	1- 3	2- 1	4- 0				
5- 1	0- 0	0- 0	HOME	1- 1	2- 0	2- 0				
1- 2	0- 0	0- 0	AWAY	0- 1	0- 1	1- 0				
3- 2	0- 0	2- 1	NEUTRAL	0- 1	0- 0	1- 0				
4- 4	1- 4	1- 0	CONFERENCE	1- 0	1- 0	0- 0				
3- 1	1- 1	1- 0	HOME	0- 0	1- 0	0- 0				
1- 3	0- 3	0- 0	AWAY	1- 0	0- 0	0- 0				
0- 0	0- 0	0- 0	NEUTRAL	0- 0	0- 0	0- 0				

RPI S	Opponent	Score	RPI S	Opponent	Score	Team's RPI: 31	RPI S	Opponent	Score	RPI S	Opponent	Score
1	H Notre Dame	78 73	32	N Kentucky	75 85		53	N Auburn	81 86	103	H Wake Forest	84 61
3	A Louisville	66 73	42	H Georgia Tech	91 90		69	A Virginia Tech	81 69	124	H VCU	59 47
9	A Syracuse	77 90	43	N UCLA	83 49		70	H Maine	73 85	134	A Colorado	74 86
21	H Florida St.	63 64	48	N Rice	71 50		89	H Kent St.	73 60	136	H UNCW	82 55
25	A Miami (FL)	68 76					93	A Ohio St.	69 76	165	N South Fla.	71 69
LAST 12 Division I GAMES:												
69	A Virginia Tech	81 69	42	H Georgia Tech	91 90		1	H Notre Dame	78 73	245	H Howard	85 63
25	A Miami (FL)	68 76					53	N Auburn	81 86	323	H UNC Greensboro	83 62
103	H Wake Forest	84 61					48	N Rice	71 50			
9	A Syracuse	77 90					323	H UNC Greensboro	83 62			
21	H Florida St.	63 64										
3	A Louisville	66 73										

Non-Div I Games:

North Carolina

Loss, Non-Conf, S Site, H Home A Away N Neutral

North Dakota

Through Games Of Feb. 1, 2019

Average RPI Win:	264	WON-LOST	WINNING	LAST 10	STRENGTH OF	OPP. STRENGTH	TEAM	ADJ.	CONF.	ADJ CONF.
Average RPI Loss:	144	RECORD	PCT. RANK	GAMES	SCHEDULE	OF SCHEDULE	RPI	RPI	RPI	RPI
DIV. I ONLY	7- 14	259	0- 1	230	143	237	237	18	18	
DIV. I NON-CONF.	4- 8	241	0- 0	188	98	189	189	17	17	
TOTALS	RPI 1-25	RPI 26-50	W-L RECORDS	RPI 51-100	RPI 101-150	RPI 150+				
7- 14	0- 2	0- 2	OVERALL	0- 2	0- 0	7- 8				
2- 4	0- 0	0- 2	HOME	0- 0	0- 0	2- 2				
3- 10	0- 2	0- 0	AWAY	0- 2	0- 0	3- 6				
2- 0	0- 0	0- 0	NEUTRAL	0- 0	0- 0	2- 0				
4- 8	0- 2	0- 0	NON-CONFERENCE	0- 2	0- 0	4- 4				
0- 1	0- 0	0- 0	HOME	0- 0	0- 0	0- 1				
2- 7	0- 2	0- 0	AWAY	0- 2	0- 0	2- 3				
2- 0	0- 0	0- 0	NEUTRAL	0- 0	0- 0	2- 0				
3- 6	0- 0	0- 2	CONFERENCE	0- 0	0- 0	3- 4				
2- 3	0- 0	0- 2	HOME	0- 0	0- 0	2- 1				
1- 3	0- 0	0- 0	AWAY	0- 0	0- 0	1- 3				
0- 0	0- 0	0- 0	NEUTRAL	0- 0	0- 0	0- 0				

RPI 1-25				RPI 26-50				RPI 51-100				RPI 101+ Team's RPI: 237			
RPI	S	Opponent	Score	RPI	S	Opponent	Score	RPI	S	Opponent	Score	RPI	S	Opponent	Score
9	A	Syracuse	49 85	30	H	South Dakota St.	48 66	79	A	UNI	60 64	171	A	Denver	66 87
12	A	Iowa St.	35 87	33	H	South Dakota	50 80	100	A	Penn St.	68 75	178	A	Oral Roberts	75 67
												190	H	Milwaukee	46 64
												192	A	Illinois St.	55 67
												198	A	Massachusetts	59 52
												199	A	Rhode Island	63 77
												228	A	Stetson	63 74
												230	A	Western Ill.	90 111
												230	H	Western Ill.	80 92
												254	N	San Francisco	100 97
												281	N	Western Mich.	62 50
												289	A	Valparaiso	62 56
												309	A	North Dakota St.	57 69
												312	H	Omaha	68 57
												333	H	Purdue Fort Wayne	79 60
LAST 12 Division I GAMES:															
309	A	North Dakota St.	57 69	230	A	Western Ill.	90 111								
30	H	South Dakota St.	48 66	33	H	South Dakota	50 80								
230	H	Western Ill.	80 92	333	H	Purdue Fort Wayne	79 60								
312	H	Omaha	68 57	254	N	San Francisco	100 97								
171	A	Denver	66 87	281	N	Western Mich.	62 50								
178	A	Oral Roberts	75 67	228	A	Stetson	63 74								

Non-Div I Games: Mayville St. 84 50

North Dakota

Loss, Non-Conf, S Site, H Home A Away N Neutral

Average RPI Win:	283	WON-LOST	WINNING	LAST 10	STRENGTH OF	OPP. STRENGTH	TEAM	ADJ.	CONF.	ADJ CONF.
Average RPI Loss:	160	RECORD	PCT. RANK	GAMES	SCHEDULE	OF SCHEDULE	RPI	RPI	RPI	RPI
DIV. I ONLY	5- 14	288	0- 1	287	174	309	309	18	18	
DIV. I NON-CONF.	2- 9	297	0- 0	302	169	332	332	17	17	
TOTALS	RPI 1-25	RPI 26-50	W-L RECORDS	RPI 51-100	RPI 101-150	RPI 150+				
5- 14	0- 0	0- 2	OVERALL	0- 2	0- 1	5- 9				
4- 4	0- 0	0- 1	HOME	0- 1	0- 0	4- 2				
1- 8	0- 0	0- 1	AWAY	0- 1	0- 1	1- 5				
0- 2	0- 0	0- 0	NEUTRAL	0- 0	0- 0	0- 2				
2- 9	0- 0	0- 0	NON-CONFERENCE	0- 2	0- 1	2- 6				
1- 3	0- 0	0- 0	HOME	0- 1	0- 0	1- 2				
1- 4	0- 0	0- 0	AWAY	0- 1	0- 1	1- 2				
0- 2	0- 0	0- 0	NEUTRAL	0- 0	0- 0	0- 2				
3- 5	0- 0	0- 2	CONFERENCE	0- 0	0- 0	3- 3				
3- 1	0- 0	0- 1	HOME	0- 0	0- 0	3- 0				
0- 4	0- 0	0- 1	AWAY	0- 0	0- 0	0- 3				
0- 0	0- 0	0- 0	NEUTRAL	0- 0	0- 0	0- 0				

RPI 1-25				RPI 26-50				RPI 51-100				RPI 101+				Team's RPI: 309	
RPI	S	Opponent	Score	RPI	S	Opponent	Score	RPI	S	Opponent	Score	RPI	S	Opponent	Score		
				30	A	South Dakota St.	33 86	75	A	Pacific	68 75	108	A	Northern Ill.	63 81		
				33	H	South Dakota	41 67	94	H	Creighton	51 86	171	A	Denver	54 81		
												174	A	Wisconsin	53 64		
												178	A	Oral Roberts	72 101		
												186	N	North Texas	78 92		
												190	H	Milwaukee	55 57		
												204	H	UMKC	59 69		
												228	A	Stetson	59 60		
												230	H	Western Ill.	68 60		
												237	H	North Dakota	69 57		
												254	N	San Francisco	42 75		
												289	A	Valparaiso	51 48		
												312	A	Omaha	61 78		
												328	H	New Hampshire	56 51		
												333	H	Purdue Fort Wayne	70 54		
LAST 12 Division I GAMES:																	
				237	H	North Dakota	69 57	178	A	Oral Roberts	72 101						
				171	A	Denver	54 81	30	A	South Dakota St.	33 86						
				230	H	Western Ill.	68 60	228	A	Stetson	59 60						
				312	A	Omaha	61 78	254	N	San Francisco	42 75						
				33	H	South Dakota	41 67	289	A	Valparaiso	51 48						
				333	H	Purdue Fort Wayne	70 54	190	H	Milwaukee	55 57						

Non-Div I Games: Mayville St. 49 43

North Dakota St.

■ Loss,
 ■ Non-Conf,
 ■ S Site,
 ■ H Home
 ■ A Away
 N Neutral

North Florida

Through Games Of Feb. 1, 2019

Average RPI Win:	310	WON-LOST	WINNING	LAST 10	STRENGTH OF	OPP. STRENGTH	TEAM	ADJ.	CONF.	ADJ CONF.
Average RPI Loss:	165	RECORD	PCT. RANK	GAMES	SCHEDULE	OF SCHEDULE	RPI	RPI	RPI	RPI
DIV. I ONLY	6- 11	252	1- 0	279	293	284	284	24	24	
DIV. I NON-CONF.	3- 6	241	0- 0	314	285	324	324	27	27	
TOTALS	RPI 1-25	RPI 26-50	W-L RECORDS	RPI 51-100	RPI 101-150	RPI 150+				
6- 11	0- 1	0- 1	OVERALL	0- 2	0- 1	6- 6				
4- 4	0- 0	0- 0	HOME	0- 1	0- 1	4- 2				
2- 7	0- 1	0- 1	AWAY	0- 1	0- 0	2- 4				
0- 0	0- 0	0- 0	NEUTRAL	0- 0	0- 0	0- 0				
3- 6	0- 1	0- 1	NON-CONFERENCE	0- 0	0- 0	3- 4				
3- 1	0- 0	0- 0	HOME	0- 0	0- 0	3- 1				
0- 5	0- 1	0- 1	AWAY	0- 0	0- 0	0- 3				
0- 0	0- 0	0- 0	NEUTRAL	0- 0	0- 0	0- 0				
3- 5	0- 0	0- 0	CONFERENCE	0- 2	0- 1	3- 2				
1- 3	0- 0	0- 0	HOME	0- 1	0- 1	1- 1				
2- 2	0- 0	0- 0	AWAY	0- 1	0- 0	2- 1				
0- 0	0- 0	0- 0	NEUTRAL	0- 0	0- 0	0- 0				

RPI S	Opponent	Score	RPI S	Opponent	Score	RPI S	Opponent	Score	RPI S	Opponent	Score	Team's RPI: 284
21	A Florida St.	53 74	34	A Indiana	52 75	91	A FGCU	48 80	145	H North Ala.	64 70	
						91	H FGCU	66 105	205	A Ole Miss	69 82	
									213	A Colorado St.	59 61	
									228	H Stetson	71 57	
									229	A Liberty	53 69	
									230	H Jacksonville	72 80	
									262	A Bethune-Cookman	60 76	
									294	A Kennesaw St.	71 60	
									299	H Alabama A&M	62 63	
									320	H FIU	62 53	
									332	A Lipscomb	68 53	
									336	H Charleston So.	82 76	
									349	H Florida A&M	64 53	
LAST 12 Division I GAMES:												
230	H Jacksonville	72 80	294	A Kennesaw St.	71 60							
229	A Liberty	53 69	91	A FGCU	48 80							
228	H Stetson	71 57	205	A Ole Miss	69 82							
91	H FGCU	66 105	299	H Alabama A&M	62 63							
332	A Lipscomb	68 53	262	A Bethune-Cookman	60 76							
145	H North Ala.	64 70	320	H FIU	62 53							

Non-Div I Games: Trinity Baptist 99 40 Warner 67 36

North Florida

Loss, Non-Conf, S Site, H Home A Away N Neutral

North Texas

Through Games Of Feb. 1, 2019

Average RPI Win:	230	WON-LOST	WINNING	LAST 10	STRENGTH OF	OPP. STRENGTH	TEAM	ADJ.	CONF.	ADJ CONF.
Average RPI Loss:	111	RECORD	PCT. RANK	GAMES	SCHEDULE	OF SCHEDULE	RPI	RPI	RPI	RPI
DIV. I ONLY	7- 10	223	0- 1	110	147	186	186	15	15	
DIV. I NON-CONF.	4- 5	190	0- 0	187	147	224	224	18	18	
TOTALS	RPI 1-25	RPI 26-50	W-L RECORDS	RPI 51-100	RPI 101-150	RPI 150+				
7- 10	0- 0	0- 3	OVERALL	1- 3	1- 1	5- 3				
4- 4	0- 0	0- 1	HOME	1- 1	0- 0	3- 2				
2- 5	0- 0	0- 1	AWAY	0- 2	1- 1	1- 1				
1- 1	0- 0	0- 1	NEUTRAL	0- 0	0- 0	1- 0				
4- 5	0- 0	0- 2	NON-CONFERENCE	1- 1	0- 0	3- 2				
3- 2	0- 0	0- 1	HOME	1- 0	0- 0	2- 1				
0- 2	0- 0	0- 0	AWAY	0- 1	0- 0	0- 1				
1- 1	0- 0	0- 1	NEUTRAL	0- 0	0- 0	1- 0				
3- 5	0- 0	0- 1	CONFERENCE	0- 2	1- 1	2- 1				
1- 2	0- 0	0- 0	HOME	0- 1	0- 0	1- 1				
2- 3	0- 0	0- 1	AWAY	0- 1	1- 1	1- 0				
0- 0	0- 0	0- 0	NEUTRAL	0- 0	0- 0	0- 0				

RPI 1-25				RPI 26-50				RPI 51-100				RPI 101+				Team's RPI: 186	
RPI	S	Opponent	Score	RPI	S	Opponent	Score	RPI	S	Opponent	Score	RPI	S	Opponent	Score		
				28	H	Texas	54 64	52	A	Kansas St.	42 60	147	A	UAB	60 70		
				46	N	Wyoming	49 53	61	H	Old Dominion	71 72	148	A	Louisiana Tech	65 54		
				48	A	Rice	52 64	73	A	Middle Tenn.	46 61	181	A	Southern Miss.	62 48		
								76	H	Missouri St.	83 76	184	H	Utah St.	41 57		
												200	A	SMU	66 73		
												267	H	UTSA	54 57		
												275	H	UTEP	70 51		
												286	H	CSU Bakersfield	71 59		
												309	N	North Dakota St.	92 78		
												338	H	Houston Baptist	100 75		
LAST 12 Division I GAMES:																	
				147	A	UAB	60 70	61	H	Old Dominion	71 72						
				48	A	Rice	52 64	73	A	Middle Tenn.	46 61						
				267	H	UTSA	54 57	286	H	CSU Bakersfield	71 59						
				275	H	UTEP	70 51	184	H	Utah St.	41 57						
				181	A	Southern Miss.	62 48	338	H	Houston Baptist	100 75						
				148	A	Louisiana Tech	65 54	76	H	Missouri St.	83 76						

Non-Div I Games: Mid-Amer. Christian82 35 Xavier (LA) 59 46 Okla. Panhandle 93 52

North Texas

Loss, Non-Conf, S Site, H Home A Away N Neutral

Northeastern

Through Games Of Feb. 1, 2019

Average RPI Win:	190	WON-LOST	WINNING	LAST 10	STRENGTH OF	OPP. STRENGTH	TEAM	ADJ.	CONF.	ADJ CONF.
Average RPI Loss:	131	RECORD	PCT. RANK	GAMES	SCHEDULE	OF SCHEDULE	RPI	RPI	RPI	RPI
DIV. I ONLY	14- 5	55	1- 0	162	157	72	72	10	10	
DIV. I NON-CONF.	10- 1	17	0- 0	181	197	34	34	11	11	
TOTALS	RPI 1-25	RPI 26-50	W-L RECORDS	RPI 51-100	RPI 101-150	RPI 150+				
14- 5	0- 0	0- 1	OVERALL	2- 0	3- 2	9- 2				
9- 1	0- 0	0- 0	HOME	1- 0	2- 1	6- 0				
5- 4	0- 0	0- 1	AWAY	1- 0	1- 1	3- 2				
0- 0	0- 0	0- 0	NEUTRAL	0- 0	0- 0	0- 0				
10- 1	0- 0	0- 0	NON-CONFERENCE	2- 0	2- 0	6- 1				
6- 0	0- 0	0- 0	HOME	1- 0	1- 0	4- 0				
4- 1	0- 0	0- 0	AWAY	1- 0	1- 0	2- 1				
0- 0	0- 0	0- 0	NEUTRAL	0- 0	0- 0	0- 0				
4- 4	0- 0	0- 1	CONFERENCE	0- 0	1- 2	3- 1				
3- 1	0- 0	0- 0	HOME	0- 0	1- 1	2- 0				
1- 3	0- 0	0- 1	AWAY	0- 0	0- 1	1- 1				
0- 0	0- 0	0- 0	NEUTRAL	0- 0	0- 0	0- 0				

RPI 1-25				RPI 26-50				RPI 51-100				Team's RPI: 72	RPI 101+			
RPI	S	Opponent	Score	RPI	S	Opponent	Score	RPI	S	Opponent	Score		RPI	S	Opponent	Score
				45	A	James Madison	49 84	70	H	Maine	63 55		102	H	Drexel	59 61
								90	A	Providence	65 59		111	A	Dayton	84 79
													121	A	Towson	83 88
													142	H	Fordham	58 54
													144	H	William & Mary	88 74
													154	A	Marist	84 90
													161	H	Boston U.	81 51
													172	H	Delaware	75 62
													191	H	Elon	79 71
													198	H	Massachusetts	53 52
													211	A	Florida	79 66
													234	A	Hofstra	61 78
													238	H	Air Force	54 41
													295	A	Col. of Charleston	87 56
													307	A	Fairfield	59 50
													328	H	New Hampshire	69 54
LAST 12 Division I GAMES:																
				172	H	Delaware	75 62					295	A	Col. of Charleston	87 56	
				102	H	Drexel	59 61					234	A	Hofstra	61 78	
				45	A	James Madison	49 84					70	H	Maine	63 55	
				121	A	Towson	83 88					154	A	Marist	84 90	
				144	H	William & Mary	88 74					90	A	Providence	65 59	
				191	H	Elon	79 71					307	A	Fairfield	59 50	

Non-Div I Games:

Northeastern

■ Loss,
 ■ Non-Conf, S Site,
 ■ Home
 ■ Away
 N Neutral

Northern Ariz.

Through Games Of Feb. 1, 2019

Average RPI Win:	235	WON-LOST	WINNING	LAST 10	STRENGTH OF	OPP. STRENGTH	TEAM	ADJ.	CONF.	ADJ CONF.
Average RPI Loss:	145	RECORD	PCT. RANK	GAMES	SCHEDULE	OF SCHEDULE	RPI	RPI	RPI	RPI
DIV. I ONLY	6- 13	266	0- 1	215	139	252	252	16	16	
DIV. I NON-CONF.	4- 5	190	0- 1	232	85	196	196	12	12	
TOTALS	RPI 1-25	RPI 26-50	W-L RECORDS	RPI 51-100	RPI 101-150	RPI 150+				
6- 13	0- 0	0- 1	OVERALL	0- 2	2- 6	4- 4				
3- 4	0- 0	0- 1	HOME	0- 1	1- 1	2- 1				
3- 8	0- 0	0- 0	AWAY	0- 1	1- 5	2- 2				
0- 1	0- 0	0- 0	NEUTRAL	0- 0	0- 0	0- 1				
4- 5	0- 0	0- 1	NON-CONFERENCE	0- 1	2- 1	2- 2				
2- 1	0- 0	0- 1	HOME	0- 0	1- 0	1- 0				
2- 3	0- 0	0- 0	AWAY	0- 1	1- 1	1- 1				
0- 1	0- 0	0- 0	NEUTRAL	0- 0	0- 0	0- 1				
2- 8	0- 0	0- 0	CONFERENCE	0- 1	0- 5	2- 2				
1- 3	0- 0	0- 0	HOME	0- 1	0- 1	1- 1				
1- 5	0- 0	0- 0	AWAY	0- 0	0- 4	1- 1				
0- 0	0- 0	0- 0	NEUTRAL	0- 0	0- 0	0- 0				

RPI S	Opponent	Score	RPI S	Opponent	Score	RPI S	Opponent	Score	RPI S	Opponent	Score	Team's RPI: 252
44	H New Mexico	55 84	67	A Arizona	47 71	104	A Loyola Marymount	63 62				
			96	H Idaho St.	69 80	105	H Idaho	69 86				
						117	A Northern Colo.	53 63				
						125	A Washington	59 81				
						131	H Fresno St.	86 73				
						137	A Montana	62 78				
						140	A Montana St.	70 80				
						143	A Portland St.	55 72				
						200	N SMU	48 55				
						213	A Colorado St.	54 65				
						240	A Sacramento St.	61 65				
						253	A Southern Utah	78 69				
						253	H Southern Utah	76 82				
						282	H California Baptist	91 88				
						301	H Weber St.	74 64				
						341	A Seattle U	65 58				
LAST 12 Division I GAMES:												
253	A Southern Utah	78 69	200	N SMU	48 55							
117	A Northern Colo.	53 63	105	H Idaho	69 86							
143	A Portland St.	55 72	301	H Weber St.	74 64							
240	A Sacramento St.	61 65	140	A Montana St.	70 80							
253	H Southern Utah	76 82	137	A Montana	62 78							
96	H Idaho St.	69 80	67	A Arizona	47 71							

Non-Div I Games:

Northern Ariz.

■ Loss,
■ Non-Conf, S Site,
■ Home
■ Away
N Neutral

Average RPI Win:	184	WON-LOST	WINNING	LAST 10	STRENGTH OF	OPP. STRENGTH	TEAM	ADJ.	CONF.	ADJ CONF.
Average RPI Loss:	150	RECORD	PCT. RANK	GAMES	SCHEDULE	OF SCHEDULE	RPI	RPI	RPI	RPI
DIV. I ONLY	13- 6	76	1- 0	228	92	117	117	16	16	
DIV. I NON-CONF.	5- 4	139	0- 0	228	20	111	111	12	12	
TOTALS	RPI 1-25	RPI 26-50	W-L RECORDS	RPI 51-100	RPI 101-150	RPI 150+				
13- 6	0- 0	0- 1	OVERALL	1- 1	4- 2	8- 2				
7- 2	0- 0	0- 0	HOME	1- 0	2- 1	4- 1				
6- 4	0- 0	0- 1	AWAY	0- 1	2- 1	4- 1				
0- 0	0- 0	0- 0	NEUTRAL	0- 0	0- 0	0- 0				
5- 4	0- 0	0- 1	NON-CONFERENCE	0- 1	1- 1	4- 1				
3- 0	0- 0	0- 0	HOME	0- 0	1- 0	2- 0				
2- 4	0- 0	0- 1	AWAY	0- 1	0- 1	2- 1				
0- 0	0- 0	0- 0	NEUTRAL	0- 0	0- 0	0- 0				
8- 2	0- 0	0- 0	CONFERENCE	1- 0	3- 1	4- 1				
4- 2	0- 0	0- 0	HOME	1- 0	1- 1	2- 1				
4- 0	0- 0	0- 0	AWAY	0- 0	2- 0	2- 0				
0- 0	0- 0	0- 0	NEUTRAL	0- 0	0- 0	0- 0				

RPI S	Opponent	Score	RPI S	Opponent	Score	RPI S	Opponent	Score	RPI S	Opponent	Score	Team's RPI: 117
29	A BYU	50 70	55	A LSU	57 62	105	A Idaho	86 72	126	H Chattanooga	68 65	
			96	H Idaho St.	60 56	134	A Colorado	69 77	137	A Montana	73 62	
						140	H Montana St.	66 79	143	H Portland St.	79 63	
						171	H Denver	74 66	200	H SMU	58 57	
						203	A Eastern Wash.	67 62	213	A Colorado St.	53 47	
						238	A Air Force	57 69	240	H Sacramento St.	82 69	
						252	H Northern Ariz.	63 53	253	A Southern Utah	71 44	
						254	A San Francisco	68 63	301	H Weber St.	54 55	
LAST 12 Division I GAMES:												
96	H Idaho St.	60 56	252	H Northern Ariz.	63 53							
301	H Weber St.	54 55	253	A Southern Utah	71 44							
140	H Montana St.	66 79	143	H Portland St.	79 63							
137	A Montana	73 62	240	H Sacramento St.	82 69							
203	A Eastern Wash.	67 62	29	A BYU	50 70							
105	A Idaho	86 72	126	H Chattanooga	68 65							

Non-Div I Games:

Northern Colo.

Average RPI Win:	203	WON-LOST	WINNING	LAST 10	STRENGTH OF	OPP. STRENGTH	TEAM	ADJ.	CONF.	ADJ CONF.
Average RPI Loss:	67	RECORD	PCT. RANK	GAMES	SCHEDULE	OF SCHEDULE	RPI	RPI	RPI	RPI
DIV. I ONLY	11- 8	124	1- 0	88	108	108	108	8	8	
DIV. I NON-CONF.	8- 4	91	1- 0	217	144	107	107	8	8	
TOTALS	RPI 1-25	RPI 26-50	W-L RECORDS	RPI 51-100	RPI 101-150	RPI 150+				
11- 8	0- 2	0- 2	OVERALL	3- 2	1- 1	7- 1				
8- 2	0- 1	0- 0	HOME	3- 1	1- 0	4- 0				
1- 6	0- 1	0- 2	AWAY	0- 1	0- 1	1- 1				
2- 0	0- 0	0- 0	NEUTRAL	0- 0	0- 0	2- 0				
8- 4	0- 1	0- 1	NON-CONFERENCE	2- 0	0- 1	6- 1				
6- 0	0- 0	0- 0	HOME	2- 0	0- 0	4- 0				
0- 4	0- 1	0- 1	AWAY	0- 0	0- 1	0- 1				
2- 0	0- 0	0- 0	NEUTRAL	0- 0	0- 0	2- 0				
3- 4	0- 1	0- 1	CONFERENCE	1- 2	1- 0	1- 0				
2- 2	0- 1	0- 0	HOME	1- 1	1- 0	0- 0				
1- 2	0- 0	0- 1	AWAY	0- 1	0- 0	1- 0				
0- 0	0- 0	0- 0	NEUTRAL	0- 0	0- 0	0- 0				

RPI 1-25				RPI 26-50				RPI 51-100				RPI 101+ Team's RPI: 108			
RPI	S	Opponent	Score	RPI	S	Opponent	Score	RPI	S	Opponent	Score	RPI	S	Opponent	Score
12	A	Iowa St.	60 70	26	A	Buffalo	64 93	54	H	Ohio	53 69	137	A	Montana	70 86
24	H	Central Mich.	66 89	34	A	Indiana	73 91	56	H	Miami (OH)	82 71	150	H	Akron	70 59
								79	H	UNI	70 59	159	A	Southern Ill.	73 82
								89	A	Kent St.	78 87	217	A	Bowling Green	66 52
								95	H	Yale	89 80	223	H	Brown	109 102
												230	N	Western Ill.	86 61
												256	N	Nevada	98 69
												270	H	Eastern Ill.	78 59
												309	H	North Dakota St.	81 63
												345	H	Chicago St.	114 52
LAST 12 Division I GAMES:															
12	A	Iowa St.	60 70	256	N	Nevada	98 69								
26	A	Buffalo	64 93	79	H	UNI	70 59								
54	H	Ohio	53 69	89	A	Kent St.	78 87								
150	H	Akron	70 59	56	H	Miami (OH)	82 71								
217	A	Bowling Green	66 52	223	H	Brown	109 102								
24	H	Central Mich.	66 89	345	H	Chicago St.	114 52								

Non-Div I Games:

Northern Ill.

■ Loss,
 ■ Non-Conf, S Site,
 ■ Home
 ■ Away
 N Neutral

Average RPI Win:	257	WON-LOST	WINNING	LAST 10	STRENGTH OF	OPP. STRENGTH	TEAM	ADJ.	CONF.	ADJ CONF.
Average RPI Loss:	143	RECORD	PCT. RANK	GAMES	SCHEDULE	OF SCHEDULE	RPI	RPI	RPI	RPI
DIV. I ONLY	5- 14	288	1- 0	175	194	280	280	21	21	
DIV. I NON-CONF.	0- 9	336	0- 0	102	163	309	309	19	19	
TOTALS	RPI 1-25	RPI 26-50	W-L RECORDS	RPI 51-100	RPI 101-150	RPI 150+				
5- 14	0- 1	0- 0	OVERALL	0- 5	1- 3	4- 5				
4- 4	0- 0	0- 0	HOME	0- 3	1- 0	3- 1				
1- 7	0- 1	0- 0	AWAY	0- 2	0- 2	1- 2				
0- 3	0- 0	0- 0	NEUTRAL	0- 0	0- 1	0- 2				
0- 9	0- 1	0- 0	NON-CONFERENCE	0- 3	0- 1	0- 4				
0- 2	0- 0	0- 0	HOME	0- 1	0- 0	0- 1				
0- 4	0- 1	0- 0	AWAY	0- 2	0- 0	0- 1				
0- 3	0- 0	0- 0	NEUTRAL	0- 0	0- 1	0- 2				
5- 5	0- 0	0- 0	CONFERENCE	0- 2	1- 2	4- 1				
4- 2	0- 0	0- 0	HOME	0- 2	1- 0	3- 0				
1- 3	0- 0	0- 0	AWAY	0- 0	0- 2	1- 1				
0- 0	0- 0	0- 0	NEUTRAL	0- 0	0- 0	0- 0				

RPI 1-25				RPI 26-50				RPI 51-100				RPI 101+ Team's RPI: 280			
RPI	S	Opponent	Score	RPI	S	Opponent	Score	RPI	S	Opponent	Score	RPI	S	Opponent	Score
3	A	Louisville	59 92					71	H	Belmont	53 71	120	A	Youngstown St.	66 77
								74	H	Green Bay	61 81	134	A	IUPUI	48 70
								89	A	Kent St.	61 62	134	H	IUPUI	60 57
								90	A	Providence	43 48	150	N	Akron	60 77
								99	H	Wright St.	55 61	151	N	Pepperdine	46 51
												190	H	Milwaukee	55 54
												192	H	Illinois St.	53 58
												269	A	Cleveland St.	47 76
												278	A	Austin Peay	48 52
												288	N	La Salle	56 74
												302	H	Oakland	72 50
												326	A	UIC	67 49
												335	H	Detroit Mercy	68 56
LAST 12 Division I GAMES:															
335	H	Detroit Mercy	68 56	134	H	IUPUI	60 57								
120	A	Youngstown St.	66 77	302	H	Oakland	72 50								
269	A	Cleveland St.	47 76	134	A	IUPUI	48 70								
99	H	Wright St.	55 61	326	A	UIC	67 49								
74	H	Green Bay	61 81	151	N	Pepperdine	46 51								
190	H	Milwaukee	55 54	90	A	Providence	43 48								

Non-Div I Games: Alderson Broadus 73 32

Northern Ky.

■ Loss,
■ Non-Conf,
■ S Site,
■ H Home
■ A Away
N Neutral

Northwestern

Through Games Of Feb. 1, 2019

Average RPI Win:	161	WON-LOST	WINNING	LAST 10	STRENGTH OF	OPP. STRENGTH	TEAM	ADJ.	CONF.	ADJ CONF.
Average RPI Loss:	62	RECORD	PCT. RANK	GAMES	SCHEDULE	OF SCHEDULE	RPI	RPI	RPI	RPI
DIV. I ONLY	13- 8	109	0- 1	83	40	82	82	4	4	
DIV. I NON-CONF.	7- 4	109	0- 1	193	37	135	135	6	6	
TOTALS	RPI 1-25	RPI 26-50	W-L RECORDS	RPI 51-100	RPI 101-150	RPI 150+				
13- 8	1- 2	1- 2	OVERALL	3- 2	1- 2	7- 0				
7- 4	1- 1	0- 1	HOME	1- 0	1- 2	4- 0				
5- 3	0- 1	1- 1	AWAY	2- 1	0- 0	2- 0				
1- 1	0- 0	0- 0	NEUTRAL	0- 1	0- 0	1- 0				
7- 4	0- 1	0- 1	NON-CONFERENCE	2- 1	1- 1	4- 0				
4- 2	0- 1	0- 0	HOME	1- 0	1- 1	2- 0				
2- 1	0- 0	0- 1	AWAY	1- 0	0- 0	1- 0				
1- 1	0- 0	0- 0	NEUTRAL	0- 1	0- 0	1- 0				
6- 4	1- 1	1- 1	CONFERENCE	1- 1	0- 1	3- 0				
3- 2	1- 0	0- 1	HOME	0- 0	0- 1	2- 0				
3- 2	0- 1	1- 0	AWAY	1- 1	0- 0	1- 0				
0- 0	0- 0	0- 0	NEUTRAL	0- 0	0- 0	0- 0				

RPI 1-25				RPI 26-50				RPI 51-100 Team's RPI: 82				RPI 101+			
RPI	S	Opponent	Score	RPI	S	Opponent	Score	RPI	S	Opponent	Score	RPI	S	Opponent	Score
10	H	Marquette	57 76	34	A	Indiana	75 69	59	A	Michigan	78 79	115	H	Pittsburgh	49 52
14	A	Rutgers	41 45	36	A	DePaul	60 76	64	H	Duke	84 58	129	H	UT Martin	90 64
22	H	Michigan St.	70 62	40	H	Purdue	54 57	74	A	Green Bay	57 55	132	H	Minnesota	54 61
								87	A	Nebraska	58 54	174	H	Wisconsin	72 46
								88	N	Kansas	57 66	187	A	Illinois	64 56
												187	H	Illinois	68 45
												211	A	Florida	83 74
												247	N	Wichita St.	65 43
												326	H	UIC	87 44
												345	H	Chicago St.	97 35
LAST 12 Division I GAMES:															
187	A	Illinois	64 56	88	N	Kansas	57 66	132	H	Minnesota	54 61				
87	A	Nebraska	58 54	22	H	Michigan St.	70 62	187	H	Illinois	68 45				
174	H	Wisconsin	72 46	14	A	Rutgers	41 45	247	N	Wichita St.	65 43				
34	A	Indiana	75 69												
40	H	Purdue	54 57												
59	A	Michigan	78 79												

Non-Div I Games:

Northwestern

■ Loss,
 ■ Non-Conf, S Site,
 ■ Home
 ■ Away
 N Neutral

Average RPI Win:	311	WON-LOST	WINNING	LAST 10	STRENGTH OF	OPP. STRENGTH	TEAM	ADJ.	CONF.	ADJ CONF.
Average RPI Loss:	171	RECORD	PCT. RANK	GAMES	SCHEDULE	OF SCHEDULE	RPI	RPI	RPI	RPI
DIV. I ONLY	3- 12	314	0- 0	275	260	331	331	27	27	
DIV. I NON-CONF.	1- 6	318	0- 0	274	109	330	330	23	23	
TOTALS	RPI 1-25	RPI 26-50	W-L RECORDS	RPI 51-100	RPI 101-150	RPI 150+				
3- 12	0- 0	0- 1	OVERALL	0- 2	0- 2	3- 7				
3- 3	0- 0	0- 0	HOME	0- 0	0- 0	3- 3				
0- 9	0- 0	0- 1	AWAY	0- 2	0- 2	0- 4				
0- 0	0- 0	0- 0	NEUTRAL	0- 0	0- 0	0- 0				
1- 6	0- 0	0- 1	NON-CONFERENCE	0- 1	0- 2	1- 2				
1- 1	0- 0	0- 0	HOME	0- 0	0- 0	1- 1				
0- 5	0- 0	0- 1	AWAY	0- 1	0- 2	0- 1				
0- 0	0- 0	0- 0	NEUTRAL	0- 0	0- 0	0- 0				
2- 6	0- 0	0- 0	CONFERENCE	0- 1	0- 0	2- 5				
2- 2	0- 0	0- 0	HOME	0- 0	0- 0	2- 2				
0- 4	0- 0	0- 0	AWAY	0- 1	0- 0	0- 3				
0- 0	0- 0	0- 0	NEUTRAL	0- 0	0- 0	0- 0				

RPI 1-25				RPI 26-50				RPI 51-100				RPI 101+				Team's RPI: 331	
RPI	S	Opponent	Score	RPI	S	Opponent	Score	RPI	S	Opponent	Score	RPI	S	Opponent	Score		
				28	A	Texas	66 104	60	A	Arkansas	53 98	107	A	Alabama	73 87		
								68	A	SFA	56 84	138	A	Oklahoma	56 93		
												162	H	Abilene Christian	63 72		
												181	A	Southern Miss.	54 69		
												201	A	Nicholls St.	86 97		
												207	A	Sam Houston St.	55 66		
												264	H	Southeastern La.	58 47		
												279	A	A&M-Corpus Christi	55 79		
												308	H	La.-Monroe	55 63		
												313	H	New Orleans	62 67		
												319	H	McNeese	82 63		
												350	H	Alcorn	78 65		
LAST 12 Division I GAMES:																	
				207	A	Sam Houston St.	55 66					313	H	New Orleans	62 67		
				162	H	Abilene Christian	63 72					264	H	Southeastern La.	58 47		
				68	A	SFA	56 84					28	A	Texas	66 104		
				279	A	A&M-Corpus Christi	55 79					107	A	Alabama	73 87		
				319	H	McNeese	82 63					308	H	La.-Monroe	55 63		
				201	A	Nicholls St.	86 97					181	A	Southern Miss.	54 69		

Non-Div I Games: Loyola (LA) 71 66 Central Baptist 82 56 LeTourneau 100 40 Centenary (LA) 94 51 Northwestern St.

Notre Dame

Through Games Of Feb. 1, 2019

Average RPI Win:	67	WON-LOST	WINNING	LAST 10	STRENGTH OF	OPP. STRENGTH	TEAM	ADJ.	CONF.	ADJ CONF.
Average RPI Loss:	19	RECORD	PCT. RANK	GAMES	SCHEDULE	OF SCHEDULE	RPI	RPI	RPI	RPI
DIV. I ONLY	20- 2	6	1- 0	1	3	1	1	1	1	1
DIV. I NON-CONF.	13- 1	9	1- 0	1	11	1	1	1	1	1
TOTALS	RPI 1-25	RPI 26-50	W-L RECORDS	RPI 51-100	RPI 101-150	RPI 150+				
20- 2	5- 1	4- 1	OVERALL	6- 0	4- 0	1- 0				
10- 1	2- 1	0- 0	HOME	3- 0	4- 0	1- 0				
7- 1	1- 0	3- 1	AWAY	3- 0	0- 0	0- 0				
3- 0	2- 0	1- 0	NEUTRAL	0- 0	0- 0	0- 0				
13- 1	4- 1	2- 0	NON-CONFERENCE	4- 0	2- 0	1- 0				
6- 1	1- 1	0- 0	HOME	2- 0	2- 0	1- 0				
4- 0	1- 0	1- 0	AWAY	2- 0	0- 0	0- 0				
3- 0	2- 0	1- 0	NEUTRAL	0- 0	0- 0	0- 0				
7- 1	1- 0	2- 1	CONFERENCE	2- 0	2- 0	0- 0				
4- 0	1- 0	0- 0	HOME	1- 0	2- 0	0- 0				
3- 1	0- 0	2- 1	AWAY	1- 0	0- 0	0- 0				
0- 0	0- 0	0- 0	NEUTRAL	0- 0	0- 0	0- 0				

RPI	S	Opponent	Score	RPI	S	Opponent	Score	RPI	S	Opponent	Score	RPI	S	Opponent	Score
3	H	Louisville	82 68	31	A	North Carolina	73 78	58	A	Tennessee	77 62	103	H	Wake Forest	78 48
7	H	UConn	71 89	36	A	DePaul	101 77	62	H	Harvard	103 58	115	H	Pittsburgh	100 44
10	A	Marquette	87 63	38	N	Oregon St.	91 81	69	A	Virginia Tech	80 51	116	H	Western Ky.	94 53
11	H	Iowa	105 71	41	A	Clemson	101 63	80	A	Toledo	72 56	133	H	Lehigh	95 68
13	N	Gonzaga	81 65	42	A	Georgia Tech	76 55	81	H	Penn	75 55	216	H	Binghamton	103 53
19	N	Drake	82 64					85	H	Boston College	92 63				
LAST 12 Division I GAMES:															
41	A	Clemson	101 63	38	N	Oregon St.	91 81								
31	A	North Carolina	73 78	19	N	Drake	82 64								
58	A	Tennessee	77 62	3	H	Louisville	82 68								
85	H	Boston College	92 63	42	A	Georgia Tech	76 55								
69	A	Virginia Tech	80 51	115	H	Pittsburgh	100 44								
103	H	Wake Forest	78 48	133	H	Lehigh	95 68								

Non-Div I Games:

Notre Dame

Loss, Non-Conf, S Site, H Home A Away N Neutral

Average RPI Win:	306	WON-LOST	WINNING	LAST 10	STRENGTH OF	OPP. STRENGTH	TEAM	ADJ.	CONF.	ADJ CONF.
Average RPI Loss:	138	RECORD	PCT. RANK	GAMES	SCHEDULE	OF SCHEDULE	RPI	RPI	RPI	RPI
DIV. I ONLY	2- 17	335	0- 1	123	183	302	302	21	21	
DIV. I NON-CONF.	1- 8	322	0- 0	31	97	246	246	19	19	
TOTALS	RPI 1-25	RPI 26-50	W-L RECORDS	RPI 51-100	RPI 101-150	RPI 150+				
2- 17	0- 2	0- 1	OVERALL	0- 4	0- 4	2- 6				
2- 7	0- 1	0- 1	HOME	0- 2	0- 1	2- 2				
0- 9	0- 1	0- 0	AWAY	0- 2	0- 2	0- 4				
0- 1	0- 0	0- 0	NEUTRAL	0- 0	0- 1	0- 0				
1- 8	0- 2	0- 1	NON-CONFERENCE	0- 2	0- 1	1- 2				
1- 3	0- 1	0- 1	HOME	0- 1	0- 0	1- 0				
0- 4	0- 1	0- 0	AWAY	0- 1	0- 0	0- 2				
0- 1	0- 0	0- 0	NEUTRAL	0- 0	0- 1	0- 0				
1- 9	0- 0	0- 0	CONFERENCE	0- 2	0- 3	1- 4				
1- 4	0- 0	0- 0	HOME	0- 1	0- 1	1- 2				
0- 5	0- 0	0- 0	AWAY	0- 1	0- 2	0- 2				
0- 0	0- 0	0- 0	NEUTRAL	0- 0	0- 0	0- 0				

RPI 1-25				RPI 26-50				RPI 51-100				RPI 101+ Team's RPI: 302			
RPI	S	Opponent	Score	RPI	S	Opponent	Score	RPI	S	Opponent	Score	RPI	S	Opponent	Score
22	H	Michigan St.	58 102	34	H	Indiana	32 59	59	H	Michigan	59 85	120	A	Youngstown St.	61 76
24	A	Central Mich.	61 104					74	H	Green Bay	53 77	120	H	Youngstown St.	55 69
								89	A	Kent St.	65 75	134	A	IUPUI	53 82
								99	A	Wright St.	58 69	150	N	Akron	65 85
												169	A	Bradley	64 73
												190	H	Milwaukee	52 79
												192	A	Illinois St.	56 62
												269	H	Cleveland St.	62 64
												276	H	Canisius	71 60
												280	A	Northern Ky.	50 72
												326	A	UIC	65 69
												335	H	Detroit Mercy	74 67
LAST 12 Division I GAMES:															
99	A	Wright St.	58 69	120	A	Youngstown St.	61 76								
74	H	Green Bay	53 77	280	A	Northern Ky.	50 72								
190	H	Milwaukee	52 79	120	H	Youngstown St.	55 69								
134	A	IUPUI	53 82	269	H	Cleveland St.	62 64								
326	A	UIC	65 69	59	H	Michigan	59 85								
335	H	Detroit Mercy	74 67	22	H	Michigan St.	58 102								

Non-Div I Games: Grace Bible (MI) 94 48 Rochester College 64 46

Oakland

Loss, Non-Conf, S Site, H Home A Away N Neutral

Average RPI Win:	169	WON-LOST	WINNING	LAST 10	STRENGTH OF	OPP. STRENGTH	TEAM	ADJ.	CONF.	ADJ CONF.
Average RPI Loss:	81	RECORD	PCT. RANK	GAMES	SCHEDULE	OF SCHEDULE	RPI	RPI	RPI	RPI
DIV. I ONLY	17- 3	16	0- 2	176	80	54	54	8	8	
DIV. I NON-CONF.	11- 0	1	0- 0	280	119	41	41	8	8	
TOTALS	RPI 1-25	RPI 26-50	W-L RECORDS	RPI 51-100	RPI 101-150	RPI 150+				
17- 3	0- 1	2- 0	OVERALL	2- 1	4- 0	9- 1				
8- 3	0- 1	1- 0	HOME	1- 1	1- 0	5- 1				
7- 0	0- 0	1- 0	AWAY	0- 0	3- 0	3- 0				
2- 0	0- 0	0- 0	NEUTRAL	1- 0	0- 0	1- 0				
11- 0	0- 0	1- 0	NON-CONFERENCE	1- 0	3- 0	6- 0				
6- 0	0- 0	1- 0	HOME	0- 0	1- 0	4- 0				
3- 0	0- 0	0- 0	AWAY	0- 0	2- 0	1- 0				
2- 0	0- 0	0- 0	NEUTRAL	1- 0	0- 0	1- 0				
6- 3	0- 1	1- 0	CONFERENCE	1- 1	1- 0	3- 1				
2- 3	0- 1	0- 0	HOME	1- 1	0- 0	1- 1				
4- 0	0- 0	1- 0	AWAY	0- 0	1- 0	2- 0				
0- 0	0- 0	0- 0	NEUTRAL	0- 0	0- 0	0- 0				

RPI 1-25				RPI 26-50				RPI 51-100				Team's RPI: 54	RPI 101+			
RPI	S	Opponent	Score	RPI	S	Opponent	Score	RPI	S	Opponent	Score		RPI	S	Opponent	Score
24	H	Central Mich.	70 88	26	A	Buffalo	74 71	56	H	Miami (OH)	61 67		108	A	Northern Ill.	69 53
				40	H	Purdue	80 73	66	N	Lamar University	87 62		109	A	American	77 67
								89	H	Kent St.	83 81		134	A	IUPUI	73 66
													136	H	UNCW	95 72
													164	A	Ball St.	90 75
													164	H	Ball St.	61 67
													185	H	Eastern Mich.	85 44
													208	N	St. Bonaventure	70 53
													216	H	Binghamton	86 49
													217	A	Bowling Green	82 79
													269	H	Cleveland St.	72 54
													274	A	Richmond	109 58
													314	H	Coppin St.	87 62
													322	H	Eastern Ky.	100 60
LAST 12 Division I GAMES:																
217	A	Bowling Green	82 79	164	H	Ball St.	61 67									
108	A	Northern Ill.	69 53	56	H	Miami (OH)	61 67									
185	H	Eastern Mich.	85 44	26	A	Buffalo	74 71									
89	H	Kent St.	83 81	109	A	American	77 67									
164	A	Ball St.	90 75	274	A	Richmond	109 58									
24	H	Central Mich.	70 88	134	A	IUPUI	73 66									

Non-Div I Games:

Ohio

■ Loss,
 ■ Non-Conf, S Site,
 ■ Home
 ■ Away
 N Neutral

Average RPI Win:	126	WON-LOST	WINNING	LAST 10	STRENGTH OF	OPP. STRENGTH	TEAM	ADJ.	CONF.	ADJ CONF.
Average RPI Loss:	63	RECORD	PCT. RANK	GAMES	SCHEDULE	OF SCHEDULE	RPI	RPI	RPI	RPI
DIV. I ONLY	9- 10	189	1- 0	29	13	93	93	4	4	
DIV. I NON-CONF.	4- 5	190	0- 0	111	10	182	182	6	6	
TOTALS	RPI 1-25	RPI 26-50	W-L RECORDS	RPI 51-100	RPI 101-150	RPI 150+				
9- 10	1- 3	2- 2	OVERALL	2- 3	1- 1	3- 1				
7- 3	1- 1	2- 0	HOME	1- 1	0- 0	3- 1				
2- 5	0- 2	0- 1	AWAY	1- 1	1- 1	0- 0				
0- 2	0- 0	0- 1	NEUTRAL	0- 1	0- 0	0- 0				
4- 5	0- 1	1- 1	NON-CONFERENCE	1- 1	0- 1	2- 1				
4- 1	0- 0	1- 0	HOME	1- 0	0- 0	2- 1				
0- 2	0- 1	0- 0	AWAY	0- 0	0- 1	0- 0				
0- 2	0- 0	0- 1	NEUTRAL	0- 1	0- 0	0- 0				
5- 5	1- 2	1- 1	CONFERENCE	1- 2	1- 0	1- 0				
3- 2	1- 1	1- 0	HOME	0- 1	0- 0	1- 0				
2- 3	0- 1	0- 1	AWAY	1- 1	1- 0	0- 0				
0- 0	0- 0	0- 0	NEUTRAL	0- 0	0- 0	0- 0				

RPI 1-25				RPI 26-50				RPI 51-100 Team's RPI: 93				RPI 101+			
RPI	S	Opponent	Score	RPI	S	Opponent	Score	RPI	S	Opponent	Score	RPI	S	Opponent	Score
7	A	UConn	53 85	31	H	North Carolina	76 69	59	A	Michigan	58 62	125	A	Washington	59 69
18	A	Maryland	69 75	34	H	Indiana	55 50	69	N	Virginia Tech	73 81	132	A	Minnesota	65 55
18	H	Maryland	57 70	37	N	Butler	53 66	78	H	Cincinnati	69 56	165	H	South Fla.	47 71
22	H	Michigan St.	65 55	40	A	Purdue	42 60	87	H	Nebraska	69 78	187	H	Illinois	78 70
								100	A	Penn St.	76 71	211	H	Florida	46 41
												335	H	Detroit Mercy	55 41
LAST 12 Division I GAMES:															
18	H	Maryland	57 70	187	H	Illinois	78 70								
59	A	Michigan	58 62	132	A	Minnesota	65 55								
100	A	Penn St.	76 71	87	H	Nebraska	69 78								
22	H	Michigan St.	65 55	40	A	Purdue	42 60								
34	H	Indiana	55 50	69	N	Virginia Tech	73 81								
18	A	Maryland	69 75	37	N	Butler	53 66								

Non-Div I Games:

Ohio St.

■ Loss,
 ■ Non-Conf, S Site,
 ■ Home
 ■ Away
 N Neutral

Oklahoma

Through Games Of Feb. 1, 2019

Average RPI Win:	220	WON-LOST	WINNING	LAST 10	STRENGTH OF	OPP. STRENGTH	TEAM	ADJ.	CONF.	ADJ CONF.
Average RPI Loss:	56	RECORD	PCT. RANK	GAMES	SCHEDULE	OF SCHEDULE	RPI	RPI	RPI	RPI
DIV. I ONLY	5- 14	288	0- 1	7	59	138	138	3	3	
DIV. I NON-CONF.	4- 7	228	0- 1	32	120	156	156	3	3	
TOTALS	RPI 1-25	RPI 26-50	W-L RECORDS	RPI 51-100	RPI 101-150	RPI 150+				
5- 14	0- 3	0- 4	OVERALL	0- 5	1- 1	4- 1				
4- 4	0- 2	0- 1	HOME	0- 1	1- 0	3- 0				
1- 8	0- 1	0- 2	AWAY	0- 4	0- 0	1- 1				
0- 2	0- 0	0- 1	NEUTRAL	0- 0	0- 1	0- 0				
4- 7	0- 1	0- 3	NON-CONFERENCE	0- 1	1- 1	3- 1				
3- 2	0- 1	0- 1	HOME	0- 0	1- 0	2- 0				
1- 3	0- 0	0- 1	AWAY	0- 1	0- 0	1- 1				
0- 2	0- 0	0- 1	NEUTRAL	0- 0	0- 1	0- 0				
1- 7	0- 2	0- 1	CONFERENCE	0- 4	0- 0	1- 0				
1- 2	0- 1	0- 0	HOME	0- 1	0- 0	1- 0				
0- 5	0- 1	0- 1	AWAY	0- 3	0- 0	0- 0				
0- 0	0- 0	0- 0	NEUTRAL	0- 0	0- 0	0- 0				

RPI 1-25				RPI 26-50				RPI 51-100				RPI 101+ Team's RPI: 138			
RPI	S	Opponent	Score	RPI	S	Opponent	Score	RPI	S	Opponent	Score	RPI	S	Opponent	Score
2	H	Baylor	53 74	28	A	Texas	63 73	51	A	TCU	71 86	116	H	Western Ky.	90 83
7	H	UConn	63 72	36	H	DePaul	76 87	52	A	Kansas St.	56 86	147	N	UAB	84 89
12	A	Iowa St.	78 104	41	N	Clemson	62 74	53	A	Auburn	79 95	156	H	Texas Tech	66 61
				44	A	New Mexico	80 84	63	H	West Virginia	55 66	165	A	South Fla.	70 87
								88	A	Kansas	79 88	200	A	SMU	77 61
												296	H	Central Ark.	65 52
												331	H	Northwestern St.	93 56
LAST 12 Division I GAMES:															
2	H	Baylor	53 74	41	N	Clemson	62 74	51	A	TCU	71 86	88	A	Kansas	79 88
12	A	Iowa St.	78 104	156	H	Texas Tech	66 61	200	A	SMU	77 61	7	H	UConn	63 72
63	H	West Virginia	55 66	28	A	Texas	63 73	36	H	DePaul	76 87				
52	A	Kansas St.	56 86												

Non-Div I Games:

Oklahoma

■ Loss,
 ■ Non-Conf, S Site,
 ■ Home
 ■ Away
 N Neutral

Average RPI Win:	185	WON-LOST	WINNING	LAST 10	STRENGTH OF	OPP. STRENGTH	TEAM	ADJ.	CONF.	ADJ CONF.
Average RPI Loss:	37	RECORD	PCT. RANK	GAMES	SCHEDULE	OF SCHEDULE	RPI	RPI	RPI	RPI
DIV. I ONLY	12- 7	103	0- 1	72	63	84	84	3	3	
DIV. I NON-CONF.	9- 2	43	0- 0	266	155	109	109	3	3	
TOTALS	RPI 1-25	RPI 26-50	W-L RECORDS	RPI 51-100	RPI 101-150	RPI 150+				
12- 7	0- 2	0- 2	OVERALL	2- 3	0- 0	10- 0				
10- 3	0- 2	0- 0	HOME	1- 1	0- 0	9- 0				
2- 4	0- 0	0- 2	AWAY	1- 2	0- 0	1- 0				
0- 0	0- 0	0- 0	NEUTRAL	0- 0	0- 0	0- 0				
9- 2	0- 0	0- 1	NON-CONFERENCE	0- 1	0- 0	9- 0				
8- 1	0- 0	0- 0	HOME	0- 1	0- 0	8- 0				
1- 1	0- 0	0- 1	AWAY	0- 0	0- 0	1- 0				
0- 0	0- 0	0- 0	NEUTRAL	0- 0	0- 0	0- 0				
3- 5	0- 2	0- 1	CONFERENCE	2- 2	0- 0	1- 0				
2- 2	0- 2	0- 0	HOME	1- 0	0- 0	1- 0				
1- 3	0- 0	0- 1	AWAY	1- 2	0- 0	0- 0				
0- 0	0- 0	0- 0	NEUTRAL	0- 0	0- 0	0- 0				

RPI S	Opponent	Score	RPI S	Opponent	Score	RPI S	Opponent	Score	RPI S	Opponent	Score
2	H Baylor	58 66	28	A Texas	51 60	51	H TCU	75 71	156	H Texas Tech	65 57
12	H Iowa St.	71 84	43	A UCLA	59 71	52	A Kansas St.	48 59	175	H UC Riverside	76 51
						58	H Tennessee	63 76	176	H Grambling	86 40
						63	A West Virginia	58 67	177	H Texas St.	66 55
						88	A Kansas	72 62	178	H Oral Roberts	89 69
									182	H Arkansas St.	62 60
									206	H Prairie View	70 50
									247	A Wichita St.	60 47
									249	H Samford	82 62
									338	H Houston Baptist	77 44
LAST 12 Division I GAMES:											
52	A Kansas St.	48 59	2	H Baylor	58 66						
88	A Kansas	72 62	12	H Iowa St.	71 84						
156	H Texas Tech	65 57	176	H Grambling	86 40						
63	A West Virginia	58 67	178	H Oral Roberts	89 69						
51	H TCU	75 71	43	A UCLA	59 71						
28	A Texas	51 60	338	H Houston Baptist	77 44						

Non-Div I Games:

Oklahoma St.

■ Loss,
 ■ Non-Conf, S Site,
 ■ Home
 ■ Away
 N Neutral

OLD DOMINION				THROUGH GAMES OF FEB. 17, 1919						
Average RPI Win:	208	WON-LOST	WINNING	LAST 10	STRENGTH OF	OPP. STRENGTH	TEAM	ADJ.	CONF.	ADJ CONF.
Average RPI Loss:	102	RECORD	PCT. RANK	GAMES	SCHEDULE	OF SCHEDULE	RPI	RPI	RPI	RPI
DIV. I ONLY	16- 5	42	0- 1	152	149	61	61	15	15	
DIV. I NON-CONF.	9- 3	61	0- 1	30	207	28	28	18	18	
TOTALS	RPI 1-25	RPI 26-50	W-L RECORDS	RPI 51-100	RPI 101-150	RPI 150+				
16- 5	0- 1	0- 1	OVERALL	1- 0	5- 2	10- 1				
8- 1	0- 0	0- 0	HOME	0- 0	2- 1	6- 0				
6- 3	0- 1	0- 0	AWAY	1- 0	2- 1	3- 1				
2- 1	0- 0	0- 1	NEUTRAL	0- 0	1- 0	1- 0				
9- 3	0- 1	0- 1	NON-CONFERENCE	1- 0	4- 1	4- 0				
4- 1	0- 0	0- 0	HOME	0- 0	2- 1	2- 0				
3- 1	0- 1	0- 0	AWAY	1- 0	1- 0	1- 0				
2- 1	0- 0	0- 1	NEUTRAL	0- 0	1- 0	1- 0				
7- 2	0- 0	0- 0	CONFERENCE	0- 0	1- 1	6- 1				
4- 0	0- 0	0- 0	HOME	0- 0	0- 0	4- 0				
3- 2	0- 0	0- 0	AWAY	0- 0	1- 1	2- 1				
0- 0	0- 0	0- 0	NEUTRAL	0- 0	0- 0	0- 0				

RPI 1-25					
RPI	S	Opponent	Score		
6	A	NC State	56	85	
RPI 26-50					
RPI	S	Opponent	Score		
47	N	Saint Mary's (CA)	65	83	
RPI 51-100 Team's RPI: 61					
RPI	S	Opponent	Score		
78	A	Cincinnati	76	72	
RPI 101+					
RPI	S	Opponent	Score		
101	H	Virginia	67	73	
112	A	Tulane	56	48	
116	A	Western Ky.	60	75	
124	H	VCU	60	57	
141	N	Tennessee Tech	80	73	
144	H	William & Mary	83	69	
148	A	Louisiana Tech	70	59	
181	A	Southern Miss.	53	50	
186	A	North Texas	72	71	
230	N	Jacksonville	78	76	
240	A	Marshall	48	57	
255	A	Campbell	83	59	
267	H	UTSA	72	47	
271	H	Norfolk St.	69	53	
275	H	UTEP	78	59	
287	H	Fla. Atlantic	87	53	
314	H	Coppin St.	81	51	
320	H	FIU	95	68	
LAST 12 Division I GAMES:					
267	H	UTSA	72	47	
275	H	UTEP	78	59	
181	A	Southern Miss.	53	50	
148	A	Louisiana Tech	70	59	
320	H	FIU	95	68	
287	H	Fla. Atlantic	87	53	
47	N	Saint Mary's (CA)	65	83	
186	A	North Texas	72	71	
116	A	Western Ky.	60	75	
240	A	Marshall	48	57	
314	H	Coppin St.	81	51	
112	A	Tulane	56	48	

Non-Div I Games:

Old Dominion

Loss, Non-Conf, S Site, H Home A Away N Neutral

Average RPI Win:	233	WON-LOST	WINNING	LAST 10	STRENGTH OF	OPP. STRENGTH	TEAM	ADJ.	CONF.	ADJ CONF.
Average RPI Loss:	87	RECORD	PCT. RANK	GAMES	SCHEDULE	OF SCHEDULE	RPI	RPI	RPI	RPI
DIV. I ONLY	8- 14	250	0- 1	81	99	205	205	5	5	
DIV. I NON-CONF.	6- 8	199	0- 0	151	227	254	254	5	5	
TOTALS	RPI 1-25	RPI 26-50	W-L RECORDS	RPI 51-100	RPI 101-150	RPI 150+				
8- 14	0- 2	1- 2	OVERALL	0- 5	0- 3	7- 2				
7- 7	0- 0	0- 0	HOME	0- 5	0- 1	7- 1				
1- 4	0- 1	1- 1	AWAY	0- 0	0- 1	0- 1				
0- 3	0- 1	0- 1	NEUTRAL	0- 0	0- 1	0- 0				
6- 8	0- 1	0- 1	NON-CONFERENCE	0- 2	0- 3	6- 1				
6- 4	0- 0	0- 0	HOME	0- 2	0- 1	6- 1				
0- 1	0- 0	0- 0	AWAY	0- 0	0- 1	0- 0				
0- 3	0- 1	0- 1	NEUTRAL	0- 0	0- 1	0- 0				
2- 6	0- 1	1- 1	CONFERENCE	0- 3	0- 0	1- 1				
1- 3	0- 0	0- 0	HOME	0- 3	0- 0	1- 0				
1- 3	0- 1	1- 1	AWAY	0- 0	0- 0	0- 1				
0- 0	0- 0	0- 0	NEUTRAL	0- 0	0- 0	0- 0				

RPI 1-25				RPI 26-50				RPI 51-100				RPI 101+ Team's RPI: 205			
RPI	S	Opponent	Score	RPI	S	Opponent	Score	RPI	S	Opponent	Score	RPI	S	Opponent	Score
7	N	UConn	50 90	32	A	Kentucky	55 49	51	H	TCU	50 55	127	N	St. John's (NY)	59 64
8	A	Mississippi St.	49 80	35	A	Missouri	55 78	53	H	Auburn	51 64	134	H	IUPUI	58 66
				40	N	Purdue	59 70	55	H	LSU	41 55	148	A	Louisiana Tech	71 80
								60	H	Arkansas	55 85	168	A	Vanderbilt	68 80
								97	H	Troy	54 71	202	H	Temple	62 55
												211	H	Florida	76 66
												230	H	Jacksonville St.	49 60
												236	H	Louisiana	79 57
												271	H	Norfolk St.	60 42
												281	H	Western Mich.	69 66
												284	H	North Florida	82 69
												343	H	Savannah St.	74 51
LAST 12 Division I GAMES:															
168	A	Vanderbilt	68 80	53	H	Auburn	51 64								
211	H	Florida	76 66	8	A	Mississippi St.	49 80								
32	A	Kentucky	55 49	284	H	North Florida	82 69								
55	H	LSU	41 55	97	H	Troy	54 71								
60	H	Arkansas	55 85	148	A	Louisiana Tech	71 80								
35	A	Missouri	55 78	236	H	Louisiana	79 57								

Non-Div I Games:

Ole Miss

■ Loss,
 ■ Non-Conf,
 ■ S Site,
 ■ H Home
 ■ A Away
 N Neutral

Average RPI Win: 324	WON-LOST	WINNING	LAST 10	STRENGTH OF	OPP. STRENGTH	TEAM	ADJ.	CONF.	ADJ CONF.
Average RPI Loss: 153	RECORD	PCT. RANK	GAMES	SCHEDULE	OF SCHEDULE	RPI	RPI	RPI	RPI
DIV. I ONLY	5- 14	288	1- 0	282	254	312	312	18	18
DIV. I NON-CONF.	4- 7	228	1- 0	295	309	287	287	17	17

TOTALS	RPI 1-25	RPI 26-50	W-L RECORDS	RPI 51-100	RPI 101-150	RPI 150+			
5- 14	0- 0	0- 2	OVERALL	0- 3	0- 2	5- 7			
3- 5	0- 0	0- 1	HOME	0- 0	0- 1	3- 3			
1- 8	0- 0	0- 1	AWAY	0- 3	0- 1	1- 3			
1- 1	0- 0	0- 0	NEUTRAL	0- 0	0- 0	1- 1			
4- 7	0- 0	0- 0	NON-CONFERENCE	0- 3	0- 2	4- 2			
2- 2	0- 0	0- 0	HOME	0- 0	0- 1	2- 1			
1- 4	0- 0	0- 0	AWAY	0- 3	0- 1	1- 0			
1- 1	0- 0	0- 0	NEUTRAL	0- 0	0- 0	1- 1			
1- 7	0- 0	0- 2	CONFERENCE	0- 0	0- 0	1- 5			
1- 3	0- 0	0- 1	HOME	0- 0	0- 0	1- 2			
0- 4	0- 0	0- 1	AWAY	0- 0	0- 0	0- 3			
0- 0	0- 0	0- 0	NEUTRAL	0- 0	0- 0	0- 0			

RPI 1-25				RPI 26-50				RPI 51-100				RPI 101+ Team's RPI: 312			
RPI	S	Opponent	Score	RPI	S	Opponent	Score	RPI	S	Opponent	Score	RPI	S	Opponent	Score
				30	A	South Dakota St.	47 81	52	A	Kansas St.	46 61	140	A	Montana St.	56 59
				33	H	South Dakota	49 80	79	A	UNI	50 79	146	H	CSUN	52 64
								94	A	Creighton	51 66	169	H	Bradley	60 80
												171	H	Denver	68 95
												178	H	Oral Roberts	56 71
												230	A	Western Ill.	70 78
												237	A	North Dakota	57 68
												255	N	Campbell	52 65
												286	H	CSU Bakersfield	53 46
												309	H	North Dakota St.	78 61
												333	A	Purdue Fort Wayne	48 56
												335	A	Detroit Mercy	51 42
												340	H	USC Upstate	96 69
												349	N	Florida A&M	57 50
LAST 12 Division I GAMES:															
333	A	Purdue Fort Wayne	48 56	349	N	Florida A&M	57 50	30	A	South Dakota St.	47 81	171	H	Denver	68 95
33	H	South Dakota	49 80	79	A	UNI	50 79	140	A	Montana St.	56 59	169	H	Bradley	60 80
230	A	Western Ill.	70 78												
237	A	North Dakota	57 68												
309	H	North Dakota St.	78 61												
178	H	Oral Roberts	56 71												

Non-Div I Games: Peru St. 91 44 Graceland (IA) 81 39

Omaha

■ Loss,
 ■ Non-Conf, S Site,
 ■ Home
 ■ Away
 N Neutral

Oral Roberts

Through Games Of Feb. 1, 2019

Average RPI Win:	270	WON-LOST	WINNING	LAST 10	STRENGTH OF	OPP. STRENGTH	TEAM	ADJ.	CONF.	ADJ CONF.
Average RPI Loss:	98	RECORD	PCT. RANK	GAMES	SCHEDULE	OF SCHEDULE	RPI	RPI	RPI	RPI
DIV. I ONLY	10- 10	164	1- 0	203	178	178	178	18	18	
DIV. I NON-CONF.	5- 6	177	0- 0	118	131	145	145	17	17	
TOTALS	RPI 1-25	RPI 26-50	W-L RECORDS	RPI 51-100	RPI 101-150	RPI 150+				
10- 10	0- 1	0- 2	OVERALL	0- 3	0- 1	10- 3				
5- 4	0- 0	0- 1	HOME	0- 0	0- 1	5- 2				
5- 6	0- 1	0- 1	AWAY	0- 3	0- 0	5- 1				
0- 0	0- 0	0- 0	NEUTRAL	0- 0	0- 0	0- 0				
5- 6	0- 1	0- 0	NON-CONFERENCE	0- 3	0- 1	5- 1				
2- 2	0- 0	0- 0	HOME	0- 0	0- 1	2- 1				
3- 4	0- 1	0- 0	AWAY	0- 3	0- 0	3- 0				
0- 0	0- 0	0- 0	NEUTRAL	0- 0	0- 0	0- 0				
5- 4	0- 0	0- 2	CONFERENCE	0- 0	0- 0	5- 2				
3- 2	0- 0	0- 1	HOME	0- 0	0- 0	3- 1				
2- 2	0- 0	0- 1	AWAY	0- 0	0- 0	2- 1				
0- 0	0- 0	0- 0	NEUTRAL	0- 0	0- 0	0- 0				

RPI 1-25				RPI 26-50				RPI 51-100				RPI 101+ Team's RPI: 178			
RPI	S	Opponent	Score	RPI	S	Opponent	Score	RPI	S	Opponent	Score	RPI	S	Opponent	Score
11	A	Iowa	77 90	30	A	South Dakota St.	55 68	60	A	Arkansas	61 74	113	H	UT Arlington	62 80
				33	H	South Dakota	72 76	84	A	Oklahoma St.	69 89	152	H	Tulsa	68 76
								88	A	Kansas	58 70	171	A	Denver	76 93
												177	A	Texas St.	81 64
												204	H	UMKC	75 64
												207	A	Sam Houston St.	73 62
												230	H	Western Ill.	68 64
												237	H	North Dakota	67 75
												253	H	Southern Utah	64 59
												309	H	North Dakota St.	101 72
												312	A	Omaha	71 56
												333	A	Purdue Fort Wayne	72 61
												333	H	Purdue Fort Wayne	66 56
												338	A	Houston Baptist	74 56
LAST 12 Division I GAMES:															
171	A	Denver	76 93	333	H	Purdue Fort Wayne	66 56								
33	H	South Dakota	72 76	309	H	North Dakota St.	101 72								
30	A	South Dakota St.	55 68	312	A	Omaha	71 56								
333	A	Purdue Fort Wayne	72 61	84	A	Oklahoma St.	69 89								
230	H	Western Ill.	68 64	338	A	Houston Baptist	74 56								
237	H	North Dakota	67 75	207	A	Sam Houston St.	73 62								

Non-Div I Games: Harris-Stowe 74 46 Cent. Christian (KS94 47

Oral Roberts

Loss, Non-Conf, S Site, H Home A Away N Neutral

Oregon

Through Games Of Feb. 1, 2019

Average RPI Win:	96	WON-LOST	WINNING	LAST 10	STRENGTH OF	OPP. STRENGTH	TEAM	ADJ.	CONF.	ADJ CONF.
Average RPI Loss:	22	RECORD	PCT. RANK	GAMES	SCHEDULE	OF SCHEDULE	RPI	RPI	RPI	RPI
DIV. I ONLY	19- 1	4	1- 0	18	6	4	4	2	2	
DIV. I NON-CONF.	10- 1	17	0- 0	12	50	4	4	2	2	
TOTALS	RPI 1-25	RPI 26-50	W-L RECORDS	RPI 51-100	RPI 101-150	RPI 150+				
19- 1	3- 1	6- 0	OVERALL	1- 0	4- 0	5- 0				
11- 0	3- 0	2- 0	HOME	1- 0	2- 0	3- 0				
7- 1	0- 1	4- 0	AWAY	0- 0	2- 0	1- 0				
1- 0	0- 0	0- 0	NEUTRAL	0- 0	0- 0	1- 0				
10- 1	2- 1	3- 0	NON-CONFERENCE	0- 0	0- 0	5- 0				
6- 0	2- 0	1- 0	HOME	0- 0	0- 0	3- 0				
3- 1	0- 1	2- 0	AWAY	0- 0	0- 0	1- 0				
1- 0	0- 0	0- 0	NEUTRAL	0- 0	0- 0	1- 0				
9- 0	1- 0	3- 0	CONFERENCE	1- 0	4- 0	0- 0				
5- 0	1- 0	1- 0	HOME	1- 0	2- 0	0- 0				
4- 0	0- 0	2- 0	AWAY	0- 0	2- 0	0- 0				
0- 0	0- 0	0- 0	NEUTRAL	0- 0	0- 0	0- 0				

RPI	S	Opponent	Score	RPI	S	Opponent	Score	RPI	S	Opponent	Score	RPI	S	Opponent	Score
8	H	Mississippi St.	82 74	26	H	Buffalo	102 82	67	H	Arizona	93 60	114	A	Washington St.	79 64
9	H	Syracuse	75 73	27	H	Utah	87 65					114	H	Washington St.	98 58
16	H	Arizona St.	77 71	30	A	South Dakota St.	87 79					125	A	Washington	76 57
22	A	Michigan St.	82 88	43	A	UCLA	72 52					125	H	Washington	84 71
				47	A	Saint Mary's (CA)	79 55					153	H	UC Irvine	115 69
				50	A	Southern California	93 53					175	N	UC Riverside	94 44
												184	A	Utah St.	88 58
												238	H	Air Force	82 36
												266	H	Long Beach St.	110 48
LAST 12 Division I GAMES:															
114	A	Washington St.	79 64	27	H	Utah	87 65								
67	H	Arizona	93 60	125	A	Washington	76 57								
16	H	Arizona St.	77 71	125	H	Washington	84 71								
43	A	UCLA	72 52	153	H	UC Irvine	115 69								
50	A	Southern California	93 53	238	H	Air Force	82 36								
114	H	Washington St.	98 58	8	H	Mississippi St.	82 74								

Non-Div I Games: Alas. Fairbanks 115 36

Oregon

Loss, Non-Conf, S Site, H Home A Away N Neutral

Average RPI Win: 145		WON-LOST	WINNING	LAST 10	STRENGTH OF		OPP. STRENGTH	TEAM	ADJ.	CONF.	ADJ CONF.
Average RPI Loss: 12		RECORD	PCT. RANK	GAMES	SCHEDULE		OF SCHEDULE	RPI	RPI	RPI	RPI
DIV. I ONLY		18- 3	12	0- 1	170		2	38	38	2	2
DIV. I NON-CONF.		10- 2	37	0- 1	212		21	62	62	2	2
TOTALS		RPI 1-25	RPI 26-50		W-L RECORDS		RPI 51-100	RPI 101-150		RPI 150+	
18- 3		1- 3	3- 0		OVERALL		2- 0	7- 0		5- 0	
11- 1		0- 1	1- 0		HOME		2- 0	4- 0		4- 0	
4- 0		0- 0	2- 0		AWAY		0- 0	2- 0		0- 0	
3- 2		1- 2	0- 0		NEUTRAL		0- 0	1- 0		1- 0	
10- 2		1- 2	1- 0		NON-CONFERENCE		1- 0	2- 0		5- 0	
7- 0		0- 0	1- 0		HOME		1- 0	1- 0		4- 0	
0- 0		0- 0	0- 0		AWAY		0- 0	0- 0		0- 0	
3- 2		1- 2	0- 0		NEUTRAL		0- 0	1- 0		1- 0	
8- 1		0- 1	2- 0		CONFERENCE		1- 0	5- 0		0- 0	
4- 1		0- 1	0- 0		HOME		1- 0	3- 0		0- 0	
4- 0		0- 0	2- 0		AWAY		0- 0	2- 0		0- 0	
0- 0		0- 0	0- 0		NEUTRAL		0- 0	0- 0		0- 0	

RPI S	Opponent	Score	RPI S	Opponent	Score	RPI S	Opponent	Score	RPI S	Opponent	Score
1 N	Notre Dame	81 91	43 A	UCLA	83 73	64 H	Duke	71 57	114 A	Washington St.	52 35
16 H	Arizona St.	76 79	47 H	Saint Mary's (CA)	89 56	67 H	Arizona	86 64	114 H	Washington St.	76 69
17 N	South Carolina	70 68	50 A	Southern California	76 52				116 N	Western Ky.	74 60
20 N	Texas A&M	70 76							125 A	Washington	86 39
									125 H	Washington	78 67
									134 H	Colorado	89 65
									149 H	Santa Clara	82 31
									203 N	Eastern Wash.	93 45
									286 H	CSU Bakersfield	92 52
									288 H	La Salle	100 46
									317 H	Cal Poly	79 54
									344 H	Ark.-Pine Bluff	89 33
LAST 12 Division I GAMES:											
134 H	Colorado	89 65	1 N	Notre Dame	81 91						
114 A	Washington St.	52 35	17 N	South Carolina	70 68						
125 A	Washington	86 39	43 A	UCLA	83 73						
16 H	Arizona St.	76 79	125 H	Washington	78 67						
67 H	Arizona	86 64	114 H	Washington St.	76 69						
50 A	Southern California	76 52	286 H	CSU Bakersfield	92 52						

Non-Div I Games:

Oregon St.

■ Loss,
■ Non-Conf,
■ S Site,
■ H Home
■ A Away
N Neutral

Pacific

Through Games Of Feb. 1, 2019

Average RPI Win:	203	WON-LOST	WINNING	LAST 10	STRENGTH OF	OPP. STRENGTH	TEAM	ADJ.	CONF.	ADJ CONF.
Average RPI Loss:	38	RECORD	PCT. RANK	GAMES	SCHEDULE	OF SCHEDULE	RPI	RPI	RPI	RPI
DIV. I ONLY	13- 7	97	0- 1	85	102	75	75	7	7	
DIV. I NON-CONF.	7- 3	83	0- 0	176	174	80	80	7	7	
TOTALS	RPI 1-25	RPI 26-50	W-L RECORDS	RPI 51-100	RPI 101-150	RPI 150+				
13- 7	0- 4	2- 1	OVERALL	1- 1	1- 1	9- 0				
7- 3	0- 1	2- 1	HOME	0- 0	0- 1	5- 0				
6- 3	0- 2	0- 0	AWAY	1- 1	1- 0	4- 0				
0- 1	0- 1	0- 0	NEUTRAL	0- 0	0- 0	0- 0				
7- 3	0- 2	1- 0	NON-CONFERENCE	1- 1	0- 0	5- 0				
4- 0	0- 0	1- 0	HOME	0- 0	0- 0	3- 0				
3- 2	0- 1	0- 0	AWAY	1- 1	0- 0	2- 0				
0- 1	0- 1	0- 0	NEUTRAL	0- 0	0- 0	0- 0				
6- 4	0- 2	1- 1	CONFERENCE	0- 0	1- 1	4- 0				
3- 3	0- 1	1- 1	HOME	0- 0	0- 1	2- 0				
3- 1	0- 1	0- 0	AWAY	0- 0	1- 0	2- 0				
0- 0	0- 0	0- 0	NEUTRAL	0- 0	0- 0	0- 0				

RPI 1-25				RPI 26-50				RPI 51-100 Team's RPI: 75				RPI 101+			
RPI	S	Opponent	Score	RPI	S	Opponent	Score	RPI	S	Opponent	Score	RPI	S	Opponent	Score
13	A	Gonzaga	65 88	29	H	BYU	74 77	66	A	Lamar University	66 82	104	H	Loyola Marymount	67 72
13	H	Gonzaga	51 63	46	H	Wyoming	70 64	82	A	UC Davis	83 80	149	A	Santa Clara	74 70
15	A	UCF	57 64	47	H	Saint Mary's (CA)	76 67					151	H	Pepperdine	78 67
23	N	California	69 81									158	A	Portland	76 66
												224	A	Cal St. Fullerton	72 64
												254	A	San Francisco	85 75
												257	H	San Diego	79 47
												306	H	UC Santa Barbara	69 53
												309	H	North Dakota St.	75 68
												316	A	San Jose St.	91 67
												341	H	Seattle U	75 61
LAST 12 Division I GAMES:															
104	H	Loyola Marymount	67 72	13	H	Gonzaga	51 63								
254	A	San Francisco	85 75	151	H	Pepperdine	78 67								
149	A	Santa Clara	74 70	158	A	Portland	76 66								
257	H	San Diego	79 47	47	H	Saint Mary's (CA)	76 67								
29	H	BYU	74 77	224	A	Cal St. Fullerton	72 64								
13	A	Gonzaga	65 88	66	A	Lamar University	66 82								

Non-Div I Games:

Pacific

■ Loss,
 ■ Non-Conf, S Site,
 ■ Home
 ■ Away
 N Neutral

Average RPI Win:	230	WON-LOST	WINNING	LAST 10	STRENGTH OF	OPP. STRENGTH	TEAM	ADJ.	CONF.	ADJ CONF.
Average RPI Loss:	37	RECORD	PCT. RANK	GAMES	SCHEDULE	OF SCHEDULE	RPI	RPI	RPI	RPI
DIV. I ONLY	11- 3	35	1- 0	229	106	81	81	11	11	
DIV. I NON-CONF.	9- 3	61	0- 0	262	92	100	100	10	10	
TOTALS	RPI 1-25	RPI 26-50	W-L RECORDS	RPI 51-100	RPI 101-150	RPI 150+				
11- 3	0- 1	0- 1	OVERALL	1- 1	1- 0	9- 0				
4- 1	0- 0	0- 1	HOME	0- 0	0- 0	4- 0				
7- 1	0- 1	0- 0	AWAY	1- 0	1- 0	5- 0				
0- 1	0- 0	0- 0	NEUTRAL	0- 1	0- 0	0- 0				
9- 3	0- 1	0- 1	NON-CONFERENCE	0- 1	1- 0	8- 0				
4- 1	0- 0	0- 1	HOME	0- 0	0- 0	4- 0				
5- 1	0- 1	0- 0	AWAY	0- 0	1- 0	4- 0				
0- 1	0- 0	0- 0	NEUTRAL	0- 1	0- 0	0- 0				
2- 0	0- 0	0- 0	CONFERENCE	1- 0	0- 0	1- 0				
0- 0	0- 0	0- 0	HOME	0- 0	0- 0	0- 0				
2- 0	0- 0	0- 0	AWAY	1- 0	0- 0	1- 0				
0- 0	0- 0	0- 0	NEUTRAL	0- 0	0- 0	0- 0				

RPI 1-25				RPI 26-50				RPI 51-100				RPI 101+			
RPI	S	Opponent	Score	RPI	S	Opponent	Score	RPI	S	Opponent	Score	RPI	S	Opponent	Score
1	A	Notre Dame	55 75	39	H	Villanova	50 58	70	N	Maine	46 47	102	A	Drexel	55 39
								86	A	Princeton	66 60	202	H	Temple	71 62
												215	A	Navy	65 61
												228	A	Stetson	75 53
												235	A	Cornell	59 46
												263	A	Siena	58 51
												283	H	Saint Joseph's	65 45
												288	H	La Salle	65 34
												305	H	NJIT	85 42
												327	A	Iona	66 43
LAST 12 Division I GAMES:															
				39	H	Villanova	50 58	235	A	Cornell	59 46				
				86	A	Princeton	66 60	202	H	Temple	71 62				
				228	A	Stetson	75 53	70	N	Maine	46 47				
				102	A	Drexel	55 39	215	A	Navy	65 61				
				327	A	Iona	66 43	305	H	NJIT	85 42				
				288	H	La Salle	65 34	283	H	Saint Joseph's	65 45				

Non-Div I Games: Haverford 81 46

Penn

Average RPI Win:	164	WON-LOST	WINNING	LAST 10	STRENGTH OF	OPP. STRENGTH	TEAM	ADJ.	CONF.	ADJ CONF.
Average RPI Loss:	56	RECORD	PCT. RANK	GAMES	SCHEDULE	OF SCHEDULE	RPI	RPI	RPI	RPI
DIV. I ONLY	10- 10	164	0- 1	20	76	100	100	4	4	
DIV. I NON-CONF.	7- 4	109	0- 0	45	134	97	97	6	6	
TOTALS	RPI 1-25	RPI 26-50	W-L RECORDS	RPI 51-100	RPI 101-150	RPI 150+				
10- 10	0- 6	0- 1	OVERALL	2- 1	2- 0	6- 2				
8- 6	0- 3	0- 0	HOME	2- 1	1- 0	5- 2				
2- 4	0- 3	0- 1	AWAY	0- 0	1- 0	1- 0				
0- 0	0- 0	0- 0	NEUTRAL	0- 0	0- 0	0- 0				
7- 4	0- 2	0- 0	NON-CONFERENCE	2- 0	2- 0	3- 2				
6- 3	0- 1	0- 0	HOME	2- 0	1- 0	3- 2				
1- 1	0- 1	0- 0	AWAY	0- 0	1- 0	0- 0				
0- 0	0- 0	0- 0	NEUTRAL	0- 0	0- 0	0- 0				
3- 6	0- 4	0- 1	CONFERENCE	0- 1	0- 0	3- 0				
2- 3	0- 2	0- 0	HOME	0- 1	0- 0	2- 0				
1- 3	0- 2	0- 1	AWAY	0- 0	0- 0	1- 0				
0- 0	0- 0	0- 0	NEUTRAL	0- 0	0- 0	0- 0				

RPI S Opponent	Score	RPI S Opponent	Score	RPI S Opponent	Score	RPI S Opponent	Score
14 A Rutgers	61 74	34 A Indiana	75 83	86 H Princeton	79 71	109 H American	80 59
14 H Rutgers	61 69			90 H Providence	74 72	142 A Fordham	72 55
18 A Maryland	67 79			93 H Ohio St.	71 76	155 H Duquesne	58 64
18 H Maryland	61 77					166 H Stony Brook	70 81
21 A Florida St.	58 87					174 A Wisconsin	65 59
23 H California	58 75					174 H Wisconsin	71 64
						187 H Illinois	62 48
						208 H St. Bonaventure	80 65
						230 H Jacksonville	80 61
						237 H North Dakota	75 68
LAST 12 Division I GAMES:							
18 A Maryland	67 79	14 H Rutgers	61 69				
93 H Ohio St.	71 76	174 A Wisconsin	65 59				
187 H Illinois	62 48	18 H Maryland	61 77				
14 A Rutgers	61 74	109 H American	80 59				
174 H Wisconsin	71 64	208 H St. Bonaventure	80 65				
34 A Indiana	75 83	155 H Duquesne	58 64				

Non-Div I Games:

Penn St.

Pepperdine

Through Games Of Feb. 1, 2019

Average RPI Win:	243	WON-LOST	WINNING	LAST 10	STRENGTH OF	OPP. STRENGTH	TEAM	ADJ.	CONF.	ADJ CONF.
Average RPI Loss:	97	RECORD	PCT. RANK	GAMES	SCHEDULE	OF SCHEDULE	RPI	RPI	RPI	RPI
DIV. I ONLY	12- 8	115	1- 0	268	103	151	151	7	7	
DIV. I NON-CONF.	6- 4	125	0- 0	346	182	221	221	7	7	
TOTALS	RPI 1-25	RPI 26-50	W-L RECORDS	RPI 51-100	RPI 101-150	RPI 150+				
12- 8	0- 1	0- 2	OVERALL	0- 3	2- 1	10- 1				
6- 1	0- 1	0- 0	HOME	0- 0	2- 0	4- 0				
4- 6	0- 0	0- 2	AWAY	0- 3	0- 1	4- 0				
2- 1	0- 0	0- 0	NEUTRAL	0- 0	0- 0	2- 1				
6- 4	0- 0	0- 0	NON-CONFERENCE	0- 2	0- 1	6- 1				
1- 0	0- 0	0- 0	HOME	0- 0	0- 0	1- 0				
3- 3	0- 0	0- 0	AWAY	0- 2	0- 1	3- 0				
2- 1	0- 0	0- 0	NEUTRAL	0- 0	0- 0	2- 1				
6- 4	0- 1	0- 2	CONFERENCE	0- 1	2- 0	4- 0				
5- 1	0- 1	0- 0	HOME	0- 0	2- 0	3- 0				
1- 3	0- 0	0- 2	AWAY	0- 1	0- 0	1- 0				
0- 0	0- 0	0- 0	NEUTRAL	0- 0	0- 0	0- 0				

RPI S Opponent	Score	RPI S Opponent	Score	RPI S Opponent	Score	RPI S Opponent	Score	Team's RPI: 151
13 H Gonzaga	54 79	29 A BYU	58 83	75 A Pacific	67 78	104 H Loyola Marymount	95 86	
		47 A Saint Mary's (CA)	68 79	90 A Providence	47 66	134 A Colorado	65 80	
				96 A Idaho St.	63 65	149 H Santa Clara	74 48	
						158 H Portland	82 68	
						240 N Sacramento St.	113 97	
						254 H San Francisco	69 50	
						257 A San Diego	74 55	
						257 H San Diego	88 65	
						261 A Hawaii	65 64	
						280 N Northern Ky.	51 46	
						288 N La Salle	55 62	
						301 H Weber St.	68 47	
						317 A Cal Poly	70 63	
						341 A Seattle U	78 64	
LAST 12 Division I GAMES:								
47 A Saint Mary's (CA)	68 79	257 H San Diego	88 65					
104 H Loyola Marymount	95 86	75 A Pacific	67 78					
254 H San Francisco	69 50	13 H Gonzaga	54 79					
149 H Santa Clara	74 48	158 H Portland	82 68					
257 A San Diego	74 55	280 N Northern Ky.	51 46					
29 A BYU	58 83	288 N La Salle	55 62					

Non-Div I Games:

Pepperdine

Loss, Non-Conf, S Site, H Home A Away N Neutral

Pittsburgh

Through Games Of Feb. 1, 2019

Average RPI Win:	166	WON-LOST	WINNING	LAST 10	STRENGTH OF	OPP. STRENGTH	TEAM	ADJ.	CONF.	ADJ CONF.
Average RPI Loss:	60	RECORD	PCT. RANK	GAMES	SCHEDULE	OF SCHEDULE	RPI	RPI	RPI	RPI
DIV. I ONLY	9- 13	227	0- 1	15	43	115	115	1	1	
DIV. I NON-CONF.	9- 5	105	0- 0	72	141	89	89	1	1	
TOTALS	RPI 1-25	RPI 26-50	W-L RECORDS	RPI 51-100	RPI 101-150	RPI 150+				
9- 13	0- 5	0- 1	OVERALL	3- 4	2- 2	4- 1				
5- 8	0- 2	0- 1	HOME	1- 3	2- 2	2- 0				
2- 4	0- 3	0- 0	AWAY	1- 1	0- 0	1- 0				
2- 1	0- 0	0- 0	NEUTRAL	1- 0	0- 0	1- 1				
9- 5	0- 1	0- 0	NON-CONFERENCE	3- 2	2- 1	4- 1				
5- 3	0- 1	0- 0	HOME	1- 1	2- 1	2- 0				
2- 1	0- 0	0- 0	AWAY	1- 1	0- 0	1- 0				
2- 1	0- 0	0- 0	NEUTRAL	1- 0	0- 0	1- 1				
0- 8	0- 4	0- 1	CONFERENCE	0- 2	0- 1	0- 0				
0- 5	0- 1	0- 1	HOME	0- 2	0- 1	0- 0				
0- 3	0- 3	0- 0	AWAY	0- 0	0- 0	0- 0				
0- 0	0- 0	0- 0	NEUTRAL	0- 0	0- 0	0- 0				

RPI S Opponent Score	RPI S Opponent Score	RPI S Opponent Score	RPI S Opponent Score
1 A Notre Dame 44 100	41 H Clemson 59 65	60 N Arkansas 61 54	101 H Virginia 57 74
3 A Louisville 42 70		63 H West Virginia 43 77	120 H Youngstown St. 55 64
6 A NC State 34 63		69 H Virginia Tech 58 74	136 H UNCW 60 56
9 H Syracuse 50 82		78 H Cincinnati 65 48	142 H Fordham 65 62
15 H UCF 58 61		82 A Northwestern 52 49	155 A Duquesne 66 58
		85 H Boston College 55 59	174 N Wisconsin 42 57
		98 A Georgetown 41 70	239 H Saint Francis (PA) 78 75
			293 N Tennessee St. 78 56
			313 H New Orleans 90 38
LAST 12 Division I GAMES:			
101 H Virginia 57 74	69 H Virginia Tech 58 74		
41 H Clemson 59 65	3 A Louisville 42 70		
9 H Syracuse 50 82	155 A Duquesne 66 58		
85 H Boston College 55 59	239 H Saint Francis (PA) 78 75		
6 A NC State 34 63	136 H UNCW 60 56		
1 A Notre Dame 44 100	63 H West Virginia 43 77		

Non-Div I Games:

Pittsburgh

■ Loss,
■ Non-Conf,
■ S Site,
■ H Home
■ A Away
N Neutral

Average RPI Win:	248	WON-LOST	WINNING	LAST 10	STRENGTH OF	OPP. STRENGTH	TEAM	ADJ.	CONF.	ADJ CONF.
Average RPI Loss:	89	RECORD	PCT. RANK	GAMES	SCHEDULE	OF SCHEDULE	RPI	RPI	RPI	RPI
DIV. I ONLY	8- 11	217	0- 0	77	181	158	158	7	7	
DIV. I NON-CONF.	6- 3	91	0- 0	131	340	104	104	7	7	
TOTALS	RPI 1-25	RPI 26-50	W-L RECORDS	RPI 51-100	RPI 101-150	RPI 150+				
8- 11	0- 1	0- 3	OVERALL	0- 2	0- 3	8- 2				
4- 4	0- 0	0- 1	HOME	0- 1	0- 1	4- 1				
4- 6	0- 1	0- 2	AWAY	0- 0	0- 2	4- 1				
0- 1	0- 0	0- 0	NEUTRAL	0- 1	0- 0	0- 0				
6- 3	0- 0	0- 0	NON-CONFERENCE	0- 1	0- 1	6- 1				
3- 1	0- 0	0- 0	HOME	0- 0	0- 0	3- 1				
3- 1	0- 0	0- 0	AWAY	0- 0	0- 1	3- 0				
0- 1	0- 0	0- 0	NEUTRAL	0- 1	0- 0	0- 0				
2- 8	0- 1	0- 3	CONFERENCE	0- 1	0- 2	2- 1				
1- 3	0- 0	0- 1	HOME	0- 1	0- 1	1- 0				
1- 5	0- 1	0- 2	AWAY	0- 0	0- 1	1- 1				
0- 0	0- 0	0- 0	NEUTRAL	0- 0	0- 0	0- 0				

RPI 1-25				RPI 26-50				RPI 51-100				RPI 101+ Team's RPI: 158			
RPI	S	Opponent	Score	RPI	S	Opponent	Score	RPI	S	Opponent	Score	RPI	S	Opponent	Score
13	A	Gonzaga	71 97	29	A	BYU	71 79	67	N	Arizona	70 92	104	A	Loyola Marymount	58 76
				47	A	Saint Mary's (CA)	85 113	75	H	Pacific	66 76	143	A	Portland St.	79 92
				47	H	Saint Mary's (CA)	91 98					149	H	Santa Clara	66 72
												151	A	Pepperdine	68 82
												153	H	UC Irvine	69 84
												184	H	Utah St.	61 54
												224	H	Cal St. Fullerton	83 74
												238	H	Air Force	79 60
												254	H	San Francisco	78 73
												257	A	San Diego	69 60
												261	A	Hawaii	72 65
												268	A	Utah Valley	65 60
												301	A	Weber St.	89 73
LAST 12 Division I GAMES:															
149	H	Santa Clara	66 72	47	A	Saint Mary's (CA)	85 113								
29	A	BYU	71 79	254	H	San Francisco	78 73								
257	A	San Diego	69 60	104	A	Loyola Marymount	58 76								
13	A	Gonzaga	71 97	151	A	Pepperdine	68 82								
47	H	Saint Mary's (CA)	91 98	238	H	Air Force	79 60								
75	H	Pacific	66 76	153	H	UC Irvine	69 84								

Non-Div I Games: Warner Pacific 98 63 Willamette 82 27

Portland

Loss, Non-Conf, S Site, H Home A Away N Neutral

Average RPI Win:	237	WON-LOST	WINNING	LAST 10	STRENGTH OF	OPP. STRENGTH	TEAM	ADJ.	CONF.	ADJ CONF.
Average RPI Loss:	125	RECORD	PCT. RANK	GAMES	SCHEDULE	OF SCHEDULE	RPI	RPI	RPI	RPI
DIV. I ONLY	14- 3	23	1- 0	336	184	143	143	16	16	
DIV. I NON-CONF.	7- 1	30	0- 0	335	258	166	166	12	12	
TOTALS	RPI 1-25	RPI 26-50	W-L RECORDS	RPI 51-100	RPI 101-150	RPI 150+				
14- 3	0- 0	0- 0	OVERALL	1- 0	2- 2	11- 1				
10- 1	0- 0	0- 0	HOME	1- 0	2- 0	7- 1				
4- 2	0- 0	0- 0	AWAY	0- 0	0- 2	4- 0				
0- 0	0- 0	0- 0	NEUTRAL	0- 0	0- 0	0- 0				
7- 1	0- 0	0- 0	NON-CONFERENCE	1- 0	0- 0	6- 1				
5- 1	0- 0	0- 0	HOME	1- 0	0- 0	4- 1				
2- 0	0- 0	0- 0	AWAY	0- 0	0- 0	2- 0				
0- 0	0- 0	0- 0	NEUTRAL	0- 0	0- 0	0- 0				
7- 2	0- 0	0- 0	CONFERENCE	0- 0	2- 2	5- 0				
5- 0	0- 0	0- 0	HOME	0- 0	2- 0	3- 0				
2- 2	0- 0	0- 0	AWAY	0- 0	0- 2	2- 0				
0- 0	0- 0	0- 0	NEUTRAL	0- 0	0- 0	0- 0				

RPI 1-25			RPI 26-50			RPI 51-100			RPI 101+			Team's RPI: 143
RPI	S	Opponent	Score	RPI	S	Opponent	Score	RPI	S	Opponent	Score	
						82 H UC Davis	65 50					
								105 A Idaho			78 80	
								117 A Northern Colo.			63 79	
								137 H Montana			78 60	
								140 H Montana St.			55 53	
								153 H UC Irvine			68 73	
								158 H Portland			92 79	
								203 A Eastern Wash.			76 64	
								225 H UNLV			58 49	
								252 H Northern Ariz.			72 55	
								253 H Southern Utah			63 49	
								275 A UTEP			89 61	
								301 A Weber St.			77 59	
								301 H Weber St.			65 38	
								316 H San Jose St.			80 51	
								339 A Grand Canyon			60 55	
								341 H Seattle U			68 43	
LAST 12 Division I GAMES:												
203	A	Eastern Wash.	76 64	301	H	Weber St.	65 38					
252	H	Northern Ariz.	72 55	105	A	Idaho	78 80					
253	H	Southern Utah	63 49	117	A	Northern Colo.	63 79					
301	A	Weber St.	77 59	153	H	UC Irvine	68 73					
137	H	Montana	78 60	225	H	UNLV	58 49					
140	H	Montana St.	55 53	339	A	Grand Canyon	60 55					

Non-Div I Games: Warner Pacific 102 49

Portland St.

Average RPI Win:	296	WON-LOST	WINNING	LAST 10	STRENGTH OF	OPP. STRENGTH	TEAM	ADJ.	CONF.	ADJ CONF.
Average RPI Loss:	112	RECORD	PCT. RANK	GAMES	SCHEDULE	OF SCHEDULE	RPI	RPI	RPI	RPI
DIV. I ONLY	6- 9	228	1- 0	240	201	206	206	29	29	
DIV. I NON-CONF.	1- 7	319	0- 0	23	54	190	190	26	26	
TOTALS	RPI 1-25	RPI 26-50	W-L RECORDS	RPI 51-100	RPI 101-150	RPI 150+				
6- 9	0- 2	0- 1	OVERALL	0- 2	0- 1	6- 3				
1- 3	0- 0	0- 1	HOME	0- 0	0- 0	1- 2				
4- 6	0- 2	0- 0	AWAY	0- 2	0- 1	4- 1				
1- 0	0- 0	0- 0	NEUTRAL	0- 0	0- 0	1- 0				
1- 7	0- 2	0- 1	NON-CONFERENCE	0- 2	0- 1	1- 1				
0- 1	0- 0	0- 1	HOME	0- 0	0- 0	0- 0				
0- 6	0- 2	0- 0	AWAY	0- 2	0- 1	0- 1				
1- 0	0- 0	0- 0	NEUTRAL	0- 0	0- 0	1- 0				
5- 2	0- 0	0- 0	CONFERENCE	0- 0	0- 0	5- 2				
1- 2	0- 0	0- 0	HOME	0- 0	0- 0	1- 2				
4- 0	0- 0	0- 0	AWAY	0- 0	0- 0	4- 0				
0- 0	0- 0	0- 0	NEUTRAL	0- 0	0- 0	0- 0				

RPI 1-25				RPI 26-50				RPI 51-100				RPI 101+ Team's RPI: 206			
RPI	S	Opponent	Score	RPI	S	Opponent	Score	RPI	S	Opponent	Score	RPI	S	Opponent	Score
12	A	Iowa St.	46 94	48	H	Rice	58 68	60	A	Arkansas	44 71	134	A	Colorado	38 79
20	A	Texas A&M	57 70					84	A	Oklahoma St.	50 70	176	H	Grambling	63 64
												179	A	Southern U.	55 54
												222	H	Texas Southern	44 52
												251	A	UTRGV	50 57
												279	N	A&M-Corpus Christi	67 59
												310	H	Jackson St.	76 57
												315	A	Mississippi Val.	75 65
												344	A	Ark.-Pine Bluff	80 41
												350	A	Alcorn	82 61
LAST 12 Division I GAMES:															
176	H	Grambling	63 64	344	A	Ark.-Pine Bluff	80 41	12	A	Iowa St.	46 94				
310	H	Jackson St.	76 57	315	A	Mississippi Val.	75 65	60	A	Arkansas	44 71				
222	H	Texas Southern	44 52					134	A	Colorado	38 79				
350	A	Alcorn	82 61					48	H	Rice	58 68				
179	A	Southern U.	55 54												
20	A	Texas A&M	57 70												

Non-Div I Games: Jarvis Christian 117 32 Arlington Baptist 105 31

Prairie View

Loss, Non-Conf, S Site, H Home A Away N Neutral

Presbyterian

Through Games Of Feb. 1, 2019

Average RPI Win:	317	WON-LOST	WINNING	LAST 10	STRENGTH OF	OPP. STRENGTH	TEAM	ADJ.	CONF.	ADJ CONF.
Average RPI Loss:	190	RECORD	PCT. RANK	GAMES	SCHEDULE	OF SCHEDULE	RPI	RPI	RPI	RPI
DIV. I ONLY	4- 15	311	0- 1	297	310	329	329	28	28	
DIV. I NON-CONF.	2- 9	297	0- 0	289	255	322	322	29	29	
TOTALS	RPI 1-25	RPI 26-50	W-L RECORDS	RPI 51-100	RPI 101-150	RPI 150+				
4- 15	0- 0	0- 0	OVERALL	0- 1	0- 5	4- 9				
3- 4	0- 0	0- 0	HOME	0- 0	0- 0	3- 4				
1- 11	0- 0	0- 0	AWAY	0- 1	0- 5	1- 5				
0- 0	0- 0	0- 0	NEUTRAL	0- 0	0- 0	0- 0				
2- 9	0- 0	0- 0	NON-CONFERENCE	0- 1	0- 3	2- 5				
1- 2	0- 0	0- 0	HOME	0- 0	0- 0	1- 2				
1- 7	0- 0	0- 0	AWAY	0- 1	0- 3	1- 3				
0- 0	0- 0	0- 0	NEUTRAL	0- 0	0- 0	0- 0				
2- 6	0- 0	0- 0	CONFERENCE	0- 0	0- 2	2- 4				
2- 2	0- 0	0- 0	HOME	0- 0	0- 0	2- 2				
0- 4	0- 0	0- 0	AWAY	0- 0	0- 2	0- 2				
0- 0	0- 0	0- 0	NEUTRAL	0- 0	0- 0	0- 0				

RPI 1-25				RPI 26-50				RPI 51-100				RPI 101+				Team's RPI: 329	
RPI	S	Opponent	Score	RPI	S	Opponent	Score	RPI	S	Opponent	Score	RPI	S	Opponent	Score		
								58	A	Tennessee	49	97	106	A	Georgia	59	83
												119	A	Radford	49	59	
												123	A	Davidson	56	83	
												130	A	High Point	40	79	
												136	A	UNCW	48	63	
												168	A	Vanderbilt	43	78	
												188	H	UNC Asheville	43	52	
												227	A	Furman	68	76	
												242	H	Gardner-Webb	58	66	
												249	A	Samford	54	75	
												255	A	Campbell	46	51	
												265	H	Ga. Southern	68	69	
												277	A	Winthrop	52	55	
												285	H	Wofford	61	50	
												295	A	Col. of Charleston	71	65	
												300	H	South Carolina St.	48	57	
												340	H	USC Upstate	70	54	
												348	H	Longwood	81	66	
LAST 12 Division I GAMES:																	
119	A	Radford	49	59	188	H	UNC Asheville	43	52								
242	H	Gardner-Webb	58	66	277	A	Winthrop	52	55								
340	H	USC Upstate	70	54	227	A	Furman	68	76								
130	A	High Point	40	79	106	A	Georgia	59	83								
348	H	Longwood	81	66	295	A	Col. of Charleston	71	65								
255	A	Campbell	46	51	123	A	Davidson	56	83								

Non-Div I Games:

Presbyterian

Loss, Non-Conf, S Site, H Home A Away N Neutral

Average RPI Win:	195	WON-LOST	WINNING	LAST 10	STRENGTH OF	OPP. STRENGTH	TEAM	ADJ.	CONF.	ADJ CONF.
Average RPI Loss:	77	RECORD	PCT. RANK	GAMES	SCHEDULE	OF SCHEDULE	RPI	RPI	RPI	RPI
DIV. I ONLY	9- 8	147	1- 0	62	113	86	86	11	11	
DIV. I NON-CONF.	8- 7	160	0- 0	61	89	72	72	10	10	
TOTALS	RPI 1-25	RPI 26-50	W-L RECORDS	RPI 51-100	RPI 101-150	RPI 150+				
9- 8	0- 1	0- 2	OVERALL	1- 3	2- 1	6- 1				
3- 2	0- 0	0- 0	HOME	1- 1	1- 1	1- 0				
6- 3	0- 0	0- 1	AWAY	0- 1	1- 0	5- 1				
0- 3	0- 1	0- 1	NEUTRAL	0- 1	0- 0	0- 0				
8- 7	0- 1	0- 2	NON-CONFERENCE	1- 2	2- 1	5- 1				
3- 1	0- 0	0- 0	HOME	1- 0	1- 1	1- 0				
5- 3	0- 0	0- 1	AWAY	0- 1	1- 0	4- 1				
0- 3	0- 1	0- 1	NEUTRAL	0- 1	0- 0	0- 0				
1- 1	0- 0	0- 0	CONFERENCE	0- 1	0- 0	1- 0				
0- 1	0- 0	0- 0	HOME	0- 1	0- 0	0- 0				
1- 0	0- 0	0- 0	AWAY	0- 0	0- 0	1- 0				
0- 0	0- 0	0- 0	NEUTRAL	0- 0	0- 0	0- 0				

RPI 1-25				RPI 26-50				RPI 51-100				Team's RPI: 86	RPI 101+			
RPI	S	Opponent	Score	RPI	S	Opponent	Score	RPI	S	Opponent	Score		RPI	S	Opponent	Score
9	N	Syracuse	61 92	36	N	DePaul	67 82	52	N	Kansas St.	61 80		110	A	Hartford	75 38
				39	A	Villanova	46 67	65	H	Quinnipiac	54 42		118	H	Seton Hall	66 70
								81	H	Penn	60 66		123	H	Davidson	65 57
								100	A	Penn St.	71 79		154	H	Marist	60 57
													180	A	George Washington	49 64
													197	A	Rider	89 65
													250	A	Monmouth	79 47
													260	A	Columbia	79 64
													272	A	St. Francis Brooklyn	83 64
													328	A	New Hampshire	90 42
LAST 12 Division I GAMES:																
328	A	New Hampshire	90 42	260	A	Columbia	79 64									
110	A	Hartford	75 38	81	H	Penn	60 66									
272	A	St. Francis Brooklyn	83 64	123	H	Davidson	65 57									
154	H	Marist	60 57	39	A	Villanova	46 67									
250	A	Monmouth	79 47	52	N	Kansas St.	61 80									
65	H	Quinnipiac	54 42	9	N	Syracuse	61 92									

Non-Div I Games:

Princeton

Providence

Through Games Of Feb. 1, 2019

Average RPI Win:	168	WON-LOST	WINNING	LAST 10	STRENGTH OF	OPP. STRENGTH	TEAM	ADJ.	CONF.	ADJ CONF.
Average RPI Loss:	82	RECORD	PCT. RANK	GAMES	SCHEDULE	OF SCHEDULE	RPI	RPI	RPI	RPI
DIV. I ONLY	13- 9	120	1- 0	78	77	90	90	6	6	
DIV. I NON-CONF.	8- 4	91	1- 0	196	192	137	137	4	4	
TOTALS	RPI 1-25	RPI 26-50	W-L RECORDS	RPI 51-100	RPI 101-150	RPI 150+				
13- 9	0- 1	2- 2	OVERALL	3- 4	1- 1	7- 1				
8- 3	0- 0	2- 0	HOME	1- 3	0- 0	5- 0				
4- 6	0- 1	0- 2	AWAY	2- 1	1- 1	1- 1				
1- 0	0- 0	0- 0	NEUTRAL	0- 0	0- 0	1- 0				
8- 4	0- 0	0- 0	NON-CONFERENCE	2- 3	0- 0	6- 1				
5- 2	0- 0	0- 0	HOME	1- 2	0- 0	4- 0				
2- 2	0- 0	0- 0	AWAY	1- 1	0- 0	1- 1				
1- 0	0- 0	0- 0	NEUTRAL	0- 0	0- 0	1- 0				
5- 5	0- 1	2- 2	CONFERENCE	1- 1	1- 1	1- 0				
3- 1	0- 0	2- 0	HOME	0- 1	0- 0	1- 0				
2- 4	0- 1	0- 2	AWAY	1- 0	1- 1	0- 0				
0- 0	0- 0	0- 0	NEUTRAL	0- 0	0- 0	0- 0				

RPI 1-25				RPI 26-50				RPI 51-100 Team's RPI: 90				RPI 101+			
RPI	S	Opponent	Score	RPI	S	Opponent	Score	RPI	S	Opponent	Score	RPI	S	Opponent	Score
10	A	Marquette	46 85	36	A	DePaul	62 88	65	H	Quinnipiac	44 48	118	A	Seton Hall	73 79
				37	H	Butler	74 68	72	H	Northeastern	59 65	127	A	St. John's (NY)	67 66
				39	A	Villanova	33 53	85	A	Boston College	61 57	151	H	Pepperdine	66 47
				39	H	Villanova	67 61	94	A	Creighton	77 63	167	H	Xavier	71 58
								95	H	Yale	59 42	199	A	Rhode Island	65 72
								98	H	Georgetown	52 68	233	H	Sacred Heart	62 52
								100	A	Penn St.	72 74	280	H	Northern Ky.	48 43
												288	H	La Salle	77 47
												292	N	Bryant	72 64
												297	A	UMass Lowell	71 47
LAST 12 Division I GAMES:															
				94	A	Creighton	77 63	292	N	Bryant	72 64				
				167	H	Xavier	71 58	39	A	Villanova	33 53				
				37	H	Butler	74 68	98	H	Georgetown	52 68				
				118	A	Seton Hall	73 79	36	A	DePaul	62 88				
				127	A	St. John's (NY)	67 66	10	A	Marquette	46 85				
				39	H	Villanova	67 61	288	H	La Salle	77 47				

Non-Div I Games:

Providence

Loss, Non-Conf, S Site, H Home A Away N Neutral

Average RPI Win:	138	WON-LOST	WINNING	LAST 10	STRENGTH OF	OPP. STRENGTH	TEAM	ADJ.	CONF.	ADJ CONF.
Average RPI Loss:	61	RECORD	PCT. RANK	GAMES	SCHEDULE	OF SCHEDULE	RPI	RPI	RPI	RPI
DIV. I ONLY	15- 8	96	0- 1	32	44	40	40	4	4	
DIV. I NON-CONF.	9- 4	85	0- 0	76	77	67	67	6	6	
TOTALS	RPI 1-25	RPI 26-50	W-L RECORDS	RPI 51-100	RPI 101-150	RPI 150+				
15- 8	2- 4	1- 0	OVERALL	4- 2	1- 1	7- 1				
11- 2	2- 1	1- 0	HOME	3- 1	0- 0	5- 0				
3- 4	0- 2	0- 0	AWAY	1- 1	1- 0	1- 1				
1- 2	0- 1	0- 0	NEUTRAL	0- 0	0- 1	1- 0				
9- 4	1- 2	0- 0	NON-CONFERENCE	1- 1	0- 1	7- 0				
7- 1	1- 1	0- 0	HOME	1- 0	0- 0	5- 0				
1- 1	0- 0	0- 0	AWAY	0- 1	0- 0	1- 0				
1- 2	0- 1	0- 0	NEUTRAL	0- 0	0- 1	1- 0				
6- 4	1- 2	1- 0	CONFERENCE	3- 1	1- 0	0- 1				
4- 1	1- 0	1- 0	HOME	2- 1	0- 0	0- 0				
2- 3	0- 2	0- 0	AWAY	1- 0	1- 0	0- 1				
0- 0	0- 0	0- 0	NEUTRAL	0- 0	0- 0	0- 0				

RPI 1-25				RPI 26-50				Team's RPI: 40				RPI 51-100				RPI 101+			
RPI	S	Opponent	Score	RPI	S	Opponent	Score	RPI	S	Opponent	Score	RPI	S	Opponent	Score	RPI	S	Opponent	Score
7	N	UConn	40 86	34	H	Indiana	56 53	54	A	Ohio	73 80	127	N	St. John's (NY)	62 68				
11	A	Iowa	58 72					59	H	Michigan	71 70	132	A	Minnesota	64 53				
11	H	Iowa	62 57					62	H	Harvard	66 65	164	A	Ball St.	80 38				
14	A	Rutgers	63 65					82	A	Northwestern	57 54	169	H	Bradley	74 61				
17	H	South Carolina	73 82					87	H	Nebraska	64 84	174	A	Wisconsin	69 76				
25	H	Miami (FL)	74 63					93	H	Ohio St.	60 42	205	N	Ole Miss	70 59				
												210	H	Loyola Chicago	65 41				
												230	H	Western Ill.	81 60				
												259	H	Albany (NY)	53 41				
												333	H	Purdue Fort Wayne	78 44				
LAST 12 Division I GAMES:																			
132	A	Minnesota	64 53	87	H	Nebraska	64 84	11	A	Iowa	58 72	174	A	Wisconsin	69 76				
34	H	Indiana	56 53	59	H	Michigan	71 70	93	H	Ohio St.	60 42	169	H	Bradley	74 61				
14	A	Rutgers	63 65	62	H	Harvard	66 65												
82	A	Northwestern	57 54	87	H	Nebraska	64 84												
11	H	Iowa	62 57	59	H	Michigan	71 70												

Non-Div I Games:

Purdue

■ Loss,
■ Non-Conf, S Site,
■ Home
■ Away
N Neutral

Average RPI Win: 237	WON-LOST	WINNING	LAST 10	STRENGTH OF	OPP. STRENGTH	TEAM	ADJ.	CONF.	ADJ CONF.
Average RPI Loss: 116	RECORD	PCT. RANK	GAMES	SCHEDULE	OF SCHEDULE	RPI	RPI	RPI	RPI
DIV. I ONLY	12- 6	79	1- 0	191	235	119	119	28	28
DIV. I NON-CONF.	5- 5	162	0- 0	107	99	110	110	29	29
TOTALS	RPI 1-25	RPI 26-50	W-L RECORDS	RPI 51-100	RPI 101-150	RPI 150+			
12- 6	0- 1	0- 0	OVERALL	0- 2	3- 1	9- 2			
6- 1	0- 0	0- 0	HOME	0- 0	1- 1	5- 0			
5- 4	0- 1	0- 0	AWAY	0- 1	2- 0	3- 2			
1- 1	0- 0	0- 0	NEUTRAL	0- 1	0- 0	1- 0			
5- 5	0- 1	0- 0	NON-CONFERENCE	0- 2	2- 1	3- 1			
2- 1	0- 0	0- 0	HOME	0- 0	0- 1	2- 0			
2- 3	0- 1	0- 0	AWAY	0- 1	2- 0	0- 1			
1- 1	0- 0	0- 0	NEUTRAL	0- 1	0- 0	1- 0			
7- 1	0- 0	0- 0	CONFERENCE	0- 0	1- 0	6- 1			
4- 0	0- 0	0- 0	HOME	0- 0	1- 0	3- 0			
3- 1	0- 0	0- 0	AWAY	0- 0	0- 0	3- 1			
0- 0	0- 0	0- 0	NEUTRAL	0- 0	0- 0	0- 0			

RPI 1-25				RPI 26-50				RPI 51-100				RPI 101+ Team's RPI: 119			
RPI	S	Opponent	Score	RPI	S	Opponent	Score	RPI	S	Opponent	Score	RPI	S	Opponent	Score
6	A	NC State	58 75					69	A	Virginia Tech	44 55	101	A	Virginia	57 44
								87	N	Nebraska	39 77	122	H	Morehead St.	72 79
												124	A	VCU	54 49
												130	H	High Point	80 58
												188	H	UNC Asheville	60 46
												189	A	Hampton	54 68
												202	N	Temple	56 50
												220	A	Mt. St. Mary's	77 89
												248	H	ETSU	79 64
												255	A	Campbell	56 52
												277	H	Winthrop	70 49
												300	H	South Carolina St.	61 31
												329	H	Presbyterian	59 49
												336	A	Charleston So.	67 41
												348	A	Longwood	68 34
LAST 12 Division I GAMES:															
348	A	Longwood	68 34	255	A	Campbell	56 52								
336	A	Charleston So.	67 41	329	H	Presbyterian	59 49								
277	H	Winthrop	70 49	220	A	Mt. St. Mary's	77 89								
189	A	Hampton	54 68	124	A	VCU	54 49								
130	H	High Point	80 58	122	H	Morehead St.	72 79								
188	H	UNC Asheville	60 46	101	A	Virginia	57 44								

Non-Div I Games: Shepherd 60 46

Radford

■ Loss,
 ■ Non-Conf, S Site,
 ■ Home
 ■ Away
 N Neutral

Rhode Island

Through Games Of Feb. 1, 2019

Average RPI Win:	217	WON-LOST	WINNING	LAST 10	STRENGTH OF	OPP. STRENGTH	TEAM	ADJ.	CONF.	ADJ CONF.
Average RPI Loss:	126	RECORD	PCT. RANK	GAMES	SCHEDULE	OF SCHEDULE	RPI	RPI	RPI	RPI
DIV. I ONLY	7- 13	255	1- 0	117	168	199	199	17	17	
DIV. I NON-CONF.	5- 7	206	1- 0	74	161	157	157	16	16	
TOTALS	RPI 1-25	RPI 26-50	W-L RECORDS	RPI 51-100	RPI 101-150	RPI 150+				
7- 13	0- 0	0- 2	OVERALL	1- 2	0- 5	6- 4				
3- 7	0- 0	0- 0	HOME	1- 2	0- 3	2- 2				
4- 6	0- 0	0- 2	AWAY	0- 0	0- 2	4- 2				
0- 0	0- 0	0- 0	NEUTRAL	0- 0	0- 0	0- 0				
5- 7	0- 0	0- 2	NON-CONFERENCE	1- 2	0- 2	4- 1				
3- 3	0- 0	0- 0	HOME	1- 2	0- 1	2- 0				
2- 4	0- 0	0- 2	AWAY	0- 0	0- 1	2- 1				
0- 0	0- 0	0- 0	NEUTRAL	0- 0	0- 0	0- 0				
2- 6	0- 0	0- 0	CONFERENCE	0- 0	0- 3	2- 3				
0- 4	0- 0	0- 0	HOME	0- 0	0- 2	0- 2				
2- 2	0- 0	0- 0	AWAY	0- 0	0- 1	2- 1				
0- 0	0- 0	0- 0	NEUTRAL	0- 0	0- 0	0- 0				

RPI	S	Opponent	Score	RPI	S	Opponent	Score	RPI	S	Opponent	Score	RPI	S	Opponent	Score	Team's RPI: 199
32	A	Kentucky	52 75	62	H	Harvard	47 80	110	H	Hartford	51 65	123	H	Davidson	67 77	
41	A	Clemson	67 80	85	H	Boston College	64 88	124	A	VCU	39 74	132	A	Minnesota	71 91	
				90	H	Providence	72 65	142	H	Fordham	38 56	180	H	George Washington	59 64	
								193	A	George Mason	69 75	194	A	Saint Louis	68 56	
								208	H	St. Bonaventure	68 84	209	A	Holy Cross	65 73	
								223	H	Brown	72 67	226	A	Robert Morris	46 41	
								237	H	North Dakota	77 63	273	A	Vermont	61 58	
								274	A	Richmond	66 60					
LAST 12 Division I GAMES:																
193	A	George Mason	69 75	223	H	Brown	72 67									
142	H	Fordham	38 56	208	H	St. Bonaventure	68 84									
124	A	VCU	39 74	274	A	Richmond	66 60									
194	A	Saint Louis	68 56	62	H	Harvard	47 80									
123	H	Davidson	67 77	132	A	Minnesota	71 91									
180	H	George Washington	59 64	110	H	Hartford	51 65									

Non-Div I Games:

Rhode Island

■ Loss,
 ■ Non-Conf,
 ■ S Site,
 ■ H Home
 ■ A Away
 N Neutral

Average RPI Win:	203	WON-LOST	WINNING	LAST 10	STRENGTH OF	OPP. STRENGTH	TEAM	ADJ.	CONF.	ADJ CONF.
Average RPI Loss:	31	RECORD	PCT. RANK	GAMES	SCHEDULE	OF SCHEDULE	RPI	RPI	RPI	RPI
DIV. I ONLY	17- 3	16	1- 0	199	117	48	48	15	15	
DIV. I NON-CONF.	9- 3	61	0- 0	263	86	91	91	18	18	
TOTALS	RPI 1-25	RPI 26-50	W-L RECORDS	RPI 51-100	RPI 101-150	RPI 150+				
17- 3	0- 1	0- 2	OVERALL	2- 0	2- 0	13- 0				
9- 0	0- 0	0- 0	HOME	0- 0	0- 0	9- 0				
7- 2	0- 1	0- 1	AWAY	2- 0	2- 0	3- 0				
1- 1	0- 0	0- 1	NEUTRAL	0- 0	0- 0	1- 0				
9- 3	0- 1	0- 2	NON-CONFERENCE	1- 0	0- 0	8- 0				
5- 0	0- 0	0- 0	HOME	0- 0	0- 0	5- 0				
3- 2	0- 1	0- 1	AWAY	1- 0	0- 0	2- 0				
1- 1	0- 0	0- 1	NEUTRAL	0- 0	0- 0	1- 0				
8- 0	0- 0	0- 0	CONFERENCE	1- 0	2- 0	5- 0				
4- 0	0- 0	0- 0	HOME	0- 0	0- 0	4- 0				
4- 0	0- 0	0- 0	AWAY	1- 0	2- 0	1- 0				
0- 0	0- 0	0- 0	NEUTRAL	0- 0	0- 0	0- 0				

RPI 1-25			RPI 26-50			Team's RPI: 48	RPI 51-100			RPI 101+		
RPI	S	Opponent	Score	RPI	S	Opponent	Score	RPI	S	Opponent	Score	RPI
20	A	Texas A&M	54 65	31	N	North Carolina	50 71	73	A	Middle Tenn.	60 47	147
				43	A	UCLA	50 59	77	A	Little Rock	79 65	A
												UAB
												Louisiana Tech
												Charlotte
												Georgia St.
												Southern Miss.
												North Texas
												Coastal Caro.
												SMU
												Prairie View
												Texas Southern
												UTSA
												UTEP
												New Orleans
												Incarinate Word
												McNeese
LAST 12 Division I GAMES:												
73	A	Middle Tenn.	60 47	157	H	Charlotte	61 51					
186	H	North Texas	64 52	147	A	UAB	55 43					
275	H	UTEP	76 42	318	A	Incarinate Word	74 63					
267	H	UTSA	85 54	195	N	Coastal Caro.	56 52					
148	A	Louisiana Tech	61 51	31	N	North Carolina	50 71					
181	A	Southern Miss.	58 47	200	H	SMU	66 52					

Non-Div I Games:

Rice

■ Loss,
 ■ Non-Conf, S Site,
 ■ Home
 ■ Away
 N Neutral

Average RPI Win: 264	WON-LOST	WINNING	LAST 10	STRENGTH OF	OPP. STRENGTH	TEAM	ADJ.	CONF.	ADJ CONF.
Average RPI Loss: 132	RECORD	PCT. RANK	GAMES	SCHEDULE	OF SCHEDULE	RPI	RPI	RPI	RPI
DIV. I ONLY	5- 15	295	1- 0	151	152	274	274	17	17
DIV. I NON-CONF.	3- 10	278	0- 0	119	137	270	270	16	16
TOTALS	RPI 1-25	RPI 26-50	W-L RECORDS	RPI 51-100	RPI 101-150	RPI 150+			
5- 15	0- 1	0- 0	OVERALL	0- 4	0- 6	5- 4			
4- 6	0- 0	0- 0	HOME	0- 2	0- 2	4- 2			
1- 8	0- 1	0- 0	AWAY	0- 1	0- 4	1- 2			
0- 1	0- 0	0- 0	NEUTRAL	0- 1	0- 0	0- 0			
3- 10	0- 1	0- 0	NON-CONFERENCE	0- 4	0- 3	3- 2			
3- 4	0- 0	0- 0	HOME	0- 2	0- 1	3- 1			
0- 5	0- 1	0- 0	AWAY	0- 1	0- 2	0- 1			
0- 1	0- 0	0- 0	NEUTRAL	0- 1	0- 0	0- 0			
2- 5	0- 0	0- 0	CONFERENCE	0- 0	0- 3	2- 2			
1- 2	0- 0	0- 0	HOME	0- 0	0- 1	1- 1			
1- 3	0- 0	0- 0	AWAY	0- 0	0- 2	1- 1			
0- 0	0- 0	0- 0	NEUTRAL	0- 0	0- 0	0- 0			

RPI 1-25				RPI 26-50				RPI 51-100				RPI 101+ Team's RPI: 274			
RPI	S	Opponent	Score	RPI	S	Opponent	Score	RPI	S	Opponent	Score	RPI	S	Opponent	Score
15	A	UCF	48 70					54	H	Ohio	58 109	102	H	Drexel	35 58
								65	A	Quinnipiac	48 65	103	A	Wake Forest	48 62
								69	N	Virginia Tech	57 85	123	A	Davidson	55 78
								98	H	Georgetown	53 73	124	H	VCU	43 68
												142	A	Fordham	48 60
												144	A	William & Mary	55 65
												155	A	Duquesne	54 80
												183	H	UMES	57 55
												199	H	Rhode Island	60 66
												245	H	Howard	67 60
												283	H	Saint Joseph's	46 45
												287	A	Fla. Atlantic	55 69
												288	A	La Salle	74 60
												307	H	Fairfield	40 58
												323	H	UNC Greensboro	59 48
LAST 12 Division I GAMES:															
155	A	Duquesne	54 80	288	A	La Salle	74 60								
123	A	Davidson	55 78	283	H	Saint Joseph's	46 45								
124	H	VCU	43 68	102	H	Drexel	35 58								
142	A	Fordham	48 60	54	H	Ohio	58 109								
199	H	Rhode Island	60 66	65	A	Quinnipiac	48 65								
323	H	UNC Greensboro	59 48	245	H	Howard	67 60								

Non-Div I Games:

Richmond

■ Loss,
 ■ Non-Conf,
 S Site,
 ■ Home
 ■ Away
 N Neutral

Average RPI Win: 270	WON-LOST	WINNING	LAST 10	STRENGTH OF	OPP. STRENGTH	TEAM	ADJ.	CONF.	ADJ CONF.
Average RPI Loss: 161	RECORD	PCT. RANK	GAMES	SCHEDULE	OF SCHEDULE	RPI	RPI	RPI	RPI
DIV. I ONLY	11- 8	124	0- 1	306	240	197	197	26	26
DIV. I NON-CONF.	4- 7	228	0- 1	236	190	248	248	28	28
TOTALS	RPI 1-25	RPI 26-50	W-L RECORDS	RPI 51-100	RPI 101-150	RPI 150+			
11- 8	0- 0	0- 1	OVERALL	0- 3	0- 0	11- 4			
4- 4	0- 0	0- 0	HOME	0- 2	0- 0	4- 2			
7- 3	0- 0	0- 1	AWAY	0- 0	0- 0	7- 2			
0- 1	0- 0	0- 0	NEUTRAL	0- 1	0- 0	0- 0			
4- 7	0- 0	0- 1	NON-CONFERENCE	0- 3	0- 0	4- 3			
2- 3	0- 0	0- 0	HOME	0- 2	0- 0	2- 1			
2- 3	0- 0	0- 1	AWAY	0- 0	0- 0	2- 2			
0- 1	0- 0	0- 0	NEUTRAL	0- 1	0- 0	0- 0			
7- 1	0- 0	0- 0	CONFERENCE	0- 0	0- 0	7- 1			
2- 1	0- 0	0- 0	HOME	0- 0	0- 0	2- 1			
5- 0	0- 0	0- 0	AWAY	0- 0	0- 0	5- 0			
0- 0	0- 0	0- 0	NEUTRAL	0- 0	0- 0	0- 0			

RPI S	Opponent	Score	RPI S	Opponent	Score	RPI S	Opponent	Score	RPI S	Opponent	Score	Team's RPI: 197
49	A Bucknell	59 80	85	N Boston College	61 112	154	A Marist	68 58	209	A Holy Cross	61 71	
			86	H Princeton	65 89	215	H Navy	60 66	216	A Binghamton	62 57	
			98	H Georgetown	49 79	220	H Mt. St. Mary's	85 67	250	A Monmouth	55 43	
						263	A Siena	55 52	273	A Vermont	49 54	
						276	H Canisius	49 62	283	A Saint Joseph's	56 54	
						305	H NJIT	67 46	307	H Fairfield	62 59	
						311	H Saint Peter's	60 38	327	A Iona	66 58	
						330	A Manhattan	73 63				
LAST 12 Division I GAMES:												
276	H Canisius	49 62	85	N Boston College	61 112							
330	A Manhattan	73 63	154	A Marist	68 58							
311	H Saint Peter's	60 38	307	H Fairfield	62 59							
327	A Iona	66 58	98	H Georgetown	49 79							
263	A Siena	55 52	49	A Bucknell	59 80							
250	A Monmouth	55 43	216	A Binghamton	62 57							

Non-Div I Games:

Rider

■ Loss,
 ■ Non-Conf,
 ■ S Site,
 ■ H Home
 ■ A Away
 N Neutral

Average RPI Win:	297	WON-LOST	WINNING	LAST 10	STRENGTH OF	OPP. STRENGTH	TEAM	ADJ.	CONF.	ADJ CONF.
Average RPI Loss:	123	RECORD	PCT. RANK	GAMES	SCHEDULE	OF SCHEDULE	RPI	RPI	RPI	RPI
DIV. I ONLY	10- 8	133	0- 1	317	258	226	226	31	31	
DIV. I NON-CONF.	2- 8	293	0- 1	264	62	320	320	31	31	
TOTALS	RPI 1-25	RPI 26-50	W-L RECORDS	RPI 51-100	RPI 101-150	RPI 150+				
10- 8	0- 1	0- 1	OVERALL	0- 1	0- 2	10- 3				
6- 3	0- 0	0- 1	HOME	0- 1	0- 0	6- 1				
4- 4	0- 1	0- 0	AWAY	0- 0	0- 2	4- 1				
0- 1	0- 0	0- 0	NEUTRAL	0- 0	0- 0	0- 1				
2- 8	0- 1	0- 1	NON-CONFERENCE	0- 1	0- 2	2- 3				
2- 3	0- 0	0- 1	HOME	0- 1	0- 0	2- 1				
0- 4	0- 1	0- 0	AWAY	0- 0	0- 2	0- 1				
0- 1	0- 0	0- 0	NEUTRAL	0- 0	0- 0	0- 1				
8- 0	0- 0	0- 0	CONFERENCE	0- 0	0- 0	8- 0				
4- 0	0- 0	0- 0	HOME	0- 0	0- 0	4- 0				
4- 0	0- 0	0- 0	AWAY	0- 0	0- 0	4- 0				
0- 0	0- 0	0- 0	NEUTRAL	0- 0	0- 0	0- 0				

RPI 1-25				RPI 26-50				RPI 51-100				RPI 101+ Team's RPI: 226			
RPI	S	Opponent	Score	RPI	S	Opponent	Score	RPI	S	Opponent	Score	RPI	S	Opponent	Score
11	A	Iowa	63 92	45	H	James Madison	36 59	89	H	Kent St.	46 54	104	A	Loyola Marymount	53 61
												120	A	Youngstown St.	59 69
												199	H	Rhode Island	41 46
												200	N	SMU	55 60
												217	A	Bowling Green	60 61
												220	H	Mt. St. Mary's	70 58
												233	H	Sacred Heart	64 46
												272	A	St. Francis Brooklyn	75 56
												288	H	La Salle	67 39
												292	A	Bryant	60 57
												303	A	Central Conn. St.	64 57
												325	H	Wagner	69 46
												342	H	Fairleigh Dickinson	71 49
												347	H	Delaware St.	64 63
												351	A	LIU Brooklyn	89 37
LAST 12 Division I GAMES:															
325	H	Wagner	69 46	104	A	Loyola Marymount	53 61								
303	A	Central Conn. St.	64 57	233	H	Sacred Heart	64 46								
292	A	Bryant	60 57	220	H	Mt. St. Mary's	70 58								
351	A	LIU Brooklyn	89 37	45	H	James Madison	36 59								
272	A	St. Francis Brooklyn	75 56	347	H	Delaware St.	64 63								
342	H	Fairleigh Dickinson	71 49	89	H	Kent St.	46 54								

Non-Div I Games: Pitt.-Johnstown 73 53

Robert Morris

■ Loss,
 ■ Non-Conf,
 ■ S Site,
 ■ H Home
 ■ A Away
 N Neutral

Average RPI Win: 131		WON-LOST	WINNING	LAST 10	STRENGTH OF	OPP. STRENGTH	TEAM	ADJ.	CONF.	ADJ CONF.
Average RPI Loss: 28		RECORD	PCT. RANK	GAMES	SCHEDULE	OF SCHEDULE	RPI	RPI	RPI	RPI
DIV. I ONLY		17- 4	27	1- 0	30	31	14	14	4	4
DIV. I NON-CONF.		8- 3	72	1- 1	99	75	56	56	6	6
TOTALS		RPI 1-25	RPI 26-50		W-L RECORDS		RPI 51-100	RPI 101-150	RPI 150+	
17- 4	2- 3	2- 0		OVERALL		6- 1	0- 0		7- 0	
11- 0	1- 0	2- 0		HOME		3- 0	0- 0		5- 0	
5- 2	1- 1	0- 0		AWAY		3- 1	0- 0		1- 0	
1- 2	0- 2	0- 0		NEUTRAL		0- 0	0- 0		1- 0	
8- 3	0- 2	0- 0		NON-CONFERENCE		2- 1	0- 0		6- 0	
6- 0	0- 0	0- 0		HOME		1- 0	0- 0		5- 0	
1- 1	0- 0	0- 0		AWAY		1- 1	0- 0		0- 0	
1- 2	0- 2	0- 0		NEUTRAL		0- 0	0- 0		1- 0	
9- 1	2- 1	2- 0		CONFERENCE		4- 0	0- 0		1- 0	
5- 0	1- 0	2- 0		HOME		2- 0	0- 0		0- 0	
4- 1	1- 1	0- 0		AWAY		2- 0	0- 0		1- 0	
0- 0	0- 0	0- 0		NEUTRAL		0- 0	0- 0		0- 0	

RPI	S	Opponent	Score	RPI	S	Opponent	Score	RPI	S	Opponent	Score	RPI	S	Opponent	Score
11	A	Iowa	66 72	34	H	Indiana	69 64	55	H	LSU	57 43	166	H	Stony Brook	61 47
13	N	Gonzaga	40 57	40	H	Purdue	65 63	62	A	Harvard	60 49	187	A	Illinois	71 60
18	A	Maryland	73 65					69	A	Virginia Tech	51 67	223	H	Brown	73 52
19	N	Drake	59 69					82	H	Northwestern	45 41	239	H	Saint Francis (PA)	96 52
22	H	Michigan St.	76 62					87	A	Nebraska	62 56	248	N	ETSU	68 44
								100	A	Penn St.	69 61	259	H	Albany (NY)	65 39
								100	H	Penn St.	74 61	303	H	Central Conn. St.	73 44
LAST 12 Division I GAMES:															
34	H	Indiana	69 64	248	N	ETSU	68 44								
100	A	Penn St.	69 61	13	N	Gonzaga	40 57								
11	A	Iowa	66 72	187	A	Illinois	71 60								
22	H	Michigan St.	76 62	100	H	Penn St.	74 61								
40	H	Purdue	65 63	223	H	Brown	73 52								
87	A	Nebraska	62 56	18	A	Maryland	73 65								

Non-Div I Games:

Rutgers

■ Loss,
 ■ Non-Conf, S Site,
 ■ Home
 ■ Away
 N Neutral

SFA				STRENGTH OF SCHEDULE	OPP. STRENGTH OF SCHEDULE	TEAM RPI	ADJ. RPI	CONF. RPI	ADJ CONF. RPI
Average RPI Win:	231	WON-LOST RECORD	WINNING PCT. RANK						
Average RPI Loss:	75		LAST 10 GAMES						
DIV. I ONLY	13- 3	26	0- 1	219	261	68	68	27	27
DIV. I NON-CONF.	6- 3	91	0- 1	71	189	57	57	23	23

TOTALS	RPI 1-25	RPI 26-50	W-L RECORDS	RPI 51-100	RPI 101-150	RPI 150+			
13- 3	0- 1	0- 1	OVERALL	1- 0	1- 0	11- 1			
8- 0	0- 0	0- 0	HOME	1- 0	1- 0	6- 0			
4- 3	0- 1	0- 1	AWAY	0- 0	0- 0	4- 1			
1- 0	0- 0	0- 0	NEUTRAL	0- 0	0- 0	1- 0			
6- 3	0- 1	0- 1	NON-CONFERENCE	1- 0	1- 0	4- 1			
5- 0	0- 0	0- 0	HOME	1- 0	1- 0	3- 0			
0- 3	0- 1	0- 1	AWAY	0- 0	0- 0	0- 1			
1- 0	0- 0	0- 0	NEUTRAL	0- 0	0- 0	1- 0			
7- 0	0- 0	0- 0	CONFERENCE	0- 0	0- 0	7- 0			
3- 0	0- 0	0- 0	HOME	0- 0	0- 0	3- 0			
4- 0	0- 0	0- 0	AWAY	0- 0	0- 0	4- 0			
0- 0	0- 0	0- 0	NEUTRAL	0- 0	0- 0	0- 0			

RPI 1-25				RPI 26-50				RPI 51-100 Team's RPI: 68				RPI 101+			
RPI	S	Opponent	Score	RPI	S	Opponent	Score	RPI	S	Opponent	Score	RPI	S	Opponent	Score
25	A	Miami (FL)	60 81	44	A	New Mexico	33 74	95	H	Yale	67 57	140	H	Montana St.	60 53
												152	H	Tulsa	76 34
												156	A	Texas Tech	69 77
												162	A	Abilene Christian	71 55
												189	N	Hampton	70 68
												201	H	Nicholls St.	70 62
												222	H	Texas Southern	74 55
												264	A	Southeastern La.	62 51
												296	A	Central Ark.	59 53
												313	H	New Orleans	97 38
												318	A	Incarinate Word	66 56
												321	H	Morgan St.	69 42
												331	H	Northwestern St.	84 56
LAST 12 Division I GAMES:															
296	A	Central Ark.	59 53	44	A	New Mexico	33 74	95	H	Yale	67 57	140	H	Montana St.	60 53
162	A	Abilene Christian	71 55	95	H	Yale	67 57	264	A	Southeastern La.	62 51	189	N	Hampton	70 68
318	A	Incarinate Word	66 56	264	A	Southeastern La.	62 51	222	H	Texas Southern	74 55	313	H	New Orleans	97 38
313	H	New Orleans	97 38	189	N	Hampton	70 68	331	H	Northwestern St.	84 56	201	H	Nicholls St.	70 62
331	H	Northwestern St.	84 56	222	H	Texas Southern	74 55								
201	H	Nicholls St.	70 62	140	H	Montana St.	60 53								

Non-Div I Games: Wiley 97 38 Cameron 86 59 Our Lady of the Lak93 77

SFA

Loss, Non-Conf, S Site, H Home A Away N Neutral

Average RPI Win:	285	WON-LOST	WINNING	LAST 10	STRENGTH OF	OPP. STRENGTH	TEAM	ADJ.	CONF.	ADJ CONF.
Average RPI Loss:	154	RECORD	PCT. RANK	GAMES	SCHEDULE	OF SCHEDULE	RPI	RPI	RPI	RPI
DIV. I ONLY	8- 11	217	0- 1	263	298	212	212	20	20	
DIV. I NON-CONF.	4- 6	212	0- 0	311	260	239	239	20	20	
TOTALS	RPI 1-25	RPI 26-50	W-L RECORDS	RPI 51-100	RPI 101-150	RPI 150+				
8- 11	0- 0	0- 1	OVERALL	0- 1	0- 3	8- 6				
3- 2	0- 0	0- 0	HOME	0- 0	0- 1	3- 1				
5- 8	0- 0	0- 1	AWAY	0- 0	0- 2	5- 5				
0- 1	0- 0	0- 0	NEUTRAL	0- 1	0- 0	0- 0				
4- 6	0- 0	0- 1	NON-CONFERENCE	0- 1	0- 0	4- 4				
1- 0	0- 0	0- 0	HOME	0- 0	0- 0	1- 0				
3- 5	0- 0	0- 1	AWAY	0- 0	0- 0	3- 4				
0- 1	0- 0	0- 0	NEUTRAL	0- 1	0- 0	0- 0				
4- 5	0- 0	0- 0	CONFERENCE	0- 0	0- 3	4- 2				
2- 2	0- 0	0- 0	HOME	0- 0	0- 1	2- 1				
2- 3	0- 0	0- 0	AWAY	0- 0	0- 2	2- 1				
0- 0	0- 0	0- 0	NEUTRAL	0- 0	0- 0	0- 0				

RPI 1-25			RPI 26-50			RPI 51-100			RPI 101+			Team's RPI: 212
RPI	S	Opponent	Score	RPI	S	Opponent	Score	RPI	S	Opponent	Score	
				35	A	Missouri	36 59	76	N	Missouri St.	65 68	
								122	H	Morehead St.	67 73	
								129	A	UT Martin	55 68	
								141	A	Tennessee Tech	55 79	
								187	A	Illinois	57 74	
								192	H	Illinois St.	68 61	
								194	A	Saint Louis	56 63	
								196	A	Southeast Mo. St.	58 63	
								196	H	Southeast Mo. St.	52 62	
								204	A	UMKC	75 80	
								210	A	Loyola Chicago	43 56	
								230	A	Jacksonville St.	51 47	
								270	A	Eastern Ill.	65 56	
								278	H	Austin Peay	69 68	
								291	H	Murray St.	71 54	
								333	A	Purdue Fort Wayne	57 49	
								337	A	Evansville	54 45	
								345	A	Chicago St.	82 66	
LAST 12 Division I GAMES:												
				196	A	Southeast Mo. St.	58 63	122	H	Morehead St.	67 73	
				291	H	Murray St.	71 54	129	A	UT Martin	55 68	
				278	H	Austin Peay	69 68	196	H	Southeast Mo. St.	52 62	
				230	A	Jacksonville St.	51 47	76	N	Missouri St.	65 68	
				141	A	Tennessee Tech	55 79	204	A	UMKC	75 80	
				270	A	Eastern Ill.	65 56	187	A	Illinois	57 74	

Non-Div I Games: McKendree 64 63

SIUE

■ Loss,
 ■ Non-Conf,
 ■ S Site,
 ■ Home
 ■ A Away
 N Neutral

SMU				STRENGTH OF SCHEDULE	OPP. STRENGTH OF SCHEDULE	TEAM RPI	ADJ. RPI	CONF. RPI	ADJ CONF. RPI
Average RPI Win:	248	WON-LOST RECORD	WINNING PCT. RANK						
Average RPI Loss:	95		LAST 10 GAMES						
DIV. I ONLY	8- 12	228	1- 0	93	161	200	200	9	9
DIV. I NON-CONF.	6- 7	172	1- 0	198	262	238	238	9	9

TOTALS	RPI 1-25	RPI 26-50	W-L RECORDS	RPI 51-100	RPI 101-150	RPI 150+			
8- 12	0- 2	0- 1	OVERALL	0- 3	0- 5	8- 1			
6- 6	0- 0	0- 0	HOME	0- 1	0- 4	6- 1			
0- 6	0- 2	0- 1	AWAY	0- 2	0- 1	0- 0			
2- 0	0- 0	0- 0	NEUTRAL	0- 0	0- 0	2- 0			
6- 7	0- 0	0- 1	NON-CONFERENCE	0- 1	0- 4	6- 1			
4- 4	0- 0	0- 0	HOME	0- 0	0- 3	4- 1			
0- 3	0- 0	0- 1	AWAY	0- 1	0- 1	0- 0			
2- 0	0- 0	0- 0	NEUTRAL	0- 0	0- 0	2- 0			
2- 5	0- 2	0- 0	CONFERENCE	0- 2	0- 1	2- 0			
2- 2	0- 0	0- 0	HOME	0- 1	0- 1	2- 0			
0- 3	0- 2	0- 0	AWAY	0- 1	0- 0	0- 0			
0- 0	0- 0	0- 0	NEUTRAL	0- 0	0- 0	0- 0			

RPI 1-25				RPI 26-50				RPI 51-100				RPI 101+ Team's RPI: 200			
RPI	S	Opponent	Score	RPI	S	Opponent	Score	RPI	S	Opponent	Score	RPI	S	Opponent	Score
7	A	UConn	39 79	48	A	Rice	52 66	51	A	TCU	63 65	107	H	Alabama	61 62
15	A	UCF	43 55					78	A	Cincinnati	57 69	112	H	Tulane	43 61
								92	H	Houston	61 72	113	H	UT Arlington	41 66
												117	A	Northern Colo.	57 58
												138	H	Oklahoma	61 77
												165	H	South Fla.	46 44
												186	H	North Texas	73 66
												226	N	Robert Morris	60 55
												247	H	Wichita St.	78 50
												252	N	Northern Ariz.	55 48
												264	H	Southeastern La.	62 63
												286	H	CSU Bakersfield	49 43
												308	H	La.-Monroe	49 38
												315	H	Mississippi Val.	62 47
LAST 12 Division I GAMES:															
7	A	UConn	39 79	252	N	Northern Ariz.	55 48								
15	A	UCF	43 55	165	H	South Fla.	46 44								
247	H	Wichita St.	78 50	113	H	UT Arlington	41 66								
112	H	Tulane	43 61	138	H	Oklahoma	61 77								
92	H	Houston	61 72	286	H	CSU Bakersfield	49 43								
78	A	Cincinnati	57 69	48	A	Rice	52 66								

Non-Div I Games:

SMU

■ Loss,
 ■ Non-Conf,
 ■ S Site,
 ■ H Home
 ■ A Away
 N Neutral

Average RPI Win:	234	WON-LOST	WINNING	LAST 10	STRENGTH OF	OPP. STRENGTH	TEAM	ADJ.	CONF.	ADJ CONF.
Average RPI Loss:	122	RECORD	PCT. RANK	GAMES	SCHEDULE	OF SCHEDULE	RPI	RPI	RPI	RPI
DIV. I ONLY	6- 10	238	1- 0	183	169	240	240	16	16	
DIV. I NON-CONF.	3- 4	199	1- 0	144	256	216	216	12	12	
TOTALS	RPI 1-25	RPI 26-50	W-L RECORDS	RPI 51-100	RPI 101-150	RPI 150+				
6- 10	0- 0	0- 1	OVERALL	0- 3	0- 4	6- 2				
3- 5	0- 0	0- 0	HOME	0- 2	0- 2	3- 1				
1- 4	0- 0	0- 1	AWAY	0- 1	0- 2	1- 0				
2- 1	0- 0	0- 0	NEUTRAL	0- 0	0- 0	2- 1				
3- 4	0- 0	0- 1	NON-CONFERENCE	0- 1	0- 0	3- 2				
1- 2	0- 0	0- 0	HOME	0- 1	0- 0	1- 1				
0- 1	0- 0	0- 1	AWAY	0- 0	0- 0	0- 0				
2- 1	0- 0	0- 0	NEUTRAL	0- 0	0- 0	2- 1				
3- 6	0- 0	0- 0	CONFERENCE	0- 2	0- 4	3- 0				
2- 3	0- 0	0- 0	HOME	0- 1	0- 2	2- 0				
1- 3	0- 0	0- 0	AWAY	0- 1	0- 2	1- 0				
0- 0	0- 0	0- 0	NEUTRAL	0- 0	0- 0	0- 0				

RPI 1-25				RPI 26-50				RPI 51-100				RPI 101+				Team's RPI: 240	
RPI	S	Opponent	Score	RPI	S	Opponent	Score	RPI	S	Opponent	Score	RPI	S	Opponent	Score		
				44	A	New Mexico	53 85	82	H	UC Davis	60 109	105	A	Idaho	66 104		
								96	A	Idaho St.	43 73	117	A	Northern Colo.	69 82		
								96	H	Idaho St.	42 56	137	H	Montana	86 88		
												140	H	Montana St.	53 69		
												151	N	Pepperdine	97 113		
												187	N	Illinois	109 107		
												189	N	Hampton	65 61		
												203	A	Eastern Wash.	73 70		
												252	H	Northern Ariz.	65 61		
												253	H	Southern Utah	77 76		
												254	H	San Francisco	75 86		
												317	H	Cal Poly	88 85		
LAST 12 Division I GAMES:																	
203	A	Eastern Wash.	73 70	189	N	Hampton	65 61	96	H	Idaho St.	42 56	137	H	Montana	86 88		
105	A	Idaho	66 104	96	A	Idaho St.	43 73	44	A	New Mexico	53 85	82	H	UC Davis	60 109		
253	H	Southern Utah	77 76	140	H	Montana St.	53 69										

Non-Div I Games: Antelope Valley 86 80

Sacramento St.

Average RPI Win: 302		WON-LOST	WINNING	LAST 10	STRENGTH OF		OPP. STRENGTH	TEAM	ADJ.	CONF.	ADJ CONF.
Average RPI Loss: 180		RECORD	PCT. RANK	GAMES	SCHEDULE		OF SCHEDULE	RPI	RPI	RPI	RPI
DIV. I ONLY		10- 9	152	0- 1	318		320	233	233	31	31
DIV. I NON-CONF.		4- 7	228	0- 0	249		261	237	237	31	31
TOTALS		RPI 1-25	RPI 26-50		W-L RECORDS		RPI 51-100	RPI 101-150		RPI 150+	
10- 9	0- 0	0- 1		OVERALL		0- 1	0- 1		10- 6		
5- 3	0- 0	0- 0		HOME		0- 0	0- 0		5- 3		
5- 6	0- 0	0- 1		AWAY		0- 1	0- 1		5- 3		
0- 0	0- 0	0- 0		NEUTRAL		0- 0	0- 0		0- 0		
4- 7	0- 0	0- 1		NON-CONFERENCE		0- 1	0- 1		4- 4		
1- 3	0- 0	0- 0		HOME		0- 0	0- 0		1- 3		
3- 4	0- 0	0- 1		AWAY		0- 1	0- 1		3- 1		
0- 0	0- 0	0- 0		NEUTRAL		0- 0	0- 0		0- 0		
6- 2	0- 0	0- 0		CONFERENCE		0- 0	0- 0		6- 2		
4- 0	0- 0	0- 0		HOME		0- 0	0- 0		4- 0		
2- 2	0- 0	0- 0		AWAY		0- 0	0- 0		2- 2		
0- 0	0- 0	0- 0		NEUTRAL		0- 0	0- 0		0- 0		

RPI 1-25				RPI 26-50				RPI 51-100				RPI 101+ Team's RPI: 233			
RPI	S	Opponent	Score	RPI	S	Opponent	Score	RPI	S	Opponent	Score	RPI	S	Opponent	Score
				32	A	Kentucky	43 71	90	A	Providence	52 62	133	A	Lehigh	66 70
												166	H	Stony Brook	58 73
												198	A	Massachusetts	61 78
												226	A	Robert Morris	46 64
												234	A	Hofstra	70 64
												239	A	Saint Francis (PA)	68 85
												250	H	Monmouth	50 55
												263	H	Siena	72 50
												272	A	St. Francis Brooklyn	68 66
												283	H	Saint Joseph's	44 61
												292	H	Bryant	49 48
												303	H	Central Conn. St.	66 61
												325	A	Wagner	80 68
												325	H	Wagner	72 64
												328	A	New Hampshire	71 60
												330	A	Manhattan	74 46
												351	H	LIU Brooklyn	75 53
LAST 12 Division I GAMES:															
				325	H	Wagner	72 64	226	A	Robert Morris	46 64				
				272	A	St. Francis Brooklyn	68 66	239	A	Saint Francis (PA)	68 85				
				292	H	Bryant	49 48	32	A	Kentucky	43 71				
				325	A	Wagner	80 68	283	H	Saint Joseph's	44 61				
				351	H	LIU Brooklyn	75 53	330	A	Manhattan	74 46				
				303	H	Central Conn. St.	66 61	133	A	Lehigh	66 70				

Non-Div I Games:

Sacred Heart

Loss, Non-Conf, S Site, H Home A Away N Neutral

Average RPI Win:	277	WON-LOST	WINNING	LAST 10	STRENGTH OF	OPP. STRENGTH	TEAM	ADJ.	CONF.	ADJ CONF.
Average RPI Loss:	149	RECORD	PCT. RANK	GAMES	SCHEDULE	OF SCHEDULE	RPI	RPI	RPI	RPI
DIV. I ONLY	7- 12	241	0- 1	187	278	239	239	31	31	
DIV. I NON-CONF.	2- 9	297	0- 1	37	125	205	205	31	31	
TOTALS	RPI 1-25	RPI 26-50	W-L RECORDS	RPI 51-100	RPI 101-150	RPI 150+				
7- 12	0- 2	0- 0	OVERALL	0- 2	1- 3	6- 5				
5- 2	0- 0	0- 0	HOME	0- 1	1- 0	4- 1				
2- 8	0- 2	0- 0	AWAY	0- 0	0- 2	2- 4				
0- 2	0- 0	0- 0	NEUTRAL	0- 1	0- 1	0- 0				
2- 9	0- 2	0- 0	NON-CONFERENCE	0- 2	1- 3	1- 2				
1- 2	0- 0	0- 0	HOME	0- 1	1- 0	0- 1				
1- 5	0- 2	0- 0	AWAY	0- 0	0- 2	1- 1				
0- 2	0- 0	0- 0	NEUTRAL	0- 1	0- 1	0- 0				
5- 3	0- 0	0- 0	CONFERENCE	0- 0	0- 0	5- 3				
4- 0	0- 0	0- 0	HOME	0- 0	0- 0	4- 0				
1- 3	0- 0	0- 0	AWAY	0- 0	0- 0	1- 3				
0- 0	0- 0	0- 0	NEUTRAL	0- 0	0- 0	0- 0				

RPI 1-25				RPI 26-50				RPI 51-100				RPI 101+ Team's RPI: 239			
RPI	S	Opponent	Score	RPI	S	Opponent	Score	RPI	S	Opponent	Score	RPI	S	Opponent	Score
2	A	Baylor	58 116					57	N	Boise St.	64 78	115	A	Pittsburgh	75 78
14	A	Rutgers	52 96					91	H	FGCU	69 83	120	A	Youngstown St.	56 80
												122	H	Morehead St.	89 83
												137	N	Montana	77 79
												155	H	Duquesne	73 93
												220	H	Mt. St. Mary's	68 66
												229	A	Liberty	53 82
												233	H	Sacred Heart	85 68
												272	A	St. Francis Brooklyn	65 78
												292	A	Bryant	63 66
												303	A	Central Conn. St.	62 73
												325	H	Wagner	107 70
												342	H	Fairleigh Dickinson	75 64
												348	A	Longwood	91 88
												351	A	LIU Brooklyn	80 66
LAST 12 Division I GAMES:															
233	H	Sacred Heart	85 68	137	N	Montana	77 79								
292	A	Bryant	63 66	325	H	Wagner	107 70								
303	A	Central Conn. St.	62 73	342	H	Fairleigh Dickinson	75 64								
272	A	St. Francis Brooklyn	65 78	115	A	Pittsburgh	75 78								
351	A	LIU Brooklyn	80 66	122	H	Morehead St.	89 83								
220	H	Mt. St. Mary's	68 66	57	N	Boise St.	64 78								

Non-Div I Games: Seton Hill 86 74

Saint Francis (PA)

■ Loss,
 ■ Non-Conf,
 ■ S Site,
 ■ H Home
 ■ A Away
 N Neutral

Saint Joseph's

Through Games Of Feb. 1, 2019

Average RPI Win:	251	WON-LOST	WINNING	LAST 10	STRENGTH OF	OPP. STRENGTH	TEAM	ADJ.	CONF.	ADJ CONF.
Average RPI Loss:	146	RECORD	PCT. RANK	GAMES	SCHEDULE	OF SCHEDULE	RPI	RPI	RPI	RPI
DIV. I ONLY	6- 14	275	1- 0	217	175	283	283	17	17	
DIV. I NON-CONF.	4- 9	252	1- 0	158	217	267	267	16	16	
TOTALS	RPI 1-25	RPI 26-50	W-L RECORDS	RPI 51-100	RPI 101-150	RPI 150+				
6- 14	0- 0	0- 1	OVERALL	0- 2	0- 4	6- 7				
5- 6	0- 0	0- 1	HOME	0- 1	0- 1	5- 3				
1- 8	0- 0	0- 0	AWAY	0- 1	0- 3	1- 4				
0- 0	0- 0	0- 0	NEUTRAL	0- 0	0- 0	0- 0				
4- 9	0- 0	0- 1	NON-CONFERENCE	0- 2	0- 2	4- 4				
3- 5	0- 0	0- 1	HOME	0- 1	0- 1	3- 2				
1- 4	0- 0	0- 0	AWAY	0- 1	0- 1	1- 2				
0- 0	0- 0	0- 0	NEUTRAL	0- 0	0- 0	0- 0				
2- 5	0- 0	0- 0	CONFERENCE	0- 0	0- 2	2- 3				
2- 1	0- 0	0- 0	HOME	0- 0	0- 0	2- 1				
0- 4	0- 0	0- 0	AWAY	0- 0	0- 2	0- 2				
0- 0	0- 0	0- 0	NEUTRAL	0- 0	0- 0	0- 0				

RPI 1-25				RPI 26-50				RPI 51-100				RPI 101+				Team's RPI: 283	
RPI	S	Opponent	Score	RPI	S	Opponent	Score	RPI	S	Opponent	Score	RPI	S	Opponent	Score		
				39	H	Villanova	35 47					102	A	Drexel	34 51		
								53	H	Auburn	70 81	111	A	Dayton	65 72		
								81	A	Penn	45 65	121	H	Towson	52 73		
												124	A	VCU	40 59		
												155	A	Duquesne	73 81		
												172	A	Delaware	39 48		
												194	H	Saint Louis	49 62		
												197	H	Rider	54 56		
												202	H	Temple	52 58		
												208	H	St. Bonaventure	66 41		
												215	A	Navy	48 49		
												221	H	Niagara	68 54		
												233	A	Sacred Heart	61 44		
												260	H	Columbia	68 61		
												274	A	Richmond	45 46		
												288	H	La Salle	60 57		
												298	H	Loyola Maryland	49 46		
LAST 12 Division I GAMES:																	
				274	A	Richmond	45 46					298	H	Loyola Maryland	49 46		
				288	H	La Salle	60 57					111	A	Dayton	65 72		
				155	A	Duquesne	73 81					215	A	Navy	48 49		
				208	H	St. Bonaventure	66 41					172	A	Delaware	39 48		
				194	H	Saint Louis	49 62					233	A	Sacred Heart	61 44		
				124	A	VCU	40 59					121	H	Towson	52 73		

Non-Div I Games:

Saint Joseph's

■ Loss,
 ■ Non-Conf,
 ■ S Site,
 ■ H Home
 ■ A Away
 N Neutral

Average RPI Win:	208	WON-LOST	WINNING	LAST 10	STRENGTH OF	OPP. STRENGTH	TEAM	ADJ.	CONF.	ADJ CONF.
Average RPI Loss:	127	RECORD	PCT. RANK	GAMES	SCHEDULE	OF SCHEDULE	RPI	RPI	RPI	RPI
DIV. I ONLY	9- 12	212	1- 0	186	105	194	194	17	17	
DIV. I NON-CONF.	5- 8	224	1- 0	200	39	214	214	16	16	
TOTALS	RPI 1-25	RPI 26-50	W-L RECORDS	RPI 51-100	RPI 101-150	RPI 150+				
9- 12	0- 1	0- 1	OVERALL	0- 2	2- 3	7- 5				
4- 6	0- 1	0- 1	HOME	0- 1	1- 1	3- 2				
5- 4	0- 0	0- 0	AWAY	0- 0	1- 1	4- 3				
0- 2	0- 0	0- 0	NEUTRAL	0- 1	0- 1	0- 0				
5- 8	0- 1	0- 1	NON-CONFERENCE	0- 2	1- 1	4- 3				
2- 4	0- 1	0- 1	HOME	0- 1	0- 0	2- 1				
3- 2	0- 0	0- 0	AWAY	0- 0	1- 0	2- 2				
0- 2	0- 0	0- 0	NEUTRAL	0- 1	0- 1	0- 0				
4- 4	0- 0	0- 0	CONFERENCE	0- 0	1- 2	3- 2				
2- 2	0- 0	0- 0	HOME	0- 0	1- 1	1- 1				
2- 2	0- 0	0- 0	AWAY	0- 0	0- 1	2- 1				
0- 0	0- 0	0- 0	NEUTRAL	0- 0	0- 0	0- 0				

RPI 1-25				RPI 26-50				RPI 51-100				RPI 101+ Team's RPI: 194			
RPI	S	Opponent	Score	RPI	S	Opponent	Score	RPI	S	Opponent	Score	RPI	S	Opponent	Score
7	H	UConn	42 98	35	H	Missouri	62 74	78	H	Cincinnati	50 51	101	A	Virginia	67 65
								95	N	Yale	52 58	111	H	Dayton	68 65
												124	A	VCU	47 57
												126	N	Chattanooga	61 71
												142	H	Fordham	53 56
												152	A	Tulsa	75 86
												159	H	Southern Ill.	62 58
												173	H	Indiana St.	56 60
												192	A	Illinois St.	67 72
												193	H	George Mason	60 53
												198	A	Massachusetts	66 70
												199	H	Rhode Island	56 68
												208	A	St. Bonaventure	62 45
												212	H	SIUE	63 56
												283	A	Saint Joseph's	62 49
												287	A	Fla. Atlantic	93 61
												322	A	Eastern Ky.	70 43
LAST 12 Division I GAMES:															
124	A	VCU	47 57	287	A	Fla. Atlantic	93 61								
111	H	Dayton	68 65	193	H	George Mason	60 53								
208	A	St. Bonaventure	62 45	198	A	Massachusetts	66 70								
199	H	Rhode Island	56 68	95	N	Yale	52 58								
142	H	Fordham	53 56	192	A	Illinois St.	67 72								
283	A	Saint Joseph's	62 49	35	H	Missouri	62 74								

Non-Div I Games:

Saint Louis

Saint Mary's (CA)

Through Games Of Feb. 1, 2019

Average RPI Win:	174	WON-LOST	WINNING	LAST 10	STRENGTH OF	OPP. STRENGTH	TEAM	ADJ.	CONF.	ADJ CONF.
Average RPI Loss:	38	RECORD	PCT. RANK	GAMES	SCHEDULE	OF SCHEDULE	RPI	RPI	RPI	RPI
DIV. I ONLY	14- 7	79	1- 0	64	74	47	47	7	7	
DIV. I NON-CONF.	7- 4	109	1- 0	53	53	50	50	7	7	
TOTALS	RPI 1-25	RPI 26-50	W-L RECORDS	RPI 51-100	RPI 101-150	RPI 150+				
14- 7	0- 3	1- 2	OVERALL	1- 2	3- 0	9- 0				
6- 3	0- 2	1- 1	HOME	0- 0	1- 0	4- 0				
6- 4	0- 1	0- 1	AWAY	0- 2	2- 0	4- 0				
2- 0	0- 0	0- 0	NEUTRAL	1- 0	0- 0	1- 0				
7- 4	0- 2	1- 1	NON-CONFERENCE	1- 1	1- 0	4- 0				
2- 2	0- 2	1- 0	HOME	0- 0	0- 0	1- 0				
3- 2	0- 0	0- 1	AWAY	0- 1	1- 0	2- 0				
2- 0	0- 0	0- 0	NEUTRAL	1- 0	0- 0	1- 0				
7- 3	0- 1	0- 1	CONFERENCE	0- 1	2- 0	5- 0				
4- 1	0- 0	0- 1	HOME	0- 0	1- 0	3- 0				
3- 2	0- 1	0- 0	AWAY	0- 1	1- 0	2- 0				
0- 0	0- 0	0- 0	NEUTRAL	0- 0	0- 0	0- 0				

RPI 1-25				RPI 26-50				Team's RPI: 47		RPI 51-100				RPI 101+			
RPI	S	Opponent	Score	RPI	S	Opponent	Score		RPI	S	Opponent	Score	RPI	S	Opponent	Score	
4	H	Oregon	55 79	29	H	BYU	73 74		61	N	Old Dominion	83 65	104	H	Loyola Marymount	86 62	
13	A	Gonzaga	62 74	38	A	Oregon St.	56 89		75	A	Pacific	67 76	114	A	Washington St.	70 64	
23	H	California	78 81	46	H	Wyoming	90 84		82	A	UC Davis	74 76	149	A	Santa Clara	83 59	
														151	H	Pepperdine	79 68
														158	A	Portland	98 91
														158	H	Portland	113 85
														177	N	Texas St.	89 62
														190	H	Milwaukee	73 71
														254	A	San Francisco	80 65
														257	H	San Diego	74 60
														306	A	UC Santa Barbara	80 55
														317	A	Cal Poly	69 51
LAST 12 Division I GAMES:																	
104	H	Loyola Marymount	86 62	61	N	Old Dominion	83 65										
151	H	Pepperdine	79 68	158	H	Portland	113 85										
149	A	Santa Clara	83 59	158	A	Portland	98 91										
254	A	San Francisco	80 65	13	A	Gonzaga	62 74										
29	H	BYU	73 74	75	A	Pacific	67 76										
257	H	San Diego	74 60	177	N	Texas St.	89 62										

Non-Div I Games:

Saint Mary's (CA)

■ Loss,
 ■ Non-Conf,
 ■ S Site,
 ■ Home
 ■ Away
 N Neutral

SUNSHINE FOOTBALL				THROUGH GAMES OF FEB. 17, 1919						
Average RPI Win:	326	WON-LOST	WINNING	LAST 10	STRENGTH OF	OPP. STRENGTH	TEAM	ADJ.	CONF.	ADJ CONF.
Average RPI Loss:	195	RECORD	PCT. RANK	GAMES	SCHEDULE	OF SCHEDULE	RPI	RPI	RPI	RPI
DIV. I ONLY	6- 13	266	0- 1	303	345	311	311	26	26	
DIV. I NON-CONF.	5- 6	177	0- 0	315	347	285	285	28	28	

TOTALS	RPI 1-25		RPI 26-50		W-L RECORDS		RPI 51-100		RPI 101-150	RPI 150+
6- 13	0- 0		0- 0		OVERALL		0- 3		0- 1	6- 9
4- 5	0- 0		0- 0		HOME		0- 0		0- 0	4- 5
2- 8	0- 0		0- 0		AWAY		0- 3		0- 1	2- 4
0- 0	0- 0		0- 0		NEUTRAL		0- 0		0- 0	0- 0
5- 6	0- 0		0- 0		NON-CONFERENCE		0- 2		0- 1	5- 3
4- 1	0- 0		0- 0		HOME		0- 0		0- 0	4- 1
1- 5	0- 0		0- 0		AWAY		0- 2		0- 1	1- 2
0- 0	0- 0		0- 0		NEUTRAL		0- 0		0- 0	0- 0
1- 7	0- 0		0- 0		CONFERENCE		0- 1		0- 0	1- 6
0- 4	0- 0		0- 0		HOME		0- 0		0- 0	0- 4
1- 3	0- 0		0- 0		AWAY		0- 1		0- 0	1- 2
0- 0	0- 0		0- 0		NEUTRAL		0- 0		0- 0	0- 0

RPI 1-25				RPI 26-50				RPI 51-100				RPI 101+				Team's RPI: 311	
RPI	S	Opponent	Score	RPI	S	Opponent	Score	RPI	S	Opponent	Score	RPI	S	Opponent	Score		
								65	A	Quinnipiac	45	90	118	A	Seton Hall	47	90
								85	A	Boston College	57	89	154	H	Marist	42	62
								95	A	Yale	56	72	197	A	Rider	38	60
													221	H	Niagara	66	75
													224	H	Cal St. Fullerton	45	69
													263	A	Siena	46	50
													263	H	Siena	57	84
													272	A	St. Francis Brooklyn	70	74
													276	H	Canisius	62	75
													297	A	UMass Lowell	57	59
													305	H	NJIT	70	57
													307	A	Fairfield	68	65
													324	A	Lafayette	62	60
													325	H	Wagner	69	57
													342	H	Fairleigh Dickinson	75	58
													351	H	LIU Brooklyn	86	59
LAST 12 Division I GAMES:																	
				197	A	Rider	38	60	263	A	Siena	46	50				
				307	A	Fairfield	68	65	154	H	Marist	42	62				
				276	H	Canisius	62	75	342	H	Fairleigh Dickinson	75	58				
				221	H	Niagara	66	75	272	A	St. Francis Brooklyn	70	74				
				65	A	Quinnipiac	45	90	224	H	Cal St. Fullerton	45	69				
				263	H	Siena	57	84	95	A	Yale	56	72				

Non-Div I Games:

Saint Peter's

Loss, Non-Conf, S Site, H Home A Away N Neutral

Average RPI Win:	281	WON-LOST	WINNING	LAST 10	STRENGTH OF	OPP. STRENGTH	TEAM	ADJ.	CONF.	ADJ CONF.
Average RPI Loss:	142	RECORD	PCT. RANK	GAMES	SCHEDULE	OF SCHEDULE	RPI	RPI	RPI	RPI
DIV. I ONLY	7- 8	198	1- 0	246	245	207	207	27	27	
DIV. I NON-CONF.	2- 5	264	0- 0	87	124	163	163	23	23	
TOTALS	RPI 1-25	RPI 26-50	W-L RECORDS	RPI 51-100	RPI 101-150	RPI 150+				
7- 8	0- 0	0- 0	OVERALL	0- 4	0- 0	7- 4				
3- 3	0- 0	0- 0	HOME	0- 1	0- 0	3- 2				
4- 4	0- 0	0- 0	AWAY	0- 2	0- 0	4- 2				
0- 1	0- 0	0- 0	NEUTRAL	0- 1	0- 0	0- 0				
2- 5	0- 0	0- 0	NON-CONFERENCE	0- 3	0- 0	2- 2				
0- 1	0- 0	0- 0	HOME	0- 0	0- 0	0- 1				
2- 3	0- 0	0- 0	AWAY	0- 2	0- 0	2- 1				
0- 1	0- 0	0- 0	NEUTRAL	0- 1	0- 0	0- 0				
5- 3	0- 0	0- 0	CONFERENCE	0- 1	0- 0	5- 2				
3- 2	0- 0	0- 0	HOME	0- 1	0- 0	3- 1				
2- 1	0- 0	0- 0	AWAY	0- 0	0- 0	2- 1				
0- 0	0- 0	0- 0	NEUTRAL	0- 0	0- 0	0- 0				

RPI 1-25			RPI 26-50			RPI 51-100			RPI 101+			Team's RPI: 207
RPI	S	Opponent	Score	RPI	S	Opponent	Score	RPI	S	Opponent	Score	
						51 A TCU	59 72	162 H Abilene Christian		79 91		
						55 A LSU	52 66	178 H Oral Roberts		62 73		
						66 H Lamar University	72 83	181 A Southern Miss.		65 61		
						97 N Troy	79 84	236 A Louisiana		68 62		
								247 A Wichita St.		55 63		
								264 H Southeastern La.		94 63		
								279 A A&M-Corpus Christi		61 76		
								296 H Central Ark.		66 62		
								318 A Incarnate Word		76 56		
								331 H Northwestern St.		66 55		
								338 A Houston Baptist		74 63		
LAST 12 Division I GAMES:												
331	H	Northwestern St.	66 55	264	H	Southeastern La.	94 63					
338	A	Houston Baptist	74 63	66	H	Lamar University	72 83					
279	A	A&M-Corpus Christi	61 76	51	A	TCU	59 72					
318	A	Incarnate Word	76 56	178	H	Oral Roberts	62 73					
296	H	Central Ark.	66 62	236	A	Louisiana	68 62					
162	H	Abilene Christian	79 91	181	A	Southern Miss.	65 61					

Non-Div I Games: UNKNOWN 94 46 Wiley 101 63 Jarvis Christian 100 55

Sam Houston St.

Loss, Non-Conf, S Site, H Home A Away N Neutral

Average RPI Win: 265		WON-LOST	WINNING	LAST 10	STRENGTH OF	OPP. STRENGTH	TEAM	ADJ.	CONF.	ADJ CONF.
Average RPI Loss: 160		RECORD	PCT. RANK	GAMES	SCHEDULE	OF SCHEDULE	RPI	RPI	RPI	RPI
DIV. I ONLY		5- 14	288	0- 1	201	214	249	249	25	25
DIV. I NON-CONF.		3- 10	278	0- 0	117	223	211	211	25	25
TOTALS	RPI 1-25	RPI 26-50		W-L RECORDS		RPI 51-100	RPI 101-150	RPI 150+		
5- 14	0- 0	0- 0		OVERALL		0- 3	0- 4	5- 7		
2- 2	0- 0	0- 0		HOME		0- 0	0- 2	2- 0		
3- 12	0- 0	0- 0		AWAY		0- 3	0- 2	3- 7		
0- 0	0- 0	0- 0		NEUTRAL		0- 0	0- 0	0- 0		
3- 10	0- 0	0- 0		NON-CONFERENCE		0- 3	0- 3	3- 4		
1- 1	0- 0	0- 0		HOME		0- 0	0- 1	1- 0		
2- 9	0- 0	0- 0		AWAY		0- 3	0- 2	2- 4		
0- 0	0- 0	0- 0		NEUTRAL		0- 0	0- 0	0- 0		
2- 4	0- 0	0- 0		CONFERENCE		0- 0	0- 1	2- 3		
1- 1	0- 0	0- 0		HOME		0- 0	0- 1	1- 0		
1- 3	0- 0	0- 0		AWAY		0- 0	0- 0	1- 3		
0- 0	0- 0	0- 0		NEUTRAL		0- 0	0- 0	0- 0		

RPI 1-25				RPI 26-50				RPI 51-100				RPI 101+				Team's RPI: 249	
RPI	S	Opponent	Score	RPI	S	Opponent	Score	RPI	S	Opponent	Score	RPI	S	Opponent	Score		
								53	A	Auburn	46	73	126	H	Chattanooga	63	73
								84	A	Oklahoma St.	62	82	129	A	UT Martin	68	89
								97	A	Troy	52	72	134	A	Colorado	39	81
													147	H	UAB	41	66
													168	A	Vanderbilt	52	77
													170	A	Mercer	68	76
													171	A	Denver	87	83
													181	A	Southern Miss.	40	76
													189	A	Hampton	57	64
													218	A	Memphis	48	53
													227	A	Furman	36	57
													243	A	Alabama St.	60	51
													248	H	ETSU	79	58
													323	A	UNC Greensboro	54	55
													329	H	Presbyterian	75	54
													334	A	Western Caro.	75	42
LAST 12 Division I GAMES:																	
				248	H	ETSU	79 58	227	A	Furman	36	57					
				334	A	Western Caro.	75 42	126	H	Chattanooga	63	73					
				323	A	UNC Greensboro	54 55	171	A	Denver	87	83					
				170	A	Mercer	68 76	53	A	Auburn	46	73					
				168	A	Vanderbilt	52 77	218	A	Memphis	48	53					
				134	A	Colorado	39 81	147	H	UAB	41	66					

Non-Div I Games:	Rhodes	71	54	Montevallo	73	47
------------------	--------	----	----	------------	----	----

Samford

■ Loss, ■ Non-Conf, S Site, H Home A Away N Neutral

Average RPI Win:	246	WON-LOST	WINNING	LAST 10	STRENGTH OF	OPP. STRENGTH	TEAM	ADJ.	CONF.	ADJ CONF.
Average RPI Loss:	127	RECORD	PCT. RANK	GAMES	SCHEDULE	OF SCHEDULE	RPI	RPI	RPI	RPI
DIV. I ONLY	7- 13	255	0- 1	207	114	257	257	7	7	
DIV. I NON-CONF.	6- 4	125	0- 0	331	181	231	231	7	7	
TOTALS	RPI 1-25	RPI 26-50	W-L RECORDS	RPI 51-100	RPI 101-150	RPI 150+				
7- 13	0- 2	0- 2	OVERALL	0- 1	1- 2	6- 6				
5- 6	0- 2	0- 1	HOME	0- 0	0- 1	5- 2				
2- 7	0- 0	0- 1	AWAY	0- 1	1- 1	1- 4				
0- 0	0- 0	0- 0	NEUTRAL	0- 0	0- 0	0- 0				
6- 4	0- 1	0- 0	NON-CONFERENCE	0- 0	0- 1	6- 2				
5- 1	0- 1	0- 0	HOME	0- 0	0- 0	5- 0				
1- 3	0- 0	0- 0	AWAY	0- 0	0- 1	1- 2				
0- 0	0- 0	0- 0	NEUTRAL	0- 0	0- 0	0- 0				
1- 9	0- 1	0- 2	CONFERENCE	0- 1	1- 1	0- 4				
0- 5	0- 1	0- 1	HOME	0- 0	0- 1	0- 2				
1- 4	0- 0	0- 1	AWAY	0- 1	1- 0	0- 2				
0- 0	0- 0	0- 0	NEUTRAL	0- 0	0- 0	0- 0				

RPI	S	Opponent	Score	RPI	S	Opponent	Score	RPI	S	Opponent	Score	RPI	S	Opponent	Score	Team's RPI: 257
13	H	Gonzaga	61 86	29	H	BYU	56 65	75	A	Pacific	47 79	104	H	Loyola Marymount	52 69	
23	H	California	53 70	47	A	Saint Mary's (CA)	60 74					132	A	Minnesota	48 53	
												149	A	Santa Clara	57 49	
												151	A	Pepperdine	65 88	
												151	H	Pepperdine	55 74	
												158	H	Portland	60 69	
												219	H	Dartmouth	78 76	
												244	H	San Diego St.	72 71	
												253	A	Southern Utah	59 69	
												254	A	San Francisco	57 68	
												261	H	Hawaii	58 50	
												266	A	Long Beach St.	60 56	
												267	A	UTSA	77 87	
												269	H	Cleveland St.	83 82	
												316	H	San Jose St.	83 79	
LAST 12 Division I GAMES:																
13	H	Gonzaga	61 86	151	A	Pepperdine	65 88									
158	H	Portland	60 69	29	H	BYU	56 65									
75	A	Pacific	47 79	149	A	Santa Clara	57 49									
47	A	Saint Mary's (CA)	60 74	254	A	San Francisco	57 68									
151	H	Pepperdine	55 74	316	H	San Jose St.	83 79									
104	H	Loyola Marymount	52 69	267	A	UTSA	77 87									

Non-Div I Games: Cal St. San B'dino 76 58

San Diego

■ Loss,
 ■ Non-Conf,
 ■ S Site,
 ■ H Home
 ■ A Away
 N Neutral

Average RPI Win:	246	WON-LOST	WINNING	LAST 10	STRENGTH OF	OPP. STRENGTH	TEAM	ADJ.	CONF.	ADJ CONF.
Average RPI Loss:	143	RECORD	PCT. RANK	GAMES	SCHEDULE	OF SCHEDULE	RPI	RPI	RPI	RPI
DIV. I ONLY	6- 12	259	0- 1	158	220	244	244	14	14	
DIV. I NON-CONF.	5- 6	177	0- 0	244	279	230	230	13	13	
TOTALS	RPI 1-25	RPI 26-50	W-L RECORDS	RPI 51-100	RPI 101-150	RPI 150+				
6- 12	0- 0	0- 2	OVERALL	0- 3	0- 3	6- 4				
4- 5	0- 0	0- 0	HOME	0- 3	0- 1	4- 1				
2- 7	0- 0	0- 2	AWAY	0- 0	0- 2	2- 3				
0- 0	0- 0	0- 0	NEUTRAL	0- 0	0- 0	0- 0				
5- 6	0- 0	0- 0	NON-CONFERENCE	0- 2	0- 2	5- 2				
3- 3	0- 0	0- 0	HOME	0- 2	0- 0	3- 1				
2- 3	0- 0	0- 0	AWAY	0- 0	0- 2	2- 1				
0- 0	0- 0	0- 0	NEUTRAL	0- 0	0- 0	0- 0				
1- 6	0- 0	0- 2	CONFERENCE	0- 1	0- 1	1- 2				
1- 2	0- 0	0- 0	HOME	0- 1	0- 1	1- 0				
0- 4	0- 0	0- 2	AWAY	0- 0	0- 0	0- 2				
0- 0	0- 0	0- 0	NEUTRAL	0- 0	0- 0	0- 0				

RPI 1-25				RPI 26-50				RPI 51-100				RPI 101+				Team's RPI: 244	
RPI	S	Opponent	Score	RPI	S	Opponent	Score	RPI	S	Opponent	Score	RPI	S	Opponent	Score		
				44	A	New Mexico	62 70	51	H	TCU	64 81	131	H	Fresno St.	81 87		
				46	A	Wyoming	45 87	57	H	Boise St.	66 69	146	A	CSUN	74 77		
								67	H	Arizona	60 69	149	A	Santa Clara	43 60		
												153	A	UC Irvine	78 70		
												224	A	Cal St. Fullerton	83 72		
												225	A	UNLV	57 71		
												238	A	Air Force	66 75		
												238	H	Air Force	70 61		
												257	A	San Diego	71 72		
												261	H	Hawaii	58 57		
												282	H	California Baptist	83 67		
												306	H	UC Santa Barbara	58 63		
												318	H	Incarinate Word	81 38		
LAST 12 Division I GAMES:																	
				131	H	Fresno St.	81 87	238	A	Air Force	66 75						
				44	A	New Mexico	62 70	225	A	UNLV	57 71						
				238	H	Air Force	70 61	146	A	CSUN	74 77						
				46	A	Wyoming	45 87	153	A	UC Irvine	78 70						
				57	H	Boise St.	66 69	67	H	Arizona	60 69						
				306	H	UC Santa Barbara	58 63	257	A	San Diego	71 72						

Non-Div I Games:

San Diego St.

■ Loss,
■ Non-Conf,
■ S Site,
■ H Home
■ A Away
N Neutral

San Francisco

Through Games Of Feb. 1, 2019

Average RPI Win:	288	WON-LOST	WINNING	LAST 10	STRENGTH OF	OPP. STRENGTH	TEAM	ADJ.	CONF.	ADJ CONF.
Average RPI Loss:	100	RECORD	PCT. RANK	GAMES	SCHEDULE	OF SCHEDULE	RPI	RPI	RPI	RPI
DIV. I ONLY	5- 15	295	0- 1	130	101	254	254	7	7	
DIV. I NON-CONF.	4- 7	228	0- 0	251	157	251	251	7	7	
TOTALS	RPI 1-25	RPI 26-50	W-L RECORDS	RPI 51-100	RPI 101-150	RPI 150+				
5- 15	0- 2	0- 2	OVERALL	0- 2	0- 6	5- 3				
2- 7	0- 0	0- 2	HOME	0- 2	0- 3	2- 0				
1- 7	0- 2	0- 0	AWAY	0- 0	0- 3	1- 2				
2- 1	0- 0	0- 0	NEUTRAL	0- 0	0- 0	2- 1				
4- 7	0- 1	0- 0	NON-CONFERENCE	0- 1	0- 4	4- 1				
1- 3	0- 0	0- 0	HOME	0- 1	0- 2	1- 0				
1- 3	0- 1	0- 0	AWAY	0- 0	0- 2	1- 0				
2- 1	0- 0	0- 0	NEUTRAL	0- 0	0- 0	2- 1				
1- 8	0- 1	0- 2	CONFERENCE	0- 1	0- 2	1- 2				
1- 4	0- 0	0- 2	HOME	0- 1	0- 1	1- 0				
0- 4	0- 1	0- 0	AWAY	0- 0	0- 1	0- 2				
0- 0	0- 0	0- 0	NEUTRAL	0- 0	0- 0	0- 0				

RPI 1-25				RPI 26-50				RPI 51-100				RPI 101+ Team's RPI: 254			
RPI	S	Opponent	Score	RPI	S	Opponent	Score	RPI	S	Opponent	Score	RPI	S	Opponent	Score
5	A	Stanford	62 96	29	H	BYU	59 67	75	H	Pacific	75 85	104	A	Loyola Marymount	58 66
13	A	Gonzaga	51 78	47	H	Saint Mary's (CA)	65 80	82	H	UC Davis	68 70	105	A	Idaho	63 70
												113	H	UT Arlington	73 80
												114	A	Washington St.	61 91
												117	H	Northern Colo.	63 68
												149	H	Santa Clara	66 71
												151	A	Pepperdine	50 69
												158	A	Portland	73 78
												237	N	North Dakota	97 100
												240	A	Sacramento St.	86 75
												257	H	San Diego	68 57
												309	N	North Dakota St.	75 42
												316	H	San Jose St.	85 63
												317	N	Cal Poly	65 62
LAST 12 Division I GAMES:															
75	H	Pacific	75 85	158	A	Portland	73 78								
47	H	Saint Mary's (CA)	65 80	13	A	Gonzaga	51 78								
151	A	Pepperdine	50 69	257	H	San Diego	68 57								
104	A	Loyola Marymount	58 66	237	N	North Dakota	97 100								
149	H	Santa Clara	66 71	309	N	North Dakota St.	75 42								
29	H	BYU	59 67	82	H	UC Davis	68 70								

Non-Div I Games:

San Francisco

■ Loss,
 ■ Non-Conf,
 ■ S Site,
 ■ H Home
 ■ A Away
 N Neutral

San Jose St.

Through Games Of Feb. 1, 2019

Average RPI Win:	235	WON-LOST	WINNING	LAST 10	STRENGTH OF	OPP. STRENGTH	TEAM	ADJ.	CONF.	ADJ CONF.
Average RPI Loss:	158	RECORD	PCT. RANK	GAMES	SCHEDULE	OF SCHEDULE	RPI	RPI	RPI	RPI
DIV. I ONLY	2- 16	333	1- 0	171	189	316	316	14	14	
DIV. I NON-CONF.	1- 9	326	0- 0	177	212	323	323	13	13	
TOTALS	RPI 1-25	RPI 26-50	W-L RECORDS	RPI 51-100	RPI 101-150	RPI 150+				
2- 16	0- 0	0- 1	OVERALL	0- 3	0- 5	2- 7				
2- 6	0- 0	0- 1	HOME	0- 1	0- 1	2- 3				
0- 10	0- 0	0- 0	AWAY	0- 2	0- 4	0- 4				
0- 0	0- 0	0- 0	NEUTRAL	0- 0	0- 0	0- 0				
1- 9	0- 0	0- 0	NON-CONFERENCE	0- 2	0- 4	1- 3				
1- 3	0- 0	0- 0	HOME	0- 1	0- 1	1- 1				
0- 6	0- 0	0- 0	AWAY	0- 1	0- 3	0- 2				
0- 0	0- 0	0- 0	NEUTRAL	0- 0	0- 0	0- 0				
1- 7	0- 0	0- 1	CONFERENCE	0- 1	0- 1	1- 4				
1- 3	0- 0	0- 1	HOME	0- 0	0- 0	1- 2				
0- 4	0- 0	0- 0	AWAY	0- 1	0- 1	0- 2				
0- 0	0- 0	0- 0	NEUTRAL	0- 0	0- 0	0- 0				

RPI 1-25				RPI 26-50				RPI 51-100				RPI 101+				Team's RPI: 316	
RPI	S	Opponent	Score	RPI	S	Opponent	Score	RPI	S	Opponent	Score	RPI	S	Opponent	Score		
				46	H	Wyoming	56 70	57	A	Boise St.	68 99	131	A	Fresno St.	48 77		
								75	H	Pacific	67 91	134	A	Colorado	64 76		
								87	A	Nebraska	63 96	143	A	Portland St.	51 80		
												146	A	CSUN	40 76		
												149	H	Santa Clara	56 62		
												153	H	UC Irvine	66 74		
												184	A	Utah St.	49 82		
												184	H	Utah St.	68 59		
												225	H	UNLV	43 53		
												238	A	Air Force	77 88		
												254	A	San Francisco	63 85		
												256	H	Nevada	49 52		
												257	A	San Diego	79 83		
												286	H	CSU Bakersfield	82 72		
LAST 12 Division I GAMES:																	
				46	H	Wyoming	56 70	184	H	Utah St.	68 59						
				225	H	UNLV	43 53	238	A	Air Force	77 88						
				184	A	Utah St.	49 82	257	A	San Diego	79 83						
				57	A	Boise St.	68 99	146	A	CSUN	40 76						
				256	H	Nevada	49 52	149	H	Santa Clara	56 62						
				131	A	Fresno St.	48 77	87	A	Nebraska	63 96						

Non-Div I Games: San Fran. St. 66 73

San Jose St.

Loss, Non-Conf, S Site, H Home A Away N Neutral

Santa Clara

Through Games Of Feb. 1, 2019

Average RPI Win:	219	WON-LOST	WINNING	LAST 10	STRENGTH OF	OPP. STRENGTH	TEAM	ADJ.	CONF.	ADJ CONF.
Average RPI Loss:	94	RECORD	PCT. RANK	GAMES	SCHEDULE	OF SCHEDULE	RPI	RPI	RPI	RPI
DIV. I ONLY	9- 10	189	0- 1	102	134	149	149	7	7	
DIV. I NON-CONF.	6- 4	125	0- 0	175	242	141	141	7	7	
TOTALS	RPI 1-25	RPI 26-50	W-L RECORDS	RPI 51-100	RPI 101-150	RPI 150+				
9- 10	0- 1	0- 4	OVERALL	1- 1	1- 2	7- 2				
4- 5	0- 0	0- 2	HOME	1- 1	0- 1	3- 1				
5- 5	0- 1	0- 2	AWAY	0- 0	1- 1	4- 1				
0- 0	0- 0	0- 0	NEUTRAL	0- 0	0- 0	0- 0				
6- 4	0- 0	0- 2	NON-CONFERENCE	1- 0	0- 2	5- 0				
4- 1	0- 0	0- 0	HOME	1- 0	0- 1	3- 0				
2- 3	0- 0	0- 2	AWAY	0- 0	0- 1	2- 0				
0- 0	0- 0	0- 0	NEUTRAL	0- 0	0- 0	0- 0				
3- 6	0- 1	0- 2	CONFERENCE	0- 1	1- 0	2- 2				
0- 4	0- 0	0- 2	HOME	0- 1	0- 0	0- 1				
3- 2	0- 1	0- 0	AWAY	0- 0	1- 0	2- 1				
0- 0	0- 0	0- 0	NEUTRAL	0- 0	0- 0	0- 0				

RPI	S	Opponent	Score	RPI	S	Opponent	Score	RPI	S	Opponent	Score	RPI	S	Opponent	Score	Team's RPI: 149
13	A	Gonzaga	61 78	29	H	BYU	44 54	75	H	Pacific	70 74	104	A	Loyola Marymount	83 75	
				38	A	Oregon St.	31 82	76	H	Missouri St.	77 73	131	A	Fresno St.	53 80	
				47	H	Saint Mary's (CA)	59 83					146	H	CSUN	38 53	
				50	A	Southern California	46 77					151	A	Pepperdine	48 74	
												158	A	Portland	72 66	
												224	A	Cal St. Fullerton	64 60	
												244	H	San Diego St.	60 43	
												254	A	San Francisco	71 66	
												256	H	Nevada	56 48	
												257	H	San Diego	49 57	
												316	A	San Jose St.	62 56	
												339	H	Grand Canyon	75 55	
LAST 12 Division I GAMES:																
				47	H	Saint Mary's (CA)	59 83	13	A	Gonzaga	61 78					
				75	H	Pacific	70 74	158	A	Portland	72 66					
				104	A	Loyola Marymount	83 75	29	H	BYU	44 54					
				151	A	Pepperdine	48 74	339	H	Grand Canyon	75 55					
				254	A	San Francisco	71 66	316	A	San Jose St.	62 56					
				257	H	San Diego	49 57	131	A	Fresno St.	53 80					

Non-Div I Games: Sonoma St. 98 38

Santa Clara

Loss, Non-Conf, S Site, H Home A Away N Neutral

Average RPI Win:	332	WON-LOST	WINNING	LAST 10	STRENGTH OF	OPP. STRENGTH	TEAM	ADJ.	CONF.	ADJ CONF.
Average RPI Loss:	225	RECORD	PCT. RANK	GAMES	SCHEDULE	OF SCHEDULE	RPI	RPI	RPI	RPI
DIV. I ONLY	2- 11	326	0- 1	347	305	343	343	32	32	
DIV. I NON-CONF.	0- 7	336	0- 0	258	135	344	344	32	32	
TOTALS	RPI 1-25	RPI 26-50	W-L RECORDS	RPI 51-100	RPI 101-150	RPI 150+				
2- 11	0- 0	0- 2	OVERALL	0- 0	0- 0	2- 9				
0- 6	0- 0	0- 0	HOME	0- 0	0- 0	0- 6				
2- 5	0- 0	0- 2	AWAY	0- 0	0- 0	2- 3				
0- 0	0- 0	0- 0	NEUTRAL	0- 0	0- 0	0- 0				
0- 7	0- 0	0- 2	NON-CONFERENCE	0- 0	0- 0	0- 5				
0- 3	0- 0	0- 0	HOME	0- 0	0- 0	0- 3				
0- 4	0- 0	0- 2	AWAY	0- 0	0- 0	0- 2				
0- 0	0- 0	0- 0	NEUTRAL	0- 0	0- 0	0- 0				
2- 4	0- 0	0- 0	CONFERENCE	0- 0	0- 0	2- 4				
0- 3	0- 0	0- 0	HOME	0- 0	0- 0	0- 3				
2- 1	0- 0	0- 0	AWAY	0- 0	0- 0	2- 1				
0- 0	0- 0	0- 0	NEUTRAL	0- 0	0- 0	0- 0				

RPI 1-25				RPI 26-50				RPI 51-100				RPI 101+ Team's RPI: 343			
RPI	S	Opponent	Score	RPI	S	Opponent	Score	RPI	S	Opponent	Score	RPI	S	Opponent	Score
				30	A	South Dakota St.	49 97					205	A	Ole Miss	51 74
				36	A	DePaul	61 124					222	H	Texas Southern	41 65
												230	H	Jacksonville	58 68
												247	A	Wichita St.	50 66
												265	H	Ga. Southern	71 82
												271	H	Norfolk St.	42 78
												300	H	South Carolina St.	60 71
												314	A	Coppin St.	76 70
												321	A	Morgan St.	47 63
												346	H	N.C. Central	67 71
												349	A	Florida A&M	54 50
LAST 12 Division I GAMES:															
				271	H	Norfolk St.	42 78			346	H	N.C. Central	67 71		
				349	A	Florida A&M	54 50			300	H	South Carolina St.	60 71		
				321	A	Morgan St.	47 63			205	A	Ole Miss	51 74		
				314	A	Coppin St.	76 70			222	H	Texas Southern	41 65		
				247	A	Wichita St.	50 66			36	A	DePaul	61 124		
				30	A	South Dakota St.	49 97			230	H	Jacksonville	58 68		

Non-Div I Games: Carver 101 49 Wesleyan (GA) 155 26

Savannah St.

■ Loss,
 ■ Non-Conf,
 ■ S Site,
 ■ Home
 ■ A Away
 N Neutral

SeattleU

S
e
a
t
t
l
e
U

Seattle U

Page 260

Average RPI Win:	202	WON-LOST	WINNING	LAST 10	STRENGTH OF	OPP. STRENGTH	TEAM	ADJ.	CONF.	ADJ CONF.
Average RPI Loss:	64	RECORD	PCT. RANK	GAMES	SCHEDULE	OF SCHEDULE	RPI	RPI	RPI	RPI
DIV. I ONLY	13- 8	109	0- 1	136	67	118	118	6	6	
DIV. I NON-CONF.	8- 3	72	0- 0	286	164	139	139	4	4	
TOTALS	RPI 1-25	RPI 26-50	W-L RECORDS	RPI 51-100	RPI 101-150	RPI 150+				
13- 8	0- 2	1- 4	OVERALL	4- 0	1- 0	7- 2				
10- 2	0- 0	0- 1	HOME	3- 0	1- 0	6- 1				
2- 5	0- 2	1- 2	AWAY	1- 0	0- 0	0- 1				
1- 1	0- 0	0- 1	NEUTRAL	0- 0	0- 0	1- 0				
8- 3	0- 1	0- 2	NON-CONFERENCE	1- 0	0- 0	7- 0				
6- 0	0- 0	0- 0	HOME	0- 0	0- 0	6- 0				
1- 2	0- 1	0- 1	AWAY	1- 0	0- 0	0- 0				
1- 1	0- 0	0- 1	NEUTRAL	0- 0	0- 0	1- 0				
5- 5	0- 1	1- 2	CONFERENCE	3- 0	1- 0	0- 2				
4- 2	0- 0	0- 1	HOME	3- 0	1- 0	0- 1				
1- 3	0- 1	1- 1	AWAY	0- 0	0- 0	0- 1				
0- 0	0- 0	0- 0	NEUTRAL	0- 0	0- 0	0- 0				

RPI 1-25				RPI 26-50				RPI 51-100				RPI 101+ Team's RPI: 118			
RPI	S	Opponent	Score	RPI	S	Opponent	Score	RPI	S	Opponent	Score	RPI	S	Opponent	Score
7	A	UConn	61 99	36	A	DePaul	84 73	86	A	Princeton	70 66	127	H	St. John's (NY)	77 67
10	A	Marquette	60 96	37	A	Butler	59 62	90	H	Providence	79 73	167	A	Xavier	62 63
				39	H	Villanova	66 70	94	H	Creighton	82 75	167	H	Xavier	76 80
				42	N	Georgia Tech	73 84	98	H	Georgetown	76 63	267	H	UTSA	84 53
				43	A	UCLA	62 78					272	H	St. Francis Brooklyn	100 77
												294	H	Kennesaw St.	102 80
												297	H	UMass Lowell	90 57
												311	H	Saint Peter's	90 47
												323	N	UNC Greensboro	71 64
												325	H	Wagner	95 40
LAST 12 Division I GAMES:															
39	H	Villanova	66 70	167	H	Xavier	76 80								
36	A	DePaul	84 73	98	H	Georgetown	76 63								
10	A	Marquette	60 96	37	A	Butler	59 62								
90	H	Providence	79 73	127	H	St. John's (NY)	77 67								
94	H	Creighton	82 75	323	N	UNC Greensboro	71 64								
167	A	Xavier	62 63	42	N	Georgia Tech	73 84								

Non-Div I Games:

Seton Hall

Average RPI Win: 279		WON-LOST	WINNING	LAST 10	STRENGTH OF	OPP. STRENGTH	TEAM	ADJ.	CONF.	ADJ CONF.
Average RPI Loss: 174		RECORD	PCT. RANK	GAMES	SCHEDULE	OF SCHEDULE	RPI	RPI	RPI	RPI
DIV. I ONLY		9- 12	212	1- 0	261	291	263	263	26	26
DIV. I NON-CONF.		4- 7	228	1- 0	242	268	274	274	28	28
TOTALS		RPI 1-25	RPI 26-50	W-L RECORDS	RPI 51-100	RPI 101-150	RPI 150+			
9- 12	0- 0		0- 0	OVERALL	0- 3	0- 1	9- 8			
5- 6	0- 0		0- 0	HOME	0- 2	0- 0	5- 4			
3- 5	0- 0		0- 0	AWAY	0- 1	0- 0	3- 4			
1- 1	0- 0		0- 0	NEUTRAL	0- 0	0- 1	1- 0			
4- 7	0- 0		0- 0	NON-CONFERENCE	0- 2	0- 1	4- 4			
2- 4	0- 0		0- 0	HOME	0- 2	0- 0	2- 2			
1- 2	0- 0		0- 0	AWAY	0- 0	0- 0	1- 2			
1- 1	0- 0		0- 0	NEUTRAL	0- 0	0- 1	1- 0			
5- 5	0- 0		0- 0	CONFERENCE	0- 1	0- 0	5- 4			
3- 2	0- 0		0- 0	HOME	0- 0	0- 0	3- 2			
2- 3	0- 0		0- 0	AWAY	0- 1	0- 0	2- 2			
0- 0	0- 0		0- 0	NEUTRAL	0- 0	0- 0	0- 0			

RPI 1-25				RPI 26-50				RPI 51-100				RPI 101+				Team's RPI: 263	
RPI	S	Opponent	Score	RPI	S	Opponent	Score	RPI	S	Opponent	Score	RPI	S	Opponent	Score		
								62	H	Harvard	54 73	102	N	Drexel	39 51		
								65	A	Quinnipiac	31 68	154	A	Marist	59 88		
								81	H	Penn	51 58	154	H	Marist	58 73		
												197	H	Rider	52 55		
												198	H	Massachusetts	64 59		
												208	A	St. Bonaventure	58 74		
												214	H	Colgate	55 53		
												233	A	Sacred Heart	50 72		
												234	H	Hofstra	50 57		
												245	A	Howard	86 81		
												250	A	Monmouth	77 68		
												287	H	Fla. Atlantic	66 70		
												307	A	Fairfield	55 59		
												311	A	Saint Peter's	84 57		
												311	H	Saint Peter's	50 46		
												325	N	Wagner	74 71		
												327	H	Iona	59 47		
												330	H	Manhattan	62 56		
LAST 12 Division I GAMES:																	
				307	A	Fairfield	55 59	325	N	Wagner	74 71						
				311	H	Saint Peter's	50 46	154	H	Marist	58 73						
				65	A	Quinnipiac	31 68	330	H	Manhattan	62 56						
				250	A	Monmouth	77 68	327	H	Iona	59 47						
				154	A	Marist	59 88	311	A	Saint Peter's	84 57						
				197	H	Rider	52 55	234	H	Hofstra	50 57						

Non-Div I Games:

Siena

■ Loss, ■ Non-Conf, S Site, H Home A Away N Neutral

South Alabama

Through Games Of Feb. 1, 2019

Average RPI Win:	228	WON-LOST	WINNING	LAST 10	STRENGTH OF	OPP. STRENGTH	TEAM	ADJ.	CONF.	ADJ CONF.
Average RPI Loss:	133	RECORD	PCT. RANK	GAMES	SCHEDULE	OF SCHEDULE	RPI	RPI	RPI	RPI
DIV. I ONLY	14- 3	23	1- 0	325	118	128	128	13	13	
DIV. I NON-CONF.	9- 0	1	1- 0	340	102	81	81	15	15	
TOTALS	RPI 1-25	RPI 26-50	W-L RECORDS	RPI 51-100	RPI 101-150	RPI 150+				
14- 3	0- 0	0- 0	OVERALL	0- 1	1- 1	13- 1				
5- 2	0- 0	0- 0	HOME	0- 1	0- 0	5- 1				
8- 1	0- 0	0- 0	AWAY	0- 0	1- 1	7- 0				
1- 0	0- 0	0- 0	NEUTRAL	0- 0	0- 0	1- 0				
9- 0	0- 0	0- 0	NON-CONFERENCE	0- 0	1- 0	8- 0				
3- 0	0- 0	0- 0	HOME	0- 0	0- 0	3- 0				
5- 0	0- 0	0- 0	AWAY	0- 0	1- 0	4- 0				
1- 0	0- 0	0- 0	NEUTRAL	0- 0	0- 0	1- 0				
5- 3	0- 0	0- 0	CONFERENCE	0- 1	0- 1	5- 1				
2- 2	0- 0	0- 0	HOME	0- 1	0- 0	2- 1				
3- 1	0- 0	0- 0	AWAY	0- 0	0- 1	3- 0				
0- 0	0- 0	0- 0	NEUTRAL	0- 0	0- 0	0- 0				

RPI S	Opponent	Score	RPI S	Opponent	Score	RPI S	Opponent	Score	RPI S	Opponent	Score	Team's RPI: 128
						77	H Little Rock	42 65	107	A Alabama	72 67	
									139	A Appalachian St.	63 71	
									160	N New Mexico St.	68 67	
									163	A Georgia St.	68 59	
									179	A Southern U.	53 49	
									181	H Southern Miss.	77 68	
									182	H Arkansas St.	64 77	
									195	A Coastal Caro.	88 78	
									236	H Louisiana	83 60	
									243	H Alabama St.	77 65	
									248	H ETSU	81 74	
									265	A Ga. Southern	69 53	
									293	A Tennessee St.	78 56	
									296	A Central Ark.	58 50	
									308	H La.-Monroe	77 49	
									320	A FIU	84 77	
LAST 12 Division I GAMES:												
236	H Louisiana	83 60	320	A FIU	84 77							
265	A Ga. Southern	69 53	308	H La.-Monroe	77 49							
163	A Georgia St.	68 59	139	A Appalachian St.	63 71							
77	H Little Rock	42 65	160	N New Mexico St.	68 67							
182	H Arkansas St.	64 77	243	H Alabama St.	77 65							
195	A Coastal Caro.	88 78	107	A Alabama	72 67							

Non-Div I Games: Faulkner 97 40 Spring Hill 75 57

South Alabama

Loss, Non-Conf, S Site, H Home A Away N Neutral

South Carolina

Through Games Of Feb. 1, 2019

Average RPI Win:	125	WON-LOST	WINNING	LAST 10	STRENGTH OF	OPP. STRENGTH	TEAM	ADJ.	CONF.	ADJ CONF.
Average RPI Loss:	17	RECORD	PCT. RANK	GAMES	SCHEDULE	OF SCHEDULE	RPI	RPI	RPI	RPI
DIV. I ONLY	15- 5	47	0- 1	17	8	17	17	5	5	
DIV. I NON-CONF.	8- 4	91	0- 1	24	23	43	43	5	5	
TOTALS	RPI 1-25	RPI 26-50	W-L RECORDS	RPI 51-100	RPI 101-150	RPI 150+				
15- 5	1- 4	4- 1	OVERALL	1- 0	3- 0	6- 0				
9- 2	0- 2	2- 0	HOME	0- 0	3- 0	4- 0				
5- 1	1- 1	2- 0	AWAY	1- 0	0- 0	1- 0				
1- 2	0- 1	0- 1	NEUTRAL	0- 0	0- 0	1- 0				
8- 4	0- 3	2- 1	NON-CONFERENCE	0- 0	2- 0	4- 0				
5- 2	0- 2	1- 0	HOME	0- 0	2- 0	2- 0				
2- 0	0- 0	1- 0	AWAY	0- 0	0- 0	1- 0				
1- 2	0- 1	0- 1	NEUTRAL	0- 0	0- 0	1- 0				
7- 1	1- 1	2- 0	CONFERENCE	1- 0	1- 0	2- 0				
4- 0	0- 0	1- 0	HOME	0- 0	1- 0	2- 0				
3- 1	1- 1	1- 0	AWAY	1- 0	0- 0	0- 0				
0- 0	0- 0	0- 0	NEUTRAL	0- 0	0- 0	0- 0				

RPI	S	Opponent	Score	RPI	S	Opponent	Score	RPI	S	Opponent	Score	RPI	S	Opponent	Score
2	H	Baylor	69 94	32	A	Kentucky	74 70	55	A	LSU	76 53	107	H	Alabama	62 59
8	A	Mississippi St.	74 89	35	H	Missouri	79 65					111	H	Dayton	65 55
18	H	Maryland	61 85	38	N	Oregon St.	68 70					139	H	Appalachian St.	80 50
19	N	Drake	85 90	40	A	Purdue	82 73					168	H	Vanderbilt	80 69
20	A	Texas A&M	60 57	41	H	Clemson	69 57					202	H	Temple	88 60
												211	H	Florida	71 40
												227	H	Furman	66 53
												243	A	Alabama St.	94 38
												248	N	ETSU	101 55
LAST 12 Division I GAMES:															
32	A	Kentucky	74 70	19	N	Drake	85 90								
168	H	Vanderbilt	80 69	38	N	Oregon St.	68 70								
35	H	Missouri	79 65	107	H	Alabama	62 59								
8	A	Mississippi St.	74 89	20	A	Texas A&M	60 57								
55	A	LSU	76 53	227	H	Furman	66 53								
211	H	Florida	71 40	202	H	Temple	88 60								

Non-Div I Games:

South Carolina

Loss, Non-Conf, S Site, H Home A Away N Neutral

Average RPI Win:	308	WON-LOST	WINNING	LAST 10	STRENGTH OF	OPP. STRENGTH	TEAM	ADJ.	CONF.	ADJ CONF.
Average RPI Loss:	215	RECORD	PCT. RANK	GAMES	SCHEDULE	OF SCHEDULE	RPI	RPI	RPI	RPI
DIV. I ONLY	8- 10	206	1- 0	348	328	300	300	32	32	
DIV. I NON-CONF.	5- 7	206	1- 0	342	289	301	301	32	32	
TOTALS	RPI 1-25	RPI 26-50	W-L RECORDS	RPI 51-100	RPI 101-150	RPI 150+				
8- 10	0- 0	0- 0	OVERALL	0- 1	0- 2	8- 7				
4- 3	0- 0	0- 0	HOME	0- 0	0- 0	4- 3				
4- 5	0- 0	0- 0	AWAY	0- 1	0- 1	4- 3				
0- 2	0- 0	0- 0	NEUTRAL	0- 0	0- 1	0- 1				
5- 7	0- 0	0- 0	NON-CONFERENCE	0- 1	0- 2	5- 4				
3- 1	0- 0	0- 0	HOME	0- 0	0- 0	3- 1				
2- 4	0- 0	0- 0	AWAY	0- 1	0- 1	2- 2				
0- 2	0- 0	0- 0	NEUTRAL	0- 0	0- 1	0- 1				
3- 3	0- 0	0- 0	CONFERENCE	0- 0	0- 0	3- 3				
1- 2	0- 0	0- 0	HOME	0- 0	0- 0	1- 2				
2- 1	0- 0	0- 0	AWAY	0- 0	0- 0	2- 1				
0- 0	0- 0	0- 0	NEUTRAL	0- 0	0- 0	0- 0				

RPI 1-25			RPI 26-50			RPI 51-100			RPI 101+ Team's RPI: 300		
RPI	S	Opponent	Score	RPI	S	Opponent	Score	RPI	S	Opponent	Score
						67 A Arizona	32 73	103 N Wake Forest		44 58	
								119 A Radford		31 61	
								195 A Coastal Caro.		44 57	
								225 H UNLV		58 49	
								245 H Howard		72 63	
								246 N East Carolina		63 71	
								258 H N.C. A&T		44 58	
								271 H Norfolk St.		50 57	
								277 H Winthrop		50 58	
								295 A Col. of Charleston		51 75	
								314 A Coppin St.		75 59	
								321 A Morgan St.		51 62	
								329 A Presbyterian		57 48	
								334 A Western Caro.		54 39	
								336 H Charleston So.		67 58	
								340 H USC Upstate		71 66	
								343 A Savannah St.		71 60	
LAST 12 Division I GAMES:											
271 H Norfolk St.		50 57	225 H UNLV		58 49	343 A Savannah St.		71 60			
245 H Howard		72 63	246 N East Carolina		63 71	103 N Wake Forest		44 58			
314 A Coppin St.		75 59	277 H Winthrop		50 58	271 H Norfolk St.		50 57			
321 A Morgan St.		51 62	340 H USC Upstate		71 66	258 H N.C. A&T		44 58			
258 H N.C. A&T		44 58				334 A Western Caro.		54 39			
334 A Western Caro.		54 39									

Non-Div I Games: Voorhees 88 61 UNKNOWN 67 51

Average RPI Win:	171	WON-LOST	WINNING	LAST 10	STRENGTH OF	OPP. STRENGTH	TEAM	ADJ.	CONF.	ADJ CONF.
Average RPI Loss:	75	RECORD	PCT. RANK	GAMES	SCHEDULE	OF SCHEDULE	RPI	RPI	RPI	RPI
DIV. I ONLY	17- 3	16	1- 0	139	89	33	33	18	18	
DIV. I NON-CONF.	10- 2	37	0- 0	47	14	14	14	17	17	
TOTALS	RPI 1-25	RPI 26-50	W-L RECORDS	RPI 51-100	RPI 101-150	RPI 150+				
17- 3	1- 1	2- 1	OVERALL	3- 0	2- 0	9- 1				
6- 0	1- 0	1- 0	HOME	1- 0	0- 0	3- 0				
8- 2	0- 1	1- 0	AWAY	2- 0	1- 0	4- 1				
3- 1	0- 0	0- 1	NEUTRAL	0- 0	1- 0	2- 0				
10- 2	1- 1	1- 1	NON-CONFERENCE	3- 0	2- 0	3- 0				
3- 0	1- 0	0- 0	HOME	1- 0	0- 0	1- 0				
4- 1	0- 1	1- 0	AWAY	2- 0	1- 0	0- 0				
3- 1	0- 0	0- 1	NEUTRAL	0- 0	1- 0	2- 0				
7- 1	0- 0	1- 0	CONFERENCE	0- 0	0- 0	6- 1				
3- 0	0- 0	1- 0	HOME	0- 0	0- 0	2- 0				
4- 1	0- 0	0- 0	AWAY	0- 0	0- 0	4- 1				
0- 0	0- 0	0- 0	NEUTRAL	0- 0	0- 0	0- 0				

RPI 1-25				RPI 26-50				Team's RPI: 33				RPI 51-100				RPI 101+			
RPI	S	Opponent	Score	RPI	S	Opponent	Score	RPI	S	Opponent	Score	RPI	S	Opponent	Score	RPI	S	Opponent	Score
12	H	Iowa St.	64 59	30	H	South Dakota St.	105 98	74	H	Green Bay	55 49	104	N	Loyola Marymount	67 40				
19	A	Drake	64 76	34	N	Indiana	60 68	76	A	Missouri St.	85 74	137	A	Montana	64 41				
				35	A	Missouri	74 61	94	A	Creighton	77 65	171	A	Denver	99 104				
												176	N	Grambling	67 53				
												178	A	Oral Roberts	76 72				
												230	H	Western Ill.	92 49				
												237	A	North Dakota	80 50				
												247	N	Wichita St.	73 64				
												309	A	North Dakota St.	67 41				
												312	A	Omaha	80 49				
												318	H	Incarnate Word	96 43				
												333	H	Purdue Fort Wayne	69 51				
LAST 12 Division I GAMES:																			
312	A	Omaha	80 49	230	H	Western Ill.	92 49												
178	A	Oral Roberts	76 72	237	A	North Dakota	80 50												
333	H	Purdue Fort Wayne	69 51	34	N	Indiana	60 68												
30	H	South Dakota St.	105 98	104	N	Loyola Marymount	67 40												
171	A	Denver	99 104	176	N	Grambling	67 53												
309	A	North Dakota St.	67 41	35	A	Missouri	74 61												

Non-Div I Games: Bellevue 79 40 St. Mary (NE) 112 52

South Dakota

Average RPI Win:	188	WON-LOST	WINNING	LAST 10	STRENGTH OF	OPP. STRENGTH	TEAM	ADJ.	CONF.	ADJ CONF.
Average RPI Loss:	83	RECORD	PCT. RANK	GAMES	SCHEDULE	OF SCHEDULE	RPI	RPI	RPI	RPI
DIV. I ONLY	11- 10	159	0- 1	146	45	165	165	9	9	
DIV. I NON-CONF.	9- 5	105	0- 0	246	15	151	151	9	9	
TOTALS	RPI 1-25	RPI 26-50	W-L RECORDS	RPI 51-100	RPI 101-150	RPI 150+				
11- 10	0- 2	1- 2	OVERALL	1- 3	2- 1	7- 2				
8- 3	0- 1	0- 0	HOME	0- 1	2- 0	6- 1				
2- 3	0- 1	0- 0	AWAY	1- 1	0- 0	1- 1				
1- 4	0- 0	1- 2	NEUTRAL	0- 1	0- 1	0- 0				
9- 5	0- 0	1- 2	NON-CONFERENCE	1- 2	1- 1	6- 0				
7- 0	0- 0	0- 0	HOME	0- 0	1- 0	6- 0				
1- 1	0- 0	0- 0	AWAY	1- 1	0- 0	0- 0				
1- 4	0- 0	1- 2	NEUTRAL	0- 1	0- 1	0- 0				
2- 5	0- 2	0- 0	CONFERENCE	0- 1	1- 0	1- 2				
1- 3	0- 1	0- 0	HOME	0- 1	1- 0	0- 1				
1- 2	0- 1	0- 0	AWAY	0- 0	0- 0	1- 1				
0- 0	0- 0	0- 0	NEUTRAL	0- 0	0- 0	0- 0				

RPI	S	Opponent	Score	RPI	S	Opponent	Score	RPI	S	Opponent	Score	RPI	S	Opponent	Score	Team's RPI: 165
7	A	UConn	46 63	31	N	North Carolina	69 71	55	A	LSU	49 78	101	N	Virginia	67 74	
15	H	UCF	49 62	32	N	Kentucky	63 85	78	H	Cincinnati	56 57	112	H	Tulane	73 46	
				43	N	UCLA	60 56	93	A	Ohio St.	71 47	138	H	Oklahoma	87 70	
								94	N	Creighton	76 83	176	H	Grambling	67 50	
												180	H	George Washington	63 30	
												200	A	SMU	44 46	
												202	A	Temple	63 53	
												218	H	Memphis	40 47	
												259	H	Albany (NY)	74 37	
												262	H	Bethune-Cookman	88 39	
												273	H	Vermont	102 55	
												328	H	New Hampshire	79 36	
LAST 12 Division I GAMES:																
218	H	Memphis	40 47	78	H	Cincinnati	56 57									
112	H	Tulane	73 46	200	A	SMU	44 46									
7	A	UConn	46 63	101	N	Virginia	67 74									
15	H	UCF	49 62	94	N	Creighton	76 83									
202	A	Temple	63 53	273	H	Vermont	102 55									
55	A	LSU	49 78	176	H	Grambling	67 50									

Non-Div I Games:

South Fla.

■ Loss,
 ■ Non-Conf,
 ■ S Site,
 ■ H Home
 ■ A Away
 N Neutral

Schedule Nov. 2019				Through Games of Feb. 17, 2019					
Average RPI Win: 271	WON-LOST	WINNING	LAST 10	STRENGTH OF	OPP. STRENGTH	TEAM	ADJ.	CONF.	ADJ CONF.
Average RPI Loss: 149	RECORD	PCT. RANK	GAMES	SCHEDULE	OF SCHEDULE	RPI	RPI	RPI	RPI
DIV. I ONLY	8- 10	206	0- 1	190	289	196	196	20	20
DIV. I NON-CONF.	3- 6	241	0- 0	157	281	208	208	20	20

TOTALS	RPI 1-25		RPI 26-50	W-L RECORDS		RPI 51-100	RPI 101-150		RPI 150+
8- 10	0- 1		0- 0	OVERALL		0- 1	0- 3		8- 5
4- 3	0- 0		0- 0	HOME		0- 0	0- 1		4- 2
4- 6	0- 1		0- 0	AWAY		0- 1	0- 1		4- 3
0- 1	0- 0		0- 0	NEUTRAL		0- 0	0- 1		0- 0
3- 6	0- 1		0- 0	NON-CONFERENCE		0- 0	0- 1		3- 4
1- 1	0- 0		0- 0	HOME		0- 0	0- 0		1- 1
2- 4	0- 1		0- 0	AWAY		0- 0	0- 0		2- 3
0- 1	0- 0		0- 0	NEUTRAL		0- 0	0- 1		0- 0
5- 4	0- 0		0- 0	CONFERENCE		0- 1	0- 2		5- 1
3- 2	0- 0		0- 0	HOME		0- 0	0- 1		3- 1
2- 2	0- 0		0- 0	AWAY		0- 1	0- 1		2- 0
0- 0	0- 0		0- 0	NEUTRAL		0- 0	0- 0		0- 0

RPI 1-25					RPI 26-50					RPI 51-100					RPI 101+					Team's RPI: 196	
RPI	S	Opponent	Score		RPI	S	Opponent	Score		RPI	S	Opponent	Score		RPI	S	Opponent	Score			
8	A	Mississippi St.	53	88						71	A	Belmont	57	91	122	A	Morehead St.	54	82		
															129	H	UT Martin	73	80		
															145	N	North Ala.	67	80		
															159	A	Southern Ill.	40	60		
															169	A	Bradley	79	85		
															173	H	Indiana St.	51	62		
															212	A	SIUE	62	52		
															212	H	SIUE	63	58		
															218	A	Memphis	57	69		
															230	H	Western Ill.	81	71		
															270	H	Eastern Ill.	72	57		
															278	H	Austin Peay	64	54		
															291	H	Murray St.	59	64		
															305	A	NJIT	68	58		
															322	A	Eastern Ky.	52	42		
															337	A	Evansville	54	50		
LAST 12 Division I GAMES:																					
					212	H	SIUE	63	58	71	A	Belmont	57	91							
					322	A	Eastern Ky.	52	42	270	H	Eastern Ill.	72	57							
					122	A	Morehead St.	54	82	212	A	SIUE	62	52							
					291	H	Murray St.	59	64	218	A	Memphis	57	69							
					278	H	Austin Peay	64	54	337	A	Evansville	54	50							
					129	H	UT Martin	73	80	173	H	Indiana St.	51	62							

Non-Div I Games:	Ill.-Springfield	82	46	Harris-Stowe	80	65
------------------	------------------	----	----	--------------	----	----

Southeast Mo. St.

Loss, Non-Conf, S Site, H Home A Away N Neutral

Average RPI Win:	281	WON-LOST	WINNING	LAST 10	STRENGTH OF	OPP. STRENGTH	TEAM	ADJ.	CONF.	ADJ CONF.
Average RPI Loss:	178	RECORD	PCT. RANK	GAMES	SCHEDULE	OF SCHEDULE	RPI	RPI	RPI	RPI
DIV. I ONLY	7- 10	223	0- 1	315	285	264	264	27	27	
DIV. I NON-CONF.	4- 5	190	0- 0	307	263	228	228	23	23	
TOTALS	RPI 1-25	RPI 26-50	W-L RECORDS	RPI 51-100	RPI 101-150	RPI 150+				
7- 10	0- 0	0- 0	OVERALL	0- 3	0- 2	7- 5				
4- 2	0- 0	0- 0	HOME	0- 1	0- 0	4- 1				
3- 8	0- 0	0- 0	AWAY	0- 2	0- 2	3- 4				
0- 0	0- 0	0- 0	NEUTRAL	0- 0	0- 0	0- 0				
4- 5	0- 0	0- 0	NON-CONFERENCE	0- 1	0- 2	4- 2				
1- 1	0- 0	0- 0	HOME	0- 0	0- 0	1- 1				
3- 4	0- 0	0- 0	AWAY	0- 1	0- 2	3- 1				
0- 0	0- 0	0- 0	NEUTRAL	0- 0	0- 0	0- 0				
3- 5	0- 0	0- 0	CONFERENCE	0- 2	0- 0	3- 3				
3- 1	0- 0	0- 0	HOME	0- 1	0- 0	3- 0				
0- 4	0- 0	0- 0	AWAY	0- 1	0- 0	0- 3				
0- 0	0- 0	0- 0	NEUTRAL	0- 0	0- 0	0- 0				

RPI 1-25				RPI 26-50				RPI 51-100				RPI 101+ Team's RPI: 264					
RPI	S	Opponent	Score	RPI	S	Opponent	Score	RPI	S	Opponent	Score	RPI	S	Opponent	Score		
								55	A	LSU	52	72	107	A	Alabama	40	88
								66	A	Lamar University	54	94	148	A	Louisiana Tech	53	72
								68	H	SFA	51	62	162	H	Abilene Christian	74	71
													181	H	Southern Miss.	52	59
													200	A	SMU	63	62
													207	A	Sam Houston St.	63	94
													296	H	Central Ark.	62	53
													299	A	Alabama A&M	48	51
													308	H	La.-Monroe	49	42
													310	A	Jackson St.	50	45
													319	A	McNeese	56	62
													331	A	Northwestern St.	47	58
													338	H	Houston Baptist	73	65
													350	A	Alcorn	77	59
LAST 12 Division I GAMES:																	
338	H	Houston Baptist	73	65	207	A	Sam Houston St.	63	94								
319	A	McNeese	56	62	331	A	Northwestern St.	47	58								
66	A	Lamar University	54	94	55	A	LSU	52	72								
162	H	Abilene Christian	74	71	181	H	Southern Miss.	52	59								
296	H	Central Ark.	62	53	308	H	La.-Monroe	49	42								
68	H	SFA	51	62	299	A	Alabama A&M	48	51								

Non-Div I Games: Mobile 70 57 Xavier (LA) 47 59

Southeastern La.

Loss, Non-Conf, S Site, H Home A Away N Neutral

Southern California

Through Games Of Feb. 1, 2019

Average RPI Win:	177	WON-LOST	WINNING	LAST 10	STRENGTH OF	OPP. STRENGTH	TEAM	ADJ.	CONF.	ADJ CONF.
Average RPI Loss:	27	RECORD	PCT. RANK	GAMES	SCHEDULE	OF SCHEDULE	RPI	RPI	RPI	RPI
DIV. I ONLY	12- 8	115	1- 0	40	42	50	50	2	2	
DIV. I NON-CONF.	10- 1	17	0- 0	162	193	29	29	2	2	
TOTALS	RPI 1-25	RPI 26-50	W-L RECORDS	RPI 51-100	RPI 101-150	RPI 150+				
12- 8	0- 5	1- 2	OVERALL	0- 1	5- 0	6- 0				
6- 3	0- 1	0- 2	HOME	0- 0	4- 0	2- 0				
5- 5	0- 4	1- 0	AWAY	0- 1	1- 0	3- 0				
1- 0	0- 0	0- 0	NEUTRAL	0- 0	0- 0	1- 0				
10- 1	0- 1	0- 0	NON-CONFERENCE	0- 0	4- 0	6- 0				
5- 0	0- 0	0- 0	HOME	0- 0	3- 0	2- 0				
4- 1	0- 1	0- 0	AWAY	0- 0	1- 0	3- 0				
1- 0	0- 0	0- 0	NEUTRAL	0- 0	0- 0	1- 0				
2- 7	0- 4	1- 2	CONFERENCE	0- 1	1- 0	0- 0				
1- 3	0- 1	0- 2	HOME	0- 0	1- 0	0- 0				
1- 4	0- 3	1- 0	AWAY	0- 1	0- 0	0- 0				
0- 0	0- 0	0- 0	NEUTRAL	0- 0	0- 0	0- 0				

RPI 1-25				RPI 26-50				Team's RPI: 50	RPI 51-100				RPI 101+			
RPI	S	Opponent	Score	RPI	S	Opponent	Score		RPI	S	Opponent	Score	RPI	S	Opponent	Score
4	H	Oregon	53 93	38	H	Oregon St.	52 76		67	A	Arizona	68 71	113	A	UT Arlington	73 61
5	A	Stanford	64 72	43	A	UCLA	72 67						125	H	Washington	82 57
16	A	Arizona St.	59 68	43	H	UCLA	65 72						131	H	Fresno St.	62 61
20	A	Texas A&M	51 71										146	H	CSUN	58 42
23	A	California	59 66										149	H	Santa Clara	77 46
													175	H	UC Riverside	73 55
													184	N	Utah St.	55 46
													225	A	UNLV	86 72
													256	A	Nevada	72 51
													266	A	Long Beach St.	86 50
													306	H	UC Santa Barbara	82 39
LAST 12 Division I GAMES:																
67	A	Arizona	68 71	125	H	Washington	82 57									
43	A	UCLA	72 67	16	A	Arizona St.	59 68									
38	H	Oregon St.	52 76	43	H	UCLA	65 72									
4	H	Oregon	53 93	113	A	UT Arlington	73 61									
23	A	California	59 66	20	A	Texas A&M	51 71									
5	A	Stanford	64 72	146	H	CSUN	58 42									

Non-Div I Games:

Southern California

■ Loss,
 ■ Non-Conf,
 ■ S Site,
 ■ Home
 ■ A Away
 N Neutral

Average RPI Win: 219	WON-LOST	WINNING	LAST 10	STRENGTH OF	OPP. STRENGTH	TEAM	ADJ.	CONF.	ADJ CONF.
Average RPI Loss: 127	RECORD	PCT. RANK	GAMES	SCHEDULE	OF SCHEDULE	RPI	RPI	RPI	RPI
DIV. I ONLY	10- 9	152	0- 1	133	223	159	159	12	12
DIV. I NON-CONF.	7- 4	109	0- 0	109	211	82	82	14	14
TOTALS	RPI 1-25	RPI 26-50	W-L RECORDS	RPI 51-100	RPI 101-150	RPI 150+			
10- 9	0- 1	0- 0	OVERALL	0- 2	3- 2	7- 4			
8- 1	0- 0	0- 0	HOME	0- 0	2- 0	6- 1			
1- 7	0- 0	0- 0	AWAY	0- 2	0- 2	1- 3			
1- 1	0- 1	0- 0	NEUTRAL	0- 0	1- 0	0- 0			
7- 4	0- 1	0- 0	NON-CONFERENCE	0- 0	3- 2	4- 1			
5- 0	0- 0	0- 0	HOME	0- 0	2- 0	3- 0			
1- 3	0- 0	0- 0	AWAY	0- 0	0- 2	1- 1			
1- 1	0- 1	0- 0	NEUTRAL	0- 0	1- 0	0- 0			
3- 5	0- 0	0- 0	CONFERENCE	0- 2	0- 0	3- 3			
3- 1	0- 0	0- 0	HOME	0- 0	0- 0	3- 1			
0- 4	0- 0	0- 0	AWAY	0- 2	0- 0	0- 2			
0- 0	0- 0	0- 0	NEUTRAL	0- 0	0- 0	0- 0			

RPI 1-25				RPI 26-50				RPI 51-100				RPI 101+ Team's RPI: 159			
RPI	S	Opponent	Score	RPI	S	Opponent	Score	RPI	S	Opponent	Score	RPI	S	Opponent	Score
16	N	Arizona St.	38 82					76	A	Missouri St.	51 66	108	H	Northern Ill.	82 73
								79	A	UNI	53 65	110	N	Hartford	72 50
												116	A	Western Ky.	76 83
												129	A	UT Martin	94 95
												134	H	IUPUI	78 73
												169	A	Bradley	53 58
												173	H	Indiana St.	58 61
												192	A	Illinois St.	52 60
												194	A	Saint Louis	58 62
												196	H	Southeast Mo. St.	60 40
												210	H	Loyola Chicago	74 63
												240	H	Marshall	58 49
												270	H	Eastern Ill.	73 59
												289	H	Valparaiso	87 65
												291	A	Murray St.	65 59
												337	H	Evansville	67 47
LAST 12 Division I GAMES:															
289	H	Valparaiso	87 65	79	A	UNI	53 65								
169	A	Bradley	53 58	210	H	Loyola Chicago	74 63								
192	A	Illinois St.	52 60	134	H	IUPUI	78 73								
76	A	Missouri St.	51 66	291	A	Murray St.	65 59								
173	H	Indiana St.	58 61	270	H	Eastern Ill.	73 59								
337	H	Evansville	67 47	108	H	Northern Ill.	82 73								

Non-Div I Games:

Southern Ill.

Average RPI Win:	252	WON-LOST	WINNING	LAST 10	STRENGTH OF	OPP. STRENGTH	TEAM	ADJ.	CONF.	ADJ CONF.
Average RPI Loss:	106	RECORD	PCT. RANK	GAMES	SCHEDULE	OF SCHEDULE	RPI	RPI	RPI	RPI
DIV. I ONLY	10- 10	164	1- 0	118	266	181	181	15	15	
DIV. I NON-CONF.	6- 5	143	0- 0	256	307	233	233	18	18	
TOTALS	RPI 1-25	RPI 26-50	W-L RECORDS	RPI 51-100	RPI 101-150	RPI 150+				
10- 10	0- 1	0- 1	OVERALL	0- 3	1- 3	9- 2				
7- 6	0- 1	0- 1	HOME	0- 2	0- 0	7- 2				
3- 4	0- 0	0- 0	AWAY	0- 1	1- 3	2- 0				
0- 0	0- 0	0- 0	NEUTRAL	0- 0	0- 0	0- 0				
6- 5	0- 1	0- 0	NON-CONFERENCE	0- 1	0- 2	6- 1				
5- 3	0- 1	0- 0	HOME	0- 1	0- 0	5- 1				
1- 2	0- 0	0- 0	AWAY	0- 0	0- 2	1- 0				
0- 0	0- 0	0- 0	NEUTRAL	0- 0	0- 0	0- 0				
4- 5	0- 0	0- 1	CONFERENCE	0- 2	1- 1	3- 1				
2- 3	0- 0	0- 1	HOME	0- 1	0- 0	2- 1				
2- 2	0- 0	0- 0	AWAY	0- 1	1- 1	1- 0				
0- 0	0- 0	0- 0	NEUTRAL	0- 0	0- 0	0- 0				

RPI S	Opponent	Score	RPI S	Opponent	Score	RPI S	Opponent	Score	RPI S	Opponent	Score	Team's RPI: 181
8	H Mississippi St.	42 86	48	H Rice	47 58	61	H Old Dominion	50 53	112	A Tulane	54 71	
						73	A Middle Tenn.	49 66	116	A Western Ky.	69 56	
						92	H Houston	44 61	128	A South Alabama	68 77	
									147	A UAB	60 71	
									157	H Charlotte	65 54	
									176	H Grambling	68 47	
									186	H North Texas	48 62	
									207	H Sam Houston St.	61 65	
									240	A Marshall	64 52	
									249	H Samford	76 40	
									264	A Southeastern La.	59 52	
									315	H Mississippi Val.	67 60	
									320	H FIU	71 57	
									331	H Northwestern St.	69 54	
									350	H Alcorn	66 47	
LAST 12 Division I GAMES:												
116	A Western Ky.	69 56	320	H FIU	71 57							
61	H Old Dominion	50 53	240	A Marshall	64 52							
157	H Charlotte	65 54	48	H Rice	47 58							
147	A UAB	60 71	92	H Houston	44 61							
73	A Middle Tenn.	49 66	264	A Southeastern La.	59 52							
186	H North Texas	48 62	8	H Mississippi St.	42 86							

Non-Div I Games: William Carey 74 48 Blue Mountain (MS) 84 38

Southern Miss.

Average RPI Win:	278	WON-LOST	WINNING	LAST 10	STRENGTH OF	OPP. STRENGTH	TEAM	ADJ.	CONF.	ADJ CONF.
Average RPI Loss:	99	RECORD	PCT. RANK	GAMES	SCHEDULE	OF SCHEDULE	RPI	RPI	RPI	RPI
DIV. I ONLY	6- 9	228	0- 0	155	167	179	179	29	29	
DIV. I NON-CONF.	0- 7	336	0- 0	2	8	177	177	26	26	
TOTALS	RPI 1-25	RPI 26-50	W-L RECORDS	RPI 51-100	RPI 101-150	RPI 150+				
6- 9	0- 2	0- 1	OVERALL	0- 2	0- 1	6- 3				
3- 2	0- 0	0- 0	HOME	0- 0	0- 1	3- 1				
3- 7	0- 2	0- 1	AWAY	0- 2	0- 0	3- 2				
0- 0	0- 0	0- 0	NEUTRAL	0- 0	0- 0	0- 0				
0- 7	0- 2	0- 1	NON-CONFERENCE	0- 2	0- 1	0- 1				
0- 1	0- 0	0- 0	HOME	0- 0	0- 1	0- 0				
0- 6	0- 2	0- 1	AWAY	0- 2	0- 0	0- 1				
0- 0	0- 0	0- 0	NEUTRAL	0- 0	0- 0	0- 0				
6- 2	0- 0	0- 0	CONFERENCE	0- 0	0- 0	6- 2				
3- 1	0- 0	0- 0	HOME	0- 0	0- 0	3- 1				
3- 1	0- 0	0- 0	AWAY	0- 0	0- 0	3- 1				
0- 0	0- 0	0- 0	NEUTRAL	0- 0	0- 0	0- 0				

RPI 1-25				RPI 26-50				RPI 51-100				RPI 101+ Team's RPI: 179			
RPI	S	Opponent	Score	RPI	S	Opponent	Score	RPI	S	Opponent	Score	RPI	S	Opponent	Score
2	A	Baylor	49 94	32	A	Kentucky	41 91	51	A	TCU	40 69	128	H	South Alabama	49 53
16	A	Arizona St.	47 69					59	A	Michigan	35 76	156	A	Texas Tech	58 76
												176	A	Grambling	86 81
												206	H	Prairie View	54 55
												222	H	Texas Southern	63 61
												243	A	Alabama St.	61 78
												299	A	Alabama A&M	54 50
												310	A	Jackson St.	76 74
												315	H	Mississippi Val.	74 67
												344	H	Ark.-Pine Bluff	73 41
LAST 12 Division I GAMES:															
315	H	Mississippi Val.	74 67	243	A	Alabama St.	61 78								
344	H	Ark.-Pine Bluff	73 41	299	A	Alabama A&M	54 50								
310	A	Jackson St.	76 74	59	A	Michigan	35 76								
176	A	Grambling	86 81	156	A	Texas Tech	58 76								
222	H	Texas Southern	63 61	51	A	TCU	40 69								
206	H	Prairie View	54 55	16	A	Arizona St.	47 69								

Non-Div I Games: Dillard 61 63 Wiley 89 58 Louisiana Col. 77 53 Millsaps 71 36 Southern U.

Southern Utah

Through Games Of Feb. 1, 2019

Average RPI Win:	218	WON-LOST	WINNING	LAST 10	STRENGTH OF	OPP. STRENGTH	TEAM	ADJ.	CONF.	ADJ CONF.
Average RPI Loss:	149	RECORD	PCT. RANK	GAMES	SCHEDULE	OF SCHEDULE	RPI	RPI	RPI	RPI
DIV. I ONLY	6- 13	266	0- 1	141	231	253	253	16	16	
DIV. I NON-CONF.	3- 6	241	0- 1	41	287	192	192	12	12	
TOTALS	RPI 1-25	RPI 26-50	W-L RECORDS	RPI 51-100	RPI 101-150	RPI 150+				
6- 13	0- 0	1- 0	OVERALL	0- 3	0- 4	5- 6				
5- 4	0- 0	1- 0	HOME	0- 1	0- 1	4- 2				
1- 9	0- 0	0- 0	AWAY	0- 2	0- 3	1- 4				
0- 0	0- 0	0- 0	NEUTRAL	0- 0	0- 0	0- 0				
3- 6	0- 0	1- 0	NON-CONFERENCE	0- 2	0- 0	2- 4				
3- 1	0- 0	1- 0	HOME	0- 0	0- 0	2- 1				
0- 5	0- 0	0- 0	AWAY	0- 2	0- 0	0- 3				
0- 0	0- 0	0- 0	NEUTRAL	0- 0	0- 0	0- 0				
3- 7	0- 0	0- 0	CONFERENCE	0- 1	0- 4	3- 2				
2- 3	0- 0	0- 0	HOME	0- 1	0- 1	2- 1				
1- 4	0- 0	0- 0	AWAY	0- 0	0- 3	1- 1				
0- 0	0- 0	0- 0	NEUTRAL	0- 0	0- 0	0- 0				

RPI S	Opponent	Score	RPI S	Opponent	Score	RPI S	Opponent	Score	RPI S	Opponent	Score	Team's RPI: 253
29	H BYU	67 64	57	A Boise St.	53 88	117	H Northern Colo.	44 71				
			82	A UC Davis	45 68	137	A Montana	57 79				
			96	H Idaho St.	57 69	140	A Montana St.	64 69				
						143	A Portland St.	49 63				
						153	A UC Irvine	58 75				
						171	H Denver	70 71				
						175	A UC Riverside	50 56				
						178	A Oral Roberts	59 64				
						203	H Eastern Wash.	73 63				
						240	A Sacramento St.	76 77				
						252	A Northern Ariz.	82 76				
						252	H Northern Ariz.	69 78				
						257	H San Diego	69 59				
						268	H Utah Valley	60 59				
						301	H Weber St.	84 79				
LAST 12 Division I GAMES:												
252	H Northern Ariz.	69 78	175	A UC Riverside	50 56							
117	H Northern Colo.	44 71	203	H Eastern Wash.	73 63							
240	A Sacramento St.	76 77	96	H Idaho St.	57 69							
143	A Portland St.	49 63	137	A Montana	57 79							
252	A Northern Ariz.	82 76	140	A Montana St.	64 69							
301	H Weber St.	84 79	57	A Boise St.	53 88							

Non-Div I Games:

Southern Utah

■ Loss,
■ Non-Conf,
■ S Site,
■ H Home
■ A Away
N Neutral

St. Bonaventure

Through Games Of Feb. 1, 2019

Average RPI Win:	225	WON-LOST	WINNING	LAST 10	STRENGTH OF	OPP. STRENGTH	TEAM	ADJ.	CONF.	ADJ CONF.
Average RPI Loss:	140	RECORD	PCT. RANK	GAMES	SCHEDULE	OF SCHEDULE	RPI	RPI	RPI	RPI
DIV. I ONLY	6- 14	275	1- 0	125	173	208	208	17	17	
DIV. I NON-CONF.	3- 10	278	0- 0	96	173	229	229	16	16	
TOTALS	RPI 1-25	RPI 26-50	W-L RECORDS	RPI 51-100	RPI 101-150	RPI 150+				
6- 14	0- 0	0- 2	OVERALL	0- 3	0- 3	6- 6				
2- 6	0- 0	0- 1	HOME	0- 1	0- 1	2- 3				
4- 7	0- 0	0- 1	AWAY	0- 1	0- 2	4- 3				
0- 1	0- 0	0- 0	NEUTRAL	0- 1	0- 0	0- 0				
3- 10	0- 0	0- 2	NON-CONFERENCE	0- 3	0- 2	3- 3				
2- 3	0- 0	0- 1	HOME	0- 1	0- 0	2- 1				
1- 6	0- 0	0- 1	AWAY	0- 1	0- 2	1- 2				
0- 1	0- 0	0- 0	NEUTRAL	0- 1	0- 0	0- 0				
3- 4	0- 0	0- 0	CONFERENCE	0- 0	0- 1	3- 3				
0- 3	0- 0	0- 0	HOME	0- 0	0- 1	0- 2				
3- 1	0- 0	0- 0	AWAY	0- 0	0- 0	3- 1				
0- 0	0- 0	0- 0	NEUTRAL	0- 0	0- 0	0- 0				

RPI S	Opponent	Score	RPI S	Opponent	Score	RPI S	Opponent	Score	RPI S	Opponent	Score	Team's RPI: 208
26	A Buffalo	43 90	54	N Ohio	53 70	106	A Georgia	40 67				
49	H Bucknell	46 77	89	H Kent St.	64 76	111	H Dayton	49 62				
			100	A Penn St.	65 80	150	A Akron	58 67				
						155	H Duquesne	54 60				
						171	A Denver	62 76				
						193	A George Mason	68 57				
						194	H Saint Louis	45 62				
						198	A Massachusetts	64 63				
						199	A Rhode Island	84 68				
						221	A Niagara	76 48				
						234	H Hofstra	59 67				
						235	A Cornell	44 58				
						263	H Siena	74 58				
						276	H Canisius	100 94				
						283	A Saint Joseph's	41 66				
LAST 12 Division I GAMES:												
194	H Saint Louis	45 62	199	A Rhode Island	84 68							
111	H Dayton	49 62	198	A Massachusetts	64 63							
283	A Saint Joseph's	41 66	26	A Buffalo	43 90							
193	A George Mason	68 57	89	H Kent St.	64 76							
155	H Duquesne	54 60	100	A Penn St.	65 80							
235	A Cornell	44 58	263	H Siena	74 58							

Non-Div I Games:

St. Bonaventure

■ Loss,
 ■ Non-Conf,
 ■ S Site,
 ■ H Home
 ■ A Away
 N Neutral

Average RPI Win:	296	WON-LOST	WINNING	LAST 10	STRENGTH OF	OPP. STRENGTH	TEAM	ADJ.	CONF.	ADJ CONF.
Average RPI Loss:	210	RECORD	PCT. RANK	GAMES	SCHEDULE	OF SCHEDULE	RPI	RPI	RPI	RPI
DIV. I ONLY	10- 9	152	0- 1	340	339	272	272	31	31	
DIV. I NON-CONF.	5- 6	177	0- 0	318	313	273	273	31	31	
TOTALS	RPI 1-25	RPI 26-50	W-L RECORDS	RPI 51-100	RPI 101-150	RPI 150+				
10- 9	0- 0	0- 0	OVERALL	0- 1	1- 1	9- 7				
4- 4	0- 0	0- 0	HOME	0- 1	0- 0	4- 3				
5- 4	0- 0	0- 0	AWAY	0- 0	1- 1	4- 3				
1- 1	0- 0	0- 0	NEUTRAL	0- 0	0- 0	1- 1				
5- 6	0- 0	0- 0	NON-CONFERENCE	0- 1	1- 1	4- 4				
2- 2	0- 0	0- 0	HOME	0- 1	0- 0	2- 1				
2- 3	0- 0	0- 0	AWAY	0- 0	1- 1	1- 2				
1- 1	0- 0	0- 0	NEUTRAL	0- 0	0- 0	1- 1				
5- 3	0- 0	0- 0	CONFERENCE	0- 0	0- 0	5- 3				
2- 2	0- 0	0- 0	HOME	0- 0	0- 0	2- 2				
3- 1	0- 0	0- 0	AWAY	0- 0	0- 0	3- 1				
0- 0	0- 0	0- 0	NEUTRAL	0- 0	0- 0	0- 0				

RPI 1-25				RPI 26-50				RPI 51-100				RPI 101+				Team's RPI: 272	
RPI	S	Opponent	Score	RPI	S	Opponent	Score	RPI	S	Opponent	Score	RPI	S	Opponent	Score		
								86	H	Princeton	64	83	118	A	Seton Hall	77	100
												122	A	Morehead St.	101	94	
												166	A	Stony Brook	67	74	
												220	A	Mt. St. Mary's	75	78	
												226	H	Robert Morris	56	75	
												233	H	Sacred Heart	66	68	
												239	H	Saint Francis (PA)	78	65	
												259	H	Albany (NY)	60	67	
												289	N	Valparaiso	76	78	
												290	A	Army West Point	57	69	
												292	A	Bryant	60	55	
												298	A	Loyola Maryland	75	70	
												311	H	Saint Peter's	74	70	
												325	H	Wagner	76	61	
												330	H	Manhattan	73	65	
												342	A	Fairleigh Dickinson	64	53	
												345	N	Chicago St.	110	73	
												351	A	LIU Brooklyn	79	67	
LAST 12 Division I GAMES:																	
351	A	LIU Brooklyn	79	67	220	A	Mt. St. Mary's	75	78								
233	H	Sacred Heart	66	68	342	A	Fairleigh Dickinson	64	53								
239	H	Saint Francis (PA)	78	65	166	A	Stony Brook	67	74								
226	H	Robert Morris	56	75	86	H	Princeton	64	83								
292	A	Bryant	60	55	259	H	Albany (NY)	60	67								
325	H	Wagner	76	61	311	H	Saint Peter's	74	70								

Non-Div I Games: Mercy 102 51

St. Francis Brooklyn

■ Loss,
 ■ Non-Conf,
 ■ S Site,
 ■ H Home
 ■ A Away
 N Neutral

Average RPI Win:	206	WON-LOST	WINNING	LAST 10	STRENGTH OF	OPP. STRENGTH	TEAM	ADJ.	CONF.	ADJ CONF.
Average RPI Loss:	53	RECORD	PCT. RANK	GAMES	SCHEDULE	OF SCHEDULE	RPI	RPI	RPI	RPI
DIV. I ONLY	9- 12	212	0- 1	73	46	127	127	6	6	
DIV. I NON-CONF.	7- 4	109	0- 0	184	57	99	99	4	4	
TOTALS	RPI 1-25	RPI 26-50	W-L RECORDS	RPI 51-100	RPI 101-150	RPI 150+				
9- 12	0- 3	1- 5	OVERALL	2- 2	0- 2	6- 0				
3- 5	0- 1	0- 2	HOME	2- 2	0- 0	1- 0				
4- 6	0- 1	0- 3	AWAY	0- 0	0- 2	4- 0				
2- 1	0- 1	1- 0	NEUTRAL	0- 0	0- 0	1- 0				
7- 4	0- 2	1- 1	NON-CONFERENCE	1- 0	0- 1	5- 0				
2- 1	0- 1	0- 0	HOME	1- 0	0- 0	1- 0				
3- 2	0- 0	0- 1	AWAY	0- 0	0- 1	3- 0				
2- 1	0- 1	1- 0	NEUTRAL	0- 0	0- 0	1- 0				
2- 8	0- 1	0- 4	CONFERENCE	1- 2	0- 1	1- 0				
1- 4	0- 0	0- 2	HOME	1- 2	0- 0	0- 0				
1- 4	0- 1	0- 2	AWAY	0- 0	0- 1	1- 0				
0- 0	0- 0	0- 0	NEUTRAL	0- 0	0- 0	0- 0				

RPI 1-25				RPI 26-50				RPI 51-100				RPI 101+ Team's RPI: 127			
RPI	S	Opponent	Score	RPI	S	Opponent	Score	RPI	S	Opponent	Score	RPI	S	Opponent	Score
7	N	UConn	55 65	36	A	DePaul	64 73	90	H	Providence	66 67	103	A	Wake Forest	59 64
10	A	Marquette	73 83	37	A	Butler	45 66	94	H	Creighton	63 65	118	A	Seton Hall	67 77
21	H	Florida St.	53 57	37	H	Butler	68 73	95	H	Yale	56 52	167	A	Xavier	76 57
				39	H	Villanova	57 73	98	H	Georgetown	59 51	205	N	Ole Miss	64 59
				40	N	Purdue	68 62					288	A	La Salle	83 57
				45	A	James Madison	51 64					290	A	Army West Point	60 49
												327	A	Iona	61 35
												347	H	Delaware St.	82 44
LAST 12 Division I GAMES:															
98	H	Georgetown	59 51	37	H	Butler	68 73								
10	A	Marquette	73 83	39	H	Villanova	57 73								
36	A	DePaul	64 73	167	A	Xavier	76 57								
94	H	Creighton	63 65	118	A	Seton Hall	67 77								
90	H	Providence	66 67	45	A	James Madison	51 64								
37	A	Butler	45 66	288	A	La Salle	83 57								

Non-Div I Games:

St. John's (NY)

■ Loss,
■ Non-Conf,
■ S Site,
■ H Home
■ A Away
N Neutral

Average RPI Win:	99	WON-LOST	WINNING	LAST 10	STRENGTH OF	OPP. STRENGTH	TEAM	ADJ.	CONF.	ADJ CONF.
Average RPI Loss:	21	RECORD	PCT. RANK	GAMES	SCHEDULE	OF SCHEDULE	RPI	RPI	RPI	RPI
DIV. I ONLY	17- 3	16	0- 1	11	9	5	5	2	2	
DIV. I NON-CONF.	10- 1	17	0- 0	11	43	3	3	2	2	
TOTALS	RPI 1-25	RPI 26-50	W-L RECORDS	RPI 51-100	RPI 101-150	RPI 150+				
17- 3	2- 2	3- 1	OVERALL	4- 0	6- 0	2- 0				
9- 0	1- 0	2- 0	HOME	1- 0	4- 0	1- 0				
6- 3	1- 2	1- 1	AWAY	2- 0	1- 0	1- 0				
2- 0	0- 0	0- 0	NEUTRAL	1- 0	1- 0	0- 0				
10- 1	1- 1	1- 0	NON-CONFERENCE	3- 0	3- 0	2- 0				
5- 0	1- 0	0- 0	HOME	1- 0	2- 0	1- 0				
3- 1	0- 1	1- 0	AWAY	1- 0	0- 0	1- 0				
2- 0	0- 0	0- 0	NEUTRAL	1- 0	1- 0	0- 0				
7- 2	1- 1	2- 1	CONFERENCE	1- 0	3- 0	0- 0				
4- 0	0- 0	2- 0	HOME	0- 0	2- 0	0- 0				
3- 2	1- 1	0- 1	AWAY	1- 0	1- 0	0- 0				
0- 0	0- 0	0- 0	NEUTRAL	0- 0	0- 0	0- 0				

RPI	S	Opponent	Score	RPI	S	Opponent	Score	RPI	S	Opponent	Score	RPI	S	Opponent	Score
2	H	Baylor	68 63	26	A	Buffalo	62 55	58	A	Tennessee	95 85	105	H	Idaho	115 71
13	A	Gonzaga	73 79	27	A	Utah	68 75	67	A	Arizona	78 48	109	N	American	71 49
16	A	Arizona St.	72 65	43	H	UCLA	86 80	82	H	UC Davis	71 43	114	H	Washington St.	85 64
23	A	California	80 81	50	H	Southern California	72 64	91	N	FGCU	88 65	125	H	Washington	91 54
LAST 12 Division I GAMES:															
134	A	Colorado	80 69	23	A	California	80 81	146	H	CSUN	69 43	254	H	San Francisco	96 62
114	H	Washington St.	85 64	27	A	Utah	68 75	26	A	Buffalo	62 55	261	A	Hawaii	81 59
125	H	Washington	91 54	50	H	Southern California	72 64	58	A	Tennessee	95 85				
67	A	Arizona	78 48	43	H	UCLA	86 80								
16	A	Arizona St.	72 65												

Non-Div I Games:

Stanford

■ Loss,
 ■ Non-Conf,
 ■ S Site,
 ■ Home
 ■ A Away
 N Neutral

Average RPI Win: 290	WON-LOST	WINNING	LAST 10	STRENGTH OF	OPP. STRENGTH	TEAM	ADJ.	CONF.	ADJ CONF.
Average RPI Loss: 123	RECORD	PCT. RANK	GAMES	SCHEDULE	OF SCHEDULE	RPI	RPI	RPI	RPI
DIV. I ONLY	8- 11	217	1- 0	212	233	228	228	24	24
DIV. I NON-CONF.	3- 9	271	0- 0	113	175	266	266	27	27
TOTALS	RPI 1-25	RPI 26-50	W-L RECORDS	RPI 51-100	RPI 101-150	RPI 150+			
8- 11	0- 1	0- 1	OVERALL	0- 3	0- 2	8- 4			
6- 2	0- 1	0- 0	HOME	0- 1	0- 0	6- 0			
2- 6	0- 0	0- 1	AWAY	0- 1	0- 2	2- 2			
0- 3	0- 0	0- 0	NEUTRAL	0- 1	0- 0	0- 2			
3- 9	0- 1	0- 1	NON-CONFERENCE	0- 3	0- 1	3- 3			
3- 2	0- 1	0- 0	HOME	0- 1	0- 0	3- 0			
0- 4	0- 0	0- 1	AWAY	0- 1	0- 1	0- 1			
0- 3	0- 0	0- 0	NEUTRAL	0- 1	0- 0	0- 2			
5- 2	0- 0	0- 0	CONFERENCE	0- 0	0- 1	5- 1			
3- 0	0- 0	0- 0	HOME	0- 0	0- 0	3- 0			
2- 2	0- 0	0- 0	AWAY	0- 0	0- 1	2- 1			
0- 0	0- 0	0- 0	NEUTRAL	0- 0	0- 0	0- 0			

RPI 1-25				RPI 26-50				RPI 51-100				RPI 101+ Team's RPI: 228			
RPI	S	Opponent	Score	RPI	S	Opponent	Score	RPI	S	Opponent	Score	RPI	S	Opponent	Score
15	H	UCF	55 78	28	A	Texas	46 65	58	A	Tennessee	55 65	107	A	Alabama	47 59
								81	H	Penn	53 75	145	A	North Ala.	55 71
								99	N	Wright St.	44 57	152	A	Tulsa	54 55
												154	N	Marist	69 76
												229	H	Liberty	69 52
												230	A	Jacksonville	69 56
												234	N	Hofstra	50 53
												237	H	North Dakota	74 63
												284	A	North Florida	57 71
												305	H	NJIT	74 48
												309	H	North Dakota St.	60 59
												332	A	Lipscomb	80 65
												332	H	Lipscomb	76 49
												349	H	Florida A&M	69 44
LAST 12 Division I GAMES:															
305	H	NJIT	74 48	230	A	Jacksonville	69 56								
145	A	North Ala.	55 71	332	H	Lipscomb	76 49								
284	A	North Florida	57 71	309	H	North Dakota St.	60 59								
332	A	Lipscomb	80 65	349	H	Florida A&M	69 44								
229	H	Liberty	69 52	237	H	North Dakota	74 63								
81	H	Penn	53 75	28	A	Texas	46 65								

Non-Div I Games: Central St. (OH) 81 51 Webber Int'l 80 52

Stetson

Loss, Non-Conf, S Site, H Home A Away N Neutral

Stony Brook

Through Games Of Feb. 1, 2019

Average RPI Win:	272	WON-LOST	WINNING	LAST 10	STRENGTH OF	OPP. STRENGTH	TEAM	ADJ.	CONF.	ADJ CONF.
Average RPI Loss:	107	RECORD	PCT. RANK	GAMES	SCHEDULE	OF SCHEDULE	RPI	RPI	RPI	RPI
DIV. I ONLY	15- 5	47	1- 0	313	256	166	166	23	23	
DIV. I NON-CONF.	10- 2	37	0- 0	294	271	92	92	24	24	
TOTALS	RPI 1-25	RPI 26-50	W-L RECORDS	RPI 51-100	RPI 101-150	RPI 150+				
15- 5	0- 1	0- 0	OVERALL	1- 2	0- 1	14- 1				
8- 3	0- 0	0- 0	HOME	0- 1	0- 1	8- 1				
7- 2	0- 1	0- 0	AWAY	1- 1	0- 0	6- 0				
0- 0	0- 0	0- 0	NEUTRAL	0- 0	0- 0	0- 0				
10- 2	0- 1	0- 0	NON-CONFERENCE	1- 1	0- 0	9- 0				
6- 0	0- 0	0- 0	HOME	0- 0	0- 0	6- 0				
4- 2	0- 1	0- 0	AWAY	1- 1	0- 0	3- 0				
0- 0	0- 0	0- 0	NEUTRAL	0- 0	0- 0	0- 0				
5- 3	0- 0	0- 0	CONFERENCE	0- 1	0- 1	5- 1				
2- 3	0- 0	0- 0	HOME	0- 1	0- 1	2- 1				
3- 0	0- 0	0- 0	AWAY	0- 0	0- 0	3- 0				
0- 0	0- 0	0- 0	NEUTRAL	0- 0	0- 0	0- 0				

RPI 1-25				RPI 26-50				RPI 51-100				RPI 101+ Team's RPI: 166			
RPI	S	Opponent	Score	RPI	S	Opponent	Score	RPI	S	Opponent	Score	RPI	S	Opponent	Score
14	A	Rutgers	47 61					70	H	Maine	54 68	110	H	Hartford	36 64
								80	A	Toledo	48 80	216	A	Binghamton	65 56
								100	A	Penn St.	81 70	233	A	Sacred Heart	73 58
												234	H	Hofstra	77 49
												235	H	Cornell	63 61
												259	H	Albany (NY)	49 54
												265	H	Ga. Southern	72 43
												272	H	St. Francis Brooklyn	74 67
												273	A	Vermont	67 61
												297	H	UMass Lowell	76 56
												304	H	UMBC	57 44
												325	H	Wagner	70 45
												327	A	Iona	53 51
												328	A	New Hampshire	82 63
												330	A	Manhattan	79 48
												342	H	Fairleigh Dickinson	63 49
LAST 12 Division I GAMES:															
259	H	Albany (NY)	49 54	304	H	UMBC	57 44								
70	H	Maine	54 68	273	A	Vermont	67 61								
328	A	New Hampshire	82 63	272	H	St. Francis Brooklyn	74 67								
216	A	Binghamton	65 56	80	A	Toledo	48 80								
297	H	UMass Lowell	76 56	325	H	Wagner	70 45								
110	H	Hartford	36 64	327	A	Iona	53 51								

Non-Div I Games: SUNY New Paltz 87 50

Stony Brook

Loss, Non-Conf, S Site, H Home A Away N Neutral

Average RPI Win:	94	WON-LOST	WINNING	LAST 10	STRENGTH OF	OPP. STRENGTH	TEAM	ADJ.	CONF.	ADJ CONF.
Average RPI Loss:	51	RECORD	PCT. RANK	GAMES	SCHEDULE	OF SCHEDULE	RPI	RPI	RPI	RPI
DIV. I ONLY	17- 4	27	1- 0	13	17	9	9	1	1	
DIV. I NON-CONF.	11- 2	31	0- 0	10	66	7	7	1	1	
TOTALS	RPI 1-25	RPI 26-50	W-L RECORDS	RPI 51-100	RPI 101-150	RPI 150+				
17- 4	2- 2	4- 1	OVERALL	4- 0	3- 1	4- 0				
8- 1	1- 1	2- 0	HOME	0- 0	2- 0	3- 0				
4- 3	0- 1	1- 1	AWAY	2- 0	1- 1	0- 0				
5- 0	1- 0	1- 0	NEUTRAL	2- 0	0- 0	1- 0				
11- 2	2- 1	2- 0	NON-CONFERENCE	2- 0	1- 1	4- 0				
6- 0	1- 0	1- 0	HOME	0- 0	1- 0	3- 0				
0- 2	0- 1	0- 0	AWAY	0- 0	0- 1	0- 0				
5- 0	1- 0	1- 0	NEUTRAL	2- 0	0- 0	1- 0				
6- 2	0- 1	2- 1	CONFERENCE	2- 0	2- 0	0- 0				
2- 1	0- 1	1- 0	HOME	0- 0	1- 0	0- 0				
4- 1	0- 0	1- 1	AWAY	2- 0	1- 0	0- 0				
0- 0	0- 0	0- 0	NEUTRAL	0- 0	0- 0	0- 0				

RPI	S	Opponent	Score	RPI	S	Opponent	Score	RPI	S	Opponent	Score	RPI	S	Opponent	Score
4	A	Oregon	73 75	31	H	North Carolina	90 77	52	N	Kansas St.	70 61	101	H	Virginia	72 68
15	N	UCF	57 52	36	N	DePaul	83 81	64	A	Duke	64 55	115	A	Pittsburgh	82 50
20	H	Texas A&M	75 65	41	A	Clemson	84 75	69	A	Virginia Tech	75 73	121	H	Towson	98 55
25	H	Miami (FL)	71 84	42	A	Georgia Tech	55 65	86	N	Princeton	92 61	132	A	Minnesota	68 72
				49	H	Bucknell	70 56					155	N	Duquesne	87 71
												183	H	UMES	96 51
												221	H	Niagara	94 45
												237	H	North Dakota	85 49
LAST 12 Division I GAMES:															
25	H	Miami (FL)	71 84	101	H	Virginia	72 68								
42	A	Georgia Tech	55 65	64	A	Duke	64 55								
115	A	Pittsburgh	82 50	15	N	UCF	57 52								
31	H	North Carolina	90 77	155	N	Duquesne	87 71								
69	A	Virginia Tech	75 73	221	H	Niagara	94 45								
41	A	Clemson	84 75	183	H	UMES	96 51								

Non-Div I Games:

Syracuse

Average RPI Win:	185	WON-LOST	WINNING	LAST 10	STRENGTH OF	OPP. STRENGTH	TEAM	ADJ.	CONF.	ADJ CONF.
Average RPI Loss:	31	RECORD	PCT. RANK	GAMES	SCHEDULE	OF SCHEDULE	RPI	RPI	RPI	RPI
DIV. I ONLY	15- 5	47	1- 0	98	72	51	51	3	3	
DIV. I NON-CONF.	10- 1	17	0- 0	291	240	87	87	3	3	
TOTALS	RPI 1-25	RPI 26-50	W-L RECORDS	RPI 51-100	RPI 101-150	RPI 150+				
15- 5	0- 2	0- 2	OVERALL	3- 1	2- 0	10- 0				
12- 1	0- 1	0- 0	HOME	2- 0	2- 0	8- 0				
3- 3	0- 1	0- 1	AWAY	1- 1	0- 0	2- 0				
0- 1	0- 0	0- 1	NEUTRAL	0- 0	0- 0	0- 0				
10- 1	0- 0	0- 1	NON-CONFERENCE	0- 0	1- 0	9- 0				
8- 0	0- 0	0- 0	HOME	0- 0	1- 0	7- 0				
2- 0	0- 0	0- 0	AWAY	0- 0	0- 0	2- 0				
0- 1	0- 0	0- 1	NEUTRAL	0- 0	0- 0	0- 0				
5- 4	0- 2	0- 1	CONFERENCE	3- 1	1- 0	1- 0				
4- 1	0- 1	0- 0	HOME	2- 0	1- 0	1- 0				
1- 3	0- 1	0- 1	AWAY	1- 1	0- 0	0- 0				
0- 0	0- 0	0- 0	NEUTRAL	0- 0	0- 0	0- 0				

RPI	S	Opponent	Score	RPI	S	Opponent	Score	RPI	S	Opponent	Score	RPI	S	Opponent	Score
2	H	Baylor	55 79	28	A	Texas	67 73	52	A	Kansas St.	61 47	138	H	Oklahoma	86 71
12	A	Iowa St.	54 92	29	N	BYU	58 61	63	H	West Virginia	62 48	140	H	Montana St.	71 49
								84	A	Oklahoma St.	71 75	155	H	Duquesne	61 48
								88	H	Kansas	58 53	156	H	Texas Tech	78 70
												179	H	Southern U.	69 40
												200	H	SMU	65 63
												205	A	Ole Miss	55 50
												207	H	Sam Houston St.	72 59
												244	A	San Diego St.	81 64
												290	H	Army West Point	63 38
												315	H	Mississippi Val.	96 47
												350	H	Alcorn	88 31
LAST 12 Division I GAMES:															
138	H	Oklahoma	86 71	52	A	Kansas St.	61 47								
28	A	Texas	67 73	88	H	Kansas	58 53								
156	H	Texas Tech	78 70	63	H	West Virginia	62 48								
2	H	Baylor	55 79	350	H	Alcorn	88 31								
12	A	Iowa St.	54 92	207	H	Sam Houston St.	72 59								
84	A	Oklahoma St.	71 75	179	H	Southern U.	69 40								

Non-Div I Games:

TCU

■ Loss,
■ Non-Conf, S Site,
■ Home
■ Away
N Neutral

Average RPI Win:	274	WON-LOST	WINNING	LAST 10	STRENGTH OF	OPP. STRENGTH	TEAM	ADJ.	CONF.	ADJ CONF.
Average RPI Loss:	92	RECORD	PCT. RANK	GAMES	SCHEDULE	OF SCHEDULE	RPI	RPI	RPI	RPI
DIV. I ONLY	6- 14	275	1- 0	108	97	202	202	9	9	
DIV. I NON-CONF.	4- 9	252	0- 0	182	106	222	222	9	9	
TOTALS	RPI 1-25	RPI 26-50	W-L RECORDS	RPI 51-100	RPI 101-150	RPI 150+				
6- 14	0- 3	0- 2	OVERALL	0- 3	0- 2	6- 4				
4- 3	0- 1	0- 0	HOME	0- 0	0- 1	4- 1				
2- 10	0- 2	0- 2	AWAY	0- 3	0- 0	2- 3				
0- 1	0- 0	0- 0	NEUTRAL	0- 0	0- 1	0- 0				
4- 9	0- 2	0- 2	NON-CONFERENCE	0- 1	0- 1	4- 3				
3- 0	0- 0	0- 0	HOME	0- 0	0- 0	3- 0				
1- 8	0- 2	0- 2	AWAY	0- 1	0- 0	1- 3				
0- 1	0- 0	0- 0	NEUTRAL	0- 0	0- 1	0- 0				
2- 5	0- 1	0- 0	CONFERENCE	0- 2	0- 1	2- 1				
1- 3	0- 1	0- 0	HOME	0- 0	0- 1	1- 1				
1- 2	0- 0	0- 0	AWAY	0- 2	0- 0	1- 0				
0- 0	0- 0	0- 0	NEUTRAL	0- 0	0- 0	0- 0				

RPI	S	Opponent	Score	RPI	S	Opponent	Score	RPI	S	Opponent	Score	RPI	S	Opponent	Score	Team's RPI: 202
7	H	UConn	67 88	36	A	DePaul	88 102	78	A	Cincinnati	52 72	112	H	Tulane	57 66	
17	A	South Carolina	60 88	39	A	Villanova	68 76	81	A	Penn	62 71	119	N	Radford	50 56	
25	A	Miami (FL)	61 73					92	A	Houston	65 78	152	A	Tulsa	75 61	
												154	A	Marist	68 74	
												155	A	Duquesne	53 54	
												165	H	South Fla.	53 63	
												205	A	Ole Miss	55 62	
												246	H	East Carolina	84 62	
												283	A	Saint Joseph's	58 52	
												288	H	La Salle	75 47	
												327	H	Iona	59 39	
												347	H	Delaware St.	75 61	
LAST 12 Division I GAMES:																
81	A	Penn	62 71	152	A	Tulsa	75 61									
7	H	UConn	67 88	246	H	East Carolina	84 62									
78	A	Cincinnati	52 72	155	A	Duquesne	53 54									
92	A	Houston	65 78	288	H	La Salle	75 47									
112	H	Tulane	57 66	17	A	South Carolina	60 88									
165	H	South Fla.	53 63	39	A	Villanova	68 76									

Non-Div I Games:

Temple

Tennessee

Through Games Of Feb. 1, 2019

Average RPI Win:	166	WON-LOST	WINNING	LAST 10	STRENGTH OF	OPP. STRENGTH	TEAM	ADJ.	CONF.	ADJ CONF.
Average RPI Loss:	49	RECORD	PCT. RANK	GAMES	SCHEDULE	OF SCHEDULE	RPI	RPI	RPI	RPI
DIV. I ONLY	14- 7	79	1- 0	37	65	58	58	5	5	
DIV. I NON-CONF.	11- 2	31	1- 0	58	96	30	30	5	5	
TOTALS	RPI 1-25	RPI 26-50	W-L RECORDS	RPI 51-100	RPI 101-150	RPI 150+				
14- 7	0- 2	2- 2	OVERALL	4- 1	1- 2	7- 0				
9- 5	0- 2	0- 2	HOME	2- 1	0- 0	7- 0				
3- 2	0- 0	1- 0	AWAY	2- 0	0- 2	0- 0				
2- 0	0- 0	1- 0	NEUTRAL	0- 0	1- 0	0- 0				
11- 2	0- 2	2- 0	NON-CONFERENCE	2- 0	1- 0	6- 0				
7- 2	0- 2	0- 0	HOME	1- 0	0- 0	6- 0				
2- 0	0- 0	1- 0	AWAY	1- 0	0- 0	0- 0				
2- 0	0- 0	1- 0	NEUTRAL	0- 0	1- 0	0- 0				
3- 5	0- 0	0- 2	CONFERENCE	2- 1	0- 2	1- 0				
2- 3	0- 0	0- 2	HOME	1- 1	0- 0	1- 0				
1- 2	0- 0	0- 0	AWAY	1- 0	0- 2	0- 0				
0- 0	0- 0	0- 0	NEUTRAL	0- 0	0- 0	0- 0				

RPI 1-25				RPI 26-50				RPI 51-100				RPI 101+			
RPI	S	Opponent	Score	RPI	S	Opponent	Score	RPI	S	Opponent	Score	RPI	S	Opponent	Score
1	H	Notre Dame	62 77	28	A	Texas	88 82	53	A	Auburn	78 69	106	A	Georgia	62 66
5	H	Stanford	85 95	32	H	Kentucky	71 73	55	H	LSU	74 65	107	A	Alabama	65 86
				35	H	Missouri	64 66	60	H	Arkansas	79 80	147	N	UAB	73 69
				41	N	Clemson	78 66	71	H	Belmont	84 76	188	H	UNC Asheville	73 46
								84	A	Oklahoma St.	76 63	211	H	Florida	67 50
												228	H	Stetson	65 55
												248	H	ETSU	80 61
												291	H	Murray St.	98 77
												329	H	Presbyterian	97 49
												349	H	Florida A&M	96 31
LAST 12 Division I GAMES:															
55	H	LSU	74 65	147	N	UAB	73 69								
1	H	Notre Dame	62 77	211	H	Florida	67 50								
60	H	Arkansas	79 80	35	H	Missouri	64 66								
107	A	Alabama	65 86	53	A	Auburn	78 69								
106	A	Georgia	62 66	71	H	Belmont	84 76								
32	H	Kentucky	71 73	291	H	Murray St.	98 77								

Non-Div I Games:

Tennessee

■ Loss,
■ Non-Conf, S Site,
■ Home
■ Away
N Neutral

Average RPI Win:	307	WON-LOST	WINNING	LAST 10	STRENGTH OF	OPP. STRENGTH	TEAM	ADJ.	CONF.	ADJ CONF.
Average RPI Loss:	154	RECORD	PCT. RANK	GAMES	SCHEDULE	OF SCHEDULE	RPI	RPI	RPI	RPI
DIV. I ONLY	2- 19	344	0- 1	112	230	293	293	20	20	
DIV. I NON-CONF.	0- 12	336	0- 0	110	153	314	314	20	20	
TOTALS	RPI 1-25	RPI 26-50	W-L RECORDS	RPI 51-100	RPI 101-150	RPI 150+				
2- 19	0- 1	0- 1	OVERALL	0- 3	0- 6	2- 8				
1- 5	0- 0	0- 0	HOME	0- 0	0- 4	1- 1				
1- 11	0- 1	0- 1	AWAY	0- 2	0- 1	1- 6				
0- 3	0- 0	0- 0	NEUTRAL	0- 1	0- 1	0- 1				
0- 12	0- 1	0- 1	NON-CONFERENCE	0- 2	0- 2	0- 6				
0- 1	0- 0	0- 0	HOME	0- 0	0- 1	0- 0				
0- 8	0- 1	0- 1	AWAY	0- 1	0- 0	0- 5				
0- 3	0- 0	0- 0	NEUTRAL	0- 1	0- 1	0- 1				
2- 7	0- 0	0- 0	CONFERENCE	0- 1	0- 4	2- 2				
1- 4	0- 0	0- 0	HOME	0- 0	0- 3	1- 1				
1- 3	0- 0	0- 0	AWAY	0- 1	0- 1	1- 1				
0- 0	0- 0	0- 0	NEUTRAL	0- 0	0- 0	0- 0				

RPI 1-25				RPI 26-50				RPI 51-100				RPI 101+ Team's RPI: 293			
RPI	S	Opponent	Score	RPI	S	Opponent	Score	RPI	S	Opponent	Score	RPI	S	Opponent	Score
3	A	Louisville	52 107	36	A	DePaul	73 95	60	N	Arkansas	55 79	115	N	Pittsburgh	56 78
								71	A	Belmont	46 80	122	H	Morehead St.	62 85
								97	A	Troy	67 92	128	H	South Alabama	56 78
												129	H	UT Martin	61 73
												141	A	Tennessee Tech	65 76
												141	H	Tennessee Tech	59 69
												164	A	Ball St.	51 90
												168	A	Vanderbilt	63 89
												174	N	Wisconsin	53 58
												230	H	Jacksonville St.	52 62
												240	A	Marshall	59 80
												278	A	Austin Peay	47 74
												291	A	Murray St.	65 61
												299	A	Alabama A&M	57 67
												322	H	Eastern Ky.	60 38
												332	A	Lipscomb	62 64
LAST 12 Division I GAMES:															
278	A	Austin Peay	47 74	129	H	UT Martin	61 73								
71	A	Belmont	46 80	291	A	Murray St.	65 61								
141	A	Tennessee Tech	65 76	141	H	Tennessee Tech	59 69								
122	H	Morehead St.	62 85	164	A	Ball St.	51 90								
322	H	Eastern Ky.	60 38	36	A	DePaul	73 95								
230	H	Jacksonville St.	52 62	240	A	Marshall	59 80								

Non-Div I Games:

Tennessee St.

■ Loss,
 ■ Non-Conf,
 ■ S Site,
 ■ H Home
 ■ A Away
 N Neutral

Average RPI Win:	246	WON-LOST	WINNING	LAST 10	STRENGTH OF	OPP. STRENGTH	TEAM	ADJ.	CONF.	ADJ CONF.
Average RPI Loss:	138	RECORD	PCT. RANK	GAMES	SCHEDULE	OF SCHEDULE	RPI	RPI	RPI	RPI
DIV. I ONLY	13- 5	65	0- 1	311	227	141	141	20	20	
DIV. I NON-CONF.	6- 3	91	0- 0	252	238	115	115	20	20	
TOTALS	RPI 1-25	RPI 26-50	W-L RECORDS	RPI 51-100	RPI 101-150	RPI 150+				
13- 5	0- 0	0- 0	OVERALL	2- 2	0- 1	11- 2				
6- 1	0- 0	0- 0	HOME	1- 0	0- 0	5- 1				
7- 3	0- 0	0- 0	AWAY	1- 1	0- 1	6- 1				
0- 1	0- 0	0- 0	NEUTRAL	0- 1	0- 0	0- 0				
6- 3	0- 0	0- 0	NON-CONFERENCE	1- 2	0- 0	5- 1				
3- 0	0- 0	0- 0	HOME	1- 0	0- 0	2- 0				
3- 2	0- 0	0- 0	AWAY	0- 1	0- 0	3- 1				
0- 1	0- 0	0- 0	NEUTRAL	0- 1	0- 0	0- 0				
7- 2	0- 0	0- 0	CONFERENCE	1- 0	0- 1	6- 1				
3- 1	0- 0	0- 0	HOME	0- 0	0- 0	3- 1				
4- 1	0- 0	0- 0	AWAY	1- 0	0- 1	3- 0				
0- 0	0- 0	0- 0	NEUTRAL	0- 0	0- 0	0- 0				

RPI 1-25			RPI 26-50			RPI 51-100			RPI 101+			Team's RPI: 141
RPI	S	Opponent	Score	RPI	S	Opponent	Score	RPI	S	Opponent	Score	
						60 A Arkansas	42 65	122 A Morehead St.		56 77		
						61 N Old Dominion	73 80	167 A Xavier		60 70		
						71 A Belmont	77 72	188 H UNC Asheville		60 53		
						73 H Middle Tenn.	68 64	212 H SIUE		79 55		
								230 A Jacksonville St.		66 49		
								247 A Wichita St.		55 45		
								270 H Eastern Ill.		99 88		
								278 H Austin Peay		65 72		
								293 A Tennessee St.		69 59		
								293 H Tennessee St.		76 65		
								322 A Eastern Ky.		81 68		
								332 A Lipscomb		67 52		
								334 H Western Caro.		77 58		
								336 A Charleston So.		77 55		
LAST 12 Division I GAMES:												
						122 A Morehead St.	56 77	278 H Austin Peay		65 72		
						230 A Jacksonville St.	66 49	322 A Eastern Ky.		81 68		
						293 H Tennessee St.	76 65	293 A Tennessee St.		69 59		
						270 H Eastern Ill.	99 88	332 A Lipscomb		67 52		
						212 H SIUE	79 55	188 H UNC Asheville		60 53		
						71 A Belmont	77 72	60 A Arkansas		42 65		

Non-Div I Games: Tenn. Wesleyan 100 58 Cumberland (TN) 88 55

Tennessee Tech

Loss, Non-Conf, S Site, H Home A Away N Neutral

Average RPI Win: 153		WON-LOST	WINNING	LAST 10	STRENGTH OF	OPP. STRENGTH	TEAM	ADJ.	CONF.	ADJ CONF.
Average RPI Loss: 45		RECORD	PCT. RANK	GAMES	SCHEDULE	OF SCHEDULE	RPI	RPI	RPI	RPI
DIV. I ONLY		17- 4	27	2- 0	57	66	28	28	3	3
DIV. I NON-CONF.		10- 2	37	2- 0	138	150	60	60	3	3
TOTALS		RPI 1-25	RPI 26-50	W-L RECORDS	RPI 51-100	RPI 101-150	RPI 150+			
17- 4	1- 1		0- 0	OVERALL	6- 3	2- 0	8- 0			
9- 3	0- 1		0- 0	HOME	3- 2	1- 0	5- 0			
5- 1	1- 0		0- 0	AWAY	1- 1	0- 0	3- 0			
3- 0	0- 0		0- 0	NEUTRAL	2- 0	1- 0	0- 0			
10- 2	0- 1		0- 0	NON-CONFERENCE	2- 1	1- 0	7- 0			
5- 2	0- 1		0- 0	HOME	0- 1	0- 0	5- 0			
2- 0	0- 0		0- 0	AWAY	0- 0	0- 0	2- 0			
3- 0	0- 0		0- 0	NEUTRAL	2- 0	1- 0	0- 0			
7- 2	1- 0		0- 0	CONFERENCE	4- 2	1- 0	1- 0			
4- 1	0- 0		0- 0	HOME	3- 1	1- 0	0- 0			
3- 1	1- 0		0- 0	AWAY	1- 1	0- 0	1- 0			
0- 0	0- 0		0- 0	NEUTRAL	0- 0	0- 0	0- 0			

RPI 1-25				Team's RPI: 28		RPI 51-100				RPI 101+					
RPI	S	Opponent	Score	RPI	S	Opponent	Score	RPI	S	Opponent	Score	RPI	S	Opponent	Score
8	H	Mississippi St.	49 67					51	H	TCU	73 67	138	H	Oklahoma	73 63
12	A	Iowa St.	64 62					52	A	Kansas St.	69 87	142	N	Fordham	72 54
								58	H	Tennessee	82 88	155	H	Duquesne	78 41
								59	N	Michigan	69 52	156	A	Texas Tech	78 71
								63	A	West Virginia	70 58	186	A	North Texas	64 54
								63	H	West Virginia	58 64	228	H	Stetson	65 46
								65	N	Quinnipiac	56 55	251	A	UTRGV	81 66
								84	H	Oklahoma St.	60 51	267	H	UTSA	98 54
								88	H	Kansas	62 43	319	H	McNeese	96 40
												331	H	Northwestern St.	104 66
LAST 12 Division I GAMES:															
				63	H	West Virginia	58 64	142	N	Fordham	72 54				
				156	A	Texas Tech	78 71	59	N	Michigan	69 52				
				88	H	Kansas	62 43	138	H	Oklahoma	73 63				
				51	H	TCU	73 67	63	A	West Virginia	70 58				
				52	A	Kansas St.	69 87	84	H	Oklahoma St.	60 51				
				12	A	Iowa St.	64 62	331	H	Northwestern St.	104 66				

Non-Div I Games:

Texas

■ Loss, ■ Non-Conf, S Site, H Home A Away N Neutral

Average RPI Win:	134	WON-LOST	WINNING	LAST 10	STRENGTH OF	OPP. STRENGTH	TEAM	ADJ.	CONF.	ADJ CONF.
Average RPI Loss:	37	RECORD	PCT. RANK	GAMES	SCHEDULE	OF SCHEDULE	RPI	RPI	RPI	RPI
DIV. I ONLY	17- 4	27	1- 0	43	56	20	20	5	5	
DIV. I NON-CONF.	11- 2	31	0- 0	50	112	21	21	5	5	
TOTALS	RPI 1-25	RPI 26-50	W-L RECORDS	RPI 51-100	RPI 101-150	RPI 150+				
17- 4	0- 2	4- 0	OVERALL	3- 2	2- 0	8- 0				
10- 2	0- 1	3- 0	HOME	0- 1	1- 0	6- 0				
5- 2	0- 1	0- 0	AWAY	3- 1	1- 0	1- 0				
2- 0	0- 0	1- 0	NEUTRAL	0- 0	0- 0	1- 0				
11- 2	0- 1	3- 0	NON-CONFERENCE	2- 1	0- 0	6- 0				
7- 1	0- 0	2- 0	HOME	0- 1	0- 0	5- 0				
2- 1	0- 1	0- 0	AWAY	2- 0	0- 0	0- 0				
2- 0	0- 0	1- 0	NEUTRAL	0- 0	0- 0	1- 0				
6- 2	0- 1	1- 0	CONFERENCE	1- 1	2- 0	2- 0				
3- 1	0- 1	1- 0	HOME	0- 0	1- 0	1- 0				
3- 1	0- 0	0- 0	AWAY	1- 1	1- 0	1- 0				
0- 0	0- 0	0- 0	NEUTRAL	0- 0	0- 0	0- 0				

RPI 1-25				Team's RPI: 20		RPI 26-50				RPI 51-100				RPI 101+					
RPI	S	Opponent	Score		RPI	S	Opponent	Score		RPI	S	Opponent	Score		RPI	S	Opponent	Score	
9	A	Syracuse	65	75	32	H	Kentucky	73	71	53	A	Auburn	69	67	106	A	Georgia	76	66
17	H	South Carolina	57	60	38	N	Oregon St.	76	70	55	A	LSU	52	63	107	H	Alabama	70	43
					48	H	Rice	65	54	66	H	Lamar University	68	74	168	A	Vanderbilt	50	43
					50	H	Southern California	71	51	77	A	Little Rock	61	40	168	H	Vanderbilt	69	53
										92	A	Houston	68	52	175	N	UC Riverside	70	63
															182	H	Arkansas St.	97	56
															206	H	Prairie View	70	57
															230	H	Jacksonville	73	53
															251	H	UTRGV	84	61
															296	H	Central Ark.	84	27
LAST 12 Division I GAMES:																			
53	A	Auburn	69	67	168	H	Vanderbilt	69	53	32	H	Kentucky	73	71	251	H	UTRGV	84	61
106	A	Georgia	76	66	50	A	Vanderbilt	50	43	206	H	Prairie View	70	57	50	H	Southern California	71	51
107	H	Alabama	70	43	55	A	LSU	52	63	50	H	Southern California	71	51	38	N	Oregon St.	76	70
168	A	Vanderbilt	50	43	17	H	South Carolina	57	60										

Non-Div I Games:

Texas A&M

Texas Southern

Through Games Of Feb. 1, 2019

Average RPI Win:	295	WON-LOST	WINNING	LAST 10	STRENGTH OF	OPP. STRENGTH	TEAM	ADJ.	CONF.	ADJ CONF.
Average RPI Loss:	147	RECORD	PCT. RANK	GAMES	SCHEDULE	OF SCHEDULE	RPI	RPI	RPI	RPI
DIV. I ONLY	6- 10	238	1- 0	274	317	222	222	29	29	
DIV. I NON-CONF.	2- 7	288	0- 0	54	295	178	178	26	26	
TOTALS	RPI 1-25	RPI 26-50	W-L RECORDS	RPI 51-100	RPI 101-150	RPI 150+				
6- 10	0- 1	0- 1	OVERALL	0- 1	0- 1	6- 6				
1- 1	0- 0	0- 0	HOME	0- 0	0- 0	1- 1				
5- 7	0- 1	0- 1	AWAY	0- 1	0- 1	5- 3				
0- 2	0- 0	0- 0	NEUTRAL	0- 0	0- 0	0- 2				
2- 7	0- 1	0- 1	NON-CONFERENCE	0- 1	0- 1	2- 3				
0- 0	0- 0	0- 0	HOME	0- 0	0- 0	0- 0				
2- 5	0- 1	0- 1	AWAY	0- 1	0- 1	2- 1				
0- 2	0- 0	0- 0	NEUTRAL	0- 0	0- 0	0- 2				
4- 3	0- 0	0- 0	CONFERENCE	0- 0	0- 0	4- 3				
1- 1	0- 0	0- 0	HOME	0- 0	0- 0	1- 1				
3- 2	0- 0	0- 0	AWAY	0- 0	0- 0	3- 2				
0- 0	0- 0	0- 0	NEUTRAL	0- 0	0- 0	0- 0				

RPI 1-25				RPI 26-50				RPI 51-100				RPI 101+ Team's RPI: 222			
RPI	S	Opponent	Score	RPI	S	Opponent	Score	RPI	S	Opponent	Score	RPI	S	Opponent	Score
22	A	Michigan St.	45 91	48	A	Rice	71 76	68	A	SFA	55 74	112	A	Tulane	56 62
												156	A	Texas Tech	55 75
												162	N	Abilene Christian	39 81
												176	H	Grambling	67 75
												179	A	Southern U.	61 63
												201	N	Nicholls St.	57 58
												206	A	Prairie View	52 44
												251	A	UTRGV	69 55
												310	H	Jackson St.	76 67
												315	A	Mississippi Val.	68 50
												343	A	Savannah St.	65 41
												344	A	Ark.-Pine Bluff	59 58
												350	A	Alcorn	52 53
LAST 12 Division I GAMES:															
310	H	Jackson St.	76 67	315	A	Mississippi Val.	68 50								
176	H	Grambling	67 75	344	A	Ark.-Pine Bluff	59 58								
206	A	Prairie View	52 44	68	A	SFA	55 74								
179	A	Southern U.	61 63	251	A	UTRGV	69 55								
350	A	Alcorn	52 53	22	A	Michigan St.	45 91								
156	A	Texas Tech	55 75	343	A	Savannah St.	65 41								

Non-Div I Games: Huston-Tillotson 72 36 Paul Quinn 83 54

Texas Southern

Loss, Non-Conf, S Site, H Home A Away N Neutral

Average RPI Win: 222	WON-LOST	WINNING	LAST 10	STRENGTH OF	OPP. STRENGTH	TEAM	ADJ.	CONF.	ADJ CONF.
Average RPI Loss: 117	RECORD	PCT. RANK	GAMES	SCHEDULE	OF SCHEDULE	RPI	RPI	RPI	RPI
DIV. I ONLY	7- 11	232	0- 1	131	121	177	177	13	13
DIV. I NON-CONF.	3- 7	256	0- 1	65	154	172	172	15	15
TOTALS	RPI 1-25	RPI 26-50	W-L RECORDS	RPI 51-100	RPI 101-150	RPI 150+			
7- 11	0- 0	0- 3	OVERALL	0- 2	0- 3	7- 3			
2- 5	0- 0	0- 0	HOME	0- 0	0- 2	2- 3			
5- 5	0- 0	0- 2	AWAY	0- 2	0- 1	5- 0			
0- 1	0- 0	0- 1	NEUTRAL	0- 0	0- 0	0- 0			
3- 7	0- 0	0- 3	NON-CONFERENCE	0- 1	0- 2	3- 1			
1- 2	0- 0	0- 0	HOME	0- 0	0- 1	1- 1			
2- 4	0- 0	0- 2	AWAY	0- 1	0- 1	2- 0			
0- 1	0- 0	0- 1	NEUTRAL	0- 0	0- 0	0- 0			
4- 4	0- 0	0- 0	CONFERENCE	0- 1	0- 1	4- 2			
1- 3	0- 0	0- 0	HOME	0- 0	0- 1	1- 2			
3- 1	0- 0	0- 0	AWAY	0- 1	0- 0	3- 0			
0- 0	0- 0	0- 0	NEUTRAL	0- 0	0- 0	0- 0			

RPI 1-25				RPI 26-50				RPI 51-100				RPI 101+ Team's RPI: 177			
RPI	S	Opponent	Score	RPI	S	Opponent	Score	RPI	S	Opponent	Score	RPI	S	Opponent	Score
				35	A	Missouri	50 69	77	A	Little Rock	47 62	112	A	Tulane	61 67
				44	A	New Mexico	51 82	84	A	Oklahoma St.	55 66	139	H	Appalachian St.	49 62
				47	N	Saint Mary's (CA)	62 89					140	H	Montana St.	59 67
												163	A	Georgia St.	69 60
												163	H	Georgia St.	34 57
												178	H	Oral Roberts	64 81
												182	A	Arkansas St.	85 62
												195	H	Coastal Caro.	73 58
												201	H	Nicholls St.	72 67
												265	A	Ga. Southern	64 52
												265	H	Ga. Southern	55 65
												267	A	UTSA	68 60
												279	A	A&M-Corpus Christi	60 53
LAST 12 Division I GAMES:															
				201	H	Nicholls St.	72 67	112	A	Tulane	61 67				
				265	H	Ga. Southern	55 65	140	H	Montana St.	59 67				
				163	H	Georgia St.	34 57	195	H	Coastal Caro.	73 58				
				182	A	Arkansas St.	85 62	163	A	Georgia St.	69 60				
				77	A	Little Rock	47 62	265	A	Ga. Southern	64 52				
				139	H	Appalachian St.	49 62	47	N	Saint Mary's (CA)	62 89				

Non-Div I Games: UNKNOWN 92 39 Tex. A&M Int'l 89 25

Texas St.

Loss, Non-Conf, S Site, H Home A Away N Neutral

Average RPI Win:	213	WON-LOST	WINNING	LAST 10	STRENGTH OF	OPP. STRENGTH	TEAM	ADJ.	CONF.	ADJ CONF.
Average RPI Loss:	75	RECORD	PCT. RANK	GAMES	SCHEDULE	OF SCHEDULE	RPI	RPI	RPI	RPI
DIV. I ONLY	10- 10	164	0- 1	87	95	156	156	3	3	
DIV. I NON-CONF.	9- 2	43	0- 0	267	311	125	125	3	3	
TOTALS	RPI 1-25	RPI 26-50	W-L RECORDS	RPI 51-100	RPI 101-150	RPI 150+				
10- 10	0- 2	0- 1	OVERALL	2- 4	0- 2	8- 1				
9- 4	0- 1	0- 1	HOME	2- 1	0- 1	7- 0				
1- 6	0- 1	0- 0	AWAY	0- 3	0- 1	1- 1				
0- 0	0- 0	0- 0	NEUTRAL	0- 0	0- 0	0- 0				
9- 2	0- 0	0- 0	NON-CONFERENCE	1- 0	0- 1	8- 1				
8- 1	0- 0	0- 0	HOME	1- 0	0- 1	7- 0				
1- 1	0- 0	0- 0	AWAY	0- 0	0- 0	1- 1				
0- 0	0- 0	0- 0	NEUTRAL	0- 0	0- 0	0- 0				
1- 8	0- 2	0- 1	CONFERENCE	1- 4	0- 1	0- 0				
1- 3	0- 1	0- 1	HOME	1- 1	0- 0	0- 0				
0- 5	0- 1	0- 0	AWAY	0- 3	0- 1	0- 0				
0- 0	0- 0	0- 0	NEUTRAL	0- 0	0- 0	0- 0				

RPI 1-25	RPI 26-50	RPI 51-100	RPI 101+ Team's RPI: 156
RPI S Opponent Score	RPI S Opponent Score	RPI S Opponent Score	RPI S Opponent Score
2 H Baylor 56 73	28 H Texas 71 78	51 A TCU 70 78	105 H Idaho 77 88
12 A Iowa St. 66 105		52 H Kansas St. 62 66	138 A Oklahoma 61 66
		63 A West Virginia 65 68	162 H Abilene Christian 105 54
		68 H SFA 77 69	179 H Southern U. 76 58
		84 A Oklahoma St. 57 65	211 A Florida 67 72
		88 H Kansas 69 66	222 H Texas Southern 75 55
			230 H Jacksonville St. 71 58
			256 A Nevada 86 67
			279 H A&M-Corpus Christi 78 61
			308 H La.-Monroe 86 42
			338 H Houston Baptist 82 76
LAST 12 Division I GAMES:			
63 A West Virginia 65 68	12 A Iowa St. 66 105		
52 H Kansas St. 62 66	28 H Texas 71 78		
51 A TCU 70 78	138 A Oklahoma 61 66		
84 A Oklahoma St. 57 65	162 H Abilene Christian 105 54		
88 H Kansas 69 66	222 H Texas Southern 75 55		
2 H Baylor 56 73	179 H Southern U. 76 58		

Non-Div I Games:

Texas Tech

Average RPI Win:	210	WON-LOST	WINNING	LAST 10	STRENGTH OF	OPP. STRENGTH	TEAM	ADJ.	CONF.	ADJ CONF.
Average RPI Loss:	80	RECORD	PCT. RANK	GAMES	SCHEDULE	OF SCHEDULE	RPI	RPI	RPI	RPI
DIV. I ONLY	12- 6	79	0- 1	128	129	80	80	8	8	
DIV. I NON-CONF.	8- 3	72	0- 0	169	164	73	73	8	8	
TOTALS	RPI 1-25	RPI 26-50	W-L RECORDS	RPI 51-100	RPI 101-150	RPI 150+				
12- 6	1- 1	0- 0	OVERALL	1- 3	0- 2	10- 0				
6- 2	1- 1	0- 0	HOME	0- 1	0- 0	5- 0				
6- 4	0- 0	0- 0	AWAY	1- 2	0- 2	5- 0				
0- 0	0- 0	0- 0	NEUTRAL	0- 0	0- 0	0- 0				
8- 3	0- 1	0- 0	NON-CONFERENCE	1- 1	0- 1	7- 0				
4- 1	0- 1	0- 0	HOME	0- 0	0- 0	4- 0				
4- 2	0- 0	0- 0	AWAY	1- 1	0- 1	3- 0				
0- 0	0- 0	0- 0	NEUTRAL	0- 0	0- 0	0- 0				
4- 3	1- 0	0- 0	CONFERENCE	0- 2	0- 1	3- 0				
2- 1	1- 0	0- 0	HOME	0- 1	0- 0	1- 0				
2- 2	0- 0	0- 0	AWAY	0- 1	0- 1	2- 0				
0- 0	0- 0	0- 0	NEUTRAL	0- 0	0- 0	0- 0				

RPI 1-25				RPI 26-50				RPI 51-100 Team's RPI: 80				RPI 101+			
RPI	S	Opponent	Score	RPI	S	Opponent	Score	RPI	S	Opponent	Score	RPI	S	Opponent	Score
1	H	Notre Dame	56 72					56	A	Miami (OH)	64 65	111	A	Dayton	49 70
24	H	Central Mich.	62 59					70	A	Maine	59 73	150	A	Akron	64 70
								71	A	Belmont	78 69	155	H	Duquesne	65 52
								89	H	Kent St.	47 58	164	H	Ball St.	65 58
												166	H	Stony Brook	80 48
												217	A	Bowling Green	79 65
												218	A	Memphis	58 48
												269	A	Cleveland St.	65 60
												281	A	Western Mich.	80 57
												289	A	Valparaiso	65 59
												327	H	Iona	84 38
												335	H	Detroit Mercy	77 60
LAST 12 Division I GAMES:															
217	A	Bowling Green	79 65	150	A	Akron	64 70								
281	A	Western Mich.	80 57	24	H	Central Mich.	62 59								
89	H	Kent St.	47 58	166	H	Stony Brook	80 48								
56	A	Miami (OH)	64 65	1	H	Notre Dame	56 72								
164	H	Ball St.	65 58	269	A	Cleveland St.	65 60								
335	H	Detroit Mercy	77 60	218	A	Memphis	58 48								

Non-Div I Games:

Toledo

■ Loss,
 ■ Non-Conf,
 ■ S Site,
 ■ H Home
 ■ A Away
 N Neutral

T
O
W
S
O
N

Towson				Through Games Of Feb. 1, 2019						
Average RPI Win:	223	WON-LOST	WINNING	LAST 10	STRENGTH OF	OPP. STRENGTH	TEAM	ADJ.	CONF.	ADJ CONF.
Average RPI Loss:	122	RECORD	PCT. RANK	GAMES	SCHEDULE	OF SCHEDULE	RPI	RPI	RPI	RPI
DIV. I ONLY		12- 7	103	0- 1	222	141	121	121	10	10
DIV. I NON-CONF.		6- 5	143	0- 0	278	167	159	159	11	11

TOTALS	RPI 1-25	RPI 26-50		W-L RECORDS		RPI 51-100	RPI 101-150		RPI 150+	
12- 7	0- 1	0- 0		OVERALL		1- 1	1- 3		10- 2	
6- 1	0- 0	0- 0		HOME		1- 0	0- 1		5- 0	
6- 6	0- 1	0- 0		AWAY		0- 1	1- 2		5- 2	
0- 0	0- 0	0- 0		NEUTRAL		0- 0	0- 0		0- 0	
6- 5	0- 1	0- 0		NON-CONFERENCE		0- 1	0- 1		6- 2	
3- 0	0- 0	0- 0		HOME		0- 0	0- 0		3- 0	
3- 5	0- 1	0- 0		AWAY		0- 1	0- 1		3- 2	
0- 0	0- 0	0- 0		NEUTRAL		0- 0	0- 0		0- 0	
6- 2	0- 0	0- 0		CONFERENCE		1- 0	1- 2		4- 0	
3- 1	0- 0	0- 0		HOME		1- 0	0- 1		2- 0	
3- 1	0- 0	0- 0		AWAY		0- 0	1- 1		2- 0	
0- 0	0- 0	0- 0		NEUTRAL		0- 0	0- 0		0- 0	

RPI 1-25				RPI 26-50				RPI 51-100				RPI 101+ Team's RPI: 121			
RPI	S	Opponent	Score	RPI	S	Opponent	Score	RPI	S	Opponent	Score	RPI	S	Opponent	Score
9	A	Syracuse	55 98					63	A	West Virginia	43 90	102	A	Drexel	55 54
								72	H	Northeastern	88 83	103	A	Wake Forest	53 60
												136	A	UNCW	73 77
												144	H	William & Mary	69 80
												172	A	Delaware	56 48
												180	A	George Washington	63 76
												191	H	Elon	59 58
												198	H	Massachusetts	78 53
												220	A	Mt. St. Mary's	78 87
												234	H	Hofstra	92 68
												240	A	Marshall	76 69
												283	A	Saint Joseph's	73 52
												288	H	La Salle	92 68
												295	A	Col. of Charleston	77 61
												298	H	Loyola Maryland	62 57
												304	A	UMBC	71 62

LAST 12 Division I GAMES:															
136	A	UNCW	73 77	144	H	William & Mary	69 80								
295	A	Col. of Charleston	77 61	191	H	Elon	59 58								
234	H	Hofstra	92 68	240	A	Marshall	76 69								
72	H	Northeastern	88 83	63	A	West Virginia	43 90								
172	A	Delaware	56 48	283	A	Saint Joseph's	73 52								
102	A	Drexel	55 54	298	H	Loyola Maryland	62 57								

Non-Div I Games:

Towson

Average RPI Win:	226	WON-LOST	WINNING	LAST 10	STRENGTH OF	OPP. STRENGTH	TEAM	ADJ.	CONF.	ADJ CONF.
Average RPI Loss:	86	RECORD	PCT. RANK	GAMES	SCHEDULE	OF SCHEDULE	RPI	RPI	RPI	RPI
DIV. I ONLY	15- 3	22	1- 0	300	131	97	97	13	13	
DIV. I NON-CONF.	8- 2	52	0- 0	305	148	123	123	15	15	
TOTALS	RPI 1-25	RPI 26-50	W-L RECORDS	RPI 51-100	RPI 101-150	RPI 150+				
15- 3	0- 1	0- 0	OVERALL	1- 1	1- 0	13- 1				
7- 1	0- 0	0- 0	HOME	1- 1	0- 0	6- 0				
6- 2	0- 1	0- 0	AWAY	0- 0	1- 0	5- 1				
2- 0	0- 0	0- 0	NEUTRAL	0- 0	0- 0	2- 0				
8- 2	0- 1	0- 0	NON-CONFERENCE	0- 1	0- 0	8- 0				
3- 1	0- 0	0- 0	HOME	0- 1	0- 0	3- 0				
3- 1	0- 1	0- 0	AWAY	0- 0	0- 0	3- 0				
2- 0	0- 0	0- 0	NEUTRAL	0- 0	0- 0	2- 0				
7- 1	0- 0	0- 0	CONFERENCE	1- 0	1- 0	5- 1				
4- 0	0- 0	0- 0	HOME	1- 0	0- 0	3- 0				
3- 1	0- 0	0- 0	AWAY	0- 0	1- 0	2- 1				
0- 0	0- 0	0- 0	NEUTRAL	0- 0	0- 0	0- 0				

RPI 1-25				RPI 26-50				RPI 51-100 Team's RPI: 97				RPI 101+			
RPI	S	Opponent	Score	RPI	S	Opponent	Score	RPI	S	Opponent	Score	RPI	S	Opponent	Score
21	A	Florida St.	67 103					73	H	Middle Tenn.	64 67	139	A	Appalachian St.	83 72
								77	H	Little Rock	71 66	163	A	Georgia St.	80 84
												182	H	Arkansas St.	87 79
												195	A	Coastal Caro.	82 81
												205	A	Ole Miss	71 54
												207	N	Sam Houston St.	84 79
												230	A	Jacksonville St.	89 63
												236	H	Louisiana	90 64
												243	H	Alabama St.	116 46
												248	A	ETSU	84 66
												249	H	Samford	72 52
												265	A	Ga. Southern	97 81
												293	H	Tennessee St.	92 67
												308	H	La.-Monroe	78 56
												315	N	Mississippi Val.	75 54
LAST 12 Division I GAMES:															
163	A	Georgia St.	80 84	236	H	Louisiana	90 64								
265	A	Ga. Southern	97 81	308	H	La.-Monroe	78 56								
182	H	Arkansas St.	87 79	230	A	Jacksonville St.	89 63								
77	H	Little Rock	71 66	205	A	Ole Miss	71 54								
139	A	Appalachian St.	83 72	73	H	Middle Tenn.	64 67								
195	A	Coastal Caro.	82 81	243	H	Alabama St.	116 46								

Non-Div I Games: Talladega 91 70

Troy

T
u
l
a
n
e

Tulane				Through Games Of Feb. 1, 2019						
Average RPI Win:	197	WON-LOST	WINNING	LAST 10	STRENGTH OF	OPP. STRENGTH	TEAM	ADJ.	CONF.	ADJ CONF.
Average RPI Loss:	102	RECORD	PCT. RANK	GAMES	SCHEDULE	OF SCHEDULE	RPI	RPI	RPI	RPI
DIV. I ONLY	14- 6	71	1- 0	185	91	112	112	9	9	
DIV. I NON-CONF.	10- 3	59	1- 0	204	64	88	88	9	9	

TOTALS	RPI 1-25	RPI 26-50	W-L RECORDS	RPI 51-100	RPI 101-150	RPI 150+				
14- 6	1- 2	0- 0	OVERALL	1- 1	1- 1	11- 2				
7- 3	0- 1	0- 0	HOME	0- 1	1- 0	6- 1				
4- 2	0- 0	0- 0	AWAY	1- 0	0- 1	3- 1				
3- 1	1- 1	0- 0	NEUTRAL	0- 0	0- 0	2- 0				
10- 3	1- 1	0- 0	NON-CONFERENCE	1- 1	1- 1	7- 0				
6- 1	0- 0	0- 0	HOME	0- 1	1- 0	5- 0				
1- 1	0- 0	0- 0	AWAY	1- 0	0- 1	0- 0				
3- 1	1- 1	0- 0	NEUTRAL	0- 0	0- 0	2- 0				
4- 3	0- 1	0- 0	CONFERENCE	0- 0	0- 0	4- 2				
1- 2	0- 1	0- 0	HOME	0- 0	0- 0	1- 1				
3- 1	0- 0	0- 0	AWAY	0- 0	0- 0	3- 1				
0- 0	0- 0	0- 0	NEUTRAL	0- 0	0- 0	0- 0				

RPI 1-25				RPI 26-50				RPI 51-100				RPI 101+ Team's RPI: 112			
RPI	S	Opponent	Score	RPI	S	Opponent	Score	RPI	S	Opponent	Score	RPI	S	Opponent	Score
7	H	UConn	33 75					55	A	LSU	56 54	107	A	Alabama	58 69
23	N	California	57 65					61	H	Old Dominion	48 56	125	H	Washington	63 51
24	N	Central Mich.	68 57									165	A	South Fla.	46 73
												177	H	Texas St.	67 61
												181	H	Southern Miss.	71 54
												200	A	SMU	61 43
												201	H	Nicholls St.	71 46
												202	A	Temple	66 57
												218	A	Memphis	62 61
												222	H	Texas Southern	62 56
												246	H	East Carolina	68 57
												247	H	Wichita St.	44 62
												269	N	Cleveland St.	81 72
												287	H	Fla. Atlantic	88 45
												349	N	Florida A&M	78 34

LAST 12 Division I GAMES:															
247	H	Wichita St.	44 62	177	H	Texas St.	67 61								
165	A	South Fla.	46 73	218	A	Memphis	62 61								
7	H	UConn	33 75	349	N	Florida A&M	78 34								
200	A	SMU	61 43	24	N	Central Mich.	68 57								
202	A	Temple	66 57	61	H	Old Dominion	48 56								
246	H	East Carolina	68 57	107	A	Alabama	58 69								

Non-Div I Games:

Tulane

Average RPI Win:	206	WON-LOST	WINNING	LAST 10	STRENGTH OF	OPP. STRENGTH	TEAM	ADJ.	CONF.	ADJ CONF.
Average RPI Loss:	88	RECORD	PCT. RANK	GAMES	SCHEDULE	OF SCHEDULE	RPI	RPI	RPI	RPI
DIV. I ONLY	9- 11	199	0- 1	86	98	152	152	9	9	
DIV. I NON-CONF.	6- 7	172	0- 1	77	82	133	133	9	9	
TOTALS	RPI 1-25	RPI 26-50	W-L RECORDS	RPI 51-100	RPI 101-150	RPI 150+				
9- 11	0- 2	0- 0	OVERALL	0- 6	1- 1	8- 2				
6- 4	0- 0	0- 0	HOME	0- 3	0- 0	6- 1				
2- 7	0- 2	0- 0	AWAY	0- 3	0- 1	2- 1				
1- 0	0- 0	0- 0	NEUTRAL	0- 0	1- 0	0- 0				
6- 7	0- 1	0- 0	NON-CONFERENCE	0- 4	1- 1	5- 1				
4- 2	0- 0	0- 0	HOME	0- 2	0- 0	4- 0				
1- 5	0- 1	0- 0	AWAY	0- 2	0- 1	1- 1				
1- 0	0- 0	0- 0	NEUTRAL	0- 0	1- 0	0- 0				
3- 4	0- 1	0- 0	CONFERENCE	0- 2	0- 0	3- 1				
2- 2	0- 0	0- 0	HOME	0- 1	0- 0	2- 1				
1- 2	0- 1	0- 0	AWAY	0- 1	0- 0	1- 0				
0- 0	0- 0	0- 0	NEUTRAL	0- 0	0- 0	0- 0				

RPI 1-25				RPI 26-50				RPI 51-100				RPI 101+ Team's RPI: 152			
RPI	S	Opponent	Score	RPI	S	Opponent	Score	RPI	S	Opponent	Score	RPI	S	Opponent	Score
15	A	UCF	44 60					60	H	Arkansas	59 61	107	N	Alabama	80 73
16	A	Arizona St.	52 70					68	A	SFA	34 76	109	A	American	52 68
								71	A	Belmont	53 78	162	H	Abilene Christian	75 63
								77	H	Little Rock	53 63	178	A	Oral Roberts	76 68
								78	H	Cincinnati	50 70	182	A	Arkansas St.	60 73
								92	A	Houston	44 76	194	H	Saint Louis	86 75
												202	H	Temple	61 75
												218	H	Memphis	46 39
												228	H	Stetson	55 54
												246	A	East Carolina	75 55
												247	H	Wichita St.	63 49
												275	H	UTEP	66 45
LAST 12 Division I GAMES:															
92	A	Houston	44 76	16	A	Arizona St.	52 70	60	H	Arkansas	59 61				
78	H	Cincinnati	50 70	202	H	Temple	61 75	77	H	Little Rock	53 63				
15	A	UCF	44 60	275	H	UTEP	66 45	182	A	Arkansas St.	60 73				
246	A	East Carolina	75 55												
218	H	Memphis	46 39												
247	H	Wichita St.	63 49												

Non-Div I Games:

Tulsa

Average RPI Win:	248	WON-LOST	WINNING	LAST 10	STRENGTH OF	OPP. STRENGTH	TEAM	ADJ.	CONF.	ADJ CONF.
Average RPI Loss:	85	RECORD	PCT. RANK	GAMES	SCHEDULE	OF SCHEDULE	RPI	RPI	RPI	RPI
DIV. I ONLY	17- 3	16	0- 1	341	158	147	147	15	15	
DIV. I NON-CONF.	11- 1	13	0- 1	338	245	119	119	18	18	
TOTALS	RPI 1-25	RPI 26-50	W-L RECORDS	RPI 51-100	RPI 101-150	RPI 150+				
17- 3	0- 0	0- 1	OVERALL	1- 1	2- 1	14- 0				
7- 2	0- 0	0- 1	HOME	0- 0	1- 1	6- 0				
8- 0	0- 0	0- 0	AWAY	1- 0	0- 0	7- 0				
2- 1	0- 0	0- 0	NEUTRAL	0- 1	1- 0	1- 0				
11- 1	0- 0	0- 0	NON-CONFERENCE	1- 1	2- 0	8- 0				
5- 0	0- 0	0- 0	HOME	0- 0	1- 0	4- 0				
4- 0	0- 0	0- 0	AWAY	1- 0	0- 0	3- 0				
2- 1	0- 0	0- 0	NEUTRAL	0- 1	1- 0	1- 0				
6- 2	0- 0	0- 1	CONFERENCE	0- 0	0- 1	6- 0				
2- 2	0- 0	0- 1	HOME	0- 0	0- 1	2- 0				
4- 0	0- 0	0- 0	AWAY	0- 0	0- 0	4- 0				
0- 0	0- 0	0- 0	NEUTRAL	0- 0	0- 0	0- 0				

RPI 1-25				RPI 26-50				RPI 51-100				RPI 101+				Team's RPI: 147	
RPI	S	Opponent	Score	RPI	S	Opponent	Score	RPI	S	Opponent	Score	RPI	S	Opponent	Score		
				48	H	Rice	43 55	58	N	Tennessee	69 73	138	N	Oklahoma	89 84		
								91	A	FGCU	62 60	139	H	Appalachian St.	80 61		
												148	H	Louisiana Tech	68 73		
												181	H	Southern Miss.	71 60		
												186	H	North Texas	70 60		
												218	H	Memphis	85 54		
												243	A	Alabama St.	62 47		
												249	A	Samford	66 41		
												267	A	UTSA	59 42		
												275	A	UTEP	74 48		
												287	A	Fla. Atlantic	89 64		
												299	H	Alabama A&M	82 47		
												314	N	Coppin St.	86 61		
												319	H	McNeese	91 48		
												320	A	FIU	83 59		
												345	A	Chicago St.	90 45		
												350	H	Alcorn	80 53		
LAST 12 Division I GAMES:																	
				186	H	North Texas	70 60	58	N	Tennessee	69 73						
				267	A	UTSA	59 42	48	H	Rice	43 55						
				275	A	UTEP	74 48	287	A	Fla. Atlantic	89 64						
				181	H	Southern Miss.	71 60	91	A	FGCU	62 60						
				148	H	Louisiana Tech	68 73	314	N	Coppin St.	86 61						
				320	A	FIU	83 59	243	A	Alabama St.	62 47						

Non-Div I Games: Ala.-Huntsville 83 58

UAB

■ Loss,
 ■ Non-Conf,
 ■ S Site,
 ■ Home
 ■ A Away
 N Neutral

Average RPI Win:	207	WON-LOST	WINNING	LAST 10	STRENGTH OF	OPP. STRENGTH	TEAM	ADJ.	CONF.	ADJ CONF.
Average RPI Loss:	121	RECORD	PCT. RANK	GAMES	SCHEDULE	OF SCHEDULE	RPI	RPI	RPI	RPI
DIV. I ONLY	13- 6	76	0- 1	172	151	82	82	22	22	
DIV. I NON-CONF.	7- 5	132	0- 1	206	58	114	114	21	21	
TOTALS	RPI 1-25	RPI 26-50	W-L RECORDS	RPI 51-100	RPI 101-150	RPI 150+				
13- 6	0- 1	1- 0	OVERALL	0- 1	2- 3	10- 1				
6- 1	0- 0	1- 0	HOME	0- 1	0- 0	5- 0				
6- 5	0- 1	0- 0	AWAY	0- 0	2- 3	4- 1				
1- 0	0- 0	0- 0	NEUTRAL	0- 0	0- 0	1- 0				
7- 5	0- 1	1- 0	NON-CONFERENCE	0- 1	1- 3	5- 0				
3- 1	0- 0	1- 0	HOME	0- 1	0- 0	2- 0				
3- 4	0- 1	0- 0	AWAY	0- 0	1- 3	2- 0				
1- 0	0- 0	0- 0	NEUTRAL	0- 0	0- 0	1- 0				
6- 1	0- 0	0- 0	CONFERENCE	0- 0	1- 0	5- 1				
3- 0	0- 0	0- 0	HOME	0- 0	0- 0	3- 0				
3- 1	0- 0	0- 0	AWAY	0- 0	1- 0	2- 1				
0- 0	0- 0	0- 0	NEUTRAL	0- 0	0- 0	0- 0				

RPI 1-25				RPI 26-50				RPI 51-100				Team's RPI: 82	RPI 101+			
RPI	S	Opponent	Score	RPI	S	Opponent	Score	RPI	S	Opponent	Score		RPI	S	Opponent	Score
5	A	Stanford	43 71	47	H	Saint Mary's (CA)	76 74	75	H	Pacific	80 83		104	A	Loyola Marymount	53 60
													114	A	Washington St.	75 62
													137	A	Montana	56 62
													143	A	Portland St.	50 65
													146	A	CSUN	60 49
													153	H	UC Irvine	80 57
													175	A	UC Riverside	67 59
													224	A	Cal St. Fullerton	75 39
													224	H	Cal St. Fullerton	75 51
													240	A	Sacramento St.	109 60
													253	H	Southern Utah	68 45
													254	A	San Francisco	70 68
													256	N	Nevada	84 68
													261	A	Hawaii	60 65
													266	H	Long Beach St.	70 50
													341	H	Seattle U	76 59
LAST 12 Division I GAMES:																
				224	A	Cal St. Fullerton	75 39					137	A	Montana	56 62	
				146	A	CSUN	60 49					266	H	Long Beach St.	70 50	
				153	H	UC Irvine	80 57					47	H	Saint Mary's (CA)	76 74	
				224	H	Cal St. Fullerton	75 51					254	A	San Francisco	70 68	
				261	A	Hawaii	60 65					341	H	Seattle U	76 59	
				175	A	UC Riverside	67 59					240	A	Sacramento St.	109 60	

Non-Div I Games: Dominican (CA) 92 42

UC Davis

■ Loss,
 ■ Non-Conf,
 ■ S Site,
 ■ H Home
 ■ A Away
 N Neutral

Average RPI Win:	256	WON-LOST	WINNING	LAST 10	STRENGTH OF	OPP. STRENGTH	TEAM	ADJ.	CONF.	ADJ CONF.
Average RPI Loss:	126	RECORD	PCT. RANK	GAMES	SCHEDULE	OF SCHEDULE	RPI	RPI	RPI	RPI
DIV. I ONLY	13- 4	40	1- 0	328	226	153	153	22	22	
DIV. I NON-CONF.	9- 2	43	0- 0	316	235	147	147	21	21	
TOTALS	RPI 1-25	RPI 26-50	W-L RECORDS	RPI 51-100	RPI 101-150	RPI 150+				
13- 4	0- 1	0- 0	OVERALL	0- 1	2- 0	11- 2				
7- 1	0- 0	0- 0	HOME	0- 0	1- 0	6- 1				
4- 3	0- 1	0- 0	AWAY	0- 1	1- 0	3- 1				
2- 0	0- 0	0- 0	NEUTRAL	0- 0	0- 0	2- 0				
9- 2	0- 1	0- 0	NON-CONFERENCE	0- 0	1- 0	8- 1				
4- 1	0- 0	0- 0	HOME	0- 0	0- 0	4- 1				
3- 1	0- 1	0- 0	AWAY	0- 0	1- 0	2- 0				
2- 0	0- 0	0- 0	NEUTRAL	0- 0	0- 0	2- 0				
4- 2	0- 0	0- 0	CONFERENCE	0- 1	1- 0	3- 1				
3- 0	0- 0	0- 0	HOME	0- 0	1- 0	2- 0				
1- 2	0- 0	0- 0	AWAY	0- 1	0- 0	1- 1				
0- 0	0- 0	0- 0	NEUTRAL	0- 0	0- 0	0- 0				

RPI 1-25				RPI 26-50				RPI 51-100				RPI 101+ Team's RPI: 153			
RPI	S	Opponent	Score	RPI	S	Opponent	Score	RPI	S	Opponent	Score	RPI	S	Opponent	Score
4	A	Oregon	69 115					82	A	UC Davis	57 80	143	A	Portland St.	73 68
												146	H	CSUN	65 61
												158	A	Portland	84 69
												173	N	Indiana St.	77 61
												175	A	UC Riverside	72 88
												225	H	UNLV	57 55
												244	H	San Diego St.	70 78
												253	H	Southern Utah	75 58
												286	H	CSU Bakersfield	85 78
												306	H	UC Santa Barbara	74 68
												316	A	San Jose St.	74 66
												317	A	Cal Poly	75 59
												317	H	Cal Poly	73 57
												341	H	Seattle U	65 60
												351	N	LIU Brooklyn	84 71
LAST 12 Division I GAMES:															
				82	A	UC Davis	57 80	306	H	UC Santa Barbara	74 68				
				175	A	UC Riverside	72 88	317	H	Cal Poly	73 57				
				146	H	CSUN	65 61	143	A	Portland St.	73 68				
				317	A	Cal Poly	75 59	158	A	Portland	84 69				
				341	H	Seattle U	65 60	244	H	San Diego St.	70 78				
				4	A	Oregon	69 115	316	A	San Jose St.	74 66				

Non-Div I Games: LIFE Pacific 105 31

UC Irvine

■ Loss,
 ■ Non-Conf, S Site,
 ■ Home
 ■ Away
 N Neutral

UC Riverside

Through Games Of Feb. 1, 2019

Average RPI Win:	231	WON-LOST	WINNING	LAST 10	STRENGTH OF	OPP. STRENGTH	TEAM	ADJ.	CONF.	ADJ CONF.
Average RPI Loss:	129	RECORD	PCT. RANK	GAMES	SCHEDULE	OF SCHEDULE	RPI	RPI	RPI	RPI
DIV. I ONLY	9- 11	199	1- 0	159	155	175	175	22	22	
DIV. I NON-CONF.	6- 8	199	1- 0	140	132	164	164	21	21	
TOTALS	RPI 1-25	RPI 26-50	W-L RECORDS	RPI 51-100	RPI 101-150	RPI 150+				
9- 11	0- 2	0- 2	OVERALL	0- 2	0- 1	9- 4				
4- 2	0- 0	0- 0	HOME	0- 1	0- 0	4- 1				
4- 6	0- 0	0- 2	AWAY	0- 1	0- 1	4- 2				
1- 3	0- 2	0- 0	NEUTRAL	0- 0	0- 0	1- 1				
6- 8	0- 2	0- 2	NON-CONFERENCE	0- 1	0- 0	6- 3				
3- 0	0- 0	0- 0	HOME	0- 0	0- 0	3- 0				
2- 5	0- 0	0- 2	AWAY	0- 1	0- 0	2- 2				
1- 3	0- 2	0- 0	NEUTRAL	0- 0	0- 0	1- 1				
3- 3	0- 0	0- 0	CONFERENCE	0- 1	0- 1	3- 1				
1- 2	0- 0	0- 0	HOME	0- 1	0- 0	1- 1				
2- 1	0- 0	0- 0	AWAY	0- 0	0- 1	2- 0				
0- 0	0- 0	0- 0	NEUTRAL	0- 0	0- 0	0- 0				

RPI 1-25				RPI 26-50				RPI 51-100				RPI 101+ Team's RPI: 175			
RPI	S	Opponent	Score	RPI	S	Opponent	Score	RPI	S	Opponent	Score	RPI	S	Opponent	Score
4	N	Oregon	44 94	29	A	BYU	70 72	82	H	UC Davis	59 67	146	A	CSUN	56 69
20	N	Texas A&M	63 70	50	A	Southern California	55 73	84	A	Oklahoma St.	51 76	153	H	UC Irvine	88 72
												160	H	New Mexico St.	65 64
												190	N	Milwaukee	54 56
												195	H	Coastal Caro.	62 43
												203	N	Eastern Wash.	57 45
												253	H	Southern Utah	56 50
												261	A	Hawaii	60 55
												266	A	Long Beach St.	73 59
												266	H	Long Beach St.	45 63
												268	A	Utah Valley	53 56
												282	A	California Baptist	57 65
												286	A	CSU Bakersfield	79 67
												301	A	Weber St.	71 39
LAST 12 Division I GAMES:															
266	A	Long Beach St.	73 59	253	H	Southern Utah	56 50	261	A	Hawaii	60 55	160	H	New Mexico St.	65 64
146	A	CSUN	56 69	268	A	Utah Valley	53 56	301	A	Weber St.	71 39	203	N	Eastern Wash.	57 45
153	H	UC Irvine	88 72	82	H	UC Davis	59 67								
266	H	Long Beach St.	45 63	286	A	CSU Bakersfield	79 67								

Non-Div I Games:

UC Riverside

■ Loss,
■ Non-Conf,
■ S Site,
■ H Home
■ A Away
N Neutral

Average RPI Win:	267	WON-LOST	WINNING	LAST 10	STRENGTH OF	OPP. STRENGTH	TEAM	ADJ.	CONF.	ADJ CONF.
Average RPI Loss:	175	RECORD	PCT. RANK	GAMES	SCHEDULE	OF SCHEDULE	RPI	RPI	RPI	RPI
DIV. I ONLY	4- 15	311	1- 0	236	232	306	306	22	22	
DIV. I NON-CONF.	3- 10	278	1- 0	208	210	284	284	21	21	
TOTALS	RPI 1-25	RPI 26-50	W-L RECORDS	RPI 51-100	RPI 101-150	RPI 150+				
4- 15	0- 1	0- 2	OVERALL	0- 1	0- 2	4- 9				
2- 7	0- 0	0- 1	HOME	0- 0	0- 1	2- 5				
1- 8	0- 1	0- 1	AWAY	0- 1	0- 1	1- 4				
1- 0	0- 0	0- 0	NEUTRAL	0- 0	0- 0	1- 0				
3- 10	0- 1	0- 2	NON-CONFERENCE	0- 1	0- 1	3- 5				
1- 5	0- 0	0- 1	HOME	0- 0	0- 1	1- 3				
1- 5	0- 1	0- 1	AWAY	0- 1	0- 0	1- 2				
1- 0	0- 0	0- 0	NEUTRAL	0- 0	0- 0	1- 0				
1- 5	0- 0	0- 0	CONFERENCE	0- 0	0- 1	1- 4				
1- 2	0- 0	0- 0	HOME	0- 0	0- 0	1- 2				
0- 3	0- 0	0- 0	AWAY	0- 0	0- 1	0- 2				
0- 0	0- 0	0- 0	NEUTRAL	0- 0	0- 0	0- 0				

RPI 1-25				RPI 26-50				RPI 51-100				RPI 101+ Team's RPI: 306			
RPI	S	Opponent	Score	RPI	S	Opponent	Score	RPI	S	Opponent	Score	RPI	S	Opponent	Score
23	A	California	45 69	47	H	Saint Mary's (CA)	55 80	75	A	Pacific	53 69	104	H	Loyola Marymount	57 70
				50	A	Southern California	39 82					146	A	CSUN	65 73
												153	A	UC Irvine	68 74
												160	H	New Mexico St.	73 81
												219	N	Dartmouth	62 56
												224	H	Cal St. Fullerton	52 59
												225	A	UNLV	51 69
												244	A	San Diego St.	63 58
												261	H	Hawaii	35 47
												266	H	Long Beach St.	60 54
												268	A	Utah Valley	54 63
												282	H	California Baptist	64 76
												286	H	CSU Bakersfield	48 56
												317	A	Cal Poly	67 75
												339	H	Grand Canyon	66 55
LAST 12 Division I GAMES:															
261	H	Hawaii	35 47	219	N	Dartmouth	62 56								
224	H	Cal St. Fullerton	52 59	153	A	UC Irvine	68 74								
266	H	Long Beach St.	60 54	244	A	San Diego St.	63 58								
317	A	Cal Poly	67 75	282	H	California Baptist	64 76								
146	A	CSUN	65 73	23	A	California	45 69								
160	H	New Mexico St.	73 81	75	A	Pacific	53 69								

Non-Div I Games:

UC Santa Barbara

■ Loss,
■ Non-Conf,
■ S Site,
■ H Home
■ A Away
N Neutral

Average RPI Win:	156	WON-LOST	WINNING	LAST 10	STRENGTH OF	OPP. STRENGTH	TEAM	ADJ.	CONF.	ADJ CONF.
Average RPI Loss:	13	RECORD	PCT. RANK	GAMES	SCHEDULE	OF SCHEDULE	RPI	RPI	RPI	RPI
DIV. I ONLY	18- 3	12	1- 0	68	64	15	15	9	9	
DIV. I NON-CONF.	11- 2	31	0- 0	69	35	15	15	9	9	
TOTALS	RPI 1-25	RPI 26-50	W-L RECORDS	RPI 51-100	RPI 101-150	RPI 150+				
18- 3	0- 3	1- 0	OVERALL	4- 0	2- 0	11- 0				
8- 0	0- 0	1- 0	HOME	3- 0	1- 0	3- 0				
9- 2	0- 2	0- 0	AWAY	1- 0	1- 0	7- 0				
1- 1	0- 1	0- 0	NEUTRAL	0- 0	0- 0	1- 0				
11- 2	0- 2	1- 0	NON-CONFERENCE	2- 0	2- 0	6- 0				
4- 0	0- 0	1- 0	HOME	1- 0	1- 0	1- 0				
6- 1	0- 1	0- 0	AWAY	1- 0	1- 0	4- 0				
1- 1	0- 1	0- 0	NEUTRAL	0- 0	0- 0	1- 0				
7- 1	0- 1	0- 0	CONFERENCE	2- 0	0- 0	5- 0				
4- 0	0- 0	0- 0	HOME	2- 0	0- 0	2- 0				
3- 1	0- 1	0- 0	AWAY	0- 0	0- 0	3- 0				
0- 0	0- 0	0- 0	NEUTRAL	0- 0	0- 0	0- 0				

RPI	S	Opponent	Score	RPI	S	Opponent	Score	RPI	S	Opponent	Score	RPI	S	Opponent	Score
7	A	UConn	57 93	39	H	Villanova	71 56	65	A	Quinnipiac	47 45	115	A	Pittsburgh	61 58
9	N	Syracuse	52 57					75	H	Pacific	64 57	126	H	Chattanooga	75 37
24	A	Central Mich.	68 75					78	H	Cincinnati	56 55	152	H	Tulsa	60 44
								92	H	Houston	58 56	155	A	Duquesne	71 63
												165	A	South Fla.	62 49
												170	A	Mercer	76 42
												172	A	Delaware	71 60
												200	H	SMU	55 43
												218	A	Memphis	68 55
												228	A	Stetson	78 55
												229	N	Liberty	53 45
												246	A	East Carolina	61 58
												274	H	Richmond	70 48
LAST 12 Division I GAMES:															
246	A	East Carolina	61 58	92	H	Houston	58 56	7	A	UConn	57 93				
200	H	SMU	55 43					65	A	Quinnipiac	47 45				
152	H	Tulsa	60 44					9	N	Syracuse	52 57				
78	H	Cincinnati	56 55					229	N	Liberty	53 45				
165	A	South Fla.	62 49					75	H	Pacific	64 57				
218	A	Memphis	68 55												

Non-Div I Games:

UCF

■ Loss,
 ■ Non-Conf,
 S Site,
 ■ Home
 ■ Away
 N Neutral

Average RPI Win:	117	WON-LOST	WINNING	LAST 10	STRENGTH OF	OPP. STRENGTH	TEAM	ADJ.	CONF.	ADJ CONF.
Average RPI Loss:	51	RECORD	PCT. RANK	GAMES	SCHEDULE	OF SCHEDULE	RPI	RPI	RPI	RPI
DIV. I ONLY	12- 9	130	1- 0	14	16	43	43	2	2	
DIV. I NON-CONF.	7- 5	132	0- 0	49	63	96	96	2	2	
TOTALS	RPI 1-25	RPI 26-50	W-L RECORDS	RPI 51-100	RPI 101-150	RPI 150+				
12- 9	2- 2	2- 5	OVERALL	2- 0	4- 1	2- 1				
7- 4	0- 1	1- 3	HOME	1- 0	4- 0	1- 0				
5- 2	2- 1	1- 0	AWAY	1- 0	0- 1	1- 0				
0- 3	0- 0	0- 2	NEUTRAL	0- 0	0- 0	0- 1				
7- 5	0- 0	1- 3	NON-CONFERENCE	1- 0	3- 1	2- 1				
6- 1	0- 0	1- 1	HOME	1- 0	3- 0	1- 0				
1- 1	0- 0	0- 0	AWAY	0- 0	0- 1	1- 0				
0- 3	0- 0	0- 2	NEUTRAL	0- 0	0- 0	0- 1				
5- 4	2- 2	1- 2	CONFERENCE	1- 0	1- 0	0- 0				
1- 3	0- 1	0- 2	HOME	0- 0	1- 0	0- 0				
4- 1	2- 1	1- 0	AWAY	1- 0	0- 0	0- 0				
0- 0	0- 0	0- 0	NEUTRAL	0- 0	0- 0	0- 0				

RPI 1-25				RPI 26-50				Team's RPI: 43	RPI 51-100				RPI 101+			
RPI	S	Opponent	Score	RPI	S	Opponent	Score		RPI	S	Opponent	Score	RPI	S	Opponent	Score
4	H	Oregon	52 72	31	N	North Carolina	49 83		67	A	Arizona	98 93	104	A	Loyola Marymount	63 69
5	A	Stanford	80 86	32	N	Kentucky	74 75		84	H	Oklahoma St.	71 59	106	H	Georgia	80 69
16	A	Arizona St.	61 59	34	H	Indiana	65 67						114	H	Washington St.	83 56
23	A	California	84 79	38	H	Oregon St.	73 83						118	H	Seton Hall	78 62
				48	H	Rice	59 50						131	H	Fresno St.	89 80
				50	A	Southern California	72 65						165	N	South Fla.	56 60
				50	H	Southern California	67 72						317	H	Cal Poly	81 35
													326	A	UIC	78 47
LAST 12 Division I GAMES:																
16	A	Arizona St.	61 59	114	H	Washington St.	83 56									
50	H	Southern California	67 72	67	A	Arizona	98 93									
4	H	Oregon	52 72	50	A	Southern California	72 65									
38	H	Oregon St.	73 83	317	H	Cal Poly	81 35									
5	A	Stanford	80 86	326	A	UIC	78 47									
23	A	California	84 79	84	H	Oklahoma St.	71 59									

Non-Div I Games:

UCLA

■ Loss,
 ■ Non-Conf,
 ■ S Site,
 ■ H Home
 ■ A Away
 N Neutral

Average RPI Win:	112	WON-LOST	WINNING	LAST 10	STRENGTH OF	OPP. STRENGTH	TEAM	ADJ.	CONF.	ADJ CONF.
Average RPI Loss:	3	RECORD	PCT. RANK	GAMES	SCHEDULE	OF SCHEDULE	RPI	RPI	RPI	RPI
DIV. I ONLY	18- 2	9	0- 1	26	4	7	7	9	9	
DIV. I NON-CONF.	11- 2	31	0- 1	25	1	8	8	9	9	
TOTALS	RPI 1-25	RPI 26-50	W-L RECORDS	RPI 51-100	RPI 101-150	RPI 150+				
18- 2	3- 2	2- 0	OVERALL	3- 0	4- 0	6- 0				
7- 0	1- 0	1- 0	HOME	2- 0	1- 0	2- 0				
7- 2	2- 2	0- 0	AWAY	1- 0	2- 0	2- 0				
4- 0	0- 0	1- 0	NEUTRAL	0- 0	1- 0	2- 0				
11- 2	2- 2	2- 0	NON-CONFERENCE	1- 0	3- 0	3- 0				
3- 0	0- 0	1- 0	HOME	1- 0	1- 0	0- 0				
4- 2	2- 2	0- 0	AWAY	0- 0	1- 0	1- 0				
4- 0	0- 0	1- 0	NEUTRAL	0- 0	1- 0	2- 0				
7- 0	1- 0	0- 0	CONFERENCE	2- 0	1- 0	3- 0				
4- 0	1- 0	0- 0	HOME	1- 0	0- 0	2- 0				
3- 0	0- 0	0- 0	AWAY	1- 0	1- 0	1- 0				
0- 0	0- 0	0- 0	NEUTRAL	0- 0	0- 0	0- 0				

RPI	S	Opponent	Score	RPI	S	Opponent	Score	RPI	S	Opponent	Score	RPI	S	Opponent	Score
1	A	Notre Dame	89 71	36	H	DePaul	99 63	78	H	Cincinnati	82 38	112	A	Tulane	75 33
2	A	Baylor	57 68	40	N	Purdue	86 40	92	A	Houston	81 61	118	H	Seton Hall	99 61
3	A	Louisville	69 78					93	H	Ohio St.	85 53	127	N	St. John's (NY)	65 55
15	H	UCF	93 57									138	A	Oklahoma	72 63
23	A	California	76 66									165	H	South Fla.	63 46
												168	N	Vanderbilt	80 42
												194	A	Saint Louis	98 42
												200	H	SMU	79 39
												202	A	Temple	88 67
												205	N	Ole Miss	90 50
LAST 12 Division I GAMES:															
200	H	SMU	79 39	3	A	Louisville	69 78								
202	A	Temple	88 67	15	H	UCF	93 57								
112	A	Tulane	75 33	2	A	Baylor	57 68								
165	H	South Fla.	63 46	23	A	California	76 66								
78	H	Cincinnati	82 38	138	A	Oklahoma	72 63								
92	A	Houston	81 61	118	H	Seton Hall	99 61								

Non-Div I Games:

UConn

Average RPI Win:	309	WON-LOST	WINNING	LAST 10	STRENGTH OF	OPP. STRENGTH	TEAM	ADJ.	CONF.	ADJ CONF.
Average RPI Loss:	165	RECORD	PCT. RANK	GAMES	SCHEDULE	OF SCHEDULE	RPI	RPI	RPI	RPI
DIV. I ONLY	3- 18	329	0- 1	245	211	326	326	21	21	
DIV. I NON-CONF.	2- 9	297	0- 0	255	198	312	312	19	19	
TOTALS	RPI 1-25	RPI 26-50	W-L RECORDS	RPI 51-100	RPI 101-150	RPI 150+				
3- 18	0- 1	0- 1	OVERALL	0- 5	0- 2	3- 9				
2- 6	0- 0	0- 1	HOME	0- 2	0- 0	2- 3				
1- 10	0- 1	0- 0	AWAY	0- 3	0- 2	1- 4				
0- 2	0- 0	0- 0	NEUTRAL	0- 0	0- 0	0- 2				
2- 9	0- 1	0- 1	NON-CONFERENCE	0- 2	0- 0	2- 5				
1- 3	0- 0	0- 1	HOME	0- 1	0- 0	1- 1				
1- 4	0- 1	0- 0	AWAY	0- 1	0- 0	1- 2				
0- 2	0- 0	0- 0	NEUTRAL	0- 0	0- 0	0- 2				
1- 9	0- 0	0- 0	CONFERENCE	0- 3	0- 2	1- 4				
1- 3	0- 0	0- 0	HOME	0- 1	0- 0	1- 2				
0- 6	0- 0	0- 0	AWAY	0- 2	0- 2	0- 2				
0- 0	0- 0	0- 0	NEUTRAL	0- 0	0- 0	0- 0				

RPI 1-25				RPI 26-50				RPI 51-100				RPI 101+ Team's RPI: 326			
RPI	S	Opponent	Score	RPI	S	Opponent	Score	RPI	S	Opponent	Score	RPI	S	Opponent	Score
10	A	Marquette	32 96	43	H	UCLA	47 78	56	H	Miami (OH)	56 65	120	A	Youngstown St.	29 81
								74	A	Green Bay	32 62	134	A	IUPUI	43 71
								82	A	Northwestern	44 87	173	A	Indiana St.	53 60
								99	A	Wright St.	47 72	185	A	Eastern Mich.	38 52
								99	H	Wright St.	46 79	190	A	Milwaukee	53 72
												210	H	Loyola Chicago	60 75
												269	A	Cleveland St.	53 71
												280	H	Northern Ky.	49 67
												289	H	Valparaiso	75 65
												302	H	Oakland	69 65
												307	N	Fairfield	60 68
												310	N	Jackson St.	57 72
												335	H	Detroit Mercy	36 42
												337	A	Evansville	62 54
LAST 12 Division I GAMES:															
		74	A	Green Bay	32	62				99	A	Wright St.	47	72	
		134	A	IUPUI	43	71				190	A	Milwaukee	53	72	
		335	H	Detroit Mercy	36	42				99	H	Wright St.	46	79	
		302	H	Oakland	69	65				280	H	Northern Ky.	49	67	
		269	A	Cleveland St.	53	71				310	N	Jackson St.	57	72	
		120	A	Youngstown St.	29	81				307	N	Fairfield	60	68	

Non-Div I Games:

UIC

■ Loss,
■ Non-Conf,
■ S Site,
■ H Home
■ A Away
N Neutral

Average RPI Win:	305	WON-LOST	WINNING	LAST 10	STRENGTH OF	OPP. STRENGTH	TEAM	ADJ.	CONF.	ADJ CONF.
Average RPI Loss:	175	RECORD	PCT. RANK	GAMES	SCHEDULE	OF SCHEDULE	RPI	RPI	RPI	RPI
DIV. I ONLY	5- 13	284	0- 1	307	229	304	304	23	23	
DIV. I NON-CONF.	4- 6	212	0- 0	300	216	269	269	24	24	
TOTALS	RPI 1-25	RPI 26-50	W-L RECORDS	RPI 51-100	RPI 101-150	RPI 150+				
5- 13	0- 1	0- 0	OVERALL	0- 1	0- 3	5- 8				
1- 7	0- 0	0- 0	HOME	0- 0	0- 2	1- 5				
2- 6	0- 1	0- 0	AWAY	0- 1	0- 1	2- 3				
2- 0	0- 0	0- 0	NEUTRAL	0- 0	0- 0	2- 0				
4- 6	0- 1	0- 0	NON-CONFERENCE	0- 0	0- 2	4- 3				
0- 4	0- 0	0- 0	HOME	0- 0	0- 1	0- 3				
2- 2	0- 1	0- 0	AWAY	0- 0	0- 1	2- 0				
2- 0	0- 0	0- 0	NEUTRAL	0- 0	0- 0	2- 0				
1- 7	0- 0	0- 0	CONFERENCE	0- 1	0- 1	1- 5				
1- 3	0- 0	0- 0	HOME	0- 0	0- 1	1- 2				
0- 4	0- 0	0- 0	AWAY	0- 1	0- 0	0- 3				
0- 0	0- 0	0- 0	NEUTRAL	0- 0	0- 0	0- 0				

RPI 1-25				RPI 26-50				RPI 51-100				RPI 101+ Team's RPI: 304			
RPI	S	Opponent	Score	RPI	S	Opponent	Score	RPI	S	Opponent	Score	RPI	S	Opponent	Score
18	A	Maryland	61 92					70	A	Maine	44 84	109	A	American	42 64
												110	H	Hartford	52 66
												121	H	Towson	62 71
												166	A	Stony Brook	44 57
												183	H	UMES	67 73
												216	A	Binghamton	45 67
												220	H	Mt. St. Mary's	52 65
												234	H	Hofstra	42 45
												259	A	Albany (NY)	44 64
												267	N	UTSA	72 58
												273	H	Vermont	44 58
												294	N	Kennesaw St.	57 53
												297	H	UMass Lowell	55 67
												314	A	Coppin St.	57 52
												321	A	Morgan St.	73 68
												328	H	New Hampshire	64 62
LAST 12 Division I GAMES:															
273	H	Vermont	44 58	166	A	Stony Brook	44 57								
259	A	Albany (NY)	44 64	328	H	New Hampshire	64 62								
216	A	Binghamton	45 67	183	H	UMES	67 73								
297	H	UMass Lowell	55 67	321	A	Morgan St.	73 68								
110	H	Hartford	52 66	234	H	Hofstra	42 45								
70	A	Maine	44 84	220	H	Mt. St. Mary's	52 65								

Non-Div I Games: Notre Dame (MD) 81 43 Eastern 81 42 Gettysburg 65 51

UMBC

Loss, Non-Conf, S Site, H Home A Away N Neutral

Average RPI Win:	285	WON-LOST	WINNING	LAST 10	STRENGTH OF	OPP. STRENGTH	TEAM	ADJ.	CONF.	ADJ CONF.
Average RPI Loss:	158	RECORD	PCT. RANK	GAMES	SCHEDULE	OF SCHEDULE	RPI	RPI	RPI	RPI
DIV. I ONLY	9- 10	189	1- 0	244	314	183	183	32	32	
DIV. I NON-CONF.	2- 9	297	0- 0	209	117	253	253	32	32	
TOTALS	RPI 1-25	RPI 26-50	W-L RECORDS	RPI 51-100	RPI 101-150	RPI 150+				
9- 10	0- 2	0- 1	OVERALL	0- 1	0- 1	9- 5				
2- 2	0- 0	0- 1	HOME	0- 0	0- 0	2- 1				
7- 8	0- 2	0- 0	AWAY	0- 1	0- 1	7- 4				
0- 0	0- 0	0- 0	NEUTRAL	0- 0	0- 0	0- 0				
2- 9	0- 2	0- 1	NON-CONFERENCE	0- 1	0- 1	2- 4				
0- 1	0- 0	0- 1	HOME	0- 0	0- 0	0- 0				
2- 8	0- 2	0- 0	AWAY	0- 1	0- 1	2- 4				
0- 0	0- 0	0- 0	NEUTRAL	0- 0	0- 0	0- 0				
7- 1	0- 0	0- 0	CONFERENCE	0- 0	0- 0	7- 1				
2- 1	0- 0	0- 0	HOME	0- 0	0- 0	2- 1				
5- 0	0- 0	0- 0	AWAY	0- 0	0- 0	5- 0				
0- 0	0- 0	0- 0	NEUTRAL	0- 0	0- 0	0- 0				

RPI 1-25				RPI 26-50				RPI 51-100				RPI 101+ Team's RPI: 183			
RPI	S	Opponent	Score	RPI	S	Opponent	Score	RPI	S	Opponent	Score	RPI	S	Opponent	Score
9	A	Syracuse	51 96	26	H	Buffalo	63 69	98	A	Georgetown	55 74	103	A	Wake Forest	67 78
25	A	Miami (FL)	53 71									193	A	George Mason	49 70
												220	A	Mt. St. Mary's	86 73
												245	A	Howard	80 73
												245	H	Howard	80 72
												246	A	East Carolina	69 84
												258	H	N.C. A&T	49 51
												262	A	Bethune-Cookman	64 52
												271	A	Norfolk St.	59 43
												274	A	Richmond	55 57
												304	A	UMBC	73 67
												321	A	Morgan St.	73 68
												346	H	N.C. Central	59 49
												348	A	Longwood	71 83
												349	A	Florida A&M	68 36
LAST 12 Division I GAMES:															
262	A	Bethune-Cookman	64 52	245	A	Howard	80 73								
349	A	Florida A&M	68 36	271	A	Norfolk St.	59 43								
258	H	N.C. A&T	49 51	304	A	UMBC	73 67								
346	H	N.C. Central	59 49	193	A	George Mason	49 70								
245	H	Howard	80 72	220	A	Mt. St. Mary's	86 73								
321	A	Morgan St.	73 68	25	A	Miami (FL)	53 71								

Non-Div I Games: Regent 72 16 Cheyney 88 39

UMES

Loss, Non-Conf, S Site, H Home A Away N Neutral

Average RPI Win:	273	WON-LOST	WINNING	LAST 10	STRENGTH OF	OPP. STRENGTH	TEAM	ADJ.	CONF.	ADJ CONF.
Average RPI Loss:	151	RECORD	PCT. RANK	GAMES	SCHEDULE	OF SCHEDULE	RPI	RPI	RPI	RPI
DIV. I ONLY	9- 9	164	0- 1	265	286	204	204	30	30	
DIV. I NON-CONF.	4- 7	228	0- 0	136	206	198	198	30	30	
TOTALS	RPI 1-25	RPI 26-50	W-L RECORDS	RPI 51-100	RPI 101-150	RPI 150+				
9- 9	0- 0	0- 1	OVERALL	0- 2	1- 0	8- 6				
3- 4	0- 0	0- 0	HOME	0- 0	1- 0	2- 4				
6- 5	0- 0	0- 1	AWAY	0- 2	0- 0	6- 2				
0- 0	0- 0	0- 0	NEUTRAL	0- 0	0- 0	0- 0				
4- 7	0- 0	0- 1	NON-CONFERENCE	0- 2	1- 0	3- 4				
2- 2	0- 0	0- 0	HOME	0- 0	1- 0	1- 2				
2- 5	0- 0	0- 1	AWAY	0- 2	0- 0	2- 2				
0- 0	0- 0	0- 0	NEUTRAL	0- 0	0- 0	0- 0				
5- 2	0- 0	0- 0	CONFERENCE	0- 0	0- 0	5- 2				
1- 2	0- 0	0- 0	HOME	0- 0	0- 0	1- 2				
4- 0	0- 0	0- 0	AWAY	0- 0	0- 0	4- 0				
0- 0	0- 0	0- 0	NEUTRAL	0- 0	0- 0	0- 0				

RPI S	Opponent	Score	RPI S	Opponent	Score	RPI S	Opponent	Score	RPI S	Opponent	Score	Team's RPI: 204
35	A Missouri	59 66	52	A Kansas St.	50 61	148	H Louisiana Tech	80 70	160	H New Mexico St.	86 90	
			88	A Kansas	55 67	171	A Denver	75 92	178	A Oral Roberts	64 75	
						192	H Illinois St.	55 62	193	H George Mason	84 91	
						210	A Loyola Chicago	88 74	212	H SIUE	80 75	
						268	A Utah Valley	68 64	282	A California Baptist	78 74	
						286	H CSU Bakersfield	57 67	309	A North Dakota St.	69 59	
						339	H Grand Canyon	73 45	341	A Seattle U	86 62	
						345	A Chicago St.	111 58	345	A Chicago St.	111 58	
LAST 12 Division I GAMES:												
268	A Utah Valley	68 64	160	H New Mexico St.	86 90							
339	H Grand Canyon	73 45	341	A Seattle U	86 62							
286	H CSU Bakersfield	57 67	148	H Louisiana Tech	80 70							
282	A California Baptist	78 74	212	H SIUE	80 75							
345	A Chicago St.	111 58	210	A Loyola Chicago	88 74							
192	H Illinois St.	55 62	35	A Missouri	59 66							

Non-Div I Games: Peru St. 98 62 Mo.-St. Louis 92 63

UMKC

Loss, Non-Conf, S Site, H Home A Away N Neutral

Average RPI Win:	287	WON-LOST	WINNING	LAST 10	STRENGTH OF	OPP. STRENGTH	TEAM	ADJ.	CONF.	ADJ CONF.
Average RPI Loss:	192	RECORD	PCT. RANK	GAMES	SCHEDULE	OF SCHEDULE	RPI	RPI	RPI	RPI
DIV. I ONLY	5- 15	295	0- 1	270	309	297	297	23	23	
DIV. I NON-CONF.	3- 9	271	0- 0	273	332	296	296	24	24	
TOTALS	RPI 1-25	RPI 26-50	W-L RECORDS	RPI 51-100	RPI 101-150	RPI 150+				
5- 15	0- 0	0- 1	OVERALL	0- 2	0- 2	5- 10				
2- 6	0- 0	0- 0	HOME	0- 1	0- 1	2- 4				
3- 9	0- 0	0- 1	AWAY	0- 1	0- 1	3- 6				
0- 0	0- 0	0- 0	NEUTRAL	0- 0	0- 0	0- 0				
3- 9	0- 0	0- 1	NON-CONFERENCE	0- 1	0- 1	3- 6				
1- 3	0- 0	0- 0	HOME	0- 1	0- 0	1- 2				
2- 6	0- 0	0- 1	AWAY	0- 0	0- 1	2- 4				
0- 0	0- 0	0- 0	NEUTRAL	0- 0	0- 0	0- 0				
2- 6	0- 0	0- 0	CONFERENCE	0- 1	0- 1	2- 4				
1- 3	0- 0	0- 0	HOME	0- 0	0- 1	1- 2				
1- 3	0- 0	0- 0	AWAY	0- 1	0- 0	1- 2				
0- 0	0- 0	0- 0	NEUTRAL	0- 0	0- 0	0- 0				

RPI 1-25				RPI 26-50				RPI 51-100				RPI 101+				Team's RPI: 297	
RPI	S	Opponent	Score	RPI	S	Opponent	Score	RPI	S	Opponent	Score	RPI	S	Opponent	Score		
				37	A	Butler	36 89	70	A	Maine	45 79	110	H	Hartford	44 66		
								90	H	Providence	47 71	118	A	Seton Hall	57 90		
												166	A	Stony Brook	56 76		
												198	A	Massachusetts	62 59		
												209	A	Holy Cross	54 63		
												214	H	Colgate	52 61		
												216	H	Binghamton	50 70		
												219	A	Dartmouth	54 70		
												235	A	Cornell	54 63		
												259	A	Albany (NY)	56 63		
												273	H	Vermont	54 51		
												292	H	Bryant	57 58		
												304	A	UMBC	67 55		
												311	H	Saint Peter's	59 57		
												321	A	Morgan St.	49 61		
												328	H	New Hampshire	53 56		
												351	A	LIU Brooklyn	69 64		
LAST 12 Division I GAMES:																	
110	H	Hartford	44 66	70	A	Maine	45 79										
259	A	Albany (NY)	56 63	216	H	Binghamton	50 70										
304	A	UMBC	67 55	321	A	Morgan St.	49 61										
328	H	New Hampshire	53 56	198	A	Massachusetts	62 59										
166	A	Stony Brook	56 76	219	A	Dartmouth	54 70										
273	H	Vermont	54 51	90	H	Providence	47 71										

Non-Div I Games: Fisher 79 45

UMass Lowell

■ Loss,
 ■ Non-Conf,
 ■ S Site,
 ■ H Home
 ■ A Away
 N Neutral

UNC Asheville

Through Games Of Feb. 1, 2019

Average RPI Win:	266	WON-LOST	WINNING	LAST 10	STRENGTH OF	OPP. STRENGTH	TEAM	ADJ.	CONF.	ADJ CONF.
Average RPI Loss:	153	RECORD	PCT. RANK	GAMES	SCHEDULE	OF SCHEDULE	RPI	RPI	RPI	RPI
DIV. I ONLY	9- 9	164	1- 0	202	323	188	188	28	28	
DIV. I NON-CONF.	4- 6	212	0- 0	130	290	204	204	29	29	
TOTALS	RPI 1-25	RPI 26-50	W-L RECORDS	RPI 51-100	RPI 101-150	RPI 150+				
9- 9	0- 0	0- 0	OVERALL	0- 2	2- 2	7- 5				
7- 1	0- 0	0- 0	HOME	0- 0	2- 0	5- 1				
2- 8	0- 0	0- 0	AWAY	0- 2	0- 2	2- 4				
0- 0	0- 0	0- 0	NEUTRAL	0- 0	0- 0	0- 0				
4- 6	0- 0	0- 0	NON-CONFERENCE	0- 2	1- 1	3- 3				
4- 0	0- 0	0- 0	HOME	0- 0	1- 0	3- 0				
0- 6	0- 0	0- 0	AWAY	0- 2	0- 1	0- 3				
0- 0	0- 0	0- 0	NEUTRAL	0- 0	0- 0	0- 0				
5- 3	0- 0	0- 0	CONFERENCE	0- 0	1- 1	4- 2				
3- 1	0- 0	0- 0	HOME	0- 0	1- 0	2- 1				
2- 2	0- 0	0- 0	AWAY	0- 0	0- 1	2- 1				
0- 0	0- 0	0- 0	NEUTRAL	0- 0	0- 0	0- 0				

RPI 1-25				RPI 26-50				RPI 51-100				RPI 101+ Team's RPI: 188					
RPI	S	Opponent	Score	RPI	S	Opponent	Score	RPI	S	Opponent	Score	RPI	S	Opponent	Score		
								58	A	Tennessee	46	73	119	A	Radford	46	60
								73	A	Middle Tenn.	46	67	123	H	Davidson	69	56
													130	H	High Point	67	56
													141	A	Tennessee Tech	53	60
													157	A	Charlotte	53	70
													170	A	Mercer	47	61
													189	H	Hampton	58	61
													227	A	Furman	47	58
													242	A	Gardner-Webb	59	69
													248	H	ETSU	56	55
													255	H	Campbell	60	52
													285	H	Wofford	60	46
													329	A	Presbyterian	52	43
													334	H	Western Caro.	74	49
													340	A	USC Upstate	93	86
													348	H	Longwood	80	55
LAST 12 Division I GAMES:																	
				130	H	High Point	67	56					329	A	Presbyterian	52	43
				340	A	USC Upstate	93	86					348	H	Longwood	80	55
				255	H	Campbell	60	52					170	A	Mercer	47	61
				242	A	Gardner-Webb	59	69					73	A	Middle Tenn.	46	67
				189	H	Hampton	58	61					141	A	Tennessee Tech	53	60
				119	A	Radford	46	60					248	H	ETSU	56	55

Non-Div I Games: Warren Wilson 92 31

UNC Asheville

Loss, Non-Conf, S Site, H Home A Away N Neutral

UNC Greensboro

Through Games Of Feb. 1, 2019

Average RPI Win:	249	WON-LOST	WINNING	LAST 10	STRENGTH OF	OPP. STRENGTH	TEAM	ADJ.	CONF.	ADJ CONF.
Average RPI Loss:	199	RECORD	PCT. RANK	GAMES	SCHEDULE	OF SCHEDULE	RPI	RPI	RPI	RPI
DIV. I ONLY	4- 13	303	0- 1	298	252	323	323	25	25	
DIV. I NON-CONF.	2- 9	297	0- 0	239	230	305	305	25	25	
TOTALS	RPI 1-25	RPI 26-50	W-L RECORDS	RPI 51-100	RPI 101-150	RPI 150+				
4- 13	0- 0	0- 1	OVERALL	0- 0	0- 3	4- 9				
3- 2	0- 0	0- 0	HOME	0- 0	0- 0	3- 2				
0- 10	0- 0	0- 1	AWAY	0- 0	0- 2	0- 7				
1- 1	0- 0	0- 0	NEUTRAL	0- 0	0- 1	1- 0				
2- 9	0- 0	0- 1	NON-CONFERENCE	0- 0	0- 3	2- 5				
1- 1	0- 0	0- 0	HOME	0- 0	0- 0	1- 1				
0- 7	0- 0	0- 1	AWAY	0- 0	0- 2	0- 4				
1- 1	0- 0	0- 0	NEUTRAL	0- 0	0- 1	1- 0				
2- 4	0- 0	0- 0	CONFERENCE	0- 0	0- 0	2- 4				
2- 1	0- 0	0- 0	HOME	0- 0	0- 0	2- 1				
0- 3	0- 0	0- 0	AWAY	0- 0	0- 0	0- 3				
0- 0	0- 0	0- 0	NEUTRAL	0- 0	0- 0	0- 0				

RPI 1-25			RPI 26-50			RPI 51-100			RPI 101+ Team's RPI: 323		
RPI	S	Opponent	Score	RPI	S	Opponent	Score	RPI	S	Opponent	Score
				31	A	North Carolina	62 83				
								118	N	Seton Hall	64 71
								130	A	High Point	75 82
								139	A	Appalachian St.	65 68
								163	A	Georgia St.	63 70
								170	H	Mercer	58 71
								185	N	Eastern Mich.	49 44
								195	H	Coastal Caro.	71 78
								227	A	Furman	61 64
								229	H	Liberty	48 45
								248	A	ETSU	76 85
								249	H	Samford	55 54
								255	A	Campbell	49 53
								274	A	Richmond	48 59
								285	A	Wofford	66 93
								334	H	Western Caro.	71 59
								346	A	N.C. Central	57 66
LAST 12 Division I GAMES:											
170	H	Mercer	58 71	248	A	ETSU	76 85				
249	H	Samford	55 54	334	H	Western Caro.	71 59				
285	A	Wofford	66 93	118	N	Seton Hall	64 71				
227	A	Furman	61 64	185	N	Eastern Mich.	49 44				
274	A	Richmond	48 59	229	H	Liberty	48 45				
195	H	Coastal Caro.	71 78	346	A	N.C. Central	57 66				

Non-Div I Games: Pfeiffer 92 23 UNC Pembroke 72 32 Lees-McRae 92 36 Young Harris 62 29
UNC Greensboro

Loss, Non-Conf, S Site, H Home A Away N Neutral

Average RPI Win:	249	WON-LOST	WINNING	LAST 10	STRENGTH OF	OPP. STRENGTH	TEAM	ADJ.	CONF.	ADJ CONF.
Average RPI Loss:	106	RECORD	PCT. RANK	GAMES	SCHEDULE	OF SCHEDULE	RPI	RPI	RPI	RPI
DIV. I ONLY	10- 7	123	1- 0	218	206	136	136	10	10	
DIV. I NON-CONF.	5- 4	139	0- 0	290	292	183	183	11	11	
TOTALS	RPI 1-25	RPI 26-50	W-L RECORDS	RPI 51-100	RPI 101-150	RPI 150+				
10- 7	0- 0	1- 1	OVERALL	0- 1	1- 4	8- 1				
7- 0	0- 0	1- 0	HOME	0- 0	1- 0	5- 0				
3- 7	0- 0	0- 1	AWAY	0- 1	0- 4	3- 1				
0- 0	0- 0	0- 0	NEUTRAL	0- 0	0- 0	0- 0				
5- 4	0- 0	0- 1	NON-CONFERENCE	0- 1	0- 2	5- 0				
3- 0	0- 0	0- 0	HOME	0- 0	0- 0	3- 0				
2- 4	0- 0	0- 1	AWAY	0- 1	0- 2	2- 0				
0- 0	0- 0	0- 0	NEUTRAL	0- 0	0- 0	0- 0				
5- 3	0- 0	1- 0	CONFERENCE	0- 0	1- 2	3- 1				
4- 0	0- 0	1- 0	HOME	0- 0	1- 0	2- 0				
1- 3	0- 0	0- 0	AWAY	0- 0	0- 2	1- 1				
0- 0	0- 0	0- 0	NEUTRAL	0- 0	0- 0	0- 0				

RPI 1-25				RPI 26-50				RPI 51-100				RPI 101+				Team's RPI: 136	
RPI	S	Opponent	Score	RPI	S	Opponent	Score	RPI	S	Opponent	Score	RPI	S	Opponent	Score		
				31	A	North Carolina	55 82	54	A	Ohio	72 95	102	A	Drexel	55 67		
				45	H	James Madison	66 63					115	A	Pittsburgh	56 60		
												121	H	Towson	77 73		
												124	A	VCU	47 58		
												144	A	William & Mary	64 70		
												172	A	Delaware	53 65		
												191	A	Elon	75 70		
												234	H	Hofstra	89 54		
												246	A	East Carolina	71 68		
												295	H	Col. of Charleston	71 49		
												329	H	Presbyterian	63 48		
												339	H	Grand Canyon	77 55		
												346	A	N.C. Central	89 82		
												348	H	Longwood	35 33		
LAST 12 Division I GAMES:																	
				172	A	Delaware	53 65	234	H	Hofstra	89 54						
				121	H	Towson	77 73	102	A	Drexel	55 67						
				45	H	James Madison	66 63	246	A	East Carolina	71 68						
				191	A	Elon	75 70	348	H	Longwood	35 33						
				144	A	William & Mary	64 70	115	A	Pittsburgh	56 60						
				295	H	Col. of Charleston	71 49	31	A	North Carolina	55 82						

Non-Div I Games: Fayetteville St. 72 54 Belmont Abbey 74 58

UNCW

Loss, Non-Conf, S Site, H Home A Away N Neutral

Average RPI Win:	213	WON-LOST	WINNING	LAST 10	STRENGTH OF	OPP. STRENGTH	TEAM	ADJ.	CONF.	ADJ CONF.
Average RPI Loss:	64	RECORD	PCT. RANK	GAMES	SCHEDULE	OF SCHEDULE	RPI	RPI	RPI	RPI
DIV. I ONLY	12- 7	103	0- 1	107	122	79	79	12	12	
DIV. I NON-CONF.	6- 5	143	0- 1	95	42	76	76	14	14	
TOTALS	RPI 1-25	RPI 26-50	W-L RECORDS	RPI 51-100	RPI 101-150	RPI 150+				
12- 7	0- 3	0- 0	OVERALL	1- 2	1- 1	10- 1				
7- 1	0- 1	0- 0	HOME	1- 0	0- 0	6- 0				
5- 5	0- 2	0- 0	AWAY	0- 1	1- 1	4- 1				
0- 1	0- 0	0- 0	NEUTRAL	0- 1	0- 0	0- 0				
6- 5	0- 2	0- 0	NON-CONFERENCE	1- 2	1- 1	4- 0				
4- 0	0- 0	0- 0	HOME	1- 0	0- 0	3- 0				
2- 4	0- 2	0- 0	AWAY	0- 1	1- 1	1- 0				
0- 1	0- 0	0- 0	NEUTRAL	0- 1	0- 0	0- 0				
6- 2	0- 1	0- 0	CONFERENCE	0- 0	0- 0	6- 1				
3- 1	0- 1	0- 0	HOME	0- 0	0- 0	3- 0				
3- 1	0- 0	0- 0	AWAY	0- 0	0- 0	3- 1				
0- 0	0- 0	0- 0	NEUTRAL	0- 0	0- 0	0- 0				

RPI 1-25				RPI 26-50				RPI 51-100 Team's RPI: 79				RPI 101+			
RPI	S	Opponent	Score	RPI	S	Opponent	Score	RPI	S	Opponent	Score	RPI	S	Opponent	Score
10	A	Marquette	61 102					52	A	Kansas St.	62 72	108	A	Northern Ill.	59 70
11	A	Iowa	57 83					57	N	Boise St.	60 61	134	A	IUPUI	53 40
19	H	Drake	64 88					94	H	Creighton	65 55	159	H	Southern Ill.	65 53
												169	A	Bradley	81 78
												172	H	Delaware	79 67
												173	A	Indiana St.	71 51
												192	A	Illinois St.	64 66
												210	H	Loyola Chicago	64 52
												237	H	North Dakota	64 60
												266	A	Long Beach St.	71 64
												289	H	Valparaiso	71 52
												312	H	Omaha	79 50
												337	A	Evansville	74 46
LAST 12 Division I GAMES:															
159	H	Southern Ill.	65 53	108	A	Northern Ill.	59 70								
173	A	Indiana St.	71 51	10	A	Marquette	61 102								
337	A	Evansville	74 46	169	A	Bradley	81 78								
19	H	Drake	64 88	192	A	Illinois St.	64 66								
210	H	Loyola Chicago	64 52	52	A	Kansas St.	62 72								
289	H	Valparaiso	71 52	312	H	Omaha	79 50								

Non-Div I Games: Minnesota St. 73 56

UNI

Loss, Non-Conf, S Site, H Home A Away N Neutral

Average RPI Win:	227	WON-LOST	WINNING	LAST 10	STRENGTH OF	OPP. STRENGTH	TEAM	ADJ.	CONF.	ADJ CONF.
Average RPI Loss:	132	RECORD	PCT. RANK	GAMES	SCHEDULE	OF SCHEDULE	RPI	RPI	RPI	RPI
DIV. I ONLY	6- 13	266	0- 1	106	160	225	225	14	14	
DIV. I NON-CONF.	2- 9	297	0- 1	83	219	271	271	13	13	
TOTALS	RPI 1-25	RPI 26-50	W-L RECORDS	RPI 51-100	RPI 101-150	RPI 150+				
6- 13	0- 1	1- 3	OVERALL	0- 3	0- 1	5- 5				
5- 5	0- 1	1- 1	HOME	0- 2	0- 0	4- 1				
1- 8	0- 0	0- 2	AWAY	0- 1	0- 1	1- 4				
0- 0	0- 0	0- 0	NEUTRAL	0- 0	0- 0	0- 0				
2- 9	0- 1	0- 1	NON-CONFERENCE	0- 3	0- 1	2- 3				
2- 5	0- 1	0- 1	HOME	0- 2	0- 0	2- 1				
0- 4	0- 0	0- 0	AWAY	0- 1	0- 1	0- 2				
0- 0	0- 0	0- 0	NEUTRAL	0- 0	0- 0	0- 0				
4- 4	0- 0	1- 2	CONFERENCE	0- 0	0- 0	3- 2				
3- 0	0- 0	1- 0	HOME	0- 0	0- 0	2- 0				
1- 4	0- 0	0- 2	AWAY	0- 0	0- 0	1- 2				
0- 0	0- 0	0- 0	NEUTRAL	0- 0	0- 0	0- 0				

RPI 1-25				RPI 26-50				RPI 51-100				RPI 101+ Team's RPI: 225			
RPI	S	Opponent	Score	RPI	S	Opponent	Score	RPI	S	Opponent	Score	RPI	S	Opponent	Score
13	H	Gonzaga	59 70	44	A	New Mexico	77 80	64	A	Duke	38 66	143	A	Portland St.	49 58
				44	H	New Mexico	66 57	73	H	Middle Tenn.	62 66	153	A	UC Irvine	55 57
				46	A	Wyoming	62 90	99	H	Wright St.	52 68	211	H	Florida	56 53
				50	H	Southern California	72 86					213	A	Colorado St.	49 52
												238	H	Air Force	66 56
												244	H	San Diego St.	71 57
												256	A	Nevada	62 70
												261	H	Hawaii	61 66
												300	A	South Carolina St.	49 58
												306	H	UC Santa Barbara	69 51
												316	A	San Jose St.	53 43
LAST 12 Division I GAMES:															
				73	H	Middle Tenn.	62 66	300	A	South Carolina St.	49 58				
				256	A	Nevada	62 70	211	H	Florida	56 53				
				244	H	San Diego St.	71 57	44	H	New Mexico	66 57				
				44	A	New Mexico	77 80	46	A	Wyoming	62 90				
				316	A	San Jose St.	53 43	213	A	Colorado St.	49 52				
				238	H	Air Force	66 56	261	H	Hawaii	61 66				

Non-Div I Games:

UNLV

■ Loss,
■ Non-Conf, S Site,
■ Home
■ Away
N Neutral

USC Upstate

Through Games Of Feb. 1, 2019

Average RPI Win:	324	WON-LOST	WINNING	LAST 10	STRENGTH OF	OPP. STRENGTH	TEAM	ADJ.	CONF.	ADJ CONF.
Average RPI Loss:	230	RECORD	PCT. RANK	GAMES	SCHEDULE	OF SCHEDULE	RPI	RPI	RPI	RPI
DIV. I ONLY	3- 13	320	0- 1	342	340	340	340	28	28	
DIV. I NON-CONF.	1- 7	319	0- 0	326	342	337	337	29	29	
TOTALS	RPI 1-25	RPI 26-50	W-L RECORDS	RPI 51-100	RPI 101-150	RPI 150+				
3- 13	0- 0	0- 0	OVERALL	0- 2	0- 1	3- 10				
1- 3	0- 0	0- 0	HOME	0- 0	0- 1	1- 2				
2- 10	0- 0	0- 0	AWAY	0- 2	0- 0	2- 8				
0- 0	0- 0	0- 0	NEUTRAL	0- 0	0- 0	0- 0				
1- 7	0- 0	0- 0	NON-CONFERENCE	0- 2	0- 0	1- 5				
0- 0	0- 0	0- 0	HOME	0- 0	0- 0	0- 0				
1- 7	0- 0	0- 0	AWAY	0- 2	0- 0	1- 5				
0- 0	0- 0	0- 0	NEUTRAL	0- 0	0- 0	0- 0				
2- 6	0- 0	0- 0	CONFERENCE	0- 0	0- 1	2- 5				
1- 3	0- 0	0- 0	HOME	0- 0	0- 1	1- 2				
1- 3	0- 0	0- 0	AWAY	0- 0	0- 0	1- 3				
0- 0	0- 0	0- 0	NEUTRAL	0- 0	0- 0	0- 0				

RPI 1-25				RPI 26-50				RPI 51-100				RPI 101+				Team's RPI: 340	
RPI	S	Opponent	Score	RPI	S	Opponent	Score	RPI	S	Opponent	Score	RPI	S	Opponent	Score		
								69	A	Virginia Tech	45	96	130	H	High Point	61	87
								87	A	Nebraska	64	87	188	H	UNC Asheville	86	93
												189	A	Hampton	43	67	
												227	A	Furman	67	78	
												242	A	Gardner-Webb	72	92	
												246	A	East Carolina	53	63	
												277	A	Winthrop	76	50	
												300	A	South Carolina St.	66	71	
												312	A	Omaha	69	96	
												329	A	Presbyterian	54	70	
												334	A	Western Caro.	64	68	
												336	H	Charleston So.	75	78	
												346	A	N.C. Central	82	63	
												348	H	Longwood	72	67	
LAST 12 Division I GAMES:																	
				242	A	Gardner-Webb	72	92	189	A	Hampton	43	67				
				336	H	Charleston So.	75	78	348	H	Longwood	72	67				
				188	H	UNC Asheville	86	93	246	A	East Carolina	53	63				
				329	A	Presbyterian	54	70	334	A	Western Caro.	64	68				
				277	A	Winthrop	76	50	300	A	South Carolina St.	66	71				
				130	H	High Point	61	87	346	A	N.C. Central	82	63				

Non-Div I Games: Brevard 71 53 Converse 69 51 UNKNOWN 101 53

USC Upstate

Loss, Non-Conf, S Site, H Home A Away N Neutral

Average RPI Win:	216	WON-LOST	WINNING	LAST 10	STRENGTH OF	OPP. STRENGTH	TEAM	ADJ.	CONF.	ADJ CONF.
Average RPI Loss:	96	RECORD	PCT. RANK	GAMES	SCHEDULE	OF SCHEDULE	RPI	RPI	RPI	RPI
DIV. I ONLY	15- 5	47	1- 0	267	112	113	113	13	13	
DIV. I NON-CONF.	8- 3	72	0- 0	287	130	142	142	15	15	
TOTALS	RPI 1-25	RPI 26-50	W-L RECORDS	RPI 51-100	RPI 101-150	RPI 150+				
15- 5	0- 0	0- 1	OVERALL	1- 2	1- 1	13- 1				
7- 2	0- 0	0- 1	HOME	0- 1	1- 0	6- 0				
8- 3	0- 0	0- 0	AWAY	1- 1	0- 1	7- 1				
0- 0	0- 0	0- 0	NEUTRAL	0- 0	0- 0	0- 0				
8- 3	0- 0	0- 1	NON-CONFERENCE	1- 1	0- 1	7- 0				
3- 2	0- 0	0- 1	HOME	0- 1	0- 0	3- 0				
5- 1	0- 0	0- 0	AWAY	1- 0	0- 1	4- 0				
0- 0	0- 0	0- 0	NEUTRAL	0- 0	0- 0	0- 0				
7- 2	0- 0	0- 0	CONFERENCE	0- 1	1- 0	6- 1				
4- 0	0- 0	0- 0	HOME	0- 0	1- 0	3- 0				
3- 2	0- 0	0- 0	AWAY	0- 1	0- 0	3- 1				
0- 0	0- 0	0- 0	NEUTRAL	0- 0	0- 0	0- 0				

RPI S	Opponent	Score	RPI S	Opponent	Score	RPI S	Opponent	Score	RPI S	Opponent	Score	Team's RPI: 113
50	H Southern California	61 73	60	H Arkansas	65 66	131	A Fresno St.	61 70	139	H Appalachian St.	99 94	
			77	A Little Rock	65 68	163	A Georgia St.	48 50	163	H Georgia St.	69 45	
			92	A Houston	65 61	176	H Grambling	78 54	178	A Oral Roberts	80 62	
						182	A Arkansas St.	100 73	195	H Coastal Caro.	79 53	
						200	A SMU	66 41	236	A Louisiana	76 61	
						254	A San Francisco	80 73	265	A Ga. Southern	74 53	
						265	H Ga. Southern	81 48	267	H UTSA	53 48	
						310	H Jackson St.	99 63	318	A Incarnate Word	97 49	
LAST 12 Division I GAMES:												
265	H Ga. Southern	81 48	236	A Louisiana	76 61							
77	A Little Rock	65 68	163	H Georgia St.	69 45							
182	A Arkansas St.	100 73	163	A Georgia St.	48 50							
195	H Coastal Caro.	79 53	200	A SMU	66 41							
139	H Appalachian St.	99 94	50	H Southern California	61 73							
265	A Ga. Southern	74 53	267	H UTSA	53 48							

Non-Div I Games:

UT Arlington

■ Loss,
 ■ Non-Conf,
 ■ S Site,
 ■ H Home
 ■ A Away
 N Neutral

Average RPI Win:	248	WON-LOST	WINNING	LAST 10	STRENGTH OF	OPP. STRENGTH	TEAM	ADJ.	CONF.	ADJ CONF.
Average RPI Loss:	122	RECORD	PCT. RANK	GAMES	SCHEDULE	OF SCHEDULE	RPI	RPI	RPI	RPI
DIV. I ONLY	13- 5	65	1- 0	316	166	129	129	20	20	
DIV. I NON-CONF.	6- 3	91	0- 0	241	71	94	94	20	20	
TOTALS	RPI 1-25	RPI 26-50	W-L RECORDS	RPI 51-100	RPI 101-150	RPI 150+				
13- 5	0- 1	0- 0	OVERALL	0- 1	1- 2	12- 1				
8- 0	0- 0	0- 0	HOME	0- 0	0- 0	8- 0				
5- 5	0- 1	0- 0	AWAY	0- 1	1- 2	4- 1				
0- 0	0- 0	0- 0	NEUTRAL	0- 0	0- 0	0- 0				
6- 3	0- 1	0- 0	NON-CONFERENCE	0- 1	1- 1	5- 0				
4- 0	0- 0	0- 0	HOME	0- 0	0- 0	4- 0				
2- 3	0- 1	0- 0	AWAY	0- 1	1- 1	1- 0				
0- 0	0- 0	0- 0	NEUTRAL	0- 0	0- 0	0- 0				
7- 2	0- 0	0- 0	CONFERENCE	0- 0	0- 1	7- 1				
4- 0	0- 0	0- 0	HOME	0- 0	0- 0	4- 0				
3- 2	0- 0	0- 0	AWAY	0- 0	0- 1	3- 1				
0- 0	0- 0	0- 0	NEUTRAL	0- 0	0- 0	0- 0				

RPI 1-25				RPI 26-50				RPI 51-100				RPI 101+ Team's RPI: 129			
RPI	S	Opponent	Score	RPI	S	Opponent	Score	RPI	S	Opponent	Score	RPI	S	Opponent	Score
3	A	Louisville	62 102					82	A	Northwestern	64 90	122	A	Morehead St.	75 85
												126	A	Chattanooga	81 79
												134	A	IUPUI	72 73
												159	H	Southern Ill.	95 94
												182	H	Arkansas St.	97 91
												196	A	Southeast Mo. St.	80 73
												212	H	SIUE	68 55
												249	H	Samford	89 68
												270	A	Eastern Ill.	71 77
												270	H	Eastern Ill.	90 66
												278	H	Austin Peay	74 65
												291	H	Murray St.	75 67
												293	A	Tennessee St.	73 61
												315	H	Mississippi Val.	110 51
												322	A	Eastern Ky.	87 61
												332	A	Lipscomb	62 53
LAST 12 Division I GAMES:															
270	H	Eastern Ill.	90 66	293	A	Tennessee St.	73 61								
122	A	Morehead St.	75 85	212	H	SIUE	68 55								
322	A	Eastern Ky.	87 61	270	A	Eastern Ill.	71 77								
278	H	Austin Peay	74 65	315	H	Mississippi Val.	110 51								
291	H	Murray St.	75 67	332	A	Lipscomb	62 53								
196	A	Southeast Mo. St.	80 73	3	A	Louisville	62 102								

Non-Div I Games: Ala.-Huntsville 100 69 Christian Bros. 108 82

UT Martin

Loss, Non-Conf, S Site, H Home A Away N Neutral

Average RPI Win:	283	WON-LOST	WINNING	LAST 10	STRENGTH OF	OPP. STRENGTH	TEAM	ADJ.	CONF.	ADJ CONF.
Average RPI Loss:	146	RECORD	PCT. RANK	GAMES	SCHEDULE	OF SCHEDULE	RPI	RPI	RPI	RPI
DIV. I ONLY	4- 17	318	0- 1	96	290	275	275	15	15	
DIV. I NON-CONF.	3- 10	278	0- 0	170	321	300	300	18	18	
TOTALS	RPI 1-25	RPI 26-50	W-L RECORDS	RPI 51-100	RPI 101-150	RPI 150+				
4- 17	0- 0	0- 2	OVERALL	0- 3	0- 3	4- 9				
2- 8	0- 0	0- 0	HOME	0- 1	0- 2	2- 5				
1- 8	0- 0	0- 2	AWAY	0- 2	0- 0	1- 4				
1- 1	0- 0	0- 0	NEUTRAL	0- 0	0- 1	1- 0				
3- 10	0- 0	0- 1	NON-CONFERENCE	0- 1	0- 2	3- 6				
2- 5	0- 0	0- 0	HOME	0- 0	0- 1	2- 4				
0- 4	0- 0	0- 1	AWAY	0- 1	0- 0	0- 2				
1- 1	0- 0	0- 0	NEUTRAL	0- 0	0- 1	1- 0				
1- 7	0- 0	0- 1	CONFERENCE	0- 2	0- 1	1- 3				
0- 3	0- 0	0- 0	HOME	0- 1	0- 1	0- 1				
1- 4	0- 0	0- 1	AWAY	0- 1	0- 0	1- 2				
0- 0	0- 0	0- 0	NEUTRAL	0- 0	0- 0	0- 0				

RPI S	Opponent	Score	RPI S	Opponent	Score	RPI S	Opponent	Score	RPI S	Opponent	Score	Team's RPI: 275
44	A New Mexico	51 69	48	A Rice	42 76	61	A Old Dominion	59 78	143	H Portland St.	61 89	
						67	A Arizona	40 62	147	H UAB	48 74	
						73	H Middle Tenn.	49 79	150	N Akron	57 64	
									152	A Tulsa	45 66	
									157	A Charlotte	39 62	
									160	H New Mexico St.	65 69	
									162	H Abilene Christian	69 70	
									182	H Arkansas St.	66 67	
									186	A North Texas	51 70	
									201	H Nicholls St.	56 58	
									230	N Western Ill.	84 72	
									240	H Marshall	60 63	
									267	A UTSA	73 60	
									286	H CSU Bakersfield	53 47	
									301	A Weber St.	63 68	
									350	H Alcorn	77 51	
LAST 12 Division I GAMES:												
61	A Old Dominion	59 78	240	H Marshall	60 63							
73	H Middle Tenn.	49 79	157	A Charlotte	39 62							
147	H UAB	48 74	152	A Tulsa	45 66							
48	A Rice	42 76	150	N Akron	57 64							
186	A North Texas	51 70	230	N Western Ill.	84 72							
267	A UTSA	73 60	67	A Arizona	40 62							

Non-Div I Games:

UTEP

■ Loss,
 ■ Non-Conf,
 ■ S Site,
 ■ H Home
 ■ A Away
 N Neutral

Average RPI Win: 280	WON-LOST	WINNING	LAST 10	STRENGTH OF	OPP. STRENGTH	TEAM	ADJ.	CONF.	ADJ CONF.
Average RPI Loss: 173	RECORD	PCT. RANK	GAMES	SCHEDULE	OF SCHEDULE	RPI	RPI	RPI	RPI
DIV. I ONLY	7- 10	223	0- 1	251	262	251	251	30	30
DIV. I NON-CONF.	4- 7	228	0- 0	159	176	213	213	30	30
TOTALS	RPI 1-25	RPI 26-50	W-L RECORDS	RPI 51-100	RPI 101-150	RPI 150+			
7- 10	0- 2	0- 1	OVERALL	0- 0	0- 0	7- 7			
4- 4	0- 0	0- 1	HOME	0- 0	0- 0	4- 3			
3- 6	0- 2	0- 0	AWAY	0- 0	0- 0	3- 4			
0- 0	0- 0	0- 0	NEUTRAL	0- 0	0- 0	0- 0			
4- 7	0- 2	0- 1	NON-CONFERENCE	0- 0	0- 0	4- 4			
2- 3	0- 0	0- 1	HOME	0- 0	0- 0	2- 2			
2- 4	0- 2	0- 0	AWAY	0- 0	0- 0	2- 2			
0- 0	0- 0	0- 0	NEUTRAL	0- 0	0- 0	0- 0			
3- 3	0- 0	0- 0	CONFERENCE	0- 0	0- 0	3- 3			
2- 1	0- 0	0- 0	HOME	0- 0	0- 0	2- 1			
1- 2	0- 0	0- 0	AWAY	0- 0	0- 0	1- 2			
0- 0	0- 0	0- 0	NEUTRAL	0- 0	0- 0	0- 0			

RPI 1-25				RPI 26-50				RPI 51-100				RPI 101+ Team's RPI: 251			
RPI	S	Opponent	Score	RPI	S	Opponent	Score	RPI	S	Opponent	Score	RPI	S	Opponent	Score
2	A	Baylor	37 98	28	H	Texas	66 81					160	A	New Mexico St.	63 71
20	A	Texas A&M	61 84									198	A	Massachusetts	70 74
												206	H	Prairie View	57 50
												222	H	Texas Southern	55 69
												236	H	Louisiana	75 60
												267	A	UTSA	58 61
												268	H	Utah Valley	55 57
												276	A	Canisius	57 53
												279	A	A&M-Corpus Christi	70 57
												279	H	A&M-Corpus Christi	49 59
												282	H	California Baptist	60 56
												286	A	CSU Bakersfield	63 68
												339	A	Grand Canyon	66 50
												341	H	Seattle U	69 56
LAST 12 Division I GAMES:															
268	H	Utah Valley	55 57	160	A	New Mexico St.	63 71								
339	A	Grand Canyon	66 50	341	H	Seattle U	69 56								
286	A	CSU Bakersfield	63 68	28	H	Texas	66 81								
282	H	California Baptist	60 56	222	H	Texas Southern	55 69								
2	A	Baylor	37 98	279	A	A&M-Corpus Christi	70 57								
20	A	Texas A&M	61 84	236	H	Louisiana	75 60								

Non-Div I Games: Texas Lutheran 82 38 UNKNOWN 74 43

UTRGV

Loss, Non-Conf, S Site, H Home A Away N Neutral

Average RPI Win:	249	WON-LOST	WINNING	LAST 10	STRENGTH OF	OPP. STRENGTH	TEAM	ADJ.	CONF.	ADJ CONF.
Average RPI Loss:	138	RECORD	PCT. RANK	GAMES	SCHEDULE	OF SCHEDULE	RPI	RPI	RPI	RPI
DIV. I ONLY	4- 14	306	0- 1	101	212	267	267	15	15	
DIV. I NON-CONF.	3- 7	256	0- 0	219	252	297	297	18	18	
TOTALS	RPI 1-25	RPI 26-50	W-L RECORDS	RPI 51-100	RPI 101-150	RPI 150+				
4- 14	0- 0	0- 2	OVERALL	0- 2	0- 5	4- 5				
3- 7	0- 0	0- 0	HOME	0- 1	0- 3	3- 3				
1- 6	0- 0	0- 2	AWAY	0- 1	0- 2	1- 1				
0- 1	0- 0	0- 0	NEUTRAL	0- 0	0- 0	0- 1				
3- 7	0- 0	0- 1	NON-CONFERENCE	0- 0	0- 3	3- 3				
3- 3	0- 0	0- 0	HOME	0- 0	0- 1	3- 2				
0- 3	0- 0	0- 1	AWAY	0- 0	0- 2	0- 0				
0- 1	0- 0	0- 0	NEUTRAL	0- 0	0- 0	0- 1				
1- 7	0- 0	0- 1	CONFERENCE	0- 2	0- 2	1- 2				
0- 4	0- 0	0- 0	HOME	0- 1	0- 2	0- 1				
1- 3	0- 0	0- 1	AWAY	0- 1	0- 0	1- 1				
0- 0	0- 0	0- 0	NEUTRAL	0- 0	0- 0	0- 0				

RPI S	Opponent	Score	RPI S	Opponent	Score	RPI S	Opponent	Score	RPI S	Opponent	Score	Team's RPI: 267
28	A Texas	54 98	61	A Old Dominion	47 72	113	A UT Arlington	48 53				
48	A Rice	54 85	73	H Middle Tenn.	52 72	116	H Western Ky.	62 81				
						118	A Seton Hall	53 84				
						134	H IUPUI	50 58				
						147	H UAB	42 59				
						157	A Charlotte	54 66				
						177	H Texas St.	60 68				
						184	H Utah St.	56 62				
						186	A North Texas	57 54				
						251	H UTRGV	61 58				
						257	H San Diego	87 77				
						275	H UTEP	60 73				
						301	H Weber St.	66 59				
						304	N UMBC	58 72				
LAST 12 Division I GAMES:												
157	A Charlotte	54 66	116	H Western Ky.	62 81							
147	H UAB	42 59	61	A Old Dominion	47 72							
73	H Middle Tenn.	52 72	113	A UT Arlington	48 53							
186	A North Texas	57 54	257	H San Diego	87 77							
48	A Rice	54 85	184	H Utah St.	56 62							
275	H UTEP	60 73	28	A Texas	54 98							

Non-Div I Games: Concordia (TX) 78 51 Tex. A&M-Kingsville 86 55

UTSA

Loss, Non-Conf, S Site, H Home A Away N Neutral

Average RPI Win:	163	WON-LOST	WINNING	LAST 10	STRENGTH OF	OPP. STRENGTH	TEAM	ADJ.	CONF.	ADJ CONF.
Average RPI Loss:	10	RECORD	PCT. RANK	GAMES	SCHEDULE	OF SCHEDULE	RPI	RPI	RPI	RPI
DIV. I ONLY	18- 2	9	1- 0	157	22	27	27	2	2	
DIV. I NON-CONF.	11- 0	1	1- 0	322	127	66	66	2	2	
TOTALS	RPI 1-25	RPI 26-50	W-L RECORDS	RPI 51-100	RPI 101-150	RPI 150+				
18- 2	2- 2	1- 0	OVERALL	2- 0	5- 0	8- 0				
11- 1	2- 1	1- 0	HOME	2- 0	2- 0	4- 0				
5- 1	0- 1	0- 0	AWAY	0- 0	3- 0	2- 0				
2- 0	0- 0	0- 0	NEUTRAL	0- 0	0- 0	2- 0				
11- 0	0- 0	1- 0	NON-CONFERENCE	1- 0	1- 0	8- 0				
7- 0	0- 0	1- 0	HOME	1- 0	1- 0	4- 0				
2- 0	0- 0	0- 0	AWAY	0- 0	0- 0	2- 0				
2- 0	0- 0	0- 0	NEUTRAL	0- 0	0- 0	2- 0				
7- 2	2- 2	0- 0	CONFERENCE	1- 0	4- 0	0- 0				
4- 1	2- 1	0- 0	HOME	1- 0	1- 0	0- 0				
3- 1	0- 1	0- 0	AWAY	0- 0	3- 0	0- 0				
0- 0	0- 0	0- 0	NEUTRAL	0- 0	0- 0	0- 0				

RPI 1-25				RPI 26-50				Team's RPI: 27	RPI 51-100				RPI 101+			
RPI	S	Opponent	Score	RPI	S	Opponent	Score		RPI	S	Opponent	Score	RPI	S	Opponent	Score
4	A	Oregon	65 87	29	H	BYU	78 67		67	H	Arizona	80 64	107	H	Alabama	72 62
5	H	Stanford	75 68						96	H	Idaho St.	74 60	114	A	Washington St.	72 68
16	H	Arizona St.	63 65										125	A	Washington	58 43
23	H	California	87 74										134	A	Colorado	76 61
													134	H	Colorado	78 59
													203	A	Eastern Wash.	95 51
													211	N	Florida	74 58
													256	A	Nevada	74 52
													261	N	Hawaii	73 48
													266	H	Long Beach St.	82 59
													268	H	Utah Valley	85 47
													301	H	Weber St.	77 56
													341	H	Seattle U	89 62
LAST 12 Division I GAMES:																
5	H	Stanford	75 68	261	N	Hawaii	73 48									
23	H	California	87 74	4	A	Oregon	65 87									
134	H	Colorado	78 59	16	H	Arizona St.	63 65									
125	A	Washington	58 43	134	A	Colorado	76 61									
114	A	Washington St.	72 68	211	N	Florida	74 58									
67	H	Arizona	80 64	301	H	Weber St.	77 56									

Non-Div I Games:

Utah

Average RPI Win:	212	WON-LOST	WINNING	LAST 10	STRENGTH OF	OPP. STRENGTH	TEAM	ADJ.	CONF.	ADJ CONF.
Average RPI Loss:	126	RECORD	PCT. RANK	GAMES	SCHEDULE	OF SCHEDULE	RPI	RPI	RPI	RPI
DIV. I ONLY	9- 9	164	0- 1	231	73	184	184	14	14	
DIV. I NON-CONF.	4- 6	212	0- 0	183	18	194	194	13	13	
TOTALS	RPI 1-25	RPI 26-50	W-L RECORDS	RPI 51-100	RPI 101-150	RPI 150+				
9- 9	0- 1	1- 3	OVERALL	0- 0	1- 2	7- 3				
4- 4	0- 1	1- 2	HOME	0- 0	0- 0	3- 1				
5- 3	0- 0	0- 0	AWAY	0- 0	1- 1	4- 2				
0- 2	0- 0	0- 1	NEUTRAL	0- 0	0- 1	0- 0				
4- 6	0- 1	0- 2	NON-CONFERENCE	0- 0	1- 1	3- 2				
1- 3	0- 1	0- 1	HOME	0- 0	0- 0	1- 1				
3- 1	0- 0	0- 0	AWAY	0- 0	1- 0	2- 1				
0- 2	0- 0	0- 1	NEUTRAL	0- 0	0- 1	0- 0				
5- 3	0- 0	1- 1	CONFERENCE	0- 0	0- 1	4- 1				
3- 1	0- 0	1- 1	HOME	0- 0	0- 0	2- 0				
2- 2	0- 0	0- 0	AWAY	0- 0	0- 1	2- 1				
0- 0	0- 0	0- 0	NEUTRAL	0- 0	0- 0	0- 0				

RPI 1-25				RPI 26-50				RPI 51-100				RPI 101+ Team's RPI: 184			
RPI	S	Opponent	Score	RPI	S	Opponent	Score	RPI	S	Opponent	Score	RPI	S	Opponent	Score
4	H	Oregon	58 88	29	H	BYU	57 62					114	A	Washington St.	72 61
				44	H	New Mexico	64 68					131	A	Fresno St.	59 70
				46	H	Wyoming	50 42					134	N	Colorado	68 78
				50	N	Southern California	46 55					158	A	Portland	54 61
												186	A	North Texas	57 41
												213	A	Colorado St.	72 53
												238	A	Air Force	48 44
												256	H	Nevada	79 76
												266	H	Long Beach St.	48 50
												267	A	UTSA	62 56
												268	H	Utah Valley	67 62
												316	A	San Jose St.	59 68
												316	H	San Jose St.	82 49
LAST 12 Division I GAMES:															
213	A	Colorado St.	72 53	316	A	San Jose St.	59 68								
316	H	San Jose St.	82 49	44	H	New Mexico	64 68								
46	H	Wyoming	50 42	266	H	Long Beach St.	48 50								
131	A	Fresno St.	59 70	268	H	Utah Valley	67 62								
238	A	Air Force	48 44	186	A	North Texas	57 41								
256	H	Nevada	79 76	267	A	UTSA	62 56								

Non-Div I Games: Northern N.M. 106 35

Utah St.

■ Loss,
 ■ Non-Conf, S Site,
 ■ Home
 ■ Away
 N Neutral

Utah Valley

Through Games Of Feb. 1, 2019

Average RPI Win:	293	WON-LOST	WINNING	LAST 10	STRENGTH OF	OPP. STRENGTH	TEAM	ADJ.	CONF.	ADJ CONF.
Average RPI Loss:	162	RECORD	PCT. RANK	GAMES	SCHEDULE	OF SCHEDULE	RPI	RPI	RPI	RPI
DIV. I ONLY	8- 10	206	0- 1	305	297	268	268	30	30	
DIV. I NON-CONF.	3- 7	256	0- 0	192	218	278	278	30	30	
TOTALS	RPI 1-25	RPI 26-50	W-L RECORDS	RPI 51-100	RPI 101-150	RPI 150+				
8- 10	0- 0	0- 2	OVERALL	0- 1	0- 0	8- 7				
6- 3	0- 0	0- 1	HOME	0- 0	0- 0	6- 2				
2- 7	0- 0	0- 1	AWAY	0- 1	0- 0	2- 5				
0- 0	0- 0	0- 0	NEUTRAL	0- 0	0- 0	0- 0				
3- 7	0- 0	0- 2	NON-CONFERENCE	0- 1	0- 0	3- 4				
3- 2	0- 0	0- 1	HOME	0- 0	0- 0	3- 1				
0- 5	0- 0	0- 1	AWAY	0- 1	0- 0	0- 3				
0- 0	0- 0	0- 0	NEUTRAL	0- 0	0- 0	0- 0				
5- 3	0- 0	0- 0	CONFERENCE	0- 0	0- 0	5- 3				
3- 1	0- 0	0- 0	HOME	0- 0	0- 0	3- 1				
2- 2	0- 0	0- 0	AWAY	0- 0	0- 0	2- 2				
0- 0	0- 0	0- 0	NEUTRAL	0- 0	0- 0	0- 0				

RPI 1-25				RPI 26-50				RPI 51-100				RPI 101+ Team's RPI: 268			
RPI	S	Opponent	Score	RPI	S	Opponent	Score	RPI	S	Opponent	Score	RPI	S	Opponent	Score
				27	A	Utah	47 85	96	A	Idaho St.	68 80	158	H	Portland	60 65
				29	H	BYU	51 77					160	A	New Mexico St.	52 58
												175	H	UC Riverside	56 53
												184	A	Utah St.	62 67
												204	H	UMKC	64 68
												224	A	Cal St. Fullerton	55 56
												251	A	UTRGV	57 55
												253	A	Southern Utah	59 60
												282	A	California Baptist	54 83
												286	H	CSU Bakersfield	78 70
												301	H	Weber St.	65 59
												306	H	UC Santa Barbara	63 54
												339	H	Grand Canyon	57 46
												341	A	Seattle U	58 55
												345	H	Chicago St.	76 61
LAST 12 Division I GAMES:															
				204	H	UMKC	64 68					282	A	California Baptist	54 83
				160	A	New Mexico St.	52 58					345	H	Chicago St.	76 61
				251	A	UTRGV	57 55					224	A	Cal St. Fullerton	55 56
				341	A	Seattle U	58 55					175	H	UC Riverside	56 53
				286	H	CSU Bakersfield	78 70					301	H	Weber St.	65 59
				339	H	Grand Canyon	57 46					184	A	Utah St.	62 67

Non-Div I Games: Ottawa (AZ) 90 61 La Verne 86 79 Arizona Christian 76 68

Utah Valley

Loss, Non-Conf, S Site, H Home A Away N Neutral

Average RPI Win:	221	WON-LOST	WINNING	LAST 10	STRENGTH OF	OPP. STRENGTH	TEAM	ADJ.	CONF.	ADJ CONF.
Average RPI Loss:	101	RECORD	PCT. RANK	GAMES	SCHEDULE	OF SCHEDULE	RPI	RPI	RPI	RPI
DIV. I ONLY	15- 6	68	1- 0	258	148	124	124	17	17	
DIV. I NON-CONF.	8- 5	120	0- 0	210	160	127	127	16	16	
TOTALS	RPI 1-25	RPI 26-50	W-L RECORDS	RPI 51-100	RPI 101-150	RPI 150+				
15- 6	0- 0	0- 1	OVERALL	1- 2	4- 2	10- 1				
9- 1	0- 0	0- 0	HOME	0- 0	2- 1	7- 0				
5- 4	0- 0	0- 1	AWAY	1- 2	2- 0	2- 1				
1- 1	0- 0	0- 0	NEUTRAL	0- 0	0- 1	1- 0				
8- 5	0- 0	0- 1	NON-CONFERENCE	1- 2	3- 2	4- 0				
4- 1	0- 0	0- 0	HOME	0- 0	2- 1	2- 0				
3- 3	0- 0	0- 1	AWAY	1- 2	1- 0	1- 0				
1- 1	0- 0	0- 0	NEUTRAL	0- 0	0- 1	1- 0				
7- 1	0- 0	0- 0	CONFERENCE	0- 0	1- 0	6- 1				
5- 0	0- 0	0- 0	HOME	0- 0	0- 0	5- 0				
2- 1	0- 0	0- 0	AWAY	0- 0	1- 0	1- 1				
0- 0	0- 0	0- 0	NEUTRAL	0- 0	0- 0	0- 0				

RPI S	Opponent	Score	RPI S	Opponent	Score	RPI S	Opponent	Score	RPI S	Opponent	Score	Team's RPI: 124
31	A North Carolina	47 59	61	A Old Dominion	57 60	103	H Wake Forest	53 40	119	H Radford	49 54	
			78	A Cincinnati	54 66	134	N IUPUI	61 63	136	H UNCW	58 47	
			98	A Georgetown	47 45	142	A Fordham	47 44	144	A William & Mary	72 55	
						180	A George Washington	48 57	194	H Saint Louis	57 47	
						198	H Massachusetts	52 48	199	H Rhode Island	74 39	
						258	A N.C. A&T	54 48	274	A Richmond	68 43	
						283	H Saint Joseph's	59 40	288	H La Salle	68 38	
						301	N Weber St.	64 36	347	H Delaware St.	97 55	
						348	H Longwood	84 55				
LAST 12 Division I GAMES:												
180	A George Washington	48 57	198	H Massachusetts	52 48							
199	H Rhode Island	74 39	194	H Saint Louis	57 47							
142	A Fordham	47 44	347	H Delaware St.	97 55							
274	A Richmond	68 43	258	A N.C. A&T	54 48							
288	H La Salle	68 38	119	H Radford	49 54							
283	H Saint Joseph's	59 40	61	A Old Dominion	57 60							

Non-Div I Games:

VCU

■ Loss,
 ■ Non-Conf,
 ■ S Site,
 ■ H Home
 ■ A Away
 N Neutral

Valparaiso

Through Games Of Feb. 1, 2019

Average RPI Win:	288	WON-LOST	WINNING	LAST 10	STRENGTH OF	OPP. STRENGTH	TEAM	ADJ.	CONF.	ADJ CONF.
Average RPI Loss:	161	RECORD	PCT. RANK	GAMES	SCHEDULE	OF SCHEDULE	RPI	RPI	RPI	RPI
DIV. I ONLY	6- 14	275	1- 0	262	236	289	289	12	12	
DIV. I NON-CONF.	4- 8	241	0- 0	323	308	318	318	14	14	
TOTALS	RPI 1-25	RPI 26-50	W-L RECORDS	RPI 51-100	RPI 101-150	RPI 150+				
6- 14	0- 1	0- 0	OVERALL	0- 4	0- 1	6- 8				
3- 6	0- 0	0- 0	HOME	0- 2	0- 0	3- 4				
2- 8	0- 1	0- 0	AWAY	0- 2	0- 1	2- 4				
1- 0	0- 0	0- 0	NEUTRAL	0- 0	0- 0	1- 0				
4- 8	0- 0	0- 0	NON-CONFERENCE	0- 2	0- 1	4- 5				
1- 5	0- 0	0- 0	HOME	0- 2	0- 0	1- 3				
2- 3	0- 0	0- 0	AWAY	0- 0	0- 1	2- 2				
1- 0	0- 0	0- 0	NEUTRAL	0- 0	0- 0	1- 0				
2- 6	0- 1	0- 0	CONFERENCE	0- 2	0- 0	2- 3				
2- 1	0- 0	0- 0	HOME	0- 0	0- 0	2- 1				
0- 5	0- 1	0- 0	AWAY	0- 2	0- 0	0- 2				
0- 0	0- 0	0- 0	NEUTRAL	0- 0	0- 0	0- 0				

RPI 1-25				RPI 26-50				RPI 51-100				RPI 101+ Team's RPI: 289			
RPI	S	Opponent	Score	RPI	S	Opponent	Score	RPI	S	Opponent	Score	RPI	S	Opponent	Score
19	A	Drake	53 84					56	H	Miami (OH)	47 68	122	A	Morehead St.	62 68
								76	A	Missouri St.	63 108	159	A	Southern Ill.	65 87
								79	A	UNI	52 71	169	H	Bradley	76 73
								80	H	Toledo	59 65	173	H	Indiana St.	82 86
												187	A	Illinois	54 73
												210	A	Loyola Chicago	54 80
												217	H	Bowling Green	72 79
												237	H	North Dakota	56 62
												270	H	Eastern Ill.	62 60
												272	N	St. Francis Brooklyn	78 76
												309	H	North Dakota St.	48 51
												326	A	UIC	65 75
												333	A	Purdue Fort Wayne	68 64
												337	H	Evansville	93 49
												345	A	Chicago St.	76 70
LAST 12 Division I GAMES:															
159	A	Southern Ill.	65 87	169	H	Bradley	76 73								
337	H	Evansville	93 49	76	A	Missouri St.	63 108								
173	H	Indiana St.	82 86	217	H	Bowling Green	72 79								
19	A	Drake	53 84	333	A	Purdue Fort Wayne	68 64								
79	A	UNI	52 71	309	H	North Dakota St.	48 51								
210	A	Loyola Chicago	54 80	56	H	Miami (OH)	47 68								

Non-Div I Games:

Valparaiso

■ Loss,
■ Non-Conf,
■ S Site,
■ H Home
■ A Away
N Neutral

Vanderbilt

Through Games Of Feb. 1, 2019

Average RPI Win:	253	WON-LOST	WINNING	LAST 10	STRENGTH OF	OPP. STRENGTH	TEAM	ADJ.	CONF.	ADJ CONF.
Average RPI Loss:	49	RECORD	PCT. RANK	GAMES	SCHEDULE	OF SCHEDULE	RPI	RPI	RPI	RPI
DIV. I ONLY	6- 15	283	0- 1	22	61	168	168	5	5	
DIV. I NON-CONF.	5- 8	224	0- 0	60	68	171	171	5	5	
TOTALS	RPI 1-25	RPI 26-50	W-L RECORDS	RPI 51-100	RPI 101-150	RPI 150+				
6- 15	0- 7	0- 1	OVERALL	0- 5	0- 2	6- 0				
5- 5	0- 2	0- 0	HOME	0- 1	0- 2	5- 0				
1- 7	0- 3	0- 1	AWAY	0- 3	0- 0	1- 0				
0- 3	0- 2	0- 0	NEUTRAL	0- 1	0- 0	0- 0				
5- 8	0- 4	0- 0	NON-CONFERENCE	0- 3	0- 1	5- 0				
4- 2	0- 1	0- 0	HOME	0- 0	0- 1	4- 0				
1- 3	0- 1	0- 0	AWAY	0- 2	0- 0	1- 0				
0- 3	0- 2	0- 0	NEUTRAL	0- 1	0- 0	0- 0				
1- 7	0- 3	0- 1	CONFERENCE	0- 2	0- 1	1- 0				
1- 3	0- 1	0- 0	HOME	0- 1	0- 1	1- 0				
0- 4	0- 2	0- 1	AWAY	0- 1	0- 0	0- 0				
0- 0	0- 0	0- 0	NEUTRAL	0- 0	0- 0	0- 0				

RPI 1-25				RPI 26-50				RPI 51-100				RPI 101+ Team's RPI: 168			
RPI	S	Opponent	Score	RPI	S	Opponent	Score	RPI	S	Opponent	Score	RPI	S	Opponent	Score
6	A	NC State	54 74	32	A	Kentucky	55 77	52	A	Kansas St.	61 72	106	H	Georgia	64 71
7	N	UConn	42 80					53	H	Auburn	70 72	145	H	North Ala.	71 74
17	A	South Carolina	69 80					60	A	Arkansas	62 83	164	A	Ball St.	60 43
20	A	Texas A&M	53 69					73	A	Middle Tenn.	58 65	205	H	Ole Miss	80 68
20	H	Texas A&M	43 50					94	N	Creighton	55 75	249	H	Samford	77 52
24	H	Central Mich.	57 66									278	H	Austin Peay	99 70
25	N	Miami (FL)	65 90									293	H	Tennessee St.	89 63
												329	H	Presbyterian	78 43
LAST 12 Division I GAMES:															
205	H	Ole Miss	80 68	20	A	Texas A&M	53 69								
53	H	Auburn	70 72	17	A	South Carolina	69 80								
60	A	Arkansas	62 83	249	H	Samford	77 52								
20	H	Texas A&M	43 50	94	N	Creighton	55 75								
106	H	Georgia	64 71	25	N	Miami (FL)	65 90								
32	A	Kentucky	55 77	24	H	Central Mich.	57 66								

Non-Div I Games:

Vanderbilt

Loss, Non-Conf, S Site, H Home A Away N Neutral

Average RPI Win:	276	WON-LOST	WINNING	LAST 10	STRENGTH OF	OPP. STRENGTH	TEAM	ADJ.	CONF.	ADJ CONF.
Average RPI Loss:	166	RECORD	PCT. RANK	GAMES	SCHEDULE	OF SCHEDULE	RPI	RPI	RPI	RPI
DIV. I ONLY	7- 12	241	0- 1	238	280	273	273	23	23	
DIV. I NON-CONF.	3- 8	267	0- 1	216	302	293	293	24	24	
TOTALS	RPI 1-25	RPI 26-50	W-L RECORDS	RPI 51-100	RPI 101-150	RPI 150+				
7- 12	0- 0	0- 0	OVERALL	0- 3	0- 2	7- 7				
4- 7	0- 0	0- 0	HOME	0- 2	0- 1	4- 4				
3- 5	0- 0	0- 0	AWAY	0- 1	0- 1	3- 3				
0- 0	0- 0	0- 0	NEUTRAL	0- 0	0- 0	0- 0				
3- 8	0- 0	0- 0	NON-CONFERENCE	0- 2	0- 1	3- 5				
2- 5	0- 0	0- 0	HOME	0- 1	0- 1	2- 3				
1- 3	0- 0	0- 0	AWAY	0- 1	0- 0	1- 2				
0- 0	0- 0	0- 0	NEUTRAL	0- 0	0- 0	0- 0				
4- 4	0- 0	0- 0	CONFERENCE	0- 1	0- 1	4- 2				
2- 2	0- 0	0- 0	HOME	0- 1	0- 0	2- 1				
2- 2	0- 0	0- 0	AWAY	0- 0	0- 1	2- 1				
0- 0	0- 0	0- 0	NEUTRAL	0- 0	0- 0	0- 0				

RPI 1-25				RPI 26-50				RPI 51-100				RPI 101+				Team's RPI: 273	
RPI	S	Opponent	Score	RPI	S	Opponent	Score	RPI	S	Opponent	Score	RPI	S	Opponent	Score		
								70	H	Maine	51	63	102	H	Drexel	44	60
								88	A	Kansas	36	77	110	A	Hartford	32	61
								95	H	Yale	55	58	165	A	South Fla.	55	102
													166	H	Stony Brook	61	67
													197	H	Rider	54	49
													199	H	Rhode Island	58	61
													209	H	Holy Cross	40	65
													216	A	Binghamton	58	57
													219	H	Dartmouth	42	66
													259	H	Albany (NY)	52	39
													276	A	Canisius	46	67
													297	A	UMass Lowell	51	54
													304	A	UMBC	58	44
													305	A	NJIT	71	63
													325	H	Wagner	56	54
													328	H	New Hampshire	69	60
LAST 12 Division I GAMES:																	
				304	A	UMBC	58	44					102	H	Drexel	44	60
				216	A	Binghamton	58	57					166	H	Stony Brook	61	67
				328	H	New Hampshire	69	60					297	A	UMass Lowell	51	54
				110	A	Hartford	32	61					88	A	Kansas	36	77
				70	H	Maine	51	63					276	A	Canisius	46	67
				259	H	Albany (NY)	52	39					165	A	South Fla.	55	102

Non-Div I Games:	Norwich	78	28
------------------	---------	----	----

Vermont

Loss, Non-Conf, S Site, H Home A Away N Neutral

Villanova

Through Games Of Feb. 1, 2019

Average RPI Win:	148	WON-LOST	WINNING	LAST 10	STRENGTH OF	OPP. STRENGTH	TEAM	ADJ.	CONF.	ADJ CONF.
Average RPI Loss:	51	RECORD	PCT. RANK	GAMES	SCHEDULE	OF SCHEDULE	RPI	RPI	RPI	RPI
DIV. I ONLY	14- 7	79	1- 0	47	53	39	39	6	6	
DIV. I NON-CONF.	9- 2	43	0- 0	84	73	22	22	4	4	
TOTALS	RPI 1-25	RPI 26-50	W-L RECORDS	RPI 51-100	RPI 101-150	RPI 150+				
14- 7	0- 2	0- 2	OVERALL	4- 3	5- 0	5- 0				
7- 3	0- 1	0- 2	HOME	2- 0	2- 0	3- 0				
7- 3	0- 1	0- 0	AWAY	2- 2	3- 0	2- 0				
0- 1	0- 0	0- 0	NEUTRAL	0- 1	0- 0	0- 0				
9- 2	0- 1	0- 0	NON-CONFERENCE	2- 1	3- 0	4- 0				
5- 0	0- 0	0- 0	HOME	1- 0	2- 0	2- 0				
4- 1	0- 1	0- 0	AWAY	1- 0	1- 0	2- 0				
0- 1	0- 0	0- 0	NEUTRAL	0- 1	0- 0	0- 0				
5- 5	0- 1	0- 2	CONFERENCE	2- 2	2- 0	1- 0				
2- 3	0- 1	0- 2	HOME	1- 0	0- 0	1- 0				
3- 2	0- 0	0- 0	AWAY	1- 2	2- 0	0- 0				
0- 0	0- 0	0- 0	NEUTRAL	0- 0	0- 0	0- 0				

RPI 1-25			RPI 26-50			Team's RPI: 39	RPI 51-100			RPI 101+		
RPI	S	Opponent	Score	RPI	S	Opponent	Score	RPI	S	Opponent	Score	
10	H	Marquette	55 91	36	H	DePaul	59 66	69	N	Virginia Tech	59 61	106 H Georgia 62 56
15	A	UCF	56 71	37	H	Butler	55 63	81	A	Penn	58 50	110 H Hartford 59 41
								86	H	Princeton	67 46	118 A Seton Hall 70 66
								90	A	Providence	61 67	127 A St. John's (NY) 73 57
								90	H	Providence	53 33	133 A Lehigh 70 48
								94	A	Creighton	54 52	167 H Xavier 75 71
								98	A	Georgetown	63 68	180 A George Washington 60 45
												202 H Temple 76 68
												283 A Saint Joseph's 47 35
												288 H La Salle 81 68
LAST 12 Division I GAMES:												
118	A	Seton Hall	70 66	90	H	Providence	53 33					
98	A	Georgetown	63 68	127	A	St. John's (NY)	73 57					
81	A	Penn	58 50	94	A	Creighton	54 52					
36	H	DePaul	59 66	167	H	Xavier	75 71					
10	H	Marquette	55 91	37	H	Butler	55 63					
90	A	Providence	61 67	106	H	Georgia	62 56					

Non-Div I Games:

Villanova

Loss, Non-Conf, S Site, H Home A Away N Neutral

Virginia

Through Games Of Feb. 1, 2019

Average RPI Win:	156	WON-LOST	WINNING	LAST 10	STRENGTH OF	OPP. STRENGTH	TEAM	ADJ.	CONF.	ADJ CONF.
Average RPI Loss:	53	RECORD	PCT. RANK	GAMES	SCHEDULE	OF SCHEDULE	RPI	RPI	RPI	RPI
DIV. I ONLY	8- 13	235	0- 1	6	27	101	101	1	1	
DIV. I NON-CONF.	6- 7	172	0- 0	29	72	120	120	1	1	
TOTALS	RPI 1-25	RPI 26-50	W-L RECORDS	RPI 51-100	RPI 101-150	RPI 150+				
8- 13	0- 7	0- 2	OVERALL	2- 0	2- 3	4- 1				
5- 7	0- 4	0- 0	HOME	1- 0	1- 2	3- 1				
2- 5	0- 3	0- 2	AWAY	1- 0	1- 0	0- 0				
1- 1	0- 0	0- 0	NEUTRAL	0- 0	0- 1	1- 0				
6- 7	0- 3	0- 1	NON-CONFERENCE	1- 0	1- 2	4- 1				
4- 4	0- 2	0- 0	HOME	0- 0	1- 1	3- 1				
1- 2	0- 1	0- 1	AWAY	1- 0	0- 0	0- 0				
1- 1	0- 0	0- 0	NEUTRAL	0- 0	0- 1	1- 0				
2- 6	0- 4	0- 1	CONFERENCE	1- 0	1- 1	0- 0				
1- 3	0- 2	0- 0	HOME	1- 0	0- 1	0- 0				
1- 3	0- 2	0- 1	AWAY	0- 0	1- 0	0- 0				
0- 0	0- 0	0- 0	NEUTRAL	0- 0	0- 0	0- 0				

RPI 1-25				RPI 26-50				RPI 51-100				RPI 101+ Team's RPI: 101			
RPI	S	Opponent	Score	RPI	S	Opponent	Score	RPI	S	Opponent	Score	RPI	S	Opponent	Score
3	A	Louisville	43 91	32	A	Kentucky	51 63	61	A	Old Dominion	73 67	103	H	Wake Forest	42 52
6	H	NC State	38 66	41	A	Clemson	65 71	69	H	Virginia Tech	62 58	107	N	Alabama	52 64
8	H	Mississippi St.	44 72									109	H	American	57 54
9	A	Syracuse	68 72									115	A	Pittsburgh	74 57
21	H	Florida St.	61 63									119	H	Radford	44 57
22	A	Michigan St.	66 91									157	H	Charlotte	65 61
24	H	Central Mich.	61 74									165	N	South Fla.	74 67
												194	H	Saint Louis	65 67
												258	H	N.C. A&T	67 57
												314	H	Coppin St.	55 41
LAST 12 Division I GAMES:															
115	A	Pittsburgh	74 57	9	A	Syracuse	68 72								
3	A	Louisville	43 91	103	H	Wake Forest	42 52								
6	H	NC State	38 66	157	H	Charlotte	65 61								
69	H	Virginia Tech	62 58	165	N	South Fla.	74 67								
41	A	Clemson	65 71	107	N	Alabama	52 64								
21	H	Florida St.	61 63	119	H	Radford	44 57								

Non-Div I Games:

Virginia

■ Loss,
 ■ Non-Conf,
 ■ S Site,
 ■ H Home
 ■ A Away
 N Neutral

Average RPI Win: 182				Through Games of Feb. 17, 1919						
WON-LOST		WINNING	LAST 10	STRENGTH OF	OPP. STRENGTH	TEAM	ADJ.	CONF.	ADJ CONF.	
RECORD		PCT. RANK	GAMES	SCHEDULE	OF SCHEDULE	RPI	RPI	RPI	RPI	
DIV. I ONLY		14- 7	79	1- 0	75	29	69	69	1	1
DIV. I NON-CONF.		13- 0	1	0- 0	253	140	32	32	1	1
TOTALS		RPI 1-25	RPI 26-50	W-L RECORDS		RPI 51-100	RPI 101-150	RPI 150+		
14- 7	1- 5		1- 1	OVERALL		1- 0	4- 1	7- 0		
8- 4	1- 3		0- 1	HOME		0- 0	2- 0	5- 0		
2- 3	0- 2		0- 0	AWAY		0- 0	1- 1	1- 0		
4- 0	0- 0		1- 0	NEUTRAL		1- 0	1- 0	1- 0		
13- 0	1- 0		1- 0	NON-CONFERENCE		1- 0	3- 0	7- 0		
8- 0	1- 0		0- 0	HOME		0- 0	2- 0	5- 0		
1- 0	0- 0		0- 0	AWAY		0- 0	0- 0	1- 0		
4- 0	0- 0		1- 0	NEUTRAL		1- 0	1- 0	1- 0		
1- 7	0- 5		0- 1	CONFERENCE		0- 0	1- 1	0- 0		
0- 4	0- 3		0- 1	HOME		0- 0	0- 0	0- 0		
1- 3	0- 2		0- 0	AWAY		0- 0	1- 1	0- 0		
0- 0	0- 0		0- 0	NEUTRAL		0- 0	0- 0	0- 0		

RPI S	Opponent	Score	RPI S	Opponent	Score	RPI S	Opponent	Score	RPI S	Opponent	Score
1	H Notre Dame	51 80	31	H North Carolina	69 81	93	N Ohio St.	81 73	101	A Virginia	58 62
6	A NC State	61 70	39	N Villanova	61 59				111	N Dayton	69 57
9	H Syracuse	73 75							115	A Pittsburgh	74 58
14	H Rutgers	67 51							119	H Radford	55 44
21	H Florida St.	54 56							126	H Chattanooga	74 59
25	A Miami (FL)	61 68							220	H Mt. St. Mary's	83 51
									229	A Liberty	72 61
									250	H Monmouth	82 49
									265	H Ga. Southern	78 49
									274	N Richmond	85 57
									340	H USC Upstate	96 45
									348	H Longwood	93 39
LAST 12 Division I GAMES:											
31	H North Carolina	69 81	115	A Pittsburgh	74 58						
6	A NC State	61 70	21	H Florida St.	54 56						
1	H Notre Dame	51 80	348	H Longwood	93 39						
101	A Virginia	58 62	93	N Ohio St.	81 73						
9	H Syracuse	73 75	111	N Dayton	69 57						
25	A Miami (FL)	61 68	220	H Mt. St. Mary's	83 51						

Non-Div I Games:

Virginia Tech

■ Loss,
 ■ Non-Conf,
 ■ S Site,
 ■ Home
 ■ A Away
 N Neutral

W
a
g
n
e
rW
a
g
n
e
r

Wagner

Page 332

Wake Forest

Through Games Of Feb. 1, 2019

Average RPI Win:	175	WON-LOST	WINNING	LAST 10	STRENGTH OF	OPP. STRENGTH	TEAM	ADJ.	CONF.	ADJ CONF.
Average RPI Loss:	71	RECORD	PCT. RANK	GAMES	SCHEDULE	OF SCHEDULE	RPI	RPI	RPI	RPI
DIV. I ONLY	10- 11	184	0- 1	21	79	103	103	1	1	
DIV. I NON-CONF.	9- 4	85	0- 0	68	298	84	84	1	1	
TOTALS	RPI 1-25	RPI 26-50	W-L RECORDS	RPI 51-100	RPI 101-150	RPI 150+				
10- 11	0- 4	1- 2	OVERALL	0- 2	3- 1	6- 2				
7- 6	0- 3	1- 1	HOME	0- 1	2- 0	4- 1				
2- 5	0- 1	0- 1	AWAY	0- 1	1- 1	1- 1				
1- 0	0- 0	0- 0	NEUTRAL	0- 0	0- 0	1- 0				
9- 4	0- 0	1- 1	NON-CONFERENCE	0- 0	2- 1	6- 2				
7- 2	0- 0	1- 1	HOME	0- 0	2- 0	4- 1				
1- 2	0- 0	0- 0	AWAY	0- 0	0- 1	1- 1				
1- 0	0- 0	0- 0	NEUTRAL	0- 0	0- 0	1- 0				
1- 7	0- 4	0- 1	CONFERENCE	0- 2	1- 0	0- 0				
0- 4	0- 3	0- 0	HOME	0- 1	0- 0	0- 0				
1- 3	0- 1	0- 1	AWAY	0- 1	1- 0	0- 0				
0- 0	0- 0	0- 0	NEUTRAL	0- 0	0- 0	0- 0				

RPI S Opponent	Score	RPI S Opponent	Score	RPI S Opponent	Score	RPI S Opponent	Score	Team's RPI: 103
1 A Notre Dame	48 78	31 A North Carolina	61 84	64 A Duke	52 66	101 A Virginia	52 42	
3 H Louisville	49 73	34 H Indiana	73 87	85 H Boston College	64 65	121 H Towson	60 53	
6 H NC State	50 59	45 H James Madison	50 49			124 A VCU	40 53	
25 H Miami (FL)	57 72					127 H St. John's (NY)	64 59	
						157 A Charlotte	69 43	
						167 H Xavier	50 62	
						170 H Mercer	69 54	
						183 H UMES	78 67	
						246 A East Carolina	61 70	
						271 H Norfolk St.	63 61	
						274 H Richmond	62 48	
						300 N South Carolina St.	58 44	
LAST 12 Division I GAMES:								
64 A Duke	52 66	6 H NC State	50 59					
3 H Louisville	49 73	101 A Virginia	52 42					
31 A North Carolina	61 84	271 H Norfolk St.	63 61					
1 A Notre Dame	48 78	300 N South Carolina St.	58 44					
85 H Boston College	64 65	45 H James Madison	50 49					
25 H Miami (FL)	57 72	183 H UMES	78 67					

Non-Div I Games:

Wake Forest

■ Loss,
 ■ Non-Conf,
 S Site,
 ■ Home
 ■ Away
 N Neutral

Average RPI Win:	180	WON-LOST	WINNING	LAST 10	STRENGTH OF	OPP. STRENGTH	TEAM	ADJ.	CONF.	ADJ CONF.
Average RPI Loss:	49	RECORD	PCT. RANK	GAMES	SCHEDULE	OF SCHEDULE	RPI	RPI	RPI	RPI
DIV. I ONLY	8- 14	250	0- 1	12	58	125	125	2	2	
DIV. I NON-CONF.	7- 5	132	0- 1	81	139	116	116	2	2	
TOTALS	RPI 1-25	RPI 26-50	W-L RECORDS	RPI 51-100	RPI 101-150	RPI 150+				
8- 14	0- 5	0- 4	OVERALL	2- 2	2- 3	4- 0				
6- 6	0- 2	0- 2	HOME	1- 1	2- 1	3- 0				
1- 6	0- 3	0- 2	AWAY	0- 0	0- 1	1- 0				
1- 2	0- 0	0- 0	NEUTRAL	1- 1	0- 1	0- 0				
7- 5	0- 1	0- 0	NON-CONFERENCE	2- 2	1- 2	4- 0				
5- 2	0- 1	0- 0	HOME	1- 1	1- 0	3- 0				
1- 1	0- 0	0- 0	AWAY	0- 0	0- 1	1- 0				
1- 2	0- 0	0- 0	NEUTRAL	1- 1	0- 1	0- 0				
1- 9	0- 4	0- 4	CONFERENCE	0- 0	1- 1	0- 0				
1- 4	0- 1	0- 2	HOME	0- 0	1- 1	0- 0				
0- 5	0- 3	0- 2	AWAY	0- 0	0- 0	0- 0				
0- 0	0- 0	0- 0	NEUTRAL	0- 0	0- 0	0- 0				

RPI S Opponent Score	RPI S Opponent Score	RPI S Opponent Score	RPI S Opponent Score
4 A Oregon 71 84	27 H Utah 43 58	57 H Boise St. 69 73	112 A Tulane 51 63
4 H Oregon 57 76	38 A Oregon St. 67 78	59 N Michigan 73 80	114 H Washington St. 76 79
5 A Stanford 54 91	38 H Oregon St. 39 86	64 N Duke 71 64	134 H Colorado 68 58
8 H Mississippi St. 56 103	50 A Southern California 57 82	93 H Ohio St. 69 59	137 H Montana 69 54
23 A California 70 79			142 N Fordham 57 65
			193 H George Mason 81 52
			224 H Cal St. Fullerton 83 74
			252 H Northern Ariz. 81 59
			341 A Seattle U 69 58
LAST 12 Division I GAMES:			
142 N Fordham 57 65	57 H Boise St. 69 73		
50 A Southern California 57 82	59 N Michigan 73 80		
4 H Oregon 57 76	27 H Utah 43 58		
38 H Oregon St. 39 86	134 H Colorado 68 58		
23 A California 70 79	38 A Oregon St. 67 78		
5 A Stanford 54 91	4 A Oregon 71 84		

Non-Div I Games:

Washington

■ Loss,
■ Non-Conf,
■ S Site,
■ H Home
■ A Away
N Neutral

Average RPI Win:	162	WON-LOST	WINNING	LAST 10	STRENGTH OF	OPP. STRENGTH	TEAM	ADJ.	CONF.	ADJ CONF.
Average RPI Loss:	53	RECORD	PCT. RANK	GAMES	SCHEDULE	OF SCHEDULE	RPI	RPI	RPI	RPI
DIV. I ONLY	7- 14	259	1- 0	4	41	114	114	2	2	
DIV. I NON-CONF.	5- 6	177	1- 0	56	108	157	157	2	2	
TOTALS	RPI 1-25	RPI 26-50	W-L RECORDS	RPI 51-100	RPI 101-150	RPI 150+				
7- 14	0- 5	0- 5	OVERALL	2- 2	2- 1	3- 1				
4- 6	0- 1	0- 3	HOME	2- 1	1- 0	1- 1				
1- 7	0- 4	0- 2	AWAY	0- 0	1- 1	0- 0				
2- 1	0- 0	0- 0	NEUTRAL	0- 1	0- 0	2- 0				
5- 6	0- 1	0- 1	NON-CONFERENCE	2- 2	0- 1	3- 1				
3- 3	0- 0	0- 1	HOME	2- 1	0- 0	1- 1				
0- 2	0- 1	0- 0	AWAY	0- 0	0- 1	0- 0				
2- 1	0- 0	0- 0	NEUTRAL	0- 1	0- 0	2- 0				
2- 8	0- 4	0- 4	CONFERENCE	0- 0	2- 0	0- 0				
1- 3	0- 1	0- 2	HOME	0- 0	1- 0	0- 0				
1- 5	0- 3	0- 2	AWAY	0- 0	1- 0	0- 0				
0- 0	0- 0	0- 0	NEUTRAL	0- 0	0- 0	0- 0				

RPI	S	Opponent	Score	RPI	S	Opponent	Score	RPI	S	Opponent	Score	RPI	S	Opponent	Score	Team's RPI: 114
4	A	Oregon	58 98	27	H	Utah	68 72	57	H	Boise St.	95 71	125	A	Washington	79 76	
4	H	Oregon	64 79	38	A	Oregon St.	69 76	82	H	UC Davis	62 75	134	H	Colorado	74 48	
5	A	Stanford	64 85	38	H	Oregon St.	35 52	87	H	Nebraska	87 84	146	A	CSUN	52 65	
13	A	Gonzaga	53 76	43	A	UCLA	56 83	88	N	Kansas	63 71	184	H	Utah St.	61 72	
23	A	California	63 77	47	H	Saint Mary's (CA)	64 70					230	N	Jacksonville St.	64 51	
												247	N	Wichita St.	85 59	
												254	H	San Francisco	91 61	
LAST 12 Division I GAMES:																
43	A	UCLA	56 83	247	N	Wichita St.	85 59									
38	H	Oregon St.	35 52	230	N	Jacksonville St.	64 51									
4	H	Oregon	64 79	27	H	Utah	68 72									
5	A	Stanford	64 85	4	A	Oregon	58 98									
23	A	California	63 77	38	A	Oregon St.	69 76									
134	H	Colorado	74 48	125	A	Washington	79 76									

Non-Div I Games:

Washington St.

■ Loss,
■ Non-Conf,
■ S Site,
■ H Home
■ A Away
N Neutral

Average RPI Win:	237	WON-LOST	WINNING	LAST 10	STRENGTH OF	OPP. STRENGTH	TEAM	ADJ.	CONF.	ADJ CONF.
Average RPI Loss:	165	RECORD	PCT. RANK	GAMES	SCHEDULE	OF SCHEDULE	RPI	RPI	RPI	RPI
DIV. I ONLY	3- 16	325	0- 0	205	204	301	301	16	16	
DIV. I NON-CONF.	2- 7	288	0- 0	284	215	311	311	12	12	
TOTALS	RPI 1-25	RPI 26-50	W-L RECORDS	RPI 51-100	RPI 101-150	RPI 150+				
3- 16	0- 0	0- 1	OVERALL	0- 1	1- 6	2- 8				
1- 8	0- 0	0- 0	HOME	0- 1	0- 4	1- 3				
2- 7	0- 0	0- 1	AWAY	0- 0	1- 1	1- 5				
0- 1	0- 0	0- 0	NEUTRAL	0- 0	0- 1	0- 0				
2- 7	0- 0	0- 1	NON-CONFERENCE	0- 0	0- 1	2- 5				
1- 2	0- 0	0- 0	HOME	0- 0	0- 0	1- 2				
1- 4	0- 0	0- 1	AWAY	0- 0	0- 0	1- 3				
0- 1	0- 0	0- 0	NEUTRAL	0- 0	0- 1	0- 0				
1- 9	0- 0	0- 0	CONFERENCE	0- 1	1- 5	0- 3				
0- 6	0- 0	0- 0	HOME	0- 1	0- 4	0- 1				
1- 3	0- 0	0- 0	AWAY	0- 0	1- 1	0- 2				
0- 0	0- 0	0- 0	NEUTRAL	0- 0	0- 0	0- 0				

RPI	S	Opponent	Score	RPI	S	Opponent	Score	RPI	S	Opponent	Score	RPI	S	Opponent	Score	Team's RPI: 301
27	A	Utah	56 77	96	H	Idaho St.	57 70	105	H	Idaho	74 79	117	A	Northern Colo.	55 54	
								124	N	VCU	36 64	137	H	Montana	60 72	
								140	H	Montana St.	59 66	143	A	Portland St.	38 65	
								143	H	Portland St.	59 77	151	A	Pepperdine	47 68	
								158	H	Portland	73 89	175	H	UC Riverside	39 71	
								203	H	Eastern Wash.	58 64	252	A	Northern Ariz.	64 74	
								253	A	Southern Utah	79 84	267	A	UTSA	59 66	
								268	A	Utah Valley	59 65	275	H	UTEP	68 63	
								318	A	Incarnate Word	72 64					
LAST 12 Division I GAMES:																
140	H	Montana St.	59 66	143	A	Portland St.	38 65									
117	A	Northern Colo.	55 54	137	H	Montana	60 72									
143	H	Portland St.	59 77	105	H	Idaho	74 79									
96	H	Idaho St.	57 70	203	H	Eastern Wash.	58 64									
253	A	Southern Utah	79 84	175	H	UC Riverside	39 71									
252	A	Northern Ariz.	64 74	268	A	Utah Valley	59 65									

Non-Div I Games: La Verne 105 43

Weber St.

■ Loss,
 ■ Non-Conf,
 S Site,
 ■ Home
 ■ Away
 N Neutral

Average RPI Win:	187	WON-LOST	WINNING	LAST 10	STRENGTH OF	OPP. STRENGTH	TEAM	ADJ.	CONF.	ADJ CONF.
Average RPI Loss:	25	RECORD	PCT. RANK	GAMES	SCHEDULE	OF SCHEDULE	RPI	RPI	RPI	RPI
DIV. I ONLY	15- 5	47	1- 0	134	26	63	63	3	3	
DIV. I NON-CONF.	9- 2	43	1- 0	336	88	184	184	3	3	
TOTALS	RPI 1-25	RPI 26-50	W-L RECORDS	RPI 51-100	RPI 101-150	RPI 150+				
15- 5	1- 2	1- 2	OVERALL	2- 1	3- 0	8- 0				
11- 2	1- 0	0- 2	HOME	2- 0	1- 0	7- 0				
3- 2	0- 1	1- 0	AWAY	0- 1	2- 0	0- 0				
1- 1	0- 1	0- 0	NEUTRAL	0- 0	0- 0	1- 0				
9- 2	0- 1	0- 1	NON-CONFERENCE	0- 0	2- 0	7- 0				
7- 1	0- 0	0- 1	HOME	0- 0	1- 0	6- 0				
1- 0	0- 0	0- 0	AWAY	0- 0	1- 0	0- 0				
1- 1	0- 1	0- 0	NEUTRAL	0- 0	0- 0	1- 0				
6- 3	1- 1	1- 1	CONFERENCE	2- 1	1- 0	1- 0				
4- 1	1- 0	0- 1	HOME	2- 0	0- 0	1- 0				
2- 2	0- 1	1- 0	AWAY	0- 1	1- 0	0- 0				
0- 0	0- 0	0- 0	NEUTRAL	0- 0	0- 0	0- 0				

RPI 1-25				RPI 26-50				RPI 51-100				Team's RPI: 63				RPI 101+			
RPI	S	Opponent	Score	RPI	S	Opponent	Score	RPI	S	Opponent	Score			RPI	S	Opponent	Score		
2	A	Baylor	47 79	28	A	Texas	64 58	51	A	TCU	48 62			115	A	Pittsburgh	77 43		
11	N	Iowa	81 84	28	H	Texas	58 70	52	H	Kansas St.	60 30			121	H	Towson	90 43		
12	H	Iowa St.	73 64	35	H	Missouri	51 68	84	H	Oklahoma St.	67 58			138	A	Oklahoma	66 55		
														156	H	Texas Tech	68 65		
														221	H	Niagara	84 32		
														292	H	Bryant	94 48		
														305	H	NJIT	95 50		
														314	H	Coppin St.	78 37		
														321	H	Morgan St.	72 37		
														322	H	Eastern Ky.	78 29		
														322	N	Eastern Ky.	81 39		
LAST 12 Division I GAMES:																			
				52	H	Kansas St.	60 30	322	N	Eastern Ky.	81 39								
				156	H	Texas Tech	68 65	28	A	Texas	64 58								
				2	A	Baylor	47 79	28	H	Texas	58 70								
				12	H	Iowa St.	73 64	51	A	TCU	48 62								
				138	A	Oklahoma	66 55	221	H	Niagara	84 32								
				84	H	Oklahoma St.	67 58	121	H	Towson	90 43								

Non-Div I Games:

West Virginia

Average RPI Win:	309	WON-LOST	WINNING	LAST 10	STRENGTH OF	OPP. STRENGTH	TEAM	ADJ.	CONF.	ADJ CONF.
Average RPI Loss:	205	RECORD	PCT. RANK	GAMES	SCHEDULE	OF SCHEDULE	RPI	RPI	RPI	RPI
DIV. I ONLY	2- 17	335	0- 1	213	341	334	334	25	25	
DIV. I NON-CONF.	2- 11	316	0- 0	160	344	306	306	25	25	
TOTALS	RPI 1-25	RPI 26-50	W-L RECORDS	RPI 51-100	RPI 101-150	RPI 150+				
2- 17	0- 0	0- 2	OVERALL	0- 0	0- 3	2- 12				
1- 6	0- 0	0- 0	HOME	0- 0	0- 0	1- 6				
1- 10	0- 0	0- 2	AWAY	0- 0	0- 2	1- 6				
0- 1	0- 0	0- 0	NEUTRAL	0- 0	0- 1	0- 0				
2- 11	0- 0	0- 2	NON-CONFERENCE	0- 0	0- 2	2- 7				
1- 4	0- 0	0- 0	HOME	0- 0	0- 0	1- 4				
1- 6	0- 0	0- 2	AWAY	0- 0	0- 1	1- 3				
0- 1	0- 0	0- 0	NEUTRAL	0- 0	0- 1	0- 0				
0- 6	0- 0	0- 0	CONFERENCE	0- 0	0- 1	0- 5				
0- 2	0- 0	0- 0	HOME	0- 0	0- 0	0- 2				
0- 4	0- 0	0- 0	AWAY	0- 0	0- 1	0- 3				
0- 0	0- 0	0- 0	NEUTRAL	0- 0	0- 0	0- 0				

RPI S	Opponent	Score	RPI S	Opponent	Score	RPI S	Opponent	Score	RPI S	Opponent	Score	Team's RPI: 334
			32	A Kentucky	39 99				126	A Chattanooga	58 72	
			42	A Georgia Tech	49 84				141	A Tennessee Tech	58 77	
									145	N North Ala.	66 89	
									170	H Mercer	67 69	
									188	A UNC Asheville	49 74	
									195	A Coastal Caro.	59 77	
									227	A Furman	55 65	
									242	H Gardner-Webb	52 62	
									249	H Samford	42 75	
									255	H Campbell	37 63	
									258	H N.C. A&T	51 69	
									277	A Winthrop	65 57	
									285	A Wofford	65 91	
									300	H South Carolina St.	39 54	
									305	A NJIT	71 79	
									323	A UNC Greensboro	59 71	
									340	H USC Upstate	68 64	
LAST 12 Division I GAMES:												
249	H Samford	42 75	126	A Chattanooga	58 72							
170	H Mercer	67 69	323	A UNC Greensboro	59 71							
227	A Furman	55 65	277	A Winthrop	65 57							
285	A Wofford	65 91	32	A Kentucky	39 99							
242	H Gardner-Webb	52 62	340	H USC Upstate	68 64							
300	H South Carolina St.	39 54	258	H N.C. A&T	51 69							

Non-Div I Games: North Greenville 71 44 Young Harris 63 54

Western Caro.

■ Loss,
■ Non-Conf, S Site,
■ Home
■ Away
N Neutral

Average RPI Win:	256	WON-LOST	WINNING	LAST 10	STRENGTH OF	OPP. STRENGTH	TEAM	ADJ.	CONF.	ADJ CONF.
Average RPI Loss:	131	RECORD	PCT. RANK	GAMES	SCHEDULE	OF SCHEDULE	RPI	RPI	RPI	RPI
DIV. I ONLY	7- 13	255	1- 0	148	190	230	230	18	18	
DIV. I NON-CONF.	2- 9	297	0- 0	92	162	257	257	17	17	
TOTALS	RPI 1-25	RPI 26-50	W-L RECORDS	RPI 51-100	RPI 101-150	RPI 150+				
7- 13	0- 1	0- 5	OVERALL	0- 0	0- 1	7- 6				
5- 3	0- 1	0- 2	HOME	0- 0	0- 0	5- 0				
1- 7	0- 0	0- 3	AWAY	0- 0	0- 0	1- 4				
1- 3	0- 0	0- 0	NEUTRAL	0- 0	0- 1	1- 2				
2- 9	0- 1	0- 3	NON-CONFERENCE	0- 0	0- 1	2- 4				
1- 2	0- 1	0- 1	HOME	0- 0	0- 0	1- 0				
0- 4	0- 0	0- 2	AWAY	0- 0	0- 0	0- 2				
1- 3	0- 0	0- 0	NEUTRAL	0- 0	0- 1	1- 2				
5- 4	0- 0	0- 2	CONFERENCE	0- 0	0- 0	5- 2				
4- 1	0- 0	0- 1	HOME	0- 0	0- 0	4- 0				
1- 3	0- 0	0- 1	AWAY	0- 0	0- 0	1- 2				
0- 0	0- 0	0- 0	NEUTRAL	0- 0	0- 0	0- 0				

RPI 1-25				RPI 26-50				RPI 51-100				RPI 101+ Team's RPI: 230			
RPI	S	Opponent	Score	RPI	S	Opponent	Score	RPI	S	Opponent	Score	RPI	S	Opponent	Score
19	H	Drake	71 98	30	H	South Dakota St.	84 93					108	N	Northern Ill.	61 86
				33	A	South Dakota	49 92					169	A	Bradley	68 82
				35	H	Missouri	64 89					171	H	Denver	87 78
				37	A	Butler	51 92					178	A	Oral Roberts	64 68
				40	A	Purdue	60 81					196	A	Southeast Mo. St.	71 81
												227	N	Furman	85 78
												237	A	North Dakota	92 80
												237	H	North Dakota	111 90
												270	N	Eastern Ill.	62 64
												275	N	UTEP	72 84
												278	H	Austin Peay	77 72
												309	A	North Dakota St.	60 68
												312	H	Omaha	78 70
												333	H	Purdue Fort Wayne	73 59
LAST 12 Division I GAMES:															
333	H	Purdue Fort Wayne	73 59	237	H	North Dakota	111 90								
312	H	Omaha	78 70	33	A	South Dakota	49 92								
237	A	North Dakota	92 80	30	H	South Dakota St.	84 93								
309	A	North Dakota St.	60 68	227	N	Furman	85 78								
178	A	Oral Roberts	64 68	275	N	UTEP	72 84								
171	H	Denver	87 78	108	N	Northern Ill.	61 86								

Non-Div I Games: MacMurray 136 39 William Woods 81 73

Western Ill.

Loss, Non-Conf, S Site, H Home A Away N Neutral

Average RPI Win:	208	WON-LOST	WINNING	LAST 10	STRENGTH OF	OPP. STRENGTH	TEAM	ADJ.	CONF.	ADJ CONF.
Average RPI Loss:	64	RECORD	PCT. RANK	GAMES	SCHEDULE	OF SCHEDULE	RPI	RPI	RPI	RPI
DIV. I ONLY	11- 9	139	0- 1	94	36	116	116	15	15	
DIV. I NON-CONF.	4- 8	241	0- 1	28	3	124	124	18	18	
TOTALS	RPI 1-25	RPI 26-50	W-L RECORDS	RPI 51-100	RPI 101-150	RPI 150+				
11- 9	0- 5	0- 1	OVERALL	2- 0	1- 1	8- 2				
6- 4	0- 2	0- 0	HOME	1- 0	1- 0	4- 2				
4- 3	0- 2	0- 0	AWAY	1- 0	0- 1	3- 0				
1- 2	0- 1	0- 1	NEUTRAL	0- 0	0- 0	1- 0				
4- 8	0- 5	0- 1	NON-CONFERENCE	1- 0	0- 1	3- 1				
2- 3	0- 2	0- 0	HOME	0- 0	0- 0	2- 1				
1- 3	0- 2	0- 0	AWAY	1- 0	0- 1	0- 0				
1- 2	0- 1	0- 1	NEUTRAL	0- 0	0- 0	1- 0				
7- 1	0- 0	0- 0	CONFERENCE	1- 0	1- 0	5- 1				
4- 1	0- 0	0- 0	HOME	1- 0	1- 0	2- 1				
3- 0	0- 0	0- 0	AWAY	0- 0	0- 0	3- 0				
0- 0	0- 0	0- 0	NEUTRAL	0- 0	0- 0	0- 0				

RPI 1-25				RPI 26-50				RPI 51-100				RPI 101+ Team's RPI: 116			
RPI	S	Opponent	Score	RPI	S	Opponent	Score	RPI	S	Opponent	Score	RPI	S	Opponent	Score
1	A	Notre Dame	53 94	38	N	Oregon St.	60 74	61	H	Old Dominion	75 60	138	A	Oklahoma	83 90
3	H	Louisville	80 102					77	A	Little Rock	68 56	148	H	Louisiana Tech	81 76
11	H	Iowa	67 104									157	H	Charlotte	76 58
13	N	Gonzaga	55 76									159	H	Southern Ill.	83 76
24	A	Central Mich.	90 108									164	H	Ball St.	83 86
												181	H	Southern Miss.	56 69
												240	H	Marshall	85 55
												248	N	ETSU	82 68
												267	A	UTSA	81 62
												287	A	Fla. Atlantic	81 50
												320	A	FIU	94 82
												321	H	Morgan St.	90 43
LAST 12 Division I GAMES:															
267	A	UTSA	81 62	13	N	Gonzaga	55 76								
148	H	Louisiana Tech	81 76	248	N	ETSU	82 68								
181	H	Southern Miss.	56 69	61	H	Old Dominion	75 60								
287	A	Fla. Atlantic	81 50	157	H	Charlotte	76 58								
320	A	FIU	94 82	1	A	Notre Dame	53 94								
240	H	Marshall	85 55	164	H	Ball St.	83 86								

Non-Div I Games: Union (TN) 77 65 Bellarmine 95 57

Western Ky.

Loss, Non-Conf, S Site, H Home A Away N Neutral

Average RPI Win:	287	WON-LOST	WINNING	LAST 10	STRENGTH OF	OPP. STRENGTH	TEAM	ADJ.	CONF.	ADJ CONF.
Average RPI Loss:	146	RECORD	PCT. RANK	GAMES	SCHEDULE	OF SCHEDULE	RPI	RPI	RPI	RPI
DIV. I ONLY	7- 9	211	1- 0	326	179	281	281	8	8	
DIV. I NON-CONF.	5- 5	162	0- 0	350	264	326	326	8	8	
TOTALS	RPI 1-25	RPI 26-50	W-L RECORDS	RPI 51-100	RPI 101-150	RPI 150+				
7- 9	0- 0	0- 1	OVERALL	0- 2	0- 1	7- 5				
2- 6	0- 0	0- 1	HOME	0- 2	0- 1	2- 2				
4- 2	0- 0	0- 0	AWAY	0- 0	0- 0	4- 2				
1- 1	0- 0	0- 0	NEUTRAL	0- 0	0- 0	1- 1				
5- 5	0- 0	0- 0	NON-CONFERENCE	0- 1	0- 0	5- 4				
2- 3	0- 0	0- 0	HOME	0- 1	0- 0	2- 2				
2- 1	0- 0	0- 0	AWAY	0- 0	0- 0	2- 1				
1- 1	0- 0	0- 0	NEUTRAL	0- 0	0- 0	1- 1				
2- 4	0- 0	0- 1	CONFERENCE	0- 1	0- 1	2- 1				
0- 3	0- 0	0- 1	HOME	0- 1	0- 1	0- 0				
2- 1	0- 0	0- 0	AWAY	0- 0	0- 0	2- 1				
0- 0	0- 0	0- 0	NEUTRAL	0- 0	0- 0	0- 0				

RPI S	Opponent	Score	RPI S	Opponent	Score	RPI S	Opponent	Score	RPI S	Opponent	Score	Team's RPI: 281
			26 H	Buffalo	59 61	59 H	Michigan	42 79	150 H	Akron	59 72	
						80 H	Toledo	57 80	160 H	New Mexico St.	54 66	
									164 A	Ball St.	65 62	
									185 A	Eastern Mich.	61 64	
									205 A	Ole Miss	66 69	
									210 H	Loyola Chicago	53 64	
									217 A	Bowling Green	84 82	
									237 N	North Dakota	50 62	
									287 A	Fla. Atlantic	69 59	
									322 H	Eastern Ky.	64 53	
									333 H	Purdue Fort Wayne	69 61	
									335 A	Detroit Mercy	54 44	
									349 N	Florida A&M	69 50	
LAST 12 Division I GAMES:												
			80 H	Toledo	57 80	164 A	Ball St.	65 62				
			185 A	Eastern Mich.	61 64	26 H	Buffalo	59 61				
			150 H	Akron	59 72	287 A	Fla. Atlantic	69 59				
			217 A	Bowling Green	84 82	335 A	Detroit Mercy	54 44				
			349 N	Florida A&M	69 50	210 H	Loyola Chicago	53 64				
			237 N	North Dakota	50 62	322 H	Eastern Ky.	64 53				

Non-Div I Games: Saginaw Valley 75 51

Western Mich.

Loss, Non-Conf, S Site, H Home A Away N Neutral

WICHITA STATE				THROUGH GAMES OF FEB. 17, 1919						
Average RPI Win:	221	WON-LOST	WINNING	LAST 10	STRENGTH OF	OPP. STRENGTH	TEAM	ADJ.	CONF.	ADJ CONF.
Average RPI Loss:	132	RECORD	PCT. RANK	GAMES	SCHEDULE	OF SCHEDULE	RPI	RPI	RPI	RPI
DIV. I ONLY	9- 11	199	0- 1	206	156	247	247	9	9	
DIV. I NON-CONF.	7- 6	153	0- 1	221	188	243	243	9	9	

TOTALS	RPI 1-25	RPI 26-50		W-L RECORDS		RPI 51-100	RPI 101-150	RPI 150+		
9- 11	0- 0	0- 1		OVERALL		1- 4	2- 2	6- 4		
8- 5	0- 0	0- 0		HOME		1- 3	1- 1	6- 1		
1- 3	0- 0	0- 0		AWAY		0- 0	1- 0	0- 3		
0- 3	0- 0	0- 1		NEUTRAL		0- 1	0- 1	0- 0		
7- 6	0- 0	0- 1		NON-CONFERENCE		1- 3	1- 2	5- 0		
7- 3	0- 0	0- 0		HOME		1- 2	1- 1	5- 0		
0- 0	0- 0	0- 0		AWAY		0- 0	0- 0	0- 0		
0- 3	0- 0	0- 1		NEUTRAL		0- 1	0- 1	0- 0		
2- 5	0- 0	0- 0		CONFERENCE		0- 1	1- 0	1- 4		
1- 2	0- 0	0- 0		HOME		0- 1	0- 0	1- 1		
1- 3	0- 0	0- 0		AWAY		0- 0	1- 0	0- 3		
0- 0	0- 0	0- 0		NEUTRAL		0- 0	0- 0	0- 0		

RPI 1-25				RPI 26-50				RPI 51-100				RPI 101+				Team's RPI: 247	
RPI	S	Opponent	Score	RPI	S	Opponent	Score	RPI	S	Opponent	Score	RPI	S	Opponent	Score		
				33	N	South Dakota	64 73	76	H	Missouri St.	63 60	112	A	Tulane	62 44		
								82	N	Northwestern	43 65	114	N	Washington St.	59 85		
								84	H	Oklahoma St.	47 60	141	H	Tennessee Tech	45 55		
								92	H	Houston	58 66	148	H	Louisiana Tech	70 56		
								94	H	Creighton	71 83	152	A	Tulsa	49 63		
												176	H	Grambling	70 61		
												200	A	SMU	50 78		
												207	H	Sam Houston St.	63 55		
												218	H	Memphis	50 71		
												246	A	East Carolina	56 78		
												246	H	East Carolina	57 47		
												338	H	Houston Baptist	68 50		
												343	H	Savannah St.	66 50		
												344	H	Ark.-Pine Bluff	76 39		
LAST 12 Division I GAMES:																	
				112	A	Tulane	62 44	114	N	Washington St.	59 85						
				92	H	Houston	58 66	246	H	East Carolina	57 47						
				200	A	SMU	50 78	343	H	Savannah St.	66 50						
				218	H	Memphis	50 71	82	N	Northwestern	43 65						
				246	A	East Carolina	56 78	176	H	Grambling	70 61						
				152	A	Tulsa	49 63	94	H	Creighton	71 83						

Non-Div I Games:

Wichita St.

■ Loss, ■ Non-Conf, S Site, H Home A Away N Neutral

William & Mary

Through Games Of Feb. 1, 2019

Average RPI Win:	228	WON-LOST	WINNING	LAST 10	STRENGTH OF	OPP. STRENGTH	TEAM	ADJ.	CONF.	ADJ CONF.
Average RPI Loss:	125	RECORD	PCT. RANK	GAMES	SCHEDULE	OF SCHEDULE	RPI	RPI	RPI	RPI
DIV. I ONLY	11- 8	124	0- 1	178	222	144	144	10	10	
DIV. I NON-CONF.	7- 4	109	0- 0	201	299	130	130	11	11	
TOTALS	RPI 1-25	RPI 26-50	W-L RECORDS	RPI 51-100	RPI 101-150	RPI 150+				
11- 8	0- 0	0- 1	OVERALL	0- 2	2- 3	9- 2				
6- 3	0- 0	0- 0	HOME	0- 0	1- 1	5- 2				
5- 5	0- 0	0- 1	AWAY	0- 2	1- 2	4- 0				
0- 0	0- 0	0- 0	NEUTRAL	0- 0	0- 0	0- 0				
7- 4	0- 0	0- 0	NON-CONFERENCE	0- 1	0- 3	7- 0				
4- 1	0- 0	0- 0	HOME	0- 0	0- 1	4- 0				
3- 3	0- 0	0- 0	AWAY	0- 1	0- 2	3- 0				
0- 0	0- 0	0- 0	NEUTRAL	0- 0	0- 0	0- 0				
4- 4	0- 0	0- 1	CONFERENCE	0- 1	2- 0	2- 2				
2- 2	0- 0	0- 0	HOME	0- 0	1- 0	1- 2				
2- 2	0- 0	0- 1	AWAY	0- 1	1- 0	1- 0				
0- 0	0- 0	0- 0	NEUTRAL	0- 0	0- 0	0- 0				

RPI S	Opponent	Score	RPI S	Opponent	Score	RPI S	Opponent	Score	RPI S	Opponent	Score	Team's RPI: 144
45	A James Madison	48 65	61	A Old Dominion	69 83	110	A Hartford	45 50				
			72	A Northeastern	74 88	121	A Towson	80 69				
						123	A Davidson	65 76				
						124	H VCU	55 72				
						136	H UNCW	70 64				
						172	H Delaware	59 70				
						180	H George Washington	73 59				
						191	H Elon	65 60				
						234	A Hofstra	60 55				
						245	H Howard	88 75				
						246	H East Carolina	63 43				
						271	A Norfolk St.	55 44				
						274	H Richmond	65 55				
						295	H Col. of Charleston	54 66				
						298	A Loyola Maryland	65 49				
						307	A Fairfield	60 54				
LAST 12 Division I GAMES:												
45	A James Madison	48 65	172	H Delaware	59 70							
191	H Elon	65 60	121	A Towson	80 69							
295	H Col. of Charleston	54 66	180	H George Washington	73 59							
136	H UNCW	70 64	271	A Norfolk St.	55 44							
72	A Northeastern	74 88	61	A Old Dominion	69 83							
234	A Hofstra	60 55	274	H Richmond	65 55							

Non-Div I Games:

William & Mary

■ Loss,
 ■ Non-Conf,
 ■ S Site,
 ■ H Home
 ■ A Away
 N Neutral

Winthrop

Through Games Of Feb. 1, 2019

Average RPI Win:	294	WON-LOST	WINNING	LAST 10	STRENGTH OF	OPP. STRENGTH	TEAM	ADJ.	CONF.	ADJ CONF.
Average RPI Loss:	199	RECORD	PCT. RANK	GAMES	SCHEDULE	OF SCHEDULE	RPI	RPI	RPI	RPI
DIV. I ONLY	9- 10	189	0- 1	333	332	277	277	28	28	
DIV. I NON-CONF.	4- 6	212	0- 0	330	318	280	280	29	29	
TOTALS	RPI 1-25	RPI 26-50	W-L RECORDS	RPI 51-100	RPI 101-150	RPI 150+				
9- 10	0- 0	0- 1	OVERALL	0- 0	0- 3	9- 6				
5- 3	0- 0	0- 0	HOME	0- 0	0- 0	5- 3				
4- 7	0- 0	0- 1	AWAY	0- 0	0- 3	4- 3				
0- 0	0- 0	0- 0	NEUTRAL	0- 0	0- 0	0- 0				
4- 6	0- 0	0- 1	NON-CONFERENCE	0- 0	0- 1	4- 4				
2- 1	0- 0	0- 0	HOME	0- 0	0- 0	2- 1				
2- 5	0- 0	0- 1	AWAY	0- 0	0- 1	2- 3				
0- 0	0- 0	0- 0	NEUTRAL	0- 0	0- 0	0- 0				
5- 4	0- 0	0- 0	CONFERENCE	0- 0	0- 2	5- 2				
3- 2	0- 0	0- 0	HOME	0- 0	0- 0	3- 2				
2- 2	0- 0	0- 0	AWAY	0- 0	0- 2	2- 0				
0- 0	0- 0	0- 0	NEUTRAL	0- 0	0- 0	0- 0				

RPI 1-25			RPI 26-50			RPI 51-100			RPI 101+			Team's RPI: 277
RPI	S	Opponent	Score	RPI	S	Opponent	Score	RPI	S	Opponent	Score	
				45	A	James Madison	39 56					
								106	A	Georgia	39 85	
								119	A	Radford	49 70	
								130	A	High Point	54 56	
								174	A	Wisconsin	41 76	
								189	H	Hampton	63 84	
								191	H	Elon	58 57	
								242	A	Gardner-Webb	64 62	
								255	A	Campbell	59 46	
								265	A	Ga. Southern	55 64	
								285	A	Wofford	53 70	
								295	A	Col. of Charleston	71 64	
								300	A	South Carolina St.	58 50	
								329	H	Presbyterian	55 52	
								334	H	Western Caro.	57 65	
								336	H	Charleston So.	57 52	
								340	H	USC Upstate	50 76	
								346	H	N.C. Central	66 41	
								348	H	Longwood	77 69	
LAST 12 Division I GAMES:												
189	H	Hampton	63 84	130	A	High Point	54 56					
242	A	Gardner-Webb	64 62	329	H	Presbyterian	55 52					
255	A	Campbell	59 46	348	H	Longwood	77 69					
119	A	Radford	49 70	334	H	Western Caro.	57 65					
340	H	USC Upstate	50 76	265	A	Ga. Southern	55 64					
336	H	Charleston So.	57 52	191	H	Elon	58 57					

Non-Div I Games: Newberry

63 67

Winthrop

■ Loss,
 ■ Non-Conf,
 ■ S Site,
 ■ H Home
 ■ A Away
 N Neutral

Average RPI Win:	215	WON-LOST	WINNING	LAST 10	STRENGTH OF	OPP. STRENGTH	TEAM	ADJ.	CONF.	ADJ CONF.
Average RPI Loss:	73	RECORD	PCT. RANK	GAMES	SCHEDULE	OF SCHEDULE	RPI	RPI	RPI	RPI
DIV. I ONLY	11- 11	164	0- 1	142	81	174	174	4	4	
DIV. I NON-CONF.	9- 3	61	0- 0	301	205	169	169	6	6	
TOTALS	RPI 1-25	RPI 26-50	W-L RECORDS	RPI 51-100	RPI 101-150	RPI 150+				
11- 11	0- 2	1- 1	OVERALL	1- 6	2- 2	7- 0				
8- 4	0- 0	1- 1	HOME	1- 2	1- 1	5- 0				
1- 6	0- 2	0- 0	AWAY	0- 3	0- 1	1- 0				
2- 1	0- 0	0- 0	NEUTRAL	0- 1	1- 0	1- 0				
9- 3	0- 0	0- 0	NON-CONFERENCE	0- 3	2- 0	7- 0				
6- 1	0- 0	0- 0	HOME	0- 1	1- 0	5- 0				
1- 1	0- 0	0- 0	AWAY	0- 1	0- 0	1- 0				
2- 1	0- 0	0- 0	NEUTRAL	0- 1	1- 0	1- 0				
2- 8	0- 2	1- 1	CONFERENCE	1- 3	0- 2	0- 0				
2- 3	0- 0	1- 1	HOME	1- 1	0- 1	0- 0				
0- 5	0- 2	0- 0	AWAY	0- 2	0- 1	0- 0				
0- 0	0- 0	0- 0	NEUTRAL	0- 0	0- 0	0- 0				

RPI 1-25				RPI 26-50				RPI 51-100				RPI 101+ Team's RPI: 174			
RPI	S	Opponent	Score	RPI	S	Opponent	Score	RPI	S	Opponent	Score	RPI	S	Opponent	Score
11	A	Iowa	53 71	34	H	Indiana	68 75	60	N	Arkansas	68 69	115	N	Pittsburgh	57 42
18	A	Maryland	57 75	40	H	Purdue	76 69	64	H	Duke	53 60	132	A	Minnesota	56 74
								74	A	Green Bay	46 55	132	H	Minnesota	50 78
								82	A	Northwestern	46 72	134	H	IUPUI	65 64
								87	H	Nebraska	70 69	190	A	Milwaukee	68 57
								100	A	Penn St.	64 71	240	H	Marshall	67 49
								100	H	Penn St.	59 65	277	H	Winthrop	76 41
												293	N	Tennessee St.	58 53
												309	H	North Dakota St.	64 53
												337	H	Evansville	96 60
												345	H	Chicago St.	85 38
LAST 12 Division I GAMES:															
100	H	Penn St.	59 65	18	A	Maryland	57 75								
82	A	Northwestern	46 72	87	H	Nebraska	70 69								
132	H	Minnesota	50 78	40	H	Purdue	76 69								
34	H	Indiana	68 75	132	A	Minnesota	56 74								
11	A	Iowa	53 71	337	H	Evansville	96 60								
100	A	Penn St.	64 71	345	H	Chicago St.	85 38								

Non-Div I Games:

Wisconsin

■ Loss,
 ■ Non-Conf,
 ■ S Site,
 ■ H Home
 ■ A Away
 N Neutral

Average RPI Win: 298	WON-LOST	WINNING	LAST 10	STRENGTH OF	OPP. STRENGTH	TEAM	ADJ.	CONF.	ADJ CONF.
Average RPI Loss: 183	RECORD	PCT. RANK	GAMES	SCHEDULE	OF SCHEDULE	RPI	RPI	RPI	RPI
DIV. I ONLY	7- 11	232	0- 1	332	241	285	285	25	25
DIV. I NON-CONF.	5- 7	206	0- 0	317	273	255	255	25	25
TOTALS	RPI 1-25	RPI 26-50	W-L RECORDS	RPI 51-100	RPI 101-150	RPI 150+			
7- 11	0- 0	0- 2	OVERALL	0- 0	0- 2	7- 7			
5- 1	0- 0	0- 0	HOME	0- 0	0- 0	5- 1			
2- 10	0- 0	0- 2	AWAY	0- 0	0- 2	2- 6			
0- 0	0- 0	0- 0	NEUTRAL	0- 0	0- 0	0- 0			
5- 7	0- 0	0- 2	NON-CONFERENCE	0- 0	0- 1	5- 4			
3- 0	0- 0	0- 0	HOME	0- 0	0- 0	3- 0			
2- 7	0- 0	0- 2	AWAY	0- 0	0- 1	2- 4			
0- 0	0- 0	0- 0	NEUTRAL	0- 0	0- 0	0- 0			
2- 4	0- 0	0- 0	CONFERENCE	0- 0	0- 1	2- 3			
2- 1	0- 0	0- 0	HOME	0- 0	0- 0	2- 1			
0- 3	0- 0	0- 0	AWAY	0- 0	0- 1	0- 2			
0- 0	0- 0	0- 0	NEUTRAL	0- 0	0- 0	0- 0			

RPI S	Opponent	Score	RPI S	Opponent	Score	RPI S	Opponent	Score	RPI S	Opponent	Score	Team's RPI: 285
41	A Clemson	77 85	42	A Georgia Tech	40 81	126	A Chattanooga	82 89	139	A Appalachian St.	70 94	
						157	A Charlotte	63 85	170	H Mercer	79 81	
						188	A UNC Asheville	46 60	227	A Furman	50 63	
						242	H Gardner-Webb	59 53	248	A ETSU	79 92	
						265	A Ga. Southern	81 65	277	H Winthrop	70 53	
						295	H Col. of Charleston	78 58	323	H UNC Greensboro	93 66	
						329	A Presbyterian	50 61	334	H Western Caro.	91 65	
						346	A N.C. Central	59 66	348	A Longwood	101 72	
LAST 12 Division I GAMES:												
248	A ETSU	79 92	170	H Mercer	79 81	227	A Furman	50 63	346	A N.C. Central	59 66	
126	A Chattanooga	82 89	348	A Longwood	101 72	242	H Gardner-Webb	59 53	188	A UNC Asheville	46 60	
323	H UNC Greensboro	93 66										
334	H Western Caro.	91 65										
42	A Georgia Tech	40 81										
139	A Appalachian St.	70 94										

Non-Div I Games: Warren Wilson 107 30 Southern Wesleyan 110 47 Brevard 106 52

Wofford

Loss, Non-Conf, S Site, H Home A Away N Neutral

Average RPI Win:	225	WON-LOST	WINNING	LAST 10	STRENGTH OF	OPP. STRENGTH	TEAM	ADJ.	CONF.	ADJ CONF.
Average RPI Loss:	131	RECORD	PCT. RANK	GAMES	SCHEDULE	OF SCHEDULE	RPI	RPI	RPI	RPI
DIV. I ONLY	16- 5	42	1- 0	252	210	99	99	21	21	
DIV. I NON-CONF.	7- 4	109	0- 0	129	199	79	79	19	19	
TOTALS	RPI 1-25	RPI 26-50	W-L RECORDS	RPI 51-100	RPI 101-150	RPI 150+				
16- 5	0- 1	0- 0	OVERALL	2- 1	2- 1	12- 2				
6- 1	0- 0	0- 0	HOME	2- 1	0- 0	4- 0				
6- 4	0- 1	0- 0	AWAY	0- 0	1- 1	5- 2				
4- 0	0- 0	0- 0	NEUTRAL	0- 0	1- 0	3- 0				
7- 4	0- 1	0- 0	NON-CONFERENCE	1- 1	1- 0	5- 2				
1- 1	0- 0	0- 0	HOME	1- 1	0- 0	0- 0				
2- 3	0- 1	0- 0	AWAY	0- 0	0- 0	2- 2				
4- 0	0- 0	0- 0	NEUTRAL	0- 0	1- 0	3- 0				
9- 1	0- 0	0- 0	CONFERENCE	1- 0	1- 1	7- 0				
5- 0	0- 0	0- 0	HOME	1- 0	0- 0	4- 0				
4- 1	0- 0	0- 0	AWAY	0- 0	1- 1	3- 0				
0- 0	0- 0	0- 0	NEUTRAL	0- 0	0- 0	0- 0				

RPI 1-25				RPI 26-50				RPI 51-100				Team's RPI: 99		RPI 101+			
RPI	S	Opponent	Score	RPI	S	Opponent	Score	RPI	S	Opponent	Score			RPI	S	Opponent	Score
22	A	Michigan St.	68 84					71	H	Belmont	63 79			102	N	Drexel	71 63
								74	H	Green Bay	85 67			120	A	Youngstown St.	68 83
								89	H	Kent St.	61 55			134	A	IUPUI	78 75
														154	N	Marist	76 60
														157	A	Charlotte	85 88
														190	H	Milwaukee	61 57
														225	A	UNLV	68 52
														228	N	Stetson	57 44
														234	N	Hofstra	93 64
														269	A	Cleveland St.	70 65
														280	A	Northern Ky.	61 55
														286	A	CSU Bakersfield	74 76
														302	H	Oakland	69 58
														326	A	UIC	79 46
														326	H	UIC	72 47
														330	A	Manhattan	60 44
														335	H	Detroit Mercy	78 59
LAST 12 Division I GAMES:																	
302	H	Oakland	69 58	326	H	UIC	72 47										
269	A	Cleveland St.	70 65	335	H	Detroit Mercy	78 59										
120	A	Youngstown St.	68 83	326	A	UIC	79 46										
280	A	Northern Ky.	61 55	134	A	IUPUI	78 75										
190	H	Milwaukee	61 57	157	A	Charlotte	85 88										
74	H	Green Bay	85 67	330	A	Manhattan	60 44										

Non-Div I Games: Kentucky St. 83 53

Wright St.

■ Loss,
■ Non-Conf,
■ S Site,
■ H Home
■ A Away
N Neutral

Average RPI Win:	161	WON-LOST	WINNING	LAST 10	STRENGTH OF	OPP. STRENGTH	TEAM	ADJ.	CONF.	ADJ CONF.
Average RPI Loss:	81	RECORD	PCT. RANK	GAMES	SCHEDULE	OF SCHEDULE	RPI	RPI	RPI	RPI
DIV. I ONLY	10- 5	79	1- 0	48	130	46	46	14	14	
DIV. I NON-CONF.	5- 2	82	0- 0	39	45	24	24	13	13	
TOTALS	RPI 1-25	RPI 26-50	W-L RECORDS	RPI 51-100	RPI 101-150	RPI 150+				
10- 5	0- 0	1- 2	OVERALL	1- 2	3- 0	5- 1				
7- 1	0- 0	1- 1	HOME	1- 0	2- 0	3- 0				
2- 4	0- 0	0- 1	AWAY	0- 2	1- 0	1- 1				
1- 0	0- 0	0- 0	NEUTRAL	0- 0	0- 0	1- 0				
5- 2	0- 0	1- 1	NON-CONFERENCE	0- 1	2- 0	2- 0				
4- 0	0- 0	1- 0	HOME	0- 0	2- 0	1- 0				
0- 2	0- 0	0- 1	AWAY	0- 1	0- 0	0- 0				
1- 0	0- 0	0- 0	NEUTRAL	0- 0	0- 0	1- 0				
5- 3	0- 0	0- 1	CONFERENCE	1- 1	1- 0	3- 1				
3- 1	0- 0	0- 1	HOME	1- 0	0- 0	2- 0				
2- 2	0- 0	0- 0	AWAY	0- 1	1- 0	1- 1				
0- 0	0- 0	0- 0	NEUTRAL	0- 0	0- 0	0- 0				

RPI 1-25				RPI 26-50				Team's RPI: 46				RPI 51-100				RPI 101+				
RPI	S	Opponent	Score	RPI	S	Opponent	Score	RPI	S	Opponent	Score	RPI	S	Opponent	Score	RPI	S	Opponent	Score	
				30	H	South Dakota St.	77 70		57	A	Boise St.	64 72		105	H	Idaho	64 61			
				44	H	New Mexico	75 78		57	H	Boise St.	64 52		131	A	Fresno St.	63 56			
				47	A	Saint Mary's (CA)	84 90		75	A	Pacific	64 70		140	H	Montana St.	66 58			
														171	H	Denver	78 74			
														184	A	Utah St.	42 50			
														186	N	North Texas	53 49			
														225	H	UNLV	90 62			
														244	H	San Diego St.	87 45			
														316	A	San Jose St.	70 56			
LAST 12 Division I GAMES:																				
				316	A	San Jose St.	70 56		131	A	Fresno St.	63 56								
				44	H	New Mexico	75 78		57	H	Boise St.	64 52								
				184	A	Utah St.	42 50		30	H	South Dakota St.	77 70								
				244	H	San Diego St.	87 45		105	H	Idaho	64 61								
				225	H	UNLV	90 62		171	H	Denver	78 74								
				57	A	Boise St.	64 72		140	H	Montana St.	66 58								

Non-Div I Games: Chadron St. 80 33 UC-Colo. Springs 98 37

Wyoming

■ Loss,
 ■ Non-Conf,
 ■ S Site,
 ■ Home
 ■ A Away
 N Neutral

Average RPI Win:	218	WON-LOST	WINNING	LAST 10	STRENGTH OF	OPP. STRENGTH	TEAM	ADJ.	CONF.	ADJ CONF.
Average RPI Loss:	74	RECORD	PCT. RANK	GAMES	SCHEDULE	OF SCHEDULE	RPI	RPI	RPI	RPI
DIV. I ONLY	11- 10	159	1- 0	119	110	167	167	6	6	
DIV. I NON-CONF.	9- 2	43	0- 0	279	297	140	140	4	4	
TOTALS	RPI 1-25	RPI 26-50	W-L RECORDS	RPI 51-100	RPI 101-150	RPI 150+				
11- 10	0- 1	0- 3	OVERALL	0- 4	5- 2	6- 0				
9- 5	0- 1	0- 2	HOME	0- 0	3- 2	6- 0				
2- 5	0- 0	0- 1	AWAY	0- 4	2- 0	0- 0				
0- 0	0- 0	0- 0	NEUTRAL	0- 0	0- 0	0- 0				
9- 2	0- 0	0- 0	NON-CONFERENCE	0- 1	3- 1	6- 0				
8- 1	0- 0	0- 0	HOME	0- 0	2- 1	6- 0				
1- 1	0- 0	0- 0	AWAY	0- 1	1- 0	0- 0				
0- 0	0- 0	0- 0	NEUTRAL	0- 0	0- 0	0- 0				
2- 8	0- 1	0- 3	CONFERENCE	0- 3	2- 1	0- 0				
1- 4	0- 1	0- 2	HOME	0- 0	1- 1	0- 0				
1- 4	0- 0	0- 1	AWAY	0- 3	1- 0	0- 0				
0- 0	0- 0	0- 0	NEUTRAL	0- 0	0- 0	0- 0				

RPI 1-25				RPI 26-50				RPI 51-100				RPI 101+ Team's RPI: 167			
RPI	S	Opponent	Score	RPI	S	Opponent	Score	RPI	S	Opponent	Score	RPI	S	Opponent	Score
10	H	Marquette	44 90	36	H	DePaul	71 73	78	A	Cincinnati	61 79	103	A	Wake Forest	62 50
				37	H	Butler	41 63	90	A	Providence	58 71	118	A	Seton Hall	80 76
				39	A	Villanova	71 75	94	A	Creighton	62 66	118	H	Seton Hall	63 62
								98	A	Georgetown	61 68	127	H	St. John's (NY)	57 76
												132	H	Minnesota	53 78
												141	H	Tennessee Tech	70 60
												145	H	North Ala.	94 81
												217	H	Bowling Green	65 49
												243	H	Alabama St.	87 58
												307	H	Fairfield	48 35
												313	H	New Orleans	61 45
												345	H	Chicago St.	91 57
												347	H	Delaware St.	80 59
LAST 12 Division I GAMES:															
10	H	Marquette	44 90	118	A	Seton Hall	80 76								
90	A	Providence	58 71	36	H	DePaul	71 73								
94	A	Creighton	62 66	39	A	Villanova	71 75								
37	H	Butler	41 63	98	A	Georgetown	61 68								
118	H	Seton Hall	63 62	313	H	New Orleans	61 45								
127	H	St. John's (NY)	57 76	243	H	Alabama St.	87 58								

Non-Div I Games:

Xavier

■ Loss,
■ Non-Conf,
■ S Site,
■ H Home
■ A Away
N Neutral

Average RPI Win:	233	WON-LOST	WINNING	LAST 10	STRENGTH OF	OPP. STRENGTH	TEAM	ADJ.	CONF.	ADJ CONF.
Average RPI Loss:	116	RECORD	PCT. RANK	GAMES	SCHEDULE	OF SCHEDULE	RPI	RPI	RPI	RPI
DIV. I ONLY	12- 6	79	1- 0	188	247	95	95	11	11	
DIV. I NON-CONF.	10- 5	91	1- 0	190	301	86	86	10	10	
TOTALS	RPI 1-25	RPI 26-50	W-L RECORDS	RPI 51-100	RPI 101-150	RPI 150+				
12- 6	0- 0	0- 0	OVERALL	1- 3	1- 2	10- 1				
5- 0	0- 0	0- 0	HOME	1- 0	0- 0	4- 0				
4- 6	0- 0	0- 0	AWAY	0- 3	1- 2	3- 1				
3- 0	0- 0	0- 0	NEUTRAL	0- 0	0- 0	3- 0				
10- 5	0- 0	0- 0	NON-CONFERENCE	0- 3	1- 2	9- 0				
3- 0	0- 0	0- 0	HOME	0- 0	0- 0	3- 0				
4- 5	0- 0	0- 0	AWAY	0- 3	1- 2	3- 0				
3- 0	0- 0	0- 0	NEUTRAL	0- 0	0- 0	3- 0				
2- 1	0- 0	0- 0	CONFERENCE	1- 0	0- 0	1- 1				
2- 0	0- 0	0- 0	HOME	1- 0	0- 0	1- 0				
0- 1	0- 0	0- 0	AWAY	0- 0	0- 0	0- 1				
0- 0	0- 0	0- 0	NEUTRAL	0- 0	0- 0	0- 0				

RPI 1-25				RPI 26-50				RPI 51-100				Team's RPI: 95				RPI 101+			
RPI	S	Opponent	Score	RPI	S	Opponent	Score	RPI	S	Opponent	Score	RPI	S	Opponent	Score	RPI	S	Opponent	Score
								62	H	Harvard	65 62	108	A	Northern Ill.	80 89				
								68	A	SFA	57 67	120	A	Youngstown St.	58 56				
								78	A	Cincinnati	52 66	127	A	St. John's (NY)	52 56				
								90	A	Providence	42 59	194	N	Saint Louis	58 52				
												214	H	Colgate	80 61				
												221	N	Niagara	67 64				
												223	A	Brown	71 86				
												223	H	Brown	84 72				
												258	N	N.C. A&T	59 49				
												273	A	Vermont	58 55				
												290	A	Army West Point	62 51				
												303	H	Central Conn. St.	58 46				
												311	H	Saint Peter's	72 56				
												325	A	Wagner	74 41				
LAST 12 Division I GAMES:																			
221	N	Niagara	67 64	258	N	N.C. A&T	59 49												
62	H	Harvard	65 62	68	A	SFA	57 67												
223	H	Brown	84 72	290	A	Army West Point	62 51												
223	A	Brown	71 86	273	A	Vermont	58 55												
194	N	Saint Louis	58 52	127	A	St. John's (NY)	52 56												
303	H	Central Conn. St.	58 46	311	H	Saint Peter's	72 56												

Non-Div I Games:

Yale

Average RPI Win:	233	WON-LOST	WINNING	LAST 10	STRENGTH OF	OPP. STRENGTH	TEAM	ADJ.	CONF.	ADJ CONF.
Average RPI Loss:	99	RECORD	PCT. RANK	GAMES	SCHEDULE	OF SCHEDULE	RPI	RPI	RPI	RPI
DIV. I ONLY	14- 5	55	1- 0	249	207	120	120	21	21	
DIV. I NON-CONF.	6- 3	91	0- 0	90	222	70	70	19	19	
TOTALS	RPI 1-25	RPI 26-50	W-L RECORDS	RPI 51-100	RPI 101-150	RPI 150+				
14- 5	0- 0	0- 1	OVERALL	1- 3	3- 0	10- 1				
10- 1	0- 0	0- 0	HOME	1- 1	2- 0	7- 0				
4- 4	0- 0	0- 1	AWAY	0- 2	1- 0	3- 1				
0- 0	0- 0	0- 0	NEUTRAL	0- 0	0- 0	0- 0				
6- 3	0- 0	0- 1	NON-CONFERENCE	0- 2	2- 0	4- 0				
4- 1	0- 0	0- 0	HOME	0- 1	1- 0	3- 0				
2- 2	0- 0	0- 1	AWAY	0- 1	1- 0	1- 0				
0- 0	0- 0	0- 0	NEUTRAL	0- 0	0- 0	0- 0				
8- 2	0- 0	0- 0	CONFERENCE	1- 1	1- 0	6- 1				
6- 0	0- 0	0- 0	HOME	1- 0	1- 0	4- 0				
2- 2	0- 0	0- 0	AWAY	0- 1	0- 0	2- 1				
0- 0	0- 0	0- 0	NEUTRAL	0- 0	0- 0	0- 0				

RPI S	Opponent	Score	RPI S	Opponent	Score	RPI S	Opponent	Score	RPI S	Opponent	Score	Team's RPI: 120
49	A Bucknell	68 73	74	A Green Bay	42 60	115	A Pittsburgh	64 55				
			89	A Kent St.	34 62	134	H IUPUI	70 52				
			95	H Yale	56 58	150	H Akron	72 61				
			99	H Wright St.	83 68	190	A Milwaukee	68 71				
						210	H Loyola Chicago	74 63				
						226	H Robert Morris	69 59				
						239	H Saint Francis (PA)	80 56				
						269	H Cleveland St.	73 55				
						276	A Canisius	62 36				
						280	H Northern Ky.	77 66				
						302	A Oakland	69 55				
						302	H Oakland	76 61				
						326	H UIC	81 29				
						335	A Detroit Mercy	85 59				
LAST 12 Division I GAMES:												
280	H Northern Ky.	77 66	302	H Oakland	76 61							
99	H Wright St.	83 68	269	H Cleveland St.	73 55							
74	A Green Bay	42 60	302	A Oakland	69 55							
190	A Milwaukee	68 71	335	A Detroit Mercy	85 59							
134	H IUPUI	70 52	49	A Bucknell	68 73							
326	H UIC	81 29	239	H Saint Francis (PA)	80 56							

Non-Div I Games: Thiel 76 53 Carlow 90 31

Youngstown St.

Loss, Non-Conf, S Site, H Home A Away N Neutral