

Average RPI Win: **307**  
 Average RPI Loss: **179**

WON-LOST  
RECORD

WINNING  
PCT. RANK

LAST 10  
GAMES

STRENGTH OF  
SCHEDULE

OPP. STRENGTH  
OF SCHEDULE

TEAM  
RPI

ADJ.  
RPI

CONF.  
RPI

ADJ CONF.  
RPI

|                  |          |           |                |            |             |          |     |    |    |
|------------------|----------|-----------|----------------|------------|-------------|----------|-----|----|----|
| DIV. I ONLY      | 8- 8     | 165       | 5- 4           | 322        | 344         | 262      | 262 | 25 | 25 |
| DIV. I NON-CONF. | 3- 4     | 209       | 0- 1           | 239        | 349         | 249      | 249 | 25 | 25 |
| <hr/>            |          |           |                |            |             |          |     |    |    |
| TOTALS           | RPI 1-25 | RPI 26-50 | W-L RECORDS    | RPI 51-100 | RPI 101-999 | RPI 201+ |     |    |    |
| 8- 8             | 0- 0     | 0- 0      | OVERALL        | 0- 1       | 8- 7        | 8- 3     |     |    |    |
| 4- 3             | 0- 0     | 0- 0      | HOME           | 0- 1       | 4- 2        | 4- 0     |     |    |    |
| 2- 5             | 0- 0     | 0- 0      | AWAY           | 0- 0       | 2- 1        | 2- 0     |     |    |    |
| 2- 0             | 0- 0     | 0- 0      | NEUTRAL        | 0- 0       | 2- 0        | 2- 0     |     |    |    |
| 3- 4             | 0- 0     | 0- 0      | NON-CONFERENCE | 0- 0       | 3- 4        | 3- 2     |     |    |    |
| 1- 1             | 0- 0     | 0- 0      | HOME           | 0- 0       | 1- 1        | 1- 0     |     |    |    |
| 0- 3             | 0- 0     | 0- 0      | AWAY           | 0- 0       | 0- 3        | 0- 2     |     |    |    |
| 2- 0             | 0- 0     | 0- 0      | NEUTRAL        | 0- 0       | 2- 0        | 2- 0     |     |    |    |
| 5- 4             | 0- 0     | 0- 0      | CONFERENCE     | 0- 1       | 5- 3        | 5- 1     |     |    |    |
| 3- 2             | 0- 0     | 0- 0      | HOME           | 0- 1       | 3- 1        | 3- 0     |     |    |    |
| 2- 2             | 0- 0     | 0- 0      | AWAY           | 0- 0       | 2- 2        | 2- 1     |     |    |    |
| 0- 0             | 0- 0     | 0- 0      | NEUTRAL        | 0- 0       | 0- 0        | 0- 0     |     |    |    |

| RPI 1-25                  |   |          |       | RPI 26-50 |   |                   |       | RPI 51-100 |   |                  |       | RPI 101+ |   |                   |       | Team's RPI: 262 |
|---------------------------|---|----------|-------|-----------|---|-------------------|-------|------------|---|------------------|-------|----------|---|-------------------|-------|-----------------|
| RPI                       | S | Opponent | Score | RPI       | S | Opponent          | Score | RPI        | S | Opponent         | Score | RPI      | S | Opponent          | Score |                 |
|                           |   |          |       |           |   |                   |       | 97         | H | Central Ark.     | 50 58 | 109      | H | Rice              | 56 67 |                 |
|                           |   |          |       |           |   |                   |       |            |   |                  |       | 115      | A | UTEP              | 49 69 |                 |
|                           |   |          |       |           |   |                   |       |            |   |                  |       | 126      | H | Lamar University  | 31 70 |                 |
|                           |   |          |       |           |   |                   |       |            |   |                  |       | 199      | A | New Orleans       | 49 66 |                 |
|                           |   |          |       |           |   |                   |       |            |   |                  |       | 218      | A | Abilene Christian | 59 61 |                 |
|                           |   |          |       |           |   |                   |       |            |   |                  |       | 248      | A | New Mexico St.    | 61 70 |                 |
|                           |   |          |       |           |   |                   |       |            |   |                  |       | 268      | H | Nicholls St.      | 76 55 |                 |
|                           |   |          |       |           |   |                   |       |            |   |                  |       | 282      | N | Prairie View      | 72 62 |                 |
|                           |   |          |       |           |   |                   |       |            |   |                  |       | 295      | H | Southeastern La.  | 56 52 |                 |
|                           |   |          |       |           |   |                   |       |            |   |                  |       | 304      | A | Northwestern St.  | 62 56 |                 |
|                           |   |          |       |           |   |                   |       |            |   |                  |       | 317      | A | UTRGV             | 53 56 |                 |
|                           |   |          |       |           |   |                   |       |            |   |                  |       | 317      | H | UTRGV             | 71 41 |                 |
|                           |   |          |       |           |   |                   |       |            |   |                  |       | 324      | H | Houston Baptist   | 50 49 |                 |
|                           |   |          |       |           |   |                   |       |            |   |                  |       | 327      | A | Sam Houston St.   | 67 57 |                 |
|                           |   |          |       |           |   |                   |       |            |   |                  |       | 337      | N | Florida A&M       | 58 55 |                 |
| <hr/>                     |   |          |       |           |   |                   |       |            |   |                  |       |          |   |                   |       |                 |
| LAST 12 Division I GAMES: |   |          |       |           |   |                   |       |            |   |                  |       |          |   |                   |       |                 |
|                           |   |          |       | 295       | H | Southeastern La.  | 56 52 | 304        | A | Northwestern St. | 62 56 |          |   |                   |       |                 |
|                           |   |          |       | 324       | H | Houston Baptist   | 50 49 | 126        | H | Lamar University | 31 70 |          |   |                   |       |                 |
|                           |   |          |       | 218       | A | Abilene Christian | 59 61 | 97         | H | Central Ark.     | 50 58 |          |   |                   |       |                 |
|                           |   |          |       | 268       | H | Nicholls St.      | 76 55 | 109        | H | Rice             | 56 67 |          |   |                   |       |                 |
|                           |   |          |       | 199       | A | New Orleans       | 49 66 | 317        | H | UTRGV            | 71 41 |          |   |                   |       |                 |
|                           |   |          |       | 327       | A | Sam Houston St.   | 67 57 | 337        | N | Florida A&M      | 58 55 |          |   |                   |       |                 |

Non-Div I Games: Tex. A&M Int'l 53 34 St. Thomas Houston 72 42 McMurry 62 43 Texas Lutheran 87 56  
 A&M-Corpus Christi

Loss, Non-Conf, S Site, H Home A Away N Neutral



|                   |     |          |           |         |             |               |      |      |       |           |
|-------------------|-----|----------|-----------|---------|-------------|---------------|------|------|-------|-----------|
| Average RPI Win:  | 273 | WON-LOST | WINNING   | LAST 10 | STRENGTH OF | OPP. STRENGTH | TEAM | ADJ. | CONF. | ADJ CONF. |
| Average RPI Loss: | 127 | RECORD   | PCT. RANK | GAMES   | SCHEDULE    | OF SCHEDULE   | RPI  | RPI  | RPI   | RPI       |

|                  |          |           |                |            |             |          |     |    |    |
|------------------|----------|-----------|----------------|------------|-------------|----------|-----|----|----|
| DIV. I ONLY      | 9- 7     | 140       | 7- 3           | 280        | 284         | 218      | 218 | 25 | 25 |
| DIV. I NON-CONF. | 2- 4     | 239       | 1- 1           | 195        | 144         | 249      | 249 | 25 | 25 |
| TOTALS           | RPI 1-25 | RPI 26-50 | W-L RECORDS    | RPI 51-100 | RPI 101-999 | RPI 201+ |     |    |    |
| 9- 7             | 0- 0     | 0- 1      | OVERALL        | 0- 2       | 9- 4        | 7- 1     |     |    |    |
| 7- 1             | 0- 0     | 0- 1      | HOME           | 0- 0       | 7- 0        | 5- 0     |     |    |    |
| 1- 5             | 0- 0     | 0- 0      | AWAY           | 0- 2       | 1- 3        | 1- 1     |     |    |    |
| 1- 1             | 0- 0     | 0- 0      | NEUTRAL        | 0- 0       | 1- 1        | 1- 0     |     |    |    |
| 2- 4             | 0- 0     | 0- 1      | NON-CONFERENCE | 0- 1       | 2- 2        | 1- 1     |     |    |    |
| 1- 1             | 0- 0     | 0- 1      | HOME           | 0- 0       | 1- 0        | 0- 0     |     |    |    |
| 0- 2             | 0- 0     | 0- 0      | AWAY           | 0- 1       | 0- 1        | 0- 1     |     |    |    |
| 1- 1             | 0- 0     | 0- 0      | NEUTRAL        | 0- 0       | 1- 1        | 1- 0     |     |    |    |
| 7- 3             | 0- 0     | 0- 0      | CONFERENCE     | 0- 1       | 7- 2        | 6- 0     |     |    |    |
| 6- 0             | 0- 0     | 0- 0      | HOME           | 0- 0       | 6- 0        | 5- 0     |     |    |    |
| 1- 3             | 0- 0     | 0- 0      | AWAY           | 0- 1       | 1- 2        | 1- 0     |     |    |    |
| 0- 0             | 0- 0     | 0- 0      | NEUTRAL        | 0- 0       | 0- 0        | 0- 0     |     |    |    |

| RPI 1-25                  | RPI 26-50                      | RPI 51-100                   | RPI 101+                       | Team's RPI: 218 |
|---------------------------|--------------------------------|------------------------------|--------------------------------|-----------------|
| RPI S Opponent Score      | RPI S Opponent Score           | RPI S Opponent Score         | RPI S Opponent Score           |                 |
|                           | 42 H FGCU 55 94                | 97 A Central Ark. 45 63      | 123 A SFA 55 66                |                 |
|                           |                                | 100 A Arkansas 65 79         | 126 A Lamar University 71 77   |                 |
|                           |                                |                              | 146 H Idaho 82 72              |                 |
|                           |                                |                              | 185 N Radford 65 71            |                 |
|                           |                                |                              | 199 H New Orleans 80 70        |                 |
|                           |                                |                              | 215 A SMU 44 65                |                 |
|                           |                                |                              | 262 H A&M-Corpus Christi 61 59 |                 |
|                           |                                |                              | 286 A McNeese 80 75            |                 |
|                           |                                |                              | 295 H Southeastern La. 86 80   |                 |
|                           |                                |                              | 304 H Northwestern St. 80 41   |                 |
|                           |                                |                              | 318 N Old Dominion 74 60       |                 |
|                           |                                |                              | 324 H Houston Baptist 80 68    |                 |
|                           |                                |                              | 327 H Sam Houston St. 83 65    |                 |
| LAST 12 Division I GAMES: |                                |                              |                                |                 |
|                           | 126 A Lamar University 71 77   | 295 H Southeastern La. 86 80 |                                |                 |
|                           | 262 H A&M-Corpus Christi 61 59 | 286 A McNeese 80 75          |                                |                 |
|                           | 97 A Central Ark. 45 63        | 327 H Sam Houston St. 83 65  |                                |                 |
|                           | 123 A SFA 55 66                | 199 H New Orleans 80 70      |                                |                 |
|                           | 304 H Northwestern St. 80 41   | 318 N Old Dominion 74 60     |                                |                 |
|                           | 324 H Houston Baptist 80 68    | 185 N Radford 65 71          |                                |                 |

Non-Div I Games: Schreiner 97 48 Southwest (NM) 91 47 Howard Payne 88 46 Midwestern St. 88 67 Abilene Christian



|                   |          |           |                |            |             |               |      |      |       |           |
|-------------------|----------|-----------|----------------|------------|-------------|---------------|------|------|-------|-----------|
| Average RPI Win:  | 289      | WON-LOST  | WINNING        | LAST 10    | STRENGTH OF | OPP. STRENGTH | TEAM | ADJ. | CONF. | ADJ CONF. |
| Average RPI Loss: | 163      | RECORD    | PCT. RANK      | GAMES      | SCHEDULE    | OF SCHEDULE   | RPI  | RPI  | RPI   | RPI       |
| DIV. I ONLY       | 1- 18    | 343       | 1- 9           | 128        | 213         | 320           | 320  | 16   | 16    |           |
| DIV. I NON-CONF.  | 0- 10    | 337       | 0- 3           | 92         | 273         | 310           | 310  | 15   | 15    |           |
| -----             |          |           |                |            |             |               |      |      |       |           |
| TOTALS            | RPI 1-25 | RPI 26-50 | W-L RECORDS    | RPI 51-100 | RPI 101-999 | RPI 201+      |      |      |       |           |
| 1- 18             | 0- 1     | 0- 0      | OVERALL        | 0- 2       | 1- 15       | 1- 4          |      |      |       |           |
| 1- 9              | 0- 1     | 0- 0      | HOME           | 0- 1       | 1- 7        | 1- 2          |      |      |       |           |
| 0- 9              | 0- 0     | 0- 0      | AWAY           | 0- 1       | 0- 8        | 0- 2          |      |      |       |           |
| 0- 0              | 0- 0     | 0- 0      | NEUTRAL        | 0- 0       | 0- 0        | 0- 0          |      |      |       |           |
| 0- 10             | 0- 1     | 0- 0      | NON-CONFERENCE | 0- 1       | 0- 8        | 0- 3          |      |      |       |           |
| 0- 5              | 0- 1     | 0- 0      | HOME           | 0- 0       | 0- 4        | 0- 1          |      |      |       |           |
| 0- 5              | 0- 0     | 0- 0      | AWAY           | 0- 1       | 0- 4        | 0- 2          |      |      |       |           |
| 0- 0              | 0- 0     | 0- 0      | NEUTRAL        | 0- 0       | 0- 0        | 0- 0          |      |      |       |           |
| 1- 8              | 0- 0     | 0- 0      | CONFERENCE     | 0- 1       | 1- 7        | 1- 1          |      |      |       |           |
| 1- 4              | 0- 0     | 0- 0      | HOME           | 0- 1       | 1- 3        | 1- 1          |      |      |       |           |
| 0- 4              | 0- 0     | 0- 0      | AWAY           | 0- 0       | 0- 4        | 0- 0          |      |      |       |           |
| 0- 0              | 0- 0     | 0- 0      | NEUTRAL        | 0- 0       | 0- 0        | 0- 0          |      |      |       |           |

| RPI 1-25                  |   |              |       | RPI 26-50 |   |            |       | RPI 51-100 |   |            |       | RPI 101+ Team's RPI: 320 |   |                 |       |
|---------------------------|---|--------------|-------|-----------|---|------------|-------|------------|---|------------|-------|--------------------------|---|-----------------|-------|
| RPI                       | S | Opponent     | Score | RPI       | S | Opponent   | Score | RPI        | S | Opponent   | Score | RPI                      | S | Opponent        | Score |
| 4                         | H | Louisville   | 50 62 |           |   |            |       | 75         | H | New Mexico | 59 88 | 104                      | A | UNLV            | 57 69 |
|                           |   |              |       |           |   |            |       | 83         | A | Navy       | 64 71 | 121                      | H | Colorado St.    | 39 40 |
|                           |   |              |       |           |   |            |       |            |   |            |       | 127                      | H | Colorado        | 43 68 |
|                           |   |              |       |           |   |            |       |            |   |            |       | 133                      | A | Weber St.       | 52 62 |
|                           |   |              |       |           |   |            |       |            |   |            |       | 150                      | A | SIUE            | 40 76 |
|                           |   |              |       |           |   |            |       |            |   |            |       | 171                      | A | Nevada          | 60 70 |
|                           |   |              |       |           |   |            |       |            |   |            |       | 173                      | A | Fresno St.      | 48 64 |
|                           |   |              |       |           |   |            |       |            |   |            |       | 173                      | H | Fresno St.      | 58 64 |
|                           |   |              |       |           |   |            |       |            |   |            |       | 188                      | H | Army West Point | 59 65 |
|                           |   |              |       |           |   |            |       |            |   |            |       | 192                      | H | Denver          | 54 75 |
|                           |   |              |       |           |   |            |       |            |   |            |       | 196                      | A | Boise St.       | 46 49 |
|                           |   |              |       |           |   |            |       |            |   |            |       | 203                      | H | Eastern Wash.   | 63 65 |
|                           |   |              |       |           |   |            |       |            |   |            |       | 252                      | H | San Jose St.    | 74 75 |
|                           |   |              |       |           |   |            |       |            |   |            |       | 287                      | A | FIU             | 69 70 |
|                           |   |              |       |           |   |            |       |            |   |            |       | 289                      | H | Utah St.        | 57 50 |
|                           |   |              |       |           |   |            |       |            |   |            |       | 301                      | A | Utah Valley     | 56 59 |
| -----                     |   |              |       |           |   |            |       |            |   |            |       |                          |   |                 |       |
| LAST 12 Division I GAMES: |   |              |       |           |   |            |       |            |   |            |       |                          |   |                 |       |
| 173                       | A | Fresno St.   | 48 64 | 171       | A | Nevada     | 60 70 |            |   |            |       |                          |   |                 |       |
| 196                       | A | Boise St.    | 46 49 | 173       | H | Fresno St. | 58 64 |            |   |            |       |                          |   |                 |       |
| 289                       | H | Utah St.     | 57 50 | 75        | H | New Mexico | 59 88 |            |   |            |       |                          |   |                 |       |
| 121                       | H | Colorado St. | 39 40 | 4         | H | Louisville | 50 62 |            |   |            |       |                          |   |                 |       |
| 252                       | H | San Jose St. | 74 75 | 127       | H | Colorado   | 43 68 |            |   |            |       |                          |   |                 |       |
| 104                       | A | UNLV         | 57 69 | 133       | A | Weber St.  | 52 62 |            |   |            |       |                          |   |                 |       |

Non-Div I Games: Colo. Christian 66 68

Air Force

Loss, 
Non-Conf, 
S Site, 
H Home
A Away 
N Neutral



Average RPI Win: 239

Average RPI Loss: 68

WON-LOST  
RECORDWINNING  
PCT. RANKLAST 10  
GAMESSTRENGTH OF  
SCHEDULEOPP. STRENGTH  
OF SCHEDULETEAM  
RPIADJ.  
RPICONF.  
RPIADJ CONF.  
RPIDIV. I ONLY  
DIV. I NON-CONF.6- 14  
5- 5275  
1701- 9  
1- 141  
136105  
214214  
197214  
1977  
87  
8

TOTALS

RPI 1-25

RPI 26-50

W-L RECORDS

RPI 51-100

RPI 101-999

RPI 201+

6- 14

0- 2

0- 4

OVERALL

0- 4

6- 4

4- 0

5- 7

0- 2

0- 3

HOME

0- 0

5- 2

4- 0

0- 6

0- 0

0- 1

AWAY

0- 3

0- 2

0- 0

1- 1

0- 0

0- 0

NEUTRAL

0- 1

1- 0

0- 0

5- 5

0- 1

0- 1

NON-CONFERENCE

0- 2

5- 1

4- 0

4- 2

0- 1

0- 1

HOME

0- 0

4- 0

4- 0

0- 2

0- 0

0- 0

AWAY

0- 1

0- 1

0- 0

1- 1

0- 0

0- 0

NEUTRAL

0- 1

1- 0

0- 0

1- 9

0- 1

0- 3

CONFERENCE

0- 2

1- 3

0- 0

1- 5

0- 1

0- 2

HOME

0- 0

1- 2

0- 0

0- 4

0- 0

0- 1

AWAY

0- 2

0- 1

0- 0

0- 0

0- 0

0- 0

NEUTRAL

0- 0

0- 0

0- 0

RPI 1-25

RPI 26-50

RPI 51-100

RPI 101+

Team's RPI: 214

| RPI | S | Opponent | Score |
|-----|---|----------|-------|
| 20  | H | Maryland | 54 75 |
| 24  | H | Buffalo  | 66 89 |

| RPI | S | Opponent      | Score |
|-----|---|---------------|-------|
| 30  | H | Central Mich. | 86 95 |
| 34  | A | Ball St.      | 65 97 |
| 34  | H | Ball St.      | 61 74 |
| 42  | H | FGCU          | 63 82 |

| RPI | S | Opponent | Score |
|-----|---|----------|-------|
| 53  | A | Duquesne | 60 66 |
| 58  | A | Tol edo  | 54 60 |
| 70  | N | Harvard  | 63 76 |
| 81  | A | Ohio     | 67 70 |

| RPI | S | Opponent         | Score |
|-----|---|------------------|-------|
| 103 | A | Mi ami (OH)      | 67 75 |
| 111 | H | Western Mi ch.   | 51 59 |
| 125 | H | Kent St.         | 75 60 |
| 141 | A | Bucknel I        | 52 63 |
| 150 | N | SIUE             | 59 58 |
| 156 | H | Bowling Green    | 64 66 |
| 229 | H | Youngstown St.   | 75 58 |
| 291 | H | Eastern Ky.      | 62 45 |
| 295 | H | Southeastern La. | 66 54 |
| 342 | H | Winthrop         | 69 43 |

LAST 12 Division I GAMES:

|     |   |                |       |     |   |          |       |
|-----|---|----------------|-------|-----|---|----------|-------|
| 34  | A | Ball St.       | 65 97 | 34  | H | Ball St. | 61 74 |
| 125 | H | Kent St.       | 75 60 | 81  | A | Ohio     | 67 70 |
| 111 | H | Western Mi ch. | 51 59 | 58  | A | Tol edo  | 54 60 |
| 30  | H | Central Mich.  | 86 95 | 24  | H | Buffalo  | 66 89 |
| 103 | A | Mi ami (OH)    | 67 75 | 70  | N | Harvard  | 63 76 |
| 156 | H | Bowling Green  | 64 66 | 150 | N | SIUE     | 59 58 |

Non-Div I Games: Ohio Christian 93 33

Akron

Loss, 
 Non-Conf, S Site, 
 H Home
A Away 
 N Neutral



| Average RPI      | Win:     | 194   | WON-LOST  | WINNING   | LAST 10        | STRENGTH OF | OPP. STRENGTH | TEAM        | ADJ. | CONF.    | ADJ CONF. |
|------------------|----------|-------|-----------|-----------|----------------|-------------|---------------|-------------|------|----------|-----------|
| Average RPI      | Loss:    | 47    | RECORD    | PCT. RANK | GAMES          | SCHEDULE    | OF SCHEDULE   | RPI         | RPI  | RPI      | RPI       |
| DIV. I ONLY      |          | 14- 8 | 95        | 5- 5      | 100            | 81          | 85            | 85          | 2    | 2        |           |
| DIV. I NON-CONF. |          | 10- 3 | 51        | 3- 0      | 197            | 264         | 90            | 90          | 2    | 2        |           |
| -----            |          |       |           |           |                |             |               |             |      |          |           |
| TOTALS           | RPI 1-25 |       | RPI 26-50 |           | W-L RECORDS    | RPI 51-100  |               | RPI 101-999 |      | RPI 201+ |           |
| 14- 8            | 0- 4     |       | 1- 0      |           | OVERALL        | 2- 3        |               | 11- 1       |      | 7- 0     |           |
| 10- 2            | 0- 2     |       | 1- 0      |           | HOME           | 1- 0        |               | 8- 0        |      | 5- 0     |           |
| 4- 4             | 0- 1     |       | 0- 0      |           | AWAY           | 1- 2        |               | 3- 1        |      | 2- 0     |           |
| 0- 2             | 0- 1     |       | 0- 0      |           | NEUTRAL        | 0- 1        |               | 0- 0        |      | 0- 0     |           |
| 10- 3            | 0- 1     |       | 0- 0      |           | NON-CONFERENCE | 1- 2        |               | 9- 0        |      | 7- 0     |           |
| 8- 0             | 0- 0     |       | 0- 0      |           | HOME           | 1- 0        |               | 7- 0        |      | 5- 0     |           |
| 2- 1             | 0- 0     |       | 0- 0      |           | AWAY           | 0- 1        |               | 2- 0        |      | 2- 0     |           |
| 0- 2             | 0- 1     |       | 0- 0      |           | NEUTRAL        | 0- 1        |               | 0- 0        |      | 0- 0     |           |
| 4- 5             | 0- 3     |       | 1- 0      |           | CONFERENCE     | 1- 1        |               | 2- 1        |      | 0- 0     |           |
| 2- 2             | 0- 2     |       | 1- 0      |           | HOME           | 0- 0        |               | 1- 0        |      | 0- 0     |           |
| 2- 3             | 0- 1     |       | 0- 0      |           | AWAY           | 1- 1        |               | 1- 1        |      | 0- 0     |           |
| 0- 0             | 0- 0     |       | 0- 0      |           | NEUTRAL        | 0- 0        |               | 0- 0        |      | 0- 0     |           |

| RPI                       | S | Opponent        | Score | RPI | S | Opponent     | Score | RPI | S | Opponent | Score | RPI | S | Opponent     | Score |
|---------------------------|---|-----------------|-------|-----|---|--------------|-------|-----|---|----------|-------|-----|---|--------------|-------|
| 3                         | A | Mississippi St. | 61 75 | 27  | H | LSU          | 65 51 | 57  | A | TCU      | 67 88 | 105 | A | Auburn       | 60 69 |
| 12                        | H | Texas A&M       | 54 73 |     |   |              |       | 73  | N | Elon     | 55 60 | 108 | H | Jacksonville | 75 60 |
| 13                        | N | NC State        | 49 68 |     |   |              |       | 87  | H | Utah     | 65 60 | 118 | H | Vanderbilt   | 77 75 |
| 15                        | H | Missouri        | 56 62 |     |   |              |       | 98  | A | Kentucky | 54 79 | 128 | H | Missouri St. | 65 61 |
|                           |   |                 |       |     |   |              |       | 100 | A | Arkansas | 83 76 | 172 | A | Florida      | 63 54 |
|                           |   |                 |       |     |   |              |       |     |   |          |       | 215 | H | SMU          | 59 44 |
|                           |   |                 |       |     |   |              |       |     |   |          |       | 251 | A | Lipscomb     | 73 51 |
|                           |   |                 |       |     |   |              |       |     |   |          |       | 254 | H | Grambling    | 73 49 |
|                           |   |                 |       |     |   |              |       |     |   |          |       | 296 | H | Alabama A&M  | 90 32 |
|                           |   |                 |       |     |   |              |       |     |   |          |       | 299 | H | Murray St.   | 68 47 |
|                           |   |                 |       |     |   |              |       |     |   |          |       | 321 | A | Ga. Southern | 84 36 |
|                           |   |                 |       |     |   |              |       |     |   |          |       | 337 | H | Florida A&M  | 91 55 |
| -----                     |   |                 |       |     |   |              |       |     |   |          |       |     |   |              |       |
| LAST 12 Division I GAMES: |   |                 |       |     |   |              |       |     |   |          |       |     |   |              |       |
| 105                       | A | Auburn          | 60 69 | 100 | A | Arkansas     | 83 76 |     |   |          |       |     |   |              |       |
| 98                        | A | Kentucky        | 54 79 | 172 | A | Florida      | 63 54 |     |   |          |       |     |   |              |       |
| 118                       | H | Vanderbilt      | 77 75 | 15  | H | Missouri     | 56 62 |     |   |          |       |     |   |              |       |
| 12                        | H | Texas A&M       | 54 73 | 337 | H | Florida A&M  | 91 55 |     |   |          |       |     |   |              |       |
| 3                         | A | Mississippi St. | 61 75 | 299 | H | Murray St.   | 68 47 |     |   |          |       |     |   |              |       |
| 27                        | H | LSU             | 65 51 | 128 | H | Missouri St. | 65 61 |     |   |          |       |     |   |              |       |

Non-Div I Games:

Alabama

Loss, 
Non-Conf, S Site, 
H Home
A Away 
N Neutral



|                   |          |           |                |            |             |               |      |      |       |           |
|-------------------|----------|-----------|----------------|------------|-------------|---------------|------|------|-------|-----------|
| Average RPI Win:  | 320      | WON-LOST  | WINNING        | LAST 10    | STRENGTH OF | OPP. STRENGTH | TEAM | ADJ. | CONF. | ADJ CONF. |
| Average RPI Loss: | 209      | RECORD    | PCT. RANK      | GAMES      | SCHEDULE    | OF SCHEDULE   | RPI  | RPI  | RPI   | RPI       |
| DIV. I ONLY       | 8- 12    | 231       | 3- 7           | 342        | 345         | 296           | 296  | 32   | 32    |           |
| DIV. I NON-CONF.  | 5- 6     | 187       | 1- 2           | 307        | 337         | 246           | 246  | 32   | 32    |           |
| -----             |          |           |                |            |             |               |      |      |       |           |
| TOTALS            | RPI 1-25 | RPI 26-50 | W-L RECORDS    | RPI 51-100 | RPI 101-999 | RPI 201+      |      |      |       |           |
| 8- 12             | 0- 0     | 0- 0      | OVERALL        | 0- 2       | 8- 10       | 8- 7          |      |      |       |           |
| 4- 3              | 0- 0     | 0- 0      | HOME           | 0- 0       | 4- 3        | 4- 3          |      |      |       |           |
| 4- 8              | 0- 0     | 0- 0      | AWAY           | 0- 0       | 4- 5        | 4- 4          |      |      |       |           |
| 0- 1              | 0- 0     | 0- 0      | NEUTRAL        | 0- 0       | 0- 1        | 0- 0          |      |      |       |           |
| 5- 6              | 0- 0     | 0- 0      | NON-CONFERENCE | 0- 2       | 5- 4        | 5- 2          |      |      |       |           |
| 2- 1              | 0- 0     | 0- 0      | HOME           | 0- 0       | 2- 1        | 2- 1          |      |      |       |           |
| 3- 4              | 0- 0     | 0- 0      | AWAY           | 0- 2       | 3- 2        | 3- 1          |      |      |       |           |
| 0- 1              | 0- 0     | 0- 0      | NEUTRAL        | 0- 0       | 0- 1        | 0- 0          |      |      |       |           |
| 3- 6              | 0- 0     | 0- 0      | CONFERENCE     | 0- 0       | 3- 6        | 3- 5          |      |      |       |           |
| 2- 2              | 0- 0     | 0- 0      | HOME           | 0- 0       | 2- 2        | 2- 2          |      |      |       |           |
| 1- 4              | 0- 0     | 0- 0      | AWAY           | 0- 0       | 1- 4        | 1- 3          |      |      |       |           |
| 0- 0              | 0- 0     | 0- 0      | NEUTRAL        | 0- 0       | 0- 0        | 0- 0          |      |      |       |           |

| RPI 1-25                  |   |          |       | RPI 26-50 |   |                  |       | RPI 51-100 |     |          |                  | RPI 101+ |     |                  |                  | Team's RPI: 296 |    |
|---------------------------|---|----------|-------|-----------|---|------------------|-------|------------|-----|----------|------------------|----------|-----|------------------|------------------|-----------------|----|
| RPI                       | S | Opponent | Score | RPI       | S | Opponent         | Score | RPI        | S   | Opponent | Score            | RPI      | S   | Opponent         | Score            |                 |    |
|                           |   |          |       |           |   |                  |       | 84         | A   | UAB      | 58               | 85       | 138 | N                | Hartford         | 47              | 56 |
|                           |   |          |       |           |   |                  |       | 85         | A   | Alabama  | 32               | 90       | 166 | A                | Jacksonville St. | 33              | 49 |
|                           |   |          |       |           |   |                  |       |            |     |          |                  | 187      | A   | Southern U.      | 62               | 77              |    |
|                           |   |          |       |           |   |                  |       |            |     |          |                  | 241      | H   | Texas Southern   | 49               | 55              |    |
|                           |   |          |       |           |   |                  |       |            |     |          |                  | 247      | H   | Austin Peay      | 52               | 55              |    |
|                           |   |          |       |           |   |                  |       |            |     |          |                  | 251      | A   | Lipscomb         | 50               | 66              |    |
|                           |   |          |       |           |   |                  |       |            |     |          |                  | 254      | A   | Grambling        | 49               | 78              |    |
|                           |   |          |       |           |   |                  |       |            |     |          |                  | 270      | A   | Alcorn           | 52               | 57              |    |
|                           |   |          |       |           |   |                  |       |            |     |          |                  | 282      | H   | Prairie View     | 48               | 55              |    |
|                           |   |          |       |           |   |                  |       |            |     |          |                  | 287      | A   | FIU              | 58               | 51              |    |
|                           |   |          |       |           |   |                  |       |            |     |          |                  | 295      | A   | Southeastern La. | 76               | 74              |    |
|                           |   |          |       |           |   |                  |       |            |     |          |                  | 299      | H   | Murray St.       | 71               | 54              |    |
|                           |   |          |       |           |   |                  |       |            |     |          |                  | 308      | A   | Jackson St.      | 43               | 59              |    |
|                           |   |          |       |           |   |                  |       |            |     |          |                  | 312      | A   | Alabama St.      | 78               | 69              |    |
|                           |   |          |       |           |   |                  |       |            |     |          |                  | 339      | H   | Mississippi Val. | 65               | 48              |    |
|                           |   |          |       |           |   |                  |       |            |     |          |                  | 340      | A   | Tennessee St.    | 77               | 75              |    |
|                           |   |          |       |           |   |                  |       |            |     |          |                  | 341      | H   | Ark. -Pine Bluff | 52               | 49              |    |
|                           |   |          |       |           |   |                  |       |            |     |          |                  | 347      | H   | Evansville       | 70               | 56              |    |
| LAST 12 Division I GAMES: |   |          |       |           |   |                  |       |            |     |          |                  |          |     |                  |                  |                 |    |
|                           |   |          |       | 282       | H | Prairie View     | 48    | 55         | 341 | H        | Ark. -Pine Bluff | 52       | 49  |                  |                  |                 |    |
|                           |   |          |       | 241       | H | Texas Southern   | 49    | 55         | 308 | A        | Jackson St.      | 43       | 59  |                  |                  |                 |    |
|                           |   |          |       | 187       | A | Southern U.      | 62    | 77         | 254 | A        | Grambling        | 49       | 78  |                  |                  |                 |    |
|                           |   |          |       | 270       | A | Alcorn           | 52    | 57         | 251 | A        | Lipscomb         | 50       | 66  |                  |                  |                 |    |
|                           |   |          |       | 312       | A | Alabama St.      | 78    | 69         | 295 | A        | Southeastern La. | 76       | 74  |                  |                  |                 |    |
|                           |   |          |       | 339       | H | Mississippi Val. | 65    | 48         | 84  | A        | UAB              | 58       | 85  |                  |                  |                 |    |

Non-Div I Games:

Alabama A&amp;M

Loss, 
Non-Conf, S Site, H Home
A Away 
N Neutral



|                   |          |           |                |            |             |               |      |      |       |           |
|-------------------|----------|-----------|----------------|------------|-------------|---------------|------|------|-------|-----------|
| Average RPI Win:  | 325      | WON-LOST  | WINNING        | LAST 10    | STRENGTH OF | OPP. STRENGTH | TEAM | ADJ. | CONF. | ADJ CONF. |
| Average RPI Loss: | 167      | RECORD    | PCT. RANK      | GAMES      | SCHEDULE    | OF SCHEDULE   | RPI  | RPI  | RPI   | RPI       |
| DIV. I ONLY       | 4- 15    | 304       | 3- 6           | 199        | 334         | 312           | 312  | 32   | 32    |           |
| DIV. I NON-CONF.  | 1- 9     | 318       | 0- 2           | 27         | 212         | 252           | 252  | 32   | 32    |           |
| -----             |          |           |                |            |             |               |      |      |       |           |
| TOTALS            | RPI 1-25 | RPI 26-50 | W-L RECORDS    | RPI 51-100 | RPI 101-999 | RPI 201+      |      |      |       |           |
| 4- 15             | 0- 2     | 0- 0      | OVERALL        | 0- 3       | 4- 10       | 4- 6          |      |      |       |           |
| 4- 4              | 0- 0     | 0- 0      | HOME           | 0- 1       | 4- 3        | 4- 3          |      |      |       |           |
| 0- 10             | 0- 2     | 0- 0      | AWAY           | 0- 2       | 0- 6        | 0- 3          |      |      |       |           |
| 0- 1              | 0- 0     | 0- 0      | NEUTRAL        | 0- 0       | 0- 1        | 0- 0          |      |      |       |           |
| 1- 9              | 0- 2     | 0- 0      | NON-CONFERENCE | 0- 3       | 1- 4        | 1- 1          |      |      |       |           |
| 1- 2              | 0- 0     | 0- 0      | HOME           | 0- 1       | 1- 1        | 1- 1          |      |      |       |           |
| 0- 6              | 0- 2     | 0- 0      | AWAY           | 0- 2       | 0- 2        | 0- 0          |      |      |       |           |
| 0- 1              | 0- 0     | 0- 0      | NEUTRAL        | 0- 0       | 0- 1        | 0- 0          |      |      |       |           |
| 3- 6              | 0- 0     | 0- 0      | CONFERENCE     | 0- 0       | 3- 6        | 3- 5          |      |      |       |           |
| 3- 2              | 0- 0     | 0- 0      | HOME           | 0- 0       | 3- 2        | 3- 2          |      |      |       |           |
| 0- 4              | 0- 0     | 0- 0      | AWAY           | 0- 0       | 0- 4        | 0- 3          |      |      |       |           |
| 0- 0              | 0- 0     | 0- 0      | NEUTRAL        | 0- 0       | 0- 0        | 0- 0          |      |      |       |           |

| RPI 1-25                  |   |                 |        | RPI 26-50 |   |                  |       | RPI 51-100 |   |            |        | RPI 101+ Team's RPI: 312 |   |                  |       |
|---------------------------|---|-----------------|--------|-----------|---|------------------|-------|------------|---|------------|--------|--------------------------|---|------------------|-------|
| RPI                       | S | Opponent        | Score  | RPI       | S | Opponent         | Score | RPI        | S | Opponent   | Score  | RPI                      | S | Opponent         | Score |
| 9                         | A | Tennessee       | 51 104 |           |   |                  |       | 61         | A | Miami (FL) | 31 79  | 123                      | N | SFA              | 50 77 |
| 19                        | A | South Carolina  | 31 99  |           |   |                  |       | 84         | A | UAB        | 44 61  | 165                      | A | Southern Miss.   | 35 72 |
|                           |   |                 |        |           |   |                  |       | 89         | H | South Ala. | 47 59  | 184                      | A | Samford          | 39 58 |
|                           |   |                 |        |           |   |                  |       |            |   |            |        | 187                      | A | Southern U.      | 58 66 |
|                           |   |                 |        |           |   |                  |       |            |   |            |        | 221                      | H | Troy             | 63 93 |
|                           |   |                 |        |           |   |                  |       |            |   |            |        | 241                      | H | Texas Southern   | 39 71 |
|                           |   |                 |        |           |   |                  |       |            |   |            |        | 254                      | A | Grambling        | 71 93 |
|                           |   |                 |        |           |   |                  |       |            |   |            |        | 270                      | A | Alcorn           | 41 73 |
|                           |   |                 |        |           |   |                  |       |            |   |            |        | 282                      | H | Prairie View     | 70 68 |
|                           |   |                 |        |           |   |                  |       |            |   |            |        | 296                      | H | Alabama A&M      | 69 78 |
|                           |   |                 |        |           |   |                  |       |            |   |            |        | 308                      | A | Jackson St.      | 61 70 |
|                           |   |                 |        |           |   |                  |       |            |   |            |        | 336                      | H | Savannah St.     | 81 61 |
|                           |   |                 |        |           |   |                  |       |            |   |            |        | 339                      | H | Mississippi Val. | 76 41 |
|                           |   |                 |        |           |   |                  |       |            |   |            |        | 341                      | H | Ark.-Pine Bluff  | 63 54 |
| LAST 12 Division I GAMES: |   |                 |        |           |   |                  |       |            |   |            |        |                          |   |                  |       |
| 241                       | H | Texas Southern  | 39 71  | 339       | H | Mississippi Val. | 76 41 | 254        | A | Grambling  | 71 93  |                          |   |                  |       |
| 282                       | H | Prairie View    | 70 68  | 308       | A | Jackson St.      | 61 70 | 84         | A | UAB        | 44 61  |                          |   |                  |       |
| 270                       | A | Alcorn          | 41 73  | 61        | A | Miami (FL)       | 31 79 | 9          | A | Tennessee  | 51 104 |                          |   |                  |       |
| 187                       | A | Southern U.     | 58 66  |           |   |                  |       |            |   |            |        |                          |   |                  |       |
| 296                       | H | Alabama A&M     | 69 78  |           |   |                  |       |            |   |            |        |                          |   |                  |       |
| 341                       | H | Ark.-Pine Bluff | 63 54  |           |   |                  |       |            |   |            |        |                          |   |                  |       |

Non-Div I Games: Mobile 61 50

Alabama St.

Loss, 
Non-Conf, 
S Site, 
H Home
A Away 
N Neutral



|                   |          |           |                |            |             |               |      |      |       |           |
|-------------------|----------|-----------|----------------|------------|-------------|---------------|------|------|-------|-----------|
| Average RPI Win:  | 218      | WON-LOST  | WINNING        | LAST 10    | STRENGTH OF | OPP. STRENGTH | TEAM | ADJ. | CONF. | ADJ CONF. |
| Average RPI Loss: | 73       | RECORD    | PCT. RANK      | GAMES      | SCHEDULE    | OF SCHEDULE   | RPI  | RPI  | RPI   | RPI       |
| DIV. I ONLY       | 19- 3    | 10        | 9- 1           | 218        | 212         | 66            | 66   | 20   | 20    |           |
| DIV. I NON-CONF.  | 11- 2    | 22        | 3- 0           | 224        | 134         | 62            | 62   | 24   | 24    |           |
| -----             |          |           |                |            |             |               |      |      |       |           |
| TOTALS            | RPI 1-25 | RPI 26-50 | W-L RECORDS    | RPI 51-100 | RPI 101-999 | RPI 201+      |      |      |       |           |
| 19- 3             | 0- 1     | 0- 0      | OVERALL        | 2- 1       | 17- 1       | 11- 0         |      |      |       |           |
| 9- 1              | 0- 0     | 0- 0      | HOME           | 2- 1       | 7- 0        | 4- 0          |      |      |       |           |
| 8- 2              | 0- 1     | 0- 0      | AWAY           | 0- 0       | 8- 1        | 7- 0          |      |      |       |           |
| 2- 0              | 0- 0     | 0- 0      | NEUTRAL        | 0- 0       | 2- 0        | 0- 0          |      |      |       |           |
| 11- 2             | 0- 1     | 0- 0      | NON-CONFERENCE | 1- 1       | 10- 0       | 6- 0          |      |      |       |           |
| 4- 1              | 0- 0     | 0- 0      | HOME           | 1- 1       | 3- 0        | 2- 0          |      |      |       |           |
| 5- 1              | 0- 1     | 0- 0      | AWAY           | 0- 0       | 5- 0        | 4- 0          |      |      |       |           |
| 2- 0              | 0- 0     | 0- 0      | NEUTRAL        | 0- 0       | 2- 0        | 0- 0          |      |      |       |           |
| 8- 1              | 0- 0     | 0- 0      | CONFERENCE     | 1- 0       | 7- 1        | 5- 0          |      |      |       |           |
| 5- 0              | 0- 0     | 0- 0      | HOME           | 1- 0       | 4- 0        | 2- 0          |      |      |       |           |
| 3- 1              | 0- 0     | 0- 0      | AWAY           | 0- 0       | 3- 1        | 3- 0          |      |      |       |           |
| 0- 0              | 0- 0     | 0- 0      | NEUTRAL        | 0- 0       | 0- 0        | 0- 0          |      |      |       |           |

| RPI 1-25                  |   |              |       | RPI 26-50 |   |             |       | RPI 51-100 |   |                 |       | RPI 101+ |   |                   |       |
|---------------------------|---|--------------|-------|-----------|---|-------------|-------|------------|---|-----------------|-------|----------|---|-------------------|-------|
| RPI                       | S | Opponent     | Score | RPI       | S | Opponent    | Score | RPI        | S | Opponent        | Score | RPI      | S | Opponent          | Score |
| 20                        | A | Maryland     | 58 91 |           |   |             |       | 60         | H | St. John's (NY) | 66 71 | 106      | H | Dartmouth         | 76 61 |
|                           |   |              |       |           |   |             |       | 68         | H | Fordham         | 59 52 | 136      | N | Southern Ill.     | 68 57 |
|                           |   |              |       |           |   |             |       | 86         | H | Maine           | 68 54 | 138      | A | Hartford          | 55 70 |
|                           |   |              |       |           |   |             |       |            |   |                 |       | 157      | H | Binghamton        | 63 46 |
|                           |   |              |       |           |   |             |       |            |   |                 |       | 161      | N | Northern Ill.     | 97 91 |
|                           |   |              |       |           |   |             |       |            |   |                 |       | 181      | H | New Hampshire     | 66 53 |
|                           |   |              |       |           |   |             |       |            |   |                 |       | 193      | A | Siena             | 78 63 |
|                           |   |              |       |           |   |             |       |            |   |                 |       | 224      | A | Holy Cross        | 65 56 |
|                           |   |              |       |           |   |             |       |            |   |                 |       | 226      | A | Stony Brook       | 72 68 |
|                           |   |              |       |           |   |             |       |            |   |                 |       | 226      | H | Stony Brook       | 64 58 |
|                           |   |              |       |           |   |             |       |            |   |                 |       | 234      | H | St. Bonaventure   | 69 52 |
|                           |   |              |       |           |   |             |       |            |   |                 |       | 244      | A | Manhattan         | 62 56 |
|                           |   |              |       |           |   |             |       |            |   |                 |       | 292      | H | Vermont           | 67 55 |
|                           |   |              |       |           |   |             |       |            |   |                 |       | 297      | A | Monmouth          | 68 44 |
|                           |   |              |       |           |   |             |       |            |   |                 |       | 311      | A | Central Conn. St. | 72 60 |
|                           |   |              |       |           |   |             |       |            |   |                 |       | 326      | H | Wagner            | 89 44 |
|                           |   |              |       |           |   |             |       |            |   |                 |       | 332      | A | UMBC              | 78 75 |
|                           |   |              |       |           |   |             |       |            |   |                 |       | 348      | A | UMass Lowell      | 61 52 |
| -----                     |   |              |       |           |   |             |       |            |   |                 |       |          |   |                   |       |
| LAST 12 Division I GAMES: |   |              |       |           |   |             |       |            |   |                 |       |          |   |                   |       |
| 226                       | H | Stony Brook  | 64 58 | 226       | A | Stony Brook | 72 68 | 181        | H | New Hampshire   | 66 53 | 138      | A | Hartford          | 55 70 |
| 292                       | H | Vermont      | 67 55 |           |   |             |       |            |   |                 |       | 106      | H | Dartmouth         | 76 61 |
| 332                       | A | UMBC         | 78 75 |           |   |             |       |            |   |                 |       | 161      | N | Northern Ill.     | 97 91 |
| 348                       | A | UMass Lowell | 61 52 |           |   |             |       |            |   |                 |       | 136      | N | Southern Ill.     | 68 57 |
| 157                       | H | Binghamton   | 63 46 |           |   |             |       |            |   |                 |       |          |   |                   |       |
| 86                        | H | Maine        | 68 54 |           |   |             |       |            |   |                 |       |          |   |                   |       |

Non-Div I Games:

Albany (NY)

Loss, 
Non-Conf, 
S Site, 
H Home
A Away
N Neutral



# A l c o r n

A  
l  
c  
o  
r  
n

■ Loss, ■ Non-Conf, S Site, H Home A Away N Neutral







|                   |          |           |                |            |             |               |      |      |       |           |
|-------------------|----------|-----------|----------------|------------|-------------|---------------|------|------|-------|-----------|
| Average RPI Win:  | 293      | WON-LOST  | WINNING        | LAST 10    | STRENGTH OF | OPP. STRENGTH | TEAM | ADJ. | CONF. | ADJ CONF. |
| Average RPI Loss: | 152      | RECORD    | PCT. RANK      | GAMES      | SCHEDULE    | OF SCHEDULE   | RPI  | RPI  | RPI   | RPI       |
| DIV. I ONLY       | 6- 16    | 290       | 4- 6           | 215        | 229         | 271           | 271  | 23   | 23    |           |
| DIV. I NON-CONF.  | 2- 9     | 295       | 0- 1           | 173        | 208         | 264           | 264  | 23   | 23    |           |
| -----             |          |           |                |            |             |               |      |      |       |           |
| TOTALS            | RPI 1-25 | RPI 26-50 | W-L RECORDS    | RPI 51-100 | RPI 101-999 | RPI 201+      |      |      |       |           |
| 6- 16             | 0- 0     | 0- 0      | OVERALL        | 0- 4       | 6- 12       | 6- 5          |      |      |       |           |
| 3- 7              | 0- 0     | 0- 0      | HOME           | 0- 2       | 3- 5        | 3- 1          |      |      |       |           |
| 3- 9              | 0- 0     | 0- 0      | AWAY           | 0- 0       | 3- 4        | 3- 2          |      |      |       |           |
| 0- 0              | 0- 0     | 0- 0      | NEUTRAL        | 0- 0       | 0- 0        | 0- 0          |      |      |       |           |
| 2- 9              | 0- 0     | 0- 0      | NON-CONFERENCE | 0- 3       | 2- 6        | 2- 2          |      |      |       |           |
| 0- 4              | 0- 0     | 0- 0      | HOME           | 0- 2       | 0- 2        | 0- 0          |      |      |       |           |
| 2- 5              | 0- 0     | 0- 0      | AWAY           | 0- 1       | 2- 4        | 2- 2          |      |      |       |           |
| 0- 0              | 0- 0     | 0- 0      | NEUTRAL        | 0- 0       | 0- 0        | 0- 0          |      |      |       |           |
| 4- 7              | 0- 0     | 0- 0      | CONFERENCE     | 0- 1       | 4- 6        | 4- 3          |      |      |       |           |
| 3- 3              | 0- 0     | 0- 0      | HOME           | 0- 0       | 3- 3        | 3- 1          |      |      |       |           |
| 1- 4              | 0- 0     | 0- 0      | AWAY           | 0- 1       | 1- 3        | 1- 2          |      |      |       |           |
| 0- 0              | 0- 0     | 0- 0      | NEUTRAL        | 0- 0       | 0- 0        | 0- 0          |      |      |       |           |

| RPI 1-25                  |   |          |       | RPI 26-50 |   |              |       | RPI 51-100 |   |                |       | RPI 101+ |   |                    |       | Team's RPI: 271 |
|---------------------------|---|----------|-------|-----------|---|--------------|-------|------------|---|----------------|-------|----------|---|--------------------|-------|-----------------|
| RPI                       | S | Opponent | Score | RPI       | S | Opponent     | Score | RPI        | S | Opponent       | Score | RPI      | S | Opponent           | Score |                 |
|                           |   |          |       |           |   |              |       | 74         | H | Georgia Tech   | 41 75 | 102      | A | Wake Forest        | 49 78 |                 |
|                           |   |          |       |           |   |              |       | 82         | A | North Carolina | 43 56 | 122      | H | Little Rock        | 40 52 |                 |
|                           |   |          |       |           |   |              |       | 84         | H | UAB            | 59 70 | 143      | H | ETSU               | 57 70 |                 |
|                           |   |          |       |           |   |              |       | 89         | A | South Ala.     | 52 54 | 149      | H | Texas St.          | 54 69 |                 |
|                           |   |          |       |           |   |              |       |            |   |                |       | 151      | H | Davidson           | 57 59 |                 |
|                           |   |          |       |           |   |              |       |            |   |                |       | 159      | A | Louisiana          | 45 61 |                 |
|                           |   |          |       |           |   |              |       |            |   |                |       | 185      | A | Radford            | 40 61 |                 |
|                           |   |          |       |           |   |              |       |            |   |                |       | 208      | A | UT Arlington       | 48 49 |                 |
|                           |   |          |       |           |   |              |       |            |   |                |       | 208      | H | UT Arlington       | 60 64 |                 |
|                           |   |          |       |           |   |              |       |            |   |                |       | 210      | H | Arkansas St.       | 68 66 |                 |
|                           |   |          |       |           |   |              |       |            |   |                |       | 212      | A | N. C. A&T          | 56 81 |                 |
|                           |   |          |       |           |   |              |       |            |   |                |       | 221      | A | Troy               | 74 81 |                 |
|                           |   |          |       |           |   |              |       |            |   |                |       | 242      | A | UNC Asheville      | 60 69 |                 |
|                           |   |          |       |           |   |              |       |            |   |                |       | 255      | A | Col. of Charleston | 76 70 |                 |
|                           |   |          |       |           |   |              |       |            |   |                |       | 315      | H | Georgia St.        | 77 62 |                 |
|                           |   |          |       |           |   |              |       |            |   |                |       | 321      | H | Ga. Southern       | 87 56 |                 |
|                           |   |          |       |           |   |              |       |            |   |                |       | 325      | A | Marshall           | 56 54 |                 |
|                           |   |          |       |           |   |              |       |            |   |                |       | 329      | A | La.-Monroe         | 71 67 |                 |
| -----                     |   |          |       |           |   |              |       |            |   |                |       |          |   |                    |       |                 |
| LAST 12 Division I GAMES: |   |          |       |           |   |              |       |            |   |                |       |          |   |                    |       |                 |
|                           |   |          |       | 208       | A | UT Arlington | 48 49 | 315        | H | Georgia St.    | 77 62 |          |   |                    |       |                 |
|                           |   |          |       | 210       | H | Arkansas St. | 68 66 | 329        | A | La.-Monroe     | 71 67 |          |   |                    |       |                 |
|                           |   |          |       | 122       | H | Little Rock  | 40 52 | 159        | A | Louisiana      | 45 61 |          |   |                    |       |                 |
|                           |   |          |       | 89        | A | South Ala.   | 52 54 | 208        | H | UT Arlington   | 60 64 |          |   |                    |       |                 |
|                           |   |          |       | 221       | A | Troy         | 74 81 | 149        | H | Texas St.      | 54 69 |          |   |                    |       |                 |
|                           |   |          |       | 321       | H | Ga. Southern | 87 56 | 242        | A | UNC Asheville  | 60 69 |          |   |                    |       |                 |

Non-Div I Games:

Appalachian St.



|                   |          |           |                |            |             |               |      |      |       |           |
|-------------------|----------|-----------|----------------|------------|-------------|---------------|------|------|-------|-----------|
| Average RPI Win:  | 261      | WON-LOST  | WINNING        | LAST 10    | STRENGTH OF | OPP. STRENGTH | TEAM | ADJ. | CONF. | ADJ CONF. |
| Average RPI Loss: | 126      | RECORD    | PCT. RANK      | GAMES      | SCHEDULE    | OF SCHEDULE   | RPI  | RPI  | RPI   | RPI       |
| DIV. I ONLY       | 5- 16    | 300       | 1- 9           | 198        | 91          | 277           | 277  | 4    | 4     |           |
| DIV. I NON-CONF.  | 4- 7     | 226       | 1- 1           | 341        | 293         | 338           | 338  | 3    | 3     |           |
| -----             |          |           |                |            |             |               |      |      |       |           |
| TOTALS            | RPI 1-25 | RPI 26-50 | W-L RECORDS    | RPI 51-100 | RPI 101-999 | RPI 201+      |      |      |       |           |
| 5- 16             | 0- 3     | 0- 3      | OVERALL        | 0- 3       | 5- 7        | 4- 5          |      |      |       |           |
| 4- 6              | 0- 1     | 0- 1      | HOME           | 0- 1       | 4- 3        | 3- 3          |      |      |       |           |
| 1- 9              | 0- 2     | 0- 2      | AWAY           | 0- 1       | 1- 4        | 1- 2          |      |      |       |           |
| 0- 1              | 0- 0     | 0- 0      | NEUTRAL        | 0- 1       | 0- 0        | 0- 0          |      |      |       |           |
| 4- 7              | 0- 0     | 0- 0      | NON-CONFERENCE | 0- 1       | 4- 6        | 4- 5          |      |      |       |           |
| 3- 3              | 0- 0     | 0- 0      | HOME           | 0- 0       | 3- 3        | 3- 3          |      |      |       |           |
| 1- 3              | 0- 0     | 0- 0      | AWAY           | 0- 0       | 1- 3        | 1- 2          |      |      |       |           |
| 0- 1              | 0- 0     | 0- 0      | NEUTRAL        | 0- 1       | 0- 0        | 0- 0          |      |      |       |           |
| 1- 9              | 0- 3     | 0- 3      | CONFERENCE     | 0- 2       | 1- 1        | 0- 0          |      |      |       |           |
| 1- 3              | 0- 1     | 0- 1      | HOME           | 0- 1       | 1- 0        | 0- 0          |      |      |       |           |
| 0- 6              | 0- 2     | 0- 2      | AWAY           | 0- 1       | 0- 1        | 0- 0          |      |      |       |           |
| 0- 0              | 0- 0     | 0- 0      | NEUTRAL        | 0- 0       | 0- 0        | 0- 0          |      |      |       |           |

| RPI 1-25 |   |          |       | RPI 26-50 |   |               |       | RPI 51-100 |   |          |       | RPI 101+ |   |                   |       | Team's RPI: 277 |  |
|----------|---|----------|-------|-----------|---|---------------|-------|------------|---|----------|-------|----------|---|-------------------|-------|-----------------|--|
| RPI      | S | Opponent | Score | RPI       | S | Opponent      | Score | RPI        | S | Opponent | Score | RPI      | S | Opponent          | Score |                 |  |
| 5        | A | Oregon   | 44 62 | 33        | A | Cal i forni a | 39 63 | 57         | N | TCU      | 59 68 | 127      | A | Col orado         | 60 79 |                 |  |
| 25       | A | Stanford | 42 79 | 33        | H | Cal i forni a | 51 53 | 87         | A | Utah     | 55 89 | 127      | H | Col orado         | 72 63 |                 |  |
| 25       | H | Stanford | 46 61 | 38        | A | Oregon St.    | 48 88 | 87         | H | Utah     | 56 80 | 152      | A | Loyol a Marymount | 70 84 |                 |  |
|          |   |          |       |           |   |               |       |            |   |          |       |          |   |                   |       |                 |  |
|          |   |          |       |           |   |               |       |            |   |          |       |          |   |                   |       |                 |  |
|          |   |          |       |           |   |               |       |            |   |          |       |          |   |                   |       |                 |  |
|          |   |          |       |           |   |               |       |            |   |          |       |          |   |                   |       |                 |  |
|          |   |          |       |           |   |               |       |            |   |          |       |          |   |                   |       |                 |  |
|          |   |          |       |           |   |               |       |            |   |          |       |          |   |                   |       |                 |  |
|          |   |          |       |           |   |               |       |            |   |          |       |          |   |                   |       |                 |  |
|          |   |          |       |           |   |               |       |            |   |          |       |          |   |                   |       |                 |  |
|          |   |          |       |           |   |               |       |            |   |          |       |          |   |                   |       |                 |  |
|          |   |          |       |           |   |               |       |            |   |          |       |          |   |                   |       |                 |  |
|          |   |          |       |           |   |               |       |            |   |          |       |          |   |                   |       |                 |  |
|          |   |          |       |           |   |               |       |            |   |          |       |          |   |                   |       |                 |  |
|          |   |          |       |           |   |               |       |            |   |          |       |          |   |                   |       |                 |  |
|          |   |          |       |           |   |               |       |            |   |          |       |          |   |                   |       |                 |  |
|          |   |          |       |           |   |               |       |            |   |          |       |          |   |                   |       |                 |  |
|          |   |          |       |           |   |               |       |            |   |          |       |          |   |                   |       |                 |  |
|          |   |          |       |           |   |               |       |            |   |          |       |          |   |                   |       |                 |  |
|          |   |          |       |           |   |               |       |            |   |          |       |          |   |                   |       |                 |  |
|          |   |          |       |           |   |               |       |            |   |          |       |          |   |                   |       |                 |  |
|          |   |          |       |           |   |               |       |            |   |          |       |          |   |                   |       |                 |  |
|          |   |          |       |           |   |               |       |            |   |          |       |          |   |                   |       |                 |  |
|          |   |          |       |           |   |               |       |            |   |          |       |          |   |                   |       |                 |  |
|          |   |          |       |           |   |               |       |            |   |          |       |          |   |                   |       |                 |  |
|          |   |          |       |           |   |               |       |            |   |          |       |          |   |                   |       |                 |  |
|          |   |          |       |           |   |               |       |            |   |          |       |          |   |                   |       |                 |  |
|          |   |          |       |           |   |               |       |            |   |          |       |          |   |                   |       |                 |  |
|          |   |          |       |           |   |               |       |            |   |          |       |          |   |                   |       |                 |  |
|          |   |          |       |           |   |               |       |            |   |          |       |          |   |                   |       |                 |  |
|          |   |          |       |           |   |               |       |            |   |          |       |          |   |                   |       |                 |  |
|          |   |          |       |           |   |               |       |            |   |          |       |          |   |                   |       |                 |  |
|          |   |          |       |           |   |               |       |            |   |          |       |          |   |                   |       |                 |  |
|          |   |          |       |           |   |               |       |            |   |          |       |          |   |                   |       |                 |  |
|          |   |          |       |           |   |               |       |            |   |          |       |          |   |                   |       |                 |  |
|          |   |          |       |           |   |               |       |            |   |          |       |          |   |                   |       |                 |  |
|          |   |          |       |           |   |               |       |            |   |          |       |          |   |                   |       |                 |  |
|          |   |          |       |           |   |               |       |            |   |          |       |          |   |                   |       |                 |  |
|          |   |          |       |           |   |               |       |            |   |          |       |          |   |                   |       |                 |  |
|          |   |          |       |           |   |               |       |            |   |          |       |          |   |                   |       |                 |  |
|          |   |          |       |           |   |               |       |            |   |          |       |          |   |                   |       |                 |  |
|          |   |          |       |           |   |               |       |            |   |          |       |          |   |                   |       |                 |  |
|          |   |          |       |           |   |               |       |            |   |          |       |          |   |                   |       |                 |  |
|          |   |          |       |           |   |               |       |            |   |          |       |          |   |                   |       |                 |  |
|          |   |          |       |           |   |               |       |            |   |          |       |          |   |                   |       |                 |  |
|          |   |          |       |           |   |               |       |            |   |          |       |          |   |                   |       |                 |  |
|          |   |          |       |           |   |               |       |            |   |          |       |          |   |                   |       |                 |  |
|          |   |          |       |           |   |               |       |            |   |          |       |          |   |                   |       |                 |  |
|          |   |          |       |           |   |               |       |            |   |          |       |          |   |                   |       |                 |  |
|          |   |          |       |           |   |               |       |            |   |          |       |          |   |                   |       |                 |  |
|          |   |          |       |           |   |               |       |            |   |          |       |          |   |                   |       |                 |  |
|          |   |          |       |           |   |               |       |            |   |          |       |          |   |                   |       |                 |  |
|          |   |          |       |           |   |               |       |            |   |          |       |          |   |                   |       |                 |  |
|          |   |          |       |           |   |               |       |            |   |          |       |          |   |                   |       |                 |  |
|          |   |          |       |           |   |               |       |            |   |          |       |          |   |                   |       |                 |  |
|          |   |          |       |           |   |               |       |            |   |          |       |          |   |                   |       |                 |  |
|          |   |          |       |           |   |               |       |            |   |          |       |          |   |                   |       |                 |  |
|          |   |          |       |           |   |               |       |            |   |          |       |          |   |                   |       |                 |  |
|          |   |          |       |           |   |               |       |            |   |          |       |          |   |                   |       |                 |  |
|          |   |          |       |           |   |               |       |            |   |          |       |          |   |                   |       |                 |  |
|          |   |          |       |           |   |               |       |            |   |          |       |          |   |                   |       |                 |  |
|          |   |          |       |           |   |               |       |            |   |          |       |          |   |                   |       |                 |  |
|          |   |          |       |           |   |               |       |            |   |          |       |          |   |                   |       |                 |  |
|          |   |          |       |           |   |               |       |            |   |          |       |          |   |                   |       |                 |  |
|          |   |          |       |           |   |               |       |            |   |          |       |          |   |                   |       |                 |  |
|          |   |          |       |           |   |               |       |            |   |          |       |          |   |                   |       |                 |  |
|          |   |          |       |           |   |               |       |            |   |          |       |          |   |                   |       |                 |  |
|          |   |          |       |           |   |               |       |            |   |          |       |          |   |                   |       |                 |  |
|          |   |          |       |           |   |               |       |            |   |          |       |          |   |                   |       |                 |  |
|          |   |          |       |           |   |               |       |            |   |          |       |          |   |                   |       |                 |  |
|          |   |          |       |           |   |               |       |            |   |          |       |          |   |                   |       |                 |  |
|          |   |          |       |           |   |               |       |            |   |          |       |          |   |                   |       |                 |  |
|          |   |          |       |           |   |               |       |            |   |          |       |          |   |                   |       |                 |  |
|          |   |          |       |           |   |               |       |            |   |          |       |          |   |                   |       |                 |  |
|          |   |          |       |           |   |               |       |            |   |          |       |          |   |                   |       |                 |  |
|          |   |          |       |           |   |               |       |            |   |          |       |          |   |                   |       |                 |  |
|          |   |          |       |           |   |               |       |            |   |          |       |          |   |                   |       |                 |  |
|          |   |          |       |           |   |               |       |            |   |          |       |          |   |                   |       |                 |  |
|          |   |          |       |           |   |               |       |            |   |          |       |          |   |                   |       |                 |  |
|          |   |          |       |           |   |               |       |            |   |          |       |          |   |                   |       |                 |  |
|          |   |          |       |           |   |               |       |            |   |          |       |          |   |                   |       |                 |  |
|          |   |          |       |           |   |               |       |            |   |          |       |          |   |                   |       |                 |  |
|          |   |          |       |           |   |               |       |            |   |          |       |          |   |                   |       |                 |  |
|          |   |          |       |           |   |               |       |            |   |          |       |          |   |                   |       |                 |  |
|          |   |          |       |           |   |               |       |            |   |          |       |          |   |                   |       |                 |  |
|          |   |          |       |           |   |               |       |            |   |          |       |          |   |                   |       |                 |  |
|          |   |          |       |           |   |               |       |            |   |          |       |          |   |                   |       |                 |  |
|          |   |          |       |           |   |               |       |            |   |          |       |          |   |                   |       |                 |  |
|          |   |          |       |           |   |               |       |            |   |          |       |          |   |                   |       |                 |  |
|          |   |          |       |           |   |               |       |            |   |          |       |          |   |                   |       |                 |  |
|          |   |          |       |           |   |               |       |            |   |          |       |          |   |                   |       |                 |  |
|          |   |          |       |           |   |               |       |            |   |          |       |          |   |                   |       |                 |  |
|          |   |          |       |           |   |               |       |            |   |          |       |          |   |                   |       |                 |  |
|          |   |          |       |           |   |               |       |            |   |          |       |          |   |                   |       |                 |  |
|          |   |          |       |           |   |               |       |            |   |          |       |          |   |                   |       |                 |  |
|          |   |          |       |           |   |               |       |            |   |          |       |          |   |                   |       |                 |  |
|          |   |          |       |           |   |               |       |            |   |          |       |          |   |                   |       |                 |  |
|          |   |          |       |           |   |               |       |            |   |          |       |          |   |                   |       |                 |  |
|          |   |          |       |           |   |               |       |            |   |          |       |          |   |                   |       |                 |  |
|          |   |          |       |           |   |               |       |            |   |          |       |          |   |                   |       |                 |  |
|          |   |          |       |           |   |               |       |            |   |          |       |          |   |                   |       |                 |  |
|          |   |          |       |           |   |               |       |            |   |          |       |          |   |                   |       |                 |  |
|          |   |          |       |           |   |               |       |            |   |          |       |          |   |                   |       |                 |  |
|          |   |          |       |           |   |               |       |            |   |          |       |          |   |                   |       |                 |  |
|          |   |          |       |           |   |               |       |            |   |          |       |          |   |                   |       |                 |  |
|          |   |          |       |           |   |               |       |            |   |          |       |          |   |                   |       |                 |  |
|          |   |          |       |           |   |               |       |            |   |          |       |          |   |                   |       |                 |  |
|          |   |          |       |           |   |               |       |            |   |          |       |          |   |                   |       |                 |  |
|          |   |          |       |           |   |               |       |            |   |          |       |          |   |                   |       |                 |  |
|          |   |          |       |           |   |               |       |            |   |          |       |          |   |                   |       |                 |  |
|          |   |          |       |           |   |               |       |            |   |          |       |          |   |                   |       |                 |  |
|          |   |          |       |           |   |               |       |            |   |          |       |          |   |                   |       |                 |  |
|          |   |          |       |           |   |               |       |            |   |          |       |          |   |                   |       |                 |  |
|          |   |          |       |           |   |               |       |            |   |          |       |          |   |                   |       |                 |  |
|          |   |          |       |           |   |               |       |            |   |          |       |          |   |                   |       |                 |  |
|          |   |          |       |           |   |               |       |            |   |          |       |          |   |                   |       |                 |  |
|          |   |          |       |           |   |               |       |            |   |          |       |          |   |                   |       |                 |  |
|          |   |          |       |           |   |               |       |            |   |          |       |          |   |                   |       |                 |  |
|          |   |          |       |           |   |               |       |            |   |          |       |          |   |                   |       |                 |  |
|          |   |          |       |           |   |               |       |            |   |          |       |          |   |                   |       |                 |  |
|          |   |          |       |           |   |               |       |            |   |          |       |          |   |                   |       |                 |  |
|          |   |          |       |           |   |               |       |            |   |          |       |          |   |                   |       |                 |  |
|          |   |          |       |           |   |               |       |            |   |          |       |          |   |                   |       |                 |  |
|          |   |          |       |           |   |               |       |            |   |          |       |          |   |                   |       |                 |  |
|          |   |          |       |           |   |               |       |            |   |          |       |          |   |                   |       |                 |  |
|          |   |          |       |           |   |               |       |            |   |          |       |          |   |                   |       |                 |  |
|          |   |          |       |           |   |               |       |            |   |          |       |          |   |                   |       |                 |  |
|          |   |          |       |           |   |               |       |            |   |          |       |          |   |                   |       |                 |  |
|          |   |          |       |           |   |               |       |            |   |          |       |          |   |                   |       |                 |  |
|          |   |          |       |           |   |               |       |            |   |          |       |          |   |                   |       |                 |  |
|          |   |          |       |           |   |               |       |            |   |          |       |          |   |                   |       |                 |  |
|          |   |          |       |           |   |               |       |            |   |          |       |          |   |                   |       |                 |  |
|          |   |          |       |           |   |               |       |            |   |          |       |          |   |                   |       |                 |  |
|          |   |          |       |           |   |               |       |            |   |          |       |          |   |                   |       |                 |  |
|          |   |          |       |           |   |               |       |            |   |          |       |          |   |                   |       |                 |  |
|          |   |          |       |           |   |               |       |            |   |          |       |          |   |                   |       |                 |  |
|          |   |          |       |           |   |               |       |            |   |          |       |          |   |                   |       |                 |  |
|          |   |          |       |           |   |               |       |            |   |          |       |          |   |                   |       |                 |  |
|          |   |          |       |           |   |               |       |            |   |          |       |          |   |                   |       |                 |  |
|          |   |          |       |           |   |               |       |            |   |          |       |          |   |                   |       |                 |  |
|          |   |          |       |           |   |               |       |            |   |          |       |          |   |                   |       |                 |  |
|          |   |          |       |           |   |               |       |            |   |          |       |          |   |                   |       |                 |  |
|          |   |          |       |           |   |               |       |            |   |          |       |          |   |                   |       |                 |  |
|          |   |          |       |           |   |               |       |            |   |          |       |          |   |                   |       |                 |  |
|          |   |          |       |           |   |               |       |            |   |          |       |          |   |                   |       |                 |  |
|          |   |          |       |           |   |               |       |            |   |          |       |          |   |                   |       |                 |  |
|          |   |          |       |           |   |               |       |            |   |          |       |          |   |                   |       |                 |  |
|          |   |          |       |           |   |               |       |            |   |          |       |          |   |                   |       |                 |  |
|          |   |          |       |           |   |               |       |            |   |          |       |          |   |                   |       |                 |  |
|          |   |          |       |           |   |               |       |            |   |          |       |          |   |                   |       |                 |  |
|          |   |          |       |           |   |               |       |            |   |          |       |          |   |                   |       |                 |  |
|          |   |          |       |           |   |               |       |            |   |          |       |          |   |                   |       |                 |  |
|          |   |          |       |           |   |               |       |            |   |          |       |          |   |                   |       |                 |  |
|          |   |          |       |           |   |               |       |            |   |          |       |          |   |                   |       |                 |  |
|          |   |          |       |           |   |               |       |            |   |          |       |          |   |                   |       |                 |  |
|          |   |          |       |           |   |               |       |            |   |          |       |          |   |                   |       |                 |  |
|          |   |          |       |           |   |               |       |            |   |          |       |          |   |                   |       |                 |  |
|          |   |          |       |           |   |               |       |            |   |          |       |          |   |                   |       |                 |  |
|          |   |          |       |           |   |               |       |            |   |          |       |          |   |                   |       |                 |  |
|          |   |          |       |           |   |               |       |            |   |          |       |          |   |                   |       |                 |  |
|          |   |          |       |           |   |               |       |            |   |          |       |          |   |                   |       |                 |  |
|          |   |          |       |           |   |               |       |            |   |          |       |          |   |                   |       |                 |  |
|          |   |          |       |           |   |               |       |            |   |          |       |          |   |                   |       |                 |  |
|          |   |          |       |           |   |               |       |            |   |          |       |          |   |                   |       |                 |  |
|          |   |          |       |           |   |               |       |            |   |          |       |          |   |                   |       |                 |  |
|          |   |          |       |           |   |               |       |            |   |          |       |          |   |                   |       |                 |  |
|          |   |          |       |           |   |               |       |            |   |          |       |          |   |                   |       |                 |  |
|          |   |          |       |           |   |               |       |            |   |          |       |          |   |                   |       |                 |  |
|          |   |          |       |           |   |               |       |            |   |          |       |          |   |                   |       |                 |  |
|          |   |          |       |           |   |               |       |            |   |          |       |          |   |                   |       |                 |  |
|          |   |          |       |           |   |               |       |            |   |          |       |          |   |                   |       |                 |  |
|          |   |          |       |           |   |               |       |            |   |          |       |          |   |                   |       |                 |  |
|          |   |          |       |           |   |               |       |            |   |          |       |          |   |                   |       |                 |  |
|          |   |          |       |           |   |               |       |            |   |          |       |          |   |                   |       |                 |  |
|          |   |          |       |           |   |               |       |            |   |          |       |          |   |                   |       |                 |  |
|          |   |          |       |           |   |               |       |            |   |          |       |          |   |                   |       |                 |  |
|          |   |          |       |           |   |               |       |            |   |          |       |          |   |                   |       |                 |  |
|          |   |          |       |           |   |               |       |            |   |          |       |          |   |                   |       |                 |  |
|          |   |          |       |           |   |               |       |            |   |          |       |          |   |                   |       |                 |  |
|          |   |          |       |           |   |               |       |            |   |          |       |          |   |                   |       |                 |  |
|          |   |          |       |           |   |               |       |            |   |          |       |          |   |                   |       |                 |  |
|          |   |          |       |           |   |               |       |            |   |          |       |          |   |                   |       |                 |  |
|          |   |          |       |           |   |               |       |            |   |          |       |          |   |                   |       |                 |  |
|          |   |          |       |           |   |               |       |            |   |          |       |          |   |                   |       |                 |  |
|          |   |          |       |           |   |               |       |            |   |          |       |          |   |                   |       |                 |  |
|          |   |          |       |           |   |               |       |            |   |          |       |          |   |                   |       |                 |  |
|          |   |          |       |           |   |               |       |            |   |          |       |          |   |                   |       |                 |  |
|          |   |          |       |           |   |               |       |            |   |          |       |          |   |                   |       |                 |  |
|          |   |          |       |           |   |               |       |            |   |          |       |          |   |                   |       |                 |  |
|          |   |          |       |           |   |               |       |            |   |          |       |          |   |                   |       |                 |  |
|          |   |          |       |           |   |               |       |            |   |          |       |          |   |                   |       |                 |  |
|          |   |          |       |           |   |               |       |            |   |          |       |          |   |                   |       |                 |  |
|          |   |          |       |           |   |               |       |            |   |          |       |          |   |                   |       |                 |  |
|          |   |          |       |           |   |               |       |            |   |          |       |          |   |                   |       |                 |  |
|          |   |          |       |           |   |               |       |            |   |          |       |          |   |                   |       |                 |  |
|          |   |          |       |           |   |               |       |            |   |          |       |          |   |                   |       |                 |  |
|          |   |          |       |           |   |               |       |            |   |          |       |          |   |                   |       |                 |  |
|          |   |          |       |           |   |               |       |            |   |          |       |          |   |                   |       |                 |  |
|          |   |          |       |           |   |               |       |            |   |          |       |          |   |                   |       |                 |  |
|          |   |          |       |           |   |               |       |            |   |          |       |          |   |                   |       |                 |  |
|          |   |          |       |           |   |               |       |            |   |          |       |          |   |                   |       |                 |  |
|          |   |          |       |           |   |               |       |            |   |          |       |          |   |                   |       |                 |  |
|          |   |          |       |           |   |               |       |            |   |          |       |          |   |                   |       |                 |  |
|          |   |          |       |           |   |               |       |            |   |          |       |          |   |                   |       |                 |  |
|          |   |          |       |           |   |               |       |            |   |          |       |          |   |                   |       |                 |  |
|          |   |          |       |           |   |               |       |            |   |          |       |          |   |                   |       |                 |  |
|          |   |          |       |           |   |               |       |            |   |          |       |          |   |                   |       |                 |  |
|          |   |          |       |           |   |               |       |            |   |          |       |          |   |                   |       |                 |  |
|          |   |          |       |           |   |               |       |            |   |          |       |          |   |                   |       |                 |  |
|          |   |          |       |           |   |               |       |            |   |          |       |          |   |                   |       |                 |  |
|          |   |          |       |           |   |               |       |            |   |          |       |          |   |                   |       |                 |  |
|          |   |          |       |           |   |               |       |            |   |          |       |          |   |                   |       |                 |  |
|          |   |          |       |           |   |               |       |            |   |          |       |          |   |                   |       |                 |  |
|          |   |          |       |           |   |               |       |            |   |          |       |          |   |                   |       |                 |  |
|          |   |          |       |           |   |               |       |            |   |          |       |          |   |                   |       |                 |  |
|          |   |          |       |           |   |               |       |            |   |          |       |          |   |                   |       |                 |  |
|          |   |          |       |           |   |               |       |            |   |          |       |          |   |                   |       |                 |  |
|          |   |          |       |           |   |               |       |            |   |          |       |          |   |                   |       |                 |  |
|          |   |          |       |           |   |               |       |            |   |          |       |          |   |                   |       |                 |  |
|          |   |          |       |           |   |               |       |            |   |          |       |          |   |                   |       |                 |  |
|          |   |          |       |           |   |               |       |            |   |          |       |          |   |                   |       |                 |  |
|          |   |          |       |           |   |               |       |            |   |          |       |          |   |                   |       |                 |  |
|          |   |          |       |           |   |               |       |            |   |          |       |          |   |                   |       |                 |  |
|          |   |          |       |           |   |               |       |            |   |          |       |          |   |                   |       |                 |  |
|          |   |          |       |           |   |               |       |            |   |          |       |          |   |                   |       |                 |  |
|          |   |          |       |           |   |               |       |            |   |          |       |          |   |                   |       |                 |  |
|          |   |          |       |           |   |               |       |            |   |          |       |          |   |                   |       |                 |  |
|          |   |          |       |           |   |               |       |            |   |          |       |          |   |                   |       |                 |  |
|          |   |          |       |           |   |               |       |            |   |          |       |          |   |                   |       |                 |  |
|          |   |          |       |           |   |               |       |            |   |          |       |          |   |                   |       |                 |  |
|          |   |          |       |           |   |               |       |            |   |          |       |          |   |                   |       |                 |  |
|          |   |          |       |           |   |               |       |            |   |          |       |          |   |                   |       |                 |  |
|          |   |          |       |           |   |               |       |            |   |          |       |          |   |                   |       |                 |  |
|          |   |          |       |           |   |               |       |            |   |          |       |          |   |                   |       |                 |  |
|          |   |          |       |           |   |               |       |            |   |          |       |          |   |                   |       |                 |  |
|          |   |          |       |           |   |               |       |            |   |          |       |          |   |                   |       |                 |  |
|          |   |          |       |           |   |               |       |            |   |          |       |          |   |                   |       |                 |  |
|          |   |          |       |           |   |               |       |            |   |          |       |          |   |                   |       |                 |  |
|          |   |          |       |           |   |               |       |            |   |          |       |          |   |                   |       |                 |  |
|          |   |          |       |           |   |               |       |            |   |          |       |          |   |                   |       |                 |  |
|          |   |          |       |           |   |               |       |            |   |          |       |          |   |                   |       |                 |  |
|          |   |          |       |           |   |               |       |            |   |          |       |          |   |                   |       |                 |  |
|          |   |          |       |           |   |               |       |            |   |          |       |          |   |                   |       |                 |  |
|          |   |          |       |           |   |               |       |            |   |          |       |          |   |                   |       |                 |  |
|          |   |          |       |           |   |               |       |            |   |          |       |          |   |                   |       |                 |  |
|          |   |          |       |           |   |               |       |            |   |          |       |          |   |                   |       |                 |  |
|          |   |          |       |           |   |               |       |            |   |          |       |          |   |                   |       |                 |  |
|          |   |          |       |           |   |               |       |            |   |          |       |          |   |                   |       |                 |  |
|          |   |          |       |           |   |               |       |            |   |          |       |          |   |                   |       |                 |  |
|          |   |          |       |           |   |               |       |            |   |          |       |          |   |                   |       |                 |  |
|          |   |          |       |           |   |               |       |            |   |          |       |          |   |                   |       |                 |  |
|          |   |          |       |           |   |               |       |            |   |          |       |          |   |                   |       |                 |  |
|          |   |          |       |           |   |               |       |            |   |          |       |          |   |                   |       |                 |  |
|          |   |          |       |           |   |               |       |            |   |          |       |          |   |                   |       |                 |  |
|          |   |          |       |           |   |               |       |            |   |          |       |          |   |                   |       |                 |  |
|          |   |          |       |           |   |               |       |            |   |          |       |          |   |                   |       |                 |  |
|          |   |          |       |           |   |               |       |            |   |          |       |          |   |                   |       |                 |  |
|          |   |          |       |           |   |               |       |            |   |          |       |          |   |                   |       |                 |  |
|          |   |          |       |           |   |               |       |            |   |          |       |          |   |                   |       |                 |  |
|          |   |          |       |           |   |               |       |            |   |          |       |          |   |                   |       |                 |  |
|          |   |          |       |           |   |               |       |            |   |          |       |          |   |                   |       |                 |  |
|          |   |          |       |           |   |               |       |            |   |          |       |          |   |                   |       |                 |  |
|          |   |          |       |           |   |               |       |            |   |          |       |          |   |                   |       |                 |  |
|          |   |          |       |           |   |               |       |            |   |          |       |          |   |                   |       |                 |  |
|          |   |          |       |           |   |               |       |            |   |          |       |          |   |                   |       |                 |  |
|          |   |          |       |           |   |               |       |            |   |          |       |          |   |                   |       |                 |  |
|          |   |          |       |           |   |               |       |            |   |          |       |          |   |                   |       |                 |  |
|          |   |          |       |           |   |               |       |            |   |          |       |          |   |                   |       |                 |  |
|          |   |          |       |           |   |               |       |            |   |          |       |          |   |                   |       |                 |  |
|          |   |          |       |           |   |               |       |            |   |          |       |          |   |                   |       |                 |  |
|          |   |          |       |           |   |               |       |            |   |          |       |          |   |                   |       |                 |  |
|          |   |          |       |           |   |               |       |            |   |          |       |          |   |                   |       |                 |  |
|          |   |          |       |           |   |               |       |            |   |          |       |          |   |                   |       |                 |  |
|          |   |          |       |           |   |               |       |            |   |          |       |          |   |                   |       |                 |  |
|          |   |          |       |           |   |               |       |            |   |          |       |          |   |                   |       |                 |  |
|          |   |          |       |           |   |               |       |            |   |          |       |          |   |                   |       |                 |  |
|          |   |          |       |           |   |               |       |            |   |          |       |          |   |                   |       |                 |  |
|          |   |          |       |           |   |               |       |            |   |          |       |          |   |                   |       |                 |  |
|          |   |          |       |           |   |               |       |            |   |          |       |          |   |                   |       |                 |  |
|          |   |          |       |           |   |               |       |            |   |          |       |          |   |                   |       |                 |  |
|          |   |          |       |           |   |               |       |            |   |          |       |          |   |                   |       |                 |  |
|          |   |          |       |           |   |               |       |            |   |          |       |          |   |                   |       |                 |  |
|          |   |          |       |           |   |               |       |            |   |          |       |          |   |                   |       |                 |  |
|          |   |          |       |           |   |               |       |            |   |          |       |          |   |                   |       |                 |  |
|          |   |          |       |           |   |               |       |            |   |          |       |          |   |                   |       |                 |  |
|          |   |          |       |           |   |               |       |            |   |          |       |          |   |                   |       |                 |  |
|          |   |          |       |           |   |               |       |            |   |          |       |          |   |                   |       |                 |  |
|          |   |          |       |           |   |               |       |            |   |          |       |          |   |                   |       |                 |  |
|          |   |          |       |           |   |               |       |            |   |          |       |          |   |                   |       |                 |  |
|          |   |          |       |           |   |               |       |            |   |          |       |          |   |                   |       |                 |  |
|          |   |          |       |           |   |               |       |            |   |          |       |          |   |                   |       |                 |  |
|          |   |          |       |           |   |               |       |            |   |          |       |          |   |                   |       |                 |  |
|          |   |          |       |           |   |               |       |            |   |          |       |          |   |                   |       |                 |  |
|          |   |          |       |           |   |               |       |            |   |          |       |          |   |                   |       |                 |  |
|          |   |          |       |           |   |               |       |            |   |          |       |          |   |                   |       |                 |  |
|          |   |          |       |           |   |               |       |            |   |          |       |          |   |                   |       |                 |  |
|          |   |          |       |           |   |               |       |            |   |          |       |          |   |                   |       |                 |  |
|          |   |          |       |           |   |               |       |            |   |          |       |          |   |                   |       |                 |  |
|          |   |          |       |           |   |               |       |            |   |          |       |          |   |                   |       |                 |  |
|          |   |          |       |           |   |               |       |            |   |          |       |          |   |                   |       |                 |  |
|          |   |          |       |           |   |               |       |            |   |          |       |          |   |                   |       |                 |  |
|          |   |          |       |           |   |               |       |            |   |          |       |          |   |                   |       |                 |  |
|          |   |          |       |           |   |               |       |            |   |          |       |          |   |                   |       |                 |  |
|          |   |          |       |           |   |               |       |            |   |          |       |          |   |                   |       |                 |  |
|          |   |          |       |           |   |               |       |            |   |          |       |          |   |                   |       |                 |  |
|          |   |          |       |           |   |               |       |            |   |          |       |          |   |                   |       |                 |  |
|          |   |          |       |           |   |               |       |            |   |          |       |          |   |                   |       |                 |  |
|          |   |          |       |           |   |               |       |            |   |          |       |          |   |                   |       |                 |  |
|          |   |          |       |           |   |               |       |            |   |          |       |          |   |                   |       |                 |  |
|          |   |          |       |           |   |               |       |            |   |          |       |          |   |                   |       |                 |  |
|          |   |          |       |           |   |               |       |            |   |          |       |          |   |                   |       |                 |  |
|          |   |          |       |           |   |               |       |            |   |          |       |          |   |                   |       |                 |  |
|          |   |          |       |           |   |               |       |            |   |          |       |          |   |                   |       |                 |  |
|          |   |          |       |           |   |               |       |            |   |          |       |          |   |                   |       |                 |  |
|          |   |          |       |           |   |               |       |            |   |          |       |          |   |                   |       |                 |  |
|          |   |          |       |           |   |               |       |            |   |          |       |          |   |                   |       |                 |  |
|          |   |          |       |           |   |               |       |            |   |          |       |          |   |                   |       |                 |  |
|          |   |          |       |           |   |               |       |            |   |          |       |          |   |                   |       |                 |  |
|          |   |          |       |           |   |               |       |            |   |          |       |          |   |                   |       |                 |  |
|          |   |          |       |           |   |               |       |            |   |          |       |          |   |                   |       |                 |  |
|          |   |          |       |           |   |               |       |            |   |          |       |          |   |                   |       |                 |  |
|          |   |          |       |           |   |               |       |            |   |          |       |          |   |                   |       |                 |  |
|          |   |          |       |           |   |               |       |            |   |          |       |          |   |                   |       |                 |  |
|          |   |          |       |           |   |               |       |            |   |          |       |          |   |                   |       |                 |  |
|          |   |          |       |           |   |               |       |            |   |          |       |          |   |                   |       |                 |  |
|          |   |          |       |           |   |               |       |            |   |          |       |          |   |                   |       |                 |  |
|          |   |          |       |           |   |               |       |            |   |          |       |          |   |                   |       |                 |  |
|          |   |          |       |           |   |               |       |            |   |          |       |          |   |                   |       |                 |  |
|          |   |          |       |           |   |               |       |            |   |          |       |          |   |                   |       |                 |  |
|          |   |          |       |           |   |               |       |            |   |          |       |          |   |                   |       |                 |  |
|          |   |          |       |           |   |               |       |            |   |          |       |          |   |                   |       |                 |  |
|          |   |          |       |           |   |               |       |            |   |          |       |          |   |                   |       |                 |  |
|          |   |          |       |           |   |               |       |            |   |          |       |          |   |                   |       |                 |  |
|          |   |          |       |           |   |               |       |            |   |          |       |          |   |                   |       |                 |  |
|          |   |          |       |           |   |               |       |            |   |          |       |          |   |                   |       |                 |  |
|          |   |          |       |           |   |               |       |            |   |          |       |          |   |                   |       |                 |  |
|          |   |          |       |           |   |               |       |            |   |          |       |          |   |                   |       |                 |  |
|          |   |          |       |           |   |               |       |            |   |          |       |          |   |                   |       |                 |  |
|          |   |          |       |           |   |               |       |            |   |          |       |          |   |                   |       |                 |  |
|          |   |          |       |           |   |               |       |            |   |          |       |          |   |                   |       |                 |  |
|          |   |          |       |           |   |               |       |            |   |          |       |          |   |                   |       |                 |  |
|          |   |          |       |           |   |               |       |            |   |          |       |          |   |                   |       |                 |  |
|          |   |          |       |           |   |               |       |            |   |          |       |          |   |                   |       |                 |  |
|          |   |          |       |           |   |               |       |            |   |          |       |          |   |                   |       |                 |  |
|          |   |          |       |           |   |               |       |            |   |          |       |          |   |                   |       |                 |  |
|          |   |          |       |           |   |               |       |            |   |          |       |          |   |                   |       |                 |  |
|          |   |          |       |           |   |               |       |            |   |          |       |          |   |                   |       |                 |  |
|          |   |          |       |           |   |               |       |            |   |          |       |          |   |                   |       |                 |  |
|          |   |          |       |           |   |               |       |            |   |          |       |          |   |                   |       |                 |  |
|          |   |          |       |           |   |               |       |            |   |          |       |          |   |                   |       |                 |  |
|          |   |          |       |           |   |               |       |            |   |          |       |          |   |                   |       |                 |  |
|          |   |          |       |           |   |               |       |            |   |          |       |          |   |                   |       |                 |  |
|          |   |          |       |           |   |               |       |            |   |          |       |          |   |                   |       |                 |  |
|          |   |          |       |           |   |               |       |            |   |          |       |          |   |                   |       |                 |  |
|          |   |          |       |           |   |               |       |            |   |          |       |          |   |                   |       |                 |  |
|          |   |          |       |           |   |               |       |            |   |          |       |          |   |                   |       |                 |  |
|          |   |          |       |           |   |               |       |            |   |          |       |          |   |                   |       |                 |  |
|          |   |          |       |           |   |               |       |            |   |          |       |          |   |                   |       |                 |  |
|          |   |          |       |           |   |               |       |            |   |          |       |          |   |                   |       |                 |  |
|          |   |          |       |           |   |               |       |            |   |          |       |          |   |                   |       |                 |  |
|          |   |          |       |           |   |               |       |            |   |          |       |          |   |                   |       |                 |  |
|          |   |          |       |           |   |               |       |            |   |          |       |          |   |                   |       |                 |  |
|          |   |          |       |           |   |               |       |            |   |          |       |          |   |                   |       |                 |  |



| Average RPI      | Win:     | 145   | WON-LOST  | WINNING   | LAST 10        | STRENGTH OF | OPP. STRENGTH | TEAM        | ADJ. | CONF.    | ADJ CONF. |
|------------------|----------|-------|-----------|-----------|----------------|-------------|---------------|-------------|------|----------|-----------|
| Average RPI      | Loss:    | 26    | RECORD    | PCT. RANK | GAMES          | SCHEDULE    | OF SCHEDULE   | RPI         | RPI  | RPI      | RPI       |
| DIV. I ONLY      |          | 15- 7 |           | 72        | 6- 4           | 28          | 17            | 28          | 28   | 4        | 4         |
| DIV. I NON-CONF. |          | 9- 3  |           | 61        | 2- 0           | 133         | 26            | 61          | 61   | 3        | 3         |
| -----            |          |       |           |           |                |             |               |             |      |          |           |
| TOTALS           | RPI 1-25 |       | RPI 26-50 |           | W-L RECORDS    | RPI 51-100  |               | RPI 101-999 |      | RPI 201+ |           |
| 15- 7            | 2- 5     |       | 2- 1      |           | OVERALL        | 2- 1        |               | 9- 0        |      | 4- 0     |           |
| 10- 1            | 2- 0     |       | 1- 0      |           | HOME           | 1- 1        |               | 6- 0        |      | 4- 0     |           |
| 4- 4             | 0- 3     |       | 1- 1      |           | AWAY           | 1- 0        |               | 2- 0        |      | 0- 0     |           |
| 1- 2             | 0- 2     |       | 0- 0      |           | NEUTRAL        | 0- 0        |               | 1- 0        |      | 0- 0     |           |
| 9- 3             | 1- 3     |       | 0- 0      |           | NON-CONFERENCE | 1- 0        |               | 7- 0        |      | 4- 0     |           |
| 7- 0             | 1- 0     |       | 0- 0      |           | HOME           | 1- 0        |               | 5- 0        |      | 4- 0     |           |
| 1- 1             | 0- 1     |       | 0- 0      |           | AWAY           | 0- 0        |               | 1- 0        |      | 0- 0     |           |
| 1- 2             | 0- 2     |       | 0- 0      |           | NEUTRAL        | 0- 0        |               | 1- 0        |      | 0- 0     |           |
| 6- 4             | 1- 2     |       | 2- 1      |           | CONFERENCE     | 1- 1        |               | 2- 0        |      | 0- 0     |           |
| 3- 1             | 1- 0     |       | 1- 0      |           | HOME           | 0- 1        |               | 1- 0        |      | 0- 0     |           |
| 3- 3             | 0- 2     |       | 1- 1      |           | AWAY           | 1- 0        |               | 1- 0        |      | 0- 0     |           |
| 0- 0             | 0- 0     |       | 0- 0      |           | NEUTRAL        | 0- 0        |               | 0- 0        |      | 0- 0     |           |

| RPI 1-25                     |   |                 |       | RPI 26-50 |   |                |       | Team's RPI: 28 |   |                |       | RPI 51-100 |   |                |        | RPI 101+ |   |           |       |
|------------------------------|---|-----------------|-------|-----------|---|----------------|-------|----------------|---|----------------|-------|------------|---|----------------|--------|----------|---|-----------|-------|
| RPI                          | S | Opponent        | Score | RPI       | S | Opponent       | Score | RPI            | S | Opponent       | Score | RPI        | S | Opponent       | Score  | RPI      | S | Opponent  | Score |
| 3                            | N | Mississippi St. | 57 65 | 33        | A | Cal i forn i a | 57 42 | 87             | A | Utah           | 83 81 | 127        | A | Col orado      | 72 47  |          |   |           |       |
| 5                            | A | Oregon          | 64 74 | 33        | H | Cal i forn i a | 80 71 | 87             | H | Utah           | 56 58 | 127        | H | Col orado      | 73 59  |          |   |           |       |
| 7                            | A | Florida St.     | 66 77 | 38        | A | Oregon St.     | 54 57 | 100            | H | Arkansas       | 89 43 | 146        | H | Idaho          | 77 33  |          |   |           |       |
| 16                           | N | Green Bay       | 48 61 |           |   |                |       |                |   |                |       | 173        | A | Fresno St.     | 81 49  |          |   |           |       |
| 24                           | H | Buffalo         | 76 57 |           |   |                |       |                |   |                |       | 191        | N | Col umbi a     | 72 48  |          |   |           |       |
| 25                           | A | Stanford        | 50 74 |           |   |                |       |                |   |                |       | 242        | H | UC Ri versi de | 73 48  |          |   |           |       |
| 25                           | H | Stanford        | 73 66 |           |   |                |       |                |   |                |       | 269        | H | Col gate       | 65 54  |          |   |           |       |
|                              |   |                 |       |           |   |                |       |                |   |                |       | 284        | H | Sacramento St. | 106 58 |          |   |           |       |
|                              |   |                 |       |           |   |                |       |                |   |                |       | 316        | H | UTSA           | 74 42  |          |   |           |       |
| -----                        |   |                 |       |           |   |                |       |                |   |                |       |            |   |                |        |          |   |           |       |
| LAST 12 Di vi si on I GAMES: |   |                 |       |           |   |                |       |                |   |                |       |            |   |                |        |          |   |           |       |
| 33                           | A | Cal i forn i a  | 57 42 | 25        | H | Stanford       | 73 66 | 33             | H | Cal i forn i a | 80 71 | 87         | A | Utah           | 83 81  | 127      | H | Col orado | 72 47 |
| 25                           | A | Stanford        | 50 74 | 127       | H | Col orado      | 73 59 | 5              | A | Oregon         | 64 74 | 100        | H | Arkansas       | 89 43  | 146      | H | I daho    | 77 33 |
| 87                           | H | Utah            | 56 58 | 38        | A | Oregon St.     | 54 57 |                |   |                |       |            |   |                |        |          |   |           |       |

Non-Di v I Games:

Ari zona St.



|                   |          |           |                |            |             |               |      |      |       |           |
|-------------------|----------|-----------|----------------|------------|-------------|---------------|------|------|-------|-----------|
| Average RPI Win:  | 339      | WON-LOST  | WINNING        | LAST 10    | STRENGTH OF | OPP. STRENGTH | TEAM | ADJ. | CONF. | ADJ CONF. |
| Average RPI Loss: | 213      | RECORD    | PCT. RANK      | GAMES      | SCHEDULE    | OF SCHEDULE   | RPI  | RPI  | RPI   | RPI       |
| DIV. I ONLY       | 1- 16    | 341       | 1- 9           | 297        | 328         | 341           | 341  | 32   | 32    |           |
| DIV. I NON-CONF.  | 0- 8     | 337       | 0- 3           | 123        | 137         | 317           | 317  | 32   | 32    |           |
| -----             |          |           |                |            |             |               |      |      |       |           |
| TOTALS            | RPI 1-25 | RPI 26-50 | W-L RECORDS    | RPI 51-100 | RPI 101-999 | RPI 201+      |      |      |       |           |
| 1- 16             | 0- 0     | 0- 2      | OVERALL        | 0- 1       | 1- 13       | 1- 11         |      |      |       |           |
| 0- 4              | 0- 0     | 0- 0      | HOME           | 0- 0       | 0- 4        | 0- 3          |      |      |       |           |
| 1- 10             | 0- 0     | 0- 0      | AWAY           | 0- 0       | 1- 0        | 1- 0          |      |      |       |           |
| 0- 2              | 0- 0     | 0- 0      | NEUTRAL        | 0- 0       | 0- 2        | 0- 2          |      |      |       |           |
| 0- 8              | 0- 0     | 0- 2      | NON-CONFERENCE | 0- 1       | 0- 5        | 0- 4          |      |      |       |           |
| 0- 0              | 0- 0     | 0- 0      | HOME           | 0- 0       | 0- 0        | 0- 0          |      |      |       |           |
| 0- 6              | 0- 0     | 0- 2      | AWAY           | 0- 1       | 0- 3        | 0- 2          |      |      |       |           |
| 0- 2              | 0- 0     | 0- 0      | NEUTRAL        | 0- 0       | 0- 2        | 0- 2          |      |      |       |           |
| 1- 8              | 0- 0     | 0- 0      | CONFERENCE     | 0- 0       | 1- 8        | 1- 7          |      |      |       |           |
| 0- 4              | 0- 0     | 0- 0      | HOME           | 0- 0       | 0- 4        | 0- 3          |      |      |       |           |
| 1- 4              | 0- 0     | 0- 0      | AWAY           | 0- 0       | 1- 4        | 1- 4          |      |      |       |           |
| 0- 0              | 0- 0     | 0- 0      | NEUTRAL        | 0- 0       | 0- 0        | 0- 0          |      |      |       |           |

| RPI                       | S | Opponent       | Score | RPI | S | Opponent         | Score | RPI | S | Opponent       | Score | RPI | S | Opponent         | Score | Team's RPI: 341 |
|---------------------------|---|----------------|-------|-----|---|------------------|-------|-----|---|----------------|-------|-----|---|------------------|-------|-----------------|
| 26                        | A | Iowa           | 45 85 | 56  | A | Nebraska         | 52 73 | 162 | A | Tulsa          | 37 87 | 187 | H | Southern U.      | 52 71 |                 |
| 41                        | A | Dayton         | 43 81 |     |   |                  |       | 206 | N | Oakland        | 37 69 | 232 | A | Texas Tech       | 47 74 |                 |
|                           |   |                |       |     |   |                  |       | 241 | A | Texas Southern | 52 58 | 247 | A | Austin Peay      | 61 97 |                 |
|                           |   |                |       |     |   |                  |       | 254 | H | Grambling      | 57 66 | 270 | H | Alcorn           | 77 80 |                 |
|                           |   |                |       |     |   |                  |       | 281 | N | Towson         | 44 70 | 282 | A | Prairie View     | 52 64 |                 |
|                           |   |                |       |     |   |                  |       | 296 | A | Alabama A&M    | 49 52 | 308 | H | Jackson St.      | 54 60 |                 |
|                           |   |                |       |     |   |                  |       | 312 | A | Alabama St.    | 54 63 | 339 | A | Mississippi Val. | 64 59 |                 |
| -----                     |   |                |       |     |   |                  |       |     |   |                |       |     |   |                  |       |                 |
| LAST 12 Division I GAMES: |   |                |       |     |   |                  |       |     |   |                |       |     |   |                  |       |                 |
| 308                       | H | Jackson St.    | 54 60 | 312 | A | Alabama St.      | 54 63 | 206 | N | Oakland        | 37 69 | 281 | N | Towson           | 44 70 |                 |
| 254                       | H | Grambling      | 57 66 | 296 | A | Alabama A&M      | 49 52 | 26  | A | Iowa           | 45 85 |     |   |                  |       |                 |
| 241                       | A | Texas Southern | 52 58 | 339 | A | Mississippi Val. | 64 59 |     |   |                |       |     |   |                  |       |                 |
| 282                       | A | Prairie View   | 52 64 |     |   |                  |       |     |   |                |       |     |   |                  |       |                 |
| 270                       | H | Alcorn         | 77 80 |     |   |                  |       |     |   |                |       |     |   |                  |       |                 |
| 187                       | H | Southern U.    | 52 71 |     |   |                  |       |     |   |                |       |     |   |                  |       |                 |

Non-Div I Games: Tougalo 71 51 Philander Smith 81 73

Ark. -Pine Bluff

Loss, 
Non-Conf, S Site, H Home
A Away 
N Neutral



|                   |          |           |                |            |             |               |      |      |       |           |
|-------------------|----------|-----------|----------------|------------|-------------|---------------|------|------|-------|-----------|
| Average RPI Win:  | 199      | WON-LOST  | WINNING        | LAST 10    | STRENGTH OF | OPP. STRENGTH | TEAM | ADJ. | CONF. | ADJ CONF. |
| Average RPI Loss: | 67       | RECORD    | PCT. RANK      | GAMES      | SCHEDULE    | OF SCHEDULE   | RPI  | RPI  | RPI   | RPI       |
| DIV. I ONLY       | 11- 11   | 165       | 3- 7           | 45         | 83          | 100           | 100  | 2    | 2     |           |
| DIV. I NON-CONF.  | 9- 4     | 82        | 2- 1           | 152        | 200         | 76            | 76   | 2    | 2     |           |
| -----             |          |           |                |            |             |               |      |      |       |           |
| TOTALS            | RPI 1-25 | RPI 26-50 | W-L RECORDS    | RPI 51-100 | RPI 101-999 | RPI 201+      |      |      |       |           |
| 11- 11            | 0- 4     | 0- 1      | OVERALL        | 0- 3       | 11- 3       | 5- 0          |      |      |       |           |
| 8- 3              | 0- 0     | 0- 0      | HOME           | 0- 2       | 8- 1        | 4- 0          |      |      |       |           |
| 2- 8              | 0- 4     | 0- 1      | AWAY           | 0- 1       | 2- 2        | 0- 0          |      |      |       |           |
| 1- 0              | 0- 0     | 0- 0      | NEUTRAL        | 0- 0       | 1- 0        | 1- 0          |      |      |       |           |
| 9- 4              | 0- 0     | 0- 1      | NON-CONFERENCE | 0- 1       | 9- 2        | 5- 0          |      |      |       |           |
| 7- 0              | 0- 0     | 0- 0      | HOME           | 0- 0       | 7- 0        | 4- 0          |      |      |       |           |
| 1- 4              | 0- 0     | 0- 1      | AWAY           | 0- 1       | 1- 2        | 0- 0          |      |      |       |           |
| 1- 0              | 0- 0     | 0- 0      | NEUTRAL        | 0- 0       | 1- 0        | 1- 0          |      |      |       |           |
| 2- 7              | 0- 4     | 0- 0      | CONFERENCE     | 0- 2       | 2- 1        | 0- 0          |      |      |       |           |
| 1- 3              | 0- 0     | 0- 0      | HOME           | 0- 2       | 1- 1        | 0- 0          |      |      |       |           |
| 1- 4              | 0- 4     | 0- 0      | AWAY           | 0- 0       | 1- 0        | 0- 0          |      |      |       |           |
| 0- 0              | 0- 0     | 0- 0      | NEUTRAL        | 0- 0       | 0- 0        | 0- 0          |      |      |       |           |

| RPI 1-25                  |   |                 |        | RPI 26-50 |   |             |       | RPI 51-100 |   |                 |        | Team's RPI: 100 |   |                   |       | RPI 101+ |   |          |       |
|---------------------------|---|-----------------|--------|-----------|---|-------------|-------|------------|---|-----------------|--------|-----------------|---|-------------------|-------|----------|---|----------|-------|
| RPI                       | S | Opponent        | Score  | RPI       | S | Opponent    | Score | RPI        | S | Opponent        | Score  | RPI             | S | Opponent          | Score | RPI      | S | Opponent | Score |
| 3                         | A | Mississippi St. | 69 111 | 28        | A | Arizona St. | 43 89 | 56         | A | Nebraska        | 69 80  | 105             | A | Auburn            | 68 58 |          |   |          |       |
| 15                        | A | Missouri        | 54 88  |           |   |             |       | 85         | H | Alabama         | 76 83  | 115             | A | UTEP              | 61 64 |          |   |          |       |
| 17                        | A | Georgia         | 65 78  |           |   |             |       | 98         | H | Kentucky        | 65 76  | 120             | H | Ole Miss          | 73 72 |          |   |          |       |
| 19                        | A | South Carolina  | 42 90  |           |   |             |       |            |   |                 |        | 134             | A | Kansas            | 60 71 |          |   |          |       |
|                           |   |                 |        |           |   |             |       |            |   |                 |        | 162             | H | Tulsa             | 67 41 |          |   |          |       |
|                           |   |                 |        |           |   |             |       |            |   |                 |        | 172             | H | Florida           | 51 65 |          |   |          |       |
|                           |   |                 |        |           |   |             |       |            |   |                 |        | 174             | H | Charlotte         | 73 72 |          |   |          |       |
|                           |   |                 |        |           |   |             |       |            |   |                 |        | 184             | H | Samford           | 84 63 |          |   |          |       |
|                           |   |                 |        |           |   |             |       |            |   |                 |        | 194             | A | Oral Roberts      | 77 66 |          |   |          |       |
|                           |   |                 |        |           |   |             |       |            |   |                 |        | 208             | H | UT Arlington      | 91 57 |          |   |          |       |
|                           |   |                 |        |           |   |             |       |            |   |                 |        | 218             | H | Abilene Christian | 79 65 |          |   |          |       |
|                           |   |                 |        |           |   |             |       |            |   |                 |        | 248             | N | New Mexico St.    | 69 60 |          |   |          |       |
|                           |   |                 |        |           |   |             |       |            |   |                 |        | 254             | H | Grambling         | 79 62 |          |   |          |       |
|                           |   |                 |        |           |   |             |       |            |   |                 |        | 327             | H | Sam Houston St.   | 65 54 |          |   |          |       |
| LAST 12 Division I GAMES: |   |                 |        |           |   |             |       |            |   |                 |        |                 |   |                   |       |          |   |          |       |
| 98                        | H | Kentucky        | 65 76  | 85        | H | Alabama     | 76 83 | 3          | A | Mississippi St. | 69 111 | 120             | H | Ole Miss          | 73 72 |          |   |          |       |
| 19                        | A | South Carolina  | 42 90  |           |   |             |       | 254        | H | Grambling       | 79 62  | 28              | A | Arizona St.       | 43 89 |          |   |          |       |
| 15                        | A | Missouri        | 54 88  |           |   |             |       | 208        | H | UT Arlington    | 91 57  |                 |   |                   |       |          |   |          |       |
| 172                       | H | Florida         | 51 65  |           |   |             |       |            |   |                 |        |                 |   |                   |       |          |   |          |       |
| 105                       | A | Auburn          | 68 58  |           |   |             |       |            |   |                 |        |                 |   |                   |       |          |   |          |       |
| 17                        | A | Georgia         | 65 78  |           |   |             |       |            |   |                 |        |                 |   |                   |       |          |   |          |       |

Non-Div I Games:

Arkansas

Loss, 
Non-Conf, 
S Site, 
H Home
A Away 
N Neutral



|                   |          |           |                |            |             |               |      |      |       |           |
|-------------------|----------|-----------|----------------|------------|-------------|---------------|------|------|-------|-----------|
| Average RPI Win:  | 260      | WON-LOST  | WINNING        | LAST 10    | STRENGTH OF | OPP. STRENGTH | TEAM | ADJ. | CONF. | ADJ CONF. |
| Average RPI Loss: | 130      | RECORD    | PCT. RANK      | GAMES      | SCHEDULE    | OF SCHEDULE   | RPI  | RPI  | RPI   | RPI       |
| DIV. I ONLY       | 11- 10   | 158       | 6- 4           | 282        | 167         | 210           | 210  | 23   | 23    |           |
| DIV. I NON-CONF.  | 5- 6     | 187       | 1- 1           | 167        | 97          | 163           | 163  | 23   | 23    |           |
| -----             |          |           |                |            |             |               |      |      |       |           |
| TOTALS            | RPI 1-25 | RPI 26-50 | W-L RECORDS    | RPI 51-100 | RPI 101-999 | RPI 201+      |      |      |       |           |
| 11- 10            | 0- 0     | 0- 1      | OVERALL        | 0- 2       | 11- 7       | 9- 1          |      |      |       |           |
| 7- 3              | 0- 0     | 0- 0      | HOME           | 0- 1       | 7- 2        | 6- 0          |      |      |       |           |
| 4- 7              | 0- 0     | 0- 1      | AWAY           | 0- 1       | 4- 5        | 3- 1          |      |      |       |           |
| 0- 0              | 0- 0     | 0- 0      | NEUTRAL        | 0- 0       | 0- 0        | 0- 0          |      |      |       |           |
| 5- 6              | 0- 0     | 0- 1      | NON-CONFERENCE | 0- 2       | 5- 3        | 3- 0          |      |      |       |           |
| 4- 1              | 0- 0     | 0- 0      | HOME           | 0- 1       | 4- 0        | 3- 0          |      |      |       |           |
| 1- 5              | 0- 0     | 0- 1      | AWAY           | 0- 1       | 1- 3        | 0- 0          |      |      |       |           |
| 0- 0              | 0- 0     | 0- 0      | NEUTRAL        | 0- 0       | 0- 0        | 0- 0          |      |      |       |           |
| 6- 4              | 0- 0     | 0- 0      | CONFERENCE     | 0- 0       | 6- 4        | 6- 1          |      |      |       |           |
| 3- 2              | 0- 0     | 0- 0      | HOME           | 0- 0       | 3- 2        | 3- 0          |      |      |       |           |
| 3- 2              | 0- 0     | 0- 0      | AWAY           | 0- 0       | 3- 2        | 3- 1          |      |      |       |           |
| 0- 0              | 0- 0     | 0- 0      | NEUTRAL        | 0- 0       | 0- 0        | 0- 0          |      |      |       |           |

| RPI                       | S | Opponent        | Score | RPI | S | Opponent     | Score | RPI | S | Opponent      | Score | RPI | S | Opponent        | Score | Team's RPI: 210 |
|---------------------------|---|-----------------|-------|-----|---|--------------|-------|-----|---|---------------|-------|-----|---|-----------------|-------|-----------------|
| 29                        | A | South Fla.      | 55 98 | 72  | A | Indiana      | 51 93 | 115 | H | UTEP          | 76 73 | 120 | A | Ole Miss        | 48 74 |                 |
|                           |   |                 |       | 76  | H | Belmont      | 52 83 | 122 | A | Little Rock   | 43 53 | 140 | A | Pittsburgh      | 47 87 |                 |
|                           |   |                 |       |     |   |              |       | 149 | H | Texas St.     | 55 67 | 159 | H | Louisiana       | 75 77 |                 |
|                           |   |                 |       |     |   |              |       | 162 | A | Tulsa         | 58 68 | 172 | A | Florida         | 70 69 |                 |
|                           |   |                 |       |     |   |              |       | 208 | H | UT Arlington  | 85 80 | 219 | H | UT Martin       | 84 73 |                 |
|                           |   |                 |       |     |   |              |       | 254 | H | Grambling     | 76 56 | 271 | A | Appalachian St. | 66 68 |                 |
|                           |   |                 |       |     |   |              |       | 273 | A | Coastal Caro. | 70 63 | 315 | A | Georgia St.     | 75 58 |                 |
|                           |   |                 |       |     |   |              |       | 315 | H | Georgia St.   | 76 63 | 321 | A | Ga. Southern    | 71 62 |                 |
|                           |   |                 |       |     |   |              |       | 329 | H | La.-Monroe    | 76 62 | 340 | H | Tennessee St.   | 68 62 |                 |
| LAST 12 Division I GAMES: |   |                 |       |     |   |              |       |     |   |               |       |     |   |                 |       |                 |
| 315                       | H | Georgia St.     | 76 63 | 315 | A | Georgia St.  | 75 58 |     |   |               |       |     |   |                 |       |                 |
| 271                       | A | Appalachian St. | 66 68 | 321 | A | Ga. Southern | 71 62 |     |   |               |       |     |   |                 |       |                 |
| 273                       | A | Coastal Caro.   | 70 63 | 159 | H | Louisiana    | 75 77 |     |   |               |       |     |   |                 |       |                 |
| 122                       | A | Little Rock     | 43 53 | 329 | H | La.-Monroe   | 76 62 |     |   |               |       |     |   |                 |       |                 |
| 208                       | H | UT Arlington    | 85 80 | 162 | A | Tulsa        | 58 68 |     |   |               |       |     |   |                 |       |                 |
| 149                       | H | Texas St.       | 55 67 | 254 | H | Grambling    | 76 56 |     |   |               |       |     |   |                 |       |                 |

Non-Div I Games:

Arkansas St.



|                   |          |           |                |            |             |               |      |      |       |           |
|-------------------|----------|-----------|----------------|------------|-------------|---------------|------|------|-------|-----------|
| Average RPI Win:  | 230      | WON-LOST  | WINNING        | LAST 10    | STRENGTH OF | OPP. STRENGTH | TEAM | ADJ. | CONF. | ADJ CONF. |
| Average RPI Loss: | 156      | RECORD    | PCT. RANK      | GAMES      | SCHEDULE    | OF SCHEDULE   | RPI  | RPI  | RPI   | RPI       |
| DIV. I ONLY       | 10- 10   | 165       | 4- 6           | 203        | 225         | 188           | 188  | 15   | 15    |           |
| DIV. I NON-CONF.  | 6- 4     | 122       | 0- 1           | 227        | 298         | 151           | 151  | 18   | 18    |           |
| -----             |          |           |                |            |             |               |      |      |       |           |
| TOTALS            | RPI 1-25 | RPI 26-50 | W-L RECORDS    | RPI 51-100 | RPI 101-999 | RPI 201+      |      |      |       |           |
| 10- 10            | 0- 1     | 0- 0      | OVERALL        | 0- 2       | 10- 7       | 7- 3          |      |      |       |           |
| 5- 4              | 0- 0     | 0- 0      | HOME           | 0- 1       | 5- 3        | 3- 1          |      |      |       |           |
| 5- 6              | 0- 1     | 0- 0      | AWAY           | 0- 1       | 5- 4        | 4- 2          |      |      |       |           |
| 0- 0              | 0- 0     | 0- 0      | NEUTRAL        | 0- 0       | 0- 0        | 0- 0          |      |      |       |           |
| 6- 4              | 0- 1     | 0- 0      | NON-CONFERENCE | 0- 0       | 6- 3        | 3- 2          |      |      |       |           |
| 4- 1              | 0- 0     | 0- 0      | HOME           | 0- 0       | 4- 1        | 2- 0          |      |      |       |           |
| 2- 3              | 0- 1     | 0- 0      | AWAY           | 0- 0       | 2- 2        | 1- 2          |      |      |       |           |
| 0- 0              | 0- 0     | 0- 0      | NEUTRAL        | 0- 0       | 0- 0        | 0- 0          |      |      |       |           |
| 4- 6              | 0- 0     | 0- 0      | CONFERENCE     | 0- 2       | 4- 4        | 4- 1          |      |      |       |           |
| 1- 3              | 0- 0     | 0- 0      | HOME           | 0- 1       | 1- 2        | 1- 1          |      |      |       |           |
| 3- 3              | 0- 0     | 0- 0      | AWAY           | 0- 1       | 3- 2        | 3- 0          |      |      |       |           |
| 0- 0              | 0- 0     | 0- 0      | NEUTRAL        | 0- 0       | 0- 0        | 0- 0          |      |      |       |           |

| RPI 1-25                  |   |                 |       | RPI 26-50 |   |                 |       | RPI 51-100 |   |           |       | RPI 101+ Team's RPI: 188 |   |                      |       |
|---------------------------|---|-----------------|-------|-----------|---|-----------------|-------|------------|---|-----------|-------|--------------------------|---|----------------------|-------|
| RPI                       | S | Opponent        | Score | RPI       | S | Opponent        | Score | RPI        | S | Opponent  | Score | RPI                      | S | Opponent             | Score |
| 21                        | A | Marquette       | 53 83 |           |   |                 |       | 71         | H | American  | 46 64 | 106                      | H | Dartmouth            | 71 56 |
|                           |   |                 |       |           |   |                 |       | 83         | A | Navy      | 44 70 | 117                      | A | Yale                 | 82 65 |
|                           |   |                 |       |           |   |                 |       |            |   |           |       | 119                      | H | Delaware             | 59 70 |
|                           |   |                 |       |           |   |                 |       |            |   |           |       | 141                      | A | Bucknell             | 36 60 |
|                           |   |                 |       |           |   |                 |       |            |   |           |       | 157                      | H | Binghamton           | 73 61 |
|                           |   |                 |       |           |   |                 |       |            |   |           |       | 170                      | A | Lehigh               | 55 59 |
|                           |   |                 |       |           |   |                 |       |            |   |           |       | 190                      | H | Boston U.            | 59 60 |
|                           |   |                 |       |           |   |                 |       |            |   |           |       | 224                      | H | Holy Cross           | 62 70 |
|                           |   |                 |       |           |   |                 |       |            |   |           |       | 237                      | A | Lafayette            | 65 60 |
|                           |   |                 |       |           |   |                 |       |            |   |           |       | 240                      | A | Loyola Maryland      | 69 62 |
|                           |   |                 |       |           |   |                 |       |            |   |           |       | 240                      | H | Loyola Maryland      | 62 47 |
|                           |   |                 |       |           |   |                 |       |            |   |           |       | 265                      | A | Fairleigh Dickinson  | 56 58 |
|                           |   |                 |       |           |   |                 |       |            |   |           |       | 269                      | A | Colgate              | 62 54 |
|                           |   |                 |       |           |   |                 |       |            |   |           |       | 272                      | H | LIU Brooklyn         | 71 37 |
|                           |   |                 |       |           |   |                 |       |            |   |           |       | 279                      | A | St. Francis Brooklyn | 52 73 |
|                           |   |                 |       |           |   |                 |       |            |   |           |       | 320                      | A | Air Force            | 65 59 |
|                           |   |                 |       |           |   |                 |       |            |   |           |       | 344                      | H | NJIT                 | 79 49 |
| -----                     |   |                 |       |           |   |                 |       |            |   |           |       |                          |   |                      |       |
| LAST 12 Division I GAMES: |   |                 |       |           |   |                 |       |            |   |           |       |                          |   |                      |       |
| 240                       | H | Loyola Maryland | 62 47 | 71        | H | American        | 46 64 | 141        | A | Bucknell  | 36 60 |                          |   |                      |       |
| 269                       | A | Colgate         | 62 54 | 240       | A | Loyola Maryland | 69 62 | 190        | H | Boston U. | 59 60 |                          |   |                      |       |
| 170                       | A | Lehigh          | 55 59 | 21        | A | Marquette       | 53 83 |            |   |           |       |                          |   |                      |       |
| 224                       | H | Holy Cross      | 62 70 | 119       | H | Delaware        | 59 70 |            |   |           |       |                          |   |                      |       |
| 83                        | A | Navy            | 44 70 |           |   |                 |       |            |   |           |       |                          |   |                      |       |
| 237                       | A | Lafayette       | 65 60 |           |   |                 |       |            |   |           |       |                          |   |                      |       |

Non-Div I Games: St. Joseph's (Brklyn) 107 46

Army West Point

■ Loss, 
 ■ Non-Conf, 
 ■ S Site, 
 ■ Home 
 ■ A Away 
 N Neutral



|                   |          |           |                |            |             |               |      |      |       |           |
|-------------------|----------|-----------|----------------|------------|-------------|---------------|------|------|-------|-----------|
| Average RPI Win:  | 182      | WON-LOST  | WINNING        | LAST 10    | STRENGTH OF | OPP. STRENGTH | TEAM | ADJ. | CONF. | ADJ CONF. |
| Average RPI Loss: | 62       | RECORD    | PCT. RANK      | GAMES      | SCHEDULE    | OF SCHEDULE   | RPI  | RPI  | RPI   | RPI       |
| DIV. I ONLY       | 10- 10   | 165       | 2- 7           | 62         | 50          | 105           | 105  | 2    | 2     |           |
| DIV. I NON-CONF.  | 8- 3     | 65        | 2- 0           | 220        | 131         | 94            | 94   | 2    | 2     |           |
| -----             |          |           |                |            |             |               |      |      |       |           |
| TOTALS            | RPI 1-25 | RPI 26-50 | W-L RECORDS    | RPI 51-100 | RPI 101-999 | RPI 201+      |      |      |       |           |
| 10- 10            | 0- 4     | 0- 1      | OVERALL        | 2- 4       | 8- 1        | 3- 0          |      |      |       |           |
| 7- 2              | 0- 1     | 0- 0      | HOME           | 1- 1       | 6- 0        | 3- 0          |      |      |       |           |
| 2- 6              | 0- 3     | 0- 1      | AWAY           | 1- 2       | 1- 0        | 0- 0          |      |      |       |           |
| 1- 2              | 0- 0     | 0- 0      | NEUTRAL        | 0- 1       | 1- 1        | 0- 0          |      |      |       |           |
| 8- 3              | 0- 0     | 0- 0      | NON-CONFERENCE | 1- 2       | 7- 1        | 3- 0          |      |      |       |           |
| 5- 0              | 0- 0     | 0- 0      | HOME           | 0- 0       | 5- 0        | 3- 0          |      |      |       |           |
| 2- 1              | 0- 0     | 0- 0      | AWAY           | 1- 1       | 1- 0        | 0- 0          |      |      |       |           |
| 1- 2              | 0- 0     | 0- 0      | NEUTRAL        | 0- 1       | 1- 1        | 0- 0          |      |      |       |           |
| 2- 7              | 0- 4     | 0- 1      | CONFERENCE     | 1- 2       | 1- 0        | 0- 0          |      |      |       |           |
| 2- 2              | 0- 1     | 0- 0      | HOME           | 1- 1       | 1- 0        | 0- 0          |      |      |       |           |
| 0- 5              | 0- 3     | 0- 1      | AWAY           | 0- 1       | 0- 0        | 0- 0          |      |      |       |           |
| 0- 0              | 0- 0     | 0- 0      | NEUTRAL        | 0- 0       | 0- 0        | 0- 0          |      |      |       |           |

| RPI 1-25                  |   |                |       | RPI 26-50 |   |                  |       | RPI 51-100 |   |               |       | RPI 101+ |   |                  |       | Team's RPI: 105 |
|---------------------------|---|----------------|-------|-----------|---|------------------|-------|------------|---|---------------|-------|----------|---|------------------|-------|-----------------|
| RPI                       | S | Opponent       | Score | RPI       | S | Opponent         | Score | RPI        | S | Opponent      | Score | RPI      | S | Opponent         | Score |                 |
| 9                         | A | Tennessee      | 59 70 | 27        | A | LSU              | 56 59 | 64         | A | Virginia Tech | 63 72 | 124      | N | Georgetown       | 60 40 |                 |
| 12                        | H | Texas A&M      | 73 82 |           |   |                  |       | 72         | A | Indiana       | 65 53 | 159      | A | Louisiana        | 70 60 |                 |
| 17                        | A | Georgia        | 48 60 |           |   |                  |       | 85         | H | Alabama       | 69 60 | 172      | H | Florida          | 84 55 |                 |
| 19                        | A | South Carolina | 63 71 |           |   |                  |       | 94         | N | Chattanooga   | 41 50 | 177      | N | Northwestern     | 48 49 |                 |
|                           |   |                |       |           |   |                  |       | 98         | A | Kentucky      | 48 65 | 187      | H | Southern U.      | 65 47 |                 |
|                           |   |                |       |           |   |                  |       | 100        | H | Arkansas      | 58 68 | 189      | H | Louisiana Tech   | 75 59 |                 |
|                           |   |                |       |           |   |                  |       |            |   |               |       | 212      | H | N.C. A&T         | 63 53 |                 |
|                           |   |                |       |           |   |                  |       |            |   |               |       | 295      | H | Southeastern La. | 80 46 |                 |
|                           |   |                |       |           |   |                  |       |            |   |               |       | 329      | H | La.-Monroe       | 67 41 |                 |
| LAST 12 Division I GAMES: |   |                |       |           |   |                  |       |            |   |               |       |          |   |                  |       |                 |
| 98                        | A | Kentucky       | 48 65 | 12        | H | Texas A&M        | 73 82 |            |   |               |       |          |   |                  |       |                 |
| 85                        | H | Alabama        | 69 60 | 9         | A | Tennessee        | 59 70 |            |   |               |       |          |   |                  |       |                 |
| 17                        | A | Georgia        | 48 60 | 172       | H | Florida          | 84 55 |            |   |               |       |          |   |                  |       |                 |
| 27                        | A | LSU            | 56 59 | 295       | H | Southeastern La. | 80 46 |            |   |               |       |          |   |                  |       |                 |
| 100                       | H | Arkansas       | 58 68 | 187       | H | Southern U.      | 65 47 |            |   |               |       |          |   |                  |       |                 |
| 19                        | A | South Carolina | 63 71 | 159       | A | Louisiana        | 70 60 |            |   |               |       |          |   |                  |       |                 |

Non-Div I Games: Xavier (LA) 70 44

Auburn



|                   |          |           |                |            |             |               |      |      |       |           |
|-------------------|----------|-----------|----------------|------------|-------------|---------------|------|------|-------|-----------|
| Average RPI Win:  | 289      | WON-LOST  | WINNING        | LAST 10    | STRENGTH OF | OPP. STRENGTH | TEAM | ADJ. | CONF. | ADJ CONF. |
| Average RPI Loss: | 159      | RECORD    | PCT. RANK      | GAMES      | SCHEDULE    | OF SCHEDULE   | RPI  | RPI  | RPI   | RPI       |
| DIV. I ONLY       | 10- 10   | 165       | 5- 5           | 319        | 295         | 247           | 247  | 26   | 26    |           |
| DIV. I NON-CONF.  | 5- 4     | 146       | 0- 1           | 326        | 274         | 220           | 220  | 27   | 27    |           |
| -----             |          |           |                |            |             |               |      |      |       |           |
| TOTALS            | RPI 1-25 | RPI 26-50 | W-L RECORDS    | RPI 51-100 | RPI 101-999 | RPI 201+      |      |      |       |           |
| 10- 10            | 0- 0     | 0- 1      | OVERALL        | 0- 2       | 10- 7       | 9- 3          |      |      |       |           |
| 6- 3              | 0- 0     | 0- 0      | HOME           | 0- 0       | 6- 3        | 5- 1          |      |      |       |           |
| 4- 7              | 0- 0     | 0- 0      | AWAY           | 0- 1       | 4- 1        | 4- 0          |      |      |       |           |
| 0- 0              | 0- 0     | 0- 0      | NEUTRAL        | 0- 0       | 0- 0        | 0- 0          |      |      |       |           |
| 5- 4              | 0- 0     | 0- 1      | NON-CONFERENCE | 0- 1       | 5- 2        | 5- 0          |      |      |       |           |
| 2- 1              | 0- 0     | 0- 0      | HOME           | 0- 0       | 2- 1        | 2- 0          |      |      |       |           |
| 3- 3              | 0- 0     | 0- 1      | AWAY           | 0- 1       | 3- 1        | 3- 0          |      |      |       |           |
| 0- 0              | 0- 0     | 0- 0      | NEUTRAL        | 0- 0       | 0- 0        | 0- 0          |      |      |       |           |
| 5- 6              | 0- 0     | 0- 0      | CONFERENCE     | 0- 1       | 5- 5        | 4- 3          |      |      |       |           |
| 4- 2              | 0- 0     | 0- 0      | HOME           | 0- 0       | 4- 2        | 3- 1          |      |      |       |           |
| 1- 4              | 0- 0     | 0- 0      | AWAY           | 0- 1       | 1- 3        | 1- 2          |      |      |       |           |
| 0- 0              | 0- 0     | 0- 0      | NEUTRAL        | 0- 0       | 0- 0        | 0- 0          |      |      |       |           |

| RPI 1-25                     | RPI 26-50                    | RPI 51-100           | RPI 101+                     | Team's RPI: 247 |
|------------------------------|------------------------------|----------------------|------------------------------|-----------------|
| RPI S Opponent Score         | RPI S Opponent Score         | RPI S Opponent Score | RPI S Opponent Score         |                 |
|                              | 34  Ball St. 57  89          | 76  Belmont 75  78   | 116  Western Ill. 68  81     |                 |
|                              |                              | 88  Butler 54  75    | 150  SIUE 38  61             |                 |
|                              |                              |                      | 166  Jacksonville St. 47  65 |                 |
|                              |                              |                      | 195  Illinois 47  59         |                 |
|                              |                              |                      | 200  Southeast Mo. St. 66 65 |                 |
|                              |                              |                      | 219  UT Martin 66  100       |                 |
|                              |                              |                      | 219  UT Martin 69 62         |                 |
|                              |                              |                      | 220  Morehead St. 59  66     |                 |
|                              |                              |                      | 251  Lipscomb 71 63          |                 |
|                              |                              |                      | 257  Northern Ky. 53 52      |                 |
|                              |                              |                      | 291  Eastern Ky. 59 45       |                 |
|                              |                              |                      | 296  Alabama A&M 55 52       |                 |
|                              |                              |                      | 330  Tennessee Tech 59  63   |                 |
|                              |                              |                      | 340  Tennessee St. 75 59     |                 |
|                              |                              |                      | 341  Ark. -Pine Bluff 97 61  |                 |
|                              |                              |                      | 345  Eastern Ill. 69 59      |                 |
|                              |                              |                      | 347  Evansville 82 73        |                 |
| LAST 12 Division I GAMES:    |                              |                      |                              |                 |
| 219  UT Martin 66  100       | 330  Tennessee Tech 59  63   |                      |                              |                 |
| 220  Morehead St. 59  66     | 200  Southeast Mo. St. 66 65 |                      |                              |                 |
| 291  Eastern Ky. 59 45       | 219  UT Martin 69 62         |                      |                              |                 |
| 76  Belmont 75  78           | 345  Eastern Ill. 69 59      |                      |                              |                 |
| 340  Tennessee St. 75 59     | 150  SIUE 38  61             |                      |                              |                 |
| 166  Jacksonville St. 47  65 | 34  Ball St. 57  89          |                      |                              |                 |

Non-Div I Games: Christian Bros. 73 50 Trevecca Nazarene 80 72

Austin Peay

Loss, Non-Conf, S Site, H Home A Away N Neutral



|                   |          |           |                |            |             |               |      |      |       |           |
|-------------------|----------|-----------|----------------|------------|-------------|---------------|------|------|-------|-----------|
| Average RPI Win:  | 200      | WON-LOST  | WINNING        | LAST 10    | STRENGTH OF | OPP. STRENGTH | TEAM | ADJ. | CONF. | ADJ CONF. |
| Average RPI Loss: | 120      | RECORD    | PCT. RANK      | GAMES      | SCHEDULE    | OF SCHEDULE   | RPI  | RPI  | RPI   | RPI       |
| DIV. I ONLY       | 13- 9    | 124       | 7- 3           | 153        | 120         | 112           | 112  | 12   | 12    |           |
| DIV. I NON-CONF.  | 5- 6     | 187       | 1- 0           | 148        | 112         | 185           | 185  | 11   | 11    |           |
| -----             |          |           |                |            |             |               |      |      |       |           |
| TOTALS            | RPI 1-25 | RPI 26-50 | W-L RECORDS    | RPI 51-100 | RPI 101-999 | RPI 201+      |      |      |       |           |
| 13- 9             | 0- 1     | 0- 2      | OVERALL        | 2- 1       | 11- 5       | 6- 2          |      |      |       |           |
| 9- 2              | 0- 1     | 0- 0      | HOME           | 2- 0       | 7- 1        | 3- 1          |      |      |       |           |
| 4- 7              | 0- 0     | 0- 2      | AWAY           | 0- 1       | 4- 4        | 3- 1          |      |      |       |           |
| 0- 0              | 0- 0     | 0- 0      | NEUTRAL        | 0- 0       | 0- 0        | 0- 0          |      |      |       |           |
| 5- 6              | 0- 1     | 0- 2      | NON-CONFERENCE | 1- 0       | 4- 3        | 3- 1          |      |      |       |           |
| 4- 2              | 0- 1     | 0- 0      | HOME           | 1- 0       | 3- 1        | 2- 1          |      |      |       |           |
| 1- 4              | 0- 0     | 0- 2      | AWAY           | 0- 0       | 1- 2        | 1- 0          |      |      |       |           |
| 0- 0              | 0- 0     | 0- 0      | NEUTRAL        | 0- 0       | 0- 0        | 0- 0          |      |      |       |           |
| 8- 3              | 0- 0     | 0- 0      | CONFERENCE     | 1- 1       | 7- 2        | 3- 1          |      |      |       |           |
| 5- 0              | 0- 0     | 0- 0      | HOME           | 1- 0       | 4- 0        | 1- 0          |      |      |       |           |
| 3- 3              | 0- 0     | 0- 0      | AWAY           | 0- 1       | 3- 2        | 2- 1          |      |      |       |           |
| 0- 0              | 0- 0     | 0- 0      | NEUTRAL        | 0- 0       | 0- 0        | 0- 0          |      |      |       |           |

| RPI 1-25                  |   |                   |       | RPI 26-50 |   |                   |       | RPI 51-100 |   |                   |       | RPI 101+ Team's RPI: 112 |   |                  |       |
|---------------------------|---|-------------------|-------|-----------|---|-------------------|-------|------------|---|-------------------|-------|--------------------------|---|------------------|-------|
| RPI                       | S | Opponent          | Score | RPI       | S | Opponent          | Score | RPI        | S | Opponent          | Score | RPI                      | S | Opponent         | Score |
| 17                        | H | Georgia           | 63 79 | 33        | A | California        | 45 70 | 79         | A | Saint Mary's (CA) | 49 57 | 121                      | A | Colorado St.     | 54 56 |
|                           |   |                   |       | 39        | A | Northern Colo.    | 74 79 | 79         | H | Saint Mary's (CA) | 63 54 | 142                      | A | Washington       | 72 80 |
|                           |   |                   |       |           |   |                   |       | 87         | H | Utah              | 77 68 | 152                      | A | Loyola Marymount | 67 55 |
|                           |   |                   |       |           |   |                   |       |            |   |                   |       | 152                      | H | Loyola Marymount | 62 52 |
|                           |   |                   |       |           |   |                   |       |            |   |                   |       | 153                      | A | Pacific          | 76 83 |
|                           |   |                   |       |           |   |                   |       |            |   |                   |       | 153                      | H | Pacific          | 77 65 |
|                           |   |                   |       |           |   |                   |       |            |   |                   |       | 164                      | H | San Francisco    | 70 66 |
|                           |   |                   |       |           |   |                   |       |            |   |                   |       | 201                      | H | Montana St.      | 75 54 |
|                           |   |                   |       |           |   |                   |       |            |   |                   |       | 203                      | A | Eastern Wash.    | 73 69 |
|                           |   |                   |       |           |   |                   |       |            |   |                   |       | 211                      | A | San Diego        | 69 70 |
|                           |   |                   |       |           |   |                   |       |            |   |                   |       | 231                      | A | Pepperdine       | 73 67 |
|                           |   |                   |       |           |   |                   |       |            |   |                   |       | 263                      | H | Santa Clara      | 65 47 |
|                           |   |                   |       |           |   |                   |       |            |   |                   |       | 289                      | H | Utah St.         | 69 76 |
|                           |   |                   |       |           |   |                   |       |            |   |                   |       | 301                      | H | Utah Valley      | 75 54 |
|                           |   |                   |       |           |   |                   |       |            |   |                   |       | 303                      | H | Southern Utah    | 75 67 |
|                           |   |                   |       |           |   |                   |       |            |   |                   |       | 305                      | A | Portland         | 72 58 |
| -----                     |   |                   |       |           |   |                   |       |            |   |                   |       |                          |   |                  |       |
| LAST 12 Division I GAMES: |   |                   |       |           |   |                   |       |            |   |                   |       |                          |   |                  |       |
| 152                       | H | Loyola Marymount  | 62 52 | 231       | A | Pepperdine        | 73 67 |            |   |                   |       |                          |   |                  |       |
| 153                       | A | Pacific           | 76 83 | 153       | H | Pacific           | 77 65 |            |   |                   |       |                          |   |                  |       |
| 79                        | H | Saint Mary's (CA) | 63 54 | 164       | H | San Francisco     | 70 66 |            |   |                   |       |                          |   |                  |       |
| 211                       | A | San Diego         | 69 70 | 79        | A | Saint Mary's (CA) | 49 57 |            |   |                   |       |                          |   |                  |       |
| 152                       | A | Loyola Marymount  | 67 55 | 305       | A | Portland          | 72 58 |            |   |                   |       |                          |   |                  |       |
| 263                       | H | Santa Clara       | 65 47 | 201       | H | Montana St.       | 75 54 |            |   |                   |       |                          |   |                  |       |

Non-Div I Games:

BYU

Loss, 
Non-Conf, 
S Site, 
H Home
A Away
N Neutral



|                   |          |           |                |            |             |               |      |      |       |           |
|-------------------|----------|-----------|----------------|------------|-------------|---------------|------|------|-------|-----------|
| Average RPI Win:  | 160      | WON-LOST  | WINNING        | LAST 10    | STRENGTH OF | OPP. STRENGTH | TEAM | ADJ. | CONF. | ADJ CONF. |
| Average RPI Loss: | 37       | RECORD    | PCT. RANK      | GAMES      | SCHEDULE    | OF SCHEDULE   | RPI  | RPI  | RPI   | RPI       |
| DIV. I ONLY       | 17- 3    | 14        | 7- 3           | 98         | 84          | 34            | 34   | 7    | 7     |           |
| DIV. I NON-CONF.  | 10- 0    | 1         | 2- 0           | 153        | 115         | 16            | 16   | 8    | 8     |           |
| -----             |          |           |                |            |             |               |      |      |       |           |
| TOTALS            | RPI 1-25 | RPI 26-50 | W-L RECORDS    | RPI 51-100 | RPI 101-999 | RPI 201+      |      |      |       |           |
| 17- 3             | 0- 1     | 2- 1      | OVERALL        | 1- 1       | 14- 0       | 5- 0          |      |      |       |           |
| 10- 2             | 0- 1     | 1- 1      | HOME           | 1- 0       | 8- 0        | 3- 0          |      |      |       |           |
| 7- 1              | 0- 0     | 1- 0      | AWAY           | 0- 1       | 6- 0        | 2- 0          |      |      |       |           |
| 0- 0              | 0- 0     | 0- 0      | NEUTRAL        | 0- 0       | 0- 0        | 0- 0          |      |      |       |           |
| 10- 0             | 0- 0     | 2- 0      | NON-CONFERENCE | 1- 0       | 7- 0        | 3- 0          |      |      |       |           |
| 6- 0              | 0- 0     | 1- 0      | HOME           | 1- 0       | 4- 0        | 2- 0          |      |      |       |           |
| 4- 0              | 0- 0     | 1- 0      | AWAY           | 0- 0       | 3- 0        | 1- 0          |      |      |       |           |
| 0- 0              | 0- 0     | 0- 0      | NEUTRAL        | 0- 0       | 0- 0        | 0- 0          |      |      |       |           |
| 7- 3              | 0- 1     | 0- 1      | CONFERENCE     | 0- 1       | 7- 0        | 2- 0          |      |      |       |           |
| 4- 2              | 0- 1     | 0- 1      | HOME           | 0- 0       | 4- 0        | 1- 0          |      |      |       |           |
| 3- 1              | 0- 0     | 0- 0      | AWAY           | 0- 1       | 3- 0        | 1- 0          |      |      |       |           |
| 0- 0              | 0- 0     | 0- 0      | NEUTRAL        | 0- 0       | 0- 0        | 0- 0          |      |      |       |           |

| RPI 1-25 |   |          |       | RPI 26-50 |   |               |       | Team's RPI: 34 |   |                           |       | RPI 51-100    |       |                   |       | RPI 101+ |   |          |       |
|----------|---|----------|-------|-----------|---|---------------|-------|----------------|---|---------------------------|-------|---------------|-------|-------------------|-------|----------|---|----------|-------|
| RPI      | S | Opponent | Score | RPI       | S | Opponent      | Score | RPI            | S | Opponent                  | Score | RPI           | S     | Opponent          | Score | RPI      | S | Opponent | Score |
| 24       | H | Buffalo  | 80 84 | 30        | H | Central Mich. | 65 69 | 58             | A | Toledo                    | 66 72 | 103           | H     | Miami (OH)        | 86 61 |          |   |          |       |
|          |   |          |       | 37        | A | Purdue        | 66 60 | 88             | H | Butler                    | 87 75 | 118           | A     | Vanderbilt        | 88 79 |          |   |          |       |
|          |   |          |       | 46        | H | Western Ky.   | 93 81 |                |   |                           |       | 125           | A     | Kent St.          | 79 58 |          |   |          |       |
|          |   |          |       |           |   |               |       |                |   |                           |       | 128           | H     | Missouri St.      | 70 58 |          |   |          |       |
|          |   |          |       |           |   |               |       |                |   |                           |       | 132           | A     | Cleveland St.     | 76 64 |          |   |          |       |
|          |   |          |       |           |   |               |       |                |   |                           |       | 156           | A     | Bowling Green     | 84 73 |          |   |          |       |
|          |   |          |       |           |   |               |       |                |   |                           |       | 156           | H     | Bowling Green     | 82 41 |          |   |          |       |
|          |   |          |       |           |   |               |       |                |   |                           |       | 161           | H     | Northern Ill.     | 81 72 |          |   |          |       |
|          |   |          |       |           |   |               |       |                |   |                           |       | 200           | H     | Southeast Mo. St. | 69 56 |          |   |          |       |
|          |   |          |       |           |   |               |       |                |   |                           |       | 214           | A     | Akron             | 74 61 |          |   |          |       |
|          |   |          |       |           |   |               |       |                |   |                           |       | 214           | H     | Akron             | 97 65 |          |   |          |       |
|          |   |          |       |           |   |               |       |                |   |                           |       | 247           | H     | Austin Peay       | 89 57 |          |   |          |       |
|          |   |          |       |           |   |               |       |                |   |                           |       | 251           | H     | Lipscomb          | 84 46 |          |   |          |       |
|          |   |          |       |           |   |               |       |                |   |                           |       | 340           | A     | Tennessee St.     | 85 65 |          |   |          |       |
| -----    |   |          |       |           |   |               |       |                |   |                           |       |               |       |                   |       |          |   |          |       |
|          |   |          |       |           |   |               |       |                |   | LAST 12 Division I GAMES: |       |               |       |                   |       |          |   |          |       |
|          |   |          |       | 214       | H | Akron         | 97 65 |                |   | 214                       | A     | Akron         | 74 61 |                   |       |          |   |          |       |
|          |   |          |       | 161       | H | Northern Ill. | 81 72 |                |   | 156                       | A     | Bowling Green | 84 73 |                   |       |          |   |          |       |
|          |   |          |       | 156       | H | Bowling Green | 82 41 |                |   | 103                       | H     | Miami (OH)    | 86 61 |                   |       |          |   |          |       |
|          |   |          |       | 125       | A | Kent St.      | 79 58 |                |   | 30                        | H     | Central Mich. | 65 69 |                   |       |          |   |          |       |
|          |   |          |       | 58        | A | Toledo        | 66 72 |                |   | 46                        | H     | Western Ky.   | 93 81 |                   |       |          |   |          |       |
|          |   |          |       | 24        | H | Buffalo       | 80 84 |                |   | 247                       | H     | Austin Peay   | 89 57 |                   |       |          |   |          |       |

Non-Div I Games: Oakland City 126 55

Ball St.

■ Loss, 
 ■ Non-Conf, 
 ■ S Site, 
 ■ Home 
 ■ A Away 
 N Neutral



|                   |          |           |                |            |             |               |      |      |       |           |
|-------------------|----------|-----------|----------------|------------|-------------|---------------|------|------|-------|-----------|
| Average RPI Win:  | 124      | WON-LOST  | WINNING        | LAST 10    | STRENGTH OF | OPP. STRENGTH | TEAM | ADJ. | CONF. | ADJ CONF. |
| Average RPI Loss: | 10       | RECORD    | PCT. RANK      | GAMES      | SCHEDULE    | OF SCHEDULE   | RPI  | RPI  | RPI   | RPI       |
| DIV. I ONLY       | 20- 1    | 4         | 10- 0          | 59         | 28          | 8             | 8    | 5    | 5     |           |
| DIV. I NON-CONF.  | 10- 1    | 15        | 2- 0           | 100        | 68          | 17            | 17   | 6    | 6     |           |
| -----             |          |           |                |            |             |               |      |      |       |           |
| TOTALS            | RPI 1-25 | RPI 26-50 | W-L RECORDS    | RPI 51-100 | RPI 101-999 | RPI 201+      |      |      |       |           |
| 20- 1             | 2- 1     | 2- 0      | OVERALL        | 6- 0       | 10- 0       | 4- 0          |      |      |       |           |
| 12- 0             | 2- 0     | 0- 0      | HOME           | 4- 0       | 6- 0        | 3- 0          |      |      |       |           |
| 6- 1              | 0- 1     | 2- 0      | AWAY           | 1- 0       | 3- 0        | 1- 0          |      |      |       |           |
| 2- 0              | 0- 0     | 0- 0      | NEUTRAL        | 1- 0       | 1- 0        | 0- 0          |      |      |       |           |
| 10- 1             | 1- 1     | 0- 0      | NON-CONFERENCE | 3- 0       | 6- 0        | 3- 0          |      |      |       |           |
| 7- 0              | 1- 0     | 0- 0      | HOME           | 2- 0       | 4- 0        | 2- 0          |      |      |       |           |
| 1- 1              | 0- 1     | 0- 0      | AWAY           | 0- 0       | 1- 0        | 1- 0          |      |      |       |           |
| 2- 0              | 0- 0     | 0- 0      | NEUTRAL        | 1- 0       | 1- 0        | 0- 0          |      |      |       |           |
| 10- 0             | 1- 0     | 2- 0      | CONFERENCE     | 3- 0       | 4- 0        | 1- 0          |      |      |       |           |
| 5- 0              | 1- 0     | 0- 0      | HOME           | 2- 0       | 2- 0        | 1- 0          |      |      |       |           |
| 5- 0              | 0- 0     | 2- 0      | AWAY           | 1- 0       | 2- 0        | 0- 0          |      |      |       |           |
| 0- 0              | 0- 0     | 0- 0      | NEUTRAL        | 0- 0       | 0- 0        | 0- 0          |      |      |       |           |

| RPI                          | S | Opponent         | Score | RPI | S | Opponent         | Score | RPI | S | Opponent        | Score | RPI | S | Opponent           | Score  |
|------------------------------|---|------------------|-------|-----|---|------------------|-------|-----|---|-----------------|-------|-----|---|--------------------|--------|
| 10                           | A | UCLA             | 68 82 | 36  | A | Okl ahoma        | 74 52 | 59  | H | Okl ahoma St.   | 77 64 | 126 | H | Lamar Uni versi ty | 121 62 |
| 11                           | H | Texas            | 81 56 | 40  | A | West Vi rgi ni a | 83 72 | 74  | N | Georgi a Tech   | 80 57 | 128 | N | Missouri St.       | 100 58 |
| 25                           | H | Stanford         | 81 57 |     |   |                  |       | 77  | A | Kansas St.      | 88 58 | 129 | A | Iowa St.           | 79 50  |
|                              |   |                  |       |     |   |                  |       | 77  | H | Kansas St.      | 75 50 | 129 | H | Iowa St.           | 89 49  |
|                              |   |                  |       |     |   |                  |       | 97  | H | Central Ark.    | 86 55 | 134 | A | Kansas             | 83 48  |
|                              |   |                  |       |     |   |                  |       | 98  | H | Kentucky        | 90 63 | 154 | H | North Dakota       | 105 43 |
|                              |   |                  |       |     |   |                  |       |     |   |                 |       | 232 | H | Texas Tech         | 97 49  |
|                              |   |                  |       |     |   |                  |       |     |   |                 |       | 268 | A | Ni chol l s St.    | 85 43  |
|                              |   |                  |       |     |   |                  |       |     |   |                 |       | 286 | H | McNeese            | 95 34  |
|                              |   |                  |       |     |   |                  |       |     |   |                 |       | 302 | H | Coppi n St.        | 100 54 |
| -----                        |   |                  |       |     |   |                  |       |     |   |                 |       |     |   |                    |        |
| LAST 12 Di vi si on I GAMES: |   |                  |       |     |   |                  |       |     |   |                 |       |     |   |                    |        |
| 59                           | H | Okl ahoma St.    | 77 64 | 134 | A | Kansas           | 83 48 | 129 | H | Iowa St.        | 89 49 | 232 | H | Texas Tech         | 97 49  |
| 40                           | A | West Vi rgi ni a | 83 72 | 77  | A | Kansas St.       | 88 58 | 268 | A | Ni chol l s St. | 85 43 | 286 | H | McNeese            | 95 34  |
| 11                           | H | Texas            | 81 56 |     |   |                  |       |     |   |                 |       |     |   |                    |        |
| 77                           | H | Kansas St.       | 75 50 |     |   |                  |       |     |   |                 |       |     |   |                    |        |
| 129                          | A | Iowa St.         | 79 50 |     |   |                  |       |     |   |                 |       |     |   |                    |        |
| 36                           | A | Okl ahoma        | 74 52 |     |   |                  |       |     |   |                 |       |     |   |                    |        |

Non-Di v I Games:

Bayl or



|                   |          |           |                |            |             |               |      |      |       |           |
|-------------------|----------|-----------|----------------|------------|-------------|---------------|------|------|-------|-----------|
| Average RPI Win:  | 216      | WON-LOST  | WINNING        | LAST 10    | STRENGTH OF | OPP. STRENGTH | TEAM | ADJ. | CONF. | ADJ CONF. |
| Average RPI Loss: | 54       | RECORD    | PCT. RANK      | GAMES      | SCHEDULE    | OF SCHEDULE   | RPI  | RPI  | RPI   | RPI       |
| DIV. I ONLY       | 20- 3    | 8         | 10- 0          | 260        | 148         | 76            | 76   | 26   | 26    |           |
| DIV. I NON-CONF.  | 9- 3     | 61        | 1- 0           | 168        | 34          | 58            | 58   | 27   | 27    |           |
| -----             |          |           |                |            |             |               |      |      |       |           |
| TOTALS            | RPI 1-25 | RPI 26-50 | W-L RECORDS    | RPI 51-100 | RPI 101-999 | RPI 201+      |      |      |       |           |
| 20- 3             | 0- 1     | 1- 1      | OVERALL        | 1- 0       | 18- 1       | 11- 0         |      |      |       |           |
| 9- 1              | 0- 0     | 0- 0      | HOME           | 0- 0       | 9- 1        | 6- 0          |      |      |       |           |
| 9- 1              | 0- 0     | 0- 0      | AWAY           | 0- 0       | 9- 0        | 5- 0          |      |      |       |           |
| 2- 1              | 0- 1     | 1- 0      | NEUTRAL        | 1- 0       | 0- 0        | 0- 0          |      |      |       |           |
| 9- 3              | 0- 1     | 1- 1      | NON-CONFERENCE | 1- 0       | 7- 1        | 4- 0          |      |      |       |           |
| 3- 1              | 0- 0     | 0- 0      | HOME           | 0- 0       | 3- 1        | 2- 0          |      |      |       |           |
| 4- 1              | 0- 0     | 0- 1      | AWAY           | 0- 0       | 4- 0        | 2- 0          |      |      |       |           |
| 2- 1              | 0- 1     | 1- 0      | NEUTRAL        | 1- 0       | 0- 0        | 0- 0          |      |      |       |           |
| 11- 0             | 0- 0     | 0- 0      | CONFERENCE     | 0- 0       | 11- 0       | 7- 0          |      |      |       |           |
| 6- 0              | 0- 0     | 0- 0      | HOME           | 0- 0       | 6- 0        | 4- 0          |      |      |       |           |
| 5- 0              | 0- 0     | 0- 0      | AWAY           | 0- 0       | 5- 0        | 3- 0          |      |      |       |           |
| 0- 0              | 0- 0     | 0- 0      | NEUTRAL        | 0- 0       | 0- 0        | 0- 0          |      |      |       |           |

| RPI 1-25                  |   |              |       | RPI 26-50 |   |                   |        | RPI 51-100 Team's RPI: 76 |   |          |       | RPI 101+ |   |                   |        |
|---------------------------|---|--------------|-------|-----------|---|-------------------|--------|---------------------------|---|----------|-------|----------|---|-------------------|--------|
| RPI                       | S | Opponent     | Score | RPI       | S | Opponent          | Score  | RPI                       | S | Opponent | Score | RPI      | S | Opponent          | Score  |
| 25                        | N | Stanford     | 53 74 | 36        | A | Oklahoma          | 73 96  | 51                        | N | Gonzaga  | 71 63 | 101      | H | Wright St.        | 81 91  |
|                           |   |              |       | 42        | N | FGCU              | 75 65  |                           |   |          |       | 118      | A | Vanderbilt        | 111 74 |
|                           |   |              |       |           |   |                   |        |                           |   |          |       | 150      | A | SIUE              | 72 55  |
|                           |   |              |       |           |   |                   |        |                           |   |          |       | 150      | H | SIUE              | 86 64  |
|                           |   |              |       |           |   |                   |        |                           |   |          |       | 162      | A | Tulsa             | 90 65  |
|                           |   |              |       |           |   |                   |        |                           |   |          |       | 166      | H | Jacksonville St.  | 71 55  |
|                           |   |              |       |           |   |                   |        |                           |   |          |       | 184      | H | Samford           | 83 46  |
|                           |   |              |       |           |   |                   |        |                           |   |          |       | 200      | A | Southeast Mo. St. | 67 57  |
|                           |   |              |       |           |   |                   |        |                           |   |          |       | 210      | A | Arkansas St.      | 83 52  |
|                           |   |              |       |           |   |                   |        |                           |   |          |       | 219      | A | UT Martin         | 65 63  |
|                           |   |              |       |           |   |                   |        |                           |   |          |       | 247      | H | Austin Peay       | 78 75  |
|                           |   |              |       |           |   |                   |        |                           |   |          |       | 251      | A | Lipscomb          | 91 59  |
|                           |   |              |       |           |   |                   |        |                           |   |          |       | 256      | H | Presbyterian      | 90 48  |
|                           |   |              |       |           |   |                   |        |                           |   |          |       | 291      | A | Eastern Ky.       | 77 55  |
|                           |   |              |       |           |   |                   |        |                           |   |          |       | 299      | H | Murray St.        | 70 65  |
|                           |   |              |       |           |   |                   |        |                           |   |          |       | 309      | H | Fort Wayne        | 74 42  |
|                           |   |              |       |           |   |                   |        |                           |   |          |       | 330      | H | Tennessee Tech    | 78 59  |
|                           |   |              |       |           |   |                   |        |                           |   |          |       | 345      | A | Eastern Ill.      | 86 58  |
|                           |   |              |       |           |   |                   |        |                           |   |          |       | 345      | H | Eastern Ill.      | 59 37  |
| LAST 12 Division I GAMES: |   |              |       |           |   |                   |        |                           |   |          |       |          |   |                   |        |
| 291                       | A | Eastern Ky.  | 77 55 | 150       | A | SIUE              | 72 55  |                           |   |          |       |          |   |                   |        |
| 150                       | H | SIUE         | 86 64 | 166       | H | Jacksonville St.  | 71 55  |                           |   |          |       |          |   |                   |        |
| 345                       | H | Eastern Ill. | 59 37 | 330       | H | Tennessee Tech    | 78 59  |                           |   |          |       |          |   |                   |        |
| 247                       | H | Austin Peay  | 78 75 | 219       | A | UT Martin         | 65 63  |                           |   |          |       |          |   |                   |        |
| 299                       | H | Murray St.   | 70 65 | 200       | A | Southeast Mo. St. | 67 57  |                           |   |          |       |          |   |                   |        |
| 345                       | A | Eastern Ill. | 86 58 | 118       | A | Vanderbilt        | 111 74 |                           |   |          |       |          |   |                   |        |

Non-Div I Games: Trevecca Nazarene 97 39

Belmont



|                   |          |           |                |            |             |               |      |      |       |           |
|-------------------|----------|-----------|----------------|------------|-------------|---------------|------|------|-------|-----------|
| Average RPI Win:  | 258      | WON-LOST  | WINNING        | LAST 10    | STRENGTH OF | OPP. STRENGTH | TEAM | ADJ. | CONF. | ADJ CONF. |
| Average RPI Loss: | 174      | RECORD    | PCT. RANK      | GAMES      | SCHEDULE    | OF SCHEDULE   | RPI  | RPI  | RPI   | RPI       |
| DIV. I ONLY       | 13- 4    | 44        | 9- 1           | 318        | 323         | 148           | 148  | 31   | 31    |           |
| DIV. I NON-CONF.  | 6- 4     | 122       | 3- 2           | 268        | 296         | 199           | 199  | 31   | 31    |           |
| -----             |          |           |                |            |             |               |      |      |       |           |
| TOTALS            | RPI 1-25 | RPI 26-50 | W-L RECORDS    | RPI 51-100 | RPI 101-999 | RPI 201+      |      |      |       |           |
| 13- 4             | 0- 0     | 0- 0      | OVERALL        | 0- 1       | 13- 3       | 11- 2         |      |      |       |           |
| 5- 2              | 0- 0     | 0- 0      | HOME           | 0- 0       | 5- 2        | 4- 1          |      |      |       |           |
| 6- 2              | 0- 0     | 0- 0      | AWAY           | 0- 1       | 6- 1        | 6- 1          |      |      |       |           |
| 2- 0              | 0- 0     | 0- 0      | NEUTRAL        | 0- 0       | 2- 0        | 1- 0          |      |      |       |           |
| 6- 4              | 0- 0     | 0- 0      | NON-CONFERENCE | 0- 1       | 6- 3        | 4- 2          |      |      |       |           |
| 3- 2              | 0- 0     | 0- 0      | HOME           | 0- 0       | 3- 2        | 2- 1          |      |      |       |           |
| 1- 2              | 0- 0     | 0- 0      | AWAY           | 0- 1       | 1- 1        | 1- 1          |      |      |       |           |
| 2- 0              | 0- 0     | 0- 0      | NEUTRAL        | 0- 0       | 2- 0        | 1- 0          |      |      |       |           |
| 7- 0              | 0- 0     | 0- 0      | CONFERENCE     | 0- 0       | 7- 0        | 7- 0          |      |      |       |           |
| 2- 0              | 0- 0     | 0- 0      | HOME           | 0- 0       | 2- 0        | 2- 0          |      |      |       |           |
| 5- 0              | 0- 0     | 0- 0      | AWAY           | 0- 0       | 5- 0        | 5- 0          |      |      |       |           |
| 0- 0              | 0- 0     | 0- 0      | NEUTRAL        | 0- 0       | 0- 0        | 0- 0          |      |      |       |           |

| RPI 1-25                  |   |          |       | RPI 26-50 |   |              |       | RPI 51-100 |   |                    |       | RPI 101+ |   |                    |       | Team's RPI: 148 |
|---------------------------|---|----------|-------|-----------|---|--------------|-------|------------|---|--------------------|-------|----------|---|--------------------|-------|-----------------|
| RPI                       | S | Opponent | Score | RPI       | S | Opponent     | Score | RPI        | S | Opponent           | Score | RPI      | S | Opponent           | Score |                 |
|                           |   |          |       |           |   |              |       | 61         | A | Miami (FL)         | 39 85 | 108      | H | Jacksonville       | 58 68 |                 |
|                           |   |          |       |           |   |              |       |            |   |                    |       | 149      | N | Texas St.          | 62 56 |                 |
|                           |   |          |       |           |   |              |       |            |   |                    |       | 187      | H | Southern U.        | 68 56 |                 |
|                           |   |          |       |           |   |              |       |            |   |                    |       | 205      | A | Hampton            | 61 56 |                 |
|                           |   |          |       |           |   |              |       |            |   |                    |       | 206      | A | Norfolk St.        | 58 51 |                 |
|                           |   |          |       |           |   |              |       |            |   |                    |       | 217      | N | Richmond           | 63 50 |                 |
|                           |   |          |       |           |   |              |       |            |   |                    |       | 230      | A | North Florida      | 63 70 |                 |
|                           |   |          |       |           |   |              |       |            |   |                    |       | 249      | A | Howard             | 59 55 |                 |
|                           |   |          |       |           |   |              |       |            |   |                    |       | 275      | H | Grand Canyon       | 69 60 |                 |
|                           |   |          |       |           |   |              |       |            |   |                    |       | 282      | H | Prairie View       | 77 52 |                 |
|                           |   |          |       |           |   |              |       |            |   |                    |       | 287      | A | FIU                | 77 59 |                 |
|                           |   |          |       |           |   |              |       |            |   |                    |       | 295      | H | Southeastern La.   | 58 60 |                 |
|                           |   |          |       |           |   |              |       |            |   |                    |       | 306      | A | UMES               | 55 48 |                 |
|                           |   |          |       |           |   |              |       |            |   |                    |       | 314      | A | Delaware St.       | 68 60 |                 |
|                           |   |          |       |           |   |              |       |            |   |                    |       | 334      | H | South Carolina St. | 68 50 |                 |
|                           |   |          |       |           |   |              |       |            |   |                    |       | 337      | H | Florida A&M        | 44 42 |                 |
| -----                     |   |          |       |           |   |              |       |            |   |                    |       |          |   |                    |       |                 |
| LAST 12 Division I GAMES: |   |          |       |           |   |              |       |            |   |                    |       |          |   |                    |       |                 |
|                           |   |          |       | 205       | A | Hampton      | 61 56 | 334        | H | South Carolina St. | 68 50 |          |   |                    |       |                 |
|                           |   |          |       | 206       | A | Norfolk St.  | 58 51 | 61         | A | Miami (FL)         | 39 85 |          |   |                    |       |                 |
|                           |   |          |       | 314       | A | Delaware St. | 68 60 | 217        | N | Richmond           | 63 50 |          |   |                    |       |                 |
|                           |   |          |       | 337       | H | Florida A&M  | 44 42 | 149        | N | Texas St.          | 62 56 |          |   |                    |       |                 |
|                           |   |          |       | 306       | A | UMES         | 55 48 | 108        | H | Jacksonville       | 58 68 |          |   |                    |       |                 |
|                           |   |          |       | 249       | A | Howard       | 59 55 | 187        | H | Southern U.        | 68 56 |          |   |                    |       |                 |

Non-Div I Games: Edward Waters 101 60 Palm Beach Atl. 61 48

Bethune-Cookman



|                   |          |           |                |            |             |               |      |      |       |           |
|-------------------|----------|-----------|----------------|------------|-------------|---------------|------|------|-------|-----------|
| Average RPI Win:  | 240      | WON-LOST  | WINNING        | LAST 10    | STRENGTH OF | OPP. STRENGTH | TEAM | ADJ. | CONF. | ADJ CONF. |
| Average RPI Loss: | 154      | RECORD    | PCT. RANK      | GAMES      | SCHEDULE    | OF SCHEDULE   | RPI  | RPI  | RPI   | RPI       |
| DIV. I ONLY       | 14- 7    | 79        | 7- 3           | 287        | 270         | 157           | 157  | 20   | 20    |           |
| DIV. I NON-CONF.  | 8- 4     | 87        | 3- 0           | 319        | 259         | 172           | 172  | 24   | 24    |           |
| -----             |          |           |                |            |             |               |      |      |       |           |
| TOTALS            | RPI 1-25 | RPI 26-50 | W-L RECORDS    | RPI 51-100 | RPI 101-999 | RPI 201+      |      |      |       |           |
| 14- 7             | 0- 0     | 0- 0      | OVERALL        | 1- 1       | 13- 6       | 9- 1          |      |      |       |           |
| 5- 3              | 0- 0     | 0- 0      | HOME           | 0- 0       | 5- 3        | 2- 1          |      |      |       |           |
| 8- 3              | 0- 0     | 0- 0      | AWAY           | 1- 1       | 7- 2        | 6- 0          |      |      |       |           |
| 1- 1              | 0- 0     | 0- 0      | NEUTRAL        | 0- 0       | 1- 1        | 1- 0          |      |      |       |           |
| 8- 4              | 0- 0     | 0- 0      | NON-CONFERENCE | 0- 0       | 8- 4        | 6- 0          |      |      |       |           |
| 3- 1              | 0- 0     | 0- 0      | HOME           | 0- 0       | 3- 1        | 1- 0          |      |      |       |           |
| 4- 2              | 0- 0     | 0- 0      | AWAY           | 0- 0       | 4- 2        | 4- 0          |      |      |       |           |
| 1- 1              | 0- 0     | 0- 0      | NEUTRAL        | 0- 0       | 1- 1        | 1- 0          |      |      |       |           |
| 6- 3              | 0- 0     | 0- 0      | CONFERENCE     | 1- 1       | 5- 2        | 3- 1          |      |      |       |           |
| 2- 2              | 0- 0     | 0- 0      | HOME           | 0- 0       | 2- 2        | 1- 1          |      |      |       |           |
| 4- 1              | 0- 0     | 0- 0      | AWAY           | 1- 1       | 3- 0        | 2- 0          |      |      |       |           |
| 0- 0              | 0- 0     | 0- 0      | NEUTRAL        | 0- 0       | 0- 0        | 0- 0          |      |      |       |           |

| RPI 1-25                  |   |          |       | RPI 26-50 |   |               |       | RPI 51-100 |   |             |       | RPI 101+ |   |                 |       | Team's RPI: 157 |
|---------------------------|---|----------|-------|-----------|---|---------------|-------|------------|---|-------------|-------|----------|---|-----------------|-------|-----------------|
| RPI                       | S | Opponent | Score | RPI       | S | Opponent      | Score | RPI        | S | Opponent    | Score | RPI      | S | Opponent        | Score |                 |
|                           |   |          |       |           |   |               |       | 66         | A | Albany (NY) | 46 63 | 106      | H | Dartmouth       | 80 64 |                 |
|                           |   |          |       |           |   |               |       | 86         | A | Maine       | 66 62 | 113      | H | Penn            | 77 72 |                 |
|                           |   |          |       |           |   |               |       |            |   |             |       | 117      | H | Yale            | 69 73 |                 |
|                           |   |          |       |           |   |               |       |            |   |             |       | 138      | H | Hartford        | 64 59 |                 |
|                           |   |          |       |           |   |               |       |            |   |             |       | 141      | A | Bucknell        | 59 64 |                 |
|                           |   |          |       |           |   |               |       |            |   |             |       | 162      | N | Tulsa           | 55 60 |                 |
|                           |   |          |       |           |   |               |       |            |   |             |       | 181      | A | New Hampshire   | 54 52 |                 |
|                           |   |          |       |           |   |               |       |            |   |             |       | 181      | H | New Hampshire   | 61 63 |                 |
|                           |   |          |       |           |   |               |       |            |   |             |       | 188      | A | Army West Point | 61 73 |                 |
|                           |   |          |       |           |   |               |       |            |   |             |       | 226      | H | Stony Brook     | 59 67 |                 |
|                           |   |          |       |           |   |               |       |            |   |             |       | 264      | A | Rider           | 76 54 |                 |
|                           |   |          |       |           |   |               |       |            |   |             |       | 274      | A | Bryant          | 55 47 |                 |
|                           |   |          |       |           |   |               |       |            |   |             |       | 276      | A | Cornell         | 66 58 |                 |
|                           |   |          |       |           |   |               |       |            |   |             |       | 292      | A | Vermont         | 62 48 |                 |
|                           |   |          |       |           |   |               |       |            |   |             |       | 303      | A | Southern Utah   | 72 66 |                 |
|                           |   |          |       |           |   |               |       |            |   |             |       | 306      | N | UMES            | 68 51 |                 |
|                           |   |          |       |           |   |               |       |            |   |             |       | 332      | H | UMBC            | 81 51 |                 |
|                           |   |          |       |           |   |               |       |            |   |             |       | 344      | H | NJIT            | 67 36 |                 |
|                           |   |          |       |           |   |               |       |            |   |             |       | 348      | A | UMass Lowell    | 76 46 |                 |
| -----                     |   |          |       |           |   |               |       |            |   |             |       |          |   |                 |       |                 |
| LAST 12 Division I GAMES: |   |          |       |           |   |               |       |            |   |             |       |          |   |                 |       |                 |
|                           |   |          |       | 292       | A | Vermont       | 62 48 |            |   |             |       | 138      | H | Hartford        | 64 59 |                 |
|                           |   |          |       | 181       | A | New Hampshire | 54 52 |            |   |             |       | 181      | H | New Hampshire   | 61 63 |                 |
|                           |   |          |       | 332       | H | UMBC          | 81 51 |            |   |             |       | 86       | A | Maine           | 66 62 |                 |
|                           |   |          |       | 348       | A | UMass Lowell  | 76 46 |            |   |             |       | 106      | H | Dartmouth       | 80 64 |                 |
|                           |   |          |       | 226       | H | Stony Brook   | 59 67 |            |   |             |       | 264      | A | Rider           | 76 54 |                 |
|                           |   |          |       | 66        | A | Albany (NY)   | 46 63 |            |   |             |       | 276      | A | Cornell         | 66 58 |                 |

Non-Div I Games: SUNY Cortland 90 36

Binghamton



|                   |          |           |                |            |             |               |      |      |       |           |
|-------------------|----------|-----------|----------------|------------|-------------|---------------|------|------|-------|-----------|
| Average RPI Win:  | 208      | WON-LOST  | WINNING        | LAST 10    | STRENGTH OF | OPP. STRENGTH | TEAM | ADJ. | CONF. | ADJ CONF. |
| Average RPI Loss: | 157      | RECORD    | PCT. RANK      | GAMES      | SCHEDULE    | OF SCHEDULE   | RPI  | RPI  | RPI   | RPI       |
| DIV. I ONLY       | 11- 8    | 129       | 7- 3           | 269        | 127         | 196           | 196  | 16   | 16    |           |
| DIV. I NON-CONF.  | 4- 5     | 202       | 1- 1           | 309        | 161         | 274           | 274  | 15   | 15    |           |
| -----             |          |           |                |            |             |               |      |      |       |           |
| TOTALS            | RPI 1-25 | RPI 26-50 | W-L RECORDS    | RPI 51-100 | RPI 101-999 | RPI 201+      |      |      |       |           |
| 11- 8             | 0- 0     | 0- 0      | OVERALL        | 0- 4       | 11- 4       | 6- 3          |      |      |       |           |
| 5- 5              | 0- 0     | 0- 0      | HOME           | 0- 3       | 5- 2        | 1- 1          |      |      |       |           |
| 6- 1              | 0- 0     | 0- 0      | AWAY           | 0- 1       | 6- 0        | 5- 0          |      |      |       |           |
| 0- 2              | 0- 0     | 0- 0      | NEUTRAL        | 0- 0       | 0- 2        | 0- 2          |      |      |       |           |
| 4- 5              | 0- 0     | 0- 0      | NON-CONFERENCE | 0- 2       | 4- 3        | 2- 3          |      |      |       |           |
| 2- 3              | 0- 0     | 0- 0      | HOME           | 0- 2       | 2- 1        | 0- 1          |      |      |       |           |
| 2- 0              | 0- 0     | 0- 0      | AWAY           | 0- 0       | 2- 0        | 2- 0          |      |      |       |           |
| 0- 2              | 0- 0     | 0- 0      | NEUTRAL        | 0- 0       | 0- 2        | 0- 2          |      |      |       |           |
| 7- 3              | 0- 0     | 0- 0      | CONFERENCE     | 0- 2       | 7- 1        | 4- 0          |      |      |       |           |
| 3- 2              | 0- 0     | 0- 0      | HOME           | 0- 1       | 3- 1        | 1- 0          |      |      |       |           |
| 4- 1              | 0- 0     | 0- 0      | AWAY           | 0- 1       | 4- 0        | 3- 0          |      |      |       |           |
| 0- 0              | 0- 0     | 0- 0      | NEUTRAL        | 0- 0       | 0- 0        | 0- 0          |      |      |       |           |

| RPI 1-25                  |   |          |       | RPI 26-50 |   |               |        | RPI 51-100 |   |                    |        | RPI 101+ |   |                    |        | Team's RPI: 196 |
|---------------------------|---|----------|-------|-----------|---|---------------|--------|------------|---|--------------------|--------|----------|---|--------------------|--------|-----------------|
| RPI                       | S | Opponent | Score | RPI       | S | Opponent      | Score  | RPI        | S | Opponent           | Score  | RPI      | S | Opponent           | Score  |                 |
|                           |   |          |       |           |   |               |        | 65         | H | Wyoming            | 51 66  | 104      | H | UNLV               | 69 60  |                 |
|                           |   |          |       |           |   |               |        | 75         | A | New Mexico         | 83 100 | 121      | A | Colorado St.       | 62 58  |                 |
|                           |   |          |       |           |   |               |        | 78         | H | Washington St.     | 53 61  | 142      | H | Washington         | 85 62  |                 |
|                           |   |          |       |           |   |               |        | 79         | H | Saint Mary's (CA)  | 72 74  | 145      | H | Saint Francis (PA) | 87 59  |                 |
|                           |   |          |       |           |   |               |        |            |   |                    |        | 171      | H | Nevada             | 68 72  |                 |
|                           |   |          |       |           |   |               |        |            |   |                    |        | 173      | H | Fresno St.         | 75 66  |                 |
|                           |   |          |       |           |   |               |        |            |   |                    |        | 203      | A | Eastern Wash.      | 61 57  |                 |
|                           |   |          |       |           |   |               |        |            |   |                    |        | 211      | N | San Diego          | 52 72  |                 |
|                           |   |          |       |           |   |               |        |            |   |                    |        | 236      | A | San Diego St.      | 86 70  |                 |
|                           |   |          |       |           |   |               |        |            |   |                    |        | 245      | H | CSU Bakersfield    | 59 65  |                 |
|                           |   |          |       |           |   |               |        |            |   |                    |        | 252      | A | San Jose St.       | 112 80 |                 |
|                           |   |          |       |           |   |               |        |            |   |                    |        | 289      | A | Utah St.           | 64 42  |                 |
|                           |   |          |       |           |   |               |        |            |   |                    |        | 305      | A | Portland           | 73 47  |                 |
|                           |   |          |       |           |   |               |        |            |   |                    |        | 320      | H | Air Force          | 49 46  |                 |
|                           |   |          |       |           |   |               |        |            |   |                    |        | 328      | N | Northern Ari z.    | 60 62  |                 |
| -----                     |   |          |       |           |   |               |        |            |   |                    |        |          |   |                    |        |                 |
| LAST 12 Division I GAMES: |   |          |       |           |   |               |        |            |   |                    |        |          |   |                    |        |                 |
|                           |   |          |       | 320       | H | Air Force     | 49 46  | 65         | H | Wyoming            | 51 66  |          |   |                    |        |                 |
|                           |   |          |       | 252       | A | San Jose St.  | 112 80 | 75         | A | New Mexico         | 83 100 |          |   |                    |        |                 |
|                           |   |          |       | 171       | H | Nevada        | 68 72  | 104        | H | UNLV               | 69 60  |          |   |                    |        |                 |
|                           |   |          |       | 289       | A | Utah St.      | 64 42  | 121        | A | Colorado St.       | 62 58  |          |   |                    |        |                 |
|                           |   |          |       | 236       | A | San Diego St. | 86 70  | 145        | H | Saint Francis (PA) | 87 59  |          |   |                    |        |                 |
|                           |   |          |       | 173       | H | Fresno St.    | 75 66  | 245        | H | CSU Bakersfield    | 59 65  |          |   |                    |        |                 |

Non-Div I Games: Corban 94 50 Northwest Chrst. 83 51

Boi se St.



|                   |          |           |                |            |             |               |      |      |       |           |
|-------------------|----------|-----------|----------------|------------|-------------|---------------|------|------|-------|-----------|
| Average RPI Win:  | 146      | WON-LOST  | WINNING        | LAST 10    | STRENGTH OF | OPP. STRENGTH | TEAM | ADJ. | CONF. | ADJ CONF. |
| Average RPI Loss: | 100      | RECORD    | PCT. RANK      | GAMES      | SCHEDULE    | OF SCHEDULE   | RPI  | RPI  | RPI   | RPI       |
| DIV. I ONLY       | 6- 16    | 290       | 1- 9           | 39         | 56          | 198           | 198  | 1    | 1     |           |
| DIV. I NON-CONF.  | 5- 8     | 220       | 1- 2           | 117        | 168         | 212           | 212  | 1    | 1     |           |
| -----             |          |           |                |            |             |               |      |      |       |           |
| TOTALS            | RPI 1-25 | RPI 26-50 | W-L RECORDS    | RPI 51-100 | RPI 101-999 | RPI 201+      |      |      |       |           |
| 6- 16             | 0- 2     | 1- 3      | OVERALL        | 2- 4       | 3- 7        | 2- 1          |      |      |       |           |
| 5- 7              | 0- 0     | 1- 2      | HOME           | 2- 3       | 2- 2        | 1- 1          |      |      |       |           |
| 1- 9              | 0- 2     | 0- 1      | AWAY           | 0- 1       | 1- 4        | 1- 0          |      |      |       |           |
| 0- 0              | 0- 0     | 0- 0      | NEUTRAL        | 0- 0       | 0- 0        | 0- 0          |      |      |       |           |
| 5- 8              | 0- 0     | 1- 1      | NON-CONFERENCE | 1- 2       | 3- 5        | 2- 1          |      |      |       |           |
| 4- 3              | 0- 0     | 1- 0      | HOME           | 1- 2       | 2- 1        | 1- 1          |      |      |       |           |
| 1- 5              | 0- 0     | 0- 1      | AWAY           | 0- 0       | 1- 4        | 1- 0          |      |      |       |           |
| 0- 0              | 0- 0     | 0- 0      | NEUTRAL        | 0- 0       | 0- 0        | 0- 0          |      |      |       |           |
| 1- 8              | 0- 2     | 0- 2      | CONFERENCE     | 1- 2       | 0- 2        | 0- 0          |      |      |       |           |
| 1- 4              | 0- 0     | 0- 2      | HOME           | 1- 1       | 0- 1        | 0- 0          |      |      |       |           |
| 0- 4              | 0- 2     | 0- 0      | AWAY           | 0- 1       | 0- 1        | 0- 0          |      |      |       |           |
| 0- 0              | 0- 0     | 0- 0      | NEUTRAL        | 0- 0       | 0- 0        | 0- 0          |      |      |       |           |

| RPI 1-25                  |   |             |       | RPI 26-50 |   |                |       | RPI 51-100 |   |                |       | RPI 101+ Team's RPI: 198 |   |               |       |
|---------------------------|---|-------------|-------|-----------|---|----------------|-------|------------|---|----------------|-------|--------------------------|---|---------------|-------|
| RPI                       | S | Opponent    | Score | RPI       | S | Opponent       | Score | RPI        | S | Opponent       | Score | RPI                      | S | Opponent      | Score |
| 2                         | A | Notre Dame  | 60 89 | 31        | H | Virginia       | 57 68 | 61         | H | Miami (FL)     | 43 65 | 102                      | H | Wake Forest   | 59 67 |
| 14                        | A | Duke        | 50 75 | 35        | H | Syracuse       | 57 75 | 64         | A | Virginia Tech  | 58 89 | 106                      | A | Dartmouth     | 57 68 |
|                           |   |             |       | 49        | H | Houston        | 79 74 | 68         | H | Fordham        | 55 52 | 135                      | A | Clemson       | 61 65 |
|                           |   |             |       | 50        | A | Minnesota      | 68 78 | 82         | H | North Carolina | 77 64 | 181                      | H | New Hampshire | 64 55 |
|                           |   |             |       |           |   |                |       | 86         | H | Maine          | 40 61 | 186                      | A | Providence    | 55 63 |
|                           |   |             |       |           |   |                |       | 93         | H | Seton Hall     | 53 73 | 190                      | A | Boston U.     | 57 61 |
|                           |   |             |       |           |   |                |       |            |   |                |       | 191                      | A | Columbia      | 60 68 |
|                           |   |             |       |           |   |                |       |            |   |                |       | 224                      | A | Holy Cross    | 70 61 |
|                           |   |             |       |           |   |                |       |            |   |                |       | 259                      | H | Fairfield     | 58 66 |
|                           |   |             |       |           |   |                |       |            |   |                |       | 274                      | H | Bryant        | 65 42 |
| -----                     |   |             |       |           |   |                |       |            |   |                |       |                          |   |               |       |
| LAST 12 Division I GAMES: |   |             |       |           |   |                |       |            |   |                |       |                          |   |               |       |
| 102                       | H | Wake Forest | 59 67 | 31        | H | Virginia       | 57 68 | 82         | H | North Carolina | 77 64 | 181                      | H | New Hampshire | 64 55 |
| 35                        | H | Syracuse    | 57 75 | 82        | H | North Carolina | 77 64 | 64         | A | Virginia Tech  | 58 89 |                          |   |               |       |
| 14                        | A | Duke        | 50 75 | 64        | A | Virginia Tech  | 58 89 | 86         | H | Maine          | 40 61 |                          |   |               |       |
| 61                        | H | Miami (FL)  | 43 65 | 86        | H | Maine          | 40 61 | 186        | A | Providence     | 55 63 |                          |   |               |       |
| 135                       | A | Clemson     | 61 65 | 186       | A | Providence     | 55 63 |            |   |                |       |                          |   |               |       |
| 2                         | A | Notre Dame  | 60 89 | 181       | H | New Hampshire  | 64 55 |            |   |                |       |                          |   |               |       |

Non-Div I Games:

Boston College



|                  |          |       |           |           |                |             |               |             |      |          |           |
|------------------|----------|-------|-----------|-----------|----------------|-------------|---------------|-------------|------|----------|-----------|
| Average RPI      | Win:     | 217   | WON-LOST  | WINNING   | LAST 10        | STRENGTH OF | OPP. STRENGTH | TEAM        | ADJ. | CONF.    | ADJ CONF. |
| Average RPI      | Loss:    | 137   | RECORD    | PCT. RANK | GAMES          | SCHEDULE    | OF SCHEDULE   | RPI         | RPI  | RPI      | RPI       |
| DIV. I ONLY      |          | 8- 12 |           | 231       | 3- 7           | 134         |               | 208         | 190  | 15       | 15        |
| DIV. I NON-CONF. |          | 5- 5  |           | 170       | 0- 2           | 130         |               | 205         | 132  | 18       | 18        |
| -----            |          |       |           |           |                |             |               |             |      |          |           |
| TOTALS           | RPI 1-25 |       | RPI 26-50 |           | W-L RECORDS    | RPI 51-100  |               | RPI 101-999 |      | RPI 201+ |           |
| 8- 12            | 0- 0     |       | 0- 1      |           | OVERALL        | 0- 4        |               | 8- 7        |      | 4- 2     |           |
| 3- 6             | 0- 0     |       | 0- 1      |           | HOME           | 0- 1        |               | 3- 4        |      | 1- 2     |           |
| 5- 6             | 0- 0     |       | 0- 0      |           | AWAY           | 0- 3        |               | 5- 3        |      | 3- 0     |           |
| 0- 0             | 0- 0     |       | 0- 0      |           | NEUTRAL        | 0- 0        |               | 0- 0        |      | 0- 0     |           |
| 5- 5             | 0- 0     |       | 0- 1      |           | NON-CONFERENCE | 0- 2        |               | 5- 2        |      | 2- 0     |           |
| 2- 2             | 0- 0     |       | 0- 1      |           | HOME           | 0- 0        |               | 2- 1        |      | 0- 0     |           |
| 3- 3             | 0- 0     |       | 0- 0      |           | AWAY           | 0- 2        |               | 3- 1        |      | 2- 0     |           |
| 0- 0             | 0- 0     |       | 0- 0      |           | NEUTRAL        | 0- 0        |               | 0- 0        |      | 0- 0     |           |
| 3- 7             | 0- 0     |       | 0- 0      |           | CONFERENCE     | 0- 2        |               | 3- 5        |      | 2- 2     |           |
| 1- 4             | 0- 0     |       | 0- 0      |           | HOME           | 0- 1        |               | 1- 3        |      | 1- 2     |           |
| 2- 3             | 0- 0     |       | 0- 0      |           | AWAY           | 0- 1        |               | 2- 2        |      | 1- 0     |           |
| 0- 0             | 0- 0     |       | 0- 0      |           | NEUTRAL        | 0- 0        |               | 0- 0        |      | 0- 0     |           |

| RPI                       | S | Opponent   | Score | RPI | S | Opponent        | Score | RPI | S | Opponent        | Score | RPI | S | Opponent        | Score |
|---------------------------|---|------------|-------|-----|---|-----------------|-------|-----|---|-----------------|-------|-----|---|-----------------|-------|
|                           |   |            |       | 43  | H | UCF             | 32 47 | 70  | A | Harvard         | 70 80 | 119 | A | Delaware        | 85 79 |
|                           |   |            |       |     |   |                 |       | 71  | A | American        | 50 66 | 141 | A | Bucknell I      | 57 67 |
|                           |   |            |       |     |   |                 |       | 83  | H | Navy            | 59 64 | 141 | H | Bucknell I      | 58 63 |
|                           |   |            |       |     |   |                 |       | 99  | A | Brown           | 68 92 | 155 | H | Northeastern    | 74 73 |
|                           |   |            |       |     |   |                 |       |     |   |                 |       | 170 | A | Lehigh          | 58 74 |
|                           |   |            |       |     |   |                 |       |     |   |                 |       | 181 | A | New Hampshire   | 57 72 |
|                           |   |            |       |     |   |                 |       |     |   |                 |       | 182 | H | Marist          | 52 80 |
|                           |   |            |       |     |   |                 |       |     |   |                 |       | 188 | A | Army West Point | 60 59 |
|                           |   |            |       |     |   |                 |       |     |   |                 |       | 198 | H | Boston College  | 61 57 |
|                           |   |            |       |     |   |                 |       |     |   |                 |       | 224 | H | Holy Cross      | 57 60 |
|                           |   |            |       |     |   |                 |       |     |   |                 |       | 237 | H | Lafayette       | 45 47 |
|                           |   |            |       |     |   |                 |       |     |   |                 |       | 240 | H | Loyola Maryland | 75 56 |
|                           |   |            |       |     |   |                 |       |     |   |                 |       | 269 | A | Colgate         | 62 49 |
|                           |   |            |       |     |   |                 |       |     |   |                 |       | 274 | A | Bryant          | 78 61 |
|                           |   |            |       |     |   |                 |       |     |   |                 |       | 292 | A | Vermont         | 57 41 |
| -----                     |   |            |       |     |   |                 |       |     |   |                 |       |     |   |                 |       |
| LAST 12 Division I GAMES: |   |            |       |     |   |                 |       |     |   |                 |       |     |   |                 |       |
| 141                       | A | Bucknell I | 57 67 | 170 | A | Lehigh          | 58 74 | 240 | H | Loyola Maryland | 75 56 | 141 | H | Bucknell I      | 58 63 |
| 237                       | H | Lafayette  | 45 47 | 240 | H | Loyola Maryland | 75 56 | 188 | A | Army West Point | 60 59 | 99  | A | Brown           | 68 92 |
| 83                        | H | Navy       | 59 64 | 141 | H | Bucknell I      | 58 63 | 43  | H | UCF             | 32 47 |     |   |                 |       |
| 71                        | A | American   | 50 66 |     |   |                 |       |     |   |                 |       |     |   |                 |       |
| 224                       | H | Holy Cross | 57 60 |     |   |                 |       |     |   |                 |       |     |   |                 |       |
| 269                       | A | Colgate    | 62 49 |     |   |                 |       |     |   |                 |       |     |   |                 |       |

Non-Div I Games:

Boston U.



Average RPI Win: 217

Average RPI Loss: 108

WON-LOST  
RECORDWINNING  
PCT. RANKLAST 10  
GAMESSTRENGTH OF  
SCHEDULEOPP. STRENGTH  
OF SCHEDULETEAM  
RPIADJ.  
RPICONF.  
RPIADJ CONF.  
RPIDIV. I ONLY  
DIV. I NON-CONF.9- 11  
7- 3209  
742- 8  
0- 195  
188150  
329156  
103156  
1037  
87  
8

TOTALS

RPI 1-25

RPI 26-50

W-L RECORDS

RPI 51-100

RPI 101-999

RPI 201+

9- 11

0- 0

0- 4

OVERALL

0- 2

9- 5

5- 2

4- 5

0- 0

0- 1

HOME

0- 2

4- 2

2- 2

3- 6

0- 0

0- 3

AWAY

0- 0

3- 3

2- 0

2- 0

0- 0

0- 0

NEUTRAL

0- 0

2- 0

1- 0

7- 3

0- 0

0- 1

NON-CONFERENCE

0- 0

7- 2

4- 1

3- 1

0- 0

0- 0

HOME

0- 0

3- 1

2- 1

2- 2

0- 0

0- 1

AWAY

0- 0

2- 1

1- 0

2- 0

0- 0

0- 0

NEUTRAL

0- 0

2- 0

1- 0

2- 8

0- 0

0- 3

CONFERENCE

0- 2

2- 3

1- 1

1- 4

0- 0

0- 1

HOME

0- 2

1- 1

0- 1

1- 4

0- 0

0- 2

AWAY

0- 0

1- 2

1- 0

0- 0

0- 0

0- 0

NEUTRAL

0- 0

0- 0

0- 0

RPI 1-25

RPI 26-50

RPI 51-100

RPI 101+



Team's RPI: 156



RPI S Opponent Score



RPI S Opponent Score



RPI S Opponent Score

RPI S Opponent Score

30  Central Mi ch. 54  90



34  Ball St. 41  82



34  Ball St. 73  84


44  South Dakota St. 44  76


58  Toledo 67  77



81  Ohio 63  70

111  Western Mi ch. 58  67


125  Kent St. 57  81

125  Kent St. 60 50



158  Robert Morris 64 62


167  Cincinnati 51  75


179 N Fla. Atlantic 66 55



197  Xavier 63 53


206 N Norfolk St. 59 50


213  Eastern Mi ch. 52  54

214  Akron 66 64



288  Valparaiso 90 77



290  Canisius 57  71



291  Eastern Ky. 77 60



293  Detroit Mercy 85 81


LAST 12 Division I GAMES:


125  Kent St. 57  81



58  Toledo 67  77



34  Ball St. 41  82



81  Ohio 63  70



125  Kent St. 60 50



214  Akron 66 64



30  Central Mi ch. 54  90

34  Ball St. 73  84

213  Eastern Mi ch. 52  54

111  Western Mi ch. 58  67

167  Cincinnati 51  75



44  South Dakota St. 44  76

Non-Div I Games:

Ferris St.

82 73

Bowling Green

 Loss,  Non-Conf, S Site,  Home  Away N Neutral



| Average RPI Win: 277  |      | WON-LOST RECORD | WINNING PCT. RANK | LAST 10 GAMES  | STRENGTH OF SCHEDULE | OPP. STRENGTH OF SCHEDULE | TEAM RPI    | ADJ. RPI | CONF. RPI | ADJ CONF. RPI |
|-----------------------|------|-----------------|-------------------|----------------|----------------------|---------------------------|-------------|----------|-----------|---------------|
| Average RPI Loss: 146 |      |                 |                   |                |                      |                           |             |          |           |               |
| DIV. I ONLY           |      | 9- 10           | 198               | 5- 5           | 292                  | 252                       | 239         | 239      | 24        | 24            |
| DIV. I NON-CONF.      |      | 5- 5            | 170               | 1- 2           | 253                  | 268                       | 204         | 204      | 22        | 22            |
| TOTALS                |      | RPI 1-25        | RPI 26-50         | W-L RECORDS    |                      | RPI 51-100                | RPI 101-999 | RPI 201+ |           |               |
| 9- 10                 | 0- 1 |                 | 0- 0              | OVERALL        |                      | 0- 1                      | 9- 8        | 8- 1     |           |               |
| 3- 5                  | 0- 0 |                 | 0- 0              | HOME           |                      | 0- 1                      | 3- 4        | 2- 0     |           |               |
| 5- 5                  | 0- 1 |                 | 0- 0              | AWAY           |                      | 0- 0                      | 5- 4        | 5- 1     |           |               |
| 1- 0                  | 0- 0 |                 | 0- 0              | NEUTRAL        |                      | 0- 0                      | 1- 0        | 1- 0     |           |               |
| 5- 5                  | 0- 1 |                 | 0- 0              | NON-CONFERENCE |                      | 0- 0                      | 5- 4        | 4- 0     |           |               |
| 3- 1                  | 0- 0 |                 | 0- 0              | HOME           |                      | 0- 0                      | 3- 1        | 2- 0     |           |               |
| 1- 4                  | 0- 1 |                 | 0- 0              | AWAY           |                      | 0- 0                      | 1- 3        | 1- 0     |           |               |
| 1- 0                  | 0- 0 |                 | 0- 0              | NEUTRAL        |                      | 0- 0                      | 1- 0        | 1- 0     |           |               |
| 4- 5                  | 0- 0 |                 | 0- 0              | CONFERENCE     |                      | 0- 1                      | 4- 4        | 4- 1     |           |               |
| 0- 4                  | 0- 0 |                 | 0- 0              | HOME           |                      | 0- 1                      | 0- 3        | 0- 0     |           |               |
| 4- 1                  | 0- 0 |                 | 0- 0              | AWAY           |                      | 0- 0                      | 4- 1        | 4- 1     |           |               |
| 0- 0                  | 0- 0 |                 | 0- 0              | NEUTRAL        |                      | 0- 0                      | 0- 0        | 0- 0     |           |               |

| RPI 1-25                  |   |           |       | RPI 26-50 |   |               |        | RPI 51-100 |   |                |       | RPI 101+ |   |                   |        | Team's RPI: 239 |  |
|---------------------------|---|-----------|-------|-----------|---|---------------|--------|------------|---|----------------|-------|----------|---|-------------------|--------|-----------------|--|
| RPI                       | S | Opponent  | Score | RPI       | S | Opponent      | Score  | RPI        | S | Opponent       | Score | RPI      | S | Opponent          | Score  |                 |  |
| 16                        | A | Green Bay | 40 72 |           |   |               |        | 95         | H | Drake          | 75 84 | 116      | H | Western Ill.      | 87 80  |                 |  |
|                           |   |           |       |           |   |               |        |            |   |                |       | 128      | H | Missouri St.      | 65 71  |                 |  |
|                           |   |           |       |           |   |               |        |            |   |                |       | 132      | H | Cleveland St.     | 65 67  |                 |  |
|                           |   |           |       |           |   |               |        |            |   |                |       | 136      | H | Southern Ill.     | 62 63  |                 |  |
|                           |   |           |       |           |   |               |        |            |   |                |       | 139      | H | UNI               | 40 51  |                 |  |
|                           |   |           |       |           |   |               |        |            |   |                |       | 161      | A | Northern Ill.     | 52 76  |                 |  |
|                           |   |           |       |           |   |               |        |            |   |                |       | 195      | A | Illinois          | 62 74  |                 |  |
|                           |   |           |       |           |   |               |        |            |   |                |       | 200      | A | Southeast Mo. St. | 53 57  |                 |  |
|                           |   |           |       |           |   |               |        |            |   |                |       | 235      | H | Omaha             | 69 56  |                 |  |
|                           |   |           |       |           |   |               |        |            |   |                |       | 253      | A | Indiana St.       | 50 65  |                 |  |
|                           |   |           |       |           |   |               |        |            |   |                |       | 267      | A | Illinois St.      | 62 42  |                 |  |
|                           |   |           |       |           |   |               |        |            |   |                |       | 268      | N | Nicholls St.      | 75 65  |                 |  |
|                           |   |           |       |           |   |               |        |            |   |                |       | 288      | A | Valparaiso        | 88 69  |                 |  |
|                           |   |           |       |           |   |               |        |            |   |                |       | 310      | A | Loyola Chicago    | 59 57  |                 |  |
|                           |   |           |       |           |   |               |        |            |   |                |       | 319      | H | Ill.-Chicago      | 58 48  |                 |  |
|                           |   |           |       |           |   |               |        |            |   |                |       | 345      | A | Eastern Ill.      | 67 52  |                 |  |
|                           |   |           |       |           |   |               |        |            |   |                |       | 347      | A | Evansville        | 117 59 |                 |  |
| LAST 12 Division I GAMES: |   |           |       |           |   |               |        |            |   |                |       |          |   |                   |        |                 |  |
|                           |   |           |       | 95        | H | Drake         | 75 84  | 288        | A | Valparaiso     | 88 69 |          |   |                   |        |                 |  |
|                           |   |           |       | 139       | H | UNI           | 40 51  | 310        | A | Loyola Chicago | 59 57 |          |   |                   |        |                 |  |
|                           |   |           |       | 347       | A | Evansville    | 117 59 | 267        | A | Illinois St.   | 62 42 |          |   |                   |        |                 |  |
|                           |   |           |       | 253       | A | Indiana St.   | 50 65  | 116        | H | Western Ill.   | 87 80 |          |   |                   |        |                 |  |
|                           |   |           |       | 128       | H | Missouri St.  | 65 71  | 132        | H | Cleveland St.  | 65 67 |          |   |                   |        |                 |  |
|                           |   |           |       | 136       | H | Southern Ill. | 62 63  | 16         | A | Green Bay      | 40 72 |          |   |                   |        |                 |  |

Bradley



|                  |          |           |                |            |             |               |      |      |       |           |
|------------------|----------|-----------|----------------|------------|-------------|---------------|------|------|-------|-----------|
| Average RPI      | Win: 226 | WON-LOST  | WINNING        | LAST 10    | STRENGTH OF | OPP. STRENGTH | TEAM | ADJ. | CONF. | ADJ CONF. |
| Average RPI      | Loss: 82 | RECORD    | PCT. RANK      | GAMES      | SCHEDULE    | OF SCHEDULE   | RPI  | RPI  | RPI   | RPI       |
| DIV. I ONLY      | 12- 4    | 49        | 6- 3           | 286        | 113         | 99            | 99   | 9    | 9     |           |
| DIV. I NON-CONF. | 11- 1    | 13        | 7- 0           | 324        | 160         | 97            | 97   | 9    | 9     |           |
| -----            |          |           |                |            |             |               |      |      |       |           |
| TOTALS           | RPI 1-25 | RPI 26-50 | W-L RECORDS    | RPI 51-100 | RPI 101-999 | RPI 201+      |      |      |       |           |
| 12- 4            | 0- 0     | 0- 1      | OVERALL        | 0- 1       | 12- 2       | 8- 0          |      |      |       |           |
| 5- 1             | 0- 0     | 0- 1      | HOME           | 0- 0       | 5- 0        | 3- 0          |      |      |       |           |
| 5- 3             | 0- 0     | 0- 0      | AWAY           | 0- 1       | 5- 2        | 3- 0          |      |      |       |           |
| 2- 0             | 0- 0     | 0- 0      | NEUTRAL        | 0- 0       | 2- 0        | 2- 0          |      |      |       |           |
| 11- 1            | 0- 0     | 0- 1      | NON-CONFERENCE | 0- 0       | 11- 0       | 8- 0          |      |      |       |           |
| 4- 1             | 0- 0     | 0- 1      | HOME           | 0- 0       | 4- 0        | 3- 0          |      |      |       |           |
| 5- 0             | 0- 0     | 0- 0      | AWAY           | 0- 0       | 5- 0        | 3- 0          |      |      |       |           |
| 2- 0             | 0- 0     | 0- 0      | NEUTRAL        | 0- 0       | 2- 0        | 2- 0          |      |      |       |           |
| 1- 3             | 0- 0     | 0- 0      | CONFERENCE     | 0- 1       | 1- 2        | 0- 0          |      |      |       |           |
| 1- 0             | 0- 0     | 0- 0      | HOME           | 0- 0       | 1- 0        | 0- 0          |      |      |       |           |
| 0- 3             | 0- 0     | 0- 0      | AWAY           | 0- 1       | 0- 2        | 0- 0          |      |      |       |           |
| 0- 0             | 0- 0     | 0- 0      | NEUTRAL        | 0- 0       | 0- 0        | 0- 0          |      |      |       |           |

Brown

Brown

| RPI 1-25                     |   |          |       | RPI 26-50 |   |               |       | RPI 51-100 |   |          |       | Team's RPI : 99 |   |              |        | RPI 101+ |   |                   |        |
|------------------------------|---|----------|-------|-----------|---|---------------|-------|------------|---|----------|-------|-----------------|---|--------------|--------|----------|---|-------------------|--------|
| RPI                          | S | Opponent | Score | RPI       | S | Opponent      | Score | RPI        | S | Opponent | Score | RPI             | S | Opponent     | Score  | RPI      | S | Opponent          | Score  |
|                              |   |          |       | 33        | H | Cal i forni a | 79 89 |            |   |          |       | 70              | A | Harvard      | 85 87  | 106      | A | Dartmouth         | 73 78  |
|                              |   |          |       |           |   |               |       |            |   |          |       |                 |   |              |        | 117      | A | Yale              | 63 77  |
|                              |   |          |       |           |   |               |       |            |   |          |       |                 |   |              |        | 117      | H | Yale              | 81 71  |
|                              |   |          |       |           |   |               |       |            |   |          |       |                 |   |              |        | 153      | A | Paci fi c         | 74 57  |
|                              |   |          |       |           |   |               |       |            |   |          |       |                 |   |              |        | 186      | A | Provi dence       | 64 59  |
|                              |   |          |       |           |   |               |       |            |   |          |       |                 |   |              |        | 190      | H | Boston U.         | 92 68  |
|                              |   |          |       |           |   |               |       |            |   |          |       |                 |   |              |        | 205      | N | Hampton           | 73 66  |
|                              |   |          |       |           |   |               |       |            |   |          |       |                 |   |              |        | 224      | H | Hol y Cross       | 82 78  |
|                              |   |          |       |           |   |               |       |            |   |          |       |                 |   |              |        | 249      | A | Howard            | 85 81  |
|                              |   |          |       |           |   |               |       |            |   |          |       |                 |   |              |        | 260      | H | Sacred Heart      | 102 77 |
|                              |   |          |       |           |   |               |       |            |   |          |       |                 |   |              |        | 269      | A | Col gate          | 83 73  |
|                              |   |          |       |           |   |               |       |            |   |          |       |                 |   |              |        | 274      | H | Bryant            | 85 62  |
|                              |   |          |       |           |   |               |       |            |   |          |       |                 |   |              |        | 274      | N | Bryant            | 72 60  |
|                              |   |          |       |           |   |               |       |            |   |          |       |                 |   |              |        | 311      | A | Central Conn. St. | 78 55  |
| LAST 12 Di vi si on I GAMES: |   |          |       |           |   |               |       |            |   |          |       |                 |   |              |        |          |   |                   |        |
|                              |   |          |       | 70        | A | Harvard       | 85 87 |            |   |          |       | 269             | A | Col gate     | 83 73  |          |   |                   |        |
|                              |   |          |       | 106       | A | Dartmouth     | 73 78 |            |   |          |       | 260             | H | Sacred Heart | 102 77 |          |   |                   |        |
|                              |   |          |       | 117       | H | Yale          | 81 71 |            |   |          |       | 274             | N | Bryant       | 72 60  |          |   |                   |        |
|                              |   |          |       | 117       | A | Yale          | 63 77 |            |   |          |       | 186             | A | Provi dence  | 64 59  |          |   |                   |        |
|                              |   |          |       | 249       | A | Howard        | 85 81 |            |   |          |       | 224             | H | Hol y Cross  | 82 78  |          |   |                   |        |
|                              |   |          |       | 190       | H | Boston U.     | 92 68 |            |   |          |       | 153             | A | Paci fi c    | 74 57  |          |   |                   |        |

Non-Di v I Games: Johnson &amp; Wales (R) 100 79

Brown



|                   |          |           |                |            |             |               |      |      |       |           |
|-------------------|----------|-----------|----------------|------------|-------------|---------------|------|------|-------|-----------|
| Average RPI Win:  | 286      | WON-LOST  | WINNING        | LAST 10    | STRENGTH OF | OPP. STRENGTH | TEAM | ADJ. | CONF. | ADJ CONF. |
| Average RPI Loss: | 168      | RECORD    | PCT. RANK      | GAMES      | SCHEDULE    | OF SCHEDULE   | RPI  | RPI  | RPI   | RPI       |
| DIV. I ONLY       | 6- 14    | 275       | 5- 5           | 214        | 319         | 274           | 274  | 29   | 29    |           |
| DIV. I NON-CONF.  | 1- 10    | 327       | 0- 3           | 141        | 277         | 301           | 301  | 29   | 29    |           |
| -----             |          |           |                |            |             |               |      |      |       |           |
| TOTALS            | RPI 1-25 | RPI 26-50 | W-L RECORDS    | RPI 51-100 | RPI 101-999 | RPI 201+      |      |      |       |           |
| 6- 14             | 0- 0     | 0- 0      | OVERALL        | 0- 4       | 6- 10       | 6- 3          |      |      |       |           |
| 3- 6              | 0- 0     | 0- 0      | HOME           | 0- 0       | 3- 6        | 3- 2          |      |      |       |           |
| 2- 7              | 0- 0     | 0- 0      | AWAY           | 0- 3       | 2- 4        | 2- 1          |      |      |       |           |
| 1- 1              | 0- 0     | 0- 0      | NEUTRAL        | 0- 1       | 1- 0        | 1- 0          |      |      |       |           |
| 1- 10             | 0- 0     | 0- 0      | NON-CONFERENCE | 0- 4       | 1- 6        | 1- 1          |      |      |       |           |
| 0- 4              | 0- 0     | 0- 0      | HOME           | 0- 0       | 0- 4        | 0- 0          |      |      |       |           |
| 0- 5              | 0- 0     | 0- 0      | AWAY           | 0- 3       | 0- 2        | 0- 1          |      |      |       |           |
| 1- 1              | 0- 0     | 0- 0      | NEUTRAL        | 0- 1       | 1- 0        | 1- 0          |      |      |       |           |
| 5- 4              | 0- 0     | 0- 0      | CONFERENCE     | 0- 0       | 5- 4        | 5- 2          |      |      |       |           |
| 3- 2              | 0- 0     | 0- 0      | HOME           | 0- 0       | 3- 2        | 3- 2          |      |      |       |           |
| 2- 2              | 0- 0     | 0- 0      | AWAY           | 0- 0       | 2- 2        | 2- 0          |      |      |       |           |
| 0- 0              | 0- 0     | 0- 0      | NEUTRAL        | 0- 0       | 0- 0        | 0- 0          |      |      |       |           |

| RPI 1-25                  |   |                      |       | RPI 26-50 |   |                   |       | RPI 51-100 |   |               |       | RPI 101+ Team's RPI: 274 |   |                      |       |
|---------------------------|---|----------------------|-------|-----------|---|-------------------|-------|------------|---|---------------|-------|--------------------------|---|----------------------|-------|
| RPI                       | S | Opponent             | Score | RPI       | S | Opponent          | Score | RPI        | S | Opponent      | Score | RPI                      | S | Opponent             | Score |
|                           |   |                      |       |           |   |                   |       | 86         | A | Maine         | 68 70 | 138                      | H | Hartford             | 47 59 |
|                           |   |                      |       |           |   |                   |       | 90         | A | James Madison | 36 67 | 145                      | A | Saint Francis (PA)   | 69 87 |
|                           |   |                      |       |           |   |                   |       | 99         | A | Brown         | 62 85 | 157                      | H | Binghamton           | 47 55 |
|                           |   |                      |       |           |   |                   |       | 99         | N | Brown         | 60 72 | 158                      | A | Robert Morris        | 49 72 |
|                           |   |                      |       |           |   |                   |       |            |   |               |       | 181                      | H | New Hampshire        | 65 74 |
|                           |   |                      |       |           |   |                   |       |            |   |               |       | 190                      | H | Boston U.            | 61 78 |
|                           |   |                      |       |           |   |                   |       |            |   |               |       | 198                      | A | Boston College       | 42 65 |
|                           |   |                      |       |           |   |                   |       |            |   |               |       | 224                      | A | Holy Cross           | 57 59 |
|                           |   |                      |       |           |   |                   |       |            |   |               |       | 260                      | A | Sacred Heart         | 81 73 |
|                           |   |                      |       |           |   |                   |       |            |   |               |       | 261                      | H | Mt. St. Mary's       | 63 68 |
|                           |   |                      |       |           |   |                   |       |            |   |               |       | 265                      | A | Fairleigh Dickinson  | 65 48 |
|                           |   |                      |       |           |   |                   |       |            |   |               |       | 272                      | H | LIU Brooklyn         | 75 56 |
|                           |   |                      |       |           |   |                   |       |            |   |               |       | 279                      | H | St. Francis Brooklyn | 73 63 |
|                           |   |                      |       |           |   |                   |       |            |   |               |       | 311                      | H | Central Conn. St.    | 66 50 |
|                           |   |                      |       |           |   |                   |       |            |   |               |       | 326                      | H | Wagner               | 66 75 |
|                           |   |                      |       |           |   |                   |       |            |   |               |       | 331                      | N | Rhode Island         | 58 52 |
| -----                     |   |                      |       |           |   |                   |       |            |   |               |       |                          |   |                      |       |
| LAST 12 Division I GAMES: |   |                      |       |           |   |                   |       |            |   |               |       |                          |   |                      |       |
| 145                       | A | Saint Francis (PA)   | 69 87 | 311       | H | Central Conn. St. | 66 50 |            |   |               |       |                          |   |                      |       |
| 158                       | A | Robert Morris        | 49 72 | 261       | H | Mt. St. Mary's    | 63 68 |            |   |               |       |                          |   |                      |       |
| 279                       | H | St. Francis Brooklyn | 73 63 | 326       | H | Wagner            | 66 75 |            |   |               |       |                          |   |                      |       |
| 272                       | H | LIU Brooklyn         | 75 56 | 90        | A | James Madison     | 36 67 |            |   |               |       |                          |   |                      |       |
| 260                       | A | Sacred Heart         | 81 73 | 138       | H | Hartford          | 47 59 |            |   |               |       |                          |   |                      |       |
| 265                       | A | Fairleigh Dickinson  | 65 48 | 157       | H | Binghamton        | 47 55 |            |   |               |       |                          |   |                      |       |

Non-Div I Games:

Bryant



B  
u  
c  
k  
n  
e  
l  
lB  
u  
c  
k  
n  
e  
l  
l

Bucknel I



|                   |          |           |                |            |             |               |      |      |       |           |
|-------------------|----------|-----------|----------------|------------|-------------|---------------|------|------|-------|-----------|
| Average RPI Win:  | 144      | WON-LOST  | WINNING        | LAST 10    | STRENGTH OF | OPP. STRENGTH | TEAM | ADJ. | CONF. | ADJ CONF. |
| Average RPI Loss: | 112      | RECORD    | PCT. RANK      | GAMES      | SCHEDULE    | OF SCHEDULE   | RPI  | RPI  | RPI   | RPI       |
| DIV. I ONLY       | 16- 4    | 30        | 8- 2           | 93         | 71          | 24            | 24   | 7    | 7     |           |
| DIV. I NON-CONF.  | 9- 2     | 34        | 2- 1           | 190        | 57          | 41            | 41   | 8    | 8     |           |
| TOTALS            | RPI 1-25 | RPI 26-50 | W-L RECORDS    | RPI 51-100 | RPI 101-999 | RPI 201+      |      |      |       |           |
| 16- 4             | 0- 0     | 1- 2      | OVERALL        | 4- 0       | 11- 2       | 5- 1          |      |      |       |           |
| 7- 0              | 0- 0     | 0- 0      | HOME           | 1- 0       | 6- 0        | 3- 0          |      |      |       |           |
| 6- 4              | 0- 0     | 1- 2      | AWAY           | 2- 0       | 3- 2        | 2- 1          |      |      |       |           |
| 3- 0              | 0- 0     | 0- 0      | NEUTRAL        | 1- 0       | 2- 0        | 0- 0          |      |      |       |           |
| 9- 2              | 0- 0     | 0- 1      | NON-CONFERENCE | 2- 0       | 7- 1        | 3- 1          |      |      |       |           |
| 3- 0              | 0- 0     | 0- 0      | HOME           | 0- 0       | 3- 0        | 2- 0          |      |      |       |           |
| 3- 2              | 0- 0     | 0- 1      | AWAY           | 1- 0       | 2- 1        | 1- 1          |      |      |       |           |
| 3- 0              | 0- 0     | 0- 0      | NEUTRAL        | 1- 0       | 2- 0        | 0- 0          |      |      |       |           |
| 7- 2              | 0- 0     | 1- 1      | CONFERENCE     | 2- 0       | 4- 1        | 2- 0          |      |      |       |           |
| 4- 0              | 0- 0     | 0- 0      | HOME           | 1- 0       | 3- 0        | 1- 0          |      |      |       |           |
| 3- 2              | 0- 0     | 1- 1      | AWAY           | 1- 0       | 1- 1        | 1- 0          |      |      |       |           |
| 0- 0              | 0- 0     | 0- 0      | NEUTRAL        | 0- 0       | 0- 0        | 0- 0          |      |      |       |           |

| RPI 1-25                  |   |               |       | Team's RPI: 24 |   |                 |       | RPI 26-50 |   |                 |       | RPI 51-100 |   |          |       | RPI 101+ |   |          |       |
|---------------------------|---|---------------|-------|----------------|---|-----------------|-------|-----------|---|-----------------|-------|------------|---|----------|-------|----------|---|----------|-------|
| RPI                       | S | Opponent      | Score | RPI            | S | Opponent        | Score | RPI       | S | Opponent        | Score | RPI        | S | Opponent | Score | RPI      | S | Opponent | Score |
| 28                        | A | Arizona St.   | 57 76 | 56             | N | Nebraska        | 82 72 | 103       | H | Miami (OH)      | 72 67 |            |   |          |       |          |   |          |       |
| 30                        | A | Central Mich. | 79 86 | 58             | H | Toledo          | 87 69 | 104       | N | UNLV            | 80 53 |            |   |          |       |          |   |          |       |
| 34                        | A | Ball St.      | 84 80 | 60             | A | St. John's (NY) | 73 72 | 111       | H | Western Mich.   | 71 49 |            |   |          |       |          |   |          |       |
|                           |   |               |       | 81             | A | Ohio            | 67 63 | 119       | H | Delaware        | 87 73 |            |   |          |       |          |   |          |       |
|                           |   |               |       |                |   |                 |       | 135       | N | Clemson         | 61 41 |            |   |          |       |          |   |          |       |
|                           |   |               |       |                |   |                 |       | 161       | A | Northern Ill.   | 84 86 |            |   |          |       |          |   |          |       |
|                           |   |               |       |                |   |                 |       | 191       | A | Columbia        | 65 63 |            |   |          |       |          |   |          |       |
|                           |   |               |       |                |   |                 |       | 213       | H | Eastern Mich.   | 97 92 |            |   |          |       |          |   |          |       |
|                           |   |               |       |                |   |                 |       | 214       | A | Akron           | 89 66 |            |   |          |       |          |   |          |       |
|                           |   |               |       |                |   |                 |       | 227       | A | Niagara         | 62 75 |            |   |          |       |          |   |          |       |
|                           |   |               |       |                |   |                 |       | 234       | A | St. Bonaventure | 76 59 |            |   |          |       |          |   |          |       |
|                           |   |               |       |                |   |                 |       | 290       | H | Canisius        | 73 47 |            |   |          |       |          |   |          |       |
|                           |   |               |       |                |   |                 |       | 306       | H | UMES            | 76 41 |            |   |          |       |          |   |          |       |
| LAST 12 Division I GAMES: |   |               |       |                |   |                 |       |           |   |                 |       |            |   |          |       |          |   |          |       |
| 30                        | A | Central Mich. | 79 86 | 161            | A | Northern Ill.   | 84 86 |           |   |                 |       |            |   |          |       |          |   |          |       |
| 213                       | H | Eastern Mich. | 97 92 | 111            | H | Western Mich.   | 71 49 |           |   |                 |       |            |   |          |       |          |   |          |       |
| 58                        | H | Toledo        | 87 69 | 214            | A | Akron           | 89 66 |           |   |                 |       |            |   |          |       |          |   |          |       |
| 81                        | A | Ohio          | 67 63 | 60             | A | St. John's (NY) | 73 72 |           |   |                 |       |            |   |          |       |          |   |          |       |
| 34                        | A | Ball St.      | 84 80 | 227            | A | Niagara         | 62 75 |           |   |                 |       |            |   |          |       |          |   |          |       |
| 103                       | H | Miami (OH)    | 72 67 | 234            | A | St. Bonaventure | 76 59 |           |   |                 |       |            |   |          |       |          |   |          |       |

Non-Div I Games:

Buffalo



|                   |          |           |                |            |             |               |      |      |       |           |
|-------------------|----------|-----------|----------------|------------|-------------|---------------|------|------|-------|-----------|
| Average RPI Win:  | 180      | WON-LOST  | WINNING        | LAST 10    | STRENGTH OF | OPP. STRENGTH | TEAM | ADJ. | CONF. | ADJ CONF. |
| Average RPI Loss: | 60       | RECORD    | PCT. RANK      | GAMES      | SCHEDULE    | OF SCHEDULE   | RPI  | RPI  | RPI   | RPI       |
| DIV. I ONLY       | 13- 10   | 136       | 5- 5           | 63         | 72          | 88            | 88   | 6    | 6     |           |
| DIV. I NON-CONF.  | 8- 4     | 87        | 1- 0           | 113        | 191         | 72            | 72   | 5    | 5     |           |
| -----             |          |           |                |            |             |               |      |      |       |           |
| TOTALS            | RPI 1-25 | RPI 26-50 | W-L RECORDS    | RPI 51-100 | RPI 101-999 | RPI 201+      |      |      |       |           |
| 13- 10            | 1- 3     | 1- 4      | OVERALL        | 2- 1       | 9- 2        | 6- 0          |      |      |       |           |
| 7- 4              | 0- 1     | 1- 0      | HOME           | 1- 1       | 5- 2        | 3- 0          |      |      |       |           |
| 5- 4              | 1- 2     | 0- 2      | AWAY           | 0- 0       | 4- 0        | 3- 0          |      |      |       |           |
| 1- 2              | 0- 0     | 0- 2      | NEUTRAL        | 1- 0       | 0- 0        | 0- 0          |      |      |       |           |
| 8- 4              | 0- 0     | 0- 4      | NON-CONFERENCE | 1- 0       | 7- 0        | 6- 0          |      |      |       |           |
| 4- 0              | 0- 0     | 0- 0      | HOME           | 0- 0       | 4- 0        | 3- 0          |      |      |       |           |
| 3- 2              | 0- 0     | 0- 2      | AWAY           | 0- 0       | 3- 0        | 3- 0          |      |      |       |           |
| 1- 2              | 0- 0     | 0- 2      | NEUTRAL        | 1- 0       | 0- 0        | 0- 0          |      |      |       |           |
| 5- 6              | 1- 3     | 1- 0      | CONFERENCE     | 1- 1       | 2- 2        | 0- 0          |      |      |       |           |
| 3- 4              | 0- 1     | 1- 0      | HOME           | 1- 1       | 1- 2        | 0- 0          |      |      |       |           |
| 2- 2              | 1- 2     | 0- 0      | AWAY           | 0- 0       | 1- 0        | 0- 0          |      |      |       |           |
| 0- 0              | 0- 0     | 0- 0      | NEUTRAL        | 0- 0       | 0- 0        | 0- 0          |      |      |       |           |

| RPI 1-25                  |   |            |       | RPI 26-50 |   |                 |       | RPI 51-100 Team's RPI: 88 |   |                 |       | RPI 101+ |   |                |       |
|---------------------------|---|------------|-------|-----------|---|-----------------|-------|---------------------------|---|-----------------|-------|----------|---|----------------|-------|
| RPI                       | S | Opponent   | Score | RPI       | S | Opponent        | Score | RPI                       | S | Opponent        | Score | RPI      | S | Opponent       | Score |
| 21                        | A | Marquette  | 67 69 | 29        | A | South Fla.      | 55 71 | 60                        | H | St. John's (NY) | 55 73 | 124      | A | Georgetown     | 66 57 |
| 22                        | A | Villanova  | 76 53 | 34        | A | Ball St.        | 75 87 | 64                        | N | Virginia Tech   | 79 77 | 124      | H | Georgetown     | 52 63 |
| 22                        | H | Villanova  | 67 69 | 40        | N | West Virginia   | 68 75 | 93                        | H | Seton Hall      | 66 48 | 180      | H | Wisconsin      | 69 62 |
| 23                        | A | DePaul     | 65 87 | 45        | H | Creighton       | 59 53 |                           |   |                 |       | 186      | H | Providence     | 68 57 |
|                           |   |            |       | 47        | N | Drexel          | 62 76 |                           |   |                 |       | 197      | H | Xavier         | 62 69 |
|                           |   |            |       |           |   |                 |       |                           |   |                 |       | 247      | H | Austin Peay    | 75 54 |
|                           |   |            |       |           |   |                 |       |                           |   |                 |       | 251      | H | Lipscomb       | 70 58 |
|                           |   |            |       |           |   |                 |       |                           |   |                 |       | 253      | A | Indiana St.    | 60 51 |
|                           |   |            |       |           |   |                 |       |                           |   |                 |       | 267      | A | Illinois St.   | 56 45 |
|                           |   |            |       |           |   |                 |       |                           |   |                 |       | 299      | A | Murray St.     | 88 59 |
|                           |   |            |       |           |   |                 |       |                           |   |                 |       | 310      | H | Loyola Chicago | 64 52 |
| -----                     |   |            |       |           |   |                 |       |                           |   |                 |       |          |   |                |       |
| LAST 12 Division I GAMES: |   |            |       |           |   |                 |       |                           |   |                 |       |          |   |                |       |
| 22                        | H | Villanova  | 67 69 | 60        | H | St. John's (NY) | 55 73 |                           |   |                 |       |          |   |                |       |
| 124                       | H | Georgetown | 52 63 | 93        | H | Seton Hall      | 66 48 |                           |   |                 |       |          |   |                |       |
| 186                       | H | Providence | 68 57 | 124       | A | Georgetown      | 66 57 |                           |   |                 |       |          |   |                |       |
| 45                        | H | Creighton  | 59 53 | 22        | A | Villanova       | 76 53 |                           |   |                 |       |          |   |                |       |
| 23                        | A | DePaul     | 65 87 | 197       | H | Xavier          | 62 69 |                           |   |                 |       |          |   |                |       |
| 21                        | A | Marquette  | 67 69 | 253       | A | Indiana St.     | 60 51 |                           |   |                 |       |          |   |                |       |

Non-Div I Games:

Butler



|                   |          |           |                |            |             |               |      |      |       |           |
|-------------------|----------|-----------|----------------|------------|-------------|---------------|------|------|-------|-----------|
| Average RPI Win:  | 284      | WON-LOST  | WINNING        | LAST 10    | STRENGTH OF | OPP. STRENGTH | TEAM | ADJ. | CONF. | ADJ CONF. |
| Average RPI Loss: | 175      | RECORD    | PCT. RANK      | GAMES      | SCHEDULE    | OF SCHEDULE   | RPI  | RPI  | RPI   | RPI       |
| DIV. I ONLY       | 9- 10    | 198       | 6- 4           | 331        | 240         | 245           | 245  | 30   | 30    |           |
| DIV. I NON-CONF.  | 4- 8     | 239       | 2- 2           | 258        | 177         | 239           | 239  | 30   | 30    |           |
| -----             |          |           |                |            |             |               |      |      |       |           |
| TOTALS            | RPI 1-25 | RPI 26-50 | W-L RECORDS    | RPI 51-100 | RPI 101-999 | RPI 201+      |      |      |       |           |
| 9- 10             | 0- 1     | 0- 0      | OVERALL        | 0- 1       | 9- 8        | 8- 5          |      |      |       |           |
| 5- 2              | 0- 0     | 0- 0      | HOME           | 0- 0       | 5- 2        | 5- 1          |      |      |       |           |
| 4- 8              | 0- 1     | 0- 0      | AWAY           | 0- 1       | 4- 6        | 3- 4          |      |      |       |           |
| 0- 0              | 0- 0     | 0- 0      | NEUTRAL        | 0- 0       | 0- 0        | 0- 0          |      |      |       |           |
| 4- 8              | 0- 1     | 0- 0      | NON-CONFERENCE | 0- 1       | 4- 6        | 3- 3          |      |      |       |           |
| 2- 1              | 0- 0     | 0- 0      | HOME           | 0- 0       | 2- 1        | 2- 0          |      |      |       |           |
| 2- 7              | 0- 1     | 0- 0      | AWAY           | 0- 1       | 2- 5        | 1- 3          |      |      |       |           |
| 0- 0              | 0- 0     | 0- 0      | NEUTRAL        | 0- 0       | 0- 0        | 0- 0          |      |      |       |           |
| 5- 2              | 0- 0     | 0- 0      | CONFERENCE     | 0- 0       | 5- 2        | 5- 2          |      |      |       |           |
| 3- 1              | 0- 0     | 0- 0      | HOME           | 0- 0       | 3- 1        | 3- 1          |      |      |       |           |
| 2- 1              | 0- 0     | 0- 0      | AWAY           | 0- 0       | 2- 1        | 2- 1          |      |      |       |           |
| 0- 0              | 0- 0     | 0- 0      | NEUTRAL        | 0- 0       | 0- 0        | 0- 0          |      |      |       |           |

| RPI                       | S | Opponent       | Score | RPI | S | Opponent     | Score | RPI | S | Opponent     | Score | RPI | S | Opponent          | Score | Team's RPI: 245 |
|---------------------------|---|----------------|-------|-----|---|--------------|-------|-----|---|--------------|-------|-----|---|-------------------|-------|-----------------|
| 25                        | A | Stanford       | 34 57 |     |   |              |       | 69  | A | South Dakota | 50 66 | 115 | A | UTEP              | 56 67 |                 |
|                           |   |                |       |     |   |              |       |     |   |              |       | 163 | A | Cal Poly          | 57 59 |                 |
|                           |   |                |       |     |   |              |       |     |   |              |       | 168 | H | UC Irvine         | 59 72 |                 |
|                           |   |                |       |     |   |              |       |     |   |              |       | 196 | A | Boise St.         | 65 59 |                 |
|                           |   |                |       |     |   |              |       |     |   |              |       | 215 | A | SMU               | 29 41 |                 |
|                           |   |                |       |     |   |              |       |     |   |              |       | 216 | H | Seattle U         | 75 68 |                 |
|                           |   |                |       |     |   |              |       |     |   |              |       | 235 | H | Omaha             | 52 43 |                 |
|                           |   |                |       |     |   |              |       |     |   |              |       | 242 | A | UC Riverside      | 65 68 |                 |
|                           |   |                |       |     |   |              |       |     |   |              |       | 248 | A | New Mexico St.    | 48 56 |                 |
|                           |   |                |       |     |   |              |       |     |   |              |       | 250 | H | UMKC              | 58 60 |                 |
|                           |   |                |       |     |   |              |       |     |   |              |       | 252 | A | San Jose St.      | 57 67 |                 |
|                           |   |                |       |     |   |              |       |     |   |              |       | 298 | H | Cal St. Fullerton | 55 43 |                 |
|                           |   |                |       |     |   |              |       |     |   |              |       | 301 | H | Utah Valley       | 63 58 |                 |
|                           |   |                |       |     |   |              |       |     |   |              |       | 303 | A | Southern Utah     | 46 45 |                 |
|                           |   |                |       |     |   |              |       |     |   |              |       | 317 | A | UTRGV             | 67 64 |                 |
|                           |   |                |       |     |   |              |       |     |   |              |       | 346 | A | Chicago St.       | 63 36 |                 |
|                           |   |                |       |     |   |              |       |     |   |              |       | 346 | H | Chicago St.       | 63 49 |                 |
| LAST 12 Division I GAMES: |   |                |       |     |   |              |       |     |   |              |       |     |   |                   |       |                 |
| 346                       | A | Chicago St.    | 63 36 | 301 | H | Utah Valley  | 63 58 |     |   |              |       |     |   |                   |       |                 |
| 216                       | H | Seattle U      | 75 68 | 168 | H | UC Irvine    | 59 72 |     |   |              |       |     |   |                   |       |                 |
| 346                       | H | Chicago St.    | 63 49 | 163 | A | Cal Poly     | 57 59 |     |   |              |       |     |   |                   |       |                 |
| 250                       | H | UMKC           | 58 60 | 196 | A | Boise St.    | 65 59 |     |   |              |       |     |   |                   |       |                 |
| 248                       | A | New Mexico St. | 48 56 | 235 | H | Omaha        | 52 43 |     |   |              |       |     |   |                   |       |                 |
| 317                       | A | UTRGV          | 67 64 | 69  | A | South Dakota | 50 66 |     |   |              |       |     |   |                   |       |                 |

Non-Div I Games: Fresno Pacific 74 63 Whittier 72 35



CSUN

Through Games Of Feb. 1, 2018

Average RPI Win: 245

Average RPI Loss: 159

WON-LOST RECORD

WINNING PCT. RANK

LAST 10 GAMES

STRENGTH OF SCHEDULE

OPP. STRENGTH OF SCHEDULE

TEAM RPI

ADJ. RPI

CONF. RPI

ADJ CONF. RPI

DIV. I ONLY

DIV. I NON-CONF.

11- 10

6- 7

158

184

6- 3

2- 1

251

194

219

257

202

219

202

219

21

20

21

20

TOTALS

RPI 1-25

RPI 26-50

W-L RECORDS

RPI 51-100

RPI 101-999

RPI 201+

11- 10

0- 1

0- 0

OVERALL

0- 1

11- 8

9- 3

6- 4

0- 0

6- 4

5- 2

5- 5

0- 1

0- 0

HOME

0- 0

5- 4

4- 1

0- 1

0- 0

0- 0

0- 0

AWAY

0- 0

5- 4

4- 1

0- 1

0- 0

NEUTRAL

0- 1

0- 0

0- 0

6- 7

0- 1

0- 0

NON-CONFERENCE

0- 1

6- 5

4- 2

4- 3

0- 0

4- 3

3- 1

2- 3

0- 1

0- 0

HOME

0- 0

2- 2

1- 1

0- 1

0- 0

0- 0

0- 0

AWAY

0- 0

2- 2

1- 1

0- 1

0- 0

NEUTRAL

0- 1

0- 0

0- 0

5- 3

0- 0

0- 0

CONFERENCE

0- 0

5- 3

5- 1

2- 1

0- 0

2- 1

2- 1

3- 2

0- 0

0- 0

0- 0

HOME

0- 0

3- 2

3- 0

0- 0

0- 0

AWAY

0- 0

3- 2

3- 0

0- 0

0- 0

NEUTRAL

0- 0

0- 0

0- 0

RPI 1-25

RPI 26-50

RPI 51-100

RPI 101+

Team's RPI: 202

RPI S Opponent Score

RPI S Opponent Score

RPI S Opponent Score

RPI S Opponent Score

5 A Oregon 43 91

96 N Milwaukee 50 58

133 H Weber St. 61 64

146 H Idaho 75 80

152 A Loyola Marymount 75 68

163 A Cal Poly 71 84

168 A UC Irvine 47 56

173 H Fresno St. 85 72

199 A New Orleans 73 76

209 A UC Santa Barbara 48 30

209 H UC Santa Barbara 73 74

216 H Seattle U 67 62

235 H Omaha 60 68

236 A San Diego St. 55 58

242 H UC Riverside 60 55

246 A Hawaii 70 58

252 A San Jose St. 76 59

277 H Arizona 66 63

298 A Cal St. Fullerton 70 68

298 H Cal St. Fullerton 65 41

328 H Northern Ari z. 78 69

LAST 12 Division I GAMES:

209 A UC Santa Barbara 48 30

168 A UC Irvine 47 56

246 A Hawaii 70 58

242 H UC Riverside 60 55

298 H Cal St. Fullerton 65 41

163 A Cal Poly 71 84

209 H UC Santa Barbara 73 74

298 A Cal St. Fullerton 70 68

216 H Seattle U 67 62

235 H Omaha 60 68

328 H Northern Ari z. 78 69

152 A Loyola Marymount 75 68

Non-Div I Games: Biola 68 51

CSUN

Loss,

Non-Conf,S Site,

Home

Away

N Neutral

Page 37



C  
a  
l  
P  
o  
l  
y

|                  |           |                               |                |            |             |               |      |      |       |           |  |
|------------------|-----------|-------------------------------|----------------|------------|-------------|---------------|------|------|-------|-----------|--|
| Cal Poly         |           | Through Games Of Feb. 1, 2018 |                |            |             |               |      |      |       |           |  |
| Average RPI      | Win: 252  | WON-LOST                      | WINNING        | LAST 10    | STRENGTH OF | OPP. STRENGTH | TEAM | ADJ. | CONF. | ADJ CONF. |  |
| Average RPI      | Loss: 154 | RECORD                        | PCT. RANK      | GAMES      | SCHEDULE    | OF SCHEDULE   | RPI  | RPI  | RPI   | RPI       |  |
| DIV. I ONLY      | 11- 8     | 129                           | 7- 3           | 245        | 288         | 163           | 163  | 21   | 21    |           |  |
| DIV. I NON-CONF. | 5- 6      | 187                           | 2- 2           | 223        | 319         | 201           | 201  | 20   | 20    |           |  |
| -----            |           |                               |                |            |             |               |      |      |       |           |  |
| TOTALS           | RPI 1-25  | RPI 26-50                     | W-L RECORDS    | RPI 51-100 | RPI 101-999 | RPI 201+      |      |      |       |           |  |
| 11- 8            | 0- 0      | 0- 1                          | OVERALL        | 0- 2       | 11- 5       | 9- 3          |      |      |       |           |  |
| 6- 2             | 0- 0      | 0- 0                          | HOME           | 0- 1       | 6- 1        | 4- 0          |      |      |       |           |  |
| 5- 6             | 0- 0      | 0- 1                          | AWAY           | 0- 1       | 5- 4        | 5- 3          |      |      |       |           |  |
| 0- 0             | 0- 0      | 0- 0                          | NEUTRAL        | 0- 0       | 0- 0        | 0- 0          |      |      |       |           |  |
| 5- 6             | 0- 0      | 0- 1                          | NON-CONFERENCE | 0- 1       | 5- 4        | 4- 2          |      |      |       |           |  |
| 3- 1             | 0- 0      | 0- 0                          | HOME           | 0- 0       | 3- 1        | 2- 0          |      |      |       |           |  |
| 2- 5             | 0- 0      | 0- 1                          | AWAY           | 0- 1       | 2- 3        | 2- 2          |      |      |       |           |  |
| 0- 0             | 0- 0      | 0- 0                          | NEUTRAL        | 0- 0       | 0- 0        | 0- 0          |      |      |       |           |  |
| 6- 2             | 0- 0      | 0- 0                          | CONFERENCE     | 0- 1       | 6- 1        | 5- 1          |      |      |       |           |  |
| 3- 1             | 0- 0      | 0- 0                          | HOME           | 0- 1       | 3- 0        | 2- 0          |      |      |       |           |  |
| 3- 1             | 0- 0      | 0- 0                          | AWAY           | 0- 0       | 3- 1        | 3- 1          |      |      |       |           |  |
| 0- 0             | 0- 0      | 0- 0                          | NEUTRAL        | 0- 0       | 0- 0        | 0- 0          |      |      |       |           |  |

C  
a  
l  
P  
o  
l  
y

| RPI 1-25                  |   |          |       | RPI 26-50 |   |                   |        | RPI 51-100 |   |                   |        | RPI 101+ Team's RPI: 163 |   |                   |       |
|---------------------------|---|----------|-------|-----------|---|-------------------|--------|------------|---|-------------------|--------|--------------------------|---|-------------------|-------|
| RPI                       | S | Opponent | Score | RPI       | S | Opponent          | Score  | RPI        | S | Opponent          | Score  | RPI                      | S | Opponent          | Score |
|                           |   |          |       | 50        | A | Minnesota         | 68 112 | 67         | H | UC Davis          | 76 80  | 158                      | H | Robert Morris     | 50 66 |
|                           |   |          |       |           |   |                   |        | 79         | A | Saint Mary's (CA) | 64 82  | 164                      | A | San Francisco     | 71 83 |
|                           |   |          |       |           |   |                   |        |            |   |                   |        | 164                      | H | San Francisco     | 88 83 |
|                           |   |          |       |           |   |                   |        |            |   |                   |        | 168                      | H | UC Irvine         | 79 76 |
|                           |   |          |       |           |   |                   |        |            |   |                   |        | 202                      | H | CSUN              | 84 71 |
|                           |   |          |       |           |   |                   |        |            |   |                   |        | 203                      | A | Eastern Wash.     | 72 75 |
|                           |   |          |       |           |   |                   |        |            |   |                   |        | 209                      | A | UC Santa Barbara  | 68 73 |
|                           |   |          |       |           |   |                   |        |            |   |                   |        | 242                      | A | UC Riverside      | 87 82 |
|                           |   |          |       |           |   |                   |        |            |   |                   |        | 245                      | H | CSU Bakersfield   | 59 57 |
|                           |   |          |       |           |   |                   |        |            |   |                   |        | 246                      | H | Hawaii            | 52 50 |
|                           |   |          |       |           |   |                   |        |            |   |                   |        | 266                      | A | North Dakota St.  | 73 69 |
|                           |   |          |       |           |   |                   |        |            |   |                   |        | 275                      | H | Grand Canyon      | 75 69 |
|                           |   |          |       |           |   |                   |        |            |   |                   |        | 298                      | A | Cal St. Fullerton | 72 63 |
|                           |   |          |       |           |   |                   |        |            |   |                   |        | 301                      | A | Utah Valley       | 70 89 |
|                           |   |          |       |           |   |                   |        |            |   |                   |        | 328                      | A | Northern Ari z.   | 89 73 |
|                           |   |          |       |           |   |                   |        |            |   |                   |        | 335                      | A | Long Beach St.    | 75 64 |
| -----                     |   |          |       |           |   |                   |        |            |   |                   |        |                          |   |                   |       |
| LAST 12 Division I GAMES: |   |          |       |           |   |                   |        |            |   |                   |        |                          |   |                   |       |
|                           |   |          |       | 246       | H | Hawaii            | 52 50  | 209        | A | UC Santa Barbara  | 68 73  |                          |   |                   |       |
|                           |   |          |       | 298       | A | Cal St. Fullerton | 72 63  | 242        | A | UC Riverside      | 87 82  |                          |   |                   |       |
|                           |   |          |       | 335       | A | Long Beach St.    | 75 64  | 245        | H | CSU Bakersfield   | 59 57  |                          |   |                   |       |
|                           |   |          |       | 67        | H | UC Davis          | 76 80  | 301        | A | Utah Valley       | 70 89  |                          |   |                   |       |
|                           |   |          |       | 168       | H | UC Irvine         | 79 76  | 266        | A | North Dakota St.  | 73 69  |                          |   |                   |       |
|                           |   |          |       | 202       | H | CSUN              | 84 71  | 50         | A | Minnesota         | 68 112 |                          |   |                   |       |

Non-Div I Games: Cal St. Monterey Bay77 44

Cal Poly



|                   |          |           |                |            |             |               |      |      |       |           |
|-------------------|----------|-----------|----------------|------------|-------------|---------------|------|------|-------|-----------|
| Average RPI Win:  | 294      | WON-LOST  | WINNING        | LAST 10    | STRENGTH OF | OPP. STRENGTH | TEAM | ADJ. | CONF. | ADJ CONF. |
| Average RPI Loss: | 183      | RECORD    | PCT. RANK      | GAMES      | SCHEDULE    | OF SCHEDULE   | RPI  | RPI  | RPI   | RPI       |
| DIV. I ONLY       | 6- 14    | 275       | 3- 7           | 295        | 292         | 298           | 298  | 21   | 21    |           |
| DIV. I NON-CONF.  | 4- 8     | 239       | 2- 1           | 314        | 314         | 288           | 288  | 20   | 20    |           |
| -----             |          |           |                |            |             |               |      |      |       |           |
| TOTALS            | RPI 1-25 | RPI 26-50 | W-L RECORDS    | RPI 51-100 | RPI 101-999 | RPI 201+      |      |      |       |           |
| 6- 14             | 0- 0     | 0- 0      | OVERALL        | 0- 1       | 6- 13       | 6- 6          |      |      |       |           |
| 4- 5              | 0- 0     | 0- 0      | HOME           | 0- 0       | 4- 5        | 4- 1          |      |      |       |           |
| 2- 8              | 0- 0     | 0- 0      | AWAY           | 0- 1       | 2- 7        | 2- 5          |      |      |       |           |
| 0- 1              | 0- 0     | 0- 0      | NEUTRAL        | 0- 0       | 0- 1        | 0- 0          |      |      |       |           |
| 4- 8              | 0- 0     | 0- 0      | NON-CONFERENCE | 0- 0       | 4- 8        | 4- 3          |      |      |       |           |
| 2- 2              | 0- 0     | 0- 0      | HOME           | 0- 0       | 2- 2        | 2- 0          |      |      |       |           |
| 2- 5              | 0- 0     | 0- 0      | AWAY           | 0- 0       | 2- 5        | 2- 3          |      |      |       |           |
| 0- 1              | 0- 0     | 0- 0      | NEUTRAL        | 0- 0       | 0- 1        | 0- 0          |      |      |       |           |
| 2- 6              | 0- 0     | 0- 0      | CONFERENCE     | 0- 1       | 2- 5        | 2- 3          |      |      |       |           |
| 2- 3              | 0- 0     | 0- 0      | HOME           | 0- 0       | 2- 3        | 2- 1          |      |      |       |           |
| 0- 3              | 0- 0     | 0- 0      | AWAY           | 0- 1       | 0- 2        | 0- 2          |      |      |       |           |
| 0- 0              | 0- 0     | 0- 0      | NEUTRAL        | 0- 0       | 0- 0        | 0- 0          |      |      |       |           |

| RPI 1-25                  |   |          |       | RPI 26-50 |   |                |       | RPI 51-100 |   |             |       | RPI 101+ |   |                  |       | Team's RPI: 298 |
|---------------------------|---|----------|-------|-----------|---|----------------|-------|------------|---|-------------|-------|----------|---|------------------|-------|-----------------|
| RPI                       | S | Opponent | Score | RPI       | S | Opponent       | Score | RPI        | S | Opponent    | Score | RPI      | S | Opponent         | Score |                 |
|                           |   |          |       |           |   |                |       | 67         | A | UC Davis    | 53 67 | 115      | H | UTEP             | 91 92 |                 |
|                           |   |          |       |           |   |                |       |            |   |             |       | 146      | A | Idaho            | 60 80 |                 |
|                           |   |          |       |           |   |                |       |            |   |             |       | 153      | A | Paci fi c        | 65 81 |                 |
|                           |   |          |       |           |   |                |       |            |   |             |       | 163      | H | Cal Poly         | 63 72 |                 |
|                           |   |          |       |           |   |                |       |            |   |             |       | 168      | H | UC Irvi ne       | 60 76 |                 |
|                           |   |          |       |           |   |                |       |            |   |             |       | 192      | H | Denver           | 58 83 |                 |
|                           |   |          |       |           |   |                |       |            |   |             |       | 194      | N | Oral Roberts     | 50 60 |                 |
|                           |   |          |       |           |   |                |       |            |   |             |       | 202      | A | CSUN             | 41 65 |                 |
|                           |   |          |       |           |   |                |       |            |   |             |       | 202      | H | CSUN             | 68 70 |                 |
|                           |   |          |       |           |   |                |       |            |   |             |       | 233      | A | Montana          | 47 68 |                 |
|                           |   |          |       |           |   |                |       |            |   |             |       | 236      | A | San Diego St.    | 58 59 |                 |
|                           |   |          |       |           |   |                |       |            |   |             |       | 242      | A | UC Ri versi de   | 50 63 |                 |
|                           |   |          |       |           |   |                |       |            |   |             |       | 245      | A | CSU Bakersfi eld | 43 55 |                 |
|                           |   |          |       |           |   |                |       |            |   |             |       | 246      | H | Hawai i          | 69 57 |                 |
|                           |   |          |       |           |   |                |       |            |   |             |       | 263      | A | Santa Clara      | 73 69 |                 |
|                           |   |          |       |           |   |                |       |            |   |             |       | 301      | A | Utah Valley      | 73 36 |                 |
|                           |   |          |       |           |   |                |       |            |   |             |       | 305      | H | Portland         | 66 61 |                 |
|                           |   |          |       |           |   |                |       |            |   |             |       | 316      | H | UTSA             | 55 46 |                 |
|                           |   |          |       |           |   |                |       |            |   |             |       | 335      | H | Long Beach St.   | 67 61 |                 |
| LAST 12 Division I GAMES: |   |          |       |           |   |                |       |            |   |             |       |          |   |                  |       |                 |
|                           |   |          |       | 168       | H | UC Irvi ne     | 60 76 | 202        | H | CSUN        | 68 70 |          |   |                  |       |                 |
|                           |   |          |       | 163       | H | Cal Poly       | 63 72 | 246        | H | Hawai i     | 69 57 |          |   |                  |       |                 |
|                           |   |          |       | 67        | A | UC Davi s      | 53 67 | 115        | H | UTEP        | 91 92 |          |   |                  |       |                 |
|                           |   |          |       | 202       | A | CSUN           | 41 65 | 301        | A | Utah Valley | 73 36 |          |   |                  |       |                 |
|                           |   |          |       | 242       | A | UC Ri versi de | 50 63 | 316        | H | UTSA        | 55 46 |          |   |                  |       |                 |
|                           |   |          |       | 335       | H | Long Beach St. | 67 61 | 146        | A | Idaho       | 60 80 |          |   |                  |       |                 |

Non-Div I Games: Antelope Valley 74 48

Cal St. Fullerton



|                   |          |           |                |            |             |               |      |      |       |           |
|-------------------|----------|-----------|----------------|------------|-------------|---------------|------|------|-------|-----------|
| Average RPI Win:  | 156      | WON-LOST  | WINNING        | LAST 10    | STRENGTH OF | OPP. STRENGTH | TEAM | ADJ. | CONF. | ADJ CONF. |
| Average RPI Loss: | 15       | RECORD    | PCT. RANK      | GAMES      | SCHEDULE    | OF SCHEDULE   | RPI  | RPI  | RPI   | RPI       |
| DIV. I ONLY       | 15- 6    | 64        | 6- 4           | 32         | 40          | 33            | 33   | 4    | 4     |           |
| DIV. I NON-CONF.  | 9- 2     | 34        | 2- 0           | 34         | 75          | 15            | 15   | 3    | 3     |           |
| -----             |          |           |                |            |             |               |      |      |       |           |
| TOTALS            | RPI 1-25 | RPI 26-50 | W-L RECORDS    | RPI 51-100 | RPI 101-999 | RPI 201+      |      |      |       |           |
| 15- 6             | 0- 4     | 2- 2      | OVERALL        | 4- 0       | 9- 0        | 6- 0          |      |      |       |           |
| 9- 3              | 0- 2     | 1- 1      | HOME           | 2- 0       | 6- 0        | 4- 0          |      |      |       |           |
| 6- 3              | 0- 2     | 1- 1      | AWAY           | 2- 0       | 3- 0        | 2- 0          |      |      |       |           |
| 0- 0              | 0- 0     | 0- 0      | NEUTRAL        | 0- 0       | 0- 0        | 0- 0          |      |      |       |           |
| 9- 2              | 0- 2     | 0- 0      | NON-CONFERENCE | 3- 0       | 6- 0        | 4- 0          |      |      |       |           |
| 5- 1              | 0- 1     | 0- 0      | HOME           | 1- 0       | 4- 0        | 3- 0          |      |      |       |           |
| 4- 1              | 0- 1     | 0- 0      | AWAY           | 2- 0       | 2- 0        | 1- 0          |      |      |       |           |
| 0- 0              | 0- 0     | 0- 0      | NEUTRAL        | 0- 0       | 0- 0        | 0- 0          |      |      |       |           |
| 6- 4              | 0- 2     | 2- 2      | CONFERENCE     | 1- 0       | 3- 0        | 2- 0          |      |      |       |           |
| 4- 2              | 0- 1     | 1- 1      | HOME           | 1- 0       | 2- 0        | 1- 0          |      |      |       |           |
| 2- 2              | 0- 1     | 1- 1      | AWAY           | 0- 0       | 1- 0        | 1- 0          |      |      |       |           |
| 0- 0              | 0- 0     | 0- 0      | NEUTRAL        | 0- 0       | 0- 0        | 0- 0          |      |      |       |           |

| RPI 1-25 |   |           |       | RPI 26-50 |   |                        |       | Team's RPI: 33 |   |                   |       | RPI 51-100 |   |             |       | RPI 101+ |   |             |       |
|----------|---|-----------|-------|-----------|---|------------------------|-------|----------------|---|-------------------|-------|------------|---|-------------|-------|----------|---|-------------|-------|
| RPI      | S | Opponent  | Score | RPI       | S | Opponent               | Score | RPI            | S | Opponent          | Score | RPI        | S | Opponent    | Score | RPI      | S | Opponent    | Score |
| 1        | A | UConn     | 47 82 | 28        | A | Ari zona St.           | 71 80 | 78             | H | Washing ton St.   | 66 60 | 112        | H | BYU         | 70 45 |          |   |             |       |
| 10       | A | UCLA      | 52 60 | 28        | H | Ari zona St.           | 42 57 | 79             | H | Saint Mary's (CA) | 87 80 | 142        | H | Washing ton | 69 60 |          |   |             |       |
| 10       | H | UCLA      | 46 82 | 48        | A | Southern Cal i forni a | 62 59 | 98             | A | Kentucky          | 62 52 | 153        | A | Paci fi c   | 92 85 |          |   |             |       |
| 15       | H | Mi ssouri | 52 55 | 48        | H | Southern Cal i forni a | 76 64 | 99             | A | Brown             | 89 79 | 211        | H | San Di ego  | 89 64 |          |   |             |       |
|          |   |           |       |           |   |                        |       |                |   |                   |       |            |   |             |       | 216      | H | Seattle U   | 87 67 |
|          |   |           |       |           |   |                        |       |                |   |                   |       |            |   |             |       | 244      | H | Manhattan   | 87 66 |
|          |   |           |       |           |   |                        |       |                |   |                   |       |            |   |             |       | 263      | A | Santa Clara | 79 41 |
|          |   |           |       |           |   |                        |       |                |   |                   |       |            |   |             |       | 277      | A | Ari zona    | 53 51 |
|          |   |           |       |           |   |                        |       |                |   |                   |       |            |   |             |       | 277      | H | Ari zona    | 63 39 |
|          |   |           |       |           |   |                        |       |                |   |                   |       |            |   |             |       |          |   |             |       |
|          |   |           |       |           |   |                        |       |                |   |                   |       |            |   |             |       |          |   |             |       |
|          |   |           |       |           |   |                        |       |                |   |                   |       |            |   |             |       |          |   |             |       |
|          |   |           |       |           |   |                        |       |                |   |                   |       |            |   |             |       |          |   |             |       |
|          |   |           |       |           |   |                        |       |                |   |                   |       |            |   |             |       |          |   |             |       |
|          |   |           |       |           |   |                        |       |                |   |                   |       |            |   |             |       |          |   |             |       |
|          |   |           |       |           |   |                        |       |                |   |                   |       |            |   |             |       |          |   |             |       |
|          |   |           |       |           |   |                        |       |                |   |                   |       |            |   |             |       |          |   |             |       |
|          |   |           |       |           |   |                        |       |                |   |                   |       |            |   |             |       |          |   |             |       |
|          |   |           |       |           |   |                        |       |                |   |                   |       |            |   |             |       |          |   |             |       |
|          |   |           |       |           |   |                        |       |                |   |                   |       |            |   |             |       |          |   |             |       |
|          |   |           |       |           |   |                        |       |                |   |                   |       |            |   |             |       |          |   |             |       |
|          |   |           |       |           |   |                        |       |                |   |                   |       |            |   |             |       |          |   |             |       |
|          |   |           |       |           |   |                        |       |                |   |                   |       |            |   |             |       |          |   |             |       |
|          |   |           |       |           |   |                        |       |                |   |                   |       |            |   |             |       |          |   |             |       |
|          |   |           |       |           |   |                        |       |                |   |                   |       |            |   |             |       |          |   |             |       |
|          |   |           |       |           |   |                        |       |                |   |                   |       |            |   |             |       |          |   |             |       |
|          |   |           |       |           |   |                        |       |                |   |                   |       |            |   |             |       |          |   |             |       |
|          |   |           |       |           |   |                        |       |                |   |                   |       |            |   |             |       |          |   |             |       |
|          |   |           |       |           |   |                        |       |                |   |                   |       |            |   |             |       |          |   |             |       |
|          |   |           |       |           |   |                        |       |                |   |                   |       |            |   |             |       |          |   |             |       |
|          |   |           |       |           |   |                        |       |                |   |                   |       |            |   |             |       |          |   |             |       |
|          |   |           |       |           |   |                        |       |                |   |                   |       |            |   |             |       |          |   |             |       |
|          |   |           |       |           |   |                        |       |                |   |                   |       |            |   |             |       |          |   |             |       |
|          |   |           |       |           |   |                        |       |                |   |                   |       |            |   |             |       |          |   |             |       |
|          |   |           |       |           |   |                        |       |                |   |                   |       |            |   |             |       |          |   |             |       |
|          |   |           |       |           |   |                        |       |                |   |                   |       |            |   |             |       |          |   |             |       |
|          |   |           |       |           |   |                        |       |                |   |                   |       |            |   |             |       |          |   |             |       |
|          |   |           |       |           |   |                        |       |                |   |                   |       |            |   |             |       |          |   |             |       |
|          |   |           |       |           |   |                        |       |                |   |                   |       |            |   |             |       |          |   |             |       |
|          |   |           |       |           |   |                        |       |                |   |                   |       |            |   |             |       |          |   |             |       |
|          |   |           |       |           |   |                        |       |                |   |                   |       |            |   |             |       |          |   |             |       |
|          |   |           |       |           |   |                        |       |                |   |                   |       |            |   |             |       |          |   |             |       |
|          |   |           |       |           |   |                        |       |                |   |                   |       |            |   |             |       |          |   |             |       |
|          |   |           |       |           |   |                        |       |                |   |                   |       |            |   |             |       |          |   |             |       |
|          |   |           |       |           |   |                        |       |                |   |                   |       |            |   |             |       |          |   |             |       |
|          |   |           |       |           |   |                        |       |                |   |                   |       |            |   |             |       |          |   |             |       |
|          |   |           |       |           |   |                        |       |                |   |                   |       |            |   |             |       |          |   |             |       |
|          |   |           |       |           |   |                        |       |                |   |                   |       |            |   |             |       |          |   |             |       |
|          |   |           |       |           |   |                        |       |                |   |                   |       |            |   |             |       |          |   |             |       |
|          |   |           |       |           |   |                        |       |                |   |                   |       |            |   |             |       |          |   |             |       |
|          |   |           |       |           |   |                        |       |                |   |                   |       |            |   |             |       |          |   |             |       |
|          |   |           |       |           |   |                        |       |                |   |                   |       |            |   |             |       |          |   |             |       |
|          |   |           |       |           |   |                        |       |                |   |                   |       |            |   |             |       |          |   |             |       |
|          |   |           |       |           |   |                        |       |                |   |                   |       |            |   |             |       |          |   |             |       |
|          |   |           |       |           |   |                        |       |                |   |                   |       |            |   |             |       |          |   |             |       |
|          |   |           |       |           |   |                        |       |                |   |                   |       |            |   |             |       |          |   |             |       |
|          |   |           |       |           |   |                        |       |                |   |                   |       |            |   |             |       |          |   |             |       |
|          |   |           |       |           |   |                        |       |                |   |                   |       |            |   |             |       |          |   |             |       |
|          |   |           |       |           |   |                        |       |                |   |                   |       |            |   |             |       |          |   |             |       |
|          |   |           |       |           |   |                        |       |                |   |                   |       |            |   |             |       |          |   |             |       |
|          |   |           |       |           |   |                        |       |                |   |                   |       |            |   |             |       |          |   |             |       |
|          |   |           |       |           |   |                        |       |                |   |                   |       |            |   |             |       |          |   |             |       |
|          |   |           |       |           |   |                        |       |                |   |                   |       |            |   |             |       |          |   |             |       |
|          |   |           |       |           |   |                        |       |                |   |                   |       |            |   |             |       |          |   |             |       |
|          |   |           |       |           |   |                        |       |                |   |                   |       |            |   |             |       |          |   |             |       |
|          |   |           |       |           |   |                        |       |                |   |                   |       |            |   |             |       |          |   |             |       |
|          |   |           |       |           |   |                        |       |                |   |                   |       |            |   |             |       |          |   |             |       |
|          |   |           |       |           |   |                        |       |                |   |                   |       |            |   |             |       |          |   |             |       |
|          |   |           |       |           |   |                        |       |                |   |                   |       |            |   |             |       |          |   |             |       |
|          |   |           |       |           |   |                        |       |                |   |                   |       |            |   |             |       |          |   |             |       |
|          |   |           |       |           |   |                        |       |                |   |                   |       |            |   |             |       |          |   |             |       |
|          |   |           |       |           |   |                        |       |                |   |                   |       |            |   |             |       |          |   |             |       |
|          |   |           |       |           |   |                        |       |                |   |                   |       |            |   |             |       |          |   |             |       |
|          |   |           |       |           |   |                        |       |                |   |                   |       |            |   |             |       |          |   |             |       |
|          |   |           |       |           |   |                        |       |                |   |                   |       |            |   |             |       |          |   |             |       |
|          |   |           |       |           |   |                        |       |                |   |                   |       |            |   |             |       |          |   |             |       |
|          |   |           |       |           |   |                        |       |                |   |                   |       |            |   |             |       |          |   |             |       |
|          |   |           |       |           |   |                        |       |                |   |                   |       |            |   |             |       |          |   |             |       |
|          |   |           |       |           |   |                        |       |                |   |                   |       |            |   |             |       |          |   |             |       |
|          |   |           |       |           |   |                        |       |                |   |                   |       |            |   |             |       |          |   |             |       |
|          |   |           |       |           |   |                        |       |                |   |                   |       |            |   |             |       |          |   |             |       |
|          |   |           |       |           |   |                        |       |                |   |                   |       |            |   |             |       |          |   |             |       |
|          |   |           |       |           |   |                        |       |                |   |                   |       |            |   |             |       |          |   |             |       |
|          |   |           |       |           |   |                        |       |                |   |                   |       |            |   |             |       |          |   |             |       |
|          |   |           |       |           |   |                        |       |                |   |                   |       |            |   |             |       |          |   |             |       |
|          |   |           |       |           |   |                        |       |                |   |                   |       |            |   |             |       |          |   |             |       |
|          |   |           |       |           |   |                        |       |                |   |                   |       |            |   |             |       |          |   |             |       |
|          |   |           |       |           |   |                        |       |                |   |                   |       |            |   |             |       |          |   |             |       |
|          |   |           |       |           |   |                        |       |                |   |                   |       |            |   |             |       |          |   |             |       |
|          |   |           |       |           |   |                        |       |                |   |                   |       |            |   |             |       |          |   |             |       |
|          |   |           |       |           |   |                        |       |                |   |                   |       |            |   |             |       |          |   |             |       |
|          |   |           |       |           |   |                        |       |                |   |                   |       |            |   |             |       |          |   |             |       |
|          |   |           |       |           |   |                        |       |                |   |                   |       |            |   |             |       |          |   |             |       |
|          |   |           |       |           |   |                        |       |                |   |                   |       |            |   |             |       |          |   |             |       |
|          |   |           |       |           |   |                        |       |                |   |                   |       |            |   |             |       |          |   |             |       |
|          |   |           |       |           |   |                        |       |                |   |                   |       |            |   |             |       |          |   |             |       |
|          |   |           |       |           |   |                        |       |                |   |                   |       |            |   |             |       |          |   |             |       |
|          |   |           |       |           |   |                        |       |                |   |                   |       |            |   |             |       |          |   |             |       |
|          |   |           |       |           |   |                        |       |                |   |                   |       |            |   |             |       |          |   |             |       |



|                   |          |           |                |            |             |               |      |      |       |           |
|-------------------|----------|-----------|----------------|------------|-------------|---------------|------|------|-------|-----------|
| Average RPI Win:  | 298      | WON-LOST  | WINNING        | LAST 10    | STRENGTH OF | OPP. STRENGTH | TEAM | ADJ. | CONF. | ADJ CONF. |
| Average RPI Loss: | 175      | RECORD    | PCT. RANK      | GAMES      | SCHEDULE    | OF SCHEDULE   | RPI  | RPI  | RPI   | RPI       |
| DIV. I ONLY       | 9- 9     | 165       | 4- 6           | 328        | 315         | 258           | 258  | 28   | 28    |           |
| DIV. I NON-CONF.  | 5- 4     | 146       | 1- 2           | 329        | 271         | 237           | 237  | 28   | 28    |           |
| -----             |          |           |                |            |             |               |      |      |       |           |
| TOTALS            | RPI 1-25 | RPI 26-50 | W-L RECORDS    | RPI 51-100 | RPI 101-999 | RPI 201+      |      |      |       |           |
| 9- 9              | 0- 0     | 0- 0      | OVERALL        | 0- 1       | 9- 8        | 9- 4          |      |      |       |           |
| 4- 5              | 0- 0     | 0- 0      | HOME           | 0- 1       | 4- 4        | 4- 2          |      |      |       |           |
| 5- 4              | 0- 0     | 0- 0      | AWAY           | 0- 0       | 5- 2        | 5- 2          |      |      |       |           |
| 0- 0              | 0- 0     | 0- 0      | NEUTRAL        | 0- 0       | 0- 0        | 0- 0          |      |      |       |           |
| 5- 4              | 0- 0     | 0- 0      | NON-CONFERENCE | 0- 1       | 5- 3        | 5- 2          |      |      |       |           |
| 2- 2              | 0- 0     | 0- 0      | HOME           | 0- 1       | 2- 1        | 2- 1          |      |      |       |           |
| 3- 2              | 0- 0     | 0- 0      | AWAY           | 0- 0       | 3- 2        | 3- 1          |      |      |       |           |
| 0- 0              | 0- 0     | 0- 0      | NEUTRAL        | 0- 0       | 0- 0        | 0- 0          |      |      |       |           |
| 4- 5              | 0- 0     | 0- 0      | CONFERENCE     | 0- 0       | 4- 5        | 4- 2          |      |      |       |           |
| 2- 3              | 0- 0     | 0- 0      | HOME           | 0- 0       | 2- 3        | 2- 1          |      |      |       |           |
| 2- 2              | 0- 0     | 0- 0      | AWAY           | 0- 0       | 2- 2        | 2- 1          |      |      |       |           |
| 0- 0              | 0- 0     | 0- 0      | NEUTRAL        | 0- 0       | 0- 0        | 0- 0          |      |      |       |           |

| RPI 1-25                  |   |              |       | RPI 26-50 |     |          |                | RPI 51-100 |    |          |       | RPI 101+ |   |                    |       | Team's RPI: 258 |
|---------------------------|---|--------------|-------|-----------|-----|----------|----------------|------------|----|----------|-------|----------|---|--------------------|-------|-----------------|
| RPI                       | S | Opponent     | Score | RPI       | S   | Opponent | Score          | RPI        | S  | Opponent | Score | RPI      | S | Opponent           | Score |                 |
|                           |   |              |       |           |     |          |                | 62         | H  | Mercer   | 57    | 58       |   |                    |       |                 |
|                           |   |              |       |           |     |          |                |            |    |          |       | 110      | A | Liberty            | 42    | 60              |
|                           |   |              |       |           |     |          |                |            |    |          |       | 131      | H | High Point         | 53    | 62              |
|                           |   |              |       |           |     |          |                |            |    |          |       | 134      | A | Kansas             | 48    | 66              |
|                           |   |              |       |           |     |          |                |            |    |          |       | 185      | H | Radford            | 50    | 51              |
|                           |   |              |       |           |     |          |                |            |    |          |       | 206      | H | Norfolk St.        | 27    | 53              |
|                           |   |              |       |           |     |          |                |            |    |          |       | 223      | A | Gardner-Webb       | 73    | 44              |
|                           |   |              |       |           |     |          |                |            |    |          |       | 225      | A | UNCG               | 72    | 61              |
|                           |   |              |       |           |     |          |                |            |    |          |       | 242      | H | UNC Asheville      | 52    | 60              |
|                           |   |              |       |           |     |          |                |            |    |          |       | 249      | A | Howard             | 61    | 63              |
|                           |   |              |       |           |     |          |                |            |    |          |       | 255      | A | Col. of Charleston | 53    | 45              |
|                           |   |              |       |           |     |          |                |            |    |          |       | 256      | A | Presbyterian       | 59    | 65              |
|                           |   |              |       |           |     |          |                |            |    |          |       | 313      | H | USC Upstate        | 69    | 49              |
|                           |   |              |       |           |     |          |                |            |    |          |       | 322      | H | Charleston So.     | 58    | 49              |
|                           |   |              |       |           |     |          |                |            |    |          |       | 323      | H | Western Caro.      | 58    | 51              |
|                           |   |              |       |           |     |          |                |            |    |          |       | 333      | A | N.C. Central       | 58    | 51              |
|                           |   |              |       |           |     |          |                |            |    |          |       | 342      | A | Winthrop           | 72    | 48              |
|                           |   |              |       |           |     |          |                |            |    |          |       | 349      | H | Longwood           | 58    | 48              |
| LAST 12 Division I GAMES: |   |              |       |           |     |          |                |            |    |          |       |          |   |                    |       |                 |
| 185                       | H | Radford      | 50    | 51        | 322 | H        | Charleston So. | 58         | 49 |          |       |          |   |                    |       |                 |
| 349                       | H | Longwood     | 58    | 48        | 342 | A        | Winthrop       | 72         | 48 |          |       |          |   |                    |       |                 |
| 223                       | A | Gardner-Webb | 73    | 44        | 242 | H        | UNC Asheville  | 52         | 60 |          |       |          |   |                    |       |                 |
| 110                       | A | Liberty      | 42    | 60        | 249 | A        | Howard         | 61         | 63 |          |       |          |   |                    |       |                 |
| 131                       | H | High Point   | 53    | 62        | 333 | A        | N.C. Central   | 58         | 51 |          |       |          |   |                    |       |                 |
| 256                       | A | Presbyterian | 59    | 65        | 206 | H        | Norfolk St.    | 27         | 53 |          |       |          |   |                    |       |                 |

Non-Div I Games: Columbia Int'l 78 39 William Peace 94 42

Campbell



|                   |          |           |                |            |             |               |      |      |       |           |
|-------------------|----------|-----------|----------------|------------|-------------|---------------|------|------|-------|-----------|
| Average RPI Win:  | 255      | WON-LOST  | WINNING        | LAST 10    | STRENGTH OF | OPP. STRENGTH | TEAM | ADJ. | CONF. | ADJ CONF. |
| Average RPI Loss: | 196      | RECORD    | PCT. RANK      | GAMES      | SCHEDULE    | OF SCHEDULE   | RPI  | RPI  | RPI   | RPI       |
| DIV. I ONLY       | 7- 15    | 270       | 5- 5           | 294        | 297         | 290           | 290  | 27   | 27    |           |
| DIV. I NON-CONF.  | 2- 9     | 295       | 0- 1           | 205        | 291         | 297           | 297  | 26   | 26    |           |
| -----             |          |           |                |            |             |               |      |      |       |           |
| TOTALS            | RPI 1-25 | RPI 26-50 | W-L RECORDS    | RPI 51-100 | RPI 101-999 | RPI 201+      |      |      |       |           |
| 7- 15             | 0- 1     | 0- 0      | OVERALL        | 0- 1       | 7- 13       | 5- 9          |      |      |       |           |
| 3- 8              | 0- 0     | 0- 0      | HOME           | 0- 1       | 3- 7        | 2- 6          |      |      |       |           |
| 4- 6              | 0- 0     | 0- 0      | AWAY           | 0- 0       | 4- 1        | 3- 0          |      |      |       |           |
| 0- 1              | 0- 0     | 0- 0      | NEUTRAL        | 0- 0       | 0- 1        | 0- 0          |      |      |       |           |
| 2- 9              | 0- 1     | 0- 0      | NON-CONFERENCE | 0- 0       | 2- 8        | 1- 5          |      |      |       |           |
| 1- 4              | 0- 0     | 0- 0      | HOME           | 0- 0       | 1- 4        | 1- 4          |      |      |       |           |
| 1- 4              | 0- 1     | 0- 0      | AWAY           | 0- 0       | 1- 3        | 0- 1          |      |      |       |           |
| 0- 1              | 0- 0     | 0- 0      | NEUTRAL        | 0- 0       | 0- 1        | 0- 0          |      |      |       |           |
| 5- 6              | 0- 0     | 0- 0      | CONFERENCE     | 0- 1       | 5- 5        | 4- 4          |      |      |       |           |
| 2- 4              | 0- 0     | 0- 0      | HOME           | 0- 1       | 2- 3        | 1- 2          |      |      |       |           |
| 3- 2              | 0- 0     | 0- 0      | AWAY           | 0- 0       | 3- 2        | 3- 2          |      |      |       |           |
| 0- 0              | 0- 0     | 0- 0      | NEUTRAL        | 0- 0       | 0- 0        | 0- 0          |      |      |       |           |

| RPI 1-25                  |   |               |       | RPI 26-50 |   |              |       | RPI 51-100 |   |            |       | RPI 101+ |   |                 |       | Team's RPI: 290 |
|---------------------------|---|---------------|-------|-----------|---|--------------|-------|------------|---|------------|-------|----------|---|-----------------|-------|-----------------|
| RPI                       | S | Opponent      | Score | RPI       | S | Opponent     | Score | RPI        | S | Opponent   | Score | RPI      | S | Opponent        | Score |                 |
| 24                        | A | Buffalo       | 47 73 |           |   |              |       | 55         | H | Quinnipiac | 55 84 | 103      | A | Miami (OH)      | 47 72 |                 |
|                           |   |               |       |           |   |              |       |            |   |            |       | 130      | N | Middle Tenn.    | 45 55 |                 |
|                           |   |               |       |           |   |              |       |            |   |            |       | 141      | A | Bucknell        | 57 76 |                 |
|                           |   |               |       |           |   |              |       |            |   |            |       | 156      | A | Bowling Green   | 71 57 |                 |
|                           |   |               |       |           |   |              |       |            |   |            |       | 182      | H | Marist          | 53 78 |                 |
|                           |   |               |       |           |   |              |       |            |   |            |       | 193      | H | Siena           | 65 57 |                 |
|                           |   |               |       |           |   |              |       |            |   |            |       | 206      | H | Oakland         | 48 83 |                 |
|                           |   |               |       |           |   |              |       |            |   |            |       | 220      | H | Morehead St.    | 52 76 |                 |
|                           |   |               |       |           |   |              |       |            |   |            |       | 227      | H | Niagara         | 64 60 |                 |
|                           |   |               |       |           |   |              |       |            |   |            |       | 234      | H | St. Bonaventure | 71 69 |                 |
|                           |   |               |       |           |   |              |       |            |   |            |       | 244      | A | Manhattan       | 39 58 |                 |
|                           |   |               |       |           |   |              |       |            |   |            |       | 244      | H | Manhattan       | 56 59 |                 |
|                           |   |               |       |           |   |              |       |            |   |            |       | 259      | H | Fairfield       | 52 56 |                 |
|                           |   |               |       |           |   |              |       |            |   |            |       | 264      | A | Rider           | 54 70 |                 |
|                           |   |               |       |           |   |              |       |            |   |            |       | 269      | H | Colgate         | 63 70 |                 |
|                           |   |               |       |           |   |              |       |            |   |            |       | 276      | H | Cornell         | 59 67 |                 |
|                           |   |               |       |           |   |              |       |            |   |            |       | 297      | A | Monmouth        | 60 48 |                 |
|                           |   |               |       |           |   |              |       |            |   |            |       | 317      | A | UTRGV           | 46 63 |                 |
|                           |   |               |       |           |   |              |       |            |   |            |       | 338      | A | Iona            | 53 49 |                 |
|                           |   |               |       |           |   |              |       |            |   |            |       | 343      | A | Saint Peter's   | 66 53 |                 |
| -----                     |   |               |       |           |   |              |       |            |   |            |       |          |   |                 |       |                 |
| LAST 12 Division I GAMES: |   |               |       |           |   |              |       |            |   |            |       |          |   |                 |       |                 |
| 227                       | H | Niagara       | 64 60 | 244       | H | Manhattan    | 56 59 |            |   |            |       |          |   |                 |       |                 |
| 182                       | H | Marist        | 53 78 | 264       | A | Rider        | 54 70 |            |   |            |       |          |   |                 |       |                 |
| 55                        | H | Quinnipiac    | 55 84 | 244       | A | Manhattan    | 39 58 |            |   |            |       |          |   |                 |       |                 |
| 297                       | A | Monmouth      | 60 48 | 338       | A | Iona         | 53 49 |            |   |            |       |          |   |                 |       |                 |
| 343                       | A | Saint Peter's | 66 53 | 259       | H | Fairfield    | 52 56 |            |   |            |       |          |   |                 |       |                 |
| 193                       | H | Siena         | 65 57 | 130       | N | Middle Tenn. | 45 55 |            |   |            |       |          |   |                 |       |                 |

Non-Div I Games:

Canisius



|                   |          |           |                |            |             |               |      |      |       |           |
|-------------------|----------|-----------|----------------|------------|-------------|---------------|------|------|-------|-----------|
| Average RPI Win:  | 252      | WON-LOST  | WINNING        | LAST 10    | STRENGTH OF | OPP. STRENGTH | TEAM | ADJ. | CONF. | ADJ CONF. |
| Average RPI Loss: | 73       | RECORD    | PCT. RANK      | GAMES      | SCHEDULE    | OF SCHEDULE   | RPI  | RPI  | RPI   | RPI       |
| DIV. I ONLY       | 11- 6    | 93        | 8- 2           | 174        | 193         | 97            | 97   | 25   | 25    |           |
| DIV. I NON-CONF.  | 3- 4     | 209       | 2- 0           | 16         | 24          | 57            | 57   | 25   | 25    |           |
| -----             |          |           |                |            |             |               |      |      |       |           |
| TOTALS            | RPI 1-25 | RPI 26-50 | W-L RECORDS    | RPI 51-100 | RPI 101-999 | RPI 201+      |      |      |       |           |
| 11- 6             | 0- 3     | 0- 0      | OVERALL        | 0- 1       | 11- 2       | 9- 0          |      |      |       |           |
| 5- 1              | 0- 0     | 0- 0      | HOME           | 0- 0       | 5- 1        | 4- 0          |      |      |       |           |
| 4- 5              | 0- 0     | 0- 0      | AWAY           | 0- 0       | 4- 0        | 4- 0          |      |      |       |           |
| 2- 0              | 0- 0     | 0- 0      | NEUTRAL        | 0- 0       | 2- 0        | 1- 0          |      |      |       |           |
| 3- 4              | 0- 3     | 0- 0      | NON-CONFERENCE | 0- 1       | 3- 0        | 2- 0          |      |      |       |           |
| 1- 0              | 0- 0     | 0- 0      | HOME           | 0- 0       | 1- 0        | 1- 0          |      |      |       |           |
| 0- 4              | 0- 3     | 0- 0      | AWAY           | 0- 1       | 0- 0        | 0- 0          |      |      |       |           |
| 2- 0              | 0- 0     | 0- 0      | NEUTRAL        | 0- 0       | 2- 0        | 1- 0          |      |      |       |           |
| 8- 2              | 0- 0     | 0- 0      | CONFERENCE     | 0- 0       | 8- 2        | 7- 0          |      |      |       |           |
| 4- 1              | 0- 0     | 0- 0      | HOME           | 0- 0       | 4- 1        | 3- 0          |      |      |       |           |
| 4- 1              | 0- 0     | 0- 0      | AWAY           | 0- 0       | 4- 1        | 4- 0          |      |      |       |           |
| 0- 0              | 0- 0     | 0- 0      | NEUTRAL        | 0- 0       | 0- 0        | 0- 0          |      |      |       |           |

| RPI 1-25                  |   |                   |       | RPI 26-50 |   |                    |       | RPI 51-100 Team's RPI: 97 |   |                  |       | RPI 101+ |   |                    |       |
|---------------------------|---|-------------------|-------|-----------|---|--------------------|-------|---------------------------|---|------------------|-------|----------|---|--------------------|-------|
| RPI                       | S | Opponent          | Score | RPI       | S | Opponent           | Score | RPI                       | S | Opponent         | Score | RPI      | S | Opponent           | Score |
| 8                         | A | Baylor            | 55 86 |           |   |                    |       | 89                        | A | South Ala.       | 43 64 | 123      | A | SFA                | 46 59 |
| 9                         | A | Tennessee         | 34 77 |           |   |                    |       |                           |   |                  |       | 126      | H | Lamar University   | 51 39 |
| 12                        | A | Texas A&M         | 61 72 |           |   |                    |       |                           |   |                  |       | 135      | N | Clemson            | 53 47 |
|                           |   |                   |       |           |   |                    |       |                           |   |                  |       | 199      | H | New Orleans        | 48 52 |
|                           |   |                   |       |           |   |                    |       |                           |   |                  |       | 218      | H | Abilene Christian  | 63 45 |
|                           |   |                   |       |           |   |                    |       |                           |   |                  |       | 262      | A | A&M-Corpus Christi | 58 50 |
|                           |   |                   |       |           |   |                    |       |                           |   |                  |       | 266      | N | North Dakota St.   | 68 45 |
|                           |   |                   |       |           |   |                    |       |                           |   |                  |       | 268      | A | Nicholls St.       | 69 48 |
|                           |   |                   |       |           |   |                    |       |                           |   |                  |       | 270      | H | Alcorn             | 75 52 |
|                           |   |                   |       |           |   |                    |       |                           |   |                  |       | 295      | H | Southeastern La.   | 63 47 |
|                           |   |                   |       |           |   |                    |       |                           |   |                  |       | 300      | A | Incarinate Word    | 57 35 |
|                           |   |                   |       |           |   |                    |       |                           |   |                  |       | 304      | A | Northwestern St.   | 61 53 |
|                           |   |                   |       |           |   |                    |       |                           |   |                  |       | 327      | H | Sam Houston St.    | 69 44 |
| LAST 12 Division I GAMES: |   |                   |       |           |   |                    |       |                           |   |                  |       |          |   |                    |       |
| 304                       | A | Northwestern St.  | 61 53 | 126       | H | Lamar University   | 51 39 | 327                       | H | Sam Houston St.  | 69 44 | 295      | H | Southeastern La.   | 63 47 |
| 123                       | A | SFA               | 46 59 | 262       | A | A&M-Corpus Christi | 58 50 | 266                       | N | North Dakota St. | 68 45 | 135      | N | Clemson            | 53 47 |
| 218                       | H | Abilene Christian | 63 45 | 268       | A | Nicholls St.       | 69 48 |                           |   |                  |       |          |   |                    |       |
| 199                       | H | New Orleans       | 48 52 | 300       | A | Incarinate Word    | 57 35 |                           |   |                  |       |          |   |                    |       |

Non-Div I Games: Central Baptist 75 34 Williams Baptist 77 31 Crowley's Ridge 106 23 Hendrix 79 22 Central Ark.



|                   |          |           |                |            |             |               |      |      |       |           |
|-------------------|----------|-----------|----------------|------------|-------------|---------------|------|------|-------|-----------|
| Average RPI Win:  | 293      | WON-LOST  | WINNING        | LAST 10    | STRENGTH OF | OPP. STRENGTH | TEAM | ADJ. | CONF. | ADJ CONF. |
| Average RPI Loss: | 171      | RECORD    | PCT. RANK      | GAMES      | SCHEDULE    | OF SCHEDULE   | RPI  | RPI  | RPI   | RPI       |
| DIV. I ONLY       | 2- 18    | 334       | 2- 8           | 132        | 298         | 311           | 311  | 29   | 29    |           |
| DIV. I NON-CONF.  | 0- 11    | 337       | 0- 3           | 37         | 206         | 277           | 277  | 29   | 29    |           |
| -----             |          |           |                |            |             |               |      |      |       |           |
| TOTALS            | RPI 1-25 | RPI 26-50 | W-L RECORDS    | RPI 51-100 | RPI 101-999 | RPI 201+      |      |      |       |           |
| 2- 18             | 0- 0     | 0- 2      | OVERALL        | 0- 4       | 2- 12       | 2- 8          |      |      |       |           |
| 2- 7              | 0- 0     | 0- 0      | HOME           | 0- 2       | 2- 5        | 2- 4          |      |      |       |           |
| 0- 11             | 0- 0     | 0- 2      | AWAY           | 0- 2       | 0- 7        | 0- 4          |      |      |       |           |
| 0- 0              | 0- 0     | 0- 0      | NEUTRAL        | 0- 0       | 0- 0        | 0- 0          |      |      |       |           |
| 0- 11             | 0- 0     | 0- 2      | NON-CONFERENCE | 0- 4       | 0- 5        | 0- 3          |      |      |       |           |
| 0- 4              | 0- 0     | 0- 0      | HOME           | 0- 2       | 0- 2        | 0- 1          |      |      |       |           |
| 0- 7              | 0- 0     | 0- 2      | AWAY           | 0- 2       | 0- 3        | 0- 2          |      |      |       |           |
| 0- 0              | 0- 0     | 0- 0      | NEUTRAL        | 0- 0       | 0- 0        | 0- 0          |      |      |       |           |
| 2- 7              | 0- 0     | 0- 0      | CONFERENCE     | 0- 0       | 2- 7        | 2- 5          |      |      |       |           |
| 2- 3              | 0- 0     | 0- 0      | HOME           | 0- 0       | 2- 3        | 2- 3          |      |      |       |           |
| 0- 4              | 0- 0     | 0- 0      | AWAY           | 0- 0       | 0- 4        | 0- 2          |      |      |       |           |
| 0- 0              | 0- 0     | 0- 0      | NEUTRAL        | 0- 0       | 0- 0        | 0- 0          |      |      |       |           |

| RPI 1-25                  |   |          |       | RPI 26-50 |   |                      |        | RPI 51-100 |   |                |       | RPI 101+ |   |                      |       | Team's RPI: 311 |
|---------------------------|---|----------|-------|-----------|---|----------------------|--------|------------|---|----------------|-------|----------|---|----------------------|-------|-----------------|
| RPI                       | S | Opponent | Score | RPI       | S | Opponent             | Score  | RPI        | S | Opponent       | Score | RPI      | S | Opponent             | Score |                 |
|                           |   |          |       | 31        | A | Virginia             | 59 103 | 53         | A | Duquesne       | 58 83 | 117      | H | Yale                 | 62 75 |                 |
|                           |   |          |       | 40        | A | West Virginia        | 52 102 | 66         | H | Albany (NY)    | 60 72 | 138      | A | Hartford             | 52 68 |                 |
|                           |   |          |       |           |   |                      |        | 80         | A | Penn St.       | 66 83 | 145      | A | Saint Francis (PA)   | 59 87 |                 |
|                           |   |          |       |           |   |                      |        | 99         | H | Brown          | 55 78 | 158      | A | Robert Morris        | 47 66 |                 |
|                           |   |          |       |           |   |                      |        |            |   |                |       | 226      | A | Stony Brook          | 55 60 |                 |
|                           |   |          |       |           |   |                      |        |            |   |                |       | 260      | H | Sacred Heart         | 69 59 |                 |
|                           |   |          |       |           |   |                      |        |            |   |                |       | 261      | H | Mt. St. Mary's       | 56 68 |                 |
|                           |   |          |       |           |   |                      |        |            |   |                |       | 265      | A | Fairleigh Dickinson  | 49 78 |                 |
|                           |   |          |       |           |   |                      |        |            |   |                |       | 272      | H | LIU Brooklyn         | 54 61 |                 |
|                           |   |          |       |           |   |                      |        |            |   |                |       | 274      | A | Bryant               | 50 66 |                 |
|                           |   |          |       |           |   |                      |        |            |   |                |       | 279      | H | St. Francis Brooklyn | 70 78 |                 |
|                           |   |          |       |           |   |                      |        |            |   |                |       | 285      | H | Morgan St.           | 41 61 |                 |
|                           |   |          |       |           |   |                      |        |            |   |                |       | 292      | A | Vermont              | 48 62 |                 |
|                           |   |          |       |           |   |                      |        |            |   |                |       | 326      | H | Wagner               | 59 56 |                 |
| -----                     |   |          |       |           |   |                      |        |            |   |                |       |          |   |                      |       |                 |
| LAST 12 Division I GAMES: |   |          |       |           |   |                      |        |            |   |                |       |          |   |                      |       |                 |
|                           |   |          |       | 158       | A | Robert Morris        | 47 66  | 274        | A | Bryant         | 50 66 |          |   |                      |       |                 |
|                           |   |          |       | 145       | A | Saint Francis (PA)   | 59 87  | 326        | H | Wagner         | 59 56 |          |   |                      |       |                 |
|                           |   |          |       | 272       | H | LIU Brooklyn         | 54 61  | 261        | H | Mt. St. Mary's | 56 68 |          |   |                      |       |                 |
|                           |   |          |       | 279       | H | St. Francis Brooklyn | 70 78  | 292        | A | Vermont        | 48 62 |          |   |                      |       |                 |
|                           |   |          |       | 265       | A | Fairleigh Dickinson  | 49 78  | 226        | A | Stony Brook    | 55 60 |          |   |                      |       |                 |
|                           |   |          |       | 260       | H | Sacred Heart         | 69 59  | 117        | H | Yale           | 62 75 |          |   |                      |       |                 |

Non-Div I Games:

Central Conn. St.



Average RPI Win: 147

Average RPI Loss: 48

WON-LOST  
RECORDWINNING  
PCT. RANKLAST 10  
GAMESSTRENGTH OF  
SCHEDULEOPP. STRENGTH  
OF SCHEDULETEAM  
RPIADJ.  
RPICONF.  
RPIADJ CONF.  
RPIDIV. I ONLY  
DIV. I NON-CONF.

16- 3

16

9- 1

87

61

30

30

7

7

7- 3

74

1- 2

172

48

84

84

8

8

TOTALS

RPI 1-25

RPI 26-50

W-L RECORDS

RPI 51-100

RPI 101-999

RPI 201+

16- 3

1- 0

1- 1

OVERALL

1- 2

13- 0

5- 0

7- 2

1- 0

0- 1

HOME

1- 1

5- 0

1- 0

7- 1

0- 0

1- 0

AWAY

0- 1

6- 0

3- 0

2- 0

0- 0

0- 0

NEUTRAL

0- 0

2- 0

1- 0

7- 3

0- 0

0- 1

NON-CONFERENCE

0- 2

7- 0

4- 0

2- 2

0- 0

0- 1

HOME

0- 1

2- 0

1- 0

3- 1

0- 0

0- 0

AWAY

0- 1

3- 0

2- 0

2- 0

0- 0

0- 0

NEUTRAL

0- 0

2- 0

1- 0

9- 0

1- 0

1- 0

CONFERENCE

1- 0

6- 0

1- 0

5- 0

1- 0

0- 0

HOME

1- 0

3- 0

0- 0

4- 0

0- 0

1- 0

AWAY

0- 0

3- 0

1- 0

0- 0

0- 0

0- 0

NEUTRAL

0- 0

0- 0

0- 0

RPI 1-25

RPI 26-50

Team's RPI: 30

RPI 51-100

RPI 101+

| RPI | S | Opponent | Score |
|-----|---|----------|-------|
| 24  | H | Buffalo  | 86 79 |

| RPI | S | Opponent | Score |
|-----|---|----------|-------|
| 34  | A | Ball St. | 69 65 |
| 37  | H | Purdue   | 69 79 |

| RPI | S | Opponent   | Score |
|-----|---|------------|-------|
| 53  | A | Duquesne   | 61 64 |
| 55  | H | Quinnipiac | 70 84 |
| 81  | H | Ohio       | 82 58 |

| RPI | S | Opponent           | Score  |
|-----|---|--------------------|--------|
| 103 | A | Miami (OH)         | 84 66  |
| 111 | H | Western Mich.      | 74 70  |
| 118 | H | Vanderbilt         | 92 75  |
| 125 | H | Kent St.           | 88 84  |
| 129 | N | Iowa St.           | 81 60  |
| 150 | A | SIUE               | 94 56  |
| 156 | H | Bowling Green      | 90 54  |
| 161 | A | Northern Ill.      | 81 78  |
| 206 | A | Oakland            | 103 85 |
| 214 | A | Akron              | 95 86  |
| 236 | N | San Diego St.      | 85 76  |
| 253 | A | Indiana St.        | 77 67  |
| 255 | H | Col. of Charleston | 79 58  |

LAST 12 Division I GAMES:

|     |   |               |       |
|-----|---|---------------|-------|
| 24  | H | Buffalo       | 86 79 |
| 111 | H | Western Mich. | 74 70 |
| 214 | A | Akron         | 95 86 |
| 161 | A | Northern Ill. | 81 78 |
| 125 | H | Kent St.      | 88 84 |
| 156 | H | Bowling Green | 90 54 |

|     |   |             |       |
|-----|---|-------------|-------|
| 103 | A | Miami (OH)  | 84 66 |
| 81  | H | Ohio        | 82 58 |
| 34  | A | Ball St.    | 69 65 |
| 55  | H | Quinnipiac  | 70 84 |
| 53  | A | Duquesne    | 61 64 |
| 253 | A | Indiana St. | 77 67 |

Non-Div I Games:

Aquinas

96 47

Central Mich.



|                   |          |           |                |            |             |               |      |      |       |           |
|-------------------|----------|-----------|----------------|------------|-------------|---------------|------|------|-------|-----------|
| Average RPI Win:  | 306      | WON-LOST  | WINNING        | LAST 10    | STRENGTH OF | OPP. STRENGTH | TEAM | ADJ. | CONF. | ADJ CONF. |
| Average RPI Loss: | 197      | RECORD    | PCT. RANK      | GAMES      | SCHEDULE    | OF SCHEDULE   | RPI  | RPI  | RPI   | RPI       |
| DIV. I ONLY       | 5- 12    | 279       | 4- 6           | 317        | 326         | 322           | 322  | 28   | 28    |           |
| DIV. I NON-CONF.  | 2- 6     | 280       | 1- 1           | 325        | 278         | 333           | 333  | 28   | 28    |           |
| -----             |          |           |                |            |             |               |      |      |       |           |
| TOTALS            | RPI 1-25 | RPI 26-50 | W-L RECORDS    | RPI 51-100 | RPI 101-999 | RPI 201+      |      |      |       |           |
| 5- 12             | 0- 0     | 0- 0      | OVERALL        | 0- 1       | 5- 11       | 5- 6          |      |      |       |           |
| 3- 5              | 0- 0     | 0- 0      | HOME           | 0- 0       | 3- 5        | 3- 3          |      |      |       |           |
| 2- 6              | 0- 0     | 0- 0      | AWAY           | 0- 0       | 2- 2        | 2- 2          |      |      |       |           |
| 0- 1              | 0- 0     | 0- 0      | NEUTRAL        | 0- 0       | 0- 1        | 0- 0          |      |      |       |           |
| 2- 6              | 0- 0     | 0- 0      | NON-CONFERENCE | 0- 1       | 2- 5        | 2- 3          |      |      |       |           |
| 1- 2              | 0- 0     | 0- 0      | HOME           | 0- 0       | 1- 2        | 1- 2          |      |      |       |           |
| 1- 3              | 0- 0     | 0- 0      | AWAY           | 0- 1       | 1- 2        | 1- 1          |      |      |       |           |
| 0- 1              | 0- 0     | 0- 0      | NEUTRAL        | 0- 0       | 0- 1        | 0- 0          |      |      |       |           |
| 3- 6              | 0- 0     | 0- 0      | CONFERENCE     | 0- 0       | 3- 6        | 3- 3          |      |      |       |           |
| 2- 3              | 0- 0     | 0- 0      | HOME           | 0- 0       | 2- 3        | 2- 1          |      |      |       |           |
| 1- 3              | 0- 0     | 0- 0      | AWAY           | 0- 0       | 1- 3        | 1- 2          |      |      |       |           |
| 0- 0              | 0- 0     | 0- 0      | NEUTRAL        | 0- 0       | 0- 0        | 0- 0          |      |      |       |           |

| RPI 1-25                  |   |               |       | RPI 26-50 |   |                    |       | RPI 51-100 |   |               |       | RPI 101+ |   |                    |       | Team's RPI: 322 |
|---------------------------|---|---------------|-------|-----------|---|--------------------|-------|------------|---|---------------|-------|----------|---|--------------------|-------|-----------------|
| RPI                       | S | Opponent      | Score | RPI       | S | Opponent           | Score | RPI        | S | Opponent      | Score | RPI      | S | Opponent           | Score |                 |
|                           |   |               |       |           |   |                    |       | 74         | A | Georgi a Tech | 51 78 | 110      | A | Liberty            | 53 63 |                 |
|                           |   |               |       |           |   |                    |       |            |   |               |       | 131      | H | High Point         | 74 75 |                 |
|                           |   |               |       |           |   |                    |       |            |   |               |       | 135      | A | Clemson            | 30 66 |                 |
|                           |   |               |       |           |   |                    |       |            |   |               |       | 138      | N | Hartford           | 43 62 |                 |
|                           |   |               |       |           |   |                    |       |            |   |               |       | 185      | H | Radford            | 56 61 |                 |
|                           |   |               |       |           |   |                    |       |            |   |               |       | 223      | A | Gardner-Webb       | 52 68 |                 |
|                           |   |               |       |           |   |                    |       |            |   |               |       | 242      | H | UNC Asheville      | 61 78 |                 |
|                           |   |               |       |           |   |                    |       |            |   |               |       | 251      | H | Lipscomb           | 54 58 |                 |
|                           |   |               |       |           |   |                    |       |            |   |               |       | 256      | A | Presbyteria n      | 64 61 |                 |
|                           |   |               |       |           |   |                    |       |            |   |               |       | 258      | A | Campbel l          | 49 58 |                 |
|                           |   |               |       |           |   |                    |       |            |   |               |       | 283      | A | Wofford            | 68 45 |                 |
|                           |   |               |       |           |   |                    |       |            |   |               |       | 287      | A | FIU                | 70 77 |                 |
|                           |   |               |       |           |   |                    |       |            |   |               |       | 302      | H | Coppin St.         | 72 58 |                 |
|                           |   |               |       |           |   |                    |       |            |   |               |       | 334      | H | South Carolina St. | 58 60 |                 |
|                           |   |               |       |           |   |                    |       |            |   |               |       | 342      | H | Winthrop           | 81 45 |                 |
|                           |   |               |       |           |   |                    |       |            |   |               |       | 349      | H | Longwood           | 73 57 |                 |
| -----                     |   |               |       |           |   |                    |       |            |   |               |       |          |   |                    |       |                 |
| LAST 12 Division I GAMES: |   |               |       |           |   |                    |       |            |   |               |       |          |   |                    |       |                 |
| 256                       | A | Presbyteria n | 64 61 | 258       | A | Campbel l          | 49 58 |            |   |               |       |          |   |                    |       |                 |
| 131                       | H | High Point    | 74 75 | 110       | A | Liberty            | 53 63 |            |   |               |       |          |   |                    |       |                 |
| 242                       | H | UNC Asheville | 61 78 | 349       | H | Longwood           | 73 57 |            |   |               |       |          |   |                    |       |                 |
| 223                       | A | Gardner-Webb  | 52 68 | 283       | A | Wofford            | 68 45 |            |   |               |       |          |   |                    |       |                 |
| 342                       | H | Winthrop      | 81 45 | 74        | A | Georgi a Tech      | 51 78 |            |   |               |       |          |   |                    |       |                 |
| 185                       | H | Radford       | 56 61 | 334       | H | South Carolina St. | 58 60 |            |   |               |       |          |   |                    |       |                 |

Non-Div I Games: Erskine 79 43 Southern Wesleyan 94 56

Charleston So.



|                   |          |           |                |            |             |               |      |      |       |           |
|-------------------|----------|-----------|----------------|------------|-------------|---------------|------|------|-------|-----------|
| Average RPI Win:  | 226      | WON-LOST  | WINNING        | LAST 10    | STRENGTH OF | OPP. STRENGTH | TEAM | ADJ. | CONF. | ADJ CONF. |
| Average RPI Loss: | 115      | RECORD    | PCT. RANK      | GAMES      | SCHEDULE    | OF SCHEDULE   | RPI  | RPI  | RPI   | RPI       |
| DIV. I ONLY       | 7- 13    | 258       | 4- 6           | 68         | 175         | 174           | 174  | 18   | 18    |           |
| DIV. I NON-CONF.  | 4- 9     | 249       | 1- 4           | 78         | 122         | 208           | 208  | 19   | 19    |           |
| -----             |          |           |                |            |             |               |      |      |       |           |
| TOTALS            | RPI 1-25 | RPI 26-50 | W-L RECORDS    | RPI 51-100 | RPI 101-999 | RPI 201+      |      |      |       |           |
| 7- 13             | 0- 1     | 0- 2      | OVERALL        | 1- 2       | 6- 8        | 4- 2          |      |      |       |           |
| 4- 3              | 0- 1     | 0- 0      | HOME           | 1- 1       | 3- 1        | 2- 0          |      |      |       |           |
| 3- 8              | 0- 0     | 0- 0      | AWAY           | 0- 1       | 3- 7        | 2- 2          |      |      |       |           |
| 0- 2              | 0- 0     | 0- 2      | NEUTRAL        | 0- 0       | 0- 0        | 0- 0          |      |      |       |           |
| 4- 9              | 0- 1     | 0- 2      | NON-CONFERENCE | 1- 2       | 3- 4        | 3- 1          |      |      |       |           |
| 3- 2              | 0- 1     | 0- 0      | HOME           | 1- 1       | 2- 0        | 2- 0          |      |      |       |           |
| 1- 5              | 0- 0     | 0- 0      | AWAY           | 0- 1       | 1- 4        | 1- 1          |      |      |       |           |
| 0- 2              | 0- 0     | 0- 2      | NEUTRAL        | 0- 0       | 0- 0        | 0- 0          |      |      |       |           |
| 3- 4              | 0- 0     | 0- 0      | CONFERENCE     | 0- 0       | 3- 4        | 1- 1          |      |      |       |           |
| 1- 1              | 0- 0     | 0- 0      | HOME           | 0- 0       | 1- 1        | 0- 0          |      |      |       |           |
| 2- 3              | 0- 0     | 0- 0      | AWAY           | 0- 0       | 2- 3        | 1- 1          |      |      |       |           |
| 0- 0              | 0- 0     | 0- 0      | NEUTRAL        | 0- 0       | 0- 0        | 0- 0          |      |      |       |           |

| RPI 1-25                  |   |                |       | RPI 26-50 |   |                  |       | RPI 51-100 |   |          |       | RPI 101+ Team's RPI: 174 |   |                    |       |
|---------------------------|---|----------------|-------|-----------|---|------------------|-------|------------|---|----------|-------|--------------------------|---|--------------------|-------|
| RPI                       | S | Opponent       | Score | RPI       | S | Opponent         | Score | RPI        | S | Opponent | Score | RPI                      | S | Opponent           | Score |
| 18                        | H | Rutgers        | 54 77 | 26        | N | Iowa             | 64 77 | 53         | H | Duquesne | 75 72 | 102                      | A | Wake Forest        | 69 71 |
|                           |   |                |       | 44        | N | South Dakota St. | 70 71 | 62         | H | Mercer   | 74 90 | 109                      | H | Rice               | 55 62 |
|                           |   |                |       |           |   |                  |       | 100        | A | Arkansas | 72 73 | 115                      | A | UTEP               | 58 67 |
|                           |   |                |       |           |   |                  |       |            |   |          |       | 130                      | A | Middle Tenn.       | 45 64 |
|                           |   |                |       |           |   |                  |       |            |   |          |       | 151                      | A | Davidson           | 66 68 |
|                           |   |                |       |           |   |                  |       |            |   |          |       | 165                      | A | Southern Miss.     | 85 79 |
|                           |   |                |       |           |   |                  |       |            |   |          |       | 165                      | H | Southern Miss.     | 66 56 |
|                           |   |                |       |           |   |                  |       |            |   |          |       | 180                      | A | Wisconsin          | 66 80 |
|                           |   |                |       |           |   |                  |       |            |   |          |       | 222                      | A | East Carolina      | 55 58 |
|                           |   |                |       |           |   |                  |       |            |   |          |       | 238                      | A | North Texas        | 68 73 |
|                           |   |                |       |           |   |                  |       |            |   |          |       | 242                      | A | UNC Asheville      | 51 47 |
|                           |   |                |       |           |   |                  |       |            |   |          |       | 302                      | H | Coppin St.         | 78 49 |
|                           |   |                |       |           |   |                  |       |            |   |          |       | 318                      | A | Old Dominion       | 63 60 |
|                           |   |                |       |           |   |                  |       |            |   |          |       | 334                      | H | South Carolina St. | 64 49 |
| -----                     |   |                |       |           |   |                  |       |            |   |          |       |                          |   |                    |       |
| LAST 12 Division I GAMES: |   |                |       |           |   |                  |       |            |   |          |       |                          |   |                    |       |
| 130                       | A | Middle Tenn.   | 45 64 | 165       | H | Southern Miss.   | 66 56 | 62         | H | Mercer   | 74 90 | 334                      | H | South Carolina St. | 64 49 |
| 165                       | A | Southern Miss. | 85 79 | 102       | A | Wake Forest      | 69 71 | 100        | A | Arkansas | 72 73 |                          |   |                    |       |
| 109                       | H | Rice           | 55 62 |           |   |                  |       |            |   |          |       |                          |   |                    |       |
| 238                       | A | North Texas    | 68 73 |           |   |                  |       |            |   |          |       |                          |   |                    |       |
| 115                       | A | UTEP           | 58 67 |           |   |                  |       |            |   |          |       |                          |   |                    |       |
| 318                       | A | Old Dominion   | 63 60 |           |   |                  |       |            |   |          |       |                          |   |                    |       |

Non-Div I Games:

Charlotte



| Average RPI      | Win:     | 194   | WON-LOST  | WINNING   | LAST 10        | STRENGTH OF | OPP. STRENGTH | TEAM        | ADJ. | CONF.    | ADJ CONF. |
|------------------|----------|-------|-----------|-----------|----------------|-------------|---------------|-------------|------|----------|-----------|
| Average RPI      | Loss:    | 91    | RECORD    | PCT. RANK | GAMES          | SCHEDULE    | OF SCHEDULE   | RPI         | RPI  | RPI      | RPI       |
| DIV. I ONLY      |          | 14- 8 | 95        | 6- 4      | 133            | 106         | 94            | 94          | 17   | 17       |           |
| DIV. I NON-CONF. |          | 9- 5  | 99        | 3- 1      | 59             | 45          | 63            | 63          | 17   | 17       |           |
| -----            |          |       |           |           |                |             |               |             |      |          |           |
| TOTALS           | RPI 1-25 |       | RPI 26-50 |           | W-L RECORDS    | RPI 51-100  |               | RPI 101-999 |      | RPI 201+ |           |
| 14- 8            | 0- 1     |       | 1- 1      |           | OVERALL        | 1- 3        |               | 12- 3       |      | 7- 0     |           |
| 7- 3             | 0- 0     |       | 1- 1      |           | HOME           | 0- 2        |               | 6- 0        |      | 5- 0     |           |
| 4- 4             | 0- 1     |       | 0- 0      |           | AWAY           | 1- 0        |               | 3- 3        |      | 2- 0     |           |
| 3- 1             | 0- 0     |       | 0- 0      |           | NEUTRAL        | 0- 1        |               | 3- 0        |      | 0- 0     |           |
| 9- 5             | 0- 1     |       | 1- 1      |           | NON-CONFERENCE | 1- 2        |               | 7- 1        |      | 3- 0     |           |
| 4- 2             | 0- 0     |       | 1- 1      |           | HOME           | 0- 1        |               | 3- 0        |      | 3- 0     |           |
| 2- 2             | 0- 1     |       | 0- 0      |           | AWAY           | 1- 0        |               | 1- 1        |      | 0- 0     |           |
| 3- 1             | 0- 0     |       | 0- 0      |           | NEUTRAL        | 0- 1        |               | 3- 0        |      | 0- 0     |           |
| 5- 3             | 0- 0     |       | 0- 0      |           | CONFERENCE     | 0- 1        |               | 5- 2        |      | 4- 0     |           |
| 3- 1             | 0- 0     |       | 0- 0      |           | HOME           | 0- 1        |               | 3- 0        |      | 2- 0     |           |
| 2- 2             | 0- 0     |       | 0- 0      |           | AWAY           | 0- 0        |               | 2- 2        |      | 2- 0     |           |
| 0- 0             | 0- 0     |       | 0- 0      |           | NEUTRAL        | 0- 0        |               | 0- 0        |      | 0- 0     |           |

| RPI                       | S | Opponent      | Score | RPI | S | Opponent      | Score | RPI | S | Opponent      | Score | RPI | S | Opponent      | Score |
|---------------------------|---|---------------|-------|-----|---|---------------|-------|-----|---|---------------|-------|-----|---|---------------|-------|
| 16                        | A | Green Bay     | 30 60 | 42  | H | FGCU          | 68 61 | 52  | N | Princeton     | 49 59 | 105 | N | Auburn        | 50 41 |
|                           |   |               |       | 43  | H | UCF           | 57 58 | 62  | H | Mercer        | 50 71 | 124 | N | Georgetown    | 54 41 |
|                           |   |               |       |     |   |               |       | 64  | H | Virginia Tech | 44 64 | 143 | A | ETSU          | 58 65 |
|                           |   |               |       |     |   |               |       | 72  | A | Indiana       | 64 61 | 169 | A | Stetson       | 67 78 |
|                           |   |               |       |     |   |               |       |     |   |               |       | 172 | A | Florida       | 65 60 |
|                           |   |               |       |     |   |               |       |     |   |               |       | 175 | A | Furman        | 57 58 |
|                           |   |               |       |     |   |               |       |     |   |               |       | 177 | N | Northwestern  | 61 44 |
|                           |   |               |       |     |   |               |       |     |   |               |       | 184 | H | Samford       | 68 58 |
|                           |   |               |       |     |   |               |       |     |   |               |       | 205 | H | Hampton       | 64 52 |
|                           |   |               |       |     |   |               |       |     |   |               |       | 219 | H | UT Martin     | 87 82 |
|                           |   |               |       |     |   |               |       |     |   |               |       | 225 | H | UNCG          | 49 42 |
|                           |   |               |       |     |   |               |       |     |   |               |       | 256 | H | Presbyterian  | 71 51 |
|                           |   |               |       |     |   |               |       |     |   |               |       | 283 | A | Wofford       | 54 47 |
|                           |   |               |       |     |   |               |       |     |   |               |       | 323 | A | Western Caro. | 58 41 |
|                           |   |               |       |     |   |               |       |     |   |               |       | 323 | H | Western Caro. | 47 32 |
| -----                     |   |               |       |     |   |               |       |     |   |               |       |     |   |               |       |
| LAST 12 Division I GAMES: |   |               |       |     |   |               |       |     |   |               |       |     |   |               |       |
| 323                       | A | Western Caro. | 58 41 | 323 | H | Western Caro. | 47 32 | 225 | H | UNCG          | 49 42 | 205 | H | Hampton       | 64 52 |
| 62                        | H | Mercer        | 50 71 | 52  | N | Princeton     | 49 59 | 172 | A | Florida       | 65 60 | 42  | H | FGCU          | 68 61 |
| 184                       | H | Samford       | 68 58 | 64  | H | Virginia Tech | 44 64 |     |   |               |       |     |   |               |       |
| 175                       | A | Furman        | 57 58 |     |   |               |       |     |   |               |       |     |   |               |       |
| 283                       | A | Wofford       | 54 47 |     |   |               |       |     |   |               |       |     |   |               |       |
| 143                       | A | ETSU          | 58 65 |     |   |               |       |     |   |               |       |     |   |               |       |

Non-Div I Games:

Chattanooga



|                   |          |           |                |            |             |               |      |      |       |           |
|-------------------|----------|-----------|----------------|------------|-------------|---------------|------|------|-------|-----------|
| Average RPI Win:  | 0        | WON-LOST  | WINNING        | LAST 10    | STRENGTH OF | OPP. STRENGTH | TEAM | ADJ. | CONF. | ADJ CONF. |
| Average RPI Loss: | 204      | RECORD    | PCT. RANK      | GAMES      | SCHEDULE    | OF SCHEDULE   | RPI  | RPI  | RPI   | RPI       |
| DIV. I ONLY       | 0- 22    | 349       | 0- 10          | 213        | 337         | 346           | 346  | 30   | 30    |           |
| DIV. I NON-CONF.  | 0- 15    | 337       | 0- 5           | 180        | 309         | 337           | 337  | 30   | 30    |           |
| -----             |          |           |                |            |             |               |      |      |       |           |
| TOTALS            | RPI 1-25 | RPI 26-50 | W-L RECORDS    | RPI 51-100 | RPI 101-999 | RPI 201+      |      |      |       |           |
| 0- 22             | 0- 0     | 0- 0      | OVERALL        | 0- 2       | 0- 20       | 0- 11         |      |      |       |           |
| 0- 10             | 0- 0     | 0- 0      | HOME           | 0- 1       | 0- 9        | 0- 6          |      |      |       |           |
| 0- 11             | 0- 0     | 0- 0      | AWAY           | 0- 1       | 0- 10       | 0- 5          |      |      |       |           |
| 0- 1              | 0- 0     | 0- 0      | NEUTRAL        | 0- 0       | 0- 1        | 0- 0          |      |      |       |           |
| 0- 15             | 0- 0     | 0- 0      | NON-CONFERENCE | 0- 2       | 0- 13       | 0- 4          |      |      |       |           |
| 0- 7              | 0- 0     | 0- 0      | HOME           | 0- 1       | 0- 6        | 0- 3          |      |      |       |           |
| 0- 7              | 0- 0     | 0- 0      | AWAY           | 0- 1       | 0- 6        | 0- 1          |      |      |       |           |
| 0- 1              | 0- 0     | 0- 0      | NEUTRAL        | 0- 0       | 0- 1        | 0- 0          |      |      |       |           |
| 0- 7              | 0- 0     | 0- 0      | CONFERENCE     | 0- 0       | 0- 7        | 0- 7          |      |      |       |           |
| 0- 3              | 0- 0     | 0- 0      | HOME           | 0- 0       | 0- 3        | 0- 3          |      |      |       |           |
| 0- 4              | 0- 0     | 0- 0      | AWAY           | 0- 0       | 0- 4        | 0- 4          |      |      |       |           |
| 0- 0              | 0- 0     | 0- 0      | NEUTRAL        | 0- 0       | 0- 0        | 0- 0          |      |      |       |           |

| RPI 1-25                  |   |                 |       | RPI 26-50 |     |          |                | RPI 51-100 |    |            |       | RPI 101+   |     |          |                 | Team's RPI: 346 |    |
|---------------------------|---|-----------------|-------|-----------|-----|----------|----------------|------------|----|------------|-------|------------|-----|----------|-----------------|-----------------|----|
| RPI                       | S | Opponent        | Score | RPI       | S   | Opponent | Score          | RPI        | S  | Opponent   | Score | RPI        | S   | Opponent | Score           |                 |    |
|                           |   |                 |       |           |     |          |                | 77         | A  | Kansas St. | 51    | 99         | 101 | A        | Wright St.      | 39              | 84 |
|                           |   |                 |       |           |     |          |                | 96         | H  | Milwaukee  | 59    | 84         | 116 | A        | Western Ill.    | 54              | 71 |
|                           |   |                 |       |           |     |          |                |            |    |            |       |            | 116 | H        | Western Ill.    | 45              | 83 |
|                           |   |                 |       |           |     |          |                |            |    |            |       |            | 140 | A        | Pittsburgh      | 49              | 87 |
|                           |   |                 |       |           |     |          |                |            |    |            |       |            | 147 | A        | Wichita St.     | 63              | 66 |
|                           |   |                 |       |           |     |          |                |            |    |            |       |            | 161 | H        | Northern Ill.   | 59              | 80 |
|                           |   |                 |       |           |     |          |                |            |    |            |       |            | 177 | H        | Northwestern    | 36              | 63 |
|                           |   |                 |       |           |     |          |                |            |    |            |       |            | 194 | N        | Oral Roberts    | 43              | 73 |
|                           |   |                 |       |           |     |          |                |            |    |            |       |            | 195 | A        | Illinois        | 56              | 66 |
|                           |   |                 |       |           |     |          |                |            |    |            |       |            | 216 | H        | Seattle U       | 56              | 63 |
|                           |   |                 |       |           |     |          |                |            |    |            |       |            | 220 | H        | Morehead St.    | 40              | 79 |
|                           |   |                 |       |           |     |          |                |            |    |            |       |            | 245 | A        | CSU Bakersfield | 49              | 63 |
|                           |   |                 |       |           |     |          |                |            |    |            |       |            | 245 | H        | CSU Bakersfield | 36              | 63 |
|                           |   |                 |       |           |     |          |                |            |    |            |       |            | 248 | A        | New Mexico St.  | 59              | 74 |
|                           |   |                 |       |           |     |          |                |            |    |            |       |            | 275 | A        | Grand Canyon    | 36              | 64 |
|                           |   |                 |       |           |     |          |                |            |    |            |       |            | 288 | A        | Valparaiso      | 60              | 71 |
|                           |   |                 |       |           |     |          |                |            |    |            |       |            | 301 | H        | Utah Valley     | 30              | 68 |
|                           |   |                 |       |           |     |          |                |            |    |            |       |            | 308 | H        | Jackson St.     | 69              | 87 |
|                           |   |                 |       |           |     |          |                |            |    |            |       |            | 310 | H        | Loyola Chicago  | 28              | 46 |
|                           |   |                 |       |           |     |          |                |            |    |            |       |            | 317 | A        | UTRGV           | 44              | 81 |
| -----                     |   |                 |       |           |     |          |                |            |    |            |       |            |     |          |                 |                 |    |
| LAST 12 Division I GAMES: |   |                 |       |           |     |          |                |            |    |            |       |            |     |          |                 |                 |    |
| 245                       | H | CSU Bakersfield | 36    | 63        | 248 | A        | New Mexico St. | 59         | 74 | 140        | A     | Pittsburgh | 49  | 87       |                 |                 |    |
| 317                       | A | UTRGV           | 44    | 81        | 96  | H        | Milwaukee      | 59         | 84 | 77         | A     | Kansas St. | 51  | 99       |                 |                 |    |
| 245                       | A | CSU Bakersfield | 49    | 63        | 194 | N        | Oral Roberts   | 43         | 73 |            |       |            |     |          |                 |                 |    |
| 275                       | A | Grand Canyon    | 36    | 64        | 147 | A        | Wichita St.    | 63         | 66 |            |       |            |     |          |                 |                 |    |
| 301                       | H | Utah Valley     | 30    | 68        |     |          |                |            |    |            |       |            |     |          |                 |                 |    |
| 216                       | H | Seattle U       | 56    | 63        |     |          |                |            |    |            |       |            |     |          |                 |                 |    |

Non-Div I Games:

Chicago St.



|                       |                 |                   |                |                      |                           |          |          |           |                |
|-----------------------|-----------------|-------------------|----------------|----------------------|---------------------------|----------|----------|-----------|----------------|
| Average RPI Win: 205  | WON-LOST RECORD | WINNING PCT. RANK | LAST 10 GAMES  | STRENGTH OF SCHEDULE | OPP. STRENGTH OF SCHEDULE | TEAM RPI | ADJ. RPI | CONF. RPI | ADJ. CONF. RPI |
| Average RPI Loss: 121 |                 |                   |                |                      |                           |          |          |           |                |
| DIV. I ONLY           | 12- 9           | 134               | 6- 4           | 194                  | 94                        | 167      | 167      | 8         | 8              |
| DIV. I NON-CONF.      | 7- 5            | 132               | 2- 1           | 274                  | 116                       | 224      | 224      | 7         | 7              |
| -----                 |                 |                   |                |                      |                           |          |          |           |                |
| TOTALS                | RPI 1-25        | RPI 26-50         | W-L RECORDS    | RPI 51-100           | RPI 101-999               | RPI 201+ |          |           |                |
| 12- 9                 | 0- 1            | 1- 2              | OVERALL        | 0- 0                 | 11- 6                     | 6- 1     |          |           |                |
| 8- 6                  | 0- 1            | 0- 2              | HOME           | 0- 0                 | 8- 3                      | 3- 1     |          |           |                |
| 4- 3                  | 0- 0            | 1- 0              | AWAY           | 0- 0                 | 3- 3                      | 3- 0     |          |           |                |
| 0- 0                  | 0- 0            | 0- 0              | NEUTRAL        | 0- 0                 | 0- 0                      | 0- 0     |          |           |                |
| 7- 5                  | 0- 1            | 0- 0              | NON-CONFERENCE | 0- 0                 | 7- 4                      | 4- 0     |          |           |                |
| 6- 3                  | 0- 1            | 0- 0              | HOME           | 0- 0                 | 6- 2                      | 3- 0     |          |           |                |
| 1- 2                  | 0- 0            | 0- 0              | AWAY           | 0- 0                 | 1- 2                      | 1- 0     |          |           |                |
| 0- 0                  | 0- 0            | 0- 0              | NEUTRAL        | 0- 0                 | 0- 0                      | 0- 0     |          |           |                |
| 5- 4                  | 0- 0            | 1- 2              | CONFERENCE     | 0- 0                 | 4- 2                      | 2- 1     |          |           |                |
| 2- 3                  | 0- 0            | 0- 2              | HOME           | 0- 0                 | 2- 1                      | 0- 1     |          |           |                |
| 3- 1                  | 0- 0            | 1- 0              | AWAY           | 0- 0                 | 2- 1                      | 2- 0     |          |           |                |
| 0- 0                  | 0- 0            | 0- 0              | NEUTRAL        | 0- 0                 | 0- 0                      | 0- 0     |          |           |                |

| RPI 1-25                  |   |          |       | RPI 26-50 |   |               |       | RPI 51-100 |   |               |       | RPI 101+ Team's RPI: 167 |   |                    |       |
|---------------------------|---|----------|-------|-----------|---|---------------|-------|------------|---|---------------|-------|--------------------------|---|--------------------|-------|
| RPI                       | S | Opponent | Score | RPI       | S | Opponent      | Score | RPI        | S | Opponent      | Score | RPI                      | S | Opponent           | Score |
| 6                         | H | Ohio St. | 76 87 | 29        | H | South Fla.    | 46 69 |            |   |               |       | 103                      | H | Miami (OH)         | 73 62 |
|                           |   |          |       | 43        | H | UCF           | 38 50 |            |   |               |       | 140                      | H | Pittsburgh         | 46 66 |
|                           |   |          |       | 49        | A | Houston       | 88 82 |            |   |               |       | 143                      | A | ETSU               | 77 87 |
|                           |   |          |       |           |   |               |       |            |   |               |       | 145                      | H | Saint Francis (PA) | 73 77 |
|                           |   |          |       |           |   |               |       |            |   |               |       | 156                      | H | Bowling Green      | 75 51 |
|                           |   |          |       |           |   |               |       |            |   |               |       | 162                      | A | Tulsa              | 51 64 |
|                           |   |          |       |           |   |               |       |            |   |               |       | 178                      | H | Memphis            | 64 53 |
|                           |   |          |       |           |   |               |       |            |   |               |       | 183                      | H | Temple             | 80 72 |
|                           |   |          |       |           |   |               |       |            |   |               |       | 197                      | A | Xavier             | 50 53 |
|                           |   |          |       |           |   |               |       |            |   |               |       | 200                      | H | Southeast Mo. St.  | 65 52 |
|                           |   |          |       |           |   |               |       |            |   |               |       | 215                      | A | SMU                | 58 40 |
|                           |   |          |       |           |   |               |       |            |   |               |       | 222                      | A | East Carolina      | 66 54 |
|                           |   |          |       |           |   |               |       |            |   |               |       | 222                      | H | East Carolina      | 70 79 |
|                           |   |          |       |           |   |               |       |            |   |               |       | 249                      | H | Howard             | 87 53 |
|                           |   |          |       |           |   |               |       |            |   |               |       | 291                      | H | Eastern Ky.        | 64 53 |
|                           |   |          |       |           |   |               |       |            |   |               |       | 295                      | H | Southeastern La.   | 82 43 |
|                           |   |          |       |           |   |               |       |            |   |               |       | 318                      | A | Old Dominion       | 54 33 |
| -----                     |   |          |       |           |   |               |       |            |   |               |       |                          |   |                    |       |
| LAST 12 Division I GAMES: |   |          |       |           |   |               |       |            |   |               |       |                          |   |                    |       |
|                           |   |          |       | 43        | H | UCF           | 38 50 | 162        | A | Tulsa         | 51 64 |                          |   |                    |       |
|                           |   |          |       | 222       | H | East Carolina | 70 79 | 29         | H | South Fla.    | 46 69 |                          |   |                    |       |
|                           |   |          |       | 215       | A | SMU           | 58 40 | 222        | A | East Carolina | 66 54 |                          |   |                    |       |
|                           |   |          |       | 178       | H | Memphis       | 64 53 | 156        | H | Bowling Green | 75 51 |                          |   |                    |       |
|                           |   |          |       | 183       | H | Temple        | 80 72 | 6          | H | Ohio St.      | 76 87 |                          |   |                    |       |
|                           |   |          |       | 49        | A | Houston       | 88 82 | 249        | H | Howard        | 87 53 |                          |   |                    |       |

Non-Div I Games: Slippery Rock 85 52

Cincinnati



[illegible]

Clemson



|                   |          |           |                |            |             |               |      |      |       |           |
|-------------------|----------|-----------|----------------|------------|-------------|---------------|------|------|-------|-----------|
| Average RPI Win:  | 239      | WON-LOST  | WINNING        | LAST 10    | STRENGTH OF | OPP. STRENGTH | TEAM | ADJ. | CONF. | ADJ CONF. |
| Average RPI Loss: | 84       | RECORD    | PCT. RANK      | GAMES      | SCHEDULE    | OF SCHEDULE   | RPI  | RPI  | RPI   | RPI       |
| DIV. I ONLY       | 15- 7    | 72        | 6- 4           | 254        | 147         | 132           | 132  | 11   | 11    |           |
| DIV. I NON-CONF.  | 8- 3     | 65        | 1- 0           | 216        | 190         | 104           | 104  | 13   | 13    |           |
| -----             |          |           |                |            |             |               |      |      |       |           |
| TOTALS            | RPI 1-25 | RPI 26-50 | W-L RECORDS    | RPI 51-100 | RPI 101-999 | RPI 201+      |      |      |       |           |
| 15- 7             | 0- 1     | 0- 1      | OVERALL        | 1- 4       | 14- 1       | 12- 1         |      |      |       |           |
| 9- 3              | 0- 0     | 0- 1      | HOME           | 1- 1       | 8- 1        | 7- 1          |      |      |       |           |
| 5- 3              | 0- 1     | 0- 0      | AWAY           | 0- 2       | 5- 0        | 5- 0          |      |      |       |           |
| 1- 1              | 0- 0     | 0- 0      | NEUTRAL        | 0- 1       | 1- 0        | 0- 0          |      |      |       |           |
| 8- 3              | 0- 0     | 0- 1      | NON-CONFERENCE | 1- 2       | 7- 0        | 6- 0          |      |      |       |           |
| 4- 1              | 0- 0     | 0- 1      | HOME           | 1- 0       | 3- 0        | 3- 0          |      |      |       |           |
| 3- 1              | 0- 0     | 0- 0      | AWAY           | 0- 1       | 3- 0        | 3- 0          |      |      |       |           |
| 1- 1              | 0- 0     | 0- 0      | NEUTRAL        | 0- 1       | 1- 0        | 0- 0          |      |      |       |           |
| 7- 4              | 0- 1     | 0- 0      | CONFERENCE     | 0- 2       | 7- 1        | 6- 1          |      |      |       |           |
| 5- 2              | 0- 0     | 0- 0      | HOME           | 0- 1       | 5- 1        | 4- 1          |      |      |       |           |
| 2- 2              | 0- 1     | 0- 0      | AWAY           | 0- 1       | 2- 0        | 2- 0          |      |      |       |           |
| 0- 0              | 0- 0     | 0- 0      | NEUTRAL        | 0- 0       | 0- 0        | 0- 0          |      |      |       |           |

| RPI 1-25                  |   |                |       | RPI 26-50 |    |               |       | RPI 51-100 |   |              |       | RPI 101+ |   |                |       | Team's RPI: 132 |
|---------------------------|---|----------------|-------|-----------|----|---------------|-------|------------|---|--------------|-------|----------|---|----------------|-------|-----------------|
| RPI                       | S | Opponent       | Score | RPI       | S  | Opponent      | Score | RPI        | S | Opponent     | Score | RPI      | S | Opponent       | Score |                 |
| 16                        | A | Green Bay      | 43 69 | 34        | H  | Ball St.      | 64 76 | 58         | A | Toledo       | 56 65 | 101      | H | Wright St.     | 71 70 |                 |
|                           |   |                |       |           |    |               |       | 63         | H | IUPUI        | 64 77 | 159      | N | Louisiana      | 54 45 |                 |
|                           |   |                |       |           |    |               |       | 81         | H | Ohio         | 71 64 | 206      | H | Oakland        | 70 62 |                 |
|                           |   |                |       |           |    |               |       | 91         | N | Saint Louis  | 64 80 | 213      | H | Eastern Mich.  | 77 65 |                 |
|                           |   |                |       |           |    |               |       | 96         | A | Milwaukee    | 72 79 | 227      | A | Niagara        | 70 61 |                 |
|                           |   |                |       |           |    |               |       |            |   |              |       | 229      | H | Youngstown St. | 52 66 |                 |
|                           |   |                |       |           |    |               |       |            |   |              |       | 239      | A | Bradley        | 67 65 |                 |
|                           |   |                |       |           |    |               |       |            |   |              |       | 257      | A | Northern Ky.   | 70 65 |                 |
|                           |   |                |       |           |    |               |       |            |   |              |       | 257      | H | Northern Ky.   | 72 49 |                 |
|                           |   |                |       |           |    |               |       |            |   |              |       | 267      | A | Illinois St.   | 56 47 |                 |
|                           |   |                |       |           |    |               |       |            |   |              |       | 293      | A | Detroit Mercy  | 90 76 |                 |
|                           |   |                |       |           |    |               |       |            |   |              |       | 293      | H | Detroit Mercy  | 75 50 |                 |
|                           |   |                |       |           |    |               |       |            |   |              |       | 319      | H | Ill.-Chicago   | 70 67 |                 |
|                           |   |                |       |           |    |               |       |            |   |              |       | 325      | H | Marshall       | 85 76 |                 |
|                           |   |                |       |           |    |               |       |            |   |              |       | 345      | H | Eastern Ill.   | 77 69 |                 |
| -----                     |   |                |       |           |    |               |       |            |   |              |       |          |   |                |       |                 |
| LAST 12 Division I GAMES: |   |                |       |           |    |               |       |            |   |              |       |          |   |                |       |                 |
| 293                       | A | Detroit Mercy  | 90 76 | 96        | A  | Milwaukee     | 72 79 | 319        | H | Ill.-Chicago | 70 67 | 63       | H | IUPUI          | 64 77 |                 |
| 257                       | H | Northern Ky.   | 72 49 | 293       | H  | Detroit Mercy | 75 50 | 206        | H | Oakland      | 70 62 | 239      | A | Bradley        | 67 65 |                 |
| 101                       | H | Wright St.     | 71 70 | 70        | 65 |               |       |            |   |              |       |          |   |                |       |                 |
| 229                       | H | Youngstown St. | 52 66 |           |    |               |       |            |   |              |       |          |   |                |       |                 |
| 257                       | A | Northern Ky.   | 70 65 |           |    |               |       |            |   |              |       |          |   |                |       |                 |
| 16                        | A | Green Bay      | 43 69 |           |    |               |       |            |   |              |       |          |   |                |       |                 |

Non-Div I Games:

Cleveland and St.



Average RPI Win: **269**  
 Average RPI Loss: **170**

WON-LOST  
RECORD

WINNING  
PCT. RANK

LAST 10  
GAMES

STRENGTH OF  
SCHEDULE

OPP. STRENGTH  
OF SCHEDULE

TEAM  
RPI

ADJ.  
RPI

CONF.  
RPI

ADJ CONF.  
RPI

|                  |          |           |                |            |             |          |     |    |    |
|------------------|----------|-----------|----------------|------------|-------------|----------|-----|----|----|
| DIV. I ONLY      | 9- 11    | 209       | 4- 6           | 298        | 243         | 273      | 273 | 23 | 23 |
| DIV. I NON-CONF. | 4- 5     | 202       | 1- 0           | 332        | 223         | 321      | 321 | 23 | 23 |
| <hr/>            |          |           |                |            |             |          |     |    |    |
| TOTALS           | RPI 1-25 | RPI 26-50 | W-L RECORDS    | RPI 51-100 | RPI 101-999 | RPI 201+ |     |    |    |
| 9- 11            | 0- 0     | 0- 1      | OVERALL        | 0- 2       | 9- 8        | 8- 5     |     |    |    |
| 8- 4             | 0- 0     | 0- 0      | HOME           | 0- 0       | 8- 4        | 7- 3     |     |    |    |
| 1- 4             | 0- 0     | 0- 0      | AWAY           | 0- 1       | 1- 3        | 1- 1     |     |    |    |
| 0- 3             | 0- 0     | 0- 1      | NEUTRAL        | 0- 1       | 0- 1        | 0- 1     |     |    |    |
| 4- 5             | 0- 0     | 0- 1      | NON-CONFERENCE | 0- 1       | 4- 3        | 4- 3     |     |    |    |
| 4- 2             | 0- 0     | 0- 0      | HOME           | 0- 0       | 4- 2        | 4- 2     |     |    |    |
| 0- 0             | 0- 0     | 0- 0      | AWAY           | 0- 0       | 0- 0        | 0- 0     |     |    |    |
| 0- 3             | 0- 0     | 0- 1      | NEUTRAL        | 0- 1       | 0- 1        | 0- 1     |     |    |    |
| 5- 6             | 0- 0     | 0- 0      | CONFERENCE     | 0- 1       | 5- 5        | 4- 2     |     |    |    |
| 4- 2             | 0- 0     | 0- 0      | HOME           | 0- 0       | 4- 2        | 3- 1     |     |    |    |
| 1- 4             | 0- 0     | 0- 0      | AWAY           | 0- 1       | 1- 3        | 1- 1     |     |    |    |
| 0- 0             | 0- 0     | 0- 0      | NEUTRAL        | 0- 0       | 0- 0        | 0- 0     |     |    |    |

| RPI 1-25                  |   |          |       | RPI 26-50 |   |              |              | RPI 51-100 |   |              |              | RPI 101+ |   |                    |              | Team's RPI: 273 |
|---------------------------|---|----------|-------|-----------|---|--------------|--------------|------------|---|--------------|--------------|----------|---|--------------------|--------------|-----------------|
| RPI                       | S | Opponent | Score | RPI       | S | Opponent     | Score        | RPI        | S | Opponent     | Score        | RPI      | S | Opponent           | Score        |                 |
|                           |   |          |       | 35        | N | Syracuse     | 57 <b>69</b> | 56         | N | Nebraska     | 47 <b>55</b> | 122      | H | Little Rock        | 49 <b>51</b> |                 |
|                           |   |          |       |           |   |              |              | 89         | A | South Ala.   | 62 <b>68</b> | 149      | A | Texas St.          | 69 <b>78</b> |                 |
|                           |   |          |       |           |   |              |              |            |   |              |              | 149      | H | Texas St.          | 65 64        |                 |
|                           |   |          |       |           |   |              |              |            |   |              |              | 159      | A | Louisiana          | 55 <b>59</b> |                 |
|                           |   |          |       |           |   |              |              |            |   |              |              | 208      | H | UT Arlington       | 89 76        |                 |
|                           |   |          |       |           |   |              |              |            |   |              |              | 210      | H | Arkansas St.       | 63 <b>70</b> |                 |
|                           |   |          |       |           |   |              |              |            |   |              |              | 221      | A | Troy               | 97 92        |                 |
|                           |   |          |       |           |   |              |              |            |   |              |              | 225      | H | UNCG               | 54 <b>60</b> |                 |
|                           |   |          |       |           |   |              |              |            |   |              |              | 238      | N | North Texas        | 34 <b>50</b> |                 |
|                           |   |          |       |           |   |              |              |            |   |              |              | 255      | H | Col. of Charleston | 70 <b>72</b> |                 |
|                           |   |          |       |           |   |              |              |            |   |              |              | 278      | H | UNCW               | 57 41        |                 |
|                           |   |          |       |           |   |              |              |            |   |              |              | 283      | H | Wofford            | 67 51        |                 |
|                           |   |          |       |           |   |              |              |            |   |              |              | 309      | H | Fort Wayne         | 67 58        |                 |
|                           |   |          |       |           |   |              |              |            |   |              |              | 315      | H | Georgia St.        | 64 49        |                 |
|                           |   |          |       |           |   |              |              |            |   |              |              | 321      | H | Ga. Southern       | 54 51        |                 |
|                           |   |          |       |           |   |              |              |            |   |              |              | 329      | A | La. -Monroe        | 56 <b>62</b> |                 |
|                           |   |          |       |           |   |              |              |            |   |              |              | 333      | H | N. C. Central      | 68 65        |                 |
| <hr/>                     |   |          |       |           |   |              |              |            |   |              |              |          |   |                    |              |                 |
| LAST 12 Division I GAMES: |   |          |       |           |   |              |              |            |   |              |              |          |   |                    |              |                 |
|                           |   |          |       | 149       | A | Texas St.    | 69 <b>78</b> | 321        | H | Ga. Southern | 54 51        |          |   |                    |              |                 |
|                           |   |          |       | 122       | H | Little Rock  | 49 <b>51</b> | 159        | A | Louisiana    | 55 <b>59</b> |          |   |                    |              |                 |
|                           |   |          |       | 210       | H | Arkansas St. | 63 <b>70</b> | 329        | A | La. -Monroe  | 56 <b>62</b> |          |   |                    |              |                 |
|                           |   |          |       | 221       | A | Troy         | 97 92        | 149        | H | Texas St.    | 65 64        |          |   |                    |              |                 |
|                           |   |          |       | 89        | A | South Ala.   | 62 <b>68</b> | 208        | H | UT Arlington | 89 76        |          |   |                    |              |                 |
|                           |   |          |       | 315       | H | Georgia St.  | 64 49        | 283        | H | Wofford      | 67 51        |          |   |                    |              |                 |

Non-Div I Games: Lees-McRae 73 47 Allen 93 49

Coastal Caro.

**Loss**, **Non-Conf**, **S Site**, **H Home** **A Away** **N Neutral**



| Average RPI      |      | Win: 264 | WON-LOST RECORD | WINNING PCT. RANK | LAST 10 GAMES | STRENGTH OF SCHEDULE | OPP. STRENGTH OF SCHEDULE | TEAM RPI    | ADJ. RPI | CONF. RPI | ADJ CONF. RPI |
|------------------|------|----------|-----------------|-------------------|---------------|----------------------|---------------------------|-------------|----------|-----------|---------------|
| Loss: 145        |      |          |                 |                   |               |                      |                           |             |          |           |               |
| DIV. I ONLY      |      |          | 5- 16           | 300               | 1- 9          | 140                  | 226                       | 255         | 255      | 10        | 10            |
| DIV. I NON-CONF. |      |          | 4- 7            | 226               | 1- 1          | 184                  | 211                       | 226         | 226      | 12        | 12            |
| TOTALS           |      | RPI 1-25 |                 | RPI 26-50         |               | W-L RECORDS          | RPI 51-100                | RPI 101-999 |          | RPI 201+  |               |
| 5- 16            | 0- 1 |          |                 | 0- 1              |               | OVERALL              | 0- 3                      | 5- 11       |          | 5- 5      |               |
| 2- 8             | 0- 0 |          |                 | 0- 0              |               | HOME                 | 0- 1                      | 2- 7        |          | 2- 4      |               |
| 3- 8             | 0- 1 |          |                 | 0- 1              |               | AWAY                 | 0- 2                      | 3- 4        |          | 3- 1      |               |
| 0- 0             | 0- 0 |          |                 | 0- 0              |               | NEUTRAL              | 0- 0                      | 0- 0        |          | 0- 0      |               |
| 4- 7             | 0- 1 |          |                 | 0- 1              |               | NON-CONFERENCE       | 0- 1                      | 4- 4        |          | 4- 2      |               |
| 2- 3             | 0- 0 |          |                 | 0- 0              |               | HOME                 | 0- 0                      | 2- 3        |          | 2- 2      |               |
| 2- 4             | 0- 1 |          |                 | 0- 1              |               | AWAY                 | 0- 1                      | 2- 1        |          | 2- 0      |               |
| 0- 0             | 0- 0 |          |                 | 0- 0              |               | NEUTRAL              | 0- 0                      | 0- 0        |          | 0- 0      |               |
| 1- 9             | 0- 0 |          |                 | 0- 0              |               | CONFERENCE           | 0- 2                      | 1- 7        |          | 1- 3      |               |
| 0- 5             | 0- 0 |          |                 | 0- 0              |               | HOME                 | 0- 1                      | 0- 4        |          | 0- 2      |               |
| 1- 4             | 0- 0 |          |                 | 0- 0              |               | AWAY                 | 0- 1                      | 1- 3        |          | 1- 1      |               |
| 0- 0             | 0- 0 |          |                 | 0- 0              |               | NEUTRAL              | 0- 0                      | 0- 0        |          | 0- 0      |               |

| RPI 1-25                  |   |                |       | RPI 26-50 |   |                |       | RPI 51-100 |   |                |        | RPI 101+ |   |                 |       | Team's RPI: 255 |  |
|---------------------------|---|----------------|-------|-----------|---|----------------|-------|------------|---|----------------|--------|----------|---|-----------------|-------|-----------------|--|
| RPI                       | S | Opponent       | Score | RPI       | S | Opponent       | Score | RPI        | S | Opponent       | Score  | RPI      | S | Opponent        | Score |                 |  |
| 19                        | A | South Carolina | 43 69 | 30        | A | Central Mich.  | 58 79 | 54         | A | Michigan St.   | 43 107 | 102      | H | Wake Forest     | 40 77 |                 |  |
|                           |   |                |       |           |   |                |       | 90         | A | James Madison  | 53 67  | 119      | H | Delaware        | 59 68 |                 |  |
|                           |   |                |       |           |   |                |       | 90         | H | James Madison  | 45 67  | 137      | A | William & Mary  | 66 79 |                 |  |
|                           |   |                |       |           |   |                |       |            |   |                |        | 137      | H | William & Mary  | 54 68 |                 |  |
|                           |   |                |       |           |   |                |       |            |   |                |        | 155      | A | Northeastern    | 37 59 |                 |  |
|                           |   |                |       |           |   |                |       |            |   |                |        | 175      | A | Furman          | 58 72 |                 |  |
|                           |   |                |       |           |   |                |       |            |   |                |        | 204      | A | Hofstra         | 60 65 |                 |  |
|                           |   |                |       |           |   |                |       |            |   |                |        | 204      | H | Hofstra         | 60 75 |                 |  |
|                           |   |                |       |           |   |                |       |            |   |                |        | 230      | A | North Florida   | 73 69 |                 |  |
|                           |   |                |       |           |   |                |       |            |   |                |        | 251      | H | Lipscomb        | 85 69 |                 |  |
|                           |   |                |       |           |   |                |       |            |   |                |        | 258      | H | Campbell        | 45 53 |                 |  |
|                           |   |                |       |           |   |                |       |            |   |                |        | 271      | H | Appalachian St. | 70 76 |                 |  |
|                           |   |                |       |           |   |                |       |            |   |                |        | 273      | A | Coastal Caro.   | 72 70 |                 |  |
|                           |   |                |       |           |   |                |       |            |   |                |        | 281      | A | Towson          | 80 67 |                 |  |
|                           |   |                |       |           |   |                |       |            |   |                |        | 281      | H | Towson          | 58 83 |                 |  |
|                           |   |                |       |           |   |                |       |            |   |                |        | 283      | H | Wofford         | 59 51 |                 |  |
| LAST 12 Division I GAMES: |   |                |       |           |   |                |       |            |   |                |        |          |   |                 |       |                 |  |
|                           |   |                |       | 90        | A | James Madison  | 53 67 | 119        | H | Delaware       | 59 68  |          |   |                 |       |                 |  |
|                           |   |                |       | 137       | A | William & Mary | 66 79 | 204        | H | Hofstra        | 60 75  |          |   |                 |       |                 |  |
|                           |   |                |       | 281       | H | Towson         | 58 83 | 281        | A | Towson         | 80 67  |          |   |                 |       |                 |  |
|                           |   |                |       | 90        | H | James Madison  | 45 67 | 137        | H | William & Mary | 54 68  |          |   |                 |       |                 |  |
|                           |   |                |       | 204       | A | Hofstra        | 60 65 | 102        | H | Wake Forest    | 40 77  |          |   |                 |       |                 |  |
|                           |   |                |       | 155       | A | Northeastern   | 37 59 | 283        | H | Wofford        | 59 51  |          |   |                 |       |                 |  |

Non-Div I Games:

Col. of Charleston



|                   |          |           |                |            |             |               |      |      |       |           |
|-------------------|----------|-----------|----------------|------------|-------------|---------------|------|------|-------|-----------|
| Average RPI Win:  | 299      | WON-LOST  | WINNING        | LAST 10    | STRENGTH OF | OPP. STRENGTH | TEAM | ADJ. | CONF. | ADJ CONF. |
| Average RPI Loss: | 152      | RECORD    | PCT. RANK      | GAMES      | SCHEDULE    | OF SCHEDULE   | RPI  | RPI  | RPI   | RPI       |
| DIV. I ONLY       | 4- 17    | 308       | 0- 10          | 146        | 275         | 269           | 269  | 15   | 15    |           |
| DIV. I NON-CONF.  | 4- 7     | 226       | 0- 2           | 211        | 324         | 235           | 235  | 18   | 18    |           |
| -----             |          |           |                |            |             |               |      |      |       |           |
| TOTALS            | RPI 1-25 | RPI 26-50 | W-L RECORDS    | RPI 51-100 | RPI 101-999 | RPI 201+      |      |      |       |           |
| 4- 17             | 0- 0     | 0- 2      | OVERALL        | 0- 4       | 4- 11       | 4- 5          |      |      |       |           |
| 1- 8              | 0- 0     | 0- 0      | HOME           | 0- 2       | 1- 6        | 1- 2          |      |      |       |           |
| 3- 9              | 0- 0     | 0- 2      | AWAY           | 0- 2       | 3- 5        | 3- 3          |      |      |       |           |
| 0- 0              | 0- 0     | 0- 0      | NEUTRAL        | 0- 0       | 0- 0        | 0- 0          |      |      |       |           |
| 4- 7              | 0- 0     | 0- 2      | NON-CONFERENCE | 0- 1       | 4- 4        | 4- 2          |      |      |       |           |
| 1- 3              | 0- 0     | 0- 0      | HOME           | 0- 1       | 1- 2        | 1- 1          |      |      |       |           |
| 3- 4              | 0- 0     | 0- 2      | AWAY           | 0- 0       | 3- 2        | 3- 1          |      |      |       |           |
| 0- 0              | 0- 0     | 0- 0      | NEUTRAL        | 0- 0       | 0- 0        | 0- 0          |      |      |       |           |
| 0- 10             | 0- 0     | 0- 0      | CONFERENCE     | 0- 3       | 0- 7        | 0- 3          |      |      |       |           |
| 0- 5              | 0- 0     | 0- 0      | HOME           | 0- 1       | 0- 4        | 0- 1          |      |      |       |           |
| 0- 5              | 0- 0     | 0- 0      | AWAY           | 0- 2       | 0- 3        | 0- 2          |      |      |       |           |
| 0- 0              | 0- 0     | 0- 0      | NEUTRAL        | 0- 0       | 0- 0        | 0- 0          |      |      |       |           |

| RPI 1-25                  |   |          |       | RPI 26-50 |   |                 |       | RPI 51-100 |   |            |       | RPI 101+ |   |                     |       | Team's RPI: 269 |  |
|---------------------------|---|----------|-------|-----------|---|-----------------|-------|------------|---|------------|-------|----------|---|---------------------|-------|-----------------|--|
| RPI                       | S | Opponent | Score | RPI       | S | Opponent        | Score | RPI        | S | Opponent   | Score | RPI      | S | Opponent            | Score |                 |  |
|                           |   |          |       | 28        | A | Arizona St.     | 54 65 | 71         | A | American   | 44 67 | 117      | A | Yale                | 56 82 |                 |  |
|                           |   |          |       | 35        | A | Syracuse        | 39 79 | 71         | H | American   | 55 77 | 141      | A | Bucknell I          | 57 77 |                 |  |
|                           |   |          |       |           |   |                 |       | 83         | A | Navy       | 54 70 | 170      | H | Lehigh              | 51 59 |                 |  |
|                           |   |          |       |           |   |                 |       | 99         | H | Brown      | 73 83 | 188      | H | Army West Point     | 54 62 |                 |  |
|                           |   |          |       |           |   |                 |       |            |   |            |       | 190      | H | Boston U.           | 49 62 |                 |  |
|                           |   |          |       |           |   |                 |       |            |   |            |       | 193      | H | Siena               | 70 73 |                 |  |
|                           |   |          |       |           |   |                 |       |            |   |            |       | 224      | H | Holy Cross          | 64 71 |                 |  |
|                           |   |          |       |           |   |                 |       |            |   |            |       | 227      | H | Niagara             | 44 81 |                 |  |
|                           |   |          |       |           |   |                 |       |            |   |            |       | 237      | A | Lafayette           | 48 63 |                 |  |
|                           |   |          |       |           |   |                 |       |            |   |            |       | 240      | A | Loyola Maryland     | 55 70 |                 |  |
|                           |   |          |       |           |   |                 |       |            |   |            |       | 265      | A | Fairleigh Dickinson | 51 61 |                 |  |
|                           |   |          |       |           |   |                 |       |            |   |            |       | 276      | A | Cornell I           | 74 70 |                 |  |
|                           |   |          |       |           |   |                 |       |            |   |            |       | 281      | A | Towson              | 65 61 |                 |  |
|                           |   |          |       |           |   |                 |       |            |   |            |       | 290      | A | Canisius            | 70 63 |                 |  |
|                           |   |          |       |           |   |                 |       |            |   |            |       | 348      | H | UMass Lowell I      | 84 64 |                 |  |
| LAST 12 Division I GAMES: |   |          |       |           |   |                 |       |            |   |            |       |          |   |                     |       |                 |  |
|                           |   |          |       | 71        | A | American        | 44 67 | 83         | A | Navy       | 54 70 |          |   |                     |       |                 |  |
|                           |   |          |       | 188       | H | Army West Point | 54 62 | 237        | A | Lafayette  | 48 63 |          |   |                     |       |                 |  |
|                           |   |          |       | 240       | A | Loyola Maryland | 55 70 | 71         | H | American   | 55 77 |          |   |                     |       |                 |  |
|                           |   |          |       | 170       | H | Lehigh          | 51 59 | 224        | H | Holy Cross | 64 71 |          |   |                     |       |                 |  |
|                           |   |          |       | 141       | A | Bucknell I      | 57 77 | 227        | H | Niagara    | 44 81 |          |   |                     |       |                 |  |
|                           |   |          |       | 190       | H | Boston U.       | 49 62 | 99         | H | Brown      | 73 83 |          |   |                     |       |                 |  |

Non-Div I Games:

Colgate



|                   |          |           |                |            |             |               |      |      |       |           |
|-------------------|----------|-----------|----------------|------------|-------------|---------------|------|------|-------|-----------|
| Average RPI Win:  | 189      | WON-LOST  | WINNING        | LAST 10    | STRENGTH OF | OPP. STRENGTH | TEAM | ADJ. | CONF. | ADJ CONF. |
| Average RPI Loss: | 70       | RECORD    | PCT. RANK      | GAMES      | SCHEDULE    | OF SCHEDULE   | RPI  | RPI  | RPI   | RPI       |
| DIV. I ONLY       | 11- 10   | 158       | 3- 7           | 118        | 45          | 127           | 127  | 4    | 4     |           |
| DIV. I NON-CONF.  | 8- 2     | 45        | 0- 0           | 206        | 113         | 75            | 75   | 3    | 3     |           |
| TOTALS            | RPI 1-25 | RPI 26-50 | W-L RECORDS    | RPI 51-100 | RPI 101-999 | RPI 201+      |      |      |       |           |
| 11- 10            | 0- 2     | 0- 4      | OVERALL        | 2- 2       | 9- 2        | 4- 1          |      |      |       |           |
| 6- 6              | 0- 2     | 0- 3      | HOME           | 1- 0       | 5- 1        | 3- 0          |      |      |       |           |
| 5- 4              | 0- 0     | 0- 1      | AWAY           | 1- 2       | 4- 1        | 1- 1          |      |      |       |           |
| 0- 0              | 0- 0     | 0- 0      | NEUTRAL        | 0- 0       | 0- 0        | 0- 0          |      |      |       |           |
| 8- 2              | 0- 0     | 0- 0      | NON-CONFERENCE | 1- 1       | 7- 1        | 3- 0          |      |      |       |           |
| 5- 1              | 0- 0     | 0- 0      | HOME           | 1- 0       | 4- 1        | 2- 0          |      |      |       |           |
| 3- 1              | 0- 0     | 0- 0      | AWAY           | 0- 1       | 3- 0        | 1- 0          |      |      |       |           |
| 0- 0              | 0- 0     | 0- 0      | NEUTRAL        | 0- 0       | 0- 0        | 0- 0          |      |      |       |           |
| 3- 8              | 0- 2     | 0- 4      | CONFERENCE     | 1- 1       | 2- 1        | 1- 1          |      |      |       |           |
| 1- 5              | 0- 2     | 0- 3      | HOME           | 0- 0       | 1- 0        | 1- 0          |      |      |       |           |
| 2- 3              | 0- 0     | 0- 1      | AWAY           | 1- 1       | 1- 1        | 0- 1          |      |      |       |           |
| 0- 0              | 0- 0     | 0- 0      | NEUTRAL        | 0- 0       | 0- 0        | 0- 0          |      |      |       |           |

| RPI                       | S | Opponent    | Score | RPI | S | Opponent            | Score | RPI | S | Opponent       | Score | RPI | S | Opponent           | Score  | Team's RPI: 127 |
|---------------------------|---|-------------|-------|-----|---|---------------------|-------|-----|---|----------------|-------|-----|---|--------------------|--------|-----------------|
| 5                         | H | Oregon      | 55 74 | 28  | A | Arizona St.         | 59 73 | 61  | H | Miami (FL)     | 67 61 | 106 | H | Dartmouth          | 75 81  |                 |
| 10                        | H | UCLA        | 55 93 | 28  | H | Arizona St.         | 47 72 | 78  | A | Washington St. | 75 89 | 107 | H | George Mason       | 76 61  |                 |
|                           |   |             |       | 38  | H | Oregon St.          | 71 86 | 82  | A | North Carolina | 80 87 | 121 | A | Colorado St.       | 70 67  |                 |
|                           |   |             |       | 48  | H | Southern California | 51 86 | 87  | A | Utah           | 69 65 | 142 | A | Washington         | 66 61  |                 |
|                           |   |             |       |     |   |                     |       |     |   |                |       | 179 | H | Florida Atlantic   | 76 69  |                 |
|                           |   |             |       |     |   |                     |       |     |   |                |       | 184 | A | Samford            | 71 60  |                 |
|                           |   |             |       |     |   |                     |       |     |   |                |       | 266 | H | North Dakota St.   | 108 59 |                 |
|                           |   |             |       |     |   |                     |       |     |   |                |       | 277 | A | Arizona            | 63 72  |                 |
|                           |   |             |       |     |   |                     |       |     |   |                |       | 277 | H | Arizona            | 79 60  |                 |
|                           |   |             |       |     |   |                     |       |     |   |                |       | 320 | A | Air Force          | 68 43  |                 |
|                           |   |             |       |     |   |                     |       |     |   |                |       | 339 | H | Mississippi Valley | 85 48  |                 |
| LAST 12 Division I GAMES: |   |             |       |     |   |                     |       |     |   |                |       |     |   |                    |        |                 |
| 87                        | A | Utah        | 69 65 | 48  | H | Southern California | 51 86 | 142 | A | Washington     | 66 61 |     |   |                    |        |                 |
| 38                        | H | Oregon St.  | 71 86 | 78  | A | Washington St.      | 75 89 |     |   |                |       |     |   |                    |        |                 |
| 5                         | H | Oregon      | 55 74 | 277 | H | Arizona             | 79 60 |     |   |                |       |     |   |                    |        |                 |
| 28                        | A | Arizona St. | 59 73 | 28  | H | Arizona St.         | 47 72 |     |   |                |       |     |   |                    |        |                 |
| 277                       | A | Arizona     | 63 72 | 320 | A | Air Force           | 68 43 |     |   |                |       |     |   |                    |        |                 |
| 10                        | H | UCLA        | 55 93 |     |   |                     |       |     |   |                |       |     |   |                    |        |                 |

Non-Div I Games: Westminster (MO) 106 47

Col orado



|                   |          |           |                |            |             |               |      |      |       |           |
|-------------------|----------|-----------|----------------|------------|-------------|---------------|------|------|-------|-----------|
| Average RPI Win:  | 198      | WON-LOST  | WINNING        | LAST 10    | STRENGTH OF | OPP. STRENGTH | TEAM | ADJ. | CONF. | ADJ CONF. |
| Average RPI Loss: | 121      | RECORD    | PCT. RANK      | GAMES      | SCHEDULE    | OF SCHEDULE   | RPI  | RPI  | RPI   | RPI       |
| DIV. I ONLY       | 14- 7    | 79        | 7- 3           | 162        | 130         | 121           | 121  | 16   | 16    |           |
| DIV. I NON-CONF.  | 7- 3     | 74        | 1- 0           | 138        | 166         | 118           | 118  | 15   | 15    |           |
| -----             |          |           |                |            |             |               |      |      |       |           |
| TOTALS            | RPI 1-25 | RPI 26-50 | W-L RECORDS    | RPI 51-100 | RPI 101-999 | RPI 201+      |      |      |       |           |
| 14- 7             | 0- 0     | 1- 1      | OVERALL        | 3- 1       | 10- 5       | 8- 0          |      |      |       |           |
| 9- 5              | 0- 0     | 0- 1      | HOME           | 2- 1       | 7- 3        | 6- 0          |      |      |       |           |
| 5- 2              | 0- 0     | 1- 0      | AWAY           | 1- 0       | 3- 2        | 2- 0          |      |      |       |           |
| 0- 0              | 0- 0     | 0- 0      | NEUTRAL        | 0- 0       | 0- 0        | 0- 0          |      |      |       |           |
| 7- 3              | 0- 0     | 1- 1      | NON-CONFERENCE | 1- 0       | 5- 2        | 3- 0          |      |      |       |           |
| 5- 3              | 0- 0     | 0- 1      | HOME           | 1- 0       | 4- 2        | 3- 0          |      |      |       |           |
| 2- 0              | 0- 0     | 1- 0      | AWAY           | 0- 0       | 1- 0        | 0- 0          |      |      |       |           |
| 0- 0              | 0- 0     | 0- 0      | NEUTRAL        | 0- 0       | 0- 0        | 0- 0          |      |      |       |           |
| 7- 4              | 0- 0     | 0- 0      | CONFERENCE     | 2- 1       | 5- 3        | 5- 0          |      |      |       |           |
| 4- 2              | 0- 0     | 0- 0      | HOME           | 1- 1       | 3- 1        | 3- 0          |      |      |       |           |
| 3- 2              | 0- 0     | 0- 0      | AWAY           | 1- 0       | 2- 2        | 2- 0          |      |      |       |           |
| 0- 0              | 0- 0     | 0- 0      | NEUTRAL        | 0- 0       | 0- 0        | 0- 0          |      |      |       |           |

| RPI 1-25                  | RPI 26-50                 | RPI 51-100                | RPI 101+                  | Team's RPI: 121 |
|---------------------------|---------------------------|---------------------------|---------------------------|-----------------|
| RPI S Opponent Score      | RPI S Opponent Score      | RPI S Opponent Score      | RPI S Opponent Score      |                 |
|                           | 36 H Oklahoma 46 78       | 51 H Gonzaga 65 49        | 104 A UNLV 52 56          |                 |
|                           | 39 A Northern Colo. 55 44 | 65 A Wyoming 64 53        | 112 H BYU 56 54           |                 |
|                           |                           | 65 H Wyoming 49 53        | 127 H Colorado 67 70      |                 |
|                           |                           | 75 H New Mexico 74 71     | 146 H Idaho 69 83         |                 |
|                           |                           |                           | 173 A Fresno St. 45 56    |                 |
|                           |                           |                           | 192 A Denver 61 56        |                 |
|                           |                           |                           | 196 H Boise St. 58 62     |                 |
|                           |                           |                           | 236 A San Diego St. 65 63 |                 |
|                           |                           |                           | 236 H San Diego St. 72 43 |                 |
|                           |                           |                           | 252 H San Jose St. 63 48  |                 |
|                           |                           |                           | 282 H Prairie View 71 59  |                 |
|                           |                           |                           | 285 H Morgan St. 60 44    |                 |
|                           |                           |                           | 289 H Utah St. 56 45      |                 |
|                           |                           |                           | 320 A Air Force 40 39     |                 |
|                           |                           |                           | 333 H N.C. Central 85 48  |                 |
| LAST 12 Division I GAMES: |                           |                           |                           |                 |
|                           | 65 A Wyoming 64 53        | 289 H Utah St. 56 45      |                           |                 |
|                           | 75 H New Mexico 74 71     | 173 A Fresno St. 45 56    |                           |                 |
|                           | 236 H San Diego St. 72 43 | 236 A San Diego St. 65 63 |                           |                 |
|                           | 104 A UNLV 52 56          | 252 H San Jose St. 63 48  |                           |                 |
|                           | 320 A Air Force 40 39     | 196 H Boise St. 58 62     |                           |                 |
|                           | 65 H Wyoming 49 53        | 285 H Morgan St. 60 44    |                           |                 |

Non-Div I Games: Eastern N.M. 75 35

Colorado St.



| Average RPI Win: 233  |      | WON-LOST | WINNING   | LAST 10   | STRENGTH OF    | OPP. STRENGTH | TEAM       | ADJ.        | CONF.    | ADJ CONF. |
|-----------------------|------|----------|-----------|-----------|----------------|---------------|------------|-------------|----------|-----------|
| Average RPI Loss: 120 |      | RECORD   | PCT. RANK | GAMES     | SCHEDULE       | OF SCHEDULE   | RPI        | RPI         | RPI      | RPI       |
| DIV. I ONLY           |      | 7- 12    | 249       | 3- 7      | 129            | 158           | 191        | 191         | 9        | 9         |
| DIV. I NON-CONF.      |      | 6- 9     | 214       | 4- 4      | 126            | 142           | 173        | 173         | 9        | 9         |
| -----                 |      |          |           |           |                |               |            |             |          |           |
| TOTALS                |      | RPI 1-25 |           | RPI 26-50 | W-L RECORDS    |               | RPI 51-100 | RPI 101-999 | RPI 201+ |           |
| 7- 12                 | 0- 3 |          |           | 0- 2      | OVERALL        |               | 0- 1       | 7- 6        | 4- 4     |           |
| 3- 3                  | 0- 1 |          |           | 0- 0      | HOME           |               | 0- 0       | 3- 2        | 1- 2     |           |
| 4- 6                  | 0- 0 |          |           | 0- 1      | AWAY           |               | 0- 1       | 4- 4        | 3- 2     |           |
| 0- 3                  | 0- 2 |          |           | 0- 1      | NEUTRAL        |               | 0- 0       | 0- 0        | 0- 0     |           |
| 6- 9                  | 0- 3 |          |           | 0- 2      | NON-CONFERENCE |               | 0- 0       | 6- 4        | 3- 3     |           |
| 3- 2                  | 0- 1 |          |           | 0- 0      | HOME           |               | 0- 0       | 3- 1        | 1- 1     |           |
| 3- 4                  | 0- 0 |          |           | 0- 1      | AWAY           |               | 0- 0       | 3- 3        | 2- 2     |           |
| 0- 3                  | 0- 2 |          |           | 0- 1      | NEUTRAL        |               | 0- 0       | 0- 0        | 0- 0     |           |
| 1- 3                  | 0- 0 |          |           | 0- 0      | CONFERENCE     |               | 0- 1       | 1- 2        | 1- 1     |           |
| 0- 1                  | 0- 0 |          |           | 0- 0      | HOME           |               | 0- 0       | 0- 1        | 0- 1     |           |
| 1- 2                  | 0- 0 |          |           | 0- 0      | AWAY           |               | 0- 1       | 1- 1        | 1- 0     |           |
| 0- 0                  | 0- 0 |          |           | 0- 0      | NEUTRAL        |               | 0- 0       | 0- 0        | 0- 0     |           |

| RPI                       | S | Opponent        | Score | RPI | S | Opponent    | Score | RPI | S | Opponent           | Score | RPI | S | Opponent           | Score |
|---------------------------|---|-----------------|-------|-----|---|-------------|-------|-----|---|--------------------|-------|-----|---|--------------------|-------|
| 3                         | N | Mississippi St. | 54 90 | 28  | N | Arizona St. | 48 72 | 52  | A | Princeton          | 47 69 | 109 | A | Rice               | 44 67 |
| 16                        | N | Green Bay       | 43 61 | 49  | A | Houston     | 53 77 |     |   |                    |       | 113 | A | Penn               | 51 70 |
| 24                        | H | Buffalo         | 63 65 |     |   |             |       |     |   |                    |       | 145 | H | Saint Francis (PA) | 94 81 |
|                           |   |                 |       |     |   |             |       |     |   |                    |       | 186 | A | Providence         | 73 64 |
|                           |   |                 |       |     |   |             |       |     |   |                    |       | 198 | H | Boston College     | 68 60 |
|                           |   |                 |       |     |   |             |       |     |   |                    |       | 204 | H | Hofstra            | 75 53 |
|                           |   |                 |       |     |   |             |       |     |   |                    |       | 205 | A | Hampton            | 58 60 |
|                           |   |                 |       |     |   |             |       |     |   |                    |       | 217 | H | Richmond           | 79 85 |
|                           |   |                 |       |     |   |             |       |     |   |                    |       | 276 | A | Cornell            | 72 54 |
|                           |   |                 |       |     |   |             |       |     |   |                    |       | 276 | H | Cornell            | 47 57 |
|                           |   |                 |       |     |   |             |       |     |   |                    |       | 292 | A | Vermont            | 73 66 |
|                           |   |                 |       |     |   |             |       |     |   |                    |       | 332 | A | UMBC               | 60 44 |
|                           |   |                 |       |     |   |             |       |     |   |                    |       | 348 | A | UMass Lowell       | 70 77 |
| -----                     |   |                 |       |     |   |             |       |     |   |                    |       |     |   |                    |       |
| Team's RPI: 191           |   |                 |       |     |   |             |       |     |   |                    |       |     |   |                    |       |
| LAST 12 Division I GAMES: |   |                 |       |     |   |             |       |     |   |                    |       |     |   |                    |       |
| 276                       | A | Cornell         | 72 54 | 49  | A | Houston     | 53 77 | 204 | H | Hofstra            | 75 53 |     |   |                    |       |
| 276                       | H | Cornell         | 47 57 | 24  | H | Buffalo     | 63 65 | 145 | H | Saint Francis (PA) | 94 81 |     |   |                    |       |
| 113                       | A | Penn            | 51 70 | 332 | A | UMBC        | 60 44 | 198 | H | Boston College     | 68 60 |     |   |                    |       |
| 52                        | A | Princeton       | 47 69 |     |   |             |       |     |   |                    |       |     |   |                    |       |
| 205                       | A | Hampton         | 58 60 |     |   |             |       |     |   |                    |       |     |   |                    |       |
| 109                       | A | Rice            | 44 67 |     |   |             |       |     |   |                    |       |     |   |                    |       |

Non-Div I Games:

Columbia



|                   |          |           |                |            |             |               |      |      |       |           |
|-------------------|----------|-----------|----------------|------------|-------------|---------------|------|------|-------|-----------|
| Average RPI Win:  | 310      | WON-LOST  | WINNING        | LAST 10    | STRENGTH OF | OPP. STRENGTH | TEAM | ADJ. | CONF. | ADJ CONF. |
| Average RPI Loss: | 177      | RECORD    | PCT. RANK      | GAMES      | SCHEDULE    | OF SCHEDULE   | RPI  | RPI  | RPI   | RPI       |
| DIV. I ONLY       | 6- 15    | 283       | 5- 5           | 261        | 314         | 302           | 302  | 31   | 31    |           |
| DIV. I NON-CONF.  | 1- 11    | 331       | 0- 3           | 124        | 182         | 296           | 296  | 31   | 31    |           |
| -----             |          |           |                |            |             |               |      |      |       |           |
| TOTALS            | RPI 1-25 | RPI 26-50 | W-L RECORDS    | RPI 51-100 | RPI 101-999 | RPI 201+      |      |      |       |           |
| 6- 15             | 0- 3     | 0- 1      | OVERALL        | 0- 0       | 6- 11       | 6- 8          |      |      |       |           |
| 6- 1              | 0- 1     | 0- 0      | HOME           | 0- 0       | 6- 0        | 6- 0          |      |      |       |           |
| 0- 12             | 0- 0     | 0- 0      | AWAY           | 0- 0       | 0- 2        | 0- 2          |      |      |       |           |
| 0- 2              | 0- 1     | 0- 0      | NEUTRAL        | 0- 0       | 0- 1        | 0- 1          |      |      |       |           |
| 1- 11             | 0- 3     | 0- 1      | NON-CONFERENCE | 0- 0       | 1- 7        | 1- 4          |      |      |       |           |
| 1- 1              | 0- 1     | 0- 0      | HOME           | 0- 0       | 1- 0        | 1- 0          |      |      |       |           |
| 0- 8              | 0- 1     | 0- 1      | AWAY           | 0- 0       | 0- 6        | 0- 3          |      |      |       |           |
| 0- 2              | 0- 1     | 0- 0      | NEUTRAL        | 0- 0       | 0- 1        | 0- 1          |      |      |       |           |
| 5- 4              | 0- 0     | 0- 0      | CONFERENCE     | 0- 0       | 5- 4        | 5- 4          |      |      |       |           |
| 5- 0              | 0- 0     | 0- 0      | HOME           | 0- 0       | 5- 0        | 5- 0          |      |      |       |           |
| 0- 4              | 0- 0     | 0- 0      | AWAY           | 0- 0       | 0- 4        | 0- 4          |      |      |       |           |
| 0- 0              | 0- 0     | 0- 0      | NEUTRAL        | 0- 0       | 0- 0        | 0- 0          |      |      |       |           |

| RPI 1-25                  |   |                    |        | RPI 26-50 |   |               |        | RPI 51-100 |   |          |       | RPI 101+ Team's RPI: 302 |   |                    |       |
|---------------------------|---|--------------------|--------|-----------|---|---------------|--------|------------|---|----------|-------|--------------------------|---|--------------------|-------|
| RPI                       | S | Opponent           | Score  | RPI       | S | Opponent      | Score  | RPI        | S | Opponent | Score | RPI                      | S | Opponent           | Score |
| 8                         | A | Baylor             | 54 100 | 40        | A | West Virginia | 43 101 |            |   |          |       | 123                      | A | SFA                | 59 72 |
| 15                        | N | Missouri           | 50 73  |           |   |               |        |            |   |          |       | 130                      | A | Middle Tenn.       | 39 69 |
| 20                        | H | Maryland           | 49 113 |           |   |               |        |            |   |          |       | 174                      | A | Charlotte          | 49 78 |
|                           |   |                    |        |           |   |               |        |            |   |          |       | 205                      | A | Hampton            | 35 67 |
|                           |   |                    |        |           |   |               |        |            |   |          |       | 206                      | A | Norfolk St.        | 57 71 |
|                           |   |                    |        |           |   |               |        |            |   |          |       | 212                      | A | N.C. A&T           | 63 64 |
|                           |   |                    |        |           |   |               |        |            |   |          |       | 244                      | N | Manhattan          | 56 74 |
|                           |   |                    |        |           |   |               |        |            |   |          |       | 261                      | H | Mt. St. Mary's     | 68 54 |
|                           |   |                    |        |           |   |               |        |            |   |          |       | 285                      | H | Morgan St.         | 55 53 |
|                           |   |                    |        |           |   |               |        |            |   |          |       | 306                      | H | UMES               | 69 63 |
|                           |   |                    |        |           |   |               |        |            |   |          |       | 307                      | A | VCU                | 47 62 |
|                           |   |                    |        |           |   |               |        |            |   |          |       | 318                      | A | Old Dominion       | 67 75 |
|                           |   |                    |        |           |   |               |        |            |   |          |       | 322                      | A | Charleston So.     | 58 72 |
|                           |   |                    |        |           |   |               |        |            |   |          |       | 333                      | A | N.C. Central       | 52 60 |
|                           |   |                    |        |           |   |               |        |            |   |          |       | 334                      | H | South Carolina St. | 56 39 |
|                           |   |                    |        |           |   |               |        |            |   |          |       | 336                      | H | Savannah St.       | 66 57 |
|                           |   |                    |        |           |   |               |        |            |   |          |       | 337                      | H | Florida A&M        | 62 56 |
| -----                     |   |                    |        |           |   |               |        |            |   |          |       |                          |   |                    |       |
| LAST 12 Division I GAMES: |   |                    |        |           |   |               |        |            |   |          |       |                          |   |                    |       |
| 205                       | A | Hampton            | 35 67  | 337       | H | Florida A&M   | 62 56  |            |   |          |       |                          |   |                    |       |
| 306                       | H | UMES               | 69 63  | 336       | H | Savannah St.  | 66 57  |            |   |          |       |                          |   |                    |       |
| 334                       | H | South Carolina St. | 56 39  | 206       | A | Norfolk St.   | 57 71  |            |   |          |       |                          |   |                    |       |
| 285                       | H | Morgan St.         | 55 53  | 20        | H | Maryland      | 49 113 |            |   |          |       |                          |   |                    |       |
| 212                       | A | N.C. A&T           | 63 64  | 307       | A | VCU           | 47 62  |            |   |          |       |                          |   |                    |       |
| 333                       | A | N.C. Central       | 52 60  | 40        | A | West Virginia | 43 101 |            |   |          |       |                          |   |                    |       |

Non-Div I Games:

Coppin St.



|                   |          |           |                |            |             |               |      |      |       |           |
|-------------------|----------|-----------|----------------|------------|-------------|---------------|------|------|-------|-----------|
| Average RPI Win:  | 280      | WON-LOST  | WINNING        | LAST 10    | STRENGTH OF | OPP. STRENGTH | TEAM | ADJ. | CONF. | ADJ CONF. |
| Average RPI Loss: | 167      | RECORD    | PCT. RANK      | GAMES      | SCHEDULE    | OF SCHEDULE   | RPI  | RPI  | RPI   | RPI       |
| DIV. I ONLY       | 5- 12    | 279       | 3- 7           | 285        | 231         | 276           | 276  | 9    | 9     |           |
| DIV. I NON-CONF.  | 4- 9     | 249       | 3- 5           | 316        | 303         | 298           | 298  | 9    | 9     |           |
| -----             |          |           |                |            |             |               |      |      |       |           |
| TOTALS            | RPI 1-25 | RPI 26-50 | W-L RECORDS    | RPI 51-100 | RPI 101-999 | RPI 201+      |      |      |       |           |
| 5- 12             | 0- 0     | 0- 1      | OVERALL        | 0- 1       | 5- 10       | 4- 4          |      |      |       |           |
| 1- 6              | 0- 0     | 0- 0      | HOME           | 0- 0       | 1- 6        | 1- 3          |      |      |       |           |
| 4- 6              | 0- 0     | 0- 1      | AWAY           | 0- 1       | 4- 4        | 3- 1          |      |      |       |           |
| 0- 0              | 0- 0     | 0- 0      | NEUTRAL        | 0- 0       | 0- 0        | 0- 0          |      |      |       |           |
| 4- 9              | 0- 0     | 0- 1      | NON-CONFERENCE | 0- 0       | 4- 8        | 4- 4          |      |      |       |           |
| 1- 5              | 0- 0     | 0- 0      | HOME           | 0- 0       | 1- 5        | 1- 3          |      |      |       |           |
| 3- 4              | 0- 0     | 0- 1      | AWAY           | 0- 0       | 3- 3        | 3- 1          |      |      |       |           |
| 0- 0              | 0- 0     | 0- 0      | NEUTRAL        | 0- 0       | 0- 0        | 0- 0          |      |      |       |           |
| 1- 3              | 0- 0     | 0- 0      | CONFERENCE     | 0- 1       | 1- 2        | 0- 0          |      |      |       |           |
| 0- 1              | 0- 0     | 0- 0      | HOME           | 0- 0       | 0- 1        | 0- 0          |      |      |       |           |
| 1- 2              | 0- 0     | 0- 0      | AWAY           | 0- 1       | 1- 1        | 0- 0          |      |      |       |           |
| 0- 0              | 0- 0     | 0- 0      | NEUTRAL        | 0- 0       | 0- 0        | 0- 0          |      |      |       |           |

| RPI 1-25                  |   |          |       | RPI 26-50 |   |              |       | RPI 51-100 |   |          |       | RPI 101+ |   |               |       | Team's RPI: 276 |   |                 |       |
|---------------------------|---|----------|-------|-----------|---|--------------|-------|------------|---|----------|-------|----------|---|---------------|-------|-----------------|---|-----------------|-------|
| RPI                       | S | Opponent | Score | RPI       | S | Opponent     | Score | RPI        | S | Opponent | Score | RPI      | S | Opponent      | Score |                 |   |                 |       |
|                           |   |          |       | 47        | A | Drexel       | 39 61 |            |   |          |       | 52       | A | Princeton     | 54 75 | 113             | A | Penn            | 48 68 |
|                           |   |          |       |           |   |              |       |            |   |          |       |          |   |               |       | 140             | A | Pittsburgh      | 39 51 |
|                           |   |          |       |           |   |              |       |            |   |          |       |          |   |               |       | 157             | H | Binghamton      | 58 66 |
|                           |   |          |       |           |   |              |       |            |   |          |       |          |   |               |       | 170             | H | Lehigh          | 57 62 |
|                           |   |          |       |           |   |              |       |            |   |          |       |          |   |               |       | 181             | A | New Hampshire   | 45 48 |
|                           |   |          |       |           |   |              |       |            |   |          |       |          |   |               |       | 191             | A | Columbia        | 57 47 |
|                           |   |          |       |           |   |              |       |            |   |          |       |          |   |               |       | 191             | H | Columbia        | 54 72 |
|                           |   |          |       |           |   |              |       |            |   |          |       |          |   |               |       | 206             | H | Oakland         | 77 79 |
|                           |   |          |       |           |   |              |       |            |   |          |       |          |   |               |       | 226             | H | Stony Brook     | 48 40 |
|                           |   |          |       |           |   |              |       |            |   |          |       |          |   |               |       | 237             | H | Lafayette       | 58 59 |
|                           |   |          |       |           |   |              |       |            |   |          |       |          |   |               |       | 240             | A | Loyola Maryland | 63 78 |
|                           |   |          |       |           |   |              |       |            |   |          |       |          |   |               |       | 269             | H | Colgate         | 70 74 |
|                           |   |          |       |           |   |              |       |            |   |          |       |          |   |               |       | 290             | A | Canisius        | 67 59 |
|                           |   |          |       |           |   |              |       |            |   |          |       |          |   |               |       | 344             | A | NJIT            | 61 46 |
|                           |   |          |       |           |   |              |       |            |   |          |       |          |   |               |       | 348             | A | UMass Lowell    | 71 53 |
| LAST 12 Division I GAMES: |   |          |       |           |   |              |       |            |   |          |       |          |   |               |       |                 |   |                 |       |
|                           |   |          |       | 191       | H | Columbia     | 54 72 |            |   |          |       | 181      | A | New Hampshire | 45 48 |                 |   |                 |       |
|                           |   |          |       | 191       | A | Columbia     | 57 47 |            |   |          |       | 47       | A | Drexel        | 39 61 |                 |   |                 |       |
|                           |   |          |       | 52        | A | Princeton    | 54 75 |            |   |          |       | 157      | H | Binghamton    | 58 66 |                 |   |                 |       |
|                           |   |          |       | 113       | A | Penn         | 48 68 |            |   |          |       | 206      | H | Oakland       | 77 79 |                 |   |                 |       |
|                           |   |          |       | 344       | A | NJIT         | 61 46 |            |   |          |       | 226      | H | Stony Brook   | 48 40 |                 |   |                 |       |
|                           |   |          |       | 348       | A | UMass Lowell | 71 53 |            |   |          |       | 237      | H | Lafayette     | 58 59 |                 |   |                 |       |

Non-Div I Games:

Cornell



| Creighton        |          |       |           | Through Games Of Feb. 1, 2018 |                |             |               |             |      |          |           |
|------------------|----------|-------|-----------|-------------------------------|----------------|-------------|---------------|-------------|------|----------|-----------|
| Average RPI      | Win:     | 115   | WON-LOST  | WINNING                       | LAST 10        | STRENGTH OF | OPP. STRENGTH | TEAM        | ADJ. | CONF.    | ADJ CONF. |
| Average RPI      | Loss:    | 53    | RECORD    | PCT. RANK                     | GAMES          | SCHEDULE    | OF SCHEDULE   | RPI         | RPI  | RPI      | RPI       |
| DIV. I ONLY      |          | 13- 8 |           | 107                           | 6- 4           | 23          | 13            | 45          | 45   | 6        | 6         |
| DIV. I NON-CONF. |          | 6- 4  |           | 122                           | 0- 1           | 11          | 13            | 39          | 39   | 5        | 5         |
| -----            |          |       |           |                               |                |             |               |             |      |          |           |
| TOTALS           | RPI 1-25 |       | RPI 26-50 |                               | W-L RECORDS    | RPI 51-100  |               | RPI 101-999 |      | RPI 201+ |           |
| 13- 8            | 1- 4     |       | 1- 0      |                               | OVERALL        | 5- 3        |               | 6- 1        |      | 1- 0     |           |
| 8- 3             | 1- 3     |       | 1- 0      |                               | HOME           | 2- 0        |               | 4- 0        |      | 0- 0     |           |
| 5- 3             | 0- 0     |       | 0- 0      |                               | AWAY           | 3- 3        |               | 2- 0        |      | 1- 0     |           |
| 0- 2             | 0- 1     |       | 0- 0      |                               | NEUTRAL        | 0- 0        |               | 0- 1        |      | 0- 0     |           |
| 6- 4             | 0- 2     |       | 1- 0      |                               | NON-CONFERENCE | 2- 1        |               | 3- 1        |      | 1- 0     |           |
| 3- 1             | 0- 1     |       | 1- 0      |                               | HOME           | 0- 0        |               | 2- 0        |      | 0- 0     |           |
| 3- 1             | 0- 0     |       | 0- 0      |                               | AWAY           | 2- 1        |               | 1- 0        |      | 1- 0     |           |
| 0- 2             | 0- 1     |       | 0- 0      |                               | NEUTRAL        | 0- 0        |               | 0- 1        |      | 0- 0     |           |
| 7- 4             | 1- 2     |       | 0- 0      |                               | CONFERENCE     | 3- 2        |               | 3- 0        |      | 0- 0     |           |
| 5- 2             | 1- 2     |       | 0- 0      |                               | HOME           | 2- 0        |               | 2- 0        |      | 0- 0     |           |
| 2- 2             | 0- 0     |       | 0- 0      |                               | AWAY           | 1- 2        |               | 1- 0        |      | 0- 0     |           |
| 0- 0             | 0- 0     |       | 0- 0      |                               | NEUTRAL        | 0- 0        |               | 0- 0        |      | 0- 0     |           |

| RPI 1-25                  |   |                 |       | RPI 26-50 |   |                  |       | Team's RPI: 45 |  |  |  | RPI 51-100 |   |                 |         | RPI 101+ |   |             |       |
|---------------------------|---|-----------------|-------|-----------|---|------------------|-------|----------------|--|--|--|------------|---|-----------------|---------|----------|---|-------------|-------|
| RPI                       | S | Opponent        | Score | RPI       | S | Opponent         | Score |                |  |  |  | RPI        | S | Opponent        | Score   | RPI      | S | Opponent    | Score |
| 7                         | H | Florida St.     | 82 92 | 44        | H | South Dakota St. | 72 65 |                |  |  |  | 56         | A | Nebraska        | 64 49   | 124      | H | Georgetown  | 69 58 |
| 10                        | N | UCLA            | 63 72 |           |   |                  |       |                |  |  |  | 60         | A | St. John's (NY) | 65 72   | 139      | H | UNI         | 89 78 |
| 21                        | H | Marquette       | 77 92 |           |   |                  |       |                |  |  |  | 60         | H | St. John's (NY) | 53 39   | 142      | N | Washington  | 64 67 |
| 22                        | H | Villanova       | 69 54 |           |   |                  |       |                |  |  |  | 69         | A | South Dakota    | 68 73   | 147      | H | Wichita St. | 66 61 |
| 23                        | H | DePaul          | 54 82 |           |   |                  |       |                |  |  |  | 88         | A | Butler          | 53 59   | 186      | H | Providence  | 73 56 |
|                           |   |                 |       |           |   |                  |       |                |  |  |  | 93         | A | Seton Hall      | 68 51   | 197      | A | Xavier      | 71 64 |
|                           |   |                 |       |           |   |                  |       |                |  |  |  | 93         | H | Seton Hall      | 81 64   | 235      | A | Omaha       | 72 51 |
|                           |   |                 |       |           |   |                  |       |                |  |  |  | 95         | A | Drake           | 108 100 |          |   |             |       |
| LAST 12 Division I GAMES: |   |                 |       |           |   |                  |       |                |  |  |  |            |   |                 |         |          |   |             |       |
| 93                        | H | Seton Hall      | 81 64 | 21        | H | Marquette        | 77 92 |                |  |  |  |            |   |                 |         |          |   |             |       |
| 60                        | H | St. John's (NY) | 53 39 | 60        | A | St. John's (NY)  | 65 72 |                |  |  |  |            |   |                 |         |          |   |             |       |
| 197                       | A | Xavier          | 71 64 | 93        | A | Seton Hall       | 68 51 |                |  |  |  |            |   |                 |         |          |   |             |       |
| 88                        | A | Butler          | 53 59 | 124       | H | Georgetown       | 69 58 |                |  |  |  |            |   |                 |         |          |   |             |       |
| 186                       | H | Providence      | 73 56 | 22        | H | Villanova        | 69 54 |                |  |  |  |            |   |                 |         |          |   |             |       |
| 23                        | H | DePaul          | 54 82 | 7         | H | Florida St.      | 82 92 |                |  |  |  |            |   |                 |         |          |   |             |       |

Non-Div I Games:

Creighton



| Average RPI      | Win:     | 205   | WON-LOST  | WINNING   | LAST 10        | STRENGTH OF | OPP. STRENGTH | TEAM        | ADJ. | CONF.    | ADJ CONF. |
|------------------|----------|-------|-----------|-----------|----------------|-------------|---------------|-------------|------|----------|-----------|
| Average RPI      | Loss:    | 99    | RECORD    | PCT. RANK | GAMES          | SCHEDULE    | OF SCHEDULE   | RPI         | RPI  | RPI      | RPI       |
| DIV. I ONLY      |          | 10- 7 |           | 127       | 4- 6           | 107         | 159           | 106         | 106  | 9        | 9         |
| DIV. I NON-CONF. |          | 8- 5  |           | 111       | 4- 4           | 191         | 224           | 114         | 114  | 9        | 9         |
| -----            |          |       |           |           |                |             |               |             |      |          |           |
| TOTALS           | RPI 1-25 |       | RPI 26-50 |           | W-L RECORDS    | RPI 51-100  |               | RPI 101-999 |      | RPI 201+ |           |
| 10- 7            | 0- 1     |       | 0- 0      |           | OVERALL        | 2- 3        |               | 8- 3        |      | 4- 0     |           |
| 7- 2             | 0- 0     |       | 0- 0      |           | HOME           | 2- 1        |               | 5- 1        |      | 3- 0     |           |
| 3- 5             | 0- 1     |       | 0- 0      |           | AWAY           | 0- 2        |               | 3- 2        |      | 1- 0     |           |
| 0- 0             | 0- 0     |       | 0- 0      |           | NEUTRAL        | 0- 0        |               | 0- 0        |      | 0- 0     |           |
| 8- 5             | 0- 1     |       | 0- 0      |           | NON-CONFERENCE | 0- 2        |               | 8- 2        |      | 4- 0     |           |
| 5- 1             | 0- 0     |       | 0- 0      |           | HOME           | 0- 1        |               | 5- 0        |      | 3- 0     |           |
| 3- 4             | 0- 1     |       | 0- 0      |           | AWAY           | 0- 1        |               | 3- 2        |      | 1- 0     |           |
| 0- 0             | 0- 0     |       | 0- 0      |           | NEUTRAL        | 0- 0        |               | 0- 0        |      | 0- 0     |           |
| 2- 2             | 0- 0     |       | 0- 0      |           | CONFERENCE     | 2- 1        |               | 0- 1        |      | 0- 0     |           |
| 2- 1             | 0- 0     |       | 0- 0      |           | HOME           | 2- 0        |               | 0- 1        |      | 0- 0     |           |
| 0- 1             | 0- 0     |       | 0- 0      |           | AWAY           | 0- 1        |               | 0- 0        |      | 0- 0     |           |
| 0- 0             | 0- 0     |       | 0- 0      |           | NEUTRAL        | 0- 0        |               | 0- 0        |      | 0- 0     |           |

| RPI                       | S | Opponent    | Score  | RPI | S | Opponent      | Score  | RPI | S | Opponent    | Score | RPI | S | Opponent        | Score | Team's RPI: 106 |
|---------------------------|---|-------------|--------|-----|---|---------------|--------|-----|---|-------------|-------|-----|---|-----------------|-------|-----------------|
| 6                         | A | Ohio St.    | 70 103 |     |   |               |        | 66  | A | Albany (NY) | 61 76 | 117 | H | Yale            | 39 57 |                 |
|                           |   |             |        |     |   |               |        | 70  | A | Harvard     | 65 76 | 127 | A | Colorado        | 81 75 |                 |
|                           |   |             |        |     |   |               |        | 70  | H | Harvard     | 63 56 | 157 | A | Binghamton      | 64 80 |                 |
|                           |   |             |        |     |   |               |        | 86  | H | Maine       | 51 64 | 181 | H | New Hampshire   | 57 49 |                 |
|                           |   |             |        |     |   |               |        | 99  | H | Brown       | 78 73 | 182 | A | Marist          | 60 51 |                 |
|                           |   |             |        |     |   |               |        |     |   |             |       | 188 | A | Army West Point | 56 71 |                 |
|                           |   |             |        |     |   |               |        |     |   |             |       | 198 | H | Boston College  | 68 57 |                 |
|                           |   |             |        |     |   |               |        |     |   |             |       | 224 | A | Holy Cross      | 76 74 |                 |
|                           |   |             |        |     |   |               |        |     |   |             |       | 292 | H | Vermont         | 66 56 |                 |
|                           |   |             |        |     |   |               |        |     |   |             |       | 331 | H | Rhode Island    | 70 54 |                 |
|                           |   |             |        |     |   |               |        |     |   |             |       | 344 | H | NJIT            | 81 50 |                 |
| -----                     |   |             |        |     |   |               |        |     |   |             |       |     |   |                 |       |                 |
| LAST 12 Division I GAMES: |   |             |        |     |   |               |        |     |   |             |       |     |   |                 |       |                 |
| 117                       | H | Yale        | 39 57  | 224 | A | Holy Cross    | 76 74  |     |   |             |       |     |   |                 |       |                 |
| 99                        | H | Brown       | 78 73  | 6   | A | Ohio St.      | 70 103 |     |   |             |       |     |   |                 |       |                 |
| 70                        | A | Harvard     | 65 76  | 127 | A | Colorado      | 81 75  |     |   |             |       |     |   |                 |       |                 |
| 70                        | H | Harvard     | 63 56  | 86  | H | Maine         | 51 64  |     |   |             |       |     |   |                 |       |                 |
| 157                       | A | Binghamton  | 64 80  | 181 | H | New Hampshire | 57 49  |     |   |             |       |     |   |                 |       |                 |
| 66                        | A | Albany (NY) | 61 76  | 182 | A | Marist        | 60 51  |     |   |             |       |     |   |                 |       |                 |

Non-Div I Games:

Dartmouth



| Davidson          |  |          |           |           | Through Games Of Feb. 1, 2018 |             |               |      |             |       |           |
|-------------------|--|----------|-----------|-----------|-------------------------------|-------------|---------------|------|-------------|-------|-----------|
| Average RPI Win:  |  | 255      | WON-LOST  | WINNING   | LAST 10                       | STRENGTH OF | OPP. STRENGTH | TEAM | ADJ.        | CONF. | ADJ CONF. |
| Average RPI Loss: |  | 89       | RECORD    | PCT. RANK | GAMES                         | SCHEDULE    | OF SCHEDULE   | RPI  | RPI         | RPI   | RPI       |
| DIV. I ONLY       |  |          | 10- 13    | 216       | 5- 5                          | 99          | 173           | 151  | 151         | 13    | 13        |
| DIV. I NON-CONF.  |  |          | 5- 8      | 220       | 1- 1                          | 65          | 176           | 138  | 138         | 10    | 10        |
| -----             |  |          |           |           |                               |             |               |      |             |       |           |
| TOTALS            |  | RPI 1-25 | RPI 26-50 |           | W-L RECORDS                   |             | RPI 51-100    |      | RPI 101-999 |       | RPI 201+  |
| 10- 13            |  | 0- 1     | 0- 2      |           | OVERALL                       |             | 0- 5          |      | 10- 5       |       | 8- 1      |
| 4- 6              |  | 0- 0     | 0- 1      |           | HOME                          |             | 0- 3          |      | 4- 2        |       | 3- 1      |
| 6- 7              |  | 0- 1     | 0- 1      |           | AWAY                          |             | 0- 2          |      | 6- 3        |       | 5- 0      |
| 0- 0              |  | 0- 0     | 0- 0      |           | NEUTRAL                       |             | 0- 0          |      | 0- 0        |       | 0- 0      |
| 5- 8              |  | 0- 1     | 0- 1      |           | NON-CONFERENCE                |             | 0- 3          |      | 5- 3        |       | 3- 1      |
| 2- 3              |  | 0- 0     | 0- 0      |           | HOME                          |             | 0- 2          |      | 2- 1        |       | 1- 1      |
| 3- 5              |  | 0- 1     | 0- 1      |           | AWAY                          |             | 0- 1          |      | 3- 2        |       | 2- 0      |
| 0- 0              |  | 0- 0     | 0- 0      |           | NEUTRAL                       |             | 0- 0          |      | 0- 0        |       | 0- 0      |
| 5- 5              |  | 0- 0     | 0- 1      |           | CONFERENCE                    |             | 0- 2          |      | 5- 2        |       | 5- 0      |
| 2- 3              |  | 0- 0     | 0- 1      |           | HOME                          |             | 0- 1          |      | 2- 1        |       | 2- 0      |
| 3- 2              |  | 0- 0     | 0- 0      |           | AWAY                          |             | 0- 1          |      | 3- 1        |       | 3- 0      |
| 0- 0              |  | 0- 0     | 0- 0      |           | NEUTRAL                       |             | 0- 0          |      | 0- 0        |       | 0- 0      |

| RPI 1-25                  |   |                   |       | RPI 26-50 |   |           |       | RPI 51-100 |   |              |       | RPI 101+ |   |                   |       | Team's RPI: 151 |
|---------------------------|---|-------------------|-------|-----------|---|-----------|-------|------------|---|--------------|-------|----------|---|-------------------|-------|-----------------|
| RPI                       | S | Opponent          | Score | RPI       | S | Opponent  | Score | RPI        | S | Opponent     | Score | RPI      | S | Opponent          | Score |                 |
| 13                        | A | NC State          | 49 73 | 41        | H | Dayton    | 68 85 | 52         | H | Princeton    | 57 63 | 107      | A | George Mason      | 61 74 |                 |
|                           |   |                   |       | 43        | A | UCF       | 54 62 | 53         | H | Duquesne     | 54 79 | 114      | H | George Washington | 48 53 |                 |
|                           |   |                   |       |           |   |           |       | 62         | A | Mercer       | 54 69 | 131      | A | High Point        | 82 74 |                 |
|                           |   |                   |       |           |   |           |       | 68         | A | Fordham      | 58 66 | 137      | A | William & Mary    | 55 73 |                 |
|                           |   |                   |       |           |   |           |       | 73         | H | Elon         | 58 75 | 174      | H | Charlotte         | 68 66 |                 |
|                           |   |                   |       |           |   |           |       |            |   |              |       | 175      | A | Furman            | 62 65 |                 |
|                           |   |                   |       |           |   |           |       |            |   |              |       | 217      | A | Richmond          | 68 65 |                 |
|                           |   |                   |       |           |   |           |       |            |   |              |       | 223      | H | Gardner-Webb      | 65 70 |                 |
|                           |   |                   |       |           |   |           |       |            |   |              |       | 234      | A | St. Bonaventure   | 75 68 |                 |
|                           |   |                   |       |           |   |           |       |            |   |              |       | 242      | H | UNC Asheville     | 58 50 |                 |
|                           |   |                   |       |           |   |           |       |            |   |              |       | 271      | A | Appalachian St.   | 59 57 |                 |
|                           |   |                   |       |           |   |           |       |            |   |              |       | 294      | H | Massachusetts     | 87 81 |                 |
|                           |   |                   |       |           |   |           |       |            |   |              |       | 323      | A | Western Caro.     | 70 57 |                 |
|                           |   |                   |       |           |   |           |       |            |   |              |       | 331      | A | Rhode Island      | 79 67 |                 |
|                           |   |                   |       |           |   |           |       |            |   |              |       | 331      | H | Rhode Island      | 77 67 |                 |
| -----                     |   |                   |       |           |   |           |       |            |   |              |       |          |   |                   |       |                 |
| LAST 12 Division I GAMES: |   |                   |       |           |   |           |       |            |   |              |       |          |   |                   |       |                 |
| 331                       | A | Rhode Island      | 79 67 | 68        | A | Fordham   | 58 66 | 331        | H | Rhode Island | 77 67 |          |   |                   |       |                 |
| 41                        | H | Dayton            | 68 85 | 53        | H | Duquesne  | 54 79 | 107        | A | George Mason | 61 74 |          |   |                   |       |                 |
| 294                       | H | Massachusetts     | 87 81 | 43        | A | UCF       | 54 62 |            |   |              |       |          |   |                   |       |                 |
| 234                       | A | St. Bonaventure   | 75 68 | 174       | H | Charlotte | 68 66 |            |   |              |       |          |   |                   |       |                 |
| 114                       | H | George Washington | 48 53 |           |   |           |       |            |   |              |       |          |   |                   |       |                 |
| 217                       | A | Richmond          | 68 65 |           |   |           |       |            |   |              |       |          |   |                   |       |                 |

Non-Div I Games:

Davidson



Average RPI Win: 171

Average RPI Loss: 40

WON-LOST  
RECORDWINNING  
PCT. RANKLAST 10  
GAMESSTRENGTH OF  
SCHEDULEOPP. STRENGTH  
OF SCHEDULETEAM  
RPIADJ.  
RPICONF.  
RPIADJ CONF.  
RPIDIV. I ONLY  
DIV. I NON-CONF.17- 4  
7- 425  
10210- 0  
1- 1111  
61100  
7941  
7341  
7313  
1013  
10

TOTALS

RPI 1-25

RPI 26-50

W-L RECORDS

RPI 51-100

RPI 101-999

RPI 201+

17- 4

0- 1

1- 1

OVERALL

6- 2

10- 0

7- 0

9- 1

0- 1

1- 0

HOME

3- 0

5- 0

4- 0

5- 2

0- 0

0- 0

AWAY

1- 2

4- 0

2- 0

3- 1

0- 0

0- 1

NEUTRAL

2- 0

1- 0

1- 0

7- 4

0- 1

1- 1

NON-CONFERENCE

3- 2

3- 0

3- 0

4- 1

0- 1

1- 0

HOME

1- 0

2- 0

2- 0

0- 2

0- 0

0- 0

AWAY

0- 2

0- 0

0- 0

3- 1

0- 0

0- 1

NEUTRAL

2- 0

1- 0

1- 0

10- 0

0- 0

0- 0

CONFERENCE

3- 0

7- 0

4- 0

5- 0

0- 0

0- 0

HOME

2- 0

3- 0

2- 0

5- 0

0- 0

0- 0

AWAY

1- 0

4- 0

2- 0

0- 0

0- 0

0- 0

NEUTRAL

0- 0

0- 0

0- 0

RPI 1-25

RPI 26-50

Team's RPI: 41

RPI 51-100

RPI 101+

| RPI | S | Opponent  | Score |
|-----|---|-----------|-------|
| 16  | H | Green Bay | 64 75 |

| RPI | S | Opponent   | Score |
|-----|---|------------|-------|
| 29  | N | South Fla. | 87 93 |
| 31  | H | Virginia   | 61 46 |

| RPI | S | Opponent      | Score  |
|-----|---|---------------|--------|
| 53  | H | Duquesne      | 79 70  |
| 55  | A | Quinnipiac    | 66 72  |
| 58  | A | Toledo        | 50 68  |
| 68  | A | Fordham       | 63 62  |
| 70  | N | Harvard       | 72 66  |
| 90  | H | James Madison | 82 54  |
| 91  | H | Saint Louis   | 101 76 |
| 92  | N | Tulane        | 71 65  |

| RPI | S | Opponent          | Score  |
|-----|---|-------------------|--------|
| 114 | H | George Washington | 66 55  |
| 151 | A | Davidson          | 85 68  |
| 176 | A | Saint Joseph's    | 65 59  |
| 217 | A | Richmond          | 66 59  |
| 228 | A | La Salle          | 76 47  |
| 234 | H | St. Bonaventure   | 80 59  |
| 285 | H | Morgan St.        | 88 52  |
| 331 | H | Rhode Island      | 116 58 |
| 339 | N | Mississippi Val.  | 65 46  |
| 341 | H | Ark.-Pine Bluff   | 81 43  |

LAST 12 Division I GAMES:

|     |   |                   |        |     |   |                  |        |
|-----|---|-------------------|--------|-----|---|------------------|--------|
| 53  | H | Duquesne          | 79 70  | 234 | H | St. Bonaventure  | 80 59  |
| 151 | A | Davidson          | 85 68  | 176 | A | Saint Joseph's   | 65 59  |
| 217 | A | Richmond          | 66 59  | 331 | H | Rhode Island     | 116 58 |
| 114 | H | George Washington | 66 55  | 228 | A | La Salle         | 76 47  |
| 68  | A | Fordham           | 63 62  | 339 | N | Mississippi Val. | 65 46  |
| 91  | H | Saint Louis       | 101 76 | 29  | N | South Fla.       | 87 93  |

Dayton

Dayton

Non-Div I Games:

Dayton

Loss, 
 Non-Conf, S Site, 
 H Home
A Away 
 N Neutral



Average RPI Win: 127

Average RPI Loss: 21

WON-LOST  
RECORDWINNING  
PCT. RANKLAST 10  
GAMESSTRENGTH OF  
SCHEDULEOPP. STRENGTH  
OF SCHEDULETEAM  
RPIADJ.  
RPICONF.  
RPIADJ CONF.  
RPIDIV. I ONLY  
DIV. I NON-CONF.16- 6  
8- 461  
878- 2  
1- 129  
257  
323  
4623  
466  
56  
5

TOTALS

RPI 1-25

RPI 26-50

W-L RECORDS

RPI 51-100

RPI 101-999

RPI 201+

16- 6  
10- 2  
4- 3  
2- 11- 4  
1- 1  
0- 3  
0- 02- 2  
1- 1  
1- 0  
0- 1OVERALL  
HOME  
AWAY  
NEUTRAL6- 0  
5- 0  
0- 0  
1- 07- 0  
3- 0  
3- 0  
1- 02- 0  
2- 0  
0- 0  
0- 08- 4  
5- 2  
1- 1  
2- 10- 2  
0- 1  
0- 1  
0- 01- 2  
1- 1  
0- 0  
0- 1NON-CONFERENCE  
HOME  
AWAY  
NEUTRAL3- 0  
2- 0  
0- 0  
1- 04- 0  
2- 0  
1- 0  
1- 02- 0  
2- 0  
0- 0  
0- 08- 2  
5- 0  
3- 2  
0- 01- 2  
1- 0  
0- 2  
0- 01- 0  
0- 0  
1- 0  
0- 0CONFERENCE  
HOME  
AWAY  
NEUTRAL3- 0  
3- 0  
0- 0  
0- 03- 0  
1- 0  
2- 0  
0- 00- 0  
0- 0  
0- 0  
0- 0

RPI 1-25

Team's RPI: 23

RPI 26-50

RPI 51-100

RPI 101+

| RPI | S | Opponent   | Score  |
|-----|---|------------|--------|
| 1   | H | UConn      | 69 103 |
| 2   | A | Notre Dame | 82 91  |
| 21  | A | Marquette  | 81 93  |
| 21  | H | Marquette  | 95 83  |
| 22  | A | Villanova  | 58 84  |

| RPI | S | Opponent       | Score   |
|-----|---|----------------|---------|
| 36  | H | Oklahoma       | 111 108 |
| 39  | H | Northern Colo. | 88 94   |
| 42  | N | FGCU           | 84 89   |
| 45  | A | Creighton      | 82 54   |

| RPI | S | Opponent        | Score |
|-----|---|-----------------|-------|
| 51  | N | Gonzaga         | 88 71 |
| 60  | H | St. John's (NY) | 76 67 |
| 63  | H | IUPUI           | 85 71 |
| 88  | H | Butler          | 87 65 |
| 91  | H | Saint Louis     | 86 78 |
| 93  | H | Seton Hall      | 89 66 |

| RPI | S | Opponent       | Score  |
|-----|---|----------------|--------|
| 124 | A | Georgetown     | 78 62  |
| 177 | A | Northwestern   | 92 63  |
| 178 | N | Memphis        | 81 67  |
| 186 | A | Providence     | 71 48  |
| 197 | H | Xavier         | 79 48  |
| 310 | H | Loyola Chicago | 88 47  |
| 314 | H | Delaware St.   | 110 71 |

LAST 12 Division I GAMES:

|     |   |            |       |
|-----|---|------------|-------|
| 21  | H | Marquette  | 95 83 |
| 124 | A | Georgetown | 78 62 |
| 22  | A | Villanova  | 58 84 |
| 88  | H | Butler     | 87 65 |
| 197 | H | Xavier     | 79 48 |
| 45  | A | Creighton  | 82 54 |

|     |   |                 |       |
|-----|---|-----------------|-------|
| 186 | A | Providence      | 71 48 |
| 21  | A | Marquette       | 81 93 |
| 60  | H | St. John's (NY) | 76 67 |
| 93  | H | Seton Hall      | 89 66 |
| 63  | H | IUPUI           | 85 71 |
| 2   | A | Notre Dame      | 82 91 |

Non-Div I Games:

DePaul



| Delaware          |  |          |                    | Through Games Of Feb. 1, 2018 |                  |                         |                              |             |             |              |                  |
|-------------------|--|----------|--------------------|-------------------------------|------------------|-------------------------|------------------------------|-------------|-------------|--------------|------------------|
| Average RPI Win:  |  | 223      | WON-LOST<br>RECORD | WINNING<br>PCT. RANK          | LAST 10<br>GAMES | STRENGTH OF<br>SCHEDULE | OPP. STRENGTH<br>OF SCHEDULE | TEAM<br>RPI | ADJ.<br>RPI | CONF.<br>RPI | ADJ CONF.<br>RPI |
| Average RPI Loss: |  | 126      |                    |                               |                  |                         |                              |             |             |              |                  |
| DIV. I ONLY       |  | 13- 7    | 89                 | 7- 3                          | 220              | 182                     | 119                          | 119         | 10          | 10           |                  |
| DIV. I NON-CONF.  |  | 7- 4     | 102                | 3- 0                          | 252              | 238                     | 137                          | 137         | 12          | 12           |                  |
| -----             |  |          |                    |                               |                  |                         |                              |             |             |              |                  |
| TOTALS            |  | RPI 1-25 | RPI 26-50          |                               | W-L RECORDS      |                         | RPI 51-100                   | RPI 101-999 | RPI 201+    |              |                  |
| 13- 7             |  | 0- 1     | 0- 1               |                               | OVERALL          |                         | 2- 2                         | 11- 3       | 9- 1        |              |                  |
| 6- 2              |  | 0- 0     | 0- 0               |                               | HOME             |                         | 2- 0                         | 4- 2        | 4- 0        |              |                  |
| 6- 4              |  | 0- 1     | 0- 1               |                               | AWAY             |                         | 0- 2                         | 6- 0        | 4- 0        |              |                  |
| 1- 1              |  | 0- 0     | 0- 0               |                               | NEUTRAL          |                         | 0- 0                         | 1- 1        | 1- 1        |              |                  |
| 7- 4              |  | 0- 1     | 0- 0               |                               | NON-CONFERENCE   |                         | 1- 1                         | 6- 2        | 4- 1        |              |                  |
| 3- 1              |  | 0- 0     | 0- 0               |                               | HOME             |                         | 1- 0                         | 2- 1        | 2- 0        |              |                  |
| 3- 2              |  | 0- 1     | 0- 0               |                               | AWAY             |                         | 0- 1                         | 3- 0        | 1- 0        |              |                  |
| 1- 1              |  | 0- 0     | 0- 0               |                               | NEUTRAL          |                         | 0- 0                         | 1- 1        | 1- 1        |              |                  |
| 6- 3              |  | 0- 0     | 0- 1               |                               | CONFERENCE       |                         | 1- 1                         | 5- 1        | 5- 0        |              |                  |
| 3- 1              |  | 0- 0     | 0- 0               |                               | HOME             |                         | 1- 0                         | 2- 1        | 2- 0        |              |                  |
| 3- 2              |  | 0- 0     | 0- 1               |                               | AWAY             |                         | 0- 1                         | 3- 0        | 3- 0        |              |                  |
| 0- 0              |  | 0- 0     | 0- 0               |                               | NEUTRAL          |                         | 0- 0                         | 0- 0        | 0- 0        |              |                  |

| RPI 1-25                  |   |              |       | RPI 26-50 |   |                    |       | RPI 51-100 |   |                 |       | RPI 101+ Team's RPI: 119 |   |                    |       |
|---------------------------|---|--------------|-------|-----------|---|--------------------|-------|------------|---|-----------------|-------|--------------------------|---|--------------------|-------|
| RPI                       | S | Opponent     | Score | RPI       | S | Opponent           | Score | RPI        | S | Opponent        | Score | RPI                      | S | Opponent           | Score |
| 24                        | A | Buffalo      | 73 87 | 47        | A | Drexel             | 53 74 | 52         | A | Princeton       | 60 78 | 138                      | A | Hartford           | 72 63 |
|                           |   |              |       |           |   |                    |       | 71         | H | American        | 72 56 | 155                      | H | Northeastern       | 53 64 |
|                           |   |              |       |           |   |                    |       | 73         | A | Elon            | 51 64 | 188                      | A | Army West Point    | 70 59 |
|                           |   |              |       |           |   |                    |       | 73         | H | Elon            | 80 66 | 190                      | H | Boston U.          | 79 85 |
|                           |   |              |       |           |   |                    |       |            |   |                 |       | 204                      | A | Hofstra            | 58 51 |
|                           |   |              |       |           |   |                    |       |            |   |                 |       | 234                      | A | St. Bonaventure    | 53 52 |
|                           |   |              |       |           |   |                    |       |            |   |                 |       | 240                      | H | Loyola Maryland    | 71 38 |
|                           |   |              |       |           |   |                    |       |            |   |                 |       | 255                      | A | Col. of Charleston | 68 59 |
|                           |   |              |       |           |   |                    |       |            |   |                 |       | 278                      | A | UNCW               | 82 49 |
|                           |   |              |       |           |   |                    |       |            |   |                 |       | 278                      | H | UNCW               | 80 62 |
|                           |   |              |       |           |   |                    |       |            |   |                 |       | 281                      | H | Towson             | 51 49 |
|                           |   |              |       |           |   |                    |       |            |   |                 |       | 314                      | H | Delaware St.       | 84 49 |
|                           |   |              |       |           |   |                    |       |            |   |                 |       | 343                      | N | Saint Peter's      | 87 90 |
|                           |   |              |       |           |   |                    |       |            |   |                 |       | 345                      | N | Eastern Ill.       | 66 37 |
| -----                     |   |              |       |           |   |                    |       |            |   |                 |       |                          |   |                    |       |
| LAST 12 Division I GAMES: |   |              |       |           |   |                    |       |            |   |                 |       |                          |   |                    |       |
| 278                       | H | UNCW         | 80 62 | 255       | A | Col. of Charleston | 68 59 | 73         | H | Elon            | 80 66 | 47                       | A | Drexel             | 53 74 |
| 155                       | H | Northeastern | 53 64 | 73        | H | Elon               | 80 66 | 47         | A | Drexel          | 53 74 | 240                      | H | Loyola Maryland    | 71 38 |
| 73                        | A | Elon         | 51 64 | 47        | A | Drexel             | 53 74 | 240        | H | Loyola Maryland | 71 38 | 314                      | H | Delaware St.       | 84 49 |
| 278                       | A | UNCW         | 82 49 | 240       | H | Loyola Maryland    | 71 38 | 314        | H | Delaware St.    | 84 49 | 188                      | A | Army West Point    | 70 59 |
| 281                       | H | Towson       | 51 49 | 314       | H | Delaware St.       | 84 49 | 188        | A | Army West Point | 70 59 |                          |   |                    |       |
| 204                       | A | Hofstra      | 58 51 |           |   |                    |       |            |   |                 |       |                          |   |                    |       |

Non-Div I Games:

Delaware



|                   |          |           |                |            |             |               |      |      |       |           |
|-------------------|----------|-----------|----------------|------------|-------------|---------------|------|------|-------|-----------|
| Average RPI Win:  | 326      | WON-LOST  | WINNING        | LAST 10    | STRENGTH OF | OPP. STRENGTH | TEAM | ADJ. | CONF. | ADJ CONF. |
| Average RPI Loss: | 165      | RECORD    | PCT. RANK      | GAMES      | SCHEDULE    | OF SCHEDULE   | RPI  | RPI  | RPI   | RPI       |
| DIV. I ONLY       | 4- 17    | 308       | 3- 7           | 225        | 280         | 314           | 314  | 31   | 31    |           |
| DIV. I NON-CONF.  | 1- 12    | 335       | 0- 4           | 122        | 118         | 295           | 295  | 31   | 31    |           |
| -----             |          |           |                |            |             |               |      |      |       |           |
| TOTALS            | RPI 1-25 | RPI 26-50 | W-L RECORDS    | RPI 51-100 | RPI 101-999 | RPI 201+      |      |      |       |           |
| 4- 17             | 0- 1     | 0- 2      | OVERALL        | 0- 0       | 4- 14       | 4- 5          |      |      |       |           |
| 3- 6              | 0- 0     | 0- 1      | HOME           | 0- 0       | 3- 5        | 3- 3          |      |      |       |           |
| 1- 9              | 0- 0     | 0- 0      | AWAY           | 0- 0       | 1- 3        | 1- 1          |      |      |       |           |
| 0- 2              | 0- 0     | 0- 0      | NEUTRAL        | 0- 0       | 0- 2        | 0- 0          |      |      |       |           |
| 1- 12             | 0- 1     | 0- 2      | NON-CONFERENCE | 0- 0       | 1- 9        | 1- 1          |      |      |       |           |
| 1- 3              | 0- 0     | 0- 1      | HOME           | 0- 0       | 1- 2        | 1- 1          |      |      |       |           |
| 0- 7              | 0- 1     | 0- 1      | AWAY           | 0- 0       | 0- 5        | 0- 0          |      |      |       |           |
| 0- 2              | 0- 0     | 0- 0      | NEUTRAL        | 0- 0       | 0- 2        | 0- 0          |      |      |       |           |
| 3- 5              | 0- 0     | 0- 0      | CONFERENCE     | 0- 0       | 3- 5        | 3- 4          |      |      |       |           |
| 2- 3              | 0- 0     | 0- 0      | HOME           | 0- 0       | 2- 3        | 2- 2          |      |      |       |           |
| 1- 2              | 0- 0     | 0- 0      | AWAY           | 0- 0       | 1- 2        | 1- 2          |      |      |       |           |
| 0- 0              | 0- 0     | 0- 0      | NEUTRAL        | 0- 0       | 0- 0        | 0- 0          |      |      |       |           |

| RPI 1-25                  |   |                 |        | RPI 26-50 |   |                    |        | RPI 51-100 |   |          |       | RPI 101+ Team's RPI: 314 |   |                    |        |
|---------------------------|---|-----------------|--------|-----------|---|--------------------|--------|------------|---|----------|-------|--------------------------|---|--------------------|--------|
| RPI                       | S | Opponent        | Score  | RPI       | S | Opponent           | Score  | RPI        | S | Opponent | Score | RPI                      | S | Opponent           | Score  |
| 23                        | A | DePaul          | 71 110 | 32        | A | Michigan           | 36 105 |            |   |          |       | 119                      | A | Delaware           | 49 84  |
|                           |   |                 |        | 47        | H | Drexel             | 52 73  |            |   |          |       | 120                      | N | Ole Miss           | 58 110 |
|                           |   |                 |        |           |   |                    |        |            |   |          |       | 134                      | A | Kansas             | 49 81  |
|                           |   |                 |        |           |   |                    |        |            |   |          |       | 148                      | H | Bethune-Cookman    | 60 68  |
|                           |   |                 |        |           |   |                    |        |            |   |          |       | 158                      | H | Robert Morris      | 42 65  |
|                           |   |                 |        |           |   |                    |        |            |   |          |       | 169                      | N | Stetson            | 43 58  |
|                           |   |                 |        |           |   |                    |        |            |   |          |       | 172                      | A | Florida            | 51 85  |
|                           |   |                 |        |           |   |                    |        |            |   |          |       | 179                      | A | Fla. Atlantic      | 67 90  |
|                           |   |                 |        |           |   |                    |        |            |   |          |       | 183                      | A | Temple             | 72 96  |
|                           |   |                 |        |           |   |                    |        |            |   |          |       | 205                      | A | Hampton            | 62 66  |
|                           |   |                 |        |           |   |                    |        |            |   |          |       | 212                      | H | N. C. A&T          | 48 66  |
|                           |   |                 |        |           |   |                    |        |            |   |          |       | 228                      | H | La Salle           | 48 71  |
|                           |   |                 |        |           |   |                    |        |            |   |          |       | 285                      | A | Morgan St.         | 62 54  |
|                           |   |                 |        |           |   |                    |        |            |   |          |       | 333                      | H | N. C. Central      | 67 74  |
|                           |   |                 |        |           |   |                    |        |            |   |          |       | 334                      | H | South Carolina St. | 58 44  |
|                           |   |                 |        |           |   |                    |        |            |   |          |       | 336                      | H | Savannah St.       | 93 79  |
|                           |   |                 |        |           |   |                    |        |            |   |          |       | 337                      | A | Florida A&M        | 54 59  |
|                           |   |                 |        |           |   |                    |        |            |   |          |       | 349                      | H | Longwood           | 60 56  |
| -----                     |   |                 |        |           |   |                    |        |            |   |          |       |                          |   |                    |        |
| LAST 12 Division I GAMES: |   |                 |        |           |   |                    |        |            |   |          |       |                          |   |                    |        |
| 336                       | H | Savannah St.    | 93 79  | 334       | H | South Carolina St. | 58 44  |            |   |          |       |                          |   |                    |        |
| 285                       | A | Morgan St.      | 62 54  | 333       | H | N. C. Central      | 67 74  |            |   |          |       |                          |   |                    |        |
| 148                       | H | Bethune-Cookman | 60 68  | 169       | N | Stetson            | 43 58  |            |   |          |       |                          |   |                    |        |
| 337                       | A | Florida A&M     | 54 59  | 179       | A | Fla. Atlantic      | 67 90  |            |   |          |       |                          |   |                    |        |
| 205                       | A | Hampton         | 62 66  | 172       | A | Florida            | 51 85  |            |   |          |       |                          |   |                    |        |
| 212                       | H | N. C. A&T       | 48 66  | 32        | A | Michigan           | 36 105 |            |   |          |       |                          |   |                    |        |

Non-Div I Games:

Delaware St.

■ Loss, 
 ■ Non-Conf, 
 ■ S Site, 
 ■ Home 
 ■ Away 
 N Neutral



|                   |          |           |                |            |             |               |      |      |       |           |
|-------------------|----------|-----------|----------------|------------|-------------|---------------|------|------|-------|-----------|
| Average RPI Win:  | 286      | WON-LOST  | WINNING        | LAST 10    | STRENGTH OF | OPP. STRENGTH | TEAM | ADJ. | CONF. | ADJ CONF. |
| Average RPI Loss: | 91       | RECORD    | PCT. RANK      | GAMES      | SCHEDULE    | OF SCHEDULE   | RPI  | RPI  | RPI   | RPI       |
| DIV. I ONLY       | 11- 11   | 165       | 5- 5           | 233        | 190         | 192           | 192  | 14   | 14    |           |
| DIV. I NON-CONF.  | 8- 6     | 143       | 3- 1           | 304        | 217         | 216           | 216  | 16   | 16    |           |
| -----             |          |           |                |            |             |               |      |      |       |           |
| TOTALS            | RPI 1-25 | RPI 26-50 | W-L RECORDS    | RPI 51-100 | RPI 101-999 | RPI 201+      |      |      |       |           |
| 11- 11            | 0- 0     | 0- 2      | OVERALL        | 0- 4       | 11- 5       | 11- 0         |      |      |       |           |
| 3- 5              | 0- 0     | 0- 2      | HOME           | 0- 2       | 3- 1        | 3- 0          |      |      |       |           |
| 7- 4              | 0- 0     | 0- 0      | AWAY           | 0- 2       | 7- 2        | 7- 0          |      |      |       |           |
| 1- 2              | 0- 0     | 0- 0      | NEUTRAL        | 0- 0       | 1- 2        | 1- 0          |      |      |       |           |
| 8- 6              | 0- 0     | 0- 1      | NON-CONFERENCE | 0- 2       | 8- 3        | 8- 0          |      |      |       |           |
| 2- 3              | 0- 0     | 0- 1      | HOME           | 0- 1       | 2- 1        | 2- 0          |      |      |       |           |
| 5- 1              | 0- 0     | 0- 0      | AWAY           | 0- 1       | 5- 0        | 5- 0          |      |      |       |           |
| 1- 2              | 0- 0     | 0- 0      | NEUTRAL        | 0- 0       | 1- 2        | 1- 0          |      |      |       |           |
| 3- 5              | 0- 0     | 0- 1      | CONFERENCE     | 0- 2       | 3- 2        | 3- 0          |      |      |       |           |
| 1- 2              | 0- 0     | 0- 1      | HOME           | 0- 1       | 1- 0        | 1- 0          |      |      |       |           |
| 2- 3              | 0- 0     | 0- 0      | AWAY           | 0- 1       | 2- 2        | 2- 0          |      |      |       |           |
| 0- 0              | 0- 0     | 0- 0      | NEUTRAL        | 0- 0       | 0- 0        | 0- 0          |      |      |       |           |

| RPI 1-25                  |   |          |       | RPI 26-50 |   |                  |        | RPI 51-100 |   |              |       | RPI 101+ |   |                   |        | Team's RPI: 192 |  |
|---------------------------|---|----------|-------|-----------|---|------------------|--------|------------|---|--------------|-------|----------|---|-------------------|--------|-----------------|--|
| RPI                       | S | Opponent | Score | RPI       | S | Opponent         | Score  | RPI        | S | Opponent     | Score | RPI      | S | Opponent          | Score  |                 |  |
|                           |   |          |       | 39        | H | Northern Colo.   | 63 71  | 65         | H | Wyoming      | 51 61 | 103      | N | Miami (OH)        | 52 69  |                 |  |
|                           |   |          |       | 44        | H | South Dakota St. | 58 69  | 69         | A | South Dakota | 51 79 | 110      | N | Liberty           | 69 82  |                 |  |
|                           |   |          |       |           |   |                  |        | 69         | H | South Dakota | 60 82 | 116      | A | Western Ill.      | 93 118 |                 |  |
|                           |   |          |       |           |   |                  |        | 71         | A | American     | 53 66 | 121      | H | Colorado St.      | 56 61  |                 |  |
|                           |   |          |       |           |   |                  |        |            |   |              |       | 194      | A | Oral Roberts      | 60 90  |                 |  |
|                           |   |          |       |           |   |                  |        |            |   |              |       | 213      | N | Eastern Mich.     | 60 54  |                 |  |
|                           |   |          |       |           |   |                  |        |            |   |              |       | 235      | A | Omaha             | 85 74  |                 |  |
|                           |   |          |       |           |   |                  |        |            |   |              |       | 250      | A | UMKC              | 77 68  |                 |  |
|                           |   |          |       |           |   |                  |        |            |   |              |       | 266      | H | North Dakota St.  | 98 79  |                 |  |
|                           |   |          |       |           |   |                  |        |            |   |              |       | 289      | A | Utah St.          | 74 72  |                 |  |
|                           |   |          |       |           |   |                  |        |            |   |              |       | 298      | A | Cal St. Fullerton | 83 58  |                 |  |
|                           |   |          |       |           |   |                  |        |            |   |              |       | 301      | H | Utah Valley       | 72 53  |                 |  |
|                           |   |          |       |           |   |                  |        |            |   |              |       | 309      | A | Fort Wayne        | 73 55  |                 |  |
|                           |   |          |       |           |   |                  |        |            |   |              |       | 320      | A | Air Force         | 75 54  |                 |  |
|                           |   |          |       |           |   |                  |        |            |   |              |       | 328      | H | Northern Ariz.    | 80 73  |                 |  |
|                           |   |          |       |           |   |                  |        |            |   |              |       | 332      | A | UMBC              | 70 48  |                 |  |
| LAST 12 Division I GAMES: |   |          |       |           |   |                  |        |            |   |              |       |          |   |                   |        |                 |  |
|                           |   |          |       | 69        | H | South Dakota     | 60 82  | 309        | A | Fort Wayne   | 73 55 |          |   |                   |        |                 |  |
|                           |   |          |       | 116       | A | Western Ill.     | 93 118 | 301        | H | Utah Valley  | 72 53 |          |   |                   |        |                 |  |
|                           |   |          |       | 194       | A | Oral Roberts     | 60 90  | 69         | A | South Dakota | 51 79 |          |   |                   |        |                 |  |
|                           |   |          |       | 235       | A | Omaha            | 85 74  | 250        | A | UMKC         | 77 68 |          |   |                   |        |                 |  |
|                           |   |          |       | 266       | H | North Dakota St. | 98 79  | 110        | N | Liberty      | 69 82 |          |   |                   |        |                 |  |
|                           |   |          |       | 44        | H | South Dakota St. | 58 69  | 289        | A | Utah St.     | 74 72 |          |   |                   |        |                 |  |

Non-Div I Games: Chadron St. 99 55

Denver



|                   |          |           |                |            |             |               |      |      |       |           |
|-------------------|----------|-----------|----------------|------------|-------------|---------------|------|------|-------|-----------|
| Average RPI Win:  | 319      | WON-LOST  | WINNING        | LAST 10    | STRENGTH OF | OPP. STRENGTH | TEAM | ADJ. | CONF. | ADJ CONF. |
| Average RPI Loss: | 133      | RECORD    | PCT. RANK      | GAMES      | SCHEDULE    | OF SCHEDULE   | RPI  | RPI  | RPI   | RPI       |
| DIV. I ONLY       | 1- 20    | 345       | 1- 9           | 110        | 122         | 293           | 293  | 11   | 11    |           |
| DIV. I NON-CONF.  | 0- 11    | 337       | 0- 2           | 160        | 55          | 325           | 325  | 13   | 13    |           |
| -----             |          |           |                |            |             |               |      |      |       |           |
| TOTALS            | RPI 1-25 | RPI 26-50 | W-L RECORDS    | RPI 51-100 | RPI 101-999 | RPI 201+      |      |      |       |           |
| 1- 20             | 0- 1     | 0- 1      | OVERALL        | 0- 4       | 1- 14       | 1- 5          |      |      |       |           |
| 0- 10             | 0- 1     | 0- 1      | HOME           | 0- 3       | 0- 5        | 0- 2          |      |      |       |           |
| 1- 8              | 0- 0     | 0- 0      | AWAY           | 0- 1       | 1- 7        | 1- 2          |      |      |       |           |
| 0- 2              | 0- 0     | 0- 0      | NEUTRAL        | 0- 0       | 0- 2        | 0- 1          |      |      |       |           |
| 0- 11             | 0- 0     | 0- 1      | NON-CONFERENCE | 0- 2       | 0- 8        | 0- 2          |      |      |       |           |
| 0- 5              | 0- 0     | 0- 1      | HOME           | 0- 2       | 0- 2        | 0- 1          |      |      |       |           |
| 0- 4              | 0- 0     | 0- 0      | AWAY           | 0- 0       | 0- 4        | 0- 0          |      |      |       |           |
| 0- 2              | 0- 0     | 0- 0      | NEUTRAL        | 0- 0       | 0- 2        | 0- 1          |      |      |       |           |
| 1- 9              | 0- 1     | 0- 0      | CONFERENCE     | 0- 2       | 1- 6        | 1- 3          |      |      |       |           |
| 0- 5              | 0- 1     | 0- 0      | HOME           | 0- 1       | 0- 3        | 0- 1          |      |      |       |           |
| 1- 4              | 0- 0     | 0- 0      | AWAY           | 0- 1       | 1- 3        | 1- 2          |      |      |       |           |
| 0- 0              | 0- 0     | 0- 0      | NEUTRAL        | 0- 0       | 0- 0        | 0- 0          |      |      |       |           |

| RPI                       | S | Opponent      | Score | RPI | S | Opponent       | Score | RPI | S | Opponent     | Score | RPI | S | Opponent       | Score | Team's RPI: 293 |
|---------------------------|---|---------------|-------|-----|---|----------------|-------|-----|---|--------------|-------|-----|---|----------------|-------|-----------------|
| 16                        | H | Green Bay     | 27 85 | 32  | H | Michigan       | 50 86 | 54  | H | Michigan St. | 60 97 | 101 | H | Wright St.     | 60 88 |                 |
|                           |   |               |       |     |   |                |       | 58  | H | Toledo       | 64 81 | 103 | A | Miami (OH)     | 64 91 |                 |
|                           |   |               |       |     |   |                |       | 63  | A | IUPUI        | 62 90 | 111 | A | Western Mich.  | 62 74 |                 |
|                           |   |               |       |     |   |                |       | 96  | H | Milwaukee    | 61 70 | 125 | A | Kent St.       | 74 82 |                 |
|                           |   |               |       |     |   |                |       |     |   |              |       | 132 | A | Cleveland St.  | 50 75 |                 |
|                           |   |               |       |     |   |                |       |     |   |              |       | 132 | H | Cleveland St.  | 76 90 |                 |
|                           |   |               |       |     |   |                |       |     |   |              |       | 135 | N | Clemson        | 44 72 |                 |
|                           |   |               |       |     |   |                |       |     |   |              |       | 156 | H | Bowling Green  | 81 85 |                 |
|                           |   |               |       |     |   |                |       |     |   |              |       | 195 | A | Illinois       | 65 73 |                 |
|                           |   |               |       |     |   |                |       |     |   |              |       | 206 | A | Oakland        | 50 83 |                 |
|                           |   |               |       |     |   |                |       |     |   |              |       | 213 | H | Eastern Mich.  | 76 78 |                 |
|                           |   |               |       |     |   |                |       |     |   |              |       | 229 | A | Youngstown St. | 59 76 |                 |
|                           |   |               |       |     |   |                |       |     |   |              |       | 238 | N | North Texas    | 57 63 |                 |
|                           |   |               |       |     |   |                |       |     |   |              |       | 257 | H | Northern Ky.   | 67 78 |                 |
|                           |   |               |       |     |   |                |       |     |   |              |       | 319 | A | Ill.-Chicago   | 61 58 |                 |
| LAST 12 Division I GAMES: |   |               |       |     |   |                |       |     |   |              |       |     |   |                |       |                 |
| 132                       | H | Cleveland St. | 76 90 | 101 | H | Wright St.     | 60 88 |     |   |              |       |     |   |                |       |                 |
| 206                       | A | Oakland       | 50 83 | 257 | H | Northern Ky.   | 67 78 |     |   |              |       |     |   |                |       |                 |
| 96                        | H | Milwaukee     | 61 70 | 132 | A | Cleveland St.  | 50 75 |     |   |              |       |     |   |                |       |                 |
| 16                        | H | Green Bay     | 27 85 | 229 | A | Youngstown St. | 59 76 |     |   |              |       |     |   |                |       |                 |
| 319                       | A | Ill.-Chicago  | 61 58 | 58  | H | Toledo         | 64 81 |     |   |              |       |     |   |                |       |                 |
| 63                        | A | IUPUI         | 62 90 | 213 | H | Eastern Mich.  | 76 78 |     |   |              |       |     |   |                |       |                 |

Non-Div I Games:

Detroit Mercy



|                   |          |           |                |            |             |               |      |      |       |           |
|-------------------|----------|-----------|----------------|------------|-------------|---------------|------|------|-------|-----------|
| Average RPI Win:  | 214      | WON-LOST  | WINNING        | LAST 10    | STRENGTH OF | OPP. STRENGTH | TEAM | ADJ. | CONF. | ADJ CONF. |
| Average RPI Loss: | 50       | RECORD    | PCT. RANK      | GAMES      | SCHEDULE    | OF SCHEDULE   | RPI  | RPI  | RPI   | RPI       |
| DIV. I ONLY       | 13- 7    | 89        | 9- 1           | 115        | 135         | 95            | 95   | 24   | 24    |           |
| DIV. I NON-CONF.  | 4- 7     | 226       | 0- 3           | 13         | 27          | 131           | 131  | 22   | 22    |           |
| -----             |          |           |                |            |             |               |      |      |       |           |
| TOTALS            | RPI 1-25 | RPI 26-50 | W-L RECORDS    | RPI 51-100 | RPI 101-999 | RPI 201+      |      |      |       |           |
| 13- 7             | 0- 1     | 0- 3      | OVERALL        | 1- 2       | 12- 1       | 7- 0          |      |      |       |           |
| 8- 3              | 0- 0     | 0- 2      | HOME           | 1- 1       | 7- 0        | 4- 0          |      |      |       |           |
| 4- 3              | 0- 1     | 0- 1      | AWAY           | 0- 1       | 4- 0        | 2- 0          |      |      |       |           |
| 1- 1              | 0- 0     | 0- 0      | NEUTRAL        | 0- 0       | 1- 1        | 1- 0          |      |      |       |           |
| 4- 7              | 0- 1     | 0- 3      | NON-CONFERENCE | 1- 2       | 3- 1        | 1- 0          |      |      |       |           |
| 3- 3              | 0- 0     | 0- 2      | HOME           | 1- 1       | 2- 0        | 0- 0          |      |      |       |           |
| 0- 3              | 0- 1     | 0- 1      | AWAY           | 0- 1       | 0- 0        | 0- 0          |      |      |       |           |
| 1- 1              | 0- 0     | 0- 0      | NEUTRAL        | 0- 0       | 1- 1        | 1- 0          |      |      |       |           |
| 9- 0              | 0- 0     | 0- 0      | CONFERENCE     | 0- 0       | 9- 0        | 6- 0          |      |      |       |           |
| 5- 0              | 0- 0     | 0- 0      | HOME           | 0- 0       | 5- 0        | 4- 0          |      |      |       |           |
| 4- 0              | 0- 0     | 0- 0      | AWAY           | 0- 0       | 4- 0        | 2- 0          |      |      |       |           |
| 0- 0              | 0- 0     | 0- 0      | NEUTRAL        | 0- 0       | 0- 0        | 0- 0          |      |      |       |           |

| RPI 1-25                  |   |          |        | RPI 26-50 |   |                  |         | RPI 51-100 |   |           |       | Team's RPI: 95 |   |                  |        | RPI 101+ |   |          |       |
|---------------------------|---|----------|--------|-----------|---|------------------|---------|------------|---|-----------|-------|----------------|---|------------------|--------|----------|---|----------|-------|
| RPI                       | S | Opponent | Score  | RPI       | S | Opponent         | Score   | RPI        | S | Opponent  | Score | RPI            | S | Opponent         | Score  | RPI      | S | Opponent | Score |
| 5                         | A | Oregon   | 77 110 | 26        | A | Iowa             | 66 79   | 56         | H | Nebraska  | 84 89 | 107            | N | George Mason     | 75 87  |          |   |          |       |
|                           |   |          |        | 44        | H | South Dakota St. | 78 85   | 65         | A | Wyoming   | 61 75 | 110            | H | Liberty          | 96 68  |          |   |          |       |
|                           |   |          |        | 45        | H | Creighton        | 100 108 | 96         | H | Milwaukee | 77 73 | 128            | A | Missouri St.     | 80 68  |          |   |          |       |
|                           |   |          |        |           |   |                  |         |            |   |           |       | 129            | H | Iowa St.         | 83 80  |          |   |          |       |
|                           |   |          |        |           |   |                  |         |            |   |           |       | 136            | A | Southern Ill.    | 75 64  |          |   |          |       |
|                           |   |          |        |           |   |                  |         |            |   |           |       | 139            | H | UNI              | 81 64  |          |   |          |       |
|                           |   |          |        |           |   |                  |         |            |   |           |       | 239            | A | Bradley          | 84 75  |          |   |          |       |
|                           |   |          |        |           |   |                  |         |            |   |           |       | 253            | H | Indiana St.      | 85 64  |          |   |          |       |
|                           |   |          |        |           |   |                  |         |            |   |           |       | 267            | A | Illinois St.     | 65 58  |          |   |          |       |
|                           |   |          |        |           |   |                  |         |            |   |           |       | 288            | H | Valparaiso       | 86 50  |          |   |          |       |
|                           |   |          |        |           |   |                  |         |            |   |           |       | 310            | H | Loyola Chicago   | 72 46  |          |   |          |       |
|                           |   |          |        |           |   |                  |         |            |   |           |       | 339            | N | Mississippi Val. | 96 60  |          |   |          |       |
|                           |   |          |        |           |   |                  |         |            |   |           |       | 347            | H | Evansville       | 107 66 |          |   |          |       |
| LAST 12 Division I GAMES: |   |          |        |           |   |                  |         |            |   |           |       |                |   |                  |        |          |   |          |       |
|                           |   |          |        | 239       | A | Bradley          | 84 75   |            |   |           |       | 128            | A | Missouri St.     | 80 68  |          |   |          |       |
|                           |   |          |        | 267       | A | Illinois St.     | 65 58   |            |   |           |       | 310            | H | Loyola Chicago   | 72 46  |          |   |          |       |
|                           |   |          |        | 139       | H | UNI              | 81 64   |            |   |           |       | 288            | H | Valparaiso       | 86 50  |          |   |          |       |
|                           |   |          |        | 347       | H | Evansville       | 107 66  |            |   |           |       | 26             | A | Iowa             | 66 79  |          |   |          |       |
|                           |   |          |        | 253       | H | Indiana St.      | 85 64   |            |   |           |       | 44             | H | South Dakota St. | 78 85  |          |   |          |       |
|                           |   |          |        | 136       | A | Southern Ill.    | 75 64   |            |   |           |       | 56             | H | Nebraska         | 84 89  |          |   |          |       |



Average RPI Win: 188

Average RPI Loss: 62

WON-LOST  
RECORDWINNING  
PCT. RANKLAST 10  
GAMESSTRENGTH OF  
SCHEDULEOPP. STRENGTH  
OF SCHEDULETEAM  
RPIADJ.  
RPICONF.  
RPIADJ CONF.  
RPIDIV. I ONLY  
DIV. I NON-CONF.16- 5  
8- 445  
879- 1  
2- 1103  
170125  
9947  
8247  
8210  
1210  
12

TOTALS

RPI 1-25

RPI 26-50

W-L RECORDS

RPI 51-100

RPI 101-999

RPI 201+

16- 5

0- 0

0- 2

OVERALL

2- 3

14- 0

8- 0

9- 0

0- 0

0- 0

HOME

1- 0

8- 0

5- 0

6- 3

0- 0

0- 1

AWAY

0- 2

6- 0

3- 0

1- 2

0- 0

0- 1

NEUTRAL

1- 1

0- 0

0- 0

8- 4

0- 0

0- 2

NON-CONFERENCE

1- 2

7- 0

5- 0

4- 0

0- 0

0- 0

HOME

0- 0

4- 0

3- 0

3- 2

0- 0

0- 1

AWAY

0- 1

3- 0

2- 0

1- 2

0- 0

0- 1

NEUTRAL

1- 1

0- 0

0- 0

8- 1

0- 0

0- 0

CONFERENCE

1- 1

7- 0

3- 0

5- 0

0- 0

0- 0

HOME

1- 0

4- 0

2- 0

3- 1

0- 0

0- 0

AWAY

0- 1

3- 0

1- 0

0- 0

0- 0

0- 0

NEUTRAL

0- 0

0- 0

0- 0

RPI 1-25

RPI 26-50

Team's RPI: 47

RPI 51-100

RPI 101+

RPI S Opponent Score

RPI S Opponent Score

RPI S Opponent Score

RPI S Opponent Score

35 A Syracuse 62 72  
40 N West Virginia 42 7564 N Virginia Tech 67 79  
73 H Elon 58 56  
80 A Penn St. 70 84  
88 N Butler 76 62  
90 A James Madison 48 56119 H Delaware 74 53  
137 A William & Mary 65 58  
141 H Bucknell 63 54  
155 A Northeastern 69 58  
155 H Northeastern 58 50  
176 A Saint Joseph's 65 58  
204 A Hofstra 58 47  
204 H Hofstra 47 38  
227 A Niagara 66 65  
228 H La Salle 79 54  
237 H Lafayette 52 37  
276 H Cornell 61 39  
278 H UNCW 68 42  
314 A Delaware St. 73 52

LAST 12 Division I GAMES:

155 H Northeastern 58 50  
73 H Elon 58 56  
204 A Hofstra 58 47  
155 A Northeastern 69 58  
278 H UNCW 68 42  
90 A James Madison 48 56137 A William & Mary 65 58  
204 H Hofstra 47 38  
119 H Delaware 74 53  
276 H Cornell 61 39  
176 A Saint Joseph's 65 58  
35 A Syracuse 62 72D  
r  
e  
x  
e  
lD  
r  
e  
x  
e  
l

Non-Div I Games:

Drexel



|                   |          |           |                |            |             |               |      |      |       |           |
|-------------------|----------|-----------|----------------|------------|-------------|---------------|------|------|-------|-----------|
| Average RPI Win:  | 137      | WON-LOST  | WINNING        | LAST 10    | STRENGTH OF | OPP. STRENGTH | TEAM | ADJ. | CONF. | ADJ CONF. |
| Average RPI Loss: | 38       | RECORD    | PCT. RANK      | GAMES      | SCHEDULE    | OF SCHEDULE   | RPI  | RPI  | RPI   | RPI       |
| DIV. I ONLY       | 18- 5    | 34        | 7- 3           | 35         | 34          | 14            | 14   | 1    | 1     |           |
| DIV. I NON-CONF.  | 11- 2    | 22        | 2- 0           | 79         | 84          | 21            | 21   | 1    | 1     |           |
| -----             |          |           |                |            |             |               |      |      |       |           |
| TOTALS            | RPI 1-25 | RPI 26-50 | W-L RECORDS    | RPI 51-100 | RPI 101-999 | RPI 201+      |      |      |       |           |
| 18- 5             | 2- 3     | 2- 0      | OVERALL        | 4- 2       | 10- 0       | 5- 0          |      |      |       |           |
| 13- 0             | 2- 0     | 2- 0      | HOME           | 3- 0       | 6- 0        | 3- 0          |      |      |       |           |
| 5- 5              | 0- 3     | 0- 0      | AWAY           | 1- 2       | 4- 0        | 2- 0          |      |      |       |           |
| 0- 0              | 0- 0     | 0- 0      | NEUTRAL        | 0- 0       | 0- 0        | 0- 0          |      |      |       |           |
| 11- 2             | 1- 2     | 1- 0      | NON-CONFERENCE | 2- 0       | 7- 0        | 5- 0          |      |      |       |           |
| 9- 0              | 1- 0     | 1- 0      | HOME           | 2- 0       | 5- 0        | 3- 0          |      |      |       |           |
| 2- 2              | 0- 2     | 0- 0      | AWAY           | 0- 0       | 2- 0        | 2- 0          |      |      |       |           |
| 0- 0              | 0- 0     | 0- 0      | NEUTRAL        | 0- 0       | 0- 0        | 0- 0          |      |      |       |           |
| 7- 3              | 1- 1     | 1- 0      | CONFERENCE     | 2- 2       | 3- 0        | 0- 0          |      |      |       |           |
| 4- 0              | 1- 0     | 1- 0      | HOME           | 1- 0       | 1- 0        | 0- 0          |      |      |       |           |
| 3- 3              | 0- 1     | 0- 0      | AWAY           | 1- 2       | 2- 0        | 0- 0          |      |      |       |           |
| 0- 0              | 0- 0     | 0- 0      | NEUTRAL        | 0- 0       | 0- 0        | 0- 0          |      |      |       |           |

D  
u  
k  
eD  
u  
k  
e

| RPI                       | S | Opponent       | Score | RPI | S | Opponent      | Score | RPI | S | Opponent       | Score | RPI | S | Opponent       | Score  |
|---------------------------|---|----------------|-------|-----|---|---------------|-------|-----|---|----------------|-------|-----|---|----------------|--------|
| 4                         | A | Louisville     | 60 66 | 31  | H | Virginia      | 55 48 | 61  | A | Miami (FL)     | 48 51 | 102 | A | Wake Forest    | 80 67  |
| 6                         | H | Ohio St.       | 69 60 | 38  | H | Oregon St.    | 72 65 | 64  | A | Virginia Tech  | 86 75 | 110 | H | Liberty        | 68 51  |
| 13                        | H | NC State       | 69 56 |     |   |               |       | 65  | H | Wyoming        | 63 40 | 131 | H | High Point     | 77 50  |
| 19                        | A | South Carolina | 52 72 |     |   |               |       | 74  | H | Georgia Tech   | 77 59 | 140 | A | Pittsburgh     | 58 46  |
| 22                        | A | Villanova      | 55 64 |     |   |               |       | 82  | A | North Carolina | 86 92 | 198 | H | Boston College | 75 50  |
|                           |   |                |       |     |   |               |       | 86  | H | Maine          | 69 39 | 225 | H | UNCG           | 85 54  |
|                           |   |                |       |     |   |               |       |     |   |                |       | 256 | H | Presbyterian   | 79 45  |
|                           |   |                |       |     |   |               |       |     |   |                |       | 275 | A | Grand Canyon   | 74 61  |
|                           |   |                |       |     |   |               |       |     |   |                |       | 318 | A | Old Dominion   | 84 51  |
|                           |   |                |       |     |   |               |       |     |   |                |       | 342 | H | Winthrop       | 101 30 |
| -----                     |   |                |       |     |   |               |       |     |   |                |       |     |   |                |        |
| LAST 12 Division I GAMES: |   |                |       |     |   |               |       |     |   |                |       |     |   |                |        |
| 74                        | H | Georgia Tech   | 77 59 | 102 | A | Wake Forest   | 80 67 | 13  | H | NC State       | 69 56 | 4   | A | Louisville     | 60 66  |
| 140                       | A | Pittsburgh     | 58 46 | 61  | A | Miami (FL)    | 48 51 | 110 | H | Liberty        | 68 51 | 61  | A | South Carolina | 52 72  |
| 198                       | H | Boston College | 75 50 | 64  | A | Virginia Tech | 86 75 | 65  | H | Wyoming        | 63 40 | 64  | A | Virginia Tech  | 86 75  |
| 82                        | A | North Carolina | 86 92 | 31  | H | Virginia      | 55 48 |     |   |                |       |     |   |                |        |

Non-Div I Games:

Duke



D  
u  
q  
u  
e  
s  
n  
e

| Duquesne         |       |          |          | Through Games Of Feb. 1, 2018 |         |                |               |            |      |             |           |
|------------------|-------|----------|----------|-------------------------------|---------|----------------|---------------|------------|------|-------------|-----------|
| Average RPI      | Win:  | 191      | WON-LOST | WINNING                       | LAST 10 | STRENGTH OF    | OPP. STRENGTH | TEAM       | ADJ. | CONF.       | ADJ CONF. |
| Average RPI      | Loss: | 90       | RECORD   | PCT. RANK                     | GAMES   | SCHEDULE       | OF SCHEDULE   | RPI        | RPI  | RPI         | RPI       |
| DIV. I ONLY      |       |          | 18- 4    | 18                            | 8- 2    | 185            | 102           | 53         | 53   | 13          | 13        |
| DIV. I NON-CONF. |       |          | 10- 3    | 51                            | 2- 1    | 196            | 44            | 56         | 56   | 10          | 10        |
| -----            |       |          |          |                               |         |                |               |            |      |             |           |
| TOTALS           |       | RPI 1-25 |          | RPI 26-50                     |         | W-L RECORDS    |               | RPI 51-100 |      | RPI 101-999 | RPI 201+  |
| 18- 4            |       | 0- 1     |          | 2- 1                          |         | OVERALL        |               | 1- 0       |      | 15- 2       | 9- 0      |
| 10- 0            |       | 0- 0     |          | 1- 0                          |         | HOME           |               | 1- 0       |      | 8- 0        | 6- 0      |
| 7- 3             |       | 0- 0     |          | 1- 1                          |         | AWAY           |               | 0- 0       |      | 6- 2        | 2- 0      |
| 1- 1             |       | 0- 1     |          | 0- 0                          |         | NEUTRAL        |               | 0- 0       |      | 1- 0        | 1- 0      |
| 10- 3            |       | 0- 1     |          | 2- 0                          |         | NON-CONFERENCE |               | 1- 0       |      | 7- 2        | 5- 0      |
| 6- 0             |       | 0- 0     |          | 1- 0                          |         | HOME           |               | 1- 0       |      | 4- 0        | 3- 0      |
| 3- 2             |       | 0- 0     |          | 1- 0                          |         | AWAY           |               | 0- 0       |      | 2- 2        | 1- 0      |
| 1- 1             |       | 0- 1     |          | 0- 0                          |         | NEUTRAL        |               | 0- 0       |      | 1- 0        | 1- 0      |
| 8- 1             |       | 0- 0     |          | 0- 1                          |         | CONFERENCE     |               | 0- 0       |      | 8- 0        | 4- 0      |
| 4- 0             |       | 0- 0     |          | 0- 0                          |         | HOME           |               | 0- 0       |      | 4- 0        | 3- 0      |
| 4- 1             |       | 0- 0     |          | 0- 1                          |         | AWAY           |               | 0- 0       |      | 4- 0        | 1- 0      |
| 0- 0             |       | 0- 0     |          | 0- 0                          |         | NEUTRAL        |               | 0- 0       |      | 0- 0        | 0- 0      |

| RPI 1-25                  |   |          |        | RPI 26-50 |   |                   |       | RPI 51-100 |   |               |        | Team's RPI: 53 |   |                    |       | RPI 101+ |   |          |       |
|---------------------------|---|----------|--------|-----------|---|-------------------|-------|------------|---|---------------|--------|----------------|---|--------------------|-------|----------|---|----------|-------|
| RPI                       | S | Opponent | Score  | RPI       | S | Opponent          | Score | RPI        | S | Opponent      | Score  | RPI            | S | Opponent           | Score | RPI      | S | Opponent | Score |
| 1                         | N | UConn    | 52 104 | 30        | H | Central Mich.     | 64 61 | 58         | H | Toledo        | 73 54  | 107            | H | George Mason       | 71 64 |          |   |          |       |
|                           |   |          |        | 31        | A | Virginia          | 74 63 |            |   |               |        | 114            | A | George Washington  | 54 53 |          |   |          |       |
|                           |   |          |        | 41        | A | Dayton            | 70 79 |            |   |               |        | 140            | A | Pittsburgh         | 66 53 |          |   |          |       |
|                           |   |          |        |           |   |                   |       |            |   |               |        | 143            | A | ETSU               | 77 81 |          |   |          |       |
|                           |   |          |        |           |   |                   |       |            |   |               |        | 145            | H | Saint Francis (PA) | 87 68 |          |   |          |       |
|                           |   |          |        |           |   |                   |       |            |   |               |        | 151            | A | Davison            | 79 54 |          |   |          |       |
|                           |   |          |        |           |   |                   |       |            |   |               |        | 174            | A | Charlotte          | 72 75 |          |   |          |       |
|                           |   |          |        |           |   |                   |       |            |   |               |        | 176            | A | Saint Joseph's     | 61 42 |          |   |          |       |
|                           |   |          |        |           |   |                   |       |            |   |               |        | 212            | N | N. C. A&T          | 73 60 |          |   |          |       |
|                           |   |          |        |           |   |                   |       |            |   |               |        | 214            | H | Akron              | 66 60 |          |   |          |       |
|                           |   |          |        |           |   |                   |       |            |   |               |        | 228            | H | La Salle           | 78 50 |          |   |          |       |
|                           |   |          |        |           |   |                   |       |            |   |               |        | 234            | H | St. Bonaventure    | 73 59 |          |   |          |       |
|                           |   |          |        |           |   |                   |       |            |   |               |        | 294            | H | Massachusetts      | 60 57 |          |   |          |       |
|                           |   |          |        |           |   |                   |       |            |   |               |        | 307            | A | VCU                | 70 51 |          |   |          |       |
|                           |   |          |        |           |   |                   |       |            |   |               |        | 311            | H | Central Conn. St.  | 83 58 |          |   |          |       |
|                           |   |          |        |           |   |                   |       |            |   |               |        | 338            | H | Iona               | 80 59 |          |   |          |       |
|                           |   |          |        |           |   |                   |       |            |   |               |        | 342            | A | Winthrop           | 81 54 |          |   |          |       |
| LAST 12 Division I GAMES: |   |          |        |           |   |                   |       |            |   |               |        |                |   |                    |       |          |   |          |       |
|                           |   |          |        | 41        | A | Dayton            | 70 79 | 307        | A | VCU           | 70 51  |                |   |                    |       |          |   |          |       |
|                           |   |          |        | 234       | H | St. Bonaventure   | 73 59 | 151        | A | Davison       | 79 54  |                |   |                    |       |          |   |          |       |
|                           |   |          |        | 176       | A | Saint Joseph's    | 61 42 | 294        | H | Massachusetts | 60 57  |                |   |                    |       |          |   |          |       |
|                           |   |          |        | 107       | H | George Mason      | 71 64 | 1          | N | UConn         | 52 104 |                |   |                    |       |          |   |          |       |
|                           |   |          |        | 228       | H | La Salle          | 78 50 | 30         | H | Central Mich. | 64 61  |                |   |                    |       |          |   |          |       |
|                           |   |          |        | 114       | A | George Washington | 54 53 | 214        | H | Akron         | 66 60  |                |   |                    |       |          |   |          |       |

Non-Div I Games:

Duquesne

D  
u  
q  
u  
e  
s  
n  
e



|                   |          |           |                |            |             |               |      |      |       |           |
|-------------------|----------|-----------|----------------|------------|-------------|---------------|------|------|-------|-----------|
| Average RPI Win:  | 229      | WON-LOST  | WINNING        | LAST 10    | STRENGTH OF | OPP. STRENGTH | TEAM | ADJ. | CONF. | ADJ CONF. |
| Average RPI Loss: | 86       | RECORD    | PCT. RANK      | GAMES      | SCHEDULE    | OF SCHEDULE   | RPI  | RPI  | RPI   | RPI       |
| DIV. I ONLY       | 12- 10   | 144       | 6- 3           | 176        | 92          | 143           | 143  | 17   | 17    |           |
| DIV. I NON-CONF.  | 6- 8     | 209       | 0- 3           | 174        | 25          | 167           | 167  | 17   | 17    |           |
| -----             |          |           |                |            |             |               |      |      |       |           |
| TOTALS            | RPI 1-25 | RPI 26-50 | W-L RECORDS    | RPI 51-100 | RPI 101-999 | RPI 201+      |      |      |       |           |
| 12- 10            | 0- 3     | 0- 1      | OVERALL        | 2- 3       | 10- 3       | 7- 2          |      |      |       |           |
| 7- 3              | 0- 0     | 0- 0      | HOME           | 2- 2       | 5- 1        | 3- 1          |      |      |       |           |
| 5- 4              | 0- 2     | 0- 1      | AWAY           | 0- 0       | 5- 1        | 4- 1          |      |      |       |           |
| 0- 3              | 0- 1     | 0- 0      | NEUTRAL        | 0- 1       | 0- 1        | 0- 0          |      |      |       |           |
| 6- 8              | 0- 3     | 0- 1      | NON-CONFERENCE | 1- 2       | 5- 2        | 4- 1          |      |      |       |           |
| 3- 2              | 0- 0     | 0- 0      | HOME           | 1- 1       | 2- 1        | 1- 1          |      |      |       |           |
| 3- 3              | 0- 2     | 0- 1      | AWAY           | 0- 0       | 3- 0        | 3- 0          |      |      |       |           |
| 0- 3              | 0- 1     | 0- 0      | NEUTRAL        | 0- 1       | 0- 1        | 0- 0          |      |      |       |           |
| 6- 2              | 0- 0     | 0- 0      | CONFERENCE     | 1- 1       | 5- 1        | 3- 1          |      |      |       |           |
| 4- 1              | 0- 0     | 0- 0      | HOME           | 1- 1       | 3- 0        | 2- 0          |      |      |       |           |
| 2- 1              | 0- 0     | 0- 0      | AWAY           | 0- 0       | 2- 1        | 1- 1          |      |      |       |           |
| 0- 0              | 0- 0     | 0- 0      | NEUTRAL        | 0- 0       | 0- 0        | 0- 0          |      |      |       |           |

| RPI 1-25                  |   |             |       | RPI 26-50 |   |              |       | RPI 51-100 |   |                |       | RPI 101+ Team's RPI: 143 |   |                 |       |
|---------------------------|---|-------------|-------|-----------|---|--------------|-------|------------|---|----------------|-------|--------------------------|---|-----------------|-------|
| RPI                       | S | Opponent    | Score | RPI       | S | Opponent     | Score | RPI        | S | Opponent       | Score | RPI                      | S | Opponent        | Score |
| 2                         | N | Notre Dame  | 46 77 | 49        | A | Houston      | 69 88 | 53         | H | Duquesne       | 81 77 | 111                      | N | Western Mi ch.  | 79 87 |
| 9                         | A | Tennessee   | 49 87 |           |   |              |       | 54         | H | Michigan St.   | 74 83 | 167                      | H | Cincinnati      | 87 77 |
| 13                        | A | NC State    | 58 70 |           |   |              |       | 62         | H | Mercer         | 65 85 | 175                      | A | Furman          | 69 57 |
|                           |   |             |       |           |   |              |       | 78         | N | Washington St. | 76 80 | 184                      | H | Samford         | 76 48 |
|                           |   |             |       |           |   |              |       | 94         | H | Chattanooga    | 65 58 | 225                      | A | UNCG            | 61 65 |
|                           |   |             |       |           |   |              |       |            |   |                |       | 225                      | H | UNCG            | 60 52 |
|                           |   |             |       |           |   |              |       |            |   |                |       | 257                      | H | Northern Ky.    | 45 57 |
|                           |   |             |       |           |   |              |       |            |   |                |       | 271                      | A | Appalachian St. | 70 57 |
|                           |   |             |       |           |   |              |       |            |   |                |       | 283                      | A | Wofford         | 61 58 |
|                           |   |             |       |           |   |              |       |            |   |                |       | 299                      | A | Murray St.      | 96 68 |
|                           |   |             |       |           |   |              |       |            |   |                |       | 323                      | H | Western Caro.   | 66 50 |
|                           |   |             |       |           |   |              |       |            |   |                |       | 330                      | H | Tennessee Tech  | 74 55 |
|                           |   |             |       |           |   |              |       |            |   |                |       | 342                      | A | Winthrop        | 74 63 |
| LAST 12 Division I GAMES: |   |             |       |           |   |              |       |            |   |                |       |                          |   |                 |       |
| 225                       | A | UNCG        | 61 65 | 225       | H | UNCG         | 60 52 | 323        | H | Western Caro.  | 66 50 |                          |   |                 |       |
| 184                       | H | Samford     | 76 48 | 257       | H | Northern Ky. | 45 57 | 54         | H | Michigan St.   | 74 83 |                          |   |                 |       |
| 62                        | H | Mercer      | 65 85 | 13        | A | NC State     | 58 70 | 49         | A | Houston        | 69 88 |                          |   |                 |       |
| 283                       | A | Wofford     | 61 58 |           |   |              |       |            |   |                |       |                          |   |                 |       |
| 175                       | A | Furman      | 69 57 |           |   |              |       |            |   |                |       |                          |   |                 |       |
| 94                        | H | Chattanooga | 65 58 |           |   |              |       |            |   |                |       |                          |   |                 |       |

Non-Div I Games: North Greenville 90 67

ETSU



|                   |          |           |                |            |             |               |      |      |       |           |
|-------------------|----------|-----------|----------------|------------|-------------|---------------|------|------|-------|-----------|
| Average RPI Win:  | 228      | WON-LOST  | WINNING        | LAST 10    | STRENGTH OF | OPP. STRENGTH | TEAM | ADJ. | CONF. | ADJ CONF. |
| Average RPI Loss: | 157      | RECORD    | PCT. RANK      | GAMES      | SCHEDULE    | OF SCHEDULE   | RPI  | RPI  | RPI   | RPI       |
| DIV. I ONLY       | 12- 10   | 144       | 5- 5           | 256        | 164         | 222           | 222  | 8    | 8     |           |
| DIV. I NON-CONF.  | 8- 5     | 111       | 2- 1           | 327        | 334         | 259           | 259  | 7    | 7     |           |
| -----             |          |           |                |            |             |               |      |      |       |           |
| TOTALS            | RPI 1-25 | RPI 26-50 | W-L RECORDS    | RPI 51-100 | RPI 101-999 | RPI 201+      |      |      |       |           |
| 12- 10            | 0- 1     | 1- 0      | OVERALL        | 0- 1       | 11- 8       | 7- 3          |      |      |       |           |
| 9- 4              | 0- 1     | 1- 0      | HOME           | 0- 0       | 8- 3        | 5- 1          |      |      |       |           |
| 2- 4              | 0- 0     | 0- 0      | AWAY           | 0- 1       | 2- 0        | 1- 0          |      |      |       |           |
| 1- 2              | 0- 0     | 0- 0      | NEUTRAL        | 0- 0       | 1- 2        | 1- 0          |      |      |       |           |
| 8- 5              | 0- 0     | 0- 0      | NON-CONFERENCE | 0- 0       | 8- 5        | 7- 2          |      |      |       |           |
| 6- 2              | 0- 0     | 0- 0      | HOME           | 0- 0       | 6- 2        | 5- 1          |      |      |       |           |
| 1- 1              | 0- 0     | 0- 0      | AWAY           | 0- 0       | 1- 1        | 1- 1          |      |      |       |           |
| 1- 2              | 0- 0     | 0- 0      | NEUTRAL        | 0- 0       | 1- 2        | 1- 0          |      |      |       |           |
| 4- 5              | 0- 1     | 1- 0      | CONFERENCE     | 0- 1       | 3- 3        | 0- 1          |      |      |       |           |
| 3- 2              | 0- 1     | 1- 0      | HOME           | 0- 0       | 2- 1        | 0- 0          |      |      |       |           |
| 1- 3              | 0- 0     | 0- 0      | AWAY           | 0- 1       | 1- 2        | 0- 1          |      |      |       |           |
| 0- 0              | 0- 0     | 0- 0      | NEUTRAL        | 0- 0       | 0- 0        | 0- 0          |      |      |       |           |

| RPI 1-25                  |   |             |              | RPI 26-50 |   |              |              | RPI 51-100 |   |          |              | RPI 101+ Team's RPI: 222 |   |                  |              |
|---------------------------|---|-------------|--------------|-----------|---|--------------|--------------|------------|---|----------|--------------|--------------------------|---|------------------|--------------|
| RPI                       | S | Opponent    | Score        | RPI       | S | Opponent     | Score        | RPI        | S | Opponent | Score        | RPI                      | S | Opponent         | Score        |
| 1                         | H | UConn       | 35 <b>96</b> | 49        | H | Houston      | 80 78        | 92         | A | Tulane   | 58 <b>64</b> | 115                      | N | UTEP             | 79 <b>93</b> |
|                           |   |             |              |           |   |              |              |            |   |          |              | 137                      | H | William & Mary   | 65 <b>71</b> |
|                           |   |             |              |           |   |              |              |            |   |          |              | 147                      | H | Wichita St.      | 77 67        |
|                           |   |             |              |           |   |              |              |            |   |          |              | 162                      | H | Tulsa            | 73 67        |
|                           |   |             |              |           |   |              |              |            |   |          |              | 166                      | N | Jacksonville St. | 73 <b>82</b> |
|                           |   |             |              |           |   |              |              |            |   |          |              | 167                      | A | Cincinnati       | 79 70        |
|                           |   |             |              |           |   |              |              |            |   |          |              | 167                      | H | Cincinnati       | 54 <b>66</b> |
|                           |   |             |              |           |   |              |              |            |   |          |              | 174                      | H | Charlotte        | 58 55        |
|                           |   |             |              |           |   |              |              |            |   |          |              | 178                      | A | Memphis          | 36 <b>72</b> |
|                           |   |             |              |           |   |              |              |            |   |          |              | 206                      | H | Norfolk St.      | 51 46        |
|                           |   |             |              |           |   |              |              |            |   |          |              | 215                      | A | SMU              | 51 <b>65</b> |
|                           |   |             |              |           |   |              |              |            |   |          |              | 217                      | H | Richmond         | 64 <b>65</b> |
|                           |   |             |              |           |   |              |              |            |   |          |              | 264                      | N | Rider            | 66 63        |
|                           |   |             |              |           |   |              |              |            |   |          |              | 278                      | A | UNCW             | 62 <b>66</b> |
|                           |   |             |              |           |   |              |              |            |   |          |              | 280                      | A | Kennesaw St.     | 66 56        |
|                           |   |             |              |           |   |              |              |            |   |          |              | 306                      | H | UMES             | 64 54        |
|                           |   |             |              |           |   |              |              |            |   |          |              | 313                      | H | USC Upstate      | 66 53        |
|                           |   |             |              |           |   |              |              |            |   |          |              | 333                      | H | N.C. Central     | 73 61        |
|                           |   |             |              |           |   |              |              |            |   |          |              | 336                      | H | Savannah St.     | 103 37       |
| -----                     |   |             |              |           |   |              |              |            |   |          |              |                          |   |                  |              |
| LAST 12 Division I GAMES: |   |             |              |           |   |              |              |            |   |          |              |                          |   |                  |              |
| 147                       | H | Wichita St. | 77 67        | 178       | A | Memphis      | 36 <b>72</b> |            |   |          |              |                          |   |                  |              |
| 167                       | A | Cincinnati  | 79 70        | 1         | H | UConn        | 35 <b>96</b> |            |   |          |              |                          |   |                  |              |
| 92                        | A | Tulane      | 58 <b>64</b> | 167       | H | Cincinnati   | 54 <b>66</b> |            |   |          |              |                          |   |                  |              |
| 49                        | H | Houston     | 80 78        | 306       | H | UMES         | 64 54        |            |   |          |              |                          |   |                  |              |
| 215                       | A | SMU         | 51 <b>65</b> | 336       | H | Savannah St. | 103 37       |            |   |          |              |                          |   |                  |              |
| 162                       | H | Tulsa       | 73 67        | 115       | N | UTEP         | 79 <b>93</b> |            |   |          |              |                          |   |                  |              |

Non-Div I Games:

East Carolina



|                   |          |           |                |            |             |               |      |      |       |           |
|-------------------|----------|-----------|----------------|------------|-------------|---------------|------|------|-------|-----------|
| Average RPI Win:  | 344      | WON-LOST  | WINNING        | LAST 10    | STRENGTH OF | OPP. STRENGTH | TEAM | ADJ. | CONF. | ADJ CONF. |
| Average RPI Loss: | 204      | RECORD    | PCT. RANK      | GAMES      | SCHEDULE    | OF SCHEDULE   | RPI  | RPI  | RPI   | RPI       |
| DIV. I ONLY       | 2- 20    | 340       | 1- 9           | 271        | 336         | 345           | 345  | 26   | 26    |           |
| DIV. I NON-CONF.  | 1- 10    | 327       | 0- 1           | 295        | 318         | 344           | 344  | 27   | 27    |           |
| -----             |          |           |                |            |             |               |      |      |       |           |
| TOTALS            | RPI 1-25 | RPI 26-50 | W-L RECORDS    | RPI 51-100 | RPI 101-999 | RPI 201+      |      |      |       |           |
| 2- 20             | 0- 0     | 0- 0      | OVERALL        | 0- 2       | 2- 18       | 2- 10         |      |      |       |           |
| 2- 8              | 0- 0     | 0- 0      | HOME           | 0- 1       | 2- 7        | 2- 4          |      |      |       |           |
| 0- 11             | 0- 0     | 0- 0      | AWAY           | 0- 1       | 0- 10       | 0- 6          |      |      |       |           |
| 0- 1              | 0- 0     | 0- 0      | NEUTRAL        | 0- 0       | 0- 1        | 0- 0          |      |      |       |           |
| 1- 10             | 0- 0     | 0- 0      | NON-CONFERENCE | 0- 0       | 1- 10       | 1- 4          |      |      |       |           |
| 1- 4              | 0- 0     | 0- 0      | HOME           | 0- 0       | 1- 4        | 1- 3          |      |      |       |           |
| 0- 5              | 0- 0     | 0- 0      | AWAY           | 0- 0       | 0- 5        | 0- 1          |      |      |       |           |
| 0- 1              | 0- 0     | 0- 0      | NEUTRAL        | 0- 0       | 0- 1        | 0- 0          |      |      |       |           |
| 1- 10             | 0- 0     | 0- 0      | CONFERENCE     | 0- 2       | 1- 8        | 1- 6          |      |      |       |           |
| 1- 4              | 0- 0     | 0- 0      | HOME           | 0- 1       | 1- 3        | 1- 1          |      |      |       |           |
| 0- 6              | 0- 0     | 0- 0      | AWAY           | 0- 1       | 0- 5        | 0- 5          |      |      |       |           |
| 0- 0              | 0- 0     | 0- 0      | NEUTRAL        | 0- 0       | 0- 0        | 0- 0          |      |      |       |           |

| RPI 1-25                  |   |          |       | RPI 26-50 |   |                   |       | RPI 51-100 |     |          |               | RPI 101+ Team's RPI: 345 |     |          |                   |    |    |
|---------------------------|---|----------|-------|-----------|---|-------------------|-------|------------|-----|----------|---------------|--------------------------|-----|----------|-------------------|----|----|
| RPI                       | S | Opponent | Score | RPI       | S | Opponent          | Score | RPI        | S   | Opponent | Score         | RPI                      | S   | Opponent | Score             |    |    |
|                           |   |          |       |           |   |                   |       | 76         | A   | Bel mont | 37            | 59                       | 101 | A        | Wright St.        | 46 | 81 |
|                           |   |          |       |           |   |                   |       | 76         | H   | Bel mont | 58            | 86                       | 119 | N        | Del aware         | 37 | 66 |
|                           |   |          |       |           |   |                   |       |            |     |          |               |                          | 132 | A        | Clevel and St.    | 69 | 77 |
|                           |   |          |       |           |   |                   |       |            |     |          |               |                          | 161 | H        | Northern Ill.     | 64 | 93 |
|                           |   |          |       |           |   |                   |       |            |     |          |               |                          | 166 | H        | Jacksonville St.  | 50 | 59 |
|                           |   |          |       |           |   |                   |       |            |     |          |               |                          | 176 | A        | Saint Joseph's    | 62 | 80 |
|                           |   |          |       |           |   |                   |       |            |     |          |               |                          | 177 | A        | Northwestern      | 40 | 74 |
|                           |   |          |       |           |   |                   |       |            |     |          |               |                          | 200 | H        | Southeast Mo. St. | 54 | 77 |
|                           |   |          |       |           |   |                   |       |            |     |          |               |                          | 219 | H        | UT Martin         | 44 | 72 |
|                           |   |          |       |           |   |                   |       |            |     |          |               |                          | 220 | A        | Morehead St.      | 81 | 89 |
|                           |   |          |       |           |   |                   |       |            |     |          |               |                          | 238 | H        | North Texas       | 61 | 63 |
|                           |   |          |       |           |   |                   |       |            |     |          |               |                          | 239 | H        | Bradley           | 52 | 67 |
|                           |   |          |       |           |   |                   |       |            |     |          |               |                          | 247 | A        | Austin Peay       | 59 | 69 |
|                           |   |          |       |           |   |                   |       |            |     |          |               |                          | 288 | H        | Valparai so       | 67 | 76 |
|                           |   |          |       |           |   |                   |       |            |     |          |               |                          | 291 | A        | Eastern Ky.       | 51 | 67 |
|                           |   |          |       |           |   |                   |       |            |     |          |               |                          | 299 | A        | Murray St.        | 61 | 72 |
|                           |   |          |       |           |   |                   |       |            |     |          |               |                          | 309 | A        | Fort Wayne        | 77 | 93 |
|                           |   |          |       |           |   |                   |       |            |     |          |               |                          | 340 | A        | Tennessee St.     | 68 | 86 |
|                           |   |          |       |           |   |                   |       |            |     |          |               |                          | 340 | H        | Tennessee St.     | 66 | 59 |
|                           |   |          |       |           |   |                   |       |            |     |          |               |                          | 347 | H        | Evansville        | 79 | 52 |
| LAST 12 Division I GAMES: |   |          |       |           |   |                   |       |            |     |          |               |                          |     |          |                   |    |    |
|                           |   |          |       | 166       | H | Jacksonville St.  | 50    | 59         | 340 | H        | Tennessee St. | 66                       | 59  |          |                   |    |    |
|                           |   |          |       | 340       | A | Tennessee St.     | 68    | 86         | 291 | A        | Eastern Ky.   | 51                       | 67  |          |                   |    |    |
|                           |   |          |       | 76        | A | Bel mont          | 37    | 59         | 220 | A        | Morehead St.  | 81                       | 89  |          |                   |    |    |
|                           |   |          |       | 200       | H | Southeast Mo. St. | 54    | 77         | 247 | A        | Austin Peay   | 59                       | 69  |          |                   |    |    |
|                           |   |          |       | 219       | H | UT Martin         | 44    | 72         | 299 | A        | Murray St.    | 61                       | 72  |          |                   |    |    |
|                           |   |          |       | 76        | H | Bel mont          | 58    | 86         | 177 | A        | Northwestern  | 40                       | 74  |          |                   |    |    |

Non-Div I Games:

Eastern Ill.



| Average RPI Win: 287  |      | WON-LOST RECORD | WINNING PCT. RANK | LAST 10 GAMES  | STRENGTH OF SCHEDULE | OPP. STRENGTH OF SCHEDULE | TEAM RPI    | ADJ. RPI | CONF. RPI | ADJ. CONF. RPI |
|-----------------------|------|-----------------|-------------------|----------------|----------------------|---------------------------|-------------|----------|-----------|----------------|
| Average RPI Loss: 170 |      |                 |                   |                |                      |                           |             |          |           |                |
| DIV. I ONLY           |      | 6- 13           | 272               | 4- 6           | 308                  | 205                       | 291         | 291      | 26        | 26             |
| DIV. I NON-CONF.      |      | 2- 6            | 280               | 0- 0           | 290                  | 76                        | 286         | 286      | 27        | 27             |
| TOTALS                |      | RPI 1-25        | RPI 26-50         | W-L RECORDS    |                      | RPI 51-100                | RPI 101-999 | RPI 201+ |           |                |
| 6- 13                 | 0- 0 |                 | 0- 0              | OVERALL        |                      | 0- 2                      | 6- 11       | 5- 4     |           |                |
| 4- 4                  | 0- 0 |                 | 0- 0              | HOME           |                      | 0- 2                      | 4- 2        | 3- 0     |           |                |
| 2- 9                  | 0- 0 |                 | 0- 0              | AWAY           |                      | 0- 0                      | 2- 9        | 2- 4     |           |                |
| 0- 0                  | 0- 0 |                 | 0- 0              | NEUTRAL        |                      | 0- 0                      | 0- 0        | 0- 0     |           |                |
| 2- 6                  | 0- 0 |                 | 0- 0              | NON-CONFERENCE |                      | 0- 1                      | 2- 5        | 2- 1     |           |                |
| 1- 2                  | 0- 0 |                 | 0- 0              | HOME           |                      | 0- 1                      | 1- 1        | 1- 0     |           |                |
| 1- 4                  | 0- 0 |                 | 0- 0              | AWAY           |                      | 0- 0                      | 1- 4        | 1- 1     |           |                |
| 0- 0                  | 0- 0 |                 | 0- 0              | NEUTRAL        |                      | 0- 0                      | 0- 0        | 0- 0     |           |                |
| 4- 7                  | 0- 0 |                 | 0- 0              | CONFERENCE     |                      | 0- 1                      | 4- 6        | 3- 3     |           |                |
| 3- 2                  | 0- 0 |                 | 0- 0              | HOME           |                      | 0- 1                      | 3- 1        | 2- 0     |           |                |
| 1- 5                  | 0- 0 |                 | 0- 0              | AWAY           |                      | 0- 0                      | 1- 5        | 1- 3     |           |                |
| 0- 0                  | 0- 0 |                 | 0- 0              | NEUTRAL        |                      | 0- 0                      | 0- 0        | 0- 0     |           |                |

| RPI 1-25                  |   |          |       | RPI 26-50 |   |          |       | RPI 51-100 |   |                   |       | RPI 101+ |     |                   |                  |    |    |
|---------------------------|---|----------|-------|-----------|---|----------|-------|------------|---|-------------------|-------|----------|-----|-------------------|------------------|----|----|
| RPI                       | S | Opponent | Score | RPI       | S | Opponent | Score | RPI        | S | Opponent          | Score | RPI      | S   | Opponent          | Score            |    |    |
|                           |   |          |       |           |   |          |       | 76         | H | Belmont           | 55    | 77       | 107 | A                 | George Mason     | 41 | 64 |
|                           |   |          |       |           |   |          |       | 81         | H | Ohio              | 57    | 69       | 125 | H                 | Kent St.         | 57 | 65 |
|                           |   |          |       |           |   |          |       |            |   |                   |       | 150      | H   | SIUE              | 60               | 62 |    |
|                           |   |          |       |           |   |          |       |            |   |                   |       | 156      | A   | Bowling Green     | 60               | 77 |    |
|                           |   |          |       |           |   |          |       |            |   |                   |       | 166      | A   | Jacksonville St.  | 51               | 65 |    |
|                           |   |          |       |           |   |          |       |            |   |                   |       | 166      | H   | Jacksonville St.  | 48               | 44 |    |
|                           |   |          |       |           |   |          |       |            |   |                   |       | 167      | A   | Cincinnati        | 53               | 64 |    |
|                           |   |          |       |           |   |          |       |            |   |                   |       | 200      | A   | Southeast Mo. St. | 55               | 69 |    |
|                           |   |          |       |           |   |          |       |            |   |                   |       | 214      | A   | Akron             | 45               | 62 |    |
|                           |   |          |       |           |   |          |       |            |   |                   |       | 219      | A   | UT Martin         | 49               | 77 |    |
|                           |   |          |       |           |   |          |       |            |   |                   |       | 225      | H   | UNCG              | 70               | 59 |    |
|                           |   |          |       |           |   |          |       |            |   |                   |       | 247      | A   | Austin Peay       | 45               | 59 |    |
|                           |   |          |       |           |   |          |       |            |   |                   |       | 299      | A   | Murray St.        | 68               | 75 |    |
|                           |   |          |       |           |   |          |       |            |   |                   |       | 323      | A   | Western Caro.     | 62               | 59 |    |
|                           |   |          |       |           |   |          |       |            |   |                   |       | 330      | A   | Tennessee Tech    | 76               | 68 |    |
|                           |   |          |       |           |   |          |       |            |   |                   |       | 330      | H   | Tennessee Tech    | 55               | 53 |    |
|                           |   |          |       |           |   |          |       |            |   |                   |       | 345      | H   | Eastern Ill.      | 67               | 51 |    |
| LAST 12 Division I GAMES: |   |          |       |           |   |          |       |            |   |                   |       |          |     |                   |                  |    |    |
|                           |   |          |       |           |   |          |       | 76         | H | Belmont           | 55    | 77       | 219 | A                 | UT Martin        | 49 | 77 |
|                           |   |          |       |           |   |          |       | 299        | A | Murray St.        | 68    | 75       | 345 | H                 | Eastern Ill.     | 67 | 51 |
|                           |   |          |       |           |   |          |       | 247        | A | Austin Peay       | 45    | 59       | 150 | H                 | SIUE             | 60 | 62 |
|                           |   |          |       |           |   |          |       | 166        | H | Jacksonville St.  | 48    | 44       | 330 | A                 | Tennessee Tech   | 76 | 68 |
|                           |   |          |       |           |   |          |       | 330        | H | Tennessee Tech    | 55    | 53       | 166 | A                 | Jacksonville St. | 51 | 65 |
|                           |   |          |       |           |   |          |       | 200        | A | Southeast Mo. St. | 55    | 69       | 107 | A                 | George Mason     | 41 | 64 |

|                  |                |    |    |
|------------------|----------------|----|----|
| Non-Div I Games: | Ohio Christian | 69 | 45 |
|------------------|----------------|----|----|

Eastern Ky.

■ Loss, ■ Non-Conf, S Site, H Home A Away N Neutral



Average RPI Win: 196

Average RPI Loss: 157

WON-LOST  
RECORDWINNING  
PCT. RANKLAST 10  
GAMESSTRENGTH OF  
SCHEDULEOPP. STRENGTH  
OF SCHEDULETEAM  
RPIADJ.  
RPICONF.  
RPIADJ CONF.  
RPIDIV. I ONLY  
DIV. I NON-CONF.8- 11  
3- 7222  
2546- 4  
2- 1230  
335184  
325213  
319213  
3197  
87  
8

TOTALS

RPI 1-25

RPI 26-50

W-L RECORDS

RPI 51-100

RPI 101-999

RPI 201+

8- 11

0- 1

0- 1

OVERALL

1- 0

7- 9

3- 3

4- 2

0- 0

0- 0

HOME

1- 0

3- 2

2- 0

4- 8

0- 1

0- 1

AWAY

0- 0

4- 6

1- 3

0- 1

0- 0

0- 0

NEUTRAL

0- 0

0- 1

0- 0

3- 7

0- 0

0- 1

NON-CONFERENCE

0- 0

3- 6

3- 3

2- 0

0- 0

0- 0

HOME

0- 0

2- 0

2- 0

1- 6

0- 0

0- 1

AWAY

0- 0

1- 5

1- 3

0- 1

0- 0

0- 0

NEUTRAL

0- 0

0- 1

0- 0

5- 4

0- 1

0- 0

CONFERENCE

1- 0

4- 3

0- 0

2- 2

0- 0

0- 0

HOME

1- 0

1- 2

0- 0

3- 2

0- 1

0- 0

AWAY

0- 0

3- 1

0- 0

0- 0

0- 0

0- 0

NEUTRAL

0- 0

0- 0

0- 0

RPI 1-25

RPI 26-50

RPI 51-100

RPI 101+

Team's RPI: 213

RPI S Opponent

Score

RPI S Opponent

Score

RPI S Opponent

Score

RPI S Opponent

Score

24 A Buffalo

92 97

50 A Minnesota

56 80

58 H Toledo

70 57

103 A Miami (OH)

74 59

103 H Miami (OH)

69 73

111 H Western Mich.

69 67

125 A Kent St.

69 76

125 H Kent St.

60 67

132 A Cleveland St.

65 77

152 A Loyola Marymount

64 73

156 A Bowling Green

54 52

161 A Northern Ill.

83 76

192 N Denver

54 60

234 A St. Bonaventure

51 70

267 A Illinois St.

56 65

293 A Detroit Mercy

78 76

319 A Ill.-Chicago

70 73

337 H Florida A&amp;M

83 61

349 H Longwood

73 44

LAST 12 Division I GAMES:

24 A Buffalo 92 97  
 103 H Miami (OH) 69 73  
 161 A Northern Ill. 83 76  
 111 H Western Mich. 69 67  
 103 A Miami (OH) 74 59  
 125 A Kent St. 69 76

58 H Toledo 70 57  
 156 A Bowling Green 54 52  
 125 H Kent St. 60 67  
 349 H Longwood 73 44  
 293 A Detroit Mercy 78 76  
 267 A Illinois St. 56 65

Eastern Mich.



|                  |          |        |           |           |                |             |               |             |      |          |           |
|------------------|----------|--------|-----------|-----------|----------------|-------------|---------------|-------------|------|----------|-----------|
| Average RPI      | Win:     | 250    | WON-LOST  | WINNING   | LAST 10        | STRENGTH OF | OPP. STRENGTH | TEAM        | ADJ. | CONF.    | ADJ CONF. |
| Average RPI      | Loss:    | 94     | RECORD    | PCT. RANK | GAMES          | SCHEDULE    | OF SCHEDULE   | RPI         | RPI  | RPI      | RPI       |
| DIV. I ONLY      |          | 10- 11 |           | 188       | 6- 4           | 222         | 98            | 203         | 203  | 19       | 19        |
| DIV. I NON-CONF. |          | 4- 7   |           | 226       | 1- 1           | 82          | 149           | 178         | 178  | 14       | 14        |
| -----            |          |        |           |           |                |             |               |             |      |          |           |
| TOTALS           | RPI 1-25 |        | RPI 26-50 |           | W-L RECORDS    | RPI 51-100  |               | RPI 101-999 |      | RPI 201+ |           |
| 10- 11           | 0- 1     |        | 0- 3      |           | OVERALL        | 0- 2        |               | 10- 5       |      | 7- 0     |           |
| 7- 3             | 0- 0     |        | 0- 1      |           | HOME           | 0- 0        |               | 7- 2        |      | 4- 0     |           |
| 2- 7             | 0- 1     |        | 0- 2      |           | AWAY           | 0- 1        |               | 2- 3        |      | 2- 0     |           |
| 1- 1             | 0- 0     |        | 0- 0      |           | NEUTRAL        | 0- 1        |               | 1- 0        |      | 1- 0     |           |
| 4- 7             | 0- 1     |        | 0- 1      |           | NON-CONFERENCE | 0- 2        |               | 4- 3        |      | 3- 0     |           |
| 2- 2             | 0- 0     |        | 0- 0      |           | HOME           | 0- 0        |               | 2- 2        |      | 1- 0     |           |
| 1- 4             | 0- 1     |        | 0- 1      |           | AWAY           | 0- 1        |               | 1- 1        |      | 1- 0     |           |
| 1- 1             | 0- 0     |        | 0- 0      |           | NEUTRAL        | 0- 1        |               | 1- 0        |      | 1- 0     |           |
| 6- 4             | 0- 0     |        | 0- 2      |           | CONFERENCE     | 0- 0        |               | 6- 2        |      | 4- 0     |           |
| 5- 1             | 0- 0     |        | 0- 1      |           | HOME           | 0- 0        |               | 5- 0        |      | 3- 0     |           |
| 1- 3             | 0- 0     |        | 0- 1      |           | AWAY           | 0- 0        |               | 1- 2        |      | 1- 0     |           |
| 0- 0             | 0- 0     |        | 0- 0      |           | NEUTRAL        | 0- 0        |               | 0- 0        |      | 0- 0     |           |

| RPI 1-25                  |   |                |       | RPI 26-50 |   |                |       | RPI 51-100 |   |                   |       | RPI 101+ Team's RPI: 203 |   |                |       |
|---------------------------|---|----------------|-------|-----------|---|----------------|-------|------------|---|-------------------|-------|--------------------------|---|----------------|-------|
| RPI                       | S | Opponent       | Score | RPI       | S | Opponent       | Score | RPI        | S | Opponent          | Score | RPI                      | S | Opponent       | Score |
| 5                         | A | Oregon         | 40 81 | 37        | A | Purdue         | 40 65 | 51         | A | Gonzaga           | 45 69 | 112                      | H | BYU            | 69 73 |
|                           |   |                |       | 39        | A | Northern Colo. | 62 68 | 79         | N | Saint Mary's (CA) | 56 76 | 144                      | A | Portland St.   | 60 75 |
|                           |   |                |       | 39        | H | Northern Colo. | 65 70 |            |   |                   |       | 146                      | H | Idaho          | 71 64 |
|                           |   |                |       |           |   |                |       |            |   |                   |       | 154                      | A | North Dakota   | 79 81 |
|                           |   |                |       |           |   |                |       |            |   |                   |       | 154                      | H | North Dakota   | 74 70 |
|                           |   |                |       |           |   |                |       |            |   |                   |       | 163                      | H | Cal Poly       | 75 72 |
|                           |   |                |       |           |   |                |       |            |   |                   |       | 173                      | A | Fresno St.     | 56 81 |
|                           |   |                |       |           |   |                |       |            |   |                   |       | 196                      | H | Boise St.      | 57 61 |
|                           |   |                |       |           |   |                |       |            |   |                   |       | 219                      | N | UT Martin      | 61 58 |
|                           |   |                |       |           |   |                |       |            |   |                   |       | 284                      | A | Sacramento St. | 83 72 |
|                           |   |                |       |           |   |                |       |            |   |                   |       | 284                      | H | Sacramento St. | 83 76 |
|                           |   |                |       |           |   |                |       |            |   |                   |       | 301                      | H | Utah Valley    | 61 41 |
|                           |   |                |       |           |   |                |       |            |   |                   |       | 303                      | H | Southern Utah  | 58 41 |
|                           |   |                |       |           |   |                |       |            |   |                   |       | 320                      | A | Air Force      | 65 63 |
|                           |   |                |       |           |   |                |       |            |   |                   |       | 328                      | H | Northern Ariz. | 82 62 |
| -----                     |   |                |       |           |   |                |       |            |   |                   |       |                          |   |                |       |
| LAST 12 Division I GAMES: |   |                |       |           |   |                |       |            |   |                   |       |                          |   |                |       |
| 284                       | H | Sacramento St. | 83 76 | 284       | A | Sacramento St. | 83 72 | 144        | A | Portland St.      | 60 75 | 154                      | H | North Dakota   | 74 70 |
| 39                        | A | Northern Colo. | 62 68 | 144       | A | Portland St.   | 60 75 | 39         | H | Northern Colo.    | 65 70 | 219                      | N | UT Martin      | 61 58 |
| 154                       | A | North Dakota   | 79 81 | 154       | H | North Dakota   | 74 70 | 79         | N | Saint Mary's (CA) | 56 76 |                          |   |                |       |
| 303                       | H | Southern Utah  | 58 41 |           |   |                |       |            |   |                   |       |                          |   |                |       |
| 328                       | H | Northern Ariz. | 82 62 |           |   |                |       |            |   |                   |       |                          |   |                |       |
| 146                       | H | Idaho          | 71 64 |           |   |                |       |            |   |                   |       |                          |   |                |       |

Non-Div I Games: Multnomah 88 42

Eastern Wash.



|                   |          |           |                |            |             |               |      |      |       |           |
|-------------------|----------|-----------|----------------|------------|-------------|---------------|------|------|-------|-----------|
| Average RPI Win:  | 207      | WON-LOST  | WINNING        | LAST 10    | STRENGTH OF | OPP. STRENGTH | TEAM | ADJ. | CONF. | ADJ CONF. |
| Average RPI Loss: | 76       | RECORD    | PCT. RANK      | GAMES      | SCHEDULE    | OF SCHEDULE   | RPI  | RPI  | RPI   | RPI       |
| DIV. I ONLY       | 12- 7    | 102       | 6- 4           | 88         | 166         | 73            | 73   | 10   | 10    |           |
| DIV. I NON-CONF.  | 7- 3     | 74        | 2- 1           | 143        | 87          | 55            | 55   | 12   | 12    |           |
| -----             |          |           |                |            |             |               |      |      |       |           |
| TOTALS            | RPI 1-25 | RPI 26-50 | W-L RECORDS    | RPI 51-100 | RPI 101-999 | RPI 201+      |      |      |       |           |
| 12- 7             | 0- 1     | 1- 2      | OVERALL        | 1- 1       | 10- 3       | 7- 0          |      |      |       |           |
| 7- 0              | 0- 0     | 0- 0      | HOME           | 0- 0       | 7- 0        | 5- 0          |      |      |       |           |
| 4- 6              | 0- 0     | 1- 0      | AWAY           | 0- 0       | 3- 0        | 2- 0          |      |      |       |           |
| 1- 1              | 0- 0     | 0- 1      | NEUTRAL        | 1- 0       | 0- 0        | 0- 0          |      |      |       |           |
| 7- 3              | 0- 1     | 1- 1      | NON-CONFERENCE | 1- 0       | 5- 1        | 4- 0          |      |      |       |           |
| 3- 0              | 0- 0     | 0- 0      | HOME           | 0- 0       | 3- 0        | 3- 0          |      |      |       |           |
| 3- 2              | 0- 1     | 1- 0      | AWAY           | 0- 0       | 2- 1        | 1- 0          |      |      |       |           |
| 1- 1              | 0- 0     | 0- 1      | NEUTRAL        | 1- 0       | 0- 0        | 0- 0          |      |      |       |           |
| 5- 4              | 0- 0     | 0- 1      | CONFERENCE     | 0- 1       | 5- 2        | 3- 0          |      |      |       |           |
| 4- 0              | 0- 0     | 0- 0      | HOME           | 0- 0       | 4- 0        | 2- 0          |      |      |       |           |
| 1- 4              | 0- 0     | 0- 1      | AWAY           | 0- 1       | 1- 2        | 1- 0          |      |      |       |           |
| 0- 0              | 0- 0     | 0- 0      | NEUTRAL        | 0- 0       | 0- 0        | 0- 0          |      |      |       |           |

| RPI                       | S | Opponent       | Score | RPI | S | Opponent     | Score | RPI | S | Opponent      | Score | RPI | S | Opponent       | Score |
|---------------------------|---|----------------|-------|-----|---|--------------|-------|-----|---|---------------|-------|-----|---|----------------|-------|
| 13                        | A | NC State       | 57 70 | 26  | N | Iowa         | 61 74 | 85  | N | Alabama       | 60 55 | 102 | A | Wake Forest    | 51 53 |
|                           |   |                |       | 43  | A | UCF          | 71 57 | 90  | A | James Madison | 67 70 | 119 | A | Delaware       | 66 80 |
|                           |   |                |       | 47  | A | Drexel       | 56 58 |     |   |               |       | 119 | H | Delaware       | 64 51 |
|                           |   |                |       |     |   |              |       |     |   |               |       | 137 | A | William & Mary | 75 81 |
|                           |   |                |       |     |   |              |       |     |   |               |       | 151 | A | Davidson       | 75 58 |
|                           |   |                |       |     |   |              |       |     |   |               |       | 155 | H | Northeastern   | 78 71 |
|                           |   |                |       |     |   |              |       |     |   |               |       | 205 | H | Hampton        | 82 59 |
|                           |   |                |       |     |   |              |       |     |   |               |       | 212 | A | N.C. A&T       | 90 59 |
|                           |   |                |       |     |   |              |       |     |   |               |       | 278 | H | UNCW           | 75 67 |
|                           |   |                |       |     |   |              |       |     |   |               |       | 281 | A | Towson         | 71 45 |
|                           |   |                |       |     |   |              |       |     |   |               |       | 281 | H | Towson         | 84 61 |
|                           |   |                |       |     |   |              |       |     |   |               |       | 333 | H | N.C. Central   | 78 50 |
|                           |   |                |       |     |   |              |       |     |   |               |       | 342 | H | Winthrop       | 98 37 |
| LAST 12 Division I GAMES: |   |                |       |     |   |              |       |     |   |               |       |     |   |                |       |
| 281                       | A | Towson         | 71 45 | 155 | H | Northeastern | 78 71 |     |   |               |       |     |   |                |       |
| 47                        | A | Drexel         | 56 58 | 119 | A | Delaware     | 66 80 |     |   |               |       |     |   |                |       |
| 119                       | H | Delaware       | 64 51 | 278 | H | UNCW         | 75 67 |     |   |               |       |     |   |                |       |
| 281                       | H | Towson         | 84 61 | 333 | H | N.C. Central | 78 50 |     |   |               |       |     |   |                |       |
| 137                       | A | William & Mary | 75 81 | 13  | A | NC State     | 57 70 |     |   |               |       |     |   |                |       |
| 90                        | A | James Madison  | 67 70 | 151 | A | Davidson     | 75 58 |     |   |               |       |     |   |                |       |

Non-Div I Games: Coker

106 54

El on



|                   |     |          |           |         |             |               |      |      |       |           |
|-------------------|-----|----------|-----------|---------|-------------|---------------|------|------|-------|-----------|
| Average RPI Win:  | 299 | WON-LOST | WINNING   | LAST 10 | STRENGTH OF | OPP. STRENGTH | TEAM | ADJ. | CONF. | ADJ CONF. |
| Average RPI Loss: | 213 | RECORD   | PCT. RANK | GAMES   | SCHEDULE    | OF SCHEDULE   | RPI  | RPI  | RPI   | RPI       |

|                  |          |           |                |            |             |          |     |    |    |
|------------------|----------|-----------|----------------|------------|-------------|----------|-----|----|----|
| DIV. I ONLY      | 1- 17    | 342       | 0- 10          | 307        | 315         | 347      | 347 | 24 | 24 |
| DIV. I NON-CONF. | 1- 8     | 313       | 0- 2           | 303        | 342         | 343      | 343 | 22 | 22 |
| -----            |          |           |                |            |             |          |     |    |    |
| TOTALS           | RPI 1-25 | RPI 26-50 | W-L RECORDS    | RPI 51-100 | RPI 101-999 | RPI 201+ |     |    |    |
| 1- 17            | 0- 0     | 0- 1      | OVERALL        | 0- 2       | 1- 14       | 1- 10    |     |    |    |
| 1- 5             | 0- 0     | 0- 0      | HOME           | 0- 0       | 1- 5        | 1- 3     |     |    |    |
| 0- 12            | 0- 0     | 0- 0      | AWAY           | 0- 1       | 0- 2        | 0- 1     |     |    |    |
| 0- 0             | 0- 0     | 0- 0      | NEUTRAL        | 0- 0       | 0- 0        | 0- 0     |     |    |    |
| 1- 8             | 0- 0     | 0- 1      | NON-CONFERENCE | 0- 1       | 1- 6        | 1- 5     |     |    |    |
| 1- 1             | 0- 0     | 0- 0      | HOME           | 0- 0       | 1- 1        | 1- 1     |     |    |    |
| 0- 7             | 0- 0     | 0- 1      | AWAY           | 0- 1       | 0- 5        | 0- 4     |     |    |    |
| 0- 0             | 0- 0     | 0- 0      | NEUTRAL        | 0- 0       | 0- 0        | 0- 0     |     |    |    |
| 0- 9             | 0- 0     | 0- 0      | CONFERENCE     | 0- 1       | 0- 8        | 0- 5     |     |    |    |
| 0- 4             | 0- 0     | 0- 0      | HOME           | 0- 0       | 0- 4        | 0- 2     |     |    |    |
| 0- 5             | 0- 0     | 0- 0      | AWAY           | 0- 1       | 0- 4        | 0- 3     |     |    |    |
| 0- 0             | 0- 0     | 0- 0      | NEUTRAL        | 0- 0       | 0- 0        | 0- 0     |     |    |    |

| RPI 1-25                   | RPI 26-50                     | RPI 51-100           | RPI 101+                      | Team's RPI: 347 |
|----------------------------|-------------------------------|----------------------|-------------------------------|-----------------|
| RPI S Opponent Score       | RPI S Opponent Score          | RPI S Opponent Score | RPI S Opponent Score          |                 |
|                            | 46 A Western Ky. 54 92        | 95 A Drake 66 107    | 128 H Missouri St. 65 95      |                 |
|                            |                               | 98 A Kentucky 62 100 | 136 H Southern Ill. 62 74     |                 |
|                            |                               |                      | 139 A UNI 41 65               |                 |
|                            |                               |                      | 200 A Southeast Mo. St. 65 74 |                 |
|                            |                               |                      | 220 H Morehead St. 75 82      |                 |
|                            |                               |                      | 239 H Bradley 59 117          |                 |
|                            |                               |                      | 247 A Austin Peay 73 82       |                 |
|                            |                               |                      | 253 A Indiana St. 48 56       |                 |
|                            |                               |                      | 267 H Illinois St. 43 67      |                 |
|                            |                               |                      | 288 A Valparaiso 59 101       |                 |
|                            |                               |                      | 296 A Alabama A&M 56 70       |                 |
|                            |                               |                      | 299 H Murray St. 89 81        |                 |
|                            |                               |                      | 310 A Loyola Chicago 63 82    |                 |
|                            |                               |                      | 319 A Ill.-Chicago 77 96      |                 |
|                            |                               |                      | 345 A Eastern Ill. 52 79      |                 |
| LAST 12 Division I GAMES:  |                               |                      |                               |                 |
| 310 A Loyola Chicago 63 82 | 253 A Indiana St. 48 56       |                      |                               |                 |
| 288 A Valparaiso 59 101    | 128 H Missouri St. 65 95      |                      |                               |                 |
| 239 H Bradley 59 117       | 136 H Southern Ill. 62 74     |                      |                               |                 |
| 267 H Illinois St. 43 67   | 200 A Southeast Mo. St. 65 74 |                      |                               |                 |
| 95 A Drake 66 107          | 319 A Ill.-Chicago 77 96      |                      |                               |                 |
| 139 A UNI 41 65            | 220 H Morehead St. 75 82      |                      |                               |                 |

Non-Div I Games: Oakland City 96 59 Westminster (MO) 79 53



|                       |  |  |  |          |  |           |  |                |  |             |  |               |  |          |  |      |  |       |  |           |  |
|-----------------------|--|--|--|----------|--|-----------|--|----------------|--|-------------|--|---------------|--|----------|--|------|--|-------|--|-----------|--|
| FGCU                  |  |  |  | WON-LOST |  | WINNING   |  | LAST 10        |  | STRENGTH OF |  | OPP. STRENGTH |  | TEAM     |  | ADJ. |  | CONF. |  | ADJ CONF. |  |
| Average RPI Win: 181  |  |  |  | RECORD   |  | PCT. RANK |  | GAMES          |  | SCHEDULE    |  | OF SCHEDULE   |  | RPI      |  | RPI  |  | RPI   |  | RPI       |  |
| Average RPI Loss: 102 |  |  |  |          |  |           |  |                |  |             |  |               |  |          |  |      |  |       |  |           |  |
| DIV. I ONLY           |  |  |  | 17- 4    |  | 25        |  | 8- 1           |  | 122         |  | 124           |  | 42       |  | 42   |  | 22    |  | 22        |  |
| DIV. I NON-CONF.      |  |  |  | 11- 3    |  | 46        |  | 3- 1           |  | 42          |  | 48            |  | 18       |  | 18   |  | 21    |  | 21        |  |
| TOTALS                |  |  |  | RPI 1-25 |  | RPI 26-50 |  | W-L RECORDS    |  | RPI 51-100  |  | RPI 101-999   |  | RPI 201+ |  |      |  |       |  |           |  |
| 17- 4                 |  |  |  | 1- 1     |  | 1- 0      |  | OVERALL        |  | 2- 2        |  | 13- 1         |  | 7- 1     |  |      |  |       |  |           |  |
| 9- 0                  |  |  |  | 0- 0     |  | 1- 0      |  | HOME           |  | 2- 0        |  | 6- 0          |  | 2- 0     |  |      |  |       |  |           |  |
| 6- 2                  |  |  |  | 0- 0     |  | 0- 0      |  | AWAY           |  | 0- 0        |  | 6- 0          |  | 5- 0     |  |      |  |       |  |           |  |
| 2- 2                  |  |  |  | 1- 1     |  | 0- 0      |  | NEUTRAL        |  | 0- 1        |  | 1- 0          |  | 0- 0     |  |      |  |       |  |           |  |
| 11- 3                 |  |  |  | 1- 1     |  | 1- 0      |  | NON-CONFERENCE |  | 2- 2        |  | 7- 0          |  | 3- 0     |  |      |  |       |  |           |  |
| 5- 0                  |  |  |  | 0- 0     |  | 1- 0      |  | HOME           |  | 2- 0        |  | 2- 0          |  | 0- 0     |  |      |  |       |  |           |  |
| 4- 1                  |  |  |  | 0- 0     |  | 0- 0      |  | AWAY           |  | 0- 1        |  | 4- 0          |  | 3- 0     |  |      |  |       |  |           |  |
| 2- 2                  |  |  |  | 1- 1     |  | 0- 0      |  | NEUTRAL        |  | 0- 1        |  | 1- 0          |  | 0- 0     |  |      |  |       |  |           |  |
| 6- 1                  |  |  |  | 0- 0     |  | 0- 0      |  | CONFERENCE     |  | 0- 0        |  | 6- 1          |  | 4- 1     |  |      |  |       |  |           |  |
| 4- 0                  |  |  |  | 0- 0     |  | 0- 0      |  | HOME           |  | 0- 0        |  | 4- 0          |  | 2- 0     |  |      |  |       |  |           |  |
| 2- 1                  |  |  |  | 0- 0     |  | 0- 0      |  | AWAY           |  | 0- 0        |  | 2- 1          |  | 2- 1     |  |      |  |       |  |           |  |
| 0- 0                  |  |  |  | 0- 0     |  | 0- 0      |  | NEUTRAL        |  | 0- 0        |  | 0- 0          |  | 0- 0     |  |      |  |       |  |           |  |

| RPI 1-25                  |   |               |        | RPI 26-50 |   |                  |       | Team's RPI: 42 |   |             |       | RPI 51-100 |   |                   |       | RPI 101+ |   |          |       |
|---------------------------|---|---------------|--------|-----------|---|------------------|-------|----------------|---|-------------|-------|------------|---|-------------------|-------|----------|---|----------|-------|
| RPI                       | S | Opponent      | Score  | RPI       | S | Opponent         | Score | RPI            | S | Opponent    | Score | RPI        | S | Opponent          | Score | RPI      | S | Opponent | Score |
| 6                         | N | Ohio St.      | 62 104 | 44        | H | South Dakota St. | 87 78 | 70             | H | Harvard     | 65 56 | 108        | H | Jacksonville      | 63 58 |          |   |          |       |
| 23                        | N | DePaul        | 89 84  |           |   |                  |       | 76             | N | Belmont     | 65 75 | 125        | N | Kent St.          | 80 62 |          |   |          |       |
|                           |   |               |        |           |   |                  |       | 94             | A | Chattanooga | 61 68 | 150        | H | SIUE              | 66 49 |          |   |          |       |
|                           |   |               |        |           |   |                  |       | 98             | H | Kentucky    | 70 64 | 169        | H | Stetson           | 80 40 |          |   |          |       |
|                           |   |               |        |           |   |                  |       |                |   |             |       | 193        | A | Siena             | 63 50 |          |   |          |       |
|                           |   |               |        |           |   |                  |       |                |   |             |       | 195        | H | Illinois          | 85 61 |          |   |          |       |
|                           |   |               |        |           |   |                  |       |                |   |             |       | 214        | A | Akron             | 82 63 |          |   |          |       |
|                           |   |               |        |           |   |                  |       |                |   |             |       | 218        | A | Abilene Christian | 94 55 |          |   |          |       |
|                           |   |               |        |           |   |                  |       |                |   |             |       | 230        | A | North Florida     | 73 75 |          |   |          |       |
|                           |   |               |        |           |   |                  |       |                |   |             |       | 251        | A | Lipscomb          | 68 54 |          |   |          |       |
|                           |   |               |        |           |   |                  |       |                |   |             |       | 280        | A | Kennesaw St.      | 78 57 |          |   |          |       |
|                           |   |               |        |           |   |                  |       |                |   |             |       | 287        | A | FIU               | 88 52 |          |   |          |       |
|                           |   |               |        |           |   |                  |       |                |   |             |       | 313        | H | USC Upstate       | 93 60 |          |   |          |       |
|                           |   |               |        |           |   |                  |       |                |   |             |       | 344        | H | NJIT              | 90 66 |          |   |          |       |
| LAST 12 Division I GAMES: |   |               |        |           |   |                  |       |                |   |             |       |            |   |                   |       |          |   |          |       |
| 230                       | A | North Florida | 73 75  | 169       | H | Stetson          | 80 40 |                |   |             |       |            |   |                   |       |          |   |          |       |
| 108                       | H | Jacksonville  | 63 58  | 44        | H | South Dakota St. | 87 78 |                |   |             |       |            |   |                   |       |          |   |          |       |
| 251                       | A | Lipscomb      | 68 54  | 150       | H | SIUE             | 66 49 |                |   |             |       |            |   |                   |       |          |   |          |       |
| 280                       | A | Kennesaw St.  | 78 57  | 70        | H | Harvard          | 65 56 |                |   |             |       |            |   |                   |       |          |   |          |       |
| 313                       | H | USC Upstate   | 93 60  | 94        | A | Chattanooga      | 61 68 |                |   |             |       |            |   |                   |       |          |   |          |       |
| 344                       | H | NJIT          | 90 66  | 98        | H | Kentucky         | 70 64 |                |   |             |       |            |   |                   |       |          |   |          |       |

Non-Div I Games: Southeastern (FL) 76 66 Ave Maria 99 35 Fla. Memorial 82 43

FGCU

Loss, Non-Conf, S Site, H Home A Away N Neutral



|                   |          |           |                |            |             |               |      |      |       |           |
|-------------------|----------|-----------|----------------|------------|-------------|---------------|------|------|-------|-----------|
| Average RPI Win:  | 260      | WON-LOST  | WINNING        | LAST 10    | STRENGTH OF | OPP. STRENGTH | TEAM | ADJ. | CONF. | ADJ CONF. |
| Average RPI Loss: | 158      | RECORD    | PCT. RANK      | GAMES      | SCHEDULE    | OF SCHEDULE   | RPI  | RPI  | RPI   | RPI       |
| DIV. I ONLY       | 6- 14    | 275       | 4- 6           | 154        | 290         | 287           | 287  | 18   | 18    |           |
| DIV. I NON-CONF.  | 3- 10    | 285       | 1- 4           | 264        | 266         | 331           | 331  | 19   | 19    |           |
| -----             |          |           |                |            |             |               |      |      |       |           |
| TOTALS            | RPI 1-25 | RPI 26-50 | W-L RECORDS    | RPI 51-100 | RPI 101-999 | RPI 201+      |      |      |       |           |
| 6- 14             | 0- 0     | 0- 3      | OVERALL        | 0- 2       | 6- 9        | 4- 5          |      |      |       |           |
| 6- 8              | 0- 0     | 0- 2      | HOME           | 0- 1       | 6- 5        | 4- 2          |      |      |       |           |
| 0- 6              | 0- 0     | 0- 1      | AWAY           | 0- 1       | 0- 4        | 0- 3          |      |      |       |           |
| 0- 0              | 0- 0     | 0- 0      | NEUTRAL        | 0- 0       | 0- 0        | 0- 0          |      |      |       |           |
| 3- 10             | 0- 0     | 0- 2      | NON-CONFERENCE | 0- 1       | 3- 7        | 3- 4          |      |      |       |           |
| 3- 6              | 0- 0     | 0- 2      | HOME           | 0- 0       | 3- 4        | 3- 2          |      |      |       |           |
| 0- 4              | 0- 0     | 0- 0      | AWAY           | 0- 1       | 0- 3        | 0- 2          |      |      |       |           |
| 0- 0              | 0- 0     | 0- 0      | NEUTRAL        | 0- 0       | 0- 0        | 0- 0          |      |      |       |           |
| 3- 4              | 0- 0     | 0- 1      | CONFERENCE     | 0- 1       | 3- 2        | 1- 1          |      |      |       |           |
| 3- 2              | 0- 0     | 0- 0      | HOME           | 0- 1       | 3- 1        | 1- 0          |      |      |       |           |
| 0- 2              | 0- 0     | 0- 1      | AWAY           | 0- 0       | 0- 1        | 0- 1          |      |      |       |           |
| 0- 0              | 0- 0     | 0- 0      | NEUTRAL        | 0- 0       | 0- 0        | 0- 0          |      |      |       |           |

| RPI 1-25                  |   |          |       | RPI 26-50 |   |                |        | RPI 51-100 |   |                  |       | RPI 101+ |   |                  |       | Team's RPI: 287 |  |
|---------------------------|---|----------|-------|-----------|---|----------------|--------|------------|---|------------------|-------|----------|---|------------------|-------|-----------------|--|
| RPI                       | S | Opponent | Score | RPI       | S | Opponent       | Score  | RPI        | S | Opponent         | Score | RPI      | S | Opponent         | Score |                 |  |
|                           |   |          |       | 29        | H | South Fla.     | 52 82  | 61         | A | Miami (FL)       | 69 77 | 109      | H | Rice             | 68 58 |                 |  |
|                           |   |          |       | 42        | H | FGCU           | 52 88  | 84         | H | UAB              | 61 71 | 115      | H | UTEP             | 76 77 |                 |  |
|                           |   |          |       | 46        | A | Western Ky.    | 47 101 |            |   |                  |       | 124      | A | Georgetown       | 56 77 |                 |  |
|                           |   |          |       |           |   |                |        |            |   |                  |       | 135      | H | Clemson          | 65 67 |                 |  |
|                           |   |          |       |           |   |                |        |            |   |                  |       | 148      | H | Bethune-Cookman  | 59 77 |                 |  |
|                           |   |          |       |           |   |                |        |            |   |                  |       | 189      | H | Louisiana Tech   | 57 54 |                 |  |
|                           |   |          |       |           |   |                |        |            |   |                  |       | 249      | A | Howard           | 62 69 |                 |  |
|                           |   |          |       |           |   |                |        |            |   |                  |       | 266      | H | North Dakota St. | 68 71 |                 |  |
|                           |   |          |       |           |   |                |        |            |   |                  |       | 285      | A | Morgan St.       | 51 62 |                 |  |
|                           |   |          |       |           |   |                |        |            |   |                  |       | 292      | H | Vermont          | 80 70 |                 |  |
|                           |   |          |       |           |   |                |        |            |   |                  |       | 296      | H | Alabama A&M      | 51 58 |                 |  |
|                           |   |          |       |           |   |                |        |            |   |                  |       | 320      | H | Air Force        | 70 69 |                 |  |
|                           |   |          |       |           |   |                |        |            |   |                  |       | 322      | H | Charleston So.   | 77 70 |                 |  |
|                           |   |          |       |           |   |                |        |            |   |                  |       | 325      | A | Marshall         | 75 78 |                 |  |
|                           |   |          |       |           |   |                |        |            |   |                  |       | 325      | H | Marshall         | 67 54 |                 |  |
| LAST 12 Division I GAMES: |   |          |       |           |   |                |        |            |   |                  |       |          |   |                  |       |                 |  |
|                           |   |          |       | 325       | A | Marshall       | 75 78  | 115        | H | UTEP             | 76 77 |          |   |                  |       |                 |  |
|                           |   |          |       | 84        | H | UAB            | 61 71  | 292        | H | Vermont          | 80 70 |          |   |                  |       |                 |  |
|                           |   |          |       | 189       | H | Louisiana Tech | 57 54  | 135        | H | Clemson          | 65 67 |          |   |                  |       |                 |  |
|                           |   |          |       | 109       | H | Rice           | 68 58  | 266        | H | North Dakota St. | 68 71 |          |   |                  |       |                 |  |
|                           |   |          |       | 46        | A | Western Ky.    | 47 101 | 29         | H | South Fla.       | 52 82 |          |   |                  |       |                 |  |
|                           |   |          |       | 325       | H | Marshall       | 67 54  | 285        | A | Morgan St.       | 51 62 |          |   |                  |       |                 |  |

Non-Div I Games:

FIU



|                   |          |           |                |            |             |               |      |      |       |           |
|-------------------|----------|-----------|----------------|------------|-------------|---------------|------|------|-------|-----------|
| Average RPI Win:  | 279      | WON-LOST  | WINNING        | LAST 10    | STRENGTH OF | OPP. STRENGTH | TEAM | ADJ. | CONF. | ADJ CONF. |
| Average RPI Loss: | 167      | RECORD    | PCT. RANK      | GAMES      | SCHEDULE    | OF SCHEDULE   | RPI  | RPI  | RPI   | RPI       |
| DIV. I ONLY       | 8- 12    | 231       | 5- 5           | 290        | 274         | 259           | 259  | 27   | 27    |           |
| DIV. I NON-CONF.  | 3- 8     | 268       | 0- 3           | 279        | 243         | 293           | 293  | 26   | 26    |           |
| -----             |          |           |                |            |             |               |      |      |       |           |
| TOTALS            | RPI 1-25 | RPI 26-50 | W-L RECORDS    | RPI 51-100 | RPI 101-999 | RPI 201+      |      |      |       |           |
| 8- 12             | 0- 1     | 0- 0      | OVERALL        | 0- 2       | 8- 9        | 7- 3          |      |      |       |           |
| 5- 3              | 0- 1     | 0- 0      | HOME           | 0- 0       | 5- 2        | 5- 2          |      |      |       |           |
| 3- 8              | 0- 0     | 0- 0      | AWAY           | 0- 2       | 3- 6        | 2- 1          |      |      |       |           |
| 0- 1              | 0- 0     | 0- 0      | NEUTRAL        | 0- 0       | 0- 1        | 0- 0          |      |      |       |           |
| 3- 8              | 0- 1     | 0- 0      | NON-CONFERENCE | 0- 1       | 3- 6        | 2- 2          |      |      |       |           |
| 2- 2              | 0- 1     | 0- 0      | HOME           | 0- 0       | 2- 1        | 2- 1          |      |      |       |           |
| 1- 5              | 0- 0     | 0- 0      | AWAY           | 0- 1       | 1- 4        | 0- 1          |      |      |       |           |
| 0- 1              | 0- 0     | 0- 0      | NEUTRAL        | 0- 0       | 0- 1        | 0- 0          |      |      |       |           |
| 5- 4              | 0- 0     | 0- 0      | CONFERENCE     | 0- 1       | 5- 3        | 5- 1          |      |      |       |           |
| 3- 1              | 0- 0     | 0- 0      | HOME           | 0- 0       | 3- 1        | 3- 1          |      |      |       |           |
| 2- 3              | 0- 0     | 0- 0      | AWAY           | 0- 1       | 2- 2        | 2- 0          |      |      |       |           |
| 0- 0              | 0- 0     | 0- 0      | NEUTRAL        | 0- 0       | 0- 0        | 0- 0          |      |      |       |           |

| RPI 1-25                  |   |               |       | RPI 26-50 |   |              |       | RPI 51-100 |   |            |       | RPI 101+ Team's RPI: 259 |   |                |       |
|---------------------------|---|---------------|-------|-----------|---|--------------|-------|------------|---|------------|-------|--------------------------|---|----------------|-------|
| RPI                       | S | Opponent      | Score | RPI       | S | Opponent     | Score | RPI        | S | Opponent   | Score | RPI                      | S | Opponent       | Score |
| 22                        | H | Villanova     | 44 73 |           |   |              |       | 55         | A | Quinnipiac | 45 77 | 137                      | A | William & Mary | 47 57 |
|                           |   |               |       |           |   |              |       | 93         | A | Seton Hall | 61 80 | 155                      | A | Northeastern   | 43 63 |
|                           |   |               |       |           |   |              |       |            |   |            |       | 170                      | A | Lehigh         | 53 56 |
|                           |   |               |       |           |   |              |       |            |   |            |       | 181                      | N | New Hampshire  | 61 71 |
|                           |   |               |       |           |   |              |       |            |   |            |       | 182                      | A | Marist         | 63 71 |
|                           |   |               |       |           |   |              |       |            |   |            |       | 193                      | A | Siena          | 40 51 |
|                           |   |               |       |           |   |              |       |            |   |            |       | 198                      | A | Boston College | 66 58 |
|                           |   |               |       |           |   |              |       |            |   |            |       | 217                      | H | Richmond       | 67 72 |
|                           |   |               |       |           |   |              |       |            |   |            |       | 227                      | H | Niagara        | 59 53 |
|                           |   |               |       |           |   |              |       |            |   |            |       | 261                      | H | Mt. St. Mary's | 76 65 |
|                           |   |               |       |           |   |              |       |            |   |            |       | 264                      | A | Rider          | 68 57 |
|                           |   |               |       |           |   |              |       |            |   |            |       | 264                      | H | Rider          | 45 61 |
|                           |   |               |       |           |   |              |       |            |   |            |       | 290                      | A | Canisius       | 56 52 |
|                           |   |               |       |           |   |              |       |            |   |            |       | 297                      | H | Monmouth       | 61 55 |
|                           |   |               |       |           |   |              |       |            |   |            |       | 331                      | A | Rhode Island   | 47 62 |
|                           |   |               |       |           |   |              |       |            |   |            |       | 343                      | H | Saint Peter's  | 62 41 |
|                           |   |               |       |           |   |              |       |            |   |            |       | 348                      | H | UMass Lowell   | 78 67 |
| -----                     |   |               |       |           |   |              |       |            |   |            |       |                          |   |                |       |
| LAST 12 Division I GAMES: |   |               |       |           |   |              |       |            |   |            |       |                          |   |                |       |
| 264                       | A | Rider         | 68 57 | 297       | H | Monmouth     | 61 55 |            |   |            |       |                          |   |                |       |
| 193                       | A | Siena         | 40 51 | 227       | H | Niagara      | 59 53 |            |   |            |       |                          |   |                |       |
| 55                        | A | Quinnipiac    | 45 77 | 290       | A | Canisius     | 56 52 |            |   |            |       |                          |   |                |       |
| 343                       | H | Saint Peter's | 62 41 | 93        | A | Seton Hall   | 61 80 |            |   |            |       |                          |   |                |       |
| 182                       | A | Marist        | 63 71 | 331       | A | Rhode Island | 47 62 |            |   |            |       |                          |   |                |       |
| 264                       | H | Rider         | 45 61 | 22        | H | Villanova    | 44 73 |            |   |            |       |                          |   |                |       |

Non-Div I Games:

Fairfield



|                       |                 |                   |                |                      |                           |          |          |           |               |
|-----------------------|-----------------|-------------------|----------------|----------------------|---------------------------|----------|----------|-----------|---------------|
| Average RPI Win: 299  | WON-LOST RECORD | WINNING PCT. RANK | LAST 10 GAMES  | STRENGTH OF SCHEDULE | OPP. STRENGTH OF SCHEDULE | TEAM RPI | ADJ. RPI | CONF. RPI | ADJ CONF. RPI |
| Average RPI Loss: 190 |                 |                   |                |                      |                           |          |          |           |               |
| DIV. I ONLY           | 12- 7           | 102               | 6- 4           | 348                  | 331                       | 265      | 265      | 29        | 29            |
| DIV. I NON-CONF.      | 7- 3            | 74                | 2- 1           | 348                  | 326                       | 263      | 263      | 29        | 29            |
| -----                 |                 |                   |                |                      |                           |          |          |           |               |
| TOTALS                | RPI 1-25        | RPI 26-50         | W-L RECORDS    | RPI 51-100           | RPI 101-999               | RPI 201+ |          |           |               |
| 12- 7                 | 0- 1            | 0- 0              | OVERALL        | 0- 0                 | 12- 6                     | 11- 4    |          |           |               |
| 7- 4                  | 0- 0            | 0- 0              | HOME           | 0- 0                 | 7- 4                      | 6- 2     |          |           |               |
| 5- 3                  | 0- 1            | 0- 0              | AWAY           | 0- 0                 | 5- 2                      | 5- 2     |          |           |               |
| 0- 0                  | 0- 0            | 0- 0              | NEUTRAL        | 0- 0                 | 0- 0                      | 0- 0     |          |           |               |
| 7- 3                  | 0- 1            | 0- 0              | NON-CONFERENCE | 0- 0                 | 7- 2                      | 6- 2     |          |           |               |
| 5- 1                  | 0- 0            | 0- 0              | HOME           | 0- 0                 | 5- 1                      | 4- 1     |          |           |               |
| 2- 2                  | 0- 1            | 0- 0              | AWAY           | 0- 0                 | 2- 1                      | 2- 1     |          |           |               |
| 0- 0                  | 0- 0            | 0- 0              | NEUTRAL        | 0- 0                 | 0- 0                      | 0- 0     |          |           |               |
| 5- 4                  | 0- 0            | 0- 0              | CONFERENCE     | 0- 0                 | 5- 4                      | 5- 2     |          |           |               |
| 2- 3                  | 0- 0            | 0- 0              | HOME           | 0- 0                 | 2- 3                      | 2- 1     |          |           |               |
| 3- 1                  | 0- 0            | 0- 0              | AWAY           | 0- 0                 | 3- 1                      | 3- 1     |          |           |               |
| 0- 0                  | 0- 0            | 0- 0              | NEUTRAL        | 0- 0                 | 0- 0                      | 0- 0     |          |           |               |

| RPI 1-25                  |   |                      |        | RPI 26-50 |   |                    |        | RPI 51-100 |   |          |       | RPI 101+ Team's RPI : 265 |   |                      |       |
|---------------------------|---|----------------------|--------|-----------|---|--------------------|--------|------------|---|----------|-------|---------------------------|---|----------------------|-------|
| RPI                       | S | Opponent             | Score  | RPI       | S | Opponent           | Score  | RPI        | S | Opponent | Score | RPI                       | S | Opponent             | Score |
| 18                        | A | Rutgers              | 35 101 |           |   |                    |        |            |   |          |       | 145                       | H | Saint Francis (PA)   | 56 80 |
|                           |   |                      |        |           |   |                    |        |            |   |          |       | 158                       | H | Robert Morris        | 68 77 |
|                           |   |                      |        |           |   |                    |        |            |   |          |       | 188                       | H | Army West Point      | 58 56 |
|                           |   |                      |        |           |   |                    |        |            |   |          |       | 226                       | H | Stony Brook          | 51 56 |
|                           |   |                      |        |           |   |                    |        |            |   |          |       | 249                       | A | Howard               | 65 68 |
|                           |   |                      |        |           |   |                    |        |            |   |          |       | 260                       | H | Sacred Heart         | 69 59 |
|                           |   |                      |        |           |   |                    |        |            |   |          |       | 261                       | A | Mt. St. Mary's       | 52 55 |
|                           |   |                      |        |           |   |                    |        |            |   |          |       | 269                       | H | Colgate              | 61 51 |
|                           |   |                      |        |           |   |                    |        |            |   |          |       | 272                       | A | LIU Brooklyn         | 61 49 |
|                           |   |                      |        |           |   |                    |        |            |   |          |       | 274                       | H | Bryant               | 48 65 |
|                           |   |                      |        |           |   |                    |        |            |   |          |       | 279                       | A | St. Francis Brooklyn | 70 62 |
|                           |   |                      |        |           |   |                    |        |            |   |          |       | 297                       | H | Monmouth             | 78 61 |
|                           |   |                      |        |           |   |                    |        |            |   |          |       | 311                       | H | Central Conn. St.    | 78 49 |
|                           |   |                      |        |           |   |                    |        |            |   |          |       | 326                       | A | Wagner               | 74 64 |
|                           |   |                      |        |           |   |                    |        |            |   |          |       | 343                       | H | Saint Peter's        | 69 59 |
|                           |   |                      |        |           |   |                    |        |            |   |          |       | 344                       | A | NJIT                 | 74 70 |
|                           |   |                      |        |           |   |                    |        |            |   |          |       | 348                       | H | UMass Lowell         | 60 51 |
|                           |   |                      |        |           |   |                    |        |            |   |          |       | 349                       | A | Longwood             | 72 52 |
| LAST 12 Division I GAMES: |   |                      |        |           |   |                    |        |            |   |          |       |                           |   |                      |       |
| 272                       | A | LIU Brooklyn         | 61 49  | 326       | A | Wagner             | 74 64  |            |   |          |       |                           |   |                      |       |
| 279                       | A | St. Francis Brooklyn | 70 62  | 145       | H | Saint Francis (PA) | 56 80  |            |   |          |       |                           |   |                      |       |
| 260                       | H | Sacred Heart         | 69 59  | 158       | H | Robert Morris      | 68 77  |            |   |          |       |                           |   |                      |       |
| 311                       | H | Central Conn. St.    | 78 49  | 343       | H | Saint Peter's      | 69 59  |            |   |          |       |                           |   |                      |       |
| 274                       | H | Bryant               | 48 65  | 18        | A | Rutgers            | 35 101 |            |   |          |       |                           |   |                      |       |
| 261                       | A | Mt. St. Mary's       | 52 55  | 348       | H | UMass Lowell       | 60 51  |            |   |          |       |                           |   |                      |       |



|                   |          |           |                |            |             |               |      |      |       |           |
|-------------------|----------|-----------|----------------|------------|-------------|---------------|------|------|-------|-----------|
| Average RPI Win:  | 259      | WON-LOST  | WINNING        | LAST 10    | STRENGTH OF | OPP. STRENGTH | TEAM | ADJ. | CONF. | ADJ CONF. |
| Average RPI Loss: | 123      | RECORD    | PCT. RANK      | GAMES      | SCHEDULE    | OF SCHEDULE   | RPI  | RPI  | RPI   | RPI       |
| DIV. I ONLY       | 10- 8    | 141       | 6- 4           | 182        | 273         | 179           | 179  | 18   | 18    |           |
| DIV. I NON-CONF.  | 6- 5     | 153       | 4- 1           | 287        | 247         | 230           | 230  | 19   | 19    |           |
| -----             |          |           |                |            |             |               |      |      |       |           |
| TOTALS            | RPI 1-25 | RPI 26-50 | W-L RECORDS    | RPI 51-100 | RPI 101-999 | RPI 201+      |      |      |       |           |
| 10- 8             | 0- 0     | 0- 0      | OVERALL        | 0- 3       | 10- 5       | 8- 1          |      |      |       |           |
| 7- 3              | 0- 0     | 0- 0      | HOME           | 0- 1       | 7- 2        | 5- 1          |      |      |       |           |
| 3- 4              | 0- 0     | 0- 0      | AWAY           | 0- 2       | 3- 2        | 3- 0          |      |      |       |           |
| 0- 1              | 0- 0     | 0- 0      | NEUTRAL        | 0- 0       | 0- 1        | 0- 0          |      |      |       |           |
| 6- 5              | 0- 0     | 0- 0      | NON-CONFERENCE | 0- 2       | 6- 3        | 6- 1          |      |      |       |           |
| 4- 2              | 0- 0     | 0- 0      | HOME           | 0- 1       | 4- 1        | 4- 1          |      |      |       |           |
| 2- 2              | 0- 0     | 0- 0      | AWAY           | 0- 1       | 2- 1        | 2- 0          |      |      |       |           |
| 0- 1              | 0- 0     | 0- 0      | NEUTRAL        | 0- 0       | 0- 1        | 0- 0          |      |      |       |           |
| 4- 3              | 0- 0     | 0- 0      | CONFERENCE     | 0- 1       | 4- 2        | 2- 0          |      |      |       |           |
| 3- 1              | 0- 0     | 0- 0      | HOME           | 0- 0       | 3- 1        | 1- 0          |      |      |       |           |
| 1- 2              | 0- 0     | 0- 0      | AWAY           | 0- 1       | 1- 1        | 1- 0          |      |      |       |           |
| 0- 0              | 0- 0     | 0- 0      | NEUTRAL        | 0- 0       | 0- 0        | 0- 0          |      |      |       |           |

| RPI 1-25                  |   |          |       | RPI 26-50 |   |                |       | RPI 51-100 |   |               |       | RPI 101+ Team's RPI: 179 |   |                      |       |
|---------------------------|---|----------|-------|-----------|---|----------------|-------|------------|---|---------------|-------|--------------------------|---|----------------------|-------|
| RPI                       | S | Opponent | Score | RPI       | S | Opponent       | Score | RPI        | S | Opponent      | Score | RPI                      | S | Opponent             | Score |
|                           |   |          |       |           |   |                |       | 56         | A | Nebraska      | 69 86 | 109                      | H | Ri ce                | 53 67 |
|                           |   |          |       |           |   |                |       | 62         | H | Mercer        | 55 66 | 115                      | A | UTEP                 | 70 75 |
|                           |   |          |       |           |   |                |       | 84         | A | UAB           | 57 90 | 115                      | H | UTEP                 | 72 66 |
|                           |   |          |       |           |   |                |       |            |   |               |       | 127                      | A | Colorado             | 69 76 |
|                           |   |          |       |           |   |                |       |            |   |               |       | 156                      | N | Bowling Green        | 55 66 |
|                           |   |          |       |           |   |                |       |            |   |               |       | 189                      | H | Louisiana Tech       | 86 72 |
|                           |   |          |       |           |   |                |       |            |   |               |       | 230                      | H | North Florida        | 83 75 |
|                           |   |          |       |           |   |                |       |            |   |               |       | 250                      | H | UMKC                 | 65 55 |
|                           |   |          |       |           |   |                |       |            |   |               |       | 253                      | A | Indiana St.          | 66 58 |
|                           |   |          |       |           |   |                |       |            |   |               |       | 275                      | H | Grand Canyon         | 73 77 |
|                           |   |          |       |           |   |                |       |            |   |               |       | 279                      | H | St. Francis Brooklyn | 80 60 |
|                           |   |          |       |           |   |                |       |            |   |               |       | 314                      | H | Delaware St.         | 90 67 |
|                           |   |          |       |           |   |                |       |            |   |               |       | 315                      | A | Georgia St.          | 82 50 |
|                           |   |          |       |           |   |                |       |            |   |               |       | 316                      | A | UTSA                 | 99 65 |
|                           |   |          |       |           |   |                |       |            |   |               |       | 325                      | H | Marshall             | 79 59 |
| -----                     |   |          |       |           |   |                |       |            |   |               |       |                          |   |                      |       |
| LAST 12 Division I GAMES: |   |          |       |           |   |                |       |            |   |               |       |                          |   |                      |       |
|                           |   |          |       | 84        | A | UAB            | 57 90 | 325        | H | Marshall      | 79 59 |                          |   |                      |       |
|                           |   |          |       | 316       | A | UTSA           | 99 65 | 250        | H | UMKC          | 65 55 |                          |   |                      |       |
|                           |   |          |       | 189       | H | Louisiana Tech | 86 72 | 314        | H | Delaware St.  | 90 67 |                          |   |                      |       |
|                           |   |          |       | 115       | A | UTEP           | 70 75 | 56         | A | Nebraska      | 69 86 |                          |   |                      |       |
|                           |   |          |       | 109       | H | Ri ce          | 53 67 | 315        | A | Georgia St.   | 82 50 |                          |   |                      |       |
|                           |   |          |       | 115       | H | UTEP           | 72 66 | 230        | H | North Florida | 83 75 |                          |   |                      |       |

Non-Div I Games:

Fla. Atlantic



|                   |          |           |                |            |             |               |      |      |       |           |
|-------------------|----------|-----------|----------------|------------|-------------|---------------|------|------|-------|-----------|
| Average RPI Win:  | 205      | WON-LOST  | WINNING        | LAST 10    | STRENGTH OF | OPP. STRENGTH | TEAM | ADJ. | CONF. | ADJ CONF. |
| Average RPI Loss: | 78       | RECORD    | PCT. RANK      | GAMES      | SCHEDULE    | OF SCHEDULE   | RPI  | RPI  | RPI   | RPI       |
| DIV. I ONLY       | 10- 12   | 206       | 3- 7           | 102        | 59          | 172           | 172  | 2    | 2     |           |
| DIV. I NON-CONF.  | 8- 5     | 111       | 2- 1           | 230        | 123         | 195           | 195  | 2    | 2     |           |
| -----             |          |           |                |            |             |               |      |      |       |           |
| TOTALS            | RPI 1-25 | RPI 26-50 | W-L RECORDS    | RPI 51-100 | RPI 101-999 | RPI 201+      |      |      |       |           |
| 10- 12            | 0- 4     | 1- 1      | OVERALL        | 1- 3       | 8- 4        | 5- 1          |      |      |       |           |
| 6- 8              | 0- 3     | 0- 1      | HOME           | 0- 3       | 6- 1        | 3- 1          |      |      |       |           |
| 2- 3              | 0- 1     | 1- 0      | AWAY           | 1- 0       | 0- 2        | 0- 0          |      |      |       |           |
| 2- 1              | 0- 0     | 0- 0      | NEUTRAL        | 0- 0       | 2- 1        | 2- 0          |      |      |       |           |
| 8- 5              | 0- 2     | 1- 0      | NON-CONFERENCE | 0- 1       | 7- 2        | 5- 1          |      |      |       |           |
| 5- 4              | 0- 2     | 0- 0      | HOME           | 0- 1       | 5- 1        | 3- 1          |      |      |       |           |
| 1- 0              | 0- 0     | 1- 0      | AWAY           | 0- 0       | 0- 0        | 0- 0          |      |      |       |           |
| 2- 1              | 0- 0     | 0- 0      | NEUTRAL        | 0- 0       | 2- 1        | 2- 0          |      |      |       |           |
| 2- 7              | 0- 2     | 0- 1      | CONFERENCE     | 1- 2       | 1- 2        | 0- 0          |      |      |       |           |
| 1- 4              | 0- 1     | 0- 1      | HOME           | 0- 2       | 1- 0        | 0- 0          |      |      |       |           |
| 1- 3              | 0- 1     | 0- 0      | AWAY           | 1- 0       | 0- 2        | 0- 0          |      |      |       |           |
| 0- 0              | 0- 0     | 0- 0      | NEUTRAL        | 0- 0       | 0- 0        | 0- 0          |      |      |       |           |

| RPI                       | S | Opponent        | Score  | RPI | S | Opponent       | Score | RPI | S | Opponent    | Score | RPI | S | Opponent       | Score | Team's RPI: 172 |
|---------------------------|---|-----------------|--------|-----|---|----------------|-------|-----|---|-------------|-------|-----|---|----------------|-------|-----------------|
| 3                         | A | Mississippi St. | 53 90  | 27  | H | LSU            | 59 66 | 85  | H | Alabama     | 54 63 | 105 | A | Auburn         | 55 84 |                 |
| 6                         | H | Ohio St.        | 77 103 | 36  | A | Oklahoma       | 80 61 | 94  | H | Chattanooga | 60 65 | 108 | H | Jacksonville   | 69 59 |                 |
| 7                         | H | Florida St.     | 54 84  |     |   |                |       | 98  | H | Kentucky    | 53 56 | 120 | A | Ole Miss       | 75 78 |                 |
| 17                        | H | Georgia         | 57 66  |     |   |                |       | 100 | A | Arkansas    | 65 51 | 120 | H | Ole Miss       | 61 60 |                 |
|                           |   |                 |        |     |   |                |       |     |   |             |       | 169 | N | Stetson        | 71 85 |                 |
|                           |   |                 |        |     |   |                |       |     |   |             |       | 176 | H | Saint Joseph's | 71 51 |                 |
|                           |   |                 |        |     |   |                |       |     |   |             |       | 210 | H | Arkansas St.   | 69 70 |                 |
|                           |   |                 |        |     |   |                |       |     |   |             |       | 217 | N | Richmond       | 87 80 |                 |
|                           |   |                 |        |     |   |                |       |     |   |             |       | 314 | H | Delaware St.   | 85 51 |                 |
|                           |   |                 |        |     |   |                |       |     |   |             |       | 315 | H | Georgia St.    | 82 66 |                 |
|                           |   |                 |        |     |   |                |       |     |   |             |       | 325 | H | Marshall       | 74 69 |                 |
|                           |   |                 |        |     |   |                |       |     |   |             |       | 336 | N | Savannah St.   | 90 40 |                 |
| LAST 12 Division I GAMES: |   |                 |        |     |   |                |       |     |   |             |       |     |   |                |       |                 |
| 17                        | H | Georgia         | 57 66  | 120 | A | Ole Miss       | 75 78 |     |   |             |       |     |   |                |       |                 |
| 3                         | A | Mississippi St. | 53 90  | 85  | H | Alabama        | 54 63 |     |   |             |       |     |   |                |       |                 |
| 120                       | H | Ole Miss        | 61 60  | 105 | A | Auburn         | 55 84 |     |   |             |       |     |   |                |       |                 |
| 100                       | A | Arkansas        | 65 51  | 314 | H | Delaware St.   | 85 51 |     |   |             |       |     |   |                |       |                 |
| 27                        | H | LSU             | 59 66  | 176 | H | Saint Joseph's | 71 51 |     |   |             |       |     |   |                |       |                 |
| 98                        | H | Kentucky        | 53 56  | 94  | H | Chattanooga    | 60 65 |     |   |             |       |     |   |                |       |                 |

Non-Div I Games:

Florida



|                   |          |           |                |            |             |               |      |      |       |           |
|-------------------|----------|-----------|----------------|------------|-------------|---------------|------|------|-------|-----------|
| Average RPI Win:  | 295      | WON-LOST  | WINNING        | LAST 10    | STRENGTH OF | OPP. STRENGTH | TEAM | ADJ. | CONF. | ADJ CONF. |
| Average RPI Loss: | 217      | RECORD    | PCT. RANK      | GAMES      | SCHEDULE    | OF SCHEDULE   | RPI  | RPI  | RPI   | RPI       |
| DIV. I ONLY       | 3- 17    | 319       | 2- 8           | 330        | 291         | 337           | 337  | 31   | 31    |           |
| DIV. I NON-CONF.  | 1- 11    | 331       | 0- 4           | 318        | 225         | 340           | 340  | 31   | 31    |           |
| -----             |          |           |                |            |             |               |      |      |       |           |
| TOTALS            | RPI 1-25 | RPI 26-50 | W-L RECORDS    | RPI 51-100 | RPI 101-999 | RPI 201+      |      |      |       |           |
| 3- 17             | 0- 0     | 0- 0      | OVERALL        | 0- 2       | 3- 15       | 3- 12         |      |      |       |           |
| 2- 3              | 0- 0     | 0- 0      | HOME           | 0- 0       | 2- 3        | 2- 3          |      |      |       |           |
| 1- 13             | 0- 0     | 0- 0      | AWAY           | 0- 2       | 1- 11       | 1- 8          |      |      |       |           |
| 0- 1              | 0- 0     | 0- 0      | NEUTRAL        | 0- 0       | 0- 1        | 0- 1          |      |      |       |           |
| 1- 11             | 0- 0     | 0- 0      | NON-CONFERENCE | 0- 2       | 1- 9        | 1- 7          |      |      |       |           |
| 0- 2              | 0- 0     | 0- 0      | HOME           | 0- 0       | 0- 2        | 0- 2          |      |      |       |           |
| 1- 8              | 0- 0     | 0- 0      | AWAY           | 0- 2       | 1- 6        | 1- 4          |      |      |       |           |
| 0- 1              | 0- 0     | 0- 0      | NEUTRAL        | 0- 0       | 0- 1        | 0- 1          |      |      |       |           |
| 2- 6              | 0- 0     | 0- 0      | CONFERENCE     | 0- 0       | 2- 6        | 2- 5          |      |      |       |           |
| 2- 1              | 0- 0     | 0- 0      | HOME           | 0- 0       | 2- 1        | 2- 1          |      |      |       |           |
| 0- 5              | 0- 0     | 0- 0      | AWAY           | 0- 0       | 0- 5        | 0- 4          |      |      |       |           |
| 0- 0              | 0- 0     | 0- 0      | NEUTRAL        | 0- 0       | 0- 0        | 0- 0          |      |      |       |           |

| RPI 1-25                  |   |                 |       | RPI 26-50 |     |          |                | RPI 51-100 |    |            |       | RPI 101+ Team's RPI: 337 |     |          |                    |    |    |
|---------------------------|---|-----------------|-------|-----------|-----|----------|----------------|------------|----|------------|-------|--------------------------|-----|----------|--------------------|----|----|
| RPI                       | S | Opponent        | Score | RPI       | S   | Opponent | Score          | RPI        | S  | Opponent   | Score | RPI                      | S   | Opponent | Score              |    |    |
|                           |   |                 |       |           |     |          |                | 77         | A  | Kansas St. | 57    | 81                       | 103 | A        | Mi ami (OH)        | 33 | 73 |
|                           |   |                 |       |           |     |          |                | 85         | A  | Al abama   | 55    | 91                       | 148 | A        | Bethune-Cookman    | 42 | 44 |
|                           |   |                 |       |           |     |          |                |            |    |            |       |                          | 197 | A        | Xavi er            | 52 | 70 |
|                           |   |                 |       |           |     |          |                |            |    |            |       |                          | 205 | A        | Hampton            | 65 | 66 |
|                           |   |                 |       |           |     |          |                |            |    |            |       |                          | 206 | A        | Norfol k St.       | 49 | 70 |
|                           |   |                 |       |           |     |          |                |            |    |            |       |                          | 213 | A        | Eastern Mi ch.     | 61 | 83 |
|                           |   |                 |       |           |     |          |                |            |    |            |       |                          | 230 | H        | North Flori da     | 68 | 77 |
|                           |   |                 |       |           |     |          |                |            |    |            |       |                          | 232 | A        | Texas Tech         | 63 | 82 |
|                           |   |                 |       |           |     |          |                |            |    |            |       |                          | 235 | A        | Omaha              | 73 | 78 |
|                           |   |                 |       |           |     |          |                |            |    |            |       |                          | 249 | H        | Howard             | 74 | 59 |
|                           |   |                 |       |           |     |          |                |            |    |            |       |                          | 260 | H        | Sacred Heart       | 68 | 73 |
|                           |   |                 |       |           |     |          |                |            |    |            |       |                          | 262 | N        | A&M-Corpus Christi | 55 | 58 |
|                           |   |                 |       |           |     |          |                |            |    |            |       |                          | 285 | A        | Morgan St.         | 56 | 61 |
|                           |   |                 |       |           |     |          |                |            |    |            |       |                          | 302 | A        | Coppi n St.        | 56 | 62 |
|                           |   |                 |       |           |     |          |                |            |    |            |       |                          | 314 | H        | Del aware St.      | 59 | 54 |
|                           |   |                 |       |           |     |          |                |            |    |            |       |                          | 317 | A        | UTRGV              | 38 | 51 |
|                           |   |                 |       |           |     |          |                |            |    |            |       |                          | 323 | A        | Western Caro.      | 80 | 63 |
|                           |   |                 |       |           |     |          |                |            |    |            |       |                          | 336 | H        | Savannah St.       | 47 | 65 |
| LAST 12 Division I GAMES: |   |                 |       |           |     |          |                |            |    |            |       |                          |     |          |                    |    |    |
| 336                       | H | Savannah St.    | 47    | 65        | 285 | A        | Morgan St.     | 56         | 61 |            |       |                          |     |          |                    |    |    |
| 206                       | A | Norfol k St.    | 49    | 70        | 249 | H        | Howard         | 74         | 59 |            |       |                          |     |          |                    |    |    |
| 205                       | A | Hampton         | 65    | 66        | 85  | A        | Al abama       | 55         | 91 |            |       |                          |     |          |                    |    |    |
| 314                       | H | Del aware St.   | 59    | 54        | 197 | A        | Xavi er        | 52         | 70 |            |       |                          |     |          |                    |    |    |
| 148                       | A | Bethune-Cookman | 42    | 44        | 103 | A        | Mi ami (OH)    | 33         | 73 |            |       |                          |     |          |                    |    |    |
| 302                       | A | Coppi n St.     | 56    | 62        | 230 | H        | North Flori da | 68         | 77 |            |       |                          |     |          |                    |    |    |

Non-Div I Games: Lynn 74 37

Florida A&amp;M



| Average RPI      |      | Win: 121 | WON-LOST RECORD | WINNING PCT. RANK | LAST 10 GAMES | STRENGTH OF SCHEDULE | OPP. STRENGTH OF SCHEDULE | TEAM RPI    | ADJ. RPI | CONF. RPI | ADJ. CONF. RPI |
|------------------|------|----------|-----------------|-------------------|---------------|----------------------|---------------------------|-------------|----------|-----------|----------------|
| Loss: 15         |      |          |                 |                   |               |                      |                           |             |          |           |                |
| DIV. I ONLY      |      |          | 18- 4           | 18                | 7- 3          | 8                    | 41                        | 7           | 7        | 1         | 1              |
| DIV. I NON-CONF. |      |          | 12- 1           | 6                 | 2- 1          | 47                   | 94                        | 7           | 7        | 1         | 1              |
| TOTALS           |      | RPI 1-25 |                 | RPI 26-50         |               | W-L RECORDS          | RPI 51-100                | RPI 101-999 |          | RPI 201+  |                |
| 18- 4            | 1- 3 |          |                 | 3- 1              |               | OVERALL              | 4- 0                      | 10- 0       |          | 3- 0      |                |
| 9- 1             | 0- 1 |          |                 | 1- 0              |               | HOME                 | 3- 0                      | 5- 0        |          | 2- 0      |                |
| 9- 3             | 1- 2 |          |                 | 2- 1              |               | AWAY                 | 1- 0                      | 5- 0        |          | 1- 0      |                |
| 0- 0             | 0- 0 |          |                 | 0- 0              |               | NEUTRAL              | 0- 0                      | 0- 0        |          | 0- 0      |                |
| 12- 1            | 0- 1 |          |                 | 3- 0              |               | NON-CONFERENCE       | 1- 0                      | 8- 0        |          | 3- 0      |                |
| 6- 0             | 0- 0 |          |                 | 1- 0              |               | HOME                 | 0- 0                      | 5- 0        |          | 2- 0      |                |
| 6- 1             | 0- 1 |          |                 | 2- 0              |               | AWAY                 | 1- 0                      | 3- 0        |          | 1- 0      |                |
| 0- 0             | 0- 0 |          |                 | 0- 0              |               | NEUTRAL              | 0- 0                      | 0- 0        |          | 0- 0      |                |
| 6- 3             | 1- 2 |          |                 | 0- 1              |               | CONFERENCE           | 3- 0                      | 2- 0        |          | 0- 0      |                |
| 3- 1             | 0- 1 |          |                 | 0- 0              |               | HOME                 | 3- 0                      | 0- 0        |          | 0- 0      |                |
| 3- 2             | 1- 1 |          |                 | 0- 1              |               | AWAY                 | 0- 0                      | 2- 0        |          | 0- 0      |                |
| 0- 0             | 0- 0 |          |                 | 0- 0              |               | NEUTRAL              | 0- 0                      | 0- 0        |          | 0- 0      |                |

| RPI 1-25                  |   |               |        | RPI 26-50 |   |                |        | RPI 51-100 |   |                |        | RPI 101+ |   |                  |       |
|---------------------------|---|---------------|--------|-----------|---|----------------|--------|------------|---|----------------|--------|----------|---|------------------|-------|
| RPI                       | S | Opponent      | Score  | RPI       | S | Opponent       | Score  | RPI        | S | Opponent       | Score  | RPI      | S | Opponent         | Score |
| 2                         | H | Notre Dame    | 69 100 | 26        | A | Iowa           | 94 93  | 61         | H | Miami (FL)     | 105 67 | 102      | A | Wake Forest      | 81 79 |
| 4                         | A | Louisville    | 50 49  | 28        | H | Arizona St.    | 77 66  | 64         | H | Virginia Tech  | 107 62 | 108      | H | Jacksonville     | 82 50 |
| 11                        | A | Texas         | 72 87  | 35        | A | Syracuse       | 69 76  | 82         | H | North Carolina | 103 65 | 135      | A | Clemson          | 69 47 |
| 13                        | A | NC State      | 56 65  | 45        | A | Creighton      | 92 82  | 90         | A | James Madison  | 79 63  | 166      | A | Jacksonville St. | 75 51 |
| LAST 12 Division I GAMES: |   |               |        |           |   |                |        |            |   |                |        |          |   |                  |       |
| 13                        | A | NC State      | 56 65  | 35        | A | Syracuse       | 69 76  |            |   |                |        |          |   |                  |       |
| 2                         | H | Notre Dame    | 69 100 | 135       | A | Clemson        | 69 47  |            |   |                |        |          |   |                  |       |
| 4                         | A | Louisville    | 50 49  | 82        | H | North Carolina | 103 65 |            |   |                |        |          |   |                  |       |
| 102                       | A | Wake Forest   | 81 79  | 108       | H | Jacksonville   | 82 50  |            |   |                |        |          |   |                  |       |
| 64                        | H | Virginia Tech | 107 62 | 45        | A | Creighton      | 92 82  |            |   |                |        |          |   |                  |       |
| 61                        | H | Miami (FL)    | 105 67 | 11        | A | Texas          | 72 87  |            |   |                |        |          |   |                  |       |

Non-Div I Games:

Fl ori da St.



|                   |          |           |                |            |             |               |      |      |       |           |
|-------------------|----------|-----------|----------------|------------|-------------|---------------|------|------|-------|-----------|
| Average RPI Win:  | 177      | WON-LOST  | WINNING        | LAST 10    | STRENGTH OF | OPP. STRENGTH | TEAM | ADJ. | CONF. | ADJ CONF. |
| Average RPI Loss: | 81       | RECORD    | PCT. RANK      | GAMES      | SCHEDULE    | OF SCHEDULE   | RPI  | RPI  | RPI   | RPI       |
| DIV. I ONLY       | 17- 6    | 52        | 8- 2           | 130        | 103         | 68            | 68   | 13   | 13    |           |
| DIV. I NON-CONF.  | 9- 4     | 82        | 2- 0           | 115        | 65          | 68            | 68   | 10   | 10    |           |
| -----             |          |           |                |            |             |               |      |      |       |           |
| TOTALS            | RPI 1-25 | RPI 26-50 | W-L RECORDS    | RPI 51-100 | RPI 101-999 | RPI 201+      |      |      |       |           |
| 17- 6             | 0- 1     | 1- 1      | OVERALL        | 3- 3       | 13- 1       | 7- 0          |      |      |       |           |
| 11- 2             | 0- 1     | 1- 1      | HOME           | 2- 0       | 8- 0        | 3- 0          |      |      |       |           |
| 6- 4              | 0- 0     | 0- 0      | AWAY           | 1- 3       | 5- 1        | 4- 0          |      |      |       |           |
| 0- 0              | 0- 0     | 0- 0      | NEUTRAL        | 0- 0       | 0- 0        | 0- 0          |      |      |       |           |
| 9- 4              | 0- 1     | 1- 0      | NON-CONFERENCE | 2- 2       | 6- 1        | 3- 0          |      |      |       |           |
| 7- 1              | 0- 1     | 1- 0      | HOME           | 1- 0       | 5- 0        | 2- 0          |      |      |       |           |
| 2- 3              | 0- 0     | 0- 0      | AWAY           | 1- 2       | 1- 1        | 1- 0          |      |      |       |           |
| 0- 0              | 0- 0     | 0- 0      | NEUTRAL        | 0- 0       | 0- 0        | 0- 0          |      |      |       |           |
| 8- 2              | 0- 0     | 0- 1      | CONFERENCE     | 1- 1       | 7- 0        | 4- 0          |      |      |       |           |
| 4- 1              | 0- 0     | 0- 1      | HOME           | 1- 0       | 3- 0        | 1- 0          |      |      |       |           |
| 4- 1              | 0- 0     | 0- 0      | AWAY           | 0- 1       | 4- 0        | 3- 0          |      |      |       |           |
| 0- 0              | 0- 0     | 0- 0      | NEUTRAL        | 0- 0       | 0- 0        | 0- 0          |      |      |       |           |

| RPI 1-25                  |   |          |       | RPI 26-50 |   |                 |       | RPI 51-100 |   |                   |       | RPI 101+ |   |                   |       |
|---------------------------|---|----------|-------|-----------|---|-----------------|-------|------------|---|-------------------|-------|----------|---|-------------------|-------|
| RPI                       | S | Opponent | Score | RPI       | S | Opponent        | Score | RPI        | S | Opponent          | Score | RPI      | S | Opponent          | Score |
| 10                        | H | UCLA     | 30 67 | 39        | H | Northern Colo.  | 48 33 | 60         | A | St. John's (NY)   | 67 64 | 107      | A | George Mason      | 67 62 |
|                           |   |          |       | 41        | H | Dayton          | 62 63 | 66         | A | Albany (NY)       | 52 59 | 114      | H | George Washington | 61 50 |
|                           |   |          |       |           |   |                 |       | 67         | H | UC Davis          | 70 62 | 138      | H | Hartford          | 69 44 |
|                           |   |          |       |           |   |                 |       | 80         | A | Penn St.          | 60 65 | 140      | H | Pittsburgh        | 58 55 |
|                           |   |          |       |           |   |                 |       | 91         | A | Saint Louis       | 85 91 | 141      | H | Bucknell          | 71 62 |
|                           |   |          |       |           |   |                 |       | 91         | H | Saint Louis       | 66 63 | 151      | H | Davidson          | 66 58 |
|                           |   |          |       |           |   |                 |       |            |   |                   |       | 198      | A | Boston College    | 52 55 |
|                           |   |          |       |           |   |                 |       |            |   |                   |       | 217      | A | Richmond          | 43 38 |
|                           |   |          |       |           |   |                 |       |            |   |                   |       | 234      | H | St. Bonaventure   | 72 48 |
|                           |   |          |       |           |   |                 |       |            |   |                   |       | 244      | A | Manhattan         | 54 48 |
|                           |   |          |       |           |   |                 |       |            |   |                   |       | 294      | A | Massachusetts     | 62 51 |
|                           |   |          |       |           |   |                 |       |            |   |                   |       | 307      | A | VCU               | 64 54 |
|                           |   |          |       |           |   |                 |       |            |   |                   |       | 332      | H | UMBC              | 55 46 |
|                           |   |          |       |           |   |                 |       |            |   |                   |       | 338      | H | Iona              | 78 48 |
| -----                     |   |          |       |           |   |                 |       |            |   |                   |       |          |   |                   |       |
| LAST 12 Division I GAMES: |   |          |       |           |   |                 |       |            |   |                   |       |          |   |                   |       |
|                           |   |          |       | 91        | A | Saint Louis     | 85 91 | 151        | H | Davidson          | 66 58 |          |   |                   |       |
|                           |   |          |       | 107       | A | George Mason    | 67 62 | 91         | H | Saint Louis       | 66 63 |          |   |                   |       |
|                           |   |          |       | 234       | H | St. Bonaventure | 72 48 | 294        | A | Massachusetts     | 62 51 |          |   |                   |       |
|                           |   |          |       | 217       | A | Richmond        | 43 38 | 114        | H | George Washington | 61 50 |          |   |                   |       |
|                           |   |          |       | 41        | H | Dayton          | 62 63 | 67         | H | UC Davis          | 70 62 |          |   |                   |       |
|                           |   |          |       | 307       | A | VCU             | 64 54 | 138        | H | Hartford          | 69 44 |          |   |                   |       |

Non-Div I Games:

Fordham



|                   |          |           |                |            |             |               |      |      |       |           |
|-------------------|----------|-----------|----------------|------------|-------------|---------------|------|------|-------|-----------|
| Average RPI Win:  | 297      | WON-LOST  | WINNING        | LAST 10    | STRENGTH OF | OPP. STRENGTH | TEAM | ADJ. | CONF. | ADJ CONF. |
| Average RPI Loss: | 167      | RECORD    | PCT. RANK      | GAMES      | SCHEDULE    | OF SCHEDULE   | RPI  | RPI  | RPI   | RPI       |
| DIV. I ONLY       | 3- 16    | 316       | 1- 9           | 161        | 286         | 309           | 309  | 14   | 14    |           |
| DIV. I NON-CONF.  | 2- 8     | 290       | 0- 2           | 270        | 317         | 334           | 334  | 16   | 16    |           |
| -----             |          |           |                |            |             |               |      |      |       |           |
| TOTALS            | RPI 1-25 | RPI 26-50 | W-L RECORDS    | RPI 51-100 | RPI 101-999 | RPI 201+      |      |      |       |           |
| 3- 16             | 0- 0     | 0- 2      | OVERALL        | 0- 3       | 3- 11       | 3- 4          |      |      |       |           |
| 3- 5              | 0- 0     | 0- 0      | HOME           | 0- 1       | 3- 4        | 3- 1          |      |      |       |           |
| 0- 11             | 0- 0     | 0- 2      | AWAY           | 0- 2       | 0- 7        | 0- 3          |      |      |       |           |
| 0- 0              | 0- 0     | 0- 0      | NEUTRAL        | 0- 0       | 0- 0        | 0- 0          |      |      |       |           |
| 2- 8              | 0- 0     | 0- 1      | NON-CONFERENCE | 0- 2       | 2- 5        | 2- 3          |      |      |       |           |
| 2- 2              | 0- 0     | 0- 0      | HOME           | 0- 1       | 2- 1        | 2- 1          |      |      |       |           |
| 0- 6              | 0- 0     | 0- 1      | AWAY           | 0- 1       | 0- 4        | 0- 2          |      |      |       |           |
| 0- 0              | 0- 0     | 0- 0      | NEUTRAL        | 0- 0       | 0- 0        | 0- 0          |      |      |       |           |
| 1- 8              | 0- 0     | 0- 1      | CONFERENCE     | 0- 1       | 1- 6        | 1- 1          |      |      |       |           |
| 1- 3              | 0- 0     | 0- 0      | HOME           | 0- 0       | 1- 3        | 1- 0          |      |      |       |           |
| 0- 5              | 0- 0     | 0- 1      | AWAY           | 0- 1       | 0- 3        | 0- 1          |      |      |       |           |
| 0- 0              | 0- 0     | 0- 0      | NEUTRAL        | 0- 0       | 0- 0        | 0- 0          |      |      |       |           |

| RPI 1-25                  |   |          |       | RPI 26-50 |   |                  |        | RPI 51-100 |   |              |       | RPI 101+ |   |                  |        | Team's RPI: 309 |  |
|---------------------------|---|----------|-------|-----------|---|------------------|--------|------------|---|--------------|-------|----------|---|------------------|--------|-----------------|--|
| RPI                       | S | Opponent | Score | RPI       | S | Opponent         | Score  | RPI        | S | Opponent     | Score | RPI      | S | Opponent         | Score  |                 |  |
|                           |   |          |       | 32        | A | Michigan         | 45 77  | 69         | A | South Dakota | 43 85 | 116      | A | Western Ill.     | 44 91  |                 |  |
|                           |   |          |       | 44        | A | South Dakota St. | 49 105 | 76         | A | Belmont      | 42 74 | 116      | H | Western Ill.     | 64 100 |                 |  |
|                           |   |          |       |           |   |                  |        | 96         | H | Milwaukee    | 48 60 | 192      | H | Denver           | 55 73  |                 |  |
|                           |   |          |       |           |   |                  |        |            |   |              |       | 194      | A | Oral Roberts     | 45 66  |                 |  |
|                           |   |          |       |           |   |                  |        |            |   |              |       | 194      | H | Oral Roberts     | 48 73  |                 |  |
|                           |   |          |       |           |   |                  |        |            |   |              |       | 195      | A | Illinois         | 50 64  |                 |  |
|                           |   |          |       |           |   |                  |        |            |   |              |       | 197      | A | Xavier           | 50 62  |                 |  |
|                           |   |          |       |           |   |                  |        |            |   |              |       | 235      | H | Omaha            | 76 65  |                 |  |
|                           |   |          |       |           |   |                  |        |            |   |              |       | 266      | A | North Dakota St. | 56 72  |                 |  |
|                           |   |          |       |           |   |                  |        |            |   |              |       | 273      | A | Coastal Caro.    | 58 67  |                 |  |
|                           |   |          |       |           |   |                  |        |            |   |              |       | 288      | A | Valparaiso       | 50 68  |                 |  |
|                           |   |          |       |           |   |                  |        |            |   |              |       | 310      | H | Loyola Chicago   | 79 70  |                 |  |
|                           |   |          |       |           |   |                  |        |            |   |              |       | 319      | H | Ill.-Chicago     | 51 67  |                 |  |
|                           |   |          |       |           |   |                  |        |            |   |              |       | 345      | H | Eastern Ill.     | 93 77  |                 |  |
| LAST 12 Division I GAMES: |   |          |       |           |   |                  |        |            |   |              |       |          |   |                  |        |                 |  |
|                           |   |          |       | 194       | A | Oral Roberts     | 45 66  |            |   |              |       | 192      | H | Denver           | 55 73  |                 |  |
|                           |   |          |       | 44        | A | South Dakota St. | 49 105 |            |   |              |       | 194      | H | Oral Roberts     | 48 73  |                 |  |
|                           |   |          |       | 266       | A | North Dakota St. | 56 72  |            |   |              |       | 116      | H | Western Ill.     | 64 100 |                 |  |
|                           |   |          |       | 116       | A | Western Ill.     | 44 91  |            |   |              |       | 288      | A | Valparaiso       | 50 68  |                 |  |
|                           |   |          |       | 69        | A | South Dakota     | 43 85  |            |   |              |       | 32       | A | Michigan         | 45 77  |                 |  |
|                           |   |          |       | 235       | H | Omaha            | 76 65  |            |   |              |       | 96       | H | Milwaukee        | 48 60  |                 |  |

Non-Div I Games: Quincy 73 72 Maryville (MO) 70 76 Findlay 55 75

Fort Wayne



| Average RPI Win: 208  |      | WON-LOST RECORD | WINNING PCT. RANK | LAST 10 GAMES  | STRENGTH OF SCHEDULE | OPP. STRENGTH OF SCHEDULE | TEAM RPI    | ADJ. RPI | CONF. RPI | ADJ. CONF. RPI |
|-----------------------|------|-----------------|-------------------|----------------|----------------------|---------------------------|-------------|----------|-----------|----------------|
| Average RPI Loss: 172 |      |                 |                   |                |                      |                           |             |          |           |                |
| DIV. I ONLY           |      | 12- 10          | 144               | 7- 3           | 231                  | 178                       | 173         | 173      | 16        | 16             |
| DIV. I NON-CONF.      |      | 5- 6            | 187               | 1- 0           | 142                  | 233                       | 196         | 196      | 15        | 15             |
| TOTALS                |      | RPI 1-25        | RPI 26-50         | W-L RECORDS    |                      | RPI 51-100                | RPI 101-999 | RPI 201+ |           |                |
| 12- 10                | 0- 0 |                 | 0- 1              | OVERALL        |                      | 0- 1                      | 12- 8       | 7- 4     |           |                |
| 9- 2                  | 0- 0 |                 | 0- 1              | HOME           |                      | 0- 0                      | 9- 1        | 5- 1     |           |                |
| 3- 8                  | 0- 0 |                 | 0- 0              | AWAY           |                      | 0- 1                      | 3- 7        | 2- 3     |           |                |
| 0- 0                  | 0- 0 |                 | 0- 0              | NEUTRAL        |                      | 0- 0                      | 0- 0        | 0- 0     |           |                |
| 5- 6                  | 0- 0 |                 | 0- 1              | NON-CONFERENCE |                      | 0- 0                      | 5- 5        | 3- 3     |           |                |
| 4- 2                  | 0- 0 |                 | 0- 1              | HOME           |                      | 0- 0                      | 4- 1        | 2- 1     |           |                |
| 1- 4                  | 0- 0 |                 | 0- 0              | AWAY           |                      | 0- 0                      | 1- 4        | 1- 2     |           |                |
| 0- 0                  | 0- 0 |                 | 0- 0              | NEUTRAL        |                      | 0- 0                      | 0- 0        | 0- 0     |           |                |
| 7- 4                  | 0- 0 |                 | 0- 0              | CONFERENCE     |                      | 0- 1                      | 7- 3        | 4- 1     |           |                |
| 5- 0                  | 0- 0 |                 | 0- 0              | HOME           |                      | 0- 0                      | 5- 0        | 3- 0     |           |                |
| 2- 4                  | 0- 0 |                 | 0- 0              | AWAY           |                      | 0- 1                      | 2- 3        | 1- 1     |           |                |
| 0- 0                  | 0- 0 |                 | 0- 0              | NEUTRAL        |                      | 0- 0                      | 0- 0        | 0- 0     |           |                |

| RPI 1-25                  |   |          |       | RPI 26-50 |   |               |       | RPI 51-100 |   |          |       | RPI 101+ |   |                  |       | Team's RPI: 173 |  |
|---------------------------|---|----------|-------|-----------|---|---------------|-------|------------|---|----------|-------|----------|---|------------------|-------|-----------------|--|
| RPI                       | S | Opponent | Score | RPI       | S | Opponent      | Score | RPI        | S | Opponent | Score | RPI      | S | Opponent         | Score |                 |  |
|                           |   |          |       | 28        | H | Arizona St.   | 49 81 |            |   |          |       | 104      | A | UNLV             | 74 72 |                 |  |
|                           |   |          |       |           |   |               |       |            |   |          |       | 121      | H | Colorado St.     | 56 45 |                 |  |
|                           |   |          |       |           |   |               |       |            |   |          |       | 133      | H | Weber St.        | 81 78 |                 |  |
|                           |   |          |       |           |   |               |       |            |   |          |       | 149      | A | Texas St.        | 59 76 |                 |  |
|                           |   |          |       |           |   |               |       |            |   |          |       | 153      | H | Pacific          | 81 70 |                 |  |
|                           |   |          |       |           |   |               |       |            |   |          |       | 164      | A | San Francisco    | 62 70 |                 |  |
|                           |   |          |       |           |   |               |       |            |   |          |       | 171      | A | Nevada           | 73 90 |                 |  |
|                           |   |          |       |           |   |               |       |            |   |          |       | 171      | H | Nevada           | 68 55 |                 |  |
|                           |   |          |       |           |   |               |       |            |   |          |       | 196      | A | Boise St.        | 66 75 |                 |  |
|                           |   |          |       |           |   |               |       |            |   |          |       | 202      | A | CSUN             | 72 85 |                 |  |
|                           |   |          |       |           |   |               |       |            |   |          |       | 203      | H | Eastern Wash.    | 81 56 |                 |  |
|                           |   |          |       |           |   |               |       |            |   |          |       | 208      | A | UT Arlington     | 54 67 |                 |  |
|                           |   |          |       |           |   |               |       |            |   |          |       | 209      | A | UC Santa Barbara | 64 57 |                 |  |
|                           |   |          |       |           |   |               |       |            |   |          |       | 233      | H | Montana          | 61 58 |                 |  |
|                           |   |          |       |           |   |               |       |            |   |          |       | 236      | H | San Diego St.    | 64 53 |                 |  |
|                           |   |          |       |           |   |               |       |            |   |          |       | 242      | H | UC Riverside     | 56 68 |                 |  |
|                           |   |          |       |           |   |               |       |            |   |          |       | 289      | A | Utah St.         | 52 60 |                 |  |
|                           |   |          |       |           |   |               |       |            |   |          |       | 289      | H | Utah St.         | 57 56 |                 |  |
|                           |   |          |       |           |   |               |       |            |   |          |       | 320      | A | Air Force        | 64 58 |                 |  |
|                           |   |          |       |           |   |               |       |            |   |          |       | 320      | H | Air Force        | 64 48 |                 |  |
| LAST 12 Division I GAMES: |   |          |       |           |   |               |       |            |   |          |       |          |   |                  |       |                 |  |
|                           |   |          |       | 171       | H | Nevada        | 68 55 |            |   |          |       | 196      | A | Boise St.        | 66 75 |                 |  |
|                           |   |          |       | 320       | H | Air Force     | 64 48 |            |   |          |       | 121      | H | Colorado St.     | 56 45 |                 |  |
|                           |   |          |       | 289       | A | Utah St.      | 52 60 |            |   |          |       | 289      | H | Utah St.         | 57 56 |                 |  |
|                           |   |          |       | 104       | A | UNLV          | 74 72 |            |   |          |       | 320      | A | Air Force        | 64 58 |                 |  |
|                           |   |          |       | 236       | H | San Diego St. | 64 53 |            |   |          |       | 171      | A | Nevada           | 73 90 |                 |  |
|                           |   |          |       | 75        | A | New Mexico    | 75 88 |            |   |          |       | 133      | H | Weber St.        | 81 78 |                 |  |

Non-Div I Games:

Fresno St.



|                   |          |           |                |            |             |               |      |      |       |           |
|-------------------|----------|-----------|----------------|------------|-------------|---------------|------|------|-------|-----------|
| Average RPI Win:  | 220      | WON-LOST  | WINNING        | LAST 10    | STRENGTH OF | OPP. STRENGTH | TEAM | ADJ. | CONF. | ADJ CONF. |
| Average RPI Loss: | 155      | RECORD    | PCT. RANK      | GAMES      | SCHEDULE    | OF SCHEDULE   | RPI  | RPI  | RPI   | RPI       |
| DIV. I ONLY       | 10- 10   | 165       | 3- 6           | 200        | 163         | 175           | 175  | 17   | 17    |           |
| DIV. I NON-CONF.  | 7- 5     | 132       | 1- 2           | 271        | 162         | 149           | 149  | 17   | 17    |           |
| -----             |          |           |                |            |             |               |      |      |       |           |
| TOTALS            | RPI 1-25 | RPI 26-50 | W-L RECORDS    | RPI 51-100 | RPI 101-999 | RPI 201+      |      |      |       |           |
| 10- 10            | 0- 1     | 0- 0      | OVERALL        | 2- 3       | 8- 6        | 6- 4          |      |      |       |           |
| 6- 2              | 0- 0     | 0- 0      | HOME           | 1- 1       | 5- 1        | 3- 0          |      |      |       |           |
| 3- 7              | 0- 0     | 0- 0      | AWAY           | 0- 0       | 3- 2        | 3- 2          |      |      |       |           |
| 1- 1              | 0- 0     | 0- 0      | NEUTRAL        | 1- 0       | 0- 1        | 0- 0          |      |      |       |           |
| 7- 5              | 0- 1     | 0- 0      | NON-CONFERENCE | 1- 1       | 6- 3        | 5- 2          |      |      |       |           |
| 4- 0              | 0- 0     | 0- 0      | HOME           | 0- 0       | 4- 0        | 3- 0          |      |      |       |           |
| 2- 4              | 0- 1     | 0- 0      | AWAY           | 0- 1       | 2- 2        | 2- 2          |      |      |       |           |
| 1- 1              | 0- 0     | 0- 0      | NEUTRAL        | 1- 0       | 0- 1        | 0- 0          |      |      |       |           |
| 3- 5              | 0- 0     | 0- 0      | CONFERENCE     | 1- 2       | 2- 3        | 1- 2          |      |      |       |           |
| 2- 2              | 0- 0     | 0- 0      | HOME           | 1- 1       | 1- 1        | 0- 0          |      |      |       |           |
| 1- 3              | 0- 0     | 0- 0      | AWAY           | 0- 1       | 1- 2        | 1- 2          |      |      |       |           |
| 0- 0              | 0- 0     | 0- 0      | NEUTRAL        | 0- 0       | 0- 0        | 0- 0          |      |      |       |           |

| RPI                       | S | Opponent      | Score | RPI | S | Opponent      | Score | RPI | S | Opponent       | Score | RPI | S | Opponent           | Score | Team's RPI: 175 |
|---------------------------|---|---------------|-------|-----|---|---------------|-------|-----|---|----------------|-------|-----|---|--------------------|-------|-----------------|
| 17                        | A | Georgia       | 44 79 |     |   |               |       | 62  | A | Mercer         | 53 65 | 143 | H | ETSU               | 57 69 |                 |
|                           |   |               |       |     |   |               |       | 62  | H | Mercer         | 64 86 | 151 | H | Davi dson          | 65 62 |                 |
|                           |   |               |       |     |   |               |       | 81  | N | Ohio           | 70 68 | 184 | H | Samford            | 45 41 |                 |
|                           |   |               |       |     |   |               |       | 82  | A | North Carolina | 56 84 | 197 | N | Xavier             | 62 75 |                 |
|                           |   |               |       |     |   |               |       | 94  | H | Chattanooga    | 58 57 | 223 | A | Gardner-Webb       | 57 71 |                 |
|                           |   |               |       |     |   |               |       |     |   |                |       | 225 | A | UNCG               | 74 76 |                 |
|                           |   |               |       |     |   |               |       |     |   |                |       | 242 | A | UNC Asheville      | 71 63 |                 |
|                           |   |               |       |     |   |               |       |     |   |                |       | 255 | H | Col. of Charleston | 72 58 |                 |
|                           |   |               |       |     |   |               |       |     |   |                |       | 256 | A | Presbyteri an      | 75 76 |                 |
|                           |   |               |       |     |   |               |       |     |   |                |       | 278 | H | UNCW               | 76 71 |                 |
|                           |   |               |       |     |   |               |       |     |   |                |       | 280 | H | Kennesaw St.       | 78 59 |                 |
|                           |   |               |       |     |   |               |       |     |   |                |       | 283 | A | Wofford            | 48 79 |                 |
|                           |   |               |       |     |   |               |       |     |   |                |       | 313 | A | USC Upstate        | 80 59 |                 |
|                           |   |               |       |     |   |               |       |     |   |                |       | 323 | A | Western Caro.      | 68 59 |                 |
| LAST 12 Division I GAMES: |   |               |       |     |   |               |       |     |   |                |       |     |   |                    |       |                 |
| 62                        | A | Mercer        | 53 65 | 62  | H | Mercer        | 64 86 |     |   |                |       |     |   |                    |       |                 |
| 283                       | A | Wofford       | 48 79 | 184 | H | Samford       | 45 41 |     |   |                |       |     |   |                    |       |                 |
| 94                        | H | Chattanooga   | 58 57 | 256 | A | Presbyteri an | 75 76 |     |   |                |       |     |   |                    |       |                 |
| 143                       | H | ETSU          | 57 69 | 242 | A | UNC Asheville | 71 63 |     |   |                |       |     |   |                    |       |                 |
| 225                       | A | UNCG          | 74 76 | 197 | N | Xavier        | 62 75 |     |   |                |       |     |   |                    |       |                 |
| 323                       | A | Western Caro. | 68 59 | 81  | N | Ohio          | 70 68 |     |   |                |       |     |   |                    |       |                 |

Non-Div I Games: Bob Jones 93 46 Pfeiffer 102 51 Converse 80 41

Furman



|                   |          |           |                |            |             |               |      |      |       |           |
|-------------------|----------|-----------|----------------|------------|-------------|---------------|------|------|-------|-----------|
| Average RPI Win:  | 271      | WON-LOST  | WINNING        | LAST 10    | STRENGTH OF | OPP. STRENGTH | TEAM | ADJ. | CONF. | ADJ CONF. |
| Average RPI Loss: | 181      | RECORD    | PCT. RANK      | GAMES      | SCHEDULE    | OF SCHEDULE   | RPI  | RPI  | RPI   | RPI       |
| DIV. I ONLY       | 2- 17    | 329       | 1- 9           | 168        | 321         | 321           | 321  | 23   | 23    |           |
| DIV. I NON-CONF.  | 1- 8     | 313       | 0- 2           | 157        | 333         | 299           | 299  | 23   | 23    |           |
| -----             |          |           |                |            |             |               |      |      |       |           |
| TOTALS            | RPI 1-25 | RPI 26-50 | W-L RECORDS    | RPI 51-100 | RPI 101-999 | RPI 201+      |      |      |       |           |
| 2- 17             | 0- 0     | 0- 1      | OVERALL        | 0- 4       | 2- 12       | 2- 9          |      |      |       |           |
| 1- 8              | 0- 0     | 0- 0      | HOME           | 0- 2       | 1- 6        | 1- 4          |      |      |       |           |
| 1- 9              | 0- 0     | 0- 1      | AWAY           | 0- 2       | 1- 6        | 1- 5          |      |      |       |           |
| 0- 0              | 0- 0     | 0- 0      | NEUTRAL        | 0- 0       | 0- 0        | 0- 0          |      |      |       |           |
| 1- 8              | 0- 0     | 0- 1      | NON-CONFERENCE | 0- 3       | 1- 4        | 1- 4          |      |      |       |           |
| 0- 5              | 0- 0     | 0- 0      | HOME           | 0- 2       | 0- 3        | 0- 3          |      |      |       |           |
| 1- 3              | 0- 0     | 0- 1      | AWAY           | 0- 1       | 1- 1        | 1- 1          |      |      |       |           |
| 0- 0              | 0- 0     | 0- 0      | NEUTRAL        | 0- 0       | 0- 0        | 0- 0          |      |      |       |           |
| 1- 9              | 0- 0     | 0- 0      | CONFERENCE     | 0- 1       | 1- 8        | 1- 5          |      |      |       |           |
| 1- 3              | 0- 0     | 0- 0      | HOME           | 0- 0       | 1- 3        | 1- 1          |      |      |       |           |
| 0- 6              | 0- 0     | 0- 0      | AWAY           | 0- 1       | 0- 5        | 0- 4          |      |      |       |           |
| 0- 0              | 0- 0     | 0- 0      | NEUTRAL        | 0- 0       | 0- 0        | 0- 0          |      |      |       |           |

| RPI 1-25                  |   |                 |       | RPI 26-50 |   |              |       | RPI 51-100 |   |            |       | RPI 101+ Team's RPI: 321 |   |                    |       |
|---------------------------|---|-----------------|-------|-----------|---|--------------|-------|------------|---|------------|-------|--------------------------|---|--------------------|-------|
| RPI                       | S | Opponent        | Score | RPI       | S | Opponent     | Score | RPI        | S | Opponent   | Score | RPI                      | S | Opponent           | Score |
|                           |   |                 |       | 43        | A | UCF          | 38 62 | 62         | A | Mercer     | 45 72 | 122                      | A | Little Rock        | 52 92 |
|                           |   |                 |       |           |   |              |       | 63         | H | IUPUI      | 52 72 | 122                      | H | Little Rock        | 34 64 |
|                           |   |                 |       |           |   |              |       | 85         | H | Alabama    | 36 84 | 149                      | H | Texas St.          | 56 81 |
|                           |   |                 |       |           |   |              |       | 89         | A | South Ala. | 52 79 | 208                      | H | UT Arlington       | 73 68 |
|                           |   |                 |       |           |   |              |       |            |   |            |       | 210                      | H | Arkansas St.       | 62 71 |
|                           |   |                 |       |           |   |              |       |            |   |            |       | 212                      | A | N.C. A&T           | 49 60 |
|                           |   |                 |       |           |   |              |       |            |   |            |       | 221                      | A | Troy               | 47 88 |
|                           |   |                 |       |           |   |              |       |            |   |            |       | 226                      | H | Stony Brook        | 49 68 |
|                           |   |                 |       |           |   |              |       |            |   |            |       | 271                      | A | Appalachian St.    | 56 87 |
|                           |   |                 |       |           |   |              |       |            |   |            |       | 273                      | A | Coastal Caro.      | 51 54 |
|                           |   |                 |       |           |   |              |       |            |   |            |       | 280                      | H | Kennesaw St.       | 58 60 |
|                           |   |                 |       |           |   |              |       |            |   |            |       | 315                      | A | Georgia St.        | 56 71 |
|                           |   |                 |       |           |   |              |       |            |   |            |       | 334                      | A | South Carolina St. | 61 58 |
|                           |   |                 |       |           |   |              |       |            |   |            |       | 336                      | H | Savannah St.       | 67 71 |
| LAST 12 Division I GAMES: |   |                 |       |           |   |              |       |            |   |            |       |                          |   |                    |       |
| 122                       | A | Little Rock     | 52 92 | 122       | H | Little Rock  | 34 64 |            |   |            |       |                          |   |                    |       |
| 208                       | H | UT Arlington    | 73 68 | 210       | H | Arkansas St. | 62 71 |            |   |            |       |                          |   |                    |       |
| 149                       | H | Texas St.       | 56 81 | 89        | A | South Ala.   | 52 79 |            |   |            |       |                          |   |                    |       |
| 315                       | A | Georgia St.     | 56 71 | 221       | A | Troy         | 47 88 |            |   |            |       |                          |   |                    |       |
| 271                       | A | Appalachian St. | 56 87 | 226       | H | Stony Brook  | 49 68 |            |   |            |       |                          |   |                    |       |
| 273                       | A | Coastal Caro.   | 51 54 | 63        | H | IUPUI        | 52 72 |            |   |            |       |                          |   |                    |       |

Non-Div I Games: Coastal Ga. 68 63 Thomas (GA) 79 51

Ga. Southern



|                   |          |           |                |            |             |               |      |      |       |           |
|-------------------|----------|-----------|----------------|------------|-------------|---------------|------|------|-------|-----------|
| Average RPI Win:  | 266      | WON-LOST  | WINNING        | LAST 10    | STRENGTH OF | OPP. STRENGTH | TEAM | ADJ. | CONF. | ADJ CONF. |
| Average RPI Loss: | 163      | RECORD    | PCT. RANK      | GAMES      | SCHEDULE    | OF SCHEDULE   | RPI  | RPI  | RPI   | RPI       |
| DIV. I ONLY       | 11- 7    | 115       | 4- 5           | 311        | 303         | 223           | 223  | 28   | 28    |           |
| DIV. I NON-CONF.  | 7- 2     | 50        | 2- 0           | 283        | 241         | 117           | 117  | 28   | 28    |           |
| -----             |          |           |                |            |             |               |      |      |       |           |
| TOTALS            | RPI 1-25 | RPI 26-50 | W-L RECORDS    | RPI 51-100 | RPI 101-999 | RPI 201+      |      |      |       |           |
| 11- 7             | 0- 0     | 0- 1      | OVERALL        | 0- 1       | 11- 5       | 8- 3          |      |      |       |           |
| 6- 4              | 0- 0     | 0- 1      | HOME           | 0- 0       | 6- 3        | 4- 2          |      |      |       |           |
| 5- 3              | 0- 0     | 0- 0      | AWAY           | 0- 0       | 5- 2        | 4- 1          |      |      |       |           |
| 0- 0              | 0- 0     | 0- 0      | NEUTRAL        | 0- 0       | 0- 0        | 0- 0          |      |      |       |           |
| 7- 2              | 0- 0     | 0- 1      | NON-CONFERENCE | 0- 1       | 7- 0        | 5- 0          |      |      |       |           |
| 4- 1              | 0- 0     | 0- 1      | HOME           | 0- 0       | 4- 0        | 3- 0          |      |      |       |           |
| 3- 1              | 0- 0     | 0- 0      | AWAY           | 0- 1       | 3- 0        | 2- 0          |      |      |       |           |
| 0- 0              | 0- 0     | 0- 0      | NEUTRAL        | 0- 0       | 0- 0        | 0- 0          |      |      |       |           |
| 4- 5              | 0- 0     | 0- 0      | CONFERENCE     | 0- 0       | 4- 5        | 3- 3          |      |      |       |           |
| 2- 3              | 0- 0     | 0- 0      | HOME           | 0- 0       | 2- 3        | 1- 2          |      |      |       |           |
| 2- 2              | 0- 0     | 0- 0      | AWAY           | 0- 0       | 2- 2        | 2- 1          |      |      |       |           |
| 0- 0              | 0- 0     | 0- 0      | NEUTRAL        | 0- 0       | 0- 0        | 0- 0          |      |      |       |           |

| RPI 1-25                  |   |                |       | RPI 26-50 |   |                |       | RPI 51-100 |   |          |       | RPI 101+ Team's RPI: 223 |   |                |       |
|---------------------------|---|----------------|-------|-----------|---|----------------|-------|------------|---|----------|-------|--------------------------|---|----------------|-------|
| RPI                       | S | Opponent       | Score | RPI       | S | Opponent       | Score | RPI        | S | Opponent | Score | RPI                      | S | Opponent       | Score |
|                           |   |                |       | 43        | H | UCF            | 30 65 | 98         | A | Kentucky | 34 72 | 110                      | H | Liberty        | 60 85 |
|                           |   |                |       |           |   |                |       |            |   |          |       | 131                      | A | High Point     | 80 83 |
|                           |   |                |       |           |   |                |       |            |   |          |       | 151                      | A | Davi dson      | 70 65 |
|                           |   |                |       |           |   |                |       |            |   |          |       | 175                      | H | Furman         | 71 57 |
|                           |   |                |       |           |   |                |       |            |   |          |       | 185                      | H | Radford        | 69 53 |
|                           |   |                |       |           |   |                |       |            |   |          |       | 220                      | A | Morehead St.   | 68 60 |
|                           |   |                |       |           |   |                |       |            |   |          |       | 242                      | H | UNC Asheville  | 60 61 |
|                           |   |                |       |           |   |                |       |            |   |          |       | 256                      | A | Presbyteri an  | 69 72 |
|                           |   |                |       |           |   |                |       |            |   |          |       | 258                      | H | Campbel l      | 44 73 |
|                           |   |                |       |           |   |                |       |            |   |          |       | 261                      | A | Mt. St. Mary's | 75 67 |
|                           |   |                |       |           |   |                |       |            |   |          |       | 283                      | H | Wofford        | 73 55 |
|                           |   |                |       |           |   |                |       |            |   |          |       | 313                      | H | USC Upstate    | 60 39 |
|                           |   |                |       |           |   |                |       |            |   |          |       | 322                      | H | Charleston So. | 68 52 |
|                           |   |                |       |           |   |                |       |            |   |          |       | 323                      | H | Western Caro.  | 70 67 |
|                           |   |                |       |           |   |                |       |            |   |          |       | 342                      | A | Wi nthrop      | 66 59 |
|                           |   |                |       |           |   |                |       |            |   |          |       | 349                      | A | Longwood       | 61 54 |
| LAST 12 Division I GAMES: |   |                |       |           |   |                |       |            |   |          |       |                          |   |                |       |
| 242                       | H | UNC Asheville  | 60 61 | 349       | A | Longwood       | 61 54 |            |   |          |       |                          |   |                |       |
| 342                       | A | Winthrop       | 66 59 | 185       | H | Radford        | 69 53 |            |   |          |       |                          |   |                |       |
| 258                       | H | Campbel l      | 44 73 | 131       | A | Hi gh Point    | 80 83 |            |   |          |       |                          |   |                |       |
| 322                       | H | Charleston So. | 68 52 | 323       | H | Western Caro.  | 70 67 |            |   |          |       |                          |   |                |       |
| 256                       | A | Presbyteri an  | 69 72 | 261       | A | Mt. St. Mary's | 75 67 |            |   |          |       |                          |   |                |       |
| 110                       | H | Liberty        | 60 85 | 151       | A | Davi dson      | 70 65 |            |   |          |       |                          |   |                |       |

Non-Div I Games: Montreat 83 26 Converse 82 59 Pfeiffer 72 53

Gardner-Webb



|                   |          |           |                |            |             |               |      |      |       |           |
|-------------------|----------|-----------|----------------|------------|-------------|---------------|------|------|-------|-----------|
| Average RPI Win:  | 235      | WON-LOST  | WINNING        | LAST 10    | STRENGTH OF | OPP. STRENGTH | TEAM | ADJ. | CONF. | ADJ CONF. |
| Average RPI Loss: | 74       | RECORD    | PCT. RANK      | GAMES      | SCHEDULE    | OF SCHEDULE   | RPI  | RPI  | RPI   | RPI       |
| DIV. I ONLY       | 17- 6    | 52        | 7- 3           | 263        | 156         | 107           | 107  | 13   | 13    |           |
| DIV. I NON-CONF.  | 11- 3    | 46        | 2- 1           | 285        | 258         | 107           | 107  | 10   | 10    |           |
| -----             |          |           |                |            |             |               |      |      |       |           |
| TOTALS            | RPI 1-25 | RPI 26-50 | W-L RECORDS    | RPI 51-100 | RPI 101-999 | RPI 201+      |      |      |       |           |
| 17- 6             | 0- 0     | 0- 2      | OVERALL        | 3- 2       | 14- 2       | 12- 0         |      |      |       |           |
| 12- 1             | 0- 0     | 0- 0      | HOME           | 2- 1       | 10- 0       | 8- 0          |      |      |       |           |
| 4- 5              | 0- 0     | 0- 0      | AWAY           | 0- 0       | 4- 2        | 4- 0          |      |      |       |           |
| 1- 0              | 0- 0     | 0- 0      | NEUTRAL        | 1- 0       | 0- 0        | 0- 0          |      |      |       |           |
| 11- 3             | 0- 0     | 0- 2      | NON-CONFERENCE | 2- 0       | 9- 1        | 8- 0          |      |      |       |           |
| 9- 0              | 0- 0     | 0- 0      | HOME           | 1- 0       | 8- 0        | 7- 0          |      |      |       |           |
| 1- 3              | 0- 0     | 0- 2      | AWAY           | 0- 0       | 1- 1        | 1- 0          |      |      |       |           |
| 1- 0              | 0- 0     | 0- 0      | NEUTRAL        | 1- 0       | 0- 0        | 0- 0          |      |      |       |           |
| 6- 3              | 0- 0     | 0- 0      | CONFERENCE     | 1- 2       | 5- 1        | 4- 0          |      |      |       |           |
| 3- 1              | 0- 0     | 0- 0      | HOME           | 1- 1       | 2- 0        | 1- 0          |      |      |       |           |
| 3- 2              | 0- 0     | 0- 0      | AWAY           | 0- 1       | 3- 1        | 3- 0          |      |      |       |           |
| 0- 0              | 0- 0     | 0- 0      | NEUTRAL        | 0- 0       | 0- 0        | 0- 0          |      |      |       |           |

| RPI                       | S | Opponent        | Score | RPI | S | Opponent          | Score | RPI | S | Opponent          | Score | RPI | S | Opponent          | Score | Team's RPI: 107 |
|---------------------------|---|-----------------|-------|-----|---|-------------------|-------|-----|---|-------------------|-------|-----|---|-------------------|-------|-----------------|
| 32                        | A | Michigan        | 61 75 | 53  | A | Duquesne          | 64 71 | 114 | A | George Washington | 52 62 | 127 | A | Colorado          | 61 76 |                 |
| 49                        | A | Houston         | 73 82 | 68  | H | Fordham           | 62 67 | 151 | H | Davidson          | 74 61 | 200 | H | Southeast Mo. St. | 57 38 |                 |
|                           |   |                 |       | 71  | H | American          | 71 53 | 217 | H | Richmond          | 77 56 | 228 | A | La Salle          | 69 56 |                 |
|                           |   |                 |       | 91  | H | Saint Louis       | 81 72 | 234 | A | St. Bonaventure   | 76 63 | 240 | A | Loyola Maryland   | 80 72 |                 |
|                           |   |                 |       | 95  | N | Drake             | 87 75 | 267 | H | Illinois St.      | 56 37 | 272 | H | LIU Brooklyn      | 73 70 |                 |
|                           |   |                 |       |     |   |                   |       | 291 | H | Eastern Ky.       | 64 41 | 306 | H | UMES              | 82 68 |                 |
|                           |   |                 |       |     |   |                   |       | 318 | H | Old Dominion      | 66 53 | 331 | A | Rhode Island      | 92 53 |                 |
|                           |   |                 |       |     |   |                   |       | 332 | H | UMBC              | 58 38 | 349 | H | Longwood          | 60 41 |                 |
| -----                     |   |                 |       |     |   |                   |       |     |   |                   |       |     |   |                   |       |                 |
| LAST 12 Division I GAMES: |   |                 |       |     |   |                   |       |     |   |                   |       |     |   |                   |       |                 |
| 234                       | A | St. Bonaventure | 76 63 | 114 | A | George Washington | 52 62 | 228 | A | La Salle          | 69 56 | 151 | H | Davidson          | 74 61 |                 |
| 68                        | H | Fordham         | 62 67 | 272 | H | LIU Brooklyn      | 73 70 | 349 | H | Longwood          | 60 41 | 49  | A | Houston           | 73 82 |                 |
| 91                        | H | Saint Louis     | 81 72 | 332 | H | UMBC              | 58 38 |     |   |                   |       |     |   |                   |       |                 |
| 53                        | A | Duquesne        | 64 71 |     |   |                   |       |     |   |                   |       |     |   |                   |       |                 |
| 217                       | H | Richmond        | 77 56 |     |   |                   |       |     |   |                   |       |     |   |                   |       |                 |
| 331                       | A | Rhode Island    | 92 53 |     |   |                   |       |     |   |                   |       |     |   |                   |       |                 |

Non-Div I Games:

George Mason



|                   |          |           |                |            |             |               |      |      |       |           |
|-------------------|----------|-----------|----------------|------------|-------------|---------------|------|------|-------|-----------|
| Average RPI Win:  | 208      | WON-LOST  | WINNING        | LAST 10    | STRENGTH OF | OPP. STRENGTH | TEAM | ADJ. | CONF. | ADJ CONF. |
| Average RPI Loss: | 56       | RECORD    | PCT. RANK      | GAMES      | SCHEDULE    | OF SCHEDULE   | RPI  | RPI  | RPI   | RPI       |
| DIV. I ONLY       | 10- 11   | 188       | 6- 4           | 37         | 114         | 114           | 114  | 13   | 13    |           |
| DIV. I NON-CONF.  | 5- 7     | 212       | 2- 1           | 17         | 80          | 109           | 109  | 10   | 10    |           |
| -----             |          |           |                |            |             |               |      |      |       |           |
| TOTALS            | RPI 1-25 | RPI 26-50 | W-L RECORDS    | RPI 51-100 | RPI 101-999 | RPI 201+      |      |      |       |           |
| 10- 11            | 0- 1     | 0- 4      | OVERALL        | 1- 5       | 9- 1        | 5- 0          |      |      |       |           |
| 6- 6              | 0- 0     | 0- 3      | HOME           | 1- 2       | 5- 1        | 2- 0          |      |      |       |           |
| 4- 5              | 0- 0     | 0- 0      | AWAY           | 0- 0       | 4- 0        | 3- 0          |      |      |       |           |
| 0- 0              | 0- 0     | 0- 0      | NEUTRAL        | 0- 0       | 0- 0        | 0- 0          |      |      |       |           |
| 5- 7              | 0- 1     | 0- 3      | NON-CONFERENCE | 1- 2       | 4- 1        | 2- 0          |      |      |       |           |
| 3- 4              | 0- 0     | 0- 3      | HOME           | 1- 0       | 2- 1        | 0- 0          |      |      |       |           |
| 2- 3              | 0- 1     | 0- 0      | AWAY           | 0- 2       | 2- 0        | 2- 0          |      |      |       |           |
| 0- 0              | 0- 0     | 0- 0      | NEUTRAL        | 0- 0       | 0- 0        | 0- 0          |      |      |       |           |
| 5- 4              | 0- 0     | 0- 1      | CONFERENCE     | 0- 3       | 5- 0        | 3- 0          |      |      |       |           |
| 3- 2              | 0- 0     | 0- 0      | HOME           | 0- 2       | 3- 0        | 2- 0          |      |      |       |           |
| 2- 2              | 0- 0     | 0- 1      | AWAY           | 0- 1       | 2- 0        | 1- 0          |      |      |       |           |
| 0- 0              | 0- 0     | 0- 0      | NEUTRAL        | 0- 0       | 0- 0        | 0- 0          |      |      |       |           |

| RPI 1-25                  |   |              |       | RPI 26-50 |   |                  |       | RPI 51-100 |   |             |       | RPI 101+ Team's RPI: 114 |   |              |       |
|---------------------------|---|--------------|-------|-----------|---|------------------|-------|------------|---|-------------|-------|--------------------------|---|--------------|-------|
| RPI                       | S | Opponent     | Score | RPI       | S | Opponent         | Score | RPI        | S | Opponent    | Score | RPI                      | S | Opponent     | Score |
| 20                        | A | Maryland     | 54 80 | 29        | H | South Fla.       | 78 83 | 52         | A | Princeton   | 52 72 | 107                      | H | George Mason | 62 52 |
|                           |   |              |       | 35        | H | Syracuse         | 62 74 | 53         | H | Duquesne    | 53 54 | 118                      | H | Vanderbilt   | 59 69 |
|                           |   |              |       | 41        | A | Dayton           | 55 66 | 62         | A | Mercer      | 44 61 | 124                      | H | Georgetown   | 65 54 |
|                           |   |              |       | 44        | H | South Dakota St. | 88 97 | 68         | A | Fordham     | 50 61 | 151                      | A | Davidson     | 53 48 |
|                           |   |              |       |           |   |                  |       | 71         | H | American    | 61 44 | 180                      | H | Wisconsin    | 61 46 |
|                           |   |              |       |           |   |                  |       | 91         | H | Saint Louis | 69 72 | 228                      | H | La Salle     | 60 45 |
|                           |   |              |       |           |   |                  |       |            |   |             |       | 281                      | A | Towson       | 66 43 |
|                           |   |              |       |           |   |                  |       |            |   |             |       | 297                      | A | Monmouth     | 59 45 |
|                           |   |              |       |           |   |                  |       |            |   |             |       | 307                      | A | VCU          | 61 39 |
|                           |   |              |       |           |   |                  |       |            |   |             |       | 331                      | H | Rhode Island | 65 52 |
| -----                     |   |              |       |           |   |                  |       |            |   |             |       |                          |   |              |       |
| LAST 12 Division I GAMES: |   |              |       |           |   |                  |       |            |   |             |       |                          |   |              |       |
| 228                       | H | La Salle     | 60 45 | 107       | H | George Mason     | 62 52 | 307        | A | VCU         | 61 39 | 68                       | A | Fordham      | 50 61 |
| 91                        | H | Saint Louis  | 69 72 | 71        | H | American         | 61 44 | 297        | A | Monmouth    | 59 45 | 71                       | H | American     | 61 44 |
| 331                       | H | Rhode Island | 65 52 | 20        | A | Maryland         | 54 80 |            |   |             |       |                          |   |              |       |
| 41                        | A | Dayton       | 55 66 |           |   |                  |       |            |   |             |       |                          |   |              |       |
| 151                       | A | Davidson     | 53 48 |           |   |                  |       |            |   |             |       |                          |   |              |       |
| 53                        | H | Duquesne     | 53 54 |           |   |                  |       |            |   |             |       |                          |   |              |       |

Non-Div I Games:

George Washington



|                   |          |           |                |            |             |               |      |      |       |           |
|-------------------|----------|-----------|----------------|------------|-------------|---------------|------|------|-------|-----------|
| Average RPI Win:  | 195      | WON-LOST  | WINNING        | LAST 10    | STRENGTH OF | OPP. STRENGTH | TEAM | ADJ. | CONF. | ADJ CONF. |
| Average RPI Loss: | 64       | RECORD    | PCT. RANK      | GAMES      | SCHEDULE    | OF SCHEDULE   | RPI  | RPI  | RPI   | RPI       |
| DIV. I ONLY       | 10- 11   | 188       | 4- 6           | 120        | 32          | 124           | 124  | 6    | 6     |           |
| DIV. I NON-CONF.  | 5- 5     | 170       | 1- 0           | 229        | 46          | 161           | 161  | 5    | 5     |           |
| -----             |          |           |                |            |             |               |      |      |       |           |
| TOTALS            | RPI 1-25 | RPI 26-50 | W-L RECORDS    | RPI 51-100 | RPI 101-999 | RPI 201+      |      |      |       |           |
| 10- 11            | 1- 3     | 0- 2      | OVERALL        | 1- 4       | 8- 2        | 4- 0          |      |      |       |           |
| 4- 4              | 1- 2     | 0- 1      | HOME           | 0- 1       | 3- 0        | 2- 0          |      |      |       |           |
| 5- 5              | 0- 1     | 0- 1      | AWAY           | 1- 2       | 4- 1        | 2- 0          |      |      |       |           |
| 1- 2              | 0- 0     | 0- 0      | NEUTRAL        | 0- 1       | 1- 1        | 0- 0          |      |      |       |           |
| 5- 5              | 0- 1     | 0- 1      | NON-CONFERENCE | 0- 1       | 5- 2        | 4- 0          |      |      |       |           |
| 2- 1              | 0- 0     | 0- 1      | HOME           | 0- 0       | 2- 0        | 2- 0          |      |      |       |           |
| 2- 2              | 0- 1     | 0- 0      | AWAY           | 0- 0       | 2- 1        | 2- 0          |      |      |       |           |
| 1- 2              | 0- 0     | 0- 0      | NEUTRAL        | 0- 1       | 1- 1        | 0- 0          |      |      |       |           |
| 5- 6              | 1- 2     | 0- 1      | CONFERENCE     | 1- 3       | 3- 0        | 0- 0          |      |      |       |           |
| 2- 3              | 1- 2     | 0- 0      | HOME           | 0- 1       | 1- 0        | 0- 0          |      |      |       |           |
| 3- 3              | 0- 0     | 0- 1      | AWAY           | 1- 2       | 2- 0        | 0- 0          |      |      |       |           |
| 0- 0              | 0- 0     | 0- 0      | NEUTRAL        | 0- 0       | 0- 0        | 0- 0          |      |      |       |           |

| RPI 1-25                  |   |                 |       | RPI 26-50 |   |            |       | RPI 51-100 |   |                 |       | RPI 101+ Team's RPI: 124 |   |                   |       |
|---------------------------|---|-----------------|-------|-----------|---|------------|-------|------------|---|-----------------|-------|--------------------------|---|-------------------|-------|
| RPI                       | S | Opponent        | Score | RPI       | S | Opponent   | Score | RPI        | S | Opponent        | Score | RPI                      | S | Opponent          | Score |
| 13                        | A | NC State        | 49 63 | 45        | A | Creighton  | 58 69 | 60         | A | St. John's (NY) | 41 64 | 105                      | N | Auburn            | 40 60 |
| 21                        | H | Marquette       | 85 58 | 50        | H | Minnesota  | 63 73 | 88         | A | Butler          | 63 52 | 114                      | A | George Washington | 54 65 |
| 22                        | H | Villanova       | 58 60 |           |   |            |       | 88         | H | Butler          | 57 66 | 177                      | N | Northwestern      | 55 54 |
| 23                        | H | DePaul          | 62 78 |           |   |            |       | 93         | A | Seton Hall      | 65 70 | 186                      | A | Providence        | 75 43 |
|                           |   |                 |       |           |   |            |       | 94         | N | Chattanooga     | 41 54 | 197                      | A | Xavier            | 65 48 |
|                           |   |                 |       |           |   |            |       |            |   |                 |       | 197                      | H | Xavier            | 65 60 |
|                           |   |                 |       |           |   |            |       |            |   |                 |       | 240                      | A | Loyola Maryland   | 72 54 |
|                           |   |                 |       |           |   |            |       |            |   |                 |       | 249                      | H | Howard            | 93 41 |
|                           |   |                 |       |           |   |            |       |            |   |                 |       | 287                      | H | FIU               | 77 56 |
|                           |   |                 |       |           |   |            |       |            |   |                 |       | 307                      | A | VCU               | 71 59 |
| LAST 12 Division I GAMES: |   |                 |       |           |   |            |       |            |   |                 |       |                          |   |                   |       |
| 197                       | A | Xavier          | 65 48 | 22        | H | Villanova  | 58 60 |            |   |                 |       |                          |   |                   |       |
| 88                        | A | Butler          | 63 52 | 88        | H | Butler     | 57 66 |            |   |                 |       |                          |   |                   |       |
| 23                        | H | DePaul          | 62 78 | 197       | H | Xavier     | 65 60 |            |   |                 |       |                          |   |                   |       |
| 21                        | H | Marquette       | 85 58 | 45        | A | Creighton  | 58 69 |            |   |                 |       |                          |   |                   |       |
| 93                        | A | Seton Hall      | 65 70 | 186       | A | Providence | 75 43 |            |   |                 |       |                          |   |                   |       |
| 60                        | A | St. John's (NY) | 41 64 | 307       | A | VCU        | 71 59 |            |   |                 |       |                          |   |                   |       |

Non-Div I Games:

Georgetown



Average RPI Win: 147

Average RPI Loss: 14

WON-LOST  
RECORDWINNING  
PCT. RANKLAST 10  
GAMESSTRENGTH OF  
SCHEDULEOPP. STRENGTH  
OF SCHEDULETEAM  
RPIADJ.  
RPICONF.  
RPIADJ CONF.  
RPIDIV. I ONLY  
DIV. I NON-CONF.19- 3  
12- 110  
68- 2  
3- 057  
12843  
12017  
3017  
302  
22  
2

TOTALS

RPI 1-25

RPI 26-50

W-L RECORDS

RPI 51-100

RPI 101-999

RPI 201+

19- 3

2- 2

1- 1

OVERALL

4- 0

12- 0

6- 0

11- 2

1- 2

0- 0

HOME

2- 0

8- 0

5- 0

8- 1

1- 0

1- 1

AWAY

2- 0

4- 0

1- 0

0- 0

0- 0

0- 0

NEUTRAL

0- 0

0- 0

0- 0

12- 1

0- 1

1- 0

NON-CONFERENCE

2- 0

9- 0

6- 0

8- 1

0- 1

0- 0

HOME

1- 0

7- 0

5- 0

4- 0

0- 0

1- 0

AWAY

1- 0

2- 0

1- 0

0- 0

0- 0

0- 0

NEUTRAL

0- 0

0- 0

0- 0

7- 2

2- 1

0- 1

CONFERENCE

2- 0

3- 0

0- 0

3- 1

1- 1

0- 0

HOME

1- 0

1- 0

0- 0

4- 1

1- 0

0- 1

AWAY

1- 0

2- 0

0- 0

0- 0

0- 0

0- 0

NEUTRAL

0- 0

0- 0

0- 0

RPI 1-25

Team's RPI: 17

RPI 26-50

RPI 51-100

RPI 101+

| RPI | S | Opponent        | Score |
|-----|---|-----------------|-------|
| 3   | H | Mississippi St. | 62 86 |
| 11  | H | Texas           | 53 81 |
| 12  | A | Texas A&M       | 92 84 |
| 15  | H | Missouri        | 62 50 |

| RPI | S | Opponent | Score |
|-----|---|----------|-------|
| 27  | A | LSU      | 60 71 |
| 31  | A | Virginia | 64 61 |

| RPI | S | Opponent     | Score |
|-----|---|--------------|-------|
| 62  | A | Mercer       | 72 54 |
| 74  | H | Georgia Tech | 60 53 |
| 98  | A | Kentucky     | 56 42 |
| 100 | H | Arkansas     | 78 65 |

| RPI | S | Opponent       | Score |
|-----|---|----------------|-------|
| 101 | H | Wright St.     | 87 71 |
| 105 | H | Auburn         | 60 48 |
| 112 | A | BYU            | 79 63 |
| 118 | A | Vanderbilt     | 81 52 |
| 172 | A | Florida        | 66 57 |
| 175 | H | Furman         | 79 44 |
| 212 | A | N.C. A&T       | 73 63 |
| 230 | H | North Florida  | 75 37 |
| 249 | H | Howard         | 87 47 |
| 283 | H | Wofford        | 95 56 |
| 323 | H | Western Caro.  | 76 50 |
| 330 | H | Tennessee Tech | 56 48 |

LAST 12 Division I GAMES:

|     |   |           |       |     |   |                 |       |
|-----|---|-----------|-------|-----|---|-----------------|-------|
| 27  | A | LSU       | 60 71 | 98  | A | Kentucky        | 56 42 |
| 172 | A | Florida   | 66 57 | 118 | A | Vanderbilt      | 81 52 |
| 15  | H | Missouri  | 62 50 | 3   | H | Mississippi St. | 62 86 |
| 105 | H | Auburn    | 60 48 | 230 | H | North Florida   | 75 37 |
| 12  | A | Texas A&M | 92 84 | 101 | H | Wright St.      | 87 71 |
| 100 | H | Arkansas  | 78 65 | 249 | H | Howard          | 87 47 |

Non-Div I Games:

Georgia



|                   |          |           |                |            |             |               |      |      |       |           |
|-------------------|----------|-----------|----------------|------------|-------------|---------------|------|------|-------|-----------|
| Average RPI Win:  | 265      | WON-LOST  | WINNING        | LAST 10    | STRENGTH OF | OPP. STRENGTH | TEAM | ADJ. | CONF. | ADJ CONF. |
| Average RPI Loss: | 174      | RECORD    | PCT. RANK      | GAMES      | SCHEDULE    | OF SCHEDULE   | RPI  | RPI  | RPI   | RPI       |
| DIV. I ONLY       | 3- 16    | 316       | 1- 9           | 185        | 217         | 315           | 315  | 23   | 23    |           |
| DIV. I NON-CONF.  | 2- 7     | 286       | 1- 1           | 156        | 106         | 275           | 275  | 23   | 23    |           |
| -----             |          |           |                |            |             |               |      |      |       |           |
| TOTALS            | RPI 1-25 | RPI 26-50 | W-L RECORDS    | RPI 51-100 | RPI 101-999 | RPI 201+      |      |      |       |           |
| 3- 16             | 0- 1     | 0- 1      | OVERALL        | 0- 2       | 3- 12       | 2- 8          |      |      |       |           |
| 3- 6              | 0- 0     | 0- 1      | HOME           | 0- 0       | 3- 5        | 2- 2          |      |      |       |           |
| 0- 10             | 0- 0     | 0- 0      | AWAY           | 0- 0       | 0- 0        | 0- 0          |      |      |       |           |
| 0- 0              | 0- 0     | 0- 0      | NEUTRAL        | 0- 0       | 0- 0        | 0- 0          |      |      |       |           |
| 2- 7              | 0- 1     | 0- 1      | NON-CONFERENCE | 0- 1       | 2- 4        | 1- 2          |      |      |       |           |
| 2- 2              | 0- 0     | 0- 1      | HOME           | 0- 0       | 2- 1        | 1- 0          |      |      |       |           |
| 0- 5              | 0- 1     | 0- 0      | AWAY           | 0- 1       | 0- 3        | 0- 2          |      |      |       |           |
| 0- 0              | 0- 0     | 0- 0      | NEUTRAL        | 0- 0       | 0- 0        | 0- 0          |      |      |       |           |
| 1- 9              | 0- 0     | 0- 0      | CONFERENCE     | 0- 1       | 1- 8        | 1- 6          |      |      |       |           |
| 1- 4              | 0- 0     | 0- 0      | HOME           | 0- 0       | 1- 4        | 1- 2          |      |      |       |           |
| 0- 5              | 0- 0     | 0- 0      | AWAY           | 0- 1       | 0- 4        | 0- 4          |      |      |       |           |
| 0- 0              | 0- 0     | 0- 0      | NEUTRAL        | 0- 0       | 0- 0        | 0- 0          |      |      |       |           |

| RPI 1-25                  |   |                 |        | RPI 26-50 |   |                  |       | RPI 51-100 |   |              |       | RPI 101+ |   |                  |       | Team's RPI: 315 |
|---------------------------|---|-----------------|--------|-----------|---|------------------|-------|------------|---|--------------|-------|----------|---|------------------|-------|-----------------|
| RPI                       | S | Opponent        | Score  | RPI       | S | Opponent         | Score | RPI        | S | Opponent     | Score | RPI      | S | Opponent         | Score |                 |
| 3                         | A | Mississippi St. | 50 106 | 46        | H | Western Ky.      | 63 74 | 74         | A | Georgia Tech | 51 75 | 122      | H | Little Rock      | 50 65 |                 |
|                           |   |                 |        |           |   |                  |       | 89         | A | South Ala.   | 52 88 | 149      | H | Texas St.        | 63 83 |                 |
|                           |   |                 |        |           |   |                  |       |            |   |              |       | 166      | H | Jacksonville St. | 55 41 |                 |
|                           |   |                 |        |           |   |                  |       |            |   |              |       | 172      | A | Florida          | 66 82 |                 |
|                           |   |                 |        |           |   |                  |       |            |   |              |       | 179      | H | Fla. Atlantic    | 50 82 |                 |
|                           |   |                 |        |           |   |                  |       |            |   |              |       | 208      | H | UT Arlington     | 76 81 |                 |
|                           |   |                 |        |           |   |                  |       |            |   |              |       | 210      | A | Arkansas St.     | 63 76 |                 |
|                           |   |                 |        |           |   |                  |       |            |   |              |       | 210      | H | Arkansas St.     | 58 75 |                 |
|                           |   |                 |        |           |   |                  |       |            |   |              |       | 221      | A | Troy             | 86 90 |                 |
|                           |   |                 |        |           |   |                  |       |            |   |              |       | 271      | A | Appalachian St.  | 62 77 |                 |
|                           |   |                 |        |           |   |                  |       |            |   |              |       | 273      | A | Coastal Caro.    | 49 64 |                 |
|                           |   |                 |        |           |   |                  |       |            |   |              |       | 278      | A | UNCW             | 62 74 |                 |
|                           |   |                 |        |           |   |                  |       |            |   |              |       | 280      | A | Kennesaw St.     | 61 71 |                 |
|                           |   |                 |        |           |   |                  |       |            |   |              |       | 307      | H | VCU              | 61 56 |                 |
|                           |   |                 |        |           |   |                  |       |            |   |              |       | 321      | H | Ga. Southern     | 71 56 |                 |
| -----                     |   |                 |        |           |   |                  |       |            |   |              |       |          |   |                  |       |                 |
| LAST 12 Division I GAMES: |   |                 |        |           |   |                  |       |            |   |              |       |          |   |                  |       |                 |
| 210                       | A | Arkansas St.    | 63 76  | 210       | H | Arkansas St.     | 58 75 |            |   |              |       |          |   |                  |       |                 |
| 149                       | H | Texas St.       | 63 83  | 122       | H | Little Rock      | 50 65 |            |   |              |       |          |   |                  |       |                 |
| 208                       | H | UT Arlington    | 76 81  | 221       | A | Troy             | 86 90 |            |   |              |       |          |   |                  |       |                 |
| 321                       | H | Ga. Southern    | 71 56  | 89        | A | South Ala.       | 52 88 |            |   |              |       |          |   |                  |       |                 |
| 273                       | A | Coastal Caro.   | 49 64  | 278       | A | UNCW             | 62 74 |            |   |              |       |          |   |                  |       |                 |
| 271                       | A | Appalachian St. | 62 77  | 166       | H | Jacksonville St. | 55 41 |            |   |              |       |          |   |                  |       |                 |

Non-Div I Games: Allen 101 56 North Greenville 91 89

Georgia St.



|                   |          |           |                |            |             |               |      |      |       |           |
|-------------------|----------|-----------|----------------|------------|-------------|---------------|------|------|-------|-----------|
| Average RPI Win:  | 190      | WON-LOST  | WINNING        | LAST 10    | STRENGTH OF | OPP. STRENGTH | TEAM | ADJ. | CONF. | ADJ CONF. |
| Average RPI Loss: | 33       | RECORD    | PCT. RANK      | GAMES      | SCHEDULE    | OF SCHEDULE   | RPI  | RPI  | RPI   | RPI       |
| DIV. I ONLY       | 13- 10   | 136       | 2- 8           | 22         | 68          | 74            | 74   | 1    | 1     |           |
| DIV. I NON-CONF.  | 11- 2    | 22        | 2- 0           | 83         | 256         | 35            | 35   | 1    | 1     |           |
| -----             |          |           |                |            |             |               |      |      |       |           |
| TOTALS            | RPI 1-25 | RPI 26-50 | W-L RECORDS    | RPI 51-100 | RPI 101-999 | RPI 201+      |      |      |       |           |
| 13- 10            | 0- 6     | 1- 2      | OVERALL        | 1- 1       | 11- 1       | 6- 0          |      |      |       |           |
| 10- 3             | 0- 2     | 1- 1      | HOME           | 0- 0       | 9- 0        | 5- 0          |      |      |       |           |
| 2- 6              | 0- 3     | 0- 1      | AWAY           | 1- 1       | 1- 1        | 1- 0          |      |      |       |           |
| 1- 1              | 0- 1     | 0- 0      | NEUTRAL        | 0- 0       | 1- 0        | 0- 0          |      |      |       |           |
| 11- 2             | 0- 2     | 1- 0      | NON-CONFERENCE | 1- 0       | 9- 0        | 6- 0          |      |      |       |           |
| 8- 0              | 0- 0     | 1- 0      | HOME           | 0- 0       | 7- 0        | 5- 0          |      |      |       |           |
| 2- 1              | 0- 1     | 0- 0      | AWAY           | 1- 0       | 1- 0        | 1- 0          |      |      |       |           |
| 1- 1              | 0- 1     | 0- 0      | NEUTRAL        | 0- 0       | 1- 0        | 0- 0          |      |      |       |           |
| 2- 8              | 0- 4     | 0- 2      | CONFERENCE     | 0- 1       | 2- 1        | 0- 0          |      |      |       |           |
| 2- 3              | 0- 2     | 0- 1      | HOME           | 0- 0       | 2- 0        | 0- 0          |      |      |       |           |
| 0- 5              | 0- 2     | 0- 1      | AWAY           | 0- 1       | 0- 1        | 0- 0          |      |      |       |           |
| 0- 0              | 0- 0     | 0- 0      | NEUTRAL        | 0- 0       | 0- 0        | 0- 0          |      |      |       |           |

| RPI 1-25 |   |            |       | RPI 26-50 |   |             |       | RPI 51-100 |   |                  |       | RPI 101+ |   |                |       |
|----------|---|------------|-------|-----------|---|-------------|-------|------------|---|------------------|-------|----------|---|----------------|-------|
| RPI      | S | Opponent   | Score | RPI       | S | Opponent    | Score | RPI        | S | Opponent         | Score | RPI      | S | Opponent       | Score |
| 2        | H | Notre Dame | 54 77 | 31        | H | Vi rgi ni a | 56 62 | 52         | A | Princeton        | 67 56 | 102      | H | Wake Forest    | 79 67 |
| 4        | H | Louisville | 71 74 | 35        | A | Syracuse    | 77 88 | 64         | A | Vi rgi ni a Tech | 62 68 | 113      | N | Penn           | 69 55 |
| 8        | N | Baylor     | 57 80 | 37        | H | Purdue      | 68 55 |            |   |                  |       | 130      | H | Mi ddl e Tenn. | 48 45 |
| 13       | A | NC State   | 43 56 |           |   |             |       |            |   |                  |       | 135      | H | Cl emson       | 66 33 |
| 14       | A | Duke       | 59 77 |           |   |             |       |            |   |                  |       | 140      | A | Pi ttsburgh    | 62 68 |
| 17       | A | Georgi a   | 53 60 |           |   |             |       |            |   |                  |       | 165      | H | Southern Miss. | 63 44 |
|          |   |            |       |           |   |             |       |            |   |                  |       |          |   |                |       |
|          |   |            |       |           |   |             |       |            |   |                  |       |          |   |                |       |
|          |   |            |       |           |   |             |       |            |   |                  |       |          |   |                |       |
|          |   |            |       |           |   |             |       |            |   |                  |       |          |   |                |       |
|          |   |            |       |           |   |             |       |            |   |                  |       |          |   |                |       |
|          |   |            |       |           |   |             |       |            |   |                  |       |          |   |                |       |
|          |   |            |       |           |   |             |       |            |   |                  |       |          |   |                |       |
|          |   |            |       |           |   |             |       |            |   |                  |       |          |   |                |       |
|          |   |            |       |           |   |             |       |            |   |                  |       |          |   |                |       |
|          |   |            |       |           |   |             |       |            |   |                  |       |          |   |                |       |
|          |   |            |       |           |   |             |       |            |   |                  |       |          |   |                |       |
|          |   |            |       |           |   |             |       |            |   |                  |       |          |   |                |       |
|          |   |            |       |           |   |             |       |            |   |                  |       |          |   |                |       |
|          |   |            |       |           |   |             |       |            |   |                  |       |          |   |                |       |
|          |   |            |       |           |   |             |       |            |   |                  |       |          |   |                |       |
|          |   |            |       |           |   |             |       |            |   |                  |       |          |   |                |       |
|          |   |            |       |           |   |             |       |            |   |                  |       |          |   |                |       |
|          |   |            |       |           |   |             |       |            |   |                  |       |          |   |                |       |
|          |   |            |       |           |   |             |       |            |   |                  |       |          |   |                |       |
|          |   |            |       |           |   |             |       |            |   |                  |       |          |   |                |       |
|          |   |            |       |           |   |             |       |            |   |                  |       |          |   |                |       |
|          |   |            |       |           |   |             |       |            |   |                  |       |          |   |                |       |
|          |   |            |       |           |   |             |       |            |   |                  |       |          |   |                |       |
|          |   |            |       |           |   |             |       |            |   |                  |       |          |   |                |       |
|          |   |            |       |           |   |             |       |            |   |                  |       |          |   |                |       |
|          |   |            |       |           |   |             |       |            |   |                  |       |          |   |                |       |
|          |   |            |       |           |   |             |       |            |   |                  |       |          |   |                |       |
|          |   |            |       |           |   |             |       |            |   |                  |       |          |   |                |       |
|          |   |            |       |           |   |             |       |            |   |                  |       |          |   |                |       |
|          |   |            |       |           |   |             |       |            |   |                  |       |          |   |                |       |
|          |   |            |       |           |   |             |       |            |   |                  |       |          |   |                |       |
|          |   |            |       |           |   |             |       |            |   |                  |       |          |   |                |       |
|          |   |            |       |           |   |             |       |            |   |                  |       |          |   |                |       |
|          |   |            |       |           |   |             |       |            |   |                  |       |          |   |                |       |
|          |   |            |       |           |   |             |       |            |   |                  |       |          |   |                |       |
|          |   |            |       |           |   |             |       |            |   |                  |       |          |   |                |       |
|          |   |            |       |           |   |             |       |            |   |                  |       |          |   |                |       |
|          |   |            |       |           |   |             |       |            |   |                  |       |          |   |                |       |
|          |   |            |       |           |   |             |       |            |   |                  |       |          |   |                |       |
|          |   |            |       |           |   |             |       |            |   |                  |       |          |   |                |       |
|          |   |            |       |           |   |             |       |            |   |                  |       |          |   |                |       |
|          |   |            |       |           |   |             |       |            |   |                  |       |          |   |                |       |
|          |   |            |       |           |   |             |       |            |   |                  |       |          |   |                |       |
|          |   |            |       |           |   |             |       |            |   |                  |       |          |   |                |       |
|          |   |            |       |           |   |             |       |            |   |                  |       |          |   |                |       |
|          |   |            |       |           |   |             |       |            |   |                  |       |          |   |                |       |
|          |   |            |       |           |   |             |       |            |   |                  |       |          |   |                |       |
|          |   |            |       |           |   |             |       |            |   |                  |       |          |   |                |       |
|          |   |            |       |           |   |             |       |            |   |                  |       |          |   |                |       |
|          |   |            |       |           |   |             |       |            |   |                  |       |          |   |                |       |
|          |   |            |       |           |   |             |       |            |   |                  |       |          |   |                |       |
|          |   |            |       |           |   |             |       |            |   |                  |       |          |   |                |       |
|          |   |            |       |           |   |             |       |            |   |                  |       |          |   |                |       |
|          |   |            |       |           |   |             |       |            |   |                  |       |          |   |                |       |
|          |   |            |       |           |   |             |       |            |   |                  |       |          |   |                |       |
|          |   |            |       |           |   |             |       |            |   |                  |       |          |   |                |       |
|          |   |            |       |           |   |             |       |            |   |                  |       |          |   |                |       |
|          |   |            |       |           |   |             |       |            |   |                  |       |          |   |                |       |
|          |   |            |       |           |   |             |       |            |   |                  |       |          |   |                |       |
|          |   |            |       |           |   |             |       |            |   |                  |       |          |   |                |       |
|          |   |            |       |           |   |             |       |            |   |                  |       |          |   |                |       |
|          |   |            |       |           |   |             |       |            |   |                  |       |          |   |                |       |
|          |   |            |       |           |   |             |       |            |   |                  |       |          |   |                |       |
|          |   |            |       |           |   |             |       |            |   |                  |       |          |   |                |       |
|          |   |            |       |           |   |             |       |            |   |                  |       |          |   |                |       |
|          |   |            |       |           |   |             |       |            |   |                  |       |          |   |                |       |
|          |   |            |       |           |   |             |       |            |   |                  |       |          |   |                |       |
|          |   |            |       |           |   |             |       |            |   |                  |       |          |   |                |       |
|          |   |            |       |           |   |             |       |            |   |                  |       |          |   |                |       |
|          |   |            |       |           |   |             |       |            |   |                  |       |          |   |                |       |
|          |   |            |       |           |   |             |       |            |   |                  |       |          |   |                |       |
|          |   |            |       |           |   |             |       |            |   |                  |       |          |   |                |       |
|          |   |            |       |           |   |             |       |            |   |                  |       |          |   |                |       |
|          |   |            |       |           |   |             |       |            |   |                  |       |          |   |                |       |
|          |   |            |       |           |   |             |       |            |   |                  |       |          |   |                |       |
|          |   |            |       |           |   |             |       |            |   |                  |       |          |   |                |       |
|          |   |            |       |           |   |             |       |            |   |                  |       |          |   |                |       |
|          |   |            |       |           |   |             |       |            |   |                  |       |          |   |                |       |
|          |   |            |       |           |   |             |       |            |   |                  |       |          |   |                |       |
|          |   |            |       |           |   |             |       |            |   |                  |       |          |   |                |       |
|          |   |            |       |           |   |             |       |            |   |                  |       |          |   |                |       |
|          |   |            |       |           |   |             |       |            |   |                  |       |          |   |                |       |
|          |   |            |       |           |   |             |       |            |   |                  |       |          |   |                |       |
|          |   |            |       |           |   |             |       |            |   |                  |       |          |   |                |       |
|          |   |            |       |           |   |             |       |            |   |                  |       |          |   |                |       |
|          |   |            |       |           |   |             |       |            |   |                  |       |          |   |                |       |
|          |   |            |       |           |   |             |       |            |   |                  |       |          |   |                |       |
|          |   |            |       |           |   |             |       |            |   |                  |       |          |   |                |       |
|          |   |            |       |           |   |             |       |            |   |                  |       |          |   |                |       |
|          |   |            |       |           |   |             |       |            |   |                  |       |          |   |                |       |
|          |   |            |       |           |   |             |       |            |   |                  |       |          |   |                |       |
|          |   |            |       |           |   |             |       |            |   |                  |       |          |   |                |       |
|          |   |            |       |           |   |             |       |            |   |                  |       |          |   |                |       |
|          |   |            |       |           |   |             |       |            |   |                  |       |          |   |                |       |
|          |   |            |       |           |   |             |       |            |   |                  |       |          |   |                |       |
|          |   |            |       |           |   |             |       |            |   |                  |       |          |   |                |       |
|          |   |            |       |           |   |             |       |            |   |                  |       |          |   |                |       |
|          |   |            |       |           |   |             |       |            |   |                  |       |          |   |                |       |
|          |   |            |       |           |   |             |       |            |   |                  |       |          |   |                |       |
|          |   |            |       |           |   |             |       |            |   |                  |       |          |   |                |       |
|          |   |            |       |           |   |             |       |            |   |                  |       |          |   |                |       |
|          |   |            |       |           |   |             |       |            |   |                  |       |          |   |                |       |
|          |   |            |       |           |   |             |       |            |   |                  |       |          |   |                |       |
|          |   |            |       |           |   |             |       |            |   |                  |       |          |   |                |       |
|          |   |            |       |           |   |             |       |            |   |                  |       |          |   |                |       |
|          |   |            |       |           |   |             |       |            |   |                  |       |          |   |                |       |
|          |   |            |       |           |   |             |       |            |   |                  |       |          |   |                |       |
|          |   |            |       |           |   |             |       |            |   |                  |       |          |   |                |       |
|          |   |            |       |           |   |             |       |            |   |                  |       |          |   |                |       |
|          |   |            |       |           |   |             |       |            |   |                  |       |          |   |                |       |
|          |   |            |       |           |   |             |       |            |   |                  |       |          |   |                |       |
|          |   |            |       |           |   |             |       |            |   |                  |       |          |   |                |       |
|          |   |            |       |           |   |             |       |            |   |                  |       |          |   |                |       |
|          |   |            |       |           |   |             |       |            |   |                  |       |          |   |                |       |
|          |   |            |       |           |   |             |       |            |   |                  |       |          |   |                |       |
|          |   |            |       |           |   |             |       |            |   |                  |       |          |   |                |       |
|          |   |            |       |           |   |             |       |            |   |                  |       |          |   |                |       |
|          |   |            |       |           |   |             |       |            |   |                  |       |          |   |                |       |
|          |   |            |       |           |   |             |       |            |   |                  |       |          |   |                |       |
|          |   |            |       |           |   |             |       |            |   |                  |       |          |   |                |       |
|          |   |            |       |           |   |             |       |            |   |                  |       |          |   |                |       |
|          |   |            |       |           |   |             |       |            |   |                  |       |          |   |                |       |
|          |   |            |       |           |   |             |       |            |   |                  |       |          |   |                |       |
|          |   |            |       |           |   |             |       |            |   |                  |       |          |   |                |       |
|          |   |            |       |           |   |             |       |            |   |                  |       |          |   |                |       |
|          |   |            |       |           |   |             |       |            |   |                  |       |          |   |                |       |
|          |   |            |       |           |   |             |       |            |   |                  |       |          |   |                |       |
|          |   |            |       |           |   |             |       |            |   |                  |       |          |   |                |       |
|          |   |            |       |           |   |             |       |            |   |                  |       |          |   |                |       |
|          |   |            |       |           |   |             |       |            |   |                  |       |          |   |                |       |
|          |   |            |       |           |   |             |       |            |   |                  |       |          |   |                |       |
|          |   |            |       |           |   |             |       |            |   |                  |       |          |   |                |       |
|          |   |            |       |           |   |             |       |            |   |                  |       |          |   |                |       |
|          |   |            |       |           |   |             |       |            |   |                  |       |          |   |                |       |
|          |   |            |       |           |   |             |       |            |   |                  |       |          |   |                |       |
|          |   |            |       |           |   |             |       |            |   |                  |       |          |   |                |       |
|          |   |            |       |           |   |             |       |            |   |                  |       |          |   |                |       |
|          |   |            |       |           |   |             |       |            |   |                  |       |          |   |                |       |
|          |   |            |       |           |   |             |       |            |   |                  |       |          |   |                |       |
|          |   |            |       |           |   |             |       |            |   |                  |       |          |   |                |       |
|          |   |            |       |           |   |             |       |            |   |                  |       |          |   |                |       |
|          |   |            |       |           |   |             |       |            |   |                  |       |          |   |                |       |
|          |   |            |       |           |   |             |       |            |   |                  |       |          |   |                |       |
|          |   |            |       |           |   |             |       |            |   |                  |       |          |   |                |       |
|          |   |            |       |           |   |             |       |            |   |                  |       |          |   |                |       |
|          |   |            |       |           |   |             |       |            |   |                  |       |          |   |                |       |
|          |   |            |       |           |   |             |       |            |   |                  |       |          |   |                |       |
|          |   |            |       |           |   |             |       |            |   |                  |       |          |   |                |       |
|          |   |            |       |           |   |             |       |            |   |                  |       |          |   |                |       |
|          |   |            |       |           |   |             |       |            |   |                  |       |          |   |                |       |
|          |   |            |       |           |   |             |       |            |   |                  |       |          |   |                |       |
|          |   |            |       |           |   |             |       |            |   |                  |       |          |   |                |       |
|          |   |            |       |           |   |             |       |            |   |                  |       |          |   |                |       |
|          |   |            |       |           |   |             |       |            |   |                  |       |          |   |                |       |
|          |   |            |       |           |   |             |       |            |   |                  |       |          |   |                |       |
|          |   |            |       |           |   |             |       |            |   |                  |       |          |   |                |       |
|          |   |            |       |           |   |             |       |            |   |                  |       |          |   |                |       |
|          |   |            |       |           |   |             |       |            |   |                  |       |          |   |                |       |
|          |   |            |       |           |   |             |       |            |   |                  |       |          |   |                |       |
|          |   |            |       |           |   |             |       |            |   |                  |       |          |   |                |       |
|          |   |            |       |           |   |             |       |            |   |                  |       |          |   |                |       |
|          |   |            |       |           |   |             |       |            |   |                  |       |          |   |                |       |
|          |   |            |       |           |   |             |       |            |   |                  |       |          |   |                |       |
|          |   |            |       |           |   |             |       |            |   |                  |       |          |   |                |       |
|          |   |            |       |           |   |             |       |            |   |                  |       |          |   |                |       |
|          |   |            |       |           |   |             |       |            |   |                  |       |          |   |                |       |
|          |   |            |       |           |   |             |       |            |   |                  |       |          |   |                |       |
|          |   |            |       |           |   |             |       |            |   |                  |       |          |   |                |       |
|          |   |            |       |           |   |             |       |            |   |                  |       |          |   |                |       |
|          |   |            |       |           |   |             |       |            |   |                  |       |          |   |                |       |
|          |   |            |       |           |   |             |       |            |   |                  |       |          |   |                |       |
|          |   |            |       |           |   |             |       |            |   |                  |       |          |   |                |       |
|          |   |            |       |           |   |             |       |            |   |                  |       |          |   |                |       |
|          |   |            |       |           |   |             |       |            |   |                  |       |          |   |                |       |
|          |   |            |       |           |   |             |       |            |   |                  |       |          |   |                |       |
|          |   |            |       |           |   |             |       |            |   |                  |       |          |   |                |       |
|          |   |            |       |           |   |             |       |            |   |                  |       |          |   |                |       |
|          |   |            |       |           |   |             |       |            |   |                  |       |          |   |                |       |
|          |   |            |       |           |   |             |       |            |   |                  |       |          |   |                |       |
|          |   |            |       |           |   |             |       |            |   |                  |       |          |   |                |       |
|          |   |            |       |           |   |             |       |            |   |                  |       |          |   |                |       |
|          |   |            |       |           |   |             |       |            |   |                  |       |          |   |                |       |
|          |   |            |       |           |   |             |       |            |   |                  |       |          |   |                |       |
|          |   |            |       |           |   |             |       |            |   |                  |       |          |   |                |       |
|          |   |            |       |           |   |             |       |            |   |                  |       |          |   |                |       |
|          |   |            |       |           |   |             |       |            |   |                  |       |          |   |                |       |
|          |   |            |       |           |   |             |       |            |   |                  |       |          |   |                |       |
|          |   |            |       |           |   |             |       |            |   |                  |       |          |   |                |       |
|          |   |            |       |           |   |             |       |            |   |                  |       |          |   |                |       |
|          |   |            |       |           |   |             |       |            |   |                  |       |          |   |                |       |
|          |   |            |       |           |   |             |       |            |   |                  |       |          |   |                |       |
|          |   |            |       |           |   |             |       |            |   |                  |       |          |   |                |       |
|          |   |            |       |           |   |             |       |            |   |                  |       |          |   |                |       |
|          |   |            |       |           |   |             |       |            |   |                  |       |          |   |                |       |
|          |   |            |       |           |   |             |       |            |   |                  |       |          |   |                |       |
|          |   |            |       |           |   |             |       |            |   |                  |       |          |   |                |       |
|          |   |            |       |           |   |             |       |            |   |                  |       |          |   |                |       |
|          |   |            |       |           |   |             |       |            |   |                  |       |          |   |                |       |
|          |   |            |       |           |   |             |       |            |   |                  |       |          |   |                |       |
|          |   |            |       |           |   |             |       |            |   |                  |       |          |   |                |       |
|          |   |            |       |           |   |             |       |            |   |                  |       |          |   |                |       |
|          |   |            |       |           |   |             |       |            |   |                  |       |          |   |                |       |
|          |   |            |       |           |   |             |       |            |   |                  |       |          |   |                |       |
|          |   |            |       |           |   |             |       |            |   |                  |       |          |   |                |       |
|          |   |            |       |           |   |             |       |            |   |                  |       |          |   |                |       |
|          |   |            |       |           |   |             |       |            |   |                  |       |          |   |                |       |
|          |   |            |       |           |   |             |       |            |   |                  |       |          |   |                |       |
|          |   |            |       |           |   |             |       |            |   |                  |       |          |   |                |       |
|          |   |            |       |           |   |             |       |            |   |                  |       |          |   |                |       |
|          |   |            |       |           |   |             |       |            |   |                  |       |          |   |                |       |
|          |   |            |       |           |   |             |       |            |   |                  |       |          |   |                |       |
|          |   |            |       |           |   |             |       |            |   |                  |       |          |   |                |       |
|          |   |            |       |           |   |             |       |            |   |                  |       |          |   |                |       |
|          |   |            |       |           |   |             |       |            |   |                  |       |          |   |                |       |
|          |   |            |       |           |   |             |       |            |   |                  |       |          |   |                |       |
|          |   |            |       |           |   |             |       |            |   |                  |       |          |   |                |       |
|          |   |            |       |           |   |             |       |            |   |                  |       |          |   |                |       |
|          |   |            |       |           |   |             |       |            |   |                  |       |          |   |                |       |
|          |   |            |       |           |   |             |       |            |   |                  |       |          |   |                |       |
|          |   |            |       |           |   |             |       |            |   |                  |       |          |   |                |       |
|          |   |            |       |           |   |             |       |            |   |                  |       |          |   |                |       |
|          |   |            |       |           |   |             |       |            |   |                  |       |          |   |                |       |
|          |   |            |       |           |   |             |       |            |   |                  |       |          |   |                |       |
|          |   |            |       |           |   |             |       |            |   |                  |       |          |   |                |       |
|          |   |            |       |           |   |             |       |            |   |                  |       |          |   |                |       |
|          |   |            |       |           |   |             |       |            |   |                  |       |          |   |                |       |
|          |   |            |       |           |   |             |       |            |   |                  |       |          |   |                |       |
|          |   |            |       |           |   |             |       |            |   |                  |       |          |   |                |       |
|          |   |            |       |           |   |             |       |            |   |                  |       |          |   |                |       |
|          |   |            |       |           |   |             |       |            |   |                  |       |          |   |                |       |
|          |   |            |       |           |   |             |       |            |   |                  |       |          |   |                |       |
|          |   |            |       |           |   |             |       |            |   |                  |       |          |   |                |       |
|          |   |            |       |           |   |             |       |            |   |                  |       |          |   |                |       |
|          |   |            |       |           |   |             |       |            |   |                  |       |          |   |                |       |
|          |   |            |       |           |   |             |       |            |   |                  |       |          |   |                |       |
|          |   |            |       |           |   |             |       |            |   |                  |       |          |   |                |       |
|          |   |            |       |           |   |             |       |            |   |                  |       |          |   |                |       |
|          |   |            |       |           |   |             |       |            |   |                  |       |          |   |                |       |
|          |   |            |       |           |   |             |       |            |   |                  |       |          |   |                |       |
|          |   |            |       |           |   |             |       |            |   |                  |       |          |   |                |       |
|          |   |            |       |           |   |             |       |            |   |                  |       |          |   |                |       |
|          |   |            |       |           |   |             |       |            |   |                  |       |          |   |                |       |
|          |   |            |       |           |   |             |       |            |   |                  |       |          |   |                |       |
|          |   |            |       |           |   |             |       |            |   |                  |       |          |   |                |       |
|          |   |            |       |           |   |             |       |            |   |                  |       |          |   |                |       |
|          |   |            |       |           |   |             |       |            |   |                  |       |          |   |                |       |
|          |   |            |       |           |   |             |       |            |   |                  |       |          |   |                |       |
|          |   |            |       |           |   |             |       |            |   |                  |       |          |   |                |       |
|          |   |            |       |           |   |             |       |            |   |                  |       |          |   |                |       |
|          |   |            |       |           |   |             |       |            |   |                  |       |          |   |                |       |
|          |   |            |       |           |   |             |       |            |   |                  |       |          |   |                |       |
|          |   |            |       |           |   |             |       |            |   |                  |       |          |   |                |       |
|          |   |            |       |           |   |             |       |            |   |                  |       |          |   |                |       |
|          |   |            |       |           |   |             |       |            |   |                  |       |          |   |                |       |
|          |   |            |       |           |   |             |       |            |   |                  |       |          |   |                |       |
|          |   |            |       |           |   |             |       |            |   |                  |       |          |   |                |       |
|          |   |            |       |           |   |             |       |            |   |                  |       |          |   |                |       |
|          |   |            |       |           |   |             |       |            |   |                  |       |          |   |                |       |
|          |   |            |       |           |   |             |       |            |   |                  |       |          |   |                |       |
|          |   |            |       |           |   |             |       |            |   |                  |       |          |   |                |       |
|          |   |            |       |           |   |             |       |            |   |                  |       |          |   |                |       |
|          |   |            |       |           |   |             |       |            |   |                  |       |          |   |                |       |
|          |   |            |       |           |   |             |       |            |   |                  |       |          |   |                |       |
|          |   |            |       |           |   |             |       |            |   |                  |       |          |   |                |       |
|          |   |            |       |           |   |             |       |            |   |                  |       |          |   |                |       |
|          |   |            |       |           |   |             |       |            |   |                  |       |          |   |                |       |
|          |   |            |       |           |   |             |       |            |   |                  |       |          |   |                |       |
|          |   |            |       |           |   |             |       |            |   |                  |       |          |   |                |       |
|          |   |            |       |           |   |             |       |            |   |                  |       |          |   |                |       |
|          |   |            |       |           |   |             |       |            |   |                  |       |          |   |                |       |
|          |   |            |       |           |   |             |       |            |   |                  |       |          |   |                |       |
|          |   |            |       |           |   |             |       |            |   |                  |       |          |   |                |       |
|          |   |            |       |           |   |             |       |            |   |                  |       |          |   |                |       |
|          |   |            |       |           |   |             |       |            |   |                  |       |          |   |                |       |
|          |   |            |       |           |   |             |       |            |   |                  |       |          |   |                |       |
|          |   |            |       |           |   |             |       |            |   |                  |       |          |   |                |       |
|          |   |            |       |           |   |             |       |            |   |                  |       |          |   |                |       |
|          |   |            |       |           |   |             |       |            |   |                  |       |          |   |                |       |
|          |   |            |       |           |   |             |       |            |   |                  |       |          |   |                |       |
|          |   |            |       |           |   |             |       |            |   |                  |       |          |   |                |       |
|          |   |            |       |           |   |             |       |            |   |                  |       |          |   |                |       |
|          |   |            |       |           |   |             |       |            |   |                  |       |          |   |                |       |
|          |   |            |       |           |   |             |       |            |   |                  |       |          |   |                |       |
|          |   |            |       |           |   |             |       |            |   |                  |       |          |   |                |       |
|          |   |            |       |           |   |             |       |            |   |                  |       |          |   |                |       |
|          |   |            |       |           |   |             |       |            |   |                  |       |          |   |                |       |
|          |   |            |       |           |   |             |       |            |   |                  |       |          |   |                |       |
|          |   |            |       |           |   |             |       |            |   |                  |       |          |   |                |       |
|          |   |            |       |           |   |             |       |            |   |                  |       |          |   |                |       |
|          |   |            |       |           |   |             |       |            |   |                  |       |          |   |                |       |
|          |   |            |       |           |   |             |       |            |   |                  |       |          |   |                |       |
|          |   |            |       |           |   |             |       |            |   |                  |       |          |   |                |       |
|          |   |            |       |           |   |             |       |            |   |                  |       |          |   |                |       |
|          |   |            |       |           |   |             |       |            |   |                  |       |          |   |                |       |
|          |   |            |       |           |   |             |       |            |   |                  |       |          |   |                |       |
|          |   |            |       |           |   |             |       |            |   |                  |       |          |   |                |       |
|          |   |            |       |           |   |             |       |            |   |                  |       |          |   |                |       |
|          |   |            |       |           |   |             |       |            |   |                  |       |          |   |                |       |
|          |   |            |       |           |   |             |       |            |   |                  |       |          |   |                |       |
|          |   |            |       |           |   |             |       |            |   |                  |       |          |   |                |       |
|          |   |            |       |           |   |             |       |            |   |                  |       |          |   |                |       |
|          |   |            |       |           |   |             |       |            |   |                  |       |          |   |                |       |
|          |   |            |       |           |   |             |       |            |   |                  |       |          |   |                |       |
|          |   |            |       |           |   |             |       |            |   |                  |       |          |   |                |       |
|          |   |            |       |           |   |             |       |            |   |                  |       |          |   |                |       |
|          |   |            |       |           |   |             |       |            |   |                  |       |          |   |                |       |
|          |   |            |       |           |   |             |       |            |   |                  |       |          |   |                |       |
|          |   |            |       |           |   |             |       |            |   |                  |       |          |   |                |       |
|          |   |            |       |           |   |             |       |            |   |                  |       |          |   |                |       |
|          |   |            |       |           |   |             |       |            |   |                  |       |          |   |                |       |
|          |   |            |       |           |   |             |       |            |   |                  |       |          |   |                |       |
|          |   |            |       |           |   |             |       |            |   |                  |       |          |   |                |       |
|          |   |            |       |           |   |             |       |            |   |                  |       |          |   |                |       |
|          |   |            |       |           |   |             |       |            |   |                  |       |          |   |                |       |
|          |   |            |       |           |   |             |       |            |   |                  |       |          |   |                |       |
|          |   |            |       |           |   |             |       |            |   |                  |       |          |   |                |       |
|          |   |            |       |           |   |             |       |            |   |                  |       |          |   |                |       |
|          |   |            |       |           |   |             |       |            |   |                  |       |          |   |                |       |
|          |   |            |       |           |   |             |       |            |   |                  |       |          |   |                |       |
|          |   |            |       |           |   |             |       |            |   |                  |       |          |   |                |       |
|          |   |            |       |           |   |             |       |            |   |                  |       |          |   |                |       |
|          |   |            |       |           |   |             |       |            |   |                  |       |          |   |                |       |
|          |   |            |       |           |   |             |       |            |   |                  |       |          |   |                |       |
|          |   |            |       |           |   |             |       |            |   |                  |       |          |   |                |       |
|          |   |            |       |           |   |             |       |            |   |                  |       |          |   |                |       |
|          |   |            |       |           |   |             |       |            |   |                  |       |          |   |                |       |
|          |   |            |       |           |   |             |       |            |   |                  |       |          |   |                |       |
|          |   |            |       |           |   |             |       |            |   |                  |       |          |   |                |       |
|          |   |            |       |           |   |             |       |            |   |                  |       |          |   |                |       |
|          |   |            |       |           |   |             |       |            |   |                  |       |          |   |                |       |
|          |   |            |       |           |   |             |       |            |   |                  |       |          |   |                |       |
|          |   |            |       |           |   |             |       |            |   |                  |       |          |   |                |       |
|          |   |            |       |           |   |             |       |            |   |                  |       |          |   |                |       |
|          |   |            |       |           |   |             |       |            |   |                  |       |          |   |                |       |
|          |   |            |       |           |   |             |       |            |   |                  |       |          |   |                |       |
|          |   |            |       |           |   |             |       |            |   |                  |       |          |   |                |       |
|          |   |            |       |           |   |             |       |            |   |                  |       |          |   |                |       |
|          |   |            |       |           |   |             |       |            |   |                  |       |          |   |                |       |
|          |   |            |       |           |   |             |       |            |   |                  |       |          |   |                |       |
|          |   |            |       |           |   |             |       |            |   |                  |       |          |   |                |       |
|          |   |            |       |           |   |             |       |            |   |                  |       |          |   |                |       |
|          |   |            |       |           |   |             |       |            |   |                  |       |          |   |                |       |
|          |   |            |       |           |   |             |       |            |   |                  |       |          |   |                |       |
|          |   |            |       |           |   |             |       |            |   |                  |       |          |   |                |       |
|          |   |            |       |           |   |             |       |            |   |                  |       |          |   |                |       |
|          |   |            |       |           |   |             |       |            |   |                  |       |          |   |                |       |
|          |   |            |       |           |   |             |       |            |   |                  |       |          |   |                |       |
|          |   |            |       |           |   |             |       |            |   |                  |       |          |   |                |       |
|          |   |            |       |           |   |             |       |            |   |                  |       |          |   |                |       |
|          |   |            |       |           |   |             |       |            |   |                  |       |          |   |                |       |
|          |   |            |       |           |   |             |       |            |   |                  |       |          |   |                |       |
|          |   |            |       |           |   |             |       |            |   |                  |       |          |   |                |       |
|          |   |            |       |           |   |             |       |            |   |                  |       |          |   |                |       |
|          |   |            |       |           |   |             |       |            |   |                  |       |          |   |                |       |
|          |   |            |       |           |   |             |       |            |   |                  |       |          |   |                |       |
|          |   |            |       |           |   |             |       |            |   |                  |       |          |   |                |       |



|                   |          |           |                |            |             |               |      |      |       |           |
|-------------------|----------|-----------|----------------|------------|-------------|---------------|------|------|-------|-----------|
| Average RPI Win:  | 185      | WON-LOST  | WINNING        | LAST 10    | STRENGTH OF | OPP. STRENGTH | TEAM | ADJ. | CONF. | ADJ CONF. |
| Average RPI Loss: | 81       | RECORD    | PCT. RANK      | GAMES      | SCHEDULE    | OF SCHEDULE   | RPI  | RPI  | RPI   | RPI       |
| DIV. I ONLY       | 18- 4    | 18        | 10- 0          | 135        | 136         | 51            | 51   | 12   | 12    |           |
| DIV. I NON-CONF.  | 7- 4     | 102       | 1- 0           | 32         | 139         | 51            | 51   | 11   | 11    |           |
| -----             |          |           |                |            |             |               |      |      |       |           |
| TOTALS            | RPI 1-25 | RPI 26-50 | W-L RECORDS    | RPI 51-100 | RPI 101-999 | RPI 201+      |      |      |       |           |
| 18- 4             | 0- 1     | 0- 0      | OVERALL        | 2- 1       | 16- 2       | 8- 0          |      |      |       |           |
| 9- 1              | 0- 0     | 0- 0      | HOME           | 0- 0       | 9- 1        | 4- 0          |      |      |       |           |
| 8- 1              | 0- 0     | 0- 0      | AWAY           | 2- 0       | 6- 1        | 4- 0          |      |      |       |           |
| 1- 2              | 0- 1     | 0- 0      | NEUTRAL        | 0- 1       | 1- 0        | 0- 0          |      |      |       |           |
| 7- 4              | 0- 1     | 0- 0      | NON-CONFERENCE | 1- 1       | 6- 2        | 2- 0          |      |      |       |           |
| 4- 1              | 0- 0     | 0- 0      | HOME           | 0- 0       | 4- 1        | 1- 0          |      |      |       |           |
| 2- 1              | 0- 0     | 0- 0      | AWAY           | 1- 0       | 1- 1        | 1- 0          |      |      |       |           |
| 1- 2              | 0- 1     | 0- 0      | NEUTRAL        | 0- 1       | 1- 0        | 0- 0          |      |      |       |           |
| 11- 0             | 0- 0     | 0- 0      | CONFERENCE     | 1- 0       | 10- 0       | 6- 0          |      |      |       |           |
| 5- 0              | 0- 0     | 0- 0      | HOME           | 0- 0       | 5- 0        | 3- 0          |      |      |       |           |
| 6- 0              | 0- 0     | 0- 0      | AWAY           | 1- 0       | 5- 0        | 3- 0          |      |      |       |           |
| 0- 0              | 0- 0     | 0- 0      | NEUTRAL        | 0- 0       | 0- 0        | 0- 0          |      |      |       |           |

| RPI 1-25                  |   |                   |       | RPI 26-50 |   |                  |       | RPI 51-100 Team's RPI: 51 |   |                   |       | RPI 101+ |   |                    |       |
|---------------------------|---|-------------------|-------|-----------|---|------------------|-------|---------------------------|---|-------------------|-------|----------|---|--------------------|-------|
| RPI                       | S | Opponent          | Score | RPI       | S | Opponent         | Score | RPI                       | S | Opponent          | Score | RPI      | S | Opponent           | Score |
| 23                        | N | DePaul            | 71 88 |           |   |                  |       | 76                        | N | Belmont           | 63 71 | 104      | H | UNLV               | 50 52 |
|                           |   |                   |       |           |   |                  |       | 78                        | A | Washington St.    | 64 56 | 116      | H | Western Ill.       | 80 65 |
|                           |   |                   |       |           |   |                  |       | 79                        | A | Saint Mary's (CA) | 73 65 | 121      | A | Colorado St.       | 49 65 |
|                           |   |                   |       |           |   |                  |       |                           |   |                   |       | 125      | N | Kent St.           | 77 57 |
|                           |   |                   |       |           |   |                  |       |                           |   |                   |       | 144      | H | Portland St.       | 91 52 |
|                           |   |                   |       |           |   |                  |       |                           |   |                   |       | 145      | H | Saint Francis (PA) | 97 74 |
|                           |   |                   |       |           |   |                  |       |                           |   |                   |       | 152      | H | Loyola Marymount   | 77 67 |
|                           |   |                   |       |           |   |                  |       |                           |   |                   |       | 153      | A | Pacific            | 99 72 |
|                           |   |                   |       |           |   |                  |       |                           |   |                   |       | 164      | A | San Francisco      | 81 57 |
|                           |   |                   |       |           |   |                  |       |                           |   |                   |       | 164      | H | San Francisco      | 74 47 |
|                           |   |                   |       |           |   |                  |       |                           |   |                   |       | 203      | H | Eastern Wash.      | 69 45 |
|                           |   |                   |       |           |   |                  |       |                           |   |                   |       | 211      | A | San Diego          | 63 44 |
|                           |   |                   |       |           |   |                  |       |                           |   |                   |       | 231      | H | Pepperdine         | 73 51 |
|                           |   |                   |       |           |   |                  |       |                           |   |                   |       | 233      | A | Montana            | 70 55 |
|                           |   |                   |       |           |   |                  |       |                           |   |                   |       | 263      | A | Santa Clara        | 63 51 |
|                           |   |                   |       |           |   |                  |       |                           |   |                   |       | 263      | H | Santa Clara        | 71 44 |
|                           |   |                   |       |           |   |                  |       |                           |   |                   |       | 305      | A | Portland           | 70 56 |
|                           |   |                   |       |           |   |                  |       |                           |   |                   |       | 305      | H | Portland           | 75 36 |
| LAST 12 Division I GAMES: |   |                   |       |           |   |                  |       |                           |   |                   |       |          |   |                    |       |
| 211                       | A | San Diego         | 63 44 | 305       | A | Portland         | 70 56 |                           |   |                   |       |          |   |                    |       |
| 164                       | A | San Francisco     | 81 57 | 152       | H | Loyola Marymount | 77 67 |                           |   |                   |       |          |   |                    |       |
| 305                       | H | Portland          | 75 36 | 231       | H | Pepperdine       | 73 51 |                           |   |                   |       |          |   |                    |       |
| 263                       | H | Santa Clara       | 71 44 | 263       | A | Santa Clara      | 63 51 |                           |   |                   |       |          |   |                    |       |
| 79                        | A | Saint Mary's (CA) | 73 65 | 153       | A | Pacific          | 99 72 |                           |   |                   |       |          |   |                    |       |
| 164                       | H | San Francisco     | 74 47 | 116       | H | Western Ill.     | 80 65 |                           |   |                   |       |          |   |                    |       |

Non-Div I Games:

Gonzaga



|                   |          |           |                |            |             |               |      |      |       |           |
|-------------------|----------|-----------|----------------|------------|-------------|---------------|------|------|-------|-----------|
| Average RPI Win:  | 306      | WON-LOST  | WINNING        | LAST 10    | STRENGTH OF | OPP. STRENGTH | TEAM | ADJ. | CONF. | ADJ CONF. |
| Average RPI Loss: | 162      | RECORD    | PCT. RANK      | GAMES      | SCHEDULE    | OF SCHEDULE   | RPI  | RPI  | RPI   | RPI       |
| DIV. I ONLY       | 9- 11    | 209       | 6- 4           | 329        | 276         | 254           | 254  | 32   | 32    |           |
| DIV. I NON-CONF.  | 3- 8     | 268       | 0- 3           | 259        | 107         | 270           | 270  | 32   | 32    |           |
| -----             |          |           |                |            |             |               |      |      |       |           |
| TOTALS            | RPI 1-25 | RPI 26-50 | W-L RECORDS    | RPI 51-100 | RPI 101-999 | RPI 201+      |      |      |       |           |
| 9- 11             | 0- 1     | 0- 0      | OVERALL        | 0- 3       | 9- 7        | 9- 3          |      |      |       |           |
| 5- 2              | 0- 1     | 0- 0      | HOME           | 0- 0       | 5- 1        | 5- 1          |      |      |       |           |
| 4- 8              | 0- 0     | 0- 0      | AWAY           | 0- 0       | 4- 1        | 4- 1          |      |      |       |           |
| 0- 1              | 0- 0     | 0- 0      | NEUTRAL        | 0- 1       | 0- 0        | 0- 0          |      |      |       |           |
| 3- 8              | 0- 1     | 0- 0      | NON-CONFERENCE | 0- 3       | 3- 4        | 3- 1          |      |      |       |           |
| 2- 1              | 0- 1     | 0- 0      | HOME           | 0- 0       | 2- 0        | 2- 0          |      |      |       |           |
| 1- 6              | 0- 0     | 0- 0      | AWAY           | 0- 2       | 1- 4        | 1- 1          |      |      |       |           |
| 0- 1              | 0- 0     | 0- 0      | NEUTRAL        | 0- 1       | 0- 0        | 0- 0          |      |      |       |           |
| 6- 3              | 0- 0     | 0- 0      | CONFERENCE     | 0- 0       | 6- 3        | 6- 2          |      |      |       |           |
| 3- 1              | 0- 0     | 0- 0      | HOME           | 0- 0       | 3- 1        | 3- 1          |      |      |       |           |
| 3- 2              | 0- 0     | 0- 0      | AWAY           | 0- 0       | 3- 2        | 3- 1          |      |      |       |           |
| 0- 0              | 0- 0     | 0- 0      | NEUTRAL        | 0- 0       | 0- 0        | 0- 0          |      |      |       |           |

| RPI                       | S | Opponent         | Score | RPI | S | Opponent    | Score | RPI | S | Opponent       | Score | RPI | S | Opponent         | Score | Team's RPI: 254 |
|---------------------------|---|------------------|-------|-----|---|-------------|-------|-----|---|----------------|-------|-----|---|------------------|-------|-----------------|
| 7                         | H | Florida St.      | 53 96 |     |   |             |       | 82  | N | North Carolina | 63 79 | 178 | A | Memphis          | 48 57 |                 |
|                           |   |                  |       |     |   |             |       | 85  | A | Alabama        | 49 73 | 187 | A | Southern U.      | 44 63 |                 |
|                           |   |                  |       |     |   |             |       | 100 | A | Arkansas       | 62 79 | 189 | A | Louisiana Tech   | 53 64 |                 |
|                           |   |                  |       |     |   |             |       |     |   |                |       | 197 | A | Xavier           | 67 72 |                 |
|                           |   |                  |       |     |   |             |       |     |   |                |       | 210 | A | Arkansas St.     | 56 76 |                 |
|                           |   |                  |       |     |   |             |       |     |   |                |       | 241 | H | Texas Southern   | 63 73 |                 |
|                           |   |                  |       |     |   |             |       |     |   |                |       | 270 | A | Alcorn           | 75 68 |                 |
|                           |   |                  |       |     |   |             |       |     |   |                |       | 282 | H | Prairie View     | 81 79 |                 |
|                           |   |                  |       |     |   |             |       |     |   |                |       | 286 | A | McNeese          | 75 60 |                 |
|                           |   |                  |       |     |   |             |       |     |   |                |       | 295 | H | Southeastern La. | 61 52 |                 |
|                           |   |                  |       |     |   |             |       |     |   |                |       | 296 | H | Alabama A&M      | 78 49 |                 |
|                           |   |                  |       |     |   |             |       |     |   |                |       | 308 | A | Jackson St.      | 70 82 |                 |
|                           |   |                  |       |     |   |             |       |     |   |                |       | 312 | H | Alabama St.      | 93 71 |                 |
|                           |   |                  |       |     |   |             |       |     |   |                |       | 329 | H | La. -Monroe      | 61 52 |                 |
|                           |   |                  |       |     |   |             |       |     |   |                |       | 339 | A | Mississippi Val. | 64 62 |                 |
|                           |   |                  |       |     |   |             |       |     |   |                |       | 341 | A | Ark. -Pine Bluff | 66 57 |                 |
| LAST 12 Division I GAMES: |   |                  |       |     |   |             |       |     |   |                |       |     |   |                  |       |                 |
| 339                       | A | Mississippi Val. | 64 62 | 187 | A | Southern U. | 44 63 | 312 | H | Alabama St.    | 93 71 | 296 | H | Alabama A&M      | 78 49 |                 |
| 341                       | A | Ark. -Pine Bluff | 66 57 | 312 | H | Alabama St. | 93 71 | 296 | H | Alabama A&M    | 78 49 | 100 | A | Arkansas         | 62 79 |                 |
| 308                       | A | Jackson St.      | 70 82 | 296 | H | Alabama A&M | 78 49 | 178 | A | Memphis        | 48 57 | 82  | N | North Carolina   | 63 79 |                 |
| 241                       | H | Texas Southern   | 63 73 | 100 | A | Arkansas    | 62 79 | 82  | N | North Carolina | 63 79 |     |   |                  |       |                 |
| 282                       | H | Prairie View     | 81 79 |     |   |             |       |     |   |                |       |     |   |                  |       |                 |
| 270                       | A | Alcorn           | 75 68 |     |   |             |       |     |   |                |       |     |   |                  |       |                 |

Non-Div I Games:

Grambling



|                       |                 |                   |                |                      |                           |          |          |           |               |
|-----------------------|-----------------|-------------------|----------------|----------------------|---------------------------|----------|----------|-----------|---------------|
| Average RPI Win: 282  | WON-LOST RECORD | WINNING PCT. RANK | LAST 10 GAMES  | STRENGTH OF SCHEDULE | OPP. STRENGTH OF SCHEDULE | TEAM RPI | ADJ. RPI | CONF. RPI | ADJ CONF. RPI |
| Average RPI Loss: 186 |                 |                   |                |                      |                           |          |          |           |               |
| DIV. I ONLY           | 8- 11           | 222               | 6- 3           | 324                  | 300                       | 275      | 275      | 30        | 30            |
| DIV. I NON-CONF.      | 4- 8            | 239               | 3- 1           | 257                  | 283                       | 266      | 266      | 30        | 30            |
| -----                 |                 |                   |                |                      |                           |          |          |           |               |
| TOTALS                | RPI 1-25        | RPI 26-50         | W-L RECORDS    | RPI 51-100           | RPI 101-999               | RPI 201+ |          |           |               |
| 8- 11                 | 0- 1            | 0- 0              | OVERALL        | 0- 0                 | 8- 10                     | 7- 5     |          |           |               |
| 5- 4                  | 0- 1            | 0- 0              | HOME           | 0- 0                 | 5- 3                      | 5- 2     |          |           |               |
| 3- 7                  | 0- 0            | 0- 0              | AWAY           | 0- 0                 | 3- 7                      | 2- 3     |          |           |               |
| 0- 0                  | 0- 0            | 0- 0              | NEUTRAL        | 0- 0                 | 0- 0                      | 0- 0     |          |           |               |
| 4- 8                  | 0- 1            | 0- 0              | NON-CONFERENCE | 0- 0                 | 4- 7                      | 3- 2     |          |           |               |
| 2- 3                  | 0- 1            | 0- 0              | HOME           | 0- 0                 | 2- 2                      | 2- 1     |          |           |               |
| 2- 5                  | 0- 0            | 0- 0              | AWAY           | 0- 0                 | 2- 5                      | 1- 1     |          |           |               |
| 0- 0                  | 0- 0            | 0- 0              | NEUTRAL        | 0- 0                 | 0- 0                      | 0- 0     |          |           |               |
| 4- 3                  | 0- 0            | 0- 0              | CONFERENCE     | 0- 0                 | 4- 3                      | 4- 3     |          |           |               |
| 3- 1                  | 0- 0            | 0- 0              | HOME           | 0- 0                 | 3- 1                      | 3- 1     |          |           |               |
| 1- 2                  | 0- 0            | 0- 0              | AWAY           | 0- 0                 | 1- 2                      | 1- 2     |          |           |               |
| 0- 0                  | 0- 0            | 0- 0              | NEUTRAL        | 0- 0                 | 0- 0                      | 0- 0     |          |           |               |

| RPI                       | S | Opponent       | Score | RPI | S | Opponent       | Score | RPI | S | Opponent | Score | RPI | S | Opponent        | Score | RPI | S | Opponent | Score |
|---------------------------|---|----------------|-------|-----|---|----------------|-------|-----|---|----------|-------|-----|---|-----------------|-------|-----|---|----------|-------|
| 14                        | H | Duke           | 61 74 |     |   |                |       |     |   |          |       | 104 | A | UNLV            | 47 76 |     |   |          |       |
|                           |   |                |       |     |   |                |       |     |   |          |       | 109 | H | Rice            | 59 69 |     |   |          |       |
|                           |   |                |       |     |   |                |       |     |   |          |       | 142 | A | Washington      | 65 79 |     |   |          |       |
|                           |   |                |       |     |   |                |       |     |   |          |       | 148 | A | Bethune-Cookman | 60 69 |     |   |          |       |
|                           |   |                |       |     |   |                |       |     |   |          |       | 163 | A | Cal Poly        | 69 75 |     |   |          |       |
|                           |   |                |       |     |   |                |       |     |   |          |       | 179 | A | Fla. Atlantic   | 77 73 |     |   |          |       |
|                           |   |                |       |     |   |                |       |     |   |          |       | 216 | H | Seattle U       | 74 63 |     |   |          |       |
|                           |   |                |       |     |   |                |       |     |   |          |       | 248 | A | New Mexico St.  | 60 64 |     |   |          |       |
|                           |   |                |       |     |   |                |       |     |   |          |       | 250 | A | UMKC            | 82 84 |     |   |          |       |
|                           |   |                |       |     |   |                |       |     |   |          |       | 250 | H | UMKC            | 59 62 |     |   |          |       |
|                           |   |                |       |     |   |                |       |     |   |          |       | 263 | H | Santa Clara     | 39 38 |     |   |          |       |
|                           |   |                |       |     |   |                |       |     |   |          |       | 288 | A | Valparaiso      | 75 80 |     |   |          |       |
|                           |   |                |       |     |   |                |       |     |   |          |       | 301 | H | Utah Valley     | 81 61 |     |   |          |       |
|                           |   |                |       |     |   |                |       |     |   |          |       | 303 | H | Southern Utah   | 59 54 |     |   |          |       |
|                           |   |                |       |     |   |                |       |     |   |          |       | 317 | A | UTRGV           | 65 59 |     |   |          |       |
|                           |   |                |       |     |   |                |       |     |   |          |       | 328 | A | Northern Ariz.  | 72 54 |     |   |          |       |
|                           |   |                |       |     |   |                |       |     |   |          |       | 335 | H | Long Beach St.  | 63 65 |     |   |          |       |
|                           |   |                |       |     |   |                |       |     |   |          |       | 346 | H | Chicago St.     | 64 36 |     |   |          |       |
| LAST 12 Division I GAMES: |   |                |       |     |   |                |       |     |   |          |       |     |   |                 |       |     |   |          |       |
| 250                       | A | UMKC           | 82 84 | 216 | H | Seattle U      | 74 63 |     |   |          |       |     |   |                 |       |     |   |          |       |
| 301                       | H | Utah Valley    | 81 61 | 263 | H | Santa Clara    | 39 38 |     |   |          |       |     |   |                 |       |     |   |          |       |
| 250                       | H | UMKC           | 59 62 | 303 | H | Southern Utah  | 59 54 |     |   |          |       |     |   |                 |       |     |   |          |       |
| 346                       | H | Chicago St.    | 64 36 | 328 | A | Northern Ariz. | 72 54 |     |   |          |       |     |   |                 |       |     |   |          |       |
| 317                       | A | UTRGV          | 65 59 | 142 | A | Washington     | 65 79 |     |   |          |       |     |   |                 |       |     |   |          |       |
| 248                       | A | New Mexico St. | 60 64 | 335 | H | Long Beach St. | 63 65 |     |   |          |       |     |   |                 |       |     |   |          |       |

Non-Div I Games: Arizona Christian 75 51 Benedictine Mesa 67 53

Grand Canyon



| Average RPI Win:  | 154      | WON-LOST RECORD | WINNING PCT. RANK | LAST 10 GAMES | STRENGTH OF SCHEDULE | OPP. STRENGTH OF SCHEDULE | TEAM RPI | ADJ. RPI | CONF. RPI | ADJ CONF. RPI |
|-------------------|----------|-----------------|-------------------|---------------|----------------------|---------------------------|----------|----------|-----------|---------------|
| Average RPI Loss: | 130      |                 |                   |               |                      |                           |          |          |           |               |
| DIV. I ONLY       | 20- 2    | 7               | 9- 1              | 77            | 107                  | 16                        | 16       | 11       | 11        |               |
| DIV. I NON-CONF.  | 10- 1    | 15              | 1- 0              | 35            | 32                   | 8                         | 8        | 13       | 13        |               |
| -----             |          |                 |                   |               |                      |                           |          |          |           |               |
| TOTALS            | RPI 1-25 | RPI 26-50       | W-L RECORDS       | RPI 51-100    | RPI 101-999          | RPI 201+                  |          |          |           |               |
| 20- 2             | 1- 1     | 3- 0            | OVERALL           | 4- 0          | 12- 1                | 7- 1                      |          |          |           |               |
| 10- 0             | 1- 0     | 1- 0            | HOME              | 3- 0          | 5- 0                 | 4- 0                      |          |          |           |               |
| 8- 1              | 0- 0     | 1- 0            | AWAY              | 1- 0          | 6- 1                 | 3- 1                      |          |          |           |               |
| 2- 1              | 0- 1     | 1- 0            | NEUTRAL           | 0- 0          | 1- 0                 | 0- 0                      |          |          |           |               |
| 10- 1             | 1- 1     | 3- 0            | NON-CONFERENCE    | 1- 0          | 5- 0                 | 2- 0                      |          |          |           |               |
| 4- 0              | 1- 0     | 1- 0            | HOME              | 1- 0          | 1- 0                 | 1- 0                      |          |          |           |               |
| 4- 0              | 0- 0     | 1- 0            | AWAY              | 0- 0          | 3- 0                 | 1- 0                      |          |          |           |               |
| 2- 1              | 0- 1     | 1- 0            | NEUTRAL           | 0- 0          | 1- 0                 | 0- 0                      |          |          |           |               |
| 10- 1             | 0- 0     | 0- 0            | CONFERENCE        | 3- 0          | 7- 1                 | 5- 1                      |          |          |           |               |
| 6- 0              | 0- 0     | 0- 0            | HOME              | 2- 0          | 4- 0                 | 3- 0                      |          |          |           |               |
| 4- 1              | 0- 0     | 0- 0            | AWAY              | 1- 0          | 3- 1                 | 2- 1                      |          |          |           |               |
| 0- 0              | 0- 0     | 0- 0            | NEUTRAL           | 0- 0          | 0- 0                 | 0- 0                      |          |          |           |               |

| RPI                       | S | Opponent        | Score | RPI | S | Opponent         | Score | RPI | S | Opponent       | Score | RPI | S | Opponent       | Score |
|---------------------------|---|-----------------|-------|-----|---|------------------|-------|-----|---|----------------|-------|-----|---|----------------|-------|
| 3                         | N | Mississippi St. | 46 67 | 28  | N | Arizona St.      | 61 48 | 63  | A | IUPUI          | 60 34 | 101 | A | Wright St.     | 58 51 |
| 21                        | H | Marquette       | 63 55 | 41  | A | Dayton           | 75 64 | 63  | H | IUPUI          | 52 45 | 132 | H | Cleveland St.  | 69 43 |
|                           |   |                 |       | 44  | H | South Dakota St. | 55 41 | 94  | H | Chattanooga    | 60 30 | 177 | A | Northwestern   | 63 57 |
|                           |   |                 |       |     |   |                  |       | 96  | H | Milwaukee      | 52 29 | 180 | A | Wisconsin      | 67 34 |
|                           |   |                 |       |     |   |                  |       |     |   |                |       | 191 | N | Columbia       | 61 43 |
|                           |   |                 |       |     |   |                  |       |     |   |                |       | 206 | A | Oakland        | 81 48 |
|                           |   |                 |       |     |   |                  |       |     |   |                |       | 229 | H | Youngstown St. | 65 56 |
|                           |   |                 |       |     |   |                  |       |     |   |                |       | 239 | H | Bradley        | 72 40 |
|                           |   |                 |       |     |   |                  |       |     |   |                |       | 257 | A | Northern Ky.   | 54 62 |
|                           |   |                 |       |     |   |                  |       |     |   |                |       | 257 | H | Northern Ky.   | 58 41 |
|                           |   |                 |       |     |   |                  |       |     |   |                |       | 293 | A | Detroit Mercy  | 85 27 |
|                           |   |                 |       |     |   |                  |       |     |   |                |       | 310 | A | Loyola Chicago | 76 39 |
|                           |   |                 |       |     |   |                  |       |     |   |                |       | 319 | H | Ill. -Chicago  | 65 36 |
| LAST 12 Division I GAMES: |   |                 |       |     |   |                  |       |     |   |                |       |     |   |                |       |
| 257                       | H | Northern Ky.    | 58 41 | 132 | H | Cleveland St.    | 69 43 | 229 | H | Youngstown St. | 65 56 | 96  | H | Milwaukee      | 52 29 |
| 63                        | H | IUPUI           | 52 45 | 257 | A | Northern Ky.     | 54 62 | 101 | A | Wright St.     | 58 51 | 177 | A | Northwestern   | 63 57 |
| 319                       | H | Ill. -Chicago   | 65 36 | 101 | A | Wright St.       | 58 51 |     |   |                |       |     |   |                |       |
| 206                       | A | Oakland         | 81 48 |     |   |                  |       |     |   |                |       |     |   |                |       |
| 293                       | A | Detroit Mercy   | 85 27 |     |   |                  |       |     |   |                |       |     |   |                |       |
| 63                        | A | IUPUI           | 60 34 |     |   |                  |       |     |   |                |       |     |   |                |       |

Non-Div I Games:

Green Bay



|                  |          |           |                |            |             |             |               |      |      |       |           |
|------------------|----------|-----------|----------------|------------|-------------|-------------|---------------|------|------|-------|-----------|
| Average RPI      | Win:     | 271       | WON-LOST       | WINNING    | LAST 10     | STRENGTH OF | OPP. STRENGTH | TEAM | ADJ. | CONF. | ADJ CONF. |
| Average RPI      | Loss:    | 115       | RECORD         | PCT. RANK  | GAMES       | SCHEDULE    | OF SCHEDULE   | RPI  | RPI  | RPI   | RPI       |
| DIV. I ONLY      | 9- 11    | 209       | 7- 2           | 226        | 172         | 205         | 205           | 31   | 31   |       |           |
| DIV. I NON-CONF. | 4- 9     | 249       | 2- 2           | 73         | 37          | 156         | 156           | 31   | 31   |       |           |
| -----            |          |           |                |            |             |             |               |      |      |       |           |
| TOTALS           | RPI 1-25 | RPI 26-50 | W-L RECORDS    | RPI 51-100 | RPI 101-999 | RPI 201+    |               |      |      |       |           |
| 9- 11            | 0- 1     | 0- 1      | OVERALL        | 1- 5       | 8- 4        | 7- 1        |               |      |      |       |           |
| 5- 2             | 0- 0     | 0- 0      | HOME           | 0- 1       | 5- 1        | 4- 0        |               |      |      |       |           |
| 3- 8             | 0- 1     | 0- 1      | AWAY           | 1- 3       | 2- 3        | 2- 1        |               |      |      |       |           |
| 1- 1             | 0- 0     | 0- 0      | NEUTRAL        | 0- 1       | 1- 0        | 1- 0        |               |      |      |       |           |
| 4- 9             | 0- 1     | 0- 1      | NON-CONFERENCE | 1- 5       | 3- 2        | 2- 0        |               |      |      |       |           |
| 2- 1             | 0- 0     | 0- 0      | HOME           | 0- 1       | 2- 0        | 1- 0        |               |      |      |       |           |
| 1- 7             | 0- 1     | 0- 1      | AWAY           | 1- 3       | 0- 2        | 0- 0        |               |      |      |       |           |
| 1- 1             | 0- 0     | 0- 0      | NEUTRAL        | 0- 1       | 1- 0        | 1- 0        |               |      |      |       |           |
| 5- 2             | 0- 0     | 0- 0      | CONFERENCE     | 0- 0       | 5- 2        | 5- 1        |               |      |      |       |           |
| 3- 1             | 0- 0     | 0- 0      | HOME           | 0- 0       | 3- 1        | 3- 0        |               |      |      |       |           |
| 2- 1             | 0- 0     | 0- 0      | AWAY           | 0- 0       | 2- 1        | 2- 1        |               |      |      |       |           |
| 0- 0             | 0- 0     | 0- 0      | NEUTRAL        | 0- 0       | 0- 0        | 0- 0        |               |      |      |       |           |

| RPI 1-25                  |   |                    |       | RPI 26-50 |   |              |       | RPI 51-100 |   |                |       | RPI 101+ Team's RPI: 205 |   |                    |       |
|---------------------------|---|--------------------|-------|-----------|---|--------------|-------|------------|---|----------------|-------|--------------------------|---|--------------------|-------|
| RPI                       | S | Opponent           | Score | RPI       | S | Opponent     | Score | RPI        | S | Opponent       | Score | RPI                      | S | Opponent           | Score |
| 5                         | A | Oregon             | 45 87 | 31        | A | Virginia     | 62 66 | 55         | H | Quinnipiac     | 58 64 | 148                      | H | Bethune-Cookman    | 56 61 |
|                           |   |                    |       |           |   |              |       | 57         | A | TCU            | 68 90 | 183                      | A | Temple             | 56 65 |
|                           |   |                    |       |           |   |              |       | 73         | A | Elon           | 59 82 | 184                      | A | Samford            | 61 66 |
|                           |   |                    |       |           |   |              |       | 82         | A | North Carolina | 70 66 | 191                      | H | Columbia           | 60 58 |
|                           |   |                    |       |           |   |              |       | 94         | A | Chattanooga    | 52 64 | 252                      | N | San Jose St.       | 81 73 |
|                           |   |                    |       |           |   |              |       | 99         | N | Brown          | 66 73 | 302                      | H | Coppin St.         | 67 35 |
|                           |   |                    |       |           |   |              |       |            |   |                |       | 306                      | A | UMES               | 70 65 |
|                           |   |                    |       |           |   |              |       |            |   |                |       | 314                      | H | Delaware St.       | 66 62 |
|                           |   |                    |       |           |   |              |       |            |   |                |       | 318                      | H | Old Dominion       | 50 42 |
|                           |   |                    |       |           |   |              |       |            |   |                |       | 334                      | A | South Carolina St. | 70 78 |
|                           |   |                    |       |           |   |              |       |            |   |                |       | 336                      | A | Savannah St.       | 81 53 |
|                           |   |                    |       |           |   |              |       |            |   |                |       | 337                      | H | Florida A&M        | 66 65 |
| -----                     |   |                    |       |           |   |              |       |            |   |                |       |                          |   |                    |       |
| LAST 12 Division I GAMES: |   |                    |       |           |   |              |       |            |   |                |       |                          |   |                    |       |
| 302                       | H | Coppin St.         | 67 35 | 314       | H | Delaware St. | 66 62 |            |   |                |       |                          |   |                    |       |
| 148                       | H | Bethune-Cookman    | 56 61 | 306       | A | UMES         | 70 65 |            |   |                |       |                          |   |                    |       |
| 337                       | H | Florida A&M        | 66 65 | 191       | H | Columbia     | 60 58 |            |   |                |       |                          |   |                    |       |
| 334                       | A | South Carolina St. | 70 78 | 184       | A | Samford      | 61 66 |            |   |                |       |                          |   |                    |       |
| 336                       | A | Savannah St.       | 81 53 | 94        | A | Chattanooga  | 52 64 |            |   |                |       |                          |   |                    |       |
| 318                       | H | Old Dominion       | 50 42 | 57        | A | TCU          | 68 90 |            |   |                |       |                          |   |                    |       |

Non-Div I Games:

Hampton



|                   |          |           |                |            |             |               |      |      |       |           |
|-------------------|----------|-----------|----------------|------------|-------------|---------------|------|------|-------|-----------|
| Average RPI Win:  | 246      | WON-LOST  | WINNING        | LAST 10    | STRENGTH OF | OPP. STRENGTH | TEAM | ADJ. | CONF. | ADJ CONF. |
| Average RPI Loss: | 108      | RECORD    | PCT. RANK      | GAMES      | SCHEDULE    | OF SCHEDULE   | RPI  | RPI  | RPI   | RPI       |
| DIV. I ONLY       | 14- 8    | 95        | 7- 3           | 206        | 249         | 138           | 138  | 20   | 20    |           |
| DIV. I NON-CONF.  | 8- 5     | 111       | 2- 1           | 159        | 198         | 121           | 121  | 24   | 24    |           |
| -----             |          |           |                |            |             |               |      |      |       |           |
| TOTALS            | RPI 1-25 | RPI 26-50 | W-L RECORDS    | RPI 51-100 | RPI 101-999 | RPI 201+      |      |      |       |           |
| 14- 8             | 0- 1     | 0- 1      | OVERALL        | 1- 3       | 13- 3       | 10- 1         |      |      |       |           |
| 8- 3              | 0- 1     | 0- 0      | HOME           | 1- 1       | 7- 1        | 5- 0          |      |      |       |           |
| 3- 5              | 0- 0     | 0- 0      | AWAY           | 0- 0       | 3- 1        | 3- 1          |      |      |       |           |
| 3- 0              | 0- 0     | 0- 0      | NEUTRAL        | 0- 0       | 3- 0        | 2- 0          |      |      |       |           |
| 8- 5              | 0- 1     | 0- 1      | NON-CONFERENCE | 0- 2       | 8- 1        | 6- 0          |      |      |       |           |
| 4- 2              | 0- 1     | 0- 0      | HOME           | 0- 0       | 4- 1        | 3- 0          |      |      |       |           |
| 1- 3              | 0- 0     | 0- 1      | AWAY           | 0- 2       | 1- 0        | 1- 0          |      |      |       |           |
| 3- 0              | 0- 0     | 0- 0      | NEUTRAL        | 0- 0       | 3- 0        | 2- 0          |      |      |       |           |
| 6- 3              | 0- 0     | 0- 0      | CONFERENCE     | 1- 1       | 5- 2        | 4- 1          |      |      |       |           |
| 4- 1              | 0- 0     | 0- 0      | HOME           | 1- 1       | 3- 0        | 2- 0          |      |      |       |           |
| 2- 2              | 0- 0     | 0- 0      | AWAY           | 0- 0       | 2- 2        | 2- 1          |      |      |       |           |
| 0- 0              | 0- 0     | 0- 0      | NEUTRAL        | 0- 0       | 0- 0        | 0- 0          |      |      |       |           |

| RPI 1-25                  |   |               |       | RPI 26-50 |   |              |       | RPI 51-100 |   |                |       | RPI 101+ |   |                   |       | Team's RPI: 138 |
|---------------------------|---|---------------|-------|-----------|---|--------------|-------|------------|---|----------------|-------|----------|---|-------------------|-------|-----------------|
| RPI                       | S | Opponent      | Score | RPI       | S | Opponent     | Score | RPI        | S | Opponent       | Score | RPI      | S | Opponent          | Score |                 |
| 22                        | H | Villanova     | 53 71 | 35        | A | Syracuse     | 63 75 | 66         | H | Albany (NY)    | 70 55 | 117      | N | Yale              | 78 70 |                 |
|                           |   |               |       |           |   |              |       | 68         | A | Fordham        | 44 69 | 119      | H | Delaware          | 63 72 |                 |
|                           |   |               |       |           |   |              |       | 82         | A | North Carolina | 70 90 | 157      | A | Binghamton        | 59 64 |                 |
|                           |   |               |       |           |   |              |       | 86         | H | Maine          | 44 59 | 181      | H | New Hampshire     | 85 49 |                 |
|                           |   |               |       |           |   |              |       |            |   |                |       | 193      | H | Siena             | 71 62 |                 |
|                           |   |               |       |           |   |              |       |            |   |                |       | 204      | H | Hofstra           | 60 49 |                 |
|                           |   |               |       |           |   |              |       |            |   |                |       | 226      | A | Stony Brook       | 75 68 |                 |
|                           |   |               |       |           |   |              |       |            |   |                |       | 227      | H | Niagara           | 83 65 |                 |
|                           |   |               |       |           |   |              |       |            |   |                |       | 274      | A | Bryant            | 59 47 |                 |
|                           |   |               |       |           |   |              |       |            |   |                |       | 292      | A | Vermont           | 47 53 |                 |
|                           |   |               |       |           |   |              |       |            |   |                |       | 296      | N | Alabama A&M       | 56 47 |                 |
|                           |   |               |       |           |   |              |       |            |   |                |       | 311      | H | Central Conn. St. | 68 52 |                 |
|                           |   |               |       |           |   |              |       |            |   |                |       | 322      | N | Charleston So.    | 62 43 |                 |
|                           |   |               |       |           |   |              |       |            |   |                |       | 332      | H | UMBC              | 65 54 |                 |
|                           |   |               |       |           |   |              |       |            |   |                |       | 348      | A | UMass Lowell      | 81 42 |                 |
|                           |   |               |       |           |   |              |       |            |   |                |       | 348      | H | UMass Lowell      | 78 56 |                 |
| LAST 12 Division I GAMES: |   |               |       |           |   |              |       |            |   |                |       |          |   |                   |       |                 |
| 181                       | H | New Hampshire | 85 49 | 348       | A | UMass Lowell | 81 42 | 226        | A | Stony Brook    | 75 68 | 66       | H | Albany (NY)       | 70 55 |                 |
| 348                       | H | UMass Lowell  | 78 56 | 226       | A | Stony Brook  | 75 68 | 66         | H | Albany (NY)    | 70 55 | 117      | N | Yale              | 78 70 |                 |
| 292                       | A | Vermont       | 47 53 | 66        | H | Albany (NY)  | 70 55 | 44         | A | Fordham        | 44 69 | 193      | H | Siena             | 71 62 |                 |
| 86                        | H | Maine         | 44 59 | 117       | N | Yale         | 78 70 | 193        | H | Siena          | 71 62 |          |   |                   |       |                 |
| 332                       | H | UMBC          | 65 54 | 68        | A | Fordham      | 44 69 |            |   |                |       |          |   |                   |       |                 |
| 157                       | A | Binghamton    | 59 64 |           |   |              |       |            |   |                |       |          |   |                   |       |                 |

Non-Div I Games:

Hartford



|                   |          |           |                |            |             |               |      |      |       |           |
|-------------------|----------|-----------|----------------|------------|-------------|---------------|------|------|-------|-----------|
| Average RPI Win:  | 182      | WON-LOST  | WINNING        | LAST 10    | STRENGTH OF | OPP. STRENGTH | TEAM | ADJ. | CONF. | ADJ CONF. |
| Average RPI Loss: | 82       | RECORD    | PCT. RANK      | GAMES      | SCHEDULE    | OF SCHEDULE   | RPI  | RPI  | RPI   | RPI       |
| DIV. I ONLY       | 11- 6    | 93        | 7- 3           | 65         | 117         | 70            | 70   | 9    | 9     |           |
| DIV. I NON-CONF.  | 8- 5     | 111       | 5- 3           | 116        | 117         | 83            | 83   | 9    | 9     |           |
| -----             |          |           |                |            |             |               |      |      |       |           |
| TOTALS            | RPI 1-25 | RPI 26-50 | W-L RECORDS    | RPI 51-100 | RPI 101-999 | RPI 201+      |      |      |       |           |
| 11- 6             | 0- 0     | 0- 3      | OVERALL        | 1- 1       | 10- 2       | 5- 0          |      |      |       |           |
| 8- 0              | 0- 0     | 0- 0      | HOME           | 1- 0       | 7- 0        | 3- 0          |      |      |       |           |
| 1- 5              | 0- 0     | 0- 2      | AWAY           | 0- 1       | 1- 2        | 0- 0          |      |      |       |           |
| 2- 1              | 0- 0     | 0- 1      | NEUTRAL        | 0- 0       | 2- 0        | 2- 0          |      |      |       |           |
| 8- 5              | 0- 0     | 0- 3      | NON-CONFERENCE | 0- 1       | 8- 1        | 5- 0          |      |      |       |           |
| 5- 0              | 0- 0     | 0- 0      | HOME           | 0- 0       | 5- 0        | 3- 0          |      |      |       |           |
| 1- 4              | 0- 0     | 0- 2      | AWAY           | 0- 1       | 1- 1        | 0- 0          |      |      |       |           |
| 2- 1              | 0- 0     | 0- 1      | NEUTRAL        | 0- 0       | 2- 0        | 2- 0          |      |      |       |           |
| 3- 1              | 0- 0     | 0- 0      | CONFERENCE     | 1- 0       | 2- 1        | 0- 0          |      |      |       |           |
| 3- 0              | 0- 0     | 0- 0      | HOME           | 1- 0       | 2- 0        | 0- 0          |      |      |       |           |
| 0- 1              | 0- 0     | 0- 0      | AWAY           | 0- 0       | 0- 1        | 0- 0          |      |      |       |           |
| 0- 0              | 0- 0     | 0- 0      | NEUTRAL        | 0- 0       | 0- 0        | 0- 0          |      |      |       |           |

| RPI 1-25                  |   |          |       | RPI 26-50 |   |             |       | RPI 51-100 |   |              |       | RPI 101+ |   |              |       |
|---------------------------|---|----------|-------|-----------|---|-------------|-------|------------|---|--------------|-------|----------|---|--------------|-------|
| RPI                       | S | Opponent | Score | RPI       | S | Opponent    | Score | RPI        | S | Opponent     | Score | RPI      | S | Opponent     | Score |
|                           |   |          |       | 31        | A | Virginia    | 48 50 | 86         | A | Maine        | 51 76 | 106      | A | Dartmouth    | 56 63 |
|                           |   |          |       | 41        | N | Dayton      | 66 72 | 99         | H | Brown        | 87 85 | 106      | H | Dartmouth    | 76 65 |
|                           |   |          |       | 42        | A | FGCU        | 56 65 |            |   |              |       | 117      | H | Yale         | 97 73 |
|                           |   |          |       |           |   |             |       |            |   |              |       | 155      | A | Northeastern | 79 69 |
|                           |   |          |       |           |   |             |       |            |   |              |       | 183      | A | Temple       | 64 86 |
|                           |   |          |       |           |   |             |       |            |   |              |       | 190      | H | Boston U.    | 80 70 |
|                           |   |          |       |           |   |             |       |            |   |              |       | 193      | H | Siena        | 75 67 |
|                           |   |          |       |           |   |             |       |            |   |              |       | 212      | N | N. C. A&T    | 64 60 |
|                           |   |          |       |           |   |             |       |            |   |              |       | 214      | N | Akron        | 76 63 |
|                           |   |          |       |           |   |             |       |            |   |              |       | 226      | H | Stony Brook  | 60 53 |
|                           |   |          |       |           |   |             |       |            |   |              |       | 228      | H | La Salle     | 70 61 |
|                           |   |          |       |           |   |             |       |            |   |              |       | 260      | H | Sacred Heart | 70 62 |
| LAST 12 Division I GAMES: |   |          |       |           |   |             |       |            |   |              |       |          |   |              |       |
|                           |   |          |       | 99        | H | Brown       | 87 85 | 214        | N | Akron        | 76 63 |          |   |              |       |
|                           |   |          |       | 117       | H | Yale        | 97 73 | 42         | A | FGCU         | 56 65 |          |   |              |       |
|                           |   |          |       | 106       | H | Dartmouth   | 76 65 | 155        | A | Northeastern | 79 69 |          |   |              |       |
|                           |   |          |       | 228       | H | La Salle    | 70 61 | 183        | A | Temple       | 64 86 |          |   |              |       |
|                           |   |          |       | 106       | A | Dartmouth   | 56 63 | 212        | N | N. C. A&T    | 64 60 |          |   |              |       |
|                           |   |          |       | 226       | H | Stony Brook | 60 53 | 31         | A | Virginia     | 48 50 |          |   |              |       |

Non-Div I Games:

Harvard



Average RPI Win: 249

Average RPI Loss: 144

WON-LOST  
RECORDWINNING  
PCT. RANKLAST 10  
GAMESSTRENGTH OF  
SCHEDULEOPP. STRENGTH  
OF SCHEDULETEAM  
RPIADJ.  
RPICONF.  
RPIADJ CONF.  
RPIDIV. I ONLY  
DIV. I NON-CONF.8- 13  
6- 6243  
1702- 7  
0- 2190  
134197  
140246  
168246  
16821  
2021  
20

TOTALS

RPI 1-25

RPI 26-50

W-L RECORDS

RPI 51-100

RPI 101-999

RPI 201+

8- 13

0- 2

0- 2

OVERALL

0- 1

8- 8

6- 4

6- 5

0- 0

0- 2

HOME

0- 0

6- 3

4- 1

2- 6

0- 0

0- 0

AWAY

0- 1

2- 5

2- 3

0- 2

0- 2

0- 0

NEUTRAL

0- 0

0- 0

0- 0

6- 6

0- 2

0- 2

NON-CONFERENCE

0- 0

6- 2

4- 1

4- 3

0- 0

0- 2

HOME

0- 0

4- 1

2- 0

2- 1

0- 0

0- 0

AWAY

0- 0

2- 1

2- 1

0- 2

0- 2

0- 0

NEUTRAL

0- 0

0- 0

0- 0

2- 7

0- 0

0- 0

CONFERENCE

0- 1

2- 6

2- 3

2- 2

0- 0

0- 0

HOME

0- 0

2- 2

2- 1

0- 5

0- 0

0- 0

AWAY

0- 1

0- 4

0- 2

0- 0

0- 0

0- 0

NEUTRAL

0- 0

0- 0

0- 0

RPI 1-25

RPI 26-50

RPI 51-100

RPI 101+

Team's RPI: 246

| RPI | S | Opponent  | Score  |
|-----|---|-----------|--------|
| 5   | N | Oregon    | 44 85  |
| 12  | N | Texas A&M | 59 103 |

| RPI | S | Opponent               | Score |
|-----|---|------------------------|-------|
| 37  | H | Purdue                 | 67 79 |
| 48  | H | Southern Cal i forni a | 60 71 |

| RPI | S | Opponent | Score |
|-----|---|----------|-------|
| 67  | A | UC Davis | 52 76 |

| RPI | S | Opponent          | Score |
|-----|---|-------------------|-------|
| 160 | H | Idaho St.         | 62 64 |
| 163 | A | Cal Poly          | 50 52 |
| 168 | A | UC Irvi ne        | 66 70 |
| 168 | H | UC Irvi ne        | 67 74 |
| 182 | H | Marist            | 70 63 |
| 201 | H | Montana St.       | 81 75 |
| 202 | H | CSUN              | 58 70 |
| 211 | H | San Diego         | 64 63 |
| 216 | A | Seattle U         | 73 58 |
| 242 | A | UC Ri versi de    | 57 79 |
| 242 | H | UC Ri versi de    | 63 57 |
| 277 | A | Ari zona          | 65 60 |
| 298 | A | Cal St. Fullerton | 57 69 |
| 305 | A | Portland          | 47 76 |
| 328 | H | Northern Ari z.   | 84 68 |
| 335 | H | Long Beach St.    | 74 66 |

LAST 12 Divi sion I GAMES:

|     |   |                |       |     |   |                   |        |
|-----|---|----------------|-------|-----|---|-------------------|--------|
| 163 | A | Cal Poly       | 50 52 | 168 | H | UC Irvi ne        | 67 74  |
| 242 | H | UC Ri versi de | 63 57 | 67  | A | UC Davis          | 52 76  |
| 202 | H | CSUN           | 58 70 | 298 | A | Cal St. Fullerton | 57 69  |
| 168 | A | UC Irvi ne     | 66 70 | 5   | N | Oregon            | 44 85  |
| 242 | A | UC Ri versi de | 57 79 | 12  | N | Texas A&M         | 59 103 |
| 335 | H | Long Beach St. | 74 66 | 277 | A | Ari zona          | 65 60  |

Non-Di v I Games: Hawai i Paci fi c 67 57

Hawai i

Loss, 
 Non-Conf, 
 S Site, 
 H Home 
 A Away 
 N Neutral



|                      |      |          |           |           |                |  |               |             |      |          |           |
|----------------------|------|----------|-----------|-----------|----------------|--|---------------|-------------|------|----------|-----------|
| Average RPI Win: 265 |      | WON-LOST | WINNING   | LAST 10   | STRENGTH OF    |  | OPP. STRENGTH | TEAM        | ADJ. | CONF.    | ADJ CONF. |
| Average RPI Loss: 98 |      | RECORD   | PCT. RANK | GAMES     | SCHEDULE       |  | OF SCHEDULE   | RPI         | RPI  | RPI      | RPI       |
| DIV. I ONLY          |      | 11- 7    | 115       | 8- 2      | 207            |  | 256           | 131         | 131  | 28       | 28        |
| DIV. I NON-CONF.     |      | 4- 5     | 202       | 2- 1      | 104            |  | 98            | 122         | 122  | 28       | 28        |
| -----                |      |          |           |           |                |  |               |             |      |          |           |
| TOTALS               |      | RPI 1-25 |           | RPI 26-50 | W-L RECORDS    |  | RPI 51-100    | RPI 101-999 |      | RPI 201+ |           |
| 11- 7                | 0- 1 |          |           | 0- 0      | OVERALL        |  | 0- 3          | 11- 3       |      | 10- 0    |           |
| 4- 3                 | 0- 0 |          |           | 0- 0      | HOME           |  | 0- 1          | 4- 2        |      | 4- 0     |           |
| 7- 4                 | 0- 0 |          |           | 0- 0      | AWAY           |  | 0- 1          | 7- 1        |      | 6- 0     |           |
| 0- 0                 | 0- 0 |          |           | 0- 0      | NEUTRAL        |  | 0- 0          | 0- 0        |      | 0- 0     |           |
| 4- 5                 | 0- 1 |          |           | 0- 0      | NON-CONFERENCE |  | 0- 3          | 4- 1        |      | 3- 0     |           |
| 1- 2                 | 0- 0 |          |           | 0- 0      | HOME           |  | 0- 1          | 1- 1        |      | 1- 0     |           |
| 3- 3                 | 0- 1 |          |           | 0- 0      | AWAY           |  | 0- 2          | 3- 0        |      | 2- 0     |           |
| 0- 0                 | 0- 0 |          |           | 0- 0      | NEUTRAL        |  | 0- 0          | 0- 0        |      | 0- 0     |           |
| 7- 2                 | 0- 0 |          |           | 0- 0      | CONFERENCE     |  | 0- 0          | 7- 2        |      | 7- 0     |           |
| 3- 1                 | 0- 0 |          |           | 0- 0      | HOME           |  | 0- 0          | 3- 1        |      | 3- 0     |           |
| 4- 1                 | 0- 0 |          |           | 0- 0      | AWAY           |  | 0- 0          | 4- 1        |      | 4- 0     |           |
| 0- 0                 | 0- 0 |          |           | 0- 0      | NEUTRAL        |  | 0- 0          | 0- 0        |      | 0- 0     |           |

| RPI 1-25                  |   |                |       | RPI 26-50 |   |              |       | RPI 51-100 |   |               |       | RPI 101+ |   |                |       | Team's RPI: 131 |
|---------------------------|---|----------------|-------|-----------|---|--------------|-------|------------|---|---------------|-------|----------|---|----------------|-------|-----------------|
| RPI                       | S | Opponent       | Score | RPI       | S | Opponent     | Score | RPI        | S | Opponent      | Score | RPI      | S | Opponent       | Score |                 |
| 14                        | A | Duke           | 50 77 |           |   |              |       | 64         | A | Virginia Tech | 63 86 | 110      | H | Liberty        | 42 65 |                 |
|                           |   |                |       |           |   |              |       | 81         | A | Ohio          | 61 64 | 151      | H | Davidsen       | 74 82 |                 |
|                           |   |                |       |           |   |              |       | 84         | H | UAB           | 61 77 | 169      | A | Stetson        | 69 64 |                 |
|                           |   |                |       |           |   |              |       |            |   |               |       | 185      | A | Radford        | 47 50 |                 |
|                           |   |                |       |           |   |              |       |            |   |               |       | 206      | A | Norfolk St.    | 59 56 |                 |
|                           |   |                |       |           |   |              |       |            |   |               |       | 223      | H | Gardner-Webb   | 83 80 |                 |
|                           |   |                |       |           |   |              |       |            |   |               |       | 225      | A | UNCG           | 81 72 |                 |
|                           |   |                |       |           |   |              |       |            |   |               |       | 242      | A | UNC Asheville  | 58 45 |                 |
|                           |   |                |       |           |   |              |       |            |   |               |       | 256      | H | Presbyterian   | 81 55 |                 |
|                           |   |                |       |           |   |              |       |            |   |               |       | 258      | A | Campbell       | 62 53 |                 |
|                           |   |                |       |           |   |              |       |            |   |               |       | 322      | A | Charleston So. | 75 74 |                 |
|                           |   |                |       |           |   |              |       |            |   |               |       | 323      | H | Western Caro.  | 75 69 |                 |
|                           |   |                |       |           |   |              |       |            |   |               |       | 342      | A | Winthrop       | 79 58 |                 |
|                           |   |                |       |           |   |              |       |            |   |               |       | 349      | H | Longwood       | 62 41 |                 |
| LAST 12 Division I GAMES: |   |                |       |           |   |              |       |            |   |               |       |          |   |                |       |                 |
| 110                       | H | Liberty        | 42 65 | 256       | H | Presbyterian | 81 55 | 242        | A | UNC Asheville | 58 45 | 223      | H | Gardner-Webb   | 83 80 |                 |
| 322                       | A | Charleston So. | 75 74 | 225       | A | UNCG         | 81 72 | 323        | H | Western Caro. | 75 69 | 151      | H | Davidsen       | 74 82 |                 |
| 185                       | A | Radford        | 47 50 |           |   |              |       |            |   |               |       |          |   |                |       |                 |
| 349                       | H | Longwood       | 62 41 |           |   |              |       |            |   |               |       |          |   |                |       |                 |
| 258                       | A | Campbell       | 62 53 |           |   |              |       |            |   |               |       |          |   |                |       |                 |
| 342                       | A | Winthrop       | 79 58 |           |   |              |       |            |   |               |       |          |   |                |       |                 |

Non-Div I Games: N. C. Wesleyan 111 54 Barton 82 69

High Point



H  
o  
f  
s  
t  
r  
a

| Hofstra          |       |          |           | Through Games Of Feb. 1, 2018 |                |             |               |             |      |          |           |
|------------------|-------|----------|-----------|-------------------------------|----------------|-------------|---------------|-------------|------|----------|-----------|
| Average RPI      | Win:  | 242      | WON-LOST  | WINNING                       | LAST 10        | STRENGTH OF | OPP. STRENGTH | TEAM        | ADJ. | CONF.    | ADJ CONF. |
| Average RPI      | Loss: | 126      | RECORD    | PCT. RANK                     | GAMES          | SCHEDULE    | OF SCHEDULE   | RPI         | RPI  | RPI      | RPI       |
| DIV. I ONLY      |       | 10- 11   | 188       | 4- 6                          |                | 209         | 180           | 204         | 204  | 10       | 10        |
| DIV. I NON-CONF. |       | 6- 5     | 153       | 1- 1                          |                | 323         | 227           | 238         | 238  | 12       | 12        |
| -----            |       |          |           |                               |                |             |               |             |      |          |           |
| TOTALS           |       | RPI 1-25 | RPI 26-50 |                               | W-L RECORDS    |             | RPI 51-100    | RPI 101-999 |      | RPI 201+ |           |
| 10- 11           |       | 0- 0     | 0- 2      |                               | OVERALL        |             | 0- 2          | 10- 7       |      | 8- 1     |           |
| 5- 5             |       | 0- 0     | 0- 1      |                               | HOME           |             | 0- 1          | 5- 3        |      | 4- 1     |           |
| 4- 6             |       | 0- 0     | 0- 1      |                               | AWAY           |             | 0- 1          | 4- 4        |      | 4- 0     |           |
| 1- 0             |       | 0- 0     | 0- 0      |                               | NEUTRAL        |             | 0- 0          | 1- 0        |      | 0- 0     |           |
| 6- 5             |       | 0- 0     | 0- 0      |                               | NON-CONFERENCE |             | 0- 0          | 6- 5        |      | 5- 1     |           |
| 3- 2             |       | 0- 0     | 0- 0      |                               | HOME           |             | 0- 0          | 3- 2        |      | 3- 1     |           |
| 2- 3             |       | 0- 0     | 0- 0      |                               | AWAY           |             | 0- 0          | 2- 3        |      | 2- 0     |           |
| 1- 0             |       | 0- 0     | 0- 0      |                               | NEUTRAL        |             | 0- 0          | 1- 0        |      | 0- 0     |           |
| 4- 6             |       | 0- 0     | 0- 2      |                               | CONFERENCE     |             | 0- 2          | 4- 2        |      | 3- 0     |           |
| 2- 3             |       | 0- 0     | 0- 1      |                               | HOME           |             | 0- 1          | 2- 1        |      | 1- 0     |           |
| 2- 3             |       | 0- 0     | 0- 1      |                               | AWAY           |             | 0- 1          | 2- 1        |      | 2- 0     |           |
| 0- 0             |       | 0- 0     | 0- 0      |                               | NEUTRAL        |             | 0- 0          | 0- 0        |      | 0- 0     |           |

H  
o  
f  
s  
t  
r  
a

| RPI 1-25                  |   |          |       | RPI 26-50 |   |                    |       | RPI 51-100 |   |                    |       | RPI 101+ |   |                    |       | Team's RPI: 204 |
|---------------------------|---|----------|-------|-----------|---|--------------------|-------|------------|---|--------------------|-------|----------|---|--------------------|-------|-----------------|
| RPI                       | S | Opponent | Score | RPI       | S | Opponent           | Score | RPI        | S | Opponent           | Score | RPI      | S | Opponent           | Score |                 |
|                           |   |          |       | 47        | A | Drexel             | 38 47 | 90         | A | James Madison      | 56 73 | 102      | N | Wake Forest        | 69 66 |                 |
|                           |   |          |       | 47        | H | Drexel             | 47 58 | 90         | H | James Madison      | 42 55 | 104      | A | UNLV               | 52 68 |                 |
|                           |   |          |       |           |   |                    |       |            |   |                    |       | 119      | H | Delaware           | 51 58 |                 |
|                           |   |          |       |           |   |                    |       |            |   |                    |       | 137      | A | William & Mary     | 53 63 |                 |
|                           |   |          |       |           |   |                    |       |            |   |                    |       | 137      | H | William & Mary     | 65 54 |                 |
|                           |   |          |       |           |   |                    |       |            |   |                    |       | 138      | A | Hartford           | 49 60 |                 |
|                           |   |          |       |           |   |                    |       |            |   |                    |       | 191      | A | Col umbi a         | 53 75 |                 |
|                           |   |          |       |           |   |                    |       |            |   |                    |       | 193      | H | Si ena             | 60 70 |                 |
|                           |   |          |       |           |   |                    |       |            |   |                    |       | 224      | H | Holy Cross         | 69 63 |                 |
|                           |   |          |       |           |   |                    |       |            |   |                    |       | 226      | H | Stony Brook        | 49 73 |                 |
|                           |   |          |       |           |   |                    |       |            |   |                    |       | 234      | H | St. Bonaventure    | 71 68 |                 |
|                           |   |          |       |           |   |                    |       |            |   |                    |       | 255      | A | Col. of Charleston | 75 60 |                 |
|                           |   |          |       |           |   |                    |       |            |   |                    |       | 255      | H | Col. of Charleston | 65 60 |                 |
|                           |   |          |       |           |   |                    |       |            |   |                    |       | 260      | A | Sacred Heart       | 86 81 |                 |
|                           |   |          |       |           |   |                    |       |            |   |                    |       | 278      | A | UNCW               | 69 61 |                 |
|                           |   |          |       |           |   |                    |       |            |   |                    |       | 332      | H | UMBC               | 71 55 |                 |
|                           |   |          |       |           |   |                    |       |            |   |                    |       | 338      | A | Iona               | 68 43 |                 |
| -----                     |   |          |       |           |   |                    |       |            |   |                    |       |          |   |                    |       |                 |
| LAST 12 Division I GAMES: |   |          |       |           |   |                    |       |            |   |                    |       |          |   |                    |       |                 |
|                           |   |          |       | 137       | A | William & Mary     | 53 63 | 278        | A | UNCW               | 69 61 |          |   |                    |       |                 |
|                           |   |          |       | 90        | A | James Madison      | 56 73 | 255        | A | Col. of Charleston | 75 60 |          |   |                    |       |                 |
|                           |   |          |       | 47        | H | Drexel             | 47 58 | 47         | A | Drexel             | 38 47 |          |   |                    |       |                 |
|                           |   |          |       | 137       | H | William & Mary     | 65 54 | 90         | H | James Madison      | 42 55 |          |   |                    |       |                 |
|                           |   |          |       | 255       | H | Col. of Charleston | 65 60 | 234        | H | St. Bonaventure    | 71 68 |          |   |                    |       |                 |
|                           |   |          |       | 119       | H | Delaware           | 51 58 | 191        | A | Col umbi a         | 53 75 |          |   |                    |       |                 |

Non-Div I Games:

Hofstra



|                   |          |           |                |            |             |               |      |      |       |           |
|-------------------|----------|-----------|----------------|------------|-------------|---------------|------|------|-------|-----------|
| Average RPI Win:  | 256      | WON-LOST  | WINNING        | LAST 10    | STRENGTH OF | OPP. STRENGTH | TEAM | ADJ. | CONF. | ADJ CONF. |
| Average RPI Loss: | 148      | RECORD    | PCT. RANK      | GAMES      | SCHEDULE    | OF SCHEDULE   | RPI  | RPI  | RPI   | RPI       |
| DIV. I ONLY       | 10- 11   | 188       | 5- 5           | 248        | 238         | 224           | 224  | 15   | 15    |           |
| DIV. I NON-CONF.  | 5- 6     | 187       | 1- 1           | 298        | 310         | 251           | 251  | 18   | 18    |           |
| -----             |          |           |                |            |             |               |      |      |       |           |
| TOTALS            | RPI 1-25 | RPI 26-50 | W-L RECORDS    | RPI 51-100 | RPI 101-999 | RPI 201+      |      |      |       |           |
| 10- 11            | 0- 0     | 0- 0      | OVERALL        | 0- 4       | 10- 7       | 7- 3          |      |      |       |           |
| 3- 7              | 0- 0     | 0- 0      | HOME           | 0- 3       | 3- 4        | 2- 1          |      |      |       |           |
| 7- 4              | 0- 0     | 0- 0      | AWAY           | 0- 1       | 7- 3        | 5- 2          |      |      |       |           |
| 0- 0              | 0- 0     | 0- 0      | NEUTRAL        | 0- 0       | 0- 0        | 0- 0          |      |      |       |           |
| 5- 6              | 0- 0     | 0- 0      | NON-CONFERENCE | 0- 2       | 5- 4        | 5- 1          |      |      |       |           |
| 2- 3              | 0- 0     | 0- 0      | HOME           | 0- 1       | 2- 2        | 2- 0          |      |      |       |           |
| 3- 3              | 0- 0     | 0- 0      | AWAY           | 0- 1       | 3- 2        | 3- 1          |      |      |       |           |
| 0- 0              | 0- 0     | 0- 0      | NEUTRAL        | 0- 0       | 0- 0        | 0- 0          |      |      |       |           |
| 5- 5              | 0- 0     | 0- 0      | CONFERENCE     | 0- 2       | 5- 3        | 2- 2          |      |      |       |           |
| 1- 4              | 0- 0     | 0- 0      | HOME           | 0- 2       | 1- 2        | 0- 1          |      |      |       |           |
| 4- 1              | 0- 0     | 0- 0      | AWAY           | 0- 0       | 4- 1        | 2- 1          |      |      |       |           |
| 0- 0              | 0- 0     | 0- 0      | NEUTRAL        | 0- 0       | 0- 0        | 0- 0          |      |      |       |           |

| RPI 1-25                  |   |                 |       | RPI 26-50 |   |                 |       | RPI 51-100 |   |             |       | RPI 101+ Team's RPI: 224 |   |                 |       |
|---------------------------|---|-----------------|-------|-----------|---|-----------------|-------|------------|---|-------------|-------|--------------------------|---|-----------------|-------|
| RPI                       | S | Opponent        | Score | RPI       | S | Opponent        | Score | RPI        | S | Opponent    | Score | RPI                      | S | Opponent        | Score |
|                           |   |                 |       |           |   |                 |       | 66         | H | Albany (NY) | 56 65 | 106                      | H | Dartmouth       | 74 76 |
|                           |   |                 |       |           |   |                 |       | 71         | H | American    | 63 68 | 141                      | H | Bucknell        | 47 71 |
|                           |   |                 |       |           |   |                 |       | 83         | H | Navy        | 58 65 | 170                      | H | Lehigh          | 54 49 |
|                           |   |                 |       |           |   |                 |       | 99         | A | Brown       | 78 82 | 182                      | A | Marist          | 74 85 |
|                           |   |                 |       |           |   |                 |       |            |   |             |       | 188                      | A | Army West Point | 70 62 |
|                           |   |                 |       |           |   |                 |       |            |   |             |       | 190                      | A | Boston U.       | 60 57 |
|                           |   |                 |       |           |   |                 |       |            |   |             |       | 198                      | H | Boston College  | 61 70 |
|                           |   |                 |       |           |   |                 |       |            |   |             |       | 204                      | A | Hofstra         | 63 69 |
|                           |   |                 |       |           |   |                 |       |            |   |             |       | 237                      | A | Lafayette       | 69 56 |
|                           |   |                 |       |           |   |                 |       |            |   |             |       | 237                      | H | Lafayette       | 65 69 |
|                           |   |                 |       |           |   |                 |       |            |   |             |       | 240                      | A | Loyola Maryland | 60 77 |
|                           |   |                 |       |           |   |                 |       |            |   |             |       | 264                      | A | Rider           | 83 56 |
|                           |   |                 |       |           |   |                 |       |            |   |             |       | 269                      | A | Colgate         | 71 64 |
|                           |   |                 |       |           |   |                 |       |            |   |             |       | 274                      | H | Bryant          | 59 57 |
|                           |   |                 |       |           |   |                 |       |            |   |             |       | 292                      | H | Vermont         | 64 53 |
|                           |   |                 |       |           |   |                 |       |            |   |             |       | 331                      | A | Rhode Island    | 69 63 |
|                           |   |                 |       |           |   |                 |       |            |   |             |       | 348                      | A | UMass Lowell    | 84 56 |
| -----                     |   |                 |       |           |   |                 |       |            |   |             |       |                          |   |                 |       |
| LAST 12 Division I GAMES: |   |                 |       |           |   |                 |       |            |   |             |       |                          |   |                 |       |
| 237                       | A | Lafayette       | 69 56 | 240       | A | Loyola Maryland | 60 77 |            |   |             |       |                          |   |                 |       |
| 71                        | H | American        | 63 68 | 170       | H | Lehigh          | 54 49 |            |   |             |       |                          |   |                 |       |
| 141                       | H | Bucknell        | 47 71 | 237       | H | Lafayette       | 65 69 |            |   |             |       |                          |   |                 |       |
| 188                       | A | Army West Point | 70 62 | 269       | A | Colgate         | 71 64 |            |   |             |       |                          |   |                 |       |
| 190                       | A | Boston U.       | 60 57 | 106       | H | Dartmouth       | 74 76 |            |   |             |       |                          |   |                 |       |
| 83                        | H | Navy            | 58 65 | 331       | A | Rhode Island    | 69 63 |            |   |             |       |                          |   |                 |       |

Non-Div I Games:

Holy Cross



Average RPI Win: **167**  
 Average RPI Loss: **103**

WON-LOST  
RECORD

WINNING  
PCT. RANK

LAST 10  
GAMES

STRENGTH OF  
SCHEDULE

OPP. STRENGTH  
OF SCHEDULE

TEAM  
RPI

ADJ.  
RPI

CONF.  
RPI

ADJ CONF.  
RPI

|                  |          |           |                |            |             |          |    |   |   |
|------------------|----------|-----------|----------------|------------|-------------|----------|----|---|---|
| DIV. I ONLY      | 17- 6    | 52        | 7- 3           | 90         | 82          | 49       | 49 | 8 | 8 |
| DIV. I NON-CONF. | 11- 3    | 46        | 3- 0           | 102        | 110         | 32       | 32 | 7 | 7 |
| -----            |          |           |                |            |             |          |    |   |   |
| TOTALS           | RPI 1-25 | RPI 26-50 | W-L RECORDS    | RPI 51-100 | RPI 101-999 | RPI 201+ |    |   |   |
| 17- 6            | 0- 3     | 0- 0      | OVERALL        | 3- 0       | 14- 3       | 5- 1     |    |   |   |
| 8- 2             | 0- 1     | 0- 0      | HOME           | 1- 0       | 7- 1        | 3- 0     |    |   |   |
| 6- 4             | 0- 2     | 0- 0      | AWAY           | 1- 0       | 5- 2        | 2- 1     |    |   |   |
| 3- 0             | 0- 0     | 0- 0      | NEUTRAL        | 1- 0       | 2- 0        | 0- 0     |    |   |   |
| 11- 3            | 0- 2     | 0- 0      | NON-CONFERENCE | 1- 0       | 10- 1       | 3- 0     |    |   |   |
| 5- 0             | 0- 0     | 0- 0      | HOME           | 0- 0       | 5- 0        | 2- 0     |    |   |   |
| 3- 3             | 0- 2     | 0- 0      | AWAY           | 0- 0       | 3- 1        | 1- 0     |    |   |   |
| 3- 0             | 0- 0     | 0- 0      | NEUTRAL        | 1- 0       | 2- 0        | 0- 0     |    |   |   |
| 6- 3             | 0- 1     | 0- 0      | CONFERENCE     | 2- 0       | 4- 2        | 2- 1     |    |   |   |
| 3- 2             | 0- 1     | 0- 0      | HOME           | 1- 0       | 2- 1        | 1- 0     |    |   |   |
| 3- 1             | 0- 0     | 0- 0      | AWAY           | 1- 0       | 2- 1        | 1- 1     |    |   |   |
| 0- 0             | 0- 0     | 0- 0      | NEUTRAL        | 0- 0       | 0- 0        | 0- 0     |    |   |   |

| RPI 1-25 |   |               |              | RPI 26-50 |   |                 |       | Team's RPI: 49 |  |                           |  | RPI 51-100 |   |           |       | RPI 101+ |   |                 |              |
|----------|---|---------------|--------------|-----------|---|-----------------|-------|----------------|--|---------------------------|--|------------|---|-----------|-------|----------|---|-----------------|--------------|
| RPI      | S | Opponent      | Score        | RPI       | S | Opponent        | Score |                |  |                           |  | RPI        | S | Opponent  | Score | RPI      | S | Opponent        | Score        |
| 1        | H | UConn         | 35 <b>95</b> |           |   |                 |       |                |  |                           |  | 92         | A | Tulane    | 98 92 | 107      | H | George Mason    | 82 73        |
| 12       | A | Texas A&M     | 65 <b>83</b> |           |   |                 |       |                |  |                           |  | 92         | H | Tulane    | 72 48 | 110      | N | Liberty         | 75 68        |
| 18       | A | Rutgers       | 57 <b>75</b> |           |   |                 |       |                |  |                           |  | 96         | N | Milwaukee | 74 59 | 143      | H | ETSU            | 88 69        |
|          |   |               |              |           |   |                 |       |                |  |                           |  |            |   |           |       | 147      | H | Wichita St.     | 73 55        |
|          |   |               |              |           |   |                 |       |                |  |                           |  |            |   |           |       | 149      | A | Texas St.       | 72 67        |
|          |   |               |              |           |   |                 |       |                |  |                           |  |            |   |           |       | 155      | N | Northeastern    | 72 64        |
|          |   |               |              |           |   |                 |       |                |  |                           |  |            |   |           |       | 167      | H | Cincinnati      | 82 <b>88</b> |
|          |   |               |              |           |   |                 |       |                |  |                           |  |            |   |           |       | 183      | A | Temple          | 99 75        |
|          |   |               |              |           |   |                 |       |                |  |                           |  |            |   |           |       | 191      | H | Columbia        | 77 53        |
|          |   |               |              |           |   |                 |       |                |  |                           |  |            |   |           |       | 198      | A | Boston College  | 74 <b>79</b> |
|          |   |               |              |           |   |                 |       |                |  |                           |  |            |   |           |       | 199      | A | New Orleans     | 78 66        |
|          |   |               |              |           |   |                 |       |                |  |                           |  |            |   |           |       | 208      | A | UT Arlington    | 62 58        |
|          |   |               |              |           |   |                 |       |                |  |                           |  |            |   |           |       | 215      | A | SMU             | 85 75        |
|          |   |               |              |           |   |                 |       |                |  |                           |  |            |   |           |       | 215      | H | SMU             | 60 56        |
|          |   |               |              |           |   |                 |       |                |  |                           |  |            |   |           |       | 222      | A | East Carolina   | 78 <b>80</b> |
|          |   |               |              |           |   |                 |       |                |  |                           |  |            |   |           |       | 232      | H | Texas Tech      | 79 75        |
|          |   |               |              |           |   |                 |       |                |  |                           |  |            |   |           |       | 300      | H | Incarinate Word | 98 67        |
| -----    |   |               |              |           |   |                 |       |                |  |                           |  |            |   |           |       |          |   |                 |              |
|          |   |               |              |           |   |                 |       |                |  | LAST 12 Division I GAMES: |  |            |   |           |       |          |   |                 |              |
| 92       | H | Tulane        | 72 48        | 92        | A | Tulane          | 98 92 |                |  |                           |  |            |   |           |       |          |   |                 |              |
| 215      | H | SMU           | 60 56        | 147       | H | Wichita St.     | 73 55 |                |  |                           |  |            |   |           |       |          |   |                 |              |
| 222      | A | East Carolina | 78 <b>80</b> | 215       | A | SMU             | 85 75 |                |  |                           |  |            |   |           |       |          |   |                 |              |
| 183      | A | Temple        | 99 75        | 191       | H | Columbia        | 77 53 |                |  |                           |  |            |   |           |       |          |   |                 |              |
| 1        | H | UConn         | 35 <b>95</b> | 107       | H | George Mason    | 82 73 |                |  |                           |  |            |   |           |       |          |   |                 |              |
| 167      | H | Cincinnati    | 82 <b>88</b> | 300       | H | Incarinate Word | 98 67 |                |  |                           |  |            |   |           |       |          |   |                 |              |

Non-Div I Games:

Houston

Loss, Non-Conf, S Site, H Home A Away N Neutral



|                   |          |           |                |            |             |               |      |      |       |           |
|-------------------|----------|-----------|----------------|------------|-------------|---------------|------|------|-------|-----------|
| Average RPI Win:  | 314      | WON-LOST  | WINNING        | LAST 10    | STRENGTH OF | OPP. STRENGTH | TEAM | ADJ. | CONF. | ADJ CONF. |
| Average RPI Loss: | 196      | RECORD    | PCT. RANK      | GAMES      | SCHEDULE    | OF SCHEDULE   | RPI  | RPI  | RPI   | RPI       |
| DIV. I ONLY       | 2- 14    | 324       | 2- 8           | 252        | 340         | 324           | 324  | 25   | 25    |           |
| DIV. I NON-CONF.  | 0- 6     | 337       | 0- 2           | 55         | 336         | 300           | 300  | 25   | 25    |           |
| -----             |          |           |                |            |             |               |      |      |       |           |
| TOTALS            | RPI 1-25 | RPI 26-50 | W-L RECORDS    | RPI 51-100 | RPI 101-999 | RPI 201+      |      |      |       |           |
| 2- 14             | 0- 0     | 0- 1      | OVERALL        | 0- 0       | 2- 13       | 2- 6          |      |      |       |           |
| 0- 5              | 0- 0     | 0- 0      | HOME           | 0- 0       | 0- 5        | 0- 3          |      |      |       |           |
| 2- 9              | 0- 0     | 0- 1      | AWAY           | 0- 0       | 2- 8        | 2- 3          |      |      |       |           |
| 0- 0              | 0- 0     | 0- 0      | NEUTRAL        | 0- 0       | 0- 0        | 0- 0          |      |      |       |           |
| 0- 6              | 0- 0     | 0- 1      | NON-CONFERENCE | 0- 0       | 0- 5        | 0- 1          |      |      |       |           |
| 0- 0              | 0- 0     | 0- 0      | HOME           | 0- 0       | 0- 0        | 0- 0          |      |      |       |           |
| 0- 6              | 0- 0     | 0- 1      | AWAY           | 0- 0       | 0- 5        | 0- 1          |      |      |       |           |
| 0- 0              | 0- 0     | 0- 0      | NEUTRAL        | 0- 0       | 0- 0        | 0- 0          |      |      |       |           |
| 2- 8              | 0- 0     | 0- 0      | CONFERENCE     | 0- 0       | 2- 8        | 2- 5          |      |      |       |           |
| 0- 5              | 0- 0     | 0- 0      | HOME           | 0- 0       | 0- 5        | 0- 3          |      |      |       |           |
| 2- 3              | 0- 0     | 0- 0      | AWAY           | 0- 0       | 2- 3        | 2- 2          |      |      |       |           |
| 0- 0              | 0- 0     | 0- 0      | NEUTRAL        | 0- 0       | 0- 0        | 0- 0          |      |      |       |           |

| RPI 1-25                  |   |                    |       | RPI 26-50 |   |                   |       | RPI 51-100 |   |          |       | RPI 101+ Team's RPI: 324 |   |                    |       |
|---------------------------|---|--------------------|-------|-----------|---|-------------------|-------|------------|---|----------|-------|--------------------------|---|--------------------|-------|
| RPI                       | S | Opponent           | Score | RPI       | S | Opponent          | Score | RPI        | S | Opponent | Score | RPI                      | S | Opponent           | Score |
|                           |   |                    |       | 29        | A | South Fla.        | 43 90 |            |   |          |       | 109                      | A | Rice               | 45 67 |
|                           |   |                    |       |           |   |                   |       |            |   |          |       | 115                      | A | UTEP               | 62 69 |
|                           |   |                    |       |           |   |                   |       |            |   |          |       | 123                      | H | SFA                | 54 76 |
|                           |   |                    |       |           |   |                   |       |            |   |          |       | 126                      | H | Lamar University   | 51 79 |
|                           |   |                    |       |           |   |                   |       |            |   |          |       | 189                      | A | Louisiana Tech     | 62 85 |
|                           |   |                    |       |           |   |                   |       |            |   |          |       | 194                      | A | Oral Roberts       | 56 78 |
|                           |   |                    |       |           |   |                   |       |            |   |          |       | 199                      | A | New Orleans        | 52 70 |
|                           |   |                    |       |           |   |                   |       |            |   |          |       | 218                      | A | Abilene Christian  | 68 80 |
|                           |   |                    |       |           |   |                   |       |            |   |          |       | 262                      | A | A&M-Corpus Christi | 49 50 |
|                           |   |                    |       |           |   |                   |       |            |   |          |       | 268                      | H | Nicholls St.       | 61 73 |
|                           |   |                    |       |           |   |                   |       |            |   |          |       | 286                      | H | McNeese            | 74 86 |
|                           |   |                    |       |           |   |                   |       |            |   |          |       | 295                      | H | Southeastern La.   | 61 76 |
|                           |   |                    |       |           |   |                   |       |            |   |          |       | 300                      | A | Incarnate Word     | 58 56 |
|                           |   |                    |       |           |   |                   |       |            |   |          |       | 327                      | A | Sam Houston St.    | 69 61 |
|                           |   |                    |       |           |   |                   |       |            |   |          |       | 329                      | A | La. -Monroe        | 73 77 |
| LAST 12 Division I GAMES: |   |                    |       |           |   |                   |       |            |   |          |       |                          |   |                    |       |
| 123                       | H | SFA                | 54 76 | 218       | A | Abilene Christian | 68 80 |            |   |          |       |                          |   |                    |       |
| 262                       | A | A&M-Corpus Christi | 49 50 | 268       | H | Nicholls St.      | 61 73 |            |   |          |       |                          |   |                    |       |
| 300                       | A | Incarnate Word     | 58 56 | 199       | A | New Orleans       | 52 70 |            |   |          |       |                          |   |                    |       |
| 286                       | H | McNeese            | 74 86 | 126       | H | Lamar University  | 51 79 |            |   |          |       |                          |   |                    |       |
| 295                       | H | Southeastern La.   | 61 76 | 189       | A | Louisiana Tech    | 62 85 |            |   |          |       |                          |   |                    |       |
| 327                       | A | Sam Houston St.    | 69 61 | 329       | A | La. -Monroe       | 73 77 |            |   |          |       |                          |   |                    |       |

Non-Div I Games: LeTourneau 88 43 Paul Quinn 74 54 Jarvis Christian 78 30 Huston-Tillotson 76 72 Houston Baptist



Average RPI Win: **299**  
Average RPI Loss: **163**

WON-LOST  
RECORD

WINNING  
PCT. RANK

LAST 10  
GAMES

STRENGTH OF  
SCHEDULE

OPP. STRENGTH  
OF SCHEDULE

TEAM  
RPI

ADJ.  
RPI

CONF.  
RPI

ADJ CONF.  
RPI

|                  |          |           |                |            |             |          |     |    |    |
|------------------|----------|-----------|----------------|------------|-------------|----------|-----|----|----|
| DIV. I ONLY      | 7- 13    | 258       | 4- 5           | 165        | 343         | 249      | 249 | 31 | 31 |
| DIV. I NON-CONF. | 4- 9     | 249       | 1- 3           | 48         | 320         | 213      | 213 | 31 | 31 |
| TOTALS           | RPI 1-25 | RPI 26-50 | W-L RECORDS    | RPI 51-100 | RPI 101-999 | RPI 201+ |     |    |    |
| 7- 13            | 0- 2     | 0- 0      | OVERALL        | 0- 2       | 7- 9        | 7- 4     |     |    |    |
| 5- 4             | 0- 0     | 0- 0      | HOME           | 0- 1       | 5- 3        | 5- 1     |     |    |    |
| 2- 9             | 0- 0     | 0- 0      | AWAY           | 0- 0       | 2- 1        | 2- 1     |     |    |    |
| 0- 0             | 0- 0     | 0- 0      | NEUTRAL        | 0- 0       | 0- 0        | 0- 0     |     |    |    |
| 4- 9             | 0- 2     | 0- 0      | NON-CONFERENCE | 0- 2       | 4- 5        | 4- 1     |     |    |    |
| 4- 2             | 0- 0     | 0- 0      | HOME           | 0- 1       | 4- 1        | 4- 0     |     |    |    |
| 0- 7             | 0- 2     | 0- 0      | AWAY           | 0- 1       | 0- 4        | 0- 1     |     |    |    |
| 0- 0             | 0- 0     | 0- 0      | NEUTRAL        | 0- 0       | 0- 0        | 0- 0     |     |    |    |
| 3- 4             | 0- 0     | 0- 0      | CONFERENCE     | 0- 0       | 3- 4        | 3- 3     |     |    |    |
| 1- 2             | 0- 0     | 0- 0      | HOME           | 0- 0       | 1- 2        | 1- 1     |     |    |    |
| 2- 2             | 0- 0     | 0- 0      | AWAY           | 0- 0       | 2- 2        | 2- 2     |     |    |    |
| 0- 0             | 0- 0     | 0- 0      | NEUTRAL        | 0- 0       | 0- 0        | 0- 0     |     |    |    |

| RPI                       | S | Opponent           | Score         | RPI | S | Opponent    | Score        | RPI | S | Opponent | Score        | RPI | S | Opponent             | Score        | Team's RPI: 249 |
|---------------------------|---|--------------------|---------------|-----|---|-------------|--------------|-----|---|----------|--------------|-----|---|----------------------|--------------|-----------------|
| 17                        | A | Georgia            | 47 <b>87</b>  |     |   |             |              | 62  | A | Mercer   | 44 <b>70</b> | 124 | A | Georgetown           | 41 <b>93</b> |                 |
| 20                        | A | Maryland           | 49 <b>111</b> |     |   |             |              | 99  | H | Brown    | 81 <b>85</b> | 137 | H | William & Mary       | 71 <b>83</b> |                 |
|                           |   |                    |               |     |   |             |              |     |   |          |              | 148 | H | Bethune-Cookman      | 55 <b>59</b> |                 |
|                           |   |                    |               |     |   |             |              |     |   |          |              | 167 | A | Cincinnati           | 53 <b>87</b> |                 |
|                           |   |                    |               |     |   |             |              |     |   |          |              | 193 | A | Siena                | 61 <b>72</b> |                 |
|                           |   |                    |               |     |   |             |              |     |   |          |              | 212 | H | N. C. A&T            | 68 <b>76</b> |                 |
|                           |   |                    |               |     |   |             |              |     |   |          |              | 258 | H | Campbell             | 63 61        |                 |
|                           |   |                    |               |     |   |             |              |     |   |          |              | 265 | H | Fairleigh Dickinson  | 68 65        |                 |
|                           |   |                    |               |     |   |             |              |     |   |          |              | 279 | H | St. Francis Brooklyn | 72 69        |                 |
|                           |   |                    |               |     |   |             |              |     |   |          |              | 287 | H | FIU                  | 69 62        |                 |
|                           |   |                    |               |     |   |             |              |     |   |          |              | 292 | A | Vermont              | 65 <b>88</b> |                 |
|                           |   |                    |               |     |   |             |              |     |   |          |              | 306 | A | UMES                 | 52 <b>58</b> |                 |
|                           |   |                    |               |     |   |             |              |     |   |          |              | 333 | H | N. C. Central        | 69 54        |                 |
|                           |   |                    |               |     |   |             |              |     |   |          |              | 334 | A | South Carolina St.   | 68 58        |                 |
|                           |   |                    |               |     |   |             |              |     |   |          |              | 336 | A | Savannah St.         | 87 59        |                 |
|                           |   |                    |               |     |   |             |              |     |   |          |              | 337 | A | Florida A&M          | 59 <b>74</b> |                 |
| LAST 12 Division I GAMES: |   |                    |               |     |   |             |              |     |   |          |              |     |   |                      |              |                 |
| 306                       | A | UMES               | 52 <b>58</b>  | 337 | A | Florida A&M | 59 <b>74</b> |     |   |          |              |     |   |                      |              |                 |
| 212                       | H | N. C. A&T          | 68 <b>76</b>  | 99  | H | Brown       | 81 <b>85</b> |     |   |          |              |     |   |                      |              |                 |
| 333                       | H | N. C. Central      | 69 54         | 258 | H | Campbell    | 63 61        |     |   |          |              |     |   |                      |              |                 |
| 336                       | A | Savannah St.       | 87 59         | 62  | A | Mercer      | 44 <b>70</b> |     |   |          |              |     |   |                      |              |                 |
| 334                       | A | South Carolina St. | 68 58         | 17  | A | Georgia     | 47 <b>87</b> |     |   |          |              |     |   |                      |              |                 |
| 148                       | H | Bethune-Cookman    | 55 <b>59</b>  | 167 | A | Cincinnati  | 53 <b>87</b> |     |   |          |              |     |   |                      |              |                 |

Howard

Howard

Non-Div I Games:

Howard

**Loss**, **Non-Conf**, **S Site**, **H Home**, **A Away**, **N Neutral**



|                   |          |           |                |            |             |               |      |      |       |           |
|-------------------|----------|-----------|----------------|------------|-------------|---------------|------|------|-------|-----------|
| Average RPI Win:  | 200      | WON-LOST  | WINNING        | LAST 10    | STRENGTH OF | OPP. STRENGTH | TEAM | ADJ. | CONF. | ADJ CONF. |
| Average RPI Loss: | 40       | RECORD    | PCT. RANK      | GAMES      | SCHEDULE    | OF SCHEDULE   | RPI  | RPI  | RPI   | RPI       |
| DIV. I ONLY       | 15- 5    | 49        | 8- 2           | 157        | 99          | 63            | 63   | 11   | 11    |           |
| DIV. I NON-CONF.  | 7- 3     | 74        | 1- 1           | 247        | 29          | 79            | 79   | 13   | 13    |           |
| -----             |          |           |                |            |             |               |      |      |       |           |
| TOTALS            | RPI 1-25 | RPI 26-50 | W-L RECORDS    | RPI 51-100 | RPI 101-999 | RPI 201+      |      |      |       |           |
| 15- 5             | 0- 3     | 0- 1      | OVERALL        | 3- 0       | 12- 1       | 8- 0          |      |      |       |           |
| 3- 2              | 0- 1     | 0- 0      | HOME           | 0- 0       | 3- 1        | 3- 0          |      |      |       |           |
| 11- 3             | 0- 2     | 0- 1      | AWAY           | 2- 0       | 9- 0        | 5- 0          |      |      |       |           |
| 1- 0              | 0- 0     | 0- 0      | NEUTRAL        | 1- 0       | 0- 0        | 0- 0          |      |      |       |           |
| 7- 3              | 0- 1     | 0- 1      | NON-CONFERENCE | 2- 0       | 5- 1        | 3- 0          |      |      |       |           |
| 1- 1              | 0- 0     | 0- 0      | HOME           | 0- 0       | 1- 1        | 1- 0          |      |      |       |           |
| 5- 2              | 0- 1     | 0- 1      | AWAY           | 1- 0       | 4- 0        | 2- 0          |      |      |       |           |
| 1- 0              | 0- 0     | 0- 0      | NEUTRAL        | 1- 0       | 0- 0        | 0- 0          |      |      |       |           |
| 8- 2              | 0- 2     | 0- 0      | CONFERENCE     | 1- 0       | 7- 0        | 5- 0          |      |      |       |           |
| 2- 1              | 0- 1     | 0- 0      | HOME           | 0- 0       | 2- 0        | 2- 0          |      |      |       |           |
| 6- 1              | 0- 1     | 0- 0      | AWAY           | 1- 0       | 5- 0        | 3- 0          |      |      |       |           |
| 0- 0              | 0- 0     | 0- 0      | NEUTRAL        | 0- 0       | 0- 0        | 0- 0          |      |      |       |           |

| RPI 1-25 |   |           |       | RPI 26-50 |   |          |       | RPI 51-100 |   |           |       | Team's RPI: 63 |   |               |       | RPI 101+ |   |          |       |
|----------|---|-----------|-------|-----------|---|----------|-------|------------|---|-----------|-------|----------------|---|---------------|-------|----------|---|----------|-------|
| RPI      | S | Opponent  | Score | RPI       | S | Opponent | Score | RPI        | S | Opponent  | Score | RPI            | S | Opponent      | Score | RPI      | S | Opponent | Score |
| 16       | A | Green Bay | 45 52 | 43        | A | UCF      | 59 63 | 65         | N | Wyoming   | 65 59 | 101            | A | Wright St.    | 64 61 |          |   |          |       |
| 16       | H | Green Bay | 34 60 |           |   |          |       | 81         | A | Ohio      | 76 52 | 103            | H | Miami (OH)    | 83 96 |          |   |          |       |
| 23       | A | DePaul    | 71 85 |           |   |          |       | 96         | A | Milwaukee | 70 68 | 132            | A | Cleveland St. | 77 64 |          |   |          |       |
|          |   |           |       |           |   |          |       |            |   |           |       |                |   |               |       |          |   |          |       |
|          |   |           |       |           |   |          |       |            |   |           |       |                |   |               |       |          |   |          |       |
|          |   |           |       |           |   |          |       |            |   |           |       |                |   |               |       |          |   |          |       |
|          |   |           |       |           |   |          |       |            |   |           |       |                |   |               |       |          |   |          |       |
|          |   |           |       |           |   |          |       |            |   |           |       |                |   |               |       |          |   |          |       |
|          |   |           |       |           |   |          |       |            |   |           |       |                |   |               |       |          |   |          |       |
|          |   |           |       |           |   |          |       |            |   |           |       |                |   |               |       |          |   |          |       |
|          |   |           |       |           |   |          |       |            |   |           |       |                |   |               |       |          |   |          |       |
|          |   |           |       |           |   |          |       |            |   |           |       |                |   |               |       |          |   |          |       |
|          |   |           |       |           |   |          |       |            |   |           |       |                |   |               |       |          |   |          |       |
|          |   |           |       |           |   |          |       |            |   |           |       |                |   |               |       |          |   |          |       |
|          |   |           |       |           |   |          |       |            |   |           |       |                |   |               |       |          |   |          |       |
|          |   |           |       |           |   |          |       |            |   |           |       |                |   |               |       |          |   |          |       |
|          |   |           |       |           |   |          |       |            |   |           |       |                |   |               |       |          |   |          |       |
|          |   |           |       |           |   |          |       |            |   |           |       |                |   |               |       |          |   |          |       |
|          |   |           |       |           |   |          |       |            |   |           |       |                |   |               |       |          |   |          |       |
|          |   |           |       |           |   |          |       |            |   |           |       |                |   |               |       |          |   |          |       |
|          |   |           |       |           |   |          |       |            |   |           |       |                |   |               |       |          |   |          |       |
|          |   |           |       |           |   |          |       |            |   |           |       |                |   |               |       |          |   |          |       |
|          |   |           |       |           |   |          |       |            |   |           |       |                |   |               |       |          |   |          |       |
|          |   |           |       |           |   |          |       |            |   |           |       |                |   |               |       |          |   |          |       |
|          |   |           |       |           |   |          |       |            |   |           |       |                |   |               |       |          |   |          |       |
|          |   |           |       |           |   |          |       |            |   |           |       |                |   |               |       |          |   |          |       |
|          |   |           |       |           |   |          |       |            |   |           |       |                |   |               |       |          |   |          |       |
|          |   |           |       |           |   |          |       |            |   |           |       |                |   |               |       |          |   |          |       |
|          |   |           |       |           |   |          |       |            |   |           |       |                |   |               |       |          |   |          |       |
|          |   |           |       |           |   |          |       |            |   |           |       |                |   |               |       |          |   |          |       |
|          |   |           |       |           |   |          |       |            |   |           |       |                |   |               |       |          |   |          |       |
|          |   |           |       |           |   |          |       |            |   |           |       |                |   |               |       |          |   |          |       |
|          |   |           |       |           |   |          |       |            |   |           |       |                |   |               |       |          |   |          |       |
|          |   |           |       |           |   |          |       |            |   |           |       |                |   |               |       |          |   |          |       |
|          |   |           |       |           |   |          |       |            |   |           |       |                |   |               |       |          |   |          |       |
|          |   |           |       |           |   |          |       |            |   |           |       |                |   |               |       |          |   |          |       |
|          |   |           |       |           |   |          |       |            |   |           |       |                |   |               |       |          |   |          |       |
|          |   |           |       |           |   |          |       |            |   |           |       |                |   |               |       |          |   |          |       |
|          |   |           |       |           |   |          |       |            |   |           |       |                |   |               |       |          |   |          |       |
|          |   |           |       |           |   |          |       |            |   |           |       |                |   |               |       |          |   |          |       |
|          |   |           |       |           |   |          |       |            |   |           |       |                |   |               |       |          |   |          |       |
|          |   |           |       |           |   |          |       |            |   |           |       |                |   |               |       |          |   |          |       |
|          |   |           |       |           |   |          |       |            |   |           |       |                |   |               |       |          |   |          |       |
|          |   |           |       |           |   |          |       |            |   |           |       |                |   |               |       |          |   |          |       |
|          |   |           |       |           |   |          |       |            |   |           |       |                |   |               |       |          |   |          |       |
|          |   |           |       |           |   |          |       |            |   |           |       |                |   |               |       |          |   |          |       |
|          |   |           |       |           |   |          |       |            |   |           |       |                |   |               |       |          |   |          |       |
|          |   |           |       |           |   |          |       |            |   |           |       |                |   |               |       |          |   |          |       |
|          |   |           |       |           |   |          |       |            |   |           |       |                |   |               |       |          |   |          |       |
|          |   |           |       |           |   |          |       |            |   |           |       |                |   |               |       |          |   |          |       |
|          |   |           |       |           |   |          |       |            |   |           |       |                |   |               |       |          |   |          |       |
|          |   |           |       |           |   |          |       |            |   |           |       |                |   |               |       |          |   |          |       |
|          |   |           |       |           |   |          |       |            |   |           |       |                |   |               |       |          |   |          |       |
|          |   |           |       |           |   |          |       |            |   |           |       |                |   |               |       |          |   |          |       |
|          |   |           |       |           |   |          |       |            |   |           |       |                |   |               |       |          |   |          |       |
|          |   |           |       |           |   |          |       |            |   |           |       |                |   |               |       |          |   |          |       |
|          |   |           |       |           |   |          |       |            |   |           |       |                |   |               |       |          |   |          |       |
|          |   |           |       |           |   |          |       |            |   |           |       |                |   |               |       |          |   |          |       |
|          |   |           |       |           |   |          |       |            |   |           |       |                |   |               |       |          |   |          |       |
|          |   |           |       |           |   |          |       |            |   |           |       |                |   |               |       |          |   |          |       |
|          |   |           |       |           |   |          |       |            |   |           |       |                |   |               |       |          |   |          |       |
|          |   |           |       |           |   |          |       |            |   |           |       |                |   |               |       |          |   |          |       |
|          |   |           |       |           |   |          |       |            |   |           |       |                |   |               |       |          |   |          |       |
|          |   |           |       |           |   |          |       |            |   |           |       |                |   |               |       |          |   |          |       |
|          |   |           |       |           |   |          |       |            |   |           |       |                |   |               |       |          |   |          |       |
|          |   |           |       |           |   |          |       |            |   |           |       |                |   |               |       |          |   |          |       |
|          |   |           |       |           |   |          |       |            |   |           |       |                |   |               |       |          |   |          |       |
|          |   |           |       |           |   |          |       |            |   |           |       |                |   |               |       |          |   |          |       |
|          |   |           |       |           |   |          |       |            |   |           |       |                |   |               |       |          |   |          |       |
|          |   |           |       |           |   |          |       |            |   |           |       |                |   |               |       |          |   |          |       |
|          |   |           |       |           |   |          |       |            |   |           |       |                |   |               |       |          |   |          |       |
|          |   |           |       |           |   |          |       |            |   |           |       |                |   |               |       |          |   |          |       |
|          |   |           |       |           |   |          |       |            |   |           |       |                |   |               |       |          |   |          |       |
|          |   |           |       |           |   |          |       |            |   |           |       |                |   |               |       |          |   |          |       |
|          |   |           |       |           |   |          |       |            |   |           |       |                |   |               |       |          |   |          |       |
|          |   |           |       |           |   |          |       |            |   |           |       |                |   |               |       |          |   |          |       |
|          |   |           |       |           |   |          |       |            |   |           |       |                |   |               |       |          |   |          |       |
|          |   |           |       |           |   |          |       |            |   |           |       |                |   |               |       |          |   |          |       |
|          |   |           |       |           |   |          |       |            |   |           |       |                |   |               |       |          |   |          |       |
|          |   |           |       |           |   |          |       |            |   |           |       |                |   |               |       |          |   |          |       |
|          |   |           |       |           |   |          |       |            |   |           |       |                |   |               |       |          |   |          |       |
|          |   |           |       |           |   |          |       |            |   |           |       |                |   |               |       |          |   |          |       |
|          |   |           |       |           |   |          |       |            |   |           |       |                |   |               |       |          |   |          |       |
|          |   |           |       |           |   |          |       |            |   |           |       |                |   |               |       |          |   |          |       |
|          |   |           |       |           |   |          |       |            |   |           |       |                |   |               |       |          |   |          |       |
|          |   |           |       |           |   |          |       |            |   |           |       |                |   |               |       |          |   |          |       |
|          |   |           |       |           |   |          |       |            |   |           |       |                |   |               |       |          |   |          |       |
|          |   |           |       |           |   |          |       |            |   |           |       |                |   |               |       |          |   |          |       |
|          |   |           |       |           |   |          |       |            |   |           |       |                |   |               |       |          |   |          |       |
|          |   |           |       |           |   |          |       |            |   |           |       |                |   |               |       |          |   |          |       |
|          |   |           |       |           |   |          |       |            |   |           |       |                |   |               |       |          |   |          |       |
|          |   |           |       |           |   |          |       |            |   |           |       |                |   |               |       |          |   |          |       |
|          |   |           |       |           |   |          |       |            |   |           |       |                |   |               |       |          |   |          |       |
|          |   |           |       |           |   |          |       |            |   |           |       |                |   |               |       |          |   |          |       |
|          |   |           |       |           |   |          |       |            |   |           |       |                |   |               |       |          |   |          |       |
|          |   |           |       |           |   |          |       |            |   |           |       |                |   |               |       |          |   |          |       |
|          |   |           |       |           |   |          |       |            |   |           |       |                |   |               |       |          |   |          |       |
|          |   |           |       |           |   |          |       |            |   |           |       |                |   |               |       |          |   |          |       |
|          |   |           |       |           |   |          |       |            |   |           |       |                |   |               |       |          |   |          |       |
|          |   |           |       |           |   |          |       |            |   |           |       |                |   |               |       |          |   |          |       |
|          |   |           |       |           |   |          |       |            |   |           |       |                |   |               |       |          |   |          |       |
|          |   |           |       |           |   |          |       |            |   |           |       |                |   |               |       |          |   |          |       |
|          |   |           |       |           |   |          |       |            |   |           |       |                |   |               |       |          |   |          |       |
|          |   |           |       |           |   |          |       |            |   |           |       |                |   |               |       |          |   |          |       |
|          |   |           |       |           |   |          |       |            |   |           |       |                |   |               |       |          |   |          |       |
|          |   |           |       |           |   |          |       |            |   |           |       |                |   |               |       |          |   |          |       |
|          |   |           |       |           |   |          |       |            |   |           |       |                |   |               |       |          |   |          |       |
|          |   |           |       |           |   |          |       |            |   |           |       |                |   |               |       |          |   |          |       |
|          |   |           |       |           |   |          |       |            |   |           |       |                |   |               |       |          |   |          |       |
|          |   |           |       |           |   |          |       |            |   |           |       |                |   |               |       |          |   |          |       |
|          |   |           |       |           |   |          |       |            |   |           |       |                |   |               |       |          |   |          |       |



|                   |          |           |                |            |             |               |      |      |       |           |
|-------------------|----------|-----------|----------------|------------|-------------|---------------|------|------|-------|-----------|
| Average RPI Win:  | 189      | WON-LOST  | WINNING        | LAST 10    | STRENGTH OF | OPP. STRENGTH | TEAM | ADJ. | CONF. | ADJ CONF. |
| Average RPI Loss: | 126      | RECORD    | PCT. RANK      | GAMES      | SCHEDULE    | OF SCHEDULE   | RPI  | RPI  | RPI   | RPI       |
| DIV. I ONLY       | 10- 10   | 165       | 7- 3           | 158        | 86          | 146           | 146  | 19   | 19    |           |
| DIV. I NON-CONF.  | 3- 7     | 254       | 0- 1           | 67         | 66          | 166           | 166  | 14   | 14    |           |
| -----             |          |           |                |            |             |               |      |      |       |           |
| TOTALS            | RPI 1-25 | RPI 26-50 | W-L RECORDS    | RPI 51-100 | RPI 101-999 | RPI 201+      |      |      |       |           |
| 10- 10            | 0- 1     | 1- 2      | OVERALL        | 0- 2       | 9- 5        | 4- 4          |      |      |       |           |
| 5- 4              | 0- 0     | 0- 1      | HOME           | 0- 1       | 5- 2        | 3- 1          |      |      |       |           |
| 5- 5              | 0- 0     | 1- 0      | AWAY           | 0- 0       | 4- 0        | 1- 0          |      |      |       |           |
| 0- 1              | 0- 0     | 0- 0      | NEUTRAL        | 0- 1       | 0- 0        | 0- 0          |      |      |       |           |
| 3- 7              | 0- 1     | 0- 1      | NON-CONFERENCE | 0- 2       | 3- 3        | 2- 2          |      |      |       |           |
| 1- 3              | 0- 0     | 0- 0      | HOME           | 0- 1       | 1- 2        | 1- 1          |      |      |       |           |
| 2- 3              | 0- 1     | 0- 1      | AWAY           | 0- 0       | 2- 1        | 1- 1          |      |      |       |           |
| 0- 1              | 0- 0     | 0- 0      | NEUTRAL        | 0- 1       | 0- 0        | 0- 0          |      |      |       |           |
| 7- 3              | 0- 0     | 1- 1      | CONFERENCE     | 0- 0       | 6- 2        | 2- 2          |      |      |       |           |
| 4- 1              | 0- 0     | 0- 1      | HOME           | 0- 0       | 4- 0        | 2- 0          |      |      |       |           |
| 3- 2              | 0- 0     | 1- 0      | AWAY           | 0- 0       | 2- 2        | 0- 2          |      |      |       |           |
| 0- 0              | 0- 0     | 0- 0      | NEUTRAL        | 0- 0       | 0- 0        | 0- 0          |      |      |       |           |

| RPI 1-25                  |   |                |       | RPI 26-50 |   |                |        | RPI 51-100 |   |          |       | RPI 101+ |   |                   |        | Team's RPI: 146 |
|---------------------------|---|----------------|-------|-----------|---|----------------|--------|------------|---|----------|-------|----------|---|-------------------|--------|-----------------|
| RPI                       | S | Opponent       | Score | RPI       | S | Opponent       | Score  | RPI        | S | Opponent | Score | RPI      | S | Opponent          | Score  |                 |
| 6                         | A | Ohio St.       | 56 99 | 28        | A | Arizona St.    | 33 77  | 57         | N | TCU      | 76 86 | 121      | A | Colorado St.      | 83 69  |                 |
|                           |   |                |       | 39        | A | Northern Colo. | 79 71  | 65         | H | Wyoming  | 64 70 | 142      | H | Washington        | 69 81  |                 |
|                           |   |                |       | 39        | H | Northern Colo. | 72 78  |            |   |          |       | 144      | A | Portland St.      | 101 90 |                 |
|                           |   |                |       |           |   |                |        |            |   |          |       | 144      | H | Portland St.      | 61 60  |                 |
|                           |   |                |       |           |   |                |        |            |   |          |       | 154      | A | North Dakota      | 78 64  |                 |
|                           |   |                |       |           |   |                |        |            |   |          |       | 154      | H | North Dakota      | 80 75  |                 |
|                           |   |                |       |           |   |                |        |            |   |          |       | 202      | A | CSUN              | 80 75  |                 |
|                           |   |                |       |           |   |                |        |            |   |          |       | 203      | A | Eastern Wash.     | 64 71  |                 |
|                           |   |                |       |           |   |                |        |            |   |          |       | 216      | H | Seattle U         | 60 68  |                 |
|                           |   |                |       |           |   |                |        |            |   |          |       | 218      | A | Abilene Christian | 72 82  |                 |
|                           |   |                |       |           |   |                |        |            |   |          |       | 284      | A | Sacramento St.    | 64 79  |                 |
|                           |   |                |       |           |   |                |        |            |   |          |       | 298      | H | Cal St. Fullerton | 80 60  |                 |
|                           |   |                |       |           |   |                |        |            |   |          |       | 303      | H | Southern Utah     | 74 51  |                 |
|                           |   |                |       |           |   |                |        |            |   |          |       | 328      | H | Northern Ariz.    | 83 68  |                 |
| -----                     |   |                |       |           |   |                |        |            |   |          |       |          |   |                   |        |                 |
| LAST 12 Division I GAMES: |   |                |       |           |   |                |        |            |   |          |       |          |   |                   |        |                 |
| 144                       | H | Portland St.   | 61 60 | 144       | A | Portland St.   | 101 90 |            |   |          |       |          |   |                   |        |                 |
| 154                       | A | North Dakota   | 78 64 | 284       | A | Sacramento St. | 64 79  |            |   |          |       |          |   |                   |        |                 |
| 39                        | A | Northern Colo. | 79 71 | 39        | H | Northern Colo. | 72 78  |            |   |          |       |          |   |                   |        |                 |
| 328                       | H | Northern Ariz. | 83 68 | 154       | H | North Dakota   | 80 75  |            |   |          |       |          |   |                   |        |                 |
| 303                       | H | Southern Utah  | 74 51 | 28        | A | Arizona St.    | 33 77  |            |   |          |       |          |   |                   |        |                 |
| 203                       | A | Eastern Wash.  | 64 71 | 216       | H | Seattle U      | 60 68  |            |   |          |       |          |   |                   |        |                 |

Non-Div I Games: Eastern Ore. 84 70

Idaho



|                   |          |           |                |            |             |               |      |      |       |           |
|-------------------|----------|-----------|----------------|------------|-------------|---------------|------|------|-------|-----------|
| Average RPI Win:  | 236      | WON-LOST  | WINNING        | LAST 10    | STRENGTH OF | OPP. STRENGTH | TEAM | ADJ. | CONF. | ADJ CONF. |
| Average RPI Loss: | 140      | RECORD    | PCT. RANK      | GAMES      | SCHEDULE    | OF SCHEDULE   | RPI  | RPI  | RPI   | RPI       |
| DIV. I ONLY       | 11- 7    | 115       | 5- 4           | 310        | 144         | 160           | 160  | 19   | 19    |           |
| DIV. I NON-CONF.  | 6- 3     | 87        | 2- 0           | 288        | 125         | 99            | 99   | 14   | 14    |           |
| -----             |          |           |                |            |             |               |      |      |       |           |
| TOTALS            | RPI 1-25 | RPI 26-50 | W-L RECORDS    | RPI 51-100 | RPI 101-999 | RPI 201+      |      |      |       |           |
| 11- 7             | 0- 0     | 0- 1      | OVERALL        | 0- 2       | 11- 4       | 7- 2          |      |      |       |           |
| 3- 2              | 0- 0     | 0- 1      | HOME           | 0- 0       | 3- 1        | 2- 0          |      |      |       |           |
| 8- 5              | 0- 0     | 0- 0      | AWAY           | 0- 0       | 8- 0        | 5- 0          |      |      |       |           |
| 0- 0              | 0- 0     | 0- 0      | NEUTRAL        | 0- 0       | 0- 0        | 0- 0          |      |      |       |           |
| 6- 3              | 0- 0     | 0- 0      | NON-CONFERENCE | 0- 2       | 6- 1        | 4- 1          |      |      |       |           |
| 1- 0              | 0- 0     | 0- 0      | HOME           | 0- 0       | 1- 0        | 1- 0          |      |      |       |           |
| 5- 3              | 0- 0     | 0- 0      | AWAY           | 0- 2       | 5- 1        | 3- 1          |      |      |       |           |
| 0- 0              | 0- 0     | 0- 0      | NEUTRAL        | 0- 0       | 0- 0        | 0- 0          |      |      |       |           |
| 5- 4              | 0- 0     | 0- 1      | CONFERENCE     | 0- 0       | 5- 3        | 3- 1          |      |      |       |           |
| 2- 2              | 0- 0     | 0- 1      | HOME           | 0- 0       | 2- 1        | 1- 0          |      |      |       |           |
| 3- 2              | 0- 0     | 0- 0      | AWAY           | 0- 0       | 3- 2        | 2- 1          |      |      |       |           |
| 0- 0              | 0- 0     | 0- 0      | NEUTRAL        | 0- 0       | 0- 0        | 0- 0          |      |      |       |           |

| RPI 1-25                  |   |                |       | RPI 26-50 |   |                |       | RPI 51-100 |   |                |       | RPI 101+ |   |                |       | Team's RPI: 160 |
|---------------------------|---|----------------|-------|-----------|---|----------------|-------|------------|---|----------------|-------|----------|---|----------------|-------|-----------------|
| RPI                       | S | Opponent       | Score | RPI       | S | Opponent       | Score | RPI        | S | Opponent       | Score | RPI      | S | Opponent       | Score |                 |
|                           |   |                |       | 39        | H | Northern Colo. | 57 63 | 65         | A | Wyoming        | 53 61 | 133      | A | Weber St.      | 73 84 |                 |
|                           |   |                |       |           |   |                |       | 78         | A | Washington St. | 55 72 | 133      | H | Weber St.      | 70 76 |                 |
|                           |   |                |       |           |   |                |       |            |   |                |       | 142      | A | Washington     | 79 59 |                 |
|                           |   |                |       |           |   |                |       |            |   |                |       | 144      | A | Portland St.   | 88 59 |                 |
|                           |   |                |       |           |   |                |       |            |   |                |       | 154      | H | North Dakota   | 57 46 |                 |
|                           |   |                |       |           |   |                |       |            |   |                |       | 168      | A | UC Irvine      | 78 72 |                 |
|                           |   |                |       |           |   |                |       |            |   |                |       | 216      | A | Seattle U      | 74 69 |                 |
|                           |   |                |       |           |   |                |       |            |   |                |       | 231      | A | Pepperdine     | 74 80 |                 |
|                           |   |                |       |           |   |                |       |            |   |                |       | 246      | A | Hawaii         | 64 62 |                 |
|                           |   |                |       |           |   |                |       |            |   |                |       | 284      | A | Sacramento St. | 85 71 |                 |
|                           |   |                |       |           |   |                |       |            |   |                |       | 289      | H | Utah St.       | 64 44 |                 |
|                           |   |                |       |           |   |                |       |            |   |                |       | 301      | A | Utah Valley    | 70 58 |                 |
|                           |   |                |       |           |   |                |       |            |   |                |       | 303      | A | Southern Utah  | 70 76 |                 |
|                           |   |                |       |           |   |                |       |            |   |                |       | 328      | A | Northern Ariz. | 75 55 |                 |
|                           |   |                |       |           |   |                |       |            |   |                |       | 328      | H | Northern Ariz. | 76 59 |                 |
| LAST 12 Division I GAMES: |   |                |       |           |   |                |       |            |   |                |       |          |   |                |       |                 |
| 328                       | H | Northern Ariz. | 76 59 | 328       | A | Northern Ariz. | 75 55 | 303        | A | Southern Utah  | 70 76 | 133      | H | Weber St.      | 70 76 |                 |
| 133                       | A | Weber St.      | 73 84 | 303       | A | Southern Utah  | 70 76 | 133        | H | Weber St.      | 70 76 | 301      | A | Utah Valley    | 70 58 |                 |
| 284                       | A | Sacramento St. | 85 71 | 133       | H | Weber St.      | 70 76 | 246        | A | Hawaii         | 64 62 | 65       | A | Wyoming        | 53 61 |                 |
| 144                       | A | Portland St.   | 88 59 | 301       | A | Utah Valley    | 70 58 |            |   |                |       |          |   |                |       |                 |
| 39                        | H | Northern Colo. | 57 63 |           |   |                |       |            |   |                |       |          |   |                |       |                 |
| 154                       | H | North Dakota   | 57 46 |           |   |                |       |            |   |                |       |          |   |                |       |                 |

Non-Div I Games: Westminster (UT) 83 45 Col. of Idaho 89 32

Idaho St.



|                   |          |           |                |            |             |               |      |      |       |           |
|-------------------|----------|-----------|----------------|------------|-------------|---------------|------|------|-------|-----------|
| Average RPI Win:  | 272      | WON-LOST  | WINNING        | LAST 10    | STRENGTH OF | OPP. STRENGTH | TEAM | ADJ. | CONF. | ADJ CONF. |
| Average RPI Loss: | 186      | RECORD    | PCT. RANK      | GAMES      | SCHEDULE    | OF SCHEDULE   | RPI  | RPI  | RPI   | RPI       |
| DIV. I ONLY       | 5- 14    | 293       | 0- 10          | 288        | 282         | 319           | 319  | 11   | 11    |           |
| DIV. I NON-CONF.  | 5- 4     | 146       | 1- 1           | 344        | 346         | 311           | 311  | 13   | 13    |           |
| -----             |          |           |                |            |             |               |      |      |       |           |
| TOTALS            | RPI 1-25 | RPI 26-50 | W-L RECORDS    | RPI 51-100 | RPI 101-999 | RPI 201+      |      |      |       |           |
| 5- 14             | 0- 1     | 0- 0      | OVERALL        | 0- 3       | 5- 10       | 5- 8          |      |      |       |           |
| 4- 6              | 0- 0     | 0- 0      | HOME           | 0- 2       | 4- 4        | 4- 4          |      |      |       |           |
| 1- 8              | 0- 1     | 0- 0      | AWAY           | 0- 1       | 1- 6        | 1- 4          |      |      |       |           |
| 0- 0              | 0- 0     | 0- 0      | NEUTRAL        | 0- 0       | 0- 0        | 0- 0          |      |      |       |           |
| 5- 4              | 0- 0     | 0- 0      | NON-CONFERENCE | 0- 0       | 5- 4        | 5- 4          |      |      |       |           |
| 4- 2              | 0- 0     | 0- 0      | HOME           | 0- 0       | 4- 2        | 4- 2          |      |      |       |           |
| 1- 2              | 0- 0     | 0- 0      | AWAY           | 0- 0       | 1- 2        | 1- 2          |      |      |       |           |
| 0- 0              | 0- 0     | 0- 0      | NEUTRAL        | 0- 0       | 0- 0        | 0- 0          |      |      |       |           |
| 0- 10             | 0- 1     | 0- 0      | CONFERENCE     | 0- 3       | 0- 6        | 0- 4          |      |      |       |           |
| 0- 4              | 0- 0     | 0- 0      | HOME           | 0- 2       | 0- 2        | 0- 2          |      |      |       |           |
| 0- 6              | 0- 1     | 0- 0      | AWAY           | 0- 1       | 0- 4        | 0- 2          |      |      |       |           |
| 0- 0              | 0- 0     | 0- 0      | NEUTRAL        | 0- 0       | 0- 0        | 0- 0          |      |      |       |           |

|                           |   |               |       |           |   |                 |       |            |   |           |       |                          |   |                 |       |
|---------------------------|---|---------------|-------|-----------|---|-----------------|-------|------------|---|-----------|-------|--------------------------|---|-----------------|-------|
| RPI 1-25                  |   |               |       | RPI 26-50 |   |                 |       | RPI 51-100 |   |           |       | RPI 101+ Team's RPI: 319 |   |                 |       |
| RPI                       | S | Opponent      | Score | RPI       | S | Opponent        | Score | RPI        | S | Opponent  | Score | RPI                      | S | Opponent        | Score |
| 16                        | A | Green Bay     | 36 65 |           |   |                 |       | 63         | H | IUPUI     | 46 82 | 101                      | A | Wright St.      | 50 60 |
|                           |   |               |       |           |   |                 |       | 96         | A | Milwaukee | 44 59 | 132                      | A | Cleveland St.   | 67 70 |
|                           |   |               |       |           |   |                 |       | 96         | H | Milwaukee | 53 76 | 206                      | H | Oakland         | 63 67 |
|                           |   |               |       |           |   |                 |       |            |   |           |       | 213                      | H | Eastern Mich.   | 73 70 |
|                           |   |               |       |           |   |                 |       |            |   |           |       | 229                      | A | Youngstown St.  | 63 76 |
|                           |   |               |       |           |   |                 |       |            |   |           |       | 238                      | H | North Texas     | 70 67 |
|                           |   |               |       |           |   |                 |       |            |   |           |       | 239                      | A | Bradley         | 48 58 |
|                           |   |               |       |           |   |                 |       |            |   |           |       | 253                      | H | Indiana St.     | 55 46 |
|                           |   |               |       |           |   |                 |       |            |   |           |       | 257                      | A | Northern Ky.    | 53 61 |
|                           |   |               |       |           |   |                 |       |            |   |           |       | 263                      | H | Santa Clara     | 36 45 |
|                           |   |               |       |           |   |                 |       |            |   |           |       | 293                      | H | Detroit Mercy   | 58 61 |
|                           |   |               |       |           |   |                 |       |            |   |           |       | 308                      | H | Jackson St.     | 63 76 |
|                           |   |               |       |           |   |                 |       |            |   |           |       | 309                      | A | Fort Wayne      | 67 51 |
|                           |   |               |       |           |   |                 |       |            |   |           |       | 310                      | A | Loyola Chi cago | 55 57 |
|                           |   |               |       |           |   |                 |       |            |   |           |       | 347                      | H | Evansville      | 96 77 |
| -----                     |   |               |       |           |   |                 |       |            |   |           |       |                          |   |                 |       |
| LAST 12 Division I GAMES: |   |               |       |           |   |                 |       |            |   |           |       |                          |   |                 |       |
| 96                        | A | Milwaukee     | 44 59 | 206       | H | Oakland         | 63 67 |            |   |           |       |                          |   |                 |       |
| 16                        | A | Green Bay     | 36 65 | 132       | A | Cleveland St.   | 67 70 |            |   |           |       |                          |   |                 |       |
| 257                       | A | Northern Ky.  | 53 61 | 229       | A | Youngstown St.  | 63 76 |            |   |           |       |                          |   |                 |       |
| 101                       | A | Wright St.    | 50 60 | 63        | H | IUPUI           | 46 82 |            |   |           |       |                          |   |                 |       |
| 96                        | H | Milwaukee     | 53 76 | 310       | A | Loyola Chi cago | 55 57 |            |   |           |       |                          |   |                 |       |
| 293                       | H | Detroit Mercy | 58 61 | 238       | H | North Texas     | 70 67 |            |   |           |       |                          |   |                 |       |

Non-Div I Games: Bethel (IN) 66 46 Ind.-Northwest 74 56



|                   |          |           |                |            |             |               |      |      |       |           |
|-------------------|----------|-----------|----------------|------------|-------------|---------------|------|------|-------|-----------|
| Average RPI Win:  | 242      | WON-LOST  | WINNING        | LAST 10    | STRENGTH OF | OPP. STRENGTH | TEAM | ADJ. | CONF. | ADJ CONF. |
| Average RPI Loss: | 67       | RECORD    | PCT. RANK      | GAMES      | SCHEDULE    | OF SCHEDULE   | RPI  | RPI  | RPI   | RPI       |
| DIV. I ONLY       | 9- 15    | 247       | 0- 10          | 97         | 66          | 195           | 195  | 3    | 3     |           |
| DIV. I NON-CONF.  | 9- 5     | 99        | 1- 1           | 233        | 141         | 143           | 143  | 4    | 4     |           |
| -----             |          |           |                |            |             |               |      |      |       |           |
| TOTALS            | RPI 1-25 | RPI 26-50 | W-L RECORDS    | RPI 51-100 | RPI 101-999 | RPI 201+      |      |      |       |           |
| 9- 15             | 0- 3     | 0- 3      | OVERALL        | 0- 6       | 9- 3        | 6- 0          |      |      |       |           |
| 6- 7              | 0- 0     | 0- 1      | HOME           | 0- 3       | 6- 3        | 6- 0          |      |      |       |           |
| 1- 8              | 0- 3     | 0- 2      | AWAY           | 0- 3       | 1- 0        | 0- 0          |      |      |       |           |
| 2- 0              | 0- 0     | 0- 0      | NEUTRAL        | 0- 0       | 2- 0        | 0- 0          |      |      |       |           |
| 9- 5              | 0- 1     | 0- 1      | NON-CONFERENCE | 0- 2       | 9- 1        | 6- 0          |      |      |       |           |
| 6- 2              | 0- 0     | 0- 0      | HOME           | 0- 1       | 6- 1        | 6- 0          |      |      |       |           |
| 1- 3              | 0- 1     | 0- 1      | AWAY           | 0- 1       | 1- 0        | 0- 0          |      |      |       |           |
| 2- 0              | 0- 0     | 0- 0      | NEUTRAL        | 0- 0       | 2- 0        | 0- 0          |      |      |       |           |
| 0- 10             | 0- 2     | 0- 2      | CONFERENCE     | 0- 4       | 0- 2        | 0- 0          |      |      |       |           |
| 0- 5              | 0- 0     | 0- 1      | HOME           | 0- 2       | 0- 2        | 0- 0          |      |      |       |           |
| 0- 5              | 0- 2     | 0- 1      | AWAY           | 0- 2       | 0- 0        | 0- 0          |      |      |       |           |
| 0- 0              | 0- 0     | 0- 0      | NEUTRAL        | 0- 0       | 0- 0        | 0- 0          |      |      |       |           |

| RPI 1-25                  |   |              |        | RPI 26-50 |   |          |       | RPI 51-100 |   |               |        | RPI 101+ Team's RPI: 195 |   |               |       |
|---------------------------|---|--------------|--------|-----------|---|----------|-------|------------|---|---------------|--------|--------------------------|---|---------------|-------|
| RPI                       | S | Opponent     | Score  | RPI       | S | Opponent | Score | RPI        | S | Opponent      | Score  | RPI                      | S | Opponent      | Score |
| 15                        | A | Missouri     | 55 72  | 26        | H | Iowa     | 71 84 | 54         | H | Michigan St.  | 55 67  | 116                      | H | Western Ill.  | 67 77 |
| 18                        | A | Rutgers      | 37 76  | 32        | A | Michigan | 42 86 | 56         | A | Nebraska      | 47 62  | 147                      | N | Wichita St.   | 68 67 |
| 20                        | A | Maryland     | 65 100 | 42        | A | FGCU     | 61 85 | 56         | H | Nebraska      | 72 80  | 168                      | N | UC Irvine     | 65 59 |
|                           |   |              |        |           |   |          |       | 64         | H | Virginia Tech | 49 96  | 177                      | H | Northwestern  | 59 74 |
|                           |   |              |        |           |   |          |       | 75         | A | New Mexico    | 68 97  | 178                      | A | Memphis       | 63 47 |
|                           |   |              |        |           |   |          |       | 80         | A | Penn St.      | 59 68  | 180                      | H | Wisconsin     | 61 70 |
|                           |   |              |        |           |   |          |       |            |   |               |        | 239                      | H | Bradley       | 74 62 |
|                           |   |              |        |           |   |          |       |            |   |               |        | 247                      | H | Austin Peay   | 59 47 |
|                           |   |              |        |           |   |          |       |            |   |               |        | 253                      | H | Indiana St.   | 81 52 |
|                           |   |              |        |           |   |          |       |            |   |               |        | 293                      | H | Detroit Mercy | 73 65 |
|                           |   |              |        |           |   |          |       |            |   |               |        | 309                      | H | Fort Wayne    | 64 50 |
|                           |   |              |        |           |   |          |       |            |   |               |        | 346                      | H | Chicago St.   | 66 56 |
| -----                     |   |              |        |           |   |          |       |            |   |               |        |                          |   |               |       |
| LAST 12 Division I GAMES: |   |              |        |           |   |          |       |            |   |               |        |                          |   |               |       |
| 56                        | A | Nebraska     | 47 62  | 26        | H | Iowa     | 71 84 | 177        | H | Northwestern  | 59 74  |                          |   |               |       |
| 180                       | H | Wisconsin    | 61 70  | 18        | A | Rutgers  | 37 76 | 20         | A | Maryland      | 65 100 |                          |   |               |       |
| 80                        | A | Penn St.     | 59 68  | 15        | A | Missouri | 55 72 | 247        | H | Austin Peay   | 59 47  |                          |   |               |       |
| 32                        | A | Michigan     | 42 86  |           |   |          |       |            |   |               |        |                          |   |               |       |
| 54                        | H | Michigan St. | 55 67  |           |   |          |       |            |   |               |        |                          |   |               |       |
| 56                        | H | Nebraska     | 72 80  |           |   |          |       |            |   |               |        |                          |   |               |       |

Non-Div I Games:

Illinois



| Average RPI Win: 230  |      | WON-LOST RECORD | WINNING PCT. RANK | LAST 10 GAMES  | STRENGTH OF SCHEDULE | OPP. STRENGTH OF SCHEDULE | TEAM RPI    | ADJ. RPI | CONF. RPI | ADJ CONF. RPI |
|-----------------------|------|-----------------|-------------------|----------------|----------------------|---------------------------|-------------|----------|-----------|---------------|
| Average RPI Loss: 173 |      |                 |                   |                |                      |                           |             |          |           |               |
| DIV. I ONLY           |      | 8- 12           | 231               | 3- 7           | 276                  | 236                       | 267         | 267      | 24        | 24            |
| DIV. I NON-CONF.      |      | 6- 5            | 153               | 2- 1           | 212                  | 246                       | 192         | 192      | 22        | 22            |
| TOTALS                |      | RPI 1-25        | RPI 26-50         | W-L RECORDS    |                      | RPI 51-100                | RPI 101-999 | RPI 201+ |           |               |
| 8- 12                 | 0- 0 |                 | 0- 0              | OVERALL        |                      | 0- 3                      | 8- 9        | 5- 5     |           |               |
| 5- 6                  | 0- 0 |                 | 0- 0              | HOME           |                      | 0- 2                      | 5- 4        | 3- 1     |           |               |
| 2- 6                  | 0- 0 |                 | 0- 0              | AWAY           |                      | 0- 0                      | 2- 1        | 2- 1     |           |               |
| 1- 0                  | 0- 0 |                 | 0- 0              | NEUTRAL        |                      | 0- 0                      | 1- 0        | 0- 0     |           |               |
| 6- 5                  | 0- 0 |                 | 0- 0              | NON-CONFERENCE |                      | 0- 2                      | 6- 3        | 4- 1     |           |               |
| 4- 2                  | 0- 0 |                 | 0- 0              | HOME           |                      | 0- 1                      | 4- 1        | 3- 0     |           |               |
| 1- 3                  | 0- 0 |                 | 0- 0              | AWAY           |                      | 0- 1                      | 1- 2        | 1- 1     |           |               |
| 1- 0                  | 0- 0 |                 | 0- 0              | NEUTRAL        |                      | 0- 0                      | 1- 0        | 0- 0     |           |               |
| 2- 7                  | 0- 0 |                 | 0- 0              | CONFERENCE     |                      | 0- 1                      | 2- 6        | 1- 4     |           |               |
| 1- 4                  | 0- 0 |                 | 0- 0              | HOME           |                      | 0- 1                      | 1- 3        | 0- 1     |           |               |
| 1- 3                  | 0- 0 |                 | 0- 0              | AWAY           |                      | 0- 0                      | 1- 3        | 1- 3     |           |               |
| 0- 0                  | 0- 0 |                 | 0- 0              | NEUTRAL        |                      | 0- 0                      | 0- 0        | 0- 0     |           |               |

| RPI 1-25                  |   |          |       | RPI 26-50 |   |               |       | RPI 51-100 |     |           |                | RPI 101+ |     |          |                | Team's RPI: 267 |    |
|---------------------------|---|----------|-------|-----------|---|---------------|-------|------------|-----|-----------|----------------|----------|-----|----------|----------------|-----------------|----|
| RPI                       | S | Opponent | Score | RPI       | S | Opponent      | Score | RPI        | S   | Opponent  | Score          | RPI      | S   | Opponent | Score          |                 |    |
|                           |   |          |       |           |   |               |       | 88         | H   | Butler    | 45             | 56       | 107 | A        | George Mason   | 37              | 56 |
|                           |   |          |       |           |   |               |       | 95         | H   | Drake     | 58             | 65       | 128 | H        | Missouri St.   | 50              | 56 |
|                           |   |          |       |           |   |               |       | 96         | A   | Milwaukee | 59             | 61       | 132 | H        | Cleveland St.  | 47              | 56 |
|                           |   |          |       |           |   |               |       |            |     |           |                |          | 136 | H        | Southern Ill.  | 49              | 46 |
|                           |   |          |       |           |   |               |       |            |     |           |                |          | 139 | H        | UNI            | 36              | 58 |
|                           |   |          |       |           |   |               |       |            |     |           |                |          | 150 | H        | SIUE           | 62              | 47 |
|                           |   |          |       |           |   |               |       |            |     |           |                |          | 155 | N        | Northeastern   | 65              | 55 |
|                           |   |          |       |           |   |               |       |            |     |           |                |          | 206 | A        | Oakland        | 43              | 64 |
|                           |   |          |       |           |   |               |       |            |     |           |                |          | 213 | H        | Eastern Mich.  | 65              | 56 |
|                           |   |          |       |           |   |               |       |            |     |           |                |          | 239 | H        | Bradley        | 42              | 62 |
|                           |   |          |       |           |   |               |       |            |     |           |                |          | 250 | H        | UMKC           | 64              | 53 |
|                           |   |          |       |           |   |               |       |            |     |           |                |          | 253 | A        | Indiana St.    | 49              | 52 |
|                           |   |          |       |           |   |               |       |            |     |           |                |          | 257 | H        | Northern Ky.   | 49              | 37 |
|                           |   |          |       |           |   |               |       |            |     |           |                |          | 288 | A        | Valparaiso     | 50              | 56 |
|                           |   |          |       |           |   |               |       |            |     |           |                |          | 310 | A        | Loyola Chicago | 59              | 62 |
|                           |   |          |       |           |   |               |       |            |     |           |                |          | 335 | A        | Long Beach St. | 59              | 51 |
|                           |   |          |       |           |   |               |       |            |     |           |                |          | 347 | A        | Evansville     | 67              | 43 |
| LAST 12 Division I GAMES: |   |          |       |           |   |               |       |            |     |           |                |          |     |          |                |                 |    |
|                           |   |          |       | 139       | H | UNI           | 36    | 58         | 310 | A         | Loyola Chicago | 59       | 62  |          |                |                 |    |
|                           |   |          |       | 95        | H | Drake         | 58    | 65         | 288 | A         | Valparaiso     | 50       | 56  |          |                |                 |    |
|                           |   |          |       | 253       | A | Indiana St.   | 49    | 52         | 239 | H         | Bradley        | 42       | 62  |          |                |                 |    |
|                           |   |          |       | 347       | A | Evansville    | 67    | 43         | 155 | N         | Northeastern   | 65       | 55  |          |                |                 |    |
|                           |   |          |       | 136       | H | Southern Ill. | 49    | 46         | 335 | A         | Long Beach St. | 59       | 51  |          |                |                 |    |
|                           |   |          |       | 128       | H | Missouri St.  | 50    | 56         | 132 | H         | Cleveland St.  | 47       | 56  |          |                |                 |    |

Non-Div I Games:

Illinois St.

Loss, Non-Conf, S Site, H Home A Away N Neutral



|                   |          |           |                |            |             |               |      |      |       |           |
|-------------------|----------|-----------|----------------|------------|-------------|---------------|------|------|-------|-----------|
| Average RPI Win:  | 298      | WON-LOST  | WINNING        | LAST 10    | STRENGTH OF | OPP. STRENGTH | TEAM | ADJ. | CONF. | ADJ CONF. |
| Average RPI Loss: | 161      | RECORD    | PCT. RANK      | GAMES      | SCHEDULE    | OF SCHEDULE   | RPI  | RPI  | RPI   | RPI       |
| DIV. I ONLY       | 2- 17    | 329       | 2- 8           | 127        | 318         | 300           | 300  | 25   | 25    |           |
| DIV. I NON-CONF.  | 0- 10    | 337       | 0- 3           | 20         | 312         | 276           | 276  | 25   | 25    |           |
| -----             |          |           |                |            |             |               |      |      |       |           |
| TOTALS            | RPI 1-25 | RPI 26-50 | W-L RECORDS    | RPI 51-100 | RPI 101-999 | RPI 201+      |      |      |       |           |
| 2- 17             | 0- 0     | 0- 1      | OVERALL        | 0- 4       | 2- 12       | 2- 5          |      |      |       |           |
| 1- 7              | 0- 0     | 0- 0      | HOME           | 0- 2       | 1- 5        | 1- 3          |      |      |       |           |
| 1- 10             | 0- 0     | 0- 0      | AWAY           | 0- 0       | 1- 2        | 1- 0          |      |      |       |           |
| 0- 0              | 0- 0     | 0- 0      | NEUTRAL        | 0- 0       | 0- 0        | 0- 0          |      |      |       |           |
| 0- 10             | 0- 0     | 0- 1      | NON-CONFERENCE | 0- 3       | 0- 6        | 0- 3          |      |      |       |           |
| 0- 3              | 0- 0     | 0- 0      | HOME           | 0- 1       | 0- 2        | 0- 1          |      |      |       |           |
| 0- 7              | 0- 0     | 0- 1      | AWAY           | 0- 2       | 0- 4        | 0- 2          |      |      |       |           |
| 0- 0              | 0- 0     | 0- 0      | NEUTRAL        | 0- 0       | 0- 0        | 0- 0          |      |      |       |           |
| 2- 7              | 0- 0     | 0- 0      | CONFERENCE     | 0- 1       | 2- 6        | 2- 2          |      |      |       |           |
| 1- 4              | 0- 0     | 0- 0      | HOME           | 0- 1       | 1- 3        | 1- 2          |      |      |       |           |
| 1- 3              | 0- 0     | 0- 0      | AWAY           | 0- 0       | 1- 3        | 1- 0          |      |      |       |           |
| 0- 0              | 0- 0     | 0- 0      | NEUTRAL        | 0- 0       | 0- 0        | 0- 0          |      |      |       |           |

| RPI 1-25                  |   |          |       | RPI 26-50 |   |                  |       | RPI 51-100 |   |                 |       | RPI 101+ Team's RPI: 300 |   |                  |       |
|---------------------------|---|----------|-------|-----------|---|------------------|-------|------------|---|-----------------|-------|--------------------------|---|------------------|-------|
| RPI                       | S | Opponent | Score | RPI       | S | Opponent         | Score | RPI        | S | Opponent        | Score | RPI                      | S | Opponent         | Score |
|                           |   |          |       | 49        | A | Houston          | 67 98 | 59         | A | Oklahoma St.    | 35 86 | 109                      | A | Rice             | 43 60 |
|                           |   |          |       |           |   |                  |       | 69         | H | South Dakota    | 51 81 | 123                      | A | SFA              | 49 60 |
|                           |   |          |       |           |   |                  |       | 87         | A | Utah            | 31 90 | 126                      | A | Lamar University | 54 77 |
|                           |   |          |       |           |   |                  |       | 97         | H | Central Ark.    | 35 57 | 133                      | A | Weber St.        | 55 79 |
|                           |   |          |       |           |   |                  |       |            |   |                 |       | 149                      | H | Texas St.        | 33 74 |
|                           |   |          |       |           |   |                  |       |            |   |                 |       | 199                      | A | New Orleans      | 50 52 |
|                           |   |          |       |           |   |                  |       |            |   |                 |       | 199                      | H | New Orleans      | 45 72 |
|                           |   |          |       |           |   |                  |       |            |   |                 |       | 208                      | A | UT Arlington     | 48 61 |
|                           |   |          |       |           |   |                  |       |            |   |                 |       | 232                      | A | Texas Tech       | 54 80 |
|                           |   |          |       |           |   |                  |       |            |   |                 |       | 268                      | H | Nicholls St.     | 64 62 |
|                           |   |          |       |           |   |                  |       |            |   |                 |       | 286                      | H | McNeese          | 57 66 |
|                           |   |          |       |           |   |                  |       |            |   |                 |       | 294                      | H | Massachusetts    | 45 64 |
|                           |   |          |       |           |   |                  |       |            |   |                 |       | 324                      | H | Houston Baptist  | 56 58 |
|                           |   |          |       |           |   |                  |       |            |   |                 |       | 327                      | A | Sam Houston St.  | 56 49 |
| LAST 12 Division I GAMES: |   |          |       |           |   |                  |       |            |   |                 |       |                          |   |                  |       |
|                           |   |          |       | 199       | H | New Orleans      | 45 72 | 327        | A | Sam Houston St. | 56 49 |                          |   |                  |       |
|                           |   |          |       | 324       | H | Houston Baptist  | 56 58 | 268        | H | Nicholls St.    | 64 62 |                          |   |                  |       |
|                           |   |          |       | 199       | A | New Orleans      | 50 52 | 286        | H | McNeese         | 57 66 |                          |   |                  |       |
|                           |   |          |       | 126       | A | Lamar University | 54 77 | 232        | A | Texas Tech      | 54 80 |                          |   |                  |       |
|                           |   |          |       | 123       | A | SFA              | 49 60 | 49         | A | Houston         | 67 98 |                          |   |                  |       |
|                           |   |          |       | 97        | H | Central Ark.     | 35 57 | 109        | A | Rice            | 43 60 |                          |   |                  |       |

Non-Div I Games: Mary Hardin-Baylor 76 58

Incarnate Word



Indiana

Indiana

I n d i a n a



|                   |          |           |                |            |             |               |      |      |       |           |
|-------------------|----------|-----------|----------------|------------|-------------|---------------|------|------|-------|-----------|
| Average RPI Win:  | 281      | WON-LOST  | WINNING        | LAST 10    | STRENGTH OF | OPP. STRENGTH | TEAM | ADJ. | CONF. | ADJ CONF. |
| Average RPI Loss: | 126      | RECORD    | PCT. RANK      | GAMES      | SCHEDULE    | OF SCHEDULE   | RPI  | RPI  | RPI   | RPI       |
| DIV. I ONLY       | 6- 13    | 272       | 5- 5           | 167        | 204         | 253           | 253  | 24   | 24    |           |
| DIV. I NON-CONF.  | 1- 9     | 318       | 0- 3           | 75         | 132         | 271           | 271  | 22   | 22    |           |
| -----             |          |           |                |            |             |               |      |      |       |           |
| TOTALS            | RPI 1-25 | RPI 26-50 | W-L RECORDS    | RPI 51-100 | RPI 101-999 | RPI 201+      |      |      |       |           |
| 6- 13             | 0- 0     | 0- 1      | OVERALL        | 0- 5       | 6- 7        | 6- 1          |      |      |       |           |
| 3- 7              | 0- 0     | 0- 1      | HOME           | 0- 2       | 3- 4        | 3- 0          |      |      |       |           |
| 2- 5              | 0- 0     | 0- 0      | AWAY           | 0- 2       | 2- 3        | 2- 1          |      |      |       |           |
| 1- 1              | 0- 0     | 0- 0      | NEUTRAL        | 0- 1       | 1- 0        | 1- 0          |      |      |       |           |
| 1- 9              | 0- 0     | 0- 1      | NON-CONFERENCE | 0- 4       | 1- 4        | 1- 1          |      |      |       |           |
| 0- 5              | 0- 0     | 0- 1      | HOME           | 0- 2       | 0- 2        | 0- 0          |      |      |       |           |
| 0- 3              | 0- 0     | 0- 0      | AWAY           | 0- 1       | 0- 2        | 0- 1          |      |      |       |           |
| 1- 1              | 0- 0     | 0- 0      | NEUTRAL        | 0- 1       | 1- 0        | 1- 0          |      |      |       |           |
| 5- 4              | 0- 0     | 0- 0      | CONFERENCE     | 0- 1       | 5- 3        | 5- 0          |      |      |       |           |
| 3- 2              | 0- 0     | 0- 0      | HOME           | 0- 0       | 3- 2        | 3- 0          |      |      |       |           |
| 2- 2              | 0- 0     | 0- 0      | AWAY           | 0- 1       | 2- 1        | 2- 0          |      |      |       |           |
| 0- 0              | 0- 0     | 0- 0      | NEUTRAL        | 0- 0       | 0- 0        | 0- 0          |      |      |       |           |

| RPI                       | S | Opponent       | Score | RPI | S | Opponent      | Score | RPI | S | Opponent       | Score | RPI | S | Opponent     | Score | Team's RPI: 253 |
|---------------------------|---|----------------|-------|-----|---|---------------|-------|-----|---|----------------|-------|-----|---|--------------|-------|-----------------|
| 30                        | H | Central Mich.  | 67 77 | 63  | A | IUPUI         | 57 86 | 103 | H | Miami (OH)     | 56 68 | 128 | H | Missouri St. | 63 77 |                 |
|                           |   |                |       | 69  | N | South Dakota  | 59 71 | 136 | H | Southern Ill.  | 45 64 | 139 | A | UNI          | 53 59 |                 |
|                           |   |                |       | 88  | H | Butler        | 51 60 | 179 | H | Fla. Atlantic  | 58 66 | 195 | A | Illinois     | 52 81 |                 |
|                           |   |                |       | 91  | H | Saint Louis   | 59 60 | 233 | N | Montana        | 57 45 | 239 | H | Bradley      | 65 50 |                 |
|                           |   |                |       | 95  | A | Drake         | 64 85 | 267 | H | Illinois St.   | 52 49 | 288 | A | Valparaiso   | 67 54 |                 |
|                           |   |                |       |     |   |               |       | 310 | A | Loyola Chicago | 73 65 | 319 | A | Ill.-Chicago | 46 55 |                 |
|                           |   |                |       |     |   |               |       | 347 | H | Evansville     | 56 48 |     |   |              |       |                 |
| LAST 12 Division I GAMES: |   |                |       |     |   |               |       |     |   |                |       |     |   |              |       |                 |
| 288                       | A | Valparaiso     | 67 54 | 347 | H | Evansville    | 56 48 | 136 | H | Southern Ill.  | 45 64 | 128 | H | Missouri St. | 63 77 |                 |
| 310                       | A | Loyola Chicago | 73 65 | 103 | H | Miami (OH)    | 56 68 | 88  | H | Butler         | 51 60 | 103 | H | Miami (OH)   | 56 68 |                 |
| 267                       | H | Illinois St.   | 52 49 | 30  | H | Central Mich. | 67 77 |     |   |                |       |     |   |              |       |                 |
| 239                       | H | Bradley        | 65 50 |     |   |               |       |     |   |                |       |     |   |              |       |                 |
| 139                       | A | UNI            | 53 59 |     |   |               |       |     |   |                |       |     |   |              |       |                 |
| 95                        | A | Drake          | 64 85 |     |   |               |       |     |   |                |       |     |   |              |       |                 |

Non-Div I Games: Missouri S&amp;T 84 51

Indiana St.



|                   |          |           |                |            |             |               |      |      |       |           |
|-------------------|----------|-----------|----------------|------------|-------------|---------------|------|------|-------|-----------|
| Average RPI Win:  | 343      | WON-LOST  | WINNING        | LAST 10    | STRENGTH OF | OPP. STRENGTH | TEAM | ADJ. | CONF. | ADJ CONF. |
| Average RPI Loss: | 189      | RECORD    | PCT. RANK      | GAMES      | SCHEDULE    | OF SCHEDULE   | RPI  | RPI  | RPI   | RPI       |
| DIV. I ONLY       | 1- 21    | 348       | 1- 9           | 246        | 269         | 338           | 338  | 27   | 27    |           |
| DIV. I NON-CONF.  | 0- 11    | 337       | 0- 1           | 114        | 237         | 322           | 322  | 26   | 26    |           |
| -----             |          |           |                |            |             |               |      |      |       |           |
| TOTALS            | RPI 1-25 | RPI 26-50 | W-L RECORDS    | RPI 51-100 | RPI 101-999 | RPI 201+      |      |      |       |           |
| 1- 21             | 0- 0     | 0- 0      | OVERALL        | 0- 4       | 1- 17       | 1- 10         |      |      |       |           |
| 1- 10             | 0- 0     | 0- 0      | HOME           | 0- 2       | 1- 8        | 1- 4          |      |      |       |           |
| 0- 11             | 0- 0     | 0- 0      | AWAY           | 0- 2       | 0- 9        | 0- 6          |      |      |       |           |
| 0- 0              | 0- 0     | 0- 0      | NEUTRAL        | 0- 0       | 0- 0        | 0- 0          |      |      |       |           |
| 0- 11             | 0- 0     | 0- 0      | NON-CONFERENCE | 0- 3       | 0- 8        | 0- 4          |      |      |       |           |
| 0- 5              | 0- 0     | 0- 0      | HOME           | 0- 1       | 0- 4        | 0- 1          |      |      |       |           |
| 0- 6              | 0- 0     | 0- 0      | AWAY           | 0- 2       | 0- 4        | 0- 3          |      |      |       |           |
| 0- 0              | 0- 0     | 0- 0      | NEUTRAL        | 0- 0       | 0- 0        | 0- 0          |      |      |       |           |
| 1- 10             | 0- 0     | 0- 0      | CONFERENCE     | 0- 1       | 1- 9        | 1- 6          |      |      |       |           |
| 1- 5              | 0- 0     | 0- 0      | HOME           | 0- 1       | 1- 4        | 1- 3          |      |      |       |           |
| 0- 5              | 0- 0     | 0- 0      | AWAY           | 0- 0       | 0- 5        | 0- 3          |      |      |       |           |
| 0- 0              | 0- 0     | 0- 0      | NEUTRAL        | 0- 0       | 0- 0        | 0- 0          |      |      |       |           |

| RPI 1-25                  |   |          |       | RPI 26-50 |   |               |       | RPI 51-100 |     |            |            | RPI 101+ |     |                      |              | Team's RPI: 338 |    |
|---------------------------|---|----------|-------|-----------|---|---------------|-------|------------|-----|------------|------------|----------|-----|----------------------|--------------|-----------------|----|
| RPI                       | S | Opponent | Score | RPI       | S | Opponent      | Score | RPI        | S   | Opponent   | Score      | RPI      | S   | Opponent             | Score        |                 |    |
|                           |   |          |       |           |   |               |       | 53         | A   | Duquesne   | 59         | 80       | 108 | A                    | Jacksonville | 62              | 71 |
|                           |   |          |       |           |   |               |       | 55         | H   | Quinnipiac | 38         | 74       | 134 | H                    | Kansas       | 58              | 72 |
|                           |   |          |       |           |   |               |       | 58         | H   | Tolledo    | 57         | 74       | 141 | H                    | Bucknell     | 53              | 60 |
|                           |   |          |       |           |   |               |       | 68         | A   | Fordham    | 48         | 78       | 182 | A                    | Marist       | 55              | 75 |
|                           |   |          |       |           |   |               |       |            |     |            |            | 183      | H   | Temple               | 54           | 59              |    |
|                           |   |          |       |           |   |               |       |            |     |            |            | 193      | A   | Siena                | 51           | 64              |    |
|                           |   |          |       |           |   |               |       |            |     |            |            | 193      | H   | Siena                | 48           | 70              |    |
|                           |   |          |       |           |   |               |       |            |     |            |            | 204      | H   | Hofstra              | 43           | 68              |    |
|                           |   |          |       |           |   |               |       |            |     |            |            | 226      | A   | Stony Brook          | 46           | 63              |    |
|                           |   |          |       |           |   |               |       |            |     |            |            | 227      | A   | Niagara              | 59           | 73              |    |
|                           |   |          |       |           |   |               |       |            |     |            |            | 244      | A   | Manhattan            | 63           | 67              |    |
|                           |   |          |       |           |   |               |       |            |     |            |            | 264      | H   | Rider                | 49           | 62              |    |
|                           |   |          |       |           |   |               |       |            |     |            |            | 277      | A   | Arizona              | 58           | 71              |    |
|                           |   |          |       |           |   |               |       |            |     |            |            | 279      | A   | St. Francis Brooklyn | 63           | 72              |    |
|                           |   |          |       |           |   |               |       |            |     |            |            | 290      | H   | Canisius             | 49           | 53              |    |
|                           |   |          |       |           |   |               |       |            |     |            |            | 297      | A   | Monmouth             | 56           | 68              |    |
|                           |   |          |       |           |   |               |       |            |     |            |            | 297      | H   | Monmouth             | 56           | 62              |    |
|                           |   |          |       |           |   |               |       |            |     |            |            | 343      | H   | Saint Peter's        | 52           | 42              |    |
| -----                     |   |          |       |           |   |               |       |            |     |            |            |          |     |                      |              |                 |    |
| LAST 12 Division I GAMES: |   |          |       |           |   |               |       |            |     |            |            |          |     |                      |              |                 |    |
|                           |   |          |       | 182       | A | Marist        | 55    | 75         | 297 | H          | Monmouth   | 56       | 62  |                      |              |                 |    |
|                           |   |          |       | 343       | H | Saint Peter's | 52    | 42         | 55  | H          | Quinnipiac | 38       | 74  |                      |              |                 |    |
|                           |   |          |       | 264       | H | Rider         | 49    | 62         | 193 | A          | Siena      | 51       | 64  |                      |              |                 |    |
|                           |   |          |       | 297       | A | Monmouth      | 56    | 68         | 290 | H          | Canisius   | 49       | 53  |                      |              |                 |    |
|                           |   |          |       | 193       | H | Siena         | 48    | 70         | 227 | A          | Niagara    | 59       | 73  |                      |              |                 |    |
|                           |   |          |       | 244       | A | Manhattan     | 63    | 67         | 134 | H          | Kansas     | 58       | 72  |                      |              |                 |    |

Non-Div I Games:

Iona



|                   |          |           |                |            |             |               |      |      |       |           |
|-------------------|----------|-----------|----------------|------------|-------------|---------------|------|------|-------|-----------|
| Average RPI Win:  | 133      | WON-LOST  | WINNING        | LAST 10    | STRENGTH OF | OPP. STRENGTH | TEAM | ADJ. | CONF. | ADJ CONF. |
| Average RPI Loss: | 38       | RECORD    | PCT. RANK      | GAMES      | SCHEDULE    | OF SCHEDULE   | RPI  | RPI  | RPI   | RPI       |
| DIV. I ONLY       | 17- 6    | 52        | 5- 5           | 27         | 47          | 26            | 26   | 3    | 3     |           |
| DIV. I NON-CONF.  | 12- 1    | 6         | 2- 0           | 95         | 73          | 25            | 25   | 4    | 4     |           |
| <hr/>             |          |           |                |            |             |               |      |      |       |           |
| TOTALS            | RPI 1-25 | RPI 26-50 | W-L RECORDS    | RPI 51-100 | RPI 101-999 | RPI 201+      |      |      |       |           |
| 17- 6             | 1- 2     | 2- 2      | OVERALL        | 4- 2       | 10- 0       | 2- 0          |      |      |       |           |
| 9- 3              | 1- 1     | 2- 1      | HOME           | 2- 1       | 4- 0        | 1- 0          |      |      |       |           |
| 5- 3              | 0- 1     | 0- 1      | AWAY           | 1- 1       | 4- 0        | 0- 0          |      |      |       |           |
| 3- 0              | 0- 0     | 0- 0      | NEUTRAL        | 1- 0       | 2- 0        | 1- 0          |      |      |       |           |
| 12- 1             | 0- 1     | 1- 0      | NON-CONFERENCE | 3- 0       | 8- 0        | 2- 0          |      |      |       |           |
| 7- 1              | 0- 1     | 1- 0      | HOME           | 2- 0       | 4- 0        | 1- 0          |      |      |       |           |
| 2- 0              | 0- 0     | 0- 0      | AWAY           | 0- 0       | 2- 0        | 0- 0          |      |      |       |           |
| 3- 0              | 0- 0     | 0- 0      | NEUTRAL        | 1- 0       | 2- 0        | 1- 0          |      |      |       |           |
| 5- 5              | 1- 1     | 1- 2      | CONFERENCE     | 1- 2       | 2- 0        | 0- 0          |      |      |       |           |
| 2- 2              | 1- 0     | 1- 1      | HOME           | 0- 1       | 0- 0        | 0- 0          |      |      |       |           |
| 3- 3              | 0- 1     | 0- 1      | AWAY           | 1- 1       | 2- 0        | 0- 0          |      |      |       |           |
| 0- 0              | 0- 0     | 0- 0      | NEUTRAL        | 0- 0       | 0- 0        | 0- 0          |      |      |       |           |

Iowa

Iowa

| RPI 1-25                  |   |              |        | RPI 26-50 |   |             |        | RPI 51-100 |   |              |       | RPI 101+ |   |                 |        |
|---------------------------|---|--------------|--------|-----------|---|-------------|--------|------------|---|--------------|-------|----------|---|-----------------|--------|
| RPI                       | S | Opponent     | Score  | RPI       | S | Opponent    | Score  | RPI        | S | Opponent     | Score | RPI      | S | Opponent        | Score  |
| 6                         | H | Ohio St.     | 103 89 | 32        | H | Michigan    | 82 72  | 54         | A | Michigan St. | 71 68 | 111      | H | Western Mich.   | 79 56  |
| 7                         | H | Florida St.  | 93 94  | 37        | H | Purdue      | 70 76  | 55         | H | Quinnipiac   | 83 67 | 129      | A | Iowa St.        | 61 55  |
| 20                        | A | Maryland     | 64 80  | 46        | H | Western Ky. | 104 97 | 56         | A | Nebraska     | 65 74 | 139      | A | UNI             | 71 47  |
|                           |   |              |        | 50        | A | Minnesota   | 72 77  | 56         | H | Nebraska     | 74 92 | 161      | H | Northern Ill.   | 105 80 |
|                           |   |              |        |           |   |             |        | 73         | N | Elon         | 74 61 | 174      | N | Charlotte       | 77 64  |
|                           |   |              |        |           |   |             |        | 95         | H | Drake        | 79 66 | 180      | A | Wisconsin       | 56 46  |
|                           |   |              |        |           |   |             |        |            |   |              |       | 184      | H | Samford         | 80 59  |
|                           |   |              |        |           |   |             |        |            |   |              |       | 195      | A | Illinois        | 84 71  |
|                           |   |              |        |           |   |             |        |            |   |              |       | 285      | N | Morgan St.      | 90 46  |
|                           |   |              |        |           |   |             |        |            |   |              |       | 341      | H | Ark.-Pine Bluff | 85 45  |
| <hr/>                     |   |              |        |           |   |             |        |            |   |              |       |          |   |                 |        |
| LAST 12 Division I GAMES: |   |              |        |           |   |             |        |            |   |              |       |          |   |                 |        |
| 54                        | A | Michigan St. | 71 68  | 195       | A | Illinois    | 84 71  |            |   |              |       |          |   |                 |        |
| 56                        | H | Nebraska     | 74 92  | 20        | A | Maryland    | 64 80  |            |   |              |       |          |   |                 |        |
| 6                         | H | Ohio St.     | 103 89 | 32        | H | Michigan    | 82 72  |            |   |              |       |          |   |                 |        |
| 50                        | A | Minnesota    | 72 77  | 180       | A | Wisconsin   | 56 46  |            |   |              |       |          |   |                 |        |
| 56                        | A | Nebraska     | 65 74  | 95        | H | Drake       | 79 66  |            |   |              |       |          |   |                 |        |
| 37                        | H | Purdue       | 70 76  | 139       | A | UNI         | 71 47  |            |   |              |       |          |   |                 |        |

Non-Div I Games:

Iowa



|                   |          |           |                |            |             |               |      |      |       |           |
|-------------------|----------|-----------|----------------|------------|-------------|---------------|------|------|-------|-----------|
| Average RPI Win:  | 187      | WON-LOST  | WINNING        | LAST 10    | STRENGTH OF | OPP. STRENGTH | TEAM | ADJ. | CONF. | ADJ CONF. |
| Average RPI Loss: | 53       | RECORD    | PCT. RANK      | GAMES      | SCHEDULE    | OF SCHEDULE   | RPI  | RPI  | RPI   | RPI       |
| DIV. I ONLY       | 9- 13    | 227       | 2- 8           | 38         | 35          | 129           | 129  | 5    | 5     |           |
| DIV. I NON-CONF.  | 6- 5     | 153       | 1- 0           | 209        | 64          | 180           | 180  | 6    | 6     |           |
| -----             |          |           |                |            |             |               |      |      |       |           |
| TOTALS            | RPI 1-25 | RPI 26-50 | W-L RECORDS    | RPI 51-100 | RPI 101-999 | RPI 201+      |      |      |       |           |
| 9- 13             | 0- 3     | 0- 5      | OVERALL        | 3- 3       | 6- 2        | 5- 0          |      |      |       |           |
| 6- 6              | 0- 1     | 0- 3      | HOME           | 1- 2       | 5- 0        | 4- 0          |      |      |       |           |
| 2- 6              | 0- 2     | 0- 1      | AWAY           | 1- 1       | 1- 2        | 1- 0          |      |      |       |           |
| 1- 1              | 0- 0     | 0- 1      | NEUTRAL        | 1- 0       | 0- 0        | 0- 0          |      |      |       |           |
| 6- 5              | 0- 0     | 0- 2      | NON-CONFERENCE | 2- 1       | 4- 2        | 4- 0          |      |      |       |           |
| 5- 1              | 0- 0     | 0- 1      | HOME           | 1- 0       | 4- 0        | 4- 0          |      |      |       |           |
| 0- 3              | 0- 0     | 0- 0      | AWAY           | 0- 1       | 0- 2        | 0- 0          |      |      |       |           |
| 1- 1              | 0- 0     | 0- 1      | NEUTRAL        | 1- 0       | 0- 0        | 0- 0          |      |      |       |           |
| 3- 8              | 0- 3     | 0- 3      | CONFERENCE     | 1- 2       | 2- 0        | 1- 0          |      |      |       |           |
| 1- 5              | 0- 1     | 0- 2      | HOME           | 0- 2       | 1- 0        | 0- 0          |      |      |       |           |
| 2- 3              | 0- 2     | 0- 1      | AWAY           | 1- 0       | 1- 0        | 1- 0          |      |      |       |           |
| 0- 0              | 0- 0     | 0- 0      | NEUTRAL        | 0- 0       | 0- 0        | 0- 0          |      |      |       |           |

| RPI 1-25                     |   |                  |       | RPI 26-50 |   |                  |       | RPI 51-100 |   |               |       | RPI 101+ Team's RPI: 129 |   |                 |       |
|------------------------------|---|------------------|-------|-----------|---|------------------|-------|------------|---|---------------|-------|--------------------------|---|-----------------|-------|
| RPI                          | S | Opponent         | Score | RPI       | S | Opponent         | Score | RPI        | S | Opponent      | Score | RPI                      | S | Opponent        | Score |
| 8                            | A | Bayl or          | 49 89 | 26        | H | Iowa             | 55 61 | 57         | H | TCU           | 52 75 | 118                      | A | Vanderbi l t    | 74 77 |
| 8                            | H | Bayl or          | 50 79 | 30        | N | Central Mi ch.   | 60 81 | 59         | A | Okl ahoma St. | 78 69 | 134                      | H | Kansas          | 71 69 |
| 11                           | A | Texas            | 55 87 | 36        | H | Okl ahoma        | 69 74 | 69         | H | South Dakota  | 81 76 | 139                      | A | UNI             | 53 57 |
|                              |   |                  |       | 40        | A | West Vi rgi ni a | 49 57 | 77         | H | Kansas St.    | 60 67 | 232                      | A | Texas Tech      | 66 54 |
|                              |   |                  |       | 40        | H | West Vi rgi ni a | 59 69 | 92         | N | Tul ane       | 67 64 | 242                      | H | UC Ri versi de  | 89 66 |
|                              |   |                  |       |           |   |                  |       | 95         | A | Drake         | 80 83 | 250                      | H | UMKC            | 61 45 |
|                              |   |                  |       |           |   |                  |       |            |   |               |       | 268                      | H | Ni chol l s St. | 75 47 |
|                              |   |                  |       |           |   |                  |       |            |   |               |       | 333                      | H | N. C. Central   | 99 58 |
| LAST 12 Di vi si on I GAMES: |   |                  |       |           |   |                  |       |            |   |               |       |                          |   |                 |       |
| 57                           | H | TCU              | 52 75 | 77        | H | Kansas St.       | 60 67 |            |   |               |       |                          |   |                 |       |
| 11                           | A | Texas            | 55 87 | 40        | A | West Vi rgi ni a | 49 57 |            |   |               |       |                          |   |                 |       |
| 59                           | A | Okl ahoma St.    | 78 69 | 8         | A | Bayl or          | 49 89 |            |   |               |       |                          |   |                 |       |
| 40                           | H | West Vi rgi ni a | 59 69 | 36        | H | Okl ahoma        | 69 74 |            |   |               |       |                          |   |                 |       |
| 8                            | H | Bayl or          | 50 79 | 134       | H | Kansas           | 71 69 |            |   |               |       |                          |   |                 |       |
| 232                          | A | Texas Tech       | 66 54 | 268       | H | Ni chol l s St.  | 75 47 |            |   |               |       |                          |   |                 |       |

Non-Di v I Games:

Iowa St.



|                   |          |           |                |            |             |               |      |      |       |           |
|-------------------|----------|-----------|----------------|------------|-------------|---------------|------|------|-------|-----------|
| Average RPI Win:  | 303      | WON-LOST  | WINNING        | LAST 10    | STRENGTH OF | OPP. STRENGTH | TEAM | ADJ. | CONF. | ADJ CONF. |
| Average RPI Loss: | 257      | RECORD    | PCT. RANK      | GAMES      | SCHEDULE    | OF SCHEDULE   | RPI  | RPI  | RPI   | RPI       |
| DIV. I ONLY       | 8- 6     | 134       | 6- 3           | 349        | 338         | 308           | 308  | 32   | 32    |           |
| DIV. I NON-CONF.  | 2- 3     | 214       | 0- 2           | 349        | 262         | 347           | 347  | 32   | 32    |           |
| -----             |          |           |                |            |             |               |      |      |       |           |
| TOTALS            | RPI 1-25 | RPI 26-50 | W-L RECORDS    | RPI 51-100 | RPI 101-999 | RPI 201+      |      |      |       |           |
| 8- 6              | 0- 0     | 0- 0      | OVERALL        | 0- 0       | 8- 6        | 8- 4          |      |      |       |           |
| 4- 2              | 0- 0     | 0- 0      | HOME           | 0- 0       | 4- 2        | 4- 2          |      |      |       |           |
| 4- 4              | 0- 0     | 0- 0      | AWAY           | 0- 0       | 4- 0        | 4- 0          |      |      |       |           |
| 0- 0              | 0- 0     | 0- 0      | NEUTRAL        | 0- 0       | 0- 0        | 0- 0          |      |      |       |           |
| 2- 3              | 0- 0     | 0- 0      | NON-CONFERENCE | 0- 0       | 2- 3        | 2- 2          |      |      |       |           |
| 0- 1              | 0- 0     | 0- 0      | HOME           | 0- 0       | 0- 1        | 0- 1          |      |      |       |           |
| 2- 2              | 0- 0     | 0- 0      | AWAY           | 0- 0       | 2- 2        | 2- 1          |      |      |       |           |
| 0- 0              | 0- 0     | 0- 0      | NEUTRAL        | 0- 0       | 0- 0        | 0- 0          |      |      |       |           |
| 6- 3              | 0- 0     | 0- 0      | CONFERENCE     | 0- 0       | 6- 3        | 6- 2          |      |      |       |           |
| 4- 1              | 0- 0     | 0- 0      | HOME           | 0- 0       | 4- 1        | 4- 1          |      |      |       |           |
| 2- 2              | 0- 0     | 0- 0      | AWAY           | 0- 0       | 2- 2        | 2- 1          |      |      |       |           |
| 0- 0              | 0- 0     | 0- 0      | NEUTRAL        | 0- 0       | 0- 0        | 0- 0          |      |      |       |           |

| RPI 1-25                     |   |                      |       | RPI 26-50 |   |                 |       | RPI 51-100 |   |          |       | RPI 101+ Team's RPI: 308 |   |                      |       |
|------------------------------|---|----------------------|-------|-----------|---|-----------------|-------|------------|---|----------|-------|--------------------------|---|----------------------|-------|
| RPI                          | S | Opponent             | Score | RPI       | S | Opponent        | Score | RPI        | S | Opponent | Score | RPI                      | S | Opponent             | Score |
|                              |   |                      |       |           |   |                 |       |            |   |          |       | 178                      | A | Memphi s             | 53 64 |
|                              |   |                      |       |           |   |                 |       |            |   |          |       | 187                      | A | Southern U.          | 76 86 |
|                              |   |                      |       |           |   |                 |       |            |   |          |       | 241                      | H | Texas Southern       | 74 77 |
|                              |   |                      |       |           |   |                 |       |            |   |          |       | 254                      | H | Grambl ing           | 82 70 |
|                              |   |                      |       |           |   |                 |       |            |   |          |       | 268                      | H | Ni chol l s St.      | 64 90 |
|                              |   |                      |       |           |   |                 |       |            |   |          |       | 270                      | A | Al corn              | 74 51 |
|                              |   |                      |       |           |   |                 |       |            |   |          |       | 282                      | H | Prai rie View        | 70 61 |
|                              |   |                      |       |           |   |                 |       |            |   |          |       | 296                      | H | Al abama A&M         | 59 43 |
|                              |   |                      |       |           |   |                 |       |            |   |          |       | 312                      | H | Al abama St.         | 70 61 |
|                              |   |                      |       |           |   |                 |       |            |   |          |       | 319                      | A | Ill . -Chi cago      | 76 63 |
|                              |   |                      |       |           |   |                 |       |            |   |          |       | 327                      | A | Sam Houston St.      | 68 74 |
|                              |   |                      |       |           |   |                 |       |            |   |          |       | 339                      | A | Mi ssi ssi ppi Val . | 61 72 |
|                              |   |                      |       |           |   |                 |       |            |   |          |       | 341                      | A | Ark. -Pi ne Bl uff   | 60 54 |
|                              |   |                      |       |           |   |                 |       |            |   |          |       | 346                      | A | Chi cago St.         | 87 69 |
| LAST 12 Di vi si on I GAMES: |   |                      |       |           |   |                 |       |            |   |          |       |                          |   |                      |       |
| 341                          | A | Ark. -Pi ne Bl uff   | 60 54 | 270       | A | Al corn         | 74 51 |            |   |          |       |                          |   |                      |       |
| 339                          | A | Mi ssi ssi ppi Val . | 61 72 | 296       | H | Al abama A&M    | 59 43 |            |   |          |       |                          |   |                      |       |
| 254                          | H | Grambl ing           | 82 70 | 312       | H | Al abama St.    | 70 61 |            |   |          |       |                          |   |                      |       |
| 282                          | H | Prai rie View        | 70 61 | 178       | A | Memphi s        | 53 64 |            |   |          |       |                          |   |                      |       |
| 241                          | H | Texas Southern       | 74 77 | 327       | A | Sam Houston St. | 68 74 |            |   |          |       |                          |   |                      |       |
| 187                          | A | Southern U.          | 76 86 | 268       | H | Ni chol l s St. | 64 90 |            |   |          |       |                          |   |                      |       |

Non-Di v I Games: Philander Smi th 88 56 Mil l saps 79 41 LSU-Shreveport 85 86 Spring Hi ll 77 50 Jackson St.



|                   |          |           |                |            |             |               |      |      |       |           |
|-------------------|----------|-----------|----------------|------------|-------------|---------------|------|------|-------|-----------|
| Average RPI Win:  | 255      | WON-LOST  | WINNING        | LAST 10    | STRENGTH OF | OPP. STRENGTH | TEAM | ADJ. | CONF. | ADJ CONF. |
| Average RPI Loss: | 90       | RECORD    | PCT. RANK      | GAMES      | SCHEDULE    | OF SCHEDULE   | RPI  | RPI  | RPI   | RPI       |
| DIV. I ONLY       | 13- 6    | 71        | 8- 2           | 281        | 202         | 108           | 108  | 22   | 22    |           |
| DIV. I NON-CONF.  | 7- 5     | 132       | 3- 1           | 245        | 186         | 115           | 115  | 21   | 21    |           |
| -----             |          |           |                |            |             |               |      |      |       |           |
| TOTALS            | RPI 1-25 | RPI 26-50 | W-L RECORDS    | RPI 51-100 | RPI 101-999 | RPI 201+      |      |      |       |           |
| 13- 6             | 0- 2     | 0- 1      | OVERALL        | 1- 1       | 12- 2       | 10- 1         |      |      |       |           |
| 6- 0              | 0- 0     | 0- 0      | HOME           | 0- 0       | 6- 0        | 5- 0          |      |      |       |           |
| 6- 6              | 0- 2     | 0- 1      | AWAY           | 1- 1       | 5- 2        | 4- 1          |      |      |       |           |
| 1- 0              | 0- 0     | 0- 0      | NEUTRAL        | 0- 0       | 1- 0        | 1- 0          |      |      |       |           |
| 7- 5              | 0- 2     | 0- 0      | NON-CONFERENCE | 1- 1       | 6- 2        | 5- 1          |      |      |       |           |
| 3- 0              | 0- 0     | 0- 0      | HOME           | 0- 0       | 3- 0        | 3- 0          |      |      |       |           |
| 3- 5              | 0- 2     | 0- 0      | AWAY           | 1- 1       | 2- 2        | 1- 1          |      |      |       |           |
| 1- 0              | 0- 0     | 0- 0      | NEUTRAL        | 0- 0       | 1- 0        | 1- 0          |      |      |       |           |
| 6- 1              | 0- 0     | 0- 1      | CONFERENCE     | 0- 0       | 6- 0        | 5- 0          |      |      |       |           |
| 3- 0              | 0- 0     | 0- 0      | HOME           | 0- 0       | 3- 0        | 2- 0          |      |      |       |           |
| 3- 1              | 0- 0     | 0- 1      | AWAY           | 0- 0       | 3- 0        | 3- 0          |      |      |       |           |
| 0- 0              | 0- 0     | 0- 0      | NEUTRAL        | 0- 0       | 0- 0        | 0- 0          |      |      |       |           |

| RPI 1-25                  |   |              |       | RPI 26-50 |   |               |       | RPI 51-100 |   |              |       | RPI 101+ |   |                 |       | Team's RPI: 108 |
|---------------------------|---|--------------|-------|-----------|---|---------------|-------|------------|---|--------------|-------|----------|---|-----------------|-------|-----------------|
| RPI                       | S | Opponent     | Score | RPI       | S | Opponent      | Score | RPI        | S | Opponent     | Score | RPI      | S | Opponent        | Score |                 |
| 7                         | A | Florida St.  | 50 82 | 42        | A | FGCU          | 58 63 | 85         | A | Alabama      | 60 75 | 148      | A | Bethune-Cookman | 68 58 |                 |
| 13                        | A | NC State     | 44 64 |           |   |               |       | 89         | A | South Ala.   | 60 58 | 169      | H | Stetson         | 73 63 |                 |
|                           |   |              |       |           |   |               |       |            |   |              |       | 172      | A | Florida         | 59 69 |                 |
|                           |   |              |       |           |   |               |       |            |   |              |       | 221      | A | Troy            | 88 89 |                 |
|                           |   |              |       |           |   |               |       |            |   |              |       | 230      | A | North Florida   | 66 48 |                 |
|                           |   |              |       |           |   |               |       |            |   |              |       | 251      | H | Lipscomb        | 70 48 |                 |
|                           |   |              |       |           |   |               |       |            |   |              |       | 257      | N | Northern Ky.    | 61 49 |                 |
|                           |   |              |       |           |   |               |       |            |   |              |       | 268      | A | Nicholls St.    | 69 61 |                 |
|                           |   |              |       |           |   |               |       |            |   |              |       | 280      | H | Kennesaw St.    | 84 49 |                 |
|                           |   |              |       |           |   |               |       |            |   |              |       | 297      | H | Monmouth        | 74 65 |                 |
|                           |   |              |       |           |   |               |       |            |   |              |       | 313      | A | USC Upstate     | 71 45 |                 |
|                           |   |              |       |           |   |               |       |            |   |              |       | 336      | H | Savannah St.    | 74 46 |                 |
|                           |   |              |       |           |   |               |       |            |   |              |       | 338      | H | Iona            | 71 62 |                 |
|                           |   |              |       |           |   |               |       |            |   |              |       | 344      | A | NJIT            | 88 58 |                 |
| -----                     |   |              |       |           |   |               |       |            |   |              |       |          |   |                 |       |                 |
| LAST 12 Division I GAMES: |   |              |       |           |   |               |       |            |   |              |       |          |   |                 |       |                 |
| 169                       | H | Stetson      | 73 63 | 230       | A | North Florida | 66 48 | 336        | H | Savannah St. | 74 46 | 7        | A | Florida St.     | 50 82 |                 |
| 42                        | A | FGCU         | 58 63 |           |   |               |       |            |   |              |       | 257      | N | Northern Ky.    | 61 49 |                 |
| 313                       | A | USC Upstate  | 71 45 |           |   |               |       |            |   |              |       | 148      | A | Bethune-Cookman | 68 58 |                 |
| 344                       | A | NJIT         | 88 58 |           |   |               |       |            |   |              |       | 89       | A | South Ala.      | 60 58 |                 |
| 280                       | H | Kennesaw St. | 84 49 |           |   |               |       |            |   |              |       |          |   |                 |       |                 |
| 251                       | H | Lipscomb     | 70 48 |           |   |               |       |            |   |              |       |          |   |                 |       |                 |

Non-Div I Games: Flagler 79 52 Webber Int'l 64 43 Edward Waters 79 58

Jacksonville



|                   |          |           |                |            |             |               |      |      |       |           |
|-------------------|----------|-----------|----------------|------------|-------------|---------------|------|------|-------|-----------|
| Average RPI Win:  | 268      | WON-LOST  | WINNING        | LAST 10    | STRENGTH OF | OPP. STRENGTH | TEAM | ADJ. | CONF. | ADJ CONF. |
| Average RPI Loss: | 155      | RECORD    | PCT. RANK      | GAMES      | SCHEDULE    | OF SCHEDULE   | RPI  | RPI  | RPI   | RPI       |
| DIV. I ONLY       | 12- 8    | 119       | 7- 3           | 249        | 324         | 166           | 166  | 26   | 26    |           |
| DIV. I NON-CONF.  | 4- 5     | 202       | 0- 1           | 243        | 184         | 210           | 210  | 27   | 27    |           |
| -----             |          |           |                |            |             |               |      |      |       |           |
| TOTALS            | RPI 1-25 | RPI 26-50 | W-L RECORDS    | RPI 51-100 | RPI 101-999 | RPI 201+      |      |      |       |           |
| 12- 8             | 0- 1     | 0- 0      | OVERALL        | 0- 2       | 12- 5       | 10- 3         |      |      |       |           |
| 7- 2              | 0- 1     | 0- 0      | HOME           | 0- 0       | 7- 1        | 6- 1          |      |      |       |           |
| 4- 6              | 0- 0     | 0- 0      | AWAY           | 0- 2       | 4- 1        | 3- 0          |      |      |       |           |
| 1- 0              | 0- 0     | 0- 0      | NEUTRAL        | 0- 0       | 1- 0        | 1- 0          |      |      |       |           |
| 4- 5              | 0- 1     | 0- 0      | NON-CONFERENCE | 0- 1       | 4- 3        | 3- 1          |      |      |       |           |
| 2- 1              | 0- 1     | 0- 0      | HOME           | 0- 0       | 2- 0        | 2- 0          |      |      |       |           |
| 1- 4              | 0- 0     | 0- 0      | AWAY           | 0- 1       | 1- 3        | 0- 1          |      |      |       |           |
| 1- 0              | 0- 0     | 0- 0      | NEUTRAL        | 0- 0       | 1- 0        | 1- 0          |      |      |       |           |
| 8- 3              | 0- 0     | 0- 0      | CONFERENCE     | 0- 1       | 8- 2        | 7- 2          |      |      |       |           |
| 5- 1              | 0- 0     | 0- 0      | HOME           | 0- 0       | 5- 1        | 4- 1          |      |      |       |           |
| 3- 2              | 0- 0     | 0- 0      | AWAY           | 0- 1       | 3- 1        | 3- 1          |      |      |       |           |
| 0- 0              | 0- 0     | 0- 0      | NEUTRAL        | 0- 0       | 0- 0        | 0- 0          |      |      |       |           |

| RPI 1-25                  |   |                   |       | RPI 26-50 |   |               |       | RPI 51-100 |   |            |       | RPI 101+ Team's RPI: 166 |   |                   |       |
|---------------------------|---|-------------------|-------|-----------|---|---------------|-------|------------|---|------------|-------|--------------------------|---|-------------------|-------|
| RPI                       | S | Opponent          | Score | RPI       | S | Opponent      | Score | RPI        | S | Opponent   | Score | RPI                      | S | Opponent          | Score |
| 7                         | H | Florida St.       | 51 75 |           |   |               |       | 76         | A | Belmont    | 55 71 | 103                      | A | Miami (OH)        | 55 58 |
|                           |   |                   |       |           |   |               |       | 93         | A | Seton Hall | 54 73 | 135                      | A | Clemson           | 45 53 |
|                           |   |                   |       |           |   |               |       |            |   |            |       | 199                      | A | New Orleans       | 59 54 |
|                           |   |                   |       |           |   |               |       |            |   |            |       | 200                      | H | Southeast Mo. St. | 55 48 |
|                           |   |                   |       |           |   |               |       |            |   |            |       | 219                      | H | UT Martin         | 57 61 |
|                           |   |                   |       |           |   |               |       |            |   |            |       | 220                      | A | Morehead St.      | 67 65 |
|                           |   |                   |       |           |   |               |       |            |   |            |       | 220                      | H | Morehead St.      | 70 64 |
|                           |   |                   |       |           |   |               |       |            |   |            |       | 222                      | N | East Carolina     | 82 73 |
|                           |   |                   |       |           |   |               |       |            |   |            |       | 247                      | H | Austin Peay       | 65 47 |
|                           |   |                   |       |           |   |               |       |            |   |            |       | 291                      | A | Eastern Ky.       | 44 48 |
|                           |   |                   |       |           |   |               |       |            |   |            |       | 291                      | H | Eastern Ky.       | 65 51 |
|                           |   |                   |       |           |   |               |       |            |   |            |       | 296                      | H | Alabama A&M       | 49 33 |
|                           |   |                   |       |           |   |               |       |            |   |            |       | 299                      | H | Murray St.        | 97 65 |
|                           |   |                   |       |           |   |               |       |            |   |            |       | 315                      | A | Georgia St.       | 41 55 |
|                           |   |                   |       |           |   |               |       |            |   |            |       | 331                      | H | Rhode Island      | 63 53 |
|                           |   |                   |       |           |   |               |       |            |   |            |       | 340                      | A | Tennessee St.     | 75 56 |
|                           |   |                   |       |           |   |               |       |            |   |            |       | 345                      | A | Eastern Ill.      | 59 50 |
| -----                     |   |                   |       |           |   |               |       |            |   |            |       |                          |   |                   |       |
| LAST 12 Division I GAMES: |   |                   |       |           |   |               |       |            |   |            |       |                          |   |                   |       |
| 345                       | A | Eastern Ill.      | 59 50 | 299       | H | Murray St.    | 97 65 |            |   |            |       |                          |   |                   |       |
| 200                       | H | Southeast Mo. St. | 55 48 | 76        | A | Belmont       | 55 71 |            |   |            |       |                          |   |                   |       |
| 219                       | H | UT Martin         | 57 61 | 340       | A | Tennessee St. | 75 56 |            |   |            |       |                          |   |                   |       |
| 291                       | A | Eastern Ky.       | 44 48 | 220       | H | Morehead St.  | 70 64 |            |   |            |       |                          |   |                   |       |
| 220                       | A | Morehead St.      | 67 65 | 291       | H | Eastern Ky.   | 65 51 |            |   |            |       |                          |   |                   |       |
| 247                       | H | Austin Peay       | 65 47 | 315       | A | Georgia St.   | 41 55 |            |   |            |       |                          |   |                   |       |

Non-Div I Games: Stillman 93 38 Brewton-Parker 103 44

Jacksonville St.

Loss, 
Non-Conf, 
S Site, 
H Home
A Away 
N Neutral



|                   |          |           |                |            |             |               |      |      |       |           |
|-------------------|----------|-----------|----------------|------------|-------------|---------------|------|------|-------|-----------|
| Average RPI Win:  | 212      | WON-LOST  | WINNING        | LAST 10    | STRENGTH OF | OPP. STRENGTH | TEAM | ADJ. | CONF. | ADJ CONF. |
| Average RPI Loss: | 48       | RECORD    | PCT. RANK      | GAMES      | SCHEDULE    | OF SCHEDULE   | RPI  | RPI  | RPI   | RPI       |
| DIV. I ONLY       | 13- 7    | 89        | 10- 0          | 123        | 88          | 90            | 90   | 10   | 10    |           |
| DIV. I NON-CONF.  | 4- 7     | 226       | 1- 2           | 77         | 16          | 175           | 175  | 12   | 12    |           |
| -----             |          |           |                |            |             |               |      |      |       |           |
| TOTALS            | RPI 1-25 | RPI 26-50 | W-L RECORDS    | RPI 51-100 | RPI 101-999 | RPI 201+      |      |      |       |           |
| 13- 7             | 0- 4     | 1- 1      | OVERALL        | 1- 1       | 11- 1       | 9- 0          |      |      |       |           |
| 8- 3              | 0- 2     | 1- 0      | HOME           | 1- 0       | 6- 1        | 5- 0          |      |      |       |           |
| 5- 3              | 0- 1     | 0- 1      | AWAY           | 0- 1       | 5- 0        | 4- 0          |      |      |       |           |
| 0- 1              | 0- 1     | 0- 0      | NEUTRAL        | 0- 0       | 0- 0        | 0- 0          |      |      |       |           |
| 4- 7              | 0- 4     | 0- 1      | NON-CONFERENCE | 0- 1       | 4- 1        | 3- 0          |      |      |       |           |
| 3- 3              | 0- 2     | 0- 0      | HOME           | 0- 0       | 3- 1        | 2- 0          |      |      |       |           |
| 1- 3              | 0- 1     | 0- 1      | AWAY           | 0- 1       | 1- 0        | 1- 0          |      |      |       |           |
| 0- 1              | 0- 1     | 0- 0      | NEUTRAL        | 0- 0       | 0- 0        | 0- 0          |      |      |       |           |
| 9- 0              | 0- 0     | 1- 0      | CONFERENCE     | 1- 0       | 7- 0        | 6- 0          |      |      |       |           |
| 5- 0              | 0- 0     | 1- 0      | HOME           | 1- 0       | 3- 0        | 3- 0          |      |      |       |           |
| 4- 0              | 0- 0     | 0- 0      | AWAY           | 0- 0       | 4- 0        | 3- 0          |      |      |       |           |
| 0- 0              | 0- 0     | 0- 0      | NEUTRAL        | 0- 0       | 0- 0        | 0- 0          |      |      |       |           |

| RPI 1-25                  |   |                    |       | RPI 26-50 |   |                 |       | RPI 51-100 |   |                 |       | RPI 101+ |   |                    |       |
|---------------------------|---|--------------------|-------|-----------|---|-----------------|-------|------------|---|-----------------|-------|----------|---|--------------------|-------|
| RPI                       | S | Opponent           | Score | RPI       | S | Opponent        | Score | RPI        | S | Opponent        | Score | RPI      | S | Opponent           | Score |
| 7                         | H | Florida St.        | 63 79 | 41        | A | Dayton          | 54 82 | 60         | A | St. John's (NY) | 64 81 | 110      | H | Liberty            | 58 47 |
| 9                         | A | Tennessee          | 60 89 | 47        | H | Drexel          | 56 48 | 73         | H | Elon            | 70 67 | 155      | A | Northeastern       | 60 57 |
| 18                        | H | Rutgers            | 63 76 |           |   |                 |       |            |   |                 |       | 176      | H | Saint Joseph's     | 66 73 |
| 22                        | N | Villanova          | 57 60 |           |   |                 |       |            |   |                 |       | 204      | A | Hofstra            | 55 42 |
|                           |   |                    |       |           |   |                 |       |            |   |                 |       | 204      | H | Hofstra            | 73 56 |
|                           |   |                    |       |           |   |                 |       |            |   |                 |       | 255      | A | Col. of Charleston | 67 45 |
|                           |   |                    |       |           |   |                 |       |            |   |                 |       | 255      | H | Col. of Charleston | 67 53 |
|                           |   |                    |       |           |   |                 |       |            |   |                 |       | 274      | H | Bryant             | 67 36 |
|                           |   |                    |       |           |   |                 |       |            |   |                 |       | 278      | A | UNCW               | 63 48 |
|                           |   |                    |       |           |   |                 |       |            |   |                 |       | 281      | H | Towson             | 69 45 |
|                           |   |                    |       |           |   |                 |       |            |   |                 |       | 292      | A | Vermont            | 68 56 |
|                           |   |                    |       |           |   |                 |       |            |   |                 |       | 326      | H | Wagner             | 68 45 |
| LAST 12 Division I GAMES: |   |                    |       |           |   |                 |       |            |   |                 |       |          |   |                    |       |
| 255                       | H | Col. of Charleston | 67 53 | 281       | H | Towson          | 69 45 |            |   |                 |       |          |   |                    |       |
| 204                       | H | Hofstra            | 73 56 | 155       | A | Northeastern    | 60 57 |            |   |                 |       |          |   |                    |       |
| 278                       | A | UNCW               | 63 48 | 204       | A | Hofstra         | 55 42 |            |   |                 |       |          |   |                    |       |
| 255                       | A | Col. of Charleston | 67 45 | 274       | H | Bryant          | 67 36 |            |   |                 |       |          |   |                    |       |
| 73                        | H | Elon               | 70 67 | 41        | A | Dayton          | 54 82 |            |   |                 |       |          |   |                    |       |
| 47                        | H | Drexel             | 56 48 | 60        | A | St. John's (NY) | 64 81 |            |   |                 |       |          |   |                    |       |

Non-Div I Games:

James Madison



| Average RPI      | Win:     | 201    | WON-LOST  | WINNING   | LAST 10        | STRENGTH OF | OPP. STRENGTH | TEAM | ADJ.     | CONF. | ADJ CONF. |
|------------------|----------|--------|-----------|-----------|----------------|-------------|---------------|------|----------|-------|-----------|
| Average RPI      | Loss:    | 65     | RECORD    | PCT. RANK | GAMES          | SCHEDULE    | OF SCHEDULE   | RPI  | RPI      | RPI   | RPI       |
| DIV. I ONLY      |          | 11- 11 | 165       | 2- 8      | 69             | 70          | 134           | 134  | 5        | 5     |           |
| DIV. I NON-CONF. |          | 9- 2   | 34        | 1- 0      | 204            | 235         | 88            | 88   | 6        | 6     |           |
| -----            |          |        |           |           |                |             |               |      |          |       |           |
| TOTALS           | RPI 1-25 |        | RPI 26-50 |           | W-L RECORDS    | RPI 51-100  | RPI 101-999   |      | RPI 201+ |       |           |
| 11- 11           | 0- 3     |        | 0- 2      |           | OVERALL        | 2- 4        | 9- 2          |      | 6- 1     |       |           |
| 9- 6             | 0- 2     |        | 0- 1      |           | HOME           | 2- 2        | 7- 1          |      | 4- 1     |       |           |
| 2- 5             | 0- 1     |        | 0- 1      |           | AWAY           | 0- 2        | 2- 1          |      | 2- 0     |       |           |
| 0- 0             | 0- 0     |        | 0- 0      |           | NEUTRAL        | 0- 0        | 0- 0          |      | 0- 0     |       |           |
| 9- 2             | 0- 0     |        | 0- 0      |           | NON-CONFERENCE | 1- 2        | 8- 0          |      | 5- 0     |       |           |
| 8- 1             | 0- 0     |        | 0- 0      |           | HOME           | 1- 1        | 7- 0          |      | 4- 0     |       |           |
| 1- 1             | 0- 0     |        | 0- 0      |           | AWAY           | 0- 1        | 1- 0          |      | 1- 0     |       |           |
| 0- 0             | 0- 0     |        | 0- 0      |           | NEUTRAL        | 0- 0        | 0- 0          |      | 0- 0     |       |           |
| 2- 9             | 0- 3     |        | 0- 2      |           | CONFERENCE     | 1- 2        | 1- 2          |      | 1- 1     |       |           |
| 1- 5             | 0- 2     |        | 0- 1      |           | HOME           | 1- 1        | 0- 1          |      | 0- 1     |       |           |
| 1- 4             | 0- 1     |        | 0- 1      |           | AWAY           | 0- 1        | 1- 1          |      | 1- 0     |       |           |
| 0- 0             | 0- 0     |        | 0- 0      |           | NEUTRAL        | 0- 0        | 0- 0          |      | 0- 0     |       |           |

| RPI                       | S | Opponent   | Score | RPI | S | Opponent         | Score | RPI | S | Opponent         | Score | RPI | S | Opponent          | Score |
|---------------------------|---|------------|-------|-----|---|------------------|-------|-----|---|------------------|-------|-----|---|-------------------|-------|
| 8                         | H | Bayl or    | 48 83 | 36  | A | Okl ahoma        | 64 97 | 56  | H | Nebraska         | 49 66 | 109 | H | Ri ce             | 73 65 |
| 11                        | A | Texas      | 62 79 | 40  | H | West Vi rgi ni a | 54 74 | 57  | A | TCU              | 66 76 | 117 | H | Yal e             | 81 75 |
| 11                        | H | Texas      | 41 55 |     |   |                  |       | 57  | H | TCU              | 86 77 | 129 | A | Iowa St.          | 69 71 |
|                           |   |            |       |     |   |                  |       | 60  | A | St. John' s (NY) | 53 65 | 200 | H | Southeast Mo. St. | 51 50 |
|                           |   |            |       |     |   |                  |       | 77  | H | Kansas St.       | 59 63 | 232 | A | Texas Tech        | 60 47 |
|                           |   |            |       |     |   |                  |       | 100 | H | Arkansas         | 71 60 | 232 | H | Texas Tech        | 56 68 |
|                           |   |            |       |     |   |                  |       |     |   |                  |       | 241 | H | Texas Southern    | 72 37 |
|                           |   |            |       |     |   |                  |       |     |   |                  |       | 250 | H | UMKC              | 63 48 |
|                           |   |            |       |     |   |                  |       |     |   |                  |       | 258 | H | Campbel l         | 66 48 |
|                           |   |            |       |     |   |                  |       |     |   |                  |       | 314 | H | Del aware St.     | 81 49 |
|                           |   |            |       |     |   |                  |       |     |   |                  |       | 338 | A | Iona              | 72 58 |
| -----                     |   |            |       |     |   |                  |       |     |   |                  |       |     |   |                   |       |
| Team's RPI: 134           |   |            |       |     |   |                  |       |     |   |                  |       |     |   |                   |       |
| LAST 12 Division I GAMES: |   |            |       |     |   |                  |       |     |   |                  |       |     |   |                   |       |
| 11                        | H | Texas      | 41 55 | 40  | H | West Vi rgi ni a | 54 74 | 8   | H | Bayl or          | 48 83 | 232 | A | Texas Tech        | 60 47 |
| 77                        | H | Kansas St. | 59 63 | 57  | H | TCU              | 86 77 | 129 | A | Iowa St.         | 69 71 | 338 | A | Iona              | 72 58 |
| 36                        | A | Okl ahoma  | 64 97 | 56  | H | Nebraska         | 49 66 |     |   |                  |       |     |   |                   |       |
| 57                        | A | TCU        | 66 76 |     |   |                  |       |     |   |                  |       |     |   |                   |       |
| 232                       | H | Texas Tech | 56 68 |     |   |                  |       |     |   |                  |       |     |   |                   |       |
| 11                        | A | Texas      | 62 79 |     |   |                  |       |     |   |                  |       |     |   |                   |       |

Non-Div I Games:

Kansas



|                   |     |          |           |         |             |               |      |      |       |           |
|-------------------|-----|----------|-----------|---------|-------------|---------------|------|------|-------|-----------|
| Average RPI Win:  | 171 | WON-LOST | WINNING   | LAST 10 | STRENGTH OF | OPP. STRENGTH | TEAM | ADJ. | CONF. | ADJ CONF. |
| Average RPI Loss: | 38  | RECORD   | PCT. RANK | GAMES   | SCHEDULE    | OF SCHEDULE   | RPI  | RPI  | RPI   | RPI       |

|                  |          |           |                |            |             |          |    |   |   |
|------------------|----------|-----------|----------------|------------|-------------|----------|----|---|---|
| DIV. I ONLY      | 12- 10   | 144       | 4- 6           | 25         | 55          | 77       | 77 | 5 | 5 |
| DIV. I NON-CONF. | 8- 3     | 65        | 0- 1           | 127        | 215         | 89       | 89 | 6 | 6 |
| -----            |          |           |                |            |             |          |    |   |   |
| TOTALS           | RPI 1-25 | RPI 26-50 | W-L RECORDS    | RPI 51-100 | RPI 101-999 | RPI 201+ |    |   |   |
| 12- 10           | 0- 5     | 1- 2      | OVERALL        | 2- 2       | 9- 1        | 5- 0     |    |   |   |
| 7- 5             | 0- 2     | 0- 1      | HOME           | 1- 1       | 6- 1        | 4- 0     |    |   |   |
| 4- 4             | 0- 2     | 1- 1      | AWAY           | 0- 1       | 3- 0        | 1- 0     |    |   |   |
| 1- 1             | 0- 1     | 0- 0      | NEUTRAL        | 1- 0       | 0- 0        | 0- 0     |    |   |   |
| 8- 3             | 0- 2     | 0- 0      | NON-CONFERENCE | 1- 0       | 7- 1        | 5- 0     |    |   |   |
| 6- 1             | 0- 0     | 0- 0      | HOME           | 0- 0       | 6- 1        | 4- 0     |    |   |   |
| 1- 1             | 0- 1     | 0- 0      | AWAY           | 0- 0       | 1- 0        | 1- 0     |    |   |   |
| 1- 1             | 0- 1     | 0- 0      | NEUTRAL        | 1- 0       | 0- 0        | 0- 0     |    |   |   |
| 4- 7             | 0- 3     | 1- 2      | CONFERENCE     | 1- 2       | 2- 0        | 0- 0     |    |   |   |
| 1- 4             | 0- 2     | 0- 1      | HOME           | 1- 1       | 0- 0        | 0- 0     |    |   |   |
| 3- 3             | 0- 1     | 1- 1      | AWAY           | 0- 1       | 2- 0        | 0- 0     |    |   |   |
| 0- 0             | 0- 0     | 0- 0      | NEUTRAL        | 0- 0       | 0- 0        | 0- 0     |    |   |   |

|                              |                             |                          |                |                          |
|------------------------------|-----------------------------|--------------------------|----------------|--------------------------|
| RPI 1-25                     | RPI 26-50                   | RPI 51-100               | Team's RPI: 77 | RPI 101+                 |
| RPI S Opponent Score         | RPI S Opponent Score        | RPI S Opponent Score     |                | RPI S Opponent Score     |
| 8 A Bayl or 50 75            | 36 A Okl ahoma 49 68        | 57 H TCU 63 68           |                | 122 H Little Rock 66 51  |
| 8 H Bayl or 58 88            | 36 H Okl ahoma 71 76        | 59 A Okl ahoma St. 68 76 |                | 123 H SFA 74 49          |
| 10 N UCLA 55 64              | 40 A West Vi rgi ni a 60 52 | 59 H Okl ahoma St. 80 64 |                | 129 A Iowa St. 67 60     |
| 11 H Texas 64 75             |                             | 80 N Penn St. 70 65      |                | 134 A Kansas 63 59       |
| 15 A Mi ssouri 59 73         |                             |                          |                | 139 H UNI 71 72          |
|                              |                             |                          |                | 208 H UT Arlington 70 56 |
|                              |                             |                          |                | 235 H Omaha 81 60        |
|                              |                             |                          |                | 238 A North Texas 55 54  |
|                              |                             |                          |                | 337 H Florida A&M 81 57  |
|                              |                             |                          |                | 346 H Chi cago St. 99 51 |
| LAST 12 Di vi si on I GAMES: |                             |                          |                |                          |
| 36 A Okl ahoma 49 68         | 129 A Iowa St. 67 60        |                          |                |                          |
| 134 A Kansas 63 59           | 11 H Texas 64 75            |                          |                |                          |
| 57 H TCU 63 68               | 40 A West Vi rgi ni a 60 52 |                          |                |                          |
| 8 A Bayl or 50 75            | 59 A Okl ahoma St. 68 76    |                          |                |                          |
| 36 H Okl ahoma 71 76         | 8 H Bayl or 58 88           |                          |                |                          |
| 59 H Okl ahoma St. 80 64     | 139 H UNI 71 72             |                          |                |                          |

Non-Di v I Games:

Kansas St.



|                   |          |           |                |            |             |               |      |      |       |           |
|-------------------|----------|-----------|----------------|------------|-------------|---------------|------|------|-------|-----------|
| Average RPI Win:  | 281      | WON-LOST  | WINNING        | LAST 10    | STRENGTH OF | OPP. STRENGTH | TEAM | ADJ. | CONF. | ADJ CONF. |
| Average RPI Loss: | 148      | RECORD    | PCT. RANK      | GAMES      | SCHEDULE    | OF SCHEDULE   | RPI  | RPI  | RPI   | RPI       |
| DIV. I ONLY       | 5- 12    | 279       | 3- 6           | 272        | 154         | 280           | 280  | 22   | 22    |           |
| DIV. I NON-CONF.  | 3- 7     | 254       | 2- 2           | 255        | 88          | 248           | 248  | 21   | 21    |           |
| -----             |          |           |                |            |             |               |      |      |       |           |
| TOTALS            | RPI 1-25 | RPI 26-50 | W-L RECORDS    | RPI 51-100 | RPI 101-999 | RPI 201+      |      |      |       |           |
| 5- 12             | 0- 1     | 0- 1      | OVERALL        | 0- 2       | 5- 8        | 4- 4          |      |      |       |           |
| 3- 3              | 0- 0     | 0- 1      | HOME           | 0- 0       | 3- 2        | 2- 2          |      |      |       |           |
| 2- 7              | 0- 0     | 0- 0      | AWAY           | 0- 1       | 2- 6        | 2- 2          |      |      |       |           |
| 0- 2              | 0- 1     | 0- 0      | NEUTRAL        | 0- 1       | 0- 0        | 0- 0          |      |      |       |           |
| 3- 7              | 0- 1     | 0- 0      | NON-CONFERENCE | 0- 2       | 3- 4        | 3- 1          |      |      |       |           |
| 1- 1              | 0- 0     | 0- 0      | HOME           | 0- 0       | 1- 1        | 1- 1          |      |      |       |           |
| 2- 4              | 0- 0     | 0- 0      | AWAY           | 0- 1       | 2- 3        | 2- 0          |      |      |       |           |
| 0- 2              | 0- 1     | 0- 0      | NEUTRAL        | 0- 1       | 0- 0        | 0- 0          |      |      |       |           |
| 2- 5              | 0- 0     | 0- 1      | CONFERENCE     | 0- 0       | 2- 4        | 1- 3          |      |      |       |           |
| 2- 2              | 0- 0     | 0- 1      | HOME           | 0- 0       | 2- 1        | 1- 1          |      |      |       |           |
| 0- 3              | 0- 0     | 0- 0      | AWAY           | 0- 0       | 0- 3        | 0- 2          |      |      |       |           |
| 0- 0              | 0- 0     | 0- 0      | NEUTRAL        | 0- 0       | 0- 0        | 0- 0          |      |      |       |           |

| RPI 1-25                  |   |               |       | RPI 26-50 |   |               |       | RPI 51-100 |   |              |       | RPI 101+ Team's RPI: 280 |   |               |       |
|---------------------------|---|---------------|-------|-----------|---|---------------|-------|------------|---|--------------|-------|--------------------------|---|---------------|-------|
| RPI                       | S | Opponent      | Score | RPI       | S | Opponent      | Score | RPI        | S | Opponent     | Score | RPI                      | S | Opponent      | Score |
| 20                        | N | Maryland      | 35 89 | 42        | H | FGCU          | 57 78 | 74         | A | Georgia Tech | 48 86 | 108                      | A | Jacksonville  | 49 84 |
|                           |   |               |       |           |   |               |       | 86         | N | Maine        | 39 75 | 120                      | A | Ole Miss      | 63 92 |
|                           |   |               |       |           |   |               |       |            |   |              |       | 135                      | A | Clemson       | 28 41 |
|                           |   |               |       |           |   |               |       |            |   |              |       | 169                      | H | Stetson       | 66 49 |
|                           |   |               |       |           |   |               |       |            |   |              |       | 175                      | A | Furman        | 59 78 |
|                           |   |               |       |           |   |               |       |            |   |              |       | 222                      | H | East Carolina | 56 66 |
|                           |   |               |       |           |   |               |       |            |   |              |       | 230                      | A | North Florida | 72 77 |
|                           |   |               |       |           |   |               |       |            |   |              |       | 251                      | H | Lipscomb      | 62 64 |
|                           |   |               |       |           |   |               |       |            |   |              |       | 256                      | A | Presbyterian  | 60 51 |
|                           |   |               |       |           |   |               |       |            |   |              |       | 313                      | A | USC Upstate   | 61 65 |
|                           |   |               |       |           |   |               |       |            |   |              |       | 315                      | H | Georgia St.   | 71 61 |
|                           |   |               |       |           |   |               |       |            |   |              |       | 321                      | A | Ga. Southern  | 60 58 |
|                           |   |               |       |           |   |               |       |            |   |              |       | 344                      | H | NJIT          | 80 65 |
| -----                     |   |               |       |           |   |               |       |            |   |              |       |                          |   |               |       |
| LAST 12 Division I GAMES: |   |               |       |           |   |               |       |            |   |              |       |                          |   |               |       |
| 344                       | H | NJIT          | 80 65 | 251       | H | Lipscomb      | 62 64 |            |   |              |       |                          |   |               |       |
| 313                       | A | USC Upstate   | 61 65 | 321       | A | Ga. Southern  | 60 58 |            |   |              |       |                          |   |               |       |
| 169                       | H | Stetson       | 66 49 | 222       | H | East Carolina | 56 66 |            |   |              |       |                          |   |               |       |
| 42                        | H | FGCU          | 57 78 | 315       | H | Georgia St.   | 71 61 |            |   |              |       |                          |   |               |       |
| 108                       | A | Jacksonville  | 49 84 | 86        | N | Maine         | 39 75 |            |   |              |       |                          |   |               |       |
| 230                       | A | North Florida | 72 77 | 20        | N | Maryland      | 35 89 |            |   |              |       |                          |   |               |       |

Non-Div I Games: Middle Ga. St. 81 65

Kennesaw St.



|                   |          |           |                |            |             |               |      |      |       |           |
|-------------------|----------|-----------|----------------|------------|-------------|---------------|------|------|-------|-----------|
| Average RPI Win:  | 213      | WON-LOST  | WINNING        | LAST 10    | STRENGTH OF | OPP. STRENGTH | TEAM | ADJ. | CONF. | ADJ CONF. |
| Average RPI Loss: | 87       | RECORD    | PCT. RANK      | GAMES      | SCHEDULE    | OF SCHEDULE   | RPI  | RPI  | RPI   | RPI       |
| DIV. I ONLY       | 11- 11   | 165       | 4- 6           | 136        | 95          | 125           | 125  | 7    | 7     |           |
| DIV. I NON-CONF.  | 7- 5     | 132       | 1- 1           | 182        | 108         | 112           | 112  | 8    | 8     |           |
| -----             |          |           |                |            |             |               |      |      |       |           |
| TOTALS            | RPI 1-25 | RPI 26-50 | W-L RECORDS    | RPI 51-100 | RPI 101-999 | RPI 201+      |      |      |       |           |
| 11- 11            | 0- 1     | 0- 4      | OVERALL        | 1- 1       | 10- 5       | 7- 1          |      |      |       |           |
| 3- 3              | 0- 0     | 0- 1      | HOME           | 0- 0       | 3- 2        | 2- 0          |      |      |       |           |
| 6- 5              | 0- 0     | 0- 0      | AWAY           | 1- 0       | 5- 1        | 4- 0          |      |      |       |           |
| 2- 3              | 0- 1     | 0- 1      | NEUTRAL        | 0- 1       | 2- 0        | 1- 0          |      |      |       |           |
| 7- 5              | 0- 1     | 0- 2      | NON-CONFERENCE | 0- 1       | 7- 1        | 5- 0          |      |      |       |           |
| 1- 1              | 0- 0     | 0- 0      | HOME           | 0- 0       | 1- 1        | 1- 0          |      |      |       |           |
| 4- 1              | 0- 0     | 0- 1      | AWAY           | 0- 0       | 4- 0        | 3- 0          |      |      |       |           |
| 2- 3              | 0- 1     | 0- 1      | NEUTRAL        | 0- 1       | 2- 0        | 1- 0          |      |      |       |           |
| 4- 6              | 0- 0     | 0- 2      | CONFERENCE     | 1- 0       | 3- 4        | 2- 1          |      |      |       |           |
| 2- 2              | 0- 0     | 0- 1      | HOME           | 0- 0       | 2- 1        | 1- 0          |      |      |       |           |
| 2- 4              | 0- 0     | 0- 1      | AWAY           | 1- 0       | 1- 3        | 1- 1          |      |      |       |           |
| 0- 0              | 0- 0     | 0- 0      | NEUTRAL        | 0- 0       | 0- 0        | 0- 0          |      |      |       |           |

| RPI 1-25                  |   |                |       | RPI 26-50 |   |                |       | RPI 51-100 |   |          |       | RPI 101+ |   |                  |       | Team's RPI: 125 |
|---------------------------|---|----------------|-------|-----------|---|----------------|-------|------------|---|----------|-------|----------|---|------------------|-------|-----------------|
| RPI                       | S | Opponent       | Score | RPI       | S | Opponent       | Score | RPI        | S | Opponent | Score | RPI      | S | Opponent         | Score |                 |
| 25                        | N | Stanford       | 54 79 | 30        | A | Central Mi ch. | 84 88 | 51         | N | Gonzaga  | 57 77 | 101      | H | Wright St.       | 60 72 |                 |
|                           |   |                |       | 32        | A | Mi chi gan     | 41 54 | 58         | A | Tol edo  | 62 55 | 111      | H | Western Mi ch.   | 61 66 |                 |
|                           |   |                |       | 34        | H | Bal l St.      | 58 79 |            |   |          |       | 156      | A | Bowl ing Green   | 50 60 |                 |
|                           |   |                |       | 42        | N | FGCU           | 62 80 |            |   |          |       | 156      | H | Bowl ing Green   | 81 57 |                 |
|                           |   |                |       |           |   |                |       |            |   |          |       | 158      | A | Robert Morris    | 46 31 |                 |
|                           |   |                |       |           |   |                |       |            |   |          |       | 161      | A | Northern Ill.    | 79 81 |                 |
|                           |   |                |       |           |   |                |       |            |   |          |       | 178      | N | Memphi s         | 70 55 |                 |
|                           |   |                |       |           |   |                |       |            |   |          |       | 213      | A | Eastern Mi ch.   | 67 60 |                 |
|                           |   |                |       |           |   |                |       |            |   |          |       | 213      | H | Eastern Mi ch.   | 76 69 |                 |
|                           |   |                |       |           |   |                |       |            |   |          |       | 214      | A | Akron            | 60 75 |                 |
|                           |   |                |       |           |   |                |       |            |   |          |       | 229      | A | Youngstown St.   | 55 44 |                 |
|                           |   |                |       |           |   |                |       |            |   |          |       | 257      | A | Northern Ky.     | 59 54 |                 |
|                           |   |                |       |           |   |                |       |            |   |          |       | 291      | A | Eastern Ky.      | 65 57 |                 |
|                           |   |                |       |           |   |                |       |            |   |          |       | 293      | H | Detroit Mercy    | 82 74 |                 |
|                           |   |                |       |           |   |                |       |            |   |          |       | 295      | N | Southeastern La. | 81 60 |                 |
| -----                     |   |                |       |           |   |                |       |            |   |          |       |          |   |                  |       |                 |
| LAST 12 Division I GAMES: |   |                |       |           |   |                |       |            |   |          |       |          |   |                  |       |                 |
| 156                       | H | Bowl ing Green | 81 57 | 213       | H | Eastern Mi ch. | 76 69 |            |   |          |       |          |   |                  |       |                 |
| 214                       | A | Akron          | 60 75 | 111       | H | Western Mi ch. | 61 66 |            |   |          |       |          |   |                  |       |                 |
| 58                        | A | Tol edo        | 62 55 | 161       | A | Northern Ill.  | 79 81 |            |   |          |       |          |   |                  |       |                 |
| 34                        | H | Bal l St.      | 58 79 | 213       | A | Eastern Mi ch. | 67 60 |            |   |          |       |          |   |                  |       |                 |
| 156                       | A | Bowl ing Green | 50 60 | 158       | A | Robert Morris  | 46 31 |            |   |          |       |          |   |                  |       |                 |
| 30                        | A | Central Mi ch. | 84 88 | 32        | A | Mi chi gan     | 41 54 |            |   |          |       |          |   |                  |       |                 |

Non-Div I Games:

Kent St.



|                   |          |           |                |            |             |               |      |      |       |           |
|-------------------|----------|-----------|----------------|------------|-------------|---------------|------|------|-------|-----------|
| Average RPI Win:  | 209      | WON-LOST  | WINNING        | LAST 10    | STRENGTH OF | OPP. STRENGTH | TEAM | ADJ. | CONF. | ADJ CONF. |
| Average RPI Loss: | 41       | RECORD    | PCT. RANK      | GAMES      | SCHEDULE    | OF SCHEDULE   | RPI  | RPI  | RPI   | RPI       |
| DIV. I ONLY       | 12- 11   | 164       | 4- 6           | 49         | 57          | 98            | 98   | 2    | 2     |           |
| DIV. I NON-CONF.  | 8- 6     | 143       | 0- 3           | 105        | 147         | 113           | 113  | 2    | 2     |           |
| -----             |          |           |                |            |             |               |      |      |       |           |
| TOTALS            | RPI 1-25 | RPI 26-50 | W-L RECORDS    | RPI 51-100 | RPI 101-999 | RPI 201+      |      |      |       |           |
| 12- 11            | 0- 6     | 0- 2      | OVERALL        | 3- 1       | 9- 2        | 7- 0          |      |      |       |           |
| 8- 5              | 0- 4     | 0- 1      | HOME           | 1- 0       | 7- 0        | 6- 0          |      |      |       |           |
| 4- 6              | 0- 2     | 0- 1      | AWAY           | 2- 1       | 2- 2        | 1- 0          |      |      |       |           |
| 0- 0              | 0- 0     | 0- 0      | NEUTRAL        | 0- 0       | 0- 0        | 0- 0          |      |      |       |           |
| 8- 6              | 0- 2     | 0- 2      | NON-CONFERENCE | 1- 1       | 7- 1        | 7- 0          |      |      |       |           |
| 6- 2              | 0- 1     | 0- 1      | HOME           | 0- 0       | 6- 0        | 6- 0          |      |      |       |           |
| 2- 4              | 0- 1     | 0- 1      | AWAY           | 1- 1       | 1- 1        | 1- 0          |      |      |       |           |
| 0- 0              | 0- 0     | 0- 0      | NEUTRAL        | 0- 0       | 0- 0        | 0- 0          |      |      |       |           |
| 4- 5              | 0- 4     | 0- 0      | CONFERENCE     | 2- 0       | 2- 1        | 0- 0          |      |      |       |           |
| 2- 3              | 0- 3     | 0- 0      | HOME           | 1- 0       | 1- 0        | 0- 0          |      |      |       |           |
| 2- 2              | 0- 1     | 0- 0      | AWAY           | 1- 0       | 1- 1        | 0- 0          |      |      |       |           |
| 0- 0              | 0- 0     | 0- 0      | NEUTRAL        | 0- 0       | 0- 0        | 0- 0          |      |      |       |           |

| RPI 1-25 |   |                |       | RPI 26-50 |   |            |       | RPI 51-100 |   |                |       | Team's RPI: 98 | RPI 101+ |   |              |       |
|----------|---|----------------|-------|-----------|---|------------|-------|------------|---|----------------|-------|----------------|----------|---|--------------|-------|
| RPI      | S | Opponent       | Score | RPI       | S | Opponent   | Score | RPI        | S | Opponent       | Score |                | RPI      | S | Opponent     | Score |
| 4        | H | Louisville     | 63 87 | 33        | H | California | 52 62 | 61         | A | Miami (FL)     | 54 65 |                | 105      | H | Auburn       | 65 48 |
| 8        | A | Baylor         | 63 90 | 42        | A | FGCU       | 64 70 | 78         | A | Washington St. | 73 68 |                | 118      | A | Vanderbilt   | 55 70 |
| 9        | H | Tennessee      | 49 63 |           |   |            |       | 85         | H | Alabama        | 79 54 |                | 130      | A | Middle Tenn. | 57 62 |
| 12       | A | Texas A&M      | 70 74 |           |   |            |       | 100        | A | Arkansas       | 76 65 |                | 172      | A | Florida      | 56 53 |
| 17       | H | Georgia        | 42 56 |           |   |            |       |            |   |                |       |                | 220      | H | Morehead St. | 86 53 |
| 19       | H | South Carolina | 64 81 |           |   |            |       |            |   |                |       |                | 223      | H | Gardner-Webb | 72 34 |
|          |   |                |       |           |   |            |       |            |   |                |       |                |          |   |              |       |
|          |   |                |       |           |   |            |       |            |   |                |       |                |          |   |              |       |
|          |   |                |       |           |   |            |       |            |   |                |       |                |          |   |              |       |
|          |   |                |       |           |   |            |       |            |   |                |       |                |          |   |              |       |
|          |   |                |       |           |   |            |       |            |   |                |       |                |          |   |              |       |
|          |   |                |       |           |   |            |       |            |   |                |       |                |          |   |              |       |
|          |   |                |       |           |   |            |       |            |   |                |       |                |          |   |              |       |
|          |   |                |       |           |   |            |       |            |   |                |       |                |          |   |              |       |
|          |   |                |       |           |   |            |       |            |   |                |       |                |          |   |              |       |
|          |   |                |       |           |   |            |       |            |   |                |       |                |          |   |              |       |
|          |   |                |       |           |   |            |       |            |   |                |       |                |          |   |              |       |
|          |   |                |       |           |   |            |       |            |   |                |       |                |          |   |              |       |
|          |   |                |       |           |   |            |       |            |   |                |       |                |          |   |              |       |
|          |   |                |       |           |   |            |       |            |   |                |       |                |          |   |              |       |
|          |   |                |       |           |   |            |       |            |   |                |       |                |          |   |              |       |
|          |   |                |       |           |   |            |       |            |   |                |       |                |          |   |              |       |
|          |   |                |       |           |   |            |       |            |   |                |       |                |          |   |              |       |
|          |   |                |       |           |   |            |       |            |   |                |       |                |          |   |              |       |
|          |   |                |       |           |   |            |       |            |   |                |       |                |          |   |              |       |
|          |   |                |       |           |   |            |       |            |   |                |       |                |          |   |              |       |
|          |   |                |       |           |   |            |       |            |   |                |       |                |          |   |              |       |
|          |   |                |       |           |   |            |       |            |   |                |       |                |          |   |              |       |
|          |   |                |       |           |   |            |       |            |   |                |       |                |          |   |              |       |
|          |   |                |       |           |   |            |       |            |   |                |       |                |          |   |              |       |
|          |   |                |       |           |   |            |       |            |   |                |       |                |          |   |              |       |
|          |   |                |       |           |   |            |       |            |   |                |       |                |          |   |              |       |
|          |   |                |       |           |   |            |       |            |   |                |       |                |          |   |              |       |
|          |   |                |       |           |   |            |       |            |   |                |       |                |          |   |              |       |
|          |   |                |       |           |   |            |       |            |   |                |       |                |          |   |              |       |
|          |   |                |       |           |   |            |       |            |   |                |       |                |          |   |              |       |
|          |   |                |       |           |   |            |       |            |   |                |       |                |          |   |              |       |
|          |   |                |       |           |   |            |       |            |   |                |       |                |          |   |              |       |
|          |   |                |       |           |   |            |       |            |   |                |       |                |          |   |              |       |
|          |   |                |       |           |   |            |       |            |   |                |       |                |          |   |              |       |
|          |   |                |       |           |   |            |       |            |   |                |       |                |          |   |              |       |
|          |   |                |       |           |   |            |       |            |   |                |       |                |          |   |              |       |
|          |   |                |       |           |   |            |       |            |   |                |       |                |          |   |              |       |
|          |   |                |       |           |   |            |       |            |   |                |       |                |          |   |              |       |
|          |   |                |       |           |   |            |       |            |   |                |       |                |          |   |              |       |
|          |   |                |       |           |   |            |       |            |   |                |       |                |          |   |              |       |
|          |   |                |       |           |   |            |       |            |   |                |       |                |          |   |              |       |
|          |   |                |       |           |   |            |       |            |   |                |       |                |          |   |              |       |
|          |   |                |       |           |   |            |       |            |   |                |       |                |          |   |              |       |
|          |   |                |       |           |   |            |       |            |   |                |       |                |          |   |              |       |
|          |   |                |       |           |   |            |       |            |   |                |       |                |          |   |              |       |
|          |   |                |       |           |   |            |       |            |   |                |       |                |          |   |              |       |
|          |   |                |       |           |   |            |       |            |   |                |       |                |          |   |              |       |
|          |   |                |       |           |   |            |       |            |   |                |       |                |          |   |              |       |
|          |   |                |       |           |   |            |       |            |   |                |       |                |          |   |              |       |
|          |   |                |       |           |   |            |       |            |   |                |       |                |          |   |              |       |
|          |   |                |       |           |   |            |       |            |   |                |       |                |          |   |              |       |
|          |   |                |       |           |   |            |       |            |   |                |       |                |          |   |              |       |
|          |   |                |       |           |   |            |       |            |   |                |       |                |          |   |              |       |
|          |   |                |       |           |   |            |       |            |   |                |       |                |          |   |              |       |
|          |   |                |       |           |   |            |       |            |   |                |       |                |          |   |              |       |
|          |   |                |       |           |   |            |       |            |   |                |       |                |          |   |              |       |
|          |   |                |       |           |   |            |       |            |   |                |       |                |          |   |              |       |
|          |   |                |       |           |   |            |       |            |   |                |       |                |          |   |              |       |
|          |   |                |       |           |   |            |       |            |   |                |       |                |          |   |              |       |
|          |   |                |       |           |   |            |       |            |   |                |       |                |          |   |              |       |
|          |   |                |       |           |   |            |       |            |   |                |       |                |          |   |              |       |
|          |   |                |       |           |   |            |       |            |   |                |       |                |          |   |              |       |
|          |   |                |       |           |   |            |       |            |   |                |       |                |          |   |              |       |
|          |   |                |       |           |   |            |       |            |   |                |       |                |          |   |              |       |
|          |   |                |       |           |   |            |       |            |   |                |       |                |          |   |              |       |
|          |   |                |       |           |   |            |       |            |   |                |       |                |          |   |              |       |
|          |   |                |       |           |   |            |       |            |   |                |       |                |          |   |              |       |
|          |   |                |       |           |   |            |       |            |   |                |       |                |          |   |              |       |
|          |   |                |       |           |   |            |       |            |   |                |       |                |          |   |              |       |
|          |   |                |       |           |   |            |       |            |   |                |       |                |          |   |              |       |
|          |   |                |       |           |   |            |       |            |   |                |       |                |          |   |              |       |
|          |   |                |       |           |   |            |       |            |   |                |       |                |          |   |              |       |
|          |   |                |       |           |   |            |       |            |   |                |       |                |          |   |              |       |
|          |   |                |       |           |   |            |       |            |   |                |       |                |          |   |              |       |
|          |   |                |       |           |   |            |       |            |   |                |       |                |          |   |              |       |
|          |   |                |       |           |   |            |       |            |   |                |       |                |          |   |              |       |
|          |   |                |       |           |   |            |       |            |   |                |       |                |          |   |              |       |
|          |   |                |       |           |   |            |       |            |   |                |       |                |          |   |              |       |
|          |   |                |       |           |   |            |       |            |   |                |       |                |          |   |              |       |
|          |   |                |       |           |   |            |       |            |   |                |       |                |          |   |              |       |
|          |   |                |       |           |   |            |       |            |   |                |       |                |          |   |              |       |
|          |   |                |       |           |   |            |       |            |   |                |       |                |          |   |              |       |
|          |   |                |       |           |   |            |       |            |   |                |       |                |          |   |              |       |
|          |   |                |       |           |   |            |       |            |   |                |       |                |          |   |              |       |
|          |   |                |       |           |   |            |       |            |   |                |       |                |          |   |              |       |
|          |   |                |       |           |   |            |       |            |   |                |       |                |          |   |              |       |
|          |   |                |       |           |   |            |       |            |   |                |       |                |          |   |              |       |
|          |   |                |       |           |   |            |       |            |   |                |       |                |          |   |              |       |
|          |   |                |       |           |   |            |       |            |   |                |       |                |          |   |              |       |
|          |   |                |       |           |   |            |       |            |   |                |       |                |          |   |              |       |
|          |   |                |       |           |   |            |       |            |   |                |       |                |          |   |              |       |
|          |   |                |       |           |   |            |       |            |   |                |       |                |          |   |              |       |
|          |   |                |       |           |   |            |       |            |   |                |       |                |          |   |              |       |
|          |   |                |       |           |   |            |       |            |   |                |       |                |          |   |              |       |
|          |   |                |       |           |   |            |       |            |   |                |       |                |          |   |              |       |
|          |   |                |       |           |   |            |       |            |   |                |       |                |          |   |              |       |
|          |   |                |       |           |   |            |       |            |   |                |       |                |          |   |              |       |
|          |   |                |       |           |   |            |       |            |   |                |       |                |          |   |              |       |
|          |   |                |       |           |   |            |       |            |   |                |       |                |          |   |              |       |
|          |   |                |       |           |   |            |       |            |   |                |       |                |          |   |              |       |
|          |   |                |       |           |   |            |       |            |   |                |       |                |          |   |              |       |
|          |   |                |       |           |   |            |       |            |   |                |       |                |          |   |              |       |
|          |   |                |       |           |   |            |       |            |   |                |       |                |          |   |              |       |
|          |   |                |       |           |   |            |       |            |   |                |       |                |          |   |              |       |
|          |   |                |       |           |   |            |       |            |   |                |       |                |          |   |              |       |
|          |   |                |       |           |   |            |       |            |   |                |       |                |          |   |              |       |
|          |   |                |       |           |   |            |       |            |   |                |       |                |          |   |              |       |
|          |   |                |       |           |   |            |       |            |   |                |       |                |          |   |              |       |
|          |   |                |       |           |   |            |       |            |   |                |       |                |          |   |              |       |
|          |   |                |       |           |   |            |       |            |   |                |       |                |          |   |              |       |
|          |   |                |       |           |   |            |       |            |   |                |       |                |          |   |              |       |
|          |   |                |       |           |   |            |       |            |   |                |       |                |          |   |              |       |
|          |   |                |       |           |   |            |       |            |   |                |       |                |          |   |              |       |
|          |   |                |       |           |   |            |       |            |   |                |       |                |          |   |              |       |
|          |   |                |       |           |   |            |       |            |   |                |       |                |          |   |              |       |
|          |   |                |       |           |   |            |       |            |   |                |       |                |          |   |              |       |
|          |   |                |       |           |   |            |       |            |   |                |       |                |          |   |              |       |
|          |   |                |       |           |   |            |       |            |   |                |       |                |          |   |              |       |
|          |   |                |       |           |   |            |       |            |   |                |       |                |          |   |              |       |
|          |   |                |       |           |   |            |       |            |   |                |       |                |          |   |              |       |
|          |   |                |       |           |   |            |       |            |   |                |       |                |          |   |              |       |
|          |   |                |       |           |   |            |       |            |   |                |       |                |          |   |              |       |
|          |   |                |       |           |   |            |       |            |   |                |       |                |          |   |              |       |
|          |   |                |       |           |   |            |       |            |   |                |       |                |          |   |              |       |
|          |   |                |       |           |   |            |       |            |   |                |       |                |          |   |              |       |
|          |   |                |       |           |   |            |       |            |   |                |       |                |          |   |              |       |
|          |   |                |       |           |   |            |       |            |   |                |       |                |          |   |              |       |
|          |   |                |       |           |   |            |       |            |   |                |       |                |          |   |              |       |
|          |   |                |       |           |   |            |       |            |   |                |       |                |          |   |              |       |
|          |   |                |       |           |   |            |       |            |   |                |       |                |          |   |              |       |
|          |   |                |       |           |   |            |       |            |   |                |       |                |          |   |              |       |
|          |   |                |       |           |   |            |       |            |   |                |       |                |          |   |              |       |
|          |   |                |       |           |   |            |       |            |   |                |       |                |          |   |              |       |
|          |   |                |       |           |   |            |       |            |   |                |       |                |          |   |              |       |
|          |   |                |       |           |   |            |       |            |   |                |       |                |          |   |              |       |
|          |   |                |       |           |   |            |       |            |   |                |       |                |          |   |              |       |
|          |   |                |       |           |   |            |       |            |   |                |       |                |          |   |              |       |
|          |   |                |       |           |   |            |       |            |   |                |       |                |          |   |              |       |
|          |   |                |       |           |   |            |       |            |   |                |       |                |          |   |              |       |
|          |   |                |       |           |   |            |       |            |   |                |       |                |          |   |              |       |
|          |   |                |       |           |   |            |       |            |   |                |       |                |          |   |              |       |
|          |   |                |       |           |   |            |       |            |   |                |       |                |          |   |              |       |
|          |   |                |       |           |   |            |       |            |   |                |       |                |          |   |              |       |
|          |   |                |       |           |   |            |       |            |   |                |       |                |          |   |              |       |
|          |   |                |       |           |   |            |       |            |   |                |       |                |          |   |              |       |
|          |   |                |       |           |   |            |       |            |   |                |       |                |          |   |              |       |
|          |   |                |       |           |   |            |       |            |   |                |       |                |          |   |              |       |
|          |   |                |       |           |   |            |       |            |   |                |       |                |          |   |              |       |
|          |   |                |       |           |   |            |       |            |   |                |       |                |          |   |              |       |
|          |   |                |       |           |   |            |       |            |   |                |       |                |          |   |              |       |
|          |   |                |       |           |   |            |       |            |   |                |       |                |          |   |              |       |
|          |   |                |       |           |   |            |       |            |   |                |       |                |          |   |              |       |
|          |   |                |       |           |   |            |       |            |   |                |       |                |          |   |              |       |
|          |   |                |       |           |   |            |       |            |   |                |       |                |          |   |              |       |
|          |   |                |       |           |   |            |       |            |   |                |       |                |          |   |              |       |
|          |   |                |       |           |   |            |       |            |   |                |       |                |          |   |              |       |
|          |   |                |       |           |   |            |       |            |   |                |       |                |          |   |              |       |
|          |   |                |       |           |   |            |       |            |   |                |       |                |          |   |              |       |
|          |   |                |       |           |   |            |       |            |   |                |       |                |          |   |              |       |
|          |   |                |       |           |   |            |       |            |   |                |       |                |          |   |              |       |
|          |   |                |       |           |   |            |       |            |   |                |       |                |          |   |              |       |
|          |   |                |       |           |   |            |       |            |   |                |       |                |          |   |              |       |
|          |   |                |       |           |   |            |       |            |   |                |       |                |          |   |              |       |
|          |   |                |       |           |   |            |       |            |   |                |       |                |          |   |              |       |
|          |   |                |       |           |   |            |       |            |   |                |       |                |          |   |              |       |
|          |   |                |       |           |   |            |       |            |   |                |       |                |          |   |              |       |
|          |   |                |       |           |   |            |       |            |   |                |       |                |          |   |              |       |
|          |   |                |       |           |   |            |       |            |   |                |       |                |          |   |              |       |
|          |   |                |       |           |   |            |       |            |   |                |       |                |          |   |              |       |
|          |   |                |       |           |   |            |       |            |   |                |       |                |          |   |              |       |
|          |   |                |       |           |   |            |       |            |   |                |       |                |          |   |              |       |
|          |   |                |       |           |   |            |       |            |   |                |       |                |          |   |              |       |
|          |   |                |       |           |   |            |       |            |   |                |       |                |          |   |              |       |
|          |   |                |       |           |   |            |       |            |   |                |       |                |          |   |              |       |
|          |   |                |       |           |   |            |       |            |   |                |       |                |          |   |              |       |
|          |   |                |       |           |   |            |       |            |   |                |       |                |          |   |              |       |
|          |   |                |       |           |   |            |       |            |   |                |       |                |          |   |              |       |
|          |   |                |       |           |   |            |       |            |   |                |       |                |          |   |              |       |
|          |   |                |       |           |   |            |       |            |   |                |       |                |          |   |              |       |
|          |   |                |       |           |   |            |       |            |   |                |       |                |          |   |              |       |
|          |   |                |       |           |   |            |       |            |   |                |       |                |          |   |              |       |
|          |   |                |       |           |   |            |       |            |   |                |       |                |          |   |              |       |
|          |   |                |       |           |   |            |       |            |   |                |       |                |          |   |              |       |
|          |   |                |       |           |   |            |       |            |   |                |       |                |          |   |              |       |
|          |   |                |       |           |   |            |       |            |   |                |       |                |          |   |              |       |
|          |   |                |       |           |   |            |       |            |   |                |       |                |          |   |              |       |
|          |   |                |       |           |   |            |       |            |   |                |       |                |          |   |              |       |
|          |   |                |       |           |   |            |       |            |   |                |       |                |          |   |              |       |
|          |   |                |       |           |   |            |       |            |   |                |       |                |          |   |              |       |
|          |   |                |       |           |   |            |       |            |   |                |       |                |          |   |              |       |
|          |   |                |       |           |   |            |       |            |   |                |       |                |          |   |              |       |
|          |   |                |       |           |   |            |       |            |   |                |       |                |          |   |              |       |
|          |   |                |       |           |   |            |       |            |   |                |       |                |          |   |              |       |
|          |   |                |       |           |   |            |       |            |   |                |       |                |          |   |              |       |
|          |   |                |       |           |   |            |       |            |   |                |       |                |          |   |              |       |
|          |   |                |       |           |   |            |       |            |   |                |       |                |          |   |              |       |
|          |   |                |       |           |   |            |       |            |   |                |       |                |          |   |              |       |
|          |   |                |       |           |   |            |       |            |   |                |       |                |          |   |              |       |
|          |   |                |       |           |   |            |       |            |   |                |       |                |          |   |              |       |
|          |   |                |       |           |   |            |       |            |   |                |       |                |          |   |              |       |
|          |   |                |       |           |   |            |       |            |   |                |       |                |          |   |              |       |
|          |   |                |       |           |   |            |       |            |   |                |       |                |          |   |              |       |
|          |   |                |       |           |   |            |       |            |   |                |       |                |          |   |              |       |
|          |   |                |       |           |   |            |       |            |   |                |       |                |          |   |              |       |
|          |   |                |       |           |   |            |       |            |   |                |       |                |          |   |              |       |
|          |   |                |       |           |   |            |       |            |   |                |       |                |          |   |              |       |
|          |   |                |       |           |   |            |       |            |   |                |       |                |          |   |              |       |
|          |   |                |       |           |   |            |       |            |   |                |       |                |          |   |              |       |
|          |   |                |       |           |   |            |       |            |   |                |       |                |          |   |              |       |
|          |   |                |       |           |   |            |       |            |   |                |       |                |          |   |              |       |
|          |   |                |       |           |   |            |       |            |   |                |       |                |          |   |              |       |
|          |   |                |       |           |   |            |       |            |   |                |       |                |          |   |              |       |
|          |   |                |       |           |   |            |       |            |   |                |       |                |          |   |              |       |
|          |   |                |       |           |   |            |       |            |   |                |       |                |          |   |              |       |
|          |   |                |       |           |   |            |       |            |   |                |       |                |          |   |              |       |
|          |   |                |       |           |   |            |       |            |   |                |       |                |          |   |              |       |
|          |   |                |       |           |   |            |       |            |   |                |       |                |          |   |              |       |
|          |   |                |       |           |   |            |       |            |   |                |       |                |          |   |              |       |
|          |   |                |       |           |   |            |       |            |   |                |       |                |          |   |              |       |
|          |   |                |       |           |   |            |       |            |   |                |       |                |          |   |              |       |
|          |   |                |       |           |   |            |       |            |   |                |       |                |          |   |              |       |
|          |   |                |       |           |   |            |       |            |   |                |       |                |          |   |              |       |
|          |   |                |       |           |   |            |       |            |   |                |       |                |          |   |              |       |
|          |   |                |       |           |   |            |       |            |   |                |       |                |          |   |              |       |
|          |   |                |       |           |   |            |       |            |   |                |       |                |          |   |              |       |
|          |   |                |       |           |   |            |       |            |   |                |       |                |          |   |              |       |
|          |   |                |       |           |   |            |       |            |   |                |       |                |          |   |              |       |
|          |   |                |       |           |   |            |       |            |   |                |       |                |          |   |              |       |
|          |   |                |       |           |   |            |       |            |   |                |       |                |          |   |              |       |
|          |   |                |       |           |   |            |       |            |   |                |       |                |          |   |              |       |
|          |   |                |       |           |   |            |       |            |   |                |       |                |          |   |              |       |
|          |   |                |       |           |   |            |       |            |   |                |       |                |          |   |              |       |
|          |   |                |       |           |   |            |       |            |   |                |       |                |          |   |              |       |
|          |   |                |       |           |   |            |       |            |   |                |       |                |          |   |              |       |
|          |   |                |       |           |   |            |       |            |   |                |       |                |          |   |              |       |
|          |   |                |       |           |   |            |       |            |   |                |       |                |          |   |              |       |
|          |   |                |       |           |   |            |       |            |   |                |       |                |          |   |              |       |
|          |   |                |       |           |   |            |       |            |   |                |       |                |          |   |              |       |
|          |   |                |       |           |   |            |       |            |   |                |       |                |          |   |              |       |
|          |   |                |       |           |   |            |       |            |   |                |       |                |          |   |              |       |
|          |   |                |       |           |   |            |       |            |   |                |       |                |          |   |              |       |
|          |   |                |       |           |   |            |       |            |   |                |       |                |          |   |              |       |
|          |   |                |       |           |   |            |       |            |   |                |       |                |          |   |              |       |
|          |   |                |       |           |   |            |       |            |   |                |       |                |          |   |              |       |
|          |   |                |       |           |   |            |       |            |   |                |       |                |          |   |              |       |
|          |   |                |       |           |   |            |       |            |   |                |       |                |          |   |              |       |
|          |   |                |       |           |   |            |       |            |   |                |       |                |          |   |              |       |
|          |   |                |       |           |   |            |       |            |   |                |       |                |          |   |              |       |
|          |   |                |       |           |   |            |       |            |   |                |       |                |          |   |              |       |
|          |   |                |       |           |   |            |       |            |   |                |       |                |          |   |              |       |
|          |   |                |       |           |   |            |       |            |   |                |       |                |          |   |              |       |
|          |   |                |       |           |   |            |       |            |   |                |       |                |          |   |              |       |
|          |   |                |       |           |   |            |       |            |   |                |       |                |          |   |              |       |
|          |   |                |       |           |   |            |       |            |   |                |       |                |          |   |              |       |
|          |   |                |       |           |   |            |       |            |   |                |       |                |          |   |              |       |
|          |   |                |       |           |   |            |       |            |   |                |       |                |          |   |              |       |
|          |   |                |       |           |   |            |       |            |   |                |       |                |          |   |              |       |
|          |   |                |       |           |   |            |       |            |   |                |       |                |          |   |              |       |
|          |   |                |       |           |   |            |       |            |   |                |       |                |          |   |              |       |
|          |   |                |       |           |   |            |       |            |   |                |       |                |          |   |              |       |
|          |   |                |       |           |   |            |       |            |   |                |       |                |          |   |              |       |
|          |   |                |       |           |   |            |       |            |   |                |       |                |          |   |              |       |
|          |   |                |       |           |   |            |       |            |   |                |       |                |          |   |              |       |
|          |   |                |       |           |   |            |       |            |   |                |       |                |          |   |              |       |
|          |   |                |       |           |   |            |       |            |   |                |       |                |          |   |              |       |
|          |   |                |       |           |   |            |       |            |   |                |       |                |          |   |              |       |
|          |   |                |       |           |   |            |       |            |   |                |       |                |          |   |              |       |
|          |   |                |       |           |   |            |       |            |   |                |       |                |          |   |              |       |
|          |   |                |       |           |   |            |       |            |   |                |       |                |          |   |              |       |
|          |   |                |       |           |   |            |       |            |   |                |       |                |          |   |              |       |
|          |   |                |       |           |   |            |       |            |   |                |       |                |          |   |              |       |
|          |   |                |       |           |   |            |       |            |   |                |       |                |          |   |              |       |
|          |   |                |       |           |   |            |       |            |   |                |       |                |          |   |              |       |
|          |   |                |       |           |   |            |       |            |   |                |       |                |          |   |              |       |
|          |   |                |       |           |   |            |       |            |   |                |       |                |          |   |              |       |
|          |   |                |       |           |   |            |       |            |   |                |       |                |          |   |              |       |
|          |   |                |       |           |   |            |       |            |   |                |       |                |          |   |              |       |
|          |   |                |       |           |   |            |       |            |   |                |       |                |          |   |              |       |
|          |   |                |       |           |   |            |       |            |   |                |       |                |          |   |              |       |
|          |   |                |       |           |   |            |       |            |   |                |       |                |          |   |              |       |
|          |   |                |       |           |   |            |       |            |   |                |       |                |          |   |              |       |
|          |   |                |       |           |   |            |       |            |   |                |       |                |          |   |              |       |
|          |   |                |       |           |   |            |       |            |   |                |       |                |          |   |              |       |
|          |   |                |       |           |   |            |       |            |   |                |       |                |          |   |              |       |
|          |   |                |       |           |   |            |       |            |   |                |       |                |          |   |              |       |
|          |   |                |       |           |   |            |       |            |   |                |       |                |          |   |              |       |
|          |   |                |       |           |   |            |       |            |   |                |       |                |          |   |              |       |
|          |   |                |       |           |   |            |       |            |   |                |       |                |          |   |              |       |
|          |   |                |       |           |   |            |       |            |   |                |       |                |          |   |              |       |
|          |   |                |       |           |   |            |       |            |   |                |       |                |          |   |              |       |
|          |   |                |       |           |   |            |       |            |   |                |       |                |          |   |              |       |
|          |   |                |       |           |   |            |       |            |   |                |       |                |          |   |              |       |
|          |   |                |       |           |   |            |       |            |   |                |       |                |          |   |              |       |
|          |   |                |       |           |   |            |       |            |   |                |       |                |          |   |              |       |
|          |   |                |       |           |   |            |       |            |   |                |       |                |          |   |              |       |
|          |   |                |       |           |   |            |       |            |   |                |       |                |          |   |              |       |
|          |   |                |       |           |   |            |       |            |   |                |       |                |          |   |              |       |
|          |   |                |       |           |   |            |       |            |   |                |       |                |          |   |              |       |
|          |   |                |       |           |   |            |       |            |   |                |       |                |          |   |              |       |
|          |   |                |       |           |   |            |       |            |   |                |       |                |          |   |              |       |
|          |   |                |       |           |   |            |       |            |   |                |       |                |          |   |              |       |
|          |   |                |       |           |   |            |       |            |   |                |       |                |          |   |              |       |
|          |   |                |       |           |   |            |       |            |   |                |       |                |          |   |              |       |
|          |   |                |       |           |   |            |       |            |   |                |       |                |          |   |              |       |
|          |   |                |       |           |   |            |       |            |   |                |       |                |          |   |              |       |
|          |   |                |       |           |   |            |       |            |   |                |       |                |          |   |              |       |
|          |   |                |       |           |   |            |       |            |   |                |       |                |          |   |              |       |
|          |   |                |       |           |   |            |       |            |   |                |       |                |          |   |              |       |
|          |   |                |       |           |   |            |       |            |   |                |       |                |          |   |              |       |
|          |   |                |       |           |   |            |       |            |   |                |       |                |          |   |              |       |
|          |   |                |       |           |   |            |       |            |   |                |       |                |          |   |              |       |
|          |   |                |       |           |   |            |       |            |   |                |       |                |          |   |              |       |
|          |   |                |       |           |   |            |       |            |   |                |       |                |          |   |              |       |
|          |   |                |       |           |   |            |       |            |   |                |       |                |          |   |              |       |
|          |   |                |       |           |   |            |       |            |   |                |       |                |          |   |              |       |
|          |   |                |       |           |   |            |       |            |   |                |       |                |          |   |              |       |
|          |   |                |       |           |   |            |       |            |   |                |       |                |          |   |              |       |
|          |   |                |       |           |   |            |       |            |   |                |       |                |          |   |              |       |
|          |   |                |       |           |   |            |       |            |   |                |       |                |          |   |              |       |
|          |   |                |       |           |   |            |       |            |   |                |       |                |          |   |              |       |
|          |   |                |       |           |   |            |       |            |   |                |       |                |          |   |              |       |
|          |   |                |       |           |   |            |       |            |   |                |       |                |          |   |              |       |
|          |   |                |       |           |   |            |       |            |   |                |       |                |          |   |              |       |
|          |   |                |       |           |   |            |       |            |   |                |       |                |          |   |              |       |
|          |   |                |       |           |   |            |       |            |   |                |       |                |          |   |              |       |
|          |   |                |       |           |   |            |       |            |   |                |       |                |          |   |              |       |
|          |   |                |       |           |   |            |       |            |   |                |       |                |          |   |              |       |
|          |   |                |       |           |   |            |       |            |   |                |       |                |          |   |              |       |
|          |   |                |       |           |   |            |       |            |   |                |       |                |          |   |              |       |
|          |   |                |       |           |   |            |       |            |   |                |       |                |          |   |              |       |
|          |   |                |       |           |   |            |       |            |   |                |       |                |          |   |              |       |
|          |   |                |       |           |   |            |       |            |   |                |       |                |          |   |              |       |
|          |   |                |       |           |   |            |       |            |   |                |       |                |          |   |              |       |
|          |   |                |       |           |   |            |       |            |   |                |       |                |          |   |              |       |
|          |   |                |       |           |   |            |       |            |   |                |       |                |          |   |              |       |
|          |   |                |       |           |   |            |       |            |   |                |       |                |          |   |              |       |
|          |   |                |       |           |   |            |       |            |   |                |       |                |          |   |              |       |
|          |   |                |       |           |   |            |       |            |   |                |       |                |          |   |              |       |
|          |   |                |       |           |   |            |       |            |   |                |       |                |          |   |              |       |
|          |   |                |       |           |   |            |       |            |   |                |       |                |          |   |              |       |
|          |   |                |       |           |   |            |       |            |   |                |       |                |          |   |              |       |
|          |   |                |       |           |   |            |       |            |   |                |       |                |          |   |              |       |
|          |   |                |       |           |   |            |       |            |   |                |       |                |          |   |              |       |
|          |   |                |       |           |   |            |       |            |   |                |       |                |          |   |              |       |
|          |   |                |       |           |   |            |       |            |   |                |       |                |          |   |              |       |
|          |   |                |       |           |   |            |       |            |   |                |       |                |          |   |              |       |
|          |   |                |       |           |   |            |       |            |   |                |       |                |          |   |              |       |
|          |   |                |       |           |   |            |       |            |   |                |       |                |          |   |              |       |
|          |   |                |       |           |   |            |       |            |   |                |       |                |          |   |              |       |
|          |   |                |       |           |   |            |       |            |   |                |       |                |          |   |              |       |
|          |   |                |       |           |   |            |       |            |   |                |       |                |          |   |              |       |
|          |   |                |       |           |   |            |       |            |   |                |       |                |          |   |              |       |
|          |   |                |       |           |   |            |       |            |   |                |       |                |          |   |              |       |
|          |   |                |       |           |   |            |       |            |   |                |       |                |          |   |              |       |
|          |   |                |       |           |   |            |       |            |   |                |       |                |          |   |              |       |
|          |   |                |       |           |   |            |       |            |   |                |       |                |          |   |              |       |
|          |   |                |       |           |   |            |       |            |   |                |       |                |          |   |              |       |
|          |   |                |       |           |   |            |       |            |   |                |       |                |          |   |              |       |
|          |   |                |       |           |   |            |       |            |   |                |       |                |          |   |              |       |
|          |   |                |       |           |   |            |       |            |   |                |       |                |          |   |              |       |
|          |   |                |       |           |   |            |       |            |   |                |       |                |          |   |              |       |
|          |   |                |       |           |   |            |       |            |   |                |       |                |          |   |              |       |
|          |   |                |       |           |   |            |       |            |   |                |       |                |          |   |              |       |
|          |   |                |       |           |   |            |       |            |   |                |       |                |          |   |              |       |
|          |   |                |       |           |   |            |       |            |   |                |       |                |          |   |              |       |
|          |   |                |       |           |   |            |       |            |   |                |       |                |          |   |              |       |
|          |   |                |       |           |   |            |       |            |   |                |       |                |          |   |              |       |
|          |   |                |       |           |   |            |       |            |   |                |       |                |          |   |              |       |
|          |   |                |       |           |   |            |       |            |   |                |       |                |          |   |              |       |
|          |   |                |       |           |   |            |       |            |   |                |       |                |          |   |              |       |
|          |   |                |       |           |   |            |       |            |   |                |       |                |          |   |              |       |
|          |   |                |       |           |   |            |       |            |   |                |       |                |          |   |              |       |
|          |   |                |       |           |   |            |       |            |   |                |       |                |          |   |              |       |
| </       |   |                |       |           |   |            |       |            |   |                |       |                |          |   |              |       |



|                   |          |           |                |            |             |               |      |      |       |           |
|-------------------|----------|-----------|----------------|------------|-------------|---------------|------|------|-------|-----------|
| Average RPI Win:  | 296      | WON-LOST  | WINNING        | LAST 10    | STRENGTH OF | OPP. STRENGTH | TEAM | ADJ. | CONF. | ADJ CONF. |
| Average RPI Loss: | 176      | RECORD    | PCT. RANK      | GAMES      | SCHEDULE    | OF SCHEDULE   | RPI  | RPI  | RPI   | RPI       |
| DIV. I ONLY       | 8- 12    | 231       | 4- 6           | 303        | 319         | 272           | 272  | 29   | 29    |           |
| DIV. I NON-CONF.  | 4- 7     | 226       | 1- 2           | 269        | 292         | 265           | 265  | 29   | 29    |           |
| -----             |          |           |                |            |             |               |      |      |       |           |
| TOTALS            | RPI 1-25 | RPI 26-50 | W-L RECORDS    | RPI 51-100 | RPI 101-999 | RPI 201+      |      |      |       |           |
| 8- 12             | 0- 0     | 0- 1      | OVERALL        | 0- 1       | 8- 10       | 7- 5          |      |      |       |           |
| 5- 5              | 0- 0     | 0- 1      | HOME           | 0- 1       | 5- 3        | 4- 3          |      |      |       |           |
| 3- 7              | 0- 0     | 0- 0      | AWAY           | 0- 0       | 3- 0        | 3- 0          |      |      |       |           |
| 0- 0              | 0- 0     | 0- 0      | NEUTRAL        | 0- 0       | 0- 0        | 0- 0          |      |      |       |           |
| 4- 7              | 0- 0     | 0- 1      | NON-CONFERENCE | 0- 1       | 4- 5        | 3- 2          |      |      |       |           |
| 2- 3              | 0- 0     | 0- 1      | HOME           | 0- 1       | 2- 1        | 1- 1          |      |      |       |           |
| 2- 4              | 0- 0     | 0- 0      | AWAY           | 0- 0       | 2- 4        | 2- 1          |      |      |       |           |
| 0- 0              | 0- 0     | 0- 0      | NEUTRAL        | 0- 0       | 0- 0        | 0- 0          |      |      |       |           |
| 4- 5              | 0- 0     | 0- 0      | CONFERENCE     | 0- 0       | 4- 5        | 4- 3          |      |      |       |           |
| 3- 2              | 0- 0     | 0- 0      | HOME           | 0- 0       | 3- 2        | 3- 2          |      |      |       |           |
| 1- 3              | 0- 0     | 0- 0      | AWAY           | 0- 0       | 1- 3        | 1- 1          |      |      |       |           |
| 0- 0              | 0- 0     | 0- 0      | NEUTRAL        | 0- 0       | 0- 0        | 0- 0          |      |      |       |           |

| RPI 1-25                  |   |          |       | RPI 26-50 |   |                     |       | RPI 51-100 |   |          |       | RPI 101+ Team's RPI: 272 |   |                      |        |
|---------------------------|---|----------|-------|-----------|---|---------------------|-------|------------|---|----------|-------|--------------------------|---|----------------------|--------|
| RPI                       | S | Opponent | Score | RPI       | S | Opponent            | Score | RPI        | S | Opponent | Score | RPI                      | S | Opponent             | Score  |
|                           |   |          |       | 32        | H | Michigan            | 49 86 |            |   |          |       | 83                       | H | Navy                 | 47 79  |
|                           |   |          |       |           |   |                     |       |            |   |          |       | 107                      | A | George Mason         | 70 73  |
|                           |   |          |       |           |   |                     |       |            |   |          |       | 117                      | A | Yale                 | 51 62  |
|                           |   |          |       |           |   |                     |       |            |   |          |       | 145                      | A | Saint Francis (PA)   | 71 101 |
|                           |   |          |       |           |   |                     |       |            |   |          |       | 158                      | A | Robert Morris        | 53 60  |
|                           |   |          |       |           |   |                     |       |            |   |          |       | 170                      | H | Lehigh               | 72 69  |
|                           |   |          |       |           |   |                     |       |            |   |          |       | 188                      | A | Army West Point      | 37 71  |
|                           |   |          |       |           |   |                     |       |            |   |          |       | 237                      | A | Lafayette            | 53 69  |
|                           |   |          |       |           |   |                     |       |            |   |          |       | 244                      | H | Manhattan            | 38 72  |
|                           |   |          |       |           |   |                     |       |            |   |          |       | 260                      | H | Sacred Heart         | 46 50  |
|                           |   |          |       |           |   |                     |       |            |   |          |       | 261                      | H | Mt. St. Mary's       | 53 48  |
|                           |   |          |       |           |   |                     |       |            |   |          |       | 265                      | H | Fairleigh Dickinson  | 49 61  |
|                           |   |          |       |           |   |                     |       |            |   |          |       | 274                      | A | Bryant               | 56 75  |
|                           |   |          |       |           |   |                     |       |            |   |          |       | 279                      | H | St. Francis Brooklyn | 61 59  |
|                           |   |          |       |           |   |                     |       |            |   |          |       | 311                      | A | Central Conn. St.    | 61 54  |
|                           |   |          |       |           |   |                     |       |            |   |          |       | 326                      | H | Wagner               | 74 69  |
|                           |   |          |       |           |   |                     |       |            |   |          |       | 332                      | A | UMBC                 | 66 52  |
|                           |   |          |       |           |   |                     |       |            |   |          |       | 343                      | H | Saint Peter's        | 57 46  |
|                           |   |          |       |           |   |                     |       |            |   |          |       | 344                      | A | NJIT                 | 67 49  |
| LAST 12 Division I GAMES: |   |          |       |           |   |                     |       |            |   |          |       |                          |   |                      |        |
|                           |   |          |       | 265       | H | Fairleigh Dickinson | 49 61 |            |   |          |       | 145                      | A | Saint Francis (PA)   | 71 101 |
|                           |   |          |       | 260       | H | Sacred Heart        | 46 50 |            |   |          |       | 158                      | A | Robert Morris        | 53 60  |
|                           |   |          |       | 311       | A | Central Conn. St.   | 61 54 |            |   |          |       | 279                      | H | St. Francis Brooklyn | 61 59  |
|                           |   |          |       | 274       | A | Bryant              | 56 75 |            |   |          |       | 83                       | H | Navy                 | 47 79  |
|                           |   |          |       | 261       | H | Mt. St. Mary's      | 53 48 |            |   |          |       | 244                      | H | Manhattan            | 38 72  |
|                           |   |          |       | 326       | H | Wagner              | 74 69 |            |   |          |       | 170                      | H | Lehigh               | 72 69  |

Non-Div I Games:

LIU Brooklyn



| Average RPI      | Win:     | 144   | WON-LOST RECORD | WINNING PCT. RANK | LAST 10 GAMES  | STRENGTH OF SCHEDULE | OPP. STRENGTH OF SCHEDULE | TEAM RPI    | ADJ. RPI | CONF. RPI | ADJ CONF. RPI |
|------------------|----------|-------|-----------------|-------------------|----------------|----------------------|---------------------------|-------------|----------|-----------|---------------|
| Average RPI      | Loss:    | 30    |                 |                   |                |                      |                           |             |          |           |               |
| DIV. I ONLY      |          | 14- 6 |                 | 69                | 7- 3           | 36                   | 16                        | 27          | 27       | 2         | 2             |
| DIV. I NON-CONF. |          | 8- 3  |                 | 65                | 3- 0           | 177                  | 58                        | 59          | 59       | 2         | 2             |
| -----            |          |       |                 |                   |                |                      |                           |             |          |           |               |
| TOTALS           | RPI 1-25 |       | RPI 26-50       |                   | W-L RECORDS    | RPI 51-100           |                           | RPI 101-999 |          | RPI 201+  |               |
| 14- 6            | 3- 3     |       | 0- 2            |                   | OVERALL        | 2- 1                 |                           | 9- 0        |          | 4- 0      |               |
| 8- 1             | 2- 1     |       | 0- 0            |                   | HOME           | 0- 0                 |                           | 6- 0        |          | 3- 0      |               |
| 5- 4             | 1- 1     |       | 0- 2            |                   | AWAY           | 1- 1                 |                           | 3- 0        |          | 1- 0      |               |
| 1- 1             | 0- 1     |       | 0- 0            |                   | NEUTRAL        | 1- 0                 |                           | 0- 0        |          | 0- 0      |               |
| 8- 3             | 0- 1     |       | 0- 2            |                   | NON-CONFERENCE | 2- 0                 |                           | 6- 0        |          | 4- 0      |               |
| 4- 0             | 0- 0     |       | 0- 0            |                   | HOME           | 0- 0                 |                           | 4- 0        |          | 3- 0      |               |
| 3- 2             | 0- 0     |       | 0- 2            |                   | AWAY           | 1- 0                 |                           | 2- 0        |          | 1- 0      |               |
| 1- 1             | 0- 1     |       | 0- 0            |                   | NEUTRAL        | 1- 0                 |                           | 0- 0        |          | 0- 0      |               |
| 6- 3             | 3- 2     |       | 0- 0            |                   | CONFERENCE     | 0- 1                 |                           | 3- 0        |          | 0- 0      |               |
| 4- 1             | 2- 1     |       | 0- 0            |                   | HOME           | 0- 0                 |                           | 2- 0        |          | 0- 0      |               |
| 2- 2             | 1- 1     |       | 0- 0            |                   | AWAY           | 0- 1                 |                           | 1- 0        |          | 0- 0      |               |
| 0- 0             | 0- 0     |       | 0- 0            |                   | NEUTRAL        | 0- 0                 |                           | 0- 0        |          | 0- 0      |               |

| RPI                       | S | Opponent        | Score | RPI | S | Opponent        | Score | RPI | S | Opponent    | Score | RPI | S | Opponent         | Score |
|---------------------------|---|-----------------|-------|-----|---|-----------------|-------|-----|---|-------------|-------|-----|---|------------------|-------|
| 3                         | H | Mississippi St. | 70 83 | 29  | A | South Fla.      | 55 61 | 85  | A | Alabama     | 51 65 | 105 | H | Auburn           | 59 56 |
| 9                         | H | Tennessee       | 70 59 | 39  | A | Northern Colo.  | 50 58 | 91  | N | Saint Louis | 71 59 | 118 | H | Vanderbilt       | 85 65 |
| 11                        | N | Texas           | 66 75 |     |   |                 |       | 92  | A | Tulane      | 73 50 | 122 | A | Little Rock      | 56 37 |
| 12                        | A | Texas A&M       | 59 69 |     |   |                 |       |     |   |             |       | 159 | H | Louisiana        | 60 45 |
| 15                        | A | Missouri        | 69 65 |     |   |                 |       |     |   |             |       | 172 | A | Florida          | 66 59 |
| 17                        | H | Georgia         | 71 60 |     |   |                 |       |     |   |             |       | 232 | A | Texas Tech       | 48 40 |
|                           |   |                 |       |     |   |                 |       |     |   |             |       | 268 | H | Nicholls St.     | 65 50 |
|                           |   |                 |       |     |   |                 |       |     |   |             |       | 295 | H | Southeastern La. | 84 56 |
|                           |   |                 |       |     |   |                 |       |     |   |             |       | 327 | H | Sam Houston St.  | 71 58 |
| -----                     |   |                 |       |     |   |                 |       |     |   |             |       |     |   |                  |       |
| LAST 12 Division I GAMES: |   |                 |       |     |   |                 |       |     |   |             |       |     |   |                  |       |
| 17                        | H | Georgia         | 71 60 | 3   | H | Mississippi St. | 70 83 | 15  | A | Missouri    | 69 65 | 118 | H | Vanderbilt       | 85 65 |
| 9                         | H | Tennessee       | 70 59 |     |   |                 |       |     |   |             |       | 327 | H | Sam Houston St.  | 71 58 |
| 12                        | A | Texas A&M       | 59 69 |     |   |                 |       |     |   |             |       | 122 | A | Little Rock      | 56 37 |
| 105                       | H | Auburn          | 59 56 |     |   |                 |       |     |   |             |       | 159 | H | Louisiana        | 60 45 |
| 172                       | A | Florida         | 66 59 |     |   |                 |       |     |   |             |       |     |   |                  |       |
| 85                        | A | Alabama         | 51 65 |     |   |                 |       |     |   |             |       |     |   |                  |       |

Non-Div I Games:

LSU



|                   |          |           |                |            |             |               |      |      |       |           |
|-------------------|----------|-----------|----------------|------------|-------------|---------------|------|------|-------|-----------|
| Average RPI Win:  | 222      | WON-LOST  | WINNING        | LAST 10    | STRENGTH OF | OPP. STRENGTH | TEAM | ADJ. | CONF. | ADJ CONF. |
| Average RPI Loss: | 141      | RECORD    | PCT. RANK      | GAMES      | SCHEDULE    | OF SCHEDULE   | RPI  | RPI  | RPI   | RPI       |
| DIV. I ONLY       | 7- 15    | 270       | 2- 8           | 137        | 165         | 228           | 228  | 13   | 13    |           |
| DIV. I NON-CONF.  | 5- 8     | 220       | 1- 2           | 96         | 196         | 152           | 152  | 10   | 10    |           |
| -----             |          |           |                |            |             |               |      |      |       |           |
| TOTALS            | RPI 1-25 | RPI 26-50 | W-L RECORDS    | RPI 51-100 | RPI 101-999 | RPI 201+      |      |      |       |           |
| 7- 15             | 0- 1     | 0- 2      | OVERALL        | 0- 3       | 7- 9        | 4- 4          |      |      |       |           |
| 3- 6              | 0- 1     | 0- 1      | HOME           | 0- 0       | 3- 4        | 2- 1          |      |      |       |           |
| 3- 9              | 0- 0     | 0- 1      | AWAY           | 0- 3       | 3- 5        | 2- 3          |      |      |       |           |
| 1- 0              | 0- 0     | 0- 0      | NEUTRAL        | 0- 0       | 1- 0        | 0- 0          |      |      |       |           |
| 5- 8              | 0- 1     | 0- 1      | NON-CONFERENCE | 0- 2       | 5- 4        | 2- 2          |      |      |       |           |
| 1- 3              | 0- 1     | 0- 0      | HOME           | 0- 0       | 1- 2        | 0- 1          |      |      |       |           |
| 3- 5              | 0- 0     | 0- 1      | AWAY           | 0- 2       | 3- 2        | 2- 1          |      |      |       |           |
| 1- 0              | 0- 0     | 0- 0      | NEUTRAL        | 0- 0       | 1- 0        | 0- 0          |      |      |       |           |
| 2- 7              | 0- 0     | 0- 1      | CONFERENCE     | 0- 1       | 2- 5        | 2- 2          |      |      |       |           |
| 2- 3              | 0- 0     | 0- 1      | HOME           | 0- 0       | 2- 2        | 2- 0          |      |      |       |           |
| 0- 4              | 0- 0     | 0- 0      | AWAY           | 0- 1       | 0- 3        | 0- 2          |      |      |       |           |
| 0- 0              | 0- 0     | 0- 0      | NEUTRAL        | 0- 0       | 0- 0        | 0- 0          |      |      |       |           |

| RPI 1-25                  |   |                   |       | RPI 26-50 |   |                 |       | RPI 51-100 |   |              |       | RPI 101+ Team's RPI: 228 |   |                   |       |
|---------------------------|---|-------------------|-------|-----------|---|-----------------|-------|------------|---|--------------|-------|--------------------------|---|-------------------|-------|
| RPI                       | S | Opponent          | Score | RPI       | S | Opponent        | Score | RPI        | S | Opponent     | Score | RPI                      | S | Opponent          | Score |
| 22                        | H | Villanova         | 49 76 | 41        | H | Dayton          | 47 76 | 53         | A | Duquesne     | 50 78 | 107                      | H | George Mason      | 56 69 |
|                           |   |                   |       | 47        | A | Drexel          | 54 79 | 70         | A | Harvard      | 61 70 | 113                      | H | Penn              | 66 59 |
|                           |   |                   |       |           |   |                 |       | 71         | A | American     | 48 66 | 114                      | A | George Washington | 45 60 |
|                           |   |                   |       |           |   |                 |       |            |   |              |       | 170                      | A | Lehigh            | 69 61 |
|                           |   |                   |       |           |   |                 |       |            |   |              |       | 176                      | H | Saint Joseph's    | 64 75 |
|                           |   |                   |       |           |   |                 |       |            |   |              |       | 180                      | A | Wisconsin         | 60 71 |
|                           |   |                   |       |           |   |                 |       |            |   |              |       | 181                      | N | New Hampshire     | 59 51 |
|                           |   |                   |       |           |   |                 |       |            |   |              |       | 183                      | H | Temple            | 52 69 |
|                           |   |                   |       |           |   |                 |       |            |   |              |       | 217                      | A | Richmond          | 51 77 |
|                           |   |                   |       |           |   |                 |       |            |   |              |       | 234                      | H | St. Bonaventure   | 66 63 |
|                           |   |                   |       |           |   |                 |       |            |   |              |       | 237                      | A | Lafayette         | 74 47 |
|                           |   |                   |       |           |   |                 |       |            |   |              |       | 238                      | A | North Texas       | 44 70 |
|                           |   |                   |       |           |   |                 |       |            |   |              |       | 264                      | H | Rider             | 55 76 |
|                           |   |                   |       |           |   |                 |       |            |   |              |       | 307                      | H | VCU               | 62 57 |
|                           |   |                   |       |           |   |                 |       |            |   |              |       | 314                      | A | Delaware St.      | 71 48 |
|                           |   |                   |       |           |   |                 |       |            |   |              |       | 331                      | A | Rhode Island      | 63 72 |
| -----                     |   |                   |       |           |   |                 |       |            |   |              |       |                          |   |                   |       |
| LAST 12 Division I GAMES: |   |                   |       |           |   |                 |       |            |   |              |       |                          |   |                   |       |
| 114                       | A | George Washington | 45 60 | 70        | A | Harvard         | 61 70 | 217        | A | Richmond     | 51 77 | 107                      | H | George Mason      | 56 69 |
| 176                       | H | Saint Joseph's    | 64 75 | 41        | H | Dayton          | 47 76 | 22         | H | Villanova    | 49 76 | 113                      | H | Penn              | 66 59 |
| 307                       | H | VCU               | 62 57 | 53        | A | Duquesne        | 50 78 | 71         | A | American     | 48 66 | 114                      | A | George Washington | 45 60 |
| 331                       | A | Rhode Island      | 63 72 | 234       | H | St. Bonaventure | 66 63 | 314        | A | Delaware St. | 71 48 | 170                      | A | Lehigh            | 69 61 |

Non-Div I Games:

La Salle



|                   |          |           |                |            |             |               |      |      |       |           |
|-------------------|----------|-----------|----------------|------------|-------------|---------------|------|------|-------|-----------|
| Average RPI Win:  | 299      | WON-LOST  | WINNING        | LAST 10    | STRENGTH OF | OPP. STRENGTH | TEAM | ADJ. | CONF. | ADJ CONF. |
| Average RPI Loss: | 183      | RECORD    | PCT. RANK      | GAMES      | SCHEDULE    | OF SCHEDULE   | RPI  | RPI  | RPI   | RPI       |
| DIV. I ONLY       | 2- 16    | 326       | 1- 9           | 197        | 327         | 329           | 329  | 23   | 23    |           |
| DIV. I NON-CONF.  | 1- 8     | 313       | 1- 2           | 266        | 335         | 339           | 339  | 23   | 23    |           |
| -----             |          |           |                |            |             |               |      |      |       |           |
| TOTALS            | RPI 1-25 | RPI 26-50 | W-L RECORDS    | RPI 51-100 | RPI 101-999 | RPI 201+      |      |      |       |           |
| 2- 16             | 0- 0     | 0- 0      | OVERALL        | 0- 2       | 2- 14       | 2- 7          |      |      |       |           |
| 2- 5              | 0- 0     | 0- 0      | HOME           | 0- 1       | 2- 4        | 2- 3          |      |      |       |           |
| 0- 11             | 0- 0     | 0- 0      | AWAY           | 0- 1       | 0- 2        | 0- 0          |      |      |       |           |
| 0- 0              | 0- 0     | 0- 0      | NEUTRAL        | 0- 0       | 0- 0        | 0- 0          |      |      |       |           |
| 1- 8              | 0- 0     | 0- 0      | NON-CONFERENCE | 0- 1       | 1- 7        | 1- 3          |      |      |       |           |
| 1- 2              | 0- 0     | 0- 0      | HOME           | 0- 0       | 1- 2        | 1- 1          |      |      |       |           |
| 0- 6              | 0- 0     | 0- 0      | AWAY           | 0- 1       | 0- 5        | 0- 2          |      |      |       |           |
| 0- 0              | 0- 0     | 0- 0      | NEUTRAL        | 0- 0       | 0- 0        | 0- 0          |      |      |       |           |
| 1- 8              | 0- 0     | 0- 0      | CONFERENCE     | 0- 1       | 1- 7        | 1- 4          |      |      |       |           |
| 1- 3              | 0- 0     | 0- 0      | HOME           | 0- 1       | 1- 2        | 1- 2          |      |      |       |           |
| 0- 5              | 0- 0     | 0- 0      | AWAY           | 0- 0       | 0- 5        | 0- 2          |      |      |       |           |
| 0- 0              | 0- 0     | 0- 0      | NEUTRAL        | 0- 0       | 0- 0        | 0- 0          |      |      |       |           |

| RPI 1-25                  |   |          |       | RPI 26-50 |   |                 |       | RPI 51-100 |   |                 |        | RPI 101+ |   |                  |       | Team's RPI: 329 |
|---------------------------|---|----------|-------|-----------|---|-----------------|-------|------------|---|-----------------|--------|----------|---|------------------|-------|-----------------|
| RPI                       | S | Opponent | Score | RPI       | S | Opponent        | Score | RPI        | S | Opponent        | Score  | RPI      | S | Opponent         | Score |                 |
|                           |   |          |       |           |   |                 |       | 59         | A | Oklahoma St.    | 58 112 | 105      | A | Auburn           | 41 67 |                 |
|                           |   |          |       |           |   |                 |       | 89         | H | South Ala.      | 60 67  | 109      | A | Rice             | 47 63 |                 |
|                           |   |          |       |           |   |                 |       |            |   |                 |        | 122      | A | Little Rock      | 37 57 |                 |
|                           |   |          |       |           |   |                 |       |            |   |                 |        | 149      | A | Texas St.        | 52 86 |                 |
|                           |   |          |       |           |   |                 |       |            |   |                 |        | 159      | A | Louisiana        | 55 63 |                 |
|                           |   |          |       |           |   |                 |       |            |   |                 |        | 189      | A | Louisiana Tech   | 49 71 |                 |
|                           |   |          |       |           |   |                 |       |            |   |                 |        | 199      | H | New Orleans      | 51 89 |                 |
|                           |   |          |       |           |   |                 |       |            |   |                 |        | 208      | A | UT Arlington     | 61 70 |                 |
|                           |   |          |       |           |   |                 |       |            |   |                 |        | 210      | A | Arkansas St.     | 62 76 |                 |
|                           |   |          |       |           |   |                 |       |            |   |                 |        | 221      | H | Troy             | 79 86 |                 |
|                           |   |          |       |           |   |                 |       |            |   |                 |        | 254      | A | Grambling        | 52 61 |                 |
|                           |   |          |       |           |   |                 |       |            |   |                 |        | 271      | H | Appalachian St.  | 67 71 |                 |
|                           |   |          |       |           |   |                 |       |            |   |                 |        | 273      | H | Coastal Caro.    | 62 56 |                 |
|                           |   |          |       |           |   |                 |       |            |   |                 |        | 286      | A | McNeese          | 61 65 |                 |
|                           |   |          |       |           |   |                 |       |            |   |                 |        | 304      | H | Northwestern St. | 48 70 |                 |
|                           |   |          |       |           |   |                 |       |            |   |                 |        | 324      | H | Houston Baptist  | 77 73 |                 |
| -----                     |   |          |       |           |   |                 |       |            |   |                 |        |          |   |                  |       |                 |
| LAST 12 Division I GAMES: |   |          |       |           |   |                 |       |            |   |                 |        |          |   |                  |       |                 |
|                           |   |          |       | 89        | H | South Ala.      | 60 67 | 273        | H | Coastal Caro.   | 62 56  |          |   |                  |       |                 |
|                           |   |          |       | 221       | H | Troy            | 79 86 | 122        | A | Little Rock     | 37 57  |          |   |                  |       |                 |
|                           |   |          |       | 208       | A | UT Arlington    | 61 70 | 210        | A | Arkansas St.    | 62 76  |          |   |                  |       |                 |
|                           |   |          |       | 149       | A | Texas St.       | 52 86 | 59         | A | Oklahoma St.    | 58 112 |          |   |                  |       |                 |
|                           |   |          |       | 159       | A | Louisiana       | 55 63 | 324        | H | Houston Baptist | 77 73  |          |   |                  |       |                 |
|                           |   |          |       | 271       | H | Appalachian St. | 67 71 | 199        | H | New Orleans     | 51 89  |          |   |                  |       |                 |

Non-Div I Games: Millsaps 73 41 Centenary (LA) 90 53

La. -Monroe



|                   |          |           |                |            |             |               |      |      |       |           |
|-------------------|----------|-----------|----------------|------------|-------------|---------------|------|------|-------|-----------|
| Average RPI Win:  | 258      | WON-LOST  | WINNING        | LAST 10    | STRENGTH OF | OPP. STRENGTH | TEAM | ADJ. | CONF. | ADJ CONF. |
| Average RPI Loss: | 152      | RECORD    | PCT. RANK      | GAMES      | SCHEDULE    | OF SCHEDULE   | RPI  | RPI  | RPI   | RPI       |
| DIV. I ONLY       | 8- 12    | 231       | 4- 6           | 188        | 278         | 237           | 237  | 15   | 15    |           |
| DIV. I NON-CONF.  | 4- 6     | 214       | 1- 1           | 240        | 332         | 254           | 254  | 18   | 18    |           |
| -----             |          |           |                |            |             |               |      |      |       |           |
| TOTALS            | RPI 1-25 | RPI 26-50 | W-L RECORDS    | RPI 51-100 | RPI 101-999 | RPI 201+      |      |      |       |           |
| 8- 12             | 0- 0     | 0- 1      | OVERALL        | 0- 3       | 8- 8        | 7- 3          |      |      |       |           |
| 5- 5              | 0- 0     | 0- 0      | HOME           | 0- 2       | 5- 3        | 5- 2          |      |      |       |           |
| 3- 7              | 0- 0     | 0- 1      | AWAY           | 0- 1       | 3- 5        | 2- 1          |      |      |       |           |
| 0- 0              | 0- 0     | 0- 0      | NEUTRAL        | 0- 0       | 0- 0        | 0- 0          |      |      |       |           |
| 4- 6              | 0- 0     | 0- 1      | NON-CONFERENCE | 0- 1       | 4- 4        | 4- 2          |      |      |       |           |
| 3- 2              | 0- 0     | 0- 0      | HOME           | 0- 1       | 3- 1        | 3- 1          |      |      |       |           |
| 1- 4              | 0- 0     | 0- 1      | AWAY           | 0- 0       | 1- 3        | 1- 1          |      |      |       |           |
| 0- 0              | 0- 0     | 0- 0      | NEUTRAL        | 0- 0       | 0- 0        | 0- 0          |      |      |       |           |
| 4- 6              | 0- 0     | 0- 0      | CONFERENCE     | 0- 2       | 4- 4        | 3- 1          |      |      |       |           |
| 2- 3              | 0- 0     | 0- 0      | HOME           | 0- 1       | 2- 2        | 2- 1          |      |      |       |           |
| 2- 3              | 0- 0     | 0- 0      | AWAY           | 0- 1       | 2- 2        | 1- 0          |      |      |       |           |
| 0- 0              | 0- 0     | 0- 0      | NEUTRAL        | 0- 0       | 0- 0        | 0- 0          |      |      |       |           |

| RPI 1-25                  |   |                 |       | RPI 26-50 |   |               |       | RPI 51-100 |   |           |       | RPI 101+ Team's RPI: 237 |   |                 |       |
|---------------------------|---|-----------------|-------|-----------|---|---------------|-------|------------|---|-----------|-------|--------------------------|---|-----------------|-------|
| RPI                       | S | Opponent        | Score | RPI       | S | Opponent      | Score | RPI        | S | Opponent  | Score | RPI                      | S | Opponent        | Score |
|                           |   |                 |       | 47        | A | Drexel        | 37 52 | 52         | H | Princeton | 45 53 | 113                      | A | Penn            | 42 55 |
|                           |   |                 |       |           |   |               |       | 71         | H | American  | 67 74 | 141                      | A | Bucknell        | 53 83 |
|                           |   |                 |       |           |   |               |       | 83         | A | Navy      | 59 65 | 158                      | A | Robert Morris   | 42 63 |
|                           |   |                 |       |           |   |               |       |            |   |           |       | 170                      | A | Lehigh          | 45 70 |
|                           |   |                 |       |           |   |               |       |            |   |           |       | 188                      | H | Army West Point | 60 65 |
|                           |   |                 |       |           |   |               |       |            |   |           |       | 190                      | A | Boston U.       | 47 45 |
|                           |   |                 |       |           |   |               |       |            |   |           |       | 224                      | A | Holy Cross      | 69 65 |
|                           |   |                 |       |           |   |               |       |            |   |           |       | 224                      | H | Holy Cross      | 56 69 |
|                           |   |                 |       |           |   |               |       |            |   |           |       | 228                      | H | La Salle        | 47 74 |
|                           |   |                 |       |           |   |               |       |            |   |           |       | 240                      | H | Loyola Maryland | 65 54 |
|                           |   |                 |       |           |   |               |       |            |   |           |       | 264                      | H | Rider           | 60 45 |
|                           |   |                 |       |           |   |               |       |            |   |           |       | 269                      | H | Colgate         | 63 48 |
|                           |   |                 |       |           |   |               |       |            |   |           |       | 272                      | H | LIU Brooklyn    | 69 53 |
|                           |   |                 |       |           |   |               |       |            |   |           |       | 276                      | A | Cornell         | 59 58 |
|                           |   |                 |       |           |   |               |       |            |   |           |       | 326                      | H | Wagner          | 70 52 |
|                           |   |                 |       |           |   |               |       |            |   |           |       | 343                      | A | Saint Peter's   | 61 64 |
| LAST 12 Division I GAMES: |   |                 |       |           |   |               |       |            |   |           |       |                          |   |                 |       |
| 224                       | H | Holy Cross      | 56 69 | 141       | A | Bucknell      | 53 83 |            |   |           |       |                          |   |                 |       |
| 190                       | A | Boston U.       | 47 45 | 269       | H | Colgate       | 63 48 |            |   |           |       |                          |   |                 |       |
| 71                        | H | American        | 67 74 | 224       | A | Holy Cross    | 69 65 |            |   |           |       |                          |   |                 |       |
| 83                        | A | Navy            | 59 65 | 170       | A | Lehigh        | 45 70 |            |   |           |       |                          |   |                 |       |
| 240                       | H | Loyola Maryland | 65 54 | 326       | H | Wagner        | 70 52 |            |   |           |       |                          |   |                 |       |
| 188                       | H | Army West Point | 60 65 | 158       | A | Robert Morris | 42 63 |            |   |           |       |                          |   |                 |       |

Non-Div I Games:

Lafayette



|                   |          |           |                |            |             |               |      |      |       |           |
|-------------------|----------|-----------|----------------|------------|-------------|---------------|------|------|-------|-----------|
| Average RPI Win:  | 264      | WON-LOST  | WINNING        | LAST 10    | STRENGTH OF | OPP. STRENGTH | TEAM | ADJ. | CONF. | ADJ CONF. |
| Average RPI Loss: | 87       | RECORD    | PCT. RANK      | GAMES      | SCHEDULE    | OF SCHEDULE   | RPI  | RPI  | RPI   | RPI       |
| DIV. I ONLY       | 10- 6    | 106       | 9- 1           | 262        | 185         | 126           | 126  | 25   | 25    |           |
| DIV. I NON-CONF.  | 1- 5     | 300       | 0- 1           | 29         | 12          | 162           | 162  | 25   | 25    |           |
| -----             |          |           |                |            |             |               |      |      |       |           |
| TOTALS            | RPI 1-25 | RPI 26-50 | W-L RECORDS    | RPI 51-100 | RPI 101-999 | RPI 201+      |      |      |       |           |
| 10- 6             | 0- 1     | 0- 1      | OVERALL        | 0- 2       | 10- 2       | 8- 0          |      |      |       |           |
| 5- 0              | 0- 0     | 0- 0      | HOME           | 0- 0       | 5- 0        | 4- 0          |      |      |       |           |
| 4- 5              | 0- 1     | 0- 1      | AWAY           | 0- 2       | 4- 1        | 4- 0          |      |      |       |           |
| 1- 1              | 0- 0     | 0- 0      | NEUTRAL        | 0- 0       | 1- 1        | 0- 0          |      |      |       |           |
| 1- 5              | 0- 1     | 0- 1      | NON-CONFERENCE | 0- 1       | 1- 2        | 0- 0          |      |      |       |           |
| 0- 0              | 0- 0     | 0- 0      | HOME           | 0- 0       | 0- 0        | 0- 0          |      |      |       |           |
| 0- 4              | 0- 1     | 0- 1      | AWAY           | 0- 1       | 0- 1        | 0- 0          |      |      |       |           |
| 1- 1              | 0- 0     | 0- 0      | NEUTRAL        | 0- 0       | 1- 1        | 0- 0          |      |      |       |           |
| 9- 1              | 0- 0     | 0- 0      | CONFERENCE     | 0- 1       | 9- 0        | 8- 0          |      |      |       |           |
| 5- 0              | 0- 0     | 0- 0      | HOME           | 0- 0       | 5- 0        | 4- 0          |      |      |       |           |
| 4- 1              | 0- 0     | 0- 0      | AWAY           | 0- 1       | 4- 0        | 4- 0          |      |      |       |           |
| 0- 0              | 0- 0     | 0- 0      | NEUTRAL        | 0- 0       | 0- 0        | 0- 0          |      |      |       |           |

| RPI 1-25                  |   |          |        | RPI 26-50 |   |                   |       | RPI 51-100 |   |                    |        | RPI 101+ |   |                    |        | Team's RPI: 126 |
|---------------------------|---|----------|--------|-----------|---|-------------------|-------|------------|---|--------------------|--------|----------|---|--------------------|--------|-----------------|
| RPI                       | S | Opponent | Score  | RPI       | S | Opponent          | Score | RPI        | S | Opponent           | Score  | RPI      | S | Opponent           | Score  |                 |
| 8                         | A | Baylor   | 62 121 | 37        | A | Purdue            | 64 79 | 75         | A | New Mexico         | 58 90  | 153      | A | Pacific            | 75 80  |                 |
|                           |   |          |        |           |   |                   |       | 97         | A | Central Ark.       | 39 51  | 154      | N | North Dakota       | 70 73  |                 |
|                           |   |          |        |           |   |                   |       |            |   |                    |        | 161      | N | Northern Ill.      | 90 80  |                 |
|                           |   |          |        |           |   |                   |       |            |   |                    |        | 199      | H | New Orleans        | 100 77 |                 |
|                           |   |          |        |           |   |                   |       |            |   |                    |        | 218      | H | Abilene Christian  | 77 71  |                 |
|                           |   |          |        |           |   |                   |       |            |   |                    |        | 262      | A | A&M-Corpus Christi | 70 31  |                 |
|                           |   |          |        |           |   |                   |       |            |   |                    |        | 268      | A | Nicholls St.       | 76 61  |                 |
|                           |   |          |        |           |   |                   |       |            |   |                    |        | 286      | H | McNeese            | 83 58  |                 |
|                           |   |          |        |           |   |                   |       |            |   |                    |        | 295      | A | Southeastern La.   | 75 58  |                 |
|                           |   |          |        |           |   |                   |       |            |   |                    |        | 300      | H | Incarnate Word     | 77 54  |                 |
|                           |   |          |        |           |   |                   |       |            |   |                    |        | 324      | A | Houston Baptist    | 79 51  |                 |
|                           |   |          |        |           |   |                   |       |            |   |                    |        | 327      | H | Sam Houston St.    | 91 44  |                 |
| -----                     |   |          |        |           |   |                   |       |            |   |                    |        |          |   |                    |        |                 |
| LAST 12 Division I GAMES: |   |          |        |           |   |                   |       |            |   |                    |        |          |   |                    |        |                 |
|                           |   |          |        | 218       | H | Abilene Christian | 77 71 | 97         | A | Central Ark.       | 39 51  |          |   |                    |        |                 |
|                           |   |          |        | 286       | H | McNeese           | 83 58 | 199        | H | New Orleans        | 100 77 |          |   |                    |        |                 |
|                           |   |          |        | 268       | A | Nicholls St.      | 76 61 | 262        | A | A&M-Corpus Christi | 70 31  |          |   |                    |        |                 |
|                           |   |          |        | 327       | H | Sam Houston St.   | 91 44 | 324        | A | Houston Baptist    | 79 51  |          |   |                    |        |                 |
|                           |   |          |        | 300       | H | Incarnate Word    | 77 54 | 75         | A | New Mexico         | 58 90  |          |   |                    |        |                 |
|                           |   |          |        | 295       | A | Southeastern La.  | 75 58 | 153        | A | Pacific            | 75 80  |          |   |                    |        |                 |

Non-Div I Games: Howard Payne 101 37 Schreiner 116 37 Louisiana Col. 93 62 S' western Assemblies 92 49 Lamar University



Average RPI Win: 231  
Average RPI Loss: 161

WON-LOST  
RECORD

WINNING  
PCT. RANK

LAST 10  
GAMES

STRENGTH OF  
SCHEDULE

OPP. STRENGTH  
OF SCHEDULE

TEAM  
RPI

ADJ.  
RPI

CONF.  
RPI

ADJ CONF.  
RPI

|                  |          |           |                |            |             |          |     |    |    |
|------------------|----------|-----------|----------------|------------|-------------|----------|-----|----|----|
| DIV. I ONLY      | 11- 9    | 143       | 6- 4           | 223        | 245         | 170      | 170 | 15 | 15 |
| DIV. I NON-CONF. | 5- 5     | 170       | 1- 1           | 322        | 300         | 253      | 253 | 18 | 18 |
| TOTALS           | RPI 1-25 | RPI 26-50 | W-L RECORDS    | RPI 51-100 | RPI 101-999 | RPI 201+ |     |    |    |
| 11- 9            | 0- 1     | 0- 1      | OVERALL        | 1- 2       | 10- 5       | 7- 5     |     |    |    |
| 8- 1             | 0- 0     | 0- 0      | HOME           | 1- 0       | 7- 1        | 4- 1     |     |    |    |
| 3- 7             | 0- 0     | 0- 1      | AWAY           | 0- 2       | 3- 4        | 3- 4     |     |    |    |
| 0- 1             | 0- 1     | 0- 0      | NEUTRAL        | 0- 0       | 0- 0        | 0- 0     |     |    |    |
| 5- 5             | 0- 1     | 0- 1      | NON-CONFERENCE | 0- 0       | 5- 3        | 5- 3     |     |    |    |
| 3- 1             | 0- 0     | 0- 0      | HOME           | 0- 0       | 3- 1        | 3- 1     |     |    |    |
| 2- 3             | 0- 0     | 0- 1      | AWAY           | 0- 0       | 2- 2        | 2- 2     |     |    |    |
| 0- 1             | 0- 1     | 0- 0      | NEUTRAL        | 0- 0       | 0- 0        | 0- 0     |     |    |    |
| 6- 4             | 0- 0     | 0- 0      | CONFERENCE     | 1- 2       | 5- 2        | 2- 2     |     |    |    |
| 5- 0             | 0- 0     | 0- 0      | HOME           | 1- 0       | 4- 0        | 1- 0     |     |    |    |
| 1- 4             | 0- 0     | 0- 0      | AWAY           | 0- 2       | 1- 2        | 1- 2     |     |    |    |
| 0- 0             | 0- 0     | 0- 0      | NEUTRAL        | 0- 0       | 0- 0        | 0- 0     |     |    |    |

| RPI S                     | Opponent        | Score | RPI S | Opponent     | Score  | RPI S | Opponent | Score | RPI S | Opponent        | Score | Team's RPI: 170 |
|---------------------------|-----------------|-------|-------|--------------|--------|-------|----------|-------|-------|-----------------|-------|-----------------|
| 22 N                      | Villanova       | 42 62 | 50 A  | Minnesota    | 73 107 | 71 A  | American | 64 82 | 141 H | Bucknell        | 66 62 |                 |
|                           |                 |       |       |              |        | 83 A  | Navy     | 50 53 | 188 H | Army West Point | 59 55 |                 |
|                           |                 |       |       |              |        | 83 H  | Navy     | 66 63 | 190 H | Boston U.       | 74 58 |                 |
|                           |                 |       |       |              |        |       |          |       | 224 A | Holy Cross      | 49 54 |                 |
|                           |                 |       |       |              |        |       |          |       | 228 H | La Salle        | 61 69 |                 |
|                           |                 |       |       |              |        |       |          |       | 237 H | Lafayette       | 70 45 |                 |
|                           |                 |       |       |              |        |       |          |       | 240 A | Loyola Maryland | 64 67 |                 |
|                           |                 |       |       |              |        |       |          |       | 259 H | Fairfield       | 56 53 |                 |
|                           |                 |       |       |              |        |       |          |       | 260 A | Sacred Heart    | 55 65 |                 |
|                           |                 |       |       |              |        |       |          |       | 261 H | Mt. St. Mary's  | 75 71 |                 |
|                           |                 |       |       |              |        |       |          |       | 269 A | Colgate         | 59 51 |                 |
|                           |                 |       |       |              |        |       |          |       | 272 A | LIU Brooklyn    | 69 72 |                 |
|                           |                 |       |       |              |        |       |          |       | 276 A | Cornell         | 62 57 |                 |
|                           |                 |       |       |              |        |       |          |       | 297 A | Monmouth        | 75 57 |                 |
|                           |                 |       |       |              |        |       |          |       | 344 H | NJIT            | 64 50 |                 |
| LAST 12 Division I GAMES: |                 |       |       |              |        |       |          |       |       |                 |       |                 |
| 83 A                      | Navy            | 50 53 | 190 H | Boston U.    | 74 58  |       |          |       |       |                 |       |                 |
| 240 A                     | Loyola Maryland | 64 67 | 224 A | Holy Cross   | 49 54  |       |          |       |       |                 |       |                 |
| 188 H                     | Army West Point | 59 55 | 83 H  | Navy         | 66 63  |       |          |       |       |                 |       |                 |
| 269 A                     | Colgate         | 59 51 | 237 H | Lafayette    | 70 45  |       |          |       |       |                 |       |                 |
| 71 A                      | American        | 64 82 | 272 A | LIU Brooklyn | 69 72  |       |          |       |       |                 |       |                 |
| 141 H                     | Bucknell        | 66 62 | 344 H | NJIT         | 64 50  |       |          |       |       |                 |       |                 |

Non-Div I Games: Mansfield 77 47

Lehigh



|                   |          |           |                |            |             |               |      |      |       |           |
|-------------------|----------|-----------|----------------|------------|-------------|---------------|------|------|-------|-----------|
| Average RPI Win:  | 260      | WON-LOST  | WINNING        | LAST 10    | STRENGTH OF | OPP. STRENGTH | TEAM | ADJ. | CONF. | ADJ CONF. |
| Average RPI Loss: | 107      | RECORD    | PCT. RANK      | GAMES      | SCHEDULE    | OF SCHEDULE   | RPI  | RPI  | RPI   | RPI       |
| DIV. I ONLY       | 11- 8    | 129       | 0- 1           | 155        | 294         | 110           | 110  | 28   | 28    |           |
| DIV. I NON-CONF.  | 3- 7     | 254       | 0- 1           | 54         | 165         | 150           | 150  | 28   | 28    |           |
| -----             |          |           |                |            |             |               |      |      |       |           |
| TOTALS            | RPI 1-25 | RPI 26-50 | W-L RECORDS    | RPI 51-100 | RPI 101-999 | RPI 201+      |      |      |       |           |
| 11- 8             | 0- 1     | 0- 3      | OVERALL        | 0- 2       | 11- 2       | 8- 2          |      |      |       |           |
| 5- 0              | 0- 0     | 0- 0      | HOME           | 0- 0       | 5- 0        | 4- 0          |      |      |       |           |
| 5- 6              | 0- 1     | 0- 1      | AWAY           | 0- 2       | 5- 2        | 4- 2          |      |      |       |           |
| 1- 2              | 0- 0     | 0- 2      | NEUTRAL        | 0- 0       | 1- 0        | 0- 0          |      |      |       |           |
| 3- 7              | 0- 1     | 0- 3      | NON-CONFERENCE | 0- 2       | 3- 1        | 2- 1          |      |      |       |           |
| 1- 0              | 0- 0     | 0- 0      | HOME           | 0- 0       | 1- 0        | 1- 0          |      |      |       |           |
| 1- 5              | 0- 1     | 0- 1      | AWAY           | 0- 2       | 1- 1        | 1- 1          |      |      |       |           |
| 1- 2              | 0- 0     | 0- 2      | NEUTRAL        | 0- 0       | 1- 0        | 0- 0          |      |      |       |           |
| 8- 1              | 0- 0     | 0- 0      | CONFERENCE     | 0- 0       | 8- 1        | 6- 1          |      |      |       |           |
| 4- 0              | 0- 0     | 0- 0      | HOME           | 0- 0       | 4- 0        | 3- 0          |      |      |       |           |
| 4- 1              | 0- 0     | 0- 0      | AWAY           | 0- 0       | 4- 1        | 3- 1          |      |      |       |           |
| 0- 0              | 0- 0     | 0- 0      | NEUTRAL        | 0- 0       | 0- 0        | 0- 0          |      |      |       |           |

| RPI 1-25                  |   |          |       | RPI 26-50 |   |                |       | RPI 51-100 |   |                |       | RPI 101+ |   |                |       | Team's RPI: 110 |
|---------------------------|---|----------|-------|-----------|---|----------------|-------|------------|---|----------------|-------|----------|---|----------------|-------|-----------------|
| RPI                       | S | Opponent | Score | RPI       | S | Opponent       | Score | RPI        | S | Opponent       | Score | RPI      | S | Opponent       | Score |                 |
| 14                        | A | Duke     | 51 68 | 32        | A | Michigan       | 50 74 | 90         | A | James Madison  | 47 58 | 131      | A | High Point     | 65 42 |                 |
|                           |   |          |       | 39        | N | Northern Colo. | 57 65 | 95         | A | Drake          | 68 96 | 185      | H | Radford        | 61 56 |                 |
|                           |   |          |       | 49        | N | Houston        | 68 75 |            |   |                |       | 192      | N | Denver         | 82 69 |                 |
|                           |   |          |       |           |   |                |       |            |   |                |       | 223      | A | Gardner-Webb   | 85 60 |                 |
|                           |   |          |       |           |   |                |       |            |   |                |       | 242      | A | UNC Asheville  | 41 48 |                 |
|                           |   |          |       |           |   |                |       |            |   |                |       | 256      | A | Presbyterian   | 76 64 |                 |
|                           |   |          |       |           |   |                |       |            |   |                |       | 258      | H | Campbell       | 60 42 |                 |
|                           |   |          |       |           |   |                |       |            |   |                |       | 288      | H | Valparaiso     | 61 40 |                 |
|                           |   |          |       |           |   |                |       |            |   |                |       | 294      | A | Massachusetts  | 61 64 |                 |
|                           |   |          |       |           |   |                |       |            |   |                |       | 318      | A | Old Dominion   | 63 55 |                 |
|                           |   |          |       |           |   |                |       |            |   |                |       | 322      | H | Charleston So. | 63 53 |                 |
|                           |   |          |       |           |   |                |       |            |   |                |       | 342      | H | Winthrop       | 63 37 |                 |
|                           |   |          |       |           |   |                |       |            |   |                |       | 349      | A | Longwood       | 63 51 |                 |
| -----                     |   |          |       |           |   |                |       |            |   |                |       |          |   |                |       |                 |
| LAST 12 Division I GAMES: |   |          |       |           |   |                |       |            |   |                |       |          |   |                |       |                 |
|                           |   |          |       | 95        | A | Drake          | 68 96 | 223        | A | Gardner-Webb   | 85 60 |          |   |                |       |                 |
|                           |   |          |       | 131       | A | High Point     | 65 42 | 342        | H | Winthrop       | 63 37 |          |   |                |       |                 |
|                           |   |          |       | 185       | H | Radford        | 61 56 | 322        | H | Charleston So. | 63 53 |          |   |                |       |                 |
|                           |   |          |       | 349       | A | Longwood       | 63 51 | 256        | A | Presbyterian   | 76 64 |          |   |                |       |                 |
|                           |   |          |       | 258       | H | Campbell       | 60 42 | 14         | A | Duke           | 51 68 |          |   |                |       |                 |
|                           |   |          |       | 242       | A | UNC Asheville  | 41 48 | 39         | N | Northern Colo. | 57 65 |          |   |                |       |                 |

Non-Div I Games: Shippensburg 105 43 Limestone 68 38

Liberty



|                   |          |           |                |            |             |               |      |      |       |           |
|-------------------|----------|-----------|----------------|------------|-------------|---------------|------|------|-------|-----------|
| Average RPI Win:  | 302      | WON-LOST  | WINNING        | LAST 10    | STRENGTH OF | OPP. STRENGTH | TEAM | ADJ. | CONF. | ADJ CONF. |
| Average RPI Loss: | 143      | RECORD    | PCT. RANK      | GAMES      | SCHEDULE    | OF SCHEDULE   | RPI  | RPI  | RPI   | RPI       |
| DIV. I ONLY       | 8- 14    | 253       | 6- 4           | 264        | 254         | 251           | 251  | 22   | 22    |           |
| DIV. I NON-CONF.  | 4- 11    | 279       | 2- 3           | 256        | 284         | 282           | 282  | 21   | 21    |           |
| -----             |          |           |                |            |             |               |      |      |       |           |
| TOTALS            | RPI 1-25 | RPI 26-50 | W-L RECORDS    | RPI 51-100 | RPI 101-999 | RPI 201+      |      |      |       |           |
| 8- 14             | 0- 0     | 0- 2      | OVERALL        | 0- 4       | 8- 8        | 8- 4          |      |      |       |           |
| 3- 6              | 0- 0     | 0- 1      | HOME           | 0- 2       | 3- 3        | 3- 2          |      |      |       |           |
| 5- 8              | 0- 0     | 0- 1      | AWAY           | 0- 2       | 5- 5        | 5- 2          |      |      |       |           |
| 0- 0              | 0- 0     | 0- 0      | NEUTRAL        | 0- 0       | 0- 0        | 0- 0          |      |      |       |           |
| 4- 11             | 0- 0     | 0- 1      | NON-CONFERENCE | 0- 4       | 4- 6        | 4- 4          |      |      |       |           |
| 2- 4              | 0- 0     | 0- 0      | HOME           | 0- 2       | 2- 2        | 2- 2          |      |      |       |           |
| 2- 7              | 0- 0     | 0- 1      | AWAY           | 0- 2       | 2- 4        | 2- 2          |      |      |       |           |
| 0- 0              | 0- 0     | 0- 0      | NEUTRAL        | 0- 0       | 0- 0        | 0- 0          |      |      |       |           |
| 4- 3              | 0- 0     | 0- 1      | CONFERENCE     | 0- 0       | 4- 2        | 4- 0          |      |      |       |           |
| 1- 2              | 0- 0     | 0- 1      | HOME           | 0- 0       | 1- 1        | 1- 0          |      |      |       |           |
| 3- 1              | 0- 0     | 0- 0      | AWAY           | 0- 0       | 3- 1        | 3- 0          |      |      |       |           |
| 0- 0              | 0- 0     | 0- 0      | NEUTRAL        | 0- 0       | 0- 0        | 0- 0          |      |      |       |           |

| RPI 1-25                  |   |          |       | RPI 26-50 |   |               |       | RPI 51-100 |   |                |        | RPI 101+ Team's RPI: 251 |   |                    |       |
|---------------------------|---|----------|-------|-----------|---|---------------|-------|------------|---|----------------|--------|--------------------------|---|--------------------|-------|
| RPI                       | S | Opponent | Score | RPI       | S | Opponent      | Score | RPI        | S | Opponent       | Score  | RPI                      | S | Opponent           | Score |
|                           |   |          |       | 34        | A | Ball St.      | 46 84 | 76         | H | Belmont        | 59 91  | 108                      | A | Jacksonville       | 48 70 |
|                           |   |          |       | 42        | H | FGCU          | 54 68 | 85         | H | Alabama        | 51 73  | 118                      | A | Vanderbilt         | 82 92 |
|                           |   |          |       |           |   |               |       | 88         | A | Butler         | 58 70  | 130                      | A | Middle Tenn.       | 48 72 |
|                           |   |          |       |           |   |               |       | 91         | A | Saint Louis    | 57 101 | 169                      | H | Stetson            | 55 59 |
|                           |   |          |       |           |   |               |       |            |   |                |        | 220                      | H | Morehead St.       | 55 75 |
|                           |   |          |       |           |   |               |       |            |   |                |        | 230                      | A | North Florida      | 73 69 |
|                           |   |          |       |           |   |               |       |            |   |                |        | 247                      | H | Austin Peay        | 63 71 |
|                           |   |          |       |           |   |               |       |            |   |                |        | 255                      | A | Col. of Charleston | 69 85 |
|                           |   |          |       |           |   |               |       |            |   |                |        | 280                      | A | Kennesaw St.       | 64 62 |
|                           |   |          |       |           |   |               |       |            |   |                |        | 296                      | H | Alabama A&M        | 66 50 |
|                           |   |          |       |           |   |               |       |            |   |                |        | 299                      | H | Murray St.         | 65 64 |
|                           |   |          |       |           |   |               |       |            |   |                |        | 313                      | H | USC Upstate        | 97 78 |
|                           |   |          |       |           |   |               |       |            |   |                |        | 322                      | A | Charleston So.     | 58 54 |
|                           |   |          |       |           |   |               |       |            |   |                |        | 330                      | A | Tennessee Tech     | 61 57 |
|                           |   |          |       |           |   |               |       |            |   |                |        | 340                      | A | Tennessee St.      | 64 71 |
|                           |   |          |       |           |   |               |       |            |   |                |        | 344                      | A | NJIT               | 74 58 |
| LAST 12 Division I GAMES: |   |          |       |           |   |               |       |            |   |                |        |                          |   |                    |       |
|                           |   |          |       | 313       | H | USC Upstate   | 97 78 | 280        | A | Kennesaw St.   | 64 62  |                          |   |                    |       |
|                           |   |          |       | 344       | A | NJIT          | 74 58 | 296        | H | Alabama A&M    | 66 50  |                          |   |                    |       |
|                           |   |          |       | 42        | H | FGCU          | 54 68 | 118        | A | Vanderbilt     | 82 92  |                          |   |                    |       |
|                           |   |          |       | 169       | H | Stetson       | 55 59 | 330        | A | Tennessee Tech | 61 57  |                          |   |                    |       |
|                           |   |          |       | 230       | A | North Florida | 73 69 | 91         | A | Saint Louis    | 57 101 |                          |   |                    |       |
|                           |   |          |       | 108       | A | Jacksonville  | 48 70 | 340        | A | Tennessee St.  | 64 71  |                          |   |                    |       |

Non-Div I Games:

Lipscomb



|                   |          |           |                |            |             |               |      |      |       |           |
|-------------------|----------|-----------|----------------|------------|-------------|---------------|------|------|-------|-----------|
| Average RPI Win:  | 223      | WON-LOST  | WINNING        | LAST 10    | STRENGTH OF | OPP. STRENGTH | TEAM | ADJ. | CONF. | ADJ CONF. |
| Average RPI Loss: | 84       | RECORD    | PCT. RANK      | GAMES      | SCHEDULE    | OF SCHEDULE   | RPI  | RPI  | RPI   | RPI       |
| DIV. I ONLY       | 13- 8    | 107       | 10- 0          | 172        | 104         | 122           | 122  | 23   | 23    |           |
| DIV. I NON-CONF.  | 3- 8     | 268       | 0- 2           | 28         | 4           | 179           | 179  | 23   | 23    |           |
| -----             |          |           |                |            |             |               |      |      |       |           |
| TOTALS            | RPI 1-25 | RPI 26-50 | W-L RECORDS    | RPI 51-100 | RPI 101-999 | RPI 201+      |      |      |       |           |
| 13- 8             | 0- 2     | 1- 1      | OVERALL        | 0- 2       | 12- 3       | 8- 0          |      |      |       |           |
| 9- 3              | 0- 0     | 1- 1      | HOME           | 0- 0       | 8- 2        | 4- 0          |      |      |       |           |
| 4- 5              | 0- 2     | 0- 0      | AWAY           | 0- 2       | 4- 1        | 4- 0          |      |      |       |           |
| 0- 0              | 0- 0     | 0- 0      | NEUTRAL        | 0- 0       | 0- 0        | 0- 0          |      |      |       |           |
| 3- 8              | 0- 2     | 1- 1      | NON-CONFERENCE | 0- 2       | 2- 3        | 0- 0          |      |      |       |           |
| 3- 3              | 0- 0     | 1- 1      | HOME           | 0- 0       | 2- 2        | 0- 0          |      |      |       |           |
| 0- 5              | 0- 2     | 0- 0      | AWAY           | 0- 2       | 0- 1        | 0- 0          |      |      |       |           |
| 0- 0              | 0- 0     | 0- 0      | NEUTRAL        | 0- 0       | 0- 0        | 0- 0          |      |      |       |           |
| 10- 0             | 0- 0     | 0- 0      | CONFERENCE     | 0- 0       | 10- 0       | 8- 0          |      |      |       |           |
| 6- 0              | 0- 0     | 0- 0      | HOME           | 0- 0       | 6- 0        | 4- 0          |      |      |       |           |
| 4- 0              | 0- 0     | 0- 0      | AWAY           | 0- 0       | 4- 0        | 4- 0          |      |      |       |           |
| 0- 0              | 0- 0     | 0- 0      | NEUTRAL        | 0- 0       | 0- 0        | 0- 0          |      |      |       |           |

| RPI 1-25                  |   |                 |       | RPI 26-50 |   |              |       | RPI 51-100 |   |             |       | RPI 101+ Team's RPI : 122 |   |                 |       |
|---------------------------|---|-----------------|-------|-----------|---|--------------|-------|------------|---|-------------|-------|---------------------------|---|-----------------|-------|
| RPI                       | S | Opponent        | Score | RPI       | S | Opponent     | Score | RPI        | S | Opponent    | Score | RPI                       | S | Opponent        | Score |
| 3                         | A | Mississippi St. | 48 86 | 27        | H | LSU          | 37 56 | 77         | A | Kansas St.  | 51 66 | 109                       | A | Rice            | 51 58 |
| 12                        | A | Texas A&M       | 49 66 | 36        | H | Oklahoma     | 68 56 | 91         | A | Saint Louis | 45 48 | 128                       | H | Missouri St.    | 63 51 |
|                           |   |                 |       |           |   |              |       |            |   |             |       | 149                       | H | Texas St.       | 63 48 |
|                           |   |                 |       |           |   |              |       |            |   |             |       | 159                       | H | Louisiana       | 78 43 |
|                           |   |                 |       |           |   |              |       |            |   |             |       | 162                       | H | Tulsa           | 61 74 |
|                           |   |                 |       |           |   |              |       |            |   |             |       | 178                       | H | Memphis         | 86 57 |
|                           |   |                 |       |           |   |              |       |            |   |             |       | 189                       | H | Louisiana Tech  | 49 58 |
|                           |   |                 |       |           |   |              |       |            |   |             |       | 208                       | H | UT Arlington    | 59 57 |
|                           |   |                 |       |           |   |              |       |            |   |             |       | 210                       | H | Arkansas St.    | 53 43 |
|                           |   |                 |       |           |   |              |       |            |   |             |       | 271                       | A | Appalachian St. | 52 40 |
|                           |   |                 |       |           |   |              |       |            |   |             |       | 273                       | A | Coastal Caro.   | 51 49 |
|                           |   |                 |       |           |   |              |       |            |   |             |       | 315                       | A | Georgia St.     | 65 50 |
|                           |   |                 |       |           |   |              |       |            |   |             |       | 321                       | A | Ga. Southern    | 64 34 |
|                           |   |                 |       |           |   |              |       |            |   |             |       | 321                       | H | Ga. Southern    | 92 52 |
|                           |   |                 |       |           |   |              |       |            |   |             |       | 329                       | H | La. -Monroe     | 57 37 |
| -----                     |   |                 |       |           |   |              |       |            |   |             |       |                           |   |                 |       |
| LAST 12 Division I GAMES: |   |                 |       |           |   |              |       |            |   |             |       |                           |   |                 |       |
| 321                       | H | Ga. Southern    | 92 52 | 321       | A | Ga. Southern | 64 34 |            |   |             |       |                           |   |                 |       |
| 273                       | A | Coastal Caro.   | 51 49 | 315       | A | Georgia St.  | 65 50 |            |   |             |       |                           |   |                 |       |
| 271                       | A | Appalachian St. | 52 40 | 329       | H | La. -Monroe  | 57 37 |            |   |             |       |                           |   |                 |       |
| 210                       | H | Arkansas St.    | 53 43 | 159       | H | Louisiana    | 78 43 |            |   |             |       |                           |   |                 |       |
| 149                       | H | Texas St.       | 63 48 | 27        | H | LSU          | 37 56 |            |   |             |       |                           |   |                 |       |
| 208                       | H | UT Arlington    | 59 57 | 77        | A | Kansas St.   | 51 66 |            |   |             |       |                           |   |                 |       |

Non-Div I Games:

Little Rock



|                   |          |           |                |            |             |               |      |      |       |           |
|-------------------|----------|-----------|----------------|------------|-------------|---------------|------|------|-------|-----------|
| Average RPI Win:  | 276      | WON-LOST  | WINNING        | LAST 10    | STRENGTH OF | OPP. STRENGTH | TEAM | ADJ. | CONF. | ADJ CONF. |
| Average RPI Loss: | 204      | RECORD    | PCT. RANK      | GAMES      | SCHEDULE    | OF SCHEDULE   | RPI  | RPI  | RPI   | RPI       |
| DIV. I ONLY       | 2- 19    | 336       | 0- 10          | 284        | 266         | 335           | 335  | 21   | 21    |           |
| DIV. I NON-CONF.  | 2- 12    | 306       | 0- 5           | 260        | 322         | 324           | 324  | 20   | 20    |           |
| -----             |          |           |                |            |             |               |      |      |       |           |
| TOTALS            | RPI 1-25 | RPI 26-50 | W-L RECORDS    | RPI 51-100 | RPI 101-999 | RPI 201+      |      |      |       |           |
| 2- 19             | 0- 1     | 0- 1      | OVERALL        | 0- 1       | 2- 16       | 2- 12         |      |      |       |           |
| 0- 9              | 0- 1     | 0- 0      | HOME           | 0- 1       | 0- 7        | 0- 4          |      |      |       |           |
| 2- 8              | 0- 0     | 0- 0      | AWAY           | 0- 0       | 2- 0        | 2- 0          |      |      |       |           |
| 0- 2              | 0- 0     | 0- 0      | NEUTRAL        | 0- 0       | 0- 2        | 0- 1          |      |      |       |           |
| 2- 12             | 0- 1     | 0- 1      | NON-CONFERENCE | 0- 0       | 2- 10       | 2- 7          |      |      |       |           |
| 0- 6              | 0- 1     | 0- 0      | HOME           | 0- 0       | 0- 5        | 0- 3          |      |      |       |           |
| 2- 4              | 0- 0     | 0- 1      | AWAY           | 0- 0       | 2- 3        | 2- 3          |      |      |       |           |
| 0- 2              | 0- 0     | 0- 0      | NEUTRAL        | 0- 0       | 0- 2        | 0- 1          |      |      |       |           |
| 0- 7              | 0- 0     | 0- 0      | CONFERENCE     | 0- 1       | 0- 6        | 0- 5          |      |      |       |           |
| 0- 3              | 0- 0     | 0- 0      | HOME           | 0- 1       | 0- 2        | 0- 1          |      |      |       |           |
| 0- 4              | 0- 0     | 0- 0      | AWAY           | 0- 0       | 0- 4        | 0- 4          |      |      |       |           |
| 0- 0              | 0- 0     | 0- 0      | NEUTRAL        | 0- 0       | 0- 0        | 0- 0          |      |      |       |           |

| RPI 1-25                  |   |           |       | RPI 26-50 |   |                     |       | RPI 51-100 |   |                  |       | RPI 101+ Team's RPI: 335 |   |                   |       |
|---------------------------|---|-----------|-------|-----------|---|---------------------|-------|------------|---|------------------|-------|--------------------------|---|-------------------|-------|
| RPI                       | S | Opponent  | Score | RPI       | S | Opponent            | Score | RPI        | S | Opponent         | Score | RPI                      | S | Opponent          | Score |
| 9                         | H | Tennessee | 61 90 | 48        | A | Southern California | 60 75 | 67         | H | UC Davis         | 71 83 | 152                      | H | Loyola Marymount  | 69 84 |
|                           |   |           |       |           |   |                     |       |            |   |                  |       | 163                      | H | Cal Poly          | 64 75 |
|                           |   |           |       |           |   |                     |       |            |   |                  |       | 194                      | N | Oral Roberts      | 58 64 |
|                           |   |           |       |           |   |                     |       |            |   |                  |       | 201                      | H | Montana St.       | 51 62 |
|                           |   |           |       |           |   |                     |       |            |   |                  |       | 209                      | A | UC Santa Barbara  | 44 51 |
|                           |   |           |       |           |   |                     |       |            |   |                  |       | 209                      | H | UC Santa Barbara  | 74 90 |
|                           |   |           |       |           |   |                     |       |            |   |                  |       | 211                      | A | San Diego         | 40 74 |
|                           |   |           |       |           |   |                     |       |            |   |                  |       | 231                      | H | Pepperdine        | 71 83 |
|                           |   |           |       |           |   |                     |       |            |   |                  |       | 233                      | A | Montana           | 60 67 |
|                           |   |           |       |           |   |                     |       |            |   |                  |       | 242                      | A | UC Riverside      | 53 77 |
|                           |   |           |       |           |   |                     |       |            |   |                  |       | 246                      | A | Hawaii            | 66 74 |
|                           |   |           |       |           |   |                     |       |            |   |                  |       | 248                      | H | New Mexico St.    | 63 72 |
|                           |   |           |       |           |   |                     |       |            |   |                  |       | 267                      | H | Illinois St.      | 51 59 |
|                           |   |           |       |           |   |                     |       |            |   |                  |       | 275                      | A | Grand Canyon      | 65 63 |
|                           |   |           |       |           |   |                     |       |            |   |                  |       | 277                      | A | Arizona           | 80 72 |
|                           |   |           |       |           |   |                     |       |            |   |                  |       | 298                      | A | Cal St. Fullerton | 61 67 |
|                           |   |           |       |           |   |                     |       |            |   |                  |       | 307                      | N | VCU               | 59 69 |
|                           |   |           |       |           |   |                     |       |            |   |                  |       | 344                      | A | NJIT              | 57 73 |
| -----                     |   |           |       |           |   |                     |       |            |   |                  |       |                          |   |                   |       |
| LAST 12 Division I GAMES: |   |           |       |           |   |                     |       |            |   |                  |       |                          |   |                   |       |
|                           |   |           |       | 67        | H | UC Davis            | 71 83 | 209        | A | UC Santa Barbara | 44 51 |                          |   |                   |       |
|                           |   |           |       | 163       | H | Cal Poly            | 64 75 | 307        | N | VCU              | 59 69 |                          |   |                   |       |
|                           |   |           |       | 209       | H | UC Santa Barbara    | 74 90 | 344        | A | NJIT             | 57 73 |                          |   |                   |       |
|                           |   |           |       | 246       | A | Hawaii              | 66 74 | 248        | H | New Mexico St.   | 63 72 |                          |   |                   |       |
|                           |   |           |       | 298       | A | Cal St. Fullerton   | 61 67 | 267        | H | Illinois St.     | 51 59 |                          |   |                   |       |
|                           |   |           |       | 242       | A | UC Riverside        | 53 77 | 9          | H | Tennessee        | 61 90 |                          |   |                   |       |

Non-Div I Games:

Long Beach St.



|                   |          |           |                |            |             |               |      |      |       |           |
|-------------------|----------|-----------|----------------|------------|-------------|---------------|------|------|-------|-----------|
| Average RPI Win:  | 302      | WON-LOST  | WINNING        | LAST 10    | STRENGTH OF | OPP. STRENGTH | TEAM | ADJ. | CONF. | ADJ CONF. |
| Average RPI Loss: | 246      | RECORD    | PCT. RANK      | GAMES      | SCHEDULE    | OF SCHEDULE   | RPI  | RPI  | RPI   | RPI       |
| DIV. I ONLY       | 2- 17    | 329       | 1- 9           | 335        | 349         | 349           | 349  | 28   | 28    |           |
| DIV. I NON-CONF.  | 1- 9     | 318       | 0- 3           | 339        | 348         | 349           | 349  | 28   | 28    |           |
| -----             |          |           |                |            |             |               |      |      |       |           |
| TOTALS            | RPI 1-25 | RPI 26-50 | W-L RECORDS    | RPI 51-100 | RPI 101-999 | RPI 201+      |      |      |       |           |
| 2- 17             | 0- 0     | 0- 0      | OVERALL        | 0- 0       | 2- 17       | 2- 13         |      |      |       |           |
| 2- 6              | 0- 0     | 0- 0      | HOME           | 0- 0       | 2- 6        | 2- 4          |      |      |       |           |
| 0- 11             | 0- 0     | 0- 0      | AWAY           | 0- 0       | 0- 0        | 0- 0          |      |      |       |           |
| 0- 0              | 0- 0     | 0- 0      | NEUTRAL        | 0- 0       | 0- 0        | 0- 0          |      |      |       |           |
| 1- 9              | 0- 0     | 0- 0      | NON-CONFERENCE | 0- 0       | 1- 9        | 1- 8          |      |      |       |           |
| 1- 3              | 0- 0     | 0- 0      | HOME           | 0- 0       | 1- 3        | 1- 3          |      |      |       |           |
| 0- 6              | 0- 0     | 0- 0      | AWAY           | 0- 0       | 0- 6        | 0- 5          |      |      |       |           |
| 0- 0              | 0- 0     | 0- 0      | NEUTRAL        | 0- 0       | 0- 0        | 0- 0          |      |      |       |           |
| 1- 8              | 0- 0     | 0- 0      | CONFERENCE     | 0- 0       | 1- 8        | 1- 5          |      |      |       |           |
| 1- 3              | 0- 0     | 0- 0      | HOME           | 0- 0       | 1- 3        | 1- 1          |      |      |       |           |
| 0- 5              | 0- 0     | 0- 0      | AWAY           | 0- 0       | 0- 5        | 0- 4          |      |      |       |           |
| 0- 0              | 0- 0     | 0- 0      | NEUTRAL        | 0- 0       | 0- 0        | 0- 0          |      |      |       |           |

| RPI                       | S | Opponent      | Score | RPI       | S   | Opponent | Score           | RPI        | S  | Opponent | Score | RPI                     | S            | Opponent | Score | RPI             | S               | Opponent | Score |
|---------------------------|---|---------------|-------|-----------|-----|----------|-----------------|------------|----|----------|-------|-------------------------|--------------|----------|-------|-----------------|-----------------|----------|-------|
| RPI 1-25                  |   |               |       | RPI 26-50 |     |          |                 | RPI 51-100 |    |          |       | RPI 101+                |              |          |       | Team's RPI: 349 |                 |          |       |
| 107                       | A | George Mason  | 41    | 60        | 110 | H        | Li berty        | 51         | 63 | 131      | A     | Hi gh Poi nt            | 41           | 62       | 185   | H               | Radford         | 33       | 52    |
| 206                       | H | Norfol k St.  | 45    | 64        | 213 | A        | Eastern Mi ch.  | 44         | 73 | 223      | H     | Gardner-Webb            | 54           | 61       | 242   | A               | UNC Asheville   | 52       | 82    |
| 256                       | H | Presbyteria n | 66    | 56        | 258 | A        | Campbel l       | 48         | 58 | 265      | H     | Fai rlei gh Di cki nson | 52           | 72       | 288   | H               | Val parai so    | 68       | 81    |
| 314                       | A | Del aware St. | 56    | 60        | 322 | A        | Charle ston So. | 57         | 73 | 325      | A     | Marshal l               | 45           | 90       | 326   | A               | Wagner          | 43       | 60    |
| 333                       | A | N. C. Central | 75    | 87        | 342 | A        | Winthrop        | 60         | 69 | 348      | H     | UMass Lowell            | 84           | 82       |       |                 |                 |          |       |
| LAST 12 Division I GAMES: |   |               |       |           |     |          |                 |            |    |          |       |                         |              |          |       |                 |                 |          |       |
| 342                       | A | Winthrop      | 60    | 69        | 223 | H        | Gardner-Webb    | 54         | 61 | 256      | H     | Presbyteria n           | 66           | 56       | 322   | A               | Charle ston So. | 57       | 73    |
| 258                       | A | Campbel l     | 48    | 58        | 206 | H        | Norfol k St.    | 45         | 64 | 107      | A     | George Mason            | 41           | 60       | 213   | A               | Eastern Mi ch.  | 44       | 73    |
| 110                       | H | Li berty      | 51    | 63        | 33  | 52       | 32              | 52         | 33 | 52       | 107   | A                       | George Mason | 41       | 60    |                 |                 |          |       |
| 131                       | A | Hi gh Poi nt  | 41    | 62        | 242 | A        | UNC Asheville   | 52         | 82 |          |       |                         |              |          |       |                 |                 |          |       |

Non-Div I Games: Milligan 66 56

Longwood



|                   |          |           |                |            |             |               |      |      |       |           |
|-------------------|----------|-----------|----------------|------------|-------------|---------------|------|------|-------|-----------|
| Average RPI Win:  | 251      | WON-LOST  | WINNING        | LAST 10    | STRENGTH OF | OPP. STRENGTH | TEAM | ADJ. | CONF. | ADJ CONF. |
| Average RPI Loss: | 98       | RECORD    | PCT. RANK      | GAMES      | SCHEDULE    | OF SCHEDULE   | RPI  | RPI  | RPI   | RPI       |
| DIV. I ONLY       | 10- 10   | 165       | 6- 4           | 121        | 194         | 159           | 159  | 23   | 23    |           |
| DIV. I NON-CONF.  | 5- 6     | 187       | 2- 1           | 85         | 93          | 139           | 139  | 23   | 23    |           |
| -----             |          |           |                |            |             |               |      |      |       |           |
| TOTALS            | RPI 1-25 | RPI 26-50 | W-L RECORDS    | RPI 51-100 | RPI 101-999 | RPI 201+      |      |      |       |           |
| 10- 10            | 0- 2     | 0- 1      | OVERALL        | 0- 2       | 10- 5       | 8- 2          |      |      |       |           |
| 6- 3              | 0- 0     | 0- 0      | HOME           | 0- 1       | 6- 2        | 5- 1          |      |      |       |           |
| 3- 5              | 0- 1     | 0- 0      | AWAY           | 0- 1       | 3- 1        | 2- 1          |      |      |       |           |
| 1- 2              | 0- 1     | 0- 0      | NEUTRAL        | 0- 0       | 1- 1        | 1- 0          |      |      |       |           |
| 5- 6              | 0- 2     | 0- 1      | NON-CONFERENCE | 0- 1       | 5- 2        | 4- 0          |      |      |       |           |
| 3- 1              | 0- 0     | 0- 0      | HOME           | 0- 0       | 3- 1        | 2- 0          |      |      |       |           |
| 1- 3              | 0- 1     | 0- 1      | AWAY           | 0- 1       | 1- 0        | 1- 0          |      |      |       |           |
| 1- 2              | 0- 1     | 0- 0      | NEUTRAL        | 0- 0       | 1- 1        | 1- 0          |      |      |       |           |
| 5- 4              | 0- 0     | 0- 0      | CONFERENCE     | 0- 1       | 5- 3        | 4- 2          |      |      |       |           |
| 3- 2              | 0- 0     | 0- 0      | HOME           | 0- 1       | 3- 1        | 3- 1          |      |      |       |           |
| 2- 2              | 0- 0     | 0- 0      | AWAY           | 0- 0       | 2- 2        | 1- 1          |      |      |       |           |
| 0- 0              | 0- 0     | 0- 0      | NEUTRAL        | 0- 0       | 0- 0        | 0- 0          |      |      |       |           |

| RPI 1-25                  |   |                 |       | RPI 26-50 |   |                  |       | RPI 51-100 |   |            |       | RPI 101+ Team's RPI: 159 |   |                  |       |
|---------------------------|---|-----------------|-------|-----------|---|------------------|-------|------------|---|------------|-------|--------------------------|---|------------------|-------|
| RPI                       | S | Opponent        | Score | RPI       | S | Opponent         | Score | RPI        | S | Opponent   | Score | RPI                      | S | Opponent         | Score |
| 3                         | N | Mississippi St. | 37 94 | 27        | A | LSU              | 45 60 | 58         | A | Toledo     | 55 79 | 105                      | H | Auburn           | 60 70 |
| 12                        | A | Texas A&M       | 62 83 |           |   |                  |       | 89         | H | South Ala. | 57 72 | 122                      | A | Little Rock      | 43 78 |
|                           |   |                 |       |           |   |                  |       |            |   |            |       | 132                      | N | Cleveland St.    | 45 54 |
|                           |   |                 |       |           |   |                  |       |            |   |            |       | 149                      | A | Texas St.        | 65 58 |
|                           |   |                 |       |           |   |                  |       |            |   |            |       | 199                      | H | New Orleans      | 66 57 |
|                           |   |                 |       |           |   |                  |       |            |   |            |       | 208                      | A | UT Arlington     | 61 63 |
|                           |   |                 |       |           |   |                  |       |            |   |            |       | 210                      | A | Arkansas St.     | 77 75 |
|                           |   |                 |       |           |   |                  |       |            |   |            |       | 221                      | H | Troy             | 55 62 |
|                           |   |                 |       |           |   |                  |       |            |   |            |       | 227                      | N | Niagara          | 68 52 |
|                           |   |                 |       |           |   |                  |       |            |   |            |       | 270                      | H | Alcorn           | 67 47 |
|                           |   |                 |       |           |   |                  |       |            |   |            |       | 271                      | H | Appalachian St.  | 61 45 |
|                           |   |                 |       |           |   |                  |       |            |   |            |       | 273                      | H | Coastal Caro.    | 59 55 |
|                           |   |                 |       |           |   |                  |       |            |   |            |       | 286                      | H | McNeese          | 98 86 |
|                           |   |                 |       |           |   |                  |       |            |   |            |       | 295                      | A | Southeastern La. | 68 56 |
|                           |   |                 |       |           |   |                  |       |            |   |            |       | 329                      | H | La.-Monroe       | 63 55 |
| -----                     |   |                 |       |           |   |                  |       |            |   |            |       |                          |   |                  |       |
| LAST 12 Division I GAMES: |   |                 |       |           |   |                  |       |            |   |            |       |                          |   |                  |       |
| 221                       | H | Troy            | 55 62 | 271       | H | Appalachian St.  | 61 45 |            |   |            |       |                          |   |                  |       |
| 89                        | H | South Ala.      | 57 72 | 210       | A | Arkansas St.     | 77 75 |            |   |            |       |                          |   |                  |       |
| 149                       | A | Texas St.       | 65 58 | 122       | A | Little Rock      | 43 78 |            |   |            |       |                          |   |                  |       |
| 208                       | A | UT Arlington    | 61 63 | 270       | H | Alcorn           | 67 47 |            |   |            |       |                          |   |                  |       |
| 329                       | H | La.-Monroe      | 63 55 | 27        | A | LSU              | 45 60 |            |   |            |       |                          |   |                  |       |
| 273                       | H | Coastal Caro.   | 59 55 | 295       | A | Southeastern La. | 68 56 |            |   |            |       |                          |   |                  |       |

Non-Div I Games: Dillard

53 60

Louisiana



|                   |     |          |           |         |             |               |      |      |       |           |
|-------------------|-----|----------|-----------|---------|-------------|---------------|------|------|-------|-----------|
| Average RPI Win:  | 244 | WON-LOST | WINNING   | LAST 10 | STRENGTH OF | OPP. STRENGTH | TEAM | ADJ. | CONF. | ADJ CONF. |
| Average RPI Loss: | 144 | RECORD   | PCT. RANK | GAMES   | SCHEDULE    | OF SCHEDULE   | RPI  | RPI  | RPI   | RPI       |

|                  |          |           |                |            |             |          |     |    |    |
|------------------|----------|-----------|----------------|------------|-------------|----------|-----|----|----|
| DIV. I ONLY      | 13- 8    | 107       | 6- 4           | 304        | 179         | 189      | 189 | 18 | 18 |
| DIV. I NON-CONF. | 8- 4     | 87        | 3- 0           | 293        | 163         | 176      | 176 | 19 | 19 |
| -----            |          |           |                |            |             |          |     |    |    |
| TOTALS           | RPI 1-25 | RPI 26-50 | W-L RECORDS    | RPI 51-100 | RPI 101-999 | RPI 201+ |     |    |    |
| 13- 8            | 0- 1     | 0- 1      | OVERALL        | 1- 0       | 12- 6       | 9- 2     |     |    |    |
| 9- 2             | 0- 0     | 0- 1      | HOME           | 0- 0       | 9- 1        | 8- 0     |     |    |    |
| 3- 5             | 0- 1     | 0- 0      | AWAY           | 0- 0       | 3- 4        | 1- 1     |     |    |    |
| 1- 1             | 0- 0     | 0- 0      | NEUTRAL        | 1- 0       | 0- 1        | 0- 1     |     |    |    |
| 8- 4             | 0- 1     | 0- 0      | NON-CONFERENCE | 1- 0       | 7- 3        | 5- 1     |     |    |    |
| 6- 1             | 0- 0     | 0- 0      | HOME           | 0- 0       | 6- 1        | 5- 0     |     |    |    |
| 1- 2             | 0- 1     | 0- 0      | AWAY           | 0- 0       | 1- 1        | 0- 0     |     |    |    |
| 1- 1             | 0- 0     | 0- 0      | NEUTRAL        | 1- 0       | 0- 1        | 0- 1     |     |    |    |
| 5- 4             | 0- 0     | 0- 1      | CONFERENCE     | 0- 0       | 5- 3        | 4- 1     |     |    |    |
| 3- 1             | 0- 0     | 0- 1      | HOME           | 0- 0       | 3- 0        | 3- 0     |     |    |    |
| 2- 3             | 0- 0     | 0- 0      | AWAY           | 0- 0       | 2- 3        | 1- 1     |     |    |    |
| 0- 0             | 0- 0     | 0- 0      | NEUTRAL        | 0- 0       | 0- 0        | 0- 0     |     |    |    |

| RPI 1-25                  |   |          |       | RPI 26-50 |   |               |       | RPI 51-100 |   |                 |       | RPI 101+ Team's RPI: 189 |   |                 |       |
|---------------------------|---|----------|-------|-----------|---|---------------|-------|------------|---|-----------------|-------|--------------------------|---|-----------------|-------|
| RPI                       | S | Opponent | Score | RPI       | S | Opponent      | Score | RPI        | S | Opponent        | Score | RPI                      | S | Opponent        | Score |
| 11                        | A | Texas    | 54 88 | 46        | H | Western Ky.   | 64 74 | 80         | N | Penn St.        | 71 59 | 105                      | A | Auburn          | 59 75 |
|                           |   |          |       |           |   |               |       |            |   |                 |       | 122                      | A | Little Rock     | 58 49 |
|                           |   |          |       |           |   |               |       |            |   |                 |       | 130                      | A | Middle Tenn.    | 66 49 |
|                           |   |          |       |           |   |               |       |            |   |                 |       | 135                      | H | Clemson         | 47 55 |
|                           |   |          |       |           |   |               |       |            |   |                 |       | 165                      | A | Southern Miss.  | 50 65 |
|                           |   |          |       |           |   |               |       |            |   |                 |       | 178                      | H | Memphis         | 65 40 |
|                           |   |          |       |           |   |               |       |            |   |                 |       | 179                      | A | Fla. Atlantic   | 72 86 |
|                           |   |          |       |           |   |               |       |            |   |                 |       | 227                      | N | Niagara         | 67 73 |
|                           |   |          |       |           |   |               |       |            |   |                 |       | 238                      | H | North Texas     | 61 53 |
|                           |   |          |       |           |   |               |       |            |   |                 |       | 254                      | H | Grambling       | 64 53 |
|                           |   |          |       |           |   |               |       |            |   |                 |       | 270                      | H | Alcorn          | 87 50 |
|                           |   |          |       |           |   |               |       |            |   |                 |       | 286                      | H | McNeese         | 78 62 |
|                           |   |          |       |           |   |               |       |            |   |                 |       | 287                      | A | FIU             | 54 57 |
|                           |   |          |       |           |   |               |       |            |   |                 |       | 316                      | H | UTSA            | 63 55 |
|                           |   |          |       |           |   |               |       |            |   |                 |       | 318                      | H | Old Dominion    | 59 45 |
|                           |   |          |       |           |   |               |       |            |   |                 |       | 324                      | H | Houston Baptist | 85 62 |
|                           |   |          |       |           |   |               |       |            |   |                 |       | 325                      | A | Marshall        | 74 65 |
|                           |   |          |       |           |   |               |       |            |   |                 |       | 329                      | H | La. -Monroe     | 71 49 |
| LAST 12 Division I GAMES: |   |          |       |           |   |               |       |            |   |                 |       |                          |   |                 |       |
|                           |   |          |       | 130       | A | Middle Tenn.  | 66 49 | 165        | A | Southern Miss.  | 50 65 |                          |   |                 |       |
|                           |   |          |       | 46        | H | Western Ky.   | 64 74 | 316        | H | UTSA            | 63 55 |                          |   |                 |       |
|                           |   |          |       | 318       | H | Old Dominion  | 59 45 | 238        | H | North Texas     | 61 53 |                          |   |                 |       |
|                           |   |          |       | 179       | A | Fla. Atlantic | 72 86 | 270        | H | Alcorn          | 87 50 |                          |   |                 |       |
|                           |   |          |       | 287       | A | FIU           | 54 57 | 324        | H | Houston Baptist | 85 62 |                          |   |                 |       |
|                           |   |          |       | 325       | A | Marshall      | 74 65 | 286        | H | McNeese         | 78 62 |                          |   |                 |       |

Non-Div I Games: LSU-Alexandria 87 47

Louisiana Tech



| Average RPI Win: 106 |      | WON-LOST RECORD | WINNING PCT. RANK | LAST 10 GAMES  | STRENGTH OF SCHEDULE | OPP. STRENGTH OF SCHEDULE | TEAM RPI    | ADJ. RPI | CONF. RPI | ADJ. CONF. RPI |
|----------------------|------|-----------------|-------------------|----------------|----------------------|---------------------------|-------------|----------|-----------|----------------|
| Average RPI Loss: 7  |      |                 |                   |                |                      |                           |             |          |           |                |
| DIV. I ONLY          |      | 23- 1           | 3                 | 9- 1           | 26                   | 4                         | 4           | 4        | 1         | 1              |
| DIV. I NON-CONF.     |      | 14- 0           | 1                 | 2- 0           | 110                  | 21                        | 11          | 11       | 1         | 1              |
| TOTALS               |      | RPI 1-25        | RPI 26-50         | W-L RECORDS    |                      | RPI 51-100                | RPI 101-999 | RPI 201+ |           |                |
| 23- 1                | 5- 1 |                 | 3- 0              | OVERALL        |                      | 6- 0                      | 9- 0        | 4- 0     |           |                |
| 13- 1                | 3- 1 |                 | 1- 0              | HOME           |                      | 2- 0                      | 7- 0        | 3- 0     |           |                |
| 10- 0                | 2- 0 |                 | 2- 0              | AWAY           |                      | 4- 0                      | 2- 0        | 1- 0     |           |                |
| 0- 0                 | 0- 0 |                 | 0- 0              | NEUTRAL        |                      | 0- 0                      | 0- 0        | 0- 0     |           |                |
| 14- 0                | 2- 0 |                 | 2- 0              | NON-CONFERENCE |                      | 3- 0                      | 7- 0        | 4- 0     |           |                |
| 9- 0                 | 1- 0 |                 | 1- 0              | HOME           |                      | 1- 0                      | 6- 0        | 3- 0     |           |                |
| 5- 0                 | 1- 0 |                 | 1- 0              | AWAY           |                      | 2- 0                      | 1- 0        | 1- 0     |           |                |
| 0- 0                 | 0- 0 |                 | 0- 0              | NEUTRAL        |                      | 0- 0                      | 0- 0        | 0- 0     |           |                |
| 9- 1                 | 3- 1 |                 | 1- 0              | CONFERENCE     |                      | 3- 0                      | 2- 0        | 0- 0     |           |                |
| 4- 1                 | 2- 1 |                 | 0- 0              | HOME           |                      | 1- 0                      | 1- 0        | 0- 0     |           |                |
| 5- 0                 | 1- 0 |                 | 1- 0              | AWAY           |                      | 2- 0                      | 1- 0        | 0- 0     |           |                |
| 0- 0                 | 0- 0 |                 | 0- 0              | NEUTRAL        |                      | 0- 0                      | 0- 0        | 0- 0     |           |                |

| RPI 1-25                     |   |             |        | Team's RPI : 4 |   |                  |        | RPI 26-50 |   |                  |       | RPI 51-100 |   |                   |        | RPI 101+ |   |          |       |
|------------------------------|---|-------------|--------|----------------|---|------------------|--------|-----------|---|------------------|-------|------------|---|-------------------|--------|----------|---|----------|-------|
| RPI                          | S | Opponent    | Score  | RPI            | S | Opponent         | Score  | RPI       | S | Opponent         | Score | RPI        | S | Opponent          | Score  | RPI      | S | Opponent | Score |
| 2                            | H | Notre Dame  | 100 67 | 31             | A | Vi rgi ni a      | 77 41  | 58        | H | To l e d o       | 90 55 | 102        | H | Wake Forest       | 89 52  |          |   |          |       |
| 5                            | H | Oregon      | 74 61  | 32             | H | Mi chi gan       | 74 49  | 61        | A | Mi ami (FL)      | 84 74 | 118        | H | Vanderbil t       | 79 57  |          |   |          |       |
| 6                            | A | Ohio St.    | 95 90  | 44             | A | South Dakota St. | 68 64  | 64        | H | Vi rgi ni a Tech | 67 56 | 130        | H | Mi ddle Tenn.     | 80 26  |          |   |          |       |
| 7                            | H | Florida St. | 49 50  |                |   |                  |        | 72        | A | I ndi ana        | 72 59 | 140        | A | Pi ttsburgh       | 77 51  |          |   |          |       |
| 13                           | A | NC State    | 55 47  |                |   |                  |        | 74        | A | Georgi a Tech    | 74 71 | 200        | H | Southeast Mo. St. | 80 40  |          |   |          |       |
| 14                           | H | Duke        | 66 60  |                |   |                  |        | 98        | A | Ken tucky        | 87 63 | 219        | H | UT Martin         | 91 56  |          |   |          |       |
|                              |   |             |        |                |   |                  |        |           |   |                  |       | 299        | H | Murray St.        | 115 51 |          |   |          |       |
|                              |   |             |        |                |   |                  |        |           |   |                  |       | 320        | A | Air Force         | 62 50  |          |   |          |       |
|                              |   |             |        |                |   |                  |        |           |   |                  |       | 340        | H | Tennessee St.     | 95 56  |          |   |          |       |
| LAST 12 Di vi si on I GAMES: |   |             |        |                |   |                  |        |           |   |                  |       |            |   |                   |        |          |   |          |       |
|                              |   |             |        | 31             | A | Vi rgi ni a      | 77 41  | 64        | H | Vi rgi ni a Tech | 67 56 |            |   |                   |        |          |   |          |       |
|                              |   |             |        | 102            | H | Wake Forest      | 89 52  | 14        | H | Duke             | 66 60 |            |   |                   |        |          |   |          |       |
|                              |   |             |        | 61             | A | Mi ami (FL)      | 84 74  | 13        | A | NC State         | 55 47 |            |   |                   |        |          |   |          |       |
|                              |   |             |        | 7              | H | Fl ori da St.    | 49 50  | 74        | A | Georgi a Tech    | 74 71 |            |   |                   |        |          |   |          |       |
|                              |   |             |        | 140            | A | Pi ttsburgh      | 77 51  | 320       | A | Ai r Force       | 62 50 |            |   |                   |        |          |   |          |       |
|                              |   |             |        | 2              | H | Notre Dame       | 100 67 | 98        | A | Ken tucky        | 87 63 |            |   |                   |        |          |   |          |       |

Non-Div I Games:

Loui svi l l e

■ Loss, ■ Non-Conf, S Site, H Home A Away N Neutral



|                  |           |           |                |            |             |               |      |      |       |           |
|------------------|-----------|-----------|----------------|------------|-------------|---------------|------|------|-------|-----------|
| Average RPI      | Win: 320  | WON-LOST  | WINNING        | LAST 10    | STRENGTH OF | OPP. STRENGTH | TEAM | ADJ. | CONF. | ADJ CONF. |
| Average RPI      | Loss: 146 | RECORD    | PCT. RANK      | GAMES      | SCHEDULE    | OF SCHEDULE   | RPI  | RPI  | RPI   | RPI       |
| DIV. I ONLY      | 4- 16     | 307       | 3- 7           | 267        | 155         | 310           | 310  | 24   | 24    |           |
| DIV. I NON-CONF. | 2- 9      | 295       | 1- 2           | 238        | 72          | 284           | 284  | 22   | 22    |           |
| -----            |           |           |                |            |             |               |      |      |       |           |
| TOTALS           | RPI 1-25  | RPI 26-50 | W-L RECORDS    | RPI 51-100 | RPI 101-999 | RPI 201+      |      |      |       |           |
| 4- 16            | 0- 3      | 0- 0      | OVERALL        | 0- 3       | 4- 10       | 4- 5          |      |      |       |           |
| 3- 5             | 0- 1      | 0- 0      | HOME           | 0- 0       | 3- 4        | 3- 3          |      |      |       |           |
| 1- 11            | 0- 2      | 0- 0      | AWAY           | 0- 3       | 1- 6        | 1- 2          |      |      |       |           |
| 0- 0             | 0- 0      | 0- 0      | NEUTRAL        | 0- 0       | 0- 0        | 0- 0          |      |      |       |           |
| 2- 9             | 0- 3      | 0- 0      | NON-CONFERENCE | 0- 2       | 2- 4        | 2- 2          |      |      |       |           |
| 1- 3             | 0- 1      | 0- 0      | HOME           | 0- 0       | 1- 2        | 1- 1          |      |      |       |           |
| 1- 6             | 0- 2      | 0- 0      | AWAY           | 0- 2       | 1- 2        | 1- 1          |      |      |       |           |
| 0- 0             | 0- 0      | 0- 0      | NEUTRAL        | 0- 0       | 0- 0        | 0- 0          |      |      |       |           |
| 2- 7             | 0- 0      | 0- 0      | CONFERENCE     | 0- 1       | 2- 6        | 2- 3          |      |      |       |           |
| 2- 2             | 0- 0      | 0- 0      | HOME           | 0- 0       | 2- 2        | 2- 2          |      |      |       |           |
| 0- 5             | 0- 0      | 0- 0      | AWAY           | 0- 1       | 0- 4        | 0- 1          |      |      |       |           |
| 0- 0             | 0- 0      | 0- 0      | NEUTRAL        | 0- 0       | 0- 0        | 0- 0          |      |      |       |           |

| RPI 1-25                  |   |               |       | RPI 26-50 |   |              |       | RPI 51-100 |   |           |       | RPI 101+ Team's RPI: 310 |   |                |       |
|---------------------------|---|---------------|-------|-----------|---|--------------|-------|------------|---|-----------|-------|--------------------------|---|----------------|-------|
| RPI                       | S | Opponent      | Score | RPI       | S | Opponent     | Score | RPI        | S | Opponent  | Score | RPI                      | S | Opponent       | Score |
| 16                        | H | Green Bay     | 39 76 |           |   |              |       | 88         | A | Butler    | 52 64 | 111                      | H | Western Mi ch. | 47 65 |
| 21                        | A | Marquette     | 30 92 |           |   |              |       | 95         | A | Drake     | 46 72 | 128                      | A | Missouri St.   | 36 75 |
| 23                        | A | DePaul        | 47 88 |           |   |              |       | 96         | A | Milwaukee | 41 63 | 136                      | A | Southern Ill.  | 46 62 |
|                           |   |               |       |           |   |              |       |            |   |           |       | 139                      | A | UNI            | 41 70 |
|                           |   |               |       |           |   |              |       |            |   |           |       | 161                      | A | Northern Ill.  | 71 80 |
|                           |   |               |       |           |   |              |       |            |   |           |       | 229                      | H | Youngstown St. | 49 73 |
|                           |   |               |       |           |   |              |       |            |   |           |       | 239                      | H | Bradley        | 57 59 |
|                           |   |               |       |           |   |              |       |            |   |           |       | 253                      | H | Indiana St.    | 65 73 |
|                           |   |               |       |           |   |              |       |            |   |           |       | 267                      | H | Illinois St.   | 62 59 |
|                           |   |               |       |           |   |              |       |            |   |           |       | 288                      | A | Valparaiso     | 60 76 |
|                           |   |               |       |           |   |              |       |            |   |           |       | 309                      | A | Fort Wayne     | 70 79 |
|                           |   |               |       |           |   |              |       |            |   |           |       | 319                      | H | Ill.-Chicago   | 57 55 |
|                           |   |               |       |           |   |              |       |            |   |           |       | 346                      | A | Chicago St.    | 46 28 |
|                           |   |               |       |           |   |              |       |            |   |           |       | 347                      | H | Evansville     | 82 63 |
| -----                     |   |               |       |           |   |              |       |            |   |           |       |                          |   |                |       |
| LAST 12 Division I GAMES: |   |               |       |           |   |              |       |            |   |           |       |                          |   |                |       |
| 347                       | H | Evansville    | 82 63 | 239       | H | Bradley      | 57 59 |            |   |           |       |                          |   |                |       |
| 253                       | H | Indiana St.   | 65 73 | 95        | A | Drake        | 46 72 |            |   |           |       |                          |   |                |       |
| 128                       | A | Missouri St.  | 36 75 | 139       | A | UNI          | 41 70 |            |   |           |       |                          |   |                |       |
| 136                       | A | Southern Ill. | 46 62 | 319       | H | Ill.-Chicago | 57 55 |            |   |           |       |                          |   |                |       |
| 288                       | A | Valparaiso    | 60 76 | 88        | A | Butler       | 52 64 |            |   |           |       |                          |   |                |       |
| 267                       | H | Illinois St.  | 62 59 | 16        | H | Green Bay    | 39 76 |            |   |           |       |                          |   |                |       |

Non-Div I Games:

Loyol a Chi cago



|                   |          |           |                |            |             |               |      |      |       |           |
|-------------------|----------|-----------|----------------|------------|-------------|---------------|------|------|-------|-----------|
| Average RPI Win:  | 214      | WON-LOST  | WINNING        | LAST 10    | STRENGTH OF | OPP. STRENGTH | TEAM | ADJ. | CONF. | ADJ CONF. |
| Average RPI Loss: | 154      | RECORD    | PCT. RANK      | GAMES      | SCHEDULE    | OF SCHEDULE   | RPI  | RPI  | RPI   | RPI       |
| DIV. I ONLY       | 6- 15    | 283       | 4- 6           | 108        | 261         | 240           | 240  | 15   | 15    |           |
| DIV. I NON-CONF.  | 2- 9     | 295       | 0- 2           | 88         | 311         | 256           | 256  | 18   | 18    |           |
| -----             |          |           |                |            |             |               |      |      |       |           |
| TOTALS            | RPI 1-25 | RPI 26-50 | W-L RECORDS    | RPI 51-100 | RPI 101-999 | RPI 201+      |      |      |       |           |
| 6- 15             | 0- 2     | 0- 0      | OVERALL        | 0- 2       | 6- 11       | 4- 4          |      |      |       |           |
| 4- 5              | 0- 0     | 0- 0      | HOME           | 0- 1       | 4- 4        | 3- 1          |      |      |       |           |
| 2- 10             | 0- 2     | 0- 0      | AWAY           | 0- 1       | 2- 7        | 1- 3          |      |      |       |           |
| 0- 0              | 0- 0     | 0- 0      | NEUTRAL        | 0- 0       | 0- 0        | 0- 0          |      |      |       |           |
| 2- 9              | 0- 2     | 0- 0      | NON-CONFERENCE | 0- 0       | 2- 7        | 2- 3          |      |      |       |           |
| 1- 3              | 0- 0     | 0- 0      | HOME           | 0- 0       | 1- 3        | 1- 1          |      |      |       |           |
| 1- 6              | 0- 2     | 0- 0      | AWAY           | 0- 0       | 1- 4        | 1- 2          |      |      |       |           |
| 0- 0              | 0- 0     | 0- 0      | NEUTRAL        | 0- 0       | 0- 0        | 0- 0          |      |      |       |           |
| 4- 6              | 0- 0     | 0- 0      | CONFERENCE     | 0- 2       | 4- 4        | 2- 1          |      |      |       |           |
| 3- 2              | 0- 0     | 0- 0      | HOME           | 0- 1       | 3- 1        | 2- 0          |      |      |       |           |
| 1- 4              | 0- 0     | 0- 0      | AWAY           | 0- 1       | 1- 3        | 0- 1          |      |      |       |           |
| 0- 0              | 0- 0     | 0- 0      | NEUTRAL        | 0- 0       | 0- 0        | 0- 0          |      |      |       |           |

| RPI 1-25                  |   |                 |        | RPI 26-50 |   |                 |        | RPI 51-100 |   |          |       | RPI 101+ Team's RPI: 240 |   |                      |       |
|---------------------------|---|-----------------|--------|-----------|---|-----------------|--------|------------|---|----------|-------|--------------------------|---|----------------------|-------|
| RPI                       | S | Opponent        | Score  | RPI       | S | Opponent        | Score  | RPI        | S | Opponent | Score | RPI                      | S | Opponent             | Score |
| 20                        | A | Maryland        | 45 114 |           |   |                 |        | 71         | H | American | 58 71 | 107                      | H | George Mason         | 72 80 |
| 21                        | A | Marquette       | 63 83  |           |   |                 |        | 83         | A | Navy     | 44 73 | 119                      | A | Delaware             | 38 71 |
|                           |   |                 |        |           |   |                 |        |            |   |          |       | 124                      | H | Georgetown           | 54 72 |
|                           |   |                 |        |           |   |                 |        |            |   |          |       | 137                      | A | William & Mary       | 49 70 |
|                           |   |                 |        |           |   |                 |        |            |   |          |       | 141                      | A | Bucknell             | 68 65 |
|                           |   |                 |        |           |   |                 |        |            |   |          |       | 170                      | H | Lehigh               | 67 64 |
|                           |   |                 |        |           |   |                 |        |            |   |          |       | 188                      | A | Army West Point      | 47 62 |
|                           |   |                 |        |           |   |                 |        |            |   |          |       | 188                      | H | Army West Point      | 62 69 |
|                           |   |                 |        |           |   |                 |        |            |   |          |       | 190                      | A | Boston U.            | 56 75 |
|                           |   |                 |        |           |   |                 |        |            |   |          |       | 206                      | A | Norfolk St.          | 61 58 |
|                           |   |                 |        |           |   |                 |        |            |   |          |       | 224                      | H | Holy Cross           | 77 60 |
|                           |   |                 |        |           |   |                 |        |            |   |          |       | 237                      | A | Lafayette            | 54 65 |
|                           |   |                 |        |           |   |                 |        |            |   |          |       | 261                      | A | Mt. St. Mary's       | 63 71 |
|                           |   |                 |        |           |   |                 |        |            |   |          |       | 269                      | H | Colgate              | 70 55 |
|                           |   |                 |        |           |   |                 |        |            |   |          |       | 276                      | H | Cornell              | 78 63 |
|                           |   |                 |        |           |   |                 |        |            |   |          |       | 279                      | A | St. Francis Brooklyn | 47 64 |
|                           |   |                 |        |           |   |                 |        |            |   |          |       | 281                      | H | Towson               | 67 76 |
| -----                     |   |                 |        |           |   |                 |        |            |   |          |       |                          |   |                      |       |
| LAST 12 Division I GAMES: |   |                 |        |           |   |                 |        |            |   |          |       |                          |   |                      |       |
| 188                       | A | Army West Point | 47 62  | 224       | H | Holy Cross      | 77 60  |            |   |          |       |                          |   |                      |       |
| 170                       | H | Lehigh          | 67 64  | 190       | A | Boston U.       | 56 75  |            |   |          |       |                          |   |                      |       |
| 269                       | H | Colgate         | 70 55  | 188       | H | Army West Point | 62 69  |            |   |          |       |                          |   |                      |       |
| 141                       | A | Bucknell        | 68 65  | 83        | A | Navy            | 44 73  |            |   |          |       |                          |   |                      |       |
| 237                       | A | Lafayette       | 54 65  | 119       | A | Delaware        | 38 71  |            |   |          |       |                          |   |                      |       |
| 71                        | H | American        | 58 71  | 20        | A | Maryland        | 45 114 |            |   |          |       |                          |   |                      |       |

Non-Div I Games:

Loyola Maryl and



|                   |          |           |                |            |             |               |      |      |       |           |
|-------------------|----------|-----------|----------------|------------|-------------|---------------|------|------|-------|-----------|
| Average RPI Win:  | 209      | WON-LOST  | WINNING        | LAST 10    | STRENGTH OF | OPP. STRENGTH | TEAM | ADJ. | CONF. | ADJ CONF. |
| Average RPI Loss: | 139      | RECORD    | PCT. RANK      | GAMES      | SCHEDULE    | OF SCHEDULE   | RPI  | RPI  | RPI   | RPI       |
| DIV. I ONLY       | 13- 8    | 107       | 5- 5           | 242        | 138         | 152           | 152  | 12   | 12    |           |
| DIV. I NON-CONF.  | 7- 3     | 74        | 0- 1           | 300        | 145         | 159           | 159  | 11   | 11    |           |
| -----             |          |           |                |            |             |               |      |      |       |           |
| TOTALS            | RPI 1-25 | RPI 26-50 | W-L RECORDS    | RPI 51-100 | RPI 101-999 | RPI 201+      |      |      |       |           |
| 13- 8             | 0- 0     | 0- 1      | OVERALL        | 2- 1       | 11- 6       | 9- 3          |      |      |       |           |
| 7- 4              | 0- 0     | 0- 1      | HOME           | 1- 0       | 6- 3        | 4- 2          |      |      |       |           |
| 6- 4              | 0- 0     | 0- 0      | AWAY           | 1- 1       | 5- 3        | 5- 1          |      |      |       |           |
| 0- 0              | 0- 0     | 0- 0      | NEUTRAL        | 0- 0       | 0- 0        | 0- 0          |      |      |       |           |
| 7- 3              | 0- 0     | 0- 1      | NON-CONFERENCE | 1- 0       | 6- 2        | 5- 2          |      |      |       |           |
| 4- 2              | 0- 0     | 0- 1      | HOME           | 0- 0       | 4- 1        | 3- 1          |      |      |       |           |
| 3- 1              | 0- 0     | 0- 0      | AWAY           | 1- 0       | 2- 1        | 2- 1          |      |      |       |           |
| 0- 0              | 0- 0     | 0- 0      | NEUTRAL        | 0- 0       | 0- 0        | 0- 0          |      |      |       |           |
| 6- 5              | 0- 0     | 0- 0      | CONFERENCE     | 1- 1       | 5- 4        | 4- 1          |      |      |       |           |
| 3- 2              | 0- 0     | 0- 0      | HOME           | 1- 0       | 2- 2        | 1- 1          |      |      |       |           |
| 3- 3              | 0- 0     | 0- 0      | AWAY           | 0- 1       | 3- 2        | 3- 0          |      |      |       |           |
| 0- 0              | 0- 0     | 0- 0      | NEUTRAL        | 0- 0       | 0- 0        | 0- 0          |      |      |       |           |

| RPI 1-25                     |   |          |       | RPI 26-50 |   |                         |       | RPI 51-100 |   |                    |       | RPI 101+ |   |                  |       | Team's RPI: 152 |
|------------------------------|---|----------|-------|-----------|---|-------------------------|-------|------------|---|--------------------|-------|----------|---|------------------|-------|-----------------|
| RPI                          | S | Opponent | Score | RPI       | S | Opponent                | Score | RPI        | S | Opponent           | Score | RPI      | S | Opponent         | Score |                 |
|                              |   |          |       | 48        | H | Southern Cal i forn i a | 70 80 | 51         | A | Gonzaga            | 67 77 | 103      | H | Mi ami (OH)      | 84 71 |                 |
|                              |   |          |       |           |   |                         |       | 79         | H | Saint Mary' s (CA) | 69 57 | 112      | A | BYU              | 52 62 |                 |
|                              |   |          |       |           |   |                         |       | 91         | A | Saint Loui s       | 62 60 | 112      | H | BYU              | 55 67 |                 |
|                              |   |          |       |           |   |                         |       |            |   |                    |       | 153      | H | Paci fi c        | 75 60 |                 |
|                              |   |          |       |           |   |                         |       |            |   |                    |       | 164      | A | San Franci sco   | 60 78 |                 |
|                              |   |          |       |           |   |                         |       |            |   |                    |       | 202      | H | CSUN             | 68 75 |                 |
|                              |   |          |       |           |   |                         |       |            |   |                    |       | 209      | H | UC Santa Barbara | 67 61 |                 |
|                              |   |          |       |           |   |                         |       |            |   |                    |       | 211      | A | San Di ego       | 67 53 |                 |
|                              |   |          |       |           |   |                         |       |            |   |                    |       | 211      | H | San Di ego       | 54 60 |                 |
|                              |   |          |       |           |   |                         |       |            |   |                    |       | 213      | H | Eastern Mi ch.   | 73 64 |                 |
|                              |   |          |       |           |   |                         |       |            |   |                    |       | 215      | A | SMU              | 60 63 |                 |
|                              |   |          |       |           |   |                         |       |            |   |                    |       | 231      | H | Pepperdi ne      | 75 60 |                 |
|                              |   |          |       |           |   |                         |       |            |   |                    |       | 242      | A | UC Ri versi de   | 67 59 |                 |
|                              |   |          |       |           |   |                         |       |            |   |                    |       | 263      | A | Santa Clara      | 65 51 |                 |
|                              |   |          |       |           |   |                         |       |            |   |                    |       | 277      | H | Ari zona         | 84 70 |                 |
|                              |   |          |       |           |   |                         |       |            |   |                    |       | 305      | A | Portland         | 63 60 |                 |
|                              |   |          |       |           |   |                         |       |            |   |                    |       | 335      | A | Long Beach St.   | 84 69 |                 |
| -----                        |   |          |       |           |   |                         |       |            |   |                    |       |          |   |                  |       |                 |
| LAST 12 Di vi si on I GAMES: |   |          |       |           |   |                         |       |            |   |                    |       |          |   |                  |       |                 |
|                              |   |          |       | 112       | A | BYU                     | 52 62 | 164        | A | San Franci sco     | 60 78 |          |   |                  |       |                 |
|                              |   |          |       | 211       | A | San Di ego              | 67 53 | 51         | A | Gonzaga            | 67 77 |          |   |                  |       |                 |
|                              |   |          |       | 231       | H | Pepperdi ne             | 75 60 | 263        | A | Santa Clara        | 65 51 |          |   |                  |       |                 |
|                              |   |          |       | 305       | A | Portland                | 63 60 | 153        | H | Paci fi c          | 75 60 |          |   |                  |       |                 |
|                              |   |          |       | 112       | H | BYU                     | 55 67 | 79         | H | Saint Mary' s (CA) | 69 57 |          |   |                  |       |                 |
|                              |   |          |       | 211       | H | San Di ego              | 54 60 | 215        | A | SMU                | 60 63 |          |   |                  |       |                 |

Non-Di v I Games: Cal St. Dom. Hills 84 52

Loyola Marymount



Average RPI Win: 231

Average RPI Loss: 57

WON-LOST  
RECORDWINNING  
PCT. RANKLAST 10  
GAMESSTRENGTH OF  
SCHEDULEOPP. STRENGTH  
OF SCHEDULETEAM  
RPIADJ.  
RPICONF.  
RPIADJ CONF.  
RPIDIV. I ONLY  
DIV. I NON-CONF.12- 8  
5- 6119  
1878- 2  
1- 2125  
40110  
586  
6586  
6520  
2420  
24

TOTALS

RPI 1-25

RPI 26-50

W-L RECORDS

RPI 51-100

RPI 101-999

RPI 201+

12- 8

0- 3

0- 0

OVERALL

1- 4

11- 1

7- 0

5- 2

0- 0

0- 0

HOME

1- 1

4- 1

4- 0

6- 6

0- 3

0- 0

AWAY

0- 3

6- 0

2- 0

1- 0

0- 0

0- 0

NEUTRAL

0- 0

1- 0

1- 0

5- 6

0- 3

0- 0

NON-CONFERENCE

1- 3

4- 0

2- 0

2- 1

0- 0

0- 0

HOME

1- 1

1- 0

1- 0

2- 5

0- 3

0- 0

AWAY

0- 2

2- 0

0- 0

1- 0

0- 0

0- 0

NEUTRAL

0- 0

1- 0

1- 0

7- 2

0- 0

0- 0

CONFERENCE

0- 1

7- 1

5- 0

3- 1

0- 0

0- 0

HOME

0- 0

3- 1

3- 0

4- 1

0- 0

0- 0

AWAY

0- 1

4- 0

2- 0

0- 0

0- 0

0- 0

NEUTRAL

0- 0

0- 0

0- 0

RPI 1-25

RPI 26-50

RPI 51-100

Team's RPI: 86

RPI 101+

| RPI | S | Opponent        | Score |
|-----|---|-----------------|-------|
| 3   | A | Mississippi St. | 43 83 |
| 6   | A | Ohio St.        | 70 83 |
| 14  | A | Duke            | 39 69 |

| RPI | S | Opponent | Score |
|-----|---|----------|-------|
|-----|---|----------|-------|

| RPI | S | Opponent    | Score |
|-----|---|-------------|-------|
| 58  | A | Toledo      | 64 65 |
| 61  | A | Miami (FL)  | 70 80 |
| 66  | A | Albany (NY) | 54 68 |
| 70  | H | Harvard     | 76 51 |
| 92  | H | Tulane      | 34 42 |

| RPI | S | Opponent       | Score |
|-----|---|----------------|-------|
| 106 | A | Dartmouth      | 64 51 |
| 138 | A | Hartford       | 59 44 |
| 157 | H | Binghamton     | 62 66 |
| 181 | A | New Hampshire  | 56 46 |
| 198 | A | Boston College | 61 40 |
| 226 | H | Stony Brook    | 64 56 |
| 274 | H | Bryant         | 70 68 |
| 280 | N | Kennesaw St.   | 75 39 |
| 292 | H | Vermont        | 64 55 |
| 332 | A | UMBC           | 64 50 |
| 332 | H | UMBC           | 69 36 |
| 348 | A | UMass Lowell   | 69 51 |

LAST 12 Division I GAMES:

|     |   |               |       |     |   |                 |       |
|-----|---|---------------|-------|-----|---|-----------------|-------|
| 348 | A | UMass Lowell  | 69 51 | 332 | A | UMBC            | 64 50 |
| 332 | H | UMBC          | 69 36 | 157 | H | Binghamton      | 62 66 |
| 181 | A | New Hampshire | 56 46 | 226 | H | Stony Brook     | 64 56 |
| 138 | A | Hartford      | 59 44 | 198 | A | Boston College  | 61 40 |
| 292 | H | Vermont       | 64 55 | 14  | A | Duke            | 39 69 |
| 66  | A | Albany (NY)   | 54 68 | 3   | A | Mississippi St. | 43 83 |

Non-Div I Games:

Maine Maritime

89 49

Me.-Fort Kent

100 40

Maine



|                   |          |           |                |            |             |               |      |      |       |           |
|-------------------|----------|-----------|----------------|------------|-------------|---------------|------|------|-------|-----------|
| Average RPI Win:  | 301      | WON-LOST  | WINNING        | LAST 10    | STRENGTH OF | OPP. STRENGTH | TEAM | ADJ. | CONF. | ADJ CONF. |
| Average RPI Loss: | 144      | RECORD    | PCT. RANK      | GAMES      | SCHEDULE    | OF SCHEDULE   | RPI  | RPI  | RPI   | RPI       |
| DIV. I ONLY       | 8- 13    | 243       | 5- 5           | 227        | 272         | 244           | 244  | 27   | 27    |           |
| DIV. I NON-CONF.  | 3- 8     | 268       | 1- 1           | 90         | 232         | 215           | 215  | 26   | 26    |           |
| -----             |          |           |                |            |             |               |      |      |       |           |
| TOTALS            | RPI 1-25 | RPI 26-50 | W-L RECORDS    | RPI 51-100 | RPI 101-999 | RPI 201+      |      |      |       |           |
| 8- 13             | 0- 0     | 0- 2      | OVERALL        | 0- 4       | 8- 7        | 8- 4          |      |      |       |           |
| 5- 3              | 0- 0     | 0- 0      | HOME           | 0- 3       | 5- 0        | 5- 0          |      |      |       |           |
| 2- 10             | 0- 0     | 0- 2      | AWAY           | 0- 1       | 2- 7        | 2- 4          |      |      |       |           |
| 1- 0              | 0- 0     | 0- 0      | NEUTRAL        | 0- 0       | 1- 0        | 1- 0          |      |      |       |           |
| 3- 8              | 0- 0     | 0- 2      | NON-CONFERENCE | 0- 3       | 3- 3        | 3- 2          |      |      |       |           |
| 1- 2              | 0- 0     | 0- 0      | HOME           | 0- 2       | 1- 0        | 1- 0          |      |      |       |           |
| 1- 6              | 0- 0     | 0- 2      | AWAY           | 0- 1       | 1- 3        | 1- 2          |      |      |       |           |
| 1- 0              | 0- 0     | 0- 0      | NEUTRAL        | 0- 0       | 1- 0        | 1- 0          |      |      |       |           |
| 5- 5              | 0- 0     | 0- 0      | CONFERENCE     | 0- 1       | 5- 4        | 5- 2          |      |      |       |           |
| 4- 1              | 0- 0     | 0- 0      | HOME           | 0- 1       | 4- 0        | 4- 0          |      |      |       |           |
| 1- 4              | 0- 0     | 0- 0      | AWAY           | 0- 0       | 1- 4        | 1- 2          |      |      |       |           |
| 0- 0              | 0- 0     | 0- 0      | NEUTRAL        | 0- 0       | 0- 0        | 0- 0          |      |      |       |           |

| RPI 1-25                     |   |          |       | RPI 26-50 |   |               |       | RPI 51-100 |   |                 |       | RPI 101+ |   |                        |       | Team's RPI: 244 |  |
|------------------------------|---|----------|-------|-----------|---|---------------|-------|------------|---|-----------------|-------|----------|---|------------------------|-------|-----------------|--|
| RPI                          | S | Opponent | Score | RPI       | S | Opponent      | Score | RPI        | S | Opponent        | Score | RPI      | S | Opponent               | Score |                 |  |
|                              |   |          |       | 31        | A | Vi rgi ni a   | 47 69 | 55         | H | Qui nni pi ac   | 64 80 | 181      | A | New Hampshi re         | 55 68 |                 |  |
|                              |   |          |       | 33        | A | Cal i forni a | 66 87 | 66         | H | Al bany (NY)    | 56 62 | 182      | A | Mari st                | 40 65 |                 |  |
|                              |   |          |       |           |   |               |       | 68         | H | Fordham         | 48 54 | 193      | A | Si ena                 | 51 56 |                 |  |
|                              |   |          |       |           |   |               |       | 80         | A | Penn St.        | 46 78 | 226      | A | Stony Brook            | 59 74 |                 |  |
|                              |   |          |       |           |   |               |       |            |   |                 |       | 227      | A | Niagara                | 64 65 |                 |  |
|                              |   |          |       |           |   |               |       |            |   |                 |       | 260      | A | Sacred Heart           | 61 65 |                 |  |
|                              |   |          |       |           |   |               |       |            |   |                 |       | 264      | A | Ri der                 | 51 67 |                 |  |
|                              |   |          |       |           |   |               |       |            |   |                 |       | 272      | A | LIU Brookl yn          | 72 38 |                 |  |
|                              |   |          |       |           |   |               |       |            |   |                 |       | 279      | H | St. Franci s Brookl yn | 57 54 |                 |  |
|                              |   |          |       |           |   |               |       |            |   |                 |       | 290      | A | Can i si us            | 59 56 |                 |  |
|                              |   |          |       |           |   |               |       |            |   |                 |       | 290      | H | Can i si us            | 58 39 |                 |  |
|                              |   |          |       |           |   |               |       |            |   |                 |       | 297      | H | Monmouth               | 63 53 |                 |  |
|                              |   |          |       |           |   |               |       |            |   |                 |       | 302      | N | Coppi n St.            | 74 56 |                 |  |
|                              |   |          |       |           |   |               |       |            |   |                 |       | 338      | H | I ona                  | 67 63 |                 |  |
|                              |   |          |       |           |   |               |       |            |   |                 |       | 343      | H | Sai nt Peter' s        | 76 64 |                 |  |
| -----                        |   |          |       |           |   |               |       |            |   |                 |       |          |   |                        |       |                 |  |
| Team's RPI: 244              |   |          |       |           |   |               |       |            |   |                 |       |          |   |                        |       |                 |  |
| LAST 12 Di vi si on I GAMES: |   |          |       |           |   |               |       |            |   |                 |       |          |   |                        |       |                 |  |
|                              |   |          |       | 264       | A | Ri der        | 51 67 | 182        | A | Mari st         | 40 65 |          |   |                        |       |                 |  |
|                              |   |          |       | 297       | H | Monmouth      | 63 53 | 290        | H | Can i si us     | 58 39 |          |   |                        |       |                 |  |
|                              |   |          |       | 193       | A | Si ena        | 51 56 | 55         | H | Qui nni pi ac   | 64 80 |          |   |                        |       |                 |  |
|                              |   |          |       | 338       | H | I ona         | 67 63 | 343        | H | Sai nt Peter' s | 76 64 |          |   |                        |       |                 |  |
|                              |   |          |       | 227       | A | Niagara       | 64 65 | 31         | A | Vi rgi ni a     | 47 69 |          |   |                        |       |                 |  |
|                              |   |          |       | 290       | A | Can i si us   | 59 56 | 272        | A | LIU Brookl yn   | 72 38 |          |   |                        |       |                 |  |

Non-Div I Games:

Manhattan



|                   |          |           |                |            |             |               |      |      |       |           |
|-------------------|----------|-----------|----------------|------------|-------------|---------------|------|------|-------|-----------|
| Average RPI Win:  | 274      | WON-LOST  | WINNING        | LAST 10    | STRENGTH OF | OPP. STRENGTH | TEAM | ADJ. | CONF. | ADJ CONF. |
| Average RPI Loss: | 120      | RECORD    | PCT. RANK      | GAMES      | SCHEDULE    | OF SCHEDULE   | RPI  | RPI  | RPI   | RPI       |
| DIV. I ONLY       | 13- 10   | 136       | 8- 2           | 268        | 230         | 182           | 182  | 27   | 27    |           |
| DIV. I NON-CONF.  | 4- 8     | 239       | 1- 0           | 187        | 150         | 229           | 229  | 26   | 26    |           |
| -----             |          |           |                |            |             |               |      |      |       |           |
| TOTALS            | RPI 1-25 | RPI 26-50 | W-L RECORDS    | RPI 51-100 | RPI 101-999 | RPI 201+      |      |      |       |           |
| 13- 10            | 0- 0     | 0- 2      | OVERALL        | 0- 3       | 13- 5       | 12- 1         |      |      |       |           |
| 7- 2              | 0- 0     | 0- 0      | HOME           | 0- 1       | 7- 1        | 7- 0          |      |      |       |           |
| 6- 6              | 0- 0     | 0- 0      | AWAY           | 0- 2       | 6- 4        | 5- 1          |      |      |       |           |
| 0- 2              | 0- 0     | 0- 2      | NEUTRAL        | 0- 0       | 0- 0        | 0- 0          |      |      |       |           |
| 4- 8              | 0- 0     | 0- 2      | NON-CONFERENCE | 0- 2       | 4- 4        | 3- 1          |      |      |       |           |
| 2- 2              | 0- 0     | 0- 0      | HOME           | 0- 1       | 2- 1        | 2- 0          |      |      |       |           |
| 2- 4              | 0- 0     | 0- 0      | AWAY           | 0- 1       | 2- 3        | 1- 1          |      |      |       |           |
| 0- 2              | 0- 0     | 0- 2      | NEUTRAL        | 0- 0       | 0- 0        | 0- 0          |      |      |       |           |
| 9- 2              | 0- 0     | 0- 0      | CONFERENCE     | 0- 1       | 9- 1        | 9- 0          |      |      |       |           |
| 5- 0              | 0- 0     | 0- 0      | HOME           | 0- 0       | 5- 0        | 5- 0          |      |      |       |           |
| 4- 2              | 0- 0     | 0- 0      | AWAY           | 0- 1       | 4- 1        | 4- 0          |      |      |       |           |
| 0- 0              | 0- 0     | 0- 0      | NEUTRAL        | 0- 0       | 0- 0        | 0- 0          |      |      |       |           |

| RPI 1-25                     |   |          |       | RPI 26-50 |   |                        |       | RPI 51-100 |   |               |       | RPI 101+ |   |               |       | Team's RPI: 182 |
|------------------------------|---|----------|-------|-----------|---|------------------------|-------|------------|---|---------------|-------|----------|---|---------------|-------|-----------------|
| RPI                          | S | Opponent | Score | RPI       | S | Opponent               | Score | RPI        | S | Opponent      | Score | RPI      | S | Opponent      | Score |                 |
|                              |   |          |       | 37        | N | Purdue                 | 47 61 | 55         | A | Qui nni pi ac | 56 62 | 106      | H | Dartmouth     | 51 60 |                 |
|                              |   |          |       | 48        | N | Southern Cal i forni a | 57 78 | 83         | H | Navy          | 70 77 | 155      | A | Northeastern  | 72 78 |                 |
|                              |   |          |       |           |   |                        |       | 93         | A | Seton Hal l   | 60 85 | 183      | A | Temple        | 77 83 |                 |
|                              |   |          |       |           |   |                        |       |            |   |               |       | 190      | A | Boston U.     | 80 52 |                 |
|                              |   |          |       |           |   |                        |       |            |   |               |       | 193      | A | Si ena        | 53 58 |                 |
|                              |   |          |       |           |   |                        |       |            |   |               |       | 224      | H | Holy Cross    | 85 74 |                 |
|                              |   |          |       |           |   |                        |       |            |   |               |       | 227      | A | Ni agara      | 84 78 |                 |
|                              |   |          |       |           |   |                        |       |            |   |               |       | 244      | H | Manhattan     | 65 40 |                 |
|                              |   |          |       |           |   |                        |       |            |   |               |       | 246      | A | Hawai i       | 63 70 |                 |
|                              |   |          |       |           |   |                        |       |            |   |               |       | 259      | H | Fai rfi el d  | 71 63 |                 |
|                              |   |          |       |           |   |                        |       |            |   |               |       | 264      | A | Ri der        | 80 69 |                 |
|                              |   |          |       |           |   |                        |       |            |   |               |       | 264      | H | Ri der        | 68 67 |                 |
|                              |   |          |       |           |   |                        |       |            |   |               |       | 290      | A | Can i si us   | 78 53 |                 |
|                              |   |          |       |           |   |                        |       |            |   |               |       | 294      | A | Massachusetts | 88 60 |                 |
|                              |   |          |       |           |   |                        |       |            |   |               |       | 297      | H | Monmouth      | 69 46 |                 |
|                              |   |          |       |           |   |                        |       |            |   |               |       | 331      | H | Rhode Island  | 64 42 |                 |
|                              |   |          |       |           |   |                        |       |            |   |               |       | 338      | H | I ona         | 75 55 |                 |
|                              |   |          |       |           |   |                        |       |            |   |               |       | 343      | A | Saint Peter's | 86 53 |                 |
| -----                        |   |          |       |           |   |                        |       |            |   |               |       |          |   |               |       |                 |
| LAST 12 Di vi si on I GAMES: |   |          |       |           |   |                        |       |            |   |               |       |          |   |               |       |                 |
|                              |   |          |       | 338       | H | I ona                  | 75 55 | 55         | A | Qui nni pi ac | 56 62 |          |   |               |       |                 |
|                              |   |          |       | 290       | A | Can i si us            | 78 53 | 244        | H | Manhattan     | 65 40 |          |   |               |       |                 |
|                              |   |          |       | 227       | A | Ni agara               | 84 78 | 343        | A | Saint Peter's | 86 53 |          |   |               |       |                 |
|                              |   |          |       | 264       | H | Ri der                 | 68 67 | 297        | H | Monmouth      | 69 46 |          |   |               |       |                 |
|                              |   |          |       | 193       | A | Si ena                 | 53 58 | 264        | A | Ri der        | 80 69 |          |   |               |       |                 |
|                              |   |          |       | 259       | H | Fai rfi el d           | 71 63 | 294        | A | Massachusetts | 88 60 |          |   |               |       |                 |

Non-Di v I Games:

Marist



| Average RPI      | Win:     | 140   | WON-LOST  | WINNING   | LAST 10        | STRENGTH OF | OPP. STRENGTH | TEAM        | ADJ. | CONF.    | ADJ CONF. |
|------------------|----------|-------|-----------|-----------|----------------|-------------|---------------|-------------|------|----------|-----------|
| Average RPI      | Loss:    | 40    | RECORD    | PCT. RANK | GAMES          | SCHEDULE    | OF SCHEDULE   | RPI         | RPI  | RPI      | RPI       |
| DIV. I ONLY      |          | 14- 7 |           | 79        | 8- 2           | 21          | 36            | 21          | 21   | 6        | 6         |
| DIV. I NON-CONF. |          | 6- 5  |           | 153       | 1- 1           | 18          | 47            | 48          | 48   | 5        | 5         |
| -----            |          |       |           |           |                |             |               |             |      |          |           |
| TOTALS           | RPI 1-25 |       | RPI 26-50 |           | W-L RECORDS    | RPI 51-100  |               | RPI 101-999 |      | RPI 201+ |           |
| 14- 7            | 2- 4     |       | 1- 1      |           | OVERALL        | 4- 1        |               | 7- 1        |      | 3- 0     |           |
| 9- 0             | 1- 0     |       | 0- 0      |           | HOME           | 3- 0        |               | 5- 0        |      | 2- 0     |           |
| 4- 6             | 1- 3     |       | 1- 1      |           | AWAY           | 1- 1        |               | 1- 1        |      | 0- 0     |           |
| 1- 1             | 0- 1     |       | 0- 0      |           | NEUTRAL        | 0- 0        |               | 1- 0        |      | 1- 0     |           |
| 6- 5             | 0- 3     |       | 0- 1      |           | NON-CONFERENCE | 1- 1        |               | 5- 0        |      | 3- 0     |           |
| 4- 0             | 0- 0     |       | 0- 0      |           | HOME           | 0- 0        |               | 4- 0        |      | 2- 0     |           |
| 1- 4             | 0- 2     |       | 0- 1      |           | AWAY           | 1- 1        |               | 0- 0        |      | 0- 0     |           |
| 1- 1             | 0- 1     |       | 0- 0      |           | NEUTRAL        | 0- 0        |               | 1- 0        |      | 1- 0     |           |
| 8- 2             | 2- 1     |       | 1- 0      |           | CONFERENCE     | 3- 0        |               | 2- 1        |      | 0- 0     |           |
| 5- 0             | 1- 0     |       | 0- 0      |           | HOME           | 3- 0        |               | 1- 0        |      | 0- 0     |           |
| 3- 2             | 1- 1     |       | 1- 0      |           | AWAY           | 0- 0        |               | 1- 1        |      | 0- 0     |           |
| 0- 0             | 0- 0     |       | 0- 0      |           | NEUTRAL        | 0- 0        |               | 0- 0        |      | 0- 0     |           |

| RPI                       | S | Opponent   | Score  | RPI | S | Opponent        | Score | RPI | S | Opponent        | Score | RPI | S | Opponent        | Score |
|---------------------------|---|------------|--------|-----|---|-----------------|-------|-----|---|-----------------|-------|-----|---|-----------------|-------|
| 2                         | A | Notre Dame | 85 91  | 32  | A | Michigan        | 76 82 | 60  | H | St. John's (NY) | 74 72 | 124 | A | Georgetown      | 58 85 |
| 9                         | N | Tennessee  | 99 101 | 45  | A | Creighton       | 92 77 | 75  | A | New Mexico      | 87 88 | 180 | H | Wisconsin       | 88 65 |
| 16                        | A | Green Bay  | 55 63  |     |   |                 |       | 88  | H | Butler          | 69 67 | 186 | A | Providence      | 77 60 |
| 22                        | A | Villanova  | 67 57  |     |   |                 |       | 93  | H | Seton Hall      | 97 84 | 188 | H | Army West Point | 83 53 |
| 23                        | A | DePaul     | 83 95  |     |   |                 |       | 96  | A | Milwaukee       | 83 68 | 197 | H | Xavier          | 88 67 |
| 23                        | H | DePaul     | 93 81  |     |   |                 |       |     |   |                 |       | 233 | N | Montana         | 87 68 |
|                           |   |            |        |     |   |                 |       |     |   |                 |       | 240 | H | Loyola Maryland | 83 63 |
|                           |   |            |        |     |   |                 |       |     |   |                 |       | 310 | H | Loyola Chicago  | 92 30 |
| -----                     |   |            |        |     |   |                 |       |     |   |                 |       |     |   |                 |       |
| LAST 12 Division I GAMES: |   |            |        |     |   |                 |       |     |   |                 |       |     |   |                 |       |
| 23                        | A | DePaul     | 83 95  | 45  | A | Creighton       | 92 77 | 23  | H | DePaul          | 93 81 |     |   |                 |       |
| 22                        | A | Villanova  | 67 57  | 23  | H | Seton Hall      | 97 84 | 93  | H | Seton Hall      | 97 84 |     |   |                 |       |
| 124                       | A | Georgetown | 58 85  | 60  | H | St. John's (NY) | 74 72 | 60  | H | St. John's (NY) | 74 72 |     |   |                 |       |
| 197                       | H | Xavier     | 88 67  | 2   | A | Notre Dame      | 85 91 | 2   | A | Notre Dame      | 85 91 |     |   |                 |       |
| 88                        | H | Butler     | 69 67  | 96  | A | Milwaukee       | 83 68 | 96  | A | Milwaukee       | 83 68 |     |   |                 |       |
| 186                       | A | Providence | 77 60  |     |   |                 |       |     |   |                 |       |     |   |                 |       |

Non-Div I Games:

Marquette



|                   |          |           |                |            |             |               |      |      |       |           |
|-------------------|----------|-----------|----------------|------------|-------------|---------------|------|------|-------|-----------|
| Average RPI Win:  | 321      | WON-LOST  | WINNING        | LAST 10    | STRENGTH OF | OPP. STRENGTH | TEAM | ADJ. | CONF. | ADJ CONF. |
| Average RPI Loss: | 163      | RECORD    | PCT. RANK      | GAMES      | SCHEDULE    | OF SCHEDULE   | RPI  | RPI  | RPI   | RPI       |
| DIV. I ONLY       | 5- 13    | 286       | 2- 6           | 313        | 207         | 325           | 325  | 18   | 18    |           |
| DIV. I NON-CONF.  | 4- 7     | 226       | 1- 2           | 330        | 254         | 318           | 318  | 19   | 19    |           |
| -----             |          |           |                |            |             |               |      |      |       |           |
| TOTALS            | RPI 1-25 | RPI 26-50 | W-L RECORDS    | RPI 51-100 | RPI 101-999 | RPI 201+      |      |      |       |           |
| 5- 13             | 0- 0     | 0- 1      | OVERALL        | 0- 3       | 5- 9        | 5- 3          |      |      |       |           |
| 4- 7              | 0- 0     | 0- 1      | HOME           | 0- 2       | 4- 4        | 4- 1          |      |      |       |           |
| 1- 6              | 0- 0     | 0- 0      | AWAY           | 0- 1       | 1- 5        | 1- 2          |      |      |       |           |
| 0- 0              | 0- 0     | 0- 0      | NEUTRAL        | 0- 0       | 0- 0        | 0- 0          |      |      |       |           |
| 4- 7              | 0- 0     | 0- 0      | NON-CONFERENCE | 0- 3       | 4- 4        | 4- 1          |      |      |       |           |
| 3- 4              | 0- 0     | 0- 0      | HOME           | 0- 2       | 3- 2        | 3- 1          |      |      |       |           |
| 1- 3              | 0- 0     | 0- 0      | AWAY           | 0- 1       | 1- 2        | 1- 0          |      |      |       |           |
| 0- 0              | 0- 0     | 0- 0      | NEUTRAL        | 0- 0       | 0- 0        | 0- 0          |      |      |       |           |
| 1- 6              | 0- 0     | 0- 1      | CONFERENCE     | 0- 0       | 1- 5        | 1- 2          |      |      |       |           |
| 1- 3              | 0- 0     | 0- 1      | HOME           | 0- 0       | 1- 2        | 1- 0          |      |      |       |           |
| 0- 3              | 0- 0     | 0- 0      | AWAY           | 0- 0       | 0- 3        | 0- 2          |      |      |       |           |
| 0- 0              | 0- 0     | 0- 0      | NEUTRAL        | 0- 0       | 0- 0        | 0- 0          |      |      |       |           |

| RPI 1-25                  |   |          |       | RPI 26-50 |   |                |       | RPI 51-100 |   |                 |       | RPI 101+ |   |                 |       | Team's RPI: 325 |  |
|---------------------------|---|----------|-------|-----------|---|----------------|-------|------------|---|-----------------|-------|----------|---|-----------------|-------|-----------------|--|
| RPI                       | S | Opponent | Score | RPI       | S | Opponent       | Score | RPI        | S | Opponent        | Score | RPI      | S | Opponent        | Score |                 |  |
|                           |   |          |       | 46        | H | Western Ky.    | 66 86 |            |   |                 |       |          |   |                 |       |                 |  |
|                           |   |          |       |           |   |                |       | 80         | H | Penn St.        | 65 80 | 130      | H | Middle Tenn.    | 57 73 |                 |  |
|                           |   |          |       |           |   |                |       | 81         | H | Ohio            | 52 54 | 132      | A | Cleveland St.   | 76 85 |                 |  |
|                           |   |          |       |           |   |                |       | 98         | A | Kentucky        | 39 69 | 136      | H | Southern Ill.   | 59 64 |                 |  |
|                           |   |          |       |           |   |                |       |            |   |                 |       | 172      | A | Florida         | 69 74 |                 |  |
|                           |   |          |       |           |   |                |       |            |   |                 |       | 179      | A | Fla. Atlantic   | 59 79 |                 |  |
|                           |   |          |       |           |   |                |       |            |   |                 |       | 189      | H | Louisiana Tech  | 65 74 |                 |  |
|                           |   |          |       |           |   |                |       |            |   |                 |       | 271      | H | Appalachian St. | 54 56 |                 |  |
|                           |   |          |       |           |   |                |       |            |   |                 |       | 285      | H | Morgan St.      | 73 68 |                 |  |
|                           |   |          |       |           |   |                |       |            |   |                 |       | 287      | A | FIU             | 54 67 |                 |  |
|                           |   |          |       |           |   |                |       |            |   |                 |       | 287      | H | FIU             | 78 75 |                 |  |
|                           |   |          |       |           |   |                |       |            |   |                 |       | 318      | A | Old Dominion    | 53 69 |                 |  |
|                           |   |          |       |           |   |                |       |            |   |                 |       | 340      | A | Tennessee St.   | 71 65 |                 |  |
|                           |   |          |       |           |   |                |       |            |   |                 |       | 342      | H | Winthrop        | 70 40 |                 |  |
|                           |   |          |       |           |   |                |       |            |   |                 |       | 349      | H | Longwood        | 90 45 |                 |  |
| LAST 12 Division I GAMES: |   |          |       |           |   |                |       |            |   |                 |       |          |   |                 |       |                 |  |
|                           |   |          |       | 287       | H | FIU            | 78 75 | 179        | A | Fla. Atlantic   | 59 79 |          |   |                 |       |                 |  |
|                           |   |          |       | 130       | H | Middle Tenn.   | 57 73 | 340        | A | Tennessee St.   | 71 65 |          |   |                 |       |                 |  |
|                           |   |          |       | 46        | H | Western Ky.    | 66 86 | 271        | H | Appalachian St. | 54 56 |          |   |                 |       |                 |  |
|                           |   |          |       | 318       | A | Old Dominion   | 53 69 | 172        | A | Florida         | 69 74 |          |   |                 |       |                 |  |
|                           |   |          |       | 189       | H | Louisiana Tech | 65 74 | 285        | H | Morgan St.      | 73 68 |          |   |                 |       |                 |  |
|                           |   |          |       | 287       | A | FIU            | 54 67 | 136        | H | Southern Ill.   | 59 64 |          |   |                 |       |                 |  |

Non-Div I Games: Ky. Christian 111 38 Alice Lloyd 96 46

Marshall



|                   |          |           |                |            |             |               |      |      |       |           |
|-------------------|----------|-----------|----------------|------------|-------------|---------------|------|------|-------|-----------|
| Average RPI Win:  | 147      | WON-LOST  | WINNING        | LAST 10    | STRENGTH OF | OPP. STRENGTH | TEAM | ADJ. | CONF. | ADJ CONF. |
| Average RPI Loss: | 25       | RECORD    | PCT. RANK      | GAMES      | SCHEDULE    | OF SCHEDULE   | RPI  | RPI  | RPI   | RPI       |
| DIV. I ONLY       | 19- 3    | 10        | 3- 0           | 72         | 15          | 20            | 20   | 3    | 3     |           |
| DIV. I NON-CONF.  | 11- 2    | 22        | 1- 0           | 109        | 38          | 31            | 31   | 4    | 4     |           |
| -----             |          |           |                |            |             |               |      |      |       |           |
| TOTALS            | RPI 1-25 | RPI 26-50 | W-L RECORDS    | RPI 51-100 | RPI 101-999 | RPI 201+      |      |      |       |           |
| 19- 3             | 2- 2     | 2- 0      | OVERALL        | 4- 1       | 11- 0       | 7- 0          |      |      |       |           |
| 11- 2             | 2- 1     | 1- 0      | HOME           | 2- 1       | 6- 0        | 4- 0          |      |      |       |           |
| 7- 1              | 0- 1     | 1- 0      | AWAY           | 2- 0       | 4- 0        | 2- 0          |      |      |       |           |
| 1- 0              | 0- 0     | 0- 0      | NEUTRAL        | 0- 0       | 1- 0        | 1- 0          |      |      |       |           |
| 11- 2             | 0- 2     | 1- 0      | NON-CONFERENCE | 2- 0       | 8- 0        | 7- 0          |      |      |       |           |
| 6- 1              | 0- 1     | 0- 0      | HOME           | 1- 0       | 5- 0        | 4- 0          |      |      |       |           |
| 4- 1              | 0- 1     | 1- 0      | AWAY           | 1- 0       | 2- 0        | 2- 0          |      |      |       |           |
| 1- 0              | 0- 0     | 0- 0      | NEUTRAL        | 0- 0       | 1- 0        | 1- 0          |      |      |       |           |
| 8- 1              | 2- 0     | 1- 0      | CONFERENCE     | 2- 1       | 3- 0        | 0- 0          |      |      |       |           |
| 5- 1              | 2- 0     | 1- 0      | HOME           | 1- 1       | 1- 0        | 0- 0          |      |      |       |           |
| 3- 0              | 0- 0     | 0- 0      | AWAY           | 1- 0       | 2- 0        | 0- 0          |      |      |       |           |
| 0- 0              | 0- 0     | 0- 0      | NEUTRAL        | 0- 0       | 0- 0        | 0- 0          |      |      |       |           |

| RPI | S | Opponent       | Score |
|-----|---|----------------|-------|
| 1   | A | UConn          | 72 97 |
| 6   | H | Ohio St.       | 99 69 |
| 18  | H | Rutgers        | 88 60 |
| 19  | H | South Carolina | 86 94 |

| RPI | S | Opponent | Score |
|-----|---|----------|-------|
| 26  | H | Iowa     | 80 64 |
| 31  | A | Virginia | 60 59 |

| RPI | S | Opponent     | Score |
|-----|---|--------------|-------|
| 54  | H | Michigan St. | 68 82 |
| 61  | A | Miami (FL)   | 79 71 |
| 66  | H | Albany (NY)  | 91 58 |
| 72  | H | Indiana      | 74 70 |
| 80  | A | Penn St.     | 69 65 |

| RPI | S | Opponent          | Score  |
|-----|---|-------------------|--------|
| 114 | H | George Washington | 80 54  |
| 177 | A | Northwestern      | 68 65  |
| 180 | A | Wisconsin         | 71 44  |
| 195 | H | Illinois          | 100 65 |
| 214 | A | Akron             | 75 54  |
| 227 | H | Niagara           | 92 65  |
| 240 | H | Loyola Maryland   | 114 45 |
| 249 | H | Howard            | 111 49 |
| 261 | H | Mt. St. Mary's    | 97 57  |
| 280 | N | Kennesaw St.      | 89 35  |
| 302 | A | Coppin St.        | 113 49 |

## LAST 12 Division I GAMES:

|     |   |              |       |     |   |                 |        |
|-----|---|--------------|-------|-----|---|-----------------|--------|
| 61  | A | Miami (FL)   | 79 71 | 180 | A | Wisconsin       | 71 44  |
| 18  | H | Rutgers      | 88 60 | 26  | H | Iowa            | 80 64  |
| 177 | A | Northwestern | 68 65 | 80  | A | Penn St.        | 69 65  |
| 6   | H | Ohio St.     | 99 69 | 195 | H | Illinois        | 100 65 |
| 72  | H | Indiana      | 74 70 | 302 | A | Coppin St.      | 113 49 |
| 54  | H | Michigan St. | 68 82 | 240 | H | Loyola Maryland | 114 45 |

Maryland

Maryland

Non-Div I Games:

Maryland



Massachusetts

Through Games Of Feb. 1, 2018

|                   |          |           |                |            |             |               |      |      |       |           |
|-------------------|----------|-----------|----------------|------------|-------------|---------------|------|------|-------|-----------|
| Average RPI Win:  | 295      | WON-LOST  | WINNING        | LAST 10    | STRENGTH OF | OPP. STRENGTH | TEAM | ADJ. | CONF. | ADJ CONF. |
| Average RPI Loss: | 172      | RECORD    | PCT. RANK      | GAMES      | SCHEDULE    | OF SCHEDULE   | RPI  | RPI  | RPI   | RPI       |
| DIV. I ONLY       | 8- 12    | 231       | 2- 8           | 340        | 233         | 294           | 294  | 13   | 13    |           |
| DIV. I NON-CONF.  | 6- 5     | 153       | 2- 1           | 345        | 331         | 289           | 289  | 10   | 10    |           |
| -----             |          |           |                |            |             |               |      |      |       |           |
| TOTALS            | RPI 1-25 | RPI 26-50 | W-L RECORDS    | RPI 51-100 | RPI 101-999 | RPI 201+      |      |      |       |           |
| 8- 12             | 0- 0     | 0- 0      | OVERALL        | 0- 3       | 8- 9        | 7- 4          |      |      |       |           |
| 4- 5              | 0- 0     | 0- 0      | HOME           | 0- 1       | 4- 4        | 3- 1          |      |      |       |           |
| 3- 7              | 0- 0     | 0- 0      | AWAY           | 0- 2       | 3- 5        | 3- 3          |      |      |       |           |
| 1- 0              | 0- 0     | 0- 0      | NEUTRAL        | 0- 0       | 1- 0        | 1- 0          |      |      |       |           |
| 6- 5              | 0- 0     | 0- 0      | NON-CONFERENCE | 0- 0       | 6- 5        | 5- 2          |      |      |       |           |
| 3- 2              | 0- 0     | 0- 0      | HOME           | 0- 0       | 3- 2        | 2- 0          |      |      |       |           |
| 2- 3              | 0- 0     | 0- 0      | AWAY           | 0- 0       | 2- 3        | 2- 2          |      |      |       |           |
| 1- 0              | 0- 0     | 0- 0      | NEUTRAL        | 0- 0       | 1- 0        | 1- 0          |      |      |       |           |
| 2- 7              | 0- 0     | 0- 0      | CONFERENCE     | 0- 3       | 2- 4        | 2- 2          |      |      |       |           |
| 1- 3              | 0- 0     | 0- 0      | HOME           | 0- 1       | 1- 2        | 1- 1          |      |      |       |           |
| 1- 4              | 0- 0     | 0- 0      | AWAY           | 0- 2       | 1- 2        | 1- 1          |      |      |       |           |
| 0- 0              | 0- 0     | 0- 0      | NEUTRAL        | 0- 0       | 0- 0        | 0- 0          |      |      |       |           |

| RPI 1-25                     |   |          |       | RPI 26-50 |   |                 |       | RPI 51-100 |   |                 |       | RPI 101+ Team's RPI: 294 |   |                      |       |
|------------------------------|---|----------|-------|-----------|---|-----------------|-------|------------|---|-----------------|-------|--------------------------|---|----------------------|-------|
| RPI                          | S | Opponent | Score | RPI       | S | Opponent        | Score | RPI        | S | Opponent        | Score | RPI                      | S | Opponent             | Score |
|                              |   |          |       |           |   |                 |       | 53         | A | Duquesne        | 57 60 | 110                      | H | Liberty              | 64 61 |
|                              |   |          |       |           |   |                 |       | 68         | H | Fordham         | 51 62 | 151                      | A | Davi dson            | 81 87 |
|                              |   |          |       |           |   |                 |       | 91         | A | Sai nt Loui s   | 63 64 | 154                      | A | North Dakota         | 52 82 |
|                              |   |          |       |           |   |                 |       |            |   |                 |       | 155                      | H | Northeastern         | 54 64 |
|                              |   |          |       |           |   |                 |       |            |   |                 |       | 176                      | H | Saint Joseph' s      | 79 84 |
|                              |   |          |       |           |   |                 |       |            |   |                 |       | 182                      | H | Marist               | 60 88 |
|                              |   |          |       |           |   |                 |       |            |   |                 |       | 217                      | H | Ri chmond            | 39 51 |
|                              |   |          |       |           |   |                 |       |            |   |                 |       | 234                      | A | St. Bonaventure      | 59 69 |
|                              |   |          |       |           |   |                 |       |            |   |                 |       | 266                      | A | North Dakota St.     | 70 82 |
|                              |   |          |       |           |   |                 |       |            |   |                 |       | 281                      | H | Towson               | 72 49 |
|                              |   |          |       |           |   |                 |       |            |   |                 |       | 300                      | A | Incar nate Word      | 64 45 |
|                              |   |          |       |           |   |                 |       |            |   |                 |       | 307                      | H | VCU                  | 79 75 |
|                              |   |          |       |           |   |                 |       |            |   |                 |       | 317                      | A | UTRGV                | 59 67 |
|                              |   |          |       |           |   |                 |       |            |   |                 |       | 331                      | A | Rhode I sl and       | 61 59 |
|                              |   |          |       |           |   |                 |       |            |   |                 |       | 339                      | N | Mi ssi ssi ppi Val . | 85 46 |
|                              |   |          |       |           |   |                 |       |            |   |                 |       | 343                      | H | Saint Peter' s       | 81 65 |
|                              |   |          |       |           |   |                 |       |            |   |                 |       | 348                      | A | UMass Lowel l        | 73 63 |
| -----                        |   |          |       |           |   |                 |       |            |   |                 |       |                          |   |                      |       |
| LAST 12 Di vi si on I GAMES: |   |          |       |           |   |                 |       |            |   |                 |       |                          |   |                      |       |
|                              |   |          |       | 217       | H | Ri chmond       | 39 51 | 234        | A | St. Bonaventure | 59 69 |                          |   |                      |       |
|                              |   |          |       | 331       | A | Rhode I sl and  | 61 59 | 68         | H | Fordham         | 51 62 |                          |   |                      |       |
|                              |   |          |       | 151       | A | Davi dson       | 81 87 | 53         | A | Duquesne        | 57 60 |                          |   |                      |       |
|                              |   |          |       | 307       | H | VCU             | 79 75 | 182        | H | Marist          | 60 88 |                          |   |                      |       |
|                              |   |          |       | 91        | A | Saint Loui s    | 63 64 | 348        | A | UMass Lowel l   | 73 63 |                          |   |                      |       |
|                              |   |          |       | 176       | H | Saint Joseph' s | 79 84 | 343        | H | Saint Peter' s  | 81 65 |                          |   |                      |       |

Non-Di v I Games: Me. -Fort Kent 111 45 Fisher 121 38

Massachusetts

Loss, Non-Conf, S Site, H Home A Away N Neutral



|                   |          |           |                |            |             |               |      |      |       |           |
|-------------------|----------|-----------|----------------|------------|-------------|---------------|------|------|-------|-----------|
| Average RPI Win:  | 313      | WON-LOST  | WINNING        | LAST 10    | STRENGTH OF | OPP. STRENGTH | TEAM | ADJ. | CONF. | ADJ CONF. |
| Average RPI Loss: | 158      | RECORD    | PCT. RANK      | GAMES      | SCHEDULE    | OF SCHEDULE   | RPI  | RPI  | RPI   | RPI       |
| DIV. I ONLY       | 6- 11    | 256       | 5- 5           | 327        | 195         | 286           | 286  | 25   | 25    |           |
| DIV. I NON-CONF.  | 1- 7     | 310       | 0- 3           | 139        | 104         | 287           | 287  | 25   | 25    |           |
| -----             |          |           |                |            |             |               |      |      |       |           |
| TOTALS            | RPI 1-25 | RPI 26-50 | W-L RECORDS    | RPI 51-100 | RPI 101-999 | RPI 201+      |      |      |       |           |
| 6- 11             | 0- 2     | 0- 0      | OVERALL        | 0- 1       | 6- 8        | 6- 4          |      |      |       |           |
| 2- 5              | 0- 0     | 0- 0      | HOME           | 0- 1       | 2- 4        | 2- 3          |      |      |       |           |
| 4- 6              | 0- 2     | 0- 0      | AWAY           | 0- 0       | 4- 4        | 4- 1          |      |      |       |           |
| 0- 0              | 0- 0     | 0- 0      | NEUTRAL        | 0- 0       | 0- 0        | 0- 0          |      |      |       |           |
| 1- 7              | 0- 2     | 0- 0      | NON-CONFERENCE | 0- 1       | 1- 4        | 1- 2          |      |      |       |           |
| 1- 2              | 0- 0     | 0- 0      | HOME           | 0- 1       | 1- 1        | 1- 1          |      |      |       |           |
| 0- 5              | 0- 2     | 0- 0      | AWAY           | 0- 0       | 0- 3        | 0- 1          |      |      |       |           |
| 0- 0              | 0- 0     | 0- 0      | NEUTRAL        | 0- 0       | 0- 0        | 0- 0          |      |      |       |           |
| 5- 4              | 0- 0     | 0- 0      | CONFERENCE     | 0- 0       | 5- 4        | 5- 2          |      |      |       |           |
| 1- 3              | 0- 0     | 0- 0      | HOME           | 0- 0       | 1- 3        | 1- 2          |      |      |       |           |
| 4- 1              | 0- 0     | 0- 0      | AWAY           | 0- 0       | 4- 1        | 4- 0          |      |      |       |           |
| 0- 0              | 0- 0     | 0- 0      | NEUTRAL        | 0- 0       | 0- 0        | 0- 0          |      |      |       |           |

| RPI 1-25                  |   |                  |        | RPI 26-50 |   |                   |       | RPI 51-100 |   |          |       | RPI 101+ Team's RPI: 286 |   |                   |       |
|---------------------------|---|------------------|--------|-----------|---|-------------------|-------|------------|---|----------|-------|--------------------------|---|-------------------|-------|
| RPI                       | S | Opponent         | Score  | RPI       | S | Opponent          | Score | RPI        | S | Opponent | Score | RPI                      | S | Opponent          | Score |
| 8                         | A | Baylor           | 34 95  |           |   |                   |       | 92         | H | Tulane   | 66 70 | 126                      | A | Lamar University  | 58 83 |
| 11                        | A | Texas            | 34 100 |           |   |                   |       |            |   |          |       | 159                      | A | Louisiana         | 86 98 |
|                           |   |                  |        |           |   |                   |       |            |   |          |       | 189                      | A | Louisiana Tech    | 62 78 |
|                           |   |                  |        |           |   |                   |       |            |   |          |       | 199                      | H | New Orleans       | 64 77 |
|                           |   |                  |        |           |   |                   |       |            |   |          |       | 215                      | A | SMU               | 59 65 |
|                           |   |                  |        |           |   |                   |       |            |   |          |       | 218                      | H | Abilene Christian | 75 80 |
|                           |   |                  |        |           |   |                   |       |            |   |          |       | 254                      | H | Grambling         | 60 75 |
|                           |   |                  |        |           |   |                   |       |            |   |          |       | 268                      | H | Nicholls St.      | 54 61 |
|                           |   |                  |        |           |   |                   |       |            |   |          |       | 295                      | A | Southeastern La.  | 77 65 |
|                           |   |                  |        |           |   |                   |       |            |   |          |       | 300                      | A | Incarnate Word    | 66 57 |
|                           |   |                  |        |           |   |                   |       |            |   |          |       | 304                      | H | Northwestern St.  | 72 67 |
|                           |   |                  |        |           |   |                   |       |            |   |          |       | 324                      | A | Houston Baptist   | 86 74 |
|                           |   |                  |        |           |   |                   |       |            |   |          |       | 327                      | A | Sam Houston St.   | 66 63 |
|                           |   |                  |        |           |   |                   |       |            |   |          |       | 329                      | H | La.-Monroe        | 65 61 |
| LAST 12 Division I GAMES: |   |                  |        |           |   |                   |       |            |   |          |       |                          |   |                   |       |
| 327                       | A | Sam Houston St.  | 66 63  | 218       | H | Abilene Christian | 75 80 |            |   |          |       |                          |   |                   |       |
| 126                       | A | Lamar University | 58 83  | 304       | H | Northwestern St.  | 72 67 |            |   |          |       |                          |   |                   |       |
| 324                       | A | Houston Baptist  | 86 74  | 300       | A | Incarnate Word    | 66 57 |            |   |          |       |                          |   |                   |       |
| 295                       | A | Southeastern La. | 77 65  | 215       | A | SMU               | 59 65 |            |   |          |       |                          |   |                   |       |
| 268                       | H | Nicholls St.     | 54 61  | 189       | A | Louisiana Tech    | 62 78 |            |   |          |       |                          |   |                   |       |
| 199                       | H | New Orleans      | 64 77  | 8         | A | Baylor            | 34 95 |            |   |          |       |                          |   |                   |       |

Non-Div I Games: LSU-Alexandria 73 53 Louisiana Col. 84 46 Southern-N. O. 76 61

McNeese

Loss, Non-Conf, S Site, H Home A Away N Neutral



Average RPI Win: 213

Average RPI Loss: 97

WON-LOST  
RECORDWINNING  
PCT. RANKLAST 10  
GAMESSTRENGTH OF  
SCHEDULEOPP. STRENGTH  
OF SCHEDULETEAM  
RPIADJ.  
RPICONF.  
RPIADJ CONF.  
RPIDIV. I ONLY  
DIV. I NON-CONF.7- 14  
5- 8266  
2204- 6  
4- 040  
8097  
203178  
209178  
2098  
78  
7

TOTALS

RPI 1-25

RPI 26-50

W-L RECORDS

RPI 51-100

RPI 101-999

RPI 201+

7- 14 0- 4  
5- 6 0- 1  
2- 5 0- 1  
0- 3 0- 20- 1  
0- 1  
0- 0  
0- 0OVERALL  
HOME  
AWAY  
NEUTRAL1- 1  
1- 1  
0- 0  
0- 06- 8  
4- 3  
2- 4  
0- 14- 0  
4- 0  
0- 0  
0- 05- 8 0- 2  
4- 3 0- 0  
1- 2 0- 0  
0- 3 0- 20- 0  
0- 0  
0- 0  
0- 0NON-CONFERENCE  
HOME  
AWAY  
NEUTRAL1- 1  
1- 1  
0- 0  
0- 04- 5  
3- 2  
1- 2  
0- 13- 0  
3- 0  
0- 0  
0- 02- 6 0- 2  
1- 3 0- 1  
1- 3 0- 1  
0- 0 0- 00- 1  
0- 1  
0- 0  
0- 0CONFERENCE  
HOME  
AWAY  
NEUTRAL0- 0  
0- 0  
0- 0  
0- 02- 3  
1- 1  
1- 2  
0- 01- 0  
1- 0  
0- 0  
0- 0

RPI 1-25

RPI 26-50

RPI 51-100

RPI 101+

Team's RPI: 178

| RPI | S | Opponent | Score  |
|-----|---|----------|--------|
| 1   | A | UConn    | 49 97  |
| 1   | H | UConn    | 36 93  |
| 6   | N | Ohio St. | 69 100 |
| 23  | N | DePaul   | 67 81  |

| RPI | S | Opponent   | Score |
|-----|---|------------|-------|
| 29  | H | South Fla. | 62 81 |

| RPI | S | Opponent | Score |
|-----|---|----------|-------|
| 63  | H | IUPUI    | 57 80 |
| 84  | H | UAB      | 64 62 |

| RPI | S | Opponent       | Score |
|-----|---|----------------|-------|
| 118 | A | Vanderbilt     | 71 60 |
| 122 | A | Little Rock    | 57 86 |
| 125 | N | Kent St.       | 55 70 |
| 136 | H | Southern Ill.  | 56 68 |
| 147 | A | Wichita St.    | 61 69 |
| 147 | H | Wichita St.    | 64 77 |
| 162 | A | Tulsa          | 69 48 |
| 167 | A | Cincinnati     | 53 64 |
| 189 | A | Louisiana Tech | 40 65 |
| 195 | H | Illinois       | 47 63 |
| 222 | H | East Carolina  | 72 36 |
| 254 | H | Grambling      | 57 48 |
| 308 | H | Jackson St.    | 64 53 |
| 340 | H | Tennessee St.  | 79 75 |

LAST 12 Division I GAMES:

|     |   |             |       |     |   |               |       |
|-----|---|-------------|-------|-----|---|---------------|-------|
| 147 | H | Wichita St. | 64 77 | 222 | H | East Carolina | 72 36 |
| 1   | H | UConn       | 36 93 | 1   | A | UConn         | 49 97 |
| 167 | A | Cincinnati  | 53 64 | 254 | H | Grambling     | 57 48 |
| 29  | H | South Fla.  | 62 81 | 308 | H | Jackson St.   | 64 53 |
| 162 | A | Tulsa       | 69 48 | 118 | A | Vanderbilt    | 71 60 |
| 147 | A | Wichita St. | 61 69 | 84  | H | UAB           | 64 62 |

Non-Div I Games:

Memphis

Loss, 
 Non-Conf, 
 S Site, 
 H Home 
 A Away 
 N Neutral



Average RPI Win: 209

Average RPI Loss: 32

WON-LOST  
RECORDWINNING  
PCT. RANKLAST 10  
GAMESSTRENGTH OF  
SCHEDULEOPP. STRENGTH  
OF SCHEDULETEAM  
RPIADJ.  
RPICONF.  
RPIADJ CONF.  
RPIDIV. I ONLY  
DIV. I NON-CONF.21- 2  
13- 25  
2010- 0  
4- 0232  
242162  
17162  
7162  
7117  
1717  
17

TOTALS

RPI 1-25

RPI 26-50

W-L RECORDS

RPI 51-100

RPI 101-999

RPI 201+

21- 2

0- 1

1- 1

OVERALL

2- 0

18- 0

10- 0

9- 1

0- 1

0- 0

HOME

0- 0

9- 0

6- 0

11- 0

0- 0

1- 0

AWAY

2- 0

8- 0

3- 0

1- 1

0- 0

0- 1

NEUTRAL

0- 0

1- 0

1- 0

13- 2

0- 1

1- 1

NON-CONFERENCE

1- 0

11- 0

7- 0

6- 1

0- 1

0- 0

HOME

0- 0

6- 0

4- 0

6- 0

0- 0

1- 0

AWAY

1- 0

4- 0

2- 0

1- 1

0- 0

0- 1

NEUTRAL

0- 0

1- 0

1- 0

8- 0

0- 0

0- 0

CONFERENCE

1- 0

7- 0

3- 0

3- 0

0- 0

0- 0

HOME

0- 0

3- 0

2- 0

5- 0

0- 0

0- 0

AWAY

1- 0

4- 0

1- 0

0- 0

0- 0

0- 0

NEUTRAL

0- 0

0- 0

0- 0

RPI 1-25

RPI 26-50

RPI 51-100

Team's RPI: 62

RPI 101+

| RPI | S | Opponent | Score |
|-----|---|----------|-------|
| 17  | H | Georgia  | 54 72 |

| RPI | S | Opponent    | Score |
|-----|---|-------------|-------|
| 43  | A | UCF         | 73 64 |
| 46  | N | Western Ky. | 62 67 |

| RPI | S | Opponent       | Score |
|-----|---|----------------|-------|
| 82  | A | North Carolina | 97 86 |
| 94  | A | Chattanooga    | 71 50 |

| RPI | S | Opponent           | Score |
|-----|---|--------------------|-------|
| 114 | H | George Washington  | 61 44 |
| 143 | A | ETSU               | 85 65 |
| 151 | H | Davidson           | 69 54 |
| 174 | A | Charlotte          | 90 74 |
| 175 | A | Furman             | 86 64 |
| 175 | H | Furman             | 65 53 |
| 179 | A | Fla. Atlantic      | 66 55 |
| 184 | A | Samford            | 73 59 |
| 225 | H | UNCG               | 80 57 |
| 242 | A | UNC Asheville      | 67 56 |
| 249 | H | Howard             | 70 44 |
| 258 | A | Campbell           | 58 57 |
| 283 | A | Wofford            | 71 46 |
| 307 | N | VCU                | 70 54 |
| 321 | H | Ga. Southern       | 72 45 |
| 323 | H | Western Caro.      | 72 50 |
| 334 | H | South Carolina St. | 74 53 |
| 342 | H | Winthrop           | 93 45 |

LAST 12 Division I GAMES:

|     |   |               |       |
|-----|---|---------------|-------|
| 175 | H | Furman        | 65 53 |
| 94  | A | Chattanooga   | 71 50 |
| 143 | A | ETSU          | 85 65 |
| 323 | H | Western Caro. | 72 50 |
| 225 | H | UNCG          | 80 57 |
| 184 | A | Samford       | 73 59 |

|     |   |                    |       |
|-----|---|--------------------|-------|
| 175 | A | Furman             | 86 64 |
| 283 | A | Wofford            | 71 46 |
| 174 | A | Charlotte          | 90 74 |
| 82  | A | North Carolina     | 97 86 |
| 249 | H | Howard             | 70 44 |
| 334 | H | South Carolina St. | 74 53 |

Non-Div I Games:

Mercer

Loss, 
 Non-Conf, S Site, 
 H Home
A Away 
 N Neutral



Average RPI Loss: 46

|                  |          |           |                |            |             |          |    |   |   |
|------------------|----------|-----------|----------------|------------|-------------|----------|----|---|---|
| DIV. I ONLY      | 15- 7    | 72        | 6- 4           | 44         | 33          | 61       | 61 | 1 | 1 |
| DIV. I NON-CONF. | 10- 3    | 51        | 3- 0           | 175        | 81          | 92       | 92 | 1 | 1 |
| TOTALS           | RPI 1-25 | RPI 26-50 | W-L RECORDS    | RPI 51-100 | RPI 101-999 | RPI 201+ |    |   |   |
| 15- 7            | 1- 4     | 1- 0      | OVERALL        | 4- 1       | 9- 2        | 4- 0     |    |   |   |
| 10- 4            | 1- 2     | 1- 0      | HOME           | 3- 1       | 5- 1        | 3- 0     |    |   |   |
| 3- 3             | 0- 2     | 0- 0      | AWAY           | 1- 0       | 2- 1        | 0- 0     |    |   |   |
| 2- 0             | 0- 0     | 0- 0      | NEUTRAL        | 0- 0       | 2- 0        | 1- 0     |    |   |   |
| 10- 3            | 0- 1     | 0- 0      | NON-CONFERENCE | 3- 1       | 7- 1        | 4- 0     |    |   |   |
| 8- 2             | 0- 1     | 0- 0      | HOME           | 3- 1       | 5- 0        | 3- 0     |    |   |   |
| 0- 1             | 0- 0     | 0- 0      | AWAY           | 0- 0       | 0- 1        | 0- 0     |    |   |   |
| 2- 0             | 0- 0     | 0- 0      | NEUTRAL        | 0- 0       | 2- 0        | 1- 0     |    |   |   |
| 5- 4             | 1- 3     | 1- 0      | CONFERENCE     | 1- 0       | 2- 1        | 0- 0     |    |   |   |
| 2- 2             | 1- 1     | 1- 0      | HOME           | 0- 0       | 0- 1        | 0- 0     |    |   |   |
| 3- 2             | 0- 2     | 0- 0      | AWAY           | 1- 0       | 2- 0        | 0- 0     |    |   |   |
| 0- 0             | 0- 0     | 0- 0      | NEUTRAL        | 0- 0       | 0- 0        | 0- 0     |    |   |   |

| RPI 1-25                  |   |                |        | RPI 26-50 |   |                 |       | RPI 51-100 |   |                 |       | RPI 101+ |   |                 |       |
|---------------------------|---|----------------|--------|-----------|---|-----------------|-------|------------|---|-----------------|-------|----------|---|-----------------|-------|
| RPI                       | S | Opponent       | Score  | RPI       | S | Opponent        | Score | RPI        | S | Opponent        | Score | RPI      | S | Opponent        | Score |
| 2                         | A | Notre Dame     | 76 83  | 35        | H | Syracuse        | 72 67 | 54         | H | Michigan St.    | 67 57 | 102      | H | Wake Forest     | 50 61 |
| 4                         | H | Louisville     | 74 84  |           |   |                 |       | 60         | H | St. John's (NY) | 64 74 | 127      | A | Colorado        | 61 67 |
| 7                         | A | Florida St.    | 67 105 |           |   |                 |       | 64         | A | Virginia Tech   | 82 78 | 135      | A | Clemson         | 72 60 |
| 14                        | H | Duke           | 51 48  |           |   |                 |       | 86         | H | Maine           | 80 70 | 136      | N | Southern Ill.   | 75 65 |
| 20                        | H | Maryland       | 71 79  |           |   |                 |       | 98         | H | Kentucky        | 65 54 | 148      | H | Bethune-Cookman | 85 39 |
|                           |   |                |        |           |   |                 |       |            |   |                 |       | 198      | A | Boston College  | 65 43 |
|                           |   |                |        |           |   |                 |       |            |   |                 |       | 199      | H | New Orleans     | 76 46 |
|                           |   |                |        |           |   |                 |       |            |   |                 |       | 284      | N | Sacramento St.  | 82 56 |
|                           |   |                |        |           |   |                 |       |            |   |                 |       | 287      | H | FIU             | 77 69 |
|                           |   |                |        |           |   |                 |       |            |   |                 |       | 292      | H | Vermont         | 73 49 |
|                           |   |                |        |           |   |                 |       |            |   |                 |       | 312      | H | Alabama St.     | 79 31 |
| LAST 12 Division I GAMES: |   |                |        |           |   |                 |       |            |   |                 |       |          |   |                 |       |
| 64                        | A | Virginia Tech  | 82 78  | 102       | H | Wake Forest     | 50 61 |            |   |                 |       |          |   |                 |       |
| 4                         | H | Louisville     | 74 84  | 2         | A | Notre Dame      | 76 83 |            |   |                 |       |          |   |                 |       |
| 198                       | A | Boston College | 65 43  | 14        | H | Duke            | 51 48 |            |   |                 |       |          |   |                 |       |
| 35                        | H | Syracuse       | 72 67  | 148       | H | Bethune-Cookman | 85 39 |            |   |                 |       |          |   |                 |       |
| 135                       | A | Clemson        | 72 60  | 136       | N | Southern Ill.   | 75 65 |            |   |                 |       |          |   |                 |       |
| 7                         | A | Florida St.    | 67 105 | 284       | N | Sacramento St.  | 82 56 |            |   |                 |       |          |   |                 |       |

### Non-Div I Games:

Miami (FL)



| Average RPI | Win:     | WON-LOST  | WINNING        | LAST 10    | STRENGTH OF | OPP. STRENGTH | TEAM | ADJ. | CONF. | ADJ CONF. |
|-------------|----------|-----------|----------------|------------|-------------|---------------|------|------|-------|-----------|
| Average RPI | Loss:    | RECORD    | PCT. RANK      | GAMES      | SCHEDULE    | OF SCHEDULE   | RPI  | RPI  | RPI   | RPI       |
|             |          | 13- 8     | 107            | 5- 5       | 141         | 150           | 103  | 103  | 7     | 7         |
|             |          | 8- 3      | 65             | 2- 0       | 250         | 297           | 93   | 93   | 8     | 8         |
| -----       |          |           |                |            |             |               |      |      |       |           |
| TOTALS      | RPI 1-25 | RPI 26-50 | W-L RECORDS    | RPI 51-100 | RPI 101-999 | RPI 201+      |      |      |       |           |
| 13- 8       | 0- 1     | 0- 3      | OVERALL        | 2- 0       | 11- 4       | 7- 1          |      |      |       |           |
| 8- 2        | 0- 0     | 0- 1      | HOME           | 1- 0       | 7- 1        | 5- 1          |      |      |       |           |
| 4- 6        | 0- 1     | 0- 2      | AWAY           | 1- 0       | 3- 3        | 2- 0          |      |      |       |           |
| 1- 0        | 0- 0     | 0- 0      | NEUTRAL        | 0- 0       | 1- 0        | 0- 0          |      |      |       |           |
| 8- 3        | 0- 0     | 0- 1      | NON-CONFERENCE | 1- 0       | 7- 2        | 5- 0          |      |      |       |           |
| 5- 0        | 0- 0     | 0- 0      | HOME           | 0- 0       | 5- 0        | 4- 0          |      |      |       |           |
| 2- 3        | 0- 0     | 0- 1      | AWAY           | 1- 0       | 1- 2        | 1- 0          |      |      |       |           |
| 1- 0        | 0- 0     | 0- 0      | NEUTRAL        | 0- 0       | 1- 0        | 0- 0          |      |      |       |           |
| 5- 5        | 0- 1     | 0- 2      | CONFERENCE     | 1- 0       | 4- 2        | 2- 1          |      |      |       |           |
| 3- 2        | 0- 0     | 0- 1      | HOME           | 1- 0       | 2- 1        | 1- 1          |      |      |       |           |
| 2- 3        | 0- 1     | 0- 1      | AWAY           | 0- 0       | 2- 1        | 1- 0          |      |      |       |           |
| 0- 0        | 0- 0     | 0- 0      | NEUTRAL        | 0- 0       | 0- 0        | 0- 0          |      |      |       |           |

| RPI                       | S | Opponent       | Score | RPI | S | Opponent       | Score | RPI | S | Opponent         | Score | RPI | S | Opponent          | Score | Team's RPI: 103 |
|---------------------------|---|----------------|-------|-----|---|----------------|-------|-----|---|------------------|-------|-----|---|-------------------|-------|-----------------|
| 24                        | A | Buffalo        | 67 72 | 30  | H | Central Mi ch. | 66 84 | 63  | A | IUPUI            | 96 83 | 111 | A | Western Mi ch.    | 70 81 |                 |
|                           |   |                |       | 34  | A | Ball St.       | 61 86 | 81  | H | Ohio             | 64 55 | 152 | A | Loyol a Marymount | 71 84 |                 |
|                           |   |                |       | 37  | A | Purdue         | 66 75 |     |   |                  |       | 161 | A | Northern Ill.     | 77 62 |                 |
|                           |   |                |       |     |   |                |       |     |   |                  |       | 161 | H | Northern Ill.     | 67 65 |                 |
|                           |   |                |       |     |   |                |       |     |   |                  |       | 166 | H | Jacksonville St.  | 58 55 |                 |
|                           |   |                |       |     |   |                |       |     |   |                  |       | 167 | A | Cincinnati        | 62 73 |                 |
|                           |   |                |       |     |   |                |       |     |   |                  |       | 192 | N | Denver            | 69 52 |                 |
|                           |   |                |       |     |   |                |       |     |   |                  |       | 213 | A | Eastern Mi ch.    | 73 69 |                 |
|                           |   |                |       |     |   |                |       |     |   |                  |       | 213 | H | Eastern Mi ch.    | 59 74 |                 |
|                           |   |                |       |     |   |                |       |     |   |                  |       | 214 | H | Akron             | 75 67 |                 |
|                           |   |                |       |     |   |                |       |     |   |                  |       | 253 | A | Indiana St.       | 68 56 |                 |
|                           |   |                |       |     |   |                |       |     |   |                  |       | 288 | H | Valparaiso        | 77 68 |                 |
|                           |   |                |       |     |   |                |       |     |   |                  |       | 290 | H | Cani si us        | 72 47 |                 |
|                           |   |                |       |     |   |                |       |     |   |                  |       | 293 | H | Detroit Mercy     | 91 64 |                 |
|                           |   |                |       |     |   |                |       |     |   |                  |       | 337 | H | Florida A&M       | 73 33 |                 |
| -----                     |   |                |       |     |   |                |       |     |   |                  |       |     |   |                   |       |                 |
| LAST 12 Division I GAMES: |   |                |       |     |   |                |       |     |   |                  |       |     |   |                   |       |                 |
| 161                       | A | Northern Ill.  | 77 62 | 24  | A | Buffalo        | 67 72 | 30  | H | Central Mi ch.   | 66 84 | 111 | A | Western Mi ch.    | 70 81 |                 |
| 81                        | H | Ohio           | 64 55 | 30  | H | Central Mi ch. | 66 84 | 34  | A | Ball St.         | 61 86 | 152 | A | Loyol a Marymount | 71 84 |                 |
| 213                       | A | Eastern Mi ch. | 73 69 | 34  | A | Ball St.       | 61 86 | 81  | H | Ohio             | 64 55 | 161 | A | Northern Ill.     | 77 62 |                 |
| 111                       | A | Western Mi ch. | 70 81 | 161 | H | Northern Ill.  | 67 65 | 166 | H | Jacksonville St. | 58 55 | 167 | A | Cincinnati        | 62 73 |                 |
| 214                       | H | Akron          | 75 67 | 337 | H | Florida A&M    | 73 33 | 192 | N | Denver           | 69 52 | 213 | A | Eastern Mi ch.    | 73 69 |                 |
| 213                       | H | Eastern Mi ch. | 59 74 | 253 | A | Indiana St.    | 68 56 | 213 | H | Eastern Mi ch.   | 59 74 | 214 | H | Akron             | 75 67 |                 |

Non-Div I Games:

Mi ami (OH)



|                   |          |           |                |            |             |               |      |      |       |           |
|-------------------|----------|-----------|----------------|------------|-------------|---------------|------|------|-------|-----------|
| Average RPI Win:  | 152      | WON-LOST  | WINNING        | LAST 10    | STRENGTH OF | OPP. STRENGTH | TEAM | ADJ. | CONF. | ADJ CONF. |
| Average RPI Loss: | 15       | RECORD    | PCT. RANK      | GAMES      | SCHEDULE    | OF SCHEDULE   | RPI  | RPI  | RPI   | RPI       |
| DIV. I ONLY       | 19- 5    | 32        | 7- 3           | 64         | 18          | 32            | 32   | 3    | 3     |           |
| DIV. I NON-CONF.  | 11- 2    | 22        | 1- 0           | 137        | 62          | 45            | 45   | 4    | 4     |           |
| -----             |          |           |                |            |             |               |      |      |       |           |
| TOTALS            | RPI 1-25 | RPI 26-50 | W-L RECORDS    | RPI 51-100 | RPI 101-999 | RPI 201+      |      |      |       |           |
| 19- 5             | 2- 3     | 0- 2      | OVERALL        | 5- 0       | 12- 0       | 6- 0          |      |      |       |           |
| 12- 3             | 1- 2     | 0- 1      | HOME           | 3- 0       | 8- 0        | 4- 0          |      |      |       |           |
| 7- 2              | 1- 1     | 0- 1      | AWAY           | 2- 0       | 4- 0        | 2- 0          |      |      |       |           |
| 0- 0              | 0- 0     | 0- 0      | NEUTRAL        | 0- 0       | 0- 0        | 0- 0          |      |      |       |           |
| 11- 2             | 1- 2     | 0- 0      | NON-CONFERENCE | 1- 0       | 9- 0        | 6- 0          |      |      |       |           |
| 8- 1              | 1- 1     | 0- 0      | HOME           | 0- 0       | 7- 0        | 4- 0          |      |      |       |           |
| 3- 1              | 0- 1     | 0- 0      | AWAY           | 1- 0       | 2- 0        | 2- 0          |      |      |       |           |
| 0- 0              | 0- 0     | 0- 0      | NEUTRAL        | 0- 0       | 0- 0        | 0- 0          |      |      |       |           |
| 8- 3              | 1- 1     | 0- 2      | CONFERENCE     | 4- 0       | 3- 0        | 0- 0          |      |      |       |           |
| 4- 2              | 0- 1     | 0- 1      | HOME           | 3- 0       | 1- 0        | 0- 0          |      |      |       |           |
| 4- 1              | 1- 0     | 0- 1      | AWAY           | 1- 0       | 2- 0        | 0- 0          |      |      |       |           |
| 0- 0              | 0- 0     | 0- 0      | NEUTRAL        | 0- 0       | 0- 0        | 0- 0          |      |      |       |           |

| RPI 1-25                  |   |            |       | RPI 26-50 |   |              |       | Team's RPI: 32 |   |              |        | RPI 51-100 |   |               |        | RPI 101+ |   |          |       |
|---------------------------|---|------------|-------|-----------|---|--------------|-------|----------------|---|--------------|--------|------------|---|---------------|--------|----------|---|----------|-------|
| RPI                       | S | Opponent   | Score | RPI       | S | Opponent     | Score | RPI            | S | Opponent     | Score  | RPI        | S | Opponent      | Score  | RPI      | S | Opponent | Score |
| 2                         | H | Notre Dame | 63 83 | 26        | A | Iowa         | 72 82 | 54             | H | Michigan St. | 74 48  | 107        | H | George Mason  | 75 61  |          |   |          |       |
| 4                         | A | Louisville | 49 74 | 37        | H | Purdue       | 79 81 | 56             | A | Nebraska     | 69 64  | 110        | H | Liberty       | 74 50  |          |   |          |       |
| 6                         | A | Ohio St.   | 84 75 |           |   |              |       | 72             | H | Indiana      | 84 79  | 125        | H | Kent St.      | 54 41  |          |   |          |       |
| 6                         | H | Ohio St.   | 71 78 |           |   |              |       | 80             | H | Penn St.     | 89 69  | 177        | A | Northwestern  | 80 59  |          |   |          |       |
| 21                        | H | Marquette  | 82 76 |           |   |              |       | 81             | A | Ohio         | 74 61  | 180        | A | Wisconsin     | 80 57  |          |   |          |       |
|                           |   |            |       |           |   |              |       |                |   |              |        | 195        | H | Illinois      | 86 42  |          |   |          |       |
|                           |   |            |       |           |   |              |       |                |   |              |        | 206        | H | Oakland       | 78 69  |          |   |          |       |
|                           |   |            |       |           |   |              |       |                |   |              |        | 230        | H | North Florida | 79 34  |          |   |          |       |
|                           |   |            |       |           |   |              |       |                |   |              |        | 272        | A | LIU Brooklyn  | 86 49  |          |   |          |       |
|                           |   |            |       |           |   |              |       |                |   |              |        | 293        | A | Detroit Mercy | 86 50  |          |   |          |       |
|                           |   |            |       |           |   |              |       |                |   |              |        | 309        | H | Fort Wayne    | 77 45  |          |   |          |       |
|                           |   |            |       |           |   |              |       |                |   |              |        | 314        | H | Delaware St.  | 105 36 |          |   |          |       |
| LAST 12 Division I GAMES: |   |            |       |           |   |              |       |                |   |              |        |            |   |               |        |          |   |          |       |
|                           |   |            |       | 37        | H | Purdue       | 79 81 | 72             | H | Indiana      | 84 79  |            |   |               |        |          |   |          |       |
|                           |   |            |       | 177       | A | Northwestern | 80 59 | 6              | H | Ohio St.     | 71 78  |            |   |               |        |          |   |          |       |
|                           |   |            |       | 54        | H | Michigan St. | 74 48 | 180            | A | Wisconsin    | 80 57  |            |   |               |        |          |   |          |       |
|                           |   |            |       | 195       | H | Illinois     | 86 42 | 26             | A | Iowa         | 72 82  |            |   |               |        |          |   |          |       |
|                           |   |            |       | 6         | A | Ohio St.     | 84 75 | 80             | H | Penn St.     | 89 69  |            |   |               |        |          |   |          |       |
|                           |   |            |       | 56        | A | Nebraska     | 69 64 | 314            | H | Delaware St. | 105 36 |            |   |               |        |          |   |          |       |



|                   |          |           |                |            |             |               |      |      |       |           |
|-------------------|----------|-----------|----------------|------------|-------------|---------------|------|------|-------|-----------|
| Average RPI Win:  | 170      | WON-LOST  | WINNING        | LAST 10    | STRENGTH OF | OPP. STRENGTH | TEAM | ADJ. | CONF. | ADJ CONF. |
| Average RPI Loss: | 30       | RECORD    | PCT. RANK      | GAMES      | SCHEDULE    | OF SCHEDULE   | RPI  | RPI  | RPI   | RPI       |
| DIV. I ONLY       | 14- 9    | 118       | 4- 6           | 33         | 29          | 54            | 54   | 3    | 3     |           |
| DIV. I NON-CONF.  | 10- 3    | 51        | 2- 0           | 91         | 56          | 40            | 40   | 4    | 4     |           |
| -----             |          |           |                |            |             |               |      |      |       |           |
| TOTALS            | RPI 1-25 | RPI 26-50 | W-L RECORDS    | RPI 51-100 | RPI 101-999 | RPI 201+      |      |      |       |           |
| 14- 9             | 1- 4     | 1- 3      | OVERALL        | 2- 2       | 10- 0       | 5- 0          |      |      |       |           |
| 7- 3              | 0- 1     | 0- 1      | HOME           | 1- 1       | 6- 0        | 3- 0          |      |      |       |           |
| 5- 5              | 1- 2     | 0- 2      | AWAY           | 1- 1       | 3- 0        | 1- 0          |      |      |       |           |
| 2- 1              | 0- 1     | 1- 0      | NEUTRAL        | 0- 0       | 1- 0        | 1- 0          |      |      |       |           |
| 10- 3             | 0- 2     | 1- 0      | NON-CONFERENCE | 1- 1       | 8- 0        | 5- 0          |      |      |       |           |
| 6- 0              | 0- 0     | 0- 0      | HOME           | 1- 0       | 5- 0        | 3- 0          |      |      |       |           |
| 2- 2              | 0- 1     | 0- 0      | AWAY           | 0- 1       | 2- 0        | 1- 0          |      |      |       |           |
| 2- 1              | 0- 1     | 1- 0      | NEUTRAL        | 0- 0       | 1- 0        | 1- 0          |      |      |       |           |
| 4- 6              | 1- 2     | 0- 3      | CONFERENCE     | 1- 1       | 2- 0        | 0- 0          |      |      |       |           |
| 1- 3              | 0- 1     | 0- 1      | HOME           | 0- 1       | 1- 0        | 0- 0          |      |      |       |           |
| 3- 3              | 1- 1     | 0- 2      | AWAY           | 1- 0       | 1- 0        | 0- 0          |      |      |       |           |
| 0- 0              | 0- 0     | 0- 0      | NEUTRAL        | 0- 0       | 0- 0        | 0- 0          |      |      |       |           |

| RPI 1-25                  |   |            |       | RPI 26-50 |   |                  |       | RPI 51-100 |   |              |       | Team's RPI: 54 |   |                    |        | RPI 101+ |   |          |       |
|---------------------------|---|------------|-------|-----------|---|------------------|-------|------------|---|--------------|-------|----------------|---|--------------------|--------|----------|---|----------|-------|
| RPI                       | S | Opponent   | Score | RPI       | S | Opponent         | Score | RPI        | S | Opponent     | Score | RPI            | S | Opponent           | Score  | RPI      | S | Opponent | Score |
| 1                         | N | UConn      | 62 96 | 26        | H | Iowa             | 68 71 | 55         | H | Quinnipiac   | 74 55 | 111            | H | Western Mich.      | 65 62  |          |   |          |       |
| 2                         | A | Notre Dame | 59 90 | 29        | N | South Fla.       | 83 73 | 61         | A | Miami (FL)   | 57 67 | 143            | A | ETSU               | 83 74  |          |   |          |       |
| 6                         | A | Ohio St.   | 62 78 | 32        | A | Michigan         | 48 74 | 72         | A | Indiana      | 68 46 | 158            | H | Robert Morris      | 100 58 |          |   |          |       |
| 18                        | H | Rutgers    | 58 61 | 50        | A | Minnesota        | 77 83 | 72         | H | Indiana      | 65 69 | 177            | H | Northwestern       | 81 51  |          |   |          |       |
| 20                        | A | Maryland   | 82 68 |           |   |                  |       |            |   |              |       | 195            | A | Illinois           | 67 55  |          |   |          |       |
|                           |   |            |       |           |   |                  |       |            |   |              |       | 206            | H | Oakland            | 95 63  |          |   |          |       |
|                           |   |            |       |           |   |                  |       |            |   |              |       | 255            | H | Col. of Charleston | 107 43 |          |   |          |       |
|                           |   |            |       |           |   |                  |       |            |   |              |       | 293            | A | Detroit Mercy      | 97 60  |          |   |          |       |
|                           |   |            |       |           |   |                  |       |            |   |              |       | 331            | H | Rhode Island       | 82 38  |          |   |          |       |
|                           |   |            |       |           |   |                  |       |            |   |              |       | 339            | N | Mississippi Val.   | 83 64  |          |   |          |       |
| -----                     |   |            |       |           |   |                  |       |            |   |              |       |                |   |                    |        |          |   |          |       |
| LAST 12 Division I GAMES: |   |            |       |           |   |                  |       |            |   |              |       |                |   |                    |        |          |   |          |       |
| 26                        | H | Iowa       | 68 71 | 50        | A | Minnesota        | 77 83 | 177        | H | Northwestern | 81 51 |                |   |                    |        |          |   |          |       |
| 6                         | A | Ohio St.   | 62 78 | 18        | H | Rutgers          | 58 61 | 72         | A | Indiana      | 68 46 |                |   |                    |        |          |   |          |       |
| 32                        | A | Michigan   | 48 74 | 339       | N | Mississippi Val. | 83 64 | 29         | N | South Fla.   | 83 73 |                |   |                    |        |          |   |          |       |
| 72                        | H | Indiana    | 65 69 |           |   |                  |       |            |   |              |       |                |   |                    |        |          |   |          |       |
| 195                       | A | Illinois   | 67 55 |           |   |                  |       |            |   |              |       |                |   |                    |        |          |   |          |       |
| 20                        | A | Maryland   | 82 68 |           |   |                  |       |            |   |              |       |                |   |                    |        |          |   |          |       |

Non-Div I Games:

Michigan St.



|                   |          |           |                |            |             |               |      |      |       |           |
|-------------------|----------|-----------|----------------|------------|-------------|---------------|------|------|-------|-----------|
| Average RPI Win:  | 232      | WON-LOST  | WINNING        | LAST 10    | STRENGTH OF | OPP. STRENGTH | TEAM | ADJ. | CONF. | ADJ CONF. |
| Average RPI Loss: | 91       | RECORD    | PCT. RANK      | GAMES      | SCHEDULE    | OF SCHEDULE   | RPI  | RPI  | RPI   | RPI       |
| DIV. I ONLY       | 13- 9    | 124       | 6- 4           | 191        | 131         | 130           | 130  | 18   | 18    |           |
| DIV. I NON-CONF.  | 8- 5     | 111       | 2- 1           | 241        | 69          | 118           | 118  | 19   | 19    |           |
| -----             |          |           |                |            |             |               |      |      |       |           |
| TOTALS            | RPI 1-25 | RPI 26-50 | W-L RECORDS    | RPI 51-100 | RPI 101-999 | RPI 201+      |      |      |       |           |
| 13- 9             | 0- 1     | 0- 2      | OVERALL        | 1- 3       | 12- 3       | 9- 0          |      |      |       |           |
| 7- 3              | 0- 0     | 0- 0      | HOME           | 1- 1       | 6- 2        | 5- 0          |      |      |       |           |
| 5- 5              | 0- 1     | 0- 1      | AWAY           | 0- 2       | 5- 1        | 3- 0          |      |      |       |           |
| 1- 1              | 0- 0     | 0- 1      | NEUTRAL        | 0- 0       | 1- 0        | 1- 0          |      |      |       |           |
| 8- 5              | 0- 1     | 0- 1      | NON-CONFERENCE | 1- 2       | 7- 1        | 6- 0          |      |      |       |           |
| 5- 0              | 0- 0     | 0- 0      | HOME           | 1- 0       | 4- 0        | 4- 0          |      |      |       |           |
| 2- 4              | 0- 1     | 0- 0      | AWAY           | 0- 2       | 2- 1        | 1- 0          |      |      |       |           |
| 1- 1              | 0- 0     | 0- 1      | NEUTRAL        | 0- 0       | 1- 0        | 1- 0          |      |      |       |           |
| 5- 4              | 0- 0     | 0- 1      | CONFERENCE     | 0- 1       | 5- 2        | 3- 0          |      |      |       |           |
| 2- 3              | 0- 0     | 0- 0      | HOME           | 0- 1       | 2- 2        | 1- 0          |      |      |       |           |
| 3- 1              | 0- 0     | 0- 1      | AWAY           | 0- 0       | 3- 0        | 2- 0          |      |      |       |           |
| 0- 0              | 0- 0     | 0- 0      | NEUTRAL        | 0- 0       | 0- 0        | 0- 0          |      |      |       |           |

| RPI 1-25                  |   |            |       | RPI 26-50 |   |                     |       | RPI 51-100 |   |                     |       | RPI 101+ |   |                |       | Team's RPI: 130 |
|---------------------------|---|------------|-------|-----------|---|---------------------|-------|------------|---|---------------------|-------|----------|---|----------------|-------|-----------------|
| RPI                       | S | Opponent   | Score | RPI       | S | Opponent            | Score | RPI        | S | Opponent            | Score | RPI      | S | Opponent       | Score |                 |
| 4                         | A | Louisville | 26 80 | 46        | A | Western Ky.         | 43 57 | 74         | A | Georgia Tech        | 45 48 | 115      | A | UTEP           | 54 45 |                 |
|                           |   |            |       | 48        | N | Southern California | 57 72 | 84         | H | UAB                 | 51 59 | 118      | A | Vanderbilt     | 65 54 |                 |
|                           |   |            |       |           |   |                     |       | 92         | A | Tulane              | 44 62 | 120      | A | Ole Miss       | 56 65 |                 |
|                           |   |            |       |           |   |                     |       | 98         | H | Kentucky            | 62 57 | 165      | H | Southern Miss. | 53 61 |                 |
|                           |   |            |       |           |   |                     |       |            |   |                     |       | 174      | H | Charlotte      | 64 45 |                 |
|                           |   |            |       |           |   |                     |       |            |   |                     |       | 189      | H | Louisiana Tech | 49 66 |                 |
|                           |   |            |       |           |   |                     |       |            |   |                     |       | 221      | H | Troy           | 73 57 |                 |
|                           |   |            |       |           |   |                     |       |            |   |                     |       | 238      | H | North Texas    | 56 48 |                 |
|                           |   |            |       |           |   |                     |       |            |   |                     |       | 242      | A | UNC Asheville  | 72 57 |                 |
|                           |   |            |       |           |   |                     |       |            |   |                     |       | 251      | H | Lipscomb       | 72 48 |                 |
|                           |   |            |       |           |   |                     |       |            |   |                     |       | 290      | N | Cani si us     | 55 45 |                 |
|                           |   |            |       |           |   |                     |       |            |   |                     |       | 302      | H | Coppin St.     | 69 39 |                 |
|                           |   |            |       |           |   |                     |       |            |   |                     |       | 316      | A | UTSA           | 62 47 |                 |
|                           |   |            |       |           |   |                     |       |            |   |                     |       | 325      | A | Marshall       | 73 57 |                 |
|                           |   |            |       |           |   |                     |       |            |   |                     |       | 330      | H | Tennessee Tech | 58 44 |                 |
| -----                     |   |            |       |           |   |                     |       |            |   |                     |       |          |   |                |       |                 |
| LAST 12 Division I GAMES: |   |            |       |           |   |                     |       |            |   |                     |       |          |   |                |       |                 |
|                           |   |            |       | 189       | H | Louisiana Tech      | 49 66 | 316        | A | UTSA                | 62 47 |          |   |                |       |                 |
|                           |   |            |       | 174       | H | Charlotte           | 64 45 | 84         | H | UAB                 | 51 59 |          |   |                |       |                 |
|                           |   |            |       | 325       | A | Marshall            | 73 57 | 46         | A | Western Ky.         | 43 57 |          |   |                |       |                 |
|                           |   |            |       | 165       | H | Southern Miss.      | 53 61 | 98         | H | Kentucky            | 62 57 |          |   |                |       |                 |
|                           |   |            |       | 238       | H | North Texas         | 56 48 | 290        | N | Cani si us          | 55 45 |          |   |                |       |                 |
|                           |   |            |       | 115       | A | UTEP                | 54 45 | 48         | N | Southern California | 57 72 |          |   |                |       |                 |

Non-Div I Games:

Middle Tenn.



| RPI 1-25                  |   |                |       | RPI 26-50 |   |                |       | RPI 51-100 |   |          |       | Team's RPI: 96 |   |                  |       | RPI 101+ |   |          |       |
|---------------------------|---|----------------|-------|-----------|---|----------------|-------|------------|---|----------|-------|----------------|---|------------------|-------|----------|---|----------|-------|
| RPI                       | S | Opponent       | Score | RPI       | S | Opponent       | Score | RPI        | S | Opponent | Score | RPI            | S | Opponent         | Score | RPI      | S | Opponent | Score |
| 16                        | A | Green Bay      | 29 52 | 49        | N | Houston        | 59 74 | 63         | H | IUPUI    | 68 70 | 101            | A | Wright St.       | 51 56 |          |   |          |       |
| 21                        | H | Marquette      | 68 83 |           |   |                |       | 95         | A | Drake    | 73 77 | 101            | H | Wright St.       | 59 53 |          |   |          |       |
|                           |   |                |       |           |   |                |       |            |   |          |       | 116            | A | Western Ill.     | 77 67 |          |   |          |       |
|                           |   |                |       |           |   |                |       |            |   |          |       | 132            | H | Cleveland St.    | 79 72 |          |   |          |       |
|                           |   |                |       |           |   |                |       |            |   |          |       | 177            | A | Northwestern     | 66 57 |          |   |          |       |
|                           |   |                |       |           |   |                |       |            |   |          |       | 180            | A | Wisconsin        | 67 64 |          |   |          |       |
|                           |   |                |       |           |   |                |       |            |   |          |       | 202            | N | CSUN             | 58 50 |          |   |          |       |
|                           |   |                |       |           |   |                |       |            |   |          |       | 206            | A | Oakland          | 74 62 |          |   |          |       |
|                           |   |                |       |           |   |                |       |            |   |          |       | 229            | H | Youngstown St.   | 62 61 |          |   |          |       |
|                           |   |                |       |           |   |                |       |            |   |          |       | 257            | A | Northern Ky.     | 52 49 |          |   |          |       |
|                           |   |                |       |           |   |                |       |            |   |          |       | 266            | H | North Dakota St. | 74 38 |          |   |          |       |
|                           |   |                |       |           |   |                |       |            |   |          |       | 267            | H | Illinois St.     | 61 59 |          |   |          |       |
|                           |   |                |       |           |   |                |       |            |   |          |       | 293            | A | Detroit Mercy    | 70 61 |          |   |          |       |
|                           |   |                |       |           |   |                |       |            |   |          |       | 309            | A | Fort Wayne       | 60 48 |          |   |          |       |
|                           |   |                |       |           |   |                |       |            |   |          |       | 310            | H | Loyola Chicago   | 63 41 |          |   |          |       |
|                           |   |                |       |           |   |                |       |            |   |          |       | 319            | A | Ill. - Chicago   | 76 53 |          |   |          |       |
|                           |   |                |       |           |   |                |       |            |   |          |       | 319            | H | Ill. - Chicago   | 59 44 |          |   |          |       |
|                           |   |                |       |           |   |                |       |            |   |          |       | 346            | A | Chicago St.      | 84 59 |          |   |          |       |
| LAST 12 Division I GAMES: |   |                |       |           |   |                |       |            |   |          |       |                |   |                  |       |          |   |          |       |
| 101                       | H | Wright St.     | 59 53 | 229       | H | Youngstown St. | 62 61 |            |   |          |       |                |   |                  |       |          |   |          |       |
| 319                       | H | Ill. - Chicago | 59 44 | 132       | H | Cleveland St.  | 79 72 |            |   |          |       |                |   |                  |       |          |   |          |       |
| 63                        | H | IUPUI          | 68 70 | 16        | A | Green Bay      | 29 52 |            |   |          |       |                |   |                  |       |          |   |          |       |
| 293                       | A | Detroit Mercy  | 70 61 | 101       | A | Wright St.     | 51 56 |            |   |          |       |                |   |                  |       |          |   |          |       |
| 206                       | A | Oakland        | 74 62 | 257       | A | Northern Ky.   | 52 49 |            |   |          |       |                |   |                  |       |          |   |          |       |
| 319                       | A | Ill. - Chicago | 76 53 | 346       | A | Chicago St.    | 84 59 |            |   |          |       |                |   |                  |       |          |   |          |       |

Mi l waukee



| Average RPI      | Win:     | 168   | WON-LOST  | WINNING   | LAST 10        | STRENGTH OF | OPP. STRENGTH | TEAM | ADJ.        | CONF. | ADJ CONF. |
|------------------|----------|-------|-----------|-----------|----------------|-------------|---------------|------|-------------|-------|-----------|
| Average RPI      | Loss:    | 75    | RECORD    | PCT. RANK | GAMES          | SCHEDULE    | OF SCHEDULE   | RPI  | RPI         | RPI   | RPI       |
| DIV. I ONLY      |          | 17- 5 | 37        | 7- 3      | 144            | 53          | 50            | 50   | 3           | 3     |           |
| DIV. I NON-CONF. |          | 11- 2 | 22        | 2- 1      | 273            | 133         | 67            | 67   | 4           | 4     |           |
| -----            |          |       |           |           |                |             |               |      |             |       |           |
| TOTALS           | RPI 1-25 |       | RPI 26-50 |           | W-L RECORDS    |             | RPI 51-100    |      | RPI 101-999 |       | RPI 201+  |
| 17- 5            | 0- 2     |       | 1- 0      |           | OVERALL        |             | 2- 2          |      | 14- 1       |       | 4- 1      |
| 10- 1            | 0- 0     |       | 1- 0      |           | HOME           |             | 1- 1          |      | 8- 0        |       | 3- 0      |
| 6- 4             | 0- 2     |       | 0- 0      |           | AWAY           |             | 1- 1          |      | 5- 1        |       | 1- 1      |
| 1- 0             | 0- 0     |       | 0- 0      |           | NEUTRAL        |             | 0- 0          |      | 1- 0        |       | 0- 0      |
| 11- 2            | 0- 0     |       | 0- 0      |           | NON-CONFERENCE |             | 0- 1          |      | 11- 1       |       | 4- 1      |
| 7- 0             | 0- 0     |       | 0- 0      |           | HOME           |             | 0- 0          |      | 7- 0        |       | 3- 0      |
| 3- 2             | 0- 0     |       | 0- 0      |           | AWAY           |             | 0- 1          |      | 3- 1        |       | 1- 1      |
| 1- 0             | 0- 0     |       | 0- 0      |           | NEUTRAL        |             | 0- 0          |      | 1- 0        |       | 0- 0      |
| 6- 3             | 0- 2     |       | 1- 0      |           | CONFERENCE     |             | 2- 1          |      | 3- 0        |       | 0- 0      |
| 3- 1             | 0- 0     |       | 1- 0      |           | HOME           |             | 1- 1          |      | 1- 0        |       | 0- 0      |
| 3- 2             | 0- 2     |       | 0- 0      |           | AWAY           |             | 1- 0          |      | 2- 0        |       | 0- 0      |
| 0- 0             | 0- 0     |       | 0- 0      |           | NEUTRAL        |             | 0- 0          |      | 0- 0        |       | 0- 0      |

| RPI                       | S | Opponent     | Score | RPI | S | Opponent | Score | Team's RPI: 50 | RPI | S | Opponent       | Score  | RPI | S | Opponent       | Score  |
|---------------------------|---|--------------|-------|-----|---|----------|-------|----------------|-----|---|----------------|--------|-----|---|----------------|--------|
| 6                         | A | Ohio St.     | 75 91 | 26  | H | Iowa     | 77 72 |                | 54  | H | Michigan St.   | 83 77  | 102 | N | Wake Forest    | 93 81  |
| 18                        | A | Rutgers      | 70 80 |     |   |          |       |                | 56  | H | Nebraska       | 74 79  | 104 | A | UNLV           | 79 72  |
|                           |   |              |       |     |   |          |       |                | 80  | A | Penn St.       | 91 71  | 124 | A | Georgetown     | 73 63  |
|                           |   |              |       |     |   |          |       |                | 82  | A | North Carolina | 83 88  | 163 | H | Cal Poly       | 112 68 |
|                           |   |              |       |     |   |          |       |                |     |   |                |        | 170 | H | Lehigh         | 107 73 |
|                           |   |              |       |     |   |          |       |                |     |   |                |        | 177 | A | Northwestern   | 90 63  |
|                           |   |              |       |     |   |          |       |                |     |   |                |        | 180 | A | Wisconsin      | 71 61  |
|                           |   |              |       |     |   |          |       |                |     |   |                |        | 180 | H | Wisconsin      | 90 65  |
|                           |   |              |       |     |   |          |       |                |     |   |                |        | 197 | H | Xavier         | 74 62  |
|                           |   |              |       |     |   |          |       |                |     |   |                |        | 198 | H | Boston College | 78 68  |
|                           |   |              |       |     |   |          |       |                |     |   |                |        | 211 | A | San Diego      | 69 72  |
|                           |   |              |       |     |   |          |       |                |     |   |                |        | 213 | H | Eastern Mich.  | 80 56  |
|                           |   |              |       |     |   |          |       |                |     |   |                |        | 242 | H | UC Riverside   | 101 75 |
|                           |   |              |       |     |   |          |       |                |     |   |                |        | 307 | H | VCU            | 108 63 |
|                           |   |              |       |     |   |          |       |                |     |   |                |        | 331 | A | Rhode Island   | 82 60  |
| LAST 12 Division I GAMES: |   |              |       |     |   |          |       |                |     |   |                |        |     |   |                |        |
| 180                       | A | Wisconsin    | 71 61 | 6   | A | Ohio St. | 75 91 |                | 56  | H | Nebraska       | 74 79  | 177 | A | Northwestern   | 90 63  |
| 26                        | H | Iowa         | 77 72 |     |   |          |       |                | 242 | H | UC Riverside   | 101 75 | 163 | H | Cal Poly       | 112 68 |
| 180                       | H | Wisconsin    | 90 65 |     |   |          |       |                | 211 | A | San Diego      | 69 72  |     |   |                |        |
| 18                        | A | Rutgers      | 70 80 |     |   |          |       |                |     |   |                |        |     |   |                |        |
| 80                        | A | Penn St.     | 91 71 |     |   |          |       |                |     |   |                |        |     |   |                |        |
| 54                        | H | Michigan St. | 83 77 |     |   |          |       |                |     |   |                |        |     |   |                |        |

Non-Div I Games:

Minnesota



| Average RPI      | Win:     | 101   | WON-LOST  | WINNING   | LAST 10        | STRENGTH OF | OPP. STRENGTH | TEAM        | ADJ. | CONF.    | ADJ CONF. |
|------------------|----------|-------|-----------|-----------|----------------|-------------|---------------|-------------|------|----------|-----------|
| Average RPI      | Loss:    | 0     | RECORD    | PCT. RANK | GAMES          | SCHEDULE    | OF SCHEDULE   | RPI         | RPI  | RPI      | RPI       |
| DIV. I ONLY      |          | 23- 0 |           | 1         | 10- 0          | 12          | 31            | 3           | 3    | 2        | 2         |
| DIV. I NON-CONF. |          | 14- 0 |           | 1         | 3- 0           | 39          | 35            | 3           | 3    | 2        | 2         |
| -----            |          |       |           |           |                |             |               |             |      |          |           |
| TOTALS           | RPI 1-25 |       | RPI 26-50 |           | W-L RECORDS    | RPI 51-100  |               | RPI 101-999 |      | RPI 201+ |           |
| 23- 0            | 5- 0     |       | 4- 0      |           | OVERALL        | 4- 0        |               | 10- 0       |      | 2- 0     |           |
| 12- 0            | 1- 0     |       | 1- 0      |           | HOME           | 4- 0        |               | 6- 0        |      | 2- 0     |           |
| 6- 0             | 3- 0     |       | 1- 0      |           | AWAY           | 0- 0        |               | 2- 0        |      | 0- 0     |           |
| 5- 0             | 1- 0     |       | 2- 0      |           | NEUTRAL        | 0- 0        |               | 2- 0        |      | 0- 0     |           |
| 14- 0            | 2- 0     |       | 3- 0      |           | NON-CONFERENCE | 2- 0        |               | 7- 0        |      | 2- 0     |           |
| 8- 0             | 1- 0     |       | 1- 0      |           | HOME           | 2- 0        |               | 4- 0        |      | 2- 0     |           |
| 1- 0             | 0- 0     |       | 0- 0      |           | AWAY           | 0- 0        |               | 1- 0        |      | 0- 0     |           |
| 5- 0             | 1- 0     |       | 2- 0      |           | NEUTRAL        | 0- 0        |               | 2- 0        |      | 0- 0     |           |
| 9- 0             | 3- 0     |       | 1- 0      |           | CONFERENCE     | 2- 0        |               | 3- 0        |      | 0- 0     |           |
| 4- 0             | 0- 0     |       | 0- 0      |           | HOME           | 2- 0        |               | 2- 0        |      | 0- 0     |           |
| 5- 0             | 3- 0     |       | 1- 0      |           | AWAY           | 0- 0        |               | 1- 0        |      | 0- 0     |           |
| 0- 0             | 0- 0     |       | 0- 0      |           | NEUTRAL        | 0- 0        |               | 0- 0        |      | 0- 0     |           |

| RPI                       | S | Opponent  | Score | RPI | S | Opponent    | Score | RPI | S | Opponent         | Score  | RPI | S | Opponent         | Score  |
|---------------------------|---|-----------|-------|-----|---|-------------|-------|-----|---|------------------|--------|-----|---|------------------|--------|
| 5                         | H | Oregon    | 90 79 | 27  | A | LSU         | 83 70 | 59  | H | Oklahoma St.     | 79 76  | 104 | A | UNLV             | 103 63 |
| 9                         | A | Tennessee | 71 52 | 28  | N | Arizona St. | 65 57 | 85  | H | Alabama          | 75 61  | 120 | A | Ole Miss         | 69 49  |
| 15                        | A | Missouri  | 57 53 | 31  | H | Virginia    | 68 53 | 86  | H | Maine            | 83 43  | 120 | H | Ole Miss         | 76 45  |
| 16                        | N | Green Bay | 67 46 | 35  | N | Syracuse    | 76 65 | 100 | H | Arkansas         | 111 69 | 122 | H | Little Rock      | 86 48  |
| 17                        | A | Georgia   | 86 62 |     |   |             |       |     |   |                  |        | 159 | N | Louisiana        | 94 37  |
|                           |   |           |       |     |   |             |       |     |   |                  |        | 165 | H | Southern Miss.   | 91 56  |
|                           |   |           |       |     |   |             |       |     |   |                  |        | 172 | H | Florida          | 90 53  |
|                           |   |           |       |     |   |             |       |     |   |                  |        | 191 | N | Columbia         | 90 54  |
|                           |   |           |       |     |   |             |       |     |   |                  |        | 315 | H | Georgia St.      | 106 50 |
|                           |   |           |       |     |   |             |       |     |   |                  |        | 339 | H | Mississippi Val. | 112 36 |
| -----                     |   |           |       |     |   |             |       |     |   |                  |        |     |   |                  |        |
| LAST 12 Division I GAMES: |   |           |       |     |   |             |       |     |   |                  |        |     |   |                  |        |
| 15                        | A | Missouri  | 57 53 | 27  | A | LSU         | 83 70 | 100 | H | Arkansas         | 111 69 | 17  | A | Georgia          | 86 62  |
| 120                       | A | Ole Miss  | 69 49 |     |   |             |       | 339 | H | Mississippi Val. | 112 36 | 35  | N | Syracuse         | 76 65  |
| 172                       | H | Florida   | 90 53 |     |   |             |       | 104 | A | UNLV             | 103 63 |     |   |                  |        |
| 9                         | A | Tennessee | 71 52 |     |   |             |       |     |   |                  |        |     |   |                  |        |
| 85                        | H | Alabama   | 75 61 |     |   |             |       |     |   |                  |        |     |   |                  |        |
| 120                       | H | Ole Miss  | 76 45 |     |   |             |       |     |   |                  |        |     |   |                  |        |

Non-Div I Games:

Mississippi St.



|                   |          |           |                |            |             |               |      |      |       |           |
|-------------------|----------|-----------|----------------|------------|-------------|---------------|------|------|-------|-----------|
| Average RPI Win:  | 308      | WON-LOST  | WINNING        | LAST 10    | STRENGTH OF | OPP. STRENGTH | TEAM | ADJ. | CONF. | ADJ CONF. |
| Average RPI Loss: | 199      | RECORD    | PCT. RANK      | GAMES      | SCHEDULE    | OF SCHEDULE   | RPI  | RPI  | RPI   | RPI       |
| DIV. I ONLY       | 1- 20    | 345       | 1- 9           | 239        | 311         | 339           | 339  | 32   | 32    |           |
| DIV. I NON-CONF.  | 0- 12    | 337       | 0- 3           | 94         | 178         | 306           | 306  | 32   | 32    |           |
| -----             |          |           |                |            |             |               |      |      |       |           |
| TOTALS            | RPI 1-25 | RPI 26-50 | W-L RECORDS    | RPI 51-100 | RPI 101-999 | RPI 201+      |      |      |       |           |
| 1- 20             | 0- 1     | 0- 2      | OVERALL        | 0- 3       | 1- 14       | 1- 11         |      |      |       |           |
| 1- 5              | 0- 0     | 0- 0      | HOME           | 0- 0       | 1- 5        | 1- 4          |      |      |       |           |
| 0- 10             | 0- 0     | 0- 0      | AWAY           | 0- 0       | 0- 0        | 0- 0          |      |      |       |           |
| 0- 5              | 0- 0     | 0- 1      | NEUTRAL        | 0- 2       | 0- 2        | 0- 2          |      |      |       |           |
| 0- 12             | 0- 1     | 0- 2      | NON-CONFERENCE | 0- 3       | 0- 6        | 0- 4          |      |      |       |           |
| 0- 1              | 0- 0     | 0- 0      | HOME           | 0- 0       | 0- 1        | 0- 1          |      |      |       |           |
| 0- 6              | 0- 1     | 0- 1      | AWAY           | 0- 1       | 0- 3        | 0- 1          |      |      |       |           |
| 0- 5              | 0- 0     | 0- 1      | NEUTRAL        | 0- 2       | 0- 2        | 0- 2          |      |      |       |           |
| 1- 8              | 0- 0     | 0- 0      | CONFERENCE     | 0- 0       | 1- 8        | 1- 7          |      |      |       |           |
| 1- 4              | 0- 0     | 0- 0      | HOME           | 0- 0       | 1- 4        | 1- 3          |      |      |       |           |
| 0- 4              | 0- 0     | 0- 0      | AWAY           | 0- 0       | 0- 4        | 0- 4          |      |      |       |           |
| 0- 0              | 0- 0     | 0- 0      | NEUTRAL        | 0- 0       | 0- 0        | 0- 0          |      |      |       |           |

| RPI 1-25                     |   |                    |        | RPI 26-50 |   |                    |       | RPI 51-100 |   |                    |        | RPI 101+ Team's RPI: 339 |   |                    |       |
|------------------------------|---|--------------------|--------|-----------|---|--------------------|-------|------------|---|--------------------|--------|--------------------------|---|--------------------|-------|
| RPI                          | S | Opponent           | Score  | RPI       | S | Opponent           | Score | RPI        | S | Opponent           | Score  | RPI                      | S | Opponent           | Score |
| 3                            | A | Mi ssi ssi ppi St. | 36 112 | 41        | N | Dayton             | 46 65 | 54         | N | Mi chi gan St.     | 64 83  | 127                      | A | Col orado          | 48 85 |
|                              |   |                    |        | 46        | A | Western Ky.        | 48 87 | 84         | A | UAB                | 72 87  | 165                      | A | Southern Mi ss.    | 69 84 |
|                              |   |                    |        |           |   |                    |       | 95         | N | Drake              | 60 96  | 187                      | H | Southern U.        | 54 70 |
|                              |   |                    |        |           |   |                    |       |            |   |                    |        | 241                      | A | Texas Southern     | 39 55 |
|                              |   |                    |        |           |   |                    |       |            |   |                    |        | 254                      | H | Grambl ing         | 62 64 |
|                              |   |                    |        |           |   |                    |       |            |   |                    |        | 268                      | H | Ni chol l s St.    | 57 62 |
|                              |   |                    |        |           |   |                    |       |            |   |                    |        | 270                      | H | Al corn            | 70 76 |
|                              |   |                    |        |           |   |                    |       |            |   |                    |        | 282                      | A | Prai rie Vi ew     | 73 78 |
|                              |   |                    |        |           |   |                    |       |            |   |                    |        | 294                      | N | Massachusetts      | 46 85 |
|                              |   |                    |        |           |   |                    |       |            |   |                    |        | 296                      | A | Al abama A&M       | 48 65 |
|                              |   |                    |        |           |   |                    |       |            |   |                    |        | 299                      | A | Murray St.         | 63 64 |
|                              |   |                    |        |           |   |                    |       |            |   |                    |        | 308                      | H | Jackson St.        | 72 61 |
|                              |   |                    |        |           |   |                    |       |            |   |                    |        | 312                      | A | Al abama St.       | 41 76 |
|                              |   |                    |        |           |   |                    |       |            |   |                    |        | 316                      | N | UTSA               | 55 68 |
|                              |   |                    |        |           |   |                    |       |            |   |                    |        | 341                      | H | Ark. -Pi ne Bl uff | 59 64 |
| -----                        |   |                    |        |           |   |                    |       |            |   |                    |        |                          |   |                    |       |
| LAST 12 Di vi si on I GAMES: |   |                    |        |           |   |                    |       |            |   |                    |        |                          |   |                    |       |
| 254                          | H | Grambl ing         | 62 64  | 296       | A | Al abama A&M       | 48 65 | 308        | H | Jackson St.        | 72 61  | 312                      | A | Al abama St.       | 41 76 |
| 282                          | A | Prai rie Vi ew     | 73 78  | 341       | H | Ark. -Pi ne Bl uff | 59 64 | 3          | A | Mi ssi ssi ppi St. | 36 112 | 54                       | N | Mi chi gan St.     | 64 83 |
| 241                          | A | Texas Southern     | 39 55  | 41        | N | Dayton             | 46 65 |            |   |                    |        |                          |   |                    |       |
| 187                          | H | Southern U.        | 54 70  |           |   |                    |       |            |   |                    |        |                          |   |                    |       |
| 270                          | H | Al corn            | 70 76  |           |   |                    |       |            |   |                    |        |                          |   |                    |       |

Non-Di v I Games:



Missouri

| Missouri         |       |          |           | Through Games Of Feb. 1, 2018 |                |             |               |      |             |       |           |
|------------------|-------|----------|-----------|-------------------------------|----------------|-------------|---------------|------|-------------|-------|-----------|
| Average RPI      | Win:  | 120      | WON-LOST  | WINNING                       | LAST 10        | STRENGTH OF | OPP. STRENGTH | TEAM | ADJ.        | CONF. | ADJ CONF. |
| Average RPI      | Loss: | 22       | RECORD    | PCT. RANK                     | GAMES          | SCHEDULE    | OF SCHEDULE   | RPI  | RPI         | RPI   | RPI       |
| DIV. I ONLY      |       |          | 17- 5     | 37                            | 6- 4           | 19          | 26            | 15   | 15          | 2     | 2         |
| DIV. I NON-CONF. |       |          | 12- 1     | 6                             | 3- 0           | 68          | 40            | 12   | 12          | 2     | 2         |
| -----            |       |          |           |                               |                |             |               |      |             |       |           |
| TOTALS           |       | RPI 1-25 | RPI 26-50 |                               | W-L RECORDS    |             | RPI 51-100    |      | RPI 101-999 |       | RPI 201+  |
| 17- 5            |       | 1- 3     | 1- 2      |                               | OVERALL        |             | 6- 0          |      | 9- 0        |       | 1- 0      |
| 8- 2             |       | 1- 1     | 0- 1      |                               | HOME           |             | 3- 0          |      | 4- 0        |       | 0- 0      |
| 5- 2             |       | 0- 2     | 1- 0      |                               | AWAY           |             | 1- 0          |      | 3- 0        |       | 0- 0      |
| 4- 1             |       | 0- 0     | 0- 1      |                               | NEUTRAL        |             | 2- 0          |      | 2- 0        |       | 1- 0      |
| 12- 1            |       | 0- 0     | 1- 1      |                               | NON-CONFERENCE |             | 4- 0          |      | 7- 0        |       | 1- 0      |
| 6- 0             |       | 0- 0     | 0- 0      |                               | HOME           |             | 2- 0          |      | 4- 0        |       | 0- 0      |
| 2- 0             |       | 0- 0     | 1- 0      |                               | AWAY           |             | 0- 0          |      | 1- 0        |       | 0- 0      |
| 4- 1             |       | 0- 0     | 0- 1      |                               | NEUTRAL        |             | 2- 0          |      | 2- 0        |       | 1- 0      |
| 5- 4             |       | 1- 3     | 0- 1      |                               | CONFERENCE     |             | 2- 0          |      | 2- 0        |       | 0- 0      |
| 2- 2             |       | 1- 1     | 0- 1      |                               | HOME           |             | 1- 0          |      | 0- 0        |       | 0- 0      |
| 3- 2             |       | 0- 2     | 0- 0      |                               | AWAY           |             | 1- 0          |      | 2- 0        |       | 0- 0      |
| 0- 0             |       | 0- 0     | 0- 0      |                               | NEUTRAL        |             | 0- 0          |      | 0- 0        |       | 0- 0      |

|                           |   |                 |       |                |     |   |                |           |    |     |   |             |       |    |     |          |              |       |    |
|---------------------------|---|-----------------|-------|----------------|-----|---|----------------|-----------|----|-----|---|-------------|-------|----|-----|----------|--------------|-------|----|
| RPI 1-25                  |   |                 |       | Team's RPI: 15 |     |   |                | RPI 26-50 |    |     |   | RPI 51-100  |       |    |     | RPI 101+ |              |       |    |
| RPI                       | S | Opponent        | Score |                | RPI | S | Opponent       | Score     |    | RPI | S | Opponent    | Score |    | RPI | S        | Opponent     | Score |    |
| 3                         | H | Mississippi St. | 53    | 57             | 27  | H | LSU            | 65        | 69 | 55  | N | Quinnipiac  | 66    | 51 | 101 | H        | Wright St.   | 82    | 80 |
| 17                        | A | Georgia         | 50    | 62             | 33  | A | California     | 55        | 52 | 72  | N | Indiana     | 75    | 55 | 118 | A        | Vanderbilt   | 81    | 70 |
| 19                        | A | South Carolina  | 54    | 64             | 46  | N | Western Ky.    | 76        | 79 | 77  | H | Kansas St.  | 73    | 59 | 120 | A        | Ole Miss     | 67    | 48 |
| 19                        | H | South Carolina  | 83    | 74             |     |   |                |           |    | 85  | A | Alabama     | 62    | 56 | 128 | A        | Missouri St. | 69    | 59 |
|                           |   |                 |       |                |     |   |                |           |    | 91  | H | Saint Louis | 70    | 58 | 150 | H        | SIUE         | 78    | 48 |
|                           |   |                 |       |                |     |   |                |           |    | 100 | H | Arkansas    | 88    | 54 | 195 | H        | Illinois     | 72    | 55 |
|                           |   |                 |       |                |     |   |                |           |    |     |   |             |       |    | 197 | N        | Xavier       | 74    | 48 |
|                           |   |                 |       |                |     |   |                |           |    |     |   |             |       |    | 199 | H        | New Orleans  | 81    | 45 |
|                           |   |                 |       |                |     |   |                |           |    |     |   |             |       |    | 302 | N        | Coppin St.   | 73    | 50 |
| LAST 12 Division I GAMES: |   |                 |       |                |     |   |                |           |    |     |   |             |       |    |     |          |              |       |    |
| 3                         | H | Mississippi St. | 53    | 57             | 19  | H | South Carolina | 83        | 74 |     |   |             |       |    |     |          |              |       |    |
| 19                        | A | South Carolina  | 54    | 64             | 27  | H | LSU            | 65        | 69 |     |   |             |       |    |     |          |              |       |    |
| 17                        | A | Georgia         | 50    | 62             | 85  | A | Alabama        | 62        | 56 |     |   |             |       |    |     |          |              |       |    |
| 100                       | H | Arkansas        | 88    | 54             | 195 | H | Illinois       | 72        | 55 |     |   |             |       |    |     |          |              |       |    |
| 120                       | A | Ole Miss        | 67    | 48             | 197 | N | Xavier         | 74        | 48 |     |   |             |       |    |     |          |              |       |    |
| 118                       | A | Vanderbilt      | 81    | 70             | 72  | N | Indiana        | 75        | 55 |     |   |             |       |    |     |          |              |       |    |

Non-Div I Games:

Missouri

Missouri



|                   |          |           |                |            |             |               |      |      |       |           |
|-------------------|----------|-----------|----------------|------------|-------------|---------------|------|------|-------|-----------|
| Average RPI Win:  | 236      | WON-LOST  | WINNING        | LAST 10    | STRENGTH OF | OPP. STRENGTH | TEAM | ADJ. | CONF. | ADJ CONF. |
| Average RPI Loss: | 84       | RECORD    | PCT. RANK      | GAMES      | SCHEDULE    | OF SCHEDULE   | RPI  | RPI  | RPI   | RPI       |
| DIV. I ONLY       | 10- 9    | 154       | 7- 3           | 119        | 171         | 128           | 128  | 24   | 24    |           |
| DIV. I NON-CONF.  | 3- 7     | 254       | 2- 1           | 12         | 61          | 153           | 153  | 22   | 22    |           |
| -----             |          |           |                |            |             |               |      |      |       |           |
| TOTALS            | RPI 1-25 | RPI 26-50 | W-L RECORDS    | RPI 51-100 | RPI 101-999 | RPI 201+      |      |      |       |           |
| 10- 9             | 0- 2     | 0- 1      | OVERALL        | 0- 2       | 10- 4       | 6- 0          |      |      |       |           |
| 6- 2              | 0- 1     | 0- 0      | HOME           | 0- 1       | 6- 0        | 2- 0          |      |      |       |           |
| 4- 5              | 0- 0     | 0- 1      | AWAY           | 0- 1       | 4- 3        | 4- 0          |      |      |       |           |
| 0- 2              | 0- 1     | 0- 0      | NEUTRAL        | 0- 0       | 0- 1        | 0- 0          |      |      |       |           |
| 3- 7              | 0- 2     | 0- 1      | NON-CONFERENCE | 0- 1       | 3- 3        | 0- 0          |      |      |       |           |
| 3- 1              | 0- 1     | 0- 0      | HOME           | 0- 0       | 3- 0        | 0- 0          |      |      |       |           |
| 0- 4              | 0- 0     | 0- 1      | AWAY           | 0- 1       | 0- 2        | 0- 0          |      |      |       |           |
| 0- 2              | 0- 1     | 0- 0      | NEUTRAL        | 0- 0       | 0- 1        | 0- 0          |      |      |       |           |
| 7- 2              | 0- 0     | 0- 0      | CONFERENCE     | 0- 1       | 7- 1        | 6- 0          |      |      |       |           |
| 3- 1              | 0- 0     | 0- 0      | HOME           | 0- 1       | 3- 0        | 2- 0          |      |      |       |           |
| 4- 1              | 0- 0     | 0- 0      | AWAY           | 0- 0       | 4- 1        | 4- 0          |      |      |       |           |
| 0- 0              | 0- 0     | 0- 0      | NEUTRAL        | 0- 0       | 0- 0        | 0- 0          |      |      |       |           |

| RPI 1-25                  |   |                  |        | RPI 26-50 |   |              |       | RPI 51-100 |   |              |       | RPI 101+ Team's RPI: 128 |   |                  |       |
|---------------------------|---|------------------|--------|-----------|---|--------------|-------|------------|---|--------------|-------|--------------------------|---|------------------|-------|
| RPI                       | S | Opponent         | Score  | RPI       | S | Opponent     | Score | RPI        | S | Opponent     | Score | RPI                      | S | Opponent         | Score |
| 8                         | N | Bayl or          | 58 100 | 34        | A | Bal l St.    | 58 70 | 85         | A | Al abama     | 61 65 | 113                      | N | Penn             | 60 65 |
| 15                        | H | Mi ssouri        | 59 69  |           |   |              |       | 95         | H | Drake        | 68 80 | 122                      | A | Li ttle Rock     | 51 63 |
|                           |   |                  |        |           |   |              |       |            |   |              |       | 136                      | A | Southern Ill.    | 69 71 |
|                           |   |                  |        |           |   |              |       |            |   |              |       | 139                      | H | UNI              | 62 52 |
|                           |   |                  |        |           |   |              |       |            |   |              |       | 147                      | A | Wi chi ta St.    | 58 72 |
|                           |   |                  |        |           |   |              |       |            |   |              |       | 147                      | H | Wi chi ta St.    | 94 71 |
|                           |   |                  |        |           |   |              |       |            |   |              |       | 177                      | H | Northwestern     | 90 59 |
|                           |   |                  |        |           |   |              |       |            |   |              |       | 194                      | H | Oral Roberts     | 76 66 |
|                           |   |                  |        |           |   |              |       |            |   |              |       | 239                      | A | Bradley          | 71 65 |
|                           |   |                  |        |           |   |              |       |            |   |              |       | 253                      | A | Indi ana St.     | 77 63 |
|                           |   |                  |        |           |   |              |       |            |   |              |       | 267                      | A | Illinois St.     | 56 50 |
|                           |   |                  |        |           |   |              |       |            |   |              |       | 288                      | H | Val parai so     | 83 60 |
|                           |   |                  |        |           |   |              |       |            |   |              |       | 310                      | H | Loyol a Chi cago | 75 36 |
|                           |   |                  |        |           |   |              |       |            |   |              |       | 347                      | A | Evansvi lle      | 95 65 |
| LAST 12 Division I GAMES: |   |                  |        |           |   |              |       |            |   |              |       |                          |   |                  |       |
| 136                       | A | Southern Ill.    | 69 71  | 95        | H | Drake        | 68 80 | 347        | A | Evansvi lle  | 95 65 |                          |   |                  |       |
| 310                       | H | Loyol a Chi cago | 75 36  | 253       | A | Indi ana St. | 77 63 | 85         | A | Al abama     | 61 65 |                          |   |                  |       |
| 288                       | H | Val parai so     | 83 60  | 177       | H | Northwestern | 90 59 | 194        | H | Oral Roberts | 76 66 |                          |   |                  |       |
| 239                       | A | Bradl ey         | 71 65  |           |   |              |       |            |   |              |       |                          |   |                  |       |
| 267                       | A | Illinoi s St.    | 56 50  |           |   |              |       |            |   |              |       |                          |   |                  |       |
| 139                       | H | UNI              | 62 52  |           |   |              |       |            |   |              |       |                          |   |                  |       |

Non-Div I Games: Central Mo. 62 36

Missouri St.



|                   |          |           |                |            |             |               |      |      |       |           |
|-------------------|----------|-----------|----------------|------------|-------------|---------------|------|------|-------|-----------|
| Average RPI Win:  | 302      | WON-LOST  | WINNING        | LAST 10    | STRENGTH OF | OPP. STRENGTH | TEAM | ADJ. | CONF. | ADJ CONF. |
| Average RPI Loss: | 169      | RECORD    | PCT. RANK      | GAMES      | SCHEDULE    | OF SCHEDULE   | RPI  | RPI  | RPI   | RPI       |
| DIV. I ONLY       | 5- 15    | 297       | 3- 7           | 235        | 313         | 297           | 297  | 27   | 27    |           |
| DIV. I NON-CONF.  | 2- 9     | 295       | 0- 3           | 46         | 295         | 242           | 242  | 26   | 26    |           |
| -----             |          |           |                |            |             |               |      |      |       |           |
| TOTALS            | RPI 1-25 | RPI 26-50 | W-L RECORDS    | RPI 51-100 | RPI 101-999 | RPI 201+      |      |      |       |           |
| 5- 15             | 0- 0     | 0- 0      | OVERALL        | 0- 4       | 5- 11       | 5- 5          |      |      |       |           |
| 3- 6              | 0- 0     | 0- 0      | HOME           | 0- 3       | 3- 3        | 3- 1          |      |      |       |           |
| 1- 9              | 0- 0     | 0- 0      | AWAY           | 0- 1       | 1- 8        | 1- 4          |      |      |       |           |
| 1- 0              | 0- 0     | 0- 0      | NEUTRAL        | 0- 0       | 1- 0        | 1- 0          |      |      |       |           |
| 2- 9              | 0- 0     | 0- 0      | NON-CONFERENCE | 0- 3       | 2- 6        | 2- 1          |      |      |       |           |
| 1- 4              | 0- 0     | 0- 0      | HOME           | 0- 2       | 1- 2        | 1- 0          |      |      |       |           |
| 0- 5              | 0- 0     | 0- 0      | AWAY           | 0- 1       | 0- 4        | 0- 1          |      |      |       |           |
| 1- 0              | 0- 0     | 0- 0      | NEUTRAL        | 0- 0       | 1- 0        | 1- 0          |      |      |       |           |
| 3- 6              | 0- 0     | 0- 0      | CONFERENCE     | 0- 1       | 3- 5        | 3- 4          |      |      |       |           |
| 2- 2              | 0- 0     | 0- 0      | HOME           | 0- 1       | 2- 1        | 2- 1          |      |      |       |           |
| 1- 4              | 0- 0     | 0- 0      | AWAY           | 0- 0       | 1- 4        | 1- 3          |      |      |       |           |
| 0- 0              | 0- 0     | 0- 0      | NEUTRAL        | 0- 0       | 0- 0        | 0- 0          |      |      |       |           |

| RPI                          | S | Opponent      | Score | RPI | S  | Opponent                | Score | RPI | S  | Opponent                | Score | RPI | S  | Opponent         | Score |
|------------------------------|---|---------------|-------|-----|----|-------------------------|-------|-----|----|-------------------------|-------|-----|----|------------------|-------|
| 55                           | H | Qui nni pi ac | 76    | 64  | H  | Vi rgi ni a Tech        | 84    | 66  | H  | Al bany (NY)            | 68    | 83  | A  | Navy             | 73    |
| 108                          | A | Jacksonville  | 74    | 114 | H  | George Washi ngton      | 59    | 135 | A  | Cl emson                | 57    | 158 | A  | Robert Morris    | 56    |
| 170                          | H | Lehi gh       | 75    | 182 | A  | Marist                  | 69    | 230 | N  | North Flori da          | 57    | 244 | A  | Manhattan        | 63    |
| 259                          | A | Fairfi eld    | 61    | 260 | H  | Sacred Heart            | 64    | 265 | A  | Fai rlei gh Di cki nson | 78    | 290 | H  | Cani si us       | 60    |
| 338                          | A | Iona          | 56    | 338 | H  | Iona                    | 56    | 343 | A  | Saint Peter's           | 67    | 343 | H  | Saint Peter's    | 44    |
| LAST 12 Di vi si on I GAMES: |   |               |       |     |    |                         |       |     |    |                         |       |     |    |                  |       |
| 244                          | A | Manhattan     | 63    | 343 | H  | Saint Peter's           | 44    | 259 | A  | Fairfi eld              | 61    | 182 | A  | Marist           | 69    |
| 343                          | A | Saint Peter's | 67    | 259 | A  | Fairfi eld              | 61    | 114 | H  | George Washi ngton      | 59    | 64  | H  | Vi rgi ni a Tech | 84    |
| 338                          | H | Iona          | 56    | 182 | A  | Marist                  | 69    | 265 | A  | Fai rlei gh Di cki nson | 78    | 290 | H  | Cani si us       | 60    |
| 290                          | H | Cani si us    | 60    | 114 | H  | George Washi ngton      | 59    | 64  | H  | Vi rgi ni a Tech        | 84    | 55  | H  | Qui nni pi ac    | 76    |
| 55                           | H | Qui nni pi ac | 76    | 265 | A  | Fai rlei gh Di cki nson | 78    | 61  | 61 | 61                      | 61    | 61  | 61 | 61               | 61    |
| 338                          | A | Iona          | 56    | 61  | 61 | 61                      | 61    | 61  | 61 | 61                      | 61    | 61  | 61 | 61               | 61    |

Non-Di v I Games:

Monmouth



|                   |          |           |                |            |             |               |      |      |       |           |
|-------------------|----------|-----------|----------------|------------|-------------|---------------|------|------|-------|-----------|
| Average RPI Win:  | 260      | WON-LOST  | WINNING        | LAST 10    | STRENGTH OF | OPP. STRENGTH | TEAM | ADJ. | CONF. | ADJ CONF. |
| Average RPI Loss: | 116      | RECORD    | PCT. RANK      | GAMES      | SCHEDULE    | OF SCHEDULE   | RPI  | RPI  | RPI   | RPI       |
| DIV. I ONLY       | 10- 10   | 165       | 7- 3           | 275        | 137         | 233           | 233  | 19   | 19    |           |
| DIV. I NON-CONF.  | 3- 7     | 254       | 0- 1           | 151        | 201         | 273           | 273  | 14   | 14    |           |
| -----             |          |           |                |            |             |               |      |      |       |           |
| TOTALS            | RPI 1-25 | RPI 26-50 | W-L RECORDS    | RPI 51-100 | RPI 101-999 | RPI 201+      |      |      |       |           |
| 10- 10            | 0- 1     | 0- 2      | OVERALL        | 0- 3       | 10- 4       | 7- 2          |      |      |       |           |
| 7- 4              | 0- 0     | 0- 1      | HOME           | 0- 2       | 7- 1        | 5- 1          |      |      |       |           |
| 3- 4              | 0- 0     | 0- 1      | AWAY           | 0- 1       | 3- 2        | 2- 0          |      |      |       |           |
| 0- 2              | 0- 1     | 0- 0      | NEUTRAL        | 0- 0       | 0- 1        | 0- 1          |      |      |       |           |
| 3- 7              | 0- 1     | 0- 0      | NON-CONFERENCE | 0- 3       | 3- 3        | 2- 2          |      |      |       |           |
| 3- 3              | 0- 0     | 0- 0      | HOME           | 0- 2       | 3- 1        | 2- 1          |      |      |       |           |
| 0- 2              | 0- 0     | 0- 0      | AWAY           | 0- 1       | 0- 1        | 0- 0          |      |      |       |           |
| 0- 2              | 0- 1     | 0- 0      | NEUTRAL        | 0- 0       | 0- 1        | 0- 1          |      |      |       |           |
| 7- 3              | 0- 0     | 0- 2      | CONFERENCE     | 0- 0       | 7- 1        | 5- 0          |      |      |       |           |
| 4- 1              | 0- 0     | 0- 1      | HOME           | 0- 0       | 4- 0        | 3- 0          |      |      |       |           |
| 3- 2              | 0- 0     | 0- 1      | AWAY           | 0- 0       | 3- 1        | 2- 0          |      |      |       |           |
| 0- 0              | 0- 0     | 0- 0      | NEUTRAL        | 0- 0       | 0- 0        | 0- 0          |      |      |       |           |

| RPI 1-25                  |   |                |       | RPI 26-50 |   |                |       | RPI 51-100 |   |                |       | RPI 101+ Team's RPI: 233 |   |                   |       |
|---------------------------|---|----------------|-------|-----------|---|----------------|-------|------------|---|----------------|-------|--------------------------|---|-------------------|-------|
| RPI                       | S | Opponent       | Score | RPI       | S | Opponent       | Score | RPI        | S | Opponent       | Score | RPI                      | S | Opponent          | Score |
| 21                        | N | Marquette      | 68 87 | 39        | A | Northern Colo. | 50 68 | 51         | H | Gonzaga        | 55 70 | 123                      | H | SFA               | 60 52 |
|                           |   |                |       | 39        | H | Northern Colo. | 58 64 | 65         | A | Wyoming        | 62 67 | 144                      | H | Portland St.      | 69 53 |
|                           |   |                |       |           |   |                |       | 98         | H | Kentucky       | 54 71 | 154                      | A | North Dakota      | 54 43 |
|                           |   |                |       |           |   |                |       |            |   |                |       | 173                      | A | Fresno St.        | 58 61 |
|                           |   |                |       |           |   |                |       |            |   |                |       | 201                      | A | Montana St.       | 64 81 |
|                           |   |                |       |           |   |                |       |            |   |                |       | 216                      | H | Seattle U         | 64 78 |
|                           |   |                |       |           |   |                |       |            |   |                |       | 253                      | N | Indiana St.       | 45 57 |
|                           |   |                |       |           |   |                |       |            |   |                |       | 284                      | H | Sacramento St.    | 68 59 |
|                           |   |                |       |           |   |                |       |            |   |                |       | 298                      | H | Cal St. Fullerton | 68 47 |
|                           |   |                |       |           |   |                |       |            |   |                |       | 303                      | A | Southern Utah     | 74 65 |
|                           |   |                |       |           |   |                |       |            |   |                |       | 303                      | H | Southern Utah     | 81 71 |
|                           |   |                |       |           |   |                |       |            |   |                |       | 328                      | A | Northern Ariz.    | 69 52 |
|                           |   |                |       |           |   |                |       |            |   |                |       | 328                      | H | Northern Ariz.    | 70 62 |
|                           |   |                |       |           |   |                |       |            |   |                |       | 335                      | H | Long Beach St.    | 67 60 |
| -----                     |   |                |       |           |   |                |       |            |   |                |       |                          |   |                   |       |
| LAST 12 Division I GAMES: |   |                |       |           |   |                |       |            |   |                |       |                          |   |                   |       |
| 39                        | H | Northern Colo. | 58 64 | 39        | A | Northern Colo. | 50 68 | 154        | A | North Dakota   | 54 43 | 303                      | H | Southern Utah     | 81 71 |
| 328                       | A | Northern Ariz. | 69 52 |           |   |                |       | 328        | H | Northern Ariz. | 70 62 | 216                      | H | Seattle U         | 64 78 |
| 303                       | A | Southern Utah  | 74 65 |           |   |                |       | 216        | H | Seattle U      | 64 78 | 173                      | A | Fresno St.        | 58 61 |
| 201                       | A | Montana St.    | 64 81 |           |   |                |       |            |   |                |       |                          |   |                   |       |
| 144                       | H | Portland St.   | 69 53 |           |   |                |       |            |   |                |       |                          |   |                   |       |
| 284                       | H | Sacramento St. | 68 59 |           |   |                |       |            |   |                |       |                          |   |                   |       |

Non-Div I Games: Rocky Mountain 54 38

Montana



|                   |          |           |                |            |             |               |      |      |       |           |
|-------------------|----------|-----------|----------------|------------|-------------|---------------|------|------|-------|-----------|
| Average RPI Win:  | 250      | WON-LOST  | WINNING        | LAST 10    | STRENGTH OF | OPP. STRENGTH | TEAM | ADJ. | CONF. | ADJ CONF. |
| Average RPI Loss: | 144      | RECORD    | PCT. RANK      | GAMES      | SCHEDULE    | OF SCHEDULE   | RPI  | RPI  | RPI   | RPI       |
| DIV. I ONLY       | 11- 8    | 129       | 7- 3           | 321        | 142         | 201           | 201  | 19   | 19    |           |
| DIV. I NON-CONF.  | 4- 5     | 202       | 1- 1           | 201        | 236         | 182           | 182  | 14   | 14    |           |
| -----             |          |           |                |            |             |               |      |      |       |           |
| TOTALS            | RPI 1-25 | RPI 26-50 | W-L RECORDS    | RPI 51-100 | RPI 101-999 | RPI 201+      |      |      |       |           |
| 11- 8             | 0- 0     | 0- 2      | OVERALL        | 1- 0       | 10- 6       | 8- 2          |      |      |       |           |
| 7- 1              | 0- 0     | 0- 0      | HOME           | 1- 0       | 6- 1        | 4- 0          |      |      |       |           |
| 3- 6              | 0- 0     | 0- 2      | AWAY           | 0- 0       | 3- 4        | 3- 2          |      |      |       |           |
| 1- 1              | 0- 0     | 0- 0      | NEUTRAL        | 0- 0       | 1- 1        | 1- 0          |      |      |       |           |
| 4- 5              | 0- 0     | 0- 1      | NON-CONFERENCE | 1- 0       | 3- 4        | 2- 2          |      |      |       |           |
| 2- 0              | 0- 0     | 0- 0      | HOME           | 1- 0       | 1- 0        | 0- 0          |      |      |       |           |
| 1- 4              | 0- 0     | 0- 1      | AWAY           | 0- 0       | 1- 3        | 1- 2          |      |      |       |           |
| 1- 1              | 0- 0     | 0- 0      | NEUTRAL        | 0- 0       | 1- 1        | 1- 0          |      |      |       |           |
| 7- 3              | 0- 0     | 0- 1      | CONFERENCE     | 0- 0       | 7- 2        | 6- 0          |      |      |       |           |
| 5- 1              | 0- 0     | 0- 0      | HOME           | 0- 0       | 5- 1        | 4- 0          |      |      |       |           |
| 2- 2              | 0- 0     | 0- 1      | AWAY           | 0- 0       | 2- 1        | 2- 0          |      |      |       |           |
| 0- 0              | 0- 0     | 0- 0      | NEUTRAL        | 0- 0       | 0- 0        | 0- 0          |      |      |       |           |

| RPI S Opponent            | Score | RPI S Opponent       | Score | RPI S Opponent       | Score | RPI S Opponent | Score | Team's RPI: 201 |
|---------------------------|-------|----------------------|-------|----------------------|-------|----------------|-------|-----------------|
| 39 A Northern Colo.       | 69 82 | 65 H Wyoming         | 50 46 | 112 A BYU            | 54 75 |                |       |                 |
| 48 A Southern California  | 47 98 |                      |       | 123 H SFA            | 59 54 |                |       |                 |
|                           |       |                      |       | 144 H Portland St.   | 60 69 |                |       |                 |
|                           |       |                      |       | 154 A North Dakota   | 70 79 |                |       |                 |
|                           |       |                      |       | 154 H North Dakota   | 72 56 |                |       |                 |
|                           |       |                      |       | 171 N Nevada         | 53 67 |                |       |                 |
|                           |       |                      |       | 233 H Montana        | 81 64 |                |       |                 |
|                           |       |                      |       | 235 A Omaha          | 53 64 |                |       |                 |
|                           |       |                      |       | 246 A Hawaii         | 75 81 |                |       |                 |
|                           |       |                      |       | 284 H Sacramento St. | 85 50 |                |       |                 |
|                           |       |                      |       | 289 N Utah St.       | 64 52 |                |       |                 |
|                           |       |                      |       | 303 A Southern Utah  | 63 57 |                |       |                 |
|                           |       |                      |       | 303 H Southern Utah  | 91 71 |                |       |                 |
|                           |       |                      |       | 328 A Northern Ariz. | 78 56 |                |       |                 |
|                           |       |                      |       | 328 H Northern Ariz. | 81 39 |                |       |                 |
|                           |       |                      |       | 335 A Long Beach St. | 62 51 |                |       |                 |
| -----                     |       |                      |       |                      |       |                |       |                 |
| LAST 12 Division I GAMES: |       |                      |       |                      |       |                |       |                 |
| 154 H North Dakota        | 72 56 | 154 A North Dakota   | 70 79 |                      |       |                |       |                 |
| 303 A Southern Utah       | 63 57 | 39 A Northern Colo.  | 69 82 |                      |       |                |       |                 |
| 328 A Northern Ariz.      | 78 56 | 328 H Northern Ariz. | 81 39 |                      |       |                |       |                 |
| 233 H Montana             | 81 64 | 303 H Southern Utah  | 91 71 |                      |       |                |       |                 |
| 284 H Sacramento St.      | 85 50 | 112 A BYU            | 54 75 |                      |       |                |       |                 |
| 144 H Portland St.        | 60 69 | 123 H SFA            | 59 54 |                      |       |                |       |                 |

Non-Div I Games: Mont. St. Billings 67 47 Providence (MT) 66 31

Montana St.



|                   |          |           |                |            |             |               |      |      |       |           |
|-------------------|----------|-----------|----------------|------------|-------------|---------------|------|------|-------|-----------|
| Average RPI Win:  | 283      | WON-LOST  | WINNING        | LAST 10    | STRENGTH OF | OPP. STRENGTH | TEAM | ADJ. | CONF. | ADJ CONF. |
| Average RPI Loss: | 153      | RECORD    | PCT. RANK      | GAMES      | SCHEDULE    | OF SCHEDULE   | RPI  | RPI  | RPI   | RPI       |
| DIV. I ONLY       | 15- 7    | 72        | 7- 3           | 344        | 283         | 220           | 220  | 26   | 26    |           |
| DIV. I NON-CONF.  | 7- 4     | 102       | 0- 1           | 333        | 272         | 218           | 218  | 27   | 27    |           |
| -----             |          |           |                |            |             |               |      |      |       |           |
| TOTALS            | RPI 1-25 | RPI 26-50 | W-L RECORDS    | RPI 51-100 | RPI 101-999 | RPI 201+      |      |      |       |           |
| 15- 7             | 0- 0     | 0- 1      | OVERALL        | 0- 1       | 15- 5       | 13- 2         |      |      |       |           |
| 5- 4              | 0- 0     | 0- 0      | HOME           | 0- 0       | 5- 4        | 4- 2          |      |      |       |           |
| 10- 3             | 0- 0     | 0- 0      | AWAY           | 0- 0       | 10- 0       | 9- 0          |      |      |       |           |
| 0- 0              | 0- 0     | 0- 0      | NEUTRAL        | 0- 0       | 0- 0        | 0- 0          |      |      |       |           |
| 7- 4              | 0- 0     | 0- 1      | NON-CONFERENCE | 0- 1       | 7- 2        | 6- 2          |      |      |       |           |
| 2- 2              | 0- 0     | 0- 0      | HOME           | 0- 0       | 2- 2        | 1- 2          |      |      |       |           |
| 5- 2              | 0- 0     | 0- 1      | AWAY           | 0- 1       | 5- 0        | 5- 0          |      |      |       |           |
| 0- 0              | 0- 0     | 0- 0      | NEUTRAL        | 0- 0       | 0- 0        | 0- 0          |      |      |       |           |
| 8- 3              | 0- 0     | 0- 0      | CONFERENCE     | 0- 0       | 8- 3        | 7- 0          |      |      |       |           |
| 3- 2              | 0- 0     | 0- 0      | HOME           | 0- 0       | 3- 2        | 3- 0          |      |      |       |           |
| 5- 1              | 0- 0     | 0- 0      | AWAY           | 0- 0       | 5- 1        | 4- 0          |      |      |       |           |
| 0- 0              | 0- 0     | 0- 0      | NEUTRAL        | 0- 0       | 0- 0        | 0- 0          |      |      |       |           |

| RPI 1-25                  |   |          |       | RPI 26-50 |   |                  |       | RPI 51-100 |   |                   |       | RPI 101+ |   |                      |       | Team's RPI: 220 |
|---------------------------|---|----------|-------|-----------|---|------------------|-------|------------|---|-------------------|-------|----------|---|----------------------|-------|-----------------|
| RPI                       | S | Opponent | Score | RPI       | S | Opponent         | Score | RPI        | S | Opponent          | Score | RPI      | S | Opponent             | Score |                 |
|                           |   |          |       | 40        | A | West Virginia    | 56 66 | 98         | A | Kentucky          | 53 86 | 136      | H | Southern Ill.        | 85 81 |                 |
|                           |   |          |       |           |   |                  |       |            |   |                   |       | 150      | H | SIUE                 | 51 66 |                 |
|                           |   |          |       |           |   |                  |       |            |   |                   |       | 166      | A | Jacksonville St.     | 64 70 |                 |
|                           |   |          |       |           |   |                  |       |            |   |                   |       | 166      | H | Jacksonville St.     | 65 67 |                 |
|                           |   |          |       |           |   |                  |       |            |   |                   |       | 200      | A | Southeast Mo. St.    | 59 56 |                 |
|                           |   |          |       |           |   |                  |       |            |   |                   |       | 219      | A | UT Martin            | 81 76 |                 |
|                           |   |          |       |           |   |                  |       |            |   |                   |       | 223      | H | Gardner-Webb         | 60 68 |                 |
|                           |   |          |       |           |   |                  |       |            |   |                   |       | 230      | H | North Florida        | 56 61 |                 |
|                           |   |          |       |           |   |                  |       |            |   |                   |       | 247      | A | Austin Peay          | 66 59 |                 |
|                           |   |          |       |           |   |                  |       |            |   |                   |       | 251      | A | Lipscomb             | 75 55 |                 |
|                           |   |          |       |           |   |                  |       |            |   |                   |       | 279      | A | St. Francis Brooklyn | 73 59 |                 |
|                           |   |          |       |           |   |                  |       |            |   |                   |       | 284      | H | Sacramento St.       | 75 71 |                 |
|                           |   |          |       |           |   |                  |       |            |   |                   |       | 290      | A | Canisius             | 76 52 |                 |
|                           |   |          |       |           |   |                  |       |            |   |                   |       | 299      | A | Murray St.           | 82 80 |                 |
|                           |   |          |       |           |   |                  |       |            |   |                   |       | 330      | A | Tennessee Tech       | 74 67 |                 |
|                           |   |          |       |           |   |                  |       |            |   |                   |       | 330      | H | Tennessee Tech       | 53 51 |                 |
|                           |   |          |       |           |   |                  |       |            |   |                   |       | 340      | H | Tennessee St.        | 97 81 |                 |
|                           |   |          |       |           |   |                  |       |            |   |                   |       | 345      | H | Eastern Ill.         | 89 81 |                 |
|                           |   |          |       |           |   |                  |       |            |   |                   |       | 346      | A | Chicago St.          | 79 40 |                 |
|                           |   |          |       |           |   |                  |       |            |   |                   |       | 347      | A | Evansville           | 82 75 |                 |
| -----                     |   |          |       |           |   |                  |       |            |   |                   |       |          |   |                      |       |                 |
| LAST 12 Division I GAMES: |   |          |       |           |   |                  |       |            |   |                   |       |          |   |                      |       |                 |
|                           |   |          |       | 340       | H | Tennessee St.    | 97 81 | 200        | A | Southeast Mo. St. | 59 56 |          |   |                      |       |                 |
|                           |   |          |       | 247       | A | Austin Peay      | 66 59 | 150        | H | SIUE              | 51 66 |          |   |                      |       |                 |
|                           |   |          |       | 299       | A | Murray St.       | 82 80 | 345        | H | Eastern Ill.      | 89 81 |          |   |                      |       |                 |
|                           |   |          |       | 330       | H | Tennessee Tech   | 53 51 | 166        | A | Jacksonville St.  | 64 70 |          |   |                      |       |                 |
|                           |   |          |       | 166       | H | Jacksonville St. | 65 67 | 330        | A | Tennessee Tech    | 74 67 |          |   |                      |       |                 |
|                           |   |          |       | 219       | A | UT Martin        | 81 76 | 40         | A | West Virginia     | 56 66 |          |   |                      |       |                 |

Non-Div I Games: Brescia 120 41 Ky. Christian 115 39

Morehead St.



Average RPI Win: 318

Average RPI Loss: 175

WON-LOST  
RECORDWINNING  
PCT. RANKLAST 10  
GAMESSTRENGTH OF  
SCHEDULEOPP. STRENGTH  
OF SCHEDULETEAM  
RPIADJ.  
RPICONF.  
RPIADJ CONF.  
RPI

|                  |          |           |                |            |             |          |     |    |    |
|------------------|----------|-----------|----------------|------------|-------------|----------|-----|----|----|
| DIV. I ONLY      | 9- 10    | 198       | 5- 5           | 346        | 299         | 285      | 285 | 31 | 31 |
| DIV. I NON-CONF. | 5- 6     | 187       | 1- 3           | 272        | 183         | 205      | 205 | 31 | 31 |
| -----            |          |           |                |            |             |          |     |    |    |
| TOTALS           | RPI 1-25 | RPI 26-50 | W-L RECORDS    | RPI 51-100 | RPI 101-999 | RPI 201+ |     |    |    |
| 9- 10            | 0- 0     | 0- 4      | OVERALL        | 0- 0       | 9- 6        | 9- 5     |     |    |    |
| 7- 1             | 0- 0     | 0- 0      | HOME           | 0- 0       | 7- 1        | 7- 1     |     |    |    |
| 2- 8             | 0- 0     | 0- 0      | AWAY           | 0- 0       | 2- 0        | 2- 0     |     |    |    |
| 0- 1             | 0- 0     | 0- 1      | NEUTRAL        | 0- 0       | 0- 0        | 0- 0     |     |    |    |
| 5- 6             | 0- 0     | 0- 4      | NON-CONFERENCE | 0- 0       | 5- 2        | 5- 1     |     |    |    |
| 3- 0             | 0- 0     | 0- 0      | HOME           | 0- 0       | 3- 0        | 3- 0     |     |    |    |
| 2- 5             | 0- 0     | 0- 3      | AWAY           | 0- 0       | 2- 2        | 2- 1     |     |    |    |
| 0- 1             | 0- 0     | 0- 1      | NEUTRAL        | 0- 0       | 0- 0        | 0- 0     |     |    |    |
| 4- 4             | 0- 0     | 0- 0      | CONFERENCE     | 0- 0       | 4- 4        | 4- 4     |     |    |    |
| 4- 1             | 0- 0     | 0- 0      | HOME           | 0- 0       | 4- 1        | 4- 1     |     |    |    |
| 0- 3             | 0- 0     | 0- 0      | AWAY           | 0- 0       | 0- 3        | 0- 3     |     |    |    |
| 0- 0             | 0- 0     | 0- 0      | NEUTRAL        | 0- 0       | 0- 0        | 0- 0     |     |    |    |

| RPI 1-25                  |   |          |       | RPI 26-50 |   |                    |       | RPI 51-100 |   |          |       | RPI 101+ Team's RPI: 285 |   |                    |       |
|---------------------------|---|----------|-------|-----------|---|--------------------|-------|------------|---|----------|-------|--------------------------|---|--------------------|-------|
| RPI                       | S | Opponent | Score | RPI       | S | Opponent           | Score | RPI        | S | Opponent | Score | RPI                      | S | Opponent           | Score |
|                           |   |          |       | 26        | N | Iowa               | 46 90 |            |   |          |       | 121                      | A | Colorado St.       | 44 60 |
|                           |   |          |       | 35        | A | Syracuse           | 68 95 |            |   |          |       | 212                      | A | N. C. A&T          | 60 67 |
|                           |   |          |       | 40        | A | West Virginia      | 41 84 |            |   |          |       | 261                      | H | Mt. St. Mary's     | 75 67 |
|                           |   |          |       | 41        | A | Dayton             | 52 88 |            |   |          |       | 287                      | H | FIU                | 62 51 |
|                           |   |          |       |           |   |                    |       |            |   |          |       | 302                      | A | Coppin St.         | 53 55 |
|                           |   |          |       |           |   |                    |       |            |   |          |       | 306                      | H | UMES               | 63 50 |
|                           |   |          |       |           |   |                    |       |            |   |          |       | 311                      | A | Central Conn. St.  | 61 41 |
|                           |   |          |       |           |   |                    |       |            |   |          |       | 314                      | H | Delaware St.       | 54 62 |
|                           |   |          |       |           |   |                    |       |            |   |          |       | 325                      | A | Marshall           | 68 73 |
|                           |   |          |       |           |   |                    |       |            |   |          |       | 333                      | A | N. C. Central      | 57 60 |
|                           |   |          |       |           |   |                    |       |            |   |          |       | 334                      | H | South Carolina St. | 65 55 |
|                           |   |          |       |           |   |                    |       |            |   |          |       | 336                      | H | Savannah St.       | 73 67 |
|                           |   |          |       |           |   |                    |       |            |   |          |       | 337                      | H | Florida A&M        | 61 56 |
|                           |   |          |       |           |   |                    |       |            |   |          |       | 344                      | H | NJIT               | 55 43 |
|                           |   |          |       |           |   |                    |       |            |   |          |       | 348                      | A | UMass Lowell       | 65 59 |
| LAST 12 Division I GAMES: |   |          |       |           |   |                    |       |            |   |          |       |                          |   |                    |       |
|                           |   |          |       | 334       | H | South Carolina St. | 65 55 |            |   |          |       | 337                      | H | Florida A&M        | 61 56 |
|                           |   |          |       | 314       | H | Delaware St.       | 54 62 |            |   |          |       | 306                      | H | UMES               | 63 50 |
|                           |   |          |       | 302       | A | Coppin St.         | 53 55 |            |   |          |       | 348                      | A | UMass Lowell       | 65 59 |
|                           |   |          |       | 333       | A | N. C. Central      | 57 60 |            |   |          |       | 121                      | A | Colorado St.       | 44 60 |
|                           |   |          |       | 212       | A | N. C. A&T          | 60 67 |            |   |          |       | 40                       | A | West Virginia      | 41 84 |
|                           |   |          |       | 336       | H | Savannah St.       | 73 67 |            |   |          |       | 325                      | A | Marshall           | 68 73 |

Non-Div I Games: Cheyney 123 53 Lincoln (PA) 60 41

Morgan St.

■ Loss, 
 ■ Non-Conf, S Site, 
 ■ Home 
 ■ Away 
 N Neutral



|                   |          |           |                |            |             |               |      |      |       |           |
|-------------------|----------|-----------|----------------|------------|-------------|---------------|------|------|-------|-----------|
| Average RPI Win:  | 284      | WON-LOST  | WINNING        | LAST 10    | STRENGTH OF | OPP. STRENGTH | TEAM | ADJ. | CONF. | ADJ CONF. |
| Average RPI Loss: | 198      | RECORD    | PCT. RANK      | GAMES      | SCHEDULE    | OF SCHEDULE   | RPI  | RPI  | RPI   | RPI       |
| DIV. I ONLY       | 7- 13    | 258       | 5- 5           | 266        | 302         | 261           | 261  | 29   | 29    |           |
| DIV. I NON-CONF.  | 3- 8     | 268       | 2- 1           | 208        | 252         | 258           | 258  | 29   | 29    |           |
| -----             |          |           |                |            |             |               |      |      |       |           |
| TOTALS            | RPI 1-25 | RPI 26-50 | W-L RECORDS    | RPI 51-100 | RPI 101-999 | RPI 201+      |      |      |       |           |
| 7- 13             | 0- 2     | 0- 0      | OVERALL        | 0- 0       | 7- 11       | 7- 7          |      |      |       |           |
| 4- 3              | 0- 0     | 0- 0      | HOME           | 0- 0       | 4- 3        | 4- 2          |      |      |       |           |
| 3- 10             | 0- 0     | 0- 0      | AWAY           | 0- 0       | 3- 0        | 3- 0          |      |      |       |           |
| 0- 0              | 0- 0     | 0- 0      | NEUTRAL        | 0- 0       | 0- 0        | 0- 0          |      |      |       |           |
| 3- 8              | 0- 2     | 0- 0      | NON-CONFERENCE | 0- 0       | 3- 6        | 3- 4          |      |      |       |           |
| 2- 1              | 0- 0     | 0- 0      | HOME           | 0- 0       | 2- 1        | 2- 1          |      |      |       |           |
| 1- 7              | 0- 2     | 0- 0      | AWAY           | 0- 0       | 1- 5        | 1- 3          |      |      |       |           |
| 0- 0              | 0- 0     | 0- 0      | NEUTRAL        | 0- 0       | 0- 0        | 0- 0          |      |      |       |           |
| 4- 5              | 0- 0     | 0- 0      | CONFERENCE     | 0- 0       | 4- 5        | 4- 3          |      |      |       |           |
| 2- 2              | 0- 0     | 0- 0      | HOME           | 0- 0       | 2- 2        | 2- 1          |      |      |       |           |
| 2- 3              | 0- 0     | 0- 0      | AWAY           | 0- 0       | 2- 3        | 2- 2          |      |      |       |           |
| 0- 0              | 0- 0     | 0- 0      | NEUTRAL        | 0- 0       | 0- 0        | 0- 0          |      |      |       |           |

| RPI 1-25                  |   |                      |        | RPI 26-50 |   |                   |       | RPI 51-100 |   |          |       | RPI 101+ Team's RPI: 261 |   |                      |       |
|---------------------------|---|----------------------|--------|-----------|---|-------------------|-------|------------|---|----------|-------|--------------------------|---|----------------------|-------|
| RPI                       | S | Opponent             | Score  | RPI       | S | Opponent          | Score | RPI        | S | Opponent | Score | RPI                      | S | Opponent             | Score |
| 2                         | A | Notre Dame           | 65 121 |           |   |                   |       |            |   |          |       | 145                      | A | Saint Francis (PA)   | 88 92 |
| 20                        | A | Maryland             | 57 97  |           |   |                   |       |            |   |          |       | 158                      | H | Robert Morris        | 68 77 |
|                           |   |                      |        |           |   |                   |       |            |   |          |       | 170                      | A | Lehigh               | 71 75 |
|                           |   |                      |        |           |   |                   |       |            |   |          |       | 197                      | A | Xavier               | 45 66 |
|                           |   |                      |        |           |   |                   |       |            |   |          |       | 223                      | H | Gardner-Webb         | 67 75 |
|                           |   |                      |        |           |   |                   |       |            |   |          |       | 240                      | H | Loyola Maryland      | 71 63 |
|                           |   |                      |        |           |   |                   |       |            |   |          |       | 259                      | A | Fairfield            | 65 76 |
|                           |   |                      |        |           |   |                   |       |            |   |          |       | 260                      | H | Sacred Heart         | 52 82 |
|                           |   |                      |        |           |   |                   |       |            |   |          |       | 264                      | H | Rider                | 82 78 |
|                           |   |                      |        |           |   |                   |       |            |   |          |       | 265                      | H | Fairleigh Dickinson  | 55 52 |
|                           |   |                      |        |           |   |                   |       |            |   |          |       | 272                      | A | LIU Brooklyn         | 48 53 |
|                           |   |                      |        |           |   |                   |       |            |   |          |       | 274                      | A | Bryant               | 68 63 |
|                           |   |                      |        |           |   |                   |       |            |   |          |       | 279                      | A | St. Francis Brooklyn | 73 82 |
|                           |   |                      |        |           |   |                   |       |            |   |          |       | 285                      | A | Morgan St.           | 67 75 |
|                           |   |                      |        |           |   |                   |       |            |   |          |       | 302                      | A | Coppin St.           | 54 68 |
|                           |   |                      |        |           |   |                   |       |            |   |          |       | 306                      | A | UMES                 | 66 63 |
|                           |   |                      |        |           |   |                   |       |            |   |          |       | 311                      | A | Central Conn. St.    | 68 56 |
|                           |   |                      |        |           |   |                   |       |            |   |          |       | 326                      | H | Wagner               | 79 56 |
| -----                     |   |                      |        |           |   |                   |       |            |   |          |       |                          |   |                      |       |
| LAST 12 Division I GAMES: |   |                      |        |           |   |                   |       |            |   |          |       |                          |   |                      |       |
| 326                       | H | Wagner               | 79 56  | 260       | H | Sacred Heart      | 52 82 |            |   |          |       |                          |   |                      |       |
| 158                       | H | Robert Morris        | 68 77  | 274       | A | Bryant            | 68 63 |            |   |          |       |                          |   |                      |       |
| 145                       | A | Saint Francis (PA)   | 88 92  | 311       | A | Central Conn. St. | 68 56 |            |   |          |       |                          |   |                      |       |
| 272                       | A | LIU Brooklyn         | 48 53  | 306       | A | UMES              | 66 63 |            |   |          |       |                          |   |                      |       |
| 279                       | A | St. Francis Brooklyn | 73 82  | 223       | H | Gardner-Webb      | 67 75 |            |   |          |       |                          |   |                      |       |
| 265                       | H | Fairleigh Dickinson  | 55 52  | 264       | H | Rider             | 82 78 |            |   |          |       |                          |   |                      |       |

Non-Div I Games:

Mt. St. Mary's



|                   |          |           |                |            |             |               |      |      |       |           |
|-------------------|----------|-----------|----------------|------------|-------------|---------------|------|------|-------|-----------|
| Average RPI Win:  | 304      | WON-LOST  | WINNING        | LAST 10    | STRENGTH OF | OPP. STRENGTH | TEAM | ADJ. | CONF. | ADJ CONF. |
| Average RPI Loss: | 175      | RECORD    | PCT. RANK      | GAMES      | SCHEDULE    | OF SCHEDULE   | RPI  | RPI  | RPI   | RPI       |
| DIV. I ONLY       | 7- 14    | 266       | 3- 7           | 320        | 255         | 299           | 299  | 26   | 26    |           |
| DIV. I NON-CONF.  | 3- 7     | 254       | 0- 1           | 320        | 213         | 303           | 303  | 27   | 27    |           |
| -----             |          |           |                |            |             |               |      |      |       |           |
| TOTALS            | RPI 1-25 | RPI 26-50 | W-L RECORDS    | RPI 51-100 | RPI 101-999 | RPI 201+      |      |      |       |           |
| 7- 14             | 0- 1     | 0- 0      | OVERALL        | 0- 3       | 7- 10       | 7- 5          |      |      |       |           |
| 4- 6              | 0- 0     | 0- 0      | HOME           | 0- 1       | 4- 5        | 4- 2          |      |      |       |           |
| 3- 8              | 0- 1     | 0- 0      | AWAY           | 0- 2       | 3- 5        | 3- 3          |      |      |       |           |
| 0- 0              | 0- 0     | 0- 0      | NEUTRAL        | 0- 0       | 0- 0        | 0- 0          |      |      |       |           |
| 3- 7              | 0- 1     | 0- 0      | NON-CONFERENCE | 0- 2       | 3- 4        | 3- 3          |      |      |       |           |
| 2- 2              | 0- 0     | 0- 0      | HOME           | 0- 1       | 2- 1        | 2- 0          |      |      |       |           |
| 1- 5              | 0- 1     | 0- 0      | AWAY           | 0- 1       | 1- 3        | 1- 3          |      |      |       |           |
| 0- 0              | 0- 0     | 0- 0      | NEUTRAL        | 0- 0       | 0- 0        | 0- 0          |      |      |       |           |
| 4- 7              | 0- 0     | 0- 0      | CONFERENCE     | 0- 1       | 4- 6        | 4- 2          |      |      |       |           |
| 2- 4              | 0- 0     | 0- 0      | HOME           | 0- 0       | 2- 4        | 2- 2          |      |      |       |           |
| 2- 3              | 0- 0     | 0- 0      | AWAY           | 0- 1       | 2- 2        | 2- 0          |      |      |       |           |
| 0- 0              | 0- 0     | 0- 0      | NEUTRAL        | 0- 0       | 0- 0        | 0- 0          |      |      |       |           |

| RPI 1-25                  |   |                   |        | RPI 26-50 |   |                   |       | RPI 51-100 |   |          |       | RPI 101+ Team's RPI: 299 |   |                   |       |
|---------------------------|---|-------------------|--------|-----------|---|-------------------|-------|------------|---|----------|-------|--------------------------|---|-------------------|-------|
| RPI                       | S | Opponent          | Score  | RPI       | S | Opponent          | Score | RPI        | S | Opponent | Score | RPI                      | S | Opponent          | Score |
| 4                         | A | Louisville        | 51 115 |           |   |                   |       | 76         | A | Belmont  | 65 70 | 143                      | H | ETSU              | 68 96 |
|                           |   |                   |        |           |   |                   |       | 85         | A | Alabama  | 47 68 | 150                      | H | SIUE              | 70 75 |
|                           |   |                   |        |           |   |                   |       | 88         | H | Butler   | 59 88 | 166                      | A | Jacksonville St.  | 65 97 |
|                           |   |                   |        |           |   |                   |       |            |   |          |       | 200                      | A | Southeast Mo. St. | 70 80 |
|                           |   |                   |        |           |   |                   |       |            |   |          |       | 200                      | H | Southeast Mo. St. | 74 85 |
|                           |   |                   |        |           |   |                   |       |            |   |          |       | 219                      | H | UT Martin         | 80 97 |
|                           |   |                   |        |           |   |                   |       |            |   |          |       | 220                      | H | Morehead St.      | 80 82 |
|                           |   |                   |        |           |   |                   |       |            |   |          |       | 225                      | A | UNCG              | 63 52 |
|                           |   |                   |        |           |   |                   |       |            |   |          |       | 251                      | A | Lipscomb          | 64 65 |
|                           |   |                   |        |           |   |                   |       |            |   |          |       | 257                      | H | Northern Ky.      | 98 87 |
|                           |   |                   |        |           |   |                   |       |            |   |          |       | 291                      | H | Eastern Ky.       | 75 68 |
|                           |   |                   |        |           |   |                   |       |            |   |          |       | 296                      | A | Alabama A&M       | 54 71 |
|                           |   |                   |        |           |   |                   |       |            |   |          |       | 330                      | A | Tennessee Tech    | 72 63 |
|                           |   |                   |        |           |   |                   |       |            |   |          |       | 339                      | H | Mississippi Val.  | 64 63 |
|                           |   |                   |        |           |   |                   |       |            |   |          |       | 340                      | A | Tennessee St.     | 85 73 |
|                           |   |                   |        |           |   |                   |       |            |   |          |       | 345                      | H | Eastern Ill.      | 72 61 |
|                           |   |                   |        |           |   |                   |       |            |   |          |       | 347                      | A | Evansville        | 81 89 |
| -----                     |   |                   |        |           |   |                   |       |            |   |          |       |                          |   |                   |       |
| LAST 12 Division I GAMES: |   |                   |        |           |   |                   |       |            |   |          |       |                          |   |                   |       |
| 200                       | A | Southeast Mo. St. | 70 80  | 166       | A | Jacksonville St.  | 65 97 |            |   |          |       |                          |   |                   |       |
| 291                       | H | Eastern Ky.       | 75 68  | 219       | H | UT Martin         | 80 97 |            |   |          |       |                          |   |                   |       |
| 220                       | H | Morehead St.      | 80 82  | 200       | H | Southeast Mo. St. | 74 85 |            |   |          |       |                          |   |                   |       |
| 340                       | A | Tennessee St.     | 85 73  | 150       | H | SIUE              | 70 75 |            |   |          |       |                          |   |                   |       |
| 76                        | A | Belmont           | 65 70  | 345       | H | Eastern Ill.      | 72 61 |            |   |          |       |                          |   |                   |       |
| 330                       | A | Tennessee Tech    | 72 63  | 85        | A | Alabama           | 47 68 |            |   |          |       |                          |   |                   |       |

Non-Div I Games: Bethel (TN) 81 76

Murray St.



|                   |          |           |                |            |             |               |      |      |       |           |
|-------------------|----------|-----------|----------------|------------|-------------|---------------|------|------|-------|-----------|
| Average RPI Win:  | 291      | WON-LOST  | WINNING        | LAST 10    | STRENGTH OF | OPP. STRENGTH | TEAM | ADJ. | CONF. | ADJ CONF. |
| Average RPI Loss: | 88       | RECORD    | PCT. RANK      | GAMES      | SCHEDULE    | OF SCHEDULE   | RPI  | RPI  | RPI   | RPI       |
| DIV. I ONLY       | 10- 7    | 127       | 8- 1           | 299        | 192         | 212           | 212  | 31   | 31    |           |
| DIV. I NON-CONF.  | 3- 7     | 254       | 1- 2           | 215        | 59          | 278           | 278  | 31   | 31    |           |
| -----             |          |           |                |            |             |               |      |      |       |           |
| TOTALS            | RPI 1-25 | RPI 26-50 | W-L RECORDS    | RPI 51-100 | RPI 101-999 | RPI 201+      |      |      |       |           |
| 10- 7             | 0- 1     | 0- 0      | OVERALL        | 0- 4       | 10- 2       | 10- 1         |      |      |       |           |
| 7- 2              | 0- 1     | 0- 0      | HOME           | 0- 1       | 7- 0        | 7- 0          |      |      |       |           |
| 3- 3              | 0- 0     | 0- 0      | AWAY           | 0- 1       | 3- 2        | 3- 1          |      |      |       |           |
| 0- 2              | 0- 0     | 0- 0      | NEUTRAL        | 0- 2       | 0- 0        | 0- 0          |      |      |       |           |
| 3- 7              | 0- 1     | 0- 0      | NON-CONFERENCE | 0- 4       | 3- 2        | 3- 1          |      |      |       |           |
| 3- 2              | 0- 1     | 0- 0      | HOME           | 0- 1       | 3- 0        | 3- 0          |      |      |       |           |
| 0- 3              | 0- 0     | 0- 0      | AWAY           | 0- 1       | 0- 2        | 0- 1          |      |      |       |           |
| 0- 2              | 0- 0     | 0- 0      | NEUTRAL        | 0- 2       | 0- 0        | 0- 0          |      |      |       |           |
| 7- 0              | 0- 0     | 0- 0      | CONFERENCE     | 0- 0       | 7- 0        | 7- 0          |      |      |       |           |
| 4- 0              | 0- 0     | 0- 0      | HOME           | 0- 0       | 4- 0        | 4- 0          |      |      |       |           |
| 3- 0              | 0- 0     | 0- 0      | AWAY           | 0- 0       | 3- 0        | 3- 0          |      |      |       |           |
| 0- 0              | 0- 0     | 0- 0      | NEUTRAL        | 0- 0       | 0- 0        | 0- 0          |      |      |       |           |

| RPI 1-25                  |   |               |       | RPI 26-50 |   |               |       | RPI 51-100 |   |          |       | RPI 101+ |   |                 |       | Team's RPI: 212 |
|---------------------------|---|---------------|-------|-----------|---|---------------|-------|------------|---|----------|-------|----------|---|-----------------|-------|-----------------|
| RPI                       | S | Opponent      | Score | RPI       | S | Opponent      | Score | RPI        | S | Opponent | Score | RPI      | S | Opponent        | Score |                 |
| 17                        | H | Georgia       | 63 73 |           |   |               |       | 53         | N | Duquesne | 60 73 | 105      | A | Auburn          | 53 63 |                 |
|                           |   |               |       |           |   |               |       | 70         | N | Harvard  | 60 64 | 206      | H | Norfolk St.     | 53 51 |                 |
|                           |   |               |       |           |   |               |       | 73         | H | Elon     | 59 90 | 219      | A | UT Martin       | 63 76 |                 |
|                           |   |               |       |           |   |               |       | 81         | A | Ohio     | 65 72 | 249      | A | Howard          | 76 68 |                 |
|                           |   |               |       |           |   |               |       |            |   |          |       | 271      | H | Appalachian St. | 81 56 |                 |
|                           |   |               |       |           |   |               |       |            |   |          |       | 285      | H | Morgan St.      | 67 60 |                 |
|                           |   |               |       |           |   |               |       |            |   |          |       | 302      | H | Coppin St.      | 64 63 |                 |
|                           |   |               |       |           |   |               |       |            |   |          |       | 306      | A | UMES            | 57 45 |                 |
|                           |   |               |       |           |   |               |       |            |   |          |       | 314      | A | Delaware St.    | 66 48 |                 |
|                           |   |               |       |           |   |               |       |            |   |          |       | 321      | H | Ga. Southern    | 60 49 |                 |
|                           |   |               |       |           |   |               |       |            |   |          |       | 323      | H | Western Caro.   | 68 59 |                 |
|                           |   |               |       |           |   |               |       |            |   |          |       | 333      | H | N. C. Central   | 67 54 |                 |
| LAST 12 Division I GAMES: |   |               |       |           |   |               |       |            |   |          |       |          |   |                 |       |                 |
| 206                       | H | Norfolk St.   | 53 51 | 314       | A | Delaware St.  | 66 48 |            |   |          |       |          |   |                 |       |                 |
| 333                       | H | N. C. Central | 67 54 | 81        | A | Ohio          | 65 72 |            |   |          |       |          |   |                 |       |                 |
| 249                       | A | Howard        | 76 68 | 323       | H | Western Caro. | 68 59 |            |   |          |       |          |   |                 |       |                 |
| 306                       | A | UMES          | 57 45 | 17        | H | Georgia       | 63 73 |            |   |          |       |          |   |                 |       |                 |
| 302                       | H | Coppin St.    | 64 63 | 219       | A | UT Martin     | 63 76 |            |   |          |       |          |   |                 |       |                 |
| 285                       | H | Morgan St.    | 67 60 | 70        | N | Harvard       | 60 64 |            |   |          |       |          |   |                 |       |                 |

Non-Div I Games: Saint Augustine's 94 42 St. Andrews 90 40

N. C. A&amp;T



|                   |          |           |                |            |             |               |      |      |       |           |
|-------------------|----------|-----------|----------------|------------|-------------|---------------|------|------|-------|-----------|
| Average RPI Win:  | 313      | WON-LOST  | WINNING        | LAST 10    | STRENGTH OF | OPP. STRENGTH | TEAM | ADJ. | CONF. | ADJ CONF. |
| Average RPI Loss: | 214      | RECORD    | PCT. RANK      | GAMES      | SCHEDULE    | OF SCHEDULE   | RPI  | RPI  | RPI   | RPI       |
| DIV. I ONLY       | 4- 15    | 304       | 3- 7           | 325        | 305         | 333           | 333  | 31   | 31    |           |
| DIV. I NON-CONF.  | 1- 11    | 331       | 0- 5           | 306        | 289         | 345           | 345  | 31   | 31    |           |
| -----             |          |           |                |            |             |               |      |      |       |           |
| TOTALS            | RPI 1-25 | RPI 26-50 | W-L RECORDS    | RPI 51-100 | RPI 101-999 | RPI 201+      |      |      |       |           |
| 4- 15             | 0- 0     | 0- 1      | OVERALL        | 0- 1       | 4- 13       | 4- 11         |      |      |       |           |
| 3- 3              | 0- 0     | 0- 1      | HOME           | 0- 0       | 3- 2        | 3- 2          |      |      |       |           |
| 1- 12             | 0- 0     | 0- 0      | AWAY           | 0- 1       | 1- 11       | 1- 9          |      |      |       |           |
| 0- 0              | 0- 0     | 0- 0      | NEUTRAL        | 0- 0       | 0- 0        | 0- 0          |      |      |       |           |
| 1- 11             | 0- 0     | 0- 1      | NON-CONFERENCE | 0- 1       | 1- 9        | 1- 7          |      |      |       |           |
| 1- 2              | 0- 0     | 0- 1      | HOME           | 0- 0       | 1- 1        | 1- 1          |      |      |       |           |
| 0- 9              | 0- 0     | 0- 0      | AWAY           | 0- 1       | 0- 8        | 0- 6          |      |      |       |           |
| 0- 0              | 0- 0     | 0- 0      | NEUTRAL        | 0- 0       | 0- 0        | 0- 0          |      |      |       |           |
| 3- 4              | 0- 0     | 0- 0      | CONFERENCE     | 0- 0       | 3- 4        | 3- 4          |      |      |       |           |
| 2- 1              | 0- 0     | 0- 0      | HOME           | 0- 0       | 2- 1        | 2- 1          |      |      |       |           |
| 1- 3              | 0- 0     | 0- 0      | AWAY           | 0- 0       | 1- 3        | 1- 3          |      |      |       |           |
| 0- 0              | 0- 0     | 0- 0      | NEUTRAL        | 0- 0       | 0- 0        | 0- 0          |      |      |       |           |

| RPI 1-25                  |   |              |       | RPI 26-50 |   |               |       | RPI 51-100 |   |          |       | RPI 101+ Team's RPI: 333 |   |               |       |
|---------------------------|---|--------------|-------|-----------|---|---------------|-------|------------|---|----------|-------|--------------------------|---|---------------|-------|
| RPI                       | S | Opponent     | Score | RPI       | S | Opponent      | Score | RPI        | S | Opponent | Score | RPI                      | S | Opponent      | Score |
|                           |   |              |       | 38        | H | Oregon St.    | 44 97 | 73         | A | El on    | 50 78 | 121                      | A | Colorado St.  | 48 85 |
|                           |   |              |       |           |   |               |       |            |   |          |       | 129                      | A | Iowa St.      | 58 99 |
|                           |   |              |       |           |   |               |       |            |   |          |       | 206                      | H | Norfol k St.  | 60 75 |
|                           |   |              |       |           |   |               |       |            |   |          |       | 212                      | A | N. C. A&T     | 54 67 |
|                           |   |              |       |           |   |               |       |            |   |          |       | 222                      | A | East Carolina | 61 73 |
|                           |   |              |       |           |   |               |       |            |   |          |       | 249                      | A | Howard        | 54 69 |
|                           |   |              |       |           |   |               |       |            |   |          |       | 256                      | A | Presbyteri an | 60 69 |
|                           |   |              |       |           |   |               |       |            |   |          |       | 258                      | H | Campbel l     | 51 58 |
|                           |   |              |       |           |   |               |       |            |   |          |       | 273                      | A | Coastal Caro. | 65 68 |
|                           |   |              |       |           |   |               |       |            |   |          |       | 278                      | A | UNCW          | 63 89 |
|                           |   |              |       |           |   |               |       |            |   |          |       | 283                      | A | Wofford       | 56 77 |
|                           |   |              |       |           |   |               |       |            |   |          |       | 285                      | H | Morgan St.    | 60 57 |
|                           |   |              |       |           |   |               |       |            |   |          |       | 302                      | H | Coppin St.    | 60 52 |
|                           |   |              |       |           |   |               |       |            |   |          |       | 306                      | A | UMES          | 73 84 |
|                           |   |              |       |           |   |               |       |            |   |          |       | 313                      | A | USC Upstate   | 61 66 |
|                           |   |              |       |           |   |               |       |            |   |          |       | 314                      | A | Del aware St. | 74 67 |
|                           |   |              |       |           |   |               |       |            |   |          |       | 349                      | H | Longwood      | 87 75 |
| LAST 12 Division I GAMES: |   |              |       |           |   |               |       |            |   |          |       |                          |   |               |       |
| 212                       | A | N. C. A&T    | 54 67 | 314       | A | Del aware St. | 74 67 |            |   |          |       |                          |   |               |       |
| 306                       | A | UMES         | 73 84 | 313       | A | USC Upstate   | 61 66 |            |   |          |       |                          |   |               |       |
| 249                       | A | Howard       | 54 69 | 258       | H | Campbel l     | 51 58 |            |   |          |       |                          |   |               |       |
| 285                       | H | Morgan St.   | 60 57 | 73        | A | El on         | 50 78 |            |   |          |       |                          |   |               |       |
| 302                       | H | Coppin St.   | 60 52 | 256       | A | Presbyteri an | 60 69 |            |   |          |       |                          |   |               |       |
| 206                       | H | Norfol k St. | 60 75 | 222       | A | East Carolina | 61 73 |            |   |          |       |                          |   |               |       |

Non-Div I Games: Johnson &amp; Wales (NC) 8 51

N. C. Central



N  
C  
S  
t  
a  
t  
e

| NC State                  |          |                |           | Through Games Of Feb. 1, 2018 |                |                  |               |             |      |                |           |          |   |               |       |
|---------------------------|----------|----------------|-----------|-------------------------------|----------------|------------------|---------------|-------------|------|----------------|-----------|----------|---|---------------|-------|
| Average RPI               | Win:     | 113            | WON-LOST  | WINNING                       | LAST 10        | STRENGTH OF      | OPP. STRENGTH | TEAM        | ADJ. | CONF.          | ADJ CONF. |          |   |               |       |
| Average RPI               | Loss:    | 22             | RECORD    | PCT. RANK                     | GAMES          | SCHEDULE         | OF SCHEDULE   | RPI         | RPI  | RPI            | RPI       |          |   |               |       |
| DIV. I ONLY               | 18- 5    | 34             | 7- 3      | 18                            | 22             | 13               | 13            | 1           | 1    |                |           |          |   |               |       |
| DIV. I NON-CONF.          | 11- 2    | 22             | 2- 0      | 74                            | 54             | 24               | 24            | 1           | 1    |                |           |          |   |               |       |
| -----                     |          |                |           |                               |                |                  |               |             |      |                |           |          |   |               |       |
| TOTALS                    | RPI 1-25 |                | RPI 26-50 |                               | W-L RECORDS    | RPI 51-100       |               | RPI 101-999 |      | RPI 201+       |           |          |   |               |       |
| 18- 5                     | 1- 3     |                | 1- 2      |                               | OVERALL        | 7- 0             |               | 9- 0        |      | 2- 0           |           |          |   |               |       |
| 11- 2                     | 1- 1     |                | 1- 1      |                               | HOME           | 4- 0             |               | 5- 0        |      | 1- 0           |           |          |   |               |       |
| 6- 2                      | 0- 2     |                | 0- 0      |                               | AWAY           | 2- 0             |               | 4- 0        |      | 1- 0           |           |          |   |               |       |
| 1- 1                      | 0- 0     |                | 0- 1      |                               | NEUTRAL        | 1- 0             |               | 0- 0        |      | 0- 0           |           |          |   |               |       |
| 11- 2                     | 0- 1     |                | 0- 1      |                               | NON-CONFERENCE | 4- 0             |               | 7- 0        |      | 2- 0           |           |          |   |               |       |
| 8- 0                      | 0- 0     |                | 0- 0      |                               | HOME           | 3- 0             |               | 5- 0        |      | 1- 0           |           |          |   |               |       |
| 2- 1                      | 0- 1     |                | 0- 0      |                               | AWAY           | 0- 0             |               | 2- 0        |      | 1- 0           |           |          |   |               |       |
| 1- 1                      | 0- 0     |                | 0- 1      |                               | NEUTRAL        | 1- 0             |               | 0- 0        |      | 0- 0           |           |          |   |               |       |
| 7- 3                      | 1- 2     |                | 1- 1      |                               | CONFERENCE     | 3- 0             |               | 2- 0        |      | 0- 0           |           |          |   |               |       |
| 3- 2                      | 1- 1     |                | 1- 1      |                               | HOME           | 1- 0             |               | 0- 0        |      | 0- 0           |           |          |   |               |       |
| 4- 1                      | 0- 1     |                | 0- 0      |                               | AWAY           | 2- 0             |               | 2- 0        |      | 0- 0           |           |          |   |               |       |
| 0- 0                      | 0- 0     |                | 0- 0      |                               | NEUTRAL        | 0- 0             |               | 0- 0        |      | 0- 0           |           |          |   |               |       |
| -----                     |          |                |           |                               |                |                  |               |             |      |                |           |          |   |               |       |
| RPI 1-25 Team's RPI: 13   |          |                |           | RPI 26-50                     |                |                  |               | RPI 51-100  |      |                |           | RPI 101+ |   |               |       |
| RPI                       | S        | Opponent       | Score     | RPI                           | S              | Opponent         | Score         | RPI         | S    | Opponent       | Score     | RPI      | S | Opponent      | Score |
| 4                         | H        | Louisville     | 47 55     | 31                            | H              | Virginia         | 63 73         | 64          | A    | Virginia Tech  | 68 51     | 102      | A | Wake Forest   | 82 68 |
| 7                         | H        | Florida St.    | 65 56     | 35                            | H              | Syracuse         | 60 56         | 73          | H    | Elon           | 70 57     | 108      | H | Jacksonville  | 64 44 |
| 14                        | A        | Duke           | 56 69     | 44                            | N              | South Dakota St. | 67 75         | 74          | H    | Georgia Tech   | 56 43     | 118      | A | Vanderbilt    | 83 72 |
| 18                        | A        | Rutgers        | 53 57     |                               |                |                  |               | 82          | A    | North Carolina | 66 53     | 124      | H | Georgetown    | 63 49 |
|                           |          |                |           |                               |                |                  |               | 85          | N    | Alabama        | 68 49     | 135      | A | Clemson       | 62 41 |
|                           |          |                |           |                               |                |                  |               | 89          | H    | South Ala.     | 71 50     | 143      | H | ETSU          | 70 58 |
|                           |          |                |           |                               |                |                  |               | 92          | H    | Tulane         | 79 55     | 151      | H | Davidson      | 73 49 |
|                           |          |                |           |                               |                |                  |               |             |      |                |           | 242      | H | UNC Asheville | 87 55 |
|                           |          |                |           |                               |                |                  |               |             |      |                |           | 318      | A | Old Dominion  | 73 56 |
| -----                     |          |                |           |                               |                |                  |               |             |      |                |           |          |   |               |       |
| LAST 12 Division I GAMES: |          |                |           |                               |                |                  |               |             |      |                |           |          |   |               |       |
| 7                         | H        | Florida St.    | 65 56     | 14                            | A              | Duke             | 56 69         |             |      |                |           |          |   |               |       |
| 135                       | A        | Clemson        | 62 41     | 31                            | H              | Virginia         | 63 73         |             |      |                |           |          |   |               |       |
| 102                       | A        | Wake Forest    | 82 68     | 4                             | H              | Louisville       | 47 55         |             |      |                |           |          |   |               |       |
| 82                        | A        | North Carolina | 66 53     | 64                            | A              | Virginia Tech    | 68 51         |             |      |                |           |          |   |               |       |
| 35                        | H        | Syracuse       | 60 56     | 118                           | A              | Vanderbilt       | 83 72         |             |      |                |           |          |   |               |       |
| 74                        | H        | Georgia Tech   | 56 43     | 73                            | H              | Elon             | 70 57         |             |      |                |           |          |   |               |       |

N  
C  
S  
t  
a  
t  
e

Non-Div I Games:

NC State



|                       |                 |                   |                |                      |                           |          |          |           |               |
|-----------------------|-----------------|-------------------|----------------|----------------------|---------------------------|----------|----------|-----------|---------------|
| Average RPI Win: 283  | WON-LOST RECORD | WINNING PCT. RANK | LAST 10 GAMES  | STRENGTH OF SCHEDULE | OPP. STRENGTH OF SCHEDULE | TEAM RPI | ADJ. RPI | CONF. RPI | ADJ CONF. RPI |
| Average RPI Loss: 206 |                 |                   |                |                      |                           |          |          |           |               |
| DIV. I ONLY           | 2- 19           | 336               | 2- 8           | 274                  | 332                       | 344      | 344      | 22        | 22            |
| DIV. I NON-CONF.      | 1- 13           | 336               | 1- 3           | 280                  | 343                       | 346      | 346      | 21        | 21            |
| -----                 |                 |                   |                |                      |                           |          |          |           |               |
| TOTALS                | RPI 1-25        | RPI 26-50         | W-L RECORDS    | RPI 51-100           | RPI 101-999               | RPI 201+ |          |           |               |
| 2- 19                 | 0- 0            | 0- 2              | OVERALL        | 0- 0                 | 2- 17                     | 2- 10    |          |           |               |
| 2- 9                  | 0- 0            | 0- 0              | HOME           | 0- 0                 | 2- 9                      | 2- 7     |          |           |               |
| 0- 10                 | 0- 0            | 0- 2              | AWAY           | 0- 0                 | 0- 8                      | 0- 3     |          |           |               |
| 0- 0                  | 0- 0            | 0- 0              | NEUTRAL        | 0- 0                 | 0- 0                      | 0- 0     |          |           |               |
| 1- 13                 | 0- 0            | 0- 1              | NON-CONFERENCE | 0- 0                 | 1- 12                     | 1- 7     |          |           |               |
| 1- 6                  | 0- 0            | 0- 0              | HOME           | 0- 0                 | 1- 6                      | 1- 5     |          |           |               |
| 0- 7                  | 0- 0            | 0- 1              | AWAY           | 0- 0                 | 0- 6                      | 0- 2     |          |           |               |
| 0- 0                  | 0- 0            | 0- 0              | NEUTRAL        | 0- 0                 | 0- 0                      | 0- 0     |          |           |               |
| 1- 6                  | 0- 0            | 0- 1              | CONFERENCE     | 0- 0                 | 1- 5                      | 1- 3     |          |           |               |
| 1- 3                  | 0- 0            | 0- 0              | HOME           | 0- 0                 | 1- 3                      | 1- 2     |          |           |               |
| 0- 3                  | 0- 0            | 0- 1              | AWAY           | 0- 0                 | 0- 2                      | 0- 1     |          |           |               |
| 0- 0                  | 0- 0            | 0- 0              | NEUTRAL        | 0- 0                 | 0- 0                      | 0- 0     |          |           |               |

| RPI                       | S | Opponent      | Score | RPI | S | Opponent         | Score | RPI | S | Opponent | Score | RPI | S | Opponent            | Score  |
|---------------------------|---|---------------|-------|-----|---|------------------|-------|-----|---|----------|-------|-----|---|---------------------|--------|
| 42                        | A | FGCU          | 66 90 | 44  | A | South Dakota St. | 48 92 |     |   |          |       | 106 | A | Dartmouth           | 50 81  |
|                           |   |               |       |     |   |                  |       |     |   |          |       | 108 | H | Jacksonville        | 58 88  |
|                           |   |               |       |     |   |                  |       |     |   |          |       | 113 | H | Penn                | 38 77  |
|                           |   |               |       |     |   |                  |       |     |   |          |       | 157 | A | Binghamton          | 36 67  |
|                           |   |               |       |     |   |                  |       |     |   |          |       | 169 | A | Stetson             | 55 73  |
|                           |   |               |       |     |   |                  |       |     |   |          |       | 170 | A | Lehigh              | 50 64  |
|                           |   |               |       |     |   |                  |       |     |   |          |       | 188 | A | Army West Point     | 49 79  |
|                           |   |               |       |     |   |                  |       |     |   |          |       | 230 | H | North Florida       | 75 65  |
|                           |   |               |       |     |   |                  |       |     |   |          |       | 251 | H | Lipscomb            | 58 74  |
|                           |   |               |       |     |   |                  |       |     |   |          |       | 264 | H | Rider               | 64 79  |
|                           |   |               |       |     |   |                  |       |     |   |          |       | 265 | H | Fairleigh Dickinson | 70 74  |
|                           |   |               |       |     |   |                  |       |     |   |          |       | 266 | A | North Dakota St.    | 58 105 |
|                           |   |               |       |     |   |                  |       |     |   |          |       | 272 | H | LIU Brooklyn        | 49 67  |
|                           |   |               |       |     |   |                  |       |     |   |          |       | 276 | H | Cornell             | 46 61  |
|                           |   |               |       |     |   |                  |       |     |   |          |       | 280 | A | Kennesaw St.        | 65 80  |
|                           |   |               |       |     |   |                  |       |     |   |          |       | 285 | A | Morgan St.          | 43 55  |
|                           |   |               |       |     |   |                  |       |     |   |          |       | 313 | H | USC Upstate         | 57 95  |
|                           |   |               |       |     |   |                  |       |     |   |          |       | 335 | H | Long Beach St.      | 73 57  |
|                           |   |               |       |     |   |                  |       |     |   |          |       | 343 | H | Saint Peter's       | 52 59  |
| -----                     |   |               |       |     |   |                  |       |     |   |          |       |     |   |                     |        |
| Team's RPI: 344           |   |               |       |     |   |                  |       |     |   |          |       |     |   |                     |        |
| LAST 12 Division I GAMES: |   |               |       |     |   |                  |       |     |   |          |       |     |   |                     |        |
| 280                       | A | Kennesaw St.  | 65 80 | 313 | H | USC Upstate      | 57 95 |     |   |          |       |     |   |                     |        |
| 251                       | H | Lipscomb      | 58 74 | 276 | H | Cornell          | 46 61 |     |   |          |       |     |   |                     |        |
| 230                       | H | North Florida | 75 65 | 113 | H | Penn             | 38 77 |     |   |          |       |     |   |                     |        |
| 108                       | H | Jacksonville  | 58 88 | 335 | H | Long Beach St.   | 73 57 |     |   |          |       |     |   |                     |        |
| 169                       | A | Stetson       | 55 73 | 264 | H | Rider            | 64 79 |     |   |          |       |     |   |                     |        |
| 42                        | A | FGCU          | 66 90 | 157 | A | Binghamton       | 36 67 |     |   |          |       |     |   |                     |        |

Non-Div I Games: St. Joseph's (Brkn)106 42

NJIT



Navy

N  
a  
v  
y

|                  |               |    |    |
|------------------|---------------|----|----|
| Non-Div I Games: | Emory & Henry | 88 | 57 |
|------------------|---------------|----|----|



| Average RPI      | Win:     | 147   | WON-LOST  | WINNING   | LAST 10        | STRENGTH OF | OPP. STRENGTH | TEAM        | ADJ. | CONF.    | ADJ CONF. |
|------------------|----------|-------|-----------|-----------|----------------|-------------|---------------|-------------|------|----------|-----------|
| Average RPI      | Loss:    | 53    | RECORD    | PCT. RANK | GAMES          | SCHEDULE    | OF SCHEDULE   | RPI         | RPI  | RPI      | RPI       |
| DIV. I ONLY      |          | 17- 6 | 52        | 8- 2      | 66             | 38          | 56            | 56          | 3    | 3        |           |
| DIV. I NON-CONF. |          | 9- 4  | 82        | 1- 1      | 219            | 60          | 129           | 129         | 4    | 4        |           |
| -----            |          |       |           |           |                |             |               |             |      |          |           |
| TOTALS           | RPI 1-25 |       | RPI 26-50 |           | W-L RECORDS    | RPI 51-100  |               | RPI 101-999 |      | RPI 201+ |           |
| 17- 6            | 1- 2     |       | 4- 2      |           | OVERALL        | 2- 1        |               | 10- 1       |      | 4- 0     |           |
| 8- 5             | 0- 1     |       | 2- 2      |           | HOME           | 1- 1        |               | 5- 1        |      | 2- 0     |           |
| 8- 0             | 1- 0     |       | 2- 0      |           | AWAY           | 1- 0        |               | 4- 0        |      | 1- 0     |           |
| 1- 1             | 0- 1     |       | 0- 0      |           | NEUTRAL        | 0- 0        |               | 1- 0        |      | 1- 0     |           |
| 9- 4             | 0- 1     |       | 0- 1      |           | NON-CONFERENCE | 2- 1        |               | 7- 1        |      | 4- 0     |           |
| 5- 3             | 0- 0     |       | 0- 1      |           | HOME           | 1- 1        |               | 4- 1        |      | 2- 0     |           |
| 3- 0             | 0- 0     |       | 0- 0      |           | AWAY           | 1- 0        |               | 2- 0        |      | 1- 0     |           |
| 1- 1             | 0- 1     |       | 0- 0      |           | NEUTRAL        | 0- 0        |               | 1- 0        |      | 1- 0     |           |
| 8- 2             | 1- 1     |       | 4- 1      |           | CONFERENCE     | 0- 0        |               | 3- 0        |      | 0- 0     |           |
| 3- 2             | 0- 1     |       | 2- 1      |           | HOME           | 0- 0        |               | 1- 0        |      | 0- 0     |           |
| 5- 0             | 1- 0     |       | 2- 0      |           | AWAY           | 0- 0        |               | 2- 0        |      | 0- 0     |           |
| 0- 0             | 0- 0     |       | 0- 0      |           | NEUTRAL        | 0- 0        |               | 0- 0        |      | 0- 0     |           |

| RPI                       | S | Opponent | Score | RPI | S | Opponent       | Score | RPI | S | Opponent       | Score | RPI | S | Opponent       | Score |
|---------------------------|---|----------|-------|-----|---|----------------|-------|-----|---|----------------|-------|-----|---|----------------|-------|
| 6                         | H | Ohio St. | 61 73 | 26  | A | Iowa           | 92 74 | 78  | H | Washington St. | 61 73 | 134 | A | Kansas         | 66 49 |
| 18                        | A | Rutgers  | 52 42 | 26  | H | Iowa           | 74 65 | 95  | A | Drake          | 89 84 | 135 | H | Clemson        | 66 67 |
| 24                        | N | Buffalo  | 72 82 | 32  | H | Michigan       | 64 69 | 100 | H | Arkansas       | 80 69 | 150 | H | SIUE           | 62 53 |
|                           |   |          |       | 37  | H | Purdue         | 75 51 |     |   |                |       | 177 | A | Northwestern   | 69 59 |
|                           |   |          |       | 45  | H | Creighton      | 49 64 |     |   |                |       | 179 | H | Fla. Atlantic  | 86 69 |
|                           |   |          |       | 50  | A | Minnesota      | 79 74 |     |   |                |       | 195 | A | Illinois       | 80 72 |
| -----                     |   |          |       |     |   |                |       |     |   |                |       |     |   |                |       |
| Team's RPI: 56            |   |          |       |     |   |                |       |     |   |                |       |     |   |                |       |
| LAST 12 Division I GAMES: |   |          |       |     |   |                |       |     |   |                |       |     |   |                |       |
| 195                       | H | Illinois | 62 47 | 195 | A | Illinois       | 80 72 | 177 | A | Northwestern   | 69 59 | 50  | A | Minnesota      | 79 74 |
| 26                        | A | Iowa     | 92 74 | 78  | H | Washington St. | 61 73 | 6   | H | Ohio St.       | 61 73 | 78  | H | Washington St. | 61 73 |
| 37                        | H | Purdue   | 75 51 | 179 | H | Fla. Atlantic  | 86 69 | 78  | H | Washington St. | 61 73 | 78  | H | Washington St. | 61 73 |
| 18                        | A | Rutgers  | 52 42 | 79  | A | Minnesota      | 79 74 | 6   | H | Ohio St.       | 61 73 | 78  | H | Washington St. | 61 73 |
| 26                        | H | Iowa     | 74 65 | 6   | H | Ohio St.       | 61 73 | 78  | H | Washington St. | 61 73 | 78  | H | Washington St. | 61 73 |
| 32                        | H | Michigan | 64 69 | 78  | H | Washington St. | 61 73 | 78  | H | Washington St. | 61 73 | 78  | H | Washington St. | 61 73 |

Non-Div I Games:

Nebraska



Average RPI Win: 226  
Average RPI Loss: 114

WON-LOST  
RECORD

WINNING  
PCT. RANK

LAST 10  
GAMES

STRENGTH OF  
SCHEDULE

OPP. STRENGTH  
OF SCHEDULE

TEAM  
RPI

ADJ.  
RPI

CONF.  
RPI

ADJ CONF.  
RPI

|                  |          |           |                |            |             |          |     |    |    |
|------------------|----------|-----------|----------------|------------|-------------|----------|-----|----|----|
| DIV. I ONLY      | 10- 9    | 154       | 5- 5           | 179        | 112         | 171      | 171 | 16 | 16 |
| DIV. I NON-CONF. | 6- 4     | 122       | 2- 0           | 150        | 83          | 136      | 136 | 15 | 15 |
| TOTALS           | RPI 1-25 | RPI 26-50 | W-L RECORDS    | RPI 51-100 | RPI 101-999 | RPI 201+ |     |    |    |
| 10- 9            | 0- 1     | 0- 1      | OVERALL        | 0- 4       | 10- 3       | 6- 2     |     |    |    |
| 7- 3             | 0- 1     | 0- 0      | HOME           | 0- 1       | 7- 1        | 5- 1     |     |    |    |
| 2- 5             | 0- 0     | 0- 0      | AWAY           | 0- 3       | 2- 2        | 1- 1     |     |    |    |
| 1- 1             | 0- 0     | 0- 1      | NEUTRAL        | 0- 0       | 1- 0        | 0- 0     |     |    |    |
| 6- 4             | 0- 1     | 0- 1      | NON-CONFERENCE | 0- 1       | 6- 1        | 4- 1     |     |    |    |
| 4- 2             | 0- 1     | 0- 0      | HOME           | 0- 0       | 4- 1        | 3- 1     |     |    |    |
| 1- 1             | 0- 0     | 0- 0      | AWAY           | 0- 1       | 1- 0        | 1- 0     |     |    |    |
| 1- 1             | 0- 0     | 0- 1      | NEUTRAL        | 0- 0       | 1- 0        | 0- 0     |     |    |    |
| 4- 5             | 0- 0     | 0- 0      | CONFERENCE     | 0- 3       | 4- 2        | 2- 1     |     |    |    |
| 3- 1             | 0- 0     | 0- 0      | HOME           | 0- 1       | 3- 0        | 2- 0     |     |    |    |
| 1- 4             | 0- 0     | 0- 0      | AWAY           | 0- 2       | 1- 2        | 0- 1     |     |    |    |
| 0- 0             | 0- 0     | 0- 0      | NEUTRAL        | 0- 0       | 0- 0        | 0- 0     |     |    |    |

| RPI 1-25                  |   |              |       | RPI 26-50 |   |             |       | RPI 51-100 |   |            |       | RPI 101+ Team's RPI: 171 |   |                |       |
|---------------------------|---|--------------|-------|-----------|---|-------------|-------|------------|---|------------|-------|--------------------------|---|----------------|-------|
| RPI                       | S | Opponent     | Score | RPI       | S | Opponent    | Score | RPI        | S | Opponent   | Score | RPI                      | S | Opponent       | Score |
| 1                         | H | UConn        | 57 88 | 38        | N | Oregon St.  | 49 89 | 65         | A | Wyoming    | 60 66 | 144                      | H | Portland St.   | 67 55 |
|                           |   |              |       |           |   |             |       | 65         | H | Wyoming    | 62 65 | 173                      | A | Fresno St.     | 55 68 |
|                           |   |              |       |           |   |             |       | 75         | A | New Mexico | 68 72 | 173                      | H | Fresno St.     | 90 73 |
|                           |   |              |       |           |   |             |       | 87         | A | Utah       | 61 87 | 196                      | A | Boise St.      | 72 68 |
|                           |   |              |       |           |   |             |       |            |   |            |       | 201                      | N | Montana St.    | 67 53 |
|                           |   |              |       |           |   |             |       |            |   |            |       | 215                      | H | SMU            | 80 72 |
|                           |   |              |       |           |   |             |       |            |   |            |       | 216                      | A | Seattle U      | 74 65 |
|                           |   |              |       |           |   |             |       |            |   |            |       | 231                      | H | Pepperdine     | 72 77 |
|                           |   |              |       |           |   |             |       |            |   |            |       | 252                      | H | San Jose St.   | 91 63 |
|                           |   |              |       |           |   |             |       |            |   |            |       | 263                      | H | Santa Clara    | 52 41 |
|                           |   |              |       |           |   |             |       |            |   |            |       | 284                      | H | Sacramento St. | 95 68 |
|                           |   |              |       |           |   |             |       |            |   |            |       | 289                      | A | Utah St.       | 57 79 |
|                           |   |              |       |           |   |             |       |            |   |            |       | 320                      | H | Air Force      | 70 60 |
| LAST 12 Division I GAMES: |   |              |       |           |   |             |       |            |   |            |       |                          |   |                |       |
| 173                       | A | Fresno St.   | 55 68 | 65        | A | Wyoming     | 60 66 | 173        | H | Fresno St. | 90 73 | 263                      | H | Santa Clara    | 52 41 |
| 65                        | H | Wyoming      | 62 65 | 75        | A | New Mexico  | 68 72 | 216        | A | Seattle U  | 74 65 | 289                      | A | Utah St.       | 57 79 |
| 196                       | A | Boise St.    | 72 68 | 201       | N | Montana St. | 67 53 |            |   |            |       |                          |   |                |       |
| 252                       | H | San Jose St. | 91 63 |           |   |             |       |            |   |            |       |                          |   |                |       |
| 289                       | A | Utah St.     | 57 79 |           |   |             |       |            |   |            |       |                          |   |                |       |
| 320                       | H | Air Force    | 70 60 |           |   |             |       |            |   |            |       |                          |   |                |       |

Non-Div I Games: Stanislaus St. 81 60

Nevada



|                   |          |           |                |            |             |               |      |      |       |           |
|-------------------|----------|-----------|----------------|------------|-------------|---------------|------|------|-------|-----------|
| Average RPI Win:  | 257      | WON-LOST  | WINNING        | LAST 10    | STRENGTH OF | OPP. STRENGTH | TEAM | ADJ. | CONF. | ADJ CONF. |
| Average RPI Loss: | 147      | RECORD    | PCT. RANK      | GAMES      | SCHEDULE    | OF SCHEDULE   | RPI  | RPI  | RPI   | RPI       |
| DIV. I ONLY       | 13- 8    | 107       | 6- 4           | 309        | 228         | 181           | 181  | 20   | 20    |           |
| DIV. I NON-CONF.  | 8- 4     | 87        | 2- 1           | 337        | 202         | 193           | 193  | 24   | 24    |           |
| -----             |          |           |                |            |             |               |      |      |       |           |
| TOTALS            | RPI 1-25 | RPI 26-50 | W-L RECORDS    | RPI 51-100 | RPI 101-999 | RPI 201+      |      |      |       |           |
| 13- 8             | 0- 0     | 0- 0      | OVERALL        | 0- 2       | 13- 6       | 10- 1         |      |      |       |           |
| 6- 2              | 0- 0     | 0- 0      | HOME           | 0- 1       | 6- 1        | 4- 0          |      |      |       |           |
| 6- 5              | 0- 0     | 0- 0      | AWAY           | 0- 1       | 6- 4        | 5- 0          |      |      |       |           |
| 1- 1              | 0- 0     | 0- 0      | NEUTRAL        | 0- 0       | 1- 1        | 1- 1          |      |      |       |           |
| 8- 4              | 0- 0     | 0- 0      | NON-CONFERENCE | 0- 0       | 8- 4        | 6- 1          |      |      |       |           |
| 4- 0              | 0- 0     | 0- 0      | HOME           | 0- 0       | 4- 0        | 2- 0          |      |      |       |           |
| 3- 3              | 0- 0     | 0- 0      | AWAY           | 0- 0       | 3- 3        | 3- 0          |      |      |       |           |
| 1- 1              | 0- 0     | 0- 0      | NEUTRAL        | 0- 0       | 1- 1        | 1- 1          |      |      |       |           |
| 5- 4              | 0- 0     | 0- 0      | CONFERENCE     | 0- 2       | 5- 2        | 4- 0          |      |      |       |           |
| 2- 2              | 0- 0     | 0- 0      | HOME           | 0- 1       | 2- 1        | 2- 0          |      |      |       |           |
| 3- 2              | 0- 0     | 0- 0      | AWAY           | 0- 1       | 3- 1        | 2- 0          |      |      |       |           |
| 0- 0              | 0- 0     | 0- 0      | NEUTRAL        | 0- 0       | 0- 0        | 0- 0          |      |      |       |           |

| RPI                       | S | Opponent     | Score | RPI | S   | Opponent | Score          | RPI | S  | Opponent | Score | RPI            | S  | Opponent | Score | Team's RPI: 181 |
|---------------------------|---|--------------|-------|-----|-----|----------|----------------|-----|----|----------|-------|----------------|----|----------|-------|-----------------|
| 66                        | A | Albany (NY)  | 53    | 66  | 106 | A        | Dartmouth      | 49  | 57 | 138      | A     | Hartford       | 49 | 85       |       |                 |
| 86                        | H | Maine        | 46    | 56  | 155 | H        | Northeastern   | 65  | 50 | 157      | A     | Binghamton     | 63 | 61       |       |                 |
|                           |   |              |       |     | 157 | H        | Binghamton     | 52  | 54 | 190      | H     | Boston U.      | 72 | 57       |       |                 |
|                           |   |              |       |     | 197 | A        | Xavier         | 66  | 71 | 198      | A     | Boston College | 55 | 64       |       |                 |
|                           |   |              |       |     | 226 | A        | Stony Brook    | 51  | 50 | 228      | N     | La Salle       | 51 | 59       |       |                 |
|                           |   |              |       |     | 244 | H        | Manhattan      | 68  | 55 | 259      | N     | Fairfield      | 71 | 61       |       |                 |
|                           |   |              |       |     | 260 | A        | Sacred Heart   | 74  | 47 | 274      | A     | Bryant         | 74 | 65       |       |                 |
|                           |   |              |       |     | 276 | H        | Cornell        | 48  | 45 | 292      | A     | Vermont        | 52 | 49       |       |                 |
|                           |   |              |       |     | 326 | A        | Wagner         | 65  | 53 | 332      | H     | UMBC           | 56 | 51       |       |                 |
|                           |   |              |       |     | 348 | H        | UMass Lowell   | 66  | 45 |          |       |                |    |          |       |                 |
| LAST 12 Division I GAMES: |   |              |       |     |     |          |                |     |    |          |       |                |    |          |       |                 |
| 138                       | A | Hartford     | 49    | 85  | 157 | A        | Binghamton     | 63  | 61 |          |       |                |    |          |       |                 |
| 157                       | H | Binghamton   | 52    | 54  | 66  | A        | Albany (NY)    | 53  | 66 |          |       |                |    |          |       |                 |
| 86                        | H | Maine        | 46    | 56  | 332 | H        | UMBC           | 56  | 51 |          |       |                |    |          |       |                 |
| 226                       | A | Stony Brook  | 51    | 50  | 276 | H        | Cornell        | 48  | 45 |          |       |                |    |          |       |                 |
| 292                       | A | Vermont      | 52    | 49  | 260 | A        | Sacred Heart   | 74  | 47 |          |       |                |    |          |       |                 |
| 348                       | H | UMass Lowell | 66    | 45  | 198 | A        | Boston College | 55  | 64 |          |       |                |    |          |       |                 |

Non-Div I Games: Colby-Sawyer 64 40

New Hampshire

Loss, 
Non-Conf, 
S Site, 
H Home
A Away
N Neutral



|                   |          |           |                |            |             |               |      |      |       |           |
|-------------------|----------|-----------|----------------|------------|-------------|---------------|------|------|-------|-----------|
| Average RPI Win:  | 178      | WON-LOST  | WINNING        | LAST 10    | STRENGTH OF | OPP. STRENGTH | TEAM | ADJ. | CONF. | ADJ CONF. |
| Average RPI Loss: | 136      | RECORD    | PCT. RANK      | GAMES      | SCHEDULE    | OF SCHEDULE   | RPI  | RPI  | RPI   | RPI       |
| DIV. I ONLY       | 16- 6    | 61        | 5- 5           | 139        | 123         | 75            | 75   | 16   | 16    |           |
| DIV. I NON-CONF.  | 11- 1    | 13        | 1- 1           | 64         | 118         | 13            | 13   | 15   | 15    |           |
| -----             |          |           |                |            |             |               |      |      |       |           |
| TOTALS            | RPI 1-25 | RPI 26-50 | W-L RECORDS    | RPI 51-100 | RPI 101-999 | RPI 201+      |      |      |       |           |
| 16- 6             | 1- 0     | 0- 1      | OVERALL        | 1- 1       | 14- 4       | 5- 2          |      |      |       |           |
| 13- 1             | 1- 0     | 0- 0      | HOME           | 1- 0       | 11- 1       | 3- 0          |      |      |       |           |
| 3- 5              | 0- 0     | 0- 1      | AWAY           | 0- 1       | 3- 3        | 2- 2          |      |      |       |           |
| 0- 0              | 0- 0     | 0- 0      | NEUTRAL        | 0- 0       | 0- 0        | 0- 0          |      |      |       |           |
| 11- 1             | 1- 0     | 0- 1      | NON-CONFERENCE | 1- 0       | 9- 0        | 3- 0          |      |      |       |           |
| 9- 0              | 1- 0     | 0- 0      | HOME           | 1- 0       | 7- 0        | 2- 0          |      |      |       |           |
| 2- 1              | 0- 0     | 0- 1      | AWAY           | 0- 0       | 2- 0        | 1- 0          |      |      |       |           |
| 0- 0              | 0- 0     | 0- 0      | NEUTRAL        | 0- 0       | 0- 0        | 0- 0          |      |      |       |           |
| 5- 5              | 0- 0     | 0- 0      | CONFERENCE     | 0- 1       | 5- 4        | 2- 2          |      |      |       |           |
| 4- 1              | 0- 0     | 0- 0      | HOME           | 0- 0       | 4- 1        | 1- 0          |      |      |       |           |
| 1- 4              | 0- 0     | 0- 0      | AWAY           | 0- 1       | 1- 3        | 1- 2          |      |      |       |           |
| 0- 0              | 0- 0     | 0- 0      | NEUTRAL        | 0- 0       | 0- 0        | 0- 0          |      |      |       |           |

| RPI 1-25                  |   |               |       | RPI 26-50 |   |                  |        | RPI 51-100 Team's RPI: 75 |   |          |       | RPI 101+ |   |                  |        |
|---------------------------|---|---------------|-------|-----------|---|------------------|--------|---------------------------|---|----------|-------|----------|---|------------------|--------|
| RPI                       | S | Opponent      | Score | RPI       | S | Opponent         | Score  | RPI                       | S | Opponent | Score | RPI      | S | Opponent         | Score  |
| 21                        | H | Marquette     | 88 87 | 36        | A | Oklahoma         | 63 105 | 65                        | A | Wyoming  | 55 66 | 104      | H | UNLV             | 66 68  |
|                           |   |               |       |           |   |                  |        | 83                        | H | Navy     | 94 87 | 111      | H | Western Mich.    | 88 76  |
|                           |   |               |       |           |   |                  |        |                           |   |          |       | 115      | A | UTEP             | 59 35  |
|                           |   |               |       |           |   |                  |        |                           |   |          |       | 121      | A | Colorado St.     | 71 74  |
|                           |   |               |       |           |   |                  |        |                           |   |          |       | 126      | H | Lamar University | 90 58  |
|                           |   |               |       |           |   |                  |        |                           |   |          |       | 147      | H | Wichita St.      | 76 62  |
|                           |   |               |       |           |   |                  |        |                           |   |          |       | 168      | H | UC Irvine        | 83 61  |
|                           |   |               |       |           |   |                  |        |                           |   |          |       | 171      | H | Nevada           | 72 68  |
|                           |   |               |       |           |   |                  |        |                           |   |          |       | 173      | H | Fresno St.       | 88 75  |
|                           |   |               |       |           |   |                  |        |                           |   |          |       | 195      | H | Illinois         | 97 68  |
|                           |   |               |       |           |   |                  |        |                           |   |          |       | 196      | H | Boise St.        | 100 83 |
|                           |   |               |       |           |   |                  |        |                           |   |          |       | 232      | H | Texas Tech       | 90 56  |
|                           |   |               |       |           |   |                  |        |                           |   |          |       | 236      | A | San Diego St.    | 89 97  |
|                           |   |               |       |           |   |                  |        |                           |   |          |       | 248      | A | New Mexico St.   | 101 93 |
|                           |   |               |       |           |   |                  |        |                           |   |          |       | 248      | H | New Mexico St.   | 86 75  |
|                           |   |               |       |           |   |                  |        |                           |   |          |       | 252      | A | San Jose St.     | 86 95  |
|                           |   |               |       |           |   |                  |        |                           |   |          |       | 289      | H | Utah St.         | 80 47  |
|                           |   |               |       |           |   |                  |        |                           |   |          |       | 320      | A | Air Force        | 88 59  |
| -----                     |   |               |       |           |   |                  |        |                           |   |          |       |          |   |                  |        |
| LAST 12 Division I GAMES: |   |               |       |           |   |                  |        |                           |   |          |       |          |   |                  |        |
| 289                       | H | Utah St.      | 80 47 | 252       | A | San Jose St.     | 86 95  |                           |   |          |       |          |   |                  |        |
| 121                       | A | Colorado St.  | 71 74 | 196       | H | Boise St.        | 100 83 |                           |   |          |       |          |   |                  |        |
| 236                       | A | San Diego St. | 89 97 | 171       | H | Nevada           | 72 68  |                           |   |          |       |          |   |                  |        |
| 104                       | H | UNLV          | 66 68 | 320       | A | Air Force        | 88 59  |                           |   |          |       |          |   |                  |        |
| 173                       | H | Fresno St.    | 88 75 | 126       | H | Lamar University | 90 58  |                           |   |          |       |          |   |                  |        |
| 65                        | A | Wyoming       | 55 66 | 36        | A | Oklahoma         | 63 105 |                           |   |          |       |          |   |                  |        |

Non-Div I Games: Northern N.M. 107 66

New Mexico

■ Loss, 
 ■ Non-Conf, S Site, 
 ■ Home 
 ■ Away 
 N Neutral



|                   |          |           |                |            |             |               |      |      |       |           |
|-------------------|----------|-----------|----------------|------------|-------------|---------------|------|------|-------|-----------|
| Average RPI Win:  | 262      | WON-LOST  | WINNING        | LAST 10    | STRENGTH OF | OPP. STRENGTH | TEAM | ADJ. | CONF. | ADJ CONF. |
| Average RPI Loss: | 162      | RECORD    | PCT. RANK      | GAMES      | SCHEDULE    | OF SCHEDULE   | RPI  | RPI  | RPI   | RPI       |
| DIV. I ONLY       | 9- 9     | 165       | 6- 3           | 302        | 259         | 248           | 248  | 30   | 30    |           |
| DIV. I NON-CONF.  | 4- 8     | 239       | 2- 3           | 249        | 217         | 267           | 267  | 30   | 30    |           |
| -----             |          |           |                |            |             |               |      |      |       |           |
| TOTALS            | RPI 1-25 | RPI 26-50 | W-L RECORDS    | RPI 51-100 | RPI 101-999 | RPI 201+      |      |      |       |           |
| 9- 9              | 0- 0     | 0- 0      | OVERALL        | 0- 3       | 9- 6        | 8- 4          |      |      |       |           |
| 6- 3              | 0- 0     | 0- 0      | HOME           | 0- 1       | 6- 2        | 5- 1          |      |      |       |           |
| 3- 3              | 0- 0     | 0- 0      | AWAY           | 0- 1       | 3- 2        | 3- 2          |      |      |       |           |
| 0- 3              | 0- 0     | 0- 0      | NEUTRAL        | 0- 1       | 0- 2        | 0- 1          |      |      |       |           |
| 4- 8              | 0- 0     | 0- 0      | NON-CONFERENCE | 0- 3       | 4- 5        | 3- 3          |      |      |       |           |
| 2- 3              | 0- 0     | 0- 0      | HOME           | 0- 1       | 2- 2        | 1- 1          |      |      |       |           |
| 2- 2              | 0- 0     | 0- 0      | AWAY           | 0- 1       | 2- 1        | 2- 1          |      |      |       |           |
| 0- 3              | 0- 0     | 0- 0      | NEUTRAL        | 0- 1       | 0- 2        | 0- 1          |      |      |       |           |
| 5- 1              | 0- 0     | 0- 0      | CONFERENCE     | 0- 0       | 5- 1        | 5- 1          |      |      |       |           |
| 4- 0              | 0- 0     | 0- 0      | HOME           | 0- 0       | 4- 0        | 4- 0          |      |      |       |           |
| 1- 1              | 0- 0     | 0- 0      | AWAY           | 0- 0       | 1- 1        | 1- 1          |      |      |       |           |
| 0- 0              | 0- 0     | 0- 0      | NEUTRAL        | 0- 0       | 0- 0        | 0- 0          |      |      |       |           |

| RPI 1-25                  |   |                  |       | RPI 26-50 |   |                  |       | RPI 51-100 |   |             |        | RPI 101+ Team's RPI: 248 |   |                    |       |
|---------------------------|---|------------------|-------|-----------|---|------------------|-------|------------|---|-------------|--------|--------------------------|---|--------------------|-------|
| RPI                       | S | Opponent         | Score | RPI       | S | Opponent         | Score | RPI        | S | Opponent    | Score  | RPI                      | S | Opponent           | Score |
|                           |   |                  |       |           |   |                  |       | 75         | A | New Mexico  | 75 86  | 111                      | H | Western Mi ch.     | 55 64 |
|                           |   |                  |       |           |   |                  |       | 75         | H | New Mexi co | 93 101 | 115                      | H | UTEP               | 76 68 |
|                           |   |                  |       |           |   |                  |       | 100        | N | Arkansas    | 60 69  | 155                      | N | Northeastern       | 64 65 |
|                           |   |                  |       |           |   |                  |       |            |   |             |        | 209                      | H | UC Santa Barbara   | 47 77 |
|                           |   |                  |       |           |   |                  |       |            |   |             |        | 216                      | A | Seattle U          | 59 69 |
|                           |   |                  |       |           |   |                  |       |            |   |             |        | 231                      | A | Pepperdi ne        | 86 64 |
|                           |   |                  |       |           |   |                  |       |            |   |             |        | 241                      | N | Texas Southern     | 50 66 |
|                           |   |                  |       |           |   |                  |       |            |   |             |        | 245                      | H | CSU Bakersfi eld   | 56 48 |
|                           |   |                  |       |           |   |                  |       |            |   |             |        | 250                      | H | UMKC               | 70 62 |
|                           |   |                  |       |           |   |                  |       |            |   |             |        | 262                      | H | A&M-Corpus Christi | 70 61 |
|                           |   |                  |       |           |   |                  |       |            |   |             |        | 275                      | H | Grand Canyon       | 64 60 |
|                           |   |                  |       |           |   |                  |       |            |   |             |        | 277                      | A | Arizona            | 44 83 |
|                           |   |                  |       |           |   |                  |       |            |   |             |        | 301                      | A | Utah Valley        | 82 72 |
|                           |   |                  |       |           |   |                  |       |            |   |             |        | 335                      | A | Long Beach St.     | 72 63 |
|                           |   |                  |       |           |   |                  |       |            |   |             |        | 346                      | H | Chi cago St.       | 74 59 |
| -----                     |   |                  |       |           |   |                  |       |            |   |             |        |                          |   |                    |       |
| LAST 12 Division I GAMES: |   |                  |       |           |   |                  |       |            |   |             |        |                          |   |                    |       |
| 250                       | H | UMKC             | 70 62 | 209       | H | UC Santa Barbara | 47 77 |            |   |             |        |                          |   |                    |       |
| 301                       | A | Utah Valley      | 82 72 | 335       | A | Long Beach St.   | 72 63 |            |   |             |        |                          |   |                    |       |
| 216                       | A | Seattle U        | 59 69 | 155       | N | Northeastern     | 64 65 |            |   |             |        |                          |   |                    |       |
| 245                       | H | CSU Bakersfi eld | 56 48 | 231       | A | Pepperdi ne      | 86 64 |            |   |             |        |                          |   |                    |       |
| 275                       | H | Grand Canyon     | 64 60 | 277       | A | Arizona          | 44 83 |            |   |             |        |                          |   |                    |       |
| 346                       | H | Chi cago St.     | 74 59 | 115       | H | UTEP             | 76 68 |            |   |             |        |                          |   |                    |       |

Non-Div I Games: Tex. Permian Basin 85 58 Western N.M. 89 60

New Mexico St.

Loss, 
Non-Conf, 
S Site, 
H Home
A Away 
N Neutral



| Average RPI      | Win:     | 265    | WON-LOST  | WINNING   | LAST 10        | STRENGTH OF | OPP. STRENGTH | TEAM        | ADJ. | CONF.    | ADJ CONF. |
|------------------|----------|--------|-----------|-----------|----------------|-------------|---------------|-------------|------|----------|-----------|
| Average RPI      | Loss:    | 127    | RECORD    | PCT. RANK | GAMES          | SCHEDULE    | OF SCHEDULE   | RPI         | RPI  | RPI      | RPI       |
| DIV. I ONLY      |          | 10- 11 |           | 188       | 7- 3           | 221         | 218           | 199         | 199  | 25       | 25        |
| DIV. I NON-CONF. |          | 3- 7   |           | 254       | 1- 0           | 71          | 121           | 191         | 191  | 25       | 25        |
| -----            |          |        |           |           |                |             |               |             |      |          |           |
| TOTALS           | RPI 1-25 |        | RPI 26-50 |           | W-L RECORDS    | RPI 51-100  |               | RPI 101-999 |      | RPI 201+ |           |
| 10- 11           | 0- 1     |        | 0- 1      |           | OVERALL        | 1- 3        |               | 9- 6        |      | 9- 2     |           |
| 6- 3             | 0- 0     |        | 0- 1      |           | HOME           | 0- 0        |               | 6- 2        |      | 6- 0     |           |
| 4- 8             | 0- 0     |        | 0- 0      |           | AWAY           | 1- 1        |               | 3- 1        |      | 3- 1     |           |
| 0- 0             | 0- 0     |        | 0- 0      |           | NEUTRAL        | 0- 0        |               | 0- 0        |      | 0- 0     |           |
| 3- 7             | 0- 1     |        | 0- 1      |           | NON-CONFERENCE | 0- 3        |               | 3- 2        |      | 3- 0     |           |
| 2- 2             | 0- 0     |        | 0- 1      |           | HOME           | 0- 0        |               | 2- 1        |      | 2- 0     |           |
| 1- 5             | 0- 1     |        | 0- 0      |           | AWAY           | 0- 3        |               | 1- 1        |      | 1- 0     |           |
| 0- 0             | 0- 0     |        | 0- 0      |           | NEUTRAL        | 0- 0        |               | 0- 0        |      | 0- 0     |           |
| 7- 4             | 0- 0     |        | 0- 0      |           | CONFERENCE     | 1- 0        |               | 6- 4        |      | 6- 2     |           |
| 4- 1             | 0- 0     |        | 0- 0      |           | HOME           | 0- 0        |               | 4- 1        |      | 4- 0     |           |
| 3- 3             | 0- 0     |        | 0- 0      |           | AWAY           | 1- 0        |               | 2- 3        |      | 2- 2     |           |
| 0- 0             | 0- 0     |        | 0- 0      |           | NEUTRAL        | 0- 0        |               | 0- 0        |      | 0- 0     |           |

| RPI 1-25                  |   |                  |       | RPI 26-50 |   |                    |       | RPI 51-100 |   |                   |       | RPI 101+ Team's RPI: 199 |   |                    |        |
|---------------------------|---|------------------|-------|-----------|---|--------------------|-------|------------|---|-------------------|-------|--------------------------|---|--------------------|--------|
| RPI                       | S | Opponent         | Score | RPI       | S | Opponent           | Score | RPI        | S | Opponent          | Score | RPI                      | S | Opponent           | Score  |
| 15                        | A | Missouri         | 45 81 | 49        | H | Houston            | 66 78 | 61         | A | Miami (FL)        | 46 76 | 123                      | H | SFA                | 67 74  |
|                           |   |                  |       |           |   |                    |       | 89         | A | South Ala.        | 45 67 | 126                      | A | Lamar University   | 77 100 |
|                           |   |                  |       |           |   |                    |       | 92         | A | Tulane            | 56 79 | 159                      | A | Louisiana          | 57 66  |
|                           |   |                  |       |           |   |                    |       | 97         | A | Central Ark.      | 52 48 | 166                      | H | Jacksonville St.   | 54 59  |
|                           |   |                  |       |           |   |                    |       |            |   |                   |       | 202                      | H | CSUN               | 76 73  |
|                           |   |                  |       |           |   |                    |       |            |   |                   |       | 218                      | A | Abilene Christian  | 70 80  |
|                           |   |                  |       |           |   |                    |       |            |   |                   |       | 241                      | H | Texas Southern     | 72 69  |
|                           |   |                  |       |           |   |                    |       |            |   |                   |       | 262                      | H | A&M-Corpus Christi | 66 49  |
|                           |   |                  |       |           |   |                    |       |            |   |                   |       | 286                      | A | McNeese            | 77 64  |
|                           |   |                  |       |           |   |                    |       |            |   |                   |       | 300                      | A | Incarnate Word     | 72 45  |
|                           |   |                  |       |           |   |                    |       |            |   |                   |       | 300                      | H | Incarnate Word     | 52 50  |
|                           |   |                  |       |           |   |                    |       |            |   |                   |       | 304                      | A | Northwestern St.   | 47 52  |
|                           |   |                  |       |           |   |                    |       |            |   |                   |       | 304                      | H | Northwestern St.   | 81 63  |
|                           |   |                  |       |           |   |                    |       |            |   |                   |       | 324                      | H | Houston Baptist    | 70 52  |
|                           |   |                  |       |           |   |                    |       |            |   |                   |       | 329                      | A | La. -Monroe        | 89 51  |
| -----                     |   |                  |       |           |   |                    |       |            |   |                   |       |                          |   |                    |        |
| LAST 12 Division I GAMES: |   |                  |       |           |   |                    |       |            |   |                   |       |                          |   |                    |        |
| 304                       | A | Northwestern St. | 47 52 | 123       | H | SFA                | 67 74 | 286        | A | McNeese           | 77 64 | 126                      | A | Lamar University   | 77 100 |
| 300                       | A | Incarnate Word   | 72 45 | 324       | H | Houston Baptist    | 70 52 | 218        | A | Abilene Christian | 70 80 | 241                      | H | Texas Southern     | 72 69  |
| 304                       | H | Northwestern St. | 81 63 | 262       | H | A&M-Corpus Christi | 66 49 |            |   |                   |       |                          |   |                    |        |
| 300                       | H | Incarnate Word   | 52 50 |           |   |                    |       |            |   |                   |       |                          |   |                    |        |
| 97                        | A | Central Ark.     | 52 48 |           |   |                    |       |            |   |                   |       |                          |   |                    |        |

Non-Div I Games: Xavier (LA) 85 50

New Orleans



|                       |                 |                   |                |                      |                           |          |          |           |               |
|-----------------------|-----------------|-------------------|----------------|----------------------|---------------------------|----------|----------|-----------|---------------|
| Average RPI Win: 224  | WON-LOST RECORD | WINNING PCT. RANK | LAST 10 GAMES  | STRENGTH OF SCHEDULE | OPP. STRENGTH OF SCHEDULE | TEAM RPI | ADJ. RPI | CONF. RPI | ADJ CONF. RPI |
| Average RPI Loss: 158 |                 |                   |                |                      |                           |          |          |           |               |
| DIV. I ONLY           | 8- 14           | 253               | 4- 6           | 147                  | 248                       | 227      | 227      | 27        | 27            |
| DIV. I NON-CONF.      | 3- 8            | 268               | 1- 0           | 66                   | 170                       | 207      | 207      | 26        | 26            |
| -----                 |                 |                   |                |                      |                           |          |          |           |               |
| TOTALS                | RPI 1-25        | RPI 26-50         | W-L RECORDS    | RPI 51-100           | RPI 101-999               | RPI 201+ |          |           |               |
| 8- 14                 | 1- 1            | 0- 1              | OVERALL        | 0- 2                 | 7- 10                     | 4- 5     |          |           |               |
| 4- 5                  | 1- 0            | 0- 1              | HOME           | 0- 1                 | 3- 3                      | 2- 0     |          |           |               |
| 3- 8                  | 0- 1            | 0- 0              | AWAY           | 0- 1                 | 3- 6                      | 2- 5     |          |           |               |
| 1- 1                  | 0- 0            | 0- 0              | NEUTRAL        | 0- 0                 | 1- 1                      | 0- 0     |          |           |               |
| 3- 8                  | 1- 1            | 0- 1              | NON-CONFERENCE | 0- 0                 | 2- 6                      | 1- 2     |          |           |               |
| 1- 3                  | 1- 0            | 0- 1              | HOME           | 0- 0                 | 0- 2                      | 0- 0     |          |           |               |
| 1- 4                  | 0- 1            | 0- 0              | AWAY           | 0- 0                 | 1- 3                      | 1- 2     |          |           |               |
| 1- 1                  | 0- 0            | 0- 0              | NEUTRAL        | 0- 0                 | 1- 1                      | 0- 0     |          |           |               |
| 5- 6                  | 0- 0            | 0- 0              | CONFERENCE     | 0- 2                 | 5- 4                      | 3- 3     |          |           |               |
| 3- 2                  | 0- 0            | 0- 0              | HOME           | 0- 1                 | 3- 1                      | 2- 0     |          |           |               |
| 2- 4                  | 0- 0            | 0- 0              | AWAY           | 0- 1                 | 2- 3                      | 1- 3     |          |           |               |
| 0- 0                  | 0- 0            | 0- 0              | NEUTRAL        | 0- 0                 | 0- 0                      | 0- 0     |          |           |               |

| RPI                       | S | Opponent      | Score | RPI | S | Opponent   | Score | RPI | S | Opponent   | Score | RPI | S | Opponent        | Score | Team's RPI: 227 |
|---------------------------|---|---------------|-------|-----|---|------------|-------|-----|---|------------|-------|-----|---|-----------------|-------|-----------------|
| 20                        | A | Maryland      | 65 92 | 47  | H | Drexel     | 65 66 | 55  | A | Quinnipiac | 61 77 | 132 | H | Cleveland St.   | 61 70 |                 |
| 24                        | H | Buffalo       | 75 62 |     |   |            |       | 55  | H | Quinnipiac | 55 84 | 138 | A | Hartford        | 65 83 |                 |
|                           |   |               |       |     |   |            |       |     |   |            |       | 159 | N | Louisiana       | 52 68 |                 |
|                           |   |               |       |     |   |            |       |     |   |            |       | 176 | H | Saint Joseph's  | 69 93 |                 |
|                           |   |               |       |     |   |            |       |     |   |            |       | 182 | H | Marist          | 78 84 |                 |
|                           |   |               |       |     |   |            |       |     |   |            |       | 189 | N | Louisiana Tech  | 73 67 |                 |
|                           |   |               |       |     |   |            |       |     |   |            |       | 193 | A | Siena           | 73 68 |                 |
|                           |   |               |       |     |   |            |       |     |   |            |       | 193 | H | Siena           | 65 50 |                 |
|                           |   |               |       |     |   |            |       |     |   |            |       | 206 | A | Oakland         | 59 67 |                 |
|                           |   |               |       |     |   |            |       |     |   |            |       | 234 | A | St. Bonaventure | 58 76 |                 |
|                           |   |               |       |     |   |            |       |     |   |            |       | 244 | H | Manhattan       | 65 64 |                 |
|                           |   |               |       |     |   |            |       |     |   |            |       | 259 | A | Fairfield       | 53 59 |                 |
|                           |   |               |       |     |   |            |       |     |   |            |       | 264 | A | Rider           | 58 65 |                 |
|                           |   |               |       |     |   |            |       |     |   |            |       | 269 | A | Colgate         | 81 44 |                 |
|                           |   |               |       |     |   |            |       |     |   |            |       | 290 | A | Canisius        | 60 64 |                 |
|                           |   |               |       |     |   |            |       |     |   |            |       | 338 | H | Iona            | 73 59 |                 |
|                           |   |               |       |     |   |            |       |     |   |            |       | 343 | A | Saint Peter's   | 87 52 |                 |
| LAST 12 Division I GAMES: |   |               |       |     |   |            |       |     |   |            |       |     |   |                 |       |                 |
| 290                       | A | Canisius      | 60 64 | 244 | H | Manhattan  | 65 64 |     |   |            |       |     |   |                 |       |                 |
| 55                        | H | Quinnipiac    | 55 84 | 193 | A | Siena      | 73 68 |     |   |            |       |     |   |                 |       |                 |
| 182                       | H | Marist        | 78 84 | 55  | A | Quinnipiac | 61 77 |     |   |            |       |     |   |                 |       |                 |
| 343                       | A | Saint Peter's | 87 52 | 259 | A | Fairfield  | 53 59 |     |   |            |       |     |   |                 |       |                 |
| 264                       | A | Rider         | 58 65 | 338 | H | Iona       | 73 59 |     |   |            |       |     |   |                 |       |                 |
| 193                       | H | Siena         | 65 50 | 269 | A | Colgate    | 81 44 |     |   |            |       |     |   |                 |       |                 |

Non-Div I Games:

Niagara



|                   |          |           |                |            |             |               |      |      |       |           |
|-------------------|----------|-----------|----------------|------------|-------------|---------------|------|------|-------|-----------|
| Average RPI Win:  | 312      | WON-LOST  | WINNING        | LAST 10    | STRENGTH OF | OPP. STRENGTH | TEAM | ADJ. | CONF. | ADJ CONF. |
| Average RPI Loss: | 161      | RECORD    | PCT. RANK      | GAMES      | SCHEDULE    | OF SCHEDULE   | RPI  | RPI  | RPI   | RPI       |
| DIV. I ONLY       | 5- 12    | 279       | 3- 7           | 270        | 296         | 268           | 268  | 25   | 25    |           |
| DIV. I NON-CONF.  | 2- 6     | 280       | 1- 2           | 149        | 253         | 232           | 232  | 25   | 25    |           |
| -----             |          |           |                |            |             |               |      |      |       |           |
| TOTALS            | RPI 1-25 | RPI 26-50 | W-L RECORDS    | RPI 51-100 | RPI 101-999 | RPI 201+      |      |      |       |           |
| 5- 12             | 0- 1     | 0- 1      | OVERALL        | 0- 1       | 5- 9        | 5- 5          |      |      |       |           |
| 0- 6              | 0- 1     | 0- 0      | HOME           | 0- 1       | 0- 4        | 0- 1          |      |      |       |           |
| 5- 5              | 0- 0     | 0- 1      | AWAY           | 0- 0       | 5- 4        | 5- 3          |      |      |       |           |
| 0- 1              | 0- 0     | 0- 0      | NEUTRAL        | 0- 0       | 0- 1        | 0- 1          |      |      |       |           |
| 2- 6              | 0- 1     | 0- 1      | NON-CONFERENCE | 0- 0       | 2- 4        | 2- 2          |      |      |       |           |
| 0- 2              | 0- 1     | 0- 0      | HOME           | 0- 0       | 0- 1        | 0- 0          |      |      |       |           |
| 2- 3              | 0- 0     | 0- 1      | AWAY           | 0- 0       | 2- 2        | 2- 1          |      |      |       |           |
| 0- 1              | 0- 0     | 0- 0      | NEUTRAL        | 0- 0       | 0- 1        | 0- 1          |      |      |       |           |
| 3- 6              | 0- 0     | 0- 0      | CONFERENCE     | 0- 1       | 3- 5        | 3- 3          |      |      |       |           |
| 0- 4              | 0- 0     | 0- 0      | HOME           | 0- 1       | 0- 3        | 0- 1          |      |      |       |           |
| 3- 2              | 0- 0     | 0- 0      | AWAY           | 0- 0       | 3- 2        | 3- 2          |      |      |       |           |
| 0- 0              | 0- 0     | 0- 0      | NEUTRAL        | 0- 0       | 0- 0        | 0- 0          |      |      |       |           |

| RPI 1-25                  |   |                    |       | RPI 26-50 |   |                  |       | RPI 51-100 |   |              |       | RPI 101+ Team's RPI: 268 |   |                    |       |
|---------------------------|---|--------------------|-------|-----------|---|------------------|-------|------------|---|--------------|-------|--------------------------|---|--------------------|-------|
| RPI                       | S | Opponent           | Score | RPI       | S | Opponent         | Score | RPI        | S | Opponent     | Score | RPI                      | S | Opponent           | Score |
| 8                         | H | Baylor             | 43 85 | 27        | A | LSU              | 50 65 | 97         | H | Central Ark. | 48 69 | 108                      | H | Jacksonville       | 61 69 |
|                           |   |                    |       |           |   |                  |       |            |   |              |       | 123                      | H | SFA                | 73 86 |
|                           |   |                    |       |           |   |                  |       |            |   |              |       | 126                      | H | Lamar University   | 61 76 |
|                           |   |                    |       |           |   |                  |       |            |   |              |       | 129                      | A | Iowa St.           | 47 75 |
|                           |   |                    |       |           |   |                  |       |            |   |              |       | 215                      | A | SMU                | 61 68 |
|                           |   |                    |       |           |   |                  |       |            |   |              |       | 239                      | N | Bradley            | 65 75 |
|                           |   |                    |       |           |   |                  |       |            |   |              |       | 262                      | A | A&M-Corpus Christi | 55 76 |
|                           |   |                    |       |           |   |                  |       |            |   |              |       | 286                      | A | McNeese            | 61 54 |
|                           |   |                    |       |           |   |                  |       |            |   |              |       | 295                      | H | Southeastern La.   | 57 66 |
|                           |   |                    |       |           |   |                  |       |            |   |              |       | 300                      | A | Incarate Word      | 62 64 |
|                           |   |                    |       |           |   |                  |       |            |   |              |       | 304                      | A | Northwestern St.   | 79 63 |
|                           |   |                    |       |           |   |                  |       |            |   |              |       | 308                      | A | Jackson St.        | 90 64 |
|                           |   |                    |       |           |   |                  |       |            |   |              |       | 324                      | A | Houston Baptist    | 73 61 |
|                           |   |                    |       |           |   |                  |       |            |   |              |       | 339                      | A | Mississippi Val.   | 62 57 |
| LAST 12 Division I GAMES: |   |                    |       |           |   |                  |       |            |   |              |       |                          |   |                    |       |
| 295                       | H | Southeastern La.   | 57 66 | 123       | H | SFA              | 73 86 |            |   |              |       |                          |   |                    |       |
| 126                       | H | Lamar University   | 61 76 | 300       | A | Incarate Word    | 62 64 |            |   |              |       |                          |   |                    |       |
| 262                       | A | A&M-Corpus Christi | 55 76 | 304       | A | Northwestern St. | 79 63 |            |   |              |       |                          |   |                    |       |
| 97                        | H | Central Ark.       | 48 69 | 129       | A | Iowa St.         | 47 75 |            |   |              |       |                          |   |                    |       |
| 286                       | A | McNeese            | 61 54 | 8         | H | Baylor           | 43 85 |            |   |              |       |                          |   |                    |       |
| 324                       | A | Houston Baptist    | 73 61 | 339       | A | Mississippi Val. | 62 57 |            |   |              |       |                          |   |                    |       |

Non-Div I Games: Spring Hill 78 70 Evangel 72 55 Southern-N. O. 83 45

Nicholls St.

Loss, Non-Conf, S Site, H Home A Away N Neutral



|                   |          |           |                |            |             |               |      |      |       |           |
|-------------------|----------|-----------|----------------|------------|-------------|---------------|------|------|-------|-----------|
| Average RPI Win:  | 290      | WON-LOST  | WINNING        | LAST 10    | STRENGTH OF | OPP. STRENGTH | TEAM | ADJ. | CONF. | ADJ CONF. |
| Average RPI Loss: | 170      | RECORD    | PCT. RANK      | GAMES      | SCHEDULE    | OF SCHEDULE   | RPI  | RPI  | RPI   | RPI       |
| DIV. I ONLY       | 12- 7    | 102       | 8- 2           | 312        | 348         | 206           | 206  | 31   | 31    |           |
| DIV. I NON-CONF.  | 7- 5     | 132       | 5- 0           | 262        | 339         | 187           | 187  | 31   | 31    |           |
| <hr/>             |          |           |                |            |             |               |      |      |       |           |
| TOTALS            | RPI 1-25 | RPI 26-50 | W-L RECORDS    | RPI 51-100 | RPI 101-999 | RPI 201+      |      |      |       |           |
| 12- 7             | 0- 0     | 0- 0      | OVERALL        | 0- 1       | 12- 6       | 11- 3         |      |      |       |           |
| 4- 3              | 0- 0     | 0- 0      | HOME           | 0- 0       | 4- 3        | 4- 1          |      |      |       |           |
| 7- 3              | 0- 0     | 0- 0      | AWAY           | 0- 1       | 7- 2        | 6- 2          |      |      |       |           |
| 1- 1              | 0- 0     | 0- 0      | NEUTRAL        | 0- 0       | 1- 1        | 1- 0          |      |      |       |           |
| 7- 5              | 0- 0     | 0- 0      | NON-CONFERENCE | 0- 1       | 7- 4        | 6- 2          |      |      |       |           |
| 2- 2              | 0- 0     | 0- 0      | HOME           | 0- 0       | 2- 2        | 2- 1          |      |      |       |           |
| 4- 2              | 0- 0     | 0- 0      | AWAY           | 0- 1       | 4- 1        | 3- 1          |      |      |       |           |
| 1- 1              | 0- 0     | 0- 0      | NEUTRAL        | 0- 0       | 1- 1        | 1- 0          |      |      |       |           |
| 5- 2              | 0- 0     | 0- 0      | CONFERENCE     | 0- 0       | 5- 2        | 5- 1          |      |      |       |           |
| 2- 1              | 0- 0     | 0- 0      | HOME           | 0- 0       | 2- 1        | 2- 0          |      |      |       |           |
| 3- 1              | 0- 0     | 0- 0      | AWAY           | 0- 0       | 3- 1        | 3- 1          |      |      |       |           |
| 0- 0              | 0- 0     | 0- 0      | NEUTRAL        | 0- 0       | 0- 0        | 0- 0          |      |      |       |           |

| RPI 1-25                  |   |          |       | RPI 26-50 |   |                    |       | RPI 51-100 |     |          |                | RPI 101+ |     |                      |            | Team's RPI: 206 |    |
|---------------------------|---|----------|-------|-----------|---|--------------------|-------|------------|-----|----------|----------------|----------|-----|----------------------|------------|-----------------|----|
| RPI                       | S | Opponent | Score | RPI       | S | Opponent           | Score | RPI        | S   | Opponent | Score          | RPI      | S   | Opponent             | Score      |                 |    |
|                           |   |          |       |           |   |                    |       | 83         | A   | Navy     | 51             | 70       | 131 | H                    | High Point | 56              | 59 |
|                           |   |          |       |           |   |                    |       |            |     |          |                | 137      | A   | William & Mary       | 80         | 74              |    |
|                           |   |          |       |           |   |                    |       |            |     |          |                | 148      | H   | Bethune-Cookman      | 51         | 58              |    |
|                           |   |          |       |           |   |                    |       |            |     |          |                | 156      | N   | Bowling Green        | 50         | 59              |    |
|                           |   |          |       |           |   |                    |       |            |     |          |                | 212      | A   | N. C. A&T            | 51         | 53              |    |
|                           |   |          |       |           |   |                    |       |            |     |          |                | 222      | A   | East Carolina        | 46         | 51              |    |
|                           |   |          |       |           |   |                    |       |            |     |          |                | 225      | H   | UNCG                 | 64         | 63              |    |
|                           |   |          |       |           |   |                    |       |            |     |          |                | 240      | H   | Loyola Maryland      | 58         | 61              |    |
|                           |   |          |       |           |   |                    |       |            |     |          |                | 258      | A   | Campbell             | 53         | 27              |    |
|                           |   |          |       |           |   |                    |       |            |     |          |                | 279      | N   | St. Francis Brooklyn | 52         | 51              |    |
|                           |   |          |       |           |   |                    |       |            |     |          |                | 281      | H   | Towson               | 86         | 76              |    |
|                           |   |          |       |           |   |                    |       |            |     |          |                | 302      | H   | Coppin St.           | 71         | 57              |    |
|                           |   |          |       |           |   |                    |       |            |     |          |                | 307      | A   | VCU                  | 66         | 52              |    |
|                           |   |          |       |           |   |                    |       |            |     |          |                | 333      | A   | N. C. Central        | 75         | 60              |    |
|                           |   |          |       |           |   |                    |       |            |     |          |                | 334      | A   | South Carolina St.   | 71         | 67              |    |
|                           |   |          |       |           |   |                    |       |            |     |          |                | 336      | A   | Savannah St.         | 78         | 58              |    |
|                           |   |          |       |           |   |                    |       |            |     |          |                | 337      | H   | Florida A&M          | 70         | 49              |    |
|                           |   |          |       |           |   |                    |       |            |     |          |                | 349      | A   | Longwood             | 64         | 45              |    |
| LAST 12 Division I GAMES: |   |          |       |           |   |                    |       |            |     |          |                |          |     |                      |            |                 |    |
|                           |   |          |       | 212       | A | N. C. A&T          | 51    | 53         | 302 | H        | Coppin St.     | 71       | 57  |                      |            |                 |    |
|                           |   |          |       | 337       | H | Florida A&M        | 70    | 49         | 349 | A        | Longwood       | 64       | 45  |                      |            |                 |    |
|                           |   |          |       | 148       | H | Bethune-Cookman    | 51    | 58         | 137 | A        | William & Mary | 80       | 74  |                      |            |                 |    |
|                           |   |          |       | 336       | A | Savannah St.       | 78    | 58         | 258 | A        | Campbell       | 53       | 27  |                      |            |                 |    |
|                           |   |          |       | 334       | A | South Carolina St. | 71    | 67         | 225 | H        | UNCG           | 64       | 63  |                      |            |                 |    |
|                           |   |          |       | 333       | A | N. C. Central      | 75    | 60         | 281 | H        | Towson         | 86       | 76  |                      |            |                 |    |

Non-Div I Games:

Norfolk St.



| Average RPI      | Win:     | 162   | WON-LOST  | WINNING   | LAST 10        | STRENGTH OF | OPP. STRENGTH | TEAM        | ADJ. | CONF.    | ADJ CONF. |
|------------------|----------|-------|-----------|-----------|----------------|-------------|---------------|-------------|------|----------|-----------|
| Average RPI      | Loss:    | 76    | RECORD    | PCT. RANK | GAMES          | SCHEDULE    | OF SCHEDULE   | RPI         | RPI  | RPI      | RPI       |
| DIV. I ONLY      |          | 14- 8 |           | 95        | 4- 6           | 47          | 73            | 82          | 82   | 1        | 1         |
| DIV. I NON-CONF. |          | 10- 3 |           | 51        | 2- 1           | 98          | 269           | 95          | 95   | 1        | 1         |
| -----            |          |       |           |           |                |             |               |             |      |          |           |
| TOTALS           | RPI 1-25 |       | RPI 26-50 |           | W-L RECORDS    | RPI 51-100  |               | RPI 101-999 |      | RPI 201+ |           |
| 14- 8            | 1- 3     |       | 1- 1      |           | OVERALL        | 0- 2        |               | 12- 2       |      | 4- 1     |           |
| 11- 4            | 1- 1     |       | 1- 0      |           | HOME           | 0- 2        |               | 9- 1        |      | 3- 1     |           |
| 1- 4             | 0- 2     |       | 0- 1      |           | AWAY           | 0- 0        |               | 1- 1        |      | 0- 0     |           |
| 2- 0             | 0- 0     |       | 0- 0      |           | NEUTRAL        | 0- 0        |               | 2- 0        |      | 1- 0     |           |
| 10- 3            | 0- 0     |       | 1- 0      |           | NON-CONFERENCE | 0- 2        |               | 9- 1        |      | 4- 1     |           |
| 8- 3             | 0- 0     |       | 1- 0      |           | HOME           | 0- 2        |               | 7- 1        |      | 3- 1     |           |
| 0- 0             | 0- 0     |       | 0- 0      |           | AWAY           | 0- 0        |               | 0- 0        |      | 0- 0     |           |
| 2- 0             | 0- 0     |       | 0- 0      |           | NEUTRAL        | 0- 0        |               | 2- 0        |      | 1- 0     |           |
| 4- 5             | 1- 3     |       | 0- 1      |           | CONFERENCE     | 0- 0        |               | 3- 1        |      | 0- 0     |           |
| 3- 1             | 1- 1     |       | 0- 0      |           | HOME           | 0- 0        |               | 2- 0        |      | 0- 0     |           |
| 1- 4             | 0- 2     |       | 0- 1      |           | AWAY           | 0- 0        |               | 1- 1        |      | 0- 0     |           |
| 0- 0             | 0- 0     |       | 0- 0      |           | NEUTRAL        | 0- 0        |               | 0- 0        |      | 0- 0     |           |

| RPI 1-25                  |   |             |        | RPI 26-50 |   |                |        | RPI 51-100 |   |            |       | Team's RPI: 82 | RPI 101+ |   |                 |       |
|---------------------------|---|-------------|--------|-----------|---|----------------|--------|------------|---|------------|-------|----------------|----------|---|-----------------|-------|
| RPI                       | S | Opponent    | Score  | RPI       | S | Opponent       | Score  | RPI        | S | Opponent   | Score |                | RPI      | S | Opponent        | Score |
| 2                         | A | Notre Dame  | 62 94  | 31        | A | Virginia       | 70 82  | 62         | H | Mercer     | 86 97 |                | 102      | A | Wake Forest     | 79 76 |
| 7                         | A | Florida St. | 65 103 | 50        | H | Minnesota      | 88 83  | 89         | H | South Ala. | 84 85 |                | 127      | H | Colorado        | 87 80 |
| 13                        | H | NC State    | 53 66  |           |   |                |        |            |   |            |       |                | 135      | H | Clemson         | 59 52 |
| 14                        | H | Duke        | 92 86  |           |   |                |        |            |   |            |       |                | 138      | H | Hartford        | 90 70 |
|                           |   |             |        |           |   |                |        |            |   |            |       |                | 140      | H | Pittsburgh      | 68 67 |
|                           |   |             |        |           |   |                |        |            |   |            |       |                | 142      | N | Washington      | 90 78 |
|                           |   |             |        |           |   |                |        |            |   |            |       |                | 175      | H | Furman          | 84 56 |
|                           |   |             |        |           |   |                |        |            |   |            |       |                | 185      | H | Radford         | 79 46 |
|                           |   |             |        |           |   |                |        |            |   |            |       |                | 198      | A | Boston College  | 64 77 |
|                           |   |             |        |           |   |                |        |            |   |            |       |                | 205      | H | Hampton         | 66 70 |
|                           |   |             |        |           |   |                |        |            |   |            |       |                | 254      | N | Grambling       | 79 63 |
|                           |   |             |        |           |   |                |        |            |   |            |       |                | 256      | H | Presbyterian    | 91 56 |
|                           |   |             |        |           |   |                |        |            |   |            |       |                | 271      | H | Appalachian St. | 56 43 |
|                           |   |             |        |           |   |                |        |            |   |            |       |                | 278      | H | UNCW            | 86 60 |
| LAST 12 Division I GAMES: |   |             |        |           |   |                |        |            |   |            |       |                |          |   |                 |       |
| 2                         | A | Notre Dame  | 62 94  | 140       | H | Pittsburgh     | 68 67  |            |   |            |       |                |          |   |                 |       |
| 31                        | A | Virginia    | 70 82  | 198       | A | Boston College | 64 77  |            |   |            |       |                |          |   |                 |       |
| 14                        | H | Duke        | 92 86  | 7         | A | Florida St.    | 65 103 |            |   |            |       |                |          |   |                 |       |
| 13                        | H | NC State    | 53 66  | 62        | H | Mercer         | 86 97  |            |   |            |       |                |          |   |                 |       |
| 102                       | A | Wake Forest | 79 76  | 254       | N | Grambling      | 79 63  |            |   |            |       |                |          |   |                 |       |
| 135                       | H | Clemson     | 59 52  | 142       | N | Washington     | 90 78  |            |   |            |       |                |          |   |                 |       |

Non-Div I Games:

North Carolina



|                   |          |           |                |            |             |               |      |      |       |           |
|-------------------|----------|-----------|----------------|------------|-------------|---------------|------|------|-------|-----------|
| Average RPI Win:  | 198      | WON-LOST  | WINNING        | LAST 10    | STRENGTH OF | OPP. STRENGTH | TEAM | ADJ. | CONF. | ADJ CONF. |
| Average RPI Loss: | 126      | RECORD    | PCT. RANK      | GAMES      | SCHEDULE    | OF SCHEDULE   | RPI  | RPI  | RPI   | RPI       |
| DIV. I ONLY       | 8- 11    | 222       | 3- 7           | 58         | 239         | 154           | 154  | 19   | 19    |           |
| DIV. I NON-CONF.  | 5- 4     | 146       | 0- 1           | 58         | 184         | 66            | 66   | 14   | 14    |           |
| -----             |          |           |                |            |             |               |      |      |       |           |
| TOTALS            | RPI 1-25 | RPI 26-50 | W-L RECORDS    | RPI 51-100 | RPI 101-999 | RPI 201+      |      |      |       |           |
| 8- 11             | 0- 1     | 1- 2      | OVERALL        | 0- 1       | 7- 7        | 4- 2          |      |      |       |           |
| 6- 2              | 0- 0     | 1- 0      | HOME           | 0- 0       | 5- 2        | 3- 1          |      |      |       |           |
| 1- 9              | 0- 1     | 0- 2      | AWAY           | 0- 1       | 1- 5        | 1- 1          |      |      |       |           |
| 1- 0              | 0- 0     | 0- 0      | NEUTRAL        | 0- 0       | 1- 0        | 0- 0          |      |      |       |           |
| 5- 4              | 0- 1     | 0- 2      | NON-CONFERENCE | 0- 1       | 5- 0        | 3- 0          |      |      |       |           |
| 3- 0              | 0- 0     | 0- 0      | HOME           | 0- 0       | 3- 0        | 2- 0          |      |      |       |           |
| 1- 4              | 0- 1     | 0- 2      | AWAY           | 0- 1       | 1- 0        | 1- 0          |      |      |       |           |
| 1- 0              | 0- 0     | 0- 0      | NEUTRAL        | 0- 0       | 1- 0        | 0- 0          |      |      |       |           |
| 3- 7              | 0- 0     | 1- 0      | CONFERENCE     | 0- 0       | 2- 7        | 1- 2          |      |      |       |           |
| 3- 2              | 0- 0     | 1- 0      | HOME           | 0- 0       | 2- 2        | 1- 1          |      |      |       |           |
| 0- 5              | 0- 0     | 0- 0      | AWAY           | 0- 0       | 0- 5        | 0- 1          |      |      |       |           |
| 0- 0              | 0- 0     | 0- 0      | NEUTRAL        | 0- 0       | 0- 0        | 0- 0          |      |      |       |           |

| RPI 1-25                     |   |               |        | RPI 26-50 |   |                  |       | RPI 51-100 |   |                  |       | RPI 101+ Team's RPI: 154 |   |                    |       |
|------------------------------|---|---------------|--------|-----------|---|------------------|-------|------------|---|------------------|-------|--------------------------|---|--------------------|-------|
| RPI                          | S | Opponent      | Score  | RPI       | S | Opponent         | Score | RPI        | S | Opponent         | Score | RPI                      | S | Opponent           | Score |
| 8                            | A | Bayl or       | 43 105 | 38        | A | Oregon St.       | 55 65 | 69         | A | South Dakota     | 71 76 | 126                      | N | Lamar Uni versi ty | 73 70 |
|                              |   |               |        | 39        | H | Northern Colo.   | 78 70 |            |   |                  |       | 133                      | A | Weber St.          | 69 80 |
|                              |   |               |        | 44        | A | South Dakota St. | 52 66 |            |   |                  |       | 139                      | H | UNI                | 80 72 |
|                              |   |               |        |           |   |                  |       |            |   |                  |       | 146                      | A | Idaho              | 75 80 |
|                              |   |               |        |           |   |                  |       |            |   |                  |       | 146                      | H | Idaho              | 64 78 |
|                              |   |               |        |           |   |                  |       |            |   |                  |       | 160                      | A | Idaho St.          | 46 57 |
|                              |   |               |        |           |   |                  |       |            |   |                  |       | 201                      | A | Montana St.        | 56 72 |
|                              |   |               |        |           |   |                  |       |            |   |                  |       | 201                      | H | Montana St.        | 79 70 |
|                              |   |               |        |           |   |                  |       |            |   |                  |       | 203                      | A | Eastern Wash.      | 70 74 |
|                              |   |               |        |           |   |                  |       |            |   |                  |       | 203                      | H | Eastern Wash.      | 81 79 |
|                              |   |               |        |           |   |                  |       |            |   |                  |       | 233                      | H | Montana            | 43 54 |
|                              |   |               |        |           |   |                  |       |            |   |                  |       | 266                      | H | North Dakota St.   | 79 68 |
|                              |   |               |        |           |   |                  |       |            |   |                  |       | 294                      | H | Massachusetts      | 82 52 |
|                              |   |               |        |           |   |                  |       |            |   |                  |       | 316                      | A | UTSA               | 60 47 |
| LAST 12 Di vi si on I GAMES: |   |               |        |           |   |                  |       |            |   |                  |       |                          |   |                    |       |
| 201                          | A | Montana St.   | 56 72  | 201       | H | Montana St.      | 79 70 | 233        | H | Montana          | 43 54 |                          |   |                    |       |
| 146                          | H | Idaho         | 64 78  | 203       | A | Eastern Wash.    | 70 74 | 146        | A | Idaho            | 75 80 |                          |   |                    |       |
| 203                          | H | Eastern Wash. | 81 79  | 39        | H | Northern Colo.   | 78 70 | 69         | A | South Dakota     | 71 76 |                          |   |                    |       |
|                              | A | Weber St.     | 69 80  | 160       | A | Idaho St.        | 46 57 | 266        | H | North Dakota St. | 79 68 |                          |   |                    |       |

Non-Div I Games: Mayville St. 82 54 Southwest Minn. St. 85 62

North Dakota



|                   |          |           |                |            |             |               |      |      |       |           |
|-------------------|----------|-----------|----------------|------------|-------------|---------------|------|------|-------|-----------|
| Average RPI Win:  | 313      | WON-LOST  | WINNING        | LAST 10    | STRENGTH OF | OPP. STRENGTH | TEAM | ADJ. | CONF. | ADJ CONF. |
| Average RPI Loss: | 138      | RECORD    | PCT. RANK      | GAMES      | SCHEDULE    | OF SCHEDULE   | RPI  | RPI  | RPI   | RPI       |
| DIV. I ONLY       | 5- 14    | 293       | 1- 8           | 170        | 250         | 266           | 266  | 14   | 14    |           |
| DIV. I NON-CONF.  | 4- 7     | 226       | 1- 2           | 276        | 316         | 272           | 272  | 16   | 16    |           |
| -----             |          |           |                |            |             |               |      |      |       |           |
| TOTALS            | RPI 1-25 | RPI 26-50 | W-L RECORDS    | RPI 51-100 | RPI 101-999 | RPI 201+      |      |      |       |           |
| 5- 14             | 0- 0     | 0- 2      | OVERALL        | 0- 4       | 5- 8        | 5- 2          |      |      |       |           |
| 3- 4              | 0- 0     | 0- 1      | HOME           | 0- 1       | 3- 2        | 3- 1          |      |      |       |           |
| 1- 9              | 0- 0     | 0- 1      | AWAY           | 0- 2       | 1- 6        | 1- 1          |      |      |       |           |
| 1- 1              | 0- 0     | 0- 0      | NEUTRAL        | 0- 1       | 1- 0        | 1- 0          |      |      |       |           |
| 4- 7              | 0- 0     | 0- 0      | NON-CONFERENCE | 0- 3       | 4- 4        | 4- 1          |      |      |       |           |
| 2- 2              | 0- 0     | 0- 0      | HOME           | 0- 0       | 2- 2        | 2- 1          |      |      |       |           |
| 1- 4              | 0- 0     | 0- 0      | AWAY           | 0- 2       | 1- 2        | 1- 0          |      |      |       |           |
| 1- 1              | 0- 0     | 0- 0      | NEUTRAL        | 0- 1       | 1- 0        | 1- 0          |      |      |       |           |
| 1- 7              | 0- 0     | 0- 2      | CONFERENCE     | 0- 1       | 1- 4        | 1- 1          |      |      |       |           |
| 1- 2              | 0- 0     | 0- 1      | HOME           | 0- 1       | 1- 0        | 1- 0          |      |      |       |           |
| 0- 5              | 0- 0     | 0- 1      | AWAY           | 0- 0       | 0- 4        | 0- 1          |      |      |       |           |
| 0- 0              | 0- 0     | 0- 0      | NEUTRAL        | 0- 0       | 0- 0        | 0- 0          |      |      |       |           |

| RPI 1-25                  |   |          |       | RPI 26-50 |   |                  |       | RPI 51-100 |   |                  |       | RPI 101+ |   |               |        | Team's RPI: 266 |
|---------------------------|---|----------|-------|-----------|---|------------------|-------|------------|---|------------------|-------|----------|---|---------------|--------|-----------------|
| RPI                       | S | Opponent | Score | RPI       | S | Opponent         | Score | RPI        | S | Opponent         | Score | RPI      | S | Opponent      | Score  |                 |
|                           |   |          |       | 44        | A | South Dakota St. | 63 83 | 69         | H | South Dakota     | 67 82 | 116      | A | Western Ill.  | 72 97  |                 |
|                           |   |          |       | 44        | H | South Dakota St. | 64 85 | 83         | A | Navy             | 54 67 | 127      | A | Colorado      | 59 108 |                 |
|                           |   |          |       |           |   |                  |       | 96         | A | Milwaukee        | 38 74 | 154      | A | North Dakota  | 68 79  |                 |
|                           |   |          |       |           |   |                  |       | 97         | N | Central Ark.     | 45 68 | 163      | H | Cal Poly      | 69 73  |                 |
|                           |   |          |       |           |   |                  |       |            |   |                  |       | 192      | A | Denver        | 79 98  |                 |
|                           |   |          |       |           |   |                  |       |            |   |                  |       | 194      | A | Oral Roberts  | 48 71  |                 |
|                           |   |          |       |           |   |                  |       |            |   |                  |       | 235      | A | Omaha         | 67 80  |                 |
|                           |   |          |       |           |   |                  |       |            |   |                  |       | 287      | A | FIU           | 71 68  |                 |
|                           |   |          |       |           |   |                  |       |            |   |                  |       | 294      | H | Massachusetts | 82 70  |                 |
|                           |   |          |       |           |   |                  |       |            |   |                  |       | 309      | H | Fort Wayne    | 72 56  |                 |
|                           |   |          |       |           |   |                  |       |            |   |                  |       | 317      | H | UTRGV         | 79 82  |                 |
|                           |   |          |       |           |   |                  |       |            |   |                  |       | 332      | N | UMBC          | 67 53  |                 |
|                           |   |          |       |           |   |                  |       |            |   |                  |       | 344      | H | NJIT          | 105 58 |                 |
| LAST 12 Division I GAMES: |   |          |       |           |   |                  |       |            |   |                  |       |          |   |               |        |                 |
|                           |   |          |       | 44        | H | South Dakota St. | 64 85 | 44         | A | South Dakota St. | 63 83 |          |   |               |        |                 |
|                           |   |          |       | 116       | A | Western Ill.     | 72 97 | 69         | H | South Dakota     | 67 82 |          |   |               |        |                 |
|                           |   |          |       | 235       | A | Omaha            | 67 80 | 97         | N | Central Ark.     | 45 68 |          |   |               |        |                 |
|                           |   |          |       | 309       | H | Fort Wayne       | 72 56 | 287        | A | FIU              | 71 68 |          |   |               |        |                 |
|                           |   |          |       | 192       | A | Denver           | 79 98 | 163        | H | Cal Poly         | 69 73 |          |   |               |        |                 |
|                           |   |          |       | 194       | A | Oral Roberts     | 48 71 | 154        | A | North Dakota     | 68 79 |          |   |               |        |                 |

Non-Div I Games: Valley City St. 67 58 Mayville St. 87 43 Dakota St. 97 42

North Dakota St.



|                   |          |           |                |            |             |               |      |      |       |           |
|-------------------|----------|-----------|----------------|------------|-------------|---------------|------|------|-------|-----------|
| Average RPI Win:  | 228      | WON-LOST  | WINNING        | LAST 10    | STRENGTH OF | OPP. STRENGTH | TEAM | ADJ. | CONF. | ADJ CONF. |
| Average RPI Loss: | 165      | RECORD    | PCT. RANK      | GAMES      | SCHEDULE    | OF SCHEDULE   | RPI  | RPI  | RPI   | RPI       |
| DIV. I ONLY       | 7- 12    | 249       | 3- 6           | 181        | 214         | 230           | 230  | 22   | 22    |           |
| DIV. I NON-CONF.  | 4- 8     | 239       | 1- 3           | 120        | 192         | 190           | 190  | 21   | 21    |           |
| -----             |          |           |                |            |             |               |      |      |       |           |
| TOTALS            | RPI 1-25 | RPI 26-50 | W-L RECORDS    | RPI 51-100 | RPI 101-999 | RPI 201+      |      |      |       |           |
| 7- 12             | 0- 2     | 1- 2      | OVERALL        | 0- 0       | 6- 8        | 5- 5          |      |      |       |           |
| 4- 3              | 0- 0     | 1- 0      | HOME           | 0- 0       | 3- 3        | 2- 2          |      |      |       |           |
| 3- 8              | 0- 2     | 0- 2      | AWAY           | 0- 0       | 3- 4        | 3- 2          |      |      |       |           |
| 0- 1              | 0- 0     | 0- 0      | NEUTRAL        | 0- 0       | 0- 1        | 0- 1          |      |      |       |           |
| 4- 8              | 0- 2     | 0- 2      | NON-CONFERENCE | 0- 0       | 4- 4        | 3- 3          |      |      |       |           |
| 2- 1              | 0- 0     | 0- 0      | HOME           | 0- 0       | 2- 1        | 1- 1          |      |      |       |           |
| 2- 6              | 0- 2     | 0- 2      | AWAY           | 0- 0       | 2- 2        | 2- 1          |      |      |       |           |
| 0- 1              | 0- 0     | 0- 0      | NEUTRAL        | 0- 0       | 0- 1        | 0- 1          |      |      |       |           |
| 3- 4              | 0- 0     | 1- 0      | CONFERENCE     | 0- 0       | 2- 4        | 2- 2          |      |      |       |           |
| 2- 2              | 0- 0     | 1- 0      | HOME           | 0- 0       | 1- 2        | 1- 1          |      |      |       |           |
| 1- 2              | 0- 0     | 0- 0      | AWAY           | 0- 0       | 1- 2        | 1- 1          |      |      |       |           |
| 0- 0              | 0- 0     | 0- 0      | NEUTRAL        | 0- 0       | 0- 0        | 0- 0          |      |      |       |           |

| RPI 1-25                  |   |             |        | RPI 26-50 |   |               |       | RPI 51-100 |   |                    |       | RPI 101+ Team's RPI: 230 |   |                    |       |
|---------------------------|---|-------------|--------|-----------|---|---------------|-------|------------|---|--------------------|-------|--------------------------|---|--------------------|-------|
| RPI                       | S | Opponent    | Score  | RPI       | S | Opponent      | Score | RPI        | S | Opponent           | Score | RPI                      | S | Opponent           | Score |
| 7                         | A | Florida St. | 51 109 | 32        | A | Michigan      | 34 79 |            |   |                    |       | 108                      | H | Jacksonville       | 48 66 |
| 17                        | A | Georgia     | 37 75  | 40        | A | West Virginia | 59 87 |            |   |                    |       | 148                      | H | Bethune-Cookman    | 70 63 |
|                           |   |             |        | 42        | H | FGCU          | 75 73 |            |   |                    |       | 169                      | A | Stetson            | 55 68 |
|                           |   |             |        |           |   |               |       |            |   |                    |       | 179                      | A | Fla. Atlantic      | 75 83 |
|                           |   |             |        |           |   |               |       |            |   |                    |       | 220                      | A | Morehead St.       | 61 56 |
|                           |   |             |        |           |   |               |       |            |   |                    |       | 251                      | H | Lipscomb           | 69 73 |
|                           |   |             |        |           |   |               |       |            |   |                    |       | 255                      | H | Col. of Charleston | 69 73 |
|                           |   |             |        |           |   |               |       |            |   |                    |       | 257                      | H | Northern Ky.       | 58 50 |
|                           |   |             |        |           |   |               |       |            |   |                    |       | 280                      | H | Kennesaw St.       | 77 72 |
|                           |   |             |        |           |   |               |       |            |   |                    |       | 283                      | A | Wofford            | 57 69 |
|                           |   |             |        |           |   |               |       |            |   |                    |       | 297                      | N | Monmouth           | 57 67 |
|                           |   |             |        |           |   |               |       |            |   |                    |       | 313                      | A | USC Upstate        | 65 61 |
|                           |   |             |        |           |   |               |       |            |   |                    |       | 337                      | A | Florida A&M        | 77 68 |
|                           |   |             |        |           |   |               |       |            |   |                    |       | 344                      | A | NJIT               | 65 75 |
| -----                     |   |             |        |           |   |               |       |            |   |                    |       |                          |   |                    |       |
| LAST 12 Division I GAMES: |   |             |        |           |   |               |       |            |   |                    |       |                          |   |                    |       |
|                           |   |             |        | 42        | H | FGCU          | 75 73 | 108        | H | Jacksonville       | 48 66 |                          |   |                    |       |
|                           |   |             |        | 169       | A | Stetson       | 55 68 | 283        | A | Wofford            | 57 69 |                          |   |                    |       |
|                           |   |             |        | 344       | A | NJIT          | 65 75 | 17         | A | Georgia            | 37 75 |                          |   |                    |       |
|                           |   |             |        | 313       | A | USC Upstate   | 65 61 | 257        | H | Northern Ky.       | 58 50 |                          |   |                    |       |
|                           |   |             |        | 251       | H | Lipscomb      | 69 73 | 255        | H | Col. of Charleston | 69 73 |                          |   |                    |       |
|                           |   |             |        | 280       | H | Kennesaw St.  | 77 72 | 32         | A | Michigan           | 34 79 |                          |   |                    |       |

Non-Div I Games: Warner 74 38 Edward Waters 73 47 Webber Int'l 81 53

North Florida



Average RPI Win: 251  
Average RPI Loss: 127

WON-LOST  
RECORD

WINNING  
PCT. RANK

LAST 10  
GAMES

STRENGTH OF  
SCHEDULE

OPP. STRENGTH  
OF SCHEDULE













































TEAM  
RPI

ADJ.  
RPI

CONF.  
RPI





ADJ CONF.  
RPI

|                  |          |           |                |            |             |          |     |    |    |
|------------------|----------|-----------|----------------|------------|-------------|----------|-----|----|----|
| DIV. I ONLY      | 8- 9     | 204       | 3- 6           | 255        | 145         | 238      | 238 | 18 | 18 |
| DIV. I NON-CONF. | 6- 3     | 87        | 2- 1           | 343        | 71          | 234      | 234 | 19 | 19 |
| TOTALS           | RPI 1-25 | RPI 26-50 | W-L RECORDS    | RPI 51-100 | RPI 101-999 | RPI 201+ |     |    |    |
| 8- 9             | 0- 0     | 0- 1      | OVERALL        | 0- 3       | 8- 5        | 6- 1     |     |    |    |
| 5- 4             | 0- 0     | 0- 1      | HOME           | 0- 1       | 5- 2        | 3- 0     |     |    |    |
| 1- 5             | 0- 0     | 0- 0      | AWAY           | 0- 2       | 1- 3        | 1- 1     |     |    |    |
| 2- 0             | 0- 0     | 0- 0      | NEUTRAL        | 0- 0       | 2- 0        | 2- 0     |     |    |    |
| 6- 3             | 0- 0     | 0- 0      | NON-CONFERENCE | 0- 2       | 6- 1        | 5- 1     |     |    |    |
| 3- 1             | 0- 0     | 0- 0      | HOME           | 0- 1       | 3- 0        | 2- 0     |     |    |    |
| 1- 2             | 0- 0     | 0- 0      | AWAY           | 0- 1       | 1- 1        | 1- 1     |     |    |    |
| 2- 0             | 0- 0     | 0- 0      | NEUTRAL        | 0- 0       | 2- 0        | 2- 0     |     |    |    |
| 2- 6             | 0- 0     | 0- 1      | CONFERENCE     | 0- 1       | 2- 4        | 1- 0     |     |    |    |
| 2- 3             | 0- 0     | 0- 1      | HOME           | 0- 0       | 2- 2        | 1- 0     |     |    |    |
| 0- 3             | 0- 0     | 0- 0      | AWAY           | 0- 1       | 0- 2        | 0- 0     |     |    |    |
| 0- 0             | 0- 0     | 0- 0      | NEUTRAL        | 0- 0       | 0- 0        | 0- 0     |     |    |    |

| RPI S Opponent                                                                                       | Score                                                                                      | RPI S Opponent                                                                                         | Score                                                                                       | RPI S Opponent                                                                                           | Score                                                                                       | RPI S Opponent                                                                                         | Score                                                                                     | Team's RPI: 238 |
|------------------------------------------------------------------------------------------------------|--------------------------------------------------------------------------------------------|--------------------------------------------------------------------------------------------------------|---------------------------------------------------------------------------------------------|----------------------------------------------------------------------------------------------------------|---------------------------------------------------------------------------------------------|--------------------------------------------------------------------------------------------------------|-------------------------------------------------------------------------------------------|-----------------|
| 46  Western Ky.     | 65  79   | 72  Indiana         | 63  68   | 109  Rice             | 49  50   | 115  UTEP           | 48  50 |                 |
|                                                                                                      |                                                                                            | 77  Kansas St.      | 54  55   | 130  Middle Tenn.     | 48  56   | 162  Tulsa          | 66 43                                                                                     |                 |
|                                                                                                      |                                                                                            | 84  UAB             | 52  68   | 174  Charlotte        | 73 68                                                                                       | 189  Louisiana Tech | 53  61 |                 |
|                                                                                                      |                                                                                            |                                                                                                        |                                                                                             | 215  SMU              | 47 40                                                                                       | 228  La Salle       | 70 44                                                                                     |                 |
|                                                                                                      |                                                                                            |                                                                                                        |                                                                                             | 273 N Coastal Caro.                                                                                      | 50 34                                                                                       | 293 N Detroit Mercy                                                                                    | 63 57                                                                                     |                 |
|                                                                                                      |                                                                                            |                                                                                                        |                                                                                             | 318  Old Dominion     | 63 46                                                                                       | 319  Ill. -Chicago  | 67  70 |                 |
|                                                                                                      |                                                                                            |                                                                                                        |                                                                                             | 345  Eastern Ill.     | 63 61                                                                                       |                                                                                                        |                                                                                           |                 |
| LAST 12 Division I GAMES:                                                                            |                                                                                            |                                                                                                        |                                                                                             |                                                                                                          |                                                                                             |                                                                                                        |                                                                                           |                 |
| 115  UTEP         | 48  50 | 109  Rice         | 49  50 | 189  Louisiana Tech | 53  61 |                                                                                                        |                                                                                           |                 |
| 46  Western Ky.   | 65  79 | 345  Eastern Ill. | 63 61                                                                                       | 319  Ill. -Chicago  | 67  70 |                                                                                                        |                                                                                           |                 |
| 84  UAB           | 52  68 | 228  La Salle     | 70 44                                                                                       | 72  Indiana         | 63  68 |                                                                                                        |                                                                                           |                 |
| 130  Middle Tenn. | 48  56 |                                                                                                        |                                                                                             |                                                                                                          |                                                                                             |                                                                                                        |                                                                                           |                 |
| 174  Charlotte    | 73 68                                                                                      |                                                                                                        |                                                                                             |                                                                                                          |                                                                                             |                                                                                                        |                                                                                           |                 |
| 318  Old Dominion | 63 46                                                                                      |                                                                                                        |                                                                                             |                                                                                                          |                                                                                             |                                                                                                        |                                                                                           |                 |

Non-Div I Games: Mid-Amer. Christian 86 52 Tex. A&M Int'l 64 38 Okla. Panhandle 63 41

North Texas

 Loss,  Non-Conf, S Site,  Home  Away N Neutral



|                   |          |           |                |            |             |               |      |      |       |           |
|-------------------|----------|-----------|----------------|------------|-------------|---------------|------|------|-------|-----------|
| Average RPI Win:  | 235      | WON-LOST  | WINNING        | LAST 10    | STRENGTH OF | OPP. STRENGTH | TEAM | ADJ. | CONF. | ADJ CONF. |
| Average RPI Loss: | 120      | RECORD    | PCT. RANK      | GAMES      | SCHEDULE    | OF SCHEDULE   | RPI  | RPI  | RPI   | RPI       |
| DIV. I ONLY       | 10- 10   | 165       | 5- 5           | 131        | 232         | 155           | 155  | 10   | 10    |           |
| DIV. I NON-CONF.  | 5- 6     | 187       | 2- 1           | 210        | 313         | 223           | 223  | 12   | 12    |           |
| -----             |          |           |                |            |             |               |      |      |       |           |
| TOTALS            | RPI 1-25 | RPI 26-50 | W-L RECORDS    | RPI 51-100 | RPI 101-999 | RPI 201+      |      |      |       |           |
| 10- 10            | 0- 0     | 0- 3      | OVERALL        | 0- 3       | 10- 4       | 7- 1          |      |      |       |           |
| 4- 4              | 0- 0     | 0- 1      | HOME           | 0- 2       | 4- 1        | 2- 0          |      |      |       |           |
| 5- 4              | 0- 0     | 0- 1      | AWAY           | 0- 1       | 5- 2        | 4- 0          |      |      |       |           |
| 1- 2              | 0- 0     | 0- 1      | NEUTRAL        | 0- 0       | 1- 1        | 1- 1          |      |      |       |           |
| 5- 6              | 0- 0     | 0- 1      | NON-CONFERENCE | 0- 1       | 5- 4        | 4- 1          |      |      |       |           |
| 2- 2              | 0- 0     | 0- 0      | HOME           | 0- 1       | 2- 1        | 1- 0          |      |      |       |           |
| 2- 2              | 0- 0     | 0- 0      | AWAY           | 0- 0       | 2- 2        | 2- 0          |      |      |       |           |
| 1- 2              | 0- 0     | 0- 1      | NEUTRAL        | 0- 0       | 1- 1        | 1- 1          |      |      |       |           |
| 5- 4              | 0- 0     | 0- 2      | CONFERENCE     | 0- 2       | 5- 0        | 3- 0          |      |      |       |           |
| 2- 2              | 0- 0     | 0- 1      | HOME           | 0- 1       | 2- 0        | 1- 0          |      |      |       |           |
| 3- 2              | 0- 0     | 0- 1      | AWAY           | 0- 1       | 3- 0        | 2- 0          |      |      |       |           |
| 0- 0              | 0- 0     | 0- 0      | NEUTRAL        | 0- 0       | 0- 0        | 0- 0          |      |      |       |           |

| RPI 1-25                  |   |          |       | RPI 26-50 |   |                    |       | RPI 51-100 |   |                |       | RPI 101+ |   |                    |       | Team's RPI: 155 |  |
|---------------------------|---|----------|-------|-----------|---|--------------------|-------|------------|---|----------------|-------|----------|---|--------------------|-------|-----------------|--|
| RPI                       | S | Opponent | Score | RPI       | S | Opponent           | Score | RPI        | S | Opponent       | Score | RPI      | S | Opponent           | Score |                 |  |
|                           |   |          |       | 47        | A | Drexel             | 50 58 | 70         | H | Harvard        | 69 79 | 119      | A | Delaware           | 64 53 |                 |  |
|                           |   |          |       | 47        | H | Drexel             | 58 69 | 73         | A | Elon           | 71 78 | 137      | H | William & Mary     | 64 46 |                 |  |
|                           |   |          |       | 49        | N | Houston            | 64 72 | 90         | H | James Madison  | 57 60 | 181      | A | New Hampshire      | 50 65 |                 |  |
|                           |   |          |       |           |   |                    |       |            |   |                |       | 182      | H | Marist             | 78 72 |                 |  |
|                           |   |          |       |           |   |                    |       |            |   |                |       | 186      | H | Providence         | 95 98 |                 |  |
|                           |   |          |       |           |   |                    |       |            |   |                |       | 190      | A | Boston U.          | 73 74 |                 |  |
|                           |   |          |       |           |   |                    |       |            |   |                |       | 248      | N | New Mexico St.     | 65 64 |                 |  |
|                           |   |          |       |           |   |                    |       |            |   |                |       | 255      | H | Col. of Charleston | 59 37 |                 |  |
|                           |   |          |       |           |   |                    |       |            |   |                |       | 259      | H | Fairfield          | 63 43 |                 |  |
|                           |   |          |       |           |   |                    |       |            |   |                |       | 267      | N | Illinois St.       | 55 65 |                 |  |
|                           |   |          |       |           |   |                    |       |            |   |                |       | 278      | A | UNCW               | 54 47 |                 |  |
|                           |   |          |       |           |   |                    |       |            |   |                |       | 281      | A | Towson             | 70 61 |                 |  |
|                           |   |          |       |           |   |                    |       |            |   |                |       | 292      | A | Vermont            | 71 66 |                 |  |
|                           |   |          |       |           |   |                    |       |            |   |                |       | 294      | A | Massachusetts      | 64 54 |                 |  |
| LAST 12 Division I GAMES: |   |          |       |           |   |                    |       |            |   |                |       |          |   |                    |       |                 |  |
|                           |   |          |       | 47        | A | Drexel             | 50 58 | 278        | A | UNCW           | 54 47 |          |   |                    |       |                 |  |
|                           |   |          |       | 119       | A | Delaware           | 64 53 | 90         | H | James Madison  | 57 60 |          |   |                    |       |                 |  |
|                           |   |          |       | 137       | H | William & Mary     | 64 46 | 281        | A | Towson         | 70 61 |          |   |                    |       |                 |  |
|                           |   |          |       | 47        | H | Drexel             | 58 69 | 267        | N | Illinois St.   | 55 65 |          |   |                    |       |                 |  |
|                           |   |          |       | 255       | H | Col. of Charleston | 59 37 | 248        | N | New Mexico St. | 65 64 |          |   |                    |       |                 |  |
|                           |   |          |       | 73        | A | Elon               | 71 78 | 292        | A | Vermont        | 71 66 |          |   |                    |       |                 |  |

Non-Div I Games:

Northeastern



| Average RPI      |      | Win: 202 | WON-LOST RECORD | WINNING PCT. RANK | LAST 10 GAMES | STRENGTH OF SCHEDULE | OPP. STRENGTH OF SCHEDULE | TEAM RPI | ADJ. RPI | CONF. RPI | ADJ. CONF. RPI |
|------------------|------|----------|-----------------|-------------------|---------------|----------------------|---------------------------|----------|----------|-----------|----------------|
| Loss: 204        |      |          |                 |                   |               |                      |                           |          |          |           |                |
| DIV. I ONLY      |      | 3- 17    | 319             | 1- 9              | 208           | 335                  | 328                       | 328      | 19       | 19        |                |
| DIV. I NON-CONF. |      | 2- 8     | 290             | 0- 2              | 251           | 327                  | 326                       | 326      | 14       | 14        |                |
| TOTALS           |      | RPI 1-25 | RPI 26-50       | W-L RECORDS       |               | RPI 51-100           | RPI 101-999               | RPI 201+ |          |           |                |
| 3- 17            | 0- 0 | 0- 0     | OVERALL         | 0- 0              | 3- 17         | 1- 9                 |                           |          |          |           |                |
| 2- 8             | 0- 0 | 0- 0     | HOME            | 0- 0              | 2- 8          | 1- 4                 |                           |          |          |           |                |
| 0- 9             | 0- 0 | 0- 0     | AWAY            | 0- 0              | 0- 9          | 0- 5                 |                           |          |          |           |                |
| 1- 0             | 0- 0 | 0- 0     | NEUTRAL         | 0- 0              | 1- 0          | 0- 0                 |                           |          |          |           |                |
| 2- 8             | 0- 0 | 0- 0     | NON-CONFERENCE  | 0- 0              | 2- 8          | 1- 5                 |                           |          |          |           |                |
| 1- 4             | 0- 0 | 0- 0     | HOME            | 0- 0              | 1- 4          | 1- 2                 |                           |          |          |           |                |
| 0- 4             | 0- 0 | 0- 0     | AWAY            | 0- 0              | 0- 4          | 0- 3                 |                           |          |          |           |                |
| 1- 0             | 0- 0 | 0- 0     | NEUTRAL         | 0- 0              | 1- 0          | 0- 0                 |                           |          |          |           |                |
| 1- 9             | 0- 0 | 0- 0     | CONFERENCE      | 0- 0              | 1- 9          | 0- 4                 |                           |          |          |           |                |
| 1- 4             | 0- 0 | 0- 0     | HOME            | 0- 0              | 1- 4          | 0- 2                 |                           |          |          |           |                |
| 0- 5             | 0- 0 | 0- 0     | AWAY            | 0- 0              | 0- 5          | 0- 2                 |                           |          |          |           |                |
| 0- 0             | 0- 0 | 0- 0     | NEUTRAL         | 0- 0              | 0- 0          | 0- 0                 |                           |          |          |           |                |

| RPI 1-25                  |   |          |       | RPI 26-50 |   |               |       | RPI 51-100 |     |          |                | RPI 101+ |    |                  |       | Team's RPI : 328 |  |
|---------------------------|---|----------|-------|-----------|---|---------------|-------|------------|-----|----------|----------------|----------|----|------------------|-------|------------------|--|
| RPI                       | S | Opponent | Score | RPI       | S | Opponent      | Score | RPI        | S   | Opponent | Score          | RPI      | S  | Opponent         | Score |                  |  |
|                           |   |          |       |           |   |               |       |            |     |          |                | 109      | H  | Rice             | 83    | 88               |  |
|                           |   |          |       |           |   |               |       |            |     |          |                | 133      | H  | Weber St.        | 76    | 75               |  |
|                           |   |          |       |           |   |               |       |            |     |          |                | 146      | A  | Idaho            | 68    | 83               |  |
|                           |   |          |       |           |   |               |       |            |     |          |                | 160      | A  | Idaho St.        | 59    | 76               |  |
|                           |   |          |       |           |   |               |       |            |     |          |                | 160      | H  | Idaho St.        | 55    | 75               |  |
|                           |   |          |       |           |   |               |       |            |     |          |                | 163      | H  | Cal Poly         | 73    | 89               |  |
|                           |   |          |       |           |   |               |       |            |     |          |                | 192      | A  | Denver           | 73    | 80               |  |
|                           |   |          |       |           |   |               |       |            |     |          |                | 196      | N  | Boise St.        | 62    | 60               |  |
|                           |   |          |       |           |   |               |       |            |     |          |                | 201      | A  | Montana St.      | 39    | 81               |  |
|                           |   |          |       |           |   |               |       |            |     |          |                | 201      | H  | Montana St.      | 56    | 78               |  |
|                           |   |          |       |           |   |               |       |            |     |          |                | 202      | A  | CSUN             | 69    | 78               |  |
|                           |   |          |       |           |   |               |       |            |     |          |                | 203      | A  | Eastern Wash.    | 62    | 82               |  |
|                           |   |          |       |           |   |               |       |            |     |          |                | 209      | H  | UC Santa Barbara | 93    | 96               |  |
|                           |   |          |       |           |   |               |       |            |     |          |                | 229      | A  | Youngstown St.   | 67    | 69               |  |
|                           |   |          |       |           |   |               |       |            |     |          |                | 233      | A  | Montana          | 62    | 70               |  |
|                           |   |          |       |           |   |               |       |            |     |          |                | 233      | H  | Montana          | 52    | 69               |  |
|                           |   |          |       |           |   |               |       |            |     |          |                | 246      | A  | Hawai i          | 68    | 84               |  |
|                           |   |          |       |           |   |               |       |            |     |          |                | 275      | H  | Grand Canyon     | 54    | 72               |  |
|                           |   |          |       |           |   |               |       |            |     |          |                | 277      | H  | Arizona          | 84    | 66               |  |
|                           |   |          |       |           |   |               |       |            |     |          |                | 303      | H  | Southern Utah    | 57    | 60               |  |
| LAST 12 Division I GAMES: |   |          |       |           |   |               |       |            |     |          |                |          |    |                  |       |                  |  |
|                           |   |          |       | 160       | A | Idaho St.     | 59    | 76         | 160 | H        | Idaho St.      | 55       | 75 |                  |       |                  |  |
|                           |   |          |       | 233       | H | Montana       | 52    | 69         | 133 | H        | Weber St.      | 76       | 75 |                  |       |                  |  |
|                           |   |          |       | 201       | H | Montana St.   | 56    | 78         | 201 | A        | Montana St.    | 39       | 81 |                  |       |                  |  |
|                           |   |          |       | 146       | A | Idaho         | 68    | 83         | 233 | A        | Montana        | 62       | 70 |                  |       |                  |  |
|                           |   |          |       | 203       | A | Eastern Wash. | 62    | 82         | 202 | A        | CSUN           | 69       | 78 |                  |       |                  |  |
|                           |   |          |       | 303       | H | Southern Utah | 57    | 60         | 229 | A        | Youngstown St. | 67       | 69 |                  |       |                  |  |

|                  |                 |     |    |
|------------------|-----------------|-----|----|
| Non-Div I Games: | Antelope Valley | 104 | 49 |
|------------------|-----------------|-----|----|

Northern Ari z.

Loss, Non-Conf, S Site, H Home A Away N Neutral



|                   |          |           |                |            |             |               |      |      |       |           |
|-------------------|----------|-----------|----------------|------------|-------------|---------------|------|------|-------|-----------|
| Average RPI Win:  | 161      | WON-LOST  | WINNING        | LAST 10    | STRENGTH OF | OPP. STRENGTH | TEAM | ADJ. | CONF. | ADJ CONF. |
| Average RPI Loss: | 113      | RECORD    | PCT. RANK      | GAMES      | SCHEDULE    | OF SCHEDULE   | RPI  | RPI  | RPI   | RPI       |
| DIV. I ONLY       | 15- 6    | 64        | 7- 3           | 43         | 170         | 39            | 39   | 19   | 19    |           |
| DIV. I NON-CONF.  | 8- 3     | 65        | 2- 0           | 33         | 67          | 26            | 26   | 14   | 14    |           |
| -----             |          |           |                |            |             |               |      |      |       |           |
| TOTALS            | RPI 1-25 | RPI 26-50 | W-L RECORDS    | RPI 51-100 | RPI 101-999 | RPI 201+      |      |      |       |           |
| 15- 6             | 1- 0     | 1- 0      | OVERALL        | 0- 2       | 13- 4       | 5- 0          |      |      |       |           |
| 7- 2              | 0- 0     | 1- 0      | HOME           | 0- 0       | 6- 2        | 2- 0          |      |      |       |           |
| 7- 4              | 1- 0     | 0- 0      | AWAY           | 0- 2       | 6- 2        | 3- 0          |      |      |       |           |
| 1- 0              | 0- 0     | 0- 0      | NEUTRAL        | 0- 0       | 1- 0        | 0- 0          |      |      |       |           |
| 8- 3              | 1- 0     | 1- 0      | NON-CONFERENCE | 0- 2       | 6- 1        | 1- 0          |      |      |       |           |
| 4- 1              | 0- 0     | 1- 0      | HOME           | 0- 0       | 3- 1        | 0- 0          |      |      |       |           |
| 3- 2              | 1- 0     | 0- 0      | AWAY           | 0- 2       | 2- 0        | 1- 0          |      |      |       |           |
| 1- 0              | 0- 0     | 0- 0      | NEUTRAL        | 0- 0       | 1- 0        | 0- 0          |      |      |       |           |
| 7- 3              | 0- 0     | 0- 0      | CONFERENCE     | 0- 0       | 7- 3        | 4- 0          |      |      |       |           |
| 3- 1              | 0- 0     | 0- 0      | HOME           | 0- 0       | 3- 1        | 2- 0          |      |      |       |           |
| 4- 2              | 0- 0     | 0- 0      | AWAY           | 0- 0       | 4- 2        | 2- 0          |      |      |       |           |
| 0- 0              | 0- 0     | 0- 0      | NEUTRAL        | 0- 0       | 0- 0        | 0- 0          |      |      |       |           |

| RPI 1-25                     |   |               |       | RPI 26-50 |   |               |       | Team's RPI: 39 |   |               |       | RPI 51-100 |   |                |       | RPI 101+ |   |          |       |
|------------------------------|---|---------------|-------|-----------|---|---------------|-------|----------------|---|---------------|-------|------------|---|----------------|-------|----------|---|----------|-------|
| RPI                          | S | Opponent      | Score | RPI       | S | Opponent      | Score | RPI            | S | Opponent      | Score | RPI        | S | Opponent       | Score | RPI      | S | Opponent | Score |
| 23                           | A | DePaul        | 94 88 | 27        | H | LSU           | 58 50 | 55             | A | Qui nni pi ac | 49 60 | 110        | N | Liberty        | 65 57 |          |   |          |       |
|                              |   |               |       |           |   |               |       | 68             | A | Fordham       | 33 48 | 112        | H | BYU            | 79 74 |          |   |          |       |
|                              |   |               |       |           |   |               |       |                |   |               |       | 121        | H | Col orado St.  | 44 55 |          |   |          |       |
|                              |   |               |       |           |   |               |       |                |   |               |       | 133        | A | Weber St.      | 73 82 |          |   |          |       |
|                              |   |               |       |           |   |               |       |                |   |               |       | 146        | A | Idaho          | 78 72 |          |   |          |       |
|                              |   |               |       |           |   |               |       |                |   |               |       | 146        | H | Idaho          | 71 79 |          |   |          |       |
|                              |   |               |       |           |   |               |       |                |   |               |       | 153        | H | Paci fi c      | 80 55 |          |   |          |       |
|                              |   |               |       |           |   |               |       |                |   |               |       | 154        | A | North Dakota   | 70 78 |          |   |          |       |
|                              |   |               |       |           |   |               |       |                |   |               |       | 160        | A | Idaho St.      | 63 57 |          |   |          |       |
|                              |   |               |       |           |   |               |       |                |   |               |       | 164        | H | San Franci sco | 73 60 |          |   |          |       |
|                              |   |               |       |           |   |               |       |                |   |               |       | 192        | A | Denver         | 71 63 |          |   |          |       |
|                              |   |               |       |           |   |               |       |                |   |               |       | 201        | H | Montana St.    | 82 69 |          |   |          |       |
|                              |   |               |       |           |   |               |       |                |   |               |       | 203        | A | Eastern Wash.  | 70 65 |          |   |          |       |
|                              |   |               |       |           |   |               |       |                |   |               |       | 203        | H | Eastern Wash.  | 68 62 |          |   |          |       |
|                              |   |               |       |           |   |               |       |                |   |               |       | 233        | A | Montana        | 64 58 |          |   |          |       |
|                              |   |               |       |           |   |               |       |                |   |               |       | 233        | H | Montana        | 68 50 |          |   |          |       |
|                              |   |               |       |           |   |               |       |                |   |               |       | 250        | A | UMKC           | 88 73 |          |   |          |       |
| LAST 12 Di vi si on I GAMES: |   |               |       |           |   |               |       |                |   |               |       |            |   |                |       |          |   |          |       |
| 233                          | A | Montana       | 64 58 | 233       | H | Montana       | 68 50 |                |   |               |       |            |   |                |       |          |   |          |       |
| 203                          | H | Eastern Wash. | 68 62 | 201       | H | Montana St.   | 82 69 |                |   |               |       |            |   |                |       |          |   |          |       |
| 146                          | H | Idaho         | 71 79 | 146       | A | Idaho         | 78 72 |                |   |               |       |            |   |                |       |          |   |          |       |
| 154                          | A | North Dakota  | 70 78 | 203       | A | Eastern Wash. | 70 65 |                |   |               |       |            |   |                |       |          |   |          |       |
| 160                          | A | Idaho St.     | 63 57 | 110       | N | Liberty       | 65 57 |                |   |               |       |            |   |                |       |          |   |          |       |
| 133                          | A | Weber St.     | 73 82 | 250       | A | UMKC          | 88 73 |                |   |               |       |            |   |                |       |          |   |          |       |

Non-Di v I Games:

Northern Colo.



|                   |          |           |                |            |             |               |      |      |       |           |
|-------------------|----------|-----------|----------------|------------|-------------|---------------|------|------|-------|-----------|
| Average RPI Win:  | 226      | WON-LOST  | WINNING        | LAST 10    | STRENGTH OF | OPP. STRENGTH | TEAM | ADJ. | CONF. | ADJ CONF. |
| Average RPI Loss: | 86       | RECORD    | PCT. RANK      | GAMES      | SCHEDULE    | OF SCHEDULE   | RPI  | RPI  | RPI   | RPI       |
| DIV. I ONLY       | 10- 11   | 188       | 2- 8           | 145        | 129         | 161           | 161  | 7    | 7     |           |
| DIV. I NON-CONF.  | 8- 3     | 65        | 1- 1           | 312        | 261         | 140           | 140  | 8    | 8     |           |
| -----             |          |           |                |            |             |               |      |      |       |           |
| TOTALS            | RPI 1-25 | RPI 26-50 | W-L RECORDS    | RPI 51-100 | RPI 101-999 | RPI 201+      |      |      |       |           |
| 10- 11            | 1- 0     | 0- 3      | OVERALL        | 0- 3       | 9- 5        | 6- 1          |      |      |       |           |
| 5- 3              | 1- 0     | 0- 1      | HOME           | 0- 0       | 4- 2        | 2- 1          |      |      |       |           |
| 4- 6              | 0- 0     | 0- 0      | AWAY           | 0- 1       | 4- 0        | 3- 0          |      |      |       |           |
| 1- 2              | 0- 0     | 0- 0      | NEUTRAL        | 0- 1       | 1- 1        | 1- 0          |      |      |       |           |
| 8- 3              | 0- 0     | 0- 1      | NON-CONFERENCE | 0- 1       | 8- 1        | 6- 0          |      |      |       |           |
| 3- 0              | 0- 0     | 0- 0      | HOME           | 0- 0       | 3- 0        | 2- 0          |      |      |       |           |
| 4- 1              | 0- 0     | 0- 1      | AWAY           | 0- 0       | 4- 0        | 3- 0          |      |      |       |           |
| 1- 2              | 0- 0     | 0- 0      | NEUTRAL        | 0- 1       | 1- 1        | 1- 0          |      |      |       |           |
| 2- 8              | 1- 0     | 0- 2      | CONFERENCE     | 0- 2       | 1- 4        | 0- 1          |      |      |       |           |
| 2- 3              | 1- 0     | 0- 1      | HOME           | 0- 0       | 1- 2        | 0- 1          |      |      |       |           |
| 0- 5              | 0- 0     | 0- 1      | AWAY           | 0- 2       | 0- 2        | 0- 0          |      |      |       |           |
| 0- 0              | 0- 0     | 0- 0      | NEUTRAL        | 0- 0       | 0- 0        | 0- 0          |      |      |       |           |

| RPI                       | S | Opponent      | Score | RPI | S | Opponent       | Score  | RPI | S | Opponent    | Score | RPI | S | Opponent         | Score | Team's RPI: 161 |
|---------------------------|---|---------------|-------|-----|---|----------------|--------|-----|---|-------------|-------|-----|---|------------------|-------|-----------------|
| 24                        | H | Buffalo       | 86 84 | 26  | A | Iowa           | 80 105 | 58  | A | Toledo      | 60 63 | 103 | A | Miami (OH)       | 65 67 |                 |
|                           |   |               |       | 30  | H | Central Mich.  | 78 81  | 66  | N | Albany (NY) | 91 97 | 103 | H | Miami (OH)       | 62 77 |                 |
|                           |   |               |       | 34  | A | Ball St.       | 72 81  | 81  | A | Ohio        | 75 77 | 111 | A | Western Mich.    | 83 88 |                 |
|                           |   |               |       |     |   |                |        |     |   |             |       | 116 | H | Western Ill.     | 96 94 |                 |
|                           |   |               |       |     |   |                |        |     |   |             |       | 125 | H | Kent St.         | 81 79 |                 |
|                           |   |               |       |     |   |                |        |     |   |             |       | 126 | N | Lamar University | 80 90 |                 |
|                           |   |               |       |     |   |                |        |     |   |             |       | 150 | A | SIUE             | 86 75 |                 |
|                           |   |               |       |     |   |                |        |     |   |             |       | 213 | H | Eastern Mich.    | 76 83 |                 |
|                           |   |               |       |     |   |                |        |     |   |             |       | 239 | H | Bradley          | 76 52 |                 |
|                           |   |               |       |     |   |                |        |     |   |             |       | 284 | N | Sacramento St.   | 84 75 |                 |
|                           |   |               |       |     |   |                |        |     |   |             |       | 310 | H | Loyola Chicago   | 80 71 |                 |
|                           |   |               |       |     |   |                |        |     |   |             |       | 316 | A | UTSA             | 69 55 |                 |
|                           |   |               |       |     |   |                |        |     |   |             |       | 345 | A | Eastern Ill.     | 93 64 |                 |
|                           |   |               |       |     |   |                |        |     |   |             |       | 346 | A | Chicago St.      | 80 59 |                 |
| -----                     |   |               |       |     |   |                |        |     |   |             |       |     |   |                  |       |                 |
| LAST 12 Division I GAMES: |   |               |       |     |   |                |        |     |   |             |       |     |   |                  |       |                 |
| 103                       | H | Miami (OH)    | 62 77 | 111 | A | Western Mich.  | 83 88  |     |   |             |       |     |   |                  |       |                 |
| 34                        | A | Ball St.      | 72 81 | 24  | H | Buffalo        | 86 84  |     |   |             |       |     |   |                  |       |                 |
| 81                        | A | Ohio          | 75 77 | 125 | H | Kent St.       | 81 79  |     |   |             |       |     |   |                  |       |                 |
| 213                       | H | Eastern Mich. | 76 83 | 103 | A | Miami (OH)     | 65 67  |     |   |             |       |     |   |                  |       |                 |
| 30                        | H | Central Mich. | 78 81 | 66  | N | Albany (NY)    | 91 97  |     |   |             |       |     |   |                  |       |                 |
| 58                        | A | Toledo        | 60 63 | 284 | N | Sacramento St. | 84 75  |     |   |             |       |     |   |                  |       |                 |

Non-Div I Games:

Northern Ill.



|                   |          |           |                |            |             |               |      |      |       |           |
|-------------------|----------|-----------|----------------|------------|-------------|---------------|------|------|-------|-----------|
| Average RPI Win:  | 193      | WON-LOST  | WINNING        | LAST 10    | STRENGTH OF | OPP. STRENGTH | TEAM | ADJ. | CONF. | ADJ CONF. |
| Average RPI Loss: | 156      | RECORD    | PCT. RANK      | GAMES      | SCHEDULE    | OF SCHEDULE   | RPI  | RPI  | RPI   | RPI       |
| DIV. I ONLY       | 4- 17    | 308       | 3- 7           | 89         | 223         | 257           | 257  | 11   | 11    |           |
| DIV. I NON-CONF.  | 1- 9     | 318       | 1- 0           | 192        | 301         | 308           | 308  | 13   | 13    |           |
| -----             |          |           |                |            |             |               |      |      |       |           |
| TOTALS            | RPI 1-25 | RPI 26-50 | W-L RECORDS    | RPI 51-100 | RPI 101-999 | RPI 201+      |      |      |       |           |
| 4- 17             | 1- 1     | 0- 0      | OVERALL        | 0- 3       | 3- 13       | 2- 6          |      |      |       |           |
| 2- 8              | 1- 0     | 0- 0      | HOME           | 0- 3       | 1- 5        | 1- 1          |      |      |       |           |
| 2- 8              | 0- 1     | 0- 0      | AWAY           | 0- 0       | 2- 7        | 1- 5          |      |      |       |           |
| 0- 1              | 0- 0     | 0- 0      | NEUTRAL        | 0- 0       | 0- 1        | 0- 0          |      |      |       |           |
| 1- 9              | 0- 0     | 0- 0      | NON-CONFERENCE | 0- 1       | 1- 8        | 0- 4          |      |      |       |           |
| 0- 4              | 0- 0     | 0- 0      | HOME           | 0- 1       | 0- 3        | 0- 1          |      |      |       |           |
| 1- 4              | 0- 0     | 0- 0      | AWAY           | 0- 0       | 1- 4        | 0- 3          |      |      |       |           |
| 0- 1              | 0- 0     | 0- 0      | NEUTRAL        | 0- 0       | 0- 1        | 0- 0          |      |      |       |           |
| 3- 8              | 1- 1     | 0- 0      | CONFERENCE     | 0- 2       | 2- 5        | 2- 2          |      |      |       |           |
| 2- 4              | 1- 0     | 0- 0      | HOME           | 0- 2       | 1- 2        | 1- 0          |      |      |       |           |
| 1- 4              | 0- 1     | 0- 0      | AWAY           | 0- 0       | 1- 3        | 1- 2          |      |      |       |           |
| 0- 0              | 0- 0     | 0- 0      | NEUTRAL        | 0- 0       | 0- 0        | 0- 0          |      |      |       |           |

| RPI 1-25                  |   |                |       | RPI 26-50 |   |               |       | RPI 51-100 |   |           |       | RPI 101+ Team's RPI: 257 |   |                |       |
|---------------------------|---|----------------|-------|-----------|---|---------------|-------|------------|---|-----------|-------|--------------------------|---|----------------|-------|
| RPI                       | S | Opponent       | Score | RPI       | S | Opponent      | Score | RPI        | S | Opponent  | Score | RPI                      | S | Opponent       | Score |
| 16                        | A | Green Bay      | 41 58 |           |   |               |       | 63         | H | IUPUI     | 35 71 | 101                      | H | Wright St.     | 63 68 |
| 16                        | H | Green Bay      | 62 54 |           |   |               |       | 72         | H | Indiana   | 56 67 | 108                      | N | Jacksonville   | 49 61 |
|                           |   |                |       |           |   |               |       | 96         | H | Milwaukee | 49 52 | 125                      | H | Kent St.       | 54 59 |
|                           |   |                |       |           |   |               |       |            |   |           |       | 132                      | A | Cleveland St.  | 49 72 |
|                           |   |                |       |           |   |               |       |            |   |           |       | 132                      | H | Cleveland St.  | 65 70 |
|                           |   |                |       |           |   |               |       |            |   |           |       | 143                      | A | ETSU           | 57 45 |
|                           |   |                |       |           |   |               |       |            |   |           |       | 158                      | H | Robert Morris  | 50 59 |
|                           |   |                |       |           |   |               |       |            |   |           |       | 169                      | A | Stetson        | 56 67 |
|                           |   |                |       |           |   |               |       |            |   |           |       | 206                      | A | Oakland        | 53 79 |
|                           |   |                |       |           |   |               |       |            |   |           |       | 229                      | A | Youngstown St. | 51 54 |
|                           |   |                |       |           |   |               |       |            |   |           |       | 230                      | A | North Florida  | 50 58 |
|                           |   |                |       |           |   |               |       |            |   |           |       | 247                      | H | Austin Peay    | 52 53 |
|                           |   |                |       |           |   |               |       |            |   |           |       | 267                      | A | Illinois St.   | 37 49 |
|                           |   |                |       |           |   |               |       |            |   |           |       | 293                      | A | Detroit Mercy  | 78 67 |
|                           |   |                |       |           |   |               |       |            |   |           |       | 299                      | A | Murray St.     | 87 98 |
|                           |   |                |       |           |   |               |       |            |   |           |       | 319                      | H | Ill.-Chicago   | 61 53 |
| -----                     |   |                |       |           |   |               |       |            |   |           |       |                          |   |                |       |
| LAST 12 Division I GAMES: |   |                |       |           |   |               |       |            |   |           |       |                          |   |                |       |
| 16                        | A | Green Bay      | 41 58 | 101       | H | Wright St.    | 63 68 |            |   |           |       |                          |   |                |       |
| 132                       | A | Cleveland St.  | 49 72 | 206       | A | Oakland       | 53 79 |            |   |           |       |                          |   |                |       |
| 229                       | A | Youngstown St. | 51 54 | 293       | A | Detroit Mercy | 78 67 |            |   |           |       |                          |   |                |       |
| 319                       | H | Ill.-Chicago   | 61 53 | 16        | H | Green Bay     | 62 54 |            |   |           |       |                          |   |                |       |
| 63                        | H | IUPUI          | 35 71 | 96        | H | Milwaukee     | 49 52 |            |   |           |       |                          |   |                |       |
| 132                       | H | Cleveland St.  | 65 70 | 143       | A | ETSU          | 57 45 |            |   |           |       |                          |   |                |       |

Non-Div I Games: Oakland City 103 25

Northern Ky.



|                   |          |           |                |            |             |               |      |      |       |           |
|-------------------|----------|-----------|----------------|------------|-------------|---------------|------|------|-------|-----------|
| Average RPI Win:  | 232      | WON-LOST  | WINNING        | LAST 10    | STRENGTH OF | OPP. STRENGTH | TEAM | ADJ. | CONF. | ADJ CONF. |
| Average RPI Loss: | 68       | RECORD    | PCT. RANK      | GAMES      | SCHEDULE    | OF SCHEDULE   | RPI  | RPI  | RPI   | RPI       |
| DIV. I ONLY       | 9- 14    | 240       | 3- 7           | 79         | 87          | 177           | 177  | 3    | 3     |           |
| DIV. I NON-CONF.  | 7- 7     | 170       | 1- 2           | 166        | 148         | 181           | 181  | 4    | 4     |           |
| -----             |          |           |                |            |             |               |      |      |       |           |
| TOTALS            | RPI 1-25 | RPI 26-50 | W-L RECORDS    | RPI 51-100 | RPI 101-999 | RPI 201+      |      |      |       |           |
| 9- 14             | 0- 3     | 0- 4      | OVERALL        | 0- 4       | 9- 3        | 6- 0          |      |      |       |           |
| 5- 7              | 0- 3     | 0- 2      | HOME           | 0- 2       | 5- 0        | 4- 0          |      |      |       |           |
| 3- 5              | 0- 0     | 0- 0      | AWAY           | 0- 1       | 3- 0        | 2- 0          |      |      |       |           |
| 1- 2              | 0- 0     | 0- 0      | NEUTRAL        | 0- 1       | 1- 1        | 0- 0          |      |      |       |           |
| 7- 7              | 0- 2     | 0- 1      | NON-CONFERENCE | 0- 2       | 7- 2        | 6- 0          |      |      |       |           |
| 4- 3              | 0- 2     | 0- 0      | HOME           | 0- 1       | 4- 0        | 4- 0          |      |      |       |           |
| 2- 2              | 0- 0     | 0- 1      | AWAY           | 0- 0       | 2- 1        | 2- 0          |      |      |       |           |
| 1- 2              | 0- 0     | 0- 0      | NEUTRAL        | 0- 1       | 1- 1        | 0- 0          |      |      |       |           |
| 2- 7              | 0- 1     | 0- 3      | CONFERENCE     | 0- 2       | 2- 1        | 0- 0          |      |      |       |           |
| 1- 4              | 0- 1     | 0- 2      | HOME           | 0- 1       | 1- 0        | 0- 0          |      |      |       |           |
| 1- 3              | 0- 0     | 0- 1      | AWAY           | 0- 1       | 1- 1        | 0- 0          |      |      |       |           |
| 0- 0              | 0- 0     | 0- 0      | NEUTRAL        | 0- 0       | 0- 0        | 0- 0          |      |      |       |           |

| RPI 1-25                  |   |           |       | RPI 26-50 |   |              |       | RPI 51-100 |   |              |       | RPI 101+ |   |              |       | Team's RPI: 177 |
|---------------------------|---|-----------|-------|-----------|---|--------------|-------|------------|---|--------------|-------|----------|---|--------------|-------|-----------------|
| RPI                       | S | Opponent  | Score | RPI       | S | Opponent     | Score | RPI        | S | Opponent     | Score | RPI      | S | Opponent     | Score |                 |
| 16                        | H | Green Bay | 57 63 | 32        | H | Michigan     | 59 80 | 54         | A | Michigan St. | 51 81 | 105      | N | Auburn       | 49 48 |                 |
| 20                        | H | Maryland  | 65 68 | 35        | A | Syracuse     | 74 81 | 56         | H | Nebraska     | 59 69 | 124      | N | Georgetown   | 54 55 |                 |
| 23                        | H | DePaul    | 63 92 | 37        | A | Purdue       | 60 63 | 94         | N | Chattanooga  | 44 61 | 128      | A | Missouri St. | 59 90 |                 |
|                           |   |           |       | 50        | H | Minnesota    | 63 90 | 96         | H | Milwaukee    | 57 66 | 180      | A | Wisconsin    | 46 58 |                 |
|                           |   |           |       |           |   |              |       |            |   |              |       | 180      | H | Wisconsin    | 69 60 |                 |
|                           |   |           |       |           |   |              |       |            |   |              |       | 195      | A | Illinois     | 74 59 |                 |
|                           |   |           |       |           |   |              |       |            |   |              |       | 206      | H | Oakland      | 88 70 |                 |
|                           |   |           |       |           |   |              |       |            |   |              |       | 219      | A | UT Martin    | 71 63 |                 |
|                           |   |           |       |           |   |              |       |            |   |              |       | 226      | H | Stony Brook  | 68 36 |                 |
|                           |   |           |       |           |   |              |       |            |   |              |       | 263      | H | Santa Clara  | 57 47 |                 |
|                           |   |           |       |           |   |              |       |            |   |              |       | 345      | H | Eastern Ill. | 74 40 |                 |
|                           |   |           |       |           |   |              |       |            |   |              |       | 346      | A | Chicago St.  | 63 36 |                 |
| -----                     |   |           |       |           |   |              |       |            |   |              |       |          |   |              |       |                 |
| LAST 12 Division I GAMES: |   |           |       |           |   |              |       |            |   |              |       |          |   |              |       |                 |
| 32                        | H | Michigan  | 59 80 | 54        | A | Michigan St. | 51 81 | 195        | A | Illinois     | 74 59 |          |   |              |       |                 |
| 20                        | H | Maryland  | 65 68 |           |   |              |       | 50         | H | Minnesota    | 63 90 |          |   |              |       |                 |
| 180                       | A | Wisconsin | 46 58 |           |   |              |       | 345        | H | Eastern Ill. | 74 40 |          |   |              |       |                 |
| 37                        | A | Purdue    | 60 63 |           |   |              |       | 16         | H | Green Bay    | 57 63 |          |   |              |       |                 |
| 180                       | H | Wisconsin | 69 60 |           |   |              |       | 128        | A | Missouri St. | 59 90 |          |   |              |       |                 |
| 56                        | H | Nebraska  | 59 69 |           |   |              |       |            |   |              |       |          |   |              |       |                 |

Non-Div I Games:

Northwestern



|                   |          |           |                |            |             |               |      |      |       |           |
|-------------------|----------|-----------|----------------|------------|-------------|---------------|------|------|-------|-----------|
| Average RPI Win:  | 285      | WON-LOST  | WINNING        | LAST 10    | STRENGTH OF | OPP. STRENGTH | TEAM | ADJ. | CONF. | ADJ CONF. |
| Average RPI Loss: | 172      | RECORD    | PCT. RANK      | GAMES      | SCHEDULE    | OF SCHEDULE   | RPI  | RPI  | RPI   | RPI       |
| DIV. I ONLY       | 3- 14    | 315       | 2- 8           | 204        | 264         | 304           | 304  | 25   | 25    |           |
| DIV. I NON-CONF.  | 1- 6     | 306       | 0- 1           | 81         | 111         | 233           | 233  | 25   | 25    |           |
| -----             |          |           |                |            |             |               |      |      |       |           |
| TOTALS            | RPI 1-25 | RPI 26-50 | W-L RECORDS    | RPI 51-100 | RPI 101-999 | RPI 201+      |      |      |       |           |
| 3- 14             | 0- 1     | 0- 0      | OVERALL        | 0- 3       | 3- 10       | 2- 6          |      |      |       |           |
| 2- 5              | 0- 0     | 0- 0      | HOME           | 0- 1       | 2- 4        | 1- 2          |      |      |       |           |
| 1- 8              | 0- 0     | 0- 0      | AWAY           | 0- 0       | 1- 1        | 1- 0          |      |      |       |           |
| 0- 1              | 0- 0     | 0- 0      | NEUTRAL        | 0- 0       | 0- 1        | 0- 1          |      |      |       |           |
| 1- 6              | 0- 1     | 0- 0      | NON-CONFERENCE | 0- 2       | 1- 3        | 1- 1          |      |      |       |           |
| 0- 1              | 0- 0     | 0- 0      | HOME           | 0- 0       | 0- 1        | 0- 0          |      |      |       |           |
| 1- 4              | 0- 1     | 0- 0      | AWAY           | 0- 2       | 1- 1        | 1- 0          |      |      |       |           |
| 0- 1              | 0- 0     | 0- 0      | NEUTRAL        | 0- 0       | 0- 1        | 0- 1          |      |      |       |           |
| 2- 8              | 0- 0     | 0- 0      | CONFERENCE     | 0- 1       | 2- 7        | 1- 5          |      |      |       |           |
| 2- 4              | 0- 0     | 0- 0      | HOME           | 0- 1       | 2- 3        | 1- 2          |      |      |       |           |
| 0- 4              | 0- 0     | 0- 0      | AWAY           | 0- 0       | 0- 4        | 0- 3          |      |      |       |           |
| 0- 0              | 0- 0     | 0- 0      | NEUTRAL        | 0- 0       | 0- 0        | 0- 0          |      |      |       |           |

| RPI 1-25                  |   |                   |       | RPI 26-50 |   |                    |       | RPI 51-100 |   |              |       | RPI 101+ Team's RPI: 304 |   |                    |       |
|---------------------------|---|-------------------|-------|-----------|---|--------------------|-------|------------|---|--------------|-------|--------------------------|---|--------------------|-------|
| RPI                       | S | Opponent          | Score | RPI       | S | Opponent           | Score | RPI        | S | Opponent     | Score | RPI                      | S | Opponent           | Score |
| 11                        | A | Texas             | 44 68 |           |   |                    |       | 57         | A | TCU          | 51 89 | 120                      | A | Ole Miss           | 44 75 |
|                           |   |                   |       |           |   |                    |       | 59         | A | Oklahoma St. | 44 78 | 123                      | H | SFA                | 62 70 |
|                           |   |                   |       |           |   |                    |       | 97         | H | Central Ark. | 53 61 | 165                      | H | Southern Miss.     | 59 71 |
|                           |   |                   |       |           |   |                    |       |            |   |              |       | 199                      | A | New Orleans        | 63 81 |
|                           |   |                   |       |           |   |                    |       |            |   |              |       | 199                      | H | New Orleans        | 52 47 |
|                           |   |                   |       |           |   |                    |       |            |   |              |       | 218                      | A | Abilene Christian  | 41 80 |
|                           |   |                   |       |           |   |                    |       |            |   |              |       | 241                      | N | Texas Southern     | 43 56 |
|                           |   |                   |       |           |   |                    |       |            |   |              |       | 262                      | H | A&M-Corpus Christi | 56 62 |
|                           |   |                   |       |           |   |                    |       |            |   |              |       | 268                      | H | Nicholls St.       | 63 79 |
|                           |   |                   |       |           |   |                    |       |            |   |              |       | 286                      | A | McNeese            | 67 72 |
|                           |   |                   |       |           |   |                    |       |            |   |              |       | 295                      | A | Southeastern La.   | 65 71 |
|                           |   |                   |       |           |   |                    |       |            |   |              |       | 327                      | H | Sam Houston St.    | 63 60 |
|                           |   |                   |       |           |   |                    |       |            |   |              |       | 329                      | A | La. -Monroe        | 70 48 |
| -----                     |   |                   |       |           |   |                    |       |            |   |              |       |                          |   |                    |       |
| LAST 12 Division I GAMES: |   |                   |       |           |   |                    |       |            |   |              |       |                          |   |                    |       |
| 199                       | H | New Orleans       | 52 47 | 123       | H | SFA                | 62 70 |            |   |              |       |                          |   |                    |       |
| 97                        | H | Central Ark.      | 53 61 | 262       | H | A&M-Corpus Christi | 56 62 |            |   |              |       |                          |   |                    |       |
| 199                       | A | New Orleans       | 63 81 | 286       | A | McNeese            | 67 72 |            |   |              |       |                          |   |                    |       |
| 295                       | A | Southeastern La.  | 65 71 | 268       | H | Nicholls St.       | 63 79 |            |   |              |       |                          |   |                    |       |
| 327                       | H | Sam Houston St.   | 63 60 | 57        | A | TCU                | 51 89 |            |   |              |       |                          |   |                    |       |
| 218                       | A | Abilene Christian | 41 80 | 11        | A | Texas              | 44 68 |            |   |              |       |                          |   |                    |       |

Non-Div I Games: LeTourneau 82 39 LSU-Shreveport 62 42 LSU-Alexandria 85 55 Central Baptist 87 22 Northwestern St.



| Average RPI      | Win:     | 77    | WON-LOST  | WINNING   | LAST 10        | STRENGTH OF | OPP. STRENGTH | TEAM        | ADJ. | CONF.    | ADJ CONF. |
|------------------|----------|-------|-----------|-----------|----------------|-------------|---------------|-------------|------|----------|-----------|
| Average RPI      | Loss:    | 3     | RECORD    | PCT. RANK | GAMES          | SCHEDULE    | OF SCHEDULE   | RPI         | RPI  | RPI      | RPI       |
| DIV. I ONLY      |          | 21- 2 | 5         | 9- 1      | 1              | 5           | 2             | 2           | 1    | 1        |           |
| DIV. I NON-CONF. |          | 12- 1 | 6         | 2- 0      | 2              | 9           | 2             | 2           | 1    | 1        |           |
| -----            |          |       |           |           |                |             |               |             |      |          |           |
| TOTALS           | RPI 1-25 |       | RPI 26-50 |           | W-L RECORDS    | RPI 51-100  |               | RPI 101-999 |      | RPI 201+ |           |
| 21- 2            | 5- 2     |       | 5- 0      |           | OVERALL        | 4- 0        |               | 7- 0        |      | 1- 0     |           |
| 10- 0            | 3- 0     |       | 1- 0      |           | HOME           | 3- 0        |               | 3- 0        |      | 1- 0     |           |
| 8- 2             | 1- 2     |       | 3- 0      |           | AWAY           | 1- 0        |               | 3- 0        |      | 0- 0     |           |
| 3- 0             | 1- 0     |       | 1- 0      |           | NEUTRAL        | 0- 0        |               | 1- 0        |      | 0- 0     |           |
| 12- 1            | 4- 1     |       | 4- 0      |           | NON-CONFERENCE | 1- 0        |               | 3- 0        |      | 1- 0     |           |
| 5- 0             | 3- 0     |       | 0- 0      |           | HOME           | 1- 0        |               | 1- 0        |      | 1- 0     |           |
| 4- 1             | 0- 1     |       | 3- 0      |           | AWAY           | 0- 0        |               | 1- 0        |      | 0- 0     |           |
| 3- 0             | 1- 0     |       | 1- 0      |           | NEUTRAL        | 0- 0        |               | 1- 0        |      | 0- 0     |           |
| 9- 1             | 1- 1     |       | 1- 0      |           | CONFERENCE     | 3- 0        |               | 4- 0        |      | 0- 0     |           |
| 5- 0             | 0- 0     |       | 1- 0      |           | HOME           | 2- 0        |               | 2- 0        |      | 0- 0     |           |
| 4- 1             | 1- 1     |       | 0- 0      |           | AWAY           | 1- 0        |               | 2- 0        |      | 0- 0     |           |
| 0- 0             | 0- 0     |       | 0- 0      |           | NEUTRAL        | 0- 0        |               | 0- 0        |      | 0- 0     |           |

| RPI                       | S | Opponent       | Score  | RPI | S | Opponent    | Score  | RPI | S | Opponent       | Score | RPI | S | Opponent       | Score  |
|---------------------------|---|----------------|--------|-----|---|-------------|--------|-----|---|----------------|-------|-----|---|----------------|--------|
| 1                         | A | UConn          | 71 80  | 29  | N | South Fla.  | 76 66  | 54  | H | Michigan St.   | 90 59 | 102 | A | Wake Forest    | 96 73  |
| 4                         | A | Louisville     | 67 100 | 32  | A | Michigan    | 83 63  | 61  | H | Miami (FL)     | 83 76 | 113 | A | Penn           | 66 54  |
| 7                         | A | Florida St.    | 100 69 | 35  | H | Syracuse    | 87 72  | 74  | A | Georgia Tech   | 77 54 | 135 | H | Clemson        | 90 37  |
| 9                         | H | Tennessee      | 84 70  | 38  | A | Oregon St.  | 72 67  | 82  | H | North Carolina | 94 62 | 140 | A | Pittsburgh     | 87 53  |
| 19                        | N | South Carolina | 92 85  | 46  | A | Western Ky. | 78 65  |     |   |                |       | 143 | N | ETSU           | 77 46  |
| 21                        | H | Marquette      | 91 85  |     |   |             |        |     |   |                |       | 198 | H | Boston College | 89 60  |
| 23                        | H | DePaul         | 91 82  |     |   |             |        |     |   |                |       | 261 | H | Mt. St. Mary's | 121 65 |
| -----                     |   |                |        |     |   |             |        |     |   |                |       |     |   |                |        |
| LAST 12 Division I GAMES: |   |                |        |     |   |             |        |     |   |                |       |     |   |                |        |
| 82                        | H | North Carolina | 94 62  | 4   | A | Louisville  | 67 100 | 74  | A | Georgia Tech   | 77 54 | 61  | H | Miami (FL)     | 83 76  |
| 7                         | A | Florida St.    | 100 69 |     |   |             |        | 102 | A | Wake Forest    | 96 73 | 35  | H | Syracuse       | 87 72  |
| 140                       | A | Pittsburgh     | 87 53  |     |   |             |        | 21  | H | Marquette      | 91 85 |     |   |                |        |
| 135                       | H | Clemson        | 90 37  |     |   |             |        |     |   |                |       |     |   |                |        |
| 9                         | H | Tennessee      | 84 70  |     |   |             |        |     |   |                |       |     |   |                |        |
| 198                       | H | Boston College | 89 60  |     |   |             |        |     |   |                |       |     |   |                |        |

Non-Div I Games:

Notre Dame



| Oakland           |  |          |                    | Through Games Of Feb. 1, 2018 |                  |                         |                              |             |             |              |                  |
|-------------------|--|----------|--------------------|-------------------------------|------------------|-------------------------|------------------------------|-------------|-------------|--------------|------------------|
| Average RPI Win:  |  | 282      | WON-LOST<br>RECORD | WINNING<br>PCT. RANK          | LAST 10<br>GAMES | STRENGTH OF<br>SCHEDULE | OPP. STRENGTH<br>OF SCHEDULE | TEAM<br>RPI | ADJ.<br>RPI | CONF.<br>RPI | ADJ CONF.<br>RPI |
| Average RPI Loss: |  | 93       |                    |                               |                  |                         |                              |             |             |              |                  |
| DIV. I ONLY       |  |          | 10- 10             | 165                           | 4- 6             | 243                     | 160                          | 206         | 206         | 11           | 11               |
| DIV. I NON-CONF.  |  |          | 6- 4               | 122                           | 2- 0             | 294                     | 187                          | 160         | 160         | 13           | 13               |
| -----             |  |          |                    |                               |                  |                         |                              |             |             |              |                  |
| TOTALS            |  | RPI 1-25 | RPI 26-50          |                               | W-L RECORDS      |                         | RPI 51-100                   | RPI 101-999 | RPI 201+    |              |                  |
| 10- 10            |  | 0- 1     | 0- 2               |                               | OVERALL          |                         | 0- 3                         | 10- 4       | 10- 1       |              |                  |
| 4- 5              |  | 0- 1     | 0- 1               |                               | HOME             |                         | 0- 1                         | 4- 2        | 4- 1        |              |                  |
| 4- 5              |  | 0- 0     | 0- 1               |                               | AWAY             |                         | 0- 2                         | 4- 2        | 4- 0        |              |                  |
| 2- 0              |  | 0- 0     | 0- 0               |                               | NEUTRAL          |                         | 0- 0                         | 2- 0        | 2- 0        |              |                  |
| 6- 4              |  | 0- 0     | 0- 2               |                               | NON-CONFERENCE   |                         | 0- 1                         | 6- 1        | 6- 0        |              |                  |
| 2- 1              |  | 0- 0     | 0- 1               |                               | HOME             |                         | 0- 0                         | 2- 0        | 2- 0        |              |                  |
| 2- 3              |  | 0- 0     | 0- 1               |                               | AWAY             |                         | 0- 1                         | 2- 1        | 2- 0        |              |                  |
| 2- 0              |  | 0- 0     | 0- 0               |                               | NEUTRAL          |                         | 0- 0                         | 2- 0        | 2- 0        |              |                  |
| 4- 6              |  | 0- 1     | 0- 0               |                               | CONFERENCE       |                         | 0- 2                         | 4- 3        | 4- 1        |              |                  |
| 2- 4              |  | 0- 1     | 0- 0               |                               | HOME             |                         | 0- 1                         | 2- 2        | 2- 1        |              |                  |
| 2- 2              |  | 0- 0     | 0- 0               |                               | AWAY             |                         | 0- 1                         | 2- 1        | 2- 0        |              |                  |
| 0- 0              |  | 0- 0     | 0- 0               |                               | NEUTRAL          |                         | 0- 0                         | 0- 0        | 0- 0        |              |                  |

| RPI 1-25                  |   |                |              | RPI 26-50 |   |                  |               | RPI 51-100 |   |               |              | RPI 101+ Team's RPI: 206 |   |                  |              |
|---------------------------|---|----------------|--------------|-----------|---|------------------|---------------|------------|---|---------------|--------------|--------------------------|---|------------------|--------------|
| RPI                       | S | Opponent       | Score        | RPI       | S | Opponent         | Score         | RPI        | S | Opponent      | Score        | RPI                      | S | Opponent         | Score        |
| 16                        | H | Green Bay      | 48 <b>81</b> | 30        | H | Central Mich.    | 85 <b>103</b> | 54         | A | Michigan St.  | 63 <b>95</b> | 101                      | H | Wright St.       | 57 <b>77</b> |
|                           |   |                |              | 32        | A | Michigan         | 69 <b>78</b>  | 63         | A | IUPUI         | 64 <b>80</b> | 132                      | A | Cleveland St.    | 62 <b>70</b> |
|                           |   |                |              |           |   |                  |               | 96         | H | Milwaukee     | 62 <b>74</b> | 177                      | A | Northwestern     | 70 <b>88</b> |
|                           |   |                |              |           |   |                  |               |            |   |               |              | 227                      | H | Niagara          | 67 59        |
|                           |   |                |              |           |   |                  |               |            |   |               |              | 229                      | A | Youngstown St.   | 58 48        |
|                           |   |                |              |           |   |                  |               |            |   |               |              | 229                      | H | Youngstown St.   | 76 <b>86</b> |
|                           |   |                |              |           |   |                  |               |            |   |               |              | 257                      | H | Northern Ky.     | 79 53        |
|                           |   |                |              |           |   |                  |               |            |   |               |              | 267                      | H | Illinois St.     | 64 43        |
|                           |   |                |              |           |   |                  |               |            |   |               |              | 276                      | A | Cornell          | 79 77        |
|                           |   |                |              |           |   |                  |               |            |   |               |              | 290                      | A | Canisius         | 83 48        |
|                           |   |                |              |           |   |                  |               |            |   |               |              | 293                      | H | Detroit Mercy    | 83 50        |
|                           |   |                |              |           |   |                  |               |            |   |               |              | 318                      | N | Old Dominion     | 80 59        |
|                           |   |                |              |           |   |                  |               |            |   |               |              | 319                      | A | Ill. -Chicago    | 67 63        |
|                           |   |                |              |           |   |                  |               |            |   |               |              | 341                      | N | Ark. -Pine Bluff | 69 37        |
| -----                     |   |                |              |           |   |                  |               |            |   |               |              |                          |   |                  |              |
| LAST 12 Division I GAMES: |   |                |              |           |   |                  |               |            |   |               |              |                          |   |                  |              |
| 229                       | H | Youngstown St. | 76 <b>86</b> | 257       | H | Northern Ky.     | 79 53         | 101        | H | Wright St.    | 57 <b>77</b> |                          |   |                  |              |
| 293                       | H | Detroit Mercy  | 83 50        | 229       | A | Youngstown St.   | 58 48         | 132        | A | Cleveland St. | 62 <b>70</b> |                          |   |                  |              |
| 16                        | H | Green Bay      | 48 <b>81</b> | 341       | N | Ark. -Pine Bluff | 69 37         | 318        | N | Old Dominion  | 80 59        |                          |   |                  |              |
| 96                        | H | Milwaukee      | 62 <b>74</b> |           |   |                  |               |            |   |               |              |                          |   |                  |              |
| 63                        | A | IUPUI          | 64 <b>80</b> |           |   |                  |               |            |   |               |              |                          |   |                  |              |
| 319                       | A | Ill. -Chicago  | 67 63        |           |   |                  |               |            |   |               |              |                          |   |                  |              |

Non-Div I Games: Mich. -Dearborn 104 44

Oakland

Loss, 
Non-Conf, 
S Site, 
H Home
A Away
N Neutral



| Average RPI      | Win:     | 170   | WON-LOST  | WINNING   | LAST 10        | STRENGTH OF | OPP. STRENGTH | TEAM        | ADJ. | CONF.    | ADJ CONF. |
|------------------|----------|-------|-----------|-----------|----------------|-------------|---------------|-------------|------|----------|-----------|
| Average RPI      | Loss:    | 72    | RECORD    | PCT. RANK | GAMES          | SCHEDULE    | OF SCHEDULE   | RPI         | RPI  | RPI      | RPI       |
| DIV. I ONLY      |          | 10- 9 |           | 154       | 6- 4           | 31          | 101           | 81          | 81   | 7        | 7         |
| DIV. I NON-CONF. |          | 5- 5  |           | 170       | 1- 2           | 49          | 181           | 101         | 101  | 8        | 8         |
| <hr/>            |          |       |           |           |                |             |               |             |      |          |           |
| TOTALS           | RPI 1-25 |       | RPI 26-50 |           | W-L RECORDS    | RPI 51-100  |               | RPI 101-999 |      | RPI 201+ |           |
| 10- 9            | 0- 1     |       | 1- 3      |           | OVERALL        | 1- 2        |               | 8- 3        |      | 4- 0     |           |
| 5- 3             | 0- 1     |       | 0- 1      |           | HOME           | 1- 1        |               | 4- 0        |      | 2- 0     |           |
| 5- 4             | 0- 0     |       | 1- 0      |           | AWAY           | 0- 0        |               | 4- 1        |      | 2- 0     |           |
| 0- 2             | 0- 0     |       | 0- 1      |           | NEUTRAL        | 0- 0        |               | 0- 1        |      | 0- 0     |           |
| 5- 5             | 0- 0     |       | 1- 2      |           | NON-CONFERENCE | 0- 1        |               | 4- 2        |      | 3- 0     |           |
| 2- 2             | 0- 0     |       | 0- 1      |           | HOME           | 0- 1        |               | 2- 0        |      | 1- 0     |           |
| 3- 1             | 0- 0     |       | 1- 0      |           | AWAY           | 0- 0        |               | 2- 1        |      | 2- 0     |           |
| 0- 2             | 0- 0     |       | 0- 1      |           | NEUTRAL        | 0- 0        |               | 0- 1        |      | 0- 0     |           |
| 5- 4             | 0- 1     |       | 0- 1      |           | CONFERENCE     | 1- 1        |               | 4- 1        |      | 1- 0     |           |
| 3- 1             | 0- 1     |       | 0- 0      |           | HOME           | 1- 0        |               | 2- 0        |      | 1- 0     |           |
| 2- 3             | 0- 0     |       | 0- 1      |           | AWAY           | 0- 1        |               | 2- 1        |      | 0- 0     |           |
| 0- 0             | 0- 0     |       | 0- 0      |           | NEUTRAL        | 0- 0        |               | 0- 0        |      | 0- 0     |           |

| RPI                       | S | Opponent      | Score        | RPI | S | Opponent      | Score        | RPI | S | Opponent      | Score        | RPI | S | Opponent      | Score        |
|---------------------------|---|---------------|--------------|-----|---|---------------|--------------|-----|---|---------------|--------------|-----|---|---------------|--------------|
| 24                        | H | Buffalo       | 63 <b>67</b> | 30  | A | Central Mich. | 58 <b>82</b> | 58  | A | Toledo        | 57 <b>75</b> | 103 | A | Miami (OH)    | 55 <b>64</b> |
|                           |   |               |              | 31  | N | Virginia      | 59 <b>77</b> | 58  | H | Toledo        | 78 61        | 111 | A | Western Mich. | 69 54        |
|                           |   |               |              | 32  | H | Michigan      | 61 <b>74</b> | 63  | H | IUPUI         | 52 <b>76</b> | 131 | H | High Point    | 64 61        |
|                           |   |               |              | 37  | A | Purdue        | 77 71        |     |   |               |              | 132 | A | Cleveland St. | 64 <b>71</b> |
| <hr/>                     |   |               |              |     |   |               |              |     |   |               |              |     |   |               |              |
| Team's RPI: 81            |   |               |              |     |   |               |              |     |   |               |              |     |   |               |              |
| LAST 12 Division I GAMES: |   |               |              |     |   |               |              |     |   |               |              |     |   |               |              |
| 103                       | A | Miami (OH)    | 55 <b>64</b> | 214 | H | Akron         | 70 67        | 156 | A | Bowling Green | 70 63        | 175 | N | Furman        | 68 <b>70</b> |
| 161                       | H | Northern Ill. | 77 75        | 30  | A | Central Mich. | 58 <b>82</b> | 212 | H | N.C. A&T      | 72 65        | 212 | H | N.C. A&T      | 72 65        |
| 24                        | H | Buffalo       | 63 <b>67</b> | 58  | H | Toledo        | 78 61        | 31  | N | Virginia      | 59 <b>77</b> | 214 | H | Akron         | 70 67        |
| 111                       | A | Western Mich. | 69 54        | 212 | H | N.C. A&T      | 72 65        | 291 | A | Eastern Ky.   | 69 57        | 325 | A | Marshall      | 54 52        |
| 58                        | A | Toledo        | 57 <b>75</b> | 175 | N | Furman        | 68 <b>70</b> |     |   |               |              |     |   |               |              |

Non-Div I Games: Notre Dame (OH) 93 37

Ohio



| Average RPI      | Win:     | 87    | WON-LOST  | WINNING   | LAST 10        | STRENGTH OF | OPP. STRENGTH | TEAM        | ADJ. | CONF.    | ADJ CONF. |
|------------------|----------|-------|-----------|-----------|----------------|-------------|---------------|-------------|------|----------|-----------|
| Average RPI      | Loss:    | 19    | RECORD    | PCT. RANK | GAMES          | SCHEDULE    | OF SCHEDULE   | RPI         | RPI  | RPI      | RPI       |
| DIV. I ONLY      |          | 18- 5 |           | 34        | 7- 3           | 4           | 6             | 6           | 6    | 3        | 3         |
| DIV. I NON-CONF. |          | 11- 2 |           | 22        | 2- 0           | 9           | 8             | 6           | 6    | 4        | 4         |
| -----            |          |       |           |           |                |             |               |             |      |          |           |
| TOTALS           | RPI 1-25 |       | RPI 26-50 |           | W-L RECORDS    | RPI 51-100  |               | RPI 101-999 |      | RPI 201+ |           |
| 18- 5            | 2- 3     |       | 3- 2      |           | OVERALL        | 7- 0        |               | 6- 0        |      | 0- 0     |           |
| 10- 2            | 1- 1     |       | 1- 1      |           | HOME           | 5- 0        |               | 3- 0        |      | 0- 0     |           |
| 5- 3             | 0- 2     |       | 1- 1      |           | AWAY           | 2- 0        |               | 2- 0        |      | 0- 0     |           |
| 3- 0             | 1- 0     |       | 1- 0      |           | NEUTRAL        | 0- 0        |               | 1- 0        |      | 0- 0     |           |
| 11- 2            | 2- 2     |       | 1- 0      |           | NON-CONFERENCE | 2- 0        |               | 6- 0        |      | 0- 0     |           |
| 6- 1             | 1- 1     |       | 0- 0      |           | HOME           | 2- 0        |               | 3- 0        |      | 0- 0     |           |
| 2- 1             | 0- 1     |       | 0- 0      |           | AWAY           | 0- 0        |               | 2- 0        |      | 0- 0     |           |
| 3- 0             | 1- 0     |       | 1- 0      |           | NEUTRAL        | 0- 0        |               | 1- 0        |      | 0- 0     |           |
| 7- 3             | 0- 1     |       | 2- 2      |           | CONFERENCE     | 5- 0        |               | 0- 0        |      | 0- 0     |           |
| 4- 1             | 0- 0     |       | 1- 1      |           | HOME           | 3- 0        |               | 0- 0        |      | 0- 0     |           |
| 3- 2             | 0- 1     |       | 1- 1      |           | AWAY           | 2- 0        |               | 0- 0        |      | 0- 0     |           |
| 0- 0             | 0- 0     |       | 0- 0      |           | NEUTRAL        | 0- 0        |               | 0- 0        |      | 0- 0     |           |

| RPI                       | S | Opponent     | Score  | RPI | S | Opponent   | Score  | RPI | S | Opponent     | Score | RPI | S | Opponent   | Score  |
|---------------------------|---|--------------|--------|-----|---|------------|--------|-----|---|--------------|-------|-----|---|------------|--------|
| 4                         | H | Louisville   | 90 95  | 26  | A | Iowa       | 89 103 | 54  | H | Michigan St. | 78 62 | 106 | H | Dartmouth  | 103 70 |
| 14                        | A | Duke         | 60 69  | 32  | A | Michigan   | 78 71  | 55  | H | Quinnipiac   | 95 63 | 142 | H | Washington | 85 76  |
| 20                        | A | Maryland     | 69 99  | 32  | H | Michigan   | 75 84  | 56  | A | Nebraska     | 73 61 | 146 | H | Idaho      | 99 56  |
| 25                        | H | Stanford     | 85 64  | 42  | N | FGCU       | 104 62 | 72  | A | Indiana      | 77 62 | 167 | A | Cincinnati | 87 76  |
| 25                        | N | Stanford     | 94 82  | 50  | H | Minnesota  | 91 75  | 72  | H | Indiana      | 85 70 | 172 | A | Florida    | 103 77 |
|                           |   |              |        |     |   |            |        | 80  | H | Penn St.     | 94 64 | 178 | N | Memphis    | 100 69 |
|                           |   |              |        |     |   |            |        | 86  | H | Maine        | 83 70 |     |   |            |        |
| -----                     |   |              |        |     |   |            |        |     |   |              |       |     |   |            |        |
| LAST 12 Division I GAMES: |   |              |        |     |   |            |        |     |   |              |       |     |   |            |        |
| 80                        | H | Penn St.     | 94 64  | 32  | A | Michigan   | 78 71  |     |   |              |       |     |   |            |        |
| 54                        | H | Michigan St. | 78 62  | 50  | H | Minnesota  | 91 75  |     |   |              |       |     |   |            |        |
| 26                        | A | Iowa         | 89 103 | 72  | H | Indiana    | 85 70  |     |   |              |       |     |   |            |        |
| 20                        | A | Maryland     | 69 99  | 56  | A | Nebraska   | 73 61  |     |   |              |       |     |   |            |        |
| 32                        | H | Michigan     | 75 84  | 167 | A | Cincinnati | 87 76  |     |   |              |       |     |   |            |        |
| 72                        | A | Indiana      | 77 62  | 106 | H | Dartmouth  | 103 70 |     |   |              |       |     |   |            |        |

Non-Div I Games:

Ohio St.



| Oklahoma         |       |          |           | Through Games Of Feb. 1, 2018 |             |             |            |               |             |      |          |            |
|------------------|-------|----------|-----------|-------------------------------|-------------|-------------|------------|---------------|-------------|------|----------|------------|
| Average RPI      | Win:  | 111      | WON-LOST  | WINNING                       | LAST 10     | STRENGTH OF |            | OPP. STRENGTH | TEAM        | ADJ. | CONF.    | ADJ. CONF. |
| Average RPI      | Loss: | 51       | RECORD    | PCT. RANK                     | GAMES       | SCHEDULE    |            | OF SCHEDULE   | RPI         | RPI  | RPI      | RPI        |
| DIV. I ONLY      |       |          | 11- 11    | 165                           | 6- 4        | 2           |            | 24            | 36          | 36   | 5        | 5          |
| DIV. I NON-CONF. |       |          | 5- 6      | 187                           | 0- 1        | 3           |            | 20            | 36          | 36   | 6        | 6          |
| -----            |       |          |           |                               |             |             |            |               |             |      |          |            |
| TOTALS           |       | RPI 1-25 | RPI 26-50 |                               | W-L RECORDS |             | RPI 51-100 |               | RPI 101-999 |      | RPI 201+ |            |
| 11- 11           | 0- 5  | 1- 1     |           | OVERALL                       |             | 5- 3        |            | 5- 2          |             | 2- 0 |          |            |
| 7- 4             | 0- 2  | 1- 0     |           | HOME                          |             | 4- 1        |            | 2- 1          |             | 1- 0 |          |            |
| 4- 6             | 0- 2  | 0- 1     |           | AWAY                          |             | 1- 2        |            | 3- 1          |             | 1- 0 |          |            |
| 0- 1             | 0- 1  | 0- 0     |           | NEUTRAL                       |             | 0- 0        |            | 0- 0          |             | 0- 0 |          |            |
| 5- 6             | 0- 3  | 1- 1     |           | NON-CONFERENCE                |             | 2- 0        |            | 2- 2          |             | 1- 0 |          |            |
| 4- 1             | 0- 0  | 1- 0     |           | HOME                          |             | 2- 0        |            | 1- 1          |             | 1- 0 |          |            |
| 1- 4             | 0- 2  | 0- 1     |           | AWAY                          |             | 0- 0        |            | 1- 1          |             | 0- 0 |          |            |
| 0- 1             | 0- 1  | 0- 0     |           | NEUTRAL                       |             | 0- 0        |            | 0- 0          |             | 0- 0 |          |            |
| 6- 5             | 0- 2  | 0- 0     |           | CONFERENCE                    |             | 3- 3        |            | 3- 0          |             | 1- 0 |          |            |
| 3- 3             | 0- 2  | 0- 0     |           | HOME                          |             | 2- 1        |            | 1- 0          |             | 0- 0 |          |            |
| 3- 2             | 0- 0  | 0- 0     |           | AWAY                          |             | 1- 2        |            | 2- 0          |             | 1- 0 |          |            |
| 0- 0             | 0- 0  | 0- 0     |           | NEUTRAL                       |             | 0- 0        |            | 0- 0          |             | 0- 0 |          |            |

| RPI 1-25                  |   |          |         | RPI 26-50 |   |                  |       | Team's RPI: 36 |   |              |        | RPI 51-100 |   |              |       | RPI 101+ |   |          |       |
|---------------------------|---|----------|---------|-----------|---|------------------|-------|----------------|---|--------------|--------|------------|---|--------------|-------|----------|---|----------|-------|
| RPI                       | S | Opponent | Score   | RPI       | S | Opponent         | Score | RPI            | S | Opponent     | Score  | RPI        | S | Opponent     | Score | RPI      | S | Opponent | Score |
| 1                         | N | UConn    | 64 88   | 29        | H | South Fla.       | 79 74 | 57             | A | TCU          | 58 62  | 121        | A | Colorado St. | 78 46 |          |   |          |       |
| 5                         | A | Oregon   | 74 92   | 44        | A | South Dakota St. | 61 67 | 57             | H | TCU          | 84 71  | 122        | A | Little Rock  | 56 68 |          |   |          |       |
| 8                         | H | Bayl or  | 52 74   |           |   |                  |       | 59             | A | Oklahoma St. | 82 96  | 129        | A | Iowa St.     | 74 69 |          |   |          |       |
| 11                        | H | Texas    | 78 88   |           |   |                  |       | 59             | H | Oklahoma St. | 67 70  | 134        | H | Kansas       | 97 64 |          |   |          |       |
| 23                        | A | DePaul   | 108 111 |           |   |                  |       | 75             | H | New Mexi co  | 105 63 | 172        | H | Fl ori da    | 61 80 |          |   |          |       |
|                           |   |          |         |           |   |                  |       | 76             | H | Bel mont     | 96 73  | 215        | H | SMU          | 87 75 |          |   |          |       |
|                           |   |          |         |           |   |                  |       | 77             | A | Kansas St.   | 76 71  | 232        | A | Texas Tech   | 73 52 |          |   |          |       |
|                           |   |          |         |           |   |                  |       | 77             | H | Kansas St.   | 68 49  |            |   |              |       |          |   |          |       |
| LAST 12 Division I GAMES: |   |          |         |           |   |                  |       |                |   |              |        |            |   |              |       |          |   |          |       |
|                           |   |          |         | 77        | H | Kansas St.       | 68 49 | 232            | A | Texas Tech   | 73 52  |            |   |              |       |          |   |          |       |
|                           |   |          |         | 57        | A | TCU              | 58 62 | 59             | A | Oklahoma St. | 82 96  |            |   |              |       |          |   |          |       |
|                           |   |          |         | 134       | H | Kansas           | 97 64 | 57             | H | TCU          | 84 71  |            |   |              |       |          |   |          |       |
|                           |   |          |         | 59        | H | Oklahoma St.     | 67 70 | 129            | A | Iowa St.     | 74 69  |            |   |              |       |          |   |          |       |
|                           |   |          |         | 77        | A | Kansas St.       | 76 71 | 11             | H | Texas        | 78 88  |            |   |              |       |          |   |          |       |
|                           |   |          |         | 8         | H | Bayl or          | 52 74 | 1              | N | UConn        | 64 88  |            |   |              |       |          |   |          |       |

Non-Div I Games:

Oklahoma



|                   |          |           |                |            |             |               |      |      |       |           |
|-------------------|----------|-----------|----------------|------------|-------------|---------------|------|------|-------|-----------|
| Average RPI Win:  | 175      | WON-LOST  | WINNING        | LAST 10    | STRENGTH OF | OPP. STRENGTH | TEAM | ADJ. | CONF. | ADJ CONF. |
| Average RPI Loss: | 40       | RECORD    | PCT. RANK      | GAMES      | SCHEDULE    | OF SCHEDULE   | RPI  | RPI  | RPI   | RPI       |
| DIV. I ONLY       | 15- 6    | 64        | 6- 4           | 85         | 20          | 59            | 59   | 5    | 5     |           |
| DIV. I NON-CONF.  | 9- 2     | 34        | 2- 0           | 176        | 90          | 60            | 60   | 6    | 6     |           |
| <hr/>             |          |           |                |            |             |               |      |      |       |           |
| TOTALS            | RPI 1-25 | RPI 26-50 | W-L RECORDS    | RPI 51-100 | RPI 101-999 | RPI 201+      |      |      |       |           |
| 15- 6             | 1- 4     | 3- 0      | OVERALL        | 2- 1       | 9- 1        | 7- 0          |      |      |       |           |
| 12- 1             | 1- 0     | 2- 0      | HOME           | 1- 0       | 8- 1        | 6- 0          |      |      |       |           |
| 2- 4              | 0- 3     | 1- 0      | AWAY           | 0- 1       | 1- 0        | 1- 0          |      |      |       |           |
| 1- 1              | 0- 1     | 0- 0      | NEUTRAL        | 1- 0       | 0- 0        | 0- 0          |      |      |       |           |
| 9- 2              | 1- 2     | 0- 0      | NON-CONFERENCE | 1- 0       | 7- 0        | 5- 0          |      |      |       |           |
| 8- 0              | 1- 0     | 0- 0      | HOME           | 0- 0       | 7- 0        | 5- 0          |      |      |       |           |
| 0- 1              | 0- 1     | 0- 0      | AWAY           | 0- 0       | 0- 0        | 0- 0          |      |      |       |           |
| 1- 1              | 0- 1     | 0- 0      | NEUTRAL        | 1- 0       | 0- 0        | 0- 0          |      |      |       |           |
| 6- 4              | 0- 2     | 3- 0      | CONFERENCE     | 1- 1       | 2- 1        | 2- 0          |      |      |       |           |
| 4- 1              | 0- 0     | 2- 0      | HOME           | 1- 0       | 1- 1        | 1- 0          |      |      |       |           |
| 2- 3              | 0- 2     | 1- 0      | AWAY           | 0- 1       | 1- 0        | 1- 0          |      |      |       |           |
| 0- 0              | 0- 0     | 0- 0      | NEUTRAL        | 0- 0       | 0- 0        | 0- 0          |      |      |       |           |

| RPI 1-25                  |   |                 |       | RPI 26-50 |   |               |       | RPI 51-100 |   |              |        | RPI 101+ |   |                  |        |
|---------------------------|---|-----------------|-------|-----------|---|---------------|-------|------------|---|--------------|--------|----------|---|------------------|--------|
| RPI                       | S | Opponent        | Score | RPI       | S | Opponent      | Score | RPI        | S | Opponent     | Score  | RPI      | S | Opponent         | Score  |
| 3                         | A | Mississippi St. | 76 79 | 36        | A | Oklahoma      | 70 67 | 69         | N | South Dakota | 76 68  | 129      | H | Iowa St.         | 69 78  |
| 8                         | A | Baylor          | 64 77 | 36        | H | Oklahoma      | 96 82 | 77         | A | Kansas St.   | 64 80  | 147      | H | Wichita St.      | 91 67  |
| 9                         | N | Tennessee       | 69 79 | 40        | H | West Virginia | 79 73 | 77         | H | Kansas St.   | 76 68  | 187      | H | Southern U.      | 94 66  |
| 10                        | H | UCLA            | 87 72 |           |   |               |       |            |   |              |        | 232      | A | Texas Tech       | 98 57  |
| 11                        | A | Texas           | 79 84 |           |   |               |       |            |   |              |        | 232      | H | Texas Tech       | 80 62  |
|                           |   |                 |       |           |   |               |       |            |   |              |        | 300      | H | Incarnate Word   | 86 35  |
|                           |   |                 |       |           |   |               |       |            |   |              |        | 304      | H | Northwestern St. | 78 44  |
|                           |   |                 |       |           |   |               |       |            |   |              |        | 313      | H | USC Upstate      | 108 71 |
|                           |   |                 |       |           |   |               |       |            |   |              |        | 317      | H | UTRGV            | 80 38  |
|                           |   |                 |       |           |   |               |       |            |   |              |        | 329      | H | La. -Monroe      | 112 58 |
| <hr/>                     |   |                 |       |           |   |               |       |            |   |              |        |          |   |                  |        |
| Team's RPI: 59            |   |                 |       |           |   |               |       |            |   |              |        |          |   |                  |        |
| LAST 12 Division I GAMES: |   |                 |       |           |   |               |       |            |   |              |        |          |   |                  |        |
| 8                         | A | Baylor          | 64 77 | 36        | H | Oklahoma      | 96 82 | 11         | A | Texas        | 79 84  |          |   |                  |        |
| 232                       | H | Texas Tech      | 80 62 | 77        | H | Kansas St.    | 76 68 | 232        | A | Texas Tech   | 98 57  |          |   |                  |        |
| 129                       | H | Iowa St.        | 69 78 | 40        | H | West Virginia | 79 73 | 329        | H | La. -Monroe  | 112 58 |          |   |                  |        |
| 36                        | A | Oklahoma        | 70 67 | 77        | A | Kansas St.    | 64 80 | 313        | H | USC Upstate  | 108 71 |          |   |                  |        |

Non-Div I Games:

Oklahoma St.



|                   |          |           |                |            |             |               |      |      |       |           |
|-------------------|----------|-----------|----------------|------------|-------------|---------------|------|------|-------|-----------|
| Average RPI Win:  | 319      | WON-LOST  | WINNING        | LAST 10    | STRENGTH OF | OPP. STRENGTH | TEAM | ADJ. | CONF. | ADJ CONF. |
| Average RPI Loss: | 164      | RECORD    | PCT. RANK      | GAMES      | SCHEDULE    | OF SCHEDULE   | RPI  | RPI  | RPI   | RPI       |
| DIV. I ONLY       | 4- 18    | 313       | 3- 7           | 193        | 287         | 318           | 318  | 18   | 18    |           |
| DIV. I NON-CONF.  | 2- 12    | 306       | 1- 3           | 145        | 288         | 304           | 304  | 19   | 19    |           |
| -----             |          |           |                |            |             |               |      |      |       |           |
| TOTALS            | RPI 1-25 | RPI 26-50 | W-L RECORDS    | RPI 51-100 | RPI 101-999 | RPI 201+      |      |      |       |           |
| 4- 18             | 0- 2     | 0- 0      | OVERALL        | 0- 1       | 4- 15       | 4- 7          |      |      |       |           |
| 4- 7              | 0- 2     | 0- 0      | HOME           | 0- 1       | 4- 4        | 4- 1          |      |      |       |           |
| 0- 8              | 0- 0     | 0- 0      | AWAY           | 0- 0       | 0- 8        | 0- 4          |      |      |       |           |
| 0- 3              | 0- 0     | 0- 0      | NEUTRAL        | 0- 0       | 0- 3        | 0- 2          |      |      |       |           |
| 2- 12             | 0- 2     | 0- 0      | NON-CONFERENCE | 0- 0       | 2- 10       | 2- 5          |      |      |       |           |
| 2- 5              | 0- 2     | 0- 0      | HOME           | 0- 0       | 2- 3        | 2- 1          |      |      |       |           |
| 0- 4              | 0- 0     | 0- 0      | AWAY           | 0- 0       | 0- 4        | 0- 2          |      |      |       |           |
| 0- 3              | 0- 0     | 0- 0      | NEUTRAL        | 0- 0       | 0- 3        | 0- 2          |      |      |       |           |
| 2- 6              | 0- 0     | 0- 0      | CONFERENCE     | 0- 1       | 2- 5        | 2- 2          |      |      |       |           |
| 2- 2              | 0- 0     | 0- 0      | HOME           | 0- 1       | 2- 1        | 2- 0          |      |      |       |           |
| 0- 4              | 0- 0     | 0- 0      | AWAY           | 0- 0       | 0- 4        | 0- 2          |      |      |       |           |
| 0- 0              | 0- 0     | 0- 0      | NEUTRAL        | 0- 0       | 0- 0        | 0- 0          |      |      |       |           |

| RPI 1-25                  |   |                |       | RPI 26-50 |   |                    |       | RPI 51-100 |   |          |       | RPI 101+ Team's RPI: 318 |   |                    |       |
|---------------------------|---|----------------|-------|-----------|---|--------------------|-------|------------|---|----------|-------|--------------------------|---|--------------------|-------|
| RPI                       | S | Opponent       | Score | RPI       | S | Opponent           | Score | RPI        | S | Opponent | Score | RPI                      | S | Opponent           | Score |
| 13                        | H | NC State       | 56 73 |           |   |                    |       | 84         | H | UAB      | 61 74 | 107                      | A | George Mason       | 53 66 |
| 14                        | H | Duke           | 51 84 |           |   |                    |       |            |   |          |       | 109                      | A | Rice               | 45 53 |
|                           |   |                |       |           |   |                    |       |            |   |          |       | 110                      | H | Liberty            | 55 63 |
|                           |   |                |       |           |   |                    |       |            |   |          |       | 137                      | A | William & Mary     | 58 75 |
|                           |   |                |       |           |   |                    |       |            |   |          |       | 145                      | N | Saint Francis (PA) | 68 79 |
|                           |   |                |       |           |   |                    |       |            |   |          |       | 167                      | H | Cincinnati         | 33 54 |
|                           |   |                |       |           |   |                    |       |            |   |          |       | 174                      | H | Charlotte          | 60 63 |
|                           |   |                |       |           |   |                    |       |            |   |          |       | 189                      | A | Louisiana Tech     | 45 59 |
|                           |   |                |       |           |   |                    |       |            |   |          |       | 205                      | A | Hampton            | 42 50 |
|                           |   |                |       |           |   |                    |       |            |   |          |       | 206                      | N | Oakland            | 59 80 |
|                           |   |                |       |           |   |                    |       |            |   |          |       | 217                      | H | Richmond           | 45 54 |
|                           |   |                |       |           |   |                    |       |            |   |          |       | 218                      | N | Abilene Christian  | 60 74 |
|                           |   |                |       |           |   |                    |       |            |   |          |       | 238                      | A | North Texas        | 46 63 |
|                           |   |                |       |           |   |                    |       |            |   |          |       | 302                      | H | Coppin St.         | 75 67 |
|                           |   |                |       |           |   |                    |       |            |   |          |       | 307                      | A | VCU                | 39 68 |
|                           |   |                |       |           |   |                    |       |            |   |          |       | 316                      | A | UTSA               | 56 64 |
|                           |   |                |       |           |   |                    |       |            |   |          |       | 316                      | H | UTSA               | 69 63 |
|                           |   |                |       |           |   |                    |       |            |   |          |       | 325                      | H | Marshall           | 69 53 |
|                           |   |                |       |           |   |                    |       |            |   |          |       | 334                      | H | South Carolina St. | 52 35 |
| -----                     |   |                |       |           |   |                    |       |            |   |          |       |                          |   |                    |       |
| LAST 12 Division I GAMES: |   |                |       |           |   |                    |       |            |   |          |       |                          |   |                    |       |
| 109                       | A | Rice           | 45 53 | 238       | A | North Texas        | 46 63 |            |   |          |       |                          |   |                    |       |
| 189                       | A | Louisiana Tech | 45 59 | 174       | H | Charlotte          | 60 63 |            |   |          |       |                          |   |                    |       |
| 316                       | H | UTSA           | 69 63 | 84        | H | UAB                | 61 74 |            |   |          |       |                          |   |                    |       |
| 325                       | H | Marshall       | 69 53 | 334       | H | South Carolina St. | 52 35 |            |   |          |       |                          |   |                    |       |
| 205                       | A | Hampton        | 42 50 | 218       | N | Abilene Christian  | 60 74 |            |   |          |       |                          |   |                    |       |
| 316                       | A | UTSA           | 56 64 | 206       | N | Oakland            | 59 80 |            |   |          |       |                          |   |                    |       |

Non-Div I Games:

Old Dominion



Average RPI Loss: 62

|                  |          |           |                |            |             |          |     |   |   |
|------------------|----------|-----------|----------------|------------|-------------|----------|-----|---|---|
| DIV. I ONLY      | 11- 11   | 165       | 2- 8           | 50         | 76          | 120      | 120 | 2 | 2 |
| DIV. I NON-CONF. | 10- 3    | 51        | 1- 2           | 169        | 248         | 74       | 74  | 2 | 2 |
| TOTALS           | RPI 1-25 | RPI 26-50 | W-L RECORDS    | RPI 51-100 | RPI 101-999 | RPI 201+ |     |   |   |
| 11- 11           | 0- 6     | 0- 0      | OVERALL        | 1- 2       | 10- 3       | 6- 0     |     |   |   |
| 9- 4             | 0- 3     | 0- 0      | HOME           | 1- 0       | 8- 1        | 5- 0     |     |   |   |
| 1- 6             | 0- 0     | 0- 0      | AWAY           | 0- 0       | 1- 0        | 0- 0     |     |   |   |
| 1- 1             | 0- 0     | 0- 0      | NEUTRAL        | 0- 1       | 1- 0        | 1- 0     |     |   |   |
| 10- 3            | 0- 1     | 0- 0      | NON-CONFERENCE | 1- 1       | 9- 1        | 6- 0     |     |   |   |
| 8- 0             | 0- 0     | 0- 0      | HOME           | 1- 0       | 7- 0        | 5- 0     |     |   |   |
| 1- 2             | 0- 1     | 0- 0      | AWAY           | 0- 0       | 1- 1        | 0- 0     |     |   |   |
| 1- 1             | 0- 0     | 0- 0      | NEUTRAL        | 0- 1       | 1- 0        | 1- 0     |     |   |   |
| 1- 8             | 0- 5     | 0- 0      | CONFERENCE     | 0- 1       | 1- 2        | 0- 0     |     |   |   |
| 1- 4             | 0- 3     | 0- 0      | HOME           | 0- 0       | 1- 1        | 0- 0     |     |   |   |
| 0- 4             | 0- 2     | 0- 0      | AWAY           | 0- 1       | 0- 1        | 0- 0     |     |   |   |
| 0- 0             | 0- 0     | 0- 0      | NEUTRAL        | 0- 0       | 0- 0        | 0- 0     |     |   |   |

| RPI 1-25 |   |                 |       |    |  |
|----------|---|-----------------|-------|----|--|
| RPI      | S | Opponent        | Score |    |  |
| 3        | A | Mississippi St. | 45    | 76 |  |
| 3        | H | Mississippi St. | 49    | 69 |  |
| 5        | A | Oregon          | 46    | 90 |  |
| 9        | A | Tennessee       | 66    | 75 |  |
| 15       | H | Missouri        | 48    | 67 |  |
| 19       | H | South Carolina  | 62    | 88 |  |

| RPI 26-50 |   |          |       |  |  |
|-----------|---|----------|-------|--|--|
| RPI       | S | Opponent | Score |  |  |

| RPI 51-100 |   |             |       |    |  |
|------------|---|-------------|-------|----|--|
| RPI        | S | Opponent    | Score |    |  |
| 89         | H | South Ala.  | 66    | 59 |  |
| 91         | N | Saint Louis | 64    | 79 |  |
| 100        | A | Arkansas    | 72    | 73 |  |

| RPI 101+ |   |                  |       |    |  |
|----------|---|------------------|-------|----|--|
| RPI      | S | Opponent         | Score |    |  |
| 118      | H | Vanderbilt       | 72    | 75 |  |
| 130      | H | Middle Tenn.     | 65    | 56 |  |
| 144      | A | Portland St.     | 79    | 94 |  |
| 165      | H | Southern Miss.   | 68    | 59 |  |
| 172      | A | Florida          | 60    | 61 |  |
| 172      | H | Florida          | 78    | 75 |  |
| 183      | A | Temple           | 64    | 48 |  |
| 210      | H | Arkansas St.     | 74    | 48 |  |
| 221      | H | Troy             | 96    | 93 |  |
| 241      | H | Texas Southern   | 73    | 58 |  |
| 280      | H | Kennesaw St.     | 92    | 63 |  |
| 304      | H | Northwestern St. | 75    | 44 |  |
| 314      | N | Delaware St.     | 110   | 58 |  |

| Team's RPI : 120 |   |          |       |  |  |
|------------------|---|----------|-------|--|--|
| RPI              | S | Opponent | Score |  |  |

| LAST 12 Division I GAMES: |   |                 |    |    |  |
|---------------------------|---|-----------------|----|----|--|
| 118                       | H | Vanderbilt      | 72 | 75 |  |
| 3                         | H | Mississippi St. | 49 | 69 |  |
| 9                         | A | Tennessee       | 66 | 75 |  |
| 172                       | A | Florida         | 60 | 61 |  |
| 15                        | H | Missouri        | 48 | 67 |  |
| 3                         | A | Mississippi St. | 45 | 76 |  |
| 172                       | H | Florida         | 78 | 75 |  |
| 19                        | H | South Carolina  | 62 | 88 |  |
| 100                       | A | Arkansas        | 72 | 73 |  |
| 241                       | H | Texas Southern  | 73 | 58 |  |
| 144                       | A | Portland St.    | 79 | 94 |  |
| 5                         | A | Oregon          | 46 | 90 |  |

Ol e Mi ss



|                   |          |           |                |            |             |               |      |      |       |           |
|-------------------|----------|-----------|----------------|------------|-------------|---------------|------|------|-------|-----------|
| Average RPI Win:  | 249      | WON-LOST  | WINNING        | LAST 10    | STRENGTH OF | OPP. STRENGTH | TEAM | ADJ. | CONF. | ADJ CONF. |
| Average RPI Loss: | 153      | RECORD    | PCT. RANK      | GAMES      | SCHEDULE    | OF SCHEDULE   | RPI  | RPI  | RPI   | RPI       |
| DIV. I ONLY       | 7- 10    | 226       | 2- 7           | 212        | 245         | 235           | 235  | 14   | 14    |           |
| DIV. I NON-CONF.  | 6- 4     | 122       | 2- 2           | 278        | 299         | 158           | 158  | 16   | 16    |           |
| -----             |          |           |                |            |             |               |      |      |       |           |
| TOTALS            | RPI 1-25 | RPI 26-50 | W-L RECORDS    | RPI 51-100 | RPI 101-999 | RPI 201+      |      |      |       |           |
| 7- 10             | 0- 0     | 0- 2      | OVERALL        | 0- 2       | 7- 6        | 5- 3          |      |      |       |           |
| 4- 4              | 0- 0     | 0- 1      | HOME           | 0- 0       | 4- 3        | 2- 0          |      |      |       |           |
| 3- 6              | 0- 0     | 0- 1      | AWAY           | 0- 2       | 3- 3        | 3- 3          |      |      |       |           |
| 0- 0              | 0- 0     | 0- 0      | NEUTRAL        | 0- 0       | 0- 0        | 0- 0          |      |      |       |           |
| 6- 4              | 0- 0     | 0- 1      | NON-CONFERENCE | 0- 1       | 6- 2        | 4- 2          |      |      |       |           |
| 3- 1              | 0- 0     | 0- 1      | HOME           | 0- 0       | 3- 0        | 1- 0          |      |      |       |           |
| 3- 3              | 0- 0     | 0- 0      | AWAY           | 0- 1       | 3- 2        | 3- 2          |      |      |       |           |
| 0- 0              | 0- 0     | 0- 0      | NEUTRAL        | 0- 0       | 0- 0        | 0- 0          |      |      |       |           |
| 1- 6              | 0- 0     | 0- 1      | CONFERENCE     | 0- 1       | 1- 4        | 1- 1          |      |      |       |           |
| 1- 3              | 0- 0     | 0- 0      | HOME           | 0- 0       | 1- 3        | 1- 0          |      |      |       |           |
| 0- 3              | 0- 0     | 0- 1      | AWAY           | 0- 1       | 0- 1        | 0- 1          |      |      |       |           |
| 0- 0              | 0- 0     | 0- 0      | NEUTRAL        | 0- 0       | 0- 0        | 0- 0          |      |      |       |           |

| RPI                       | S | Opponent         | Score | RPI | S | Opponent     | Score | RPI | S | Opponent         | Score | RPI | S | Opponent        | Score | Team's RPI: 235 |
|---------------------------|---|------------------|-------|-----|---|--------------|-------|-----|---|------------------|-------|-----|---|-----------------|-------|-----------------|
| 44                        | A | South Dakota St. | 64 89 | 69  | A | South Dakota | 46 70 | 116 | H | Western Ill.     | 51 90 | 139 | H | UNI             | 78 74 |                 |
| 45                        | H | Creighton        | 51 72 | 77  | A | Kansas St.   | 60 81 | 192 | H | Denver           | 74 85 | 194 | H | Oral Roberts    | 53 82 |                 |
|                           |   |                  |       |     |   |              |       | 201 | H | Montana St.      | 64 53 | 202 | A | CSUN            | 68 60 |                 |
|                           |   |                  |       |     |   |              |       | 239 | A | Bradley          | 56 69 | 245 | A | CSU Bakersfield | 43 52 |                 |
|                           |   |                  |       |     |   |              |       | 266 | H | North Dakota St. | 80 67 | 283 | A | Wofford         | 64 60 |                 |
|                           |   |                  |       |     |   |              |       | 309 | A | Fort Wayne       | 65 76 | 313 | A | USC Upstate     | 69 66 |                 |
|                           |   |                  |       |     |   |              |       | 337 | H | Florida A&M      | 78 73 |     |   |                 |       |                 |
| -----                     |   |                  |       |     |   |              |       |     |   |                  |       |     |   |                 |       |                 |
| LAST 12 Division I GAMES: |   |                  |       |     |   |              |       |     |   |                  |       |     |   |                 |       |                 |
| 266                       | H | North Dakota St. | 80 67 | 194 | H | Oral Roberts | 53 82 | 202 | A | CSUN             | 68 60 | 245 | A | CSU Bakersfield | 43 52 |                 |
| 69                        | A | South Dakota     | 46 70 | 45  | H | Creighton    | 51 72 | 139 | H | UNI              | 78 74 | 283 | A | Wofford         | 64 60 |                 |
| 192                       | H | Denver           | 74 85 |     |   |              |       |     |   |                  |       |     |   |                 |       |                 |
| 116                       | H | Western Ill.     | 51 90 |     |   |              |       |     |   |                  |       |     |   |                 |       |                 |
| 309                       | A | Fort Wayne       | 65 76 |     |   |              |       |     |   |                  |       |     |   |                 |       |                 |
| 44                        | A | South Dakota St. | 64 89 |     |   |              |       |     |   |                  |       |     |   |                 |       |                 |

Non-Div I Games: Graceland (IA) 96 69 Peru St. 63 47 St. Mary (NE) 81 58

Omaha



|                   |     |          |           |         |             |               |      |      |       |           |
|-------------------|-----|----------|-----------|---------|-------------|---------------|------|------|-------|-----------|
| Average RPI Win:  | 275 | WON-LOST | WINNING   | LAST 10 | STRENGTH OF | OPP. STRENGTH | TEAM | ADJ. | CONF. | ADJ CONF. |
| Average RPI Loss: | 101 | RECORD   | PCT. RANK | GAMES   | SCHEDULE    | OF SCHEDULE   | RPI  | RPI  | RPI   | RPI       |

|                  |          |           |                |            |             |          |     |    |    |
|------------------|----------|-----------|----------------|------------|-------------|----------|-----|----|----|
| DIV. I ONLY      | 12- 8    | 119       | 5- 4           | 314        | 187         | 194      | 194 | 14 | 14 |
| DIV. I NON-CONF. | 7- 5     | 132       | 2- 1           | 334        | 222         | 217      | 217 | 16 | 16 |
| TOTALS           | RPI 1-25 | RPI 26-50 | W-L RECORDS    | RPI 51-100 | RPI 101-999 | RPI 201+ |     |    |    |
| 12- 8            | 0- 0     | 0- 1      | OVERALL        | 0- 4       | 12- 3       | 10- 1    |     |    |    |
| 4- 3             | 0- 0     | 0- 1      | HOME           | 0- 2       | 4- 0        | 3- 0     |     |    |    |
| 4- 5             | 0- 0     | 0- 0      | AWAY           | 0- 2       | 4- 3        | 3- 1     |     |    |    |
| 4- 0             | 0- 0     | 0- 0      | NEUTRAL        | 0- 0       | 4- 0        | 4- 0     |     |    |    |
| 7- 5             | 0- 0     | 0- 0      | NON-CONFERENCE | 0- 3       | 7- 2        | 6- 1     |     |    |    |
| 1- 1             | 0- 0     | 0- 0      | HOME           | 0- 1       | 1- 0        | 1- 0     |     |    |    |
| 2- 4             | 0- 0     | 0- 0      | AWAY           | 0- 2       | 2- 2        | 1- 1     |     |    |    |
| 4- 0             | 0- 0     | 0- 0      | NEUTRAL        | 0- 0       | 4- 0        | 4- 0     |     |    |    |
| 5- 3             | 0- 0     | 0- 1      | CONFERENCE     | 0- 1       | 5- 1        | 4- 0     |     |    |    |
| 3- 2             | 0- 0     | 0- 1      | HOME           | 0- 1       | 3- 0        | 2- 0     |     |    |    |
| 2- 1             | 0- 0     | 0- 0      | AWAY           | 0- 0       | 2- 1        | 2- 0     |     |    |    |
| 0- 0             | 0- 0     | 0- 0      | NEUTRAL        | 0- 0       | 0- 0        | 0- 0     |     |    |    |

| RPI S Opponent            | Score | RPI S Opponent    | Score | RPI S Opponent        | Score | RPI S Opponent          | Score | Team's RPI: 194 |
|---------------------------|-------|-------------------|-------|-----------------------|-------|-------------------------|-------|-----------------|
| 44 H South Dakota St.     | 70 77 | 57 A TCU          | 58 72 | 116 A Western Ill.    | 49 56 | 128 A Missouri St.      | 66 76 |                 |
|                           |       | 69 H South Dakota | 68 73 | 162 A Tulsa           | 53 41 | 192 H Denver            | 90 60 |                 |
|                           |       | 87 A Utah         | 50 71 | 208 A UT Arlington    | 46 70 | 235 A Omaha             | 82 53 |                 |
|                           |       | 100 H Arkansas    | 66 77 | 250 A UMKC            | 76 73 | 266 H North Dakota St.  | 71 48 |                 |
|                           |       |                   |       | 270 N Alcorn          | 76 52 | 298 N Cal St. Fullerton | 60 50 |                 |
|                           |       |                   |       | 309 A Fort Wayne      | 73 48 | 309 H Fort Wayne        | 66 45 |                 |
|                           |       |                   |       | 324 H Houston Baptist | 78 56 | 335 N Long Beach St.    | 64 58 |                 |
|                           |       |                   |       | 346 N Chicago St.     | 73 43 |                         |       |                 |
| LAST 12 Division I GAMES: |       |                   |       |                       |       |                         |       |                 |
| 309 H Fort Wayne          | 66 45 | 309 A Fort Wayne  | 73 48 | 235 A Omaha           | 82 53 |                         |       |                 |
| 192 H Denver              | 90 60 | 87 A Utah         | 50 71 | 346 N Chicago St.     | 73 43 |                         |       |                 |
| 69 H South Dakota         | 68 73 | 270 N Alcorn      | 76 52 | 128 A Missouri St.    | 66 76 |                         |       |                 |
| 44 H South Dakota St.     | 70 77 |                   |       |                       |       |                         |       |                 |
| 266 H North Dakota St.    | 71 48 |                   |       |                       |       |                         |       |                 |
| 116 A Western Ill.        | 49 56 |                   |       |                       |       |                         |       |                 |

Non-Div I Games: Okla. Panhandle 88 35 Cent. Christian (KS) 18 47

Oral Roberts



Average RPI Win: 120

Average RPI Loss: 15

WON-LOST  
RECORDWINNING  
PCT. RANKLAST 10  
GAMESSTRENGTH OF  
SCHEDULEOPP. STRENGTH  
OF SCHEDULETEAM  
RPIADJ.  
RPICONF.  
RPIADJ CONF.  
RPIDIV. I ONLY  
DIV. I NON-CONF.20- 3  
11- 28  
229- 1  
2- 017  
1421  
195  
55  
54  
34  
3

TOTALS

RPI 1-25

RPI 26-50

W-L RECORDS

RPI 51-100

RPI 101-999

RPI 201+

20- 3

3- 2

4- 1

OVERALL

3- 0

10- 0

6- 0

13- 0

0- 0

3- 0

HOME

2- 0

8- 0

5- 0

5- 3

2- 2

1- 1

AWAY

1- 0

1- 0

0- 0

2- 0

1- 0

0- 0

NEUTRAL

0- 0

1- 0

1- 0

11- 2

2- 2

1- 0

NON-CONFERENCE

1- 0

7- 0

5- 0

8- 0

0- 0

1- 0

HOME

1- 0

6- 0

4- 0

1- 2

1- 2

0- 0

AWAY

0- 0

0- 0

0- 0

2- 0

1- 0

0- 0

NEUTRAL

0- 0

1- 0

1- 0

9- 1

1- 0

3- 1

CONFERENCE

2- 0

3- 0

1- 0

5- 0

0- 0

2- 0

HOME

1- 0

2- 0

1- 0

4- 1

1- 0

1- 1

AWAY

1- 0

1- 0

0- 0

0- 0

0- 0

0- 0

NEUTRAL

0- 0

0- 0

0- 0

RPI 1-25

Team's RPI: 5

RPI 26-50

RPI 51-100

RPI 101+

| RPI | S | Opponent        | Score |
|-----|---|-----------------|-------|
| 3   | A | Mississippi St. | 79 90 |
| 4   | A | Louisville      | 61 74 |
| 10  | A | UCLA            | 70 61 |
| 12  | A | Texas A&M       | 83 68 |
| 12  | N | Texas A&M       | 84 62 |

| RPI | S | Opponent            | Score |
|-----|---|---------------------|-------|
| 28  | H | Arizona St.         | 74 64 |
| 36  | H | Oklahoma            | 92 74 |
| 38  | A | Oregon St.          | 79 85 |
| 38  | H | Oregon St.          | 75 63 |
| 48  | A | Southern California | 70 66 |

| RPI | S | Opponent       | Score  |
|-----|---|----------------|--------|
| 78  | H | Washington St. | 89 56  |
| 87  | A | Utah           | 84 68  |
| 95  | H | Drake          | 110 77 |

| RPI | S | Opponent      | Score  |
|-----|---|---------------|--------|
| 120 | H | Ole Miss      | 90 46  |
| 127 | A | Colorado      | 74 55  |
| 133 | H | Weber St.     | 114 87 |
| 142 | H | Washington    | 94 83  |
| 202 | H | CSUN          | 91 43  |
| 203 | H | Eastern Wash. | 81 40  |
| 205 | H | Hampton       | 87 45  |
| 246 | N | Hawaii        | 85 44  |
| 277 | H | Arizona       | 62 44  |
| 303 | H | Southern Utah | 98 38  |

LAST 12 Division I GAMES:

|     |   |             |       |     |   |                     |       |
|-----|---|-------------|-------|-----|---|---------------------|-------|
| 87  | A | Utah        | 84 68 | 10  | A | UCLA                | 70 61 |
| 127 | A | Colorado    | 74 55 | 48  | A | Southern California | 70 66 |
| 38  | H | Oregon St.  | 75 63 | 142 | H | Washington          | 94 83 |
| 38  | A | Oregon St.  | 79 85 | 78  | H | Washington St.      | 89 56 |
| 28  | H | Arizona St. | 74 64 | 246 | N | Hawaii              | 85 44 |
| 277 | H | Arizona     | 62 44 | 12  | N | Texas A&M           | 84 62 |

Oregon

Oregon

Non-Div I Games:

Oregon

Loss, Non-Conf, S Site, H Home A Away N Neutral



Average RPI Win: 179

Average RPI Loss: 16

WON-LOST  
RECORDWINNING  
PCT. RANKLAST 10  
GAMESSTRENGTH OF  
SCHEDULEOPP. STRENGTH  
OF SCHEDULETEAM  
RPIADJ.  
RPICONF.  
RPIADJ CONF.  
RPIDIV. I ONLY  
DIV. I NON-CONF.16- 5  
9- 245  
347- 3  
2- 083  
23752  
16738  
8638  
864  
34  
3

TOTALS

RPI 1-25

RPI 26-50

W-L RECORDS

RPI 51-100

RPI 101-999

RPI 201+

16- 5

1- 4

1- 1

OVERALL

3- 0

11- 0

7- 0

11- 1

1- 1

1- 0

HOME

2- 0

7- 0

5- 0

3- 4

0- 3

0- 1

AWAY

1- 0

2- 0

1- 0

2- 0

0- 0

0- 0

NEUTRAL

0- 0

2- 0

1- 0

9- 2

0- 2

0- 0

NON-CONFERENCE

1- 0

8- 0

6- 0

6- 1

0- 1

0- 0

HOME

1- 0

5- 0

4- 0

1- 1

0- 1

0- 0

AWAY

0- 0

1- 0

1- 0

2- 0

0- 0

0- 0

NEUTRAL

0- 0

2- 0

1- 0

7- 3

1- 2

1- 1

CONFERENCE

2- 0

3- 0

1- 0

5- 0

1- 0

1- 0

HOME

1- 0

2- 0

1- 0

2- 3

0- 2

0- 1

AWAY

1- 0

1- 0

0- 0

0- 0

0- 0

0- 0

NEUTRAL

0- 0

0- 0

0- 0

RPI 1-25

RPI 26-50

Team's RPI: 38

RPI 51-100

RPI 101+

| RPI | S | Opponent   | Score |
|-----|---|------------|-------|
| 2   | H | Notre Dame | 67 72 |
| 5   | A | Oregon     | 63 75 |
| 5   | H | Oregon     | 85 79 |
| 10  | A | UCLA       | 49 84 |
| 14  | A | Duke       | 65 72 |

| RPI | S | Opponent               | Score |
|-----|---|------------------------|-------|
| 28  | H | Arizona St.            | 57 54 |
| 48  | A | Southern Cal i forni a | 61 65 |

| RPI | S | Opponent        | Score |
|-----|---|-----------------|-------|
| 67  | H | UC Davi s       | 61 47 |
| 78  | H | Washi ngton St. | 71 53 |
| 87  | A | Utah            | 69 58 |

| RPI | S | Opponent         | Score  |
|-----|---|------------------|--------|
| 127 | A | Col orado        | 86 71  |
| 142 | H | Washi ngton      | 75 63  |
| 154 | H | North Dakota     | 65 55  |
| 171 | N | Nevada           | 89 49  |
| 209 | H | UC Santa Barbara | 74 49  |
| 252 | H | San Jose St.     | 110 62 |
| 277 | H | Ari zona         | 88 48  |
| 289 | N | Utah St.         | 94 55  |
| 301 | H | Utah Valley      | 98 41  |
| 333 | A | N. C. Central    | 97 44  |
| 336 | H | Savannah St.     | 84 36  |

LAST 12 Division I GAMES:

|     |   |             |       |     |   |                        |       |
|-----|---|-------------|-------|-----|---|------------------------|-------|
| 127 | A | Col orado   | 86 71 | 48  | A | Southern Cal i forni a | 61 65 |
| 87  | A | Utah        | 69 58 | 10  | A | UCLA                   | 49 84 |
| 5   | A | Oregon      | 63 75 | 78  | H | Washi ngton St.        | 71 53 |
| 5   | H | Oregon      | 85 79 | 142 | H | Washi ngton            | 75 63 |
| 277 | H | Ari zona    | 88 48 | 67  | H | UC Davi s              | 61 47 |
| 28  | H | Arizona St. | 57 54 | 209 | H | UC Santa Barbara       | 74 49 |

O  
r  
e  
g  
o  
n  
s  
t  
.O  
r  
e  
g  
o  
n  
s  
t  
.

Non-Div I Games:

Oregon St.

Loss, Non-Conf, S Site, H Home A Away N Neutral



Average RPI Win: 206

Average RPI Loss: 95

WON-LOST  
RECORDWINNING  
PCT. RANKLAST 10  
GAMESSTRENGTH OF  
SCHEDULEOPP. STRENGTH  
OF SCHEDULETEAM  
RPIADJ.  
RPICONF.  
RPIADJ CONF.  
RPIDIV. I ONLY  
DIV. I NON-CONF.10- 11  
5- 5188  
1705- 5  
1- 071  
41152  
193153  
123153  
12312  
1112  
11

TOTALS

RPI 1-25

RPI 26-50

W-L RECORDS

RPI 51-100

RPI 101-999

RPI 201+

10- 11

0- 0

1- 2

OVERALL

0- 5

9- 4

7- 0

7- 6

0- 0

1- 1

HOME

0- 4

6- 1

4- 0

3- 5

0- 0

0- 1

AWAY

0- 1

3- 3

3- 0

0- 0

0- 0

0- 0

NEUTRAL

0- 0

0- 0

0- 0

5- 5

0- 0

1- 2

NON-CONFERENCE

0- 2

4- 1

3- 0

4- 3

0- 0

1- 1

HOME

0- 2

3- 0

2- 0

1- 2

0- 0

0- 1

AWAY

0- 0

1- 1

1- 0

0- 0

0- 0

0- 0

NEUTRAL

0- 0

0- 0

0- 0

5- 6

0- 0

0- 0

CONFERENCE

0- 3

5- 3

4- 0

3- 3

0- 0

0- 0

HOME

0- 2

3- 1

2- 0

2- 3

0- 0

0- 0

AWAY

0- 1

2- 2

2- 0

0- 0

0- 0

0- 0

NEUTRAL

0- 0

0- 0

0- 0

RPI 1-25

RPI 26-50

RPI 51-100

RPI 101+

Team's RPI: 153

RPI S Opponent Score

RPI S Opponent Score

RPI S Opponent Score

RPI S Opponent Score

33 H Cal i forn i a 85 92

39 A Northern Colo. 55 80

43 H UCF 78 74

51 H Gonzaga 72 99

67 H UC Davis 58 90

79 A Saint Mary's (CA) 88 96

79 H Saint Mary's (CA) 69 70

99 H Brown 57 74

112 A BYU 65 77

112 H BYU 83 76

126 H Lamar University 80 75

152 A Loyola Marymount 60 75

164 H San Francisco 71 81

173 A Fresno St. 70 81

211 A San Diego 81 68

216 A Seattle U 85 73

231 A Pepperdine 85 77

252 H San Jose St. 106 97

263 H Santa Clara 55 37

298 H Cal St. Fullerton 81 65

305 H Portland 91 55

LAST 12 Division I GAMES:

263 H Santa Clara 55 37

112 H BYU 83 76

164 H San Francisco 71 81

79 A Saint Mary's (CA) 88 96

231 A Pepperdine 85 77

305 H Portland 91 55

211 A San Diego 81 68

112 A BYU 65 77

79 H Saint Mary's (CA) 69 70

152 A Loyola Marymount 60 75

51 H Gonzaga 72 99

43 H UCF 78 74

Non-Div I Games:

UC Merced

123 59

Paci fi c



|                   |          |           |                |            |             |               |      |      |       |           |
|-------------------|----------|-----------|----------------|------------|-------------|---------------|------|------|-------|-----------|
| Average RPI Win:  | 220      | WON-LOST  | WINNING        | LAST 10    | STRENGTH OF | OPP. STRENGTH | TEAM | ADJ. | CONF. | ADJ CONF. |
| Average RPI Loss: | 103      | RECORD    | PCT. RANK      | GAMES      | SCHEDULE    | OF SCHEDULE   | RPI  | RPI  | RPI   | RPI       |
| DIV. I ONLY       | 10- 5    | 79        | 8- 1           | 205        | 111         | 113           | 113  | 9    | 9     |           |
| DIV. I NON-CONF.  | 8- 4     | 87        | 6- 2           | 236        | 85          | 105           | 105  | 9    | 9     |           |
| -----             |          |           |                |            |             |               |      |      |       |           |
| TOTALS            | RPI 1-25 | RPI 26-50 | W-L RECORDS    | RPI 51-100 | RPI 101-999 | RPI 201+      |      |      |       |           |
| 10- 5             | 1- 1     | 0- 0      | OVERALL        | 0- 2       | 9- 2        | 5- 1          |      |      |       |           |
| 4- 2              | 0- 1     | 0- 0      | HOME           | 0- 1       | 4- 0        | 3- 0          |      |      |       |           |
| 4- 2              | 1- 0     | 0- 0      | AWAY           | 0- 0       | 3- 2        | 1- 1          |      |      |       |           |
| 2- 1              | 0- 0     | 0- 0      | NEUTRAL        | 0- 1       | 2- 0        | 1- 0          |      |      |       |           |
| 8- 4              | 1- 1     | 0- 0      | NON-CONFERENCE | 0- 1       | 7- 2        | 4- 1          |      |      |       |           |
| 2- 1              | 0- 1     | 0- 0      | HOME           | 0- 0       | 2- 0        | 2- 0          |      |      |       |           |
| 4- 2              | 1- 0     | 0- 0      | AWAY           | 0- 0       | 3- 2        | 1- 1          |      |      |       |           |
| 2- 1              | 0- 0     | 0- 0      | NEUTRAL        | 0- 1       | 2- 0        | 1- 0          |      |      |       |           |
| 2- 1              | 0- 0     | 0- 0      | CONFERENCE     | 0- 1       | 2- 0        | 1- 0          |      |      |       |           |
| 2- 1              | 0- 0     | 0- 0      | HOME           | 0- 1       | 2- 0        | 1- 0          |      |      |       |           |
| 0- 0              | 0- 0     | 0- 0      | AWAY           | 0- 0       | 0- 0        | 0- 0          |      |      |       |           |
| 0- 0              | 0- 0     | 0- 0      | NEUTRAL        | 0- 0       | 0- 0        | 0- 0          |      |      |       |           |

| RPI 1-25                  |   |            |       | RPI 26-50 |   |                |       | RPI 51-100 |   |              |       | RPI 101+ Team's RPI: 113 |   |                |       |
|---------------------------|---|------------|-------|-----------|---|----------------|-------|------------|---|--------------|-------|--------------------------|---|----------------|-------|
| RPI                       | S | Opponent   | Score | RPI       | S | Opponent       | Score | RPI        | S | Opponent     | Score | RPI                      | S | Opponent       | Score |
| 2                         | H | Notre Dame | 54 66 |           |   |                |       | 52         | H | Princeton    | 55 70 | 128                      | N | Missouri St.   | 65 60 |
| 22                        | A | Villanova  | 79 77 |           |   |                |       | 74         | N | Georgia Tech | 55 69 | 157                      | A | Binghamton     | 72 77 |
|                           |   |            |       |           |   |                |       |            |   |              |       | 176                      | A | Saint Joseph's | 57 50 |
|                           |   |            |       |           |   |                |       |            |   |              |       | 183                      | A | Temple         | 74 59 |
|                           |   |            |       |           |   |                |       |            |   |              |       | 191                      | H | Columbia       | 70 51 |
|                           |   |            |       |           |   |                |       |            |   |              |       | 228                      | A | La Salle       | 59 66 |
|                           |   |            |       |           |   |                |       |            |   |              |       | 237                      | H | Lafayette      | 55 42 |
|                           |   |            |       |           |   |                |       |            |   |              |       | 276                      | H | Cornell        | 68 48 |
|                           |   |            |       |           |   |                |       |            |   |              |       | 307                      | N | VCU            | 82 52 |
|                           |   |            |       |           |   |                |       |            |   |              |       | 331                      | H | Rhode Island   | 84 66 |
|                           |   |            |       |           |   |                |       |            |   |              |       | 344                      | A | NJIT           | 77 38 |
| -----                     |   |            |       |           |   |                |       |            |   |              |       |                          |   |                |       |
| LAST 12 Division I GAMES: |   |            |       |           |   |                |       |            |   |              |       |                          |   |                |       |
| 183                       | A | Temple     | 74 59 | 307       | N | VCU            | 82 52 |            |   |              |       |                          |   |                |       |
| 22                        | A | Villanova  | 79 77 | 331       | H | Rhode Island   | 84 66 |            |   |              |       |                          |   |                |       |
| 191                       | H | Columbia   | 70 51 | 176       | A | Saint Joseph's | 57 50 |            |   |              |       |                          |   |                |       |
| 276                       | H | Cornell    | 68 48 | 2         | H | Notre Dame     | 54 66 |            |   |              |       |                          |   |                |       |
| 52                        | H | Princeton  | 55 70 | 228       | A | La Salle       | 59 66 |            |   |              |       |                          |   |                |       |
| 344                       | A | NJIT       | 77 38 | 128       | N | Missouri St.   | 65 60 |            |   |              |       |                          |   |                |       |

Non-Div I Games: Gwynedd Mercy 89 25

Penn



Average RPI Win: 160

Average RPI Loss: 73

WON-LOST  
RECORDWINNING  
PCT. RANKLAST 10  
GAMESSTRENGTH OF  
SCHEDULEOPP. STRENGTH  
OF SCHEDULETEAM  
RPIADJ.  
RPICONF.  
RPIADJ CONF.  
RPIDIV. I ONLY  
DIV. I NON-CONF.13- 10  
9- 4136  
824- 6  
1- 155  
17948  
13680  
8580  
853  
43  
4

TOTALS

RPI 1-25

RPI 26-50

W-L RECORDS

RPI 51-100

RPI 101-999

RPI 201+

13- 10

1- 3

1- 3

OVERALL

2- 2

9- 2

3- 1

9- 2

1- 1

1- 1

HOME

2- 0

5- 0

2- 0

4- 6

0- 2

0- 2

AWAY

0- 1

4- 1

1- 1

0- 2

0- 0

0- 0

NEUTRAL

0- 1

0- 1

0- 0

9- 4

0- 0

1- 0

NON-CONFERENCE

1- 2

7- 2

3- 1

6- 0

0- 0

1- 0

HOME

1- 0

4- 0

2- 0

3- 2

0- 0

0- 0

AWAY

0- 1

3- 1

1- 1

0- 2

0- 0

0- 0

NEUTRAL

0- 1

0- 1

0- 0

4- 6

1- 3

0- 3

CONFERENCE

1- 0

2- 0

0- 0

3- 2

1- 1

0- 1

HOME

1- 0

1- 0

0- 0

1- 4

0- 2

0- 2

AWAY

0- 0

1- 0

0- 0

0- 0

0- 0

0- 0

NEUTRAL

0- 0

0- 0

0- 0

RPI 1-25

RPI 26-50

RPI 51-100

Team's RPI: 80

RPI 101+

| RPI | S | Opponent | Score |
|-----|---|----------|-------|
| 6   | A | Ohio St. | 64 94 |
| 18  | A | Rutgers  | 65 70 |
| 18  | H | Rutgers  | 70 67 |
| 20  | H | Maryland | 65 69 |

| RPI | S | Opponent  | Score |
|-----|---|-----------|-------|
| 32  | A | Michigan  | 69 89 |
| 37  | A | Purdue    | 73 88 |
| 47  | H | Drexel    | 84 70 |
| 50  | H | Minnesota | 71 91 |

| RPI | S | Opponent   | Score |
|-----|---|------------|-------|
| 68  | H | Fordham    | 65 60 |
| 71  | A | American   | 66 75 |
| 72  | H | Indiana    | 77 74 |
| 77  | N | Kansas St. | 65 70 |

| RPI | S | Opponent          | Score |
|-----|---|-------------------|-------|
| 102 | H | Wake Forest       | 68 58 |
| 140 | A | Pittsburgh        | 59 48 |
| 180 | A | Wisconsin         | 69 62 |
| 186 | A | Providence        | 60 51 |
| 189 | N | Louisiana Tech    | 59 71 |
| 193 | H | Siena             | 86 72 |
| 195 | H | Illinois          | 68 59 |
| 234 | A | St. Bonaventure   | 62 65 |
| 244 | H | Manhattan         | 78 46 |
| 311 | H | Central Conn. St. | 83 66 |
| 325 | A | Marshall          | 80 65 |

LAST 12 Division I GAMES:

|     |   |           |       |     |   |            |       |
|-----|---|-----------|-------|-----|---|------------|-------|
| 6   | A | Ohio St.  | 64 94 | 18  | A | Rutgers    | 65 70 |
| 37  | A | Purdue    | 73 88 | 72  | H | Indiana    | 77 74 |
| 195 | H | Illinois  | 68 59 | 20  | H | Maryland   | 65 69 |
| 18  | H | Rutgers   | 70 67 | 32  | A | Michigan   | 69 89 |
| 180 | A | Wisconsin | 69 62 | 71  | A | American   | 66 75 |
| 50  | H | Minnesota | 71 91 | 140 | A | Pittsburgh | 59 48 |

Non-Div I Games:

Penn St.



|                   |          |           |                |            |             |               |      |      |       |           |
|-------------------|----------|-----------|----------------|------------|-------------|---------------|------|------|-------|-----------|
| Average RPI Win:  | 239      | WON-LOST  | WINNING        | LAST 10    | STRENGTH OF | OPP. STRENGTH | TEAM | ADJ. | CONF. | ADJ CONF. |
| Average RPI Loss: | 146      | RECORD    | PCT. RANK      | GAMES      | SCHEDULE    | OF SCHEDULE   | RPI  | RPI  | RPI   | RPI       |
| DIV. I ONLY       | 8- 13    | 243       | 3- 7           | 156        | 244         | 231           | 231  | 12   | 12    |           |
| DIV. I NON-CONF.  | 4- 6     | 214       | 0- 1           | 103        | 341         | 188           | 188  | 11   | 11    |           |
| -----             |          |           |                |            |             |               |      |      |       |           |
| TOTALS            | RPI 1-25 | RPI 26-50 | W-L RECORDS    | RPI 51-100 | RPI 101-999 | RPI 201+      |      |      |       |           |
| 8- 13             | 0- 0     | 0- 0      | OVERALL        | 0- 4       | 8- 9        | 5- 3          |      |      |       |           |
| 6- 4              | 0- 0     | 0- 0      | HOME           | 0- 0       | 6- 4        | 4- 2          |      |      |       |           |
| 2- 9              | 0- 0     | 0- 0      | AWAY           | 0- 4       | 2- 5        | 1- 1          |      |      |       |           |
| 0- 0              | 0- 0     | 0- 0      | NEUTRAL        | 0- 0       | 0- 0        | 0- 0          |      |      |       |           |
| 4- 6              | 0- 0     | 0- 0      | NON-CONFERENCE | 0- 2       | 4- 4        | 2- 2          |      |      |       |           |
| 2- 2              | 0- 0     | 0- 0      | HOME           | 0- 0       | 2- 2        | 1- 2          |      |      |       |           |
| 2- 4              | 0- 0     | 0- 0      | AWAY           | 0- 2       | 2- 2        | 1- 0          |      |      |       |           |
| 0- 0              | 0- 0     | 0- 0      | NEUTRAL        | 0- 0       | 0- 0        | 0- 0          |      |      |       |           |
| 4- 7              | 0- 0     | 0- 0      | CONFERENCE     | 0- 2       | 4- 5        | 3- 1          |      |      |       |           |
| 4- 2              | 0- 0     | 0- 0      | HOME           | 0- 0       | 4- 2        | 3- 0          |      |      |       |           |
| 0- 5              | 0- 0     | 0- 0      | AWAY           | 0- 2       | 0- 3        | 0- 1          |      |      |       |           |
| 0- 0              | 0- 0     | 0- 0      | NEUTRAL        | 0- 0       | 0- 0        | 0- 0          |      |      |       |           |

| RPI 1-25                  |   |                   |       | RPI 26-50 |   |             |       | RPI 51-100 |   |                   |       | RPI 101+ Team's RPI: 231 |   |                  |       |
|---------------------------|---|-------------------|-------|-----------|---|-------------|-------|------------|---|-------------------|-------|--------------------------|---|------------------|-------|
| RPI                       | S | Opponent          | Score | RPI       | S | Opponent    | Score | RPI        | S | Opponent          | Score | RPI                      | S | Opponent         | Score |
|                           |   |                   |       |           |   |             |       | 51         | A | Gonzaga           | 51 73 | 112                      | H | BYU              | 67 73 |
|                           |   |                   |       |           |   |             |       | 67         | A | UC Davis          | 64 69 | 133                      | A | Weber St.        | 61 71 |
|                           |   |                   |       |           |   |             |       | 79         | A | Saint Mary's (CA) | 62 75 | 152                      | A | Loyola Marymount | 60 75 |
|                           |   |                   |       |           |   |             |       | 87         | A | Utah              | 65 89 | 153                      | H | Pacific          | 77 85 |
|                           |   |                   |       |           |   |             |       |            |   |                   |       | 160                      | H | Idaho St.        | 80 74 |
|                           |   |                   |       |           |   |             |       |            |   |                   |       | 164                      | A | San Francisco    | 67 68 |
|                           |   |                   |       |           |   |             |       |            |   |                   |       | 164                      | H | San Francisco    | 95 92 |
|                           |   |                   |       |           |   |             |       |            |   |                   |       | 168                      | A | UC Irvine        | 74 75 |
|                           |   |                   |       |           |   |             |       |            |   |                   |       | 171                      | A | Nevada           | 77 72 |
|                           |   |                   |       |           |   |             |       |            |   |                   |       | 211                      | H | San Diego        | 66 62 |
|                           |   |                   |       |           |   |             |       |            |   |                   |       | 216                      | H | Seattle U        | 62 65 |
|                           |   |                   |       |           |   |             |       |            |   |                   |       | 248                      | H | New Mexico St.   | 64 86 |
|                           |   |                   |       |           |   |             |       |            |   |                   |       | 263                      | A | Santa Clara      | 50 54 |
|                           |   |                   |       |           |   |             |       |            |   |                   |       | 263                      | H | Santa Clara      | 56 55 |
|                           |   |                   |       |           |   |             |       |            |   |                   |       | 301                      | H | Utah Valley      | 71 44 |
|                           |   |                   |       |           |   |             |       |            |   |                   |       | 305                      | H | Portland         | 83 79 |
|                           |   |                   |       |           |   |             |       |            |   |                   |       | 335                      | A | Long Beach St.   | 83 71 |
| -----                     |   |                   |       |           |   |             |       |            |   |                   |       |                          |   |                  |       |
| LAST 12 Division I GAMES: |   |                   |       |           |   |             |       |            |   |                   |       |                          |   |                  |       |
| 305                       | H | Portland          | 83 79 | 112       | H | BYU         | 67 73 | 164        | A | San Francisco     | 67 68 | 51                       | A | Gonzaga          | 51 73 |
| 263                       | A | Santa Clara       | 50 54 | 211       | H | San Diego   | 66 62 | 263        | H | Santa Clara       | 56 55 | 248                      | H | New Mexico St.   | 64 86 |
| 152                       | A | Loyola Marymount  | 60 75 | 263       | H | Santa Clara | 56 55 |            |   |                   |       |                          |   |                  |       |
| 164                       | H | San Francisco     | 95 92 |           |   |             |       |            |   |                   |       |                          |   |                  |       |
| 153                       | H | Pacific           | 77 85 |           |   |             |       |            |   |                   |       |                          |   |                  |       |
| 79                        | A | Saint Mary's (CA) | 62 75 |           |   |             |       |            |   |                   |       |                          |   |                  |       |

Non-Div I Games:

Pepperdine



|                   |          |           |                |            |             |               |      |      |       |           |
|-------------------|----------|-----------|----------------|------------|-------------|---------------|------|------|-------|-----------|
| Average RPI Win:  | 214      | WON-LOST  | WINNING        | LAST 10    | STRENGTH OF | OPP. STRENGTH | TEAM | ADJ. | CONF. | ADJ CONF. |
| Average RPI Loss: | 58       | RECORD    | PCT. RANK      | GAMES      | SCHEDULE    | OF SCHEDULE   | RPI  | RPI  | RPI   | RPI       |
| DIV. I ONLY       | 10- 13   | 216       | 3- 7           | 48         | 59          | 140           | 140  | 1    | 1     |           |
| DIV. I NON-CONF.  | 8- 5     | 111       | 2- 0           | 193        | 221         | 174           | 174  | 1    | 1     |           |
| -----             |          |           |                |            |             |               |      |      |       |           |
| TOTALS            | RPI 1-25 | RPI 26-50 | W-L RECORDS    | RPI 51-100 | RPI 101-999 | RPI 201+      |      |      |       |           |
| 10- 13            | 0- 3     | 0- 3      | OVERALL        | 1- 5       | 9- 2        | 6- 0          |      |      |       |           |
| 8- 7              | 0- 3     | 0- 0      | HOME           | 1- 2       | 7- 2        | 6- 0          |      |      |       |           |
| 2- 6              | 0- 0     | 0- 3      | AWAY           | 0- 3       | 2- 0        | 0- 0          |      |      |       |           |
| 0- 0              | 0- 0     | 0- 0      | NEUTRAL        | 0- 0       | 0- 0        | 0- 0          |      |      |       |           |
| 8- 5              | 0- 0     | 0- 1      | NON-CONFERENCE | 0- 3       | 8- 1        | 6- 0          |      |      |       |           |
| 7- 3              | 0- 0     | 0- 0      | HOME           | 0- 2       | 7- 1        | 6- 0          |      |      |       |           |
| 1- 2              | 0- 0     | 0- 1      | AWAY           | 0- 1       | 1- 0        | 0- 0          |      |      |       |           |
| 0- 0              | 0- 0     | 0- 0      | NEUTRAL        | 0- 0       | 0- 0        | 0- 0          |      |      |       |           |
| 2- 8              | 0- 3     | 0- 2      | CONFERENCE     | 1- 2       | 1- 1        | 0- 0          |      |      |       |           |
| 1- 4              | 0- 3     | 0- 0      | HOME           | 1- 0       | 0- 1        | 0- 0          |      |      |       |           |
| 1- 4              | 0- 0     | 0- 2      | AWAY           | 0- 2       | 1- 0        | 0- 0          |      |      |       |           |
| 0- 0              | 0- 0     | 0- 0      | NEUTRAL        | 0- 0       | 0- 0        | 0- 0          |      |      |       |           |

| RPI                       | S | Opponent     | Score | RPI | S | Opponent       | Score | RPI | S | Opponent       | Score | RPI | S | Opponent       | Score | Team's RPI: 140 |
|---------------------------|---|--------------|-------|-----|---|----------------|-------|-----|---|----------------|-------|-----|---|----------------|-------|-----------------|
| 2                         | H | Notre Dame   | 53 87 | 31  | A | Virginia       | 50 62 | 53  | H | Duquesne       | 53 66 | 102 | H | Wake Forest    | 49 58 |                 |
| 4                         | H | Louisville   | 51 77 | 35  | A | Syracuse       | 52 70 | 64  | A | Virginia Tech  | 66 89 | 135 | A | Clemson        | 58 42 |                 |
| 14                        | H | Duke         | 46 58 | 40  | A | West Virginia  | 52 73 | 68  | A | Fordham        | 55 58 | 141 | H | Bucknell       | 57 39 |                 |
|                           |   |              |       |     |   |                |       | 74  | H | Georgia Tech   | 68 62 | 167 | A | Cincinnati     | 66 46 |                 |
|                           |   |              |       |     |   |                |       | 80  | H | Penn St.       | 48 59 | 180 | H | Wisconsin      | 57 58 |                 |
|                           |   |              |       |     |   |                |       | 82  | A | North Carolina | 67 68 | 210 | H | Arkansas St.   | 87 47 |                 |
|                           |   |              |       |     |   |                |       |     |   |                |       | 229 | H | Youngstown St. | 66 58 |                 |
|                           |   |              |       |     |   |                |       |     |   |                |       | 276 | H | Cornell        | 51 39 |                 |
|                           |   |              |       |     |   |                |       |     |   |                |       | 278 | H | UNCW           | 74 55 |                 |
|                           |   |              |       |     |   |                |       |     |   |                |       | 281 | H | Towson         | 81 63 |                 |
|                           |   |              |       |     |   |                |       |     |   |                |       | 346 | H | Chicago St.    | 87 49 |                 |
| -----                     |   |              |       |     |   |                |       |     |   |                |       |     |   |                |       |                 |
| LAST 12 Division I GAMES: |   |              |       |     |   |                |       |     |   |                |       |     |   |                |       |                 |
| 135                       | A | Clemson      | 58 42 | 64  | A | Virginia Tech  | 66 89 |     |   |                |       |     |   |                |       |                 |
| 14                        | H | Duke         | 46 58 | 82  | A | North Carolina | 67 68 |     |   |                |       |     |   |                |       |                 |
| 2                         | H | Notre Dame   | 53 87 | 102 | H | Wake Forest    | 49 58 |     |   |                |       |     |   |                |       |                 |
| 35                        | A | Syracuse     | 52 70 | 346 | H | Chicago St.    | 87 49 |     |   |                |       |     |   |                |       |                 |
| 4                         | H | Louisville   | 51 77 | 31  | A | Virginia       | 50 62 |     |   |                |       |     |   |                |       |                 |
| 74                        | H | Georgia Tech | 68 62 | 141 | H | Bucknell       | 57 39 |     |   |                |       |     |   |                |       |                 |

Non-Div I Games:

Pittsburgh



Average RPI Win: 209  
Average RPI Loss: 166

|                  |          |           |                |            |             |          |     |    |    |
|------------------|----------|-----------|----------------|------------|-------------|----------|-----|----|----|
| DIV. I ONLY      | 3- 17    | 319       | 1- 9           | 152        | 222         | 305      | 305 | 12 | 12 |
| DIV. I NON-CONF. | 2- 7     | 286       | 0- 1           | 225        | 330         | 327      | 327 | 11 | 11 |
| TOTALS           | RPI 1-25 | RPI 26-50 | W-L RECORDS    | RPI 51-100 | RPI 101-999 | RPI 201+ |     |    |    |
| 3- 17            | 0- 0     | 0- 0      | OVERALL        | 1- 2       | 2- 15       | 2- 5     |     |    |    |
| 3- 9             | 0- 0     | 0- 0      | HOME           | 1- 1       | 2- 8        | 2- 2     |     |    |    |
| 0- 8             | 0- 0     | 0- 0      | AWAY           | 0- 1       | 0- 7        | 0- 3     |     |    |    |
| 0- 0             | 0- 0     | 0- 0      | NEUTRAL        | 0- 0       | 0- 0        | 0- 0     |     |    |    |
| 2- 7             | 0- 0     | 0- 0      | NON-CONFERENCE | 0- 0       | 2- 7        | 2- 1     |     |    |    |
| 2- 4             | 0- 0     | 0- 0      | HOME           | 0- 0       | 2- 4        | 2- 0     |     |    |    |
| 0- 3             | 0- 0     | 0- 0      | AWAY           | 0- 0       | 0- 3        | 0- 1     |     |    |    |
| 0- 0             | 0- 0     | 0- 0      | NEUTRAL        | 0- 0       | 0- 0        | 0- 0     |     |    |    |
| 1- 10            | 0- 0     | 0- 0      | CONFERENCE     | 1- 2       | 0- 8        | 0- 4     |     |    |    |
| 1- 5             | 0- 0     | 0- 0      | HOME           | 1- 1       | 0- 4        | 0- 2     |     |    |    |
| 0- 5             | 0- 0     | 0- 0      | AWAY           | 0- 1       | 0- 4        | 0- 2     |     |    |    |
| 0- 0             | 0- 0     | 0- 0      | NEUTRAL        | 0- 0       | 0- 0        | 0- 0     |     |    |    |

| RPI 1-25                  |   |          |       | RPI 26-50 |   |                   |       | RPI 51-100 |     |                   |                    | RPI 101+ |     |          |                    | Team's RPI: 305 |     |
|---------------------------|---|----------|-------|-----------|---|-------------------|-------|------------|-----|-------------------|--------------------|----------|-----|----------|--------------------|-----------------|-----|
| RPI                       | S | Opponent | Score | RPI       | S | Opponent          | Score | RPI        | S   | Opponent          | Score              | RPI      | S   | Opponent | Score              |                 |     |
|                           |   |          |       |           |   |                   |       | 51         | A   | Gonzaga           | 36                 | 75       | 112 | H        | BYU                | 58              | 72  |
|                           |   |          |       |           |   |                   |       | 51         | H   | Gonzaga           | 56                 | 70       | 133 | H        | Weber St.          | 70              | 91  |
|                           |   |          |       |           |   |                   |       | 79         | H   | Saint Mary's (CA) | 68                 | 65       | 142 | A        | Washington         | 67              | 93  |
|                           |   |          |       |           |   |                   |       |            |     |                   |                    |          | 144 | H        | Portland St.       | 71              | 77  |
|                           |   |          |       |           |   |                   |       |            |     |                   |                    |          | 145 | H        | Saint Francis (PA) | 101             | 106 |
|                           |   |          |       |           |   |                   |       |            |     |                   |                    |          | 152 | H        | Loyola Marymount   | 60              | 63  |
|                           |   |          |       |           |   |                   |       |            |     |                   |                    |          | 153 | A        | Pacific            | 55              | 91  |
|                           |   |          |       |           |   |                   |       |            |     |                   |                    |          | 164 | A        | San Francisco      | 75              | 84  |
|                           |   |          |       |           |   |                   |       |            |     |                   |                    |          | 168 | A        | UC Irvine          | 52              | 63  |
|                           |   |          |       |           |   |                   |       |            |     |                   |                    |          | 196 | H        | Boise St.          | 47              | 73  |
|                           |   |          |       |           |   |                   |       |            |     |                   |                    |          | 211 | A        | San Diego          | 52              | 59  |
|                           |   |          |       |           |   |                   |       |            |     |                   |                    |          | 211 | H        | San Diego          | 60              | 75  |
|                           |   |          |       |           |   |                   |       |            |     |                   |                    |          | 231 | A        | Pepperdine         | 79              | 83  |
|                           |   |          |       |           |   |                   |       |            |     |                   |                    |          | 246 | H        | Hawaii             | 76              | 47  |
|                           |   |          |       |           |   |                   |       |            |     |                   |                    |          | 263 | H        | Santa Clara        | 43              | 50  |
|                           |   |          |       |           |   |                   |       |            |     |                   |                    |          | 298 | A        | Cal St. Fullerton  | 61              | 66  |
|                           |   |          |       |           |   |                   |       |            |     |                   |                    |          | 301 | H        | Utah Valley        | 71              | 64  |
| LAST 12 Division I GAMES: |   |          |       |           |   |                   |       |            |     |                   |                    |          |     |          |                    |                 |     |
|                           |   |          |       | 231       | A | Pepperdine        | 79    | 83         | 51  | H                 | Gonzaga            | 56       | 70  |          |                    |                 |     |
|                           |   |          |       | 79        | H | Saint Mary's (CA) | 68    | 65         | 263 | H                 | Santa Clara        | 43       | 50  |          |                    |                 |     |
|                           |   |          |       | 51        | A | Gonzaga           | 36    | 75         | 211 | A                 | San Diego          | 52       | 59  |          |                    |                 |     |
|                           |   |          |       | 152       | H | Loyola Marymount  | 60    | 63         | 164 | A                 | San Francisco      | 75       | 84  |          |                    |                 |     |
|                           |   |          |       | 211       | H | San Diego         | 60    | 75         | 112 | H                 | BYU                | 58       | 72  |          |                    |                 |     |
|                           |   |          |       | 153       | A | Pacific           | 55    | 91         | 145 | H                 | Saint Francis (PA) | 101      | 106 |          |                    |                 |     |

Portl and



|                   |          |           |                |            |             |               |      |      |       |           |
|-------------------|----------|-----------|----------------|------------|-------------|---------------|------|------|-------|-----------|
| Average RPI Win:  | 217      | WON-LOST  | WINNING        | LAST 10    | STRENGTH OF | OPP. STRENGTH | TEAM | ADJ. | CONF. | ADJ CONF. |
| Average RPI Loss: | 144      | RECORD    | PCT. RANK      | GAMES      | SCHEDULE    | OF SCHEDULE   | RPI  | RPI  | RPI   | RPI       |
| DIV. I ONLY       | 9- 9     | 165       | 6- 4           | 173        | 209         | 144           | 144  | 19   | 19    |           |
| DIV. I NON-CONF.  | 4- 5     | 202       | 2- 0           | 118        | 164         | 96            | 96   | 14   | 14    |           |
| -----             |          |           |                |            |             |               |      |      |       |           |
| TOTALS            | RPI 1-25 | RPI 26-50 | W-L RECORDS    | RPI 51-100 | RPI 101-999 | RPI 201+      |      |      |       |           |
| 9- 9              | 0- 0     | 0- 0      | OVERALL        | 0- 2       | 9- 7        | 5- 2          |      |      |       |           |
| 4- 2              | 0- 0     | 0- 0      | HOME           | 0- 0       | 4- 2        | 2- 0          |      |      |       |           |
| 5- 7              | 0- 0     | 0- 0      | AWAY           | 0- 2       | 5- 5        | 3- 2          |      |      |       |           |
| 0- 0              | 0- 0     | 0- 0      | NEUTRAL        | 0- 0       | 0- 0        | 0- 0          |      |      |       |           |
| 4- 5              | 0- 0     | 0- 0      | NON-CONFERENCE | 0- 2       | 4- 3        | 2- 1          |      |      |       |           |
| 1- 0              | 0- 0     | 0- 0      | HOME           | 0- 0       | 1- 0        | 0- 0          |      |      |       |           |
| 3- 5              | 0- 0     | 0- 0      | AWAY           | 0- 2       | 3- 3        | 2- 1          |      |      |       |           |
| 0- 0              | 0- 0     | 0- 0      | NEUTRAL        | 0- 0       | 0- 0        | 0- 0          |      |      |       |           |
| 5- 4              | 0- 0     | 0- 0      | CONFERENCE     | 0- 0       | 5- 4        | 3- 1          |      |      |       |           |
| 3- 2              | 0- 0     | 0- 0      | HOME           | 0- 0       | 3- 2        | 2- 0          |      |      |       |           |
| 2- 2              | 0- 0     | 0- 0      | AWAY           | 0- 0       | 2- 2        | 1- 1          |      |      |       |           |
| 0- 0              | 0- 0     | 0- 0      | NEUTRAL        | 0- 0       | 0- 0        | 0- 0          |      |      |       |           |

| RPI 1-25                  |   |          |       | RPI 26-50 |   |                |       | RPI 51-100 |   |          |       | RPI 101+       |        |                |        | Team's RPI: 144 |
|---------------------------|---|----------|-------|-----------|---|----------------|-------|------------|---|----------|-------|----------------|--------|----------------|--------|-----------------|
| RPI                       | S | Opponent | Score | RPI       | S | Opponent       | Score | RPI        | S | Opponent | Score | RPI            | S      | Opponent       | Score  |                 |
|                           |   |          |       |           |   |                |       | 51         | A | Gonzaga  | 52 91 | 104            | A      | UNLV           | 80 88  |                 |
|                           |   |          |       |           |   |                |       | 67         | A | UC Davis | 67 79 | 120            | H      | Ole Miss       | 94 79  |                 |
|                           |   |          |       |           |   |                |       |            |   |          |       | 133            | H      | Weber St.      | 77 64  |                 |
|                           |   |          |       |           |   |                |       |            |   |          |       | 146            | A      | Idaho          | 60 61  |                 |
|                           |   |          |       |           |   |                |       |            |   |          |       | 146            | H      | Idaho          | 90 101 |                 |
|                           |   |          |       |           |   |                |       |            |   |          |       | 160            | H      | Idaho St.      | 59 88  |                 |
|                           |   |          |       |           |   |                |       |            |   |          |       | 168            | A      | UC Irvine      | 82 72  |                 |
|                           |   |          |       |           |   |                |       |            |   |          |       | 171            | A      | Nevada         | 55 67  |                 |
|                           |   |          |       |           |   |                |       |            |   |          |       | 201            | A      | Montana St.    | 69 60  |                 |
|                           |   |          |       |           |   |                |       |            |   |          |       | 203            | H      | Eastern Wash.  | 75 60  |                 |
|                           |   |          |       |           |   |                |       |            |   |          |       | 216            | A      | Seattle U      | 77 91  |                 |
|                           |   |          |       |           |   |                |       |            |   |          |       | 233            | A      | Montana        | 53 69  |                 |
|                           |   |          |       |           |   |                |       |            |   |          |       | 252            | A      | San Jose St.   | 90 78  |                 |
|                           |   |          |       |           |   |                |       |            |   |          |       | 284            | A      | Sacramento St. | 81 72  |                 |
|                           |   |          |       |           |   |                |       |            |   |          |       | 284            | H      | Sacramento St. | 74 73  |                 |
|                           |   |          |       |           |   |                |       |            |   |          |       | 305            | A      | Portland       | 77 71  |                 |
| -----                     |   |          |       |           |   |                |       |            |   |          |       |                |        |                |        |                 |
| LAST 12 Division I GAMES: |   |          |       |           |   |                |       |            |   |          |       |                |        |                |        |                 |
|                           |   |          |       | 146       | A | Idaho          | 60 61 |            |   | 146      | H     | Idaho          | 90 101 |                |        |                 |
|                           |   |          |       | 284       | A | Sacramento St. | 81 72 |            |   | 203      | H     | Eastern Wash.  | 75 60  |                |        |                 |
|                           |   |          |       | 133       | H | Weber St.      | 77 64 |            |   | 284      | H     | Sacramento St. | 74 73  |                |        |                 |
|                           |   |          |       | 160       | H | Idaho St.      | 59 88 |            |   | 120      | H     | Ole Miss       | 94 79  |                |        |                 |
|                           |   |          |       | 233       | A | Montana        | 53 69 |            |   | 168      | A     | UC Irvine      | 82 72  |                |        |                 |
|                           |   |          |       | 201       | A | Montana St.    | 69 60 |            |   | 51       | A     | Gonzaga        | 52 91  |                |        |                 |

Non-Div I Games: Northwest (WA) 63 60 Multnomah 95 32

Portland St.



|                   |          |           |                |            |             |               |      |      |       |           |
|-------------------|----------|-----------|----------------|------------|-------------|---------------|------|------|-------|-----------|
| Average RPI Win:  | 281      | WON-LOST  | WINNING        | LAST 10    | STRENGTH OF | OPP. STRENGTH | TEAM | ADJ. | CONF. | ADJ CONF. |
| Average RPI Loss: | 202      | RECORD    | PCT. RANK      | GAMES      | SCHEDULE    | OF SCHEDULE   | RPI  | RPI  | RPI   | RPI       |
| DIV. I ONLY       | 5- 13    | 286       | 5- 5           | 234        | 346         | 282           | 282  | 32   | 32    |           |
| DIV. I NON-CONF.  | 0- 9     | 337       | 0- 3           | 51         | 315         | 294           | 294  | 32   | 32    |           |
| -----             |          |           |                |            |             |               |      |      |       |           |
| TOTALS            | RPI 1-25 | RPI 26-50 | W-L RECORDS    | RPI 51-100 | RPI 101-999 | RPI 201+      |      |      |       |           |
| 5- 13             | 0- 1     | 0- 0      | OVERALL        | 0- 0       | 5- 12       | 4- 7          |      |      |       |           |
| 3- 2              | 0- 0     | 0- 0      | HOME           | 0- 0       | 3- 2        | 2- 1          |      |      |       |           |
| 2- 10             | 0- 1     | 0- 0      | AWAY           | 0- 0       | 2- 9        | 2- 5          |      |      |       |           |
| 0- 1              | 0- 0     | 0- 0      | NEUTRAL        | 0- 0       | 0- 1        | 0- 1          |      |      |       |           |
| 0- 9              | 0- 1     | 0- 0      | NON-CONFERENCE | 0- 0       | 0- 8        | 0- 3          |      |      |       |           |
| 0- 1              | 0- 0     | 0- 0      | HOME           | 0- 0       | 0- 1        | 0- 0          |      |      |       |           |
| 0- 7              | 0- 1     | 0- 0      | AWAY           | 0- 0       | 0- 6        | 0- 2          |      |      |       |           |
| 0- 1              | 0- 0     | 0- 0      | NEUTRAL        | 0- 0       | 0- 1        | 0- 1          |      |      |       |           |
| 5- 4              | 0- 0     | 0- 0      | CONFERENCE     | 0- 0       | 5- 4        | 4- 4          |      |      |       |           |
| 3- 1              | 0- 0     | 0- 0      | HOME           | 0- 0       | 3- 1        | 2- 1          |      |      |       |           |
| 2- 3              | 0- 0     | 0- 0      | AWAY           | 0- 0       | 2- 3        | 2- 3          |      |      |       |           |
| 0- 0              | 0- 0     | 0- 0      | NEUTRAL        | 0- 0       | 0- 0        | 0- 0          |      |      |       |           |

| RPI 1-25                  |   |                  |       | RPI 26-50 |   |                |       | RPI 51-100 |   |          |       | RPI 101+ Team's RPI: 282 |   |                    |       |
|---------------------------|---|------------------|-------|-----------|---|----------------|-------|------------|---|----------|-------|--------------------------|---|--------------------|-------|
| RPI                       | S | Opponent         | Score | RPI       | S | Opponent       | Score | RPI        | S | Opponent | Score | RPI                      | S | Opponent           | Score |
| 12                        | A | Texas A&M        | 70 98 |           |   |                |       |            |   |          |       | 109                      | H | Rice               | 68 88 |
|                           |   |                  |       |           |   |                |       |            |   |          |       | 121                      | A | Colorado St.       | 59 71 |
|                           |   |                  |       |           |   |                |       |            |   |          |       | 135                      | A | Clemson            | 58 64 |
|                           |   |                  |       |           |   |                |       |            |   |          |       | 148                      | A | Bethune-Cookman    | 52 77 |
|                           |   |                  |       |           |   |                |       |            |   |          |       | 149                      | A | Texas St.          | 57 84 |
|                           |   |                  |       |           |   |                |       |            |   |          |       | 187                      | H | Southern U.        | 69 62 |
|                           |   |                  |       |           |   |                |       |            |   |          |       | 232                      | A | Texas Tech         | 60 89 |
|                           |   |                  |       |           |   |                |       |            |   |          |       | 241                      | A | Texas Southern     | 61 56 |
|                           |   |                  |       |           |   |                |       |            |   |          |       | 254                      | A | Grambling          | 79 81 |
|                           |   |                  |       |           |   |                |       |            |   |          |       | 262                      | N | A&M-Corpus Christi | 62 72 |
|                           |   |                  |       |           |   |                |       |            |   |          |       | 270                      | H | Alcorn             | 72 73 |
|                           |   |                  |       |           |   |                |       |            |   |          |       | 296                      | A | Alabama A&M        | 55 48 |
|                           |   |                  |       |           |   |                |       |            |   |          |       | 308                      | A | Jackson St.        | 61 70 |
|                           |   |                  |       |           |   |                |       |            |   |          |       | 312                      | A | Alabama St.        | 68 70 |
|                           |   |                  |       |           |   |                |       |            |   |          |       | 317                      | A | UTRGV              | 62 78 |
|                           |   |                  |       |           |   |                |       |            |   |          |       | 339                      | H | Mississippi Val.   | 78 73 |
|                           |   |                  |       |           |   |                |       |            |   |          |       | 341                      | H | Ark.-Pine Bluff    | 64 52 |
| -----                     |   |                  |       |           |   |                |       |            |   |          |       |                          |   |                    |       |
| LAST 12 Division I GAMES: |   |                  |       |           |   |                |       |            |   |          |       |                          |   |                    |       |
| 296                       | A | Alabama A&M      | 55 48 | 241       | A | Texas Southern | 61 56 |            |   |          |       |                          |   |                    |       |
| 312                       | A | Alabama St.      | 68 70 | 187       | H | Southern U.    | 69 62 |            |   |          |       |                          |   |                    |       |
| 339                       | H | Mississippi Val. | 78 73 | 270       | H | Alcorn         | 72 73 |            |   |          |       |                          |   |                    |       |
| 341                       | H | Ark.-Pine Bluff  | 64 52 | 109       | H | Rice           | 68 88 |            |   |          |       |                          |   |                    |       |
| 308                       | A | Jackson St.      | 61 70 | 121       | A | Colorado St.   | 59 71 |            |   |          |       |                          |   |                    |       |
| 254                       | A | Grambling        | 79 81 | 232       | A | Texas Tech     | 60 89 |            |   |          |       |                          |   |                    |       |

Non-Div I Games: Texas-Tyler 99 56 Arlington Baptist 116 73

Prairie View



|                   |          |           |                |            |             |               |      |      |       |           |
|-------------------|----------|-----------|----------------|------------|-------------|---------------|------|------|-------|-----------|
| Average RPI Win:  | 269      | WON-LOST  | WINNING        | LAST 10    | STRENGTH OF | OPP. STRENGTH | TEAM | ADJ. | CONF. | ADJ CONF. |
| Average RPI Loss: | 163      | RECORD    | PCT. RANK      | GAMES      | SCHEDULE    | OF SCHEDULE   | RPI  | RPI  | RPI   | RPI       |
| DIV. I ONLY       | 7- 13    | 258       | 5- 5           | 216        | 271         | 256           | 256  | 28   | 28    |           |
| DIV. I NON-CONF.  | 3- 8     | 268       | 2- 1           | 158        | 157         | 244           | 244  | 28   | 28    |           |
| -----             |          |           |                |            |             |               |      |      |       |           |
| TOTALS            | RPI 1-25 | RPI 26-50 | W-L RECORDS    | RPI 51-100 | RPI 101-999 | RPI 201+      |      |      |       |           |
| 7- 13             | 0- 2     | 0- 0      | OVERALL        | 0- 3       | 7- 8        | 6- 5          |      |      |       |           |
| 5- 4              | 0- 0     | 0- 0      | HOME           | 0- 0       | 5- 4        | 4- 3          |      |      |       |           |
| 2- 9              | 0- 0     | 0- 0      | AWAY           | 0- 1       | 2- 1        | 2- 0          |      |      |       |           |
| 0- 0              | 0- 0     | 0- 0      | NEUTRAL        | 0- 0       | 0- 0        | 0- 0          |      |      |       |           |
| 3- 8              | 0- 2     | 0- 0      | NON-CONFERENCE | 0- 3       | 3- 3        | 2- 3          |      |      |       |           |
| 2- 2              | 0- 0     | 0- 0      | HOME           | 0- 0       | 2- 2        | 1- 2          |      |      |       |           |
| 1- 6              | 0- 2     | 0- 0      | AWAY           | 0- 3       | 1- 1        | 1- 1          |      |      |       |           |
| 0- 0              | 0- 0     | 0- 0      | NEUTRAL        | 0- 0       | 0- 0        | 0- 0          |      |      |       |           |
| 4- 5              | 0- 0     | 0- 0      | CONFERENCE     | 0- 0       | 4- 5        | 4- 2          |      |      |       |           |
| 3- 2              | 0- 0     | 0- 0      | HOME           | 0- 0       | 3- 2        | 3- 1          |      |      |       |           |
| 1- 3              | 0- 0     | 0- 0      | AWAY           | 0- 0       | 1- 3        | 1- 1          |      |      |       |           |
| 0- 0              | 0- 0     | 0- 0      | NEUTRAL        | 0- 0       | 0- 0        | 0- 0          |      |      |       |           |

| RPI 1-25                  |   |                |       | RPI 26-50 |   |              |       | RPI 51-100 |   |                |       | RPI 101+ Team's RPI: 256 |   |                |       |
|---------------------------|---|----------------|-------|-----------|---|--------------|-------|------------|---|----------------|-------|--------------------------|---|----------------|-------|
| RPI                       | S | Opponent       | Score | RPI       | S | Opponent     | Score | RPI        | S | Opponent       | Score | RPI                      | S | Opponent       | Score |
| 10                        | A | UCLA           | 40 76 |           |   |              |       | 76         | A | Belmont        | 48 90 | 110                      | H | Liberty        | 64 76 |
| 14                        | A | Duke           | 45 79 |           |   |              |       | 82         | A | North Carolina | 56 91 | 131                      | A | High Point     | 55 81 |
|                           |   |                |       |           |   |              |       | 94         | A | Chattanooga    | 51 71 | 175                      | H | Furman         | 76 75 |
|                           |   |                |       |           |   |              |       |            |   |                |       | 185                      | A | Radford        | 55 93 |
|                           |   |                |       |           |   |              |       |            |   |                |       | 223                      | H | Gardner-Webb   | 72 69 |
|                           |   |                |       |           |   |              |       |            |   |                |       | 225                      | H | UNCG           | 57 64 |
|                           |   |                |       |           |   |              |       |            |   |                |       | 236                      | A | San Diego St.  | 50 77 |
|                           |   |                |       |           |   |              |       |            |   |                |       | 242                      | A | UNC Asheville  | 76 74 |
|                           |   |                |       |           |   |              |       |            |   |                |       | 258                      | H | Campbell       | 65 59 |
|                           |   |                |       |           |   |              |       |            |   |                |       | 280                      | H | Kennesaw St.   | 51 60 |
|                           |   |                |       |           |   |              |       |            |   |                |       | 313                      | A | USC Upstate    | 83 69 |
|                           |   |                |       |           |   |              |       |            |   |                |       | 322                      | H | Charleston So. | 61 64 |
|                           |   |                |       |           |   |              |       |            |   |                |       | 333                      | H | N.C. Central   | 69 60 |
|                           |   |                |       |           |   |              |       |            |   |                |       | 342                      | H | Winthrop       | 78 45 |
|                           |   |                |       |           |   |              |       |            |   |                |       | 349                      | A | Longwood       | 56 66 |
| -----                     |   |                |       |           |   |              |       |            |   |                |       |                          |   |                |       |
| LAST 12 Division I GAMES: |   |                |       |           |   |              |       |            |   |                |       |                          |   |                |       |
| 322                       | H | Charleston So. | 61 64 | 131       | A | High Point   | 55 81 |            |   |                |       |                          |   |                |       |
| 242                       | A | UNC Asheville  | 76 74 | 349       | A | Longwood     | 56 66 |            |   |                |       |                          |   |                |       |
| 342                       | H | Winthrop       | 78 45 | 110       | H | Liberty      | 64 76 |            |   |                |       |                          |   |                |       |
| 185                       | A | Radford        | 55 93 | 175       | H | Furman       | 76 75 |            |   |                |       |                          |   |                |       |
| 223                       | H | Gardner-Webb   | 72 69 | 225       | H | UNCG         | 57 64 |            |   |                |       |                          |   |                |       |
| 258                       | H | Campbell       | 65 59 | 333       | H | N.C. Central | 69 60 |            |   |                |       |                          |   |                |       |

Non-Div I Games:

Presbyterian



|                   |          |           |                |            |             |               |      |      |       |           |
|-------------------|----------|-----------|----------------|------------|-------------|---------------|------|------|-------|-----------|
| Average RPI Win:  | 175      | WON-LOST  | WINNING        | LAST 10    | STRENGTH OF | OPP. STRENGTH | TEAM | ADJ. | CONF. | ADJ CONF. |
| Average RPI Loss: | 38       | RECORD    | PCT. RANK      | GAMES      | SCHEDULE    | OF SCHEDULE   | RPI  | RPI  | RPI   | RPI       |
| DIV. I ONLY       | 13- 3    | 23        | 9- 1           | 138        | 93          | 52            | 52   | 9    | 9     |           |
| DIV. I NON-CONF.  | 10- 3    | 51        | 7- 2           | 131        | 43          | 49            | 49   | 9    | 9     |           |
| -----             |          |           |                |            |             |               |      |      |       |           |
| TOTALS            | RPI 1-25 | RPI 26-50 | W-L RECORDS    | RPI 51-100 | RPI 101-999 | RPI 201+      |      |      |       |           |
| 13- 3             | 0- 2     | 0- 0      | OVERALL        | 3- 1       | 10- 0       | 4- 0          |      |      |       |           |
| 5- 2              | 0- 1     | 0- 0      | HOME           | 0- 1       | 5- 0        | 2- 0          |      |      |       |           |
| 6- 1              | 0- 1     | 0- 0      | AWAY           | 2- 0       | 4- 0        | 2- 0          |      |      |       |           |
| 2- 0              | 0- 0     | 0- 0      | NEUTRAL        | 1- 0       | 1- 0        | 0- 0          |      |      |       |           |
| 10- 3             | 0- 2     | 0- 0      | NON-CONFERENCE | 3- 1       | 7- 0        | 3- 0          |      |      |       |           |
| 3- 2              | 0- 1     | 0- 0      | HOME           | 0- 1       | 3- 0        | 1- 0          |      |      |       |           |
| 5- 1              | 0- 1     | 0- 0      | AWAY           | 2- 0       | 3- 0        | 2- 0          |      |      |       |           |
| 2- 0              | 0- 0     | 0- 0      | NEUTRAL        | 1- 0       | 1- 0        | 0- 0          |      |      |       |           |
| 3- 0              | 0- 0     | 0- 0      | CONFERENCE     | 0- 0       | 3- 0        | 1- 0          |      |      |       |           |
| 2- 0              | 0- 0     | 0- 0      | HOME           | 0- 0       | 2- 0        | 1- 0          |      |      |       |           |
| 1- 0              | 0- 0     | 0- 0      | AWAY           | 0- 0       | 1- 0        | 0- 0          |      |      |       |           |
| 0- 0              | 0- 0     | 0- 0      | NEUTRAL        | 0- 0       | 0- 0        | 0- 0          |      |      |       |           |

| RPI                          | S | Opponent        | Score | RPI | S | Opponent | Score | RPI | S | Opponent      | Score | RPI | S | Opponent           | Score |
|------------------------------|---|-----------------|-------|-----|---|----------|-------|-----|---|---------------|-------|-----|---|--------------------|-------|
| 18                           | A | Rutgers         | 50 70 |     |   |          |       | 55  | A | Qui nni pi ac | 60 46 | 113 | A | Penn               | 70 55 |
| 22                           | H | Vi l l anova    | 59 62 |     |   |          |       | 74  | H | Georgi a Tech | 56 67 | 114 | H | George Washi ngton | 72 52 |
|                              |   |                 |       |     |   |          |       | 93  | A | Seton Hal l   | 85 83 | 119 | H | Del aware          | 78 60 |
|                              |   |                 |       |     |   |          |       | 94  | N | Chattanooga   | 59 49 | 151 | A | Davi dson          | 63 57 |
|                              |   |                 |       |     |   |          |       |     |   |               |       | 176 | N | Saint Joseph' s    | 63 54 |
|                              |   |                 |       |     |   |          |       |     |   |               |       | 191 | H | Col umbi a         | 69 47 |
|                              |   |                 |       |     |   |          |       |     |   |               |       | 237 | A | Lafayette          | 53 45 |
|                              |   |                 |       |     |   |          |       |     |   |               |       | 276 | H | Cornel l           | 75 54 |
|                              |   |                 |       |     |   |          |       |     |   |               |       | 326 | A | Wagner             | 58 37 |
|                              |   |                 |       |     |   |          |       |     |   |               |       | 332 | H | UMBC               | 77 40 |
| -----                        |   |                 |       |     |   |          |       |     |   |               |       |     |   |                    |       |
| LAST 12 Di vi si on I GAMES: |   |                 |       |     |   |          |       |     |   |               |       |     |   |                    |       |
| 276                          | H | Cornel l        | 75 54 | 326 | A | Wagner   | 58 37 | 18  | A | Rutgers       | 50 70 |     |   |                    |       |
| 191                          | H | Col umbi a      | 69 47 |     |   |          |       | 55  | A | Qui nni pi ac | 60 46 |     |   |                    |       |
| 113                          | A | Penn            | 70 55 |     |   |          |       | 237 | A | Lafayette     | 53 45 |     |   |                    |       |
| 332                          | H | UMBC            | 77 40 |     |   |          |       | 119 | H | Del aware     | 78 60 |     |   |                    |       |
| 94                           | N | Chattanooga     | 59 49 |     |   |          |       | 22  | H | Vi l l anova  | 59 62 |     |   |                    |       |
| 176                          | N | Saint Joseph' s | 63 54 |     |   |          |       |     |   |               |       |     |   |                    |       |

Non-Di v I Games:

Pri nceton



| Average RPI      | Win:     | 170   | WON-LOST  | WINNING   | LAST 10        | STRENGTH OF | OPP. STRENGTH | TEAM        | ADJ. | CONF.    | ADJ CONF. |
|------------------|----------|-------|-----------|-----------|----------------|-------------|---------------|-------------|------|----------|-----------|
| Average RPI      | Loss:    | 99    | RECORD    | PCT. RANK | GAMES          | SCHEDULE    | OF SCHEDULE   | RPI         | RPI  | RPI      | RPI       |
| DIV. I ONLY      |          | 9- 14 |           | 240       | 2- 8           | 126         | 62            | 186         | 186  | 6        | 6         |
| DIV. I NON-CONF. |          | 7- 5  |           | 132       | 1- 0           | 244         | 189           | 165         | 165  | 5        | 5         |
| -----            |          |       |           |           |                |             |               |             |      |          |           |
| TOTALS           | RPI 1-25 |       | RPI 26-50 |           | W-L RECORDS    | RPI 51-100  |               | RPI 101-999 |      | RPI 201+ |           |
| 9- 14            | 0- 3     |       | 0- 1      |           | OVERALL        | 2- 6        |               | 7- 4        |      | 2- 1     |           |
| 3- 8             | 0- 3     |       | 0- 0      |           | HOME           | 1- 3        |               | 2- 2        |      | 1- 0     |           |
| 3- 6             | 0- 0     |       | 0- 1      |           | AWAY           | 1- 3        |               | 2- 2        |      | 0- 1     |           |
| 3- 0             | 0- 0     |       | 0- 0      |           | NEUTRAL        | 0- 0        |               | 3- 0        |      | 1- 0     |           |
| 7- 5             | 0- 0     |       | 0- 0      |           | NON-CONFERENCE | 0- 3        |               | 7- 2        |      | 2- 1     |           |
| 2- 3             | 0- 0     |       | 0- 0      |           | HOME           | 0- 2        |               | 2- 1        |      | 1- 0     |           |
| 2- 2             | 0- 0     |       | 0- 0      |           | AWAY           | 0- 1        |               | 2- 1        |      | 0- 1     |           |
| 3- 0             | 0- 0     |       | 0- 0      |           | NEUTRAL        | 0- 0        |               | 3- 0        |      | 1- 0     |           |
| 2- 9             | 0- 3     |       | 0- 1      |           | CONFERENCE     | 2- 3        |               | 0- 2        |      | 0- 0     |           |
| 1- 5             | 0- 3     |       | 0- 0      |           | HOME           | 1- 1        |               | 0- 1        |      | 0- 0     |           |
| 1- 4             | 0- 0     |       | 0- 1      |           | AWAY           | 1- 2        |               | 0- 1        |      | 0- 0     |           |
| 0- 0             | 0- 0     |       | 0- 0      |           | NEUTRAL        | 0- 0        |               | 0- 0        |      | 0- 0     |           |

| RPI                       | S | Opponent        | Score        | RPI | S | Opponent  | Score        | RPI | S | Opponent        | Score        | RPI | S | Opponent        | Score        | Team's RPI: 186 |
|---------------------------|---|-----------------|--------------|-----|---|-----------|--------------|-----|---|-----------------|--------------|-----|---|-----------------|--------------|-----------------|
| 21                        | H | Marquette       | 60 <b>77</b> | 45  | A | Creighton | 56 <b>73</b> | 55  | A | Qui nni pi ac   | 36 <b>62</b> | 101 | N | Wright St.      | 74 69        |                 |
| 22                        | H | Villanova       | 55 <b>63</b> |     |   |           |              | 60  | A | St. John's (NY) | 49 44        | 117 | A | Yale            | 55 51        |                 |
| 23                        | H | DePaul          | 48 <b>71</b> |     |   |           |              | 60  | H | St. John's (NY) | 70 68        | 124 | H | Georgetown      | 43 <b>75</b> |                 |
|                           |   |                 |              |     |   |           |              | 80  | H | Penn St.        | 51 <b>60</b> | 155 | A | Northeastern    | 98 95        |                 |
|                           |   |                 |              |     |   |           |              | 88  | A | Butler          | 57 <b>68</b> | 169 | N | Stetson         | 56 45        |                 |
|                           |   |                 |              |     |   |           |              | 93  | A | Seton Hall      | 56 <b>65</b> | 191 | H | Col umbi a      | 64 <b>73</b> |                 |
|                           |   |                 |              |     |   |           |              | 93  | H | Seton Hall      | 56 <b>65</b> | 197 | A | Xavi er         | 59 <b>68</b> |                 |
|                           |   |                 |              |     |   |           |              | 99  | H | Brown           | 59 <b>64</b> | 198 | H | Boston College  | 63 55        |                 |
|                           |   |                 |              |     |   |           |              |     |   |                 |              | 260 | A | Sacred Heart    | 75 <b>78</b> |                 |
|                           |   |                 |              |     |   |           |              |     |   |                 |              | 331 | H | Rhode Island    | 65 41        |                 |
|                           |   |                 |              |     |   |           |              |     |   |                 |              | 336 | N | Savannah St.    | 78 48        |                 |
| -----                     |   |                 |              |     |   |           |              |     |   |                 |              |     |   |                 |              |                 |
| LAST 12 Division I GAMES: |   |                 |              |     |   |           |              |     |   |                 |              |     |   |                 |              |                 |
| 60                        | H | St. John's (NY) | 70 68        | 23  | H | DePaul    | 48 <b>71</b> | 93  | A | Seton Hall      | 56 <b>65</b> | 60  | A | St. John's (NY) | 49 44        |                 |
| 93                        | H | Seton Hall      | 56 <b>65</b> | 88  | A | Butler    | 57 <b>68</b> | 22  | H | Villanova       | 55 <b>63</b> | 124 | H | Georgetown      | 43 <b>75</b> |                 |
| 88                        | A | Butler          | 57 <b>68</b> | 197 | A | Xavier    | 59 <b>68</b> | 198 | H | Boston College  | 63 55        |     |   |                 |              |                 |
| 45                        | A | Creighton       | 56 <b>73</b> |     |   |           |              |     |   |                 |              |     |   |                 |              |                 |
| 21                        | H | Marquette       | 60 <b>77</b> |     |   |           |              |     |   |                 |              |     |   |                 |              |                 |

Non-Div I Games:

Providence



Average RPI Win: 133  
Average RPI Loss: 59

WON-LOST  
RECORD

WINNING  
PCT. RANK

LAST 10  
GAMES

STRENGTH OF  
SCHEDULE

OPP. STRENGTH  
OF SCHEDULE

TEAM  
RPI

ADJ.  
RPI

CONF.  
RPI

ADJ CONF.  
RPI

|                  |          |           |                |            |             |          |    |   |   |
|------------------|----------|-----------|----------------|------------|-------------|----------|----|---|---|
| DIV. I ONLY      | 15- 8    | 86        | 7- 3           | 20         | 51          | 37       | 37 | 3 | 3 |
| DIV. I NON-CONF. | 9- 5     | 99        | 3- 0           | 30         | 126         | 53       | 53 | 4 | 4 |
| TOTALS           | RPI 1-25 | RPI 26-50 | W-L RECORDS    | RPI 51-100 | RPI 101-999 | RPI 201+ |    |   |   |
| 15- 8            | 1- 1     | 3- 2      | OVERALL        | 2- 5       | 9- 0        | 4- 0     |    |   |   |
| 10- 2            | 1- 0     | 0- 1      | HOME           | 2- 1       | 7- 0        | 3- 0     |    |   |   |
| 4- 5             | 0- 1     | 3- 0      | AWAY           | 0- 4       | 1- 0        | 1- 0     |    |   |   |
| 1- 1             | 0- 0     | 0- 1      | NEUTRAL        | 0- 0       | 1- 0        | 0- 0     |    |   |   |
| 9- 5             | 0- 0     | 1- 2      | NON-CONFERENCE | 1- 3       | 7- 0        | 4- 0     |    |   |   |
| 6- 2             | 0- 0     | 0- 1      | HOME           | 1- 1       | 5- 0        | 3- 0     |    |   |   |
| 2- 2             | 0- 0     | 1- 0      | AWAY           | 0- 2       | 1- 0        | 1- 0     |    |   |   |
| 1- 1             | 0- 0     | 0- 1      | NEUTRAL        | 0- 0       | 1- 0        | 0- 0     |    |   |   |
| 6- 3             | 1- 1     | 2- 0      | CONFERENCE     | 1- 2       | 2- 0        | 0- 0     |    |   |   |
| 4- 0             | 1- 0     | 0- 0      | HOME           | 1- 0       | 2- 0        | 0- 0     |    |   |   |
| 2- 3             | 0- 1     | 2- 0      | AWAY           | 0- 2       | 0- 0        | 0- 0     |    |   |   |
| 0- 0             | 0- 0     | 0- 0      | NEUTRAL        | 0- 0       | 0- 0        | 0- 0     |    |   |   |

| RPI 1-25                  |   |              |       | RPI 26-50 |   |                     |       | RPI 51-100 |   |                   |       | RPI 101+ |   |                  |       |
|---------------------------|---|--------------|-------|-----------|---|---------------------|-------|------------|---|-------------------|-------|----------|---|------------------|-------|
| RPI                       | S | Opponent     | Score | RPI       | S | Opponent            | Score | RPI        | S | Opponent          | Score | RPI      | S | Opponent         | Score |
| 18                        | A | Rutgers      | 50 58 | 26        | A | Iowa                | 76 70 | 56         | A | Nebraska          | 51 75 | 103      | H | Miami (OH)       | 75 66 |
| 18                        | H | Rutgers      | 47 33 | 30        | A | Central Mich.       | 79 69 | 72         | A | Indiana           | 54 72 | 126      | H | Lamar University | 79 64 |
|                           |   |              |       | 32        | A | Michigan            | 81 79 | 74         | A | Georgia Tech      | 55 68 | 177      | H | Northwestern     | 63 60 |
|                           |   |              |       | 34        | H | Ball St.            | 60 66 | 79         | H | Saint Mary's (CA) | 70 60 | 180      | H | Wisconsin        | 57 35 |
|                           |   |              |       | 48        | N | Southern California | 46 58 | 80         | H | Penn St.          | 88 73 | 182      | N | Marist           | 61 47 |
|                           |   |              |       |           |   |                     |       | 81         | H | Ohio              | 71 77 | 203      | H | Eastern Wash.    | 65 40 |
|                           |   |              |       |           |   |                     |       | 87         | A | Utah              | 68 81 | 219      | H | UT Martin        | 60 58 |
|                           |   |              |       |           |   |                     |       |            |   |                   |       | 246      | A | Hawaii           | 79 67 |
|                           |   |              |       |           |   |                     |       |            |   |                   |       | 288      | H | Valparaiso       | 95 49 |
| LAST 12 Division I GAMES: |   |              |       |           |   |                     |       |            |   |                   |       |          |   |                  |       |
| 32                        | A | Michigan     | 81 79 | 72        | A | Indiana             | 54 72 |            |   |                   |       |          |   |                  |       |
| 80                        | H | Penn St.     | 88 73 | 180       | H | Wisconsin           | 57 35 |            |   |                   |       |          |   |                  |       |
| 56                        | A | Nebraska     | 51 75 | 18        | A | Rutgers             | 50 58 |            |   |                   |       |          |   |                  |       |
| 177                       | H | Northwestern | 63 60 | 79        | H | Saint Mary's (CA)   | 70 60 |            |   |                   |       |          |   |                  |       |
| 26                        | A | Iowa         | 76 70 | 219       | H | UT Martin           | 60 58 |            |   |                   |       |          |   |                  |       |
| 18                        | H | Rutgers      | 47 33 | 203       | H | Eastern Wash.       | 65 40 |            |   |                   |       |          |   |                  |       |

Non-Div I Games:

Purdue



|                  |          |           |                |            |             |               |      |      |       |           |
|------------------|----------|-----------|----------------|------------|-------------|---------------|------|------|-------|-----------|
| Average RPI      | Win: 211 | WON-LOST  | WINNING        | LAST 10    | STRENGTH OF | OPP. STRENGTH | TEAM | ADJ. | CONF. | ADJ CONF. |
| Average RPI      | Loss: 31 | RECORD    | PCT. RANK      | GAMES      | SCHEDULE    | OF SCHEDULE   | RPI  | RPI  | RPI   | RPI       |
| DIV. I ONLY      | 17- 5    | 37        | 10- 0          | 124        | 133         | 55            | 55   | 27   | 27    |           |
| DIV. I NON-CONF. | 6- 5     | 153       | 1- 0           | 6          | 10          | 23            | 23   | 26   | 26    |           |
| -----            |          |           |                |            |             |               |      |      |       |           |
| TOTALS           | RPI 1-25 | RPI 26-50 | W-L RECORDS    | RPI 51-100 | RPI 101-999 | RPI 201+      |      |      |       |           |
| 17- 5            | 0- 2     | 3- 1      | OVERALL        | 0- 2       | 14- 0       | 11- 0         |      |      |       |           |
| 9- 1             | 0- 0     | 2- 0      | HOME           | 0- 1       | 7- 0        | 4- 0          |      |      |       |           |
| 8- 3             | 0- 1     | 1- 1      | AWAY           | 0- 1       | 7- 0        | 7- 0          |      |      |       |           |
| 0- 1             | 0- 1     | 0- 0      | NEUTRAL        | 0- 0       | 0- 0        | 0- 0          |      |      |       |           |
| 6- 5             | 0- 2     | 3- 1      | NON-CONFERENCE | 0- 2       | 3- 0        | 2- 0          |      |      |       |           |
| 3- 1             | 0- 0     | 2- 0      | HOME           | 0- 1       | 1- 0        | 0- 0          |      |      |       |           |
| 3- 3             | 0- 1     | 1- 1      | AWAY           | 0- 1       | 2- 0        | 2- 0          |      |      |       |           |
| 0- 1             | 0- 1     | 0- 0      | NEUTRAL        | 0- 0       | 0- 0        | 0- 0          |      |      |       |           |
| 11- 0            | 0- 0     | 0- 0      | CONFERENCE     | 0- 0       | 11- 0       | 9- 0          |      |      |       |           |
| 6- 0             | 0- 0     | 0- 0      | HOME           | 0- 0       | 6- 0        | 4- 0          |      |      |       |           |
| 5- 0             | 0- 0     | 0- 0      | AWAY           | 0- 0       | 5- 0        | 5- 0          |      |      |       |           |
| 0- 0             | 0- 0     | 0- 0      | NEUTRAL        | 0- 0       | 0- 0        | 0- 0          |      |      |       |           |

| RPI 1-25                     |   |               |       | RPI 26-50 |   |                |       | RPI 51-100 |   |              |       | RPI 101+ |   |                |       |
|------------------------------|---|---------------|-------|-----------|---|----------------|-------|------------|---|--------------|-------|----------|---|----------------|-------|
| RPI                          | S | Opponent      | Score | RPI       | S | Opponent       | Score | RPI        | S | Opponent     | Score | RPI      | S | Opponent       | Score |
| 6                            | A | Ohio St.      | 63 95 | 26        | A | Iowa           | 67 83 | 52         | H | Princeton    | 46 60 | 182      | H | Marist         | 62 56 |
| 15                           | N | Missouri      | 51 66 | 30        | A | Central Mi ch. | 84 70 | 54         | A | Michigan St. | 55 74 | 186      | H | Provi dence    | 62 36 |
|                              |   |               |       | 39        | H | Northern Colo. | 60 49 |            |   |              |       | 193      | H | Si ena         | 68 54 |
|                              |   |               |       | 41        | H | Dayton         | 72 66 |            |   |              |       | 205      | A | Hampton        | 64 58 |
|                              |   |               |       |           |   |                |       |            |   |              |       | 217      | A | Ri chmond      | 81 65 |
|                              |   |               |       |           |   |                |       |            |   |              |       | 227      | A | Ni agara       | 84 55 |
|                              |   |               |       |           |   |                |       |            |   |              |       | 227      | H | Ni agara       | 77 61 |
|                              |   |               |       |           |   |                |       |            |   |              |       | 244      | A | Manhattan      | 80 64 |
|                              |   |               |       |           |   |                |       |            |   |              |       | 259      | H | Fai rfi eld    | 77 45 |
|                              |   |               |       |           |   |                |       |            |   |              |       | 264      | H | Ri der         | 73 66 |
|                              |   |               |       |           |   |                |       |            |   |              |       | 290      | A | Canis i us     | 84 55 |
|                              |   |               |       |           |   |                |       |            |   |              |       | 297      | A | Monmouth       | 76 55 |
|                              |   |               |       |           |   |                |       |            |   |              |       | 338      | A | Iona           | 74 38 |
|                              |   |               |       |           |   |                |       |            |   |              |       | 343      | H | Saint Peter's  | 86 39 |
| -----                        |   |               |       |           |   |                |       |            |   |              |       |          |   |                |       |
| LAST 12 Di vi si on I GAMES: |   |               |       |           |   |                |       |            |   |              |       |          |   |                |       |
| 227                          | A | Ni agara      | 84 55 | 182       | H | Marist         | 62 56 | 338        | A | Iona         | 74 38 | 227      | H | Ni agara       | 77 61 |
| 290                          | A | Canis i us    | 84 55 | 227       | H | Ni agara       | 77 61 | 244        | A | Manhattan    | 80 64 | 193      | H | Si ena         | 68 54 |
| 259                          | H | Fai rfi eld   | 77 45 | 244       | A | Manhattan      | 80 64 | 193        | H | Si ena       | 68 54 | 30       | A | Central Mi ch. | 84 70 |
| 297                          | A | Monmouth      | 76 55 | 30        | A | Central Mi ch. | 84 70 |            |   |              |       |          |   |                |       |
| 264                          | H | Ri der        | 73 66 |           |   |                |       |            |   |              |       |          |   |                |       |
| 343                          | H | Saint Peter's | 86 39 |           |   |                |       |            |   |              |       |          |   |                |       |

Non-Di v I Games:

Qui nni pi ac



Average RPI Win: 274  
Average RPI Loss: 155

WON-LOST  
RECORD

WINNING  
PCT. RANK

LAST 10  
GAMES

STRENGTH OF  
SCHEDULE

OPP. STRENGTH  
OF SCHEDULE

TEAM  
RPI

ADJ.  
RPI

CONF.  
RPI

ADJ CONF.  
RPI

|                  |          |           |                |            |             |          |     |    |    |
|------------------|----------|-----------|----------------|------------|-------------|----------|-----|----|----|
| DIV. I ONLY      | 12- 7    | 102       | 6- 3           | 316        | 279         | 185      | 185 | 28 | 28 |
| DIV. I NON-CONF. | 6- 4     | 122       | 2- 0           | 308        | 188         | 184      | 184 | 28 | 28 |
| <hr/>            |          |           |                |            |             |          |     |    |    |
| TOTALS           | RPI 1-25 | RPI 26-50 | W-L RECORDS    | RPI 51-100 | RPI 101-999 | RPI 201+ |     |    |    |
| 12- 7            | 0- 0     | 0- 1      | OVERALL        | 0- 2       | 12- 4       | 11- 3    |     |    |    |
| 6- 1             | 0- 0     | 0- 0      | HOME           | 0- 0       | 6- 1        | 5- 1     |     |    |    |
| 4- 5             | 0- 0     | 0- 0      | AWAY           | 0- 0       | 4- 2        | 4- 2     |     |    |    |
| 2- 1             | 0- 0     | 0- 1      | NEUTRAL        | 0- 0       | 2- 0        | 2- 0     |     |    |    |
| 6- 4             | 0- 0     | 0- 1      | NON-CONFERENCE | 0- 2       | 6- 1        | 6- 1     |     |    |    |
| 3- 0             | 0- 0     | 0- 0      | HOME           | 0- 0       | 3- 0        | 3- 0     |     |    |    |
| 1- 3             | 0- 0     | 0- 0      | AWAY           | 0- 2       | 1- 1        | 1- 1     |     |    |    |
| 2- 1             | 0- 0     | 0- 1      | NEUTRAL        | 0- 0       | 2- 0        | 2- 0     |     |    |    |
| 6- 3             | 0- 0     | 0- 0      | CONFERENCE     | 0- 0       | 6- 3        | 5- 2     |     |    |    |
| 3- 1             | 0- 0     | 0- 0      | HOME           | 0- 0       | 3- 1        | 2- 1     |     |    |    |
| 3- 2             | 0- 0     | 0- 0      | AWAY           | 0- 0       | 3- 2        | 3- 1     |     |    |    |
| 0- 0             | 0- 0     | 0- 0      | NEUTRAL        | 0- 0       | 0- 0        | 0- 0     |     |    |    |

| RPI                       | S | Opponent       | Score | RPI | S | Opponent      | Score | RPI | S | Opponent       | Score | RPI | S | Opponent          | Score |
|---------------------------|---|----------------|-------|-----|---|---------------|-------|-----|---|----------------|-------|-----|---|-------------------|-------|
| 40                        | N | West Virginia  | 55 75 | 64  | A | Virginia Tech | 42 68 | 82  | A | North Carolina | 46 79 | 110 | A | Liberty           | 56 61 |
|                           |   |                |       |     |   |               |       |     |   |                |       | 131 | H | High Point        | 50 47 |
|                           |   |                |       |     |   |               |       |     |   |                |       | 218 | N | Abilene Christian | 71 65 |
|                           |   |                |       |     |   |               |       |     |   |                |       | 223 | A | Gardner-Webb      | 53 69 |
|                           |   |                |       |     |   |               |       |     |   |                |       | 225 | H | UNCG              | 56 53 |
|                           |   |                |       |     |   |               |       |     |   |                |       | 242 | H | UNC Asheville     | 56 67 |
|                           |   |                |       |     |   |               |       |     |   |                |       | 256 | H | Presbyterian      | 93 55 |
|                           |   |                |       |     |   |               |       |     |   |                |       | 258 | A | Campbell          | 51 50 |
|                           |   |                |       |     |   |               |       |     |   |                |       | 271 | H | Appalachian St.   | 61 40 |
|                           |   |                |       |     |   |               |       |     |   |                |       | 281 | N | Towson            | 69 66 |
|                           |   |                |       |     |   |               |       |     |   |                |       | 307 | H | VCU               | 79 62 |
|                           |   |                |       |     |   |               |       |     |   |                |       | 322 | A | Charleston So.    | 61 56 |
|                           |   |                |       |     |   |               |       |     |   |                |       | 323 | A | Western Caro.     | 27 39 |
|                           |   |                |       |     |   |               |       |     |   |                |       | 330 | A | Tennessee Tech    | 60 41 |
|                           |   |                |       |     |   |               |       |     |   |                |       | 342 | H | Winthrop          | 78 52 |
|                           |   |                |       |     |   |               |       |     |   |                |       | 349 | A | Longwood          | 52 33 |
| <hr/>                     |   |                |       |     |   |               |       |     |   |                |       |     |   |                   |       |
| LAST 12 Division I GAMES: |   |                |       |     |   |               |       |     |   |                |       |     |   |                   |       |
| 258                       | A | Campbell       | 51 50 | 242 | H | UNC Asheville | 56 67 | 223 | A | Gardner-Webb   | 53 69 | 342 | H | Winthrop          | 78 52 |
| 110                       | A | Liberty        | 56 61 | 223 | A | Gardner-Webb  | 53 69 | 281 | N | Towson         | 69 66 | 218 | N | Abilene Christian | 71 65 |
| 131                       | H | High Point     | 50 47 | 342 | H | Winthrop      | 78 52 | 40  | N | West Virginia  | 55 75 |     |   |                   |       |
| 256                       | H | Presbyterian   | 93 55 |     |   |               |       |     |   |                |       |     |   |                   |       |
| 349                       | A | Longwood       | 52 33 |     |   |               |       |     |   |                |       |     |   |                   |       |
| 322                       | A | Charleston So. | 61 56 |     |   |               |       |     |   |                |       |     |   |                   |       |

Radford

Radford

Non-Div I Games: UVa-Wise 75 43

Radford

Loss, Non-Conf, S Site, H Home A Away N Neutral



|                   |          |           |                |            |             |               |      |      |       |           |
|-------------------|----------|-----------|----------------|------------|-------------|---------------|------|------|-------|-----------|
| Average RPI Win:  | 278      | WON-LOST  | WINNING        | LAST 10    | STRENGTH OF | OPP. STRENGTH | TEAM | ADJ. | CONF. | ADJ CONF. |
| Average RPI Loss: | 166      | RECORD    | PCT. RANK      | GAMES      | SCHEDULE    | OF SCHEDULE   | RPI  | RPI  | RPI   | RPI       |
| DIV. I ONLY       | 3- 19    | 323       | 1- 9           | 253        | 186         | 331           | 331  | 13   | 13    |           |
| DIV. I NON-CONF.  | 2- 10    | 300       | 0- 1           | 221        | 251         | 314           | 314  | 10   | 10    |           |
| -----             |          |           |                |            |             |               |      |      |       |           |
| TOTALS            | RPI 1-25 | RPI 26-50 | W-L RECORDS    | RPI 51-100 | RPI 101-999 | RPI 201+      |      |      |       |           |
| 3- 19             | 0- 0     | 0- 2      | OVERALL        | 0- 1       | 3- 16       | 3- 6          |      |      |       |           |
| 3- 7              | 0- 0     | 0- 1      | HOME           | 0- 0       | 3- 6        | 3- 4          |      |      |       |           |
| 0- 11             | 0- 0     | 0- 1      | AWAY           | 0- 1       | 0- 9        | 0- 1          |      |      |       |           |
| 0- 1              | 0- 0     | 0- 0      | NEUTRAL        | 0- 0       | 0- 1        | 0- 1          |      |      |       |           |
| 2- 10             | 0- 0     | 0- 1      | NON-CONFERENCE | 0- 1       | 2- 8        | 2- 2          |      |      |       |           |
| 2- 2              | 0- 0     | 0- 1      | HOME           | 0- 0       | 2- 1        | 2- 1          |      |      |       |           |
| 0- 7              | 0- 0     | 0- 0      | AWAY           | 0- 1       | 0- 6        | 0- 0          |      |      |       |           |
| 0- 1              | 0- 0     | 0- 0      | NEUTRAL        | 0- 0       | 0- 1        | 0- 1          |      |      |       |           |
| 1- 9              | 0- 0     | 0- 1      | CONFERENCE     | 0- 0       | 1- 8        | 1- 4          |      |      |       |           |
| 1- 5              | 0- 0     | 0- 0      | HOME           | 0- 0       | 1- 5        | 1- 3          |      |      |       |           |
| 0- 4              | 0- 0     | 0- 1      | AWAY           | 0- 0       | 0- 3        | 0- 1          |      |      |       |           |
| 0- 0              | 0- 0     | 0- 0      | NEUTRAL        | 0- 0       | 0- 0        | 0- 0          |      |      |       |           |

| RPI                       | S | Opponent          | Score  | RPI | S | Opponent     | Score  | RPI | S | Opponent         | Score | RPI | S | Opponent          | Score |
|---------------------------|---|-------------------|--------|-----|---|--------------|--------|-----|---|------------------|-------|-----|---|-------------------|-------|
| 41                        | A | Dayton            | 58 116 | 54  | A | Michigan St. | 38 82  | 106 | A | Dartmouth        | 54 70 | 107 | H | George Mason      | 53 92 |
| 50                        | H | Minnesota         | 60 82  |     |   |              |        | 113 | A | Penn             | 66 84 | 114 | A | George Washington | 52 65 |
|                           |   |                   |        |     |   |              |        | 151 | A | Davi dson        | 67 77 | 151 | H | Davi dson         | 67 79 |
|                           |   |                   |        |     |   |              |        | 166 | A | Jacksonville St. | 53 63 | 182 | A | Marist            | 42 64 |
|                           |   |                   |        |     |   |              |        | 184 | A | Samford          | 37 67 | 186 | A | Provi dence       | 41 65 |
|                           |   |                   |        |     |   |              |        | 217 | H | Ri chmond        | 53 74 | 224 | H | Hol y Cross       | 63 69 |
|                           |   |                   |        |     |   |              |        | 228 | H | La Salle         | 72 63 | 234 | A | St. Bonaventure   | 70 81 |
|                           |   |                   |        |     |   |              |        | 259 | H | Fai rfi eld      | 62 47 | 274 | N | Bryant            | 52 58 |
|                           |   |                   |        |     |   |              |        | 294 | H | Massachusetts    | 59 61 | 307 | H | VCU               | 49 61 |
|                           |   |                   |        |     |   |              |        | 348 | H | UMass Lowell     | 81 64 |     |   |                   |       |
| LAST 12 Division I GAMES: |   |                   |        |     |   |              |        |     |   |                  |       |     |   |                   |       |
| 151                       | H | Davi dson         | 67 79  | 307 | H | VCU          | 49 61  |     |   |                  |       |     |   |                   |       |
| 294                       | H | Massachusetts     | 59 61  | 151 | A | Davi dson    | 67 77  |     |   |                  |       |     |   |                   |       |
| 114                       | A | George Washington | 52 65  | 41  | A | Dayton       | 58 116 |     |   |                  |       |     |   |                   |       |
| 228                       | H | La Salle          | 72 63  | 217 | H | Ri chmond    | 53 74  |     |   |                  |       |     |   |                   |       |
| 234                       | A | St. Bonaventure   | 70 81  | 113 | A | Penn         | 66 84  |     |   |                  |       |     |   |                   |       |
| 107                       | H | George Mason      | 53 92  | 224 | H | Hol y Cross  | 63 69  |     |   |                  |       |     |   |                   |       |

Non-Div I Games: Southern Conn. St. 57 62

Rhode Island



|                   |          |           |                |            |             |               |      |      |       |           |
|-------------------|----------|-----------|----------------|------------|-------------|---------------|------|------|-------|-----------|
| Average RPI Win:  | 250      | WON-LOST  | WINNING        | LAST 10    | STRENGTH OF | OPP. STRENGTH | TEAM | ADJ. | CONF. | ADJ CONF. |
| Average RPI Loss: | 144      | RECORD    | PCT. RANK      | GAMES      | SCHEDULE    | OF SCHEDULE   | RPI  | RPI  | RPI   | RPI       |
| DIV. I ONLY       | 17- 3    | 14        | 9- 1           | 341        | 182         | 109           | 109  | 18   | 18    |           |
| DIV. I NON-CONF.  | 10- 2    | 33        | 4- 0           | 338        | 216         | 134           | 134  | 19   | 19    |           |
| -----             |          |           |                |            |             |               |      |      |       |           |
| TOTALS            | RPI 1-25 | RPI 26-50 | W-L RECORDS    | RPI 51-100 | RPI 101-999 | RPI 201+      |      |      |       |           |
| 17- 3             | 0- 1     | 0- 0      | OVERALL        | 0- 0       | 17- 2       | 11- 1         |      |      |       |           |
| 9- 0              | 0- 0     | 0- 0      | HOME           | 0- 0       | 9- 0        | 5- 0          |      |      |       |           |
| 8- 3              | 0- 1     | 0- 0      | AWAY           | 0- 0       | 8- 2        | 6- 1          |      |      |       |           |
| 0- 0              | 0- 0     | 0- 0      | NEUTRAL        | 0- 0       | 0- 0        | 0- 0          |      |      |       |           |
| 10- 2             | 0- 1     | 0- 0      | NON-CONFERENCE | 0- 0       | 10- 1       | 8- 0          |      |      |       |           |
| 5- 0              | 0- 0     | 0- 0      | HOME           | 0- 0       | 5- 0        | 3- 0          |      |      |       |           |
| 5- 2              | 0- 1     | 0- 0      | AWAY           | 0- 0       | 5- 1        | 5- 0          |      |      |       |           |
| 0- 0              | 0- 0     | 0- 0      | NEUTRAL        | 0- 0       | 0- 0        | 0- 0          |      |      |       |           |
| 7- 1              | 0- 0     | 0- 0      | CONFERENCE     | 0- 0       | 7- 1        | 3- 1          |      |      |       |           |
| 4- 0              | 0- 0     | 0- 0      | HOME           | 0- 0       | 4- 0        | 2- 0          |      |      |       |           |
| 3- 1              | 0- 0     | 0- 0      | AWAY           | 0- 0       | 3- 1        | 1- 1          |      |      |       |           |
| 0- 0              | 0- 0     | 0- 0      | NEUTRAL        | 0- 0       | 0- 0        | 0- 0          |      |      |       |           |

| RPI 1-25                  |   |                |       | RPI 26-50 |   |                    |       | RPI 51-100 |   |          |       | RPI 101+ Team's RPI: 109 |   |                    |       |
|---------------------------|---|----------------|-------|-----------|---|--------------------|-------|------------|---|----------|-------|--------------------------|---|--------------------|-------|
| RPI                       | S | Opponent       | Score | RPI       | S | Opponent           | Score | RPI        | S | Opponent | Score | RPI                      | S | Opponent           | Score |
| 12                        | A | Texas A&M      | 76 82 |           |   |                    |       |            |   |          |       | 115                      | H | UTEP               | 56 42 |
|                           |   |                |       |           |   |                    |       |            |   |          |       | 122                      | H | Little Rock        | 58 51 |
|                           |   |                |       |           |   |                    |       |            |   |          |       | 134                      | A | Kansas             | 65 73 |
|                           |   |                |       |           |   |                    |       |            |   |          |       | 165                      | H | Southern Miss.     | 62 56 |
|                           |   |                |       |           |   |                    |       |            |   |          |       | 174                      | A | Charlotte          | 62 55 |
|                           |   |                |       |           |   |                    |       |            |   |          |       | 179                      | A | Fla. Atlantic      | 67 53 |
|                           |   |                |       |           |   |                    |       |            |   |          |       | 191                      | H | Columbia           | 67 44 |
|                           |   |                |       |           |   |                    |       |            |   |          |       | 238                      | A | North Texas        | 50 49 |
|                           |   |                |       |           |   |                    |       |            |   |          |       | 262                      | A | A&M-Corpus Christi | 67 56 |
|                           |   |                |       |           |   |                    |       |            |   |          |       | 275                      | A | Grand Canyon       | 69 59 |
|                           |   |                |       |           |   |                    |       |            |   |          |       | 282                      | A | Prairie View       | 88 68 |
|                           |   |                |       |           |   |                    |       |            |   |          |       | 287                      | A | FIU                | 58 68 |
|                           |   |                |       |           |   |                    |       |            |   |          |       | 300                      | H | Incarinate Word    | 60 43 |
|                           |   |                |       |           |   |                    |       |            |   |          |       | 316                      | H | UTSA               | 83 52 |
|                           |   |                |       |           |   |                    |       |            |   |          |       | 318                      | H | Old Dominion       | 53 45 |
|                           |   |                |       |           |   |                    |       |            |   |          |       | 324                      | H | Houston Baptist    | 67 45 |
|                           |   |                |       |           |   |                    |       |            |   |          |       | 327                      | A | Sam Houston St.    | 79 50 |
|                           |   |                |       |           |   |                    |       |            |   |          |       | 328                      | A | Northern Ariz.     | 88 83 |
|                           |   |                |       |           |   |                    |       |            |   |          |       | 329                      | H | La. -Monroe        | 63 47 |
| LAST 12 Division I GAMES: |   |                |       |           |   |                    |       |            |   |          |       |                          |   |                    |       |
| 165                       | H | Southern Miss. | 62 56 | 316       | H | UTSA               | 83 52 |            |   |          |       |                          |   |                    |       |
| 318                       | H | Old Dominion   | 53 45 | 238       | A | North Texas        | 50 49 |            |   |          |       |                          |   |                    |       |
| 115                       | H | UTEP           | 56 42 | 191       | H | Columbia           | 67 44 |            |   |          |       |                          |   |                    |       |
| 174                       | A | Charlotte      | 62 55 | 282       | A | Prairie View       | 88 68 |            |   |          |       |                          |   |                    |       |
| 287                       | A | FIU            | 58 68 | 262       | A | A&M-Corpus Christi | 67 56 |            |   |          |       |                          |   |                    |       |
| 179                       | A | Fla. Atlantic  | 67 53 | 329       | H | La. -Monroe        | 63 47 |            |   |          |       |                          |   |                    |       |

Non-Div I Games:

Rice



|                   |          |           |                |            |             |               |      |      |       |           |
|-------------------|----------|-----------|----------------|------------|-------------|---------------|------|------|-------|-----------|
| Average RPI Win:  | 276      | WON-LOST  | WINNING        | LAST 10    | STRENGTH OF | OPP. STRENGTH | TEAM | ADJ. | CONF. | ADJ CONF. |
| Average RPI Loss: | 114      | RECORD    | PCT. RANK      | GAMES      | SCHEDULE    | OF SCHEDULE   | RPI  | RPI  | RPI   | RPI       |
| DIV. I ONLY       | 9- 14    | 240       | 4- 6           | 159        | 224         | 217           | 217  | 13   | 13    |           |
| DIV. I NON-CONF.  | 5- 8     | 220       | 0- 2           | 146        | 285         | 202           | 202  | 10   | 10    |           |
| -----             |          |           |                |            |             |               |      |      |       |           |
| TOTALS            | RPI 1-25 | RPI 26-50 | W-L RECORDS    | RPI 51-100 | RPI 101-999 | RPI 201+      |      |      |       |           |
| 9- 14             | 0- 0     | 0- 1      | OVERALL        | 0- 4       | 9- 9        | 8- 0          |      |      |       |           |
| 1- 8              | 0- 0     | 0- 1      | HOME           | 0- 4       | 1- 3        | 1- 0          |      |      |       |           |
| 7- 3              | 0- 0     | 0- 0      | AWAY           | 0- 0       | 7- 0        | 6- 0          |      |      |       |           |
| 1- 3              | 0- 0     | 0- 0      | NEUTRAL        | 0- 0       | 1- 3        | 1- 0          |      |      |       |           |
| 5- 8              | 0- 0     | 0- 0      | NON-CONFERENCE | 0- 2       | 5- 6        | 4- 0          |      |      |       |           |
| 0- 4              | 0- 0     | 0- 0      | HOME           | 0- 2       | 0- 2        | 0- 0          |      |      |       |           |
| 4- 1              | 0- 0     | 0- 0      | AWAY           | 0- 0       | 4- 1        | 3- 0          |      |      |       |           |
| 1- 3              | 0- 0     | 0- 0      | NEUTRAL        | 0- 0       | 1- 3        | 1- 0          |      |      |       |           |
| 4- 6              | 0- 0     | 0- 1      | CONFERENCE     | 0- 2       | 4- 3        | 4- 0          |      |      |       |           |
| 1- 4              | 0- 0     | 0- 1      | HOME           | 0- 2       | 1- 1        | 1- 0          |      |      |       |           |
| 3- 2              | 0- 0     | 0- 0      | AWAY           | 0- 0       | 3- 2        | 3- 0          |      |      |       |           |
| 0- 0              | 0- 0     | 0- 0      | NEUTRAL        | 0- 0       | 0- 0        | 0- 0          |      |      |       |           |

| RPI                          | S | Opponent      | Score | RPI | S | Opponent        | Score | RPI | S | Opponent        | Score | RPI | S | Opponent       | Score  |
|------------------------------|---|---------------|-------|-----|---|-----------------|-------|-----|---|-----------------|-------|-----|---|----------------|--------|
| 41                           | H | Dayton        | 59 66 | 55  | H | Qui nni pi ac   | 65 81 | 101 | N | Wright St.      | 69 85 | 102 | H | Wake Forest    | 81 85  |
|                              |   |               |       | 68  | H | Fordham         | 38 43 | 107 | A | George Mason    | 56 77 | 137 | H | William & Mary | 64 78  |
|                              |   |               |       | 83  | H | Navy            | 56 76 | 148 | N | Bethune-Cookman | 50 63 | 151 | H | Davi dson      | 65 68  |
|                              |   |               |       | 91  | H | Sai nt Loui s   | 61 79 | 169 | A | Stetson         | 67 72 | 172 | N | Flori da       | 80 87  |
|                              |   |               |       |     |   |                 |       | 176 | A | Saint Joseph' s | 72 81 | 191 | A | Col umbi a     | 85 79  |
|                              |   |               |       |     |   |                 |       | 222 | A | East Caroli na  | 65 64 | 228 | H | La Salle       | 77 51  |
|                              |   |               |       |     |   |                 |       | 259 | A | Fai rfi eld     | 72 67 | 294 | A | Massachusetts  | 51 39  |
|                              |   |               |       |     |   |                 |       | 307 | A | VCU             | 77 68 | 318 | A | Old Domini on  | 54 45  |
|                              |   |               |       |     |   |                 |       | 331 | A | Rhode Isl and   | 74 53 | 336 | N | Savannah St.   | 100 63 |
| -----                        |   |               |       |     |   |                 |       |     |   |                 |       |     |   |                |        |
| LAST 12 Di vi si on I GAMES: |   |               |       |     |   |                 |       |     |   |                 |       |     |   |                |        |
| 294                          | A | Massachusetts | 51 39 | 176 | A | Saint Joseph' s | 72 81 |     |   |                 |       |     |   |                |        |
| 307                          | A | VCU           | 77 68 | 228 | H | La Salle        | 77 51 |     |   |                 |       |     |   |                |        |
| 41                           | H | Dayton        | 59 66 | 91  | H | Saint Loui s    | 61 79 |     |   |                 |       |     |   |                |        |
| 68                           | H | Fordham       | 38 43 | 331 | A | Rhode Isl and   | 74 53 |     |   |                 |       |     |   |                |        |
| 107                          | A | George Mason  | 56 77 | 148 | N | Bethune-Cookman | 50 63 |     |   |                 |       |     |   |                |        |
| 151                          | H | Davi dson     | 65 68 | 169 | A | Stetson         | 67 72 |     |   |                 |       |     |   |                |        |

Non-Di v I Games:

Richmond



|                   |          |           |                |            |             |               |      |      |       |           |
|-------------------|----------|-----------|----------------|------------|-------------|---------------|------|------|-------|-----------|
| Average RPI Win:  | 285      | WON-LOST  | WINNING        | LAST 10    | STRENGTH OF | OPP. STRENGTH | TEAM | ADJ. | CONF. | ADJ CONF. |
| Average RPI Loss: | 176      | RECORD    | PCT. RANK      | GAMES      | SCHEDULE    | OF SCHEDULE   | RPI  | RPI  | RPI   | RPI       |
| DIV. I ONLY       | 9- 13    | 227       | 6- 4           | 296        | 308         | 264           | 264  | 27   | 27    |           |
| DIV. I NON-CONF.  | 3- 8     | 268       | 0- 1           | 263        | 306         | 281           | 281  | 26   | 26    |           |
| -----             |          |           |                |            |             |               |      |      |       |           |
| TOTALS            | RPI 1-25 | RPI 26-50 | W-L RECORDS    | RPI 51-100 | RPI 101-999 | RPI 201+      |      |      |       |           |
| 9- 13             | 0- 0     | 0- 0      | OVERALL        | 0- 3       | 9- 10       | 9- 5          |      |      |       |           |
| 4- 6              | 0- 0     | 0- 0      | HOME           | 0- 0       | 4- 6        | 4- 2          |      |      |       |           |
| 5- 6              | 0- 0     | 0- 0      | AWAY           | 0- 3       | 5- 3        | 5- 2          |      |      |       |           |
| 0- 1              | 0- 0     | 0- 0      | NEUTRAL        | 0- 0       | 0- 1        | 0- 1          |      |      |       |           |
| 3- 8              | 0- 0     | 0- 0      | NON-CONFERENCE | 0- 2       | 3- 6        | 3- 4          |      |      |       |           |
| 1- 3              | 0- 0     | 0- 0      | HOME           | 0- 0       | 1- 3        | 1- 1          |      |      |       |           |
| 2- 4              | 0- 0     | 0- 0      | AWAY           | 0- 2       | 2- 2        | 2- 2          |      |      |       |           |
| 0- 1              | 0- 0     | 0- 0      | NEUTRAL        | 0- 0       | 0- 1        | 0- 1          |      |      |       |           |
| 6- 5              | 0- 0     | 0- 0      | CONFERENCE     | 0- 1       | 6- 4        | 6- 1          |      |      |       |           |
| 3- 3              | 0- 0     | 0- 0      | HOME           | 0- 0       | 3- 3        | 3- 1          |      |      |       |           |
| 3- 2              | 0- 0     | 0- 0      | AWAY           | 0- 1       | 3- 1        | 3- 0          |      |      |       |           |
| 0- 0              | 0- 0     | 0- 0      | NEUTRAL        | 0- 0       | 0- 0        | 0- 0          |      |      |       |           |

R  
i  
d  
e  
rR  
i  
d  
e  
r

| RPI 1-25                     |   |               |       | RPI 26-50 |     |          |                 | RPI 51-100 |    |               |       | RPI 101+ Team's RPI: 264 |     |          |                 |    |    |
|------------------------------|---|---------------|-------|-----------|-----|----------|-----------------|------------|----|---------------|-------|--------------------------|-----|----------|-----------------|----|----|
| RPI                          | S | Opponent      | Score | RPI       | S   | Opponent | Score           | RPI        | S  | Opponent      | Score | RPI                      | S   | Opponent | Score           |    |    |
|                              |   |               |       |           |     |          |                 | 55         | A  | Qui nni pi ac | 66    | 73                       | 141 | H        | Bucknel l       | 71 | 76 |
|                              |   |               |       |           |     |          |                 | 83         | A  | Navy          | 44    | 63                       | 157 | H        | Bi nghamton     | 54 | 76 |
|                              |   |               |       |           |     |          |                 | 93         | A  | Seton Hal l   | 49    | 85                       | 182 | A        | Marist          | 67 | 68 |
|                              |   |               |       |           |     |          |                 |            |    |               |       |                          | 182 | H        | Marist          | 69 | 80 |
|                              |   |               |       |           |     |          |                 |            |    |               |       |                          | 193 | H        | Si ena          | 67 | 71 |
|                              |   |               |       |           |     |          |                 |            |    |               |       |                          | 222 | N        | East Carol i na | 63 | 66 |
|                              |   |               |       |           |     |          |                 |            |    |               |       |                          | 224 | H        | Holy Cross      | 56 | 83 |
|                              |   |               |       |           |     |          |                 |            |    |               |       |                          | 227 | H        | Ni agara        | 65 | 58 |
|                              |   |               |       |           |     |          |                 |            |    |               |       |                          | 228 | A        | La Salle        | 76 | 55 |
|                              |   |               |       |           |     |          |                 |            |    |               |       |                          | 237 | A        | Lafayette       | 45 | 60 |
|                              |   |               |       |           |     |          |                 |            |    |               |       |                          | 244 | H        | Manhattan       | 67 | 51 |
|                              |   |               |       |           |     |          |                 |            |    |               |       |                          | 259 | A        | Fai rfi el d    | 61 | 45 |
|                              |   |               |       |           |     |          |                 |            |    |               |       |                          | 259 | H        | Fai rfi el d    | 57 | 68 |
|                              |   |               |       |           |     |          |                 |            |    |               |       |                          | 261 | A        | Mt. St. Mary' s | 78 | 82 |
|                              |   |               |       |           |     |          |                 |            |    |               |       |                          | 290 | H        | Canis ius       | 70 | 54 |
|                              |   |               |       |           |     |          |                 |            |    |               |       |                          | 292 | H        | Vermont         | 64 | 49 |
|                              |   |               |       |           |     |          |                 |            |    |               |       |                          | 338 | A        | Iona            | 62 | 49 |
|                              |   |               |       |           |     |          |                 |            |    |               |       |                          | 343 | A        | Sai nt Peter' s | 57 | 52 |
|                              |   |               |       |           |     |          |                 |            |    |               |       |                          | 344 | A        | NJIT            | 79 | 64 |
| LAST 12 Di vi si on I GAMES: |   |               |       |           |     |          |                 |            |    |               |       |                          |     |          |                 |    |    |
| 244                          | H | Manhattan     | 67    | 51        | 259 | A        | Fai rfi el d    | 61         | 45 |               |       |                          |     |          |                 |    |    |
| 259                          | H | Fai rfi el d  | 57    | 68        | 290 | H        | Canis ius       | 70         | 54 |               |       |                          |     |          |                 |    |    |
| 338                          | A | Iona          | 62    | 49        | 343 | A        | Sai nt Peter' s | 57         | 52 |               |       |                          |     |          |                 |    |    |
| 182                          | A | Marist        | 67    | 68        | 193 | H        | Si ena          | 67         | 71 |               |       |                          |     |          |                 |    |    |
| 227                          | H | Ni agara      | 65    | 58        | 182 | H        | Marist          | 69         | 80 |               |       |                          |     |          |                 |    |    |
| 55                           | A | Qui nni pi ac | 66    | 73        | 157 | H        | Bi nghamton     | 54         | 76 |               |       |                          |     |          |                 |    |    |

Non-Di v I Games:

Ri der



Average RPI Win: 259  
Average RPI Loss: 125

WON-LOST  
RECORD

WINNING  
PCT. RANK

LAST 10  
GAMES

STRENGTH OF  
SCHEDULE

OPP. STRENGTH  
OF SCHEDULE

TEAM  
RPI

ADJ.  
RPI

CONF.  
RPI

ADJ CONF.  
RPI

|                  |          |           |                |            |             |          |     |    |    |
|------------------|----------|-----------|----------------|------------|-------------|----------|-----|----|----|
| DIV. I ONLY      | 15- 4    | 33        | 9- 1           | 334        | 234         | 158      | 158 | 29 | 29 |
| DIV. I NON-CONF. | 6- 4     | 122       | 1- 1           | 321        | 124         | 222      | 222 | 29 | 29 |
| TOTALS           | RPI 1-25 | RPI 26-50 | W-L RECORDS    | RPI 51-100 | RPI 101-999 | RPI 201+ |     |    |    |
| 15- 4            | 0- 0     | 0- 0      | OVERALL        | 0- 1       | 15- 3       | 13- 0    |     |    |    |
| 8- 2             | 0- 0     | 0- 0      | HOME           | 0- 0       | 8- 2        | 7- 0     |     |    |    |
| 7- 1             | 0- 0     | 0- 0      | AWAY           | 0- 1       | 7- 0        | 6- 0     |     |    |    |
| 0- 1             | 0- 0     | 0- 0      | NEUTRAL        | 0- 0       | 0- 1        | 0- 0     |     |    |    |
| 6- 4             | 0- 0     | 0- 0      | NON-CONFERENCE | 0- 1       | 6- 3        | 5- 0     |     |    |    |
| 3- 2             | 0- 0     | 0- 0      | HOME           | 0- 0       | 3- 2        | 3- 0     |     |    |    |
| 3- 1             | 0- 0     | 0- 0      | AWAY           | 0- 1       | 3- 0        | 2- 0     |     |    |    |
| 0- 1             | 0- 0     | 0- 0      | NEUTRAL        | 0- 0       | 0- 1        | 0- 0     |     |    |    |
| 9- 0             | 0- 0     | 0- 0      | CONFERENCE     | 0- 0       | 9- 0        | 8- 0     |     |    |    |
| 5- 0             | 0- 0     | 0- 0      | HOME           | 0- 0       | 5- 0        | 4- 0     |     |    |    |
| 4- 0             | 0- 0     | 0- 0      | AWAY           | 0- 0       | 4- 0        | 4- 0     |     |    |    |
| 0- 0             | 0- 0     | 0- 0      | NEUTRAL        | 0- 0       | 0- 0        | 0- 0     |     |    |    |

| RPI 1-25                  |   |                      |       | RPI 26-50 |     |          |                     | RPI 51-100 |    |              |       | RPI 101+ Team's RPI: 158 |     |                      |          |    |    |
|---------------------------|---|----------------------|-------|-----------|-----|----------|---------------------|------------|----|--------------|-------|--------------------------|-----|----------------------|----------|----|----|
| RPI                       | S | Opponent             | Score | RPI       | S   | Opponent | Score               | RPI        | S  | Opponent     | Score | RPI                      | S   | Opponent             | Score    |    |    |
|                           |   |                      |       |           |     |          |                     | 54         | A  | Michigan St. | 58    | 100                      | 125 | H                    | Kent St. | 31 | 46 |
|                           |   |                      |       |           |     |          |                     |            |    |              |       | 145                      | H   | Saint Francis (PA)   | 63       | 62 |    |
|                           |   |                      |       |           |     |          |                     |            |    |              |       | 156                      | H   | Bowling Green        | 62       | 64 |    |
|                           |   |                      |       |           |     |          |                     |            |    |              |       | 163                      | A   | Cal Poly             | 66       | 50 |    |
|                           |   |                      |       |           |     |          |                     |            |    |              |       | 164                      | N   | San Francisco        | 45       | 57 |    |
|                           |   |                      |       |           |     |          |                     |            |    |              |       | 229                      | H   | Youngstown St.       | 84       | 52 |    |
|                           |   |                      |       |           |     |          |                     |            |    |              |       | 237                      | H   | Lafayette            | 63       | 42 |    |
|                           |   |                      |       |           |     |          |                     |            |    |              |       | 257                      | A   | Northern Ky.         | 59       | 50 |    |
|                           |   |                      |       |           |     |          |                     |            |    |              |       | 260                      | A   | Sacred Heart         | 91       | 57 |    |
|                           |   |                      |       |           |     |          |                     |            |    |              |       | 261                      | A   | Mt. St. Mary's       | 77       | 68 |    |
|                           |   |                      |       |           |     |          |                     |            |    |              |       | 265                      | A   | Fairleigh Dickinson  | 77       | 68 |    |
|                           |   |                      |       |           |     |          |                     |            |    |              |       | 272                      | H   | LIU Brooklyn         | 60       | 53 |    |
|                           |   |                      |       |           |     |          |                     |            |    |              |       | 274                      | H   | Bryant               | 72       | 49 |    |
|                           |   |                      |       |           |     |          |                     |            |    |              |       | 279                      | H   | St. Francis Brooklyn | 59       | 36 |    |
|                           |   |                      |       |           |     |          |                     |            |    |              |       | 297                      | H   | Monmouth             | 56       | 38 |    |
|                           |   |                      |       |           |     |          |                     |            |    |              |       | 311                      | H   | Central Conn. St.    | 66       | 47 |    |
|                           |   |                      |       |           |     |          |                     |            |    |              |       | 314                      | A   | Delaware St.         | 65       | 42 |    |
|                           |   |                      |       |           |     |          |                     |            |    |              |       | 326                      | A   | Wagner               | 58       | 52 |    |
| LAST 12 Division I GAMES: |   |                      |       |           |     |          |                     |            |    |              |       |                          |     |                      |          |    |    |
| 311                       | H | Central Conn. St.    | 66    | 47        | 272 | H        | LIU Brooklyn        | 60         | 53 | 260          | A     | Sacred Heart             | 91  | 57                   |          |    |    |
| 274                       | H | Bryant               | 72    | 49        | 265 | A        | Fairleigh Dickinson | 77         | 68 | 125          | H     | Kent St.                 | 31  | 46                   |          |    |    |
| 261                       | A | Mt. St. Mary's       | 77    | 68        | 237 | H        | Lafayette           | 63         | 42 | 279          | H     | St. Francis Brooklyn     | 59  | 36                   |          |    |    |
| 326                       | A | Wagner               | 58    | 52        | 314 | A        | Delaware St.        | 65         | 42 |              |       |                          |     |                      |          |    |    |
| 145                       | H | Saint Francis (PA)   | 63    | 62        |     |          |                     |            |    |              |       |                          |     |                      |          |    |    |
| 279                       | H | St. Francis Brooklyn | 59    | 36        |     |          |                     |            |    |              |       |                          |     |                      |          |    |    |

Non-Div I Games:

Clarion

67 60

Robert Morris



Average RPI Win: 104

Average RPI Loss: 52

WON-LOST  
RECORDWINNING  
PCT. RANKLAST 10  
GAMESSTRENGTH OF  
SCHEDULEOPP. STRENGTH  
OF SCHEDULETEAM  
RPIADJ.  
RPICONF.  
RPIADJ CONF.  
RPIDIV. I ONLY  
DIV. I NON-CONF.17- 7  
12- 268  
215- 5  
2- 014  
1923  
2818  
1018  
103  
43  
4

TOTALS

RPI 1-25

RPI 26-50

W-L RECORDS

RPI 51-100

RPI 101-999

RPI 201+

17- 7 1- 2  
12- 1 1- 0  
4- 4 0- 1  
1- 2 0- 14- 1  
4- 0  
0- 1  
0- 0OVERALL  
HOME  
AWAY  
NEUTRAL5- 4  
3- 1  
2- 2  
0- 17- 0  
4- 0  
2- 0  
1- 01- 0  
1- 0  
0- 0  
0- 012- 2 1- 1  
8- 0 1- 0  
3- 0 0- 0  
1- 2 0- 12- 0  
2- 0  
0- 0  
0- 0NON-CONFERENCE  
HOME  
AWAY  
NEUTRAL3- 1  
2- 0  
1- 0  
0- 16- 0  
3- 0  
2- 0  
1- 01- 0  
1- 0  
0- 0  
0- 05- 5 0- 1  
4- 1 0- 0  
1- 4 0- 1  
0- 0 0- 02- 1  
2- 0  
0- 1  
0- 0CONFERENCE  
HOME  
AWAY  
NEUTRAL2- 3  
1- 1  
1- 2  
0- 01- 0  
1- 0  
0- 0  
0- 00- 0  
0- 0  
0- 0  
0- 0

RPI 1-25

Team's RPI: 18

RPI 26-50

RPI 51-100

RPI 101+

| RPI | S | Opponent       | Score |
|-----|---|----------------|-------|
| 13  | H | NC State       | 57 53 |
| 19  | N | South Carolina | 68 78 |
| 20  | A | Maryland       | 60 88 |

| RPI | S | Opponent  | Score |
|-----|---|-----------|-------|
| 31  | H | Virginia  | 52 43 |
| 37  | A | Purdue    | 33 47 |
| 37  | H | Purdue    | 58 50 |
| 49  | H | Houston   | 75 57 |
| 50  | H | Minnesota | 80 70 |

| RPI | S | Opponent       | Score |
|-----|---|----------------|-------|
| 52  | H | Princeton      | 70 50 |
| 54  | A | Michigan St.   | 61 58 |
| 56  | H | Nebraska       | 42 52 |
| 72  | A | Indiana        | 58 64 |
| 78  | N | Washington St. | 60 63 |
| 80  | A | Penn St.       | 67 70 |
| 80  | H | Penn St.       | 70 65 |
| 90  | A | James Madison  | 76 63 |
| 93  | H | Seton Hall     | 70 45 |

| RPI | S | Opponent            | Score  |
|-----|---|---------------------|--------|
| 102 | H | Wake Forest         | 65 51  |
| 111 | N | Western Mich.       | 75 64  |
| 174 | A | Charlotte           | 77 54  |
| 183 | A | Temple              | 84 67  |
| 193 | H | Siena               | 59 47  |
| 195 | H | Illinois            | 76 37  |
| 265 | H | Fairleigh Dickinson | 101 35 |

LAST 12 Division I GAMES:

|    |   |           |       |     |   |              |       |
|----|---|-----------|-------|-----|---|--------------|-------|
| 20 | A | Maryland  | 60 88 | 80  | H | Penn St.     | 70 65 |
| 72 | A | Indiana   | 58 64 | 195 | H | Illinois     | 76 37 |
| 56 | H | Nebraska  | 42 52 | 54  | A | Michigan St. | 61 58 |
| 80 | A | Penn St.  | 67 70 | 37  | H | Purdue       | 58 50 |
| 50 | H | Minnesota | 80 70 | 49  | H | Houston      | 75 57 |
| 37 | A | Purdue    | 33 47 | 52  | H | Princeton    | 70 50 |

Non-Div I Games:

Rutgers

■ Loss, 
 ■ Non-Conf, 
 ■ S Site, 
 ■ H Home 
 ■ A Away 
 N Neutral



|                       |  |  |  |                      |  |                 |  |                   |  |               |  |                      |  |                           |  |          |  |          |  |           |  |               |  |
|-----------------------|--|--|--|----------------------|--|-----------------|--|-------------------|--|---------------|--|----------------------|--|---------------------------|--|----------|--|----------|--|-----------|--|---------------|--|
| SFA                   |  |  |  | Average RPI Win: 253 |  | WON-LOST RECORD |  | WINNING PCT. RANK |  | LAST 10 GAMES |  | STRENGTH OF SCHEDULE |  | OPP. STRENGTH OF SCHEDULE |  | TEAM RPI |  | ADJ. RPI |  | CONF. RPI |  | ADJ CONF. RPI |  |
| Average RPI Loss: 170 |  |  |  |                      |  |                 |  |                   |  |               |  |                      |  |                           |  |          |  |          |  |           |  |               |  |
| DIV. I ONLY           |  |  |  | 13- 3                |  | 23              |  | 9- 0              |  | 339           |  | 267                  |  | 123                       |  | 123      |  | 25       |  | 25        |  |               |  |
| DIV. I NON-CONF.      |  |  |  | 4- 3                 |  | 143             |  | 0- 1              |  | 246           |  | 294                  |  | 148                       |  | 148      |  | 25       |  | 25        |  |               |  |
| TOTALS                |  |  |  | RPI 1-25             |  | RPI 26-50       |  | W-L RECORDS       |  | RPI 51-100    |  | RPI 101-999          |  | RPI 201+                  |  |          |  |          |  |           |  |               |  |
| 13- 3                 |  |  |  | 0- 0                 |  | 0- 0            |  | OVERALL           |  | 2- 1          |  | 11- 2                |  | 10- 1                     |  |          |  |          |  |           |  |               |  |
| 7- 0                  |  |  |  | 0- 0                 |  | 0- 0            |  | HOME              |  | 2- 0          |  | 5- 0                 |  | 5- 0                      |  |          |  |          |  |           |  |               |  |
| 4- 3                  |  |  |  | 0- 0                 |  | 0- 0            |  | AWAY              |  | 0- 1          |  | 4- 2                 |  | 3- 1                      |  |          |  |          |  |           |  |               |  |
| 2- 0                  |  |  |  | 0- 0                 |  | 0- 0            |  | NEUTRAL           |  | 0- 0          |  | 2- 0                 |  | 2- 0                      |  |          |  |          |  |           |  |               |  |
| 4- 3                  |  |  |  | 0- 0                 |  | 0- 0            |  | NON-CONFERENCE    |  | 1- 1          |  | 3- 2                 |  | 3- 1                      |  |          |  |          |  |           |  |               |  |
| 2- 0                  |  |  |  | 0- 0                 |  | 0- 0            |  | HOME              |  | 1- 0          |  | 1- 0                 |  | 1- 0                      |  |          |  |          |  |           |  |               |  |
| 0- 3                  |  |  |  | 0- 0                 |  | 0- 0            |  | AWAY              |  | 0- 1          |  | 0- 2                 |  | 0- 1                      |  |          |  |          |  |           |  |               |  |
| 2- 0                  |  |  |  | 0- 0                 |  | 0- 0            |  | NEUTRAL           |  | 0- 0          |  | 2- 0                 |  | 2- 0                      |  |          |  |          |  |           |  |               |  |
| 9- 0                  |  |  |  | 0- 0                 |  | 0- 0            |  | CONFERENCE        |  | 1- 0          |  | 8- 0                 |  | 7- 0                      |  |          |  |          |  |           |  |               |  |
| 5- 0                  |  |  |  | 0- 0                 |  | 0- 0            |  | HOME              |  | 1- 0          |  | 4- 0                 |  | 4- 0                      |  |          |  |          |  |           |  |               |  |
| 4- 0                  |  |  |  | 0- 0                 |  | 0- 0            |  | AWAY              |  | 0- 0          |  | 4- 0                 |  | 3- 0                      |  |          |  |          |  |           |  |               |  |
| 0- 0                  |  |  |  | 0- 0                 |  | 0- 0            |  | NEUTRAL           |  | 0- 0          |  | 0- 0                 |  | 0- 0                      |  |          |  |          |  |           |  |               |  |

| RPI 1-25                  |   |          |       | RPI 26-50 |   |                   |       | RPI 51-100 |   |              |       | RPI 101+ |   |                   |       | Team's RPI: 123 |  |
|---------------------------|---|----------|-------|-----------|---|-------------------|-------|------------|---|--------------|-------|----------|---|-------------------|-------|-----------------|--|
| RPI                       | S | Opponent | Score | RPI       | S | Opponent          | Score | RPI        | S | Opponent     | Score | RPI      | S | Opponent          | Score |                 |  |
|                           |   |          |       |           |   |                   |       | 69         | H | South Dakota | 77 55 | 199      | A | New Orleans       | 74 67 |                 |  |
|                           |   |          |       |           |   |                   |       | 77         | A | Kansas St.   | 49 74 | 201      | A | Montana St.       | 54 59 |                 |  |
|                           |   |          |       |           |   |                   |       | 97         | H | Central Ark. | 59 46 | 218      | H | Abilene Christian | 66 55 |                 |  |
|                           |   |          |       |           |   |                   |       |            |   |              |       | 233      | A | Montana           | 52 60 |                 |  |
|                           |   |          |       |           |   |                   |       |            |   |              |       | 268      | A | Nicholls St.      | 86 73 |                 |  |
|                           |   |          |       |           |   |                   |       |            |   |              |       | 270      | N | Alcorn            | 83 79 |                 |  |
|                           |   |          |       |           |   |                   |       |            |   |              |       | 295      | H | Southeastern La.  | 79 67 |                 |  |
|                           |   |          |       |           |   |                   |       |            |   |              |       | 300      | H | Incarnate Word    | 60 49 |                 |  |
|                           |   |          |       |           |   |                   |       |            |   |              |       | 302      | H | Coppin St.        | 72 59 |                 |  |
|                           |   |          |       |           |   |                   |       |            |   |              |       | 304      | A | Northwestern St.  | 70 62 |                 |  |
|                           |   |          |       |           |   |                   |       |            |   |              |       | 312      | N | Alabama St.       | 77 50 |                 |  |
|                           |   |          |       |           |   |                   |       |            |   |              |       | 324      | A | Houston Baptist   | 76 54 |                 |  |
|                           |   |          |       |           |   |                   |       |            |   |              |       | 327      | H | Sam Houston St.   | 75 53 |                 |  |
| LAST 12 Division I GAMES: |   |          |       |           |   |                   |       |            |   |              |       |          |   |                   |       |                 |  |
|                           |   |          |       | 324       | A | Houston Baptist   | 76 54 |            |   |              |       | 304      | A | Northwestern St.  | 70 62 |                 |  |
|                           |   |          |       | 327       | H | Sam Houston St.   | 75 53 |            |   |              |       | 268      | A | Nicholls St.      | 86 73 |                 |  |
|                           |   |          |       | 97        | H | Central Ark.      | 59 46 |            |   |              |       | 295      | H | Southeastern La.  | 79 67 |                 |  |
|                           |   |          |       | 218       | H | Abilene Christian | 66 55 |            |   |              |       | 201      | A | Montana St.       | 54 59 |                 |  |
|                           |   |          |       | 300       | H | Incarnate Word    | 60 49 |            |   |              |       | 233      | A | Montana           | 52 60 |                 |  |
|                           |   |          |       | 199       | A | New Orleans       | 74 67 |            |   |              |       | 69       | H | South Dakota      | 77 55 |                 |  |

Non-Div I Games: Howard Payne 105 35 Central Baptist 97 34 Tex. A&M-Commerce 83 61 Cent. Christian (KS) 105 32 SFA

Loss, Non-Conf, S Site, H Home A Away N Neutral



S  
I  
U  
E

| SIUE             |       |          | Through Games Of Feb. 1, 2018 |                      |                  |                         |                              |             |             |              |                  |
|------------------|-------|----------|-------------------------------|----------------------|------------------|-------------------------|------------------------------|-------------|-------------|--------------|------------------|
| Average RPI      | Win:  | 253      | WON-LOST<br>RECORD            | WINNING<br>PCT. RANK | LAST 10<br>GAMES | STRENGTH OF<br>SCHEDULE | OPP. STRENGTH<br>OF SCHEDULE | TEAM<br>RPI | ADJ.<br>RPI | CONF.<br>RPI | ADJ CONF.<br>RPI |
| Average RPI      | Loss: | 111      |                               |                      |                  |                         |                              |             |             |              |                  |
| DIV. I ONLY      |       |          | 12- 10                        | 144                  | 8- 2             | 164                     | 215                          | 150         | 150         | 26           | 26               |
| DIV. I NON-CONF. |       |          | 3- 8                          | 268                  | 0- 1             | 101                     | 53                           | 227         | 227         | 27           | 27               |
| -----            |       |          |                               |                      |                  |                         |                              |             |             |              |                  |
| TOTALS           |       | RPI 1-25 |                               | RPI 26-50            |                  | W-L RECORDS             |                              | RPI 51-100  | RPI 101-999 | RPI 201+     |                  |
| 12- 10           |       | 0- 1     |                               | 0- 2                 |                  | OVERALL                 |                              | 1- 3        | 11- 4       | 9- 2         |                  |
| 6- 4             |       | 0- 0     |                               | 0- 1                 |                  | HOME                    |                              | 1- 1        | 5- 2        | 4- 0         |                  |
| 6- 5             |       | 0- 1     |                               | 0- 1                 |                  | AWAY                    |                              | 0- 2        | 6- 1        | 5- 1         |                  |
| 0- 1             |       | 0- 0     |                               | 0- 0                 |                  | NEUTRAL                 |                              | 0- 0        | 0- 1        | 0- 1         |                  |
| 3- 8             |       | 0- 1     |                               | 0- 2                 |                  | NON-CONFERENCE          |                              | 1- 1        | 2- 4        | 1- 2         |                  |
| 2- 3             |       | 0- 0     |                               | 0- 1                 |                  | HOME                    |                              | 1- 0        | 1- 2        | 1- 0         |                  |
| 1- 4             |       | 0- 1     |                               | 0- 1                 |                  | AWAY                    |                              | 0- 1        | 1- 1        | 0- 1         |                  |
| 0- 1             |       | 0- 0     |                               | 0- 0                 |                  | NEUTRAL                 |                              | 0- 0        | 0- 1        | 0- 1         |                  |
| 9- 2             |       | 0- 0     |                               | 0- 0                 |                  | CONFERENCE              |                              | 0- 2        | 9- 0        | 8- 0         |                  |
| 4- 1             |       | 0- 0     |                               | 0- 0                 |                  | HOME                    |                              | 0- 1        | 4- 0        | 3- 0         |                  |
| 5- 1             |       | 0- 0     |                               | 0- 0                 |                  | AWAY                    |                              | 0- 1        | 5- 0        | 5- 0         |                  |
| 0- 0             |       | 0- 0     |                               | 0- 0                 |                  | NEUTRAL                 |                              | 0- 0        | 0- 0        | 0- 0         |                  |

S  
I  
U  
E

| RPI 1-25                  |   |                   |       | RPI 26-50 |   |               |       | RPI 51-100 |   |              |       | RPI 101+ Team's RPI: 150 |   |                   |       |
|---------------------------|---|-------------------|-------|-----------|---|---------------|-------|------------|---|--------------|-------|--------------------------|---|-------------------|-------|
| RPI                       | S | Opponent          | Score | RPI       | S | Opponent      | Score | RPI        | S | Opponent     | Score | RPI                      | S | Opponent          | Score |
| 15                        | A | Missouri          | 48 78 | 30        | H | Central Mich. | 56 94 | 56         | A | Nebraska     | 53 62 | 136                      | A | Southern Ill.     | 57 53 |
|                           |   |                   |       | 42        | A | FGCU          | 49 66 | 76         | A | Belmont      | 64 86 | 161                      | H | Northern Ill.     | 75 86 |
|                           |   |                   |       |           |   |               |       | 76         | H | Belmont      | 55 72 | 169                      | H | Stetson           | 61 65 |
|                           |   |                   |       |           |   |               |       | 91         | H | Saint Louis  | 79 72 | 200                      | H | Southeast Mo. St. | 65 57 |
|                           |   |                   |       |           |   |               |       |            |   |              |       | 214                      | N | Akron             | 58 59 |
|                           |   |                   |       |           |   |               |       |            |   |              |       | 219                      | H | UT Martin         | 73 70 |
|                           |   |                   |       |           |   |               |       |            |   |              |       | 220                      | A | Morehead St.      | 66 51 |
|                           |   |                   |       |           |   |               |       |            |   |              |       | 247                      | A | Austin Peay       | 61 38 |
|                           |   |                   |       |           |   |               |       |            |   |              |       | 267                      | A | Illinois St.      | 47 62 |
|                           |   |                   |       |           |   |               |       |            |   |              |       | 291                      | A | Eastern Ky.       | 62 60 |
|                           |   |                   |       |           |   |               |       |            |   |              |       | 299                      | A | Murray St.        | 75 70 |
|                           |   |                   |       |           |   |               |       |            |   |              |       | 320                      | H | Air Force         | 76 40 |
|                           |   |                   |       |           |   |               |       |            |   |              |       | 330                      | H | Tennessee Tech    | 65 58 |
|                           |   |                   |       |           |   |               |       |            |   |              |       | 340                      | A | Tennessee St.     | 88 76 |
|                           |   |                   |       |           |   |               |       |            |   |              |       | 340                      | H | Tennessee St.     | 74 63 |
| -----                     |   |                   |       |           |   |               |       |            |   |              |       |                          |   |                   |       |
| LAST 12 Division I GAMES: |   |                   |       |           |   |               |       |            |   |              |       |                          |   |                   |       |
| 330                       | H | Tennessee Tech    | 65 58 | 76        | H | Belmont       | 55 72 | 220        | A | Morehead St. | 66 51 |                          |   |                   |       |
| 76                        | A | Belmont           | 64 86 | 291       | A | Eastern Ky.   | 62 60 | 299        | A | Murray St.   | 75 70 |                          |   |                   |       |
| 340                       | A | Tennessee St.     | 88 76 | 247       | A | Austin Peay   | 61 38 | 42         | A | FGCU         | 49 66 |                          |   |                   |       |
| 219                       | H | UT Martin         | 73 70 |           |   |               |       |            |   |              |       |                          |   |                   |       |
| 200                       | H | Southeast Mo. St. | 65 57 |           |   |               |       |            |   |              |       |                          |   |                   |       |
| 340                       | H | Tennessee St.     | 74 63 |           |   |               |       |            |   |              |       |                          |   |                   |       |

Non-Div I Games:

SIUE



| SMU               |  |          |                    | Through Games Of Feb. 1, 2018 |                  |                         |                              |             |             |              |                  |
|-------------------|--|----------|--------------------|-------------------------------|------------------|-------------------------|------------------------------|-------------|-------------|--------------|------------------|
| Average RPI Win:  |  | 227      | WON-LOST<br>RECORD | WINNING<br>PCT. RANK          | LAST 10<br>GAMES | STRENGTH OF<br>SCHEDULE | OPP. STRENGTH<br>OF SCHEDULE | TEAM<br>RPI | ADJ.<br>RPI | CONF.<br>RPI | ADJ CONF.<br>RPI |
| Average RPI Loss: |  | 106      |                    |                               |                  |                         |                              |             |             |              |                  |
| DIV. I ONLY       |  | 8- 14    | 253                | 2- 8                          | 96               | 116                     | 215                          | 215         | 8           | 8            |                  |
| DIV. I NON-CONF.  |  | 6- 7     | 184                | 2- 1                          | 140              | 194                     | 177                          | 177         | 7           | 7            |                  |
| <hr/>             |  |          |                    |                               |                  |                         |                              |             |             |              |                  |
| TOTALS            |  | RPI 1-25 | RPI 26-50          |                               | W-L RECORDS      |                         | RPI 51-100                   | RPI 101-999 | RPI 201+    |              |                  |
| 8- 14             |  | 0- 1     | 0- 5               |                               | OVERALL          |                         | 0- 2                         | 8- 6        | 6- 2        |              |                  |
| 7- 4              |  | 0- 0     | 0- 2               |                               | HOME             |                         | 0- 1                         | 7- 1        | 5- 0        |              |                  |
| 0- 10             |  | 0- 1     | 0- 3               |                               | AWAY             |                         | 0- 1                         | 0- 5        | 0- 2        |              |                  |
| 1- 0              |  | 0- 0     | 0- 0               |                               | NEUTRAL          |                         | 0- 0                         | 1- 0        | 1- 0        |              |                  |
| 6- 7              |  | 0- 1     | 0- 1               |                               | NON-CONFERENCE   |                         | 0- 2                         | 6- 3        | 5- 2        |              |                  |
| 5- 1              |  | 0- 0     | 0- 0               |                               | HOME             |                         | 0- 1                         | 5- 0        | 4- 0        |              |                  |
| 0- 6              |  | 0- 1     | 0- 1               |                               | AWAY             |                         | 0- 1                         | 0- 3        | 0- 2        |              |                  |
| 1- 0              |  | 0- 0     | 0- 0               |                               | NEUTRAL          |                         | 0- 0                         | 1- 0        | 1- 0        |              |                  |
| 2- 7              |  | 0- 0     | 0- 4               |                               | CONFERENCE       |                         | 0- 0                         | 2- 3        | 1- 0        |              |                  |
| 2- 3              |  | 0- 0     | 0- 2               |                               | HOME             |                         | 0- 0                         | 2- 1        | 1- 0        |              |                  |
| 0- 4              |  | 0- 0     | 0- 2               |                               | AWAY             |                         | 0- 0                         | 0- 2        | 0- 0        |              |                  |
| 0- 0              |  | 0- 0     | 0- 0               |                               | NEUTRAL          |                         | 0- 0                         | 0- 0        | 0- 0        |              |                  |

| RPI 1-25                  |   |           |              | RPI 26-50 |   |               |              | RPI 51-100 |   |                  |              | RPI 101+ Team's RPI: 215 |   |                   |              |
|---------------------------|---|-----------|--------------|-----------|---|---------------|--------------|------------|---|------------------|--------------|--------------------------|---|-------------------|--------------|
| RPI                       | S | Opponent  | Score        | RPI       | S | Opponent      | Score        | RPI        | S | Opponent         | Score        | RPI                      | S | Opponent          | Score        |
| 12                        | A | Texas A&M | 57 <b>79</b> | 36        | A | Oklahoma      | 75 <b>87</b> | 57         | H | TCU              | 58 <b>64</b> | 147                      | A | Wichita St.       | 43 <b>66</b> |
|                           |   |           |              | 43        | A | UCF           | 43 <b>58</b> | 85         | A | Alabama          | 44 <b>59</b> | 152                      | H | Loyola Marymount  | 63 60        |
|                           |   |           |              | 43        | H | UCF           | 42 <b>60</b> |            |   |                  |              | 167                      | H | Cincinnati        | 40 <b>58</b> |
|                           |   |           |              | 49        | A | Houston       | 56 <b>60</b> |            |   |                  |              | 171                      | A | Nevada            | 72 <b>80</b> |
|                           |   |           |              | 49        | H | Houston       | 75 <b>85</b> |            |   |                  |              | 183                      | A | Temple            | 52 <b>55</b> |
|                           |   |           |              |           |   |               |              |            |   |                  |              | 183                      | H | Temple            | 60 56        |
|                           |   |           |              |           |   |               |              |            |   |                  |              | 208                      | A | UT Arlington      | 55 <b>58</b> |
|                           |   |           |              |           |   |               |              |            |   |                  |              | 218                      | H | Abilene Christian | 65 44        |
|                           |   |           |              |           |   |               |              |            |   |                  |              | 222                      | H | East Carolina     | 65 51        |
|                           |   |           |              |           |   |               |              |            |   |                  |              | 238                      | A | North Texas       | 40 <b>47</b> |
|                           |   |           |              |           |   |               |              |            |   |                  |              | 242                      | N | UC Riverside      | 73 51        |
|                           |   |           |              |           |   |               |              |            |   |                  |              | 245                      | H | CSU Bakersfield   | 41 29        |
|                           |   |           |              |           |   |               |              |            |   |                  |              | 268                      | H | Nicholls St.      | 68 61        |
|                           |   |           |              |           |   |               |              |            |   |                  |              | 286                      | H | McNeese           | 65 59        |
| <hr/>                     |   |           |              |           |   |               |              |            |   |                  |              |                          |   |                   |              |
| LAST 12 Division I GAMES: |   |           |              |           |   |               |              |            |   |                  |              |                          |   |                   |              |
|                           |   |           |              | 183       | H | Temple        | 60 56        | 183        | A | Temple           | 52 <b>55</b> |                          |   |                   |              |
|                           |   |           |              | 49        | A | Houston       | 56 <b>60</b> | 43         | H | UCF              | 42 <b>60</b> |                          |   |                   |              |
|                           |   |           |              | 167       | H | Cincinnati    | 40 <b>58</b> | 49         | H | Houston          | 75 <b>85</b> |                          |   |                   |              |
|                           |   |           |              | 43        | A | UCF           | 43 <b>58</b> | 12         | A | Texas A&M        | 57 <b>79</b> |                          |   |                   |              |
|                           |   |           |              | 147       | A | Wichita St.   | 43 <b>66</b> | 286        | H | McNeese          | 65 59        |                          |   |                   |              |
|                           |   |           |              | 222       | H | East Carolina | 65 51        | 152        | H | Loyola Marymount | 63 60        |                          |   |                   |              |

Non-Div I Games:

SMU



|                   |          |           |                |            |             |               |      |      |       |           |
|-------------------|----------|-----------|----------------|------------|-------------|---------------|------|------|-------|-----------|
| Average RPI Win:  | 194      | WON-LOST  | WINNING        | LAST 10    | STRENGTH OF | OPP. STRENGTH | TEAM | ADJ. | CONF. | ADJ CONF. |
| Average RPI Loss: | 143      | RECORD    | PCT. RANK      | GAMES      | SCHEDULE    | OF SCHEDULE   | RPI  | RPI  | RPI   | RPI       |
| DIV. I ONLY       | 2- 17    | 329       | 1- 9           | 81         | 195         | 284           | 284  | 19   | 19    |           |
| DIV. I NON-CONF.  | 1- 9     | 318       | 0- 3           | 57         | 82          | 243           | 243  | 14   | 14    |           |
| -----             |          |           |                |            |             |               |      |      |       |           |
| TOTALS            | RPI 1-25 | RPI 26-50 | W-L RECORDS    | RPI 51-100 | RPI 101-999 | RPI 201+      |      |      |       |           |
| 2- 17             | 0- 0     | 0- 2      | OVERALL        | 0- 3       | 2- 12       | 1- 4          |      |      |       |           |
| 1- 4              | 0- 0     | 0- 0      | HOME           | 0- 0       | 1- 4        | 0- 1          |      |      |       |           |
| 0- 11             | 0- 0     | 0- 2      | AWAY           | 0- 2       | 0- 7        | 0- 3          |      |      |       |           |
| 1- 2              | 0- 0     | 0- 0      | NEUTRAL        | 0- 1       | 1- 1        | 1- 0          |      |      |       |           |
| 1- 9              | 0- 0     | 0- 2      | NON-CONFERENCE | 0- 3       | 1- 4        | 1- 1          |      |      |       |           |
| 0- 0              | 0- 0     | 0- 0      | HOME           | 0- 0       | 0- 0        | 0- 0          |      |      |       |           |
| 0- 7              | 0- 0     | 0- 2      | AWAY           | 0- 2       | 0- 3        | 0- 1          |      |      |       |           |
| 1- 2              | 0- 0     | 0- 0      | NEUTRAL        | 0- 1       | 1- 1        | 1- 0          |      |      |       |           |
| 1- 8              | 0- 0     | 0- 0      | CONFERENCE     | 0- 0       | 1- 8        | 0- 3          |      |      |       |           |
| 1- 4              | 0- 0     | 0- 0      | HOME           | 0- 0       | 1- 4        | 0- 1          |      |      |       |           |
| 0- 4              | 0- 0     | 0- 0      | AWAY           | 0- 0       | 0- 4        | 0- 2          |      |      |       |           |
| 0- 0              | 0- 0     | 0- 0      | NEUTRAL        | 0- 0       | 0- 0        | 0- 0          |      |      |       |           |

| RPI 1-25                  |   |          |       | RPI 26-50 |   |               |        | RPI 51-100 |   |               |        | RPI 101+ |   |               |       | Team's RPI: 284 |
|---------------------------|---|----------|-------|-----------|---|---------------|--------|------------|---|---------------|--------|----------|---|---------------|-------|-----------------|
| RPI                       | S | Opponent | Score | RPI       | S | Opponent      | Score  | RPI        | S | Opponent      | Score  | RPI      | S | Opponent      | Score |                 |
|                           |   |          |       | 28        | A | Arizona St.   | 58 106 | 61         | N | Miami (FL)    | 56 82  | 133      | H | Weber St.     | 56 78 |                 |
|                           |   |          |       | 40        | A | West Virginia | 47 101 | 67         | A | UC Davis      | 72 79  | 144      | A | Portland St.  | 73 74 |                 |
|                           |   |          |       |           |   |               |        | 98         | A | Kentucky      | 70 101 | 144      | H | Portland St.  | 72 81 |                 |
|                           |   |          |       |           |   |               |        |            |   |               |        | 146      | H | Idaho         | 79 64 |                 |
|                           |   |          |       |           |   |               |        |            |   |               |        | 160      | H | Idaho St.     | 71 85 |                 |
|                           |   |          |       |           |   |               |        |            |   |               |        | 161      | N | Northern Ill. | 75 84 |                 |
|                           |   |          |       |           |   |               |        |            |   |               |        | 164      | A | San Francisco | 76 90 |                 |
|                           |   |          |       |           |   |               |        |            |   |               |        | 171      | A | Nevada        | 68 95 |                 |
|                           |   |          |       |           |   |               |        |            |   |               |        | 201      | A | Montana St.   | 50 85 |                 |
|                           |   |          |       |           |   |               |        |            |   |               |        | 203      | A | Eastern Wash. | 76 83 |                 |
|                           |   |          |       |           |   |               |        |            |   |               |        | 203      | H | Eastern Wash. | 72 83 |                 |
|                           |   |          |       |           |   |               |        |            |   |               |        | 220      | A | Morehead St.  | 71 75 |                 |
|                           |   |          |       |           |   |               |        |            |   |               |        | 233      | A | Montana       | 59 68 |                 |
|                           |   |          |       |           |   |               |        |            |   |               |        | 242      | N | UC Riverside  | 99 72 |                 |
| LAST 12 Division I GAMES: |   |          |       |           |   |               |        |            |   |               |        |          |   |               |       |                 |
|                           |   |          |       | 203       | A | Eastern Wash. | 76 83  | 203        | H | Eastern Wash. | 72 83  |          |   |               |       |                 |
|                           |   |          |       | 144       | H | Portland St.  | 72 81  | 146        | H | Idaho         | 79 64  |          |   |               |       |                 |
|                           |   |          |       | 160       | H | Idaho St.     | 71 85  | 144        | A | Portland St.  | 73 74  |          |   |               |       |                 |
|                           |   |          |       | 133       | H | Weber St.     | 56 78  | 161        | N | Northern Ill. | 75 84  |          |   |               |       |                 |
|                           |   |          |       | 201       | A | Montana St.   | 50 85  | 61         | N | Miami (FL)    | 56 82  |          |   |               |       |                 |
|                           |   |          |       | 233       | A | Montana       | 59 68  | 164        | A | San Francisco | 76 90  |          |   |               |       |                 |

Non-Div I Games: Antelope Valley 95 62

Sacramento St.



|                   |          |           |                |            |             |               |      |      |       |           |
|-------------------|----------|-----------|----------------|------------|-------------|---------------|------|------|-------|-----------|
| Average RPI Win:  | 257      | WON-LOST  | WINNING        | LAST 10    | STRENGTH OF | OPP. STRENGTH | TEAM | ADJ. | CONF. | ADJ CONF. |
| Average RPI Loss: | 191      | RECORD    | PCT. RANK      | GAMES      | SCHEDULE    | OF SCHEDULE   | RPI  | RPI  | RPI   | RPI       |
| DIV. I ONLY       | 7- 13    | 258       | 3- 7           | 257        | 307         | 260           | 260  | 29   | 29    |           |
| DIV. I NON-CONF.  | 4- 7     | 226       | 1- 2           | 181        | 267         | 236           | 236  | 29   | 29    |           |
| -----             |          |           |                |            |             |               |      |      |       |           |
| TOTALS            | RPI 1-25 | RPI 26-50 | W-L RECORDS    | RPI 51-100 | RPI 101-999 | RPI 201+      |      |      |       |           |
| 7- 13             | 0- 1     | 0- 0      | OVERALL        | 0- 2       | 7- 10       | 5- 6          |      |      |       |           |
| 3- 5              | 0- 0     | 0- 0      | HOME           | 0- 0       | 3- 5        | 1- 2          |      |      |       |           |
| 4- 8              | 0- 1     | 0- 0      | AWAY           | 0- 2       | 4- 5        | 4- 4          |      |      |       |           |
| 0- 0              | 0- 0     | 0- 0      | NEUTRAL        | 0- 0       | 0- 0        | 0- 0          |      |      |       |           |
| 4- 7              | 0- 1     | 0- 0      | NON-CONFERENCE | 0- 2       | 4- 4        | 2- 2          |      |      |       |           |
| 3- 2              | 0- 0     | 0- 0      | HOME           | 0- 0       | 3- 2        | 1- 1          |      |      |       |           |
| 1- 5              | 0- 1     | 0- 0      | AWAY           | 0- 2       | 1- 2        | 1- 1          |      |      |       |           |
| 0- 0              | 0- 0     | 0- 0      | NEUTRAL        | 0- 0       | 0- 0        | 0- 0          |      |      |       |           |
| 3- 6              | 0- 0     | 0- 0      | CONFERENCE     | 0- 0       | 3- 6        | 3- 4          |      |      |       |           |
| 0- 3              | 0- 0     | 0- 0      | HOME           | 0- 0       | 0- 3        | 0- 1          |      |      |       |           |
| 3- 3              | 0- 0     | 0- 0      | AWAY           | 0- 0       | 3- 3        | 3- 3          |      |      |       |           |
| 0- 0              | 0- 0     | 0- 0      | NEUTRAL        | 0- 0       | 0- 0        | 0- 0          |      |      |       |           |

| RPI 1-25                  |   |                      |        | RPI 26-50 |   |                    |       | RPI 51-100 |   |               |        | RPI 101+ Team's RPI: 260 |   |                      |       |
|---------------------------|---|----------------------|--------|-----------|---|--------------------|-------|------------|---|---------------|--------|--------------------------|---|----------------------|-------|
| RPI                       | S | Opponent             | Score  | RPI       | S | Opponent           | Score | RPI        | S | Opponent      | Score  | RPI                      | S | Opponent             | Score |
| 7                         | A | Florida St.          | 52 101 |           |   |                    |       | 70         | A | Harvard       | 62 70  | 145                      | H | Saint Francis (PA)   | 48 89 |
|                           |   |                      |        |           |   |                    |       | 99         | A | Brown         | 77 102 | 158                      | H | Robert Morris        | 57 91 |
|                           |   |                      |        |           |   |                    |       |            |   |               |        | 170                      | H | Lehigh               | 65 55 |
|                           |   |                      |        |           |   |                    |       |            |   |               |        | 181                      | H | New Hampshire        | 47 74 |
|                           |   |                      |        |           |   |                    |       |            |   |               |        | 186                      | H | Providence           | 78 75 |
|                           |   |                      |        |           |   |                    |       |            |   |               |        | 193                      | A | Siena                | 57 62 |
|                           |   |                      |        |           |   |                    |       |            |   |               |        | 204                      | H | Hofstra              | 81 86 |
|                           |   |                      |        |           |   |                    |       |            |   |               |        | 244                      | H | Manhattan            | 65 61 |
|                           |   |                      |        |           |   |                    |       |            |   |               |        | 261                      | A | Mt. St. Mary's       | 82 52 |
|                           |   |                      |        |           |   |                    |       |            |   |               |        | 265                      | A | Fairleigh Dickinson  | 59 69 |
|                           |   |                      |        |           |   |                    |       |            |   |               |        | 272                      | A | LIU Brooklyn         | 50 46 |
|                           |   |                      |        |           |   |                    |       |            |   |               |        | 274                      | H | Bryant               | 73 81 |
|                           |   |                      |        |           |   |                    |       |            |   |               |        | 279                      | A | St. Francis Brooklyn | 48 63 |
|                           |   |                      |        |           |   |                    |       |            |   |               |        | 297                      | A | Monmouth             | 64 69 |
|                           |   |                      |        |           |   |                    |       |            |   |               |        | 311                      | A | Central Conn. St.    | 59 69 |
|                           |   |                      |        |           |   |                    |       |            |   |               |        | 326                      | A | Wagner               | 72 55 |
|                           |   |                      |        |           |   |                    |       |            |   |               |        | 337                      | A | Florida A&M          | 73 68 |
| LAST 12 Division I GAMES: |   |                      |        |           |   |                    |       |            |   |               |        |                          |   |                      |       |
| 279                       | A | St. Francis Brooklyn | 48 63  | 261       | A | Mt. St. Mary's     | 82 52 | 158        | H | Robert Morris | 57 91  |                          |   |                      |       |
| 272                       | A | LIU Brooklyn         | 50 46  | 145       | H | Saint Francis (PA) | 48 89 | 181        | H | New Hampshire | 47 74  |                          |   |                      |       |
| 265                       | A | Fairleigh Dickinson  | 59 69  | 193       | A | Siena              | 57 62 | 186        | H | Providence    | 78 75  |                          |   |                      |       |
| 274                       | H | Bryant               | 73 81  |           |   |                    |       |            |   |               |        |                          |   |                      |       |
| 311                       | A | Central Conn. St.    | 59 69  |           |   |                    |       |            |   |               |        |                          |   |                      |       |
| 326                       | A | Wagner               | 72 55  |           |   |                    |       |            |   |               |        |                          |   |                      |       |

Non-Div I Games:

Sacred Heart



|                   |          |           |                |            |             |               |      |      |       |           |
|-------------------|----------|-----------|----------------|------------|-------------|---------------|------|------|-------|-----------|
| Average RPI Win:  | 272      | WON-LOST  | WINNING        | LAST 10    | STRENGTH OF | OPP. STRENGTH | TEAM | ADJ. | CONF. | ADJ CONF. |
| Average RPI Loss: | 131      | RECORD    | PCT. RANK      | GAMES      | SCHEDULE    | OF SCHEDULE   | RPI  | RPI  | RPI   | RPI       |
| DIV. I ONLY       | 12- 8    | 119       | 8- 2           | 247        | 285         | 145           | 145  | 29   | 29    |           |
| DIV. I NON-CONF.  | 4- 7     | 226       | 1- 2           | 165        | 199         | 189           | 189  | 29   | 29    |           |
| -----             |          |           |                |            |             |               |      |      |       |           |
| TOTALS            | RPI 1-25 | RPI 26-50 | W-L RECORDS    | RPI 51-100 | RPI 101-999 | RPI 201+      |      |      |       |           |
| 12- 8             | 0- 0     | 0- 0      | OVERALL        | 0- 3       | 12- 5       | 11- 0         |      |      |       |           |
| 6- 1              | 0- 0     | 0- 0      | HOME           | 0- 0       | 6- 1        | 6- 0          |      |      |       |           |
| 5- 6              | 0- 0     | 0- 0      | AWAY           | 0- 3       | 5- 2        | 4- 0          |      |      |       |           |
| 1- 1              | 0- 0     | 0- 0      | NEUTRAL        | 0- 0       | 1- 1        | 1- 0          |      |      |       |           |
| 4- 7              | 0- 0     | 0- 0      | NON-CONFERENCE | 0- 3       | 4- 4        | 3- 0          |      |      |       |           |
| 1- 1              | 0- 0     | 0- 0      | HOME           | 0- 0       | 1- 1        | 1- 0          |      |      |       |           |
| 2- 5              | 0- 0     | 0- 0      | AWAY           | 0- 3       | 2- 2        | 1- 0          |      |      |       |           |
| 1- 1              | 0- 0     | 0- 0      | NEUTRAL        | 0- 0       | 1- 1        | 1- 0          |      |      |       |           |
| 8- 1              | 0- 0     | 0- 0      | CONFERENCE     | 0- 0       | 8- 1        | 8- 0          |      |      |       |           |
| 5- 0              | 0- 0     | 0- 0      | HOME           | 0- 0       | 5- 0        | 5- 0          |      |      |       |           |
| 3- 1              | 0- 0     | 0- 0      | AWAY           | 0- 0       | 3- 1        | 3- 0          |      |      |       |           |
| 0- 0              | 0- 0     | 0- 0      | NEUTRAL        | 0- 0       | 0- 0        | 0- 0          |      |      |       |           |

| RPI 1-25                  |   |          |       | RPI 26-50 |   |                   |        | RPI 51-100 |   |                      |         | RPI 101+ |   |                      |         | Team's RPI: 145 |
|---------------------------|---|----------|-------|-----------|---|-------------------|--------|------------|---|----------------------|---------|----------|---|----------------------|---------|-----------------|
| RPI                       | S | Opponent | Score | RPI       | S | Opponent          | Score  | RPI        | S | Opponent             | Score   | RPI      | S | Opponent             | Score   |                 |
|                           |   |          |       |           |   |                   |        | 51         | A | Gonzaga              | 74 97   | 137      | H | William & Mary       | 86 92   |                 |
|                           |   |          |       |           |   |                   |        | 53         | A | Duquesne             | 68 87   | 158      | A | Robert Morris        | 62 63   |                 |
|                           |   |          |       |           |   |                   |        | 58         | A | Tol edo              | 66 74   | 167      | A | Cincinnati           | 77 73   |                 |
|                           |   |          |       |           |   |                   |        |            |   |                      |         | 191      | A | Columbia             | 81 94   |                 |
|                           |   |          |       |           |   |                   |        |            |   |                      |         | 196      | A | Boise St.            | 59 87   |                 |
|                           |   |          |       |           |   |                   |        |            |   |                      |         | 200      | N | Southeast Mo. St.    | 50 82   |                 |
|                           |   |          |       |           |   |                   |        |            |   |                      |         | 229      | H | Youngstown St.       | 79 65   |                 |
|                           |   |          |       |           |   |                   |        |            |   |                      |         | 260      | A | Sacred Heart         | 89 48   |                 |
|                           |   |          |       |           |   |                   |        |            |   |                      |         | 261      | H | Mt. St. Mary's       | 92 88   |                 |
|                           |   |          |       |           |   |                   |        |            |   |                      |         | 265      | A | Fairleigh Dickinson  | 80 56   |                 |
|                           |   |          |       |           |   |                   |        |            |   |                      |         | 272      | H | LIU Brooklyn         | 101 71  |                 |
|                           |   |          |       |           |   |                   |        |            |   |                      |         | 274      | H | Bryant               | 87 69   |                 |
|                           |   |          |       |           |   |                   |        |            |   |                      |         | 279      | H | St. Francis Brooklyn | 90 75   |                 |
|                           |   |          |       |           |   |                   |        |            |   |                      |         | 305      | A | Portland             | 106 101 |                 |
|                           |   |          |       |           |   |                   |        |            |   |                      |         | 311      | H | Central Conn. St.    | 87 59   |                 |
|                           |   |          |       |           |   |                   |        |            |   |                      |         | 318      | N | Old Dominion         | 79 68   |                 |
|                           |   |          |       |           |   |                   |        |            |   |                      |         | 326      | A | Wagner               | 79 76   |                 |
| -----                     |   |          |       |           |   |                   |        |            |   |                      |         |          |   |                      |         |                 |
| LAST 12 Division I GAMES: |   |          |       |           |   |                   |        |            |   |                      |         |          |   |                      |         |                 |
|                           |   |          |       | 274       | H | Bryant            | 87 69  | 279        | H | St. Francis Brooklyn | 90 75   |          |   |                      |         |                 |
|                           |   |          |       | 311       | H | Central Conn. St. | 87 59  | 265        | A | Fairleigh Dickinson  | 80 56   |          |   |                      |         |                 |
|                           |   |          |       | 326       | A | Wagner            | 79 76  | 260        | A | Sacred Heart         | 89 48   |          |   |                      |         |                 |
|                           |   |          |       | 261       | H | Mt. St. Mary's    | 92 88  | 196        | A | Boise St.            | 59 87   |          |   |                      |         |                 |
|                           |   |          |       | 158       | A | Robert Morris     | 62 63  | 305        | A | Portland             | 106 101 |          |   |                      |         |                 |
|                           |   |          |       | 272       | H | LIU Brooklyn      | 101 71 | 51         | A | Gonzaga              | 74 97   |          |   |                      |         |                 |

Non-Div I Games: Seton Hill 103 71

Saint Francis (PA)



|                   |          |           |                |            |             |               |      |      |       |           |
|-------------------|----------|-----------|----------------|------------|-------------|---------------|------|------|-------|-----------|
| Average RPI Win:  | 243      | WON-LOST  | WINNING        | LAST 10    | STRENGTH OF | OPP. STRENGTH | TEAM | ADJ. | CONF. | ADJ CONF. |
| Average RPI Loss: | 124      | RECORD    | PCT. RANK      | GAMES      | SCHEDULE    | OF SCHEDULE   | RPI  | RPI  | RPI   | RPI       |
| DIV. I ONLY       | 10- 11   | 188       | 5- 5           | 192        | 188         | 176           | 176  | 13   | 13    |           |
| DIV. I NON-CONF.  | 5- 7     | 212       | 0- 3           | 154        | 207         | 171           | 171  | 10   | 10    |           |
| -----             |          |           |                |            |             |               |      |      |       |           |
| TOTALS            | RPI 1-25 | RPI 26-50 | W-L RECORDS    | RPI 51-100 | RPI 101-999 | RPI 201+      |      |      |       |           |
| 10- 11            | 0- 1     | 0- 2      | OVERALL        | 1- 3       | 9- 5        | 8- 2          |      |      |       |           |
| 4- 4              | 0- 0     | 0- 2      | HOME           | 0- 1       | 4- 1        | 4- 0          |      |      |       |           |
| 6- 6              | 0- 1     | 0- 0      | AWAY           | 1- 1       | 5- 4        | 4- 2          |      |      |       |           |
| 0- 1              | 0- 0     | 0- 0      | NEUTRAL        | 0- 1       | 0- 0        | 0- 0          |      |      |       |           |
| 5- 7              | 0- 1     | 0- 1      | NON-CONFERENCE | 1- 1       | 4- 4        | 3- 1          |      |      |       |           |
| 2- 2              | 0- 0     | 0- 1      | HOME           | 0- 0       | 2- 1        | 2- 0          |      |      |       |           |
| 3- 4              | 0- 1     | 0- 0      | AWAY           | 1- 0       | 2- 3        | 1- 1          |      |      |       |           |
| 0- 1              | 0- 0     | 0- 0      | NEUTRAL        | 0- 1       | 0- 0        | 0- 0          |      |      |       |           |
| 5- 4              | 0- 0     | 0- 1      | CONFERENCE     | 0- 2       | 5- 1        | 5- 1          |      |      |       |           |
| 2- 2              | 0- 0     | 0- 1      | HOME           | 0- 1       | 2- 0        | 2- 0          |      |      |       |           |
| 3- 2              | 0- 0     | 0- 0      | AWAY           | 0- 1       | 3- 1        | 3- 1          |      |      |       |           |
| 0- 0              | 0- 0     | 0- 0      | NEUTRAL        | 0- 0       | 0- 0        | 0- 0          |      |      |       |           |

| RPI 1-25                  |   |               |       | RPI 26-50 |   |          |       | RPI 51-100 |   |                 |       | RPI 101+ Team's RPI: 176 |   |                 |       |
|---------------------------|---|---------------|-------|-----------|---|----------|-------|------------|---|-----------------|-------|--------------------------|---|-----------------|-------|
| RPI                       | S | Opponent      | Score | RPI       | S | Opponent | Score | RPI        | S | Opponent        | Score | RPI                      | S | Opponent        | Score |
| 22                        | A | Villanova     | 44 79 | 41        | H | Dayton   | 59 65 | 52         | N | Princeton       | 54 63 | 113                      | H | Penn            | 50 57 |
|                           |   |               |       | 47        | H | Drexel   | 58 65 | 53         | H | Duquesne        | 42 61 | 141                      | A | Bucknell        | 77 53 |
|                           |   |               |       |           |   |          |       | 90         | A | James Madison   | 73 66 | 172                      | A | Florida         | 51 71 |
|                           |   |               |       |           |   |          |       | 91         | A | Saint Louis     | 73 96 | 183                      | A | Temple          | 66 69 |
|                           |   |               |       |           |   |          |       |            |   |                 |       | 217                      | H | Richmond        | 81 72 |
|                           |   |               |       |           |   |          |       |            |   |                 |       | 227                      | A | Niagara         | 93 69 |
|                           |   |               |       |           |   |          |       |            |   |                 |       | 228                      | A | La Salle        | 75 64 |
|                           |   |               |       |           |   |          |       |            |   |                 |       | 234                      | A | St. Bonaventure | 70 64 |
|                           |   |               |       |           |   |          |       |            |   |                 |       | 281                      | A | Towson          | 66 90 |
|                           |   |               |       |           |   |          |       |            |   |                 |       | 294                      | A | Massachusetts   | 84 79 |
|                           |   |               |       |           |   |          |       |            |   |                 |       | 307                      | A | VCU             | 54 56 |
|                           |   |               |       |           |   |          |       |            |   |                 |       | 307                      | H | VCU             | 79 41 |
|                           |   |               |       |           |   |          |       |            |   |                 |       | 343                      | H | Saint Peter's   | 87 58 |
|                           |   |               |       |           |   |          |       |            |   |                 |       | 345                      | H | Eastern Ill.    | 80 62 |
| -----                     |   |               |       |           |   |          |       |            |   |                 |       |                          |   |                 |       |
| LAST 12 Division I GAMES: |   |               |       |           |   |          |       |            |   |                 |       |                          |   |                 |       |
| 307                       | A | VCU           | 54 56 | 41        | H | Dayton   | 59 65 | 234        | A | St. Bonaventure | 70 64 |                          |   |                 |       |
| 228                       | A | La Salle      | 75 64 |           |   |          |       | 307        | H | VCU             | 79 41 |                          |   |                 |       |
| 53                        | H | Duquesne      | 42 61 |           |   |          |       | 172        | A | Florida         | 51 71 |                          |   |                 |       |
| 91                        | A | Saint Louis   | 73 96 |           |   |          |       | 52         | N | Princeton       | 54 63 |                          |   |                 |       |
| 294                       | A | Massachusetts | 84 79 |           |   |          |       | 47         | H | Drexel          | 58 65 |                          |   |                 |       |
| 217                       | H | Richmond      | 81 72 |           |   |          |       |            |   |                 |       |                          |   |                 |       |

Non-Div I Games:

Saint Joseph's



|                   |          |           |                |            |             |               |      |      |       |           |
|-------------------|----------|-----------|----------------|------------|-------------|---------------|------|------|-------|-----------|
| Average RPI Win:  | 179      | WON-LOST  | WINNING        | LAST 10    | STRENGTH OF | OPP. STRENGTH | TEAM | ADJ. | CONF. | ADJ CONF. |
| Average RPI Loss: | 78       | RECORD    | PCT. RANK      | GAMES      | SCHEDULE    | OF SCHEDULE   | RPI  | RPI  | RPI   | RPI       |
| DIV. I ONLY       | 12- 10   | 144       | 7- 3           | 74         | 85          | 91            | 91   | 13   | 13    |           |
| DIV. I NON-CONF.  | 6- 7     | 184       | 2- 1           | 119        | 22          | 141           | 141  | 10   | 10    |           |
| -----             |          |           |                |            |             |               |      |      |       |           |
| TOTALS            | RPI 1-25 | RPI 26-50 | W-L RECORDS    | RPI 51-100 | RPI 101-999 | RPI 201+      |      |      |       |           |
| 12- 10            | 0- 2     | 0- 2      | OVERALL        | 1- 2       | 11- 4       | 5- 0          |      |      |       |           |
| 7- 2              | 0- 0     | 0- 0      | HOME           | 1- 0       | 6- 2        | 3- 0          |      |      |       |           |
| 3- 7              | 0- 1     | 0- 1      | AWAY           | 0- 1       | 3- 1        | 2- 0          |      |      |       |           |
| 2- 1              | 0- 0     | 0- 1      | NEUTRAL        | 0- 0       | 2- 0        | 0- 0          |      |      |       |           |
| 6- 7              | 0- 2     | 0- 1      | NON-CONFERENCE | 0- 1       | 6- 3        | 2- 0          |      |      |       |           |
| 3- 2              | 0- 0     | 0- 0      | HOME           | 0- 0       | 3- 2        | 1- 0          |      |      |       |           |
| 1- 4              | 0- 2     | 0- 0      | AWAY           | 0- 1       | 1- 1        | 1- 0          |      |      |       |           |
| 2- 1              | 0- 0     | 0- 1      | NEUTRAL        | 0- 0       | 2- 0        | 0- 0          |      |      |       |           |
| 6- 3              | 0- 0     | 0- 1      | CONFERENCE     | 1- 1       | 5- 1        | 3- 0          |      |      |       |           |
| 4- 0              | 0- 0     | 0- 0      | HOME           | 1- 0       | 3- 0        | 2- 0          |      |      |       |           |
| 2- 3              | 0- 0     | 0- 1      | AWAY           | 0- 1       | 2- 1        | 1- 0          |      |      |       |           |
| 0- 0              | 0- 0     | 0- 0      | NEUTRAL        | 0- 0       | 0- 0        | 0- 0          |      |      |       |           |

| RPI 1-25                  |   |                   |        | RPI 26-50 |   |          |        | RPI 51-100 |   |                 |        | RPI 101+ |   |                   |        |
|---------------------------|---|-------------------|--------|-----------|---|----------|--------|------------|---|-----------------|--------|----------|---|-------------------|--------|
| RPI                       | S | Opponent          | Score  | RPI       | S | Opponent | Score  | RPI        | S | Opponent        | Score  | RPI      | S | Opponent          | Score  |
| 15                        | A | Missouri          | 58 70  | 27        | N | LSU      | 59 71  | 68         | A | Fordham         | 63 66  | 107      | A | George Mason      | 72 81  |
| 23                        | A | DePaul            | 78 86  | 41        | A | Dayton   | 76 101 | 68         | H | Fordham         | 91 85  | 114      | A | George Washington | 72 69  |
|                           |   |                   |        |           |   |          |        | 78         | A | Washington St.  | 63 85  | 118      | H | Vanderbilt        | 69 74  |
|                           |   |                   |        |           |   |          |        |            |   |                 |        | 120      | N | Ole Miss          | 79 64  |
|                           |   |                   |        |           |   |          |        |            |   |                 |        | 122      | H | Little Rock       | 48 45  |
|                           |   |                   |        |           |   |          |        |            |   |                 |        | 132      | N | Cleveland St.     | 80 64  |
|                           |   |                   |        |           |   |          |        |            |   |                 |        | 150      | A | SIUE              | 72 79  |
|                           |   |                   |        |           |   |          |        |            |   |                 |        | 152      | H | Loyola Marymount  | 60 62  |
|                           |   |                   |        |           |   |          |        |            |   |                 |        | 162      | H | Tulsa             | 77 66  |
|                           |   |                   |        |           |   |          |        |            |   |                 |        | 176      | H | Saint Joseph's    | 96 73  |
|                           |   |                   |        |           |   |          |        |            |   |                 |        | 217      | A | Richmond          | 79 61  |
|                           |   |                   |        |           |   |          |        |            |   |                 |        | 234      | H | St. Bonaventure   | 78 55  |
|                           |   |                   |        |           |   |          |        |            |   |                 |        | 251      | H | Lipscomb          | 101 57 |
|                           |   |                   |        |           |   |          |        |            |   |                 |        | 253      | A | Indiana St.       | 60 59  |
|                           |   |                   |        |           |   |          |        |            |   |                 |        | 294      | H | Massachusetts     | 64 63  |
| -----                     |   |                   |        |           |   |          |        |            |   |                 |        |          |   |                   |        |
| LAST 12 Division I GAMES: |   |                   |        |           |   |          |        |            |   |                 |        |          |   |                   |        |
| 68                        | H | Fordham           | 91 85  | 68        | A | Fordham  | 63 66  | 217        | A | Richmond        | 79 61  |          |   |                   |        |
| 114                       | A | George Washington | 72 69  |           |   |          |        | 234        | H | St. Bonaventure | 78 55  |          |   |                   |        |
| 107                       | A | George Mason      | 72 81  |           |   |          |        | 162        | H | Tulsa           | 77 66  |          |   |                   |        |
| 176                       | H | Saint Joseph's    | 96 73  |           |   |          |        | 251        | H | Lipscomb        | 101 57 |          |   |                   |        |
| 294                       | H | Massachusetts     | 64 63  |           |   |          |        | 15         | A | Missouri        | 58 70  |          |   |                   |        |
| 41                        | A | Dayton            | 76 101 |           |   |          |        |            |   |                 |        |          |   |                   |        |

Non-Div I Games:

Saint Louis



|                   |          |           |                |            |             |               |      |      |       |           |
|-------------------|----------|-----------|----------------|------------|-------------|---------------|------|------|-------|-----------|
| Average RPI Win:  | 173      | WON-LOST  | WINNING        | LAST 10    | STRENGTH OF | OPP. STRENGTH | TEAM | ADJ. | CONF. | ADJ CONF. |
| Average RPI Loss: | 106      | RECORD    | PCT. RANK      | GAMES      | SCHEDULE    | OF SCHEDULE   | RPI  | RPI  | RPI   | RPI       |
| DIV. I ONLY       | 14- 8    | 95        | 7- 3           | 104        | 96          | 79            | 79   | 12   | 12    |           |
| DIV. I NON-CONF.  | 7- 4     | 102       | 0- 1           | 63         | 39          | 52            | 52   | 11   | 11    |           |
| -----             |          |           |                |            |             |               |      |      |       |           |
| TOTALS            | RPI 1-25 | RPI 26-50 | W-L RECORDS    | RPI 51-100 | RPI 101-999 | RPI 201+      |      |      |       |           |
| 14- 8             | 0- 0     | 0- 2      | OVERALL        | 2- 3       | 12- 3       | 6- 1          |      |      |       |           |
| 8- 2              | 0- 0     | 0- 0      | HOME           | 2- 2       | 6- 0        | 3- 0          |      |      |       |           |
| 4- 6              | 0- 0     | 0- 2      | AWAY           | 0- 1       | 4- 3        | 1- 1          |      |      |       |           |
| 2- 0              | 0- 0     | 0- 0      | NEUTRAL        | 0- 0       | 2- 0        | 2- 0          |      |      |       |           |
| 7- 4              | 0- 0     | 0- 2      | NON-CONFERENCE | 2- 2       | 5- 0        | 3- 0          |      |      |       |           |
| 4- 1              | 0- 0     | 0- 0      | HOME           | 2- 1       | 2- 0        | 1- 0          |      |      |       |           |
| 1- 3              | 0- 0     | 0- 2      | AWAY           | 0- 1       | 1- 0        | 0- 0          |      |      |       |           |
| 2- 0              | 0- 0     | 0- 0      | NEUTRAL        | 0- 0       | 2- 0        | 2- 0          |      |      |       |           |
| 7- 4              | 0- 0     | 0- 0      | CONFERENCE     | 0- 1       | 7- 3        | 3- 1          |      |      |       |           |
| 4- 1              | 0- 0     | 0- 0      | HOME           | 0- 1       | 4- 0        | 2- 0          |      |      |       |           |
| 3- 3              | 0- 0     | 0- 0      | AWAY           | 0- 0       | 3- 3        | 1- 1          |      |      |       |           |
| 0- 0              | 0- 0     | 0- 0      | NEUTRAL        | 0- 0       | 0- 0        | 0- 0          |      |      |       |           |

| RPI 1-25                     |   |          |       | RPI 26-50 |   |                |       | RPI 51-100 |   |                   |       | RPI 101+ |   |                   |       |
|------------------------------|---|----------|-------|-----------|---|----------------|-------|------------|---|-------------------|-------|----------|---|-------------------|-------|
| RPI                          | S | Opponent | Score | RPI       | S | Opponent       | Score | RPI        | S | Opponent          | Score | RPI      | S | Opponent          | Score |
|                              |   |          |       | 33        | A | Cal i forn i a | 80 87 | 51         | H | Gonzaga           | 65 73 | 112      | A | BYU               | 54 63 |
|                              |   |          |       | 37        | A | Purdue         | 60 70 | 67         | H | UC Davi s         | 50 74 | 112      | H | BYU               | 57 49 |
|                              |   |          |       |           |   |                |       | 72         | H | Indi ana          | 88 82 | 152      | A | Loyol a Marymount | 57 69 |
|                              |   |          |       |           |   |                |       | 78         | H | Washi ngton St.   | 81 75 | 153      | A | Paci fi c         | 70 69 |
|                              |   |          |       |           |   |                |       | 87         | A | Utah              | 63 74 | 153      | H | Paci fi c         | 96 88 |
|                              |   |          |       |           |   |                |       |            |   |                   |       | 163      | H | Cal Poly          | 82 64 |
|                              |   |          |       |           |   |                |       |            |   |                   |       | 164      | A | San Franci sco    | 73 59 |
|                              |   |          |       |           |   |                |       |            |   |                   |       | 196      | A | Boi se St.        | 74 72 |
|                              |   |          |       |           |   |                |       |            |   |                   |       | 203      | N | Eastern Wash.     | 76 56 |
|                              |   |          |       |           |   |                |       |            |   |                   |       | 209      | H | UC Santa Barbara  | 89 59 |
|                              |   |          |       |           |   |                |       |            |   |                   |       | 211      | A | San Diego         | 75 53 |
|                              |   |          |       |           |   |                |       |            |   |                   |       | 219      | N | UT Martin         | 69 58 |
|                              |   |          |       |           |   |                |       |            |   |                   |       | 231      | H | Pepperdi ne       | 75 62 |
|                              |   |          |       |           |   |                |       |            |   |                   |       | 263      | H | Santa Clara       | 59 46 |
|                              |   |          |       |           |   |                |       |            |   |                   |       | 305      | A | Portl and         | 65 68 |
| LAST 12 Di vi si on I GAMES: |   |          |       |           |   |                |       |            |   |                   |       |          |   |                   |       |
|                              |   |          |       | 164       | A | San Franci sco | 73 59 | 263        | H | Santa Clara       | 59 46 |          |   |                   |       |
|                              |   |          |       | 305       | A | Portl and      | 65 68 | 211        | A | San Di ego        | 75 53 |          |   |                   |       |
|                              |   |          |       | 112       | A | BYU            | 54 63 | 153        | A | Paci fi c         | 70 69 |          |   |                   |       |
|                              |   |          |       | 153       | H | Paci fi c      | 96 88 | 112        | H | BYU               | 57 49 |          |   |                   |       |
|                              |   |          |       | 51        | H | Gonzaga        | 65 73 | 152        | A | Loyol a Marymount | 57 69 |          |   |                   |       |
|                              |   |          |       | 231       | H | Pepperdi ne    | 75 62 | 37         | A | Purdue            | 60 70 |          |   |                   |       |

Non-Di v I Games:

Saint Mary's (CA)



|                   |          |           |                |            |             |               |      |      |       |           |
|-------------------|----------|-----------|----------------|------------|-------------|---------------|------|------|-------|-----------|
| Average RPI Win:  | 249      | WON-LOST  | WINNING        | LAST 10    | STRENGTH OF | OPP. STRENGTH | TEAM | ADJ. | CONF. | ADJ CONF. |
| Average RPI Loss: | 233      | RECORD    | PCT. RANK      | GAMES      | SCHEDULE    | OF SCHEDULE   | RPI  | RPI  | RPI   | RPI       |
| DIV. I ONLY       | 4- 18    | 313       | 1- 9           | 336        | 333         | 343           | 343  | 27   | 27    |           |
| DIV. I NON-CONF.  | 3- 8     | 268       | 0- 1           | 311        | 344         | 320           | 320  | 26   | 26    |           |
| -----             |          |           |                |            |             |               |      |      |       |           |
| TOTALS            | RPI 1-25 | RPI 26-50 | W-L RECORDS    | RPI 51-100 | RPI 101-999 | RPI 201+      |      |      |       |           |
| 4- 18             | 0- 0     | 0- 0      | OVERALL        | 0- 2       | 4- 16       | 3- 12         |      |      |       |           |
| 2- 8              | 0- 0     | 0- 0      | HOME           | 0- 0       | 2- 8        | 2- 5          |      |      |       |           |
| 1- 10             | 0- 0     | 0- 0      | AWAY           | 0- 2       | 1- 7        | 1- 6          |      |      |       |           |
| 1- 0              | 0- 0     | 0- 0      | NEUTRAL        | 0- 0       | 1- 0        | 0- 0          |      |      |       |           |
| 3- 8              | 0- 0     | 0- 0      | NON-CONFERENCE | 0- 1       | 3- 7        | 2- 5          |      |      |       |           |
| 1- 3              | 0- 0     | 0- 0      | HOME           | 0- 0       | 1- 3        | 1- 2          |      |      |       |           |
| 1- 5              | 0- 0     | 0- 0      | AWAY           | 0- 1       | 1- 4        | 1- 3          |      |      |       |           |
| 1- 0              | 0- 0     | 0- 0      | NEUTRAL        | 0- 0       | 1- 0        | 0- 0          |      |      |       |           |
| 1- 10             | 0- 0     | 0- 0      | CONFERENCE     | 0- 1       | 1- 9        | 1- 7          |      |      |       |           |
| 1- 5              | 0- 0     | 0- 0      | HOME           | 0- 0       | 1- 5        | 1- 3          |      |      |       |           |
| 0- 5              | 0- 0     | 0- 0      | AWAY           | 0- 1       | 0- 4        | 0- 4          |      |      |       |           |
| 0- 0              | 0- 0     | 0- 0      | NEUTRAL        | 0- 0       | 0- 0        | 0- 0          |      |      |       |           |

| RPI 1-25                     |   |          |       | RPI 26-50 |   |            |       | RPI 51-100 |   |                         |       | RPI 101+ Team's RPI: 343 |   |                         |       |
|------------------------------|---|----------|-------|-----------|---|------------|-------|------------|---|-------------------------|-------|--------------------------|---|-------------------------|-------|
| RPI                          | S | Opponent | Score | RPI       | S | Opponent   | Score | RPI        | S | Opponent                | Score | RPI                      | S | Opponent                | Score |
|                              |   |          |       |           |   |            |       | 55         | A | Qui nni pi ac           | 39 86 | 117                      | H | Yale                    | 49 70 |
|                              |   |          |       |           |   |            |       | 93         | A | Seton Hal l             | 49 91 | 119                      | N | Del aware               | 90 87 |
|                              |   |          |       |           |   |            |       |            |   |                         |       | 176                      | A | Saint Joseph's          | 58 87 |
|                              |   |          |       |           |   |            |       |            |   |                         |       | 182                      | H | Marist                  | 53 86 |
|                              |   |          |       |           |   |            |       |            |   |                         |       | 193                      | H | Si ena                  | 59 62 |
|                              |   |          |       |           |   |            |       |            |   |                         |       | 227                      | H | Ni agara                | 52 87 |
|                              |   |          |       |           |   |            |       |            |   |                         |       | 237                      | H | Lafayette               | 64 61 |
|                              |   |          |       |           |   |            |       |            |   |                         |       | 244                      | A | Manhattan               | 64 76 |
|                              |   |          |       |           |   |            |       |            |   |                         |       | 259                      | A | Fairfi eld              | 41 62 |
|                              |   |          |       |           |   |            |       |            |   |                         |       | 264                      | H | Ri der                  | 52 57 |
|                              |   |          |       |           |   |            |       |            |   |                         |       | 265                      | A | Fai rlei gh Di ckin son | 59 69 |
|                              |   |          |       |           |   |            |       |            |   |                         |       | 272                      | A | LIU Brookl yn           | 46 57 |
|                              |   |          |       |           |   |            |       |            |   |                         |       | 279                      | H | St. Franci s Brookl yn  | 49 64 |
|                              |   |          |       |           |   |            |       |            |   |                         |       | 290                      | H | Cani si us              | 53 66 |
|                              |   |          |       |           |   |            |       |            |   |                         |       | 294                      | A | Massachusetts           | 65 81 |
|                              |   |          |       |           |   |            |       |            |   |                         |       | 297                      | A | Monmouth                | 44 51 |
|                              |   |          |       |           |   |            |       |            |   |                         |       | 297                      | H | Monmouth                | 67 47 |
|                              |   |          |       |           |   |            |       |            |   |                         |       | 338                      | A | I ona                   | 42 52 |
|                              |   |          |       |           |   |            |       |            |   |                         |       | 344                      | A | NJIT                    | 59 52 |
|                              |   |          |       |           |   |            |       |            |   |                         |       | 348                      | H | UMass Lowel l           | 60 66 |
| LAST 12 Di vi si on I GAMES: |   |          |       |           |   |            |       |            |   |                         |       |                          |   |                         |       |
|                              |   |          |       | 193       | H | Si ena     | 59 62 | 55         | A | Qui nni pi ac           | 39 86 |                          |   |                         |       |
|                              |   |          |       | 338       | A | I ona      | 42 52 | 297        | A | Monmouth                | 44 51 |                          |   |                         |       |
|                              |   |          |       | 297       | H | Monmouth   | 67 47 | 182        | H | Marist                  | 53 86 |                          |   |                         |       |
|                              |   |          |       | 227       | H | Ni agara   | 52 87 | 264        | H | Ri der                  | 52 57 |                          |   |                         |       |
|                              |   |          |       | 290       | H | Cani si us | 53 66 | 244        | A | Manhattan               | 64 76 |                          |   |                         |       |
|                              |   |          |       | 259       | A | Fairfi eld | 41 62 | 265        | A | Fai rlei gh Di ckin son | 59 69 |                          |   |                         |       |

Non-Di v I Games:

Saint Peter's



|                   |          |           |                |            |             |               |      |      |       |           |
|-------------------|----------|-----------|----------------|------------|-------------|---------------|------|------|-------|-----------|
| Average RPI Win:  | 302      | WON-LOST  | WINNING        | LAST 10    | STRENGTH OF | OPP. STRENGTH | TEAM | ADJ. | CONF. | ADJ CONF. |
| Average RPI Loss: | 189      | RECORD    | PCT. RANK      | GAMES      | SCHEDULE    | OF SCHEDULE   | RPI  | RPI  | RPI   | RPI       |
| DIV. I ONLY       | 2- 15    | 325       | 1- 9           | 202        | 342         | 327           | 327  | 25   | 25    |           |
| DIV. I NON-CONF.  | 1- 6     | 306       | 0- 2           | 23         | 345         | 257           | 257  | 25   | 25    |           |
| -----             |          |           |                |            |             |               |      |      |       |           |
| TOTALS            | RPI 1-25 | RPI 26-50 | W-L RECORDS    | RPI 51-100 | RPI 101-999 | RPI 201+      |      |      |       |           |
| 2- 15             | 0- 0     | 0- 1      | OVERALL        | 0- 2       | 2- 12       | 2- 7          |      |      |       |           |
| 1- 7              | 0- 0     | 0- 0      | HOME           | 0- 0       | 1- 7        | 1- 5          |      |      |       |           |
| 1- 8              | 0- 0     | 0- 0      | AWAY           | 0- 0       | 1- 0        | 1- 0          |      |      |       |           |
| 0- 0              | 0- 0     | 0- 0      | NEUTRAL        | 0- 0       | 0- 0        | 0- 0          |      |      |       |           |
| 1- 6              | 0- 0     | 0- 1      | NON-CONFERENCE | 0- 1       | 1- 4        | 1- 1          |      |      |       |           |
| 1- 3              | 0- 0     | 0- 0      | HOME           | 0- 0       | 1- 3        | 1- 1          |      |      |       |           |
| 0- 3              | 0- 0     | 0- 1      | AWAY           | 0- 1       | 0- 1        | 0- 0          |      |      |       |           |
| 0- 0              | 0- 0     | 0- 0      | NEUTRAL        | 0- 0       | 0- 0        | 0- 0          |      |      |       |           |
| 1- 9              | 0- 0     | 0- 0      | CONFERENCE     | 0- 1       | 1- 8        | 1- 6          |      |      |       |           |
| 0- 4              | 0- 0     | 0- 0      | HOME           | 0- 0       | 0- 4        | 0- 4          |      |      |       |           |
| 1- 5              | 0- 0     | 0- 0      | AWAY           | 0- 1       | 1- 4        | 1- 2          |      |      |       |           |
| 0- 0              | 0- 0     | 0- 0      | NEUTRAL        | 0- 0       | 0- 0        | 0- 0          |      |      |       |           |

| RPI                       | S | Opponent         | Score | RPI | S | Opponent           | Score | RPI | S | Opponent         | Score | RPI | S | Opponent           | Score |
|---------------------------|---|------------------|-------|-----|---|--------------------|-------|-----|---|------------------|-------|-----|---|--------------------|-------|
| 27                        | A | LSU              | 58 71 | 97  | A | Central Ark.       | 44 69 | 109 | H | Rice             | 50 79 | 123 | A | SFA                | 53 75 |
|                           |   |                  |       | 100 | A | Arkansas           | 54 65 | 126 | A | Lamar University | 44 91 | 149 | H | Texas St.          | 41 73 |
|                           |   |                  |       |     |   |                    |       | 165 | A | Southern Miss.   | 38 58 | 218 | A | Abilene Christian  | 65 83 |
|                           |   |                  |       |     |   |                    |       | 241 | H | Texas Southern   | 58 77 | 262 | H | A&M-Corpus Christi | 57 67 |
|                           |   |                  |       |     |   |                    |       | 286 | H | McNeese          | 63 66 | 295 | A | Southeastern La.   | 57 52 |
|                           |   |                  |       |     |   |                    |       | 300 | H | Incarnate Word   | 49 56 | 304 | A | Northwestern St.   | 60 63 |
|                           |   |                  |       |     |   |                    |       | 308 | H | Jackson St.      | 74 68 | 324 | H | Houston Baptist    | 61 69 |
| -----                     |   |                  |       |     |   |                    |       |     |   |                  |       |     |   |                    |       |
| LAST 12 Division I GAMES: |   |                  |       |     |   |                    |       |     |   |                  |       |     |   |                    |       |
| 286                       | H | McNeese          | 63 66 | 262 | H | A&M-Corpus Christi | 57 67 |     |   |                  |       |     |   |                    |       |
| 123                       | A | SFA              | 53 75 | 300 | H | Incarnate Word     | 49 56 |     |   |                  |       |     |   |                    |       |
| 295                       | A | Southeastern La. | 57 52 | 97  | A | Central Ark.       | 44 69 |     |   |                  |       |     |   |                    |       |
| 126                       | A | Lamar University | 44 91 | 218 | A | Abilene Christian  | 65 83 |     |   |                  |       |     |   |                    |       |
| 304                       | A | Northwestern St. | 60 63 | 27  | A | LSU                | 58 71 |     |   |                  |       |     |   |                    |       |
| 324                       | H | Houston Baptist  | 61 69 | 149 | H | Texas St.          | 41 73 |     |   |                  |       |     |   |                    |       |

Non-Div I Games: Wiley 80 41 St. Thomas Houston 68 66

Sam Houston St.



|                   |          |           |                |            |             |               |      |      |       |           |
|-------------------|----------|-----------|----------------|------------|-------------|---------------|------|------|-------|-----------|
| Average RPI Win:  | 233      | WON-LOST  | WINNING        | LAST 10    | STRENGTH OF | OPP. STRENGTH | TEAM | ADJ. | CONF. | ADJ CONF. |
| Average RPI Loss: | 108      | RECORD    | PCT. RANK      | GAMES      | SCHEDULE    | OF SCHEDULE   | RPI  | RPI  | RPI   | RPI       |
| DIV. I ONLY       | 10- 12   | 206       | 5- 5           | 116        | 168         | 184           | 184  | 17   | 17    |           |
| DIV. I NON-CONF.  | 7- 7     | 170       | 3- 1           | 69         | 152         | 126           | 126  | 17   | 17    |           |
| -----             |          |           |                |            |             |               |      |      |       |           |
| TOTALS            | RPI 1-25 | RPI 26-50 | W-L RECORDS    | RPI 51-100 | RPI 101-999 | RPI 201+      |      |      |       |           |
| 10- 12            | 0- 1     | 1- 1      | OVERALL        | 0- 5       | 9- 5        | 8- 1          |      |      |       |           |
| 9- 2              | 0- 0     | 1- 0      | HOME           | 0- 1       | 8- 1        | 7- 0          |      |      |       |           |
| 0- 9              | 0- 0     | 0- 0      | AWAY           | 0- 0       | 0- 0        | 0- 0          |      |      |       |           |
| 1- 1              | 0- 0     | 0- 0      | NEUTRAL        | 0- 0       | 1- 1        | 1- 0          |      |      |       |           |
| 7- 7              | 0- 1     | 1- 1      | NON-CONFERENCE | 0- 3       | 6- 2        | 5- 0          |      |      |       |           |
| 6- 1              | 0- 0     | 1- 0      | HOME           | 0- 0       | 5- 1        | 4- 0          |      |      |       |           |
| 0- 5              | 0- 1     | 0- 1      | AWAY           | 0- 3       | 0- 0        | 0- 0          |      |      |       |           |
| 1- 1              | 0- 0     | 0- 0      | NEUTRAL        | 0- 0       | 1- 1        | 1- 0          |      |      |       |           |
| 3- 5              | 0- 0     | 0- 0      | CONFERENCE     | 0- 2       | 3- 3        | 3- 1          |      |      |       |           |
| 3- 1              | 0- 0     | 0- 0      | HOME           | 0- 1       | 3- 0        | 3- 0          |      |      |       |           |
| 0- 4              | 0- 0     | 0- 0      | AWAY           | 0- 1       | 0- 3        | 0- 1          |      |      |       |           |
| 0- 0              | 0- 0     | 0- 0      | NEUTRAL        | 0- 0       | 0- 0        | 0- 0          |      |      |       |           |

| RPI 1-25                  |   |               |       | RPI 26-50 |   |                 |       | RPI 51-100 |   |             |       | RPI 101+ |   |                 |       | Team's RPI: 184 |
|---------------------------|---|---------------|-------|-----------|---|-----------------|-------|------------|---|-------------|-------|----------|---|-----------------|-------|-----------------|
| RPI                       | S | Opponent      | Score | RPI       | S | Opponent        | Score | RPI        | S | Opponent    | Score | RPI      | S | Opponent        | Score |                 |
| 7                         | A | Florida St.   | 62 87 | 26        | A | Iowa            | 59 80 | 62         | H | Mercer      | 59 73 | 115      | N | UTEP            | 33 46 |                 |
|                           |   |               |       | 43        | H | UCF             | 58 51 | 76         | A | Belmont     | 46 83 | 127      | H | Colorado        | 60 71 |                 |
|                           |   |               |       |           |   |                 |       | 84         | A | UAB         | 53 77 | 143      | A | ETSU            | 48 76 |                 |
|                           |   |               |       |           |   |                 |       | 94         | A | Chattanooga | 58 68 | 165      | H | Southern Mi ss. | 61 56 |                 |
|                           |   |               |       |           |   |                 |       | 100        | A | Arkansas    | 63 84 | 175      | A | Furman          | 41 45 |                 |
|                           |   |               |       |           |   |                 |       |            |   |             |       | 205      | H | Hampton         | 66 61 |                 |
|                           |   |               |       |           |   |                 |       |            |   |             |       | 221      | H | Troy            | 80 73 |                 |
|                           |   |               |       |           |   |                 |       |            |   |             |       | 221      | N | Troy            | 82 76 |                 |
|                           |   |               |       |           |   |                 |       |            |   |             |       | 225      | H | UNCG            | 56 48 |                 |
|                           |   |               |       |           |   |                 |       |            |   |             |       | 283      | A | Wofford         | 46 58 |                 |
|                           |   |               |       |           |   |                 |       |            |   |             |       | 283      | H | Wofford         | 81 77 |                 |
|                           |   |               |       |           |   |                 |       |            |   |             |       | 312      | H | Alabama St.     | 58 39 |                 |
|                           |   |               |       |           |   |                 |       |            |   |             |       | 323      | H | Western Caro.   | 62 54 |                 |
|                           |   |               |       |           |   |                 |       |            |   |             |       | 331      | H | Rhode Island    | 67 37 |                 |
| LAST 12 Division I GAMES: |   |               |       |           |   |                 |       |            |   |             |       |          |   |                 |       |                 |
| 283                       | H | Wofford       | 81 77 | 283       | A | Wofford         | 46 58 |            |   |             |       |          |   |                 |       |                 |
| 143                       | A | ETSU          | 48 76 | 175       | A | Furman          | 41 45 |            |   |             |       |          |   |                 |       |                 |
| 94                        | A | Chattanooga   | 58 68 | 205       | H | Hampton         | 66 61 |            |   |             |       |          |   |                 |       |                 |
| 225                       | H | UNCG          | 56 48 | 221       | N | Troy            | 82 76 |            |   |             |       |          |   |                 |       |                 |
| 323                       | H | Western Caro. | 62 54 | 115       | N | UTEP            | 33 46 |            |   |             |       |          |   |                 |       |                 |
| 62                        | H | Mercer        | 59 73 | 165       | H | Southern Mi ss. | 61 56 |            |   |             |       |          |   |                 |       |                 |

Non-Div I Games: AUM 59 46

Samford



|                  |          |        |           |           |                |             |               |             |      |          |           |
|------------------|----------|--------|-----------|-----------|----------------|-------------|---------------|-------------|------|----------|-----------|
| Average RPI      | Win:     | 222    | WON-LOST  | WINNING   | LAST 10        | STRENGTH OF | OPP. STRENGTH | TEAM        | ADJ. | CONF.    | ADJ CONF. |
| Average RPI      | Loss:    | 166    | RECORD    | PCT. RANK | GAMES          | SCHEDULE    | OF SCHEDULE   | RPI         | RPI  | RPI      | RPI       |
| DIV. I ONLY      |          | 11- 10 |           | 158       | 4- 6           | 279         |               | 146         | 211  | 211      | 12        |
| DIV. I NON-CONF. |          | 6- 4   |           | 122       | 1- 0           | 317         |               | 195         | 183  | 183      | 11        |
| -----            |          |        |           |           |                |             |               |             |      |          |           |
| TOTALS           | RPI 1-25 |        | RPI 26-50 |           | W-L RECORDS    | RPI 51-100  |               | RPI 101-999 |      | RPI 201+ |           |
| 11- 10           | 0- 0     |        | 1- 1      |           | OVERALL        | 0- 2        |               | 10- 7       |      | 6- 5     |           |
| 6- 4             | 0- 0     |        | 1- 0      |           | HOME           | 0- 2        |               | 5- 2        |      | 4- 0     |           |
| 4- 6             | 0- 0     |        | 0- 1      |           | AWAY           | 0- 0        |               | 4- 5        |      | 2- 5     |           |
| 1- 0             | 0- 0     |        | 0- 0      |           | NEUTRAL        | 0- 0        |               | 1- 0        |      | 0- 0     |           |
| 6- 4             | 0- 0     |        | 1- 1      |           | NON-CONFERENCE | 0- 0        |               | 5- 3        |      | 4- 3     |           |
| 4- 0             | 0- 0     |        | 1- 0      |           | HOME           | 0- 0        |               | 3- 0        |      | 3- 0     |           |
| 1- 4             | 0- 0     |        | 0- 1      |           | AWAY           | 0- 0        |               | 1- 3        |      | 1- 3     |           |
| 1- 0             | 0- 0     |        | 0- 0      |           | NEUTRAL        | 0- 0        |               | 1- 0        |      | 0- 0     |           |
| 5- 6             | 0- 0     |        | 0- 0      |           | CONFERENCE     | 0- 2        |               | 5- 4        |      | 2- 2     |           |
| 2- 4             | 0- 0     |        | 0- 0      |           | HOME           | 0- 2        |               | 2- 2        |      | 1- 0     |           |
| 3- 2             | 0- 0     |        | 0- 0      |           | AWAY           | 0- 0        |               | 3- 2        |      | 1- 2     |           |
| 0- 0             | 0- 0     |        | 0- 0      |           | NEUTRAL        | 0- 0        |               | 0- 0        |      | 0- 0     |           |

| RPI 1-25                      |   |                   |       | RPI 26-50 |   |                   |       | RPI 51-100 |   |                   |       | RPI 101+ |   |                   |       | Team's RPI: 211 |  |
|-------------------------------|---|-------------------|-------|-----------|---|-------------------|-------|------------|---|-------------------|-------|----------|---|-------------------|-------|-----------------|--|
| RPI                           | S | Opponent          | Score | RPI       | S | Opponent          | Score | RPI        | S | Opponent          | Score | RPI      | S | Opponent          | Score |                 |  |
| 33                            | A | Cal i forn i a    | 64 89 | 51        | H | Gonzaga           | 44 63 | 112        | H | BYU               | 70 69 | 152      | A | Loyol a Marymount | 60 54 |                 |  |
| 50                            | H | Mi nnesota        | 72 69 | 79        | H | Saint Mary's (CA) | 53 75 | 152        | H | Loyol a Marymount | 53 67 | 153      | H | Paci fic          | 68 81 |                 |  |
|                               |   |                   |       |           |   |                   |       | 164        | A | San Franci sco    | 60 54 | 196      | N | Boi se St.        | 72 52 |                 |  |
|                               |   |                   |       |           |   |                   |       | 209        | A | UC Santa Barbara  | 71 58 | 216      | A | Seattle U         | 73 80 |                 |  |
|                               |   |                   |       |           |   |                   |       | 231        | A | Pepperdi ne       | 62 66 | 236      | A | San Diego St.     | 76 77 |                 |  |
|                               |   |                   |       |           |   |                   |       | 246        | A | Hawai i           | 63 64 | 263      | A | Santa Clara       | 50 59 |                 |  |
|                               |   |                   |       |           |   |                   |       | 303        | H | Southern Utah     | 72 59 | 305      | A | Portl and         | 75 60 |                 |  |
|                               |   |                   |       |           |   |                   |       | 305        | H | Portl and         | 59 52 | 316      | H | UTSA              | 78 69 |                 |  |
|                               |   |                   |       |           |   |                   |       | 335        | H | Long Beach St.    | 74 40 |          |   |                   |       |                 |  |
| LAST 12 Divi s i o n I GAMES: |   |                   |       |           |   |                   |       |            |   |                   |       |          |   |                   |       |                 |  |
| 51                            | H | Gonzaga           | 44 63 | 153       | H | Paci fic          | 68 81 |            |   |                   |       |          |   |                   |       |                 |  |
| 152                           | H | Loyol a Marymount | 53 67 | 79        | H | Saint Mary's (CA) | 53 75 |            |   |                   |       |          |   |                   |       |                 |  |
| 263                           | A | Santa Clara       | 50 59 | 305       | H | Portl and         | 59 52 |            |   |                   |       |          |   |                   |       |                 |  |
| 112                           | H | BYU               | 70 69 | 231       | A | Pepperdi ne       | 62 66 |            |   |                   |       |          |   |                   |       |                 |  |
| 305                           | A | Portl and         | 75 60 | 164       | A | San Franci sco    | 60 54 |            |   |                   |       |          |   |                   |       |                 |  |
| 152                           | A | Loyol a Marymount | 60 54 | 316       | H | UTSA              | 78 69 |            |   |                   |       |          |   |                   |       |                 |  |

Non-Div I Games: San Diego Christian 82 53

San Diego



Average RPI Win: 205  
Average RPI Loss: 161

WON-LOST  
RECORD

WINNING  
PCT. RANK

LAST 10  
GAMES

STRENGTH OF  
SCHEDULE

OPP. STRENGTH  
OF SCHEDULE

TEAM  
RPI

ADJ.  
RPI

CONF.  
RPI

ADJ CONF.  
RPI

|                  |          |           |                |            |             |          |     |    |    |
|------------------|----------|-----------|----------------|------------|-------------|----------|-----|----|----|
| DIV. I ONLY      | 8- 11    | 222       | 3- 7           | 178        | 177         | 236      | 236 | 16 | 16 |
| DIV. I NON-CONF. | 5- 5     | 170       | 0- 2           | 265        | 249         | 247      | 247 | 15 | 15 |
| <hr/>            |          |           |                |            |             |          |     |    |    |
| TOTALS           | RPI 1-25 | RPI 26-50 | W-L RECORDS    | RPI 51-100 | RPI 101-999 | RPI 201+ |     |    |    |
| 8- 11            | 0- 0     | 0- 1      | OVERALL        | 2- 1       | 6- 9        | 6- 3     |     |    |    |
| 6- 5             | 0- 0     | 0- 0      | HOME           | 2- 0       | 4- 5        | 4- 1     |     |    |    |
| 2- 4             | 0- 0     | 0- 0      | AWAY           | 0- 0       | 2- 4        | 2- 2     |     |    |    |
| 0- 2             | 0- 0     | 0- 1      | NEUTRAL        | 0- 1       | 0- 0        | 0- 0     |     |    |    |
| 5- 5             | 0- 0     | 0- 1      | NON-CONFERENCE | 0- 1       | 5- 3        | 5- 2     |     |    |    |
| 4- 2             | 0- 0     | 0- 0      | HOME           | 0- 0       | 4- 2        | 4- 1     |     |    |    |
| 1- 1             | 0- 0     | 0- 0      | AWAY           | 0- 0       | 1- 1        | 1- 1     |     |    |    |
| 0- 2             | 0- 0     | 0- 1      | NEUTRAL        | 0- 1       | 0- 0        | 0- 0     |     |    |    |
| 3- 6             | 0- 0     | 0- 0      | CONFERENCE     | 2- 0       | 1- 6        | 1- 1     |     |    |    |
| 2- 3             | 0- 0     | 0- 0      | HOME           | 2- 0       | 0- 3        | 0- 0     |     |    |    |
| 1- 3             | 0- 0     | 0- 0      | AWAY           | 0- 0       | 1- 3        | 1- 1     |     |    |    |
| 0- 0             | 0- 0     | 0- 0      | NEUTRAL        | 0- 0       | 0- 0        | 0- 0     |     |    |    |

| RPI 1-25                  |   |          |       | RPI 26-50 |   |               |       | RPI 51-100 |   |                  |       | RPI 101+ Team's RPI: 236 |   |                   |       |
|---------------------------|---|----------|-------|-----------|---|---------------|-------|------------|---|------------------|-------|--------------------------|---|-------------------|-------|
| RPI                       | S | Opponent | Score | RPI       | S | Opponent      | Score | RPI        | S | Opponent         | Score | RPI                      | S | Opponent          | Score |
|                           |   |          |       | 30        | N | Central Mich. | 76 85 | 65         | H | Wyoming          | 68 62 | 104                      | H | UNLV              | 64 75 |
|                           |   |          |       |           |   |               |       | 75         | H | New Mexico       | 97 89 | 121                      | A | Colorado St.      | 43 72 |
|                           |   |          |       |           |   |               |       | 92         | N | Tulane           | 46 80 | 121                      | H | Colorado St.      | 63 65 |
|                           |   |          |       |           |   |               |       |            |   |                  |       | 168                      | H | UC Irvine         | 65 67 |
|                           |   |          |       |           |   |               |       |            |   |                  |       | 173                      | A | Fresno St.        | 53 64 |
|                           |   |          |       |           |   |               |       |            |   |                  |       | 196                      | H | Boise St.         | 70 86 |
|                           |   |          |       |           |   |               |       |            |   |                  |       | 202                      | H | CSUN              | 58 55 |
|                           |   |          |       |           |   |               |       |            |   |                  |       | 209                      | A | UC Santa Barbara  | 64 77 |
|                           |   |          |       |           |   |               |       |            |   |                  |       | 211                      | H | San Diego         | 77 76 |
|                           |   |          |       |           |   |               |       |            |   |                  |       | 252                      | A | San Jose St.      | 75 65 |
|                           |   |          |       |           |   |               |       |            |   |                  |       | 256                      | H | Presbyterian      | 77 50 |
|                           |   |          |       |           |   |               |       |            |   |                  |       | 263                      | H | Santa Clara       | 34 48 |
|                           |   |          |       |           |   |               |       |            |   |                  |       | 277                      | A | Arizona           | 78 67 |
|                           |   |          |       |           |   |               |       |            |   |                  |       | 289                      | A | Utah St.          | 58 62 |
|                           |   |          |       |           |   |               |       |            |   |                  |       | 298                      | H | Cal St. Fullerton | 59 58 |
| <hr/>                     |   |          |       |           |   |               |       |            |   |                  |       |                          |   |                   |       |
| LAST 12 Division I GAMES: |   |          |       |           |   |               |       |            |   |                  |       |                          |   |                   |       |
|                           |   |          |       | 104       | H | UNLV          | 64 75 | 121        | H | Colorado St.     | 63 65 |                          |   |                   |       |
|                           |   |          |       | 121       | A | Colorado St.  | 43 72 | 289        | A | Utah St.         | 58 62 |                          |   |                   |       |
|                           |   |          |       | 75        | H | New Mexico    | 97 89 | 65         | H | Wyoming          | 68 62 |                          |   |                   |       |
|                           |   |          |       | 173       | A | Fresno St.    | 53 64 | 209        | A | UC Santa Barbara | 64 77 |                          |   |                   |       |
|                           |   |          |       | 196       | H | Boise St.     | 70 86 | 263        | H | Santa Clara      | 34 48 |                          |   |                   |       |
|                           |   |          |       | 252       | A | San Jose St.  | 75 65 | 168        | H | UC Irvine        | 65 67 |                          |   |                   |       |

Non-Div I Games: Hope Int'l 92 68

San Diego St.

Loss, Non-Conf, S Site, H Home A Away N Neutral



|                   |          |           |                |            |             |               |      |      |       |           |
|-------------------|----------|-----------|----------------|------------|-------------|---------------|------|------|-------|-----------|
| Average RPI Win:  | 213      | WON-LOST  | WINNING        | LAST 10    | STRENGTH OF | OPP. STRENGTH | TEAM | ADJ. | CONF. | ADJ CONF. |
| Average RPI Loss: | 110      | RECORD    | PCT. RANK      | GAMES      | SCHEDULE    | OF SCHEDULE   | RPI  | RPI  | RPI   | RPI       |
| DIV. I ONLY       | 10- 12   | 206       | 5- 5           | 113        | 134         | 164           | 164  | 12   | 12    |           |
| DIV. I NON-CONF.  | 5- 6     | 187       | 0- 1           | 89         | 135         | 144           | 144  | 11   | 11    |           |
| -----             |          |           |                |            |             |               |      |      |       |           |
| TOTALS            | RPI 1-25 | RPI 26-50 | W-L RECORDS    | RPI 51-100 | RPI 101-999 | RPI 201+      |      |      |       |           |
| 10- 12            | 0- 1     | 0- 1      | OVERALL        | 0- 5       | 10- 5       | 5- 3          |      |      |       |           |
| 6- 5              | 0- 1     | 0- 0      | HOME           | 0- 3       | 6- 1        | 3- 1          |      |      |       |           |
| 3- 7              | 0- 0     | 0- 1      | AWAY           | 0- 2       | 3- 4        | 2- 2          |      |      |       |           |
| 1- 0              | 0- 0     | 0- 0      | NEUTRAL        | 0- 0       | 1- 0        | 0- 0          |      |      |       |           |
| 5- 6              | 0- 1     | 0- 1      | NON-CONFERENCE | 0- 2       | 5- 2        | 2- 1          |      |      |       |           |
| 3- 2              | 0- 1     | 0- 0      | HOME           | 0- 1       | 3- 0        | 1- 0          |      |      |       |           |
| 1- 4              | 0- 0     | 0- 1      | AWAY           | 0- 1       | 1- 2        | 1- 1          |      |      |       |           |
| 1- 0              | 0- 0     | 0- 0      | NEUTRAL        | 0- 0       | 1- 0        | 0- 0          |      |      |       |           |
| 5- 6              | 0- 0     | 0- 0      | CONFERENCE     | 0- 3       | 5- 3        | 3- 2          |      |      |       |           |
| 3- 3              | 0- 0     | 0- 0      | HOME           | 0- 2       | 3- 1        | 2- 1          |      |      |       |           |
| 2- 3              | 0- 0     | 0- 0      | AWAY           | 0- 1       | 2- 2        | 1- 1          |      |      |       |           |
| 0- 0              | 0- 0     | 0- 0      | NEUTRAL        | 0- 0       | 0- 0        | 0- 0          |      |      |       |           |

| RPI 1-25                  |   |                   |       | RPI 26-50 |   |                  |       | RPI 51-100 |   |                   |       | RPI 101+ Team's RPI: 164 |   |                  |       |
|---------------------------|---|-------------------|-------|-----------|---|------------------|-------|------------|---|-------------------|-------|--------------------------|---|------------------|-------|
| RPI                       | S | Opponent          | Score | RPI       | S | Opponent         | Score | RPI        | S | Opponent          | Score | RPI                      | S | Opponent         | Score |
| 25                        | H | Stanford          | 66 86 | 39        | A | Northern Colo.   | 60 73 | 51         | A | Gonzaga           | 47 74 | 112                      | A | BYU              | 66 70 |
|                           |   |                   |       |           |   |                  |       | 51         | H | Gonzaga           | 57 81 | 152                      | H | Loyola Marymount | 78 60 |
|                           |   |                   |       |           |   |                  |       | 67         | A | UC Davis          | 55 72 | 153                      | A | Pacific          | 81 71 |
|                           |   |                   |       |           |   |                  |       | 78         | H | Washington St.    | 70 74 | 158                      | N | Robert Morris    | 57 45 |
|                           |   |                   |       |           |   |                  |       | 79         | H | Saint Mary's (CA) | 59 73 | 163                      | A | Cal Poly         | 83 88 |
|                           |   |                   |       |           |   |                  |       |            |   |                   |       | 163                      | H | Cal Poly         | 83 71 |
|                           |   |                   |       |           |   |                  |       |            |   |                   |       | 173                      | H | Fresno St.       | 70 62 |
|                           |   |                   |       |           |   |                  |       |            |   |                   |       | 208                      | A | UT Arlington     | 54 56 |
|                           |   |                   |       |           |   |                  |       |            |   |                   |       | 211                      | H | San Diego        | 54 60 |
|                           |   |                   |       |           |   |                  |       |            |   |                   |       | 231                      | A | Pepperdine       | 92 95 |
|                           |   |                   |       |           |   |                  |       |            |   |                   |       | 231                      | H | Pepperdine       | 68 67 |
|                           |   |                   |       |           |   |                  |       |            |   |                   |       | 252                      | A | San Jose St.     | 87 81 |
|                           |   |                   |       |           |   |                  |       |            |   |                   |       | 263                      | A | Santa Clara      | 58 54 |
|                           |   |                   |       |           |   |                  |       |            |   |                   |       | 284                      | H | Sacramento St.   | 90 76 |
|                           |   |                   |       |           |   |                  |       |            |   |                   |       | 305                      | H | Portland         | 84 75 |
| LAST 12 Division I GAMES: |   |                   |       |           |   |                  |       |            |   |                   |       |                          |   |                  |       |
| 79                        | H | Saint Mary's (CA) | 59 73 | 152       | H | Loyola Marymount | 78 60 | 231        | H | Pepperdine        | 68 67 |                          |   |                  |       |
| 51                        | H | Gonzaga           | 57 81 | 112       | A | BYU              | 66 70 | 305        | H | Portland          | 84 75 |                          |   |                  |       |
| 153                       | A | Pacific           | 81 71 | 211       | H | San Diego        | 54 60 | 208        | A | UT Arlington      | 54 56 |                          |   |                  |       |
| 231                       | A | Pepperdine        | 92 95 |           |   |                  |       |            |   |                   |       |                          |   |                  |       |
| 263                       | A | Santa Clara       | 58 54 |           |   |                  |       |            |   |                   |       |                          |   |                  |       |
| 51                        | A | Gonzaga           | 47 74 |           |   |                  |       |            |   |                   |       |                          |   |                  |       |

Non-Div I Games:

San Francisco



| Average RPI      | Win:     | 238       | WON-LOST       | WINNING    | LAST 10     | STRENGTH OF | OPP. STRENGTH | TEAM | ADJ. | CONF. | ADJ CONF. |
|------------------|----------|-----------|----------------|------------|-------------|-------------|---------------|------|------|-------|-----------|
| Average RPI      | Loss:    | 131       | RECORD         | PCT. RANK  | GAMES       | SCHEDULE    | OF SCHEDULE   | RPI  | RPI  | RPI   | RPI       |
| DIV. I ONLY      | 5- 15    | 297       | 3- 7           | 142        | 118         | 252         | 252           | 16   | 16   |       |           |
| DIV. I NON-CONF. | 2- 8     | 290       | 0- 1           | 110        | 127         | 255         | 255           | 15   | 15   |       |           |
| -----            |          |           |                |            |             |             |               |      |      |       |           |
| TOTALS           | RPI 1-25 | RPI 26-50 | W-L RECORDS    | RPI 51-100 | RPI 101-999 | RPI 201+    |               |      |      |       |           |
| 5- 15            | 0- 1     | 0- 1      | OVERALL        | 1- 2       | 4- 11       | 4- 3        |               |      |      |       |           |
| 3- 7             | 0- 0     | 0- 0      | HOME           | 1- 1       | 2- 6        | 2- 2        |               |      |      |       |           |
| 2- 7             | 0- 1     | 0- 1      | AWAY           | 0- 1       | 2- 4        | 2- 0        |               |      |      |       |           |
| 0- 1             | 0- 0     | 0- 0      | NEUTRAL        | 0- 0       | 0- 1        | 0- 1        |               |      |      |       |           |
| 2- 8             | 0- 1     | 0- 1      | NON-CONFERENCE | 0- 1       | 2- 5        | 2- 2        |               |      |      |       |           |
| 1- 4             | 0- 0     | 0- 0      | HOME           | 0- 1       | 1- 3        | 1- 1        |               |      |      |       |           |
| 1- 3             | 0- 1     | 0- 1      | AWAY           | 0- 0       | 1- 1        | 1- 0        |               |      |      |       |           |
| 0- 1             | 0- 0     | 0- 0      | NEUTRAL        | 0- 0       | 0- 1        | 0- 1        |               |      |      |       |           |
| 3- 7             | 0- 0     | 0- 0      | CONFERENCE     | 1- 1       | 2- 6        | 2- 1        |               |      |      |       |           |
| 2- 3             | 0- 0     | 0- 0      | HOME           | 1- 0       | 1- 3        | 1- 1        |               |      |      |       |           |
| 1- 4             | 0- 0     | 0- 0      | AWAY           | 0- 1       | 1- 3        | 1- 0        |               |      |      |       |           |
| 0- 0             | 0- 0     | 0- 0      | NEUTRAL        | 0- 0       | 0- 0        | 0- 0        |               |      |      |       |           |

| RPI 1-25                  |   |               |        | RPI 26-50 |   |            |        | RPI 51-100 |   |              |       | RPI 101+ Team's RPI: 252 |   |                 |        |
|---------------------------|---|---------------|--------|-----------|---|------------|--------|------------|---|--------------|-------|--------------------------|---|-----------------|--------|
| RPI                       | S | Opponent      | Score  | RPI       | S | Opponent   | Score  | RPI        | S | Opponent     | Score | RPI                      | S | Opponent        | Score  |
| 10                        | A | UCLA          | 69 129 | 38        | A | Oregon St. | 62 110 | 56         | H | Nebraska     | 55 81 | 104                      | A | UNLV            | 60 79  |
|                           |   |               |        |           |   |            |        | 65         | A | Wyoming      | 46 58 | 104                      | H | UNLV            | 53 80  |
|                           |   |               |        |           |   |            |        | 75         | H | New Mexico   | 95 86 | 121                      | A | Colorado St.    | 48 63  |
|                           |   |               |        |           |   |            |        |            |   |              |       | 144                      | H | Portland St.    | 78 90  |
|                           |   |               |        |           |   |            |        |            |   |              |       | 153                      | A | Pacific         | 97 106 |
|                           |   |               |        |           |   |            |        |            |   |              |       | 164                      | H | San Francisco   | 81 87  |
|                           |   |               |        |           |   |            |        |            |   |              |       | 171                      | A | Nevada          | 63 91  |
|                           |   |               |        |           |   |            |        |            |   |              |       | 196                      | H | Boise St.       | 80 112 |
|                           |   |               |        |           |   |            |        |            |   |              |       | 202                      | H | CSUN            | 59 76  |
|                           |   |               |        |           |   |            |        |            |   |              |       | 205                      | N | Hampton         | 73 81  |
|                           |   |               |        |           |   |            |        |            |   |              |       | 236                      | H | San Diego St.   | 65 75  |
|                           |   |               |        |           |   |            |        |            |   |              |       | 245                      | H | CSU Bakersfield | 67 57  |
|                           |   |               |        |           |   |            |        |            |   |              |       | 263                      | A | Santa Clara     | 71 66  |
|                           |   |               |        |           |   |            |        |            |   |              |       | 289                      | H | Utah St.        | 79 66  |
|                           |   |               |        |           |   |            |        |            |   |              |       | 320                      | A | Air Force       | 75 74  |
| -----                     |   |               |        |           |   |            |        |            |   |              |       |                          |   |                 |        |
| LAST 12 Division I GAMES: |   |               |        |           |   |            |        |            |   |              |       |                          |   |                 |        |
| 104                       | H | UNLV          | 53 80  | 75        | H | New Mexico | 95 86  | 104        | A | UNLV         | 60 79 |                          |   |                 |        |
| 65                        | A | Wyoming       | 46 58  | 104       | A | UNLV       | 60 79  | 121        | A | Colorado St. | 48 63 |                          |   |                 |        |
| 196                       | H | Boise St.     | 80 112 | 289       | H | Utah St.   | 79 66  |            |   |              |       |                          |   |                 |        |
| 171                       | A | Nevada        | 63 91  | 56        | H | Nebraska   | 55 81  |            |   |              |       |                          |   |                 |        |
| 320                       | A | Air Force     | 75 74  | 38        | A | Oregon St. | 62 110 |            |   |              |       |                          |   |                 |        |
| 236                       | H | San Diego St. | 65 75  |           |   |            |        |            |   |              |       |                          |   |                 |        |

Non-Div I Games: Southern Ore. 89 87

San Jose St.



|                   |          |           |                |            |             |               |      |      |       |           |
|-------------------|----------|-----------|----------------|------------|-------------|---------------|------|------|-------|-----------|
| Average RPI Win:  | 252      | WON-LOST  | WINNING        | LAST 10    | STRENGTH OF | OPP. STRENGTH | TEAM | ADJ. | CONF. | ADJ CONF. |
| Average RPI Loss: | 150      | RECORD    | PCT. RANK      | GAMES      | SCHEDULE    | OF SCHEDULE   | RPI  | RPI  | RPI   | RPI       |
| DIV. I ONLY       | 6- 15    | 283       | 3- 7           | 210        | 139         | 263           | 263  | 12   | 12    |           |
| DIV. I NON-CONF.  | 3- 7     | 254       | 0- 1           | 297        | 180         | 285           | 285  | 11   | 11    |           |
| -----             |          |           |                |            |             |               |      |      |       |           |
| TOTALS            | RPI 1-25 | RPI 26-50 | W-L RECORDS    | RPI 51-100 | RPI 101-999 | RPI 201+      |      |      |       |           |
| 6- 15             | 0- 0     | 0- 2      | OVERALL        | 0- 3       | 6- 10       | 6- 4          |      |      |       |           |
| 3- 7              | 0- 0     | 0- 2      | HOME           | 0- 1       | 3- 4        | 3- 2          |      |      |       |           |
| 3- 8              | 0- 0     | 0- 0      | AWAY           | 0- 0       | 3- 0        | 3- 0          |      |      |       |           |
| 0- 0              | 0- 0     | 0- 0      | NEUTRAL        | 0- 0       | 0- 0        | 0- 0          |      |      |       |           |
| 3- 7              | 0- 0     | 0- 2      | NON-CONFERENCE | 0- 0       | 3- 5        | 3- 3          |      |      |       |           |
| 1- 4              | 0- 0     | 0- 2      | HOME           | 0- 0       | 1- 2        | 1- 2          |      |      |       |           |
| 2- 3              | 0- 0     | 0- 0      | AWAY           | 0- 0       | 2- 3        | 2- 1          |      |      |       |           |
| 0- 0              | 0- 0     | 0- 0      | NEUTRAL        | 0- 0       | 0- 0        | 0- 0          |      |      |       |           |
| 3- 8              | 0- 0     | 0- 0      | CONFERENCE     | 0- 3       | 3- 5        | 3- 1          |      |      |       |           |
| 2- 3              | 0- 0     | 0- 0      | HOME           | 0- 1       | 2- 2        | 2- 0          |      |      |       |           |
| 1- 5              | 0- 0     | 0- 0      | AWAY           | 0- 2       | 1- 3        | 1- 1          |      |      |       |           |
| 0- 0              | 0- 0     | 0- 0      | NEUTRAL        | 0- 0       | 0- 0        | 0- 0          |      |      |       |           |

| RPI 1-25                     |   |                         |       | RPI 26-50 |   |                     |       | RPI 51-100 |   |                   |       | RPI 101+ |   |          |       | Team's RPI: 263 |  |
|------------------------------|---|-------------------------|-------|-----------|---|---------------------|-------|------------|---|-------------------|-------|----------|---|----------|-------|-----------------|--|
| RPI                          | S | Opponent                | Score | RPI       | S | Opponent            | Score | RPI        | S | Opponent          | Score | RPI      | S | Opponent | Score |                 |  |
| 33                           | H | Cal i forn i a          | 41 79 | 51        | A | Gonzaga             | 44 71 | 112        | A | BYU               | 47 65 |          |   |          |       |                 |  |
| 48                           | H | Southern Cal i forn i a | 43 64 | 51        | H | Gonzaga             | 51 63 | 152        | H | Loyol a Marymount | 51 65 |          |   |          |       |                 |  |
|                              |   |                         |       | 79        | A | Sai nt Mary' s (CA) | 46 59 | 153        | A | Paci fi c         | 37 55 |          |   |          |       |                 |  |
|                              |   |                         |       |           |   |                     |       | 164        | H | San Franci sco    | 54 58 |          |   |          |       |                 |  |
|                              |   |                         |       |           |   |                     |       | 171        | A | Nevada            | 41 52 |          |   |          |       |                 |  |
|                              |   |                         |       |           |   |                     |       | 177        | A | Northwestern      | 47 57 |          |   |          |       |                 |  |
|                              |   |                         |       |           |   |                     |       | 209        | H | UC Santa Barbara  | 68 63 |          |   |          |       |                 |  |
|                              |   |                         |       |           |   |                     |       | 211        | H | San Di ego        | 59 50 |          |   |          |       |                 |  |
|                              |   |                         |       |           |   |                     |       | 231        | A | Pepperdi ne       | 55 56 |          |   |          |       |                 |  |
|                              |   |                         |       |           |   |                     |       | 231        | H | Pepperdi ne       | 54 50 |          |   |          |       |                 |  |
|                              |   |                         |       |           |   |                     |       | 236        | A | San Diego St.     | 48 34 |          |   |          |       |                 |  |
|                              |   |                         |       |           |   |                     |       | 252        | H | San Jose St.      | 66 71 |          |   |          |       |                 |  |
|                              |   |                         |       |           |   |                     |       | 275        | A | Grand Canyon      | 38 39 |          |   |          |       |                 |  |
|                              |   |                         |       |           |   |                     |       | 298        | H | Cal St. Fullerton | 69 73 |          |   |          |       |                 |  |
|                              |   |                         |       |           |   |                     |       | 305        | A | Portland          | 50 43 |          |   |          |       |                 |  |
|                              |   |                         |       |           |   |                     |       | 319        | A | Ill . -Chi cago   | 45 36 |          |   |          |       |                 |  |
| LAST 12 Di vi si on I GAMES: |   |                         |       |           |   |                     |       |            |   |                   |       |          |   |          |       |                 |  |
| 153                          | A | Paci fi c               | 37 55 | 79        | A | Sai nt Mary' s (CA) | 46 59 |            |   |                   |       |          |   |          |       |                 |  |
| 231                          | H | Pepperdi ne             | 54 50 | 305       | A | Portl and           | 50 43 |            |   |                   |       |          |   |          |       |                 |  |
| 211                          | H | San Di ego              | 59 50 | 152       | H | Loyol a Marymount   | 51 65 |            |   |                   |       |          |   |          |       |                 |  |
| 51                           | A | Gonzaga                 | 44 71 | 51        | H | Gonzaga             | 51 63 |            |   |                   |       |          |   |          |       |                 |  |
| 164                          | H | San Franci sco          | 54 58 | 231       | A | Pepperdi ne         | 55 56 |            |   |                   |       |          |   |          |       |                 |  |
| 112                          | A | BYU                     | 47 65 | 275       | A | Grand Canyon        | 38 39 |            |   |                   |       |          |   |          |       |                 |  |

Non-Di v I Games: Men I o 104 61

Santa Clara



|                   |          |           |                |            |             |               |      |      |       |           |
|-------------------|----------|-----------|----------------|------------|-------------|---------------|------|------|-------|-----------|
| Average RPI Win:  | 329      | WON-LOST  | WINNING        | LAST 10    | STRENGTH OF | OPP. STRENGTH | TEAM | ADJ. | CONF. | ADJ CONF. |
| Average RPI Loss: | 208      | RECORD    | PCT. RANK      | GAMES      | SCHEDULE    | OF SCHEDULE   | RPI  | RPI  | RPI   | RPI       |
| DIV. I ONLY       | 2- 16    | 326       | 1- 9           | 333        | 237         | 336           | 336  | 31   | 31    |           |
| DIV. I NON-CONF.  | 1- 9     | 318       | 0- 4           | 261        | 130         | 307           | 307  | 31   | 31    |           |
| -----             |          |           |                |            |             |               |      |      |       |           |
| TOTALS            | RPI 1-25 | RPI 26-50 | W-L RECORDS    | RPI 51-100 | RPI 101-999 | RPI 201+      |      |      |       |           |
| 2- 16             | 0- 1     | 0- 1      | OVERALL        | 0- 0       | 2- 14       | 2- 10         |      |      |       |           |
| 0- 4              | 0- 0     | 0- 0      | HOME           | 0- 0       | 0- 4        | 0- 4          |      |      |       |           |
| 2- 9              | 0- 1     | 0- 1      | AWAY           | 0- 0       | 2- 7        | 2- 5          |      |      |       |           |
| 0- 3              | 0- 0     | 0- 0      | NEUTRAL        | 0- 0       | 0- 3        | 0- 1          |      |      |       |           |
| 1- 9              | 0- 1     | 0- 1      | NON-CONFERENCE | 0- 0       | 1- 7        | 1- 3          |      |      |       |           |
| 0- 0              | 0- 0     | 0- 0      | HOME           | 0- 0       | 0- 0        | 0- 0          |      |      |       |           |
| 1- 6              | 0- 1     | 0- 1      | AWAY           | 0- 0       | 1- 4        | 1- 2          |      |      |       |           |
| 0- 3              | 0- 0     | 0- 0      | NEUTRAL        | 0- 0       | 0- 3        | 0- 1          |      |      |       |           |
| 1- 7              | 0- 0     | 0- 0      | CONFERENCE     | 0- 0       | 1- 7        | 1- 7          |      |      |       |           |
| 0- 4              | 0- 0     | 0- 0      | HOME           | 0- 0       | 0- 4        | 0- 4          |      |      |       |           |
| 1- 3              | 0- 0     | 0- 0      | AWAY           | 0- 0       | 1- 3        | 1- 3          |      |      |       |           |
| 0- 0              | 0- 0     | 0- 0      | NEUTRAL        | 0- 0       | 0- 0        | 0- 0          |      |      |       |           |

| RPI 1-25                  |   |                |       | RPI 26-50 |   |                |        | RPI 51-100 |   |          |       | RPI 101+ Team's RPI: 336 |   |               |        |
|---------------------------|---|----------------|-------|-----------|---|----------------|--------|------------|---|----------|-------|--------------------------|---|---------------|--------|
| RPI                       | S | Opponent       | Score | RPI       | S | Opponent       | Score  | RPI        | S | Opponent | Score | RPI                      | S | Opponent      | Score  |
| 19                        | A | South Carolina | 38 99 | 38        | A | Oregon St.     | 36 84  |            |   |          |       | 108                      | A | Jacksonville  | 46 74  |
|                           |   |                |       |           |   |                |        |            |   |          |       | 172                      | N | Florida       | 40 90  |
|                           |   |                |       |           |   |                |        |            |   |          |       | 180                      | A | Wisconsin     | 24 82  |
|                           |   |                |       |           |   |                |        |            |   |          |       | 186                      | N | Providence    | 48 78  |
|                           |   |                |       |           |   |                |        |            |   |          |       | 205                      | H | Hampton       | 53 81  |
|                           |   |                |       |           |   |                |        |            |   |          |       | 206                      | H | Norfolk St.   | 58 78  |
|                           |   |                |       |           |   |                |        |            |   |          |       | 217                      | N | Richmond      | 63 100 |
|                           |   |                |       |           |   |                |        |            |   |          |       | 222                      | A | East Carolina | 37 103 |
|                           |   |                |       |           |   |                |        |            |   |          |       | 249                      | H | Howard        | 59 87  |
|                           |   |                |       |           |   |                |        |            |   |          |       | 285                      | A | Morgan St.    | 67 73  |
|                           |   |                |       |           |   |                |        |            |   |          |       | 302                      | A | Coppin St.    | 57 66  |
|                           |   |                |       |           |   |                |        |            |   |          |       | 306                      | H | UMES          | 56 68  |
|                           |   |                |       |           |   |                |        |            |   |          |       | 312                      | A | Alabama St.   | 61 81  |
|                           |   |                |       |           |   |                |        |            |   |          |       | 314                      | A | Delaware St.  | 79 93  |
|                           |   |                |       |           |   |                |        |            |   |          |       | 321                      | A | Ga. Southern  | 71 67  |
|                           |   |                |       |           |   |                |        |            |   |          |       | 337                      | A | Florida A&M   | 65 47  |
| LAST 12 Division I GAMES: |   |                |       |           |   |                |        |            |   |          |       |                          |   |               |        |
| 337                       | A | Florida A&M    | 65 47 | 285       | A | Morgan St.     | 67 73  |            |   |          |       |                          |   |               |        |
| 314                       | A | Delaware St.   | 79 93 | 302       | A | Coppin St.     | 57 66  |            |   |          |       |                          |   |               |        |
| 206                       | H | Norfolk St.    | 58 78 | 108       | A | Jacksonville   | 46 74  |            |   |          |       |                          |   |               |        |
| 205                       | H | Hampton        | 53 81 | 222       | A | East Carolina  | 37 103 |            |   |          |       |                          |   |               |        |
| 249                       | H | Howard         | 59 87 | 19        | A | South Carolina | 38 99  |            |   |          |       |                          |   |               |        |
| 306                       | H | UMES           | 56 68 | 38        | A | Oregon St.     | 36 84  |            |   |          |       |                          |   |               |        |

Non-Div I Games: LaGrange 86 44

Savannah St.



|                   |          |           |                |            |             |               |      |      |       |           |
|-------------------|----------|-----------|----------------|------------|-------------|---------------|------|------|-------|-----------|
| Average RPI Win:  | 234      | WON-LOST  | WINNING        | LAST 10    | STRENGTH OF | OPP. STRENGTH | TEAM | ADJ. | CONF. | ADJ CONF. |
| Average RPI Loss: | 169      | RECORD    | PCT. RANK      | GAMES      | SCHEDULE    | OF SCHEDULE   | RPI  | RPI  | RPI   | RPI       |
| DIV. I ONLY       | 10- 11   | 188       | 4- 6           | 219        | 257         | 216           | 216  | 30   | 30    |           |
| DIV. I NON-CONF.  | 6- 9     | 214       | 2- 4           | 147        | 210         | 203           | 203  | 30   | 30    |           |
| -----             |          |           |                |            |             |               |      |      |       |           |
| TOTALS            | RPI 1-25 | RPI 26-50 | W-L RECORDS    | RPI 51-100 | RPI 101-999 | RPI 201+      |      |      |       |           |
| 10- 11            | 0- 0     | 0- 1      | OVERALL        | 0- 1       | 10- 9       | 8- 4          |      |      |       |           |
| 4- 6              | 0- 0     | 0- 0      | HOME           | 0- 1       | 4- 5        | 3- 1          |      |      |       |           |
| 6- 5              | 0- 0     | 0- 1      | AWAY           | 0- 0       | 6- 4        | 5- 3          |      |      |       |           |
| 0- 0              | 0- 0     | 0- 0      | NEUTRAL        | 0- 0       | 0- 0        | 0- 0          |      |      |       |           |
| 6- 9              | 0- 0     | 0- 1      | NON-CONFERENCE | 0- 1       | 6- 7        | 4- 2          |      |      |       |           |
| 2- 6              | 0- 0     | 0- 0      | HOME           | 0- 1       | 2- 5        | 1- 1          |      |      |       |           |
| 4- 3              | 0- 0     | 0- 1      | AWAY           | 0- 0       | 4- 2        | 3- 1          |      |      |       |           |
| 0- 0              | 0- 0     | 0- 0      | NEUTRAL        | 0- 0       | 0- 0        | 0- 0          |      |      |       |           |
| 4- 2              | 0- 0     | 0- 0      | CONFERENCE     | 0- 0       | 4- 2        | 4- 2          |      |      |       |           |
| 2- 0              | 0- 0     | 0- 0      | HOME           | 0- 0       | 2- 0        | 2- 0          |      |      |       |           |
| 2- 2              | 0- 0     | 0- 0      | AWAY           | 0- 0       | 2- 2        | 2- 2          |      |      |       |           |
| 0- 0              | 0- 0     | 0- 0      | NEUTRAL        | 0- 0       | 0- 0        | 0- 0          |      |      |       |           |

| RPI                          | S | Opponent          | Score | RPI | S | Opponent  | Score | RPI | S | Opponent          | Score | RPI | S | Opponent     | Score | Team's RPI: 216 |
|------------------------------|---|-------------------|-------|-----|---|-----------|-------|-----|---|-------------------|-------|-----|---|--------------|-------|-----------------|
| 33                           | A | Cal i forni a     | 67 87 | 67  | H | UC Davi s | 53 79 | 142 | A | Washington        | 76 84 | 144 | H | Portland St. | 91 77 |                 |
|                              |   |                   |       |     |   |           |       | 146 | A | I daho            | 68 60 | 153 | H | Paci fi c    | 73 85 |                 |
|                              |   |                   |       |     |   |           |       | 160 | H | I daho St.        | 69 74 | 168 | H | UC I rvi ne  | 79 84 |                 |
|                              |   |                   |       |     |   |           |       | 171 | H | Nevada            | 65 74 | 202 | A | CSUN         | 62 67 |                 |
|                              |   |                   |       |     |   |           |       | 209 | A | UC Santa Barbara  | 77 71 | 211 | H | San Di ego   | 80 73 |                 |
|                              |   |                   |       |     |   |           |       | 231 | A | Pepperdi ne       | 65 62 | 233 | A | Montana      | 78 64 |                 |
|                              |   |                   |       |     |   |           |       | 245 | A | CSU Bakersfi el d | 68 75 | 246 | H | Hawai i      | 58 73 |                 |
|                              |   |                   |       |     |   |           |       | 248 | H | New Mexico St.    | 69 59 | 250 | A | UMKC         | 62 58 |                 |
|                              |   |                   |       |     |   |           |       | 275 | A | Grand Canyon      | 63 74 | 317 | H | UTRGV        | 64 56 |                 |
|                              |   |                   |       |     |   |           |       | 346 | A | Chi cago St.      | 63 56 | 346 | A | Chi cago St. | 63 56 |                 |
| LAST 12 Di vi si on I GAMES: |   |                   |       |     |   |           |       |     |   |                   |       |     |   |              |       |                 |
| 245                          | A | CSU Bakersfi el d | 68 75 | 202 | A | CSUN      | 62 67 | 168 | H | UC I rvi ne       | 79 84 | 142 | A | Washington   | 76 84 |                 |
| 317                          | H | UTRGV             | 64 56 | 146 | A | I daho    | 68 60 | 153 | H | Paci fi c         | 73 85 | 233 | A | Montana      | 78 64 |                 |
| 248                          | H | New Mexico St.    | 69 59 |     |   |           |       |     |   |                   |       |     |   |              |       |                 |
| 250                          | A | UMKC              | 62 58 |     |   |           |       |     |   |                   |       |     |   |              |       |                 |
| 346                          | A | Chi cago St.      | 63 56 |     |   |           |       |     |   |                   |       |     |   |              |       |                 |
| 275                          | A | Grand Canyon      | 63 74 |     |   |           |       |     |   |                   |       |     |   |              |       |                 |

Non-Di v I Games:

Seattle U



|                   |          |           |                |            |             |               |      |      |       |           |
|-------------------|----------|-----------|----------------|------------|-------------|---------------|------|------|-------|-----------|
| Average RPI Win:  | 196      | WON-LOST  | WINNING        | LAST 10    | STRENGTH OF | OPP. STRENGTH | TEAM | ADJ. | CONF. | ADJ CONF. |
| Average RPI Loss: | 36       | RECORD    | PCT. RANK      | GAMES      | SCHEDULE    | OF SCHEDULE   | RPI  | RPI  | RPI   | RPI       |
| DIV. I ONLY       | 13- 9    | 124       | 5- 5           | 84         | 63          | 93            | 93   | 6    | 6     |           |
| DIV. I NON-CONF.  | 8- 3     | 65        | 1- 0           | 132        | 179         | 91            | 91   | 5    | 5     |           |
| <hr/>             |          |           |                |            |             |               |      |      |       |           |
| TOTALS            | RPI 1-25 | RPI 26-50 | W-L RECORDS    | RPI 51-100 | RPI 101-999 | RPI 201+      |      |      |       |           |
| 13- 9             | 0- 5     | 0- 2      | OVERALL        | 1- 2       | 12- 0       | 4- 0          |      |      |       |           |
| 9- 4              | 0- 2     | 0- 1      | HOME           | 1- 1       | 8- 0        | 4- 0          |      |      |       |           |
| 4- 5              | 0- 3     | 0- 1      | AWAY           | 0- 1       | 4- 0        | 0- 0          |      |      |       |           |
| 0- 0              | 0- 0     | 0- 0      | NEUTRAL        | 0- 0       | 0- 0        | 0- 0          |      |      |       |           |
| 8- 3              | 0- 2     | 0- 0      | NON-CONFERENCE | 0- 1       | 8- 0        | 4- 0          |      |      |       |           |
| 6- 2              | 0- 1     | 0- 0      | HOME           | 0- 1       | 6- 0        | 4- 0          |      |      |       |           |
| 2- 1              | 0- 1     | 0- 0      | AWAY           | 0- 0       | 2- 0        | 0- 0          |      |      |       |           |
| 0- 0              | 0- 0     | 0- 0      | NEUTRAL        | 0- 0       | 0- 0        | 0- 0          |      |      |       |           |
| 5- 6              | 0- 3     | 0- 2      | CONFERENCE     | 1- 1       | 4- 0        | 0- 0          |      |      |       |           |
| 3- 2              | 0- 1     | 0- 1      | HOME           | 1- 0       | 2- 0        | 0- 0          |      |      |       |           |
| 2- 4              | 0- 2     | 0- 1      | AWAY           | 0- 1       | 2- 0        | 0- 0          |      |      |       |           |
| 0- 0              | 0- 0     | 0- 0      | NEUTRAL        | 0- 0       | 0- 0        | 0- 0          |      |      |       |           |

| RPI 1-25                  |   |           |       | RPI 26-50 |   |                 |       | RPI 51-100 |   |                 |       | Team's RPI : 93 |   |                      |       | RPI 101+ |   |          |       |
|---------------------------|---|-----------|-------|-----------|---|-----------------|-------|------------|---|-----------------|-------|-----------------|---|----------------------|-------|----------|---|----------|-------|
| RPI                       | S | Opponent  | Score | RPI       | S | Opponent        | Score | RPI        | S | Opponent        | Score | RPI             | S | Opponent             | Score | RPI      | S | Opponent | Score |
| 10                        | H | UCLA      | 68 77 | 45        | A | Creighton       | 64 81 | 52         | H | Princeton       | 83 85 | 102             | A | Wake Forest          | 67 57 |          |   |          |       |
| 18                        | A | Rutgers   | 45 70 | 45        | H | Creighton       | 51 68 | 60         | H | St. John's (NY) | 62 57 | 124             | H | Georgetown           | 70 65 |          |   |          |       |
| 21                        | A | Marquette | 84 97 |           |   |                 |       | 88         | A | Butler          | 48 66 | 166             | H | Jacksonville St.     | 73 54 |          |   |          |       |
| 22                        | H | Villanova | 59 67 |           |   |                 |       |            |   |                 |       | 182             | H | Marist               | 85 60 |          |   |          |       |
| 23                        | A | DePaul    | 66 89 |           |   |                 |       |            |   |                 |       | 186             | A | Providence           | 65 56 |          |   |          |       |
|                           |   |           |       |           |   |                 |       |            |   |                 |       | 186             | H | Providence           | 65 56 |          |   |          |       |
|                           |   |           |       |           |   |                 |       |            |   |                 |       | 197             | A | Xavier               | 62 51 |          |   |          |       |
|                           |   |           |       |           |   |                 |       |            |   |                 |       | 198             | A | Boston College       | 73 53 |          |   |          |       |
|                           |   |           |       |           |   |                 |       |            |   |                 |       | 259             | H | Fairfield            | 80 61 |          |   |          |       |
|                           |   |           |       |           |   |                 |       |            |   |                 |       | 264             | H | Rider                | 85 49 |          |   |          |       |
|                           |   |           |       |           |   |                 |       |            |   |                 |       | 279             | H | St. Francis Brooklyn | 84 50 |          |   |          |       |
|                           |   |           |       |           |   |                 |       |            |   |                 |       | 343             | H | Saint Peter's        | 91 49 |          |   |          |       |
| LAST 12 Division I GAMES: |   |           |       |           |   |                 |       |            |   |                 |       |                 |   |                      |       |          |   |          |       |
|                           |   |           |       | 45        | A | Creighton       | 64 81 | 88         | A | Butler          | 48 66 |                 |   |                      |       |          |   |          |       |
|                           |   |           |       | 186       | A | Providence      | 65 56 | 186        | H | Providence      | 65 56 |                 |   |                      |       |          |   |          |       |
|                           |   |           |       | 60        | H | St. John's (NY) | 62 57 | 45         | H | Creighton       | 51 68 |                 |   |                      |       |          |   |          |       |
|                           |   |           |       | 124       | H | Georgetown      | 70 65 | 21         | A | Marquette       | 84 97 |                 |   |                      |       |          |   |          |       |
|                           |   |           |       | 22        | H | Villanova       | 59 67 | 23         | A | DePaul          | 66 89 |                 |   |                      |       |          |   |          |       |
|                           |   |           |       | 197       | A | Xavier          | 62 51 | 259        | H | Fairfield       | 80 61 |                 |   |                      |       |          |   |          |       |



|                   |          |           |                |            |             |               |      |      |       |           |
|-------------------|----------|-----------|----------------|------------|-------------|---------------|------|------|-------|-----------|
| Average RPI Win:  | 265      | WON-LOST  | WINNING        | LAST 10    | STRENGTH OF | OPP. STRENGTH | TEAM | ADJ. | CONF. | ADJ CONF. |
| Average RPI Loss: | 121      | RECORD    | PCT. RANK      | GAMES      | SCHEDULE    | OF SCHEDULE   | RPI  | RPI  | RPI   | RPI       |
| DIV. I ONLY       | 12- 10   | 144       | 7- 3           | 277        | 200         | 193           | 193  | 27   | 27    |           |
| DIV. I NON-CONF.  | 5- 6     | 187       | 0- 1           | 108        | 96          | 142           | 142  | 26   | 26    |           |
| -----             |          |           |                |            |             |               |      |      |       |           |
| TOTALS            | RPI 1-25 | RPI 26-50 | W-L RECORDS    | RPI 51-100 | RPI 101-999 | RPI 201+      |      |      |       |           |
| 12- 10            | 0- 1     | 0- 1      | OVERALL        | 0- 4       | 12- 4       | 11- 3         |      |      |       |           |
| 7- 3              | 0- 0     | 0- 1      | HOME           | 0- 1       | 7- 1        | 6- 1          |      |      |       |           |
| 5- 7              | 0- 1     | 0- 0      | AWAY           | 0- 3       | 5- 3        | 5- 2          |      |      |       |           |
| 0- 0              | 0- 0     | 0- 0      | NEUTRAL        | 0- 0       | 0- 0        | 0- 0          |      |      |       |           |
| 5- 6              | 0- 1     | 0- 1      | NON-CONFERENCE | 0- 3       | 5- 1        | 5- 0          |      |      |       |           |
| 3- 2              | 0- 0     | 0- 1      | HOME           | 0- 1       | 3- 0        | 3- 0          |      |      |       |           |
| 2- 4              | 0- 1     | 0- 0      | AWAY           | 0- 2       | 2- 1        | 2- 0          |      |      |       |           |
| 0- 0              | 0- 0     | 0- 0      | NEUTRAL        | 0- 0       | 0- 0        | 0- 0          |      |      |       |           |
| 7- 4              | 0- 0     | 0- 0      | CONFERENCE     | 0- 1       | 7- 3        | 6- 3          |      |      |       |           |
| 4- 1              | 0- 0     | 0- 0      | HOME           | 0- 0       | 4- 1        | 3- 1          |      |      |       |           |
| 3- 3              | 0- 0     | 0- 0      | AWAY           | 0- 1       | 3- 2        | 3- 2          |      |      |       |           |
| 0- 0              | 0- 0     | 0- 0      | NEUTRAL        | 0- 0       | 0- 0        | 0- 0          |      |      |       |           |

| RPI 1-25                  |   |               |       | RPI 26-50 |   |               |       | RPI 51-100 |   |               |       | RPI 101+ Team's RPI: 193 |   |                 |       |
|---------------------------|---|---------------|-------|-----------|---|---------------|-------|------------|---|---------------|-------|--------------------------|---|-----------------|-------|
| RPI                       | S | Opponent      | Score | RPI       | S | Opponent      | Score | RPI        | S | Opponent      | Score | RPI                      | S | Opponent        | Score |
| 18                        | A | Rutgers       | 47 59 | 42        | H | FGCU          | 50 63 | 55         | A | Qui nni pi ac | 54 68 | 138                      | A | Hartford        | 62 71 |
|                           |   |               |       |           |   |               |       | 66         | H | Al bany (NY)  | 63 78 | 182                      | H | Marist          | 58 53 |
|                           |   |               |       |           |   |               |       | 70         | A | Harvard       | 67 75 | 204                      | A | Hofstra         | 70 60 |
|                           |   |               |       |           |   |               |       | 80         | A | Penn St.      | 72 86 | 227                      | A | Ni agara        | 50 65 |
|                           |   |               |       |           |   |               |       |            |   |               |       | 227                      | H | Ni agara        | 68 73 |
|                           |   |               |       |           |   |               |       |            |   |               |       | 234                      | H | St. Bonaventure | 70 62 |
|                           |   |               |       |           |   |               |       |            |   |               |       | 244                      | H | Manhattan       | 56 51 |
|                           |   |               |       |           |   |               |       |            |   |               |       | 249                      | H | Howard          | 72 61 |
|                           |   |               |       |           |   |               |       |            |   |               |       | 259                      | H | Fairfield       | 51 40 |
|                           |   |               |       |           |   |               |       |            |   |               |       | 260                      | H | Sacred Heart    | 62 57 |
|                           |   |               |       |           |   |               |       |            |   |               |       | 264                      | A | Rider           | 71 67 |
|                           |   |               |       |           |   |               |       |            |   |               |       | 269                      | A | Colgate         | 73 70 |
|                           |   |               |       |           |   |               |       |            |   |               |       | 290                      | A | Canisius        | 57 65 |
|                           |   |               |       |           |   |               |       |            |   |               |       | 338                      | A | Iona            | 70 48 |
|                           |   |               |       |           |   |               |       |            |   |               |       | 338                      | H | Iona            | 64 51 |
|                           |   |               |       |           |   |               |       |            |   |               |       | 343                      | A | Saint Peter's   | 62 59 |
| -----                     |   |               |       |           |   |               |       |            |   |               |       |                          |   |                 |       |
| LAST 12 Division I GAMES: |   |               |       |           |   |               |       |            |   |               |       |                          |   |                 |       |
| 343                       | A | Saint Peter's | 62 59 | 290       | A | Canisius      | 57 65 | 227        | H | Ni agara      | 68 73 |                          |   |                 |       |
| 244                       | H | Manhattan     | 56 51 | 338       | H | Iona          | 64 51 | 264        | A | Rider         | 71 67 |                          |   |                 |       |
| 259                       | H | Fairfield     | 51 40 | 55        | A | Qui nni pi ac | 54 68 | 55         | A | Qui nni pi ac | 54 68 |                          |   |                 |       |
| 338                       | A | Iona          | 70 48 | 138       | A | Hartford      | 62 71 |            |   |               |       |                          |   |                 |       |
| 182                       | H | Marist        | 58 53 |           |   |               |       |            |   |               |       |                          |   |                 |       |
| 227                       | A | Ni agara      | 50 65 |           |   |               |       |            |   |               |       |                          |   |                 |       |

Non-Div I Games:

Siena



|                   |          |           |                |            |             |               |      |      |       |           |
|-------------------|----------|-----------|----------------|------------|-------------|---------------|------|------|-------|-----------|
| Average RPI Win:  | 224      | WON-LOST  | WINNING        | LAST 10    | STRENGTH OF | OPP. STRENGTH | TEAM | ADJ. | CONF. | ADJ CONF. |
| Average RPI Loss: | 95       | RECORD    | PCT. RANK      | GAMES      | SCHEDULE    | OF SCHEDULE   | RPI  | RPI  | RPI   | RPI       |
| DIV. I ONLY       | 14- 5    | 60        | 8- 2           | 184        | 211         | 89            | 89   | 23   | 23    |           |
| DIV. I NON-CONF.  | 6- 4     | 122       | 2- 1           | 50         | 151         | 69            | 69   | 23   | 23    |           |
| TOTALS            | RPI 1-25 | RPI 26-50 | W-L RECORDS    | RPI 51-100 | RPI 101-999 | RPI 201+      |      |      |       |           |
| 14- 5             | 0- 1     | 0- 0      | OVERALL        | 2- 1       | 12- 3       | 8- 0          |      |      |       |           |
| 8- 2              | 0- 0     | 0- 0      | HOME           | 1- 1       | 7- 1        | 5- 0          |      |      |       |           |
| 6- 3              | 0- 1     | 0- 0      | AWAY           | 1- 0       | 5- 2        | 3- 0          |      |      |       |           |
| 0- 0              | 0- 0     | 0- 0      | NEUTRAL        | 0- 0       | 0- 0        | 0- 0          |      |      |       |           |
| 6- 4              | 0- 1     | 0- 0      | NON-CONFERENCE | 2- 1       | 4- 2        | 1- 0          |      |      |       |           |
| 3- 2              | 0- 0     | 0- 0      | HOME           | 1- 1       | 2- 1        | 0- 0          |      |      |       |           |
| 3- 2              | 0- 1     | 0- 0      | AWAY           | 1- 0       | 2- 1        | 1- 0          |      |      |       |           |
| 0- 0              | 0- 0     | 0- 0      | NEUTRAL        | 0- 0       | 0- 0        | 0- 0          |      |      |       |           |
| 8- 1              | 0- 0     | 0- 0      | CONFERENCE     | 0- 0       | 8- 1        | 7- 0          |      |      |       |           |
| 5- 0              | 0- 0     | 0- 0      | HOME           | 0- 0       | 5- 0        | 5- 0          |      |      |       |           |
| 3- 1              | 0- 0     | 0- 0      | AWAY           | 0- 0       | 3- 1        | 2- 0          |      |      |       |           |
| 0- 0              | 0- 0     | 0- 0      | NEUTRAL        | 0- 0       | 0- 0        | 0- 0          |      |      |       |           |

| RPI S Opponent Score        | RPI S Opponent Score     | RPI S Opponent Score      | RPI S Opponent Score        |
|-----------------------------|--------------------------|---------------------------|-----------------------------|
| 13 A NC State 50 71         |                          | 82 A North Carolina 85 84 | 108 H Jacksonville 58 60    |
|                             |                          | 84 H UAB 66 78            | 120 A Ole Miss 59 66        |
|                             |                          | 97 H Central Ark. 64 43   | 149 A Texas St. 63 78       |
|                             |                          |                           | 159 A Louisiana 72 57       |
|                             |                          |                           | 165 A Southern Miss. 78 57  |
|                             |                          |                           | 187 H Southern U. 69 65     |
|                             |                          |                           | 199 H New Orleans 67 45     |
|                             |                          |                           | 208 A UT Arlington 76 63    |
|                             |                          |                           | 221 H Troy 79 68            |
|                             |                          |                           | 271 H Appalachian St. 54 52 |
|                             |                          |                           | 273 H Coastal Caro. 68 62   |
|                             |                          |                           | 312 A Alabama St. 59 47     |
|                             |                          |                           | 315 H Georgia St. 88 52     |
|                             |                          |                           | 321 H Ga. Southern 79 52    |
|                             |                          |                           | 329 A La.-Monroe 67 60      |
| LAST 12 Division I GAMES:   |                          |                           |                             |
| 329 A La.-Monroe 67 60      | 149 A Texas St. 63 78    |                           |                             |
| 159 A Louisiana 72 57       | 321 H Ga. Southern 79 52 |                           |                             |
| 271 H Appalachian St. 54 52 | 315 H Georgia St. 88 52  |                           |                             |
| 273 H Coastal Caro. 68 62   | 84 H UAB 66 78           |                           |                             |
| 221 H Troy 79 68            | 97 H Central Ark. 64 43  |                           |                             |
| 208 A UT Arlington 76 63    | 187 H Southern U. 69 65  |                           |                             |

Non-Div I Games: Ga. Southwestern 73 42

South Ala.



|                   |     |          |           |         |
|-------------------|-----|----------|-----------|---------|
| Average RPI Win:  | 139 | WON-LOST | WINNING   | LAST 10 |
| Average RPI Loss: | 7   | RECORD   | PCT. RANK | GAMES   |

|                  |          |           |                |            |             |          |    |   |   |
|------------------|----------|-----------|----------------|------------|-------------|----------|----|---|---|
| DIV. I ONLY      | 18- 4    | 18        | 7- 3           | 52         | 2           | 19       | 19 | 2 | 2 |
| DIV. I NON-CONF. | 11- 2    | 22        | 2- 1           | 112        | 15          | 38       | 38 | 2 | 2 |
| TOTALS           | RPI 1-25 | RPI 26-50 | W-L RECORDS    | RPI 51-100 | RPI 101-999 | RPI 201+ |    |   |   |
| 18- 4            | 5- 4     | 0- 0      | OVERALL        | 3- 0       | 10- 0       | 5- 0     |    |   |   |
| 10- 2            | 3- 2     | 0- 0      | HOME           | 1- 0       | 6- 0        | 5- 0     |    |   |   |
| 6- 1             | 1- 1     | 0- 0      | AWAY           | 1- 0       | 4- 0        | 0- 0     |    |   |   |
| 2- 1             | 1- 1     | 0- 0      | NEUTRAL        | 1- 0       | 0- 0        | 0- 0     |    |   |   |
| 11- 2            | 3- 2     | 0- 0      | NON-CONFERENCE | 1- 0       | 7- 0        | 5- 0     |    |   |   |
| 6- 1             | 1- 1     | 0- 0      | HOME           | 0- 0       | 5- 0        | 5- 0     |    |   |   |
| 3- 0             | 1- 0     | 0- 0      | AWAY           | 0- 0       | 2- 0        | 0- 0     |    |   |   |
| 2- 1             | 1- 1     | 0- 0      | NEUTRAL        | 1- 0       | 0- 0        | 0- 0     |    |   |   |
| 7- 2             | 2- 2     | 0- 0      | CONFERENCE     | 2- 0       | 3- 0        | 0- 0     |    |   |   |
| 4- 1             | 2- 1     | 0- 0      | HOME           | 1- 0       | 1- 0        | 0- 0     |    |   |   |
| 3- 1             | 0- 1     | 0- 0      | AWAY           | 1- 0       | 2- 0        | 0- 0     |    |   |   |
| 0- 0             | 0- 0     | 0- 0      | NEUTRAL        | 0- 0       | 0- 0        | 0- 0     |    |   |   |

| RPI 1-25                  |   |            |       | Team's RPI: 19 |   |              |       | RPI 26-50 |   |                 |       | RPI 51-100 |   |                    |        | RPI 101+ |   |          |       |
|---------------------------|---|------------|-------|----------------|---|--------------|-------|-----------|---|-----------------|-------|------------|---|--------------------|--------|----------|---|----------|-------|
| RPI                       | S | Opponent   | Score | RPI            | S | Opponent     | Score | RPI       | S | Opponent        | Score | RPI        | S | Opponent           | Score  | RPI      | S | Opponent | Score |
| 1                         | H | UConn      | 58 83 |                |   |              |       | 60        | N | St. John's (NY) | 76 58 | 105        | H | Auburn             | 71 63  |          |   |          |       |
| 2                         | N | Notre Dame | 85 92 |                |   |              |       | 98        | A | Kentucky        | 81 64 | 118        | A | Vanderbilt         | 95 82  |          |   |          |       |
| 9                         | H | Tennessee  | 70 86 |                |   |              |       | 100       | H | Arkansas        | 90 42 | 120        | A | Ole Miss           | 88 62  |          |   |          |       |
| 12                        | H | Texas A&M  | 61 59 |                |   |              |       |           |   |                 |       | 135        | A | Clemson            | 66 36  |          |   |          |       |
| 14                        | H | Duke       | 72 52 |                |   |              |       |           |   |                 |       | 183        | A | Temple             | 87 60  |          |   |          |       |
| 15                        | A | Missouri   | 74 83 |                |   |              |       |           |   |                 |       | 255        | H | Col. of Charleston | 69 43  |          |   |          |       |
| 15                        | H | Missouri   | 64 54 |                |   |              |       |           |   |                 |       | 283        | H | Wofford            | 94 60  |          |   |          |       |
| 18                        | N | Rutgers    | 78 68 |                |   |              |       |           |   |                 |       | 312        | H | Alabama St.        | 99 31  |          |   |          |       |
| 20                        | A | Maryland   | 94 86 |                |   |              |       |           |   |                 |       | 323        | H | Western Caro.      | 101 43 |          |   |          |       |
|                           |   |            |       |                |   |              |       |           |   |                 |       | 336        | H | Savannah St.       | 99 38  |          |   |          |       |
| LAST 12 Division I GAMES: |   |            |       |                |   |              |       |           |   |                 |       |            |   |                    |        |          |   |          |       |
| 1                         | H | UConn      | 58 83 | 105            | H | Auburn       | 71 63 |           |   |                 |       |            |   |                    |        |          |   |          |       |
| 15                        | H | Missouri   | 64 54 | 15             | A | Missouri     | 74 83 |           |   |                 |       |            |   |                    |        |          |   |          |       |
| 100                       | H | Arkansas   | 90 42 | 120            | A | Ole Miss     | 88 62 |           |   |                 |       |            |   |                    |        |          |   |          |       |
| 98                        | A | Kentucky   | 81 64 | 12             | H | Texas A&M    | 61 59 |           |   |                 |       |            |   |                    |        |          |   |          |       |
| 118                       | A | Vanderbilt | 95 82 | 183            | A | Temple       | 87 60 |           |   |                 |       |            |   |                    |        |          |   |          |       |
| 9                         | H | Tennessee  | 70 86 | 336            | H | Savannah St. | 99 38 |           |   |                 |       |            |   |                    |        |          |   |          |       |

South Carolina



|                   |          |           |                |            |             |               |      |      |       |           |
|-------------------|----------|-----------|----------------|------------|-------------|---------------|------|------|-------|-----------|
| Average RPI Win:  | 300      | WON-LOST  | WINNING        | LAST 10    | STRENGTH OF | OPP. STRENGTH | TEAM | ADJ. | CONF. | ADJ CONF. |
| Average RPI Loss: | 223      | RECORD    | PCT. RANK      | GAMES      | SCHEDULE    | OF SCHEDULE   | RPI  | RPI  | RPI   | RPI       |
| DIV. I ONLY       | 5- 13    | 286       | 2- 8           | 347        | 263         | 334           | 334  | 31   | 31    |           |
| DIV. I NON-CONF.  | 3- 7     | 254       | 0- 3           | 347        | 174         | 335           | 335  | 31   | 31    |           |
| -----             |          |           |                |            |             |               |      |      |       |           |
| TOTALS            | RPI 1-25 | RPI 26-50 | W-L RECORDS    | RPI 51-100 | RPI 101-999 | RPI 201+      |      |      |       |           |
| 5- 13             | 0- 0     | 0- 0      | OVERALL        | 0- 2       | 5- 11       | 5- 8          |      |      |       |           |
| 3- 3              | 0- 0     | 0- 0      | HOME           | 0- 0       | 3- 3        | 3- 3          |      |      |       |           |
| 2- 10             | 0- 0     | 0- 0      | AWAY           | 0- 0       | 2- 1        | 2- 1          |      |      |       |           |
| 0- 0              | 0- 0     | 0- 0      | NEUTRAL        | 0- 0       | 0- 0        | 0- 0          |      |      |       |           |
| 3- 7              | 0- 0     | 0- 0      | NON-CONFERENCE | 0- 2       | 3- 5        | 3- 3          |      |      |       |           |
| 1- 1              | 0- 0     | 0- 0      | HOME           | 0- 0       | 1- 1        | 1- 1          |      |      |       |           |
| 2- 6              | 0- 0     | 0- 0      | AWAY           | 0- 2       | 2- 4        | 2- 2          |      |      |       |           |
| 0- 0              | 0- 0     | 0- 0      | NEUTRAL        | 0- 0       | 0- 0        | 0- 0          |      |      |       |           |
| 2- 6              | 0- 0     | 0- 0      | CONFERENCE     | 0- 0       | 2- 6        | 2- 5          |      |      |       |           |
| 2- 2              | 0- 0     | 0- 0      | HOME           | 0- 0       | 2- 2        | 2- 2          |      |      |       |           |
| 0- 4              | 0- 0     | 0- 0      | AWAY           | 0- 0       | 0- 4        | 0- 3          |      |      |       |           |
| 0- 0              | 0- 0     | 0- 0      | NEUTRAL        | 0- 0       | 0- 0        | 0- 0          |      |      |       |           |

| RPI 1-25                  |   |             |       | RPI 26-50 |   |                 |       | RPI 51-100 |   |              |       | RPI 101+ Team's RPI: 334 |   |                 |       |
|---------------------------|---|-------------|-------|-----------|---|-----------------|-------|------------|---|--------------|-------|--------------------------|---|-----------------|-------|
| RPI                       | S | Opponent    | Score | RPI       | S | Opponent        | Score | RPI        | S | Opponent     | Score | RPI                      | S | Opponent        | Score |
|                           |   |             |       |           |   |                 |       | 62         | A | Mercer       | 53 74 | 135                      | A | Clemson         | 48 56 |
|                           |   |             |       |           |   |                 |       | 74         | A | Georgia Tech | 40 86 | 148                      | A | Bethune-Cookman | 50 68 |
|                           |   |             |       |           |   |                 |       |            |   |              |       | 174                      | A | Charlotte       | 49 64 |
|                           |   |             |       |           |   |                 |       |            |   |              |       | 205                      | H | Hampton         | 78 70 |
|                           |   |             |       |           |   |                 |       |            |   |              |       | 206                      | H | Norfolk St.     | 67 71 |
|                           |   |             |       |           |   |                 |       |            |   |              |       | 249                      | H | Howard          | 58 68 |
|                           |   |             |       |           |   |                 |       |            |   |              |       | 285                      | A | Morgan St.      | 55 65 |
|                           |   |             |       |           |   |                 |       |            |   |              |       | 302                      | A | Coppin St.      | 39 56 |
|                           |   |             |       |           |   |                 |       |            |   |              |       | 306                      | H | UMES            | 54 51 |
|                           |   |             |       |           |   |                 |       |            |   |              |       | 313                      | A | USC Upstate     | 44 63 |
|                           |   |             |       |           |   |                 |       |            |   |              |       | 314                      | A | Delaware St.    | 44 58 |
|                           |   |             |       |           |   |                 |       |            |   |              |       | 318                      | A | Old Dominion    | 35 52 |
|                           |   |             |       |           |   |                 |       |            |   |              |       | 321                      | H | Ga. Southern    | 58 61 |
|                           |   |             |       |           |   |                 |       |            |   |              |       | 322                      | A | Charleston So.  | 60 58 |
|                           |   |             |       |           |   |                 |       |            |   |              |       | 323                      | H | Western Caro.   | 75 45 |
|                           |   |             |       |           |   |                 |       |            |   |              |       | 342                      | A | Winthrop        | 65 37 |
| -----                     |   |             |       |           |   |                 |       |            |   |              |       |                          |   |                 |       |
| LAST 12 Division I GAMES: |   |             |       |           |   |                 |       |            |   |              |       |                          |   |                 |       |
| 285                       | A | Morgan St.  | 55 65 | 314       | A | Delaware St.    | 44 58 |            |   |              |       |                          |   |                 |       |
| 302                       | A | Coppin St.  | 39 56 | 148       | A | Bethune-Cookman | 50 68 |            |   |              |       |                          |   |                 |       |
| 205                       | H | Hampton     | 78 70 | 318       | A | Old Dominion    | 35 52 |            |   |              |       |                          |   |                 |       |
| 206                       | H | Norfolk St. | 67 71 | 174       | A | Charlotte       | 49 64 |            |   |              |       |                          |   |                 |       |
| 306                       | H | UMES        | 54 51 | 62        | A | Mercer          | 53 74 |            |   |              |       |                          |   |                 |       |
| 249                       | H | Howard      | 58 68 | 323       | H | Western Caro.   | 75 45 |            |   |              |       |                          |   |                 |       |

Non-Div I Games: Johnson & Wales (NC) 40 Columbia Int'l 82 38

South Carolina St.



|                   |          |           |                |            |             |               |      |      |       |           |
|-------------------|----------|-----------|----------------|------------|-------------|---------------|------|------|-------|-----------|
| Average RPI Win:  | 191      | WON-LOST  | WINNING        | LAST 10    | STRENGTH OF | OPP. STRENGTH | TEAM | ADJ. | CONF. | ADJ CONF. |
| Average RPI Loss: | 96       | RECORD    | PCT. RANK      | GAMES      | SCHEDULE    | OF SCHEDULE   | RPI  | RPI  | RPI   | RPI       |
| DIV. I ONLY       | 16- 5    | 45        | 9- 0           | 143        | 126         | 69            | 69   | 14   | 14    |           |
| DIV. I NON-CONF.  | 7- 5     | 132       | 2- 0           | 202        | 52          | 135           | 135  | 16   | 16    |           |
| -----             |          |           |                |            |             |               |      |      |       |           |
| TOTALS            | RPI 1-25 | RPI 26-50 | W-L RECORDS    | RPI 51-100 | RPI 101-999 | RPI 201+      |      |      |       |           |
| 16- 5             | 0- 1     | 2- 0      | OVERALL        | 0- 1       | 14- 3       | 7- 0          |      |      |       |           |
| 8- 1              | 0- 0     | 1- 0      | HOME           | 0- 0       | 7- 1        | 4- 0          |      |      |       |           |
| 7- 2              | 0- 0     | 1- 0      | AWAY           | 0- 0       | 6- 2        | 2- 0          |      |      |       |           |
| 1- 2              | 0- 1     | 0- 0      | NEUTRAL        | 0- 1       | 1- 0        | 1- 0          |      |      |       |           |
| 7- 5              | 0- 1     | 1- 0      | NON-CONFERENCE | 0- 1       | 6- 3        | 4- 0          |      |      |       |           |
| 4- 1              | 0- 0     | 1- 0      | HOME           | 0- 0       | 3- 1        | 2- 0          |      |      |       |           |
| 2- 2              | 0- 0     | 0- 0      | AWAY           | 0- 0       | 2- 2        | 1- 0          |      |      |       |           |
| 1- 2              | 0- 1     | 0- 0      | NEUTRAL        | 0- 1       | 1- 0        | 1- 0          |      |      |       |           |
| 9- 0              | 0- 0     | 1- 0      | CONFERENCE     | 0- 0       | 8- 0        | 3- 0          |      |      |       |           |
| 4- 0              | 0- 0     | 0- 0      | HOME           | 0- 0       | 4- 0        | 2- 0          |      |      |       |           |
| 5- 0              | 0- 0     | 1- 0      | AWAY           | 0- 0       | 4- 0        | 1- 0          |      |      |       |           |
| 0- 0              | 0- 0     | 0- 0      | NEUTRAL        | 0- 0       | 0- 0        | 0- 0          |      |      |       |           |

| RPI 1-25                  |   |           |       | RPI 26-50 |   |                  |       | RPI 51-100 Team's RPI: 69 |   |                  |       | RPI 101+ |   |                  |       |
|---------------------------|---|-----------|-------|-----------|---|------------------|-------|---------------------------|---|------------------|-------|----------|---|------------------|-------|
| RPI                       | S | Opponent  | Score | RPI       | S | Opponent         | Score | RPI                       | S | Opponent         | Score | RPI      | S | Opponent         | Score |
| 9                         | N | Tennessee | 49 69 | 44        | A | South Dakota St. | 67 61 | 59                        | N | Oklahoma St.     | 68 76 | 116      | A | Western Ill.     | 82 58 |
|                           |   |           |       | 45        | H | Creighton        | 73 68 |                           |   |                  |       | 116      | H | Western Ill.     | 92 81 |
|                           |   |           |       |           |   |                  |       |                           |   |                  |       | 123      | A | SFA              | 55 77 |
|                           |   |           |       |           |   |                  |       |                           |   |                  |       | 129      | A | Iowa St.         | 76 81 |
|                           |   |           |       |           |   |                  |       |                           |   |                  |       | 147      | A | Wichita St.      | 62 48 |
|                           |   |           |       |           |   |                  |       |                           |   |                  |       | 154      | H | North Dakota     | 76 71 |
|                           |   |           |       |           |   |                  |       |                           |   |                  |       | 162      | H | Tulsa            | 61 64 |
|                           |   |           |       |           |   |                  |       |                           |   |                  |       | 192      | A | Denver           | 82 60 |
|                           |   |           |       |           |   |                  |       |                           |   |                  |       | 192      | H | Denver           | 79 51 |
|                           |   |           |       |           |   |                  |       |                           |   |                  |       | 194      | A | Oral Roberts     | 73 68 |
|                           |   |           |       |           |   |                  |       |                           |   |                  |       | 235      | H | Omaha            | 70 46 |
|                           |   |           |       |           |   |                  |       |                           |   |                  |       | 242      | H | UC Riverside     | 75 66 |
|                           |   |           |       |           |   |                  |       |                           |   |                  |       | 245      | H | CSU Bakersfield  | 66 50 |
|                           |   |           |       |           |   |                  |       |                           |   |                  |       | 253      | N | Indiana St.      | 71 59 |
|                           |   |           |       |           |   |                  |       |                           |   |                  |       | 266      | A | North Dakota St. | 82 67 |
|                           |   |           |       |           |   |                  |       |                           |   |                  |       | 300      | A | Incarnate Word   | 81 51 |
|                           |   |           |       |           |   |                  |       |                           |   |                  |       | 309      | H | Fort Wayne       | 85 43 |
| -----                     |   |           |       |           |   |                  |       |                           |   |                  |       |          |   |                  |       |
| LAST 12 Division I GAMES: |   |           |       |           |   |                  |       |                           |   |                  |       |          |   |                  |       |
|                           |   |           |       | 116       | H | Western Ill.     | 92 81 | 116                       | A | Western Ill.     | 82 58 |          |   |                  |       |
|                           |   |           |       | 192       | A | Denver           | 82 60 | 266                       | A | North Dakota St. | 82 67 |          |   |                  |       |
|                           |   |           |       | 44        | A | South Dakota St. | 67 61 | 192                       | H | Denver           | 79 51 |          |   |                  |       |
|                           |   |           |       | 235       | H | Omaha            | 70 46 | 154                       | H | North Dakota     | 76 71 |          |   |                  |       |
|                           |   |           |       | 194       | A | Oral Roberts     | 73 68 | 242                       | H | UC Riverside     | 75 66 |          |   |                  |       |
|                           |   |           |       | 309       | H | Fort Wayne       | 85 43 | 162                       | H | Tulsa            | 61 64 |          |   |                  |       |

Non-Div I Games: Mt. Marty 87 25 Bellevue 89 32

South Dakota



|                   |          |           |                |            |             |               |      |      |       |           |
|-------------------|----------|-----------|----------------|------------|-------------|---------------|------|------|-------|-----------|
| Average RPI Win:  | 174      | WON-LOST  | WINNING        | LAST 10    | STRENGTH OF | OPP. STRENGTH | TEAM | ADJ. | CONF. | ADJ CONF. |
| Average RPI Loss: | 35       | RECORD    | PCT. RANK      | GAMES      | SCHEDULE    | OF SCHEDULE   | RPI  | RPI  | RPI   | RPI       |
| DIV. I ONLY       | 17- 5    | 37        | 7- 2           | 86         | 78          | 44            | 44   | 14   | 14    |           |
| DIV. I NON-CONF.  | 10- 4    | 73        | 2- 1           | 53         | 7           | 28            | 28   | 16   | 16    |           |
| -----             |          |           |                |            |             |               |      |      |       |           |
| TOTALS            | RPI 1-25 | RPI 26-50 | W-L RECORDS    | RPI 51-100 | RPI 101-999 | RPI 201+      |      |      |       |           |
| 17- 5             | 1- 2     | 1- 2      | OVERALL        | 1- 1       | 14- 0       | 5- 0          |      |      |       |           |
| 10- 2             | 0- 1     | 1- 0      | HOME           | 0- 1       | 9- 0        | 4- 0          |      |      |       |           |
| 5- 3              | 0- 1     | 0- 2      | AWAY           | 1- 0       | 4- 0        | 1- 0          |      |      |       |           |
| 2- 0              | 1- 0     | 0- 0      | NEUTRAL        | 0- 0       | 1- 0        | 0- 0          |      |      |       |           |
| 10- 4             | 1- 2     | 1- 2      | NON-CONFERENCE | 1- 0       | 7- 0        | 1- 0          |      |      |       |           |
| 6- 1              | 0- 1     | 1- 0      | HOME           | 0- 0       | 5- 0        | 1- 0          |      |      |       |           |
| 2- 3              | 0- 1     | 0- 2      | AWAY           | 1- 0       | 1- 0        | 0- 0          |      |      |       |           |
| 2- 0              | 1- 0     | 0- 0      | NEUTRAL        | 0- 0       | 1- 0        | 0- 0          |      |      |       |           |
| 7- 1              | 0- 0     | 0- 0      | CONFERENCE     | 0- 1       | 7- 0        | 4- 0          |      |      |       |           |
| 4- 1              | 0- 0     | 0- 0      | HOME           | 0- 1       | 4- 0        | 3- 0          |      |      |       |           |
| 3- 0              | 0- 0     | 0- 0      | AWAY           | 0- 0       | 3- 0        | 1- 0          |      |      |       |           |
| 0- 0              | 0- 0     | 0- 0      | NEUTRAL        | 0- 0       | 0- 0        | 0- 0          |      |      |       |           |

| RPI 1-25                  |   |                  |        | RPI 26-50 |   |                  |       | RPI 51-100 |   |              |       | RPI 101+ |   |                   |        |
|---------------------------|---|------------------|--------|-----------|---|------------------|-------|------------|---|--------------|-------|----------|---|-------------------|--------|
| RPI                       | S | Opponent         | Score  | RPI       | S | Opponent         | Score | RPI        | S | Opponent     | Score | RPI      | S | Opponent          | Score  |
| 4                         | H | Louisville       | 64 68  | 36        | H | Oklahoma         | 67 61 | 69         | H | South Dakota | 61 67 | 114      | A | George Washington | 97 88  |
| 13                        | N | NC State         | 75 67  | 42        | A | FGCU             | 78 87 | 95         | A | Drake        | 85 78 | 116      | H | Western Ill.      | 84 48  |
| 16                        | A | Green Bay        | 41 55  | 45        | A | Creighton        | 65 72 |            |   |              |       | 139      | H | UNI               | 57 47  |
|                           |   |                  |        |           |   |                  |       |            |   |              |       | 147      | H | Wichita St.       | 96 64  |
|                           |   |                  |        |           |   |                  |       |            |   |              |       | 154      | H | North Dakota      | 66 52  |
|                           |   |                  |        |           |   |                  |       |            |   |              |       | 156      | H | Bowling Green     | 76 44  |
|                           |   |                  |        |           |   |                  |       |            |   |              |       | 174      | N | Charlotte         | 71 70  |
|                           |   |                  |        |           |   |                  |       |            |   |              |       | 192      | A | Denver            | 69 58  |
|                           |   |                  |        |           |   |                  |       |            |   |              |       | 194      | A | Oral Roberts      | 77 70  |
|                           |   |                  |        |           |   |                  |       |            |   |              |       | 235      | H | Omaha             | 89 64  |
|                           |   |                  |        |           |   |                  |       |            |   |              |       | 266      | A | North Dakota St.  | 85 64  |
|                           |   |                  |        |           |   |                  |       |            |   |              |       | 266      | H | North Dakota St.  | 83 63  |
|                           |   |                  |        |           |   |                  |       |            |   |              |       | 309      | H | Fort Wayne        | 105 49 |
|                           |   |                  |        |           |   |                  |       |            |   |              |       | 344      | H | NJIT              | 92 48  |
| -----                     |   |                  |        |           |   |                  |       |            |   |              |       |          |   |                   |        |
| LAST 12 Division I GAMES: |   |                  |        |           |   |                  |       |            |   |              |       |          |   |                   |        |
| 266                       | A | North Dakota St. | 85 64  | 266       | H | North Dakota St. | 83 63 | 235        | H | Omaha        | 89 64 | 42       | A | FGCU              | 78 87  |
| 309                       | H | Fort Wayne       | 105 49 | 69        | H | South Dakota     | 61 67 | 147        | H | Wichita St.  | 96 64 | 95       | A | Drake             | 85 78  |
| 116                       | H | Western Ill.     | 84 48  | 45        | A | Creighton        | 65 72 |            |   |              |       |          |   |                   |        |
| 194                       | A | Oral Roberts     | 77 70  |           |   |                  |       |            |   |              |       |          |   |                   |        |
| 192                       | A | Denver           | 69 58  |           |   |                  |       |            |   |              |       |          |   |                   |        |

Non-Div I Games: Dakota Wesleyan 76 63

South Dakota St.



| South Fla.       |       |          | In each game of Feb. 17, 2018 |           |         |                |               |            |             |          |           |
|------------------|-------|----------|-------------------------------|-----------|---------|----------------|---------------|------------|-------------|----------|-----------|
| Average RPI      | Win:  | 143      | WON-LOST                      | WINNING   | LAST 10 | STRENGTH OF    | OPP. STRENGTH | TEAM       | ADJ.        | CONF.    | ADJ CONF. |
| Average RPI      | Loss: | 48       | RECORD                        | PCT. RANK | GAMES   | SCHEDULE       | OF SCHEDULE   | RPI        | RPI         | RPI      | RPI       |
| DIV. I ONLY      |       |          | 17- 5                         | 37        | 7- 3    | 73             | 8             | 29         | 29          | 8        | 8         |
| DIV. I NON-CONF. |       |          | 10- 3                         | 51        | 2- 1    | 84             | 2             | 33         | 33          | 7        | 7         |
| -----            |       |          |                               |           |         |                |               |            |             |          |           |
| TOTALS           |       | RPI 1-25 |                               | RPI 26-50 |         | W-L RECORDS    |               | RPI 51-100 | RPI 101-999 | RPI 201+ |           |
| 17- 5            |       | 0- 2     |                               | 3- 1      |         | OVERALL        |               | 4- 1       | 10- 1       | 3- 0     |           |
| 8- 1             |       | 0- 1     |                               | 2- 0      |         | HOME           |               | 2- 0       | 4- 0        | 2- 0     |           |
| 6- 2             |       | 0- 0     |                               | 0- 1      |         | AWAY           |               | 0- 0       | 6- 1        | 1- 0     |           |
| 3- 2             |       | 0- 1     |                               | 1- 0      |         | NEUTRAL        |               | 2- 1       | 0- 0        | 0- 0     |           |
| 10- 3            |       | 0- 1     |                               | 2- 1      |         | NON-CONFERENCE |               | 3- 1       | 5- 0        | 3- 0     |           |
| 5- 0             |       | 0- 0     |                               | 1- 0      |         | HOME           |               | 1- 0       | 3- 0        | 2- 0     |           |
| 2- 1             |       | 0- 0     |                               | 0- 1      |         | AWAY           |               | 0- 0       | 2- 0        | 1- 0     |           |
| 3- 2             |       | 0- 1     |                               | 1- 0      |         | NEUTRAL        |               | 2- 1       | 0- 0        | 0- 0     |           |
| 7- 2             |       | 0- 1     |                               | 1- 0      |         | CONFERENCE     |               | 1- 0       | 5- 1        | 0- 0     |           |
| 3- 1             |       | 0- 1     |                               | 1- 0      |         | HOME           |               | 1- 0       | 1- 0        | 0- 0     |           |
| 4- 1             |       | 0- 0     |                               | 0- 0      |         | AWAY           |               | 0- 0       | 4- 1        | 0- 0     |           |
| 0- 0             |       | 0- 0     |                               | 0- 0      |         | NEUTRAL        |               | 0- 0       | 0- 0        | 0- 0     |           |

| RPI 1-25                  |   |             |        | RPI 26-50 |   |          |        | RPI 51-100 |   |                 |       | RPI 101+ |   |                   |        |
|---------------------------|---|-------------|--------|-----------|---|----------|--------|------------|---|-----------------|-------|----------|---|-------------------|--------|
| RPI                       | S | Opponent    | Score  | RPI       | S | Opponent | Score  | RPI        | S | Opponent        | Score | RPI      | S | Opponent          | Score  |
| 1                         | H | UConn       | 49 100 | 27        | H | LSU      | 61 55  | 54         | N | Michigan St.    | 73 83 | 114      | A | George Washington | 83 78  |
| 2                         | N | Notre Dame  | 66 76  | 36        | A | Oklahoma | 74 79  | 60         | N | St. John's (NY) | 68 59 | 147      | A | Wichita St.       | 56 64  |
|                           |   |             |        | 41        | N | Dayton   | 93 87  | 78         | N | Washington St.  | 82 45 | 162      | A | Tulsa             | 71 57  |
|                           |   |             |        | 43        | H | UCF      | 62 45  | 88         | H | Butler          | 71 55 | 167      | A | Cincinnati        | 69 46  |
|                           |   |             |        |           |   |          |        | 92         | H | Tulane          | 75 46 | 178      | A | Memphis           | 81 62  |
|                           |   |             |        |           |   |          |        |            |   |                 |       | 183      | A | Temple            | 89 73  |
|                           |   |             |        |           |   |          |        |            |   |                 |       | 183      | H | Temple            | 76 60  |
|                           |   |             |        |           |   |          |        |            |   |                 |       | 187      | H | Southern U.       | 108 48 |
|                           |   |             |        |           |   |          |        |            |   |                 |       | 210      | H | Arkansas St.      | 98 55  |
|                           |   |             |        |           |   |          |        |            |   |                 |       | 287      | A | FIU               | 82 52  |
|                           |   |             |        |           |   |          |        |            |   |                 |       | 324      | H | Houston Baptist   | 90 43  |
| -----                     |   |             |        |           |   |          |        |            |   |                 |       |          |   |                   |        |
| LAST 12 Division I GAMES: |   |             |        |           |   |          |        |            |   |                 |       |          |   |                   |        |
| 162                       | A | Tulsa       | 71 57  | 1         | H | UConn    | 49 100 | 167        | A | Cincinnati      | 69 46 |          |   |                   |        |
| 183                       | H | Temple      | 76 60  | 92        | H | Tulane   | 75 46  | 54         | N | Michigan St.    | 73 83 |          |   |                   |        |
| 147                       | A | Wichita St. | 56 64  | 41        | N | Dayton   | 93 87  | 287        | A | FIU             | 82 52 |          |   |                   |        |
| 178                       | A | Memphis     | 81 62  |           |   |          |        |            |   |                 |       |          |   |                   |        |
| 43                        | H | UCF         | 62 45  |           |   |          |        |            |   |                 |       |          |   |                   |        |
| 183                       | A | Temple      | 89 73  |           |   |          |        |            |   |                 |       |          |   |                   |        |

Non-Div I Games:

South Fla.



|                       |                 |                   |                |                      |                           |          |          |           |               |
|-----------------------|-----------------|-------------------|----------------|----------------------|---------------------------|----------|----------|-----------|---------------|
| Average RPI Win: 293  | WON-LOST RECORD | WINNING PCT. RANK | LAST 10 GAMES  | STRENGTH OF SCHEDULE | OPP. STRENGTH OF SCHEDULE | TEAM RPI | ADJ. RPI | CONF. RPI | ADJ CONF. RPI |
| Average RPI Loss: 130 |                 |                   |                |                      |                           |          |          |           |               |
| DIV. I ONLY           | 9- 12           | 219               | 6- 4           | 160                  | 312                       | 200      | 200      | 26        | 26            |
| DIV. I NON-CONF.      | 3- 7            | 254               | 1- 0           | 44                   | 226                       | 170      | 170      | 27        | 27            |
| -----                 |                 |                   |                |                      |                           |          |          |           |               |
| TOTALS                | RPI 1-25        | RPI 26-50         | W-L RECORDS    | RPI 51-100           | RPI 101-999               | RPI 201+ |          |           |               |
| 9- 12                 | 0- 1            | 0- 1              | OVERALL        | 0- 1                 | 9- 9                      | 8- 2     |          |           |               |
| 5- 3                  | 0- 0            | 0- 0              | HOME           | 0- 1                 | 5- 2                      | 5- 1     |          |           |               |
| 3- 9                  | 0- 0            | 0- 0              | AWAY           | 0- 0                 | 3- 1                      | 3- 0     |          |           |               |
| 1- 0                  | 0- 0            | 0- 0              | NEUTRAL        | 0- 0                 | 1- 0                      | 0- 0     |          |           |               |
| 3- 7                  | 0- 1            | 0- 1              | NON-CONFERENCE | 0- 0                 | 3- 5                      | 2- 0     |          |           |               |
| 2- 1                  | 0- 0            | 0- 0              | HOME           | 0- 0                 | 2- 1                      | 2- 0     |          |           |               |
| 0- 6                  | 0- 1            | 0- 1              | AWAY           | 0- 0                 | 0- 4                      | 0- 0     |          |           |               |
| 1- 0                  | 0- 0            | 0- 0              | NEUTRAL        | 0- 0                 | 1- 0                      | 0- 0     |          |           |               |
| 6- 5                  | 0- 0            | 0- 0              | CONFERENCE     | 0- 1                 | 6- 4                      | 6- 2     |          |           |               |
| 3- 2                  | 0- 0            | 0- 0              | HOME           | 0- 1                 | 3- 1                      | 3- 1     |          |           |               |
| 3- 3                  | 0- 0            | 0- 0              | AWAY           | 0- 0                 | 3- 3                      | 3- 1     |          |           |               |
| 0- 0                  | 0- 0            | 0- 0              | NEUTRAL        | 0- 0                 | 0- 0                      | 0- 0     |          |           |               |

| RPI 1-25                  |   |                  |       | RPI 26-50 |   |               |       | RPI 51-100 |   |          |       | RPI 101+ Team's RPI: 200 |   |                    |       |
|---------------------------|---|------------------|-------|-----------|---|---------------|-------|------------|---|----------|-------|--------------------------|---|--------------------|-------|
| RPI                       | S | Opponent         | Score | RPI       | S | Opponent      | Score | RPI        | S | Opponent | Score | RPI                      | S | Opponent           | Score |
| 4                         | A | Louisville       | 40 80 | 34        | A | Ball St.      | 56 69 | 76         | H | Belmont  | 57 67 | 107                      | A | George Mason       | 38 57 |
|                           |   |                  |       |           |   |               |       |            |   |          |       | 116                      | A | Western Ill.       | 59 87 |
|                           |   |                  |       |           |   |               |       |            |   |          |       | 134                      | A | Kansas             | 50 51 |
|                           |   |                  |       |           |   |               |       |            |   |          |       | 136                      | H | Southern Ill.      | 74 79 |
|                           |   |                  |       |           |   |               |       |            |   |          |       | 145                      | N | Saint Francis (PA) | 82 50 |
|                           |   |                  |       |           |   |               |       |            |   |          |       | 150                      | A | SIUE               | 57 65 |
|                           |   |                  |       |           |   |               |       |            |   |          |       | 166                      | A | Jacksonville St.   | 48 55 |
|                           |   |                  |       |           |   |               |       |            |   |          |       | 167                      | A | Cincinnati         | 52 65 |
|                           |   |                  |       |           |   |               |       |            |   |          |       | 220                      | H | Morehead St.       | 56 59 |
|                           |   |                  |       |           |   |               |       |            |   |          |       | 239                      | H | Bradley            | 57 53 |
|                           |   |                  |       |           |   |               |       |            |   |          |       | 247                      | A | Austin Peay        | 65 66 |
|                           |   |                  |       |           |   |               |       |            |   |          |       | 291                      | H | Eastern Ky.        | 69 55 |
|                           |   |                  |       |           |   |               |       |            |   |          |       | 299                      | A | Murray St.         | 85 74 |
|                           |   |                  |       |           |   |               |       |            |   |          |       | 299                      | H | Murray St.         | 80 70 |
|                           |   |                  |       |           |   |               |       |            |   |          |       | 330                      | A | Tennessee Tech     | 70 66 |
|                           |   |                  |       |           |   |               |       |            |   |          |       | 340                      | H | Tennessee St.      | 71 66 |
|                           |   |                  |       |           |   |               |       |            |   |          |       | 345                      | A | Eastern Ill.       | 77 54 |
|                           |   |                  |       |           |   |               |       |            |   |          |       | 347                      | H | Evansville         | 74 65 |
| -----                     |   |                  |       |           |   |               |       |            |   |          |       |                          |   |                    |       |
| LAST 12 Division I GAMES: |   |                  |       |           |   |               |       |            |   |          |       |                          |   |                    |       |
| 299                       | H | Murray St.       | 80 70 | 220       | H | Morehead St.  | 56 59 |            |   |          |       |                          |   |                    |       |
| 166                       | A | Jacksonville St. | 48 55 | 247       | A | Austin Peay   | 65 66 |            |   |          |       |                          |   |                    |       |
| 330                       | A | Tennessee Tech   | 70 66 | 299       | A | Murray St.    | 85 74 |            |   |          |       |                          |   |                    |       |
| 345                       | A | Eastern Ill.     | 77 54 | 340       | H | Tennessee St. | 71 66 |            |   |          |       |                          |   |                    |       |
| 150                       | A | SIUE             | 57 65 | 76        | H | Belmont       | 57 67 |            |   |          |       |                          |   |                    |       |
| 291                       | H | Eastern Ky.      | 69 55 | 347       | H | Evansville    | 74 65 |            |   |          |       |                          |   |                    |       |

Non-Div I Games: Evangel 72 60 Missouri Valley 69 34

Southeast Mo. St.



|                   |          |           |                |            |             |               |      |      |       |           |
|-------------------|----------|-----------|----------------|------------|-------------|---------------|------|------|-------|-----------|
| Average RPI Win:  | 261      | WON-LOST  | WINNING        | LAST 10    | STRENGTH OF | OPP. STRENGTH | TEAM | ADJ. | CONF. | ADJ CONF. |
| Average RPI Loss: | 183      | RECORD    | PCT. RANK      | GAMES      | SCHEDULE    | OF SCHEDULE   | RPI  | RPI  | RPI   | RPI       |
| DIV. I ONLY       | 4- 17    | 308       | 3- 7           | 241        | 293         | 295           | 295  | 25   | 25    |           |
| DIV. I NON-CONF.  | 1- 10    | 327       | 0- 2           | 163        | 229         | 292           | 292  | 25   | 25    |           |
| -----             |          |           |                |            |             |               |      |      |       |           |
| TOTALS            | RPI 1-25 | RPI 26-50 | W-L RECORDS    | RPI 51-100 | RPI 101-999 | RPI 201+      |      |      |       |           |
| 4- 17             | 0- 0     | 0- 1      | OVERALL        | 0- 2       | 4- 14       | 3- 8          |      |      |       |           |
| 1- 6              | 0- 0     | 0- 0      | HOME           | 0- 0       | 1- 6        | 1- 4          |      |      |       |           |
| 3- 10             | 0- 0     | 0- 1      | AWAY           | 0- 2       | 3- 7        | 2- 4          |      |      |       |           |
| 0- 1              | 0- 0     | 0- 0      | NEUTRAL        | 0- 0       | 0- 1        | 0- 0          |      |      |       |           |
| 1- 10             | 0- 0     | 0- 1      | NON-CONFERENCE | 0- 1       | 1- 8        | 0- 4          |      |      |       |           |
| 0- 3              | 0- 0     | 0- 0      | HOME           | 0- 0       | 0- 3        | 0- 2          |      |      |       |           |
| 1- 6              | 0- 0     | 0- 1      | AWAY           | 0- 1       | 1- 4        | 0- 2          |      |      |       |           |
| 0- 1              | 0- 0     | 0- 0      | NEUTRAL        | 0- 0       | 0- 1        | 0- 0          |      |      |       |           |
| 3- 7              | 0- 0     | 0- 0      | CONFERENCE     | 0- 1       | 3- 6        | 3- 4          |      |      |       |           |
| 1- 3              | 0- 0     | 0- 0      | HOME           | 0- 0       | 1- 3        | 1- 2          |      |      |       |           |
| 2- 4              | 0- 0     | 0- 0      | AWAY           | 0- 1       | 2- 3        | 2- 2          |      |      |       |           |
| 0- 0              | 0- 0     | 0- 0      | NEUTRAL        | 0- 0       | 0- 0        | 0- 0          |      |      |       |           |

| RPI                       | S | Opponent           | Score | RPI | S | Opponent          | Score  | RPI | S | Opponent           | Score | RPI | S | Opponent         | Score | Team's RPI: 295 |
|---------------------------|---|--------------------|-------|-----|---|-------------------|--------|-----|---|--------------------|-------|-----|---|------------------|-------|-----------------|
| 27                        | A | LSU                | 56 84 | 57  | A | TCU               | 62 112 | 105 | A | Auburn             | 46 80 | 123 | A | SFA              | 67 79 |                 |
|                           |   |                    |       | 97  | A | Central Ark.      | 47 63  | 125 | N | Kent St.           | 60 81 | 126 | H | Lamar University | 58 75 |                 |
|                           |   |                    |       |     |   |                   |        | 148 | A | Bethune-Cookman    | 60 58 | 159 | H | Louisiana        | 56 68 |                 |
|                           |   |                    |       |     |   |                   |        | 167 | A | Cincinnati         | 43 82 | 214 | A | Akron            | 54 66 |                 |
|                           |   |                    |       |     |   |                   |        | 218 | A | Abilene Christian  | 80 86 | 254 | A | Grambling        | 52 61 |                 |
|                           |   |                    |       |     |   |                   |        | 262 | A | A&M-Corpus Christi | 52 56 | 268 | A | Nicholls St.     | 66 57 |                 |
|                           |   |                    |       |     |   |                   |        | 270 | H | Alcorn             | 77 84 | 286 | H | McNeese          | 65 77 |                 |
|                           |   |                    |       |     |   |                   |        | 296 | H | Alabama A&M        | 74 76 | 304 | H | Northwestern St. | 71 65 |                 |
|                           |   |                    |       |     |   |                   |        | 324 | A | Houston Baptist    | 76 61 | 327 | H | Sam Houston St.  | 52 57 |                 |
| -----                     |   |                    |       |     |   |                   |        |     |   |                    |       |     |   |                  |       |                 |
| LAST 12 Division I GAMES: |   |                    |       |     |   |                   |        |     |   |                    |       |     |   |                  |       |                 |
| 262                       | A | A&M-Corpus Christi | 52 56 | 126 | H | Lamar University  | 58 75  |     |   |                    |       |     |   |                  |       |                 |
| 268                       | A | Nicholls St.       | 66 57 | 218 | A | Abilene Christian | 80 86  |     |   |                    |       |     |   |                  |       |                 |
| 327                       | H | Sam Houston St.    | 52 57 | 97  | A | Central Ark.      | 47 63  |     |   |                    |       |     |   |                  |       |                 |
| 304                       | H | Northwestern St.   | 71 65 | 123 | A | SFA               | 67 79  |     |   |                    |       |     |   |                  |       |                 |
| 324                       | A | Houston Baptist    | 76 61 | 296 | H | Alabama A&M       | 74 76  |     |   |                    |       |     |   |                  |       |                 |
| 286                       | H | McNeese            | 65 77 | 105 | A | Auburn            | 46 80  |     |   |                    |       |     |   |                  |       |                 |

Non-Div I Games:

Southeastern La.

■ Loss, 
 ■ Non-Conf, 
 ■ S Site, 
 ■ Home 
 ■ Away 
 N Neutral



|                  |          |       |           |           |                |             |               |             |      |          |           |
|------------------|----------|-------|-----------|-----------|----------------|-------------|---------------|-------------|------|----------|-----------|
| Average RPI      | Win:     | 172   | WON-LOST  | WINNING   | LAST 10        | STRENGTH OF | OPP. STRENGTH | TEAM        | ADJ. | CONF.    | ADJ CONF. |
| Average RPI      | Loss:    | 22    | RECORD    | PCT. RANK | GAMES          | SCHEDULE    | OF SCHEDULE   | RPI         | RPI  | RPI      | RPI       |
| DIV. I ONLY      |          | 15- 6 |           | 64        | 5- 5           | 67          | 54            | 48          | 48   | 4        | 4         |
| DIV. I NON-CONF. |          | 10- 1 |           | 15        | 2- 0           | 189         | 242           | 47          | 47   | 3        | 3         |
| -----            |          |       |           |           |                |             |               |             |      |          |           |
| TOTALS           | RPI 1-25 |       | RPI 26-50 |           | W-L RECORDS    | RPI 51-100  |               | RPI 101-999 |      | RPI 201+ |           |
| 15- 6            | 0- 4     |       | 2- 2      |           | OVERALL        | 2- 0        |               | 11- 0       |      | 5- 0     |           |
| 3- 4             | 0- 3     |       | 1- 1      |           | HOME           | 0- 0        |               | 2- 0        |      | 1- 0     |           |
| 9- 2             | 0- 1     |       | 0- 1      |           | AWAY           | 2- 0        |               | 7- 0        |      | 4- 0     |           |
| 3- 0             | 0- 0     |       | 1- 0      |           | NEUTRAL        | 0- 0        |               | 2- 0        |      | 0- 0     |           |
| 10- 1            | 0- 1     |       | 1- 0      |           | NON-CONFERENCE | 0- 0        |               | 9- 0        |      | 5- 0     |           |
| 2- 1             | 0- 1     |       | 0- 0      |           | HOME           | 0- 0        |               | 2- 0        |      | 1- 0     |           |
| 5- 0             | 0- 0     |       | 0- 0      |           | AWAY           | 0- 0        |               | 5- 0        |      | 4- 0     |           |
| 3- 0             | 0- 0     |       | 1- 0      |           | NEUTRAL        | 0- 0        |               | 2- 0        |      | 0- 0     |           |
| 5- 5             | 0- 3     |       | 1- 2      |           | CONFERENCE     | 2- 0        |               | 2- 0        |      | 0- 0     |           |
| 1- 3             | 0- 2     |       | 1- 1      |           | HOME           | 0- 0        |               | 0- 0        |      | 0- 0     |           |
| 4- 2             | 0- 1     |       | 0- 1      |           | AWAY           | 2- 0        |               | 2- 0        |      | 0- 0     |           |
| 0- 0             | 0- 0     |       | 0- 0      |           | NEUTRAL        | 0- 0        |               | 0- 0        |      | 0- 0     |           |

| RPI 1-25                     |   |                 |       | RPI 26-50 |   |                |       | Team's RPI: 48 |   |                 |       | RPI 51-100 |   |                   |       | RPI 101+ |   |          |       |
|------------------------------|---|-----------------|-------|-----------|---|----------------|-------|----------------|---|-----------------|-------|------------|---|-------------------|-------|----------|---|----------|-------|
| RPI                          | S | Opponent        | Score | RPI       | S | Opponent       | Score | RPI            | S | Opponent        | Score | RPI        | S | Opponent          | Score | RPI      | S | Opponent | Score |
| 5                            | H | Oregon          | 66 70 | 33        | A | Cal i forni a  | 64 76 | 78             | A | Washi ngton St. | 73 72 | 127        | A | Col orado         | 86 51 |          |   |          |       |
| 12                           | H | Texas A&M       | 74 75 | 33        | H | Cal i forni a  | 59 62 | 87             | A | Utah            | 58 47 | 130        | N | Mi ddl e Tenn.    | 72 57 |          |   |          |       |
| 25                           | A | Stanford        | 65 72 | 37        | N | Purdue         | 58 46 |                |   |                 |       | 142        | A | Washi ngton       | 72 61 |          |   |          |       |
| 25                           | H | Stanford        | 55 59 | 38        | H | Oregon St.     | 65 61 |                |   |                 |       | 152        | A | Loyol a Marymount | 80 70 |          |   |          |       |
|                              |   |                 |       |           |   |                |       |                |   |                 |       | 182        | N | Marist            | 78 57 |          |   |          |       |
|                              |   |                 |       |           |   |                |       |                |   |                 |       | 201        | H | Montana St.       | 98 47 |          |   |          |       |
|                              |   |                 |       |           |   |                |       |                |   |                 |       | 242        | A | UC Ri versi de    | 64 46 |          |   |          |       |
|                              |   |                 |       |           |   |                |       |                |   |                 |       | 246        | A | Hawai i           | 71 60 |          |   |          |       |
|                              |   |                 |       |           |   |                |       |                |   |                 |       | 263        | A | Santa Clara       | 64 43 |          |   |          |       |
|                              |   |                 |       |           |   |                |       |                |   |                 |       | 317        | A | UTRGV             | 71 64 |          |   |          |       |
|                              |   |                 |       |           |   |                |       |                |   |                 |       | 335        | H | Long Beach St.    | 75 60 |          |   |          |       |
| LAST 12 Di vi si on I GAMES: |   |                 |       |           |   |                |       |                |   |                 |       |            |   |                   |       |          |   |          |       |
| 142                          | A | Washi ngton     | 72 61 | 38        | H | Oregon St.     | 65 61 |                |   |                 |       |            |   |                   |       |          |   |          |       |
| 78                           | A | Washi ngton St. | 73 72 | 5         | H | Oregon         | 66 70 |                |   |                 |       |            |   |                   |       |          |   |          |       |
| 33                           | H | Cal i forni a   | 59 62 | 25        | A | Stanford       | 65 72 |                |   |                 |       |            |   |                   |       |          |   |          |       |
| 25                           | H | Stanford        | 55 59 | 33        | A | Cal i forni a  | 64 76 |                |   |                 |       |            |   |                   |       |          |   |          |       |
| 87                           | A | Utah            | 58 47 | 317       | A | UTRGV          | 71 64 |                |   |                 |       |            |   |                   |       |          |   |          |       |
| 127                          | A | Col orado       | 86 51 | 130       | N | Mi ddl e Tenn. | 72 57 |                |   |                 |       |            |   |                   |       |          |   |          |       |



|                   |          |           |                |            |             |               |      |      |       |           |
|-------------------|----------|-----------|----------------|------------|-------------|---------------|------|------|-------|-----------|
| Average RPI Win:  | 239      | WON-LOST  | WINNING        | LAST 10    | STRENGTH OF | OPP. STRENGTH | TEAM | ADJ. | CONF. | ADJ CONF. |
| Average RPI Loss: | 124      | RECORD    | PCT. RANK      | GAMES      | SCHEDULE    | OF SCHEDULE   | RPI  | RPI  | RPI   | RPI       |
| DIV. I ONLY       | 11- 8    | 129       | 7- 3           | 163        | 247         | 136           | 136  | 24   | 24    |           |
| DIV. I NON-CONF.  | 4- 6     | 214       | 0- 3           | 52         | 231         | 127           | 127  | 22   | 22    |           |
| -----             |          |           |                |            |             |               |      |      |       |           |
| TOTALS            | RPI 1-25 | RPI 26-50 | W-L RECORDS    | RPI 51-100 | RPI 101-999 | RPI 201+      |      |      |       |           |
| 11- 8             | 0- 0     | 0- 1      | OVERALL        | 0- 4       | 11- 3       | 7- 2          |      |      |       |           |
| 5- 3              | 0- 0     | 0- 1      | HOME           | 0- 1       | 5- 1        | 3- 0          |      |      |       |           |
| 6- 3              | 0- 0     | 0- 0      | AWAY           | 0- 0       | 6- 1        | 4- 1          |      |      |       |           |
| 0- 2              | 0- 0     | 0- 0      | NEUTRAL        | 0- 2       | 0- 0        | 0- 0          |      |      |       |           |
| 4- 6              | 0- 0     | 0- 1      | NON-CONFERENCE | 0- 3       | 4- 2        | 2- 1          |      |      |       |           |
| 1- 2              | 0- 0     | 0- 1      | HOME           | 0- 0       | 1- 1        | 1- 0          |      |      |       |           |
| 3- 2              | 0- 0     | 0- 0      | AWAY           | 0- 1       | 3- 1        | 1- 1          |      |      |       |           |
| 0- 2              | 0- 0     | 0- 0      | NEUTRAL        | 0- 2       | 0- 0        | 0- 0          |      |      |       |           |
| 7- 2              | 0- 0     | 0- 0      | CONFERENCE     | 0- 1       | 7- 1        | 5- 1          |      |      |       |           |
| 4- 1              | 0- 0     | 0- 0      | HOME           | 0- 1       | 4- 0        | 2- 0          |      |      |       |           |
| 3- 1              | 0- 0     | 0- 0      | AWAY           | 0- 0       | 3- 1        | 3- 1          |      |      |       |           |
| 0- 0              | 0- 0     | 0- 0      | NEUTRAL        | 0- 0       | 0- 0        | 0- 0          |      |      |       |           |

| RPI 1-25                  |   |          |       | RPI 26-50 |   |                |       | RPI 51-100 |   |             |       | RPI 101+ |   |                   |       | Team's RPI: 136 |  |
|---------------------------|---|----------|-------|-----------|---|----------------|-------|------------|---|-------------|-------|----------|---|-------------------|-------|-----------------|--|
| RPI                       | S | Opponent | Score | RPI       | S | Opponent       | Score | RPI        | S | Opponent    | Score | RPI      | S | Opponent          | Score |                 |  |
|                           |   |          |       | 46        | H | Western Ky.    | 49 75 |            |   |             |       | 128      | H | Missouri St.      | 71 69 |                 |  |
|                           |   |          |       |           |   |                |       | 61         | N | Miami (FL)  | 65 75 | 139      | H | UNI               | 60 53 |                 |  |
|                           |   |          |       |           |   |                |       | 66         | N | Albany (NY) | 57 68 | 150      | H | SIUE              | 53 57 |                 |  |
|                           |   |          |       |           |   |                |       | 84         | A | UAB         | 66 76 | 178      | A | Memphis           | 68 56 |                 |  |
|                           |   |          |       |           |   |                |       | 95         | H | Drake       | 64 75 | 200      | A | Southeast Mo. St. | 79 74 |                 |  |
|                           |   |          |       |           |   |                |       |            |   |             |       | 219      | H | UT Martin         | 84 72 |                 |  |
|                           |   |          |       |           |   |                |       |            |   |             |       | 220      | A | Morehead St.      | 81 85 |                 |  |
|                           |   |          |       |           |   |                |       |            |   |             |       | 239      | A | Bradley           | 63 62 |                 |  |
|                           |   |          |       |           |   |                |       |            |   |             |       | 253      | A | Indiana St.       | 64 45 |                 |  |
|                           |   |          |       |           |   |                |       |            |   |             |       | 267      | A | Illinois St.      | 46 49 |                 |  |
|                           |   |          |       |           |   |                |       |            |   |             |       | 288      | H | Valparaiso        | 74 63 |                 |  |
|                           |   |          |       |           |   |                |       |            |   |             |       | 310      | H | Loyola Chicago    | 62 46 |                 |  |
|                           |   |          |       |           |   |                |       |            |   |             |       | 325      | A | Marshall          | 64 59 |                 |  |
|                           |   |          |       |           |   |                |       |            |   |             |       | 347      | A | Evansville        | 74 62 |                 |  |
| LAST 12 Division I GAMES: |   |          |       |           |   |                |       |            |   |             |       |          |   |                   |       |                 |  |
|                           |   |          |       | 128       | H | Missouri St.   | 71 69 | 139        | H | UNI         | 60 53 |          |   |                   |       |                 |  |
|                           |   |          |       | 288       | H | Valparaiso     | 74 63 | 253        | A | Indiana St. | 64 45 |          |   |                   |       |                 |  |
|                           |   |          |       | 310       | H | Loyola Chicago | 62 46 | 347        | A | Evansville  | 74 62 |          |   |                   |       |                 |  |
|                           |   |          |       | 267       | A | Illinois St.   | 46 49 | 61         | N | Miami (FL)  | 65 75 |          |   |                   |       |                 |  |
|                           |   |          |       | 239       | A | Bradley        | 63 62 | 66         | N | Albany (NY) | 57 68 |          |   |                   |       |                 |  |
|                           |   |          |       | 95        | H | Drake          | 64 75 | 46         | H | Western Ky. | 49 75 |          |   |                   |       |                 |  |

Non-Div I Games: Martin Methodist 60 50

Southern Ill.



|                   |          |           |                |            |             |               |      |      |       |           |
|-------------------|----------|-----------|----------------|------------|-------------|---------------|------|------|-------|-----------|
| Average RPI Win:  | 236      | WON-LOST  | WINNING        | LAST 10    | STRENGTH OF | OPP. STRENGTH | TEAM | ADJ. | CONF. | ADJ CONF. |
| Average RPI Loss: | 108      | RECORD    | PCT. RANK      | GAMES      | SCHEDULE    | OF SCHEDULE   | RPI  | RPI  | RPI   | RPI       |
| DIV. I ONLY       | 10- 9    | 154       | 4- 5           | 201        | 132         | 165           | 165  | 18   | 18    |           |
| DIV. I NON-CONF.  | 6- 5     | 153       | 1- 2           | 296        | 78          | 214           | 214  | 19   | 19    |           |
| -----             |          |           |                |            |             |               |      |      |       |           |
| TOTALS            | RPI 1-25 | RPI 26-50 | W-L RECORDS    | RPI 51-100 | RPI 101-999 | RPI 201+      |      |      |       |           |
| 10- 9             | 0- 1     | 0- 1      | OVERALL        | 2- 2       | 8- 5        | 6- 0          |      |      |       |           |
| 7- 2              | 0- 0     | 0- 0      | HOME           | 1- 1       | 6- 1        | 5- 0          |      |      |       |           |
| 3- 7              | 0- 1     | 0- 1      | AWAY           | 1- 1       | 2- 4        | 1- 0          |      |      |       |           |
| 0- 0              | 0- 0     | 0- 0      | NEUTRAL        | 0- 0       | 0- 0        | 0- 0          |      |      |       |           |
| 6- 5              | 0- 1     | 0- 0      | NON-CONFERENCE | 1- 2       | 5- 2        | 5- 0          |      |      |       |           |
| 5- 1              | 0- 0     | 0- 0      | HOME           | 1- 1       | 4- 0        | 4- 0          |      |      |       |           |
| 1- 4              | 0- 1     | 0- 0      | AWAY           | 0- 1       | 1- 2        | 1- 0          |      |      |       |           |
| 0- 0              | 0- 0     | 0- 0      | NEUTRAL        | 0- 0       | 0- 0        | 0- 0          |      |      |       |           |
| 4- 4              | 0- 0     | 0- 1      | CONFERENCE     | 1- 0       | 3- 3        | 1- 0          |      |      |       |           |
| 2- 1              | 0- 0     | 0- 0      | HOME           | 0- 0       | 2- 1        | 1- 0          |      |      |       |           |
| 2- 3              | 0- 0     | 0- 1      | AWAY           | 1- 0       | 1- 2        | 0- 0          |      |      |       |           |
| 0- 0              | 0- 0     | 0- 0      | NEUTRAL        | 0- 0       | 0- 0        | 0- 0          |      |      |       |           |

| RPI 1-25                  |   |                 |       | RPI 26-50 |   |                 |       | RPI 51-100 |   |              |       | RPI 101+ |   |                  |       | Team's RPI: 165 |
|---------------------------|---|-----------------|-------|-----------|---|-----------------|-------|------------|---|--------------|-------|----------|---|------------------|-------|-----------------|
| RPI                       | S | Opponent        | Score | RPI       | S | Opponent        | Score | RPI        | S | Opponent     | Score | RPI      | S | Opponent         | Score |                 |
| 3                         | A | Mississippi St. | 56 91 | 46        | A | Western Ky.     | 60 81 | 74         | A | Georgia Tech | 44 63 | 109      | A | Rice             | 56 62 |                 |
|                           |   |                 |       |           |   |                 |       | 84         | A | UAB          | 80 63 | 120      | A | Ole Miss         | 59 68 |                 |
|                           |   |                 |       |           |   |                 |       | 89         | H | South Ala.   | 57 78 | 130      | A | Middle Tenn.     | 61 53 |                 |
|                           |   |                 |       |           |   |                 |       | 92         | H | Tulane       | 66 58 | 174      | A | Charlotte        | 56 66 |                 |
|                           |   |                 |       |           |   |                 |       |            |   |              |       | 174      | H | Charlotte        | 79 85 |                 |
|                           |   |                 |       |           |   |                 |       |            |   |              |       | 184      | A | Samford          | 56 61 |                 |
|                           |   |                 |       |           |   |                 |       |            |   |              |       | 189      | H | Louisiana Tech   | 65 50 |                 |
|                           |   |                 |       |           |   |                 |       |            |   |              |       | 270      | H | Alcorn           | 72 67 |                 |
|                           |   |                 |       |           |   |                 |       |            |   |              |       | 304      | A | Northwestern St. | 71 59 |                 |
|                           |   |                 |       |           |   |                 |       |            |   |              |       | 312      | H | Alabama St.      | 72 35 |                 |
|                           |   |                 |       |           |   |                 |       |            |   |              |       | 316      | H | UTSA             | 83 60 |                 |
|                           |   |                 |       |           |   |                 |       |            |   |              |       | 327      | H | Sam Houston St.  | 58 38 |                 |
|                           |   |                 |       |           |   |                 |       |            |   |              |       | 339      | H | Mississippi Val. | 84 69 |                 |
| -----                     |   |                 |       |           |   |                 |       |            |   |              |       |          |   |                  |       |                 |
| LAST 12 Division I GAMES: |   |                 |       |           |   |                 |       |            |   |              |       |          |   |                  |       |                 |
| 109                       | A | Rice            | 56 62 | 46        | A | Western Ky.     | 60 81 | 174        | A | Charlotte    | 56 66 |          |   |                  |       |                 |
| 316                       | H | UTSA            | 83 60 | 74        | A | Georgia Tech    | 44 63 | 184        | A | Samford      | 56 61 |          |   |                  |       |                 |
| 174                       | H | Charlotte       | 79 85 | 327       | H | Sam Houston St. | 58 38 | 120        | A | Ole Miss     | 59 68 |          |   |                  |       |                 |
| 130                       | A | Middle Tenn.    | 61 53 | 109       | A | Rice            | 56 62 |            |   |              |       |          |   |                  |       |                 |
| 84                        | A | UAB             | 80 63 | 174       | H | Charlotte       | 79 85 |            |   |              |       |          |   |                  |       |                 |
| 189                       | H | Louisiana Tech  | 65 50 | 74        | A | Georgia Tech    | 44 63 |            |   |              |       |          |   |                  |       |                 |

Non-Div I Games: William Carey 82 44 Blue Mountain (MS) 96 46

Southern Miss.



| Average RPI      |      | Win: 295 | WON-LOST RECORD | WINNING PCT. RANK | LAST 10 GAMES | STRENGTH OF SCHEDULE | OPP. STRENGTH OF SCHEDULE | TEAM RPI   | ADJ. RPI | CONF. RPI   | ADJ CONF. RPI |
|------------------|------|----------|-----------------|-------------------|---------------|----------------------|---------------------------|------------|----------|-------------|---------------|
| Loss: 114        |      |          |                 |                   |               |                      |                           |            |          |             |               |
| DIV. I ONLY      |      |          | 8- 9            | 204               | 8- 2          | 224                  | 281                       | 187        | 187      | 32          | 32            |
| DIV. I NON-CONF. |      |          | 0- 8            | 337               | 0- 3          | 26                   | 36                        | 262        | 262      | 32          | 32            |
| TOTALS           |      | RPI 1-25 |                 | RPI 26-50         |               | W-L RECORDS          |                           | RPI 51-100 |          | RPI 101-999 | RPI 201+      |
| 8- 9             | 0- 0 |          |                 | 0- 1              |               | OVERALL              |                           | 0- 4       |          | 8- 4        | 8- 1          |
| 5- 0             | 0- 0 |          |                 | 0- 0              |               | HOME                 |                           | 0- 0       |          | 5- 0        | 5- 0          |
| 3- 8             | 0- 0 |          |                 | 0- 1              |               | AWAY                 |                           | 0- 3       |          | 3- 4        | 3- 1          |
| 0- 1             | 0- 0 |          |                 | 0- 0              |               | NEUTRAL              |                           | 0- 1       |          | 0- 0        | 0- 0          |
| 0- 8             | 0- 0 |          |                 | 0- 1              |               | NON-CONFERENCE       |                           | 0- 4       |          | 0- 3        | 0- 0          |
| 0- 0             | 0- 0 |          |                 | 0- 0              |               | HOME                 |                           | 0- 0       |          | 0- 0        | 0- 0          |
| 0- 7             | 0- 0 |          |                 | 0- 1              |               | AWAY                 |                           | 0- 3       |          | 0- 3        | 0- 0          |
| 0- 1             | 0- 0 |          |                 | 0- 0              |               | NEUTRAL              |                           | 0- 1       |          | 0- 0        | 0- 0          |
| 8- 1             | 0- 0 |          |                 | 0- 0              |               | CONFERENCE           |                           | 0- 0       |          | 8- 1        | 8- 1          |
| 5- 0             | 0- 0 |          |                 | 0- 0              |               | HOME                 |                           | 0- 0       |          | 5- 0        | 5- 0          |
| 3- 1             | 0- 0 |          |                 | 0- 0              |               | AWAY                 |                           | 0- 0       |          | 3- 1        | 3- 1          |
| 0- 0             | 0- 0 |          |                 | 0- 0              |               | NEUTRAL              |                           | 0- 0       |          | 0- 0        | 0- 0          |

| RPI 1-25                  |   |          |       | RPI 26-50 |   |                      |        | RPI 51-100 |   |                 |        | RPI 101+ |   |                      |       | Team's RPI: 187 |  |
|---------------------------|---|----------|-------|-----------|---|----------------------|--------|------------|---|-----------------|--------|----------|---|----------------------|-------|-----------------|--|
| RPI                       | S | Opponent | Score | RPI       | S | Opponent             | Score  | RPI        | S | Opponent        | Score  | RPI      | S | Opponent             | Score |                 |  |
|                           |   |          |       | 29        | A | South Fla.           | 48 108 | 58         | N | Tol edo         | 76 81  | 105      | A | Auburn               | 47 65 |                 |  |
|                           |   |          |       |           |   |                      |        | 59         | A | Okl ahoma St.   | 66 94  | 148      | A | Bethune-Cookman      | 56 68 |                 |  |
|                           |   |          |       |           |   |                      |        | 72         | A | Indi ana        | 49 64  | 180      | A | Wi sconsi n          | 74 77 |                 |  |
|                           |   |          |       |           |   |                      |        | 89         | A | South Ala.      | 65 69  | 241      | A | Texas Southern       | 67 57 |                 |  |
|                           |   |          |       |           |   |                      |        |            |   |                 |        | 254      | H | Grambl ing           | 63 44 |                 |  |
|                           |   |          |       |           |   |                      |        |            |   |                 |        | 270      | H | Al corn              | 64 56 |                 |  |
|                           |   |          |       |           |   |                      |        |            |   |                 |        | 282      | A | Prai rie View        | 62 69 |                 |  |
|                           |   |          |       |           |   |                      |        |            |   |                 |        | 296      | H | Al abama A&M         | 77 62 |                 |  |
|                           |   |          |       |           |   |                      |        |            |   |                 |        | 308      | H | Jackson St.          | 86 76 |                 |  |
|                           |   |          |       |           |   |                      |        |            |   |                 |        | 312      | H | Al abama St.         | 66 58 |                 |  |
|                           |   |          |       |           |   |                      |        |            |   |                 |        | 339      | A | Mi ssi ssi ppi Val . | 70 54 |                 |  |
|                           |   |          |       |           |   |                      |        |            |   |                 |        | 341      | A | Ark. -Pi ne Bl uff   | 71 52 |                 |  |
| LAST 12 Division I GAMES: |   |          |       |           |   |                      |        |            |   |                 |        |          |   |                      |       |                 |  |
|                           |   |          |       | 270       | H | Al corn              | 64 56  | 254        | H | Grambl ing      | 63 44  |          |   |                      |       |                 |  |
|                           |   |          |       | 296       | H | Al abama A&M         | 77 62  | 282        | A | Prai rie View   | 62 69  |          |   |                      |       |                 |  |
|                           |   |          |       | 312       | H | Al abama St.         | 66 58  | 241        | A | Texas Southern  | 67 57  |          |   |                      |       |                 |  |
|                           |   |          |       | 339       | A | Mi ssi ssi ppi Val . | 70 54  | 58         | N | Tol edo         | 76 81  |          |   |                      |       |                 |  |
|                           |   |          |       | 341       | A | Ark. -Pi ne Bl uff   | 71 52  | 29         | A | South Fla.      | 48 108 |          |   |                      |       |                 |  |
|                           |   |          |       | 308       | H | Jackson St.          | 86 76  | 148        | A | Bethune-Cookman | 56 68  |          |   |                      |       |                 |  |

|                  |        |    |    |
|------------------|--------|----|----|
| Non-Div I Games: | Mobile | 86 | 54 |
|------------------|--------|----|----|

Southern U.



|                   |          |           |                |            |             |               |      |      |       |           |
|-------------------|----------|-----------|----------------|------------|-------------|---------------|------|------|-------|-----------|
| Average RPI Win:  | 259      | WON-LOST  | WINNING        | LAST 10    | STRENGTH OF | OPP. STRENGTH | TEAM | ADJ. | CONF. | ADJ CONF. |
| Average RPI Loss: | 183      | RECORD    | PCT. RANK      | GAMES      | SCHEDULE    | OF SCHEDULE   | RPI  | RPI  | RPI   | RPI       |
| DIV. I ONLY       | 3- 18    | 322       | 2- 8           | 151        | 339         | 303           | 303  | 19   | 19    |           |
| DIV. I NON-CONF.  | 1- 10    | 327       | 0- 2           | 162        | 328         | 330           | 330  | 14   | 14    |           |
| -----             |          |           |                |            |             |               |      |      |       |           |
| TOTALS            | RPI 1-25 | RPI 26-50 | W-L RECORDS    | RPI 51-100 | RPI 101-999 | RPI 201+      |      |      |       |           |
| 3- 18             | 0- 1     | 0- 0      | OVERALL        | 0- 1       | 3- 16       | 2- 8          |      |      |       |           |
| 2- 7              | 0- 0     | 0- 0      | HOME           | 0- 1       | 2- 6        | 1- 2          |      |      |       |           |
| 1- 11             | 0- 1     | 0- 0      | AWAY           | 0- 0       | 1- 10       | 1- 6          |      |      |       |           |
| 0- 0              | 0- 0     | 0- 0      | NEUTRAL        | 0- 0       | 0- 0        | 0- 0          |      |      |       |           |
| 1- 10             | 0- 1     | 0- 0      | NON-CONFERENCE | 0- 1       | 1- 8        | 1- 5          |      |      |       |           |
| 1- 4              | 0- 0     | 0- 0      | HOME           | 0- 1       | 1- 3        | 1- 1          |      |      |       |           |
| 0- 6              | 0- 1     | 0- 0      | AWAY           | 0- 0       | 0- 5        | 0- 4          |      |      |       |           |
| 0- 0              | 0- 0     | 0- 0      | NEUTRAL        | 0- 0       | 0- 0        | 0- 0          |      |      |       |           |
| 2- 8              | 0- 0     | 0- 0      | CONFERENCE     | 0- 0       | 2- 8        | 1- 3          |      |      |       |           |
| 1- 3              | 0- 0     | 0- 0      | HOME           | 0- 0       | 1- 3        | 0- 1          |      |      |       |           |
| 1- 5              | 0- 0     | 0- 0      | AWAY           | 0- 0       | 1- 5        | 1- 2          |      |      |       |           |
| 0- 0              | 0- 0     | 0- 0      | NEUTRAL        | 0- 0       | 0- 0        | 0- 0          |      |      |       |           |

| RPI 1-25                  |   |                |       | RPI 26-50 |   |              |       | RPI 51-100 |   |          |       | RPI 101+ Team's RPI: 303 |   |                 |       |
|---------------------------|---|----------------|-------|-----------|---|--------------|-------|------------|---|----------|-------|--------------------------|---|-----------------|-------|
| RPI                       | S | Opponent       | Score | RPI       | S | Opponent     | Score | RPI        | S | Opponent | Score | RPI                      | S | Opponent        | Score |
| 5                         | A | Oregon         | 38 98 |           |   |              |       | 67         | H | UC Davis | 59 85 | 112                      | A | BYU             | 67 75 |
|                           |   |                |       |           |   |              |       |            |   |          |       | 133                      | A | Weber St.       | 50 65 |
|                           |   |                |       |           |   |              |       |            |   |          |       | 133                      | H | Weber St.       | 64 77 |
|                           |   |                |       |           |   |              |       |            |   |          |       | 146                      | A | Idaho           | 51 74 |
|                           |   |                |       |           |   |              |       |            |   |          |       | 157                      | H | Binghamton      | 66 72 |
|                           |   |                |       |           |   |              |       |            |   |          |       | 160                      | H | Idaho St.       | 76 70 |
|                           |   |                |       |           |   |              |       |            |   |          |       | 168                      | H | UC Irvine       | 64 71 |
|                           |   |                |       |           |   |              |       |            |   |          |       | 201                      | A | Montana St.     | 71 91 |
|                           |   |                |       |           |   |              |       |            |   |          |       | 201                      | H | Montana St.     | 57 63 |
|                           |   |                |       |           |   |              |       |            |   |          |       | 203                      | A | Eastern Wash.   | 41 58 |
|                           |   |                |       |           |   |              |       |            |   |          |       | 211                      | A | San Diego       | 59 72 |
|                           |   |                |       |           |   |              |       |            |   |          |       | 233                      | A | Montana         | 71 81 |
|                           |   |                |       |           |   |              |       |            |   |          |       | 233                      | H | Montana         | 65 74 |
|                           |   |                |       |           |   |              |       |            |   |          |       | 245                      | H | CSU Bakersfield | 45 46 |
|                           |   |                |       |           |   |              |       |            |   |          |       | 275                      | A | Grand Canyon    | 54 59 |
|                           |   |                |       |           |   |              |       |            |   |          |       | 277                      | A | Arizona         | 74 76 |
|                           |   |                |       |           |   |              |       |            |   |          |       | 289                      | H | Utah St.        | 70 67 |
|                           |   |                |       |           |   |              |       |            |   |          |       | 301                      | A | Utah Valley     | 61 69 |
|                           |   |                |       |           |   |              |       |            |   |          |       | 328                      | A | Northern Ariz.  | 60 57 |
| LAST 12 Division I GAMES: |   |                |       |           |   |              |       |            |   |          |       |                          |   |                 |       |
| 133                       | A | Weber St.      | 50 65 | 133       | H | Weber St.    | 64 77 |            |   |          |       |                          |   |                 |       |
| 201                       | H | Montana St.    | 57 63 | 160       | H | Idaho St.    | 76 70 |            |   |          |       |                          |   |                 |       |
| 233                       | H | Montana        | 65 74 | 233       | A | Montana      | 71 81 |            |   |          |       |                          |   |                 |       |
| 203                       | A | Eastern Wash.  | 41 58 | 201       | A | Montana St.  | 71 91 |            |   |          |       |                          |   |                 |       |
| 146                       | A | Idaho          | 51 74 | 277       | A | Arizona      | 74 76 |            |   |          |       |                          |   |                 |       |
| 328                       | A | Northern Ariz. | 60 57 | 275       | A | Grand Canyon | 54 59 |            |   |          |       |                          |   |                 |       |

Non-Div I Games:

Southern Utah



|                   |          |           |                |            |             |               |      |      |       |           |
|-------------------|----------|-----------|----------------|------------|-------------|---------------|------|------|-------|-----------|
| Average RPI Win:  | 231      | WON-LOST  | WINNING        | LAST 10    | STRENGTH OF | OPP. STRENGTH | TEAM | ADJ. | CONF. | ADJ CONF. |
| Average RPI Loss: | 122      | RECORD    | PCT. RANK      | GAMES      | SCHEDULE    | OF SCHEDULE   | RPI  | RPI  | RPI   | RPI       |
| DIV. I ONLY       | 7- 16    | 274       | 2- 8           | 94         | 198         | 234           | 234  | 13   | 13    |           |
| DIV. I NON-CONF.  | 5- 8     | 220       | 0- 2           | 93         | 240         | 194           | 194  | 10   | 10    |           |
| -----             |          |           |                |            |             |               |      |      |       |           |
| TOTALS            | RPI 1-25 | RPI 26-50 | W-L RECORDS    | RPI 51-100 | RPI 101-999 | RPI 201+      |      |      |       |           |
| 7- 16             | 0- 1     | 0- 1      | OVERALL        | 1- 6       | 6- 8        | 5- 3          |      |      |       |           |
| 5- 6              | 0- 1     | 0- 0      | HOME           | 1- 1       | 4- 4        | 4- 0          |      |      |       |           |
| 1- 10             | 0- 0     | 0- 1      | AWAY           | 0- 5       | 1- 4        | 0- 3          |      |      |       |           |
| 1- 0              | 0- 0     | 0- 0      | NEUTRAL        | 0- 0       | 1- 0        | 1- 0          |      |      |       |           |
| 5- 8              | 0- 1     | 0- 0      | NON-CONFERENCE | 1- 3       | 4- 4        | 3- 2          |      |      |       |           |
| 3- 3              | 0- 1     | 0- 0      | HOME           | 1- 1       | 2- 1        | 2- 0          |      |      |       |           |
| 1- 5              | 0- 0     | 0- 0      | AWAY           | 0- 2       | 1- 3        | 0- 2          |      |      |       |           |
| 1- 0              | 0- 0     | 0- 0      | NEUTRAL        | 0- 0       | 1- 0        | 1- 0          |      |      |       |           |
| 2- 8              | 0- 0     | 0- 1      | CONFERENCE     | 0- 3       | 2- 4        | 2- 1          |      |      |       |           |
| 2- 3              | 0- 0     | 0- 0      | HOME           | 0- 0       | 2- 3        | 2- 0          |      |      |       |           |
| 0- 5              | 0- 0     | 0- 1      | AWAY           | 0- 3       | 0- 1        | 0- 1          |      |      |       |           |
| 0- 0              | 0- 0     | 0- 0      | NEUTRAL        | 0- 0       | 0- 0        | 0- 0          |      |      |       |           |

| RPI 1-25                     |   |               |       | RPI 26-50 |   |                 |       | RPI 51-100 |   |               |       | RPI 101+ |   |                  |       | Team's RPI: 234 |
|------------------------------|---|---------------|-------|-----------|---|-----------------|-------|------------|---|---------------|-------|----------|---|------------------|-------|-----------------|
| RPI                          | S | Opponent      | Score | RPI       | S | Opponent        | Score | RPI        | S | Opponent      | Score | RPI      | S | Opponent         | Score |                 |
| 24                           | H | Buffalo       | 59 76 | 41        | A | Dayton          | 59 80 | 53         | A | Duquesne      | 59 73 | 107      | H | George Mason     | 63 76 |                 |
|                              |   |               |       |           |   |                 |       | 58         | H | Tol edo       | 39 58 | 119      | H | Del aware        | 52 53 |                 |
|                              |   |               |       |           |   |                 |       | 66         | A | Al bany (NY)  | 52 69 | 141      | A | Bucknel I        | 59 48 |                 |
|                              |   |               |       |           |   |                 |       | 68         | A | Fordham       | 48 72 | 151      | H | Davi dson        | 68 75 |                 |
|                              |   |               |       |           |   |                 |       | 80         | H | Penn St.      | 65 62 | 176      | H | Sai nt Joseph' s | 64 70 |                 |
|                              |   |               |       |           |   |                 |       | 83         | A | Navy          | 48 86 | 193      | A | Si ena           | 62 70 |                 |
|                              |   |               |       |           |   |                 |       | 91         | A | Sai nt Loui s | 55 78 | 204      | A | Hofstra          | 68 71 |                 |
|                              |   |               |       |           |   |                 |       |            |   |               |       | 213      | H | Eastern Mi ch.   | 70 51 |                 |
|                              |   |               |       |           |   |                 |       |            |   |               |       | 227      | H | Ni agara         | 76 58 |                 |
|                              |   |               |       |           |   |                 |       |            |   |               |       | 228      | A | La Salle         | 63 66 |                 |
|                              |   |               |       |           |   |                 |       |            |   |               |       | 290      | A | Can i si us      | 69 71 |                 |
|                              |   |               |       |           |   |                 |       |            |   |               |       | 294      | H | Massachusetts    | 69 59 |                 |
|                              |   |               |       |           |   |                 |       |            |   |               |       | 331      | H | Rhode Isl and    | 81 70 |                 |
|                              |   |               |       |           |   |                 |       |            |   |               |       | 332      | N | UMBC             | 63 54 |                 |
| -----                        |   |               |       |           |   |                 |       |            |   |               |       |          |   |                  |       |                 |
| LAST 12 Di vi si on I GAMES: |   |               |       |           |   |                 |       |            |   |               |       |          |   |                  |       |                 |
| 107                          | H | George Mason  | 63 76 | 41        | A | Dayton          | 59 80 | 294        | H | Massachusetts | 69 59 |          |   |                  |       |                 |
| 53                           | A | Duquesne      | 59 73 | 176       | H | Saint Joseph' s | 64 70 | 91         | A | Saint Loui s  | 55 78 |          |   |                  |       |                 |
| 68                           | A | Fordham       | 48 72 | 204       | A | Hofstra         | 68 71 | 66         | A | Al bany (NY)  | 52 69 |          |   |                  |       |                 |
| 151                          | H | Davi dson     | 68 75 |           |   |                 |       |            |   |               |       |          |   |                  |       |                 |
| 331                          | H | Rhode Isl and | 81 70 |           |   |                 |       |            |   |               |       |          |   |                  |       |                 |
| 228                          | A | La Salle      | 63 66 |           |   |                 |       |            |   |               |       |          |   |                  |       |                 |

Non-Di v I Games:

St. Bonaventure



|                   |          |           |                |            |             |               |      |      |       |           |
|-------------------|----------|-----------|----------------|------------|-------------|---------------|------|------|-------|-----------|
| Average RPI Win:  | 283      | WON-LOST  | WINNING        | LAST 10    | STRENGTH OF | OPP. STRENGTH | TEAM | ADJ. | CONF. | ADJ CONF. |
| Average RPI Loss: | 197      | RECORD    | PCT. RANK      | GAMES      | SCHEDULE    | OF SCHEDULE   | RPI  | RPI  | RPI   | RPI       |
| DIV. I ONLY       | 8- 12    | 231       | 4- 6           | 315        | 306         | 279           | 279  | 29   | 29    |           |
| DIV. I NON-CONF.  | 4- 7     | 226       | 1- 2           | 299        | 279         | 279           | 279  | 29   | 29    |           |
| -----             |          |           |                |            |             |               |      |      |       |           |
| TOTALS            | RPI 1-25 | RPI 26-50 | W-L RECORDS    | RPI 51-100 | RPI 101-999 | RPI 201+      |      |      |       |           |
| 8- 12             | 0- 0     | 0- 0      | OVERALL        | 0- 2       | 8- 10       | 7- 7          |      |      |       |           |
| 6- 2              | 0- 0     | 0- 0      | HOME           | 0- 0       | 6- 2        | 5- 2          |      |      |       |           |
| 2- 9              | 0- 0     | 0- 0      | AWAY           | 0- 2       | 2- 7        | 2- 4          |      |      |       |           |
| 0- 1              | 0- 0     | 0- 0      | NEUTRAL        | 0- 0       | 0- 1        | 0- 1          |      |      |       |           |
| 4- 7              | 0- 0     | 0- 0      | NON-CONFERENCE | 0- 2       | 4- 5        | 3- 4          |      |      |       |           |
| 3- 1              | 0- 0     | 0- 0      | HOME           | 0- 0       | 3- 1        | 2- 1          |      |      |       |           |
| 1- 5              | 0- 0     | 0- 0      | AWAY           | 0- 2       | 1- 3        | 1- 2          |      |      |       |           |
| 0- 1              | 0- 0     | 0- 0      | NEUTRAL        | 0- 0       | 0- 1        | 0- 1          |      |      |       |           |
| 4- 5              | 0- 0     | 0- 0      | CONFERENCE     | 0- 0       | 4- 5        | 4- 3          |      |      |       |           |
| 3- 1              | 0- 0     | 0- 0      | HOME           | 0- 0       | 3- 1        | 3- 1          |      |      |       |           |
| 1- 4              | 0- 0     | 0- 0      | AWAY           | 0- 0       | 1- 4        | 1- 2          |      |      |       |           |
| 0- 0              | 0- 0     | 0- 0      | NEUTRAL        | 0- 0       | 0- 0        | 0- 0          |      |      |       |           |

| RPI 1-25                  |   |          |       | RPI 26-50 |   |                     |       | RPI 51-100 |   |                    |       | RPI 101+ Team's RPI: 279 |   |                     |       |
|---------------------------|---|----------|-------|-----------|---|---------------------|-------|------------|---|--------------------|-------|--------------------------|---|---------------------|-------|
| RPI                       | S | Opponent | Score | RPI       | S | Opponent            | Score | RPI        | S | Opponent           | Score | RPI                      | S | Opponent            | Score |
|                           |   |          |       |           |   |                     |       | 60         | A | St. John's (NY)    | 49 73 | 145                      | A | Saint Francis (PA)  | 75 90 |
|                           |   |          |       |           |   |                     |       | 93         | A | Seton Hall         | 50 84 | 158                      | A | Robert Morris       | 36 59 |
|                           |   |          |       |           |   |                     |       |            |   |                    |       | 179                      | A | Fla. Atlantic       | 60 80 |
|                           |   |          |       |           |   |                     |       |            |   |                    |       | 188                      | H | Army West Point     | 73 52 |
|                           |   |          |       |           |   |                     |       |            |   |                    |       | 206                      | N | Norfolk St.         | 51 52 |
|                           |   |          |       |           |   |                     |       |            |   |                    |       | 220                      | H | Morehead St.        | 59 73 |
|                           |   |          |       |           |   |                     |       |            |   |                    |       | 240                      | H | Loyola Maryland     | 64 47 |
|                           |   |          |       |           |   |                     |       |            |   |                    |       | 244                      | A | Manhattan           | 54 57 |
|                           |   |          |       |           |   |                     |       |            |   |                    |       | 249                      | A | Howard              | 69 72 |
|                           |   |          |       |           |   |                     |       |            |   |                    |       | 260                      | H | Sacred Heart        | 63 48 |
|                           |   |          |       |           |   |                     |       |            |   |                    |       | 261                      | H | Mt. St. Mary's      | 82 73 |
|                           |   |          |       |           |   |                     |       |            |   |                    |       | 265                      | H | Fairleigh Dickinson | 62 70 |
|                           |   |          |       |           |   |                     |       |            |   |                    |       | 272                      | A | LIU Brooklyn        | 59 61 |
|                           |   |          |       |           |   |                     |       |            |   |                    |       | 274                      | A | Bryant              | 63 73 |
|                           |   |          |       |           |   |                     |       |            |   |                    |       | 311                      | A | Central Conn. St.   | 78 70 |
|                           |   |          |       |           |   |                     |       |            |   |                    |       | 326                      | H | Wagner              | 80 76 |
|                           |   |          |       |           |   |                     |       |            |   |                    |       | 338                      | H | Iona                | 72 63 |
|                           |   |          |       |           |   |                     |       |            |   |                    |       | 343                      | A | Saint Peter's       | 64 49 |
| -----                     |   |          |       |           |   |                     |       |            |   |                    |       |                          |   |                     |       |
| LAST 12 Division I GAMES: |   |          |       |           |   |                     |       |            |   |                    |       |                          |   |                     |       |
|                           |   |          |       | 260       | H | Sacred Heart        | 63 48 | 158        | A | Robert Morris      | 36 59 |                          |   |                     |       |
|                           |   |          |       | 265       | H | Fairleigh Dickinson | 62 70 | 145        | A | Saint Francis (PA) | 75 90 |                          |   |                     |       |
|                           |   |          |       | 274       | A | Bryant              | 63 73 | 272        | A | LIU Brooklyn       | 59 61 |                          |   |                     |       |
|                           |   |          |       | 311       | A | Central Conn. St.   | 78 70 | 220        | H | Morehead St.       | 59 73 |                          |   |                     |       |
|                           |   |          |       | 326       | H | Wagner              | 80 76 | 338        | H | Iona               | 72 63 |                          |   |                     |       |
|                           |   |          |       | 261       | H | Mt. St. Mary's      | 82 73 | 249        | A | Howard             | 69 72 |                          |   |                     |       |

Non-Div I Games:

St. Francis Brooklyn



|                   |          |           |                |            |             |               |      |      |       |           |
|-------------------|----------|-----------|----------------|------------|-------------|---------------|------|------|-------|-----------|
| Average RPI Win:  | 113      | WON-LOST  | WINNING        | LAST 10    | STRENGTH OF | OPP. STRENGTH | TEAM | ADJ. | CONF. | ADJ CONF. |
| Average RPI Loss: | 69       | RECORD    | PCT. RANK      | GAMES      | SCHEDULE    | OF SCHEDULE   | RPI  | RPI  | RPI   | RPI       |
| DIV. I ONLY       | 12- 10   | 144       | 0- 3           | 15         | 49          | 60            | 60   | 6    | 6     |           |
| DIV. I NON-CONF.  | 7- 4     | 102       | 0- 1           | 4          | 95          | 27            | 27   | 5    | 5     |           |
| -----             |          |           |                |            |             |               |      |      |       |           |
| TOTALS            | RPI 1-25 | RPI 26-50 | W-L RECORDS    | RPI 51-100 | RPI 101-999 | RPI 201+      |      |      |       |           |
| 12- 10            | 1- 4     | 1- 2      | OVERALL        | 4- 2       | 6- 2        | 1- 0          |      |      |       |           |
| 7- 3              | 1- 1     | 1- 0      | HOME           | 1- 1       | 4- 1        | 1- 0          |      |      |       |           |
| 4- 5              | 0- 2     | 0- 1      | AWAY           | 3- 1       | 1- 1        | 0- 0          |      |      |       |           |
| 1- 2              | 0- 1     | 0- 1      | NEUTRAL        | 0- 0       | 1- 0        | 0- 0          |      |      |       |           |
| 7- 4              | 0- 2     | 0- 1      | NON-CONFERENCE | 3- 1       | 4- 0        | 1- 0          |      |      |       |           |
| 4- 2              | 0- 1     | 0- 0      | HOME           | 1- 1       | 3- 0        | 1- 0          |      |      |       |           |
| 2- 0              | 0- 0     | 0- 0      | AWAY           | 2- 0       | 0- 0        | 0- 0          |      |      |       |           |
| 1- 2              | 0- 1     | 0- 1      | NEUTRAL        | 0- 0       | 1- 0        | 0- 0          |      |      |       |           |
| 5- 6              | 1- 2     | 1- 1      | CONFERENCE     | 1- 1       | 2- 2        | 0- 0          |      |      |       |           |
| 3- 1              | 1- 0     | 1- 0      | HOME           | 0- 0       | 1- 1        | 0- 0          |      |      |       |           |
| 2- 5              | 0- 2     | 0- 1      | AWAY           | 1- 1       | 1- 1        | 0- 0          |      |      |       |           |
| 0- 0              | 0- 0     | 0- 0      | NEUTRAL        | 0- 0       | 0- 0        | 0- 0          |      |      |       |           |

| RPI 1-25                  |   |                |       | RPI 26-50 |   |            |       | RPI 51-100 |   |               |       | RPI 101+ |   |                      |       |
|---------------------------|---|----------------|-------|-----------|---|------------|-------|------------|---|---------------|-------|----------|---|----------------------|-------|
| RPI                       | S | Opponent       | Score | RPI       | S | Opponent   | Score | RPI        | S | Opponent      | Score | RPI      | S | Opponent             | Score |
| 19                        | N | South Carolina | 58 76 | 29        | N | South Fla. | 59 68 | 61         | A | Miami (FL)    | 74 64 | 111      | N | Western Mich.        | 76 48 |
| 21                        | A | Marquette      | 72 74 | 45        | A | Creighton  | 39 53 | 66         | A | Albany (NY)   | 71 66 | 124      | H | Georgetown           | 64 41 |
| 22                        | H | Villanova      | 70 64 | 45        | H | Creighton  | 72 65 | 68         | H | Fordham       | 64 67 | 134      | H | Kansas               | 65 53 |
| 23                        | A | DePaul         | 67 76 |           |   |            |       | 88         | A | Butler        | 73 55 | 137      | H | William & Mary       | 92 81 |
| 24                        | H | Buffalo        | 72 73 |           |   |            |       | 90         | H | James Madison | 81 64 | 186      | A | Providence           | 68 70 |
|                           |   |                |       |           |   |            |       | 93         | A | Seton Hall    | 57 62 | 186      | H | Providence           | 44 49 |
|                           |   |                |       |           |   |            |       |            |   |               |       | 197      | A | Xavier               | 67 63 |
|                           |   |                |       |           |   |            |       |            |   |               |       | 279      | H | St. Francis Brooklyn | 73 49 |
| -----                     |   |                |       |           |   |            |       |            |   |               |       |          |   |                      |       |
| Team's RPI: 60            |   |                |       |           |   |            |       |            |   |               |       |          |   |                      |       |
| LAST 12 Division I GAMES: |   |                |       |           |   |            |       |            |   |               |       |          |   |                      |       |
|                           |   |                |       | 29        | N | South Fla. | 59 68 | 88         | A | Butler        | 73 55 |          |   |                      |       |
|                           |   |                |       | 186       | A | Providence | 68 70 | 197        | A | Xavier        | 67 63 |          |   |                      |       |
|                           |   |                |       | 45        | A | Creighton  | 39 53 | 45         | H | Creighton     | 72 65 |          |   |                      |       |
|                           |   |                |       | 93        | A | Seton Hall | 57 62 | 186        | H | Providence    | 44 49 |          |   |                      |       |
|                           |   |                |       | 22        | H | Villanova  | 70 64 | 23         | A | DePaul        | 67 76 |          |   |                      |       |
|                           |   |                |       | 124       | H | Georgetown | 64 41 | 21         | A | Marquette     | 72 74 |          |   |                      |       |

Non-Div I Games:

St. John's (NY)



|                   |          |           |                |            |             |               |      |      |       |           |
|-------------------|----------|-----------|----------------|------------|-------------|---------------|------|------|-------|-----------|
| Average RPI Win:  | 133      | WON-LOST  | WINNING        | LAST 10    | STRENGTH OF | OPP. STRENGTH | TEAM | ADJ. | CONF. | ADJ CONF. |
| Average RPI Loss: | 23       | RECORD    | PCT. RANK      | GAMES      | SCHEDULE    | OF SCHEDULE   | RPI  | RPI  | RPI   | RPI       |
| DIV. I ONLY       | 14- 8    | 95        | 8- 2           | 7          | 12          | 25            | 25   | 4    | 4     |           |
| DIV. I NON-CONF.  | 6- 6     | 170       | 0- 2           | 5          | 14          | 44            | 44   | 3    | 3     |           |
| -----             |          |           |                |            |             |               |      |      |       |           |
| TOTALS            | RPI 1-25 | RPI 26-50 | W-L RECORDS    | RPI 51-100 | RPI 101-999 | RPI 201+      |      |      |       |           |
| 14- 8             | 1- 6     | 3- 1      | OVERALL        | 2- 0       | 8- 1        | 4- 0          |      |      |       |           |
| 9- 2              | 1- 1     | 2- 0      | HOME           | 1- 0       | 5- 1        | 3- 0          |      |      |       |           |
| 3- 4              | 0- 3     | 1- 1      | AWAY           | 0- 0       | 2- 0        | 1- 0          |      |      |       |           |
| 2- 2              | 0- 2     | 0- 0      | NEUTRAL        | 1- 0       | 1- 0        | 0- 0          |      |      |       |           |
| 6- 6              | 0- 5     | 0- 0      | NON-CONFERENCE | 1- 0       | 5- 1        | 2- 0          |      |      |       |           |
| 3- 2              | 0- 1     | 0- 0      | HOME           | 0- 0       | 3- 1        | 2- 0          |      |      |       |           |
| 1- 2              | 0- 2     | 0- 0      | AWAY           | 0- 0       | 1- 0        | 0- 0          |      |      |       |           |
| 2- 2              | 0- 2     | 0- 0      | NEUTRAL        | 1- 0       | 1- 0        | 0- 0          |      |      |       |           |
| 8- 2              | 1- 1     | 3- 1      | CONFERENCE     | 1- 0       | 3- 0        | 2- 0          |      |      |       |           |
| 6- 0              | 1- 0     | 2- 0      | HOME           | 1- 0       | 2- 0        | 1- 0          |      |      |       |           |
| 2- 2              | 0- 1     | 1- 1      | AWAY           | 0- 0       | 1- 0        | 1- 0          |      |      |       |           |
| 0- 0              | 0- 0     | 0- 0      | NEUTRAL        | 0- 0       | 0- 0        | 0- 0          |      |      |       |           |

| RPI                       | S | Opponent               | Score | RPI | S | Opponent               | Score | RPI | S | Opponent       | Score | RPI | S | Opponent          | Score |
|---------------------------|---|------------------------|-------|-----|---|------------------------|-------|-----|---|----------------|-------|-----|---|-------------------|-------|
| 1                         | N | UConn                  | 53 78 | 28  | A | Arizona St.            | 66 73 | 76  | N | Belmont        | 74 53 | 104 | H | UNLV              | 74 33 |
| 6                         | A | Ohio St.               | 64 85 | 28  | H | Arizona St.            | 74 50 | 78  | H | Washington St. | 70 57 | 116 | H | Western Ill.      | 64 71 |
| 6                         | N | Ohio St.               | 82 94 | 48  | A | Southern Cal i forni a | 59 55 |     |   |                |       | 125 | N | Kent St.          | 79 54 |
| 8                         | A | Baylor                 | 57 81 | 48  | H | Southern Cal i forni a | 72 65 |     |   |                |       | 142 | H | Washing ton       | 71 45 |
| 9                         | H | Tennessee              | 71 83 |     |   |                        |       |     |   |                |       | 164 | A | San Franci sco    | 86 66 |
| 10                        | A | UCLA                   | 53 64 |     |   |                        |       |     |   |                |       | 242 | H | UC Ri versi de    | 53 43 |
| 10                        | H | UCLA                   | 76 65 |     |   |                        |       |     |   |                |       | 245 | H | CSU Bakersfi el d | 57 34 |
|                           |   |                        |       |     |   |                        |       |     |   |                |       | 277 | A | Ari zona          | 61 46 |
|                           |   |                        |       |     |   |                        |       |     |   |                |       | 277 | H | Ari zona          | 79 42 |
| -----                     |   |                        |       |     |   |                        |       |     |   |                |       |     |   |                   |       |
| LAST 12 Division I GAMES: |   |                        |       |     |   |                        |       |     |   |                |       |     |   |                   |       |
| 277                       | H | Ari zona               | 79 42 | 28  | A | Ari zona St.           | 66 73 | 277 | A | Ari zona       | 61 46 |     |   |                   |       |
| 28                        | H | Arizona St.            | 74 50 | 48  | H | Southern Cal i forni a | 72 65 | 10  | H | UCLA           | 76 65 |     |   |                   |       |
| 10                        | A | UCLA                   | 53 64 | 9   | H | Tennessee              | 71 83 | 116 | H | Western Ill.   | 64 71 |     |   |                   |       |
| 48                        | A | Southern Cal i forni a | 59 55 |     |   |                        |       |     |   |                |       |     |   |                   |       |
| 142                       | H | Washing ton            | 71 45 |     |   |                        |       |     |   |                |       |     |   |                   |       |
| 78                        | H | Washington St.         | 70 57 |     |   |                        |       |     |   |                |       |     |   |                   |       |

Non-Div I Games:

Stanford



Average RPI Win: 226  
Average RPI Loss: 116

WON-LOST  
RECORD

WINNING  
PCT. RANK

LAST 10  
GAMES

STRENGTH OF  
SCHEDULE

OPP. STRENGTH  
OF SCHEDULE

TEAM  
RPI

ADJ.  
RPI

CONF.  
RPI

ADJ CONF.  
RPI

|                  |          |           |                |            |             |          |     |    |    |
|------------------|----------|-----------|----------------|------------|-------------|----------|-----|----|----|
| DIV. I ONLY      | 11- 10   | 158       | 6- 4           | 189        | 149         | 169      | 169 | 22 | 22 |
| DIV. I NON-CONF. | 7- 7     | 170       | 3- 2           | 121        | 92          | 145      | 145 | 21 | 21 |
| <hr/>            |          |           |                |            |             |          |     |    |    |
| TOTALS           | RPI 1-25 | RPI 26-50 | W-L RECORDS    | RPI 51-100 | RPI 101-999 | RPI 201+ |     |    |    |
| 11- 10           | 0- 2     | 0- 2      | OVERALL        | 1- 0       | 10- 6       | 7- 2     |     |    |    |
| 7- 1             | 0- 0     | 0- 0      | HOME           | 1- 0       | 6- 1        | 5- 0     |     |    |    |
| 2- 5             | 0- 2     | 0- 1      | AWAY           | 0- 0       | 2- 2        | 1- 1     |     |    |    |
| 2- 4             | 0- 0     | 0- 1      | NEUTRAL        | 0- 0       | 2- 3        | 1- 1     |     |    |    |
| 7- 7             | 0- 2     | 0- 1      | NON-CONFERENCE | 1- 0       | 6- 4        | 3- 1     |     |    |    |
| 4- 1             | 0- 0     | 0- 0      | HOME           | 1- 0       | 3- 1        | 2- 0     |     |    |    |
| 1- 2             | 0- 2     | 0- 0      | AWAY           | 0- 0       | 1- 0        | 0- 0     |     |    |    |
| 2- 4             | 0- 0     | 0- 1      | NEUTRAL        | 0- 0       | 2- 3        | 1- 1     |     |    |    |
| 4- 3             | 0- 0     | 0- 1      | CONFERENCE     | 0- 0       | 4- 2        | 4- 1     |     |    |    |
| 3- 0             | 0- 0     | 0- 0      | HOME           | 0- 0       | 3- 0        | 3- 0     |     |    |    |
| 1- 3             | 0- 0     | 0- 1      | AWAY           | 0- 0       | 1- 2        | 1- 1     |     |    |    |
| 0- 0             | 0- 0     | 0- 0      | NEUTRAL        | 0- 0       | 0- 0        | 0- 0     |     |    |    |

| RPI 1-25                  |   |               |       | RPI 26-50 |   |             |       | RPI 51-100 |   |              |       | RPI 101+ Team's RPI: 169 |   |               |       |
|---------------------------|---|---------------|-------|-----------|---|-------------|-------|------------|---|--------------|-------|--------------------------|---|---------------|-------|
| RPI                       | S | Opponent      | Score | RPI       | S | Opponent    | Score | RPI        | S | Opponent     | Score | RPI                      | S | Opponent      | Score |
| 7                         | A | Florida St.   | 39 84 | 42        | A | FGCU        | 40 80 | 94         | H | Chattanooga  | 78 67 | 101                      | N | Wright St.    | 59 64 |
| 11                        | A | Texas         | 59 95 | 46        | N | Western Ky. | 58 66 |            |   |              |       | 108                      | A | Jacksonville  | 63 73 |
|                           |   |               |       |           |   |             |       |            |   |              |       | 131                      | H | High Point    | 64 69 |
|                           |   |               |       |           |   |             |       |            |   |              |       | 149                      | H | Texas St.     | 61 54 |
|                           |   |               |       |           |   |             |       |            |   |              |       | 150                      | A | SIUE          | 65 61 |
|                           |   |               |       |           |   |             |       |            |   |              |       | 172                      | N | Florida       | 85 71 |
|                           |   |               |       |           |   |             |       |            |   |              |       | 186                      | N | Providence    | 45 56 |
|                           |   |               |       |           |   |             |       |            |   |              |       | 217                      | H | Richmond      | 72 67 |
|                           |   |               |       |           |   |             |       |            |   |              |       | 230                      | H | North Florida | 68 55 |
|                           |   |               |       |           |   |             |       |            |   |              |       | 250                      | N | UMKC          | 50 67 |
|                           |   |               |       |           |   |             |       |            |   |              |       | 251                      | A | Lipscomb      | 59 55 |
|                           |   |               |       |           |   |             |       |            |   |              |       | 257                      | H | Northern Ky.  | 67 56 |
|                           |   |               |       |           |   |             |       |            |   |              |       | 280                      | A | Kennesaw St.  | 49 66 |
|                           |   |               |       |           |   |             |       |            |   |              |       | 313                      | H | USC Upstate   | 62 61 |
|                           |   |               |       |           |   |             |       |            |   |              |       | 314                      | N | Delaware St.  | 58 43 |
|                           |   |               |       |           |   |             |       |            |   |              |       | 344                      | H | NJIT          | 73 55 |
| <hr/>                     |   |               |       |           |   |             |       |            |   |              |       |                          |   |               |       |
| LAST 12 Division I GAMES: |   |               |       |           |   |             |       |            |   |              |       |                          |   |               |       |
| 108                       | A | Jacksonville  | 63 73 | 42        | A | FGCU        | 40 80 | 314        | N | Delaware St. | 58 43 | 250                      | N | UMKC          | 50 67 |
| 230                       | H | North Florida | 68 55 |           |   |             |       | 149        | H | Texas St.    | 61 54 | 217                      | H | Richmond      | 72 67 |
| 280                       | A | Kennesaw St.  | 49 66 |           |   |             |       | 46         | N | Western Ky.  | 58 66 |                          |   |               |       |
| 251                       | A | Lipscomb      | 59 55 |           |   |             |       |            |   |              |       |                          |   |               |       |
| 344                       | H | NJIT          | 73 55 |           |   |             |       |            |   |              |       |                          |   |               |       |
| 313                       | H | USC Upstate   | 62 61 |           |   |             |       |            |   |              |       |                          |   |               |       |

Non-Div I Games: Thomas (GA) 92 41 Webber Int'l 67 30

Stetson

Loss, Non-Conf, S Site, H Home A Away N Neutral



|                   |          |           |                |            |             |               |      |      |       |           |
|-------------------|----------|-----------|----------------|------------|-------------|---------------|------|------|-------|-----------|
| Average RPI Win:  | 285      | WON-LOST  | WINNING        | LAST 10    | STRENGTH OF | OPP. STRENGTH | TEAM | ADJ. | CONF. | ADJ CONF. |
| Average RPI Loss: | 121      | RECORD    | PCT. RANK      | GAMES      | SCHEDULE    | OF SCHEDULE   | RPI  | RPI  | RPI   | RPI       |
| DIV. I ONLY       | 11- 10   | 158       | 4- 6           | 293        | 242         | 226           | 226  | 20   | 20    |           |
| DIV. I NON-CONF.  | 7- 5     | 132       | 2- 1           | 336        | 230         | 228           | 228  | 24   | 24    |           |
| -----             |          |           |                |            |             |               |      |      |       |           |
| TOTALS            | RPI 1-25 | RPI 26-50 | W-L RECORDS    | RPI 51-100 | RPI 101-999 | RPI 201+      |      |      |       |           |
| 11- 10            | 0- 0     | 0- 1      | OVERALL        | 0- 4       | 11- 5       | 10- 1         |      |      |       |           |
| 6- 4              | 0- 0     | 0- 0      | HOME           | 0- 1       | 6- 3        | 6- 0          |      |      |       |           |
| 5- 6              | 0- 0     | 0- 1      | AWAY           | 0- 3       | 5- 2        | 4- 1          |      |      |       |           |
| 0- 0              | 0- 0     | 0- 0      | NEUTRAL        | 0- 0       | 0- 0        | 0- 0          |      |      |       |           |
| 7- 5              | 0- 0     | 0- 1      | NON-CONFERENCE | 0- 1       | 7- 3        | 7- 1          |      |      |       |           |
| 4- 1              | 0- 0     | 0- 0      | HOME           | 0- 0       | 4- 1        | 4- 0          |      |      |       |           |
| 3- 4              | 0- 0     | 0- 1      | AWAY           | 0- 1       | 3- 2        | 3- 1          |      |      |       |           |
| 0- 0              | 0- 0     | 0- 0      | NEUTRAL        | 0- 0       | 0- 0        | 0- 0          |      |      |       |           |
| 4- 5              | 0- 0     | 0- 0      | CONFERENCE     | 0- 3       | 4- 2        | 3- 0          |      |      |       |           |
| 2- 3              | 0- 0     | 0- 0      | HOME           | 0- 1       | 2- 2        | 2- 0          |      |      |       |           |
| 2- 2              | 0- 0     | 0- 0      | AWAY           | 0- 2       | 2- 0        | 1- 0          |      |      |       |           |
| 0- 0              | 0- 0     | 0- 0      | NEUTRAL        | 0- 0       | 0- 0        | 0- 0          |      |      |       |           |

| RPI 1-25                  |   |          |       | RPI 26-50 |   |               |       | RPI 51-100 |   |                   |       | RPI 101+ |   |                     |       | Team's RPI: 226 |
|---------------------------|---|----------|-------|-----------|---|---------------|-------|------------|---|-------------------|-------|----------|---|---------------------|-------|-----------------|
| RPI                       | S | Opponent | Score | RPI       | S | Opponent      | Score | RPI        | S | Opponent          | Score | RPI      | S | Opponent            | Score |                 |
|                           |   |          |       | 35        | A | Syracuse      | 70 81 | 66         | A | Albany (NY)       | 58 64 | 117      | H | Yale                | 71 77 |                 |
|                           |   |          |       |           |   |               |       | 66         | H | Albany (NY)       | 68 72 | 138      | H | Hartford            | 68 75 |                 |
|                           |   |          |       |           |   |               |       | 70         | A | Harvard           | 53 60 | 157      | A | Binghamton          | 67 59 |                 |
|                           |   |          |       |           |   |               |       | 86         | A | Maine             | 56 64 | 177      | A | Northwestern        | 36 68 |                 |
|                           |   |          |       |           |   |               |       |            |   |                   |       | 181      | H | New Hampshire       | 50 51 |                 |
|                           |   |          |       |           |   |               |       |            |   |                   |       | 204      | A | Hofstra             | 73 49 |                 |
|                           |   |          |       |           |   |               |       |            |   |                   |       | 244      | H | Manhattan           | 74 59 |                 |
|                           |   |          |       |           |   |               |       |            |   |                   |       | 265      | A | Fairleigh Dickinson | 56 51 |                 |
|                           |   |          |       |           |   |               |       |            |   |                   |       | 276      | A | Cornell             | 40 48 |                 |
|                           |   |          |       |           |   |               |       |            |   |                   |       | 292      | H | Vermont             | 80 57 |                 |
|                           |   |          |       |           |   |               |       |            |   |                   |       | 311      | H | Central Conn. St.   | 60 55 |                 |
|                           |   |          |       |           |   |               |       |            |   |                   |       | 321      | A | Ga. Southern        | 68 49 |                 |
|                           |   |          |       |           |   |               |       |            |   |                   |       | 326      | H | Wagner              | 69 50 |                 |
|                           |   |          |       |           |   |               |       |            |   |                   |       | 332      | A | UMBC                | 69 44 |                 |
|                           |   |          |       |           |   |               |       |            |   |                   |       | 338      | H | Iona                | 63 46 |                 |
|                           |   |          |       |           |   |               |       |            |   |                   |       | 348      | H | UMass Lowell        | 59 50 |                 |
| -----                     |   |          |       |           |   |               |       |            |   |                   |       |          |   |                     |       |                 |
| LAST 12 Division I GAMES: |   |          |       |           |   |               |       |            |   |                   |       |          |   |                     |       |                 |
|                           |   |          |       | 332       | A | UMBC          | 69 44 | 66         | H | Albany (NY)       | 68 72 |          |   |                     |       |                 |
|                           |   |          |       | 66        | A | Albany (NY)   | 58 64 | 138        | H | Hartford          | 68 75 |          |   |                     |       |                 |
|                           |   |          |       | 348       | H | UMass Lowell  | 59 50 | 86         | A | Maine             | 56 64 |          |   |                     |       |                 |
|                           |   |          |       | 181       | H | New Hampshire | 50 51 | 70         | A | Harvard           | 53 60 |          |   |                     |       |                 |
|                           |   |          |       | 157       | A | Binghamton    | 67 59 | 321        | A | Ga. Southern      | 68 49 |          |   |                     |       |                 |
|                           |   |          |       | 292       | H | Vermont       | 80 57 | 311        | H | Central Conn. St. | 60 55 |          |   |                     |       |                 |

Non-Div I Games: Farmingdale St. 76 25

Stony Brook



|                   |          |           |                |            |             |               |      |      |       |           |
|-------------------|----------|-----------|----------------|------------|-------------|---------------|------|------|-------|-----------|
| Average RPI Win:  | 164      | WON-LOST  | WINNING        | LAST 10    | STRENGTH OF | OPP. STRENGTH | TEAM | ADJ. | CONF. | ADJ CONF. |
| Average RPI Loss: | 29       | RECORD    | PCT. RANK      | GAMES      | SCHEDULE    | OF SCHEDULE   | RPI  | RPI  | RPI   | RPI       |
| DIV. I ONLY       | 17- 6    | 52        | 5- 5           | 61         | 27          | 35            | 35   | 1    | 1     |           |
| DIV. I NON-CONF.  | 12- 1    | 6         | 1- 1           | 161        | 103         | 29            | 29   | 1    | 1     |           |
| -----             |          |           |                |            |             |               |      |      |       |           |
| TOTALS            | RPI 1-25 | RPI 26-50 | W-L RECORDS    | RPI 51-100 | RPI 101-999 | RPI 201+      |      |      |       |           |
| 17- 6             | 1- 3     | 1- 1      | OVERALL        | 1- 2       | 14- 0       | 5- 0          |      |      |       |           |
| 11- 1             | 1- 0     | 1- 0      | HOME           | 1- 1       | 8- 0        | 4- 0          |      |      |       |           |
| 3- 4              | 0- 2     | 0- 1      | AWAY           | 0- 1       | 3- 0        | 0- 0          |      |      |       |           |
| 3- 1              | 0- 1     | 0- 0      | NEUTRAL        | 0- 0       | 3- 0        | 1- 0          |      |      |       |           |
| 12- 1             | 0- 1     | 1- 0      | NON-CONFERENCE | 0- 0       | 11- 0       | 5- 0          |      |      |       |           |
| 7- 0              | 0- 0     | 1- 0      | HOME           | 0- 0       | 6- 0        | 4- 0          |      |      |       |           |
| 2- 0              | 0- 0     | 0- 0      | AWAY           | 0- 0       | 2- 0        | 0- 0          |      |      |       |           |
| 3- 1              | 0- 1     | 0- 0      | NEUTRAL        | 0- 0       | 3- 0        | 1- 0          |      |      |       |           |
| 5- 5              | 1- 2     | 0- 1      | CONFERENCE     | 1- 2       | 3- 0        | 0- 0          |      |      |       |           |
| 4- 1              | 1- 0     | 0- 0      | HOME           | 1- 1       | 2- 0        | 0- 0          |      |      |       |           |
| 1- 4              | 0- 2     | 0- 1      | AWAY           | 0- 1       | 1- 0        | 0- 0          |      |      |       |           |
| 0- 0              | 0- 0     | 0- 0      | NEUTRAL        | 0- 0       | 0- 0        | 0- 0          |      |      |       |           |

| RPI 1-25                  |   |                  |       | RPI 26-50 |   |               |       | Team's RPI: 35 |   |                    |       | RPI 51-100 |   |                    |       | RPI 101+ |   |          |       |
|---------------------------|---|------------------|-------|-----------|---|---------------|-------|----------------|---|--------------------|-------|------------|---|--------------------|-------|----------|---|----------|-------|
| RPI                       | S | Opponent         | Score | RPI       | S | Opponent      | Score | RPI            | S | Opponent           | Score | RPI        | S | Opponent           | Score | RPI      | S | Opponent | Score |
| 2                         | A | Notre Dame       | 72 87 | 31        | A | Vi rgi ni a   | 63 68 | 61             | A | Mi ami (FL)        | 67 72 | 104        | A | UNLV               | 69 55 |          |   |          |       |
| 3                         | N | Mississippi St.  | 65 76 | 47        | H | Drexel        | 72 62 | 64             | H | Vi rgi ni a Tech   | 64 73 | 114        | A | George Washi ngton | 74 62 |          |   |          |       |
| 7                         | H | Florida St.      | 76 69 |           |   |               |       | 74             | H | Georgi a Tech      | 88 77 | 118        | N | Vanderbil t        | 84 78 |          |   |          |       |
| 13                        | A | NC State         | 56 60 |           |   |               |       |                |   |                    |       | 135        | H | Clemson            | 86 51 |          |   |          |       |
|                           |   |                  |       |           |   |               |       |                |   |                    |       | 138        | H | Hartford           | 75 63 |          |   |          |       |
|                           |   |                  |       |           |   |               |       |                |   |                    |       | 140        | H | Pi ttsburgh        | 70 52 |          |   |          |       |
|                           |   |                  |       |           |   |               |       |                |   |                    |       | 177        | H | Northwestern       | 81 74 |          |   |          |       |
|                           |   |                  |       |           |   |               |       |                |   |                    |       | 180        | N | Wi sconsi n        | 77 74 |          |   |          |       |
|                           |   |                  |       |           |   |               |       |                |   |                    |       | 198        | A | Boston Col lege    | 75 57 |          |   |          |       |
|                           |   |                  |       |           |   |               |       |                |   |                    |       | 226        | H | Stony Brook        | 81 70 |          |   |          |       |
|                           |   |                  |       |           |   |               |       |                |   |                    |       | 269        | H | Col gate           | 79 39 |          |   |          |       |
|                           |   |                  |       |           |   |               |       |                |   |                    |       | 273        | N | Coastal Caro.      | 69 57 |          |   |          |       |
|                           |   |                  |       |           |   |               |       |                |   |                    |       | 285        | H | Morgan St.         | 95 68 |          |   |          |       |
|                           |   |                  |       |           |   |               |       |                |   |                    |       | 306        | H | UMES               | 68 45 |          |   |          |       |
| LAST 12 Division I GAMES: |   |                  |       |           |   |               |       |                |   |                    |       |            |   |                    |       |          |   |          |       |
| 64                        | H | Vi rgi ni a Tech | 64 73 | 7         | H | Fl ori da St. | 76 69 | 74             | H | Georgi a Tech      | 88 77 | 31         | A | Vi rgi ni a        | 63 68 |          |   |          |       |
| 198                       | A | Boston Col lege  | 75 57 | 31        | A | Notre Dame    | 72 87 | 2              | A | UNLV               | 69 55 | 104        | A | Missi ssi ppi St.  | 65 76 |          |   |          |       |
| 135                       | H | Clemson          | 86 51 | 61        | A | Mi ami (FL)   | 67 72 | 104            | A | UNLV               | 69 55 |            |   |                    |       |          |   |          |       |
| 140                       | H | Pi ttsburgh      | 70 52 | 13        | A | NC State      | 56 60 | 3              | N | Mi ssi ssi ppi St. | 65 76 |            |   |                    |       |          |   |          |       |

Non-Div I Games:

Syracuse



TCUTCU

TCU



Average RPI Win: 228

Average RPI Loss: 69

WON-LOST  
RECORDWINNING  
PCT. RANKLAST 10  
GAMESSTRENGTH OF  
SCHEDULEOPP. STRENGTH  
OF SCHEDULETEAM  
RPIADJ.  
RPICONF.  
RPIADJ CONF.  
RPIDIV. I ONLY  
DIV. I NON-CONF.9- 12  
8- 5219  
1111- 9  
1- 378  
19974  
104183  
186183  
1868  
78  
7

TOTALS

RPI 1-25

RPI 26-50

W-L RECORDS

RPI 51-100

RPI 101-999

RPI 201+

9- 12

0- 4

0- 4

OVERALL

1- 0

8- 4

6- 1

7- 8

0- 4

0- 2

HOME

1- 0

6- 2

4- 0

2- 4

0- 0

0- 0

AWAY

0- 0

2- 0

2- 0

0- 0

0- 0

0- 0

NEUTRAL

0- 0

0- 0

0- 0

8- 5

0- 3

0- 0

NON-CONFERENCE

1- 0

7- 2

5- 0

6- 5

0- 3

0- 0

HOME

1- 0

5- 2

3- 0

2- 0

0- 0

0- 0

AWAY

0- 0

2- 0

2- 0

0- 0

0- 0

0- 0

NEUTRAL

0- 0

0- 0

0- 0

1- 7

0- 1

0- 4

CONFERENCE

0- 0

1- 2

1- 1

1- 3

0- 1

0- 2

HOME

0- 0

1- 0

1- 0

0- 4

0- 0

0- 2

AWAY

0- 0

0- 2

0- 1

0- 0

0- 0

0- 0

NEUTRAL

0- 0

0- 0

0- 0

RPI 1-25

RPI 26-50

RPI 51-100

RPI 101+

Team's RPI: 183

| RPI | S | Opponent       | Score  |
|-----|---|----------------|--------|
| 1   | H | UConn          | 57 113 |
| 18  | H | Rutgers        | 67 84  |
| 19  | H | South Carolina | 60 87  |
| 22  | H | Villanova      | 65 69  |

| RPI | S | Opponent   | Score |
|-----|---|------------|-------|
| 29  | A | South Fla. | 60 76 |
| 29  | H | South Fla. | 73 89 |
| 43  | A | UCF        | 46 76 |
| 49  | H | Houston    | 75 99 |

| RPI | S | Opponent | Score |
|-----|---|----------|-------|
| 70  | H | Harvard  | 86 64 |

| RPI | S | Opponent       | Score |
|-----|---|----------------|-------|
| 113 | H | Penn           | 59 74 |
| 120 | H | Ole Miss       | 48 64 |
| 167 | A | Cincinnati     | 72 80 |
| 176 | H | Saint Joseph's | 69 66 |
| 182 | H | Marist         | 83 77 |
| 205 | H | Hampton        | 65 56 |
| 215 | A | SMU            | 56 60 |
| 215 | H | SMU            | 55 52 |
| 228 | A | La Salle       | 69 52 |
| 314 | H | Delaware St.   | 96 72 |
| 326 | H | Wagner         | 70 36 |
| 338 | A | Lona           | 59 54 |

LAST 12 Division I GAMES:

|     |   |            |        |     |   |                |       |
|-----|---|------------|--------|-----|---|----------------|-------|
| 215 | A | SMU        | 56 60  | 29  | H | South Fla.     | 73 89 |
| 29  | A | South Fla. | 60 76  | 215 | H | SMU            | 55 52 |
| 113 | H | Penn       | 59 74  | 43  | A | UCF            | 46 76 |
| 1   | H | UConn      | 57 113 | 19  | H | South Carolina | 60 87 |
| 49  | H | Houston    | 75 99  | 182 | H | Marist         | 83 77 |
| 167 | A | Cincinnati | 72 80  | 22  | H | Villanova      | 65 69 |

Non-Div I Games:

Temple



| Average RPI      | Win: 111 | WON-LOST RECORD | WINNING PCT. RANK | LAST 10 GAMES | STRENGTH OF SCHEDULE | OPP. STRENGTH OF SCHEDULE | TEAM RPI | ADJ. RPI | CONF. RPI | ADJ. CONF. RPI |
|------------------|----------|-----------------|-------------------|---------------|----------------------|---------------------------|----------|----------|-----------|----------------|
| Average RPI      | Loss: 11 |                 |                   |               |                      |                           |          |          |           |                |
| DIV. I ONLY      | 18- 4    | 18              | 6- 4              | 13            | 9                    | 9                         | 9        | 2        | 2         |                |
| DIV. I NON-CONF. | 12- 1    | 6               | 2- 1              | 31            | 30                   | 4                         | 4        | 2        | 2         |                |
| -----            |          |                 |                   |               |                      |                           |          |          |           |                |
| TOTALS           | RPI 1-25 | RPI 26-50       | W-L RECORDS       | RPI 51-100    | RPI 101-999          | RPI 201+                  |          |          |           |                |
| 18- 4            | 5- 3     | 0- 1            | OVERALL           | 5- 0          | 8- 0                 | 3- 0                      |          |          |           |                |
| 11- 1            | 2- 1     | 0- 0            | HOME              | 2- 0          | 7- 0                 | 2- 0                      |          |          |           |                |
| 4- 3             | 2- 2     | 0- 1            | AWAY              | 1- 0          | 1- 0                 | 1- 0                      |          |          |           |                |
| 3- 0             | 1- 0     | 0- 0            | NEUTRAL           | 2- 0          | 0- 0                 | 0- 0                      |          |          |           |                |
| 12- 1            | 3- 1     | 0- 0            | NON-CONFERENCE    | 4- 0          | 5- 0                 | 3- 0                      |          |          |           |                |
| 7- 0             | 1- 0     | 0- 0            | HOME              | 2- 0          | 4- 0                 | 2- 0                      |          |          |           |                |
| 2- 1             | 1- 1     | 0- 0            | AWAY              | 0- 0          | 1- 0                 | 1- 0                      |          |          |           |                |
| 3- 0             | 1- 0     | 0- 0            | NEUTRAL           | 2- 0          | 0- 0                 | 0- 0                      |          |          |           |                |
| 6- 3             | 2- 2     | 0- 1            | CONFERENCE        | 1- 0          | 3- 0                 | 0- 0                      |          |          |           |                |
| 4- 1             | 1- 1     | 0- 0            | HOME              | 0- 0          | 3- 0                 | 0- 0                      |          |          |           |                |
| 2- 2             | 1- 1     | 0- 1            | AWAY              | 1- 0          | 0- 0                 | 0- 0                      |          |          |           |                |
| 0- 0             | 0- 0     | 0- 0            | NEUTRAL           | 0- 0          | 0- 0                 | 0- 0                      |          |          |           |                |

| RPI                       | S | Opponent        | Score  | RPI | S | Opponent  | Score | RPI | S | Opponent       | Score | RPI | S | Opponent       | Score  |
|---------------------------|---|-----------------|--------|-----|---|-----------|-------|-----|---|----------------|-------|-----|---|----------------|--------|
| 2                         | A | Notre Dame      | 70 84  | 27  | A | LSU       | 59 70 | 59  | N | Oklahoma St.   | 79 69 | 105 | H | Auburn         | 70 59  |
| 3                         | H | Mississippi St. | 52 71  |     |   |           |       | 69  | N | South Dakota   | 69 49 | 118 | H | Vanderbilt     | 86 73  |
| 11                        | H | Texas           | 82 75  |     |   |           |       | 90  | H | James Madison  | 89 60 | 120 | H | Ole Miss       | 75 66  |
| 12                        | A | Texas A&M       | 76 79  |     |   |           |       | 97  | H | Central Ark.   | 77 34 | 143 | H | ETSU           | 87 49  |
| 12                        | H | Texas A&M       | 82 67  |     |   |           |       | 98  | A | Kentucky       | 63 49 | 147 | H | Wichita St.    | 68 56  |
| 19                        | A | South Carolina  | 86 70  |     |   |           |       |     |   |                |       | 221 | H | Troy           | 131 69 |
| 21                        | N | Marquette       | 101 99 |     |   |           |       |     |   |                |       | 312 | H | Alabama St.    | 104 51 |
| 25                        | A | Stanford        | 83 71  |     |   |           |       |     |   |                |       | 335 | A | Long Beach St. | 90 61  |
| -----                     |   |                 |        |     |   |           |       |     |   |                |       |     |   |                |        |
| LAST 12 Division I GAMES: |   |                 |        |     |   |           |       |     |   |                |       |     |   |                |        |
| 12                        | H | Texas A&M       | 82 67  | 12  | A | Texas A&M | 76 79 | 118 | H | Vanderbilt     | 86 73 |     |   |                |        |
| 27                        | A | LSU             | 59 70  |     |   |           |       | 105 | H | Auburn         | 70 59 |     |   |                |        |
| 120                       | H | Ole Miss        | 75 66  |     |   |           |       | 98  | A | Kentucky       | 63 49 |     |   |                |        |
| 3                         | H | Mississippi St. | 52 71  |     |   |           |       | 25  | A | Stanford       | 83 71 |     |   |                |        |
| 2                         | A | Notre Dame      | 70 84  |     |   |           |       | 335 | A | Long Beach St. | 90 61 |     |   |                |        |
| 19                        | A | South Carolina  | 86 70  |     |   |           |       |     |   |                |       |     |   |                |        |

Non-Div I Games:

Tennessee



|                   |          |           |                |            |             |               |      |      |       |           |
|-------------------|----------|-----------|----------------|------------|-------------|---------------|------|------|-------|-----------|
| Average RPI Win:  | 309      | WON-LOST  | WINNING        | LAST 10    | STRENGTH OF | OPP. STRENGTH | TEAM | ADJ. | CONF. | ADJ CONF. |
| Average RPI Loss: | 204      | RECORD    | PCT. RANK      | GAMES      | SCHEDULE    | OF SCHEDULE   | RPI  | RPI  | RPI   | RPI       |
| DIV. I ONLY       | 3- 16    | 316       | 2- 8           | 305        | 301         | 340           | 340  | 26   | 26    |           |
| DIV. I NON-CONF.  | 1- 7     | 310       | 0- 1           | 183        | 276         | 323           | 323  | 27   | 27    |           |
| -----             |          |           |                |            |             |               |      |      |       |           |
| TOTALS            | RPI 1-25 | RPI 26-50 | W-L RECORDS    | RPI 51-100 | RPI 101-999 | RPI 201+      |      |      |       |           |
| 3- 16             | 0- 1     | 0- 1      | OVERALL        | 0- 0       | 3- 14       | 3- 9          |      |      |       |           |
| 3- 8              | 0- 0     | 0- 1      | HOME           | 0- 0       | 3- 7        | 3- 5          |      |      |       |           |
| 0- 8              | 0- 1     | 0- 0      | AWAY           | 0- 0       | 0- 7        | 0- 4          |      |      |       |           |
| 0- 0              | 0- 0     | 0- 0      | NEUTRAL        | 0- 0       | 0- 0        | 0- 0          |      |      |       |           |
| 1- 7              | 0- 1     | 0- 1      | NON-CONFERENCE | 0- 0       | 1- 5        | 1- 4          |      |      |       |           |
| 1- 4              | 0- 0     | 0- 1      | HOME           | 0- 0       | 1- 3        | 1- 3          |      |      |       |           |
| 0- 3              | 0- 1     | 0- 0      | AWAY           | 0- 0       | 0- 2        | 0- 1          |      |      |       |           |
| 0- 0              | 0- 0     | 0- 0      | NEUTRAL        | 0- 0       | 0- 0        | 0- 0          |      |      |       |           |
| 2- 9              | 0- 0     | 0- 0      | CONFERENCE     | 0- 0       | 2- 9        | 2- 5          |      |      |       |           |
| 2- 4              | 0- 0     | 0- 0      | HOME           | 0- 0       | 2- 4        | 2- 2          |      |      |       |           |
| 0- 5              | 0- 0     | 0- 0      | AWAY           | 0- 0       | 0- 5        | 0- 3          |      |      |       |           |
| 0- 0              | 0- 0     | 0- 0      | NEUTRAL        | 0- 0       | 0- 0        | 0- 0          |      |      |       |           |

| RPI 1-25                  |   |            |       | RPI 26-50 |   |              |       | RPI 51-100 |   |                   |       | RPI 101+ Team's RPI: 340 |   |                   |       |
|---------------------------|---|------------|-------|-----------|---|--------------|-------|------------|---|-------------------|-------|--------------------------|---|-------------------|-------|
| RPI                       | S | Opponent   | Score | RPI       | S | Opponent     | Score | RPI        | S | Opponent          | Score | RPI                      | S | Opponent          | Score |
| 4                         | A | Louisville | 56 95 | 34        | H | Ball St.     | 65 85 |            |   |                   |       | 150                      | A | SIUE              | 63 74 |
|                           |   |            |       |           |   |              |       |            |   |                   |       | 150                      | H | SIUE              | 76 88 |
|                           |   |            |       |           |   |              |       |            |   |                   |       | 166                      | H | Jacksonville St.  | 56 75 |
|                           |   |            |       |           |   |              |       |            |   |                   |       | 178                      | A | Memphis           | 75 79 |
|                           |   |            |       |           |   |              |       |            |   |                   |       | 200                      | A | Southeast Mo. St. | 66 71 |
|                           |   |            |       |           |   |              |       |            |   |                   |       | 210                      | A | Arkansas St.      | 62 68 |
|                           |   |            |       |           |   |              |       |            |   |                   |       | 219                      | A | UT Martin         | 68 80 |
|                           |   |            |       |           |   |              |       |            |   |                   |       | 220                      | A | Morehead St.      | 81 97 |
|                           |   |            |       |           |   |              |       |            |   |                   |       | 221                      | H | Troy              | 66 95 |
|                           |   |            |       |           |   |              |       |            |   |                   |       | 247                      | H | Austin Peay       | 59 75 |
|                           |   |            |       |           |   |              |       |            |   |                   |       | 251                      | H | Lipscomb          | 71 64 |
|                           |   |            |       |           |   |              |       |            |   |                   |       | 296                      | H | Alabama A&M       | 75 77 |
|                           |   |            |       |           |   |              |       |            |   |                   |       | 299                      | H | Murray St.        | 73 85 |
|                           |   |            |       |           |   |              |       |            |   |                   |       | 325                      | H | Marshall          | 65 71 |
|                           |   |            |       |           |   |              |       |            |   |                   |       | 330                      | H | Tennessee Tech    | 76 66 |
|                           |   |            |       |           |   |              |       |            |   |                   |       | 345                      | A | Eastern Ill.      | 59 66 |
|                           |   |            |       |           |   |              |       |            |   |                   |       | 345                      | H | Eastern Ill.      | 86 68 |
| -----                     |   |            |       |           |   |              |       |            |   |                   |       |                          |   |                   |       |
| LAST 12 Division I GAMES: |   |            |       |           |   |              |       |            |   |                   |       |                          |   |                   |       |
|                           |   |            |       | 220       | A | Morehead St. | 81 97 | 345        | A | Eastern Ill.      | 59 66 |                          |   |                   |       |
|                           |   |            |       | 345       | H | Eastern Ill. | 86 68 | 330        | H | Tennessee Tech    | 76 66 |                          |   |                   |       |
|                           |   |            |       | 150       | H | SIUE         | 76 88 | 166        | H | Jacksonville St.  | 56 75 |                          |   |                   |       |
|                           |   |            |       | 299       | H | Murray St.   | 73 85 | 200        | A | Southeast Mo. St. | 66 71 |                          |   |                   |       |
|                           |   |            |       | 247       | H | Austin Peay  | 59 75 | 219        | A | UT Martin         | 68 80 |                          |   |                   |       |
|                           |   |            |       | 150       | A | SIUE         | 63 74 | 325        | H | Marshall          | 65 71 |                          |   |                   |       |

Non-Div I Games: Fisk 93 48

Tennessee St.



|                   |          |           |                |            |             |               |      |      |       |           |
|-------------------|----------|-----------|----------------|------------|-------------|---------------|------|------|-------|-----------|
| Average RPI Win:  | 295      | WON-LOST  | WINNING        | LAST 10    | STRENGTH OF | OPP. STRENGTH | TEAM | ADJ. | CONF. | ADJ CONF. |
| Average RPI Loss: | 183      | RECORD    | PCT. RANK      | GAMES      | SCHEDULE    | OF SCHEDULE   | RPI  | RPI  | RPI   | RPI       |
| DIV. I ONLY       | 2- 18    | 334       | 1- 9           | 187        | 325         | 330           | 330  | 26   | 26    |           |
| DIV. I NON-CONF.  | 1- 8     | 313       | 0- 1           | 106        | 219         | 291           | 291  | 27   | 27    |           |
| -----             |          |           |                |            |             |               |      |      |       |           |
| TOTALS            | RPI 1-25 | RPI 26-50 | W-L RECORDS    | RPI 51-100 | RPI 101-999 | RPI 201+      |      |      |       |           |
| 2- 18             | 0- 1     | 0- 0      | OVERALL        | 0- 3       | 2- 14       | 2- 8          |      |      |       |           |
| 2- 8              | 0- 0     | 0- 0      | HOME           | 0- 1       | 2- 7        | 2- 5          |      |      |       |           |
| 0- 10             | 0- 1     | 0- 0      | AWAY           | 0- 2       | 0- 7        | 0- 3          |      |      |       |           |
| 0- 0              | 0- 0     | 0- 0      | NEUTRAL        | 0- 0       | 0- 0        | 0- 0          |      |      |       |           |
| 1- 8              | 0- 1     | 0- 0      | NON-CONFERENCE | 0- 2       | 1- 5        | 1- 1          |      |      |       |           |
| 1- 3              | 0- 0     | 0- 0      | HOME           | 0- 1       | 1- 2        | 1- 1          |      |      |       |           |
| 0- 5              | 0- 1     | 0- 0      | AWAY           | 0- 1       | 0- 3        | 0- 0          |      |      |       |           |
| 0- 0              | 0- 0     | 0- 0      | NEUTRAL        | 0- 0       | 0- 0        | 0- 0          |      |      |       |           |
| 1- 10             | 0- 0     | 0- 0      | CONFERENCE     | 0- 1       | 1- 9        | 1- 7          |      |      |       |           |
| 1- 5              | 0- 0     | 0- 0      | HOME           | 0- 0       | 1- 5        | 1- 4          |      |      |       |           |
| 0- 5              | 0- 0     | 0- 0      | AWAY           | 0- 1       | 0- 4        | 0- 3          |      |      |       |           |
| 0- 0              | 0- 0     | 0- 0      | NEUTRAL        | 0- 0       | 0- 0        | 0- 0          |      |      |       |           |

| RPI 1-25                  |   |                   |       | RPI 26-50 |   |               |       | RPI 51-100 |   |          |       | RPI 101+ |   |                   |       | Team's RPI: 330 |  |
|---------------------------|---|-------------------|-------|-----------|---|---------------|-------|------------|---|----------|-------|----------|---|-------------------|-------|-----------------|--|
| RPI                       | S | Opponent          | Score | RPI       | S | Opponent      | Score | RPI        | S | Opponent | Score | RPI      | S | Opponent          | Score |                 |  |
| 17                        | A | Georgia           | 48 56 |           |   |               |       | 63         | H | IUPUI    | 54 68 | 101      | A | Wright St.        | 59 82 |                 |  |
|                           |   |                   |       |           |   |               |       | 76         | A | Belmont  | 59 78 | 130      | A | Middle Tenn.      | 44 58 |                 |  |
|                           |   |                   |       |           |   |               |       | 98         | A | Kentucky | 54 82 | 143      | A | ETSU              | 55 74 |                 |  |
|                           |   |                   |       |           |   |               |       |            |   |          |       | 150      | A | SIUE              | 58 65 |                 |  |
|                           |   |                   |       |           |   |               |       |            |   |          |       | 185      | H | Radford           | 41 60 |                 |  |
|                           |   |                   |       |           |   |               |       |            |   |          |       | 200      | H | Southeast Mo. St. | 66 70 |                 |  |
|                           |   |                   |       |           |   |               |       |            |   |          |       | 219      | H | UT Martin         | 51 67 |                 |  |
|                           |   |                   |       |           |   |               |       |            |   |          |       | 220      | A | Morehead St.      | 51 53 |                 |  |
|                           |   |                   |       |           |   |               |       |            |   |          |       | 220      | H | Morehead St.      | 67 74 |                 |  |
|                           |   |                   |       |           |   |               |       |            |   |          |       | 247      | H | Austin Peay       | 63 59 |                 |  |
|                           |   |                   |       |           |   |               |       |            |   |          |       | 251      | H | Lipscomb          | 57 61 |                 |  |
|                           |   |                   |       |           |   |               |       |            |   |          |       | 291      | A | Eastern Ky.       | 53 55 |                 |  |
|                           |   |                   |       |           |   |               |       |            |   |          |       | 291      | H | Eastern Ky.       | 68 76 |                 |  |
|                           |   |                   |       |           |   |               |       |            |   |          |       | 299      | H | Murray St.        | 63 72 |                 |  |
|                           |   |                   |       |           |   |               |       |            |   |          |       | 340      | A | Tennessee St.     | 66 76 |                 |  |
|                           |   |                   |       |           |   |               |       |            |   |          |       | 342      | H | Winthrop          | 70 41 |                 |  |
| -----                     |   |                   |       |           |   |               |       |            |   |          |       |          |   |                   |       |                 |  |
| LAST 12 Division I GAMES: |   |                   |       |           |   |               |       |            |   |          |       |          |   |                   |       |                 |  |
| 150                       | A | SIUE              | 58 65 | 247       | H | Austin Peay   | 63 59 |            |   |          |       |          |   |                   |       |                 |  |
| 219                       | H | UT Martin         | 51 67 | 340       | A | Tennessee St. | 66 76 |            |   |          |       |          |   |                   |       |                 |  |
| 200                       | H | Southeast Mo. St. | 66 70 | 76        | A | Belmont       | 59 78 |            |   |          |       |          |   |                   |       |                 |  |
| 220                       | A | Morehead St.      | 51 53 | 291       | H | Eastern Ky.   | 68 76 |            |   |          |       |          |   |                   |       |                 |  |
| 291                       | A | Eastern Ky.       | 53 55 | 220       | H | Morehead St.  | 67 74 |            |   |          |       |          |   |                   |       |                 |  |
| 299                       | H | Murray St.        | 63 72 | 251       | H | Lipscomb      | 57 61 |            |   |          |       |          |   |                   |       |                 |  |

Non-Div I Games: Cumberland (TN) 83 52 Tenn. Wesleyan 84 66

Tennessee Tech



Average RPI Win: **135**  
 Average RPI Loss: **19**

WON-LOST  
RECORD

WINNING  
PCT. RANK

LAST 10  
GAMES

STRENGTH OF  
SCHEDULE

OPP. STRENGTH  
OF SCHEDULE

TEAM  
RPI

ADJ.  
RPI

CONF.  
RPI

ADJ CONF.  
RPI

|                  |          |           |                |            |             |          |    |   |   |
|------------------|----------|-----------|----------------|------------|-------------|----------|----|---|---|
| DIV. I ONLY      | 17- 4    | 25        | 7- 3           | 24         | 19          | 11       | 11 | 5 | 5 |
| DIV. I NON-CONF. | 9- 2     | 34        | 1- 1           | 45         | 23          | 20       | 20 | 6 | 6 |
| TOTALS           | RPI 1-25 | RPI 26-50 | W-L RECORDS    | RPI 51-100 | RPI 101-999 | RPI 201+ |    |   |   |
| 17- 4            | 2- 3     | 3- 0      | OVERALL        | 2- 1       | 10- 0       | 4- 0     |    |   |   |
| 10- 1            | 1- 1     | 1- 0      | HOME           | 1- 0       | 7- 0        | 3- 0     |    |   |   |
| 5- 3             | 1- 2     | 1- 0      | AWAY           | 1- 1       | 2- 0        | 1- 0     |    |   |   |
| 2- 0             | 0- 0     | 1- 0      | NEUTRAL        | 0- 0       | 1- 0        | 0- 0     |    |   |   |
| 9- 2             | 2- 2     | 1- 0      | NON-CONFERENCE | 0- 0       | 6- 0        | 3- 0     |    |   |   |
| 6- 1             | 1- 1     | 0- 0      | HOME           | 0- 0       | 5- 0        | 3- 0     |    |   |   |
| 1- 1             | 1- 1     | 0- 0      | AWAY           | 0- 0       | 0- 0        | 0- 0     |    |   |   |
| 2- 0             | 0- 0     | 1- 0      | NEUTRAL        | 0- 0       | 1- 0        | 0- 0     |    |   |   |
| 8- 2             | 0- 1     | 2- 0      | CONFERENCE     | 2- 1       | 4- 0        | 1- 0     |    |   |   |
| 4- 0             | 0- 0     | 1- 0      | HOME           | 1- 0       | 2- 0        | 0- 0     |    |   |   |
| 4- 2             | 0- 1     | 1- 0      | AWAY           | 1- 1       | 2- 0        | 1- 0     |    |   |   |
| 0- 0             | 0- 0     | 0- 0      | NEUTRAL        | 0- 0       | 0- 0        | 0- 0     |    |   |   |

| RPI 1-25 |   |             |       | Team's RPI: 11 |  |  |  |
|----------|---|-------------|-------|----------------|--|--|--|
| RPI      | S | Opponent    | Score |                |  |  |  |
| 1        | H | UConn       | 71 75 |                |  |  |  |
| 7        | H | Florida St. | 87 72 |                |  |  |  |
| 8        | A | Bayl or     | 56 81 |                |  |  |  |
| 9        | A | Tennessee   | 75 82 |                |  |  |  |
| 17       | A | Georgi a    | 81 53 |                |  |  |  |

| RPI 26-50 |   |                  |       |
|-----------|---|------------------|-------|
| RPI       | S | Opponent         | Score |
| 27        | N | LSU              | 75 66 |
| 36        | A | Okl ahoma        | 88 78 |
| 40        | H | West Vi rgi ni a | 79 58 |

| RPI 51-100 |   |               |       |
|------------|---|---------------|-------|
| RPI        | S | Opponent      | Score |
| 57         | A | TCU           | 77 79 |
| 59         | H | Okl ahoma St. | 84 79 |
| 77         | A | Kansas St.    | 75 64 |

| RPI 101+ |   |                  |        |
|----------|---|------------------|--------|
| RPI      | S | Opponent         | Score  |
| 129      | H | Iowa St.         | 87 55  |
| 134      | A | Kansas           | 55 41  |
| 134      | H | Kansas           | 79 62  |
| 142      | N | Washi ngton      | 92 68  |
| 169      | H | Stetson          | 95 59  |
| 189      | H | Loui si ana Tech | 88 54  |
| 232      | A | Texas Tech       | 90 39  |
| 286      | H | McNeese          | 100 34 |
| 304      | H | Northwestern St. | 68 44  |
| 316      | H | UTSA             | 120 70 |

LAST 12 Division I GAMES:

|     |   |            |       |    |   |                  |       |
|-----|---|------------|-------|----|---|------------------|-------|
| 134 | A | Kansas     | 55 41 | 57 | A | TCU              | 77 79 |
| 129 | H | Iowa St.   | 87 55 | 77 | A | Kansas St.       | 75 64 |
| 8   | A | Bayl or    | 56 81 | 59 | H | Okl ahoma St.    | 84 79 |
| 232 | A | Texas Tech | 90 39 | 40 | H | West Vi rgi ni a | 79 58 |
| 1   | H | UConn      | 71 75 | 36 | A | Okl ahoma        | 88 78 |
| 134 | H | Kansas     | 79 62 | 7  | H | Fl ori da St.    | 87 72 |

Non-Div I Games:

Texas

Loss, Non-Conf, S Site, H Home A Away N Neutral



|                   |          |           |                |            |             |               |      |      |       |           |
|-------------------|----------|-----------|----------------|------------|-------------|---------------|------|------|-------|-----------|
| Average RPI Win:  | 121      | WON-LOST  | WINNING        | LAST 10    | STRENGTH OF | OPP. STRENGTH | TEAM | ADJ. | CONF. | ADJ CONF. |
| Average RPI Loss: | 16       | RECORD    | PCT. RANK      | GAMES      | SCHEDULE    | OF SCHEDULE   | RPI  | RPI  | RPI   | RPI       |
| DIV. I ONLY       | 17- 6    | 52        | 7- 3           | 5          | 39          | 12            | 12   | 2    | 2     |           |
| DIV. I NON-CONF.  | 11- 3    | 46        | 2- 1           | 10         | 70          | 22            | 22   | 2    | 2     |           |
| -----             |          |           |                |            |             |               |      |      |       |           |
| TOTALS            | RPI 1-25 | RPI 26-50 | W-L RECORDS    | RPI 51-100 | RPI 101-999 | RPI 201+      |      |      |       |           |
| 17- 6             | 1- 5     | 3- 1      | OVERALL        | 4- 0       | 9- 0        | 4- 0          |      |      |       |           |
| 11- 3             | 1- 2     | 2- 1      | HOME           | 3- 0       | 5- 0        | 2- 0          |      |      |       |           |
| 5- 2              | 0- 2     | 1- 0      | AWAY           | 1- 0       | 3- 0        | 1- 0          |      |      |       |           |
| 1- 1              | 0- 1     | 0- 0      | NEUTRAL        | 0- 0       | 1- 0        | 1- 0          |      |      |       |           |
| 11- 3             | 0- 2     | 2- 1      | NON-CONFERENCE | 2- 0       | 7- 0        | 4- 0          |      |      |       |           |
| 8- 2              | 0- 1     | 1- 1      | HOME           | 2- 0       | 5- 0        | 2- 0          |      |      |       |           |
| 2- 0              | 0- 0     | 1- 0      | AWAY           | 0- 0       | 1- 0        | 1- 0          |      |      |       |           |
| 1- 1              | 0- 1     | 0- 0      | NEUTRAL        | 0- 0       | 1- 0        | 1- 0          |      |      |       |           |
| 6- 3              | 1- 3     | 1- 0      | CONFERENCE     | 2- 0       | 2- 0        | 0- 0          |      |      |       |           |
| 3- 1              | 1- 1     | 1- 0      | HOME           | 1- 0       | 0- 0        | 0- 0          |      |      |       |           |
| 3- 2              | 0- 2     | 0- 0      | AWAY           | 1- 0       | 2- 0        | 0- 0          |      |      |       |           |
| 0- 0              | 0- 0     | 0- 0      | NEUTRAL        | 0- 0       | 0- 0        | 0- 0          |      |      |       |           |

| RPI 1-25 |   |                |       | Team's RPI: 12 |   |                     |       | RPI 26-50 |   |              |       | RPI 51-100 |   |             |       | RPI 101+ |   |          |       |
|----------|---|----------------|-------|----------------|---|---------------------|-------|-----------|---|--------------|-------|------------|---|-------------|-------|----------|---|----------|-------|
| RPI      | S | Opponent       | Score | RPI            | S | Opponent            | Score | RPI       | S | Opponent     | Score | RPI        | S | Opponent    | Score | RPI      | S | Opponent | Score |
| 5        | H | Oregon         | 68 83 | 27             | H | LSU                 | 69 59 | 57        | H | TCU          | 71 58 | 105        | A | Auburn      | 82 73 |          |   |          |       |
| 5        | N | Oregon         | 62 84 | 40             | H | West Virginia       | 56 70 | 85        | A | Alabama      | 73 54 | 109        | H | Rice        | 82 76 |          |   |          |       |
| 9        | A | Tennessee      | 67 82 | 48             | A | Southern California | 75 74 | 97        | H | Central Ark. | 72 61 | 118        | A | Vanderbilt  | 91 67 |          |   |          |       |
| 9        | H | Tennessee      | 79 76 | 49             | H | Houston             | 83 65 | 98        | H | Kentucky     | 74 70 | 122        | H | Little Rock | 66 49 |          |   |          |       |
| 17       | H | Georgia        | 84 92 |                |   |                     |       |           |   |              |       | 159        | H | Louisiana   | 83 62 |          |   |          |       |
| 19       | A | South Carolina | 59 61 |                |   |                     |       |           |   |              |       | 215        | H | SMU         | 79 57 |          |   |          |       |
|          |   |                |       |                |   |                     |       |           |   |              |       |            |   |             |       |          |   |          |       |
|          |   |                |       |                |   |                     |       |           |   |              |       |            |   |             |       |          |   |          |       |
|          |   |                |       |                |   |                     |       |           |   |              |       |            |   |             |       |          |   |          |       |
|          |   |                |       |                |   |                     |       |           |   |              |       |            |   |             |       |          |   |          |       |
|          |   |                |       |                |   |                     |       |           |   |              |       |            |   |             |       |          |   |          |       |
|          |   |                |       |                |   |                     |       |           |   |              |       |            |   |             |       |          |   |          |       |
|          |   |                |       |                |   |                     |       |           |   |              |       |            |   |             |       |          |   |          |       |
|          |   |                |       |                |   |                     |       |           |   |              |       |            |   |             |       |          |   |          |       |
|          |   |                |       |                |   |                     |       |           |   |              |       |            |   |             |       |          |   |          |       |
|          |   |                |       |                |   |                     |       |           |   |              |       |            |   |             |       |          |   |          |       |
|          |   |                |       |                |   |                     |       |           |   |              |       |            |   |             |       |          |   |          |       |
|          |   |                |       |                |   |                     |       |           |   |              |       |            |   |             |       |          |   |          |       |
|          |   |                |       |                |   |                     |       |           |   |              |       |            |   |             |       |          |   |          |       |
|          |   |                |       |                |   |                     |       |           |   |              |       |            |   |             |       |          |   |          |       |
|          |   |                |       |                |   |                     |       |           |   |              |       |            |   |             |       |          |   |          |       |
|          |   |                |       |                |   |                     |       |           |   |              |       |            |   |             |       |          |   |          |       |
|          |   |                |       |                |   |                     |       |           |   |              |       |            |   |             |       |          |   |          |       |
|          |   |                |       |                |   |                     |       |           |   |              |       |            |   |             |       |          |   |          |       |
|          |   |                |       |                |   |                     |       |           |   |              |       |            |   |             |       |          |   |          |       |
|          |   |                |       |                |   |                     |       |           |   |              |       |            |   |             |       |          |   |          |       |
|          |   |                |       |                |   |                     |       |           |   |              |       |            |   |             |       |          |   |          |       |
|          |   |                |       |                |   |                     |       |           |   |              |       |            |   |             |       |          |   |          |       |
|          |   |                |       |                |   |                     |       |           |   |              |       |            |   |             |       |          |   |          |       |
|          |   |                |       |                |   |                     |       |           |   |              |       |            |   |             |       |          |   |          |       |
|          |   |                |       |                |   |                     |       |           |   |              |       |            |   |             |       |          |   |          |       |
|          |   |                |       |                |   |                     |       |           |   |              |       |            |   |             |       |          |   |          |       |
|          |   |                |       |                |   |                     |       |           |   |              |       |            |   |             |       |          |   |          |       |
|          |   |                |       |                |   |                     |       |           |   |              |       |            |   |             |       |          |   |          |       |
|          |   |                |       |                |   |                     |       |           |   |              |       |            |   |             |       |          |   |          |       |
|          |   |                |       |                |   |                     |       |           |   |              |       |            |   |             |       |          |   |          |       |
|          |   |                |       |                |   |                     |       |           |   |              |       |            |   |             |       |          |   |          |       |
|          |   |                |       |                |   |                     |       |           |   |              |       |            |   |             |       |          |   |          |       |
|          |   |                |       |                |   |                     |       |           |   |              |       |            |   |             |       |          |   |          |       |
|          |   |                |       |                |   |                     |       |           |   |              |       |            |   |             |       |          |   |          |       |
|          |   |                |       |                |   |                     |       |           |   |              |       |            |   |             |       |          |   |          |       |
|          |   |                |       |                |   |                     |       |           |   |              |       |            |   |             |       |          |   |          |       |
|          |   |                |       |                |   |                     |       |           |   |              |       |            |   |             |       |          |   |          |       |
|          |   |                |       |                |   |                     |       |           |   |              |       |            |   |             |       |          |   |          |       |
|          |   |                |       |                |   |                     |       |           |   |              |       |            |   |             |       |          |   |          |       |
|          |   |                |       |                |   |                     |       |           |   |              |       |            |   |             |       |          |   |          |       |
|          |   |                |       |                |   |                     |       |           |   |              |       |            |   |             |       |          |   |          |       |
|          |   |                |       |                |   |                     |       |           |   |              |       |            |   |             |       |          |   |          |       |
|          |   |                |       |                |   |                     |       |           |   |              |       |            |   |             |       |          |   |          |       |
|          |   |                |       |                |   |                     |       |           |   |              |       |            |   |             |       |          |   |          |       |
|          |   |                |       |                |   |                     |       |           |   |              |       |            |   |             |       |          |   |          |       |
|          |   |                |       |                |   |                     |       |           |   |              |       |            |   |             |       |          |   |          |       |
|          |   |                |       |                |   |                     |       |           |   |              |       |            |   |             |       |          |   |          |       |
|          |   |                |       |                |   |                     |       |           |   |              |       |            |   |             |       |          |   |          |       |
|          |   |                |       |                |   |                     |       |           |   |              |       |            |   |             |       |          |   |          |       |
|          |   |                |       |                |   |                     |       |           |   |              |       |            |   |             |       |          |   |          |       |
|          |   |                |       |                |   |                     |       |           |   |              |       |            |   |             |       |          |   |          |       |
|          |   |                |       |                |   |                     |       |           |   |              |       |            |   |             |       |          |   |          |       |
|          |   |                |       |                |   |                     |       |           |   |              |       |            |   |             |       |          |   |          |       |
|          |   |                |       |                |   |                     |       |           |   |              |       |            |   |             |       |          |   |          |       |
|          |   |                |       |                |   |                     |       |           |   |              |       |            |   |             |       |          |   |          |       |
|          |   |                |       |                |   |                     |       |           |   |              |       |            |   |             |       |          |   |          |       |
|          |   |                |       |                |   |                     |       |           |   |              |       |            |   |             |       |          |   |          |       |
|          |   |                |       |                |   |                     |       |           |   |              |       |            |   |             |       |          |   |          |       |
|          |   |                |       |                |   |                     |       |           |   |              |       |            |   |             |       |          |   |          |       |
|          |   |                |       |                |   |                     |       |           |   |              |       |            |   |             |       |          |   |          |       |
|          |   |                |       |                |   |                     |       |           |   |              |       |            |   |             |       |          |   |          |       |
|          |   |                |       |                |   |                     |       |           |   |              |       |            |   |             |       |          |   |          |       |
|          |   |                |       |                |   |                     |       |           |   |              |       |            |   |             |       |          |   |          |       |
|          |   |                |       |                |   |                     |       |           |   |              |       |            |   |             |       |          |   |          |       |
|          |   |                |       |                |   |                     |       |           |   |              |       |            |   |             |       |          |   |          |       |
|          |   |                |       |                |   |                     |       |           |   |              |       |            |   |             |       |          |   |          |       |
|          |   |                |       |                |   |                     |       |           |   |              |       |            |   |             |       |          |   |          |       |
|          |   |                |       |                |   |                     |       |           |   |              |       |            |   |             |       |          |   |          |       |
|          |   |                |       |                |   |                     |       |           |   |              |       |            |   |             |       |          |   |          |       |
|          |   |                |       |                |   |                     |       |           |   |              |       |            |   |             |       |          |   |          |       |
|          |   |                |       |                |   |                     |       |           |   |              |       |            |   |             |       |          |   |          |       |
|          |   |                |       |                |   |                     |       |           |   |              |       |            |   |             |       |          |   |          |       |
|          |   |                |       |                |   |                     |       |           |   |              |       |            |   |             |       |          |   |          |       |
|          |   |                |       |                |   |                     |       |           |   |              |       |            |   |             |       |          |   |          |       |
|          |   |                |       |                |   |                     |       |           |   |              |       |            |   |             |       |          |   |          |       |
|          |   |                |       |                |   |                     |       |           |   |              |       |            |   |             |       |          |   |          |       |
|          |   |                |       |                |   |                     |       |           |   |              |       |            |   |             |       |          |   |          |       |
|          |   |                |       |                |   |                     |       |           |   |              |       |            |   |             |       |          |   |          |       |
|          |   |                |       |                |   |                     |       |           |   |              |       |            |   |             |       |          |   |          |       |
|          |   |                |       |                |   |                     |       |           |   |              |       |            |   |             |       |          |   |          |       |
|          |   |                |       |                |   |                     |       |           |   |              |       |            |   |             |       |          |   |          |       |
|          |   |                |       |                |   |                     |       |           |   |              |       |            |   |             |       |          |   |          |       |
|          |   |                |       |                |   |                     |       |           |   |              |       |            |   |             |       |          |   |          |       |
|          |   |                |       |                |   |                     |       |           |   |              |       |            |   |             |       |          |   |          |       |
|          |   |                |       |                |   |                     |       |           |   |              |       |            |   |             |       |          |   |          |       |
|          |   |                |       |                |   |                     |       |           |   |              |       |            |   |             |       |          |   |          |       |
|          |   |                |       |                |   |                     |       |           |   |              |       |            |   |             |       |          |   |          |       |
|          |   |                |       |                |   |                     |       |           |   |              |       |            |   |             |       |          |   |          |       |
|          |   |                |       |                |   |                     |       |           |   |              |       |            |   |             |       |          |   |          |       |
|          |   |                |       |                |   |                     |       |           |   |              |       |            |   |             |       |          |   |          |       |
|          |   |                |       |                |   |                     |       |           |   |              |       |            |   |             |       |          |   |          |       |
|          |   |                |       |                |   |                     |       |           |   |              |       |            |   |             |       |          |   |          |       |
|          |   |                |       |                |   |                     |       |           |   |              |       |            |   |             |       |          |   |          |       |
|          |   |                |       |                |   |                     |       |           |   |              |       |            |   |             |       |          |   |          |       |
|          |   |                |       |                |   |                     |       |           |   |              |       |            |   |             |       |          |   |          |       |
|          |   |                |       |                |   |                     |       |           |   |              |       |            |   |             |       |          |   |          |       |
|          |   |                |       |                |   |                     |       |           |   |              |       |            |   |             |       |          |   |          |       |



|                   |          |           |                |            |             |               |      |      |       |           |
|-------------------|----------|-----------|----------------|------------|-------------|---------------|------|------|-------|-----------|
| Average RPI Win:  | 300      | WON-LOST  | WINNING        | LAST 10    | STRENGTH OF | OPP. STRENGTH | TEAM | ADJ. | CONF. | ADJ CONF. |
| Average RPI Loss: | 161      | RECORD    | PCT. RANK      | GAMES      | SCHEDULE    | OF SCHEDULE   | RPI  | RPI  | RPI   | RPI       |
| DIV. I ONLY       | 10- 8    | 141       | 0- 0           | 338        | 329         | 241           | 241  | 32   | 32    |           |
| DIV. I NON-CONF.  | 3- 6     | 239       | 0- 0           | 275        | 197         | 240           | 240  | 32   | 32    |           |
| -----             |          |           |                |            |             |               |      |      |       |           |
| TOTALS            | RPI 1-25 | RPI 26-50 | W-L RECORDS    | RPI 51-100 | RPI 101-999 | RPI 201+      |      |      |       |           |
| 10- 8             | 0- 0     | 0- 0      | OVERALL        | 0- 0       | 10- 8       | 10- 1         |      |      |       |           |
| 3- 3              | 0- 0     | 0- 0      | HOME           | 0- 0       | 3- 3        | 3- 1          |      |      |       |           |
| 5- 5              | 0- 0     | 0- 0      | AWAY           | 0- 0       | 5- 5        | 5- 0          |      |      |       |           |
| 2- 0              | 0- 0     | 0- 0      | NEUTRAL        | 0- 0       | 2- 0        | 2- 0          |      |      |       |           |
| 3- 6              | 0- 0     | 0- 0      | NON-CONFERENCE | 0- 0       | 3- 6        | 3- 0          |      |      |       |           |
| 0- 1              | 0- 0     | 0- 0      | HOME           | 0- 0       | 0- 1        | 0- 0          |      |      |       |           |
| 1- 5              | 0- 0     | 0- 0      | AWAY           | 0- 0       | 1- 5        | 1- 0          |      |      |       |           |
| 2- 0              | 0- 0     | 0- 0      | NEUTRAL        | 0- 0       | 2- 0        | 2- 0          |      |      |       |           |
| 7- 2              | 0- 0     | 0- 0      | CONFERENCE     | 0- 0       | 7- 2        | 7- 1          |      |      |       |           |
| 3- 2              | 0- 0     | 0- 0      | HOME           | 0- 0       | 3- 2        | 3- 1          |      |      |       |           |
| 4- 0              | 0- 0     | 0- 0      | AWAY           | 0- 0       | 4- 0        | 4- 0          |      |      |       |           |
| 0- 0              | 0- 0     | 0- 0      | NEUTRAL        | 0- 0       | 0- 0        | 0- 0          |      |      |       |           |

| RPI 1-25                  |   |          |       | RPI 26-50 |   |          |       | RPI 51-100 |   |          |       | RPI 101+ Team's RPI: 241 |   |                  |       |
|---------------------------|---|----------|-------|-----------|---|----------|-------|------------|---|----------|-------|--------------------------|---|------------------|-------|
| RPI                       | S | Opponent | Score | RPI       | S | Opponent | Score | RPI        | S | Opponent | Score | RPI                      | S | Opponent         | Score |
|                           |   |          |       |           |   |          |       |            |   |          |       | 102                      | A | Wake Forest      | 56 73 |
|                           |   |          |       |           |   |          |       |            |   |          |       | 115                      | A | UTEP             | 55 65 |
|                           |   |          |       |           |   |          |       |            |   |          |       | 120                      | A | Ole Miss         | 58 73 |
|                           |   |          |       |           |   |          |       |            |   |          |       | 134                      | A | Kansas           | 37 72 |
|                           |   |          |       |           |   |          |       |            |   |          |       | 149                      | H | Texas St.        | 56 70 |
|                           |   |          |       |           |   |          |       |            |   |          |       | 187                      | H | Southern U.      | 57 67 |
|                           |   |          |       |           |   |          |       |            |   |          |       | 199                      | A | New Orleans      | 69 72 |
|                           |   |          |       |           |   |          |       |            |   |          |       | 248                      | N | New Mexico St.   | 66 50 |
|                           |   |          |       |           |   |          |       |            |   |          |       | 254                      | A | Grambling        | 73 63 |
|                           |   |          |       |           |   |          |       |            |   |          |       | 270                      | H | Alcorn           | 91 57 |
|                           |   |          |       |           |   |          |       |            |   |          |       | 282                      | H | Prairie View     | 56 61 |
|                           |   |          |       |           |   |          |       |            |   |          |       | 296                      | A | Alabama A&M      | 55 49 |
|                           |   |          |       |           |   |          |       |            |   |          |       | 304                      | N | Northwestern St. | 56 43 |
|                           |   |          |       |           |   |          |       |            |   |          |       | 308                      | A | Jackson St.      | 77 74 |
|                           |   |          |       |           |   |          |       |            |   |          |       | 312                      | A | Alabama St.      | 71 39 |
|                           |   |          |       |           |   |          |       |            |   |          |       | 327                      | A | Sam Houston St.  | 77 58 |
|                           |   |          |       |           |   |          |       |            |   |          |       | 339                      | H | Mississippi Val. | 55 39 |
|                           |   |          |       |           |   |          |       |            |   |          |       | 341                      | H | Ark.-Pine Bluff  | 58 52 |
| -----                     |   |          |       |           |   |          |       |            |   |          |       |                          |   |                  |       |
| LAST 12 Division I GAMES: |   |          |       |           |   |          |       |            |   |          |       |                          |   |                  |       |
|                           |   |          |       |           |   |          |       |            |   |          |       | 312                      | A | Alabama St.      | 71 39 |
|                           |   |          |       |           |   |          |       |            |   |          |       | 282                      | H | Prairie View     | 56 61 |
|                           |   |          |       |           |   |          |       |            |   |          |       | 270                      | H | Alcorn           | 91 57 |
|                           |   |          |       |           |   |          |       |            |   |          |       | 187                      | H | Southern U.      | 57 67 |
|                           |   |          |       |           |   |          |       |            |   |          |       | 120                      | A | Ole Miss         | 58 73 |
|                           |   |          |       |           |   |          |       |            |   |          |       | 199                      | A | New Orleans      | 69 72 |
|                           |   |          |       |           |   |          |       |            |   |          |       | 304                      | N | Northwestern St. | 56 43 |

Non-Div I Games: Wiley 74 36 Paul Quinn 85 59

Texas Southern



|                   |          |           |                |            |             |               |      |      |       |           |
|-------------------|----------|-----------|----------------|------------|-------------|---------------|------|------|-------|-----------|
| Average RPI Win:  | 260      | WON-LOST  | WINNING        | LAST 10    | STRENGTH OF | OPP. STRENGTH | TEAM | ADJ. | CONF. | ADJ CONF. |
| Average RPI Loss: | 140      | RECORD    | PCT. RANK      | GAMES      | SCHEDULE    | OF SCHEDULE   | RPI  | RPI  | RPI   | RPI       |
| DIV. I ONLY       | 15- 7    | 72        | 7- 3           | 301        | 251         | 149           | 149  | 23   | 23    |           |
| DIV. I NON-CONF.  | 7- 4     | 102       | 0- 1           | 277        | 263         | 147           | 147  | 23   | 23    |           |
| -----             |          |           |                |            |             |               |      |      |       |           |
| TOTALS            | RPI 1-25 | RPI 26-50 | W-L RECORDS    | RPI 51-100 | RPI 101-999 | RPI 201+      |      |      |       |           |
| 15- 7             | 0- 0     | 0- 1      | OVERALL        | 1- 1       | 14- 5       | 13- 1         |      |      |       |           |
| 7- 2              | 0- 0     | 0- 1      | HOME           | 1- 0       | 6- 1        | 5- 0          |      |      |       |           |
| 8- 4              | 0- 0     | 0- 0      | AWAY           | 0- 0       | 8- 0        | 8- 0          |      |      |       |           |
| 0- 1              | 0- 0     | 0- 0      | NEUTRAL        | 0- 0       | 0- 1        | 0- 0          |      |      |       |           |
| 7- 4              | 0- 0     | 0- 1      | NON-CONFERENCE | 0- 1       | 7- 2        | 6- 0          |      |      |       |           |
| 3- 1              | 0- 0     | 0- 1      | HOME           | 0- 0       | 3- 0        | 2- 0          |      |      |       |           |
| 4- 2              | 0- 0     | 0- 0      | AWAY           | 0- 1       | 4- 1        | 4- 0          |      |      |       |           |
| 0- 1              | 0- 0     | 0- 0      | NEUTRAL        | 0- 0       | 0- 1        | 0- 0          |      |      |       |           |
| 8- 3              | 0- 0     | 0- 0      | CONFERENCE     | 1- 0       | 7- 3        | 7- 1          |      |      |       |           |
| 4- 1              | 0- 0     | 0- 0      | HOME           | 1- 0       | 3- 1        | 3- 0          |      |      |       |           |
| 4- 2              | 0- 0     | 0- 0      | AWAY           | 0- 0       | 4- 2        | 4- 1          |      |      |       |           |
| 0- 0              | 0- 0     | 0- 0      | NEUTRAL        | 0- 0       | 0- 0        | 0- 0          |      |      |       |           |

| RPI                       | S | Opponent      | Score | RPI | S | Opponent      | Score | RPI | S | Opponent        | Score | RPI | S | Opponent        | Score | Team's RPI: 149 |
|---------------------------|---|---------------|-------|-----|---|---------------|-------|-----|---|-----------------|-------|-----|---|-----------------|-------|-----------------|
| 49                        | H | Houston       | 67 72 | 57  | A | TCU           | 58 82 | 122 | A | Little Rock     | 48 63 | 148 | N | Bethune-Cookman | 56 62 |                 |
|                           |   |               |       | 89  | H | South Ala.    | 78 63 | 159 | H | Louisiana       | 58 65 | 169 | A | Stetson         | 54 61 |                 |
|                           |   |               |       |     |   |               |       | 173 | H | Fresno St.      | 76 59 | 210 | A | Arkansas St.    | 67 55 |                 |
|                           |   |               |       |     |   |               |       | 221 | H | Troy            | 83 75 | 232 | A | Texas Tech      | 87 70 |                 |
|                           |   |               |       |     |   |               |       | 241 | A | Texas Southern  | 70 56 | 271 | A | Appalachian St. | 69 54 |                 |
|                           |   |               |       |     |   |               |       | 273 | A | Coastal Caro.   | 64 65 | 273 | H | Coastal Caro.   | 78 69 |                 |
|                           |   |               |       |     |   |               |       | 282 | H | Prairie View    | 84 57 | 300 | A | Incarnate Word  | 74 33 |                 |
|                           |   |               |       |     |   |               |       | 315 | A | Georgia St.     | 83 63 | 316 | H | UTSA            | 91 38 |                 |
|                           |   |               |       |     |   |               |       | 321 | A | Ga. Southern    | 81 56 | 327 | A | Sam Houston St. | 73 41 |                 |
|                           |   |               |       |     |   |               |       | 329 | H | La.-Monroe      | 86 52 |     |   |                 |       |                 |
| LAST 12 Division I GAMES: |   |               |       |     |   |               |       |     |   |                 |       |     |   |                 |       |                 |
| 273                       | H | Coastal Caro. | 78 69 | 210 | A | Arkansas St.  | 67 55 | 221 | H | Troy            | 83 75 | 89  | H | South Ala.      | 78 63 |                 |
| 315                       | A | Georgia St.   | 83 63 | 273 | A | Coastal Caro. | 64 65 | 271 | A | Appalachian St. | 69 54 | 169 | A | Stetson         | 54 61 |                 |
| 321                       | A | Ga. Southern  | 81 56 |     |   |               |       |     |   |                 |       |     |   |                 |       |                 |
| 159                       | H | Louisiana     | 58 65 |     |   |               |       |     |   |                 |       |     |   |                 |       |                 |
| 329                       | H | La.-Monroe    | 86 52 |     |   |               |       |     |   |                 |       |     |   |                 |       |                 |
| 122                       | A | Little Rock   | 48 63 |     |   |               |       |     |   |                 |       |     |   |                 |       |                 |

Non-Div I Games:

Texas St.



|                   |          |           |                |            |             |               |      |      |       |           |
|-------------------|----------|-----------|----------------|------------|-------------|---------------|------|------|-------|-----------|
| Average RPI Win:  | 294      | WON-LOST  | WINNING        | LAST 10    | STRENGTH OF | OPP. STRENGTH | TEAM | ADJ. | CONF. | ADJ CONF. |
| Average RPI Loss: | 60       | RECORD    | PCT. RANK      | GAMES      | SCHEDULE    | OF SCHEDULE   | RPI  | RPI  | RPI   | RPI       |
| DIV. I ONLY       | 7- 14    | 266       | 1- 9           | 106        | 89          | 232           | 232  | 5    | 5     |           |
| DIV. I NON-CONF.  | 6- 5     | 153       | 2- 0           | 289        | 265         | 268           | 268  | 6    | 6     |           |
| -----             |          |           |                |            |             |               |      |      |       |           |
| TOTALS            | RPI 1-25 | RPI 26-50 | W-L RECORDS    | RPI 51-100 | RPI 101-999 | RPI 201+      |      |      |       |           |
| 7- 14             | 0- 3     | 0- 4      | OVERALL        | 0- 4       | 7- 3        | 6- 0          |      |      |       |           |
| 6- 8              | 0- 2     | 0- 2      | HOME           | 0- 1       | 6- 3        | 6- 0          |      |      |       |           |
| 1- 6              | 0- 1     | 0- 2      | AWAY           | 0- 3       | 1- 0        | 0- 0          |      |      |       |           |
| 0- 0              | 0- 0     | 0- 0      | NEUTRAL        | 0- 0       | 0- 0        | 0- 0          |      |      |       |           |
| 6- 5              | 0- 1     | 0- 2      | NON-CONFERENCE | 0- 1       | 6- 1        | 6- 0          |      |      |       |           |
| 6- 3              | 0- 1     | 0- 1      | HOME           | 0- 0       | 6- 1        | 6- 0          |      |      |       |           |
| 0- 2              | 0- 0     | 0- 1      | AWAY           | 0- 1       | 0- 0        | 0- 0          |      |      |       |           |
| 0- 0              | 0- 0     | 0- 0      | NEUTRAL        | 0- 0       | 0- 0        | 0- 0          |      |      |       |           |
| 1- 9              | 0- 2     | 0- 2      | CONFERENCE     | 0- 3       | 1- 2        | 0- 0          |      |      |       |           |
| 0- 5              | 0- 1     | 0- 1      | HOME           | 0- 1       | 0- 2        | 0- 0          |      |      |       |           |
| 1- 4              | 0- 1     | 0- 1      | AWAY           | 0- 2       | 1- 0        | 0- 0          |      |      |       |           |
| 0- 0              | 0- 0     | 0- 0      | NEUTRAL        | 0- 0       | 0- 0        | 0- 0          |      |      |       |           |

| RPI 1-25                  |   |                  |       | RPI 26-50 |   |                  |       | RPI 51-100 |   |                |       | RPI 101+ Team's RPI: 232 |   |                   |       |
|---------------------------|---|------------------|-------|-----------|---|------------------|-------|------------|---|----------------|-------|--------------------------|---|-------------------|-------|
| RPI                       | S | Opponent         | Score | RPI       | S | Opponent         | Score | RPI        | S | Opponent       | Score | RPI                      | S | Opponent          | Score |
| 8                         | A | Bayl or          | 49 97 | 27        | H | LSU              | 40 48 | 57         | A | TCU            | 72 93 | 129                      | H | Iowa St.          | 54 66 |
| 11                        | H | Texas            | 39 90 | 36        | H | Okl ahoma        | 52 73 | 59         | A | Okl ahoma St.  | 62 80 | 134                      | A | Kansas            | 68 56 |
| 12                        | H | Texas A&M        | 56 90 | 40        | A | West Vi rgi ni a | 52 82 | 59         | H | Okl ahoma St.  | 57 98 | 134                      | H | Kansas            | 47 60 |
|                           |   |                  |       | 49        | A | Houston          | 75 79 | 75         | A | New Mexi co    | 56 90 | 149                      | H | Texas St.         | 70 87 |
|                           |   |                  |       |           |   |                  |       |            |   |                |       | 282                      | H | Prai ri e Vi ew   | 89 60 |
|                           |   |                  |       |           |   |                  |       |            |   |                |       | 300                      | H | Incarnate Word    | 80 54 |
|                           |   |                  |       |           |   |                  |       |            |   |                |       | 317                      | H | UTRGV             | 80 64 |
|                           |   |                  |       |           |   |                  |       |            |   |                |       | 337                      | H | Flori da A&M      | 82 63 |
|                           |   |                  |       |           |   |                  |       |            |   |                |       | 341                      | H | Ark. -Pine Bl uff | 74 47 |
|                           |   |                  |       |           |   |                  |       |            |   |                |       | 348                      | H | UMass Lowell      | 93 65 |
| -----                     |   |                  |       |           |   |                  |       |            |   |                |       |                          |   |                   |       |
| LAST 12 Division I GAMES: |   |                  |       |           |   |                  |       |            |   |                |       |                          |   |                   |       |
| 59                        | A | Okl ahoma St.    | 62 80 | 57        | A | TCU              | 72 93 | 134        | H | Kansas         | 47 60 | 8                        | A | Bayl or           | 49 97 |
| 40                        | A | West Vi rgi ni a | 52 82 | 59        | H | Okl ahoma St.    | 57 98 | 300        | H | Incarnate Word | 80 54 | 317                      | H | UTRGV             | 80 64 |
| 11                        | H | Texas            | 39 90 |           |   |                  |       |            |   |                |       |                          |   |                   |       |
| 134                       | A | Kansas           | 68 56 |           |   |                  |       |            |   |                |       |                          |   |                   |       |
| 129                       | H | Iowa St.         | 54 66 |           |   |                  |       |            |   |                |       |                          |   |                   |       |
| 36                        | H | Okl ahoma        | 52 73 |           |   |                  |       |            |   |                |       |                          |   |                   |       |

Non-Div I Games:

Texas Tech



T  
o  
l  
e  
d  
o

T  
o  
l  
e  
d  
o

Tol edo



|                   |          |           |                |            |             |               |      |      |       |           |
|-------------------|----------|-----------|----------------|------------|-------------|---------------|------|------|-------|-----------|
| Average RPI Win:  | 261      | WON-LOST  | WINNING        | LAST 10    | STRENGTH OF | OPP. STRENGTH | TEAM | ADJ. | CONF. | ADJ CONF. |
| Average RPI Loss: | 164      | RECORD    | PCT. RANK      | GAMES      | SCHEDULE    | OF SCHEDULE   | RPI  | RPI  | RPI   | RPI       |
| DIV. I ONLY       | 8- 12    | 231       | 3- 7           | 326        | 189         | 281           | 281  | 10   | 10    |           |
| DIV. I NON-CONF.  | 5- 6     | 187       | 1- 2           | 342        | 270         | 313           | 313  | 12   | 12    |           |
| -----             |          |           |                |            |             |               |      |      |       |           |
| TOTALS            | RPI 1-25 | RPI 26-50 | W-L RECORDS    | RPI 51-100 | RPI 101-999 | RPI 201+      |      |      |       |           |
| 8- 12             | 0- 0     | 0- 0      | OVERALL        | 0- 3       | 8- 9        | 6- 4          |      |      |       |           |
| 4- 5              | 0- 0     | 0- 0      | HOME           | 0- 1       | 4- 4        | 3- 2          |      |      |       |           |
| 3- 6              | 0- 0     | 0- 0      | AWAY           | 0- 2       | 3- 4        | 2- 2          |      |      |       |           |
| 1- 1              | 0- 0     | 0- 0      | NEUTRAL        | 0- 0       | 1- 1        | 1- 0          |      |      |       |           |
| 5- 6              | 0- 0     | 0- 0      | NON-CONFERENCE | 0- 0       | 5- 6        | 4- 3          |      |      |       |           |
| 3- 2              | 0- 0     | 0- 0      | HOME           | 0- 0       | 3- 2        | 2- 1          |      |      |       |           |
| 1- 3              | 0- 0     | 0- 0      | AWAY           | 0- 0       | 1- 3        | 1- 2          |      |      |       |           |
| 1- 1              | 0- 0     | 0- 0      | NEUTRAL        | 0- 0       | 1- 1        | 1- 0          |      |      |       |           |
| 3- 6              | 0- 0     | 0- 0      | CONFERENCE     | 0- 3       | 3- 3        | 2- 1          |      |      |       |           |
| 1- 3              | 0- 0     | 0- 0      | HOME           | 0- 1       | 1- 2        | 1- 1          |      |      |       |           |
| 2- 3              | 0- 0     | 0- 0      | AWAY           | 0- 2       | 2- 1        | 1- 0          |      |      |       |           |
| 0- 0              | 0- 0     | 0- 0      | NEUTRAL        | 0- 0       | 0- 0        | 0- 0          |      |      |       |           |

|                                  |                                  |                           |                                  |
|----------------------------------|----------------------------------|---------------------------|----------------------------------|
| RPI 1-25                         | RPI 26-50                        | RPI 51-100                | RPI 101+ Team's RPI: 281         |
| RPI S Opponent Score             | RPI S Opponent Score             | RPI S Opponent Score      | RPI S Opponent Score             |
|                                  |                                  | 73 A El on 61 84          | 114 H George Washi ngton 43 66   |
|                                  |                                  | 73 H El on 45 71          | 119 A Del aware 49 51            |
|                                  |                                  | 90 A James Madi son 45 69 | 137 A William & Mary 67 66       |
|                                  |                                  |                           | 140 A Pi ttsburgh 63 81          |
|                                  |                                  |                           | 155 H Northeastern 61 70         |
|                                  |                                  |                           | 176 H Saint Joseph' s 90 66      |
|                                  |                                  |                           | 185 N Radford 66 69              |
|                                  |                                  |                           | 206 A Norfol k St. 76 86         |
|                                  |                                  |                           | 240 A Loyol a Maryl and 76 67    |
|                                  |                                  |                           | 255 A Col . of Charle ston 83 58 |
|                                  |                                  |                           | 255 H Col . of Charle ston 67 80 |
|                                  |                                  |                           | 269 H Col gate 61 65             |
|                                  |                                  |                           | 278 H UNCW 72 71                 |
|                                  |                                  |                           | 294 A Massachusetts 49 72        |
|                                  |                                  |                           | 326 H Wagner 64 42               |
|                                  |                                  |                           | 332 H UMBC 95 64                 |
|                                  |                                  |                           | 341 N Ark. -Pi ne Bl uff 70 44   |
| LAST 12 Di vi si on I GAMES:     |                                  |                           |                                  |
| 73 H El on 45 71                 | 90 A James Madi son 45 69        |                           |                                  |
| 255 A Col . of Charle ston 83 58 | 255 H Col . of Charle ston 67 80 |                           |                                  |
| 73 A El on 61 84                 | 155 H Northeastern 61 70         |                           |                                  |
| 119 A Del aware 49 51            | 185 N Radford 66 69              |                           |                                  |
| 278 H UNCW 72 71                 | 341 N Ark. -Pi ne Bl uff 70 44   |                           |                                  |
| 137 A William & Mary 67 66       | 206 A Norfol k St. 76 86         |                           |                                  |

Non-Di v I Games:

Towson



|                   |          |           |                |            |             |               |      |      |       |           |
|-------------------|----------|-----------|----------------|------------|-------------|---------------|------|------|-------|-----------|
| Average RPI Win:  | 269      | WON-LOST  | WINNING        | LAST 10    | STRENGTH OF | OPP. STRENGTH | TEAM | ADJ. | CONF. | ADJ CONF. |
| Average RPI Loss: | 144      | RECORD    | PCT. RANK      | GAMES      | SCHEDULE    | OF SCHEDULE   | RPI  | RPI  | RPI   | RPI       |
| DIV. I ONLY       | 8- 10    | 213       | 5- 5           | 289        | 176         | 221           | 221  | 23   | 23    |           |
| DIV. I NON-CONF.  | 3- 6     | 239       | 0- 3           | 231        | 89          | 206           | 206  | 23   | 23    |           |
| -----             |          |           |                |            |             |               |      |      |       |           |
| TOTALS            | RPI 1-25 | RPI 26-50 | W-L RECORDS    | RPI 51-100 | RPI 101-999 | RPI 201+      |      |      |       |           |
| 8- 10             | 0- 1     | 0- 0      | OVERALL        | 0- 2       | 8- 7        | 6- 2          |      |      |       |           |
| 4- 1              | 0- 0     | 0- 0      | HOME           | 0- 0       | 4- 1        | 3- 1          |      |      |       |           |
| 4- 8              | 0- 1     | 0- 0      | AWAY           | 0- 2       | 4- 5        | 3- 1          |      |      |       |           |
| 0- 1              | 0- 0     | 0- 0      | NEUTRAL        | 0- 0       | 0- 1        | 0- 0          |      |      |       |           |
| 3- 6              | 0- 1     | 0- 0      | NON-CONFERENCE | 0- 1       | 3- 4        | 2- 0          |      |      |       |           |
| 1- 0              | 0- 0     | 0- 0      | HOME           | 0- 0       | 1- 0        | 0- 0          |      |      |       |           |
| 2- 5              | 0- 1     | 0- 0      | AWAY           | 0- 1       | 2- 3        | 2- 0          |      |      |       |           |
| 0- 1              | 0- 0     | 0- 0      | NEUTRAL        | 0- 0       | 0- 1        | 0- 0          |      |      |       |           |
| 5- 4              | 0- 0     | 0- 0      | CONFERENCE     | 0- 1       | 5- 3        | 4- 2          |      |      |       |           |
| 3- 1              | 0- 0     | 0- 0      | HOME           | 0- 0       | 3- 1        | 3- 1          |      |      |       |           |
| 2- 3              | 0- 0     | 0- 0      | AWAY           | 0- 1       | 2- 2        | 1- 1          |      |      |       |           |
| 0- 0              | 0- 0     | 0- 0      | NEUTRAL        | 0- 0       | 0- 0        | 0- 0          |      |      |       |           |

| RPI 1-25                  |   |                 |        | RPI 26-50 |   |              |        | RPI 51-100 |   |            |        | RPI 101+ Team's RPI: 221 |   |                 |       |
|---------------------------|---|-----------------|--------|-----------|---|--------------|--------|------------|---|------------|--------|--------------------------|---|-----------------|-------|
| RPI                       | S | Opponent        | Score  | RPI       | S | Opponent     | Score  | RPI        | S | Opponent   | Score  | RPI                      | S | Opponent        | Score |
| 9                         | A | Tennessee       | 69 131 |           |   |              |        | 89         | A | South Ala. | 68 79  | 108                      | H | Jacksonville    | 89 88 |
|                           |   |                 |        |           |   |              |        | 92         | A | Tulane     | 75 106 | 120                      | A | Ole Miss        | 93 96 |
|                           |   |                 |        |           |   |              |        |            |   |            |        | 130                      | A | Middle Tenn.    | 57 73 |
|                           |   |                 |        |           |   |              |        |            |   |            |        | 149                      | A | Texas St.       | 75 83 |
|                           |   |                 |        |           |   |              |        |            |   |            |        | 159                      | A | Louisiana       | 62 55 |
|                           |   |                 |        |           |   |              |        |            |   |            |        | 184                      | A | Samford         | 73 80 |
|                           |   |                 |        |           |   |              |        |            |   |            |        | 184                      | N | Samford         | 76 82 |
|                           |   |                 |        |           |   |              |        |            |   |            |        | 208                      | A | UT Arlington    | 57 76 |
|                           |   |                 |        |           |   |              |        |            |   |            |        | 271                      | H | Appalachian St. | 81 74 |
|                           |   |                 |        |           |   |              |        |            |   |            |        | 273                      | H | Coastal Caro.   | 92 97 |
|                           |   |                 |        |           |   |              |        |            |   |            |        | 312                      | A | Alabama St.     | 93 63 |
|                           |   |                 |        |           |   |              |        |            |   |            |        | 315                      | H | Georgia St.     | 90 86 |
|                           |   |                 |        |           |   |              |        |            |   |            |        | 321                      | H | Ga. Southern    | 88 47 |
|                           |   |                 |        |           |   |              |        |            |   |            |        | 329                      | A | La. -Monroe     | 86 79 |
|                           |   |                 |        |           |   |              |        |            |   |            |        | 340                      | A | Tennessee St.   | 95 66 |
| LAST 12 Division I GAMES: |   |                 |        |           |   |              |        |            |   |            |        |                          |   |                 |       |
| 159                       | A | Louisiana       | 62 55  | 208       | A | UT Arlington | 57 76  |            |   |            |        |                          |   |                 |       |
| 329                       | A | La. -Monroe     | 86 79  | 315       | H | Georgia St.  | 90 86  |            |   |            |        |                          |   |                 |       |
| 273                       | H | Coastal Caro.   | 92 97  | 321       | H | Ga. Southern | 88 47  |            |   |            |        |                          |   |                 |       |
| 271                       | H | Appalachian St. | 81 74  | 184       | N | Samford      | 76 82  |            |   |            |        |                          |   |                 |       |
| 89                        | A | South Ala.      | 68 79  | 92        | A | Tulane       | 75 106 |            |   |            |        |                          |   |                 |       |
| 149                       | A | Texas St.       | 75 83  | 184       | A | Samford      | 73 80  |            |   |            |        |                          |   |                 |       |

Non-Div I Games: Montevallo 130 50 Stillman 89 62

Troy

Loss, Non-Conf, S Site, H Home A Away N Neutral



| RPI 1-25                  |   |          |       | RPI 26-50 |   |               |       | RPI 51-100 |   |              |        | RPI 101+ |   |                |        |
|---------------------------|---|----------|-------|-----------|---|---------------|-------|------------|---|--------------|--------|----------|---|----------------|--------|
| RPI                       | S | Opponent | Score | RPI       | S | Opponent      | Score | RPI        | S | Opponent     | Score  | RPI      | S | Opponent       | Score  |
| 1                         | A | UConn    | 45 98 | 27        | H | LSU           | 50 73 | 86         | A | Maine        | 42 34  | 115      | H | UTEP           | 67 56  |
| 13                        | A | NC State | 55 79 | 29        | A | South Fla.    | 46 75 |            |   |              |        | 118      | H | Vanderbilt     | 71 59  |
|                           |   |          |       | 41        | N | Dayton        | 65 71 |            |   |              |        | 129      | N | Iowa St.       | 64 67  |
|                           |   |          |       | 43        | A | UCF           | 51 59 |            |   |              |        | 130      | H | Middle Tenn.   | 62 44  |
|                           |   |          |       | 49        | A | Houston       | 48 72 |            |   |              |        | 147      | H | Wichita St.    | 56 64  |
|                           |   |          |       | 49        | H | Houston       | 92 98 |            |   |              |        | 162      | A | Tulsa          | 72 63  |
|                           |   |          |       |           |   |               |       |            |   |              |        | 162      | H | Tulsa          | 70 39  |
|                           |   |          |       |           |   |               |       |            |   |              |        | 165      | A | Southern Miss. | 58 66  |
|                           |   |          |       |           |   |               |       |            |   |              |        | 199      | H | New Orleans    | 79 56  |
|                           |   |          |       |           |   |               |       |            |   |              |        | 221      | H | Troy           | 106 75 |
|                           |   |          |       |           |   |               |       |            |   |              |        | 222      | H | East Carolina  | 64 58  |
|                           |   |          |       |           |   |               |       |            |   |              |        | 236      | N | San Diego St.  | 80 46  |
|                           |   |          |       |           |   |               |       |            |   |              |        | 286      | A | McNeese        | 70 66  |
| LAST 12 Division I GAMES: |   |          |       |           |   |               |       |            |   |              |        |          |   |                |        |
|                           |   |          |       | 49        | A | Houston       | 48 72 | 49         | H | Houston      | 92 98  |          |   |                |        |
|                           |   |          |       | 1         | A | UConn         | 45 98 | 162        | A | Tulsa        | 72 63  |          |   |                |        |
|                           |   |          |       | 222       | H | East Carolina | 64 58 | 29         | A | South Fla.   | 46 75  |          |   |                |        |
|                           |   |          |       | 162       | H | Tulsa         | 70 39 | 115        | H | UTEP         | 67 56  |          |   |                |        |
|                           |   |          |       | 43        | A | UCF           | 51 59 | 221        | H | Troy         | 106 75 |          |   |                |        |
|                           |   |          |       | 147       | H | Wichita St.   | 56 64 | 130        | H | Middle Tenn. | 62 44  |          |   |                |        |

Tul ane



Average RPI Win: 183  
Average RPI Loss: 110

WON-LOST  
RECORD

WINNING  
PCT. RANK

LAST 10  
GAMES

STRENGTH OF  
SCHEDULE

OPP. STRENGTH  
OF SCHEDULE

TEAM  
RPI

ADJ.  
RPI

CONF.  
RPI

ADJ CONF.  
RPI

|                  |          |           |                |            |             |          |     |   |   |
|------------------|----------|-----------|----------------|------------|-------------|----------|-----|---|---|
| DIV. I ONLY      | 8- 13    | 243       | 3- 7           | 54         | 115         | 162      | 162 | 8 | 8 |
| DIV. I NON-CONF. | 6- 6     | 170       | 2- 1           | 76         | 286         | 133      | 133 | 7 | 7 |
| <hr/>            |          |           |                |            |             |          |     |   |   |
| TOTALS           | RPI 1-25 | RPI 26-50 | W-L RECORDS    | RPI 51-100 | RPI 101-999 | RPI 201+ |     |   |   |
| 8- 13            | 0- 1     | 0- 2      | OVERALL        | 1- 6       | 7- 4        | 3- 2     |     |   |   |
| 4- 7             | 0- 0     | 0- 2      | HOME           | 0- 3       | 4- 2        | 3- 0     |     |   |   |
| 3- 6             | 0- 1     | 0- 0      | AWAY           | 1- 3       | 2- 2        | 0- 2     |     |   |   |
| 1- 0             | 0- 0     | 0- 0      | NEUTRAL        | 0- 0       | 1- 0        | 0- 0     |     |   |   |
| 6- 6             | 0- 0     | 0- 0      | NON-CONFERENCE | 1- 4       | 5- 2        | 3- 1     |     |   |   |
| 3- 3             | 0- 0     | 0- 0      | HOME           | 0- 2       | 3- 1        | 3- 0     |     |   |   |
| 2- 3             | 0- 0     | 0- 0      | AWAY           | 1- 2       | 1- 1        | 0- 1     |     |   |   |
| 1- 0             | 0- 0     | 0- 0      | NEUTRAL        | 0- 0       | 1- 0        | 0- 0     |     |   |   |
| 2- 7             | 0- 1     | 0- 2      | CONFERENCE     | 0- 2       | 2- 2        | 0- 1     |     |   |   |
| 1- 4             | 0- 0     | 0- 2      | HOME           | 0- 1       | 1- 1        | 0- 0     |     |   |   |
| 1- 3             | 0- 1     | 0- 0      | AWAY           | 0- 1       | 1- 1        | 0- 1     |     |   |   |
| 0- 0             | 0- 0     | 0- 0      | NEUTRAL        | 0- 0       | 0- 0        | 0- 0     |     |   |   |

| RPI                       | S | Opponent | Score | RPI | S | Opponent       | Score | RPI | S | Opponent      | Score | RPI | S | Opponent         | Score | Team's RPI: 162 |
|---------------------------|---|----------|-------|-----|---|----------------|-------|-----|---|---------------|-------|-----|---|------------------|-------|-----------------|
| 1                         | A | UConn    | 60 78 | 29  | H | South Fla.     | 57 71 | 69  | A | South Dakota  | 64 61 | 122 | A | Little Rock      | 74 61 |                 |
|                           |   |          |       | 43  | H | UCF            | 44 47 | 71  | H | Ameri can     | 67 72 | 147 | A | Wichi ta St.     | 67 62 |                 |
|                           |   |          |       |     |   |                |       | 76  | H | Bel mont      | 65 90 | 157 | N | Bi nghamton      | 60 55 |                 |
|                           |   |          |       |     |   |                |       | 91  | A | Sai nt Loui s | 66 77 | 167 | H | Ci nci nnati     | 64 51 |                 |
|                           |   |          |       |     |   |                |       | 92  | A | Tul ane       | 39 70 | 178 | H | Memphi s         | 48 69 |                 |
|                           |   |          |       |     |   |                |       | 92  | H | Tul ane       | 63 72 | 194 | H | Oral Roberts     | 41 53 |                 |
|                           |   |          |       |     |   |                |       | 100 | A | Arkansas      | 41 67 | 210 | H | Arkansas St.     | 68 58 |                 |
|                           |   |          |       |     |   |                |       |     |   |               |       | 222 | A | East Caroli na   | 67 73 |                 |
|                           |   |          |       |     |   |                |       |     |   |               |       | 238 | A | North Texas      | 43 66 |                 |
|                           |   |          |       |     |   |                |       |     |   |               |       | 250 | H | UMKC             | 76 52 |                 |
|                           |   |          |       |     |   |                |       |     |   |               |       | 341 | H | Ark. -Pine Bluff | 87 37 |                 |
| <hr/>                     |   |          |       |     |   |                |       |     |   |               |       |     |   |                  |       |                 |
| LAST 12 Division I GAMES: |   |          |       |     |   |                |       |     |   |               |       |     |   |                  |       |                 |
|                           |   |          |       | 29  | H | South Fla.     | 57 71 | 167 | H | Ci nci nnati  | 64 51 |     |   |                  |       |                 |
|                           |   |          |       | 43  | H | UCF            | 44 47 | 92  | H | Tul ane       | 63 72 |     |   |                  |       |                 |
|                           |   |          |       | 92  | A | Tul ane        | 39 70 | 147 | A | Wichi ta St.  | 67 62 |     |   |                  |       |                 |
|                           |   |          |       | 1   | A | UConn          | 60 78 | 210 | H | Arkansas St.  | 68 58 |     |   |                  |       |                 |
|                           |   |          |       | 178 | H | Memphi s       | 48 69 | 91  | A | Sai nt Loui s | 66 77 |     |   |                  |       |                 |
|                           |   |          |       | 222 | A | East Caroli na | 67 73 | 69  | A | South Dakota  | 64 61 |     |   |                  |       |                 |

Non-Div I Games:

Alas. Anchorage

53

59

Tul sa



|                       |          |                      |                 |                   |                |                      |                           |             |          |           |               |
|-----------------------|----------|----------------------|-----------------|-------------------|----------------|----------------------|---------------------------|-------------|----------|-----------|---------------|
| UAB                   |          | Average RPI Win: 211 | WON-LOST RECORD | WINNING PCT. RANK | LAST 10 GAMES  | STRENGTH OF SCHEDULE | OPP. STRENGTH OF SCHEDULE | TEAM RPI    | ADJ. RPI | CONF. RPI | ADJ CONF. RPI |
| Average RPI Loss: 138 |          |                      |                 |                   |                |                      |                           |             |          |           |               |
| DIV. I ONLY           |          | 15- 3                |                 | 17                | 8- 1           | 259                  | 157                       | 84          | 84       | 18        | 18            |
| DIV. I NON-CONF.      |          | 9- 2                 |                 | 34                | 3- 1           | 302                  | 159                       | 98          | 98       | 19        | 19            |
| -----                 |          |                      |                 |                   |                |                      |                           |             |          |           |               |
| TOTALS                | RPI 1-25 |                      | RPI 26-50       |                   | W-L RECORDS    | RPI 51-100           |                           | RPI 101-999 |          | RPI 201+  |               |
| 15- 3                 | 0- 0     |                      | 1- 0            |                   | OVERALL        | 1- 1                 |                           | 13- 2       |          | 8- 0      |               |
| 8- 1                  | 0- 0     |                      | 1- 0            |                   | HOME           | 0- 0                 |                           | 7- 1        |          | 4- 0      |               |
| 6- 1                  | 0- 0     |                      | 0- 0            |                   | AWAY           | 1- 0                 |                           | 5- 1        |          | 3- 0      |               |
| 1- 1                  | 0- 0     |                      | 0- 0            |                   | NEUTRAL        | 0- 1                 |                           | 1- 0        |          | 1- 0      |               |
| 9- 2                  | 0- 0     |                      | 0- 0            |                   | NON-CONFERENCE | 1- 1                 |                           | 8- 1        |          | 5- 0      |               |
| 5- 0                  | 0- 0     |                      | 0- 0            |                   | HOME           | 0- 0                 |                           | 5- 0        |          | 3- 0      |               |
| 3- 1                  | 0- 0     |                      | 0- 0            |                   | AWAY           | 1- 0                 |                           | 2- 1        |          | 1- 0      |               |
| 1- 1                  | 0- 0     |                      | 0- 0            |                   | NEUTRAL        | 0- 1                 |                           | 1- 0        |          | 1- 0      |               |
| 6- 1                  | 0- 0     |                      | 1- 0            |                   | CONFERENCE     | 0- 0                 |                           | 5- 1        |          | 3- 0      |               |
| 3- 1                  | 0- 0     |                      | 1- 0            |                   | HOME           | 0- 0                 |                           | 2- 1        |          | 1- 0      |               |
| 3- 0                  | 0- 0     |                      | 0- 0            |                   | AWAY           | 0- 0                 |                           | 3- 0        |          | 2- 0      |               |
| 0- 0                  | 0- 0     |                      | 0- 0            |                   | NEUTRAL        | 0- 0                 |                           | 0- 0        |          | 0- 0      |               |

| RPI 1-25                  |   |          |       | RPI 26-50 |   |                |       | RPI 51-100 |   |              |       | RPI 101+ |   |                  |       |
|---------------------------|---|----------|-------|-----------|---|----------------|-------|------------|---|--------------|-------|----------|---|------------------|-------|
| RPI                       | S | Opponent | Score | RPI       | S | Opponent       | Score | RPI        | S | Opponent     | Score | RPI      | S | Opponent         | Score |
|                           |   |          |       | 46        | H | Western Ky.    | 79 61 | 72         | N | Indiana      | 63 71 | 130      | A | Middle Tenn.     | 59 51 |
|                           |   |          |       |           |   |                |       | 89         | A | South Ala.   | 78 66 | 131      | A | High Point       | 77 61 |
|                           |   |          |       |           |   |                |       |            |   |              |       | 136      | H | Southern Ill.    | 76 66 |
|                           |   |          |       |           |   |                |       |            |   |              |       | 165      | H | Southern Miss.   | 63 80 |
|                           |   |          |       |           |   |                |       |            |   |              |       | 178      | A | Memphis          | 62 64 |
|                           |   |          |       |           |   |                |       |            |   |              |       | 179      | H | Fla. Atlantic    | 90 57 |
|                           |   |          |       |           |   |                |       |            |   |              |       | 184      | H | Samford          | 77 53 |
|                           |   |          |       |           |   |                |       |            |   |              |       | 209      | N | UC Santa Barbara | 67 54 |
|                           |   |          |       |           |   |                |       |            |   |              |       | 238      | H | North Texas      | 68 52 |
|                           |   |          |       |           |   |                |       |            |   |              |       | 271      | A | Appalachian St.  | 70 59 |
|                           |   |          |       |           |   |                |       |            |   |              |       | 287      | A | FIU              | 71 61 |
|                           |   |          |       |           |   |                |       |            |   |              |       | 296      | H | Alabama A&M      | 85 58 |
|                           |   |          |       |           |   |                |       |            |   |              |       | 312      | H | Alabama St.      | 61 44 |
|                           |   |          |       |           |   |                |       |            |   |              |       | 318      | A | Old Dominion     | 74 61 |
|                           |   |          |       |           |   |                |       |            |   |              |       | 339      | H | Mississippi Val. | 87 72 |
| -----                     |   |          |       |           |   |                |       |            |   |              |       |          |   |                  |       |
| Team's RPI: 84            |   |          |       |           |   |                |       |            |   |              |       |          |   |                  |       |
| LAST 12 Division I GAMES: |   |          |       |           |   |                |       |            |   |              |       |          |   |                  |       |
|                           |   |          |       | 179       | H | Fla. Atlantic  | 90 57 | 318        | A | Old Dominion | 74 61 |          |   |                  |       |
|                           |   |          |       | 287       | A | FIU            | 71 61 | 89         | A | South Ala.   | 78 66 |          |   |                  |       |
|                           |   |          |       | 238       | H | North Texas    | 68 52 | 312        | H | Alabama St.  | 61 44 |          |   |                  |       |
|                           |   |          |       | 165       | H | Southern Miss. | 63 80 | 296        | H | Alabama A&M  | 85 58 |          |   |                  |       |
|                           |   |          |       | 46        | H | Western Ky.    | 79 61 | 178        | A | Memphis      | 62 64 |          |   |                  |       |
|                           |   |          |       | 130       | A | Middle Tenn.   | 59 51 | 184        | H | Samford      | 77 53 |          |   |                  |       |

Non-Div I Games: Tuskegee 105 50 Miles 85 42

UAB

Loss, 
Non-Conf, 
S Site, 
H Home
A Away 
N Neutral



|                   |          |           |                |            |             |               |      |      |       |           |
|-------------------|----------|-----------|----------------|------------|-------------|---------------|------|------|-------|-----------|
| Average RPI Win:  | 202      | WON-LOST  | WINNING        | LAST 10    | STRENGTH OF | OPP. STRENGTH | TEAM | ADJ. | CONF. | ADJ CONF. |
| Average RPI Loss: | 50       | RECORD    | PCT. RANK      | GAMES      | SCHEDULE    | OF SCHEDULE   | RPI  | RPI  | RPI   | RPI       |
| DIV. I ONLY       | 18- 3    | 13        | 9- 1           | 243        | 109         | 67            | 67   | 21   | 21    |           |
| DIV. I NON-CONF.  | 10- 3    | 51        | 1- 3           | 186        | 41          | 54            | 54   | 20   | 20    |           |
| -----             |          |           |                |            |             |               |      |      |       |           |
| TOTALS            | RPI 1-25 | RPI 26-50 | W-L RECORDS    | RPI 51-100 | RPI 101-999 | RPI 201+      |      |      |       |           |
| 18- 3             | 0- 0     | 0- 2      | OVERALL        | 2- 1       | 16- 0       | 10- 0         |      |      |       |           |
| 9- 1              | 0- 0     | 0- 1      | HOME           | 1- 0       | 8- 0        | 6- 0          |      |      |       |           |
| 8- 2              | 0- 0     | 0- 1      | AWAY           | 1- 1       | 7- 0        | 4- 0          |      |      |       |           |
| 1- 0              | 0- 0     | 0- 0      | NEUTRAL        | 0- 0       | 1- 0        | 0- 0          |      |      |       |           |
| 10- 3             | 0- 0     | 0- 2      | NON-CONFERENCE | 2- 1       | 8- 0        | 4- 0          |      |      |       |           |
| 5- 1              | 0- 0     | 0- 1      | HOME           | 1- 0       | 4- 0        | 2- 0          |      |      |       |           |
| 4- 2              | 0- 0     | 0- 1      | AWAY           | 1- 1       | 3- 0        | 2- 0          |      |      |       |           |
| 1- 0              | 0- 0     | 0- 0      | NEUTRAL        | 0- 0       | 1- 0        | 0- 0          |      |      |       |           |
| 8- 0              | 0- 0     | 0- 0      | CONFERENCE     | 0- 0       | 8- 0        | 6- 0          |      |      |       |           |
| 4- 0              | 0- 0     | 0- 0      | HOME           | 0- 0       | 4- 0        | 4- 0          |      |      |       |           |
| 4- 0              | 0- 0     | 0- 0      | AWAY           | 0- 0       | 4- 0        | 2- 0          |      |      |       |           |
| 0- 0              | 0- 0     | 0- 0      | NEUTRAL        | 0- 0       | 0- 0        | 0- 0          |      |      |       |           |

| RPI 1-25                  |   |                |       | RPI 26-50 |   |                  |       | RPI 51-100 |   |                   |       | Team's RPI: 67 |   |                |       | RPI 101+ |   |                   |       |     |   |              |       |
|---------------------------|---|----------------|-------|-----------|---|------------------|-------|------------|---|-------------------|-------|----------------|---|----------------|-------|----------|---|-------------------|-------|-----|---|--------------|-------|
| RPI                       | S | Opponent       | Score | RPI       | S | Opponent         | Score | RPI        | S | Opponent          | Score | RPI            | S | Opponent       | Score | RPI      | S | Opponent          | Score |     |   |              |       |
| 38                        | A | Oregon St.     | 47 61 | 43        | H | UCF              | 55 62 | 68         | A | Fordham           | 62 70 | 78             | H | Washington St. | 91 76 | 117      | N | Yale              | 71 61 |     |   |              |       |
|                           |   |                |       |           |   |                  |       | 79         | A | Saint Mary's (CA) | 74 50 |                |   |                |       | 144      | H | Portland St.      | 79 67 |     |   |              |       |
|                           |   |                |       |           |   |                  |       |            |   |                   |       |                |   |                |       | 153      | A | Pacific           | 90 58 |     |   |              |       |
|                           |   |                |       |           |   |                  |       |            |   |                   |       |                |   |                |       | 163      | A | Cal Poly          | 80 76 |     |   |              |       |
|                           |   |                |       |           |   |                  |       |            |   |                   |       |                |   |                |       | 164      | H | San Francisco     | 72 55 |     |   |              |       |
|                           |   |                |       |           |   |                  |       |            |   |                   |       |                |   |                |       | 168      | A | UC Irvine         | 76 67 |     |   |              |       |
|                           |   |                |       |           |   |                  |       |            |   |                   |       |                |   |                |       | 209      | A | UC Santa Barbara  | 68 61 |     |   |              |       |
|                           |   |                |       |           |   |                  |       |            |   |                   |       |                |   |                |       | 209      | H | UC Santa Barbara  | 69 63 |     |   |              |       |
|                           |   |                |       |           |   |                  |       |            |   |                   |       |                |   |                |       | 216      | A | Seattle U         | 79 53 |     |   |              |       |
|                           |   |                |       |           |   |                  |       |            |   |                   |       |                |   |                |       | 231      | H | Pepperdine        | 69 64 |     |   |              |       |
|                           |   |                |       |           |   |                  |       |            |   |                   |       |                |   |                |       | 242      | H | UC Riverside      | 74 63 |     |   |              |       |
|                           |   |                |       |           |   |                  |       |            |   |                   |       |                |   |                |       | 246      | H | Hawaii            | 76 52 |     |   |              |       |
|                           |   |                |       |           |   |                  |       |            |   |                   |       |                |   |                |       | 284      | H | Sacramento St.    | 79 72 |     |   |              |       |
|                           |   |                |       |           |   |                  |       |            |   |                   |       |                |   |                |       | 298      | H | Cal St. Fullerton | 67 53 |     |   |              |       |
|                           |   |                |       |           |   |                  |       |            |   |                   |       |                |   |                |       | 303      | A | Southern Utah     | 85 59 |     |   |              |       |
|                           |   |                |       |           |   |                  |       |            |   |                   |       |                |   |                |       | 335      | A | Long Beach St.    | 83 71 |     |   |              |       |
| LAST 12 Division I GAMES: |   |                |       |           |   |                  |       |            |   |                   |       |                |   |                |       |          |   |                   |       |     |   |              |       |
| 335                       | A | Long Beach St. | 83 71 | 209       | H | UC Santa Barbara | 69 63 | 298        | H | Cal St. Fullerton | 67 53 | 163            | A | Cal Poly       | 80 76 | 209      | A | UC Santa Barbara  | 68 61 | 242 | H | UC Riverside | 74 63 |
| 246                       | H | Hawaii         | 76 52 | 168       | A | UC Irvine        | 76 67 | 68         | A | Fordham           | 62 70 | 117            | N | Yale           | 71 61 | 38       | A | Oregon St.        | 47 61 | 43  | H | UCF          | 55 62 |

Non-Div I Games:

UC Davis



|                   |          |                    |                      |                               |                         |                              |             |             |              |                  |    |
|-------------------|----------|--------------------|----------------------|-------------------------------|-------------------------|------------------------------|-------------|-------------|--------------|------------------|----|
| UC Irvine         |          |                    |                      | Through Games Of Feb. 1, 2018 |                         |                              |             |             |              |                  |    |
| Average RPI Win:  | 251      | WON-LOST<br>RECORD | WINNING<br>PCT. RANK | LAST 10<br>GAMES              | STRENGTH OF<br>SCHEDULE | OPP. STRENGTH<br>OF SCHEDULE | TEAM<br>RPI | ADJ.<br>RPI | CONF.<br>RPI | ADJ CONF.<br>RPI |    |
| Average RPI Loss: | 132      |                    |                      |                               |                         |                              |             |             |              |                  |    |
| DIV. I ONLY       |          | 13- 8              | 107                  | 8- 2                          | 278                     | 199                          | 168         | 168         | 21           | 21               |    |
| DIV. I NON-CONF.  |          | 7- 6               | 165                  | 2- 1                          | 301                     | 209                          | 221         | 221         | 20           | 20               |    |
| -----             |          |                    |                      |                               |                         |                              |             |             |              |                  |    |
| TOTALS            |          | RPI 1-25           | RPI 26-50            |                               | W-L RECORDS             |                              | RPI 51-100  | RPI 101-999 | RPI 201+     |                  |    |
| 13- 8             | 0- 0     | 0- 0               |                      | OVERALL                       |                         | 0- 2                         | 13- 6       | 13- 0       |              |                  |    |
| 6- 3              | 0- 0     | 0- 0               |                      | HOME                          |                         | 0- 1                         | 6- 2        | 6- 0        |              |                  |    |
| 7- 3              | 0- 0     | 0- 0               |                      | AWAY                          |                         | 0- 1                         | 7- 2        | 7- 0        |              |                  |    |
| 0- 2              | 0- 0     | 0- 0               |                      | NEUTRAL                       |                         | 0- 0                         | 0- 2        | 0- 0        |              |                  |    |
|                   |          |                    |                      |                               |                         |                              |             |             |              |                  |    |
| 7- 6              | 0- 0     | 0- 0               |                      | NON-CONFERENCE                |                         | 0- 1                         | 7- 5        | 7- 0        |              |                  |    |
| 3- 2              | 0- 0     | 0- 0               |                      | HOME                          |                         | 0- 0                         | 3- 2        | 3- 0        |              |                  |    |
| 4- 2              | 0- 0     | 0- 0               |                      | AWAY                          |                         | 0- 1                         | 4- 1        | 4- 0        |              |                  |    |
| 0- 2              | 0- 0     | 0- 0               |                      | NEUTRAL                       |                         | 0- 0                         | 0- 2        | 0- 0        |              |                  |    |
|                   |          |                    |                      |                               |                         |                              |             |             |              |                  |    |
| 6- 2              | 0- 0     | 0- 0               |                      | CONFERENCE                    |                         | 0- 1                         | 6- 1        | 6- 0        |              |                  |    |
| 3- 1              | 0- 0     | 0- 0               |                      | HOME                          |                         | 0- 1                         | 3- 0        | 3- 0        |              |                  |    |
| 3- 1              | 0- 0     | 0- 0               |                      | AWAY                          |                         | 0- 0                         | 3- 1        | 3- 0        |              |                  |    |
| 0- 0              | 0- 0     | 0- 0               |                      | NEUTRAL                       |                         | 0- 0                         | 0- 0        | 0- 0        |              |                  |    |
| -----             |          |                    |                      |                               |                         |                              |             |             |              |                  |    |
| RPI 1-25          |          |                    |                      | RPI 26-50                     |                         |                              |             | RPI 51-100  |              |                  |    |
| RPI S             | Opponent | Score              |                      | RPI S                         | Opponent                | Score                        |             | RPI S       | Opponent     | Score            |    |
|                   |          |                    |                      |                               |                         |                              |             | 67 H        | UC Davis     | 67               | 76 |
|                   |          |                    |                      |                               |                         |                              |             | 75 A        | New Mexico   | 61               | 83 |
|                   |          |                    |                      |                               |                         |                              |             |             |              |                  |    |
|                   |          |                    |                      |                               |                         |                              |             |             |              |                  |    |
|                   |          |                    |                      |                               |                         |                              |             |             |              |                  |    |
|                   |          |                    |                      |                               |                         |                              |             |             |              |                  |    |
|                   |          |                    |                      |                               |                         |                              |             |             |              |                  |    |
|                   |          |                    |                      |                               |                         |                              |             |             |              |                  |    |
|                   |          |                    |                      |                               |                         |                              |             |             |              |                  |    |
|                   |          |                    |                      |                               |                         |                              |             |             |              |                  |    |
|                   |          |                    |                      |                               |                         |                              |             |             |              |                  |    |
|                   |          |                    |                      |                               |                         |                              |             |             |              |                  |    |
|                   |          |                    |                      |                               |                         |                              |             |             |              |                  |    |
|                   |          |                    |                      |                               |                         |                              |             |             |              |                  |    |
|                   |          |                    |                      |                               |                         |                              |             |             |              |                  |    |
|                   |          |                    |                      |                               |                         |                              |             |             |              |                  |    |
|                   |          |                    |                      |                               |                         |                              |             |             |              |                  |    |
|                   |          |                    |                      |                               |                         |                              |             |             |              |                  |    |
|                   |          |                    |                      |                               |                         |                              |             |             |              |                  |    |
|                   |          |                    |                      |                               |                         |                              |             |             |              |                  |    |
|                   |          |                    |                      |                               |                         |                              |             |             |              |                  |    |
|                   |          |                    |                      |                               |                         |                              |             |             |              |                  |    |
|                   |          |                    |                      |                               |                         |                              |             |             |              |                  |    |
|                   |          |                    |                      |                               |                         |                              |             |             |              |                  |    |
|                   |          |                    |                      |                               |                         |                              |             |             |              |                  |    |
|                   |          |                    |                      |                               |                         |                              |             |             |              |                  |    |
|                   |          |                    |                      |                               |                         |                              |             |             |              |                  |    |
|                   |          |                    |                      |                               |                         |                              |             |             |              |                  |    |
|                   |          |                    |                      |                               |                         |                              |             |             |              |                  |    |
|                   |          |                    |                      |                               |                         |                              |             |             |              |                  |    |
|                   |          |                    |                      |                               |                         |                              |             |             |              |                  |    |
|                   |          |                    |                      |                               |                         |                              |             |             |              |                  |    |
|                   |          |                    |                      |                               |                         |                              |             |             |              |                  |    |
|                   |          |                    |                      |                               |                         |                              |             |             |              |                  |    |
|                   |          |                    |                      |                               |                         |                              |             |             |              |                  |    |
|                   |          |                    |                      |                               |                         |                              |             |             |              |                  |    |
|                   |          |                    |                      |                               |                         |                              |             |             |              |                  |    |
|                   |          |                    |                      |                               |                         |                              |             |             |              |                  |    |
|                   |          |                    |                      |                               |                         |                              |             |             |              |                  |    |
|                   |          |                    |                      |                               |                         |                              |             |             |              |                  |    |
|                   |          |                    |                      |                               |                         |                              |             |             |              |                  |    |
|                   |          |                    |                      |                               |                         |                              |             |             |              |                  |    |
|                   |          |                    |                      |                               |                         |                              |             |             |              |                  |    |
|                   |          |                    |                      |                               |                         |                              |             |             |              |                  |    |
|                   |          |                    |                      |                               |                         |                              |             |             |              |                  |    |
|                   |          |                    |                      |                               |                         |                              |             |             |              |                  |    |
|                   |          |                    |                      |                               |                         |                              |             |             |              |                  |    |
|                   |          |                    |                      |                               |                         |                              |             |             |              |                  |    |
|                   |          |                    |                      |                               |                         |                              |             |             |              |                  |    |
|                   |          |                    |                      |                               |                         |                              |             |             |              |                  |    |
|                   |          |                    |                      |                               |                         |                              |             |             |              |                  |    |
|                   |          |                    |                      |                               |                         |                              |             |             |              |                  |    |
|                   |          |                    |                      |                               |                         |                              |             |             |              |                  |    |
|                   |          |                    |                      |                               |                         |                              |             |             |              |                  |    |
|                   |          |                    |                      |                               |                         |                              |             |             |              |                  |    |
|                   |          |                    |                      |                               |                         |                              |             |             |              |                  |    |
|                   |          |                    |                      |                               |                         |                              |             |             |              |                  |    |
|                   |          |                    |                      |                               |                         |                              |             |             |              |                  |    |
|                   |          |                    |                      |                               |                         |                              |             |             |              |                  |    |
|                   |          |                    |                      |                               |                         |                              |             |             |              |                  |    |
|                   |          |                    |                      |                               |                         |                              |             |             |              |                  |    |
|                   |          |                    |                      |                               |                         |                              |             |             |              |                  |    |
|                   |          |                    |                      |                               |                         |                              |             |             |              |                  |    |
|                   |          |                    |                      |                               |                         |                              |             |             |              |                  |    |
|                   |          |                    |                      |                               |                         |                              |             |             |              |                  |    |
|                   |          |                    |                      |                               |                         |                              |             |             |              |                  |    |
|                   |          |                    |                      |                               |                         |                              |             |             |              |                  |    |
|                   |          |                    |                      |                               |                         |                              |             |             |              |                  |    |
|                   |          |                    |                      |                               |                         |                              |             |             |              |                  |    |
|                   |          |                    |                      |                               |                         |                              |             |             |              |                  |    |
|                   |          |                    |                      |                               |                         |                              |             |             |              |                  |    |
|                   |          |                    |                      |                               |                         |                              |             |             |              |                  |    |
|                   |          |                    |                      |                               |                         |                              |             |             |              |                  |    |
|                   |          |                    |                      |                               |                         |                              |             |             |              |                  |    |
|                   |          |                    |                      |                               |                         |                              |             |             |              |                  |    |
|                   |          |                    |                      |                               |                         |                              |             |             |              |                  |    |
|                   |          |                    |                      |                               |                         |                              |             |             |              |                  |    |
|                   |          |                    |                      |                               |                         |                              |             |             |              |                  |    |
|                   |          |                    |                      |                               |                         |                              |             |             |              |                  |    |
|                   |          |                    |                      |                               |                         |                              |             |             |              |                  |    |
|                   |          |                    |                      |                               |                         |                              |             |             |              |                  |    |
|                   |          |                    |                      |                               |                         |                              |             |             |              |                  |    |
|                   |          |                    |                      |                               |                         |                              |             |             |              |                  |    |
|                   |          |                    |                      |                               |                         |                              |             |             |              |                  |    |
|                   |          |                    |                      |                               |                         |                              |             |             |              |                  |    |
|                   |          |                    |                      |                               |                         |                              |             |             |              |                  |    |
|                   |          |                    |                      |                               |                         |                              |             |             |              |                  |    |
|                   |          |                    |                      |                               |                         |                              |             |             |              |                  |    |
|                   |          |                    |                      |                               |                         |                              |             |             |              |                  |    |
|                   |          |                    |                      |                               |                         |                              |             |             |              |                  |    |
|                   |          |                    |                      |                               |                         |                              |             |             |              |                  |    |
|                   |          |                    |                      |                               |                         |                              |             |             |              |                  |    |
|                   |          |                    |                      |                               |                         |                              |             |             |              |                  |    |
|                   |          |                    |                      |                               |                         |                              |             |             |              |                  |    |
|                   |          |                    |                      |                               |                         |                              |             |             |              |                  |    |
|                   |          |                    |                      |                               |                         |                              |             |             |              |                  |    |
|                   |          |                    |                      |                               |                         |                              |             |             |              |                  |    |
|                   |          |                    |                      |                               |                         |                              |             |             |              |                  |    |
|                   |          |                    |                      |                               |                         |                              |             |             |              |                  |    |
|                   |          |                    |                      |                               |                         |                              |             |             |              |                  |    |
|                   |          |                    |                      |                               |                         |                              |             |             |              |                  |    |
|                   |          |                    |                      |                               |                         |                              |             |             |              |                  |    |
|                   |          |                    |                      |                               |                         |                              |             |             |              |                  |    |
|                   |          |                    |                      |                               |                         |                              |             |             |              |                  |    |
|                   |          |                    |                      |                               |                         |                              |             |             |              |                  |    |
|                   |          |                    |                      |                               |                         |                              |             |             |              |                  |    |
|                   |          |                    |                      |                               |                         |                              |             |             |              |                  |    |
|                   |          |                    |                      |                               |                         |                              |             |             |              |                  |    |
|                   |          |                    |                      |                               |                         |                              |             |             |              |                  |    |
|                   |          |                    |                      |                               |                         |                              |             |             |              |                  |    |
|                   |          |                    |                      |                               |                         |                              |             |             |              |                  |    |
|                   |          |                    |                      |                               |                         |                              |             |             |              |                  |    |
|                   |          |                    |                      |                               |                         |                              |             |             |              |                  |    |
|                   |          |                    |                      |                               |                         |                              |             |             |              |                  |    |
|                   |          |                    |                      |                               |                         |                              |             |             |              |                  |    |
|                   |          |                    |                      |                               |                         |                              |             |             |              |                  |    |
|                   |          |                    |                      |                               |                         |                              |             |             |              |                  |    |
|                   |          |                    |                      |                               |                         |                              |             |             |              |                  |    |
|                   |          |                    |                      |                               |                         |                              |             |             |              |                  |    |
|                   |          |                    |                      |                               |                         |                              |             |             |              |                  |    |
|                   |          |                    |                      |                               |                         |                              |             |             |              |                  |    |
|                   |          |                    |                      |                               |                         |                              |             |             |              |                  |    |
|                   |          |                    |                      |                               |                         |                              |             |             |              |                  |    |
|                   |          |                    |                      |                               |                         |                              |             |             |              |                  |    |
|                   |          |                    |                      |                               |                         |                              |             |             |              |                  |    |
|                   |          |                    |                      |                               |                         |                              |             |             |              |                  |    |
|                   |          |                    |                      |                               |                         |                              |             |             |              |                  |    |
|                   |          |                    |                      |                               |                         |                              |             |             |              |                  |    |
|                   |          |                    |                      |                               |                         |                              |             |             |              |                  |    |
|                   |          |                    |                      |                               |                         |                              |             |             |              |                  |    |
|                   |          |                    |                      |                               |                         |                              |             |             |              |                  |    |
|                   |          |                    |                      |                               |                         |                              |             |             |              |                  |    |
|                   |          |                    |                      |                               |                         |                              |             |             |              |                  |    |
|                   |          |                    |                      |                               |                         |                              |             |             |              |                  |    |
|                   |          |                    |                      |                               |                         |                              |             |             |              |                  |    |
|                   |          |                    |                      |                               |                         |                              |             |             |              |                  |    |
|                   |          |                    |                      |                               |                         |                              |             |             |              |                  |    |
|                   |          |                    |                      |                               |                         |                              |             |             |              |                  |    |
|                   |          |                    |                      |                               |                         |                              |             |             |              |                  |    |
|                   |          |                    |                      |                               |                         |                              |             |             |              |                  |    |
|                   |          |                    |                      |                               |                         |                              |             |             |              |                  |    |
|                   |          |                    |                      |                               |                         |                              |             |             |              |                  |    |
|                   |          |                    |                      |                               |                         |                              |             |             |              |                  |    |
|                   |          |                    |                      |                               |                         |                              |             |             |              |                  |    |
|                   |          |                    |                      |                               |                         |                              |             |             |              |                  |    |
|                   |          |                    |                      |                               |                         |                              |             |             |              |                  |    |
|                   |          |                    |                      |                               |                         |                              |             |             |              |                  |    |
|                   |          |                    |                      |                               |                         |                              |             |             |              |                  |    |
|                   |          |                    |                      |                               |                         |                              |             |             |              |                  |    |
|                   |          |                    |                      |                               |                         |                              |             |             |              |                  |    |
|                   |          |                    |                      |                               |                         |                              |             |             |              |                  |    |
|                   |          |                    |                      |                               |                         |                              |             |             |              |                  |    |
|                   |          |                    |                      |                               |                         |                              |             |             |              |                  |    |
|                   |          |                    |                      |                               |                         |                              |             |             |              |                  |    |
|                   |          |                    |                      |                               |                         |                              |             |             |              |                  |    |
|                   |          |                    |                      |                               |                         |                              |             |             |              |                  |    |
|                   |          |                    |                      |                               |                         |                              |             |             |              |                  |    |
|                   |          |                    |                      |                               |                         |                              |             |             |              |                  |    |
|                   |          |                    |                      |                               |                         |                              |             |             |              |                  |    |
|                   |          |                    |                      |                               |                         |                              |             |             |              |                  |    |
|                   |          |                    |                      |                               |                         |                              |             |             |              |                  |    |
|                   |          |                    |                      |                               |                         |                              |             |             |              |                  |    |
|                   |          |                    |                      |                               |                         |                              |             |             |              |                  |    |
|                   |          |                    |                      |                               |                         |                              |             |             |              |                  |    |
|                   |          |                    |                      |                               |                         |                              |             |             |              |                  |    |
|                   |          |                    |                      |                               |                         |                              |             |             |              |                  |    |
|                   |          |                    |                      |                               |                         |                              |             |             |              |                  |    |
|                   |          |                    |                      |                               |                         |                              |             |             |              |                  |    |
|                   |          |                    |                      |                               |                         |                              |             |             |              |                  |    |
|                   |          |                    |                      |                               |                         |                              |             |             |              |                  |    |
|                   |          |                    |                      |                               |                         |                              |             |             |              |                  |    |
|                   |          |                    |                      |                               |                         |                              |             |             |              |                  |    |
|                   |          |                    |                      |                               |                         |                              |             |             |              |                  |    |
|                   |          |                    |                      |                               |                         |                              |             |             |              |                  |    |
|                   |          |                    |                      |                               |                         |                              |             |             |              |                  |    |
|                   |          |                    |                      |                               |                         |                              |             |             |              |                  |    |
|                   |          |                    |                      |                               |                         |                              |             |             |              |                  |    |
|                   |          |                    |                      |                               |                         |                              |             |             |              |                  |    |
|                   |          |                    |                      |                               |                         |                              |             |             |              |                  |    |
|                   |          |                    |                      |                               |                         |                              |             |             |              |                  |    |
|                   |          |                    |                      |                               |                         |                              |             |             |              |                  |    |
|                   |          |                    |                      |                               |                         |                              |             |             |              |                  |    |
|                   |          |                    |                      |                               |                         |                              |             |             |              |                  |    |
|                   |          |                    |                      |                               |                         |                              |             |             |              |                  |    |
|                   |          |                    |                      |                               |                         |                              |             |             |              |                  |    |
|                   |          |                    |                      |                               |                         |                              |             |             |              |                  |    |
|                   |          |                    |                      |                               |                         |                              |             |             |              |                  |    |
|                   |          |                    |                      |                               |                         |                              |             |             |              |                  |    |
|                   |          |                    |                      |                               |                         |                              |             |             |              |                  |    |
|                   |          |                    |                      |                               |                         |                              |             |             |              |                  |    |
|                   |          |                    |                      |                               |                         |                              |             |             |              |                  |    |
|                   |          |                    |                      |                               |                         |                              |             |             |              |                  |    |
|                   |          |                    |                      |                               |                         |                              |             |             |              |                  |    |
|                   |          |                    |                      |                               |                         |                              |             |             |              |                  |    |
|                   |          |                    |                      |                               |                         |                              |             |             |              |                  |    |
|                   |          |                    |                      |                               |                         |                              |             |             |              |                  |    |
|                   |          |                    |                      |                               |                         |                              |             |             |              |                  |    |
|                   |          |                    |                      |                               |                         |                              |             |             |              |                  |    |
|                   |          |                    |                      |                               |                         |                              |             |             |              |                  |    |
|                   |          |                    |                      |                               |                         |                              |             |             |              |                  |    |
|                   |          |                    |                      |                               |                         |                              |             |             |              |                  |    |
|                   |          |                    |                      |                               |                         |                              |             |             |              |                  |    |
|                   |          |                    |                      |                               |                         |                              |             |             |              |                  |    |
|                   |          |                    |                      |                               |                         |                              |             |             |              |                  |    |
|                   |          |                    |                      |                               |                         |                              |             |             |              |                  |    |
|                   |          |                    |                      |                               |                         |                              |             |             |              |                  |    |
|                   |          |                    |                      |                               |                         |                              |             |             |              |                  |    |
|                   |          |                    |                      |                               |                         |                              |             |             |              |                  |    |
|                   |          |                    |                      |                               |                         |                              |             |             |              |                  |    |
|                   |          |                    |                      |                               |                         |                              |             |             |              |                  |    |
|                   |          |                    |                      |                               |                         |                              |             |             |              |                  |    |
|                   |          |                    |                      |                               |                         |                              |             |             |              |                  |    |
|                   |          |                    |                      |                               |                         |                              |             |             |              |                  |    |
|                   |          |                    |                      |                               |                         |                              |             |             |              |                  |    |
|                   |          |                    |                      |                               |                         |                              |             |             |              |                  |    |
|                   |          |                    |                      |                               |                         |                              |             |             |              |                  |    |
|                   |          |                    |                      |                               |                         |                              |             |             |              |                  |    |
|                   |          |                    |                      |                               |                         |                              |             |             |              |                  |    |
|                   |          |                    |                      |                               |                         |                              |             |             |              |                  |    |
|                   |          |                    |                      |                               |                         |                              |             |             |              |                  |    |
|                   |          |                    |                      |                               |                         |                              |             |             |              |                  |    |
|                   |          |                    |                      |                               |                         |                              |             |             |              |                  |    |
|                   |          |                    |                      |                               |                         |                              |             |             |              |                  |    |
|                   |          |                    |                      |                               |                         |                              |             |             |              |                  |    |
|                   |          |                    |                      |                               |                         |                              |             |             |              |                  |    |
|                   |          |                    |                      |                               |                         |                              |             |             |              |                  |    |
|                   |          |                    |                      |                               |                         |                              |             |             |              |                  |    |
|                   |          |                    |                      |                               |                         |                              |             |             |              |                  |    |
|                   |          |                    |                      |                               |                         |                              |             |             |              |                  |    |
|                   |          |                    |                      |                               |                         |                              |             |             |              |                  |    |
|                   |          |                    |                      |                               |                         |                              |             |             |              |                  |    |
|                   |          |                    |                      |                               |                         |                              |             |             |              |                  |    |
|                   |          |                    |                      |                               |                         |                              |             |             |              |                  |    |
|                   |          |                    |                      |                               |                         |                              |             |             |              |                  |    |
|                   |          |                    |                      |                               |                         |                              |             |             |              |                  |    |
|                   |          |                    |                      |                               |                         |                              |             |             |              |                  |    |
|                   |          |                    |                      |                               |                         |                              |             |             |              |                  |    |
|                   |          |                    |                      |                               |                         |                              |             |             |              |                  |    |
|                   |          |                    |                      |                               |                         |                              |             |             |              |                  |    |
|                   |          |                    |                      |                               |                         |                              |             |             |              |                  |    |
|                   |          |                    |                      |                               |                         |                              |             |             |              |                  |    |
|                   |          |                    |                      |                               |                         |                              |             |             |              |                  |    |
|                   |          |                    |                      |                               |                         |                              |             |             |              |                  |    |
|                   |          |                    |                      |                               |                         |                              |             |             |              |                  |    |
|                   |          |                    |                      |                               |                         |                              |             |             |              |                  |    |
|                   |          |                    |                      |                               |                         |                              |             |             |              |                  |    |
|                   |          |                    |                      |                               |                         |                              |             |             |              |                  |    |
|                   |          |                    |                      |                               |                         |                              |             |             |              |                  |    |
|                   |          |                    |                      |                               |                         |                              |             |             |              |                  |    |
|                   |          |                    |                      |                               |                         |                              |             |             |              |                  |    |
|                   |          |                    |                      |                               |                         |                              |             |             |              |                  |    |
|                   |          |                    |                      |                               |                         |                              |             |             |              |                  |    |
|                   |          |                    |                      |                               |                         |                              |             |             |              |                  |    |
|                   |          |                    |                      |                               |                         |                              |             |             |              |                  |    |
|                   |          |                    |                      |                               |                         |                              |             |             |              |                  |    |
|                   |          |                    |                      |                               |                         |                              |             |             |              |                  |    |
|                   |          |                    |                      |                               |                         |                              |             |             |              |                  |    |
|                   |          |                    |                      |                               |                         |                              |             |             |              |                  |    |
|                   |          |                    |                      |                               |                         |                              |             |             |              |                  |    |
|                   |          |                    |                      |                               |                         |                              |             |             |              |                  |    |
|                   |          |                    |                      |                               |                         |                              |             |             |              |                  |    |
|                   |          |                    |                      |                               |                         |                              |             |             |              |                  |    |
|                   |          |                    |                      |                               |                         |                              |             |             |              |                  |    |
|                   |          |                    |                      |                               |                         |                              |             |             |              |                  |    |
|                   |          |                    |                      |                               |                         |                              |             |             |              |                  |    |
|                   |          |                    |                      |                               |                         |                              |             |             |              |                  |    |
|                   |          |                    |                      |                               |                         |                              |             |             |              |                  |    |
|                   |          |                    |                      |                               |                         |                              |             |             |              |                  |    |
|                   |          |                    |                      |                               |                         |                              |             |             |              |                  |    |
|                   |          |                    |                      |                               |                         |                              |             |             |              |                  |    |
|                   |          |                    |                      |                               |                         |                              |             |             |              |                  |    |
|                   |          |                    |                      |                               |                         |                              |             |             |              |                  |    |
|                   |          |                    |                      |                               |                         |                              |             |             |              |                  |    |
|                   |          |                    |                      |                               |                         |                              |             |             |              |                  |    |
|                   |          |                    |                      |                               |                         |                              |             |             |              |                  |    |
|                   |          |                    |                      |                               |                         |                              |             |             |              |                  |    |
|                   |          |                    |                      |                               |                         |                              |             |             |              |                  |    |
|                   |          |                    |                      |                               |                         |                              |             |             |              |                  |    |
|                   |          |                    |                      |                               |                         |                              |             |             |              |                  |    |
|                   |          |                    |                      |                               |                         |                              |             |             |              |                  |    |
|                   |          |                    |                      |                               |                         |                              |             |             |              |                  |    |
|                   |          |                    |                      |                               |                         |                              |             |             |              |                  |    |
|                   |          |                    |                      |                               |                         |                              |             |             |              |                  |    |
|                   |          |                    |                      |                               |                         |                              |             |             |              |                  |    |
|                   |          |                    |                      |                               |                         |                              |             |             |              |                  |    |
|                   |          |                    |                      |                               |                         |                              |             |             |              |                  |    |
|                   |          |                    |                      |                               |                         |                              |             |             |              |                  |    |
|                   |          |                    |                      |                               |                         |                              |             |             |              |                  |    |
|                   |          |                    |                      |                               |                         |                              |             |             |              |                  |    |
|                   |          |                    |                      |                               |                         |                              |             |             |              |                  |    |



|                   |          |           |                |            |             |               |      |      |       |           |
|-------------------|----------|-----------|----------------|------------|-------------|---------------|------|------|-------|-----------|
| Average RPI Win:  | 234      | WON-LOST  | WINNING        | LAST 10    | STRENGTH OF | OPP. STRENGTH | TEAM | ADJ. | CONF. | ADJ CONF. |
| Average RPI Loss: | 123      | RECORD    | PCT. RANK      | GAMES      | SCHEDULE    | OF SCHEDULE   | RPI  | RPI  | RPI   | RPI       |
| DIV. I ONLY       | 6- 16    | 290       | 3- 7           | 114        | 128         | 242           | 242  | 21   | 21    |           |
| DIV. I NON-CONF.  | 3- 11    | 289       | 0- 4           | 60         | 42          | 211           | 211  | 20   | 20    |           |
| -----             |          |           |                |            |             |               |      |      |       |           |
| TOTALS            | RPI 1-25 | RPI 26-50 | W-L RECORDS    | RPI 51-100 | RPI 101-999 | RPI 201+      |      |      |       |           |
| 6- 16             | 0- 2     | 0- 3      | OVERALL        | 0- 2       | 6- 9        | 4- 4          |      |      |       |           |
| 4- 5              | 0- 0     | 0- 1      | HOME           | 0- 0       | 4- 4        | 4- 0          |      |      |       |           |
| 1- 9              | 0- 2     | 0- 2      | AWAY           | 0- 2       | 1- 3        | 0- 2          |      |      |       |           |
| 1- 2              | 0- 0     | 0- 0      | NEUTRAL        | 0- 0       | 1- 2        | 0- 2          |      |      |       |           |
| 3- 11             | 0- 2     | 0- 3      | NON-CONFERENCE | 0- 1       | 3- 5        | 1- 2          |      |      |       |           |
| 1- 3              | 0- 0     | 0- 1      | HOME           | 0- 0       | 1- 2        | 1- 0          |      |      |       |           |
| 1- 6              | 0- 2     | 0- 2      | AWAY           | 0- 1       | 1- 1        | 0- 0          |      |      |       |           |
| 1- 2              | 0- 0     | 0- 0      | NEUTRAL        | 0- 0       | 1- 2        | 0- 2          |      |      |       |           |
| 3- 5              | 0- 0     | 0- 0      | CONFERENCE     | 0- 1       | 3- 4        | 3- 2          |      |      |       |           |
| 3- 2              | 0- 0     | 0- 0      | HOME           | 0- 0       | 3- 2        | 3- 0          |      |      |       |           |
| 0- 3              | 0- 0     | 0- 0      | AWAY           | 0- 1       | 0- 2        | 0- 2          |      |      |       |           |
| 0- 0              | 0- 0     | 0- 0      | NEUTRAL        | 0- 0       | 0- 0        | 0- 0          |      |      |       |           |

| RPI 1-25                  |   |                   |       | RPI 26-50 |   |                         |        | RPI 51-100 |   |              |       | RPI 101+ |   |                   |       | Team's RPI: 242 |
|---------------------------|---|-------------------|-------|-----------|---|-------------------------|--------|------------|---|--------------|-------|----------|---|-------------------|-------|-----------------|
| RPI                       | S | Opponent          | Score | RPI       | S | Opponent                | Score  | RPI        | S | Opponent     | Score | RPI      | S | Opponent          | Score |                 |
| 10                        | A | UCLA              | 48 68 | 28        | A | Arizona St.             | 48 73  | 67         | A | UC Davis     | 63 74 | 104      | N | UNLV              | 95 88 |                 |
| 25                        | A | Stanford          | 43 53 | 48        | H | Southern Cal i forn i a | 46 64  | 69         | A | South Dakota | 66 75 | 115      | H | UTEP              | 62 73 |                 |
|                           |   |                   |       | 50        | A | Minnesota               | 75 101 |            |   |              |       | 129      | A | Iowa St.          | 66 89 |                 |
|                           |   |                   |       |           |   |                         |        |            |   |              |       | 152      | H | Loyola Marymount  | 59 67 |                 |
|                           |   |                   |       |           |   |                         |        |            |   |              |       | 163      | H | Cal Poly          | 82 87 |                 |
|                           |   |                   |       |           |   |                         |        |            |   |              |       | 168      | H | UC Irvine         | 71 81 |                 |
|                           |   |                   |       |           |   |                         |        |            |   |              |       | 173      | A | Fresno St.        | 68 56 |                 |
|                           |   |                   |       |           |   |                         |        |            |   |              |       | 202      | A | CSUN              | 55 60 |                 |
|                           |   |                   |       |           |   |                         |        |            |   |              |       | 215      | N | SMU               | 51 73 |                 |
|                           |   |                   |       |           |   |                         |        |            |   |              |       | 245      | H | CSU Bakersfi eld  | 68 65 |                 |
|                           |   |                   |       |           |   |                         |        |            |   |              |       | 246      | A | Hawai i           | 57 63 |                 |
|                           |   |                   |       |           |   |                         |        |            |   |              |       | 246      | H | Hawai i           | 79 57 |                 |
|                           |   |                   |       |           |   |                         |        |            |   |              |       | 284      | N | Sacramento St.    | 72 99 |                 |
|                           |   |                   |       |           |   |                         |        |            |   |              |       | 298      | H | Cal St. Fullerton | 63 50 |                 |
|                           |   |                   |       |           |   |                         |        |            |   |              |       | 335      | H | Long Beach St.    | 77 53 |                 |
| -----                     |   |                   |       |           |   |                         |        |            |   |              |       |          |   |                   |       |                 |
| LAST 12 Division I GAMES: |   |                   |       |           |   |                         |        |            |   |              |       |          |   |                   |       |                 |
| 246                       | A | Hawai i           | 57 63 | 335       | H | Long Beach St.          | 77 53  |            |   |              |       |          |   |                   |       |                 |
| 168                       | H | UC Irvine         | 71 81 | 163       | H | Cal Poly                | 82 87  |            |   |              |       |          |   |                   |       |                 |
| 202                       | A | CSUN              | 55 60 | 115       | H | UTEP                    | 62 73  |            |   |              |       |          |   |                   |       |                 |
| 246                       | H | Hawai i           | 79 57 | 50        | A | Minnesota               | 75 101 |            |   |              |       |          |   |                   |       |                 |
| 298                       | H | Cal St. Fullerton | 63 50 | 69        | A | South Dakota            | 66 75  |            |   |              |       |          |   |                   |       |                 |
| 67                        | A | UC Davis          | 63 74 | 129       | A | Iowa St.                | 66 89  |            |   |              |       |          |   |                   |       |                 |

Non-Div I Games:

UC Riverside



|                   |          |           |                |            |             |               |      |      |       |           |
|-------------------|----------|-----------|----------------|------------|-------------|---------------|------|------|-------|-----------|
| Average RPI Win:  | 264      | WON-LOST  | WINNING        | LAST 10    | STRENGTH OF | OPP. STRENGTH | TEAM | ADJ. | CONF. | ADJ CONF. |
| Average RPI Loss: | 133      | RECORD    | PCT. RANK      | GAMES      | SCHEDULE    | OF SCHEDULE   | RPI  | RPI  | RPI   | RPI       |
| DIV. I ONLY       | 7- 13    | 258       | 6- 4           | 112        | 262         | 209           | 209  | 21   | 21    |           |
| DIV. I NON-CONF.  | 3- 9     | 280       | 2- 2           | 107        | 234         | 231           | 231  | 20   | 20    |           |
| <hr/>             |          |           |                |            |             |               |      |      |       |           |
| TOTALS            | RPI 1-25 | RPI 26-50 | W-L RECORDS    | RPI 51-100 | RPI 101-999 | RPI 201+      |      |      |       |           |
| 7- 13             | 0- 1     | 0- 1      | OVERALL        | 0- 4       | 7- 7        | 6- 4          |      |      |       |           |
| 3- 5              | 0- 0     | 0- 0      | HOME           | 0- 1       | 3- 4        | 2- 3          |      |      |       |           |
| 4- 7              | 0- 1     | 0- 1      | AWAY           | 0- 2       | 4- 3        | 4- 1          |      |      |       |           |
| 0- 1              | 0- 0     | 0- 0      | NEUTRAL        | 0- 1       | 0- 0        | 0- 0          |      |      |       |           |
| 3- 9              | 0- 1     | 0- 1      | NON-CONFERENCE | 0- 2       | 3- 5        | 3- 3          |      |      |       |           |
| 1- 3              | 0- 0     | 0- 0      | HOME           | 0- 0       | 1- 3        | 1- 2          |      |      |       |           |
| 2- 5              | 0- 1     | 0- 1      | AWAY           | 0- 1       | 2- 2        | 2- 1          |      |      |       |           |
| 0- 1              | 0- 0     | 0- 0      | NEUTRAL        | 0- 1       | 0- 0        | 0- 0          |      |      |       |           |
| 4- 4              | 0- 0     | 0- 0      | CONFERENCE     | 0- 2       | 4- 2        | 3- 1          |      |      |       |           |
| 2- 2              | 0- 0     | 0- 0      | HOME           | 0- 1       | 2- 1        | 1- 1          |      |      |       |           |
| 2- 2              | 0- 0     | 0- 0      | AWAY           | 0- 1       | 2- 1        | 2- 0          |      |      |       |           |
| 0- 0              | 0- 0     | 0- 0      | NEUTRAL        | 0- 0       | 0- 0        | 0- 0          |      |      |       |           |

| RPI 1-25                  |   |                |       | RPI 26-50 |   |                  |       | RPI 51-100 |   |                   |       | RPI 101+ Team's RPI: 209 |   |                  |       |
|---------------------------|---|----------------|-------|-----------|---|------------------|-------|------------|---|-------------------|-------|--------------------------|---|------------------|-------|
| RPI                       | S | Opponent       | Score | RPI       | S | Opponent         | Score | RPI        | S | Opponent          | Score | RPI                      | S | Opponent         | Score |
| 10                        | A | UCLA           | 44 74 | 38        | A | Oregon St.       | 49 74 | 67         | A | UC Davis          | 63 69 | 152                      | A | Loyola Marymount | 61 67 |
|                           |   |                |       |           |   |                  |       | 67         | H | UC Davis          | 61 68 | 163                      | H | Cal Poly         | 73 68 |
|                           |   |                |       |           |   |                  |       | 79         | A | Saint Mary's (CA) | 59 89 | 168                      | A | UC Irvine        | 74 77 |
|                           |   |                |       |           |   |                  |       | 84         | N | UAB               | 54 67 | 173                      | H | Fresno St.       | 57 64 |
|                           |   |                |       |           |   |                  |       |            |   |                   |       | 202                      | A | CSUN             | 74 73 |
|                           |   |                |       |           |   |                  |       |            |   |                   |       | 202                      | H | CSUN             | 30 48 |
|                           |   |                |       |           |   |                  |       |            |   |                   |       | 211                      | H | San Diego        | 58 71 |
|                           |   |                |       |           |   |                  |       |            |   |                   |       | 216                      | H | Seattle U        | 71 77 |
|                           |   |                |       |           |   |                  |       |            |   |                   |       | 236                      | H | San Diego St.    | 77 64 |
|                           |   |                |       |           |   |                  |       |            |   |                   |       | 248                      | A | New Mexico St.   | 77 47 |
|                           |   |                |       |           |   |                  |       |            |   |                   |       | 263                      | A | Santa Clara      | 63 68 |
|                           |   |                |       |           |   |                  |       |            |   |                   |       | 328                      | A | Northern Ariz.   | 96 93 |
|                           |   |                |       |           |   |                  |       |            |   |                   |       | 335                      | A | Long Beach St.   | 90 74 |
|                           |   |                |       |           |   |                  |       |            |   |                   |       | 335                      | H | Long Beach St.   | 51 44 |
| <hr/>                     |   |                |       |           |   |                  |       |            |   |                   |       |                          |   |                  |       |
| LAST 12 Division I GAMES: |   |                |       |           |   |                  |       |            |   |                   |       |                          |   |                  |       |
| 202                       | H | CSUN           | 30 48 | 163       | H | Cal Poly         | 73 68 |            |   |                   |       |                          |   |                  |       |
| 67                        | A | UC Davis       | 63 69 | 335       | H | Long Beach St.   | 51 44 |            |   |                   |       |                          |   |                  |       |
| 335                       | A | Long Beach St. | 90 74 | 248       | A | New Mexico St.   | 77 47 |            |   |                   |       |                          |   |                  |       |
| 67                        | H | UC Davis       | 61 68 | 236       | H | San Diego St.    | 77 64 |            |   |                   |       |                          |   |                  |       |
| 168                       | A | UC Irvine      | 74 77 | 152       | A | Loyola Marymount | 61 67 |            |   |                   |       |                          |   |                  |       |
| 202                       | A | CSUN           | 74 73 | 38        | A | Oregon St.       | 49 74 |            |   |                   |       |                          |   |                  |       |

Non-Div I Games:

UC Santa Barbara



|                   |          |           |                |            |             |               |      |      |       |           |
|-------------------|----------|-----------|----------------|------------|-------------|---------------|------|------|-------|-----------|
| Average RPI Win:  | 162      | WON-LOST  | WINNING        | LAST 10    | STRENGTH OF | OPP. STRENGTH | TEAM | ADJ. | CONF. | ADJ CONF. |
| Average RPI Loss: | 81       | RECORD    | PCT. RANK      | GAMES      | SCHEDULE    | OF SCHEDULE   | RPI  | RPI  | RPI   | RPI       |
| DIV. I ONLY       | 15- 7    | 72        | 8- 2           | 53         | 80          | 43            | 43   | 8    | 8     |           |
| DIV. I NON-CONF.  | 8- 5     | 111       | 2- 1           | 56         | 128         | 64            | 64   | 7    | 7     |           |
| -----             |          |           |                |            |             |               |      |      |       |           |
| TOTALS            | RPI 1-25 | RPI 26-50 | W-L RECORDS    | RPI 51-100 | RPI 101-999 | RPI 201+      |      |      |       |           |
| 15- 7             | 0- 1     | 0- 1      | OVERALL        | 4- 3       | 11- 2       | 4- 0          |      |      |       |           |
| 8- 2              | 0- 0     | 0- 0      | HOME           | 2- 2       | 6- 0        | 2- 0          |      |      |       |           |
| 7- 5              | 0- 1     | 0- 1      | AWAY           | 2- 1       | 5- 2        | 2- 0          |      |      |       |           |
| 0- 0              | 0- 0     | 0- 0      | NEUTRAL        | 0- 0       | 0- 0        | 0- 0          |      |      |       |           |
| 8- 5              | 0- 0     | 0- 0      | NON-CONFERENCE | 3- 3       | 5- 2        | 2- 0          |      |      |       |           |
| 4- 2              | 0- 0     | 0- 0      | HOME           | 1- 2       | 3- 0        | 1- 0          |      |      |       |           |
| 4- 3              | 0- 0     | 0- 0      | AWAY           | 2- 1       | 2- 2        | 1- 0          |      |      |       |           |
| 0- 0              | 0- 0     | 0- 0      | NEUTRAL        | 0- 0       | 0- 0        | 0- 0          |      |      |       |           |
| 7- 2              | 0- 1     | 0- 1      | CONFERENCE     | 1- 0       | 6- 0        | 2- 0          |      |      |       |           |
| 4- 0              | 0- 0     | 0- 0      | HOME           | 1- 0       | 3- 0        | 1- 0          |      |      |       |           |
| 3- 2              | 0- 1     | 0- 1      | AWAY           | 0- 0       | 3- 0        | 1- 0          |      |      |       |           |
| 0- 0              | 0- 0     | 0- 0      | NEUTRAL        | 0- 0       | 0- 0        | 0- 0          |      |      |       |           |

| RPI                       | S | Opponent     | Score | RPI | S | Opponent      | Score | Team's RPI: 43 | RPI | S | Opponent         | Score | RPI | S | Opponent      | Score |
|---------------------------|---|--------------|-------|-----|---|---------------|-------|----------------|-----|---|------------------|-------|-----|---|---------------|-------|
| 1                         | A | UConn        | 44 80 | 29  | A | South Fla.    | 45 62 |                | 62  | H | Mercer           | 64 73 | 139 | H | UNI           | 53 43 |
|                           |   |              |       |     |   |               |       |                | 63  | H | IUPUI            | 63 59 | 147 | H | Wi chi ta St. | 59 53 |
|                           |   |              |       |     |   |               |       |                | 64  | A | Vi rgi ni a Tech | 69 86 | 151 | H | Davi dson     | 62 54 |
|                           |   |              |       |     |   |               |       |                | 67  | A | UC Davi s        | 62 55 | 153 | A | Paci fi c     | 74 78 |
|                           |   |              |       |     |   |               |       |                | 73  | H | El on            | 57 71 | 162 | A | Tul sa        | 47 44 |
|                           |   |              |       |     |   |               |       |                | 92  | H | Tul ane          | 59 51 | 167 | A | Ci nci nnati  | 50 38 |
|                           |   |              |       |     |   |               |       |                | 94  | A | Chattanooga      | 58 57 | 183 | H | Temple        | 76 46 |
|                           |   |              |       |     |   |               |       |                |     |   |                  |       | 184 | A | Samford       | 51 58 |
|                           |   |              |       |     |   |               |       |                |     |   |                  |       | 190 | A | Boston U.     | 47 32 |
|                           |   |              |       |     |   |               |       |                |     |   |                  |       | 215 | A | SMU           | 60 42 |
|                           |   |              |       |     |   |               |       |                |     |   |                  |       | 215 | H | SMU           | 58 43 |
|                           |   |              |       |     |   |               |       |                |     |   |                  |       | 223 | A | Gardner-Webb  | 65 30 |
|                           |   |              |       |     |   |               |       |                |     |   |                  |       | 321 | H | Ga. Southern  | 62 38 |
| LAST 12 Division I GAMES: |   |              |       |     |   |               |       |                |     |   |                  |       |     |   |               |       |
| 167                       | A | Ci nci nnati | 50 38 | 147 | H | Wi chi ta St. | 59 53 |                | 215 | A | SMU              | 60 42 |     |   |               |       |
| 162                       | A | Tul sa       | 47 44 |     |   |               |       |                | 183 | H | Temple           | 76 46 |     |   |               |       |
| 215                       | H | SMU          | 58 43 |     |   |               |       |                | 151 | H | Davi dson        | 62 54 |     |   |               |       |
| 92                        | H | Tul ane      | 59 51 |     |   |               |       |                | 153 | A | Paci fi c        | 74 78 |     |   |               |       |
| 29                        | A | South Fla.   | 45 62 |     |   |               |       |                | 67  | A | UC Davi s        | 62 55 |     |   |               |       |
| 1                         | A | UConn        | 44 80 |     |   |               |       |                |     |   |                  |       |     |   |               |       |

Non-Div I Games:

UCF



|                  |          |           |                |            |             |               |      |      |       |           |
|------------------|----------|-----------|----------------|------------|-------------|---------------|------|------|-------|-----------|
| Average RPI      | Win: 107 | WON-LOST  | WINNING        | LAST 10    | STRENGTH OF | OPP. STRENGTH | TEAM | ADJ. | CONF. | ADJ CONF. |
| Average RPI      | Loss: 23 | RECORD    | PCT. RANK      | GAMES      | SCHEDULE    | OF SCHEDULE   | RPI  | RPI  | RPI   | RPI       |
| DIV. I ONLY      | 17- 4    | 25        | 8- 2           | 16         | 3           | 10            | 10   | 4    | 4     |           |
| DIV. I NON-CONF. | 9- 2     | 34        | 2- 0           | 38         | 11          | 14            | 14   | 3    | 3     |           |
| -----            |          |           |                |            |             |               |      |      |       |           |
| TOTALS           | RPI 1-25 | RPI 26-50 | W-L RECORDS    | RPI 51-100 | RPI 101-999 | RPI 201+      |      |      |       |           |
| 17- 4            | 2- 3     | 4- 0      | OVERALL        | 5- 1       | 6- 0        | 4- 0          |      |      |       |           |
| 8- 2             | 2- 2     | 2- 0      | HOME           | 0- 0       | 4- 0        | 4- 0          |      |      |       |           |
| 7- 2             | 0- 1     | 1- 0      | AWAY           | 4- 1       | 2- 0        | 0- 0          |      |      |       |           |
| 2- 0             | 0- 0     | 1- 0      | NEUTRAL        | 1- 0       | 0- 0        | 0- 0          |      |      |       |           |
| 9- 2             | 1- 1     | 1- 0      | NON-CONFERENCE | 3- 1       | 4- 0        | 4- 0          |      |      |       |           |
| 5- 1             | 1- 1     | 0- 0      | HOME           | 0- 0       | 4- 0        | 4- 0          |      |      |       |           |
| 2- 1             | 0- 0     | 0- 0      | AWAY           | 2- 1       | 0- 0        | 0- 0          |      |      |       |           |
| 2- 0             | 0- 0     | 1- 0      | NEUTRAL        | 1- 0       | 0- 0        | 0- 0          |      |      |       |           |
| 8- 2             | 1- 2     | 3- 0      | CONFERENCE     | 2- 0       | 2- 0        | 0- 0          |      |      |       |           |
| 3- 1             | 1- 1     | 2- 0      | HOME           | 0- 0       | 0- 0        | 0- 0          |      |      |       |           |
| 5- 1             | 0- 1     | 1- 0      | AWAY           | 2- 0       | 2- 0        | 0- 0          |      |      |       |           |
| 0- 0             | 0- 0     | 0- 0      | NEUTRAL        | 0- 0       | 0- 0        | 0- 0          |      |      |       |           |

| RPI                          | S | Opponent | Score | RPI | S | Opponent       | Score | RPI | S | Opponent        | Score | RPI | S | Opponent         | Score  |
|------------------------------|---|----------|-------|-----|---|----------------|-------|-----|---|-----------------|-------|-----|---|------------------|--------|
| 1                            | H | UConn    | 60 78 | 33  | A | Cal i forn i a | 82 46 | 59  | A | Okl ahoma St.   | 72 87 | 127 | A | Col orado        | 93 55  |
| 5                            | H | Oregon   | 61 70 | 33  | H | Cal i forn i a | 60 52 | 68  | A | Fordham         | 67 30 | 142 | A | Washi ngton      | 86 69  |
| 8                            | H | Bayl or  | 82 68 | 38  | H | Oregon St.     | 84 49 | 77  | N | Kansas St.      | 64 55 | 209 | H | UC Santa Barbara | 74 44  |
| 25                           | A | Stanford | 65 76 | 45  | N | Creighton      | 72 63 | 78  | A | Washi ngton St. | 79 71 | 242 | H | UC Ri versi de   | 68 48  |
| 25                           | H | Stanford | 64 53 |     |   |                |       | 87  | A | Utah            | 81 74 | 252 | H | San Jose St.     | 129 69 |
|                              |   |          |       |     |   |                |       | 93  | A | Seton Hal l     | 77 68 | 256 | H | Presbyteri an    | 76 40  |
| -----                        |   |          |       |     |   |                |       |     |   |                 |       |     |   |                  |        |
| LAST 12 Di vi si on I GAMES: |   |          |       |     |   |                |       |     |   |                 |       |     |   |                  |        |
|                              |   |          |       | 78  | A | Washington St. | 79 71 | 5   | H | Oregon          | 61 70 |     |   |                  |        |
|                              |   |          |       | 142 | A | Washington     | 86 69 | 38  | H | Oregon St.      | 84 49 |     |   |                  |        |
|                              |   |          |       | 25  | H | Stanford       | 64 53 | 33  | A | Cal i forn i a  | 82 46 |     |   |                  |        |
|                              |   |          |       | 33  | H | Cal i forn i a | 60 52 | 25  | A | Stanford        | 65 76 |     |   |                  |        |
|                              |   |          |       | 127 | A | Col orado      | 93 55 | 68  | A | Fordham         | 67 30 |     |   |                  |        |
|                              |   |          |       | 87  | A | Utah           | 81 74 | 93  | A | Seton Hal l     | 77 68 |     |   |                  |        |

Non-Di v I Games:

UCLA



|                   |          |           |                |            |             |               |      |      |       |           |
|-------------------|----------|-----------|----------------|------------|-------------|---------------|------|------|-------|-----------|
| Average RPI Win:  | 76       | WON-LOST  | WINNING        | LAST 10    | STRENGTH OF | OPP. STRENGTH | TEAM | ADJ. | CONF. | ADJ CONF. |
| Average RPI Loss: | 0        | RECORD    | PCT. RANK      | GAMES      | SCHEDULE    | OF SCHEDULE   | RPI  | RPI  | RPI   | RPI       |
| DIV. I ONLY       | 21- 0    | 1         | 10- 0          | 3          | 1           | 1             | 1    | 8    | 8     |           |
| DIV. I NON-CONF.  | 12- 0    | 1         | 3- 0           | 1          | 1           | 1             | 1    | 7    | 7     |           |
| -----             |          |           |                |            |             |               |      |      |       |           |
| TOTALS            | RPI 1-25 | RPI 26-50 | W-L RECORDS    | RPI 51-100 | RPI 101-999 | RPI 201+      |      |      |       |           |
| 21- 0             | 7- 0     | 5- 0      | OVERALL        | 3- 0       | 6- 0        | 1- 0          |      |      |       |           |
| 7- 0              | 2- 0     | 2- 0      | HOME           | 1- 0       | 2- 0        | 0- 0          |      |      |       |           |
| 10- 0             | 4- 0     | 2- 0      | AWAY           | 0- 0       | 4- 0        | 1- 0          |      |      |       |           |
| 4- 0              | 1- 0     | 1- 0      | NEUTRAL        | 2- 0       | 0- 0        | 0- 0          |      |      |       |           |
| 12- 0             | 7- 0     | 2- 0      | NON-CONFERENCE | 2- 0       | 1- 0        | 0- 0          |      |      |       |           |
| 3- 0              | 2- 0     | 1- 0      | HOME           | 0- 0       | 0- 0        | 0- 0          |      |      |       |           |
| 5- 0              | 4- 0     | 0- 0      | AWAY           | 0- 0       | 1- 0        | 0- 0          |      |      |       |           |
| 4- 0              | 1- 0     | 1- 0      | NEUTRAL        | 2- 0       | 0- 0        | 0- 0          |      |      |       |           |
| 9- 0              | 0- 0     | 3- 0      | CONFERENCE     | 1- 0       | 5- 0        | 1- 0          |      |      |       |           |
| 4- 0              | 0- 0     | 1- 0      | HOME           | 1- 0       | 2- 0        | 0- 0          |      |      |       |           |
| 5- 0              | 0- 0     | 2- 0      | AWAY           | 0- 0       | 3- 0        | 1- 0          |      |      |       |           |
| 0- 0              | 0- 0     | 0- 0      | NEUTRAL        | 0- 0       | 0- 0        | 0- 0          |      |      |       |           |

| RPI                       | S | Opponent         | Score  | RPI | S | Opponent      | Score  | RPI | S | Opponent        | Score  | RPI | S | Opponent        | Score  |
|---------------------------|---|------------------|--------|-----|---|---------------|--------|-----|---|-----------------|--------|-----|---|-----------------|--------|
| 2                         | H | Notre Dame       | 80 71  | 29  | A | South Fla.    | 100 49 | 53  | N | Duquesne        | 104 52 | 162 | H | Tul sa          | 78 60  |
| 10                        | A | UCLA             | 78 60  | 33  | H | Cal i forni a | 82 47  | 54  | N | Michi gan St.   | 96 62  | 171 | A | Nevada          | 88 57  |
| 11                        | A | Texas            | 75 71  | 36  | N | Okl ahoma     | 88 64  | 92  | H | Tul ane         | 98 45  | 178 | A | Memphi s        | 93 36  |
| 19                        | A | South Carol i na | 83 58  | 43  | H | UCF           | 80 44  |     |   |                 |        | 178 | H | Memphi s        | 97 49  |
| 20                        | H | Maryl and        | 97 72  | 49  | A | Houston       | 95 35  |     |   |                 |        | 183 | A | Temple          | 113 57 |
| 23                        | A | DePaul           | 103 69 |     |   |               |        |     |   |                 |        | 222 | A | East Carol i na | 96 35  |
| 25                        | N | Stanford         | 78 53  |     |   |               |        |     |   |                 |        |     |   |                 |        |
| -----                     |   |                  |        |     |   |               |        |     |   |                 |        |     |   |                 |        |
| LAST 12 Division I GAMES: |   |                  |        |     |   |               |        |     |   |                 |        |     |   |                 |        |
| 19                        | A | South Carol i na | 83 58  | 49  | A | Houston       | 95 35  | 43  | H | UCF             | 80 44  | 29  | A | South Fla.      | 100 49 |
| 92                        | H | Tul ane          | 98 45  |     |   |               |        | 222 | A | East Carol i na | 96 35  | 178 | H | Memphi s        | 97 49  |
| 178                       | A | Memphi s         | 93 36  |     |   |               |        | 53  | N | Duquesne        | 104 52 |     |   |                 |        |
| 183                       | A | Temple           | 113 57 |     |   |               |        |     |   |                 |        |     |   |                 |        |
| 162                       | H | Tul sa           | 78 60  |     |   |               |        |     |   |                 |        |     |   |                 |        |
| 11                        | A | Texas            | 75 71  |     |   |               |        |     |   |                 |        |     |   |                 |        |

Non-Div I Games:

UConn



| UMBC              |  |          |                    | Through Games Of Feb. 1, 2018 |                  |                         |                              |             |             |              |                  |
|-------------------|--|----------|--------------------|-------------------------------|------------------|-------------------------|------------------------------|-------------|-------------|--------------|------------------|
| Average RPI Win:  |  | 348      | WON-LOST<br>RECORD | WINNING<br>PCT. RANK          | LAST 10<br>GAMES | STRENGTH OF<br>SCHEDULE | OPP. STRENGTH<br>OF SCHEDULE | TEAM<br>RPI | ADJ.<br>RPI | CONF.<br>RPI | ADJ CONF.<br>RPI |
| Average RPI Loss: |  | 174      |                    |                               |                  |                         |                              |             |             |              |                  |
| DIV. I ONLY       |  | 1- 20    | 345                | 1- 9                          | 169              | 277                     | 332                          | 332         | 20          | 20           |                  |
| DIV. I NON-CONF.  |  | 0- 12    | 337                | 0- 3                          | 218              | 281                     | 341                          | 341         | 24          | 24           |                  |
| <hr/>             |  |          |                    |                               |                  |                         |                              |             |             |              |                  |
| TOTALS            |  | RPI 1-25 | RPI 26-50          |                               | W-L RECORDS      |                         | RPI 51-100                   | RPI 101-999 | RPI 201+    |              |                  |
| 1- 20             |  | 0- 0     | 0- 0               |                               | OVERALL          |                         | 0- 6                         | 1- 14       | 1- 8        |              |                  |
| 1- 8              |  | 0- 0     | 0- 0               |                               | HOME             |                         | 0- 3                         | 1- 5        | 1- 3        |              |                  |
| 0- 10             |  | 0- 0     | 0- 0               |                               | AWAY             |                         | 0- 3                         | 0- 7        | 0- 3        |              |                  |
| 0- 2              |  | 0- 0     | 0- 0               |                               | NEUTRAL          |                         | 0- 0                         | 0- 2        | 0- 2        |              |                  |
| 0- 12             |  | 0- 0     | 0- 0               |                               | NON-CONFERENCE   |                         | 0- 3                         | 0- 9        | 0- 6        |              |                  |
| 0- 4              |  | 0- 0     | 0- 0               |                               | HOME             |                         | 0- 1                         | 0- 3        | 0- 1        |              |                  |
| 0- 6              |  | 0- 0     | 0- 0               |                               | AWAY             |                         | 0- 2                         | 0- 4        | 0- 3        |              |                  |
| 0- 2              |  | 0- 0     | 0- 0               |                               | NEUTRAL          |                         | 0- 0                         | 0- 2        | 0- 2        |              |                  |
| 1- 8              |  | 0- 0     | 0- 0               |                               | CONFERENCE       |                         | 0- 3                         | 1- 5        | 1- 2        |              |                  |
| 1- 4              |  | 0- 0     | 0- 0               |                               | HOME             |                         | 0- 2                         | 1- 2        | 1- 2        |              |                  |
| 0- 4              |  | 0- 0     | 0- 0               |                               | AWAY             |                         | 0- 1                         | 0- 3        | 0- 0        |              |                  |
| 0- 0              |  | 0- 0     | 0- 0               |                               | NEUTRAL          |                         | 0- 0                         | 0- 0        | 0- 0        |              |                  |

| RPI 1-25                  |   |          |       | RPI 26-50 |   |              |       | RPI 51-100 |   |               |       | RPI 101+ Team's RPI: 332 |   |                  |       |
|---------------------------|---|----------|-------|-----------|---|--------------|-------|------------|---|---------------|-------|--------------------------|---|------------------|-------|
| RPI                       | S | Opponent | Score | RPI       | S | Opponent     | Score | RPI        | S | Opponent      | Score | RPI                      | S | Opponent         | Score |
|                           |   |          |       |           |   |              |       | 52         | A | Princeton     | 40 77 | 107                      | A | George Mason     | 38 58 |
|                           |   |          |       |           |   |              |       | 66         | H | Albany (NY)   | 75 78 | 138                      | A | Hartford         | 54 65 |
|                           |   |          |       |           |   |              |       | 68         | A | Fordham       | 46 55 | 157                      | A | Binghamton       | 51 81 |
|                           |   |          |       |           |   |              |       | 71         | H | American      | 48 61 | 181                      | A | New Hampshire    | 51 56 |
|                           |   |          |       |           |   |              |       | 86         | A | Maine         | 36 69 | 191                      | H | Columbia         | 44 60 |
|                           |   |          |       |           |   |              |       | 86         | H | Maine         | 50 64 | 192                      | H | Denver           | 48 70 |
|                           |   |          |       |           |   |              |       |            |   |               |       | 204                      | A | Hofstra          | 55 71 |
|                           |   |          |       |           |   |              |       |            |   |               |       | 226                      | H | Stony Brook      | 44 69 |
|                           |   |          |       |           |   |              |       |            |   |               |       | 234                      | N | St. Bonaventure  | 54 63 |
|                           |   |          |       |           |   |              |       |            |   |               |       | 266                      | N | North Dakota St. | 53 67 |
|                           |   |          |       |           |   |              |       |            |   |               |       | 272                      | H | LIU Brooklyn     | 52 66 |
|                           |   |          |       |           |   |              |       |            |   |               |       | 281                      | A | Towson           | 64 95 |
|                           |   |          |       |           |   |              |       |            |   |               |       | 292                      | H | Vermont          | 58 72 |
|                           |   |          |       |           |   |              |       |            |   |               |       | 306                      | A | UMES             | 43 66 |
|                           |   |          |       |           |   |              |       |            |   |               |       | 348                      | H | UMass Lowell     | 66 54 |
| <hr/>                     |   |          |       |           |   |              |       |            |   |               |       |                          |   |                  |       |
| LAST 12 Division I GAMES: |   |          |       |           |   |              |       |            |   |               |       |                          |   |                  |       |
|                           |   |          |       | 226       | H | Stony Brook  | 44 69 | 86         | H | Maine         | 50 64 |                          |   |                  |       |
|                           |   |          |       | 86        | A | Maine        | 36 69 | 292        | H | Vermont       | 58 72 |                          |   |                  |       |
|                           |   |          |       | 157       | A | Binghamton   | 51 81 | 181        | A | New Hampshire | 51 56 |                          |   |                  |       |
|                           |   |          |       | 66        | H | Albany (NY)  | 75 78 | 52         | A | Princeton     | 40 77 |                          |   |                  |       |
|                           |   |          |       | 138       | A | Hartford     | 54 65 | 306        | A | UMES          | 43 66 |                          |   |                  |       |
|                           |   |          |       | 348       | H | UMass Lowell | 66 54 | 107        | A | George Mason  | 38 58 |                          |   |                  |       |

Non-Div I Games: Gettysburg 72 45

UMBC

■ Loss, 
 ■ Non-Conf, 
 ■ S Site, 
 ■ Home 
 ■ A Away 
 N Neutral



| UMES              |  |          |                    | Through Games Of Feb. 1, 2018 |                  |                         |                              |             |             |              |                  |
|-------------------|--|----------|--------------------|-------------------------------|------------------|-------------------------|------------------------------|-------------|-------------|--------------|------------------|
| Average RPI Win:  |  | 313      | WON-LOST<br>RECORD | WINNING<br>PCT. RANK          | LAST 10<br>GAMES | STRENGTH OF<br>SCHEDULE | OPP. STRENGTH<br>OF SCHEDULE | TEAM<br>RPI | ADJ.<br>RPI | CONF.<br>RPI | ADJ CONF.<br>RPI |
| Average RPI Loss: |  | 176      |                    |                               |                  |                         |                              |             |             |              |                  |
| DIV. I ONLY       |  | 4- 14    | 303                | 3- 7                          | 240              | 310                     | 306                          | 306         | 31          | 31           |                  |
| DIV. I NON-CONF.  |  | 1- 8     | 313                | 1- 2                          | 99               | 156                     | 282                          | 282         | 31          | 31           |                  |
| -----             |  |          |                    |                               |                  |                         |                              |             |             |              |                  |
| TOTALS            |  | RPI 1-25 | RPI 26-50          |                               | W-L RECORDS      |                         | RPI 51-100                   | RPI 101-999 | RPI 201+    |              |                  |
| 4- 14             |  | 0- 1     | 0- 1               |                               | OVERALL          |                         | 0- 1                         | 4- 11       | 4- 7        |              |                  |
| 3- 4              |  | 0- 0     | 0- 0               |                               | HOME             |                         | 0- 0                         | 3- 4        | 3- 3        |              |                  |
| 1- 9              |  | 0- 1     | 0- 1               |                               | AWAY             |                         | 0- 1                         | 1- 6        | 1- 4        |              |                  |
| 0- 1              |  | 0- 0     | 0- 0               |                               | NEUTRAL          |                         | 0- 0                         | 0- 1        | 0- 0        |              |                  |
| 1- 8              |  | 0- 1     | 0- 1               |                               | NON-CONFERENCE   |                         | 0- 1                         | 1- 5        | 1- 2        |              |                  |
| 1- 1              |  | 0- 0     | 0- 0               |                               | HOME             |                         | 0- 0                         | 1- 1        | 1- 1        |              |                  |
| 0- 6              |  | 0- 1     | 0- 1               |                               | AWAY             |                         | 0- 1                         | 0- 3        | 0- 1        |              |                  |
| 0- 1              |  | 0- 0     | 0- 0               |                               | NEUTRAL          |                         | 0- 0                         | 0- 1        | 0- 0        |              |                  |
| 3- 6              |  | 0- 0     | 0- 0               |                               | CONFERENCE       |                         | 0- 0                         | 3- 6        | 3- 5        |              |                  |
| 2- 3              |  | 0- 0     | 0- 0               |                               | HOME             |                         | 0- 0                         | 2- 3        | 2- 2        |              |                  |
| 1- 3              |  | 0- 0     | 0- 0               |                               | AWAY             |                         | 0- 0                         | 1- 3        | 1- 3        |              |                  |
| 0- 0              |  | 0- 0     | 0- 0               |                               | NEUTRAL          |                         | 0- 0                         | 0- 0        | 0- 0        |              |                  |

| RPI 1-25                  |   |                    |              | RPI 26-50 |   |                 |              | RPI 51-100 |   |               |              | RPI 101+ Team's RPI: 306 |   |                    |              |
|---------------------------|---|--------------------|--------------|-----------|---|-----------------|--------------|------------|---|---------------|--------------|--------------------------|---|--------------------|--------------|
| RPI                       | S | Opponent           | Score        | RPI       | S | Opponent        | Score        | RPI        | S | Opponent      | Score        | RPI                      | S | Opponent           | Score        |
| 24                        | A | Buffalo            | 41 <b>76</b> | 35        | A | Syracuse        | 45 <b>68</b> | 64         | A | Virginia Tech | 52 <b>90</b> | 102                      | A | Wake Forest        | 50 <b>92</b> |
|                           |   |                    |              |           |   |                 |              |            |   |               |              | 107                      | A | George Mason       | 68 <b>82</b> |
|                           |   |                    |              |           |   |                 |              |            |   |               |              | 148                      | H | Bethune-Cookman    | 48 <b>55</b> |
|                           |   |                    |              |           |   |                 |              |            |   |               |              | 157                      | N | Binghamton         | 51 <b>68</b> |
|                           |   |                    |              |           |   |                 |              |            |   |               |              | 205                      | H | Hampton            | 65 <b>70</b> |
|                           |   |                    |              |           |   |                 |              |            |   |               |              | 212                      | H | N. C. A&T          | 45 <b>57</b> |
|                           |   |                    |              |           |   |                 |              |            |   |               |              | 222                      | A | East Carolina      | 54 <b>64</b> |
|                           |   |                    |              |           |   |                 |              |            |   |               |              | 249                      | H | Howard             | 58 <b>52</b> |
|                           |   |                    |              |           |   |                 |              |            |   |               |              | 261                      | H | Mt. St. Mary's     | 63 <b>66</b> |
|                           |   |                    |              |           |   |                 |              |            |   |               |              | 285                      | A | Morgan St.         | 50 <b>63</b> |
|                           |   |                    |              |           |   |                 |              |            |   |               |              | 302                      | A | Coppin St.         | 63 <b>69</b> |
|                           |   |                    |              |           |   |                 |              |            |   |               |              | 332                      | H | UMBC               | 66 <b>43</b> |
|                           |   |                    |              |           |   |                 |              |            |   |               |              | 333                      | H | N. C. Central      | 84 <b>73</b> |
|                           |   |                    |              |           |   |                 |              |            |   |               |              | 334                      | A | South Carolina St. | 51 <b>54</b> |
|                           |   |                    |              |           |   |                 |              |            |   |               |              | 336                      | A | Savannah St.       | 68 <b>56</b> |
| -----                     |   |                    |              |           |   |                 |              |            |   |               |              |                          |   |                    |              |
| LAST 12 Division I GAMES: |   |                    |              |           |   |                 |              |            |   |               |              |                          |   |                    |              |
| 302                       | A | Coppin St.         | 63 <b>69</b> | 148       | H | Bethune-Cookman | 48 <b>55</b> |            |   |               |              |                          |   |                    |              |
| 249                       | H | Howard             | 58 <b>52</b> | 205       | H | Hampton         | 65 <b>70</b> |            |   |               |              |                          |   |                    |              |
| 333                       | H | N. C. Central      | 84 <b>73</b> | 285       | A | Morgan St.      | 50 <b>63</b> |            |   |               |              |                          |   |                    |              |
| 212                       | H | N. C. A&T          | 45 <b>57</b> | 222       | A | East Carolina   | 54 <b>64</b> |            |   |               |              |                          |   |                    |              |
| 334                       | A | South Carolina St. | 51 <b>54</b> | 332       | H | UMBC            | 66 <b>43</b> |            |   |               |              |                          |   |                    |              |
| 336                       | A | Savannah St.       | 68 <b>56</b> | 261       | H | Mt. St. Mary's  | 63 <b>66</b> |            |   |               |              |                          |   |                    |              |

Non-Div I Games: Wesley 97 30 Alas. Anchorage 59 **69** Valley Forge 92 38

UMES

**Loss**, **Non-Conf**, **S Site**, **H Home** **A Away** **N Neutral**



|                  |          |                       |                 |                   |                |                      |                           |             |          |           |               |
|------------------|----------|-----------------------|-----------------|-------------------|----------------|----------------------|---------------------------|-------------|----------|-----------|---------------|
| UMKC             |          | Average RPI Win: 256  | WON-LOST RECORD | WINNING PCT. RANK | LAST 10 GAMES  | STRENGTH OF SCHEDULE | OPP. STRENGTH OF SCHEDULE | TEAM RPI    | ADJ. RPI | CONF. RPI | ADJ CONF. RPI |
|                  |          | Average RPI Loss: 170 |                 |                   |                |                      |                           |             |          |           |               |
| DIV. I ONLY      |          | 5- 14                 | 293             | 5- 4              | 171            | 260                  | 250                       | 250         | 30       | 30        |               |
| DIV. I NON-CONF. |          | 1- 11                 | 331             | 1- 3              | 144            | 114                  | 290                       | 290         | 30       | 30        |               |
| -----            |          |                       |                 |                   |                |                      |                           |             |          |           |               |
| TOTALS           | RPI 1-25 |                       | RPI 26-50       |                   | W-L RECORDS    | RPI 51-100           |                           | RPI 101-999 |          | RPI 201+  |               |
| 5- 14            | 0- 0     |                       | 0- 1            |                   | OVERALL        | 0- 1                 |                           | 5- 12       |          | 4- 4      |               |
| 1- 5             | 0- 0     |                       | 0- 1            |                   | HOME           | 0- 0                 |                           | 1- 4        |          | 1- 2      |               |
| 3- 9             | 0- 0     |                       | 0- 0            |                   | AWAY           | 0- 1                 |                           | 3- 8        |          | 3- 2      |               |
| 1- 0             | 0- 0     |                       | 0- 0            |                   | NEUTRAL        | 0- 0                 |                           | 1- 0        |          | 0- 0      |               |
| 1- 11            | 0- 0     |                       | 0- 1            |                   | NON-CONFERENCE | 0- 1                 |                           | 1- 9        |          | 0- 1      |               |
| 0- 3             | 0- 0     |                       | 0- 1            |                   | HOME           | 0- 0                 |                           | 0- 2        |          | 0- 0      |               |
| 0- 8             | 0- 0     |                       | 0- 0            |                   | AWAY           | 0- 1                 |                           | 0- 7        |          | 0- 1      |               |
| 1- 0             | 0- 0     |                       | 0- 0            |                   | NEUTRAL        | 0- 0                 |                           | 1- 0        |          | 0- 0      |               |
| 4- 3             | 0- 0     |                       | 0- 0            |                   | CONFERENCE     | 0- 0                 |                           | 4- 3        |          | 4- 3      |               |
| 1- 2             | 0- 0     |                       | 0- 0            |                   | HOME           | 0- 0                 |                           | 1- 2        |          | 1- 2      |               |
| 3- 1             | 0- 0     |                       | 0- 0            |                   | AWAY           | 0- 0                 |                           | 3- 1        |          | 3- 1      |               |
| 0- 0             | 0- 0     |                       | 0- 0            |                   | NEUTRAL        | 0- 0                 |                           | 0- 0        |          | 0- 0      |               |

| RPI 1-25                  |   |          |       | RPI 26-50 |   |                 |       | RPI 51-100 |   |                |       | RPI 101+ Team's RPI: 250 |   |                 |       |
|---------------------------|---|----------|-------|-----------|---|-----------------|-------|------------|---|----------------|-------|--------------------------|---|-----------------|-------|
| RPI                       | S | Opponent | Score | RPI       | S | Opponent        | Score | RPI        | S | Opponent       | Score | RPI                      | S | Opponent        | Score |
|                           |   |          |       | 39        | H | Northern Colo.  | 73 88 | 56         | A | Nebraska       | 60 80 | 116                      | A | Western Ill.    | 71 90 |
|                           |   |          |       |           |   |                 |       |            |   |                |       | 129                      | A | Iowa St.        | 45 61 |
|                           |   |          |       |           |   |                 |       |            |   |                |       | 134                      | A | Kansas          | 48 63 |
|                           |   |          |       |           |   |                 |       |            |   |                |       | 147                      | A | Wichita St.     | 63 72 |
|                           |   |          |       |           |   |                 |       |            |   |                |       | 162                      | A | Tulsa           | 52 76 |
|                           |   |          |       |           |   |                 |       |            |   |                |       | 169                      | N | Stetson         | 67 50 |
|                           |   |          |       |           |   |                 |       |            |   |                |       | 179                      | A | Fla. Atlantic   | 55 65 |
|                           |   |          |       |           |   |                 |       |            |   |                |       | 192                      | H | Denver          | 68 77 |
|                           |   |          |       |           |   |                 |       |            |   |                |       | 194                      | H | Oral Roberts    | 73 76 |
|                           |   |          |       |           |   |                 |       |            |   |                |       | 216                      | H | Seattle U       | 58 62 |
|                           |   |          |       |           |   |                 |       |            |   |                |       | 245                      | A | CSU Bakersfield | 60 58 |
|                           |   |          |       |           |   |                 |       |            |   |                |       | 248                      | A | New Mexico St.  | 62 70 |
|                           |   |          |       |           |   |                 |       |            |   |                |       | 267                      | A | Illinois St.    | 53 64 |
|                           |   |          |       |           |   |                 |       |            |   |                |       | 275                      | A | Grand Canyon    | 62 59 |
|                           |   |          |       |           |   |                 |       |            |   |                |       | 275                      | H | Grand Canyon    | 84 82 |
|                           |   |          |       |           |   |                 |       |            |   |                |       | 301                      | H | Utah Valley     | 59 66 |
|                           |   |          |       |           |   |                 |       |            |   |                |       | 317                      | A | UTRGV           | 54 52 |
| LAST 12 Division I GAMES: |   |          |       |           |   |                 |       |            |   |                |       |                          |   |                 |       |
|                           |   |          |       | 275       | H | Grand Canyon    | 84 82 | 317        | A | UTRGV          | 54 52 |                          |   |                 |       |
|                           |   |          |       | 248       | A | New Mexico St.  | 62 70 | 179        | A | Fla. Atlantic  | 55 65 |                          |   |                 |       |
|                           |   |          |       | 275       | A | Grand Canyon    | 62 59 | 169        | N | Stetson        | 67 50 |                          |   |                 |       |
|                           |   |          |       | 245       | A | CSU Bakersfield | 60 58 | 192        | H | Denver         | 68 77 |                          |   |                 |       |
|                           |   |          |       | 216       | H | Seattle U       | 58 62 | 39         | H | Northern Colo. | 73 88 |                          |   |                 |       |
|                           |   |          |       | 301       | H | Utah Valley     | 59 66 | 147        | A | Wichita St.    | 63 72 |                          |   |                 |       |

Non-Div I Games: Lincoln (MO) 98 41 Harris-Stowe 114 59 Cent. Christian Bib90 10

UMKC

Loss, Non-Conf, S Site, H Home A Away N Neutral



Average RPI Win: 267

Average RPI Loss: 232

WON-LOST  
RECORDWINNING  
PCT. RANKLAST 10  
GAMESSTRENGTH OF  
SCHEDULEOPP. STRENGTH  
OF SCHEDULETEAM  
RPIADJ.  
RPICONF.  
RPIADJ CONF.  
RPIDIV. I ONLY  
DIV. I NON-CONF.2- 19  
2- 10336  
3000- 10  
0- 3332  
346341  
347348  
348348  
34820  
2420  
24

TOTALS

RPI 1-25

RPI 26-50

W-L RECORDS

RPI 51-100

RPI 101-999

RPI 201+

2- 19

0- 0

0- 0

OVERALL

0- 2

2- 17

1- 13

1- 8

0- 0

0- 0

HOME

0- 2

1- 6

0- 4

1- 11

0- 0

0- 0

AWAY

0- 0

1- 11

1- 9

0- 0

0- 0

0- 0

NEUTRAL

0- 0

0- 0

0- 0

2- 10

0- 0

0- 0

NON-CONFERENCE

0- 0

2- 10

1- 10

1- 4

0- 0

0- 0

HOME

0- 0

1- 4

0- 4

1- 6

0- 0

0- 0

AWAY

0- 0

1- 6

1- 6

0- 0

0- 0

0- 0

NEUTRAL

0- 0

0- 0

0- 0

0- 9

0- 0

0- 0

CONFERENCE

0- 2

0- 7

0- 3

0- 4

0- 0

0- 0

HOME

0- 2

0- 2

0- 0

0- 5

0- 0

0- 0

AWAY

0- 0

0- 5

0- 3

0- 0

0- 0

0- 0

NEUTRAL

0- 0

0- 0

0- 0

RPI 1-25

RPI 26-50

RPI 51-100

RPI 101+

Team's RPI: 348

RPI S Opponent Score

RPI S Opponent Score

RPI S Opponent Score

RPI S Opponent Score

66 H Albany (NY)

52 61

138 A Hartford

56 78

86 H Maine

51 69

138 H Hartford

42 81

157 H Binghamton

46 76

181 A New Hampshire

45 66

191 H Columbia

77 70

224 H Holy Cross

56 84

226 A Stony Brook

50 59

232 A Texas Tech

65 93

259 A Fairfield

67 78

265 A Fairleigh Dickinson

51 60

269 A Colgate

64 84

276 H Cornell

53 71

285 H Morgan St.

59 65

292 A Vermont

55 63

294 H Massachusetts

63 73

331 A Rhode Island

64 81

332 A UMBC

54 66

343 A Saint Peter's

66 60

349 A Longwood

82 84

LAST 12 Division I GAMES:

86 H Maine

51 69

332 A UMBC

54 66

138 A Hartford

56 78

138 H Hartford

42 81

226 A Stony Brook

50 59

292 A Vermont

55 63

157 H Binghamton

46 76

276 H Cornell

53 71

66 H Albany (NY)

52 61

285 H Morgan St.

59 65

181 A New Hampshire

45 66

294 H Massachusetts

63 73

UMass Lowell

UMass Lowell

Non-Div I Games:

Fisher

102 47

UMass Lowell



|                   |          |           |                |            |             |               |      |      |       |           |
|-------------------|----------|-----------|----------------|------------|-------------|---------------|------|------|-------|-----------|
| Average RPI Win:  | 264      | WON-LOST  | WINNING        | LAST 10    | STRENGTH OF | OPP. STRENGTH | TEAM | ADJ. | CONF. | ADJ CONF. |
| Average RPI Loss: | 170      | RECORD    | PCT. RANK      | GAMES      | SCHEDULE    | OF SCHEDULE   | RPI  | RPI  | RPI   | RPI       |
| DIV. I ONLY       | 9- 10    | 198       | 7- 3           | 291        | 268         | 242           | 242  | 28   | 28    |           |
| DIV. I NON-CONF.  | 2- 8     | 290       | 2- 1           | 286        | 158         | 312           | 312  | 28   | 28    |           |
| -----             |          |           |                |            |             |               |      |      |       |           |
| TOTALS            | RPI 1-25 | RPI 26-50 | W-L RECORDS    | RPI 51-100 | RPI 101-999 | RPI 201+      |      |      |       |           |
| 9- 10             | 0- 1     | 0- 0      | OVERALL        | 0- 1       | 9- 8        | 7- 3          |      |      |       |           |
| 3- 6              | 0- 0     | 0- 0      | HOME           | 0- 1       | 3- 5        | 2- 1          |      |      |       |           |
| 6- 4              | 0- 1     | 0- 0      | AWAY           | 0- 0       | 6- 3        | 5- 2          |      |      |       |           |
| 0- 0              | 0- 0     | 0- 0      | NEUTRAL        | 0- 0       | 0- 0        | 0- 0          |      |      |       |           |
| 2- 8              | 0- 1     | 0- 0      | NON-CONFERENCE | 0- 1       | 2- 6        | 2- 2          |      |      |       |           |
| 1- 4              | 0- 0     | 0- 0      | HOME           | 0- 1       | 1- 3        | 1- 0          |      |      |       |           |
| 1- 4              | 0- 1     | 0- 0      | AWAY           | 0- 0       | 1- 3        | 1- 2          |      |      |       |           |
| 0- 0              | 0- 0     | 0- 0      | NEUTRAL        | 0- 0       | 0- 0        | 0- 0          |      |      |       |           |
| 7- 2              | 0- 0     | 0- 0      | CONFERENCE     | 0- 0       | 7- 2        | 5- 1          |      |      |       |           |
| 2- 2              | 0- 0     | 0- 0      | HOME           | 0- 0       | 2- 2        | 1- 1          |      |      |       |           |
| 5- 0              | 0- 0     | 0- 0      | AWAY           | 0- 0       | 5- 0        | 4- 0          |      |      |       |           |
| 0- 0              | 0- 0     | 0- 0      | NEUTRAL        | 0- 0       | 0- 0        | 0- 0          |      |      |       |           |

| RPI 1-25                  |   |                |       | RPI 26-50 |   |                 |       | RPI 51-100 |   |             |       | RPI 101+ Team's RPI: 242 |   |                 |       |
|---------------------------|---|----------------|-------|-----------|---|-----------------|-------|------------|---|-------------|-------|--------------------------|---|-----------------|-------|
| RPI                       | S | Opponent       | Score | RPI       | S | Opponent        | Score | RPI        | S | Opponent    | Score | RPI                      | S | Opponent        | Score |
| 13                        | A | NC State       | 55 87 |           |   |                 |       | 62         | H | Mercer      | 56 67 | 110                      | H | Liberty         | 48 41 |
|                           |   |                |       |           |   |                 |       |            |   |             |       | 130                      | H | Middle Tenn.    | 57 72 |
|                           |   |                |       |           |   |                 |       |            |   |             |       | 131                      | H | High Point      | 45 58 |
|                           |   |                |       |           |   |                 |       |            |   |             |       | 151                      | A | Davidson        | 50 58 |
|                           |   |                |       |           |   |                 |       |            |   |             |       | 174                      | H | Charlotte       | 47 51 |
|                           |   |                |       |           |   |                 |       |            |   |             |       | 175                      | H | Furman          | 63 71 |
|                           |   |                |       |           |   |                 |       |            |   |             |       | 185                      | A | Radford         | 67 56 |
|                           |   |                |       |           |   |                 |       |            |   |             |       | 223                      | A | Gardner-Webb    | 61 60 |
|                           |   |                |       |           |   |                 |       |            |   |             |       | 256                      | H | Presbyterian    | 74 76 |
|                           |   |                |       |           |   |                 |       |            |   |             |       | 258                      | A | Campbell        | 60 52 |
|                           |   |                |       |           |   |                 |       |            |   |             |       | 271                      | H | Appalachian St. | 69 60 |
|                           |   |                |       |           |   |                 |       |            |   |             |       | 283                      | A | Wofford         | 68 70 |
|                           |   |                |       |           |   |                 |       |            |   |             |       | 313                      | A | USC Upstate     | 76 70 |
|                           |   |                |       |           |   |                 |       |            |   |             |       | 322                      | A | Charleston So.  | 78 61 |
|                           |   |                |       |           |   |                 |       |            |   |             |       | 323                      | A | Western Caro.   | 52 62 |
|                           |   |                |       |           |   |                 |       |            |   |             |       | 342                      | A | Winthrop        | 70 48 |
|                           |   |                |       |           |   |                 |       |            |   |             |       | 349                      | H | Longwood        | 82 52 |
| -----                     |   |                |       |           |   |                 |       |            |   |             |       |                          |   |                 |       |
| LAST 12 Division I GAMES: |   |                |       |           |   |                 |       |            |   |             |       |                          |   |                 |       |
| 223                       | A | Gardner-Webb   | 61 60 | 185       | A | Radford         | 67 56 | 131        | H | High Point  | 45 58 |                          |   |                 |       |
| 256                       | H | Presbyterian   | 74 76 | 258       | A | Campbell        | 60 52 | 175        | H | Furman      | 63 71 |                          |   |                 |       |
| 322                       | A | Charleston So. | 78 61 | 271       | H | Appalachian St. | 69 60 | 313        | A | USC Upstate | 76 70 |                          |   |                 |       |
| 342                       | A | Winthrop       | 70 48 |           |   |                 |       |            |   |             |       |                          |   |                 |       |
| 110                       | H | Liberty        | 48 41 |           |   |                 |       |            |   |             |       |                          |   |                 |       |
| 349                       | H | Longwood       | 82 52 |           |   |                 |       |            |   |             |       |                          |   |                 |       |

Non-Div I Games: Warren Wilson 100 53

UNC Asheville



| UNCG              |  |     |          | Through Games Of Feb. 1, 2018 |           |  |                |  |             |  |               |  |          |  |      |  |       |  |           |  |
|-------------------|--|-----|----------|-------------------------------|-----------|--|----------------|--|-------------|--|---------------|--|----------|--|------|--|-------|--|-----------|--|
| Average RPI Win:  |  | 251 | WON-LOST |                               | WINNING   |  | LAST 10        |  | STRENGTH OF |  | OPP. STRENGTH |  | TEAM     |  | ADJ. |  | CONF. |  | ADJ CONF. |  |
| Average RPI Loss: |  | 158 | RECORD   |                               | PCT. RANK |  | GAMES          |  | SCHEDULE    |  | OF SCHEDULE   |  | RPI      |  | RPI  |  | RPI   |  | RPI       |  |
| DIV. I ONLY       |  |     | 7- 12    |                               | 249       |  | 4- 5           |  | 166         |  | 253           |  | 225      |  | 225  |  | 17    |  | 17        |  |
| DIV. I NON-CONF.  |  |     | 3- 8     |                               | 268       |  | 1- 1           |  | 198         |  | 323           |  | 261      |  | 261  |  | 17    |  | 17        |  |
| TOTALS            |  |     | RPI 1-25 |                               | RPI 26-50 |  | W-L RECORDS    |  | RPI 51-100  |  | RPI 101-999   |  | RPI 201+ |  |      |  |       |  |           |  |
| 7- 12             |  |     | 0- 1     |                               | 0- 1      |  | OVERALL        |  | 0- 2        |  | 7- 8          |  | 5- 4     |  |      |  |       |  |           |  |
| 4- 3              |  |     | 0- 0     |                               | 0- 0      |  | HOME           |  | 0- 0        |  | 4- 3          |  | 2- 2     |  |      |  |       |  |           |  |
| 3- 9              |  |     | 0- 1     |                               | 0- 1      |  | AWAY           |  | 0- 2        |  | 3- 5          |  | 3- 2     |  |      |  |       |  |           |  |
| 0- 0              |  |     | 0- 0     |                               | 0- 0      |  | NEUTRAL        |  | 0- 0        |  | 0- 0          |  | 0- 0     |  |      |  |       |  |           |  |
| 3- 8              |  |     | 0- 1     |                               | 0- 1      |  | NON-CONFERENCE |  | 0- 0        |  | 3- 6          |  | 3- 4     |  |      |  |       |  |           |  |
| 1- 3              |  |     | 0- 0     |                               | 0- 0      |  | HOME           |  | 0- 0        |  | 1- 3          |  | 1- 2     |  |      |  |       |  |           |  |
| 2- 5              |  |     | 0- 1     |                               | 0- 1      |  | AWAY           |  | 0- 0        |  | 2- 3          |  | 2- 2     |  |      |  |       |  |           |  |
| 0- 0              |  |     | 0- 0     |                               | 0- 0      |  | NEUTRAL        |  | 0- 0        |  | 0- 0          |  | 0- 0     |  |      |  |       |  |           |  |
| 4- 4              |  |     | 0- 0     |                               | 0- 0      |  | CONFERENCE     |  | 0- 2        |  | 4- 2          |  | 2- 0     |  |      |  |       |  |           |  |
| 3- 0              |  |     | 0- 0     |                               | 0- 0      |  | HOME           |  | 0- 0        |  | 3- 0          |  | 1- 0     |  |      |  |       |  |           |  |
| 1- 4              |  |     | 0- 0     |                               | 0- 0      |  | AWAY           |  | 0- 2        |  | 1- 2          |  | 1- 0     |  |      |  |       |  |           |  |
| 0- 0              |  |     | 0- 0     |                               | 0- 0      |  | NEUTRAL        |  | 0- 0        |  | 0- 0          |  | 0- 0     |  |      |  |       |  |           |  |

| RPI 1-25                  |   |               |       | RPI 26-50 |   |              |       | RPI 51-100 |   |             |       | RPI 101+ Team's RPI: 225 |   |               |       |
|---------------------------|---|---------------|-------|-----------|---|--------------|-------|------------|---|-------------|-------|--------------------------|---|---------------|-------|
| RPI                       | S | Opponent      | Score | RPI       | S | Opponent     | Score | RPI        | S | Opponent    | Score | RPI                      | S | Opponent      | Score |
| 14                        | A | Duke          | 54 85 | 31        | A | Virginia     | 50 68 | 62         | A | Mercer      | 57 80 | 131                      | H | High Point    | 72 81 |
|                           |   |               |       |           |   |              |       | 94         | A | Chattanooga | 42 49 | 143                      | A | ETSU          | 52 60 |
|                           |   |               |       |           |   |              |       |            |   |             |       | 143                      | H | ETSU          | 65 61 |
|                           |   |               |       |           |   |              |       |            |   |             |       | 175                      | H | Furman        | 76 74 |
|                           |   |               |       |           |   |              |       |            |   |             |       | 184                      | A | Samford       | 48 56 |
|                           |   |               |       |           |   |              |       |            |   |             |       | 185                      | A | Radford       | 53 56 |
|                           |   |               |       |           |   |              |       |            |   |             |       | 206                      | A | Norfolk St.   | 63 64 |
|                           |   |               |       |           |   |              |       |            |   |             |       | 256                      | A | Presbyterian  | 64 57 |
|                           |   |               |       |           |   |              |       |            |   |             |       | 258                      | H | Campbell      | 61 72 |
|                           |   |               |       |           |   |              |       |            |   |             |       | 273                      | A | Coastal Caro. | 60 54 |
|                           |   |               |       |           |   |              |       |            |   |             |       | 283                      | H | Wofford       | 66 51 |
|                           |   |               |       |           |   |              |       |            |   |             |       | 291                      | A | Eastern Ky.   | 59 70 |
|                           |   |               |       |           |   |              |       |            |   |             |       | 299                      | H | Murray St.    | 52 63 |
|                           |   |               |       |           |   |              |       |            |   |             |       | 307                      | H | VCU           | 74 61 |
|                           |   |               |       |           |   |              |       |            |   |             |       | 323                      | A | Western Caro. | 88 67 |
| LAST 12 Division I GAMES: |   |               |       |           |   |              |       |            |   |             |       |                          |   |               |       |
| 143                       | H | ETSU          | 65 61 | 143       | A | ETSU         | 52 60 |            |   |             |       |                          |   |               |       |
| 323                       | A | Western Caro. | 88 67 | 94        | A | Chattanooga  | 42 49 |            |   |             |       |                          |   |               |       |
| 184                       | A | Samford       | 48 56 | 131       | H | High Point   | 72 81 |            |   |             |       |                          |   |               |       |
| 62                        | A | Mercer        | 57 80 | 256       | A | Presbyterian | 64 57 |            |   |             |       |                          |   |               |       |
| 175                       | H | Furman        | 76 74 | 206       | A | Norfolk St.  | 63 64 |            |   |             |       |                          |   |               |       |
| 283                       | H | Wofford       | 66 51 | 299       | H | Murray St.   | 52 63 |            |   |             |       |                          |   |               |       |

Non-Div I Games: Greensboro 82 34 Tuscul um 69 71 Lees-McRae 78 62 Southern Wesleyan 96 35  
UNCG

Loss, Non-Conf, S Site, H Home A Away N Neutral



|                       |  |  |  |                      |  |                 |  |                   |  |               |  |                      |  |                           |  |          |  |          |  |           |  |               |  |
|-----------------------|--|--|--|----------------------|--|-----------------|--|-------------------|--|---------------|--|----------------------|--|---------------------------|--|----------|--|----------|--|-----------|--|---------------|--|
| UNCW                  |  |  |  | Average RPI Win: 292 |  | WON-LOST RECORD |  | WINNING PCT. RANK |  | LAST 10 GAMES |  | STRENGTH OF SCHEDULE |  | OPP. STRENGTH OF SCHEDULE |  | TEAM RPI |  | ADJ. RPI |  | CONF. RPI |  | ADJ CONF. RPI |  |
| Average RPI Loss: 146 |  |  |  |                      |  |                 |  |                   |  |               |  |                      |  |                           |  |          |  |          |  |           |  |               |  |
| DIV. I ONLY           |  |  |  | 5- 13                |  | 286             |  | 1- 9              |  | 196           |  | 221                  |  | 278                       |  | 278      |  | 10       |  | 10        |  |               |  |
| DIV. I NON-CONF.      |  |  |  | 5- 4                 |  | 146             |  | 2- 1              |  | 328           |  | 282                  |  | 225                       |  | 225      |  | 12       |  | 12        |  |               |  |
| TOTALS                |  |  |  | RPI 1-25             |  | RPI 26-50       |  | W-L RECORDS       |  | RPI 51-100    |  | RPI 101-999          |  | RPI 201+                  |  |          |  |          |  |           |  |               |  |
| 5- 13                 |  |  |  | 0- 0                 |  | 0- 1            |  | OVERALL           |  | 0- 3          |  | 5- 9                 |  | 5- 3                      |  |          |  |          |  |           |  |               |  |
| 4- 5                  |  |  |  | 0- 0                 |  | 0- 0            |  | HOME              |  | 0- 1          |  | 4- 4                 |  | 4- 1                      |  |          |  |          |  |           |  |               |  |
| 1- 8                  |  |  |  | 0- 0                 |  | 0- 1            |  | AWAY              |  | 0- 2          |  | 1- 5                 |  | 1- 2                      |  |          |  |          |  |           |  |               |  |
| 0- 0                  |  |  |  | 0- 0                 |  | 0- 0            |  | NEUTRAL           |  | 0- 0          |  | 0- 0                 |  | 0- 0                      |  |          |  |          |  |           |  |               |  |
| 5- 4                  |  |  |  | 0- 0                 |  | 0- 0            |  | NON-CONFERENCE    |  | 0- 1          |  | 5- 3                 |  | 5- 1                      |  |          |  |          |  |           |  |               |  |
| 4- 0                  |  |  |  | 0- 0                 |  | 0- 0            |  | HOME              |  | 0- 0          |  | 4- 0                 |  | 4- 0                      |  |          |  |          |  |           |  |               |  |
| 1- 4                  |  |  |  | 0- 0                 |  | 0- 0            |  | AWAY              |  | 0- 1          |  | 1- 3                 |  | 1- 1                      |  |          |  |          |  |           |  |               |  |
| 0- 0                  |  |  |  | 0- 0                 |  | 0- 0            |  | NEUTRAL           |  | 0- 0          |  | 0- 0                 |  | 0- 0                      |  |          |  |          |  |           |  |               |  |
| 0- 9                  |  |  |  | 0- 0                 |  | 0- 1            |  | CONFERENCE        |  | 0- 2          |  | 0- 6                 |  | 0- 2                      |  |          |  |          |  |           |  |               |  |
| 0- 5                  |  |  |  | 0- 0                 |  | 0- 0            |  | HOME              |  | 0- 1          |  | 0- 4                 |  | 0- 1                      |  |          |  |          |  |           |  |               |  |
| 0- 4                  |  |  |  | 0- 0                 |  | 0- 1            |  | AWAY              |  | 0- 1          |  | 0- 2                 |  | 0- 1                      |  |          |  |          |  |           |  |               |  |
| 0- 0                  |  |  |  | 0- 0                 |  | 0- 0            |  | NEUTRAL           |  | 0- 0          |  | 0- 0                 |  | 0- 0                      |  |          |  |          |  |           |  |               |  |

| RPI 1-25                  |   |                |       | RPI 26-50 |   |              |       | RPI 51-100 |   |                |       | RPI 101+ |   |                |       | Team's RPI : 278 |  |
|---------------------------|---|----------------|-------|-----------|---|--------------|-------|------------|---|----------------|-------|----------|---|----------------|-------|------------------|--|
| RPI                       | S | Opponent       | Score | RPI       | S | Opponent     | Score | RPI        | S | Opponent       | Score | RPI      | S | Opponent       | Score |                  |  |
|                           |   |                |       | 47        | A | Drexel       | 42 68 | 73         | A | El on          | 67 75 | 119      | A | Del aware      | 62 80 |                  |  |
|                           |   |                |       |           |   |              |       | 82         | A | North Carolina | 60 86 | 119      | H | Del aware      | 49 82 |                  |  |
|                           |   |                |       |           |   |              |       | 90         | H | James Madi son | 48 63 | 137      | H | William & Mary | 53 66 |                  |  |
|                           |   |                |       |           |   |              |       |            |   |                |       | 140      | A | Pittsburgh     | 55 74 |                  |  |
|                           |   |                |       |           |   |              |       |            |   |                |       | 155      | H | Northeastern   | 47 54 |                  |  |
|                           |   |                |       |           |   |              |       |            |   |                |       | 175      | A | Furman         | 71 76 |                  |  |
|                           |   |                |       |           |   |              |       |            |   |                |       | 204      | H | Hofstra        | 61 69 |                  |  |
|                           |   |                |       |           |   |              |       |            |   |                |       | 222      | H | East Carolina  | 66 62 |                  |  |
|                           |   |                |       |           |   |              |       |            |   |                |       | 273      | A | Coastal Caro.  | 41 57 |                  |  |
|                           |   |                |       |           |   |              |       |            |   |                |       | 281      | A | Towson         | 71 72 |                  |  |
|                           |   |                |       |           |   |              |       |            |   |                |       | 283      | A | Wofford        | 65 60 |                  |  |
|                           |   |                |       |           |   |              |       |            |   |                |       | 307      | H | VCU            | 83 67 |                  |  |
|                           |   |                |       |           |   |              |       |            |   |                |       | 315      | H | Georgia St.    | 74 62 |                  |  |
|                           |   |                |       |           |   |              |       |            |   |                |       | 333      | H | N. C. Central  | 89 63 |                  |  |
| LAST 12 Division I GAMES: |   |                |       |           |   |              |       |            |   |                |       |          |   |                |       |                  |  |
| 119                       | A | Del aware      | 62 80 | 155       | H | Northeastern | 47 54 | 137        | H | William & Mary | 53 66 | 73       | A | El on          | 67 75 |                  |  |
| 90                        | H | James Madi son | 48 63 | 315       | H | Georgia St.  | 74 62 | 283        | A | Wofford        | 65 60 | 140      | A | Pittsburgh     | 55 74 |                  |  |
| 119                       | H | Del aware      | 49 82 | 281       | A | Towson       | 71 72 |            |   |                |       |          |   |                |       |                  |  |
| 47                        | A | Drexel         | 42 68 |           |   |              |       |            |   |                |       |          |   |                |       |                  |  |
| 204                       | H | Hofstra        | 61 69 |           |   |              |       |            |   |                |       |          |   |                |       |                  |  |

Non-Div I Games: Catawba 74 59 UNC Pembroke 73 64

UNCW



|                   |          |           |                |            |             |               |      |      |       |           |
|-------------------|----------|-----------|----------------|------------|-------------|---------------|------|------|-------|-----------|
| Average RPI Win:  | 219      | WON-LOST  | WINNING        | LAST 10    | STRENGTH OF | OPP. STRENGTH | TEAM | ADJ. | CONF. | ADJ CONF. |
| Average RPI Loss: | 97       | RECORD    | PCT. RANK      | GAMES      | SCHEDULE    | OF SCHEDULE   | RPI  | RPI  | RPI   | RPI       |
| DIV. I ONLY       | 9- 10    | 198       | 7- 3           | 148        | 108         | 139           | 139  | 24   | 24    |           |
| DIV. I NON-CONF.  | 3- 7     | 254       | 1- 1           | 43         | 6           | 128           | 128  | 22   | 22    |           |
| -----             |          |           |                |            |             |               |      |      |       |           |
| TOTALS            | RPI 1-25 | RPI 26-50 | W-L RECORDS    | RPI 51-100 | RPI 101-999 | RPI 201+      |      |      |       |           |
| 9- 10             | 0- 0     | 0- 4      | OVERALL        | 2- 2       | 7- 4        | 6- 1          |      |      |       |           |
| 5- 2              | 0- 0     | 0- 1      | HOME           | 0- 1       | 5- 0        | 4- 0          |      |      |       |           |
| 3- 8              | 0- 0     | 0- 3      | AWAY           | 1- 1       | 2- 4        | 2- 1          |      |      |       |           |
| 1- 0              | 0- 0     | 0- 0      | NEUTRAL        | 1- 0       | 0- 0        | 0- 0          |      |      |       |           |
| 3- 7              | 0- 0     | 0- 4      | NON-CONFERENCE | 2- 1       | 1- 2        | 0- 1          |      |      |       |           |
| 1- 2              | 0- 0     | 0- 1      | HOME           | 0- 1       | 1- 0        | 0- 0          |      |      |       |           |
| 1- 5              | 0- 0     | 0- 3      | AWAY           | 1- 0       | 0- 2        | 0- 1          |      |      |       |           |
| 1- 0              | 0- 0     | 0- 0      | NEUTRAL        | 1- 0       | 0- 0        | 0- 0          |      |      |       |           |
| 6- 3              | 0- 0     | 0- 0      | CONFERENCE     | 0- 1       | 6- 2        | 6- 0          |      |      |       |           |
| 4- 0              | 0- 0     | 0- 0      | HOME           | 0- 0       | 4- 0        | 4- 0          |      |      |       |           |
| 2- 3              | 0- 0     | 0- 0      | AWAY           | 0- 1       | 2- 2        | 2- 0          |      |      |       |           |
| 0- 0              | 0- 0     | 0- 0      | NEUTRAL        | 0- 0       | 0- 0        | 0- 0          |      |      |       |           |

| RPI                       | S | Opponent         | Score | RPI | S | Opponent       | Score | RPI | S | Opponent       | Score | RPI | S | Opponent | Score | Team's RPI: 139 |
|---------------------------|---|------------------|-------|-----|---|----------------|-------|-----|---|----------------|-------|-----|---|----------|-------|-----------------|
| 26                        | H | Iowa             | 47 71 | 63  | H | IUPUI          | 48 54 | 128 | A | Missouri St.   | 52 62 |     |   |          |       |                 |
| 43                        | A | UCF              | 43 53 | 65  | N | Wyoming        | 55 40 | 129 | H | Iowa St.       | 57 53 |     |   |          |       |                 |
| 44                        | A | South Dakota St. | 47 57 | 77  | A | Kansas St.     | 72 71 | 136 | A | Southern Ill.  | 53 60 |     |   |          |       |                 |
| 45                        | A | Creighton        | 78 89 | 95  | A | Drake          | 64 81 | 154 | A | North Dakota   | 72 80 |     |   |          |       |                 |
|                           |   |                  |       |     |   |                |       | 235 | A | Omaha          | 74 78 |     |   |          |       |                 |
|                           |   |                  |       |     |   |                |       | 239 | A | Bradley        | 51 40 |     |   |          |       |                 |
|                           |   |                  |       |     |   |                |       | 253 | H | Indiana St.    | 59 53 |     |   |          |       |                 |
|                           |   |                  |       |     |   |                |       | 267 | A | Illinois St.   | 58 36 |     |   |          |       |                 |
|                           |   |                  |       |     |   |                |       | 288 | H | Valparaiso     | 77 56 |     |   |          |       |                 |
|                           |   |                  |       |     |   |                |       | 310 | H | Loyola Chicago | 70 41 |     |   |          |       |                 |
|                           |   |                  |       |     |   |                |       | 347 | H | Evansville     | 65 41 |     |   |          |       |                 |
| -----                     |   |                  |       |     |   |                |       |     |   |                |       |     |   |          |       |                 |
| LAST 12 Division I GAMES: |   |                  |       |     |   |                |       |     |   |                |       |     |   |          |       |                 |
| 267                       | A | Illinois St.     | 58 36 | 136 | A | Southern Ill.  | 53 60 |     |   |                |       |     |   |          |       |                 |
| 239                       | A | Bradley          | 51 40 | 288 | H | Valparaiso     | 77 56 |     |   |                |       |     |   |          |       |                 |
| 95                        | A | Drake            | 64 81 | 310 | H | Loyola Chicago | 70 41 |     |   |                |       |     |   |          |       |                 |
| 253                       | H | Indiana St.      | 59 53 | 77  | A | Kansas St.     | 72 71 |     |   |                |       |     |   |          |       |                 |
| 347                       | H | Evansville       | 65 41 | 26  | H | Iowa           | 47 71 |     |   |                |       |     |   |          |       |                 |
| 128                       | A | Missouri St.     | 52 62 | 235 | A | Omaha          | 74 78 |     |   |                |       |     |   |          |       |                 |

Non-Div I Games: Wis.-Parkside 92 62

UNI



| UNLV             |       | Through Games Of Feb. 1, 2018 |           |           |                |             |               |      |             |       |           |
|------------------|-------|-------------------------------|-----------|-----------|----------------|-------------|---------------|------|-------------|-------|-----------|
| Average RPI      | Win:  | 199                           | WON-LOST  | WINNING   | LAST 10        | STRENGTH OF | OPP. STRENGTH | TEAM | ADJ.        | CONF. | ADJ CONF. |
| Average RPI      | Loss: | 94                            | RECORD    | PCT. RANK | GAMES          | SCHEDULE    | OF SCHEDULE   | RPI  | RPI         | RPI   | RPI       |
| DIV. I ONLY      |       |                               | 12- 8     | 119       | 7- 3           | 80          | 119           | 104  | 104         | 16    | 16        |
| DIV. I NON-CONF. |       |                               | 5- 6      | 187       | 0- 3           | 8           | 74            | 100  | 100         | 15    | 15        |
| -----            |       |                               |           |           |                |             |               |      |             |       |           |
| TOTALS           |       | RPI 1-25                      | RPI 26-50 |           | W-L RECORDS    |             | RPI 51-100    |      | RPI 101-999 |       | RPI 201+  |
| 12- 8            |       | 0- 3                          | 0- 2      |           | OVERALL        |             | 2- 0          |      | 10- 3       |       | 7- 1      |
| 7- 4             |       | 0- 1                          | 0- 2      |           | HOME           |             | 0- 0          |      | 7- 1        |       | 4- 0      |
| 5- 2             |       | 0- 1                          | 0- 0      |           | AWAY           |             | 2- 0          |      | 3- 1        |       | 3- 0      |
| 0- 2             |       | 0- 1                          | 0- 0      |           | NEUTRAL        |             | 0- 0          |      | 0- 1        |       | 0- 1      |
| 5- 6             |       | 0- 3                          | 0- 2      |           | NON-CONFERENCE |             | 1- 0          |      | 4- 1        |       | 2- 1      |
| 4- 3             |       | 0- 1                          | 0- 2      |           | HOME           |             | 0- 0          |      | 4- 0        |       | 2- 0      |
| 1- 1             |       | 0- 1                          | 0- 0      |           | AWAY           |             | 1- 0          |      | 0- 0        |       | 0- 0      |
| 0- 2             |       | 0- 1                          | 0- 0      |           | NEUTRAL        |             | 0- 0          |      | 0- 1        |       | 0- 1      |
| 7- 2             |       | 0- 0                          | 0- 0      |           | CONFERENCE     |             | 1- 0          |      | 6- 2        |       | 5- 0      |
| 3- 1             |       | 0- 0                          | 0- 0      |           | HOME           |             | 0- 0          |      | 3- 1        |       | 2- 0      |
| 4- 1             |       | 0- 0                          | 0- 0      |           | AWAY           |             | 1- 0          |      | 3- 1        |       | 3- 0      |
| 0- 0             |       | 0- 0                          | 0- 0      |           | NEUTRAL        |             | 0- 0          |      | 0- 0        |       | 0- 0      |

| RPI 1-25                  |   |                 |        | RPI 26-50 |   |           |       | RPI 51-100 |   |              |       | RPI 101+ Team's RPI: 104 |   |                 |        |
|---------------------------|---|-----------------|--------|-----------|---|-----------|-------|------------|---|--------------|-------|--------------------------|---|-----------------|--------|
| RPI                       | S | Opponent        | Score  | RPI       | S | Opponent  | Score | RPI        | S | Opponent     | Score | RPI                      | S | Opponent        | Score  |
| 3                         | H | Mississippi St. | 63 103 | 35        | H | Syracuse  | 55 69 | 51         | A | Gonzaga      | 52 50 | 121                      | H | Colorado St.    | 56 52  |
| 24                        | N | Buffalo         | 53 80  | 50        | H | Minnesota | 72 79 | 75         | A | New Mexico   | 68 66 | 144                      | H | Portland St.    | 88 80  |
| 25                        | A | Stanford        | 33 74  |           |   |           |       |            |   |              |       | 168                      | H | UC Irvine       | 73 54  |
|                           |   |                 |        |           |   |           |       |            |   |              |       | 173                      | H | Fresno St.      | 72 74  |
|                           |   |                 |        |           |   |           |       |            |   |              |       | 196                      | A | Boise St.       | 60 69  |
|                           |   |                 |        |           |   |           |       |            |   |              |       | 204                      | H | Hofstra         | 68 52  |
|                           |   |                 |        |           |   |           |       |            |   |              |       | 236                      | A | San Diego St.   | 75 64  |
|                           |   |                 |        |           |   |           |       |            |   |              |       | 242                      | N | UC Riverside    | 88 95  |
|                           |   |                 |        |           |   |           |       |            |   |              |       | 252                      | A | San Jose St.    | 80 53  |
|                           |   |                 |        |           |   |           |       |            |   |              |       | 252                      | H | San Jose St.    | 79 60  |
|                           |   |                 |        |           |   |           |       |            |   |              |       | 275                      | H | Grand Canyon    | 76 47  |
|                           |   |                 |        |           |   |           |       |            |   |              |       | 289                      | A | Utah St.        | 63 54  |
|                           |   |                 |        |           |   |           |       |            |   |              |       | 320                      | H | Air Force       | 69 57  |
| -----                     |   |                 |        |           |   |           |       |            |   |              |       |                          |   |                 |        |
| LAST 12 Division I GAMES: |   |                 |        |           |   |           |       |            |   |              |       |                          |   |                 |        |
| 252                       | A | San Jose St.    | 80 53  | 289       | A | Utah St.  | 63 54 | 252        | H | San Jose St. | 79 60 | 196                      | A | Boise St.       | 60 69  |
| 236                       | A | San Diego St.   | 75 64  | 196       | A | Boise St. | 60 69 | 35         | H | Syracuse     | 55 69 | 3                        | H | Mississippi St. | 63 103 |
| 173                       | H | Fresno St.      | 72 74  | 35        | H | Syracuse  | 55 69 | 25         | A | Stanford     | 33 74 |                          |   |                 |        |
| 121                       | H | Colorado St.    | 56 52  |           |   |           |       |            |   |              |       |                          |   |                 |        |
| 75                        | A | New Mexico      | 68 66  |           |   |           |       |            |   |              |       |                          |   |                 |        |
| 320                       | H | Air Force       | 69 57  |           |   |           |       |            |   |              |       |                          |   |                 |        |

Non-Div I Games:

UNLV



|                   |          |           |                |            |             |               |      |      |       |           |
|-------------------|----------|-----------|----------------|------------|-------------|---------------|------|------|-------|-----------|
| Average RPI Win:  | 323      | WON-LOST  | WINNING        | LAST 10    | STRENGTH OF | OPP. STRENGTH | TEAM | ADJ. | CONF. | ADJ CONF. |
| Average RPI Loss: | 178      | RECORD    | PCT. RANK      | GAMES      | SCHEDULE    | OF SCHEDULE   | RPI  | RPI  | RPI   | RPI       |
| DIV. I ONLY       | 4- 15    | 304       | 3- 6           | 236        | 322         | 313           | 313  | 22   | 22    |           |
| DIV. I NON-CONF.  | 2- 10    | 300       | 2- 2           | 214        | 338         | 332           | 332  | 21   | 21    |           |
| <hr/>             |          |           |                |            |             |               |      |      |       |           |
| TOTALS            | RPI 1-25 | RPI 26-50 | W-L RECORDS    | RPI 51-100 | RPI 101-999 | RPI 201+      |      |      |       |           |
| 4- 15             | 0- 0     | 0- 1      | OVERALL        | 0- 2       | 4- 12       | 4- 8          |      |      |       |           |
| 3- 6              | 0- 0     | 0- 0      | HOME           | 0- 0       | 3- 6        | 3- 4          |      |      |       |           |
| 1- 9              | 0- 0     | 0- 1      | AWAY           | 0- 2       | 1- 6        | 1- 4          |      |      |       |           |
| 0- 0              | 0- 0     | 0- 0      | NEUTRAL        | 0- 0       | 0- 0        | 0- 0          |      |      |       |           |
| 2- 10             | 0- 0     | 0- 0      | NON-CONFERENCE | 0- 2       | 2- 8        | 2- 6          |      |      |       |           |
| 2- 4              | 0- 0     | 0- 0      | HOME           | 0- 0       | 2- 4        | 2- 3          |      |      |       |           |
| 0- 6              | 0- 0     | 0- 0      | AWAY           | 0- 2       | 0- 4        | 0- 3          |      |      |       |           |
| 0- 0              | 0- 0     | 0- 0      | NEUTRAL        | 0- 0       | 0- 0        | 0- 0          |      |      |       |           |
| 2- 5              | 0- 0     | 0- 1      | CONFERENCE     | 0- 0       | 2- 4        | 2- 2          |      |      |       |           |
| 1- 2              | 0- 0     | 0- 0      | HOME           | 0- 0       | 1- 2        | 1- 1          |      |      |       |           |
| 1- 3              | 0- 0     | 0- 1      | AWAY           | 0- 0       | 1- 2        | 1- 1          |      |      |       |           |
| 0- 0              | 0- 0     | 0- 0      | NEUTRAL        | 0- 0       | 0- 0        | 0- 0          |      |      |       |           |

| RPI 1-25                  |   |               |       | RPI 26-50 |   |                    |        | RPI 51-100 |   |                    |       | RPI 101+ Team's RPI : 313 |   |          |       |
|---------------------------|---|---------------|-------|-----------|---|--------------------|--------|------------|---|--------------------|-------|---------------------------|---|----------|-------|
| RPI                       | S | Opponent      | Score | RPI       | S | Opponent           | Score  | RPI        | S | Opponent           | Score | RPI                       | S | Opponent | Score |
| 42                        | A | FGCU          | 60 93 | 59        | A | Oklahoma St.       | 71 108 | 108        | H | Jacksonville       | 45 71 |                           |   |          |       |
|                           |   |               |       | 64        | A | Virginia Tech      | 56 87  | 137        | A | William & Mary     | 63 83 |                           |   |          |       |
|                           |   |               |       |           |   |                    |        | 169        | A | Stetson            | 61 62 |                           |   |          |       |
|                           |   |               |       |           |   |                    |        | 175        | H | Furman             | 59 80 |                           |   |          |       |
|                           |   |               |       |           |   |                    |        | 222        | A | East Carolina      | 53 66 |                           |   |          |       |
|                           |   |               |       |           |   |                    |        | 223        | A | Gardner-Webb       | 39 60 |                           |   |          |       |
|                           |   |               |       |           |   |                    |        | 230        | H | North Florida      | 61 65 |                           |   |          |       |
|                           |   |               |       |           |   |                    |        | 235        | H | Omaha              | 66 69 |                           |   |          |       |
|                           |   |               |       |           |   |                    |        | 242        | H | UNC Asheville      | 70 76 |                           |   |          |       |
|                           |   |               |       |           |   |                    |        | 251        | A | Lipscomb           | 78 97 |                           |   |          |       |
|                           |   |               |       |           |   |                    |        | 256        | H | Presbyterian       | 69 83 |                           |   |          |       |
|                           |   |               |       |           |   |                    |        | 258        | A | Campbell           | 49 69 |                           |   |          |       |
|                           |   |               |       |           |   |                    |        | 280        | H | Kennesaw St.       | 65 61 |                           |   |          |       |
|                           |   |               |       |           |   |                    |        | 333        | H | N.C. Central       | 66 61 |                           |   |          |       |
|                           |   |               |       |           |   |                    |        | 334        | H | South Carolina St. | 63 44 |                           |   |          |       |
|                           |   |               |       |           |   |                    |        | 344        | A | NJIT               | 95 57 |                           |   |          |       |
| LAST 12 Division I GAMES: |   |               |       |           |   |                    |        |            |   |                    |       |                           |   |          |       |
| 251                       | A | Lipscomb      | 78 97 | 344       | A | NJIT               | 95 57  |            |   |                    |       |                           |   |          |       |
| 280                       | H | Kennesaw St.  | 65 61 | 333       | H | N.C. Central       | 66 61  |            |   |                    |       |                           |   |          |       |
| 108                       | H | Jacksonville  | 45 71 | 59        | A | Oklahoma St.       | 71 108 |            |   |                    |       |                           |   |          |       |
| 230                       | H | North Florida | 61 65 | 242       | H | UNC Asheville      | 70 76  |            |   |                    |       |                           |   |          |       |
| 42                        | A | FGCU          | 60 93 | 334       | H | South Carolina St. | 63 44  |            |   |                    |       |                           |   |          |       |
| 169                       | A | Stetson       | 61 62 | 137       | A | William & Mary     | 63 83  |            |   |                    |       |                           |   |          |       |

Non-Div I Games: Brevard 109 39 Converse 71 51 Bob Jones 79 45

USC Upstate

Loss, Non-Conf, S Site, H Home A Away N Neutral



|                   |          |           |                |            |             |               |      |      |       |           |
|-------------------|----------|-----------|----------------|------------|-------------|---------------|------|------|-------|-----------|
| Average RPI Win:  | 244      | WON-LOST  | WINNING        | LAST 10    | STRENGTH OF | OPP. STRENGTH | TEAM | ADJ. | CONF. | ADJ CONF. |
| Average RPI Loss: | 140      | RECORD    | PCT. RANK      | GAMES      | SCHEDULE    | OF SCHEDULE   | RPI  | RPI  | RPI   | RPI       |
| DIV. I ONLY       | 12- 10   | 144       | 6- 4           | 300        | 141         | 208           | 208  | 23   | 23    |           |
| DIV. I NON-CONF.  | 6- 5     | 153       | 1- 0           | 232        | 50          | 157           | 157  | 23   | 23    |           |
| -----             |          |           |                |            |             |               |      |      |       |           |
| TOTALS            | RPI 1-25 | RPI 26-50 | W-L RECORDS    | RPI 51-100 | RPI 101-999 | RPI 201+      |      |      |       |           |
| 12- 10            | 0- 0     | 0- 1      | OVERALL        | 0- 5       | 12- 4       | 8- 3          |      |      |       |           |
| 9- 2              | 0- 0     | 0- 1      | HOME           | 0- 1       | 9- 0        | 5- 0          |      |      |       |           |
| 3- 8              | 0- 0     | 0- 0      | AWAY           | 0- 4       | 3- 4        | 3- 3          |      |      |       |           |
| 0- 0              | 0- 0     | 0- 0      | NEUTRAL        | 0- 0       | 0- 0        | 0- 0          |      |      |       |           |
| 6- 5              | 0- 0     | 0- 1      | NON-CONFERENCE | 0- 4       | 6- 0        | 3- 0          |      |      |       |           |
| 5- 1              | 0- 0     | 0- 1      | HOME           | 0- 0       | 5- 0        | 2- 0          |      |      |       |           |
| 1- 4              | 0- 0     | 0- 0      | AWAY           | 0- 4       | 1- 0        | 1- 0          |      |      |       |           |
| 0- 0              | 0- 0     | 0- 0      | NEUTRAL        | 0- 0       | 0- 0        | 0- 0          |      |      |       |           |
| 6- 5              | 0- 0     | 0- 0      | CONFERENCE     | 0- 1       | 6- 4        | 5- 3          |      |      |       |           |
| 4- 1              | 0- 0     | 0- 0      | HOME           | 0- 1       | 4- 0        | 3- 0          |      |      |       |           |
| 2- 4              | 0- 0     | 0- 0      | AWAY           | 0- 0       | 2- 4        | 2- 3          |      |      |       |           |
| 0- 0              | 0- 0     | 0- 0      | NEUTRAL        | 0- 0       | 0- 0        | 0- 0          |      |      |       |           |

| RPI 1-25                  |   |          |       | RPI 26-50 |   |                  |       | RPI 51-100 |   |                  |       | RPI 101+ Team's RPI: 208 |   |                  |       |
|---------------------------|---|----------|-------|-----------|---|------------------|-------|------------|---|------------------|-------|--------------------------|---|------------------|-------|
| RPI                       | S | Opponent | Score | RPI       | S | Opponent         | Score | RPI        | S | Opponent         | Score | RPI                      | S | Opponent         | Score |
|                           |   |          |       | 49        | H | Houston          | 58 62 | 74         | A | Georgi a Tech    | 52 80 | 122                      | A | Little Rock      | 57 59 |
|                           |   |          |       |           |   |                  |       | 77         | A | Kansas St.       | 56 70 | 159                      | H | Loui si ana      | 63 61 |
|                           |   |          |       |           |   |                  |       | 87         | A | Utah             | 41 71 | 164                      | H | San Franci sco   | 56 54 |
|                           |   |          |       |           |   |                  |       | 89         | H | South Ala.       | 63 76 | 173                      | H | Fresno St.       | 67 54 |
|                           |   |          |       |           |   |                  |       | 100        | A | Arkansas         | 57 91 | 194                      | H | Oral Roberts     | 70 46 |
|                           |   |          |       |           |   |                  |       |            |   |                  |       | 210                      | A | Arkansas St.     | 80 85 |
|                           |   |          |       |           |   |                  |       |            |   |                  |       | 215                      | H | SMU              | 58 55 |
|                           |   |          |       |           |   |                  |       |            |   |                  |       | 221                      | H | Troy             | 76 57 |
|                           |   |          |       |           |   |                  |       |            |   |                  |       | 271                      | A | Appal achian St. | 64 60 |
|                           |   |          |       |           |   |                  |       |            |   |                  |       | 271                      | H | Appal achian St. | 49 48 |
|                           |   |          |       |           |   |                  |       |            |   |                  |       | 273                      | A | Coastal Caro.    | 76 89 |
|                           |   |          |       |           |   |                  |       |            |   |                  |       | 300                      | H | Incar nate Word  | 61 48 |
|                           |   |          |       |           |   |                  |       |            |   |                  |       | 315                      | A | Georgi a St.     | 81 76 |
|                           |   |          |       |           |   |                  |       |            |   |                  |       | 316                      | A | UTSA             | 69 68 |
|                           |   |          |       |           |   |                  |       |            |   |                  |       | 321                      | A | Ga. Southern     | 68 73 |
|                           |   |          |       |           |   |                  |       |            |   |                  |       | 329                      | H | La. -Monroe      | 70 61 |
| -----                     |   |          |       |           |   |                  |       |            |   |                  |       |                          |   |                  |       |
| LAST 12 Division I GAMES: |   |          |       |           |   |                  |       |            |   |                  |       |                          |   |                  |       |
|                           |   |          |       | 271       | H | Appal achian St. | 49 48 | 122        | A | Little Rock      | 57 59 |                          |   |                  |       |
|                           |   |          |       | 321       | A | Ga. Southern     | 68 73 | 89         | H | South Ala.       | 63 76 |                          |   |                  |       |
|                           |   |          |       | 315       | A | Georgi a St.     | 81 76 | 221        | H | Troy             | 76 57 |                          |   |                  |       |
|                           |   |          |       | 329       | H | La. -Monroe      | 70 61 | 271        | A | Appal achian St. | 64 60 |                          |   |                  |       |
|                           |   |          |       | 159       | H | Loui si ana      | 63 61 | 273        | A | Coastal Caro.    | 76 89 |                          |   |                  |       |
|                           |   |          |       | 210       | A | Arkansas St.     | 80 85 | 164        | H | San Franci sco   | 56 54 |                          |   |                  |       |

Non-Div I Games:

UT Arlington



| RPI 1-25                  |   |                   |        |
|---------------------------|---|-------------------|--------|
| RPI                       | S | Opponent          | Score  |
| 4                         | A | Louisville        | 56 91  |
| RPI 26-50                 |   |                   |        |
| RPI                       | S | Opponent          | Score  |
| 37                        | A | Purdue            | 58 60  |
| RPI 51-100                |   |                   |        |
| RPI                       | S | Opponent          | Score  |
| 76                        | H | Belmont           | 63 65  |
| 79                        | N | Saint Mary's (CA) | 58 69  |
| 94                        | A | Chattanooga       | 82 87  |
| RPI 101+                  |   |                   |        |
| RPI                       | S | Opponent          | Score  |
| 136                       | A | Southern Ill.     | 72 84  |
| 150                       | A | SIUE              | 70 73  |
| 166                       | A | Jacksonville St.  | 61 57  |
| 177                       | H | Northwestern      | 63 71  |
| 203                       | N | Eastern Wash.     | 58 61  |
| 210                       | A | Arkansas St.      | 73 84  |
| 212                       | H | N.C. A&T          | 76 63  |
| 220                       | H | Morehead St.      | 76 81  |
| 247                       | A | Austin Peay       | 62 69  |
| 247                       | H | Austin Peay       | 100 66 |
| 291                       | H | Eastern Ky.       | 77 49  |
| 299                       | A | Murray St.        | 97 80  |
| 323                       | H | Western Caro.     | 62 54  |
| 330                       | A | Tennessee Tech    | 67 51  |
| 340                       | H | Tennessee St.     | 80 68  |
| 345                       | A | Eastern Ill.      | 72 44  |
| Team's RPI: 219           |   |                   |        |
| LAST 12 Division I GAMES: |   |                   |        |
| 247                       | H | Austin Peay       | 100 66 |
| 330                       | A | Tennessee Tech    | 67 51  |
| 166                       | A | Jacksonville St.  | 61 57  |
| 150                       | A | SIUE              | 70 73  |
| 345                       | A | Eastern Ill.      | 72 44  |
| 220                       | H | Morehead St.      | 76 81  |
| 291                       | H | Eastern Ky.       | 77 49  |
| 299                       | A | Murray St.        | 97 80  |
| 247                       | A | Austin Peay       | 62 69  |
| 76                        | H | Belmont           | 63 65  |
| 340                       | H | Tennessee St.     | 80 68  |
| 203                       | N | Eastern Wash.     | 58 61  |

UT Martin

Page 316



U  
T  
E  
P

| UTEP                      |   |                 |       | Through Games Of Feb. 1, 2018 |   |                |       |                      |   |                           |       |          |          |                    |               |                 |  |
|---------------------------|---|-----------------|-------|-------------------------------|---|----------------|-------|----------------------|---|---------------------------|-------|----------|----------|--------------------|---------------|-----------------|--|
| Average RPI Win: 230      |   | WON-LOST RECORD |       | WINNING PCT. RANK             |   | LAST 10 GAMES  |       | STRENGTH OF SCHEDULE |   | OPP. STRENGTH OF SCHEDULE |       | TEAM RPI | ADJ. RPI | CONF. RPI          | ADJ CONF. RPI |                 |  |
| DIV. I ONLY               |   | 13- 7           |       | 89                            |   | 6- 4           |       | 175                  |   | 258                       |       | 115      | 115      | 18                 | 18            |                 |  |
| DIV. I NON-CONF.          |   | 9- 4            |       | 82                            |   | 4- 1           |       | 235                  |   | 302                       |       | 120      | 120      | 19                 | 19            |                 |  |
| -----                     |   |                 |       |                               |   |                |       |                      |   |                           |       |          |          |                    |               |                 |  |
| TOTALS                    |   | RPI 1-25        |       | RPI 26-50                     |   | W-L RECORDS    |       | RPI 51-100           |   | RPI 101-999               |       | RPI 201+ |          |                    |               |                 |  |
| 13- 7                     |   | 0- 0            |       | 0- 0                          |   | OVERALL        |       | 1- 2                 |   | 12- 5                     |       | 9- 2     |          |                    |               |                 |  |
| 7- 2                      |   | 0- 0            |       | 0- 0                          |   | HOME           |       | 1- 1                 |   | 6- 1                      |       | 4- 0     |          |                    |               |                 |  |
| 4- 5                      |   | 0- 0            |       | 0- 0                          |   | AWAY           |       | 0- 1                 |   | 4- 4                      |       | 4- 2     |          |                    |               |                 |  |
| 2- 0                      |   | 0- 0            |       | 0- 0                          |   | NEUTRAL        |       | 0- 0                 |   | 2- 0                      |       | 1- 0     |          |                    |               |                 |  |
| 9- 4                      |   | 0- 0            |       | 0- 0                          |   | NON-CONFERENCE |       | 1- 2                 |   | 8- 2                      |       | 7- 2     |          |                    |               |                 |  |
| 5- 1                      |   | 0- 0            |       | 0- 0                          |   | HOME           |       | 1- 1                 |   | 4- 0                      |       | 4- 0     |          |                    |               |                 |  |
| 2- 3                      |   | 0- 0            |       | 0- 0                          |   | AWAY           |       | 0- 1                 |   | 2- 2                      |       | 2- 2     |          |                    |               |                 |  |
| 2- 0                      |   | 0- 0            |       | 0- 0                          |   | NEUTRAL        |       | 0- 0                 |   | 2- 0                      |       | 1- 0     |          |                    |               |                 |  |
| 4- 3                      |   | 0- 0            |       | 0- 0                          |   | CONFERENCE     |       | 0- 0                 |   | 4- 3                      |       | 2- 0     |          |                    |               |                 |  |
| 2- 1                      |   | 0- 0            |       | 0- 0                          |   | HOME           |       | 0- 0                 |   | 2- 1                      |       | 0- 0     |          |                    |               |                 |  |
| 2- 2                      |   | 0- 0            |       | 0- 0                          |   | AWAY           |       | 0- 0                 |   | 2- 2                      |       | 2- 0     |          |                    |               |                 |  |
| 0- 0                      |   | 0- 0            |       | 0- 0                          |   | NEUTRAL        |       | 0- 0                 |   | 0- 0                      |       | 0- 0     |          |                    |               |                 |  |
| -----                     |   |                 |       |                               |   |                |       |                      |   |                           |       |          |          |                    |               |                 |  |
| RPI 1-25                  |   |                 |       | RPI 26-50                     |   |                |       | RPI 51-100           |   |                           |       | RPI 101+ |          |                    |               | Team's RPI: 115 |  |
| RPI                       | S | Opponent        | Score | RPI                           | S | Opponent       | Score | RPI                  | S | Opponent                  | Score | RPI      | S        | Opponent           | Score         |                 |  |
|                           |   |                 |       |                               |   |                |       | 75                   | H | New Mexico                | 35 59 | 109      | A        | Rice               | 42 56         |                 |  |
|                           |   |                 |       |                               |   |                |       | 92                   | A | Tulane                    | 56 67 | 130      | H        | Middle Tenn.       | 45 54         |                 |  |
|                           |   |                 |       |                               |   |                |       | 100                  | H | Arkansas                  | 64 61 | 174      | H        | Charlotte          | 67 58         |                 |  |
|                           |   |                 |       |                               |   |                |       |                      |   |                           |       | 179      | A        | Fla. Atlantic      | 66 72         |                 |  |
|                           |   |                 |       |                               |   |                |       |                      |   |                           |       | 179      | H        | Fla. Atlantic      | 75 70         |                 |  |
|                           |   |                 |       |                               |   |                |       |                      |   |                           |       | 184      | N        | Samford            | 46 33         |                 |  |
|                           |   |                 |       |                               |   |                |       |                      |   |                           |       | 210      | A        | Arkansas St.       | 73 76         |                 |  |
|                           |   |                 |       |                               |   |                |       |                      |   |                           |       | 222      | N        | East Carolina      | 93 79         |                 |  |
|                           |   |                 |       |                               |   |                |       |                      |   |                           |       | 238      | A        | North Texas        | 50 48         |                 |  |
|                           |   |                 |       |                               |   |                |       |                      |   |                           |       | 241      | H        | Texas Southern     | 65 55         |                 |  |
|                           |   |                 |       |                               |   |                |       |                      |   |                           |       | 242      | A        | UC Riverside       | 73 62         |                 |  |
|                           |   |                 |       |                               |   |                |       |                      |   |                           |       | 245      | H        | CSU Bakersfield    | 67 56         |                 |  |
|                           |   |                 |       |                               |   |                |       |                      |   |                           |       | 248      | A        | New Mexico St.     | 68 76         |                 |  |
|                           |   |                 |       |                               |   |                |       |                      |   |                           |       | 262      | H        | A&M-Corpus Christi | 69 49         |                 |  |
|                           |   |                 |       |                               |   |                |       |                      |   |                           |       | 287      | A        | FIU                | 77 76         |                 |  |
|                           |   |                 |       |                               |   |                |       |                      |   |                           |       | 298      | A        | Cal St. Fullerton  | 92 91         |                 |  |
|                           |   |                 |       |                               |   |                |       |                      |   |                           |       | 324      | H        | Houston Baptist    | 69 62         |                 |  |
| -----                     |   |                 |       |                               |   |                |       |                      |   |                           |       |          |          |                    |               |                 |  |
| LAST 12 Division I GAMES: |   |                 |       |                               |   |                |       |                      |   |                           |       |          |          |                    |               |                 |  |
|                           |   |                 |       | 238                           | A | North Texas    | 50 48 | 287                  | A | FIU                       | 77 76 |          |          |                    |               |                 |  |
|                           |   |                 |       | 109                           | A | Rice           | 42 56 | 242                  | A | UC Riverside              | 73 62 |          |          |                    |               |                 |  |
|                           |   |                 |       | 179                           | H | Fla. Atlantic  | 75 70 | 298                  | A | Cal St. Fullerton         | 92 91 |          |          |                    |               |                 |  |
|                           |   |                 |       | 130                           | H | Middle Tenn.   | 45 54 | 92                   | A | Tulane                    | 56 67 |          |          |                    |               |                 |  |
|                           |   |                 |       | 174                           | H | Charlotte      | 67 58 | 184                  | N | Samford                   | 46 33 |          |          |                    |               |                 |  |
|                           |   |                 |       | 179                           | A | Fla. Atlantic  | 66 72 | 222                  | N | East Carolina             | 93 79 |          |          |                    |               |                 |  |

U  
T  
E  
P

Non-Div I Games:

UTEP

Loss, Non-Conf, S Site, H Home A Away N Neutral



Average RPI Win: 299

Average RPI Loss: 207

WON-LOST  
RECORDWINNING  
PCT. RANKLAST 10  
GAMESSTRENGTH OF  
SCHEDULEOPP. STRENGTH  
OF SCHEDULETEAM  
RPIADJ.  
RPICONF.  
RPIADJ CONF.  
RPIDIV. I ONLY  
DIV. I NON-CONF.8- 10  
7- 5213  
1322- 8  
3- 3345  
331317  
305317  
245317  
24530  
3030  
30

TOTALS

RPI 1-25

RPI 26-50

W-L RECORDS

RPI 51-100

RPI 101-999

RPI 201+

8- 10

0- 0

0- 1

OVERALL

0- 1

8- 8

7- 3

1- 5

0- 0

7- 2

6- 0

1- 2

0- 0

7- 4

0- 0

0- 1

HOME

0- 0

1- 6

0- 0

0- 0

AWAY

0- 1

0- 0

0- 0

0- 0

NEUTRAL

0- 0

7- 5

0- 0

0- 1

NON-CONFERENCE

0- 1

6- 1

0- 0

0- 1

HOME

0- 0

1- 4

0- 0

0- 0

AWAY

0- 1

0- 0

0- 0

0- 0

NEUTRAL

0- 0

1- 5

0- 0

0- 0

CONFERENCE

0- 0

1- 3

0- 0

0- 0

HOME

0- 0

0- 2

0- 0

0- 0

AWAY

0- 0

0- 0

0- 0

0- 0

NEUTRAL

0- 0

RPI 1-25

RPI 26-50

RPI 51-100

RPI 101+

Team's RPI: 317

RPI S Opponent Score

RPI S Opponent Score

RPI S Opponent Score

RPI S Opponent Score

48 H Southern California 64 71

59 A Oklahoma St. 38 80

180 A Wisconsin 54 82

216 A Seattle U 56 64

232 A Texas Tech 64 80

245 H CSU Bakersfield 64 67

250 H UMKC 52 54

262 A A&amp;M-Corpus Christi 41 71

262 H A&amp;M-Corpus Christi 56 53

266 A North Dakota St. 82 79

275 H Grand Canyon 59 65

282 H Prairie View 78 62

290 H Canisius 63 46

294 H Massachusetts 67 59

301 A Utah Valley 60 69

316 H UTSA 70 58

337 H Florida A&amp;M 51 38

346 H Chicago St. 81 44

LAST 12 Division I GAMES:

346 H Chicago St. 81 44

216 A Seattle U 56 64

301 A Utah Valley 60 69

275 H Grand Canyon 59 65

245 H CSU Bakersfield 64 67

250 H UMKC 52 54

48 H Southern California 64 71

290 H Canisius 63 46

232 A Texas Tech 64 80

180 A Wisconsin 54 82

266 A North Dakota St. 82 79

316 H UTSA 70 58

Non-Div I Games:

Texas Lutheran

78 43

Concordia (TX)

67 49

Trinity (TX)

62 57

UTRGV

Loss, Non-Conf, S Site, H Home A Away N Neutral



|                   |          |           |                |            |             |               |      |      |       |           |
|-------------------|----------|-----------|----------------|------------|-------------|---------------|------|------|-------|-----------|
| Average RPI Win:  | 329      | WON-LOST  | WINNING        | LAST 10    | STRENGTH OF | OPP. STRENGTH | TEAM | ADJ. | CONF. | ADJ CONF. |
| Average RPI Loss: | 167      | RECORD    | PCT. RANK      | GAMES      | SCHEDULE    | OF SCHEDULE   | RPI  | RPI  | RPI   | RPI       |
| DIV. I ONLY       | 2- 16    | 326       | 1- 8           | 180        | 241         | 316           | 316  | 18   | 18    |           |
| DIV. I NON-CONF.  | 1- 9     | 318       | 0- 3           | 228        | 260         | 329           | 329  | 19   | 19    |           |
| -----             |          |           |                |            |             |               |      |      |       |           |
| TOTALS            | RPI 1-25 | RPI 26-50 | W-L RECORDS    | RPI 51-100 | RPI 101-999 | RPI 201+      |      |      |       |           |
| 2- 16             | 0- 1     | 0- 2      | OVERALL        | 0- 0       | 2- 13       | 2- 5          |      |      |       |           |
| 1- 5              | 0- 0     | 0- 0      | HOME           | 0- 0       | 1- 5        | 1- 1          |      |      |       |           |
| 0- 11             | 0- 1     | 0- 2      | AWAY           | 0- 0       | 0- 8        | 0- 4          |      |      |       |           |
| 1- 0              | 0- 0     | 0- 0      | NEUTRAL        | 0- 0       | 1- 0        | 1- 0          |      |      |       |           |
| 1- 9              | 0- 1     | 0- 1      | NON-CONFERENCE | 0- 0       | 1- 7        | 1- 4          |      |      |       |           |
| 0- 3              | 0- 0     | 0- 0      | HOME           | 0- 0       | 0- 3        | 0- 1          |      |      |       |           |
| 0- 6              | 0- 1     | 0- 1      | AWAY           | 0- 0       | 0- 4        | 0- 3          |      |      |       |           |
| 1- 0              | 0- 0     | 0- 0      | NEUTRAL        | 0- 0       | 1- 0        | 1- 0          |      |      |       |           |
| 1- 7              | 0- 0     | 0- 1      | CONFERENCE     | 0- 0       | 1- 6        | 1- 1          |      |      |       |           |
| 1- 2              | 0- 0     | 0- 0      | HOME           | 0- 0       | 1- 2        | 1- 0          |      |      |       |           |
| 0- 5              | 0- 0     | 0- 1      | AWAY           | 0- 0       | 0- 4        | 0- 1          |      |      |       |           |
| 0- 0              | 0- 0     | 0- 0      | NEUTRAL        | 0- 0       | 0- 0        | 0- 0          |      |      |       |           |

| RPI 1-25                  |   |                |        | RPI 26-50 |   |                   |       | RPI 51-100 |   |          |       | RPI 101+ Team's RPI: 316 |   |                   |       |
|---------------------------|---|----------------|--------|-----------|---|-------------------|-------|------------|---|----------|-------|--------------------------|---|-------------------|-------|
| RPI                       | S | Opponent       | Score  | RPI       | S | Opponent          | Score | RPI        | S | Opponent | Score | RPI                      | S | Opponent          | Score |
| 11                        | A | Texas          | 70 120 | 28        | A | Arizona St.       | 42 74 |            |   |          |       | 109                      | A | Rice              | 52 83 |
|                           |   |                |        | 46        | A | Western Ky.       | 38 73 |            |   |          |       | 130                      | H | Middle Tenn.      | 47 62 |
|                           |   |                |        |           |   |                   |       |            |   |          |       | 149                      | A | Texas St.         | 38 91 |
|                           |   |                |        |           |   |                   |       |            |   |          |       | 154                      | H | North Dakota      | 47 60 |
|                           |   |                |        |           |   |                   |       |            |   |          |       | 161                      | H | Northern Ill.     | 55 69 |
|                           |   |                |        |           |   |                   |       |            |   |          |       | 165                      | A | Southern Miss.    | 60 83 |
|                           |   |                |        |           |   |                   |       |            |   |          |       | 179                      | H | Fla. Atlantic     | 65 99 |
|                           |   |                |        |           |   |                   |       |            |   |          |       | 189                      | A | Louisiana Tech    | 55 63 |
|                           |   |                |        |           |   |                   |       |            |   |          |       | 208                      | H | UT Arlington      | 68 69 |
|                           |   |                |        |           |   |                   |       |            |   |          |       | 211                      | A | San Diego         | 69 78 |
|                           |   |                |        |           |   |                   |       |            |   |          |       | 298                      | A | Cal St. Fullerton | 46 55 |
|                           |   |                |        |           |   |                   |       |            |   |          |       | 317                      | A | UTRGV             | 58 70 |
|                           |   |                |        |           |   |                   |       |            |   |          |       | 318                      | A | Old Dominion      | 63 69 |
|                           |   |                |        |           |   |                   |       |            |   |          |       | 318                      | H | Old Dominion      | 64 56 |
|                           |   |                |        |           |   |                   |       |            |   |          |       | 339                      | N | Mississippi Val.  | 68 55 |
| LAST 12 Division I GAMES: |   |                |        |           |   |                   |       |            |   |          |       |                          |   |                   |       |
| 165                       | A | Southern Miss. | 60 83  | 109       | A | Rice              | 52 83 |            |   |          |       |                          |   |                   |       |
| 179                       | H | Fla. Atlantic  | 65 99  | 189       | A | Louisiana Tech    | 55 63 |            |   |          |       |                          |   |                   |       |
| 318                       | A | Old Dominion   | 63 69  | 298       | A | Cal St. Fullerton | 46 55 |            |   |          |       |                          |   |                   |       |
| 46                        | A | Western Ky.    | 38 73  | 211       | A | San Diego         | 69 78 |            |   |          |       |                          |   |                   |       |
| 318                       | H | Old Dominion   | 64 56  | 149       | A | Texas St.         | 38 91 |            |   |          |       |                          |   |                   |       |
| 130                       | H | Middle Tenn.   | 47 62  | 317       | A | UTRGV             | 58 70 |            |   |          |       |                          |   |                   |       |

Non-Div I Games: Sul Ross St. 97 47 Tex. A&M-Commerce 60 69

UTSA



| Average RPI      |  | Win: 175 | WON-LOST RECORD | WINNING PCT. RANK | LAST 10 GAMES | STRENGTH OF SCHEDULE | OPP. STRENGTH OF SCHEDULE | TEAM RPI    | ADJ. RPI | CONF. RPI | ADJ CONF. RPI |
|------------------|--|----------|-----------------|-------------------|---------------|----------------------|---------------------------|-------------|----------|-----------|---------------|
| DIV. I ONLY      |  |          | 14- 8           | 95                | 4- 6          | 75                   | 67                        | 87          | 87       | 4         | 4             |
| DIV. I NON-CONF. |  |          | 9- 2            | 34                | 1- 0          | 129                  | 204                       | 42          | 42       | 3         | 3             |
| -----            |  |          |                 |                   |               |                      |                           |             |          |           |               |
| TOTALS           |  | RPI 1-25 |                 | RPI 26-50         |               | W-L RECORDS          | RPI 51-100                | RPI 101-999 |          | RPI 201+  |               |
| 14- 8            |  | 0- 2     |                 | 2- 3              |               | OVERALL              | 2- 1                      | 10- 2       |          | 6- 0      |               |
| 8- 6             |  | 0- 2     |                 | 1- 3              |               | HOME                 | 1- 0                      | 6- 1        |          | 4- 0      |               |
| 6- 2             |  | 0- 0     |                 | 1- 0              |               | AWAY                 | 1- 1                      | 4- 1        |          | 2- 0      |               |
| 0- 0             |  | 0- 0     |                 | 0- 0              |               | NEUTRAL              | 0- 0                      | 0- 0        |          | 0- 0      |               |
| 9- 2             |  | 0- 0     |                 | 1- 0              |               | NON-CONFERENCE       | 1- 1                      | 7- 1        |          | 4- 0      |               |
| 7- 0             |  | 0- 0     |                 | 1- 0              |               | HOME                 | 1- 0                      | 5- 0        |          | 3- 0      |               |
| 2- 2             |  | 0- 0     |                 | 0- 0              |               | AWAY                 | 0- 1                      | 2- 1        |          | 1- 0      |               |
| 0- 0             |  | 0- 0     |                 | 0- 0              |               | NEUTRAL              | 0- 0                      | 0- 0        |          | 0- 0      |               |
| 5- 6             |  | 0- 2     |                 | 1- 3              |               | CONFERENCE           | 1- 0                      | 3- 1        |          | 2- 0      |               |
| 1- 6             |  | 0- 2     |                 | 0- 3              |               | HOME                 | 0- 0                      | 1- 1        |          | 1- 0      |               |
| 4- 0             |  | 0- 0     |                 | 1- 0              |               | AWAY                 | 1- 0                      | 2- 0        |          | 1- 0      |               |
| 0- 0             |  | 0- 0     |                 | 0- 0              |               | NEUTRAL              | 0- 0                      | 0- 0        |          | 0- 0      |               |

| RPI                       | S | Opponent               | Score | RPI | S | Opponent               | Score | RPI | S | Opponent          | Score | RPI | S | Opponent       | Score |
|---------------------------|---|------------------------|-------|-----|---|------------------------|-------|-----|---|-------------------|-------|-----|---|----------------|-------|
| 5                         | H | Oregon                 | 68 84 | 28  | A | Arizona St.            | 58 56 | 78  | A | Washington St.    | 81 79 | 112 | A | BYU            | 68 77 |
| 10                        | H | UCLA                   | 74 81 | 28  | H | Arizona St.            | 81 83 | 79  | H | Saint Mary's (CA) | 74 63 | 127 | H | Colorado       | 65 69 |
|                           |   |                        |       | 37  | H | Purdue                 | 81 68 | 85  | A | Al abama          | 60 65 | 133 | A | Weber St.      | 85 58 |
|                           |   |                        |       | 38  | H | Oregon St.             | 58 69 |     |   |                   |       | 142 | A | Washington     | 74 65 |
|                           |   |                        |       | 48  | H | Southern Cal i forni a | 47 58 |     |   |                   |       | 171 | H | Nevada         | 87 61 |
|                           |   |                        |       |     |   |                        |       |     |   |                   |       | 194 | H | Oral Roberts   | 71 50 |
|                           |   |                        |       |     |   |                        |       |     |   |                   |       | 208 | H | UT Arlington   | 71 41 |
|                           |   |                        |       |     |   |                        |       |     |   |                   |       | 231 | H | Pepperdi ne    | 89 65 |
|                           |   |                        |       |     |   |                        |       |     |   |                   |       | 277 | A | Ari zona       | 80 56 |
|                           |   |                        |       |     |   |                        |       |     |   |                   |       | 277 | H | Ari zona       | 89 55 |
|                           |   |                        |       |     |   |                        |       |     |   |                   |       | 289 | A | Utah St.       | 79 44 |
|                           |   |                        |       |     |   |                        |       |     |   |                   |       | 300 | H | Incarnate Word | 90 31 |
| -----                     |   |                        |       |     |   |                        |       |     |   |                   |       |     |   |                |       |
| LAST 12 Division I GAMES: |   |                        |       |     |   |                        |       |     |   |                   |       |     |   |                |       |
| 127                       | H | Col orado              | 65 69 | 10  | H | UCLA                   | 74 81 |     |   |                   |       |     |   |                |       |
| 5                         | H | Oregon                 | 68 84 | 78  | A | Washington St.         | 81 79 |     |   |                   |       |     |   |                |       |
| 38                        | H | Oregon St.             | 58 69 | 142 | A | Washington             | 74 65 |     |   |                   |       |     |   |                |       |
| 277                       | A | Ari zona               | 80 56 | 28  | H | Ari zona St.           | 81 83 |     |   |                   |       |     |   |                |       |
| 28                        | A | Ari zona St.           | 58 56 | 277 | H | Ari zona               | 89 55 |     |   |                   |       |     |   |                |       |
| 48                        | H | Southern Cal i forni a | 47 58 | 194 | H | Oral Roberts           | 71 50 |     |   |                   |       |     |   |                |       |

Non-Div I Games:

Utah



Average RPI Win: 173

Average RPI Loss: 178

WON-LOST  
RECORDWINNING  
PCT. RANKLAST 10  
GAMESSTRENGTH OF  
SCHEDULEOPP. STRENGTH  
OF SCHEDULETEAM  
RPIADJ.  
RPICONF.  
RPIADJ CONF.  
RPIDIV. I ONLY  
DIV. I NON-CONF.4- 17  
1- 9308  
3183- 7  
0- 1177  
203206  
304289  
309289  
30916  
1516  
15

TOTALS

RPI 1-25

RPI 26-50

W-L RECORDS

RPI 51-100

RPI 101-999

RPI 201+

4- 17

0- 0

0- 1

OVERALL

0- 3

4- 13

1- 5

3- 5

0- 0

0- 0

HOME

0- 1

3- 4

1- 1

1- 10

0- 0

0- 0

AWAY

0- 2

1- 8

0- 4

0- 2

0- 0

0- 1

NEUTRAL

0- 0

0- 1

0- 0

1- 9

0- 0

0- 1

NON-CONFERENCE

0- 1

1- 7

0- 3

0- 3

0- 0

0- 0

HOME

0- 1

0- 2

0- 1

1- 4

0- 0

0- 0

AWAY

0- 0

1- 4

0- 2

0- 2

0- 0

0- 1

NEUTRAL

0- 0

0- 1

0- 0

3- 8

0- 0

0- 0

CONFERENCE

0- 2

3- 6

1- 2

3- 2

0- 0

0- 0

HOME

0- 0

3- 2

1- 0

0- 6

0- 0

0- 0

AWAY

0- 2

0- 4

0- 2

0- 0

0- 0

0- 0

NEUTRAL

0- 0

0- 0

0- 0

RPI 1-25

RPI 26-50

RPI 51-100

RPI 101+

Team's RPI: 289

RPI S Opponent Score

RPI S Opponent Score

38 N Oregon St. 55 94

RPI S Opponent Score

65 A Wyoming 44 61

75 A New Mexico 47 80

87 H Utah 44 79

RPI S Opponent Score

104 H UNLV 54 63

112 A BYU 76 69

121 A Colorado St. 45 56

160 A Idaho St. 44 64

168 A UC Irvine 84 87

171 H Nevada 79 57

173 A Fresno St. 56 57

173 H Fresno St. 60 52

192 H Denver 72 74

196 H Boise St. 42 64

201 N Montana St. 52 64

236 H San Diego St. 62 58

252 A San Jose St. 66 79

277 H Arizona 49 65

301 A Utah Valley 43 61

303 A Southern Utah 67 70

320 A Air Force 50 57

LAST 12 Division I GAMES:

75 A New Mexico

47 80

121 A Colorado St.

45 56

173 H Fresno St.

60 52

104 H UNLV

54 63

320 A Air Force

50 57

173 A Fresno St.

56 57

65 A Wyoming

44 61

236 H San Diego St.

62 58

196 H Boise St.

42 64

252 A San Jose St.

66 79

171 H Nevada

79 57

87 H Utah

44 79

Utah St.



|                   |          |           |                |            |             |               |      |      |       |           |
|-------------------|----------|-----------|----------------|------------|-------------|---------------|------|------|-------|-----------|
| Average RPI Win:  | 284      | WON-LOST  | WINNING        | LAST 10    | STRENGTH OF | OPP. STRENGTH | TEAM | ADJ. | CONF. | ADJ CONF. |
| Average RPI Loss: | 203      | RECORD    | PCT. RANK      | GAMES      | SCHEDULE    | OF SCHEDULE   | RPI  | RPI  | RPI   | RPI       |
| DIV. I ONLY       | 7- 12    | 249       | 4- 5           | 337        | 304         | 301           | 301  | 30   | 30    |           |
| DIV. I NON-CONF.  | 4- 9     | 249       | 2- 3           | 315        | 275         | 328           | 328  | 30   | 30    |           |
| -----             |          |           |                |            |             |               |      |      |       |           |
| TOTALS            | RPI 1-25 | RPI 26-50 | W-L RECORDS    | RPI 51-100 | RPI 101-999 | RPI 201+      |      |      |       |           |
| 7- 12             | 0- 0     | 0- 1      | OVERALL        | 0- 0       | 7- 11       | 6- 7          |      |      |       |           |
| 5- 3              | 0- 0     | 0- 0      | HOME           | 0- 0       | 5- 3        | 4- 2          |      |      |       |           |
| 2- 9              | 0- 0     | 0- 0      | AWAY           | 0- 0       | 2- 1        | 2- 1          |      |      |       |           |
| 0- 0              | 0- 0     | 0- 0      | NEUTRAL        | 0- 0       | 0- 0        | 0- 0          |      |      |       |           |
| 4- 9              | 0- 0     | 0- 1      | NON-CONFERENCE | 0- 0       | 4- 8        | 3- 4          |      |      |       |           |
| 4- 2              | 0- 0     | 0- 0      | HOME           | 0- 0       | 4- 2        | 3- 1          |      |      |       |           |
| 0- 7              | 0- 0     | 0- 1      | AWAY           | 0- 0       | 0- 6        | 0- 3          |      |      |       |           |
| 0- 0              | 0- 0     | 0- 0      | NEUTRAL        | 0- 0       | 0- 0        | 0- 0          |      |      |       |           |
| 3- 3              | 0- 0     | 0- 0      | CONFERENCE     | 0- 0       | 3- 3        | 3- 3          |      |      |       |           |
| 1- 1              | 0- 0     | 0- 0      | HOME           | 0- 0       | 1- 1        | 1- 1          |      |      |       |           |
| 2- 2              | 0- 0     | 0- 0      | AWAY           | 0- 0       | 2- 2        | 2- 2          |      |      |       |           |
| 0- 0              | 0- 0     | 0- 0      | NEUTRAL        | 0- 0       | 0- 0        | 0- 0          |      |      |       |           |

| RPI 1-25                  |   |          |       | RPI 26-50 |   |                 |       | RPI 51-100 |   |          |       | RPI 101+ Team's RPI: 301 |   |                   |       |
|---------------------------|---|----------|-------|-----------|---|-----------------|-------|------------|---|----------|-------|--------------------------|---|-------------------|-------|
| RPI                       | S | Opponent | Score | RPI       | S | Opponent        | Score | RPI        | S | Opponent | Score | RPI                      | S | Opponent          | Score |
|                           |   |          |       | 38        | A | Oregon St.      | 41 98 |            |   |          |       | 112                      | A | BYU               | 54 75 |
|                           |   |          |       |           |   |                 |       |            |   |          |       | 133                      | A | Weber St.         | 57 75 |
|                           |   |          |       |           |   |                 |       |            |   |          |       | 160                      | H | Idaho St.         | 58 70 |
|                           |   |          |       |           |   |                 |       |            |   |          |       | 163                      | H | Cal Poly          | 89 70 |
|                           |   |          |       |           |   |                 |       |            |   |          |       | 192                      | A | Denver            | 53 72 |
|                           |   |          |       |           |   |                 |       |            |   |          |       | 203                      | A | Eastern Wash.     | 41 61 |
|                           |   |          |       |           |   |                 |       |            |   |          |       | 231                      | A | Pepperdine        | 44 71 |
|                           |   |          |       |           |   |                 |       |            |   |          |       | 245                      | A | CSU Bakersfield   | 58 63 |
|                           |   |          |       |           |   |                 |       |            |   |          |       | 248                      | H | New Mexico St.    | 72 82 |
|                           |   |          |       |           |   |                 |       |            |   |          |       | 250                      | A | UMKC              | 66 59 |
|                           |   |          |       |           |   |                 |       |            |   |          |       | 275                      | A | Grand Canyon      | 61 81 |
|                           |   |          |       |           |   |                 |       |            |   |          |       | 289                      | H | Utah St.          | 61 43 |
|                           |   |          |       |           |   |                 |       |            |   |          |       | 298                      | H | Cal St. Fullerton | 36 73 |
|                           |   |          |       |           |   |                 |       |            |   |          |       | 303                      | H | Southern Utah     | 69 61 |
|                           |   |          |       |           |   |                 |       |            |   |          |       | 305                      | A | Portland          | 64 71 |
|                           |   |          |       |           |   |                 |       |            |   |          |       | 317                      | H | UTRGV             | 69 60 |
|                           |   |          |       |           |   |                 |       |            |   |          |       | 320                      | H | Air Force         | 59 56 |
|                           |   |          |       |           |   |                 |       |            |   |          |       | 346                      | A | Chicago St.       | 68 30 |
| -----                     |   |          |       |           |   |                 |       |            |   |          |       |                          |   |                   |       |
| LAST 12 Division I GAMES: |   |          |       |           |   |                 |       |            |   |          |       |                          |   |                   |       |
|                           |   |          |       | 275       | A | Grand Canyon    | 61 81 |            |   |          |       | 192                      | A | Denver            | 53 72 |
|                           |   |          |       | 248       | H | New Mexico St.  | 72 82 |            |   |          |       | 298                      | H | Cal St. Fullerton | 36 73 |
|                           |   |          |       | 317       | H | UTRGV           | 69 60 |            |   |          |       | 163                      | H | Cal Poly          | 89 70 |
|                           |   |          |       | 346       | A | Chicago St.     | 68 30 |            |   |          |       | 160                      | H | Idaho St.         | 58 70 |
|                           |   |          |       | 250       | A | UMKC            | 66 59 |            |   |          |       | 289                      | H | Utah St.          | 61 43 |
|                           |   |          |       | 245       | A | CSU Bakersfield | 58 63 |            |   |          |       | 320                      | H | Air Force         | 59 56 |

Non-Div I Games: Dixie St. 72 63 Antelope Valley 78 54

Utah Valley



|                   |          |           |                |            |             |               |      |      |       |           |
|-------------------|----------|-----------|----------------|------------|-------------|---------------|------|------|-------|-----------|
| Average RPI Win:  | 292      | WON-LOST  | WINNING        | LAST 10    | STRENGTH OF | OPP. STRENGTH | TEAM | ADJ. | CONF. | ADJ CONF. |
| Average RPI Loss: | 169      | RECORD    | PCT. RANK      | GAMES      | SCHEDULE    | OF SCHEDULE   | RPI  | RPI  | RPI   | RPI       |
| DIV. I ONLY       | 5- 16    | 300       | 3- 7           | 265        | 235         | 307           | 307  | 13   | 13    |           |
| DIV. I NON-CONF.  | 3- 9     | 280       | 1- 2           | 281        | 307         | 315           | 315  | 10   | 10    |           |
| -----             |          |           |                |            |             |               |      |      |       |           |
| TOTALS            | RPI 1-25 | RPI 26-50 | W-L RECORDS    | RPI 51-100 | RPI 101-999 | RPI 201+      |      |      |       |           |
| 5- 16             | 0- 0     | 0- 1      | OVERALL        | 0- 3       | 5- 12       | 4- 7          |      |      |       |           |
| 3- 6              | 0- 0     | 0- 0      | HOME           | 0- 2       | 3- 4        | 2- 2          |      |      |       |           |
| 1- 8              | 0- 0     | 0- 0      | AWAY           | 0- 0       | 1- 0        | 1- 0          |      |      |       |           |
| 1- 2              | 0- 0     | 0- 0      | NEUTRAL        | 0- 1       | 1- 1        | 1- 0          |      |      |       |           |
| 3- 9              | 0- 0     | 0- 1      | NON-CONFERENCE | 0- 1       | 3- 7        | 3- 4          |      |      |       |           |
| 2- 2              | 0- 0     | 0- 0      | HOME           | 0- 0       | 2- 2        | 2- 1          |      |      |       |           |
| 0- 5              | 0- 0     | 0- 1      | AWAY           | 0- 0       | 0- 4        | 0- 3          |      |      |       |           |
| 1- 2              | 0- 0     | 0- 0      | NEUTRAL        | 0- 1       | 1- 1        | 1- 0          |      |      |       |           |
| 2- 7              | 0- 0     | 0- 0      | CONFERENCE     | 0- 2       | 2- 5        | 1- 3          |      |      |       |           |
| 1- 4              | 0- 0     | 0- 0      | HOME           | 0- 2       | 1- 2        | 0- 1          |      |      |       |           |
| 1- 3              | 0- 0     | 0- 0      | AWAY           | 0- 0       | 1- 3        | 1- 2          |      |      |       |           |
| 0- 0              | 0- 0     | 0- 0      | NEUTRAL        | 0- 0       | 0- 0        | 0- 0          |      |      |       |           |

| RPI                       | S | Opponent       | Score  | RPI | S | Opponent          | Score | RPI | S | Opponent          | Score | RPI | S | Opponent          | Score |
|---------------------------|---|----------------|--------|-----|---|-------------------|-------|-----|---|-------------------|-------|-----|---|-------------------|-------|
| 50                        | A | Minnesota      | 63 108 | 53  | H | Duquesne          | 51 70 | 113 | N | Penn              | 52 82 | 114 | H | George Washington | 39 61 |
|                           |   |                |        | 62  | N | Mercer            | 54 70 | 124 | H | Georgetown        | 59 71 | 176 | A | Saint Joseph's    | 41 79 |
|                           |   |                |        | 68  | H | Fordham           | 54 64 | 176 | H | Saint Joseph's    | 56 54 | 185 | A | Radford           | 62 79 |
|                           |   |                |        |     |   |                   |       | 206 | H | Norfolk St.       | 52 66 | 217 | H | Richmond          | 68 77 |
|                           |   |                |        |     |   |                   |       | 225 | A | UNCG              | 61 74 | 228 | A | La Salle          | 57 62 |
|                           |   |                |        |     |   |                   |       | 278 | A | UNCW              | 67 83 | 294 | A | Massachusetts     | 75 79 |
|                           |   |                |        |     |   |                   |       | 302 | H | Coppin St.        | 62 47 | 315 | A | Georgia St.       | 56 61 |
|                           |   |                |        |     |   |                   |       | 318 | H | Old Dominion      | 68 39 | 331 | A | Rhode Island      | 61 49 |
|                           |   |                |        |     |   |                   |       | 335 | N | Long Beach St.    | 69 59 |     |   |                   |       |
| LAST 12 Division I GAMES: |   |                |        |     |   |                   |       |     |   |                   |       |     |   |                   |       |
| 176                       | H | Saint Joseph's | 56 54  | 53  | H | Duquesne          | 51 70 | 114 | H | George Washington | 39 61 | 176 | A | Saint Joseph's    | 41 79 |
| 217                       | H | Richmond       | 68 77  | 114 | H | George Washington | 39 61 | 335 | N | Long Beach St.    | 69 59 | 113 | N | Penn              | 52 82 |
| 228                       | A | La Salle       | 57 62  | 176 | A | Saint Joseph's    | 41 79 | 124 | H | Georgetown        | 59 71 |     |   |                   |       |
| 294                       | A | Massachusetts  | 75 79  | 335 | N | Long Beach St.    | 69 59 |     |   |                   |       |     |   |                   |       |
| 68                        | H | Fordham        | 54 64  | 113 | N | Penn              | 52 82 |     |   |                   |       |     |   |                   |       |
| 331                       | A | Rhode Island   | 61 49  | 124 | H | Georgetown        | 59 71 |     |   |                   |       |     |   |                   |       |

Non-Div I Games:

VCU



|                   |          |           |                |            |             |               |      |      |       |           |
|-------------------|----------|-----------|----------------|------------|-------------|---------------|------|------|-------|-----------|
| Average RPI Win:  | 319      | WON-LOST  | WINNING        | LAST 10    | STRENGTH OF | OPP. STRENGTH | TEAM | ADJ. | CONF. | ADJ CONF. |
| Average RPI Loss: | 140      | RECORD    | PCT. RANK      | GAMES      | SCHEDULE    | OF SCHEDULE   | RPI  | RPI  | RPI   | RPI       |
| DIV. I ONLY       | 8- 10    | 213       | 4- 6           | 343        | 220         | 288           | 288  | 24   | 24    |           |
| DIV. I NON-CONF.  | 5- 4     | 146       | 2- 0           | 340        | 244         | 241           | 241  | 22   | 22    |           |
| -----             |          |           |                |            |             |               |      |      |       |           |
| TOTALS            | RPI 1-25 | RPI 26-50 | W-L RECORDS    | RPI 51-100 | RPI 101-999 | RPI 201+      |      |      |       |           |
| 8- 10             | 0- 0     | 0- 1      | OVERALL        | 0- 1       | 8- 8        | 8- 2          |      |      |       |           |
| 6- 2              | 0- 0     | 0- 0      | HOME           | 0- 0       | 6- 2        | 6- 2          |      |      |       |           |
| 2- 8              | 0- 0     | 0- 0      | AWAY           | 0- 0       | 2- 0        | 2- 0          |      |      |       |           |
| 0- 0              | 0- 0     | 0- 0      | NEUTRAL        | 0- 0       | 0- 0        | 0- 0          |      |      |       |           |
| 5- 4              | 0- 0     | 0- 1      | NON-CONFERENCE | 0- 0       | 5- 3        | 5- 0          |      |      |       |           |
| 3- 0              | 0- 0     | 0- 0      | HOME           | 0- 0       | 3- 0        | 3- 0          |      |      |       |           |
| 2- 4              | 0- 0     | 0- 1      | AWAY           | 0- 0       | 2- 3        | 2- 0          |      |      |       |           |
| 0- 0              | 0- 0     | 0- 0      | NEUTRAL        | 0- 0       | 0- 0        | 0- 0          |      |      |       |           |
| 3- 6              | 0- 0     | 0- 0      | CONFERENCE     | 0- 1       | 3- 5        | 3- 2          |      |      |       |           |
| 3- 2              | 0- 0     | 0- 0      | HOME           | 0- 0       | 3- 2        | 3- 2          |      |      |       |           |
| 0- 4              | 0- 0     | 0- 0      | AWAY           | 0- 1       | 0- 3        | 0- 0          |      |      |       |           |
| 0- 0              | 0- 0     | 0- 0      | NEUTRAL        | 0- 0       | 0- 0        | 0- 0          |      |      |       |           |

| RPI                       | S | Opponent       | Score  | RPI | S | Opponent     | Score | RPI | S | Opponent     | Score  | RPI | S | Opponent       | Score | Team's RPI: 288 |
|---------------------------|---|----------------|--------|-----|---|--------------|-------|-----|---|--------------|--------|-----|---|----------------|-------|-----------------|
| 37                        | A | Purdue         | 49 95  | 95  | A | Drake        | 50 86 | 103 | A | Miami (OH)   | 68 77  | 110 | A | Liberty        | 40 61 |                 |
|                           |   |                |        |     |   |              |       | 128 | A | Missouri St. | 60 83  | 136 | A | Southern Ill.  | 63 74 |                 |
|                           |   |                |        |     |   |              |       | 139 | A | UNI          | 56 77  | 156 | A | Bowling Green  | 77 90 |                 |
|                           |   |                |        |     |   |              |       | 239 | H | Bradley      | 69 88  | 253 | H | Indiana St.    | 54 67 |                 |
|                           |   |                |        |     |   |              |       | 267 | H | Illinois St. | 56 50  | 275 | H | Grand Canyon   | 80 75 |                 |
|                           |   |                |        |     |   |              |       | 309 | H | Fort Wayne   | 68 50  | 310 | H | Loyola Chicago | 76 60 |                 |
|                           |   |                |        |     |   |              |       | 345 | A | Eastern Ill. | 76 67  | 346 | H | Chicago St.    | 71 60 |                 |
|                           |   |                |        |     |   |              |       | 347 | H | Evansville   | 101 59 | 349 | A | Longwood       | 81 68 |                 |
| -----                     |   |                |        |     |   |              |       |     |   |              |        |     |   |                |       |                 |
| LAST 12 Division I GAMES: |   |                |        |     |   |              |       |     |   |              |        |     |   |                |       |                 |
| 253                       | H | Indiana St.    | 54 67  | 267 | H | Illinois St. | 56 50 |     |   |              |        |     |   |                |       |                 |
| 347                       | H | Evansville     | 101 59 | 139 | A | UNI          | 56 77 |     |   |              |        |     |   |                |       |                 |
| 136                       | A | Southern Ill.  | 63 74  | 95  | A | Drake        | 50 86 |     |   |              |        |     |   |                |       |                 |
| 128                       | A | Missouri St.   | 60 83  | 309 | H | Fort Wayne   | 68 50 |     |   |              |        |     |   |                |       |                 |
| 310                       | H | Loyola Chicago | 76 60  | 345 | A | Eastern Ill. | 76 67 |     |   |              |        |     |   |                |       |                 |
| 239                       | H | Bradley        | 69 88  | 346 | H | Chicago St.  | 71 60 |     |   |              |        |     |   |                |       |                 |

Non-Div I Games: Ind.-Northwest 99 59 Ind.-Kokomo 81 47

Valparaiso



|                   |          |           |                |            |             |               |      |      |       |           |
|-------------------|----------|-----------|----------------|------------|-------------|---------------|------|------|-------|-----------|
| Average RPI Win:  | 134      | WON-LOST  | WINNING        | LAST 10    | STRENGTH OF | OPP. STRENGTH | TEAM | ADJ. | CONF. | ADJ CONF. |
| Average RPI Loss: | 56       | RECORD    | PCT. RANK      | GAMES      | SCHEDULE    | OF SCHEDULE   | RPI  | RPI  | RPI   | RPI       |
| DIV. I ONLY       | 6- 17    | 296       | 3- 7           | 6          | 10          | 118           | 118  | 2    | 2     |           |
| DIV. I NON-CONF.  | 4- 10    | 267       | 1- 2           | 24         | 17          | 146           | 146  | 2    | 2     |           |
| -----             |          |           |                |            |             |               |      |      |       |           |
| TOTALS            | RPI 1-25 | RPI 26-50 | W-L RECORDS    | RPI 51-100 | RPI 101-999 | RPI 201+      |      |      |       |           |
| 6- 17             | 0- 7     | 0- 4      | OVERALL        | 2- 3       | 4- 3        | 1- 0          |      |      |       |           |
| 3- 9              | 0- 5     | 0- 1      | HOME           | 1- 1       | 2- 2        | 1- 0          |      |      |       |           |
| 3- 6              | 0- 2     | 0- 2      | AWAY           | 1- 2       | 2- 0        | 0- 0          |      |      |       |           |
| 0- 2              | 0- 0     | 0- 1      | NEUTRAL        | 0- 0       | 0- 1        | 0- 0          |      |      |       |           |
| 4- 10             | 0- 2     | 0- 3      | NON-CONFERENCE | 1- 2       | 3- 3        | 1- 0          |      |      |       |           |
| 2- 5              | 0- 1     | 0- 1      | HOME           | 0- 1       | 2- 2        | 1- 0          |      |      |       |           |
| 2- 3              | 0- 1     | 0- 1      | AWAY           | 1- 1       | 1- 0        | 0- 0          |      |      |       |           |
| 0- 2              | 0- 0     | 0- 1      | NEUTRAL        | 0- 0       | 0- 1        | 0- 0          |      |      |       |           |
| 2- 7              | 0- 5     | 0- 1      | CONFERENCE     | 1- 1       | 1- 0        | 0- 0          |      |      |       |           |
| 1- 4              | 0- 4     | 0- 0      | HOME           | 1- 0       | 0- 0        | 0- 0          |      |      |       |           |
| 1- 3              | 0- 1     | 0- 1      | AWAY           | 0- 1       | 1- 0        | 0- 0          |      |      |       |           |
| 0- 0              | 0- 0     | 0- 0      | NEUTRAL        | 0- 0       | 0- 0        | 0- 0          |      |      |       |           |

| RPI 1-25                  |   |                |       | RPI 26-50 |   |               |        | RPI 51-100 |   |             |        | RPI 101+ Team's RPI: 118 |   |                   |       |
|---------------------------|---|----------------|-------|-----------|---|---------------|--------|------------|---|-------------|--------|--------------------------|---|-------------------|-------|
| RPI                       | S | Opponent       | Score | RPI       | S | Opponent      | Score  | RPI        | S | Opponent    | Score  | RPI                      | S | Opponent          | Score |
| 4                         | A | Louisville     | 57 79 | 27        | A | LSU           | 65 85  | 76         | H | Belmont     | 74 111 | 114                      | A | George Washington | 69 59 |
| 9                         | A | Tennessee      | 73 86 | 30        | A | Central Mich. | 75 92  | 85         | A | Alabama     | 75 77  | 120                      | A | Ole Miss          | 75 72 |
| 12                        | H | Texas A&M      | 67 91 | 34        | H | Ball St.      | 79 88  | 91         | A | Saint Louis | 74 69  | 129                      | H | Iowa St.          | 77 74 |
| 13                        | H | NC State       | 72 83 | 35        | N | Syracuse      | 78 84  | 92         | A | Tulane      | 59 71  | 130                      | H | Middle Tenn.      | 54 65 |
| 15                        | H | Missouri       | 70 81 |           |   |               |        | 98         | H | Kentucky    | 70 55  | 178                      | H | Memphis           | 60 71 |
| 17                        | H | Georgia        | 52 81 |           |   |               |        |            |   |             |        | 180                      | N | Wisconsin         | 71 73 |
| 19                        | H | South Carolina | 82 95 |           |   |               |        |            |   |             |        | 251                      | H | Lipscomb          | 92 82 |
| -----                     |   |                |       |           |   |               |        |            |   |             |        |                          |   |                   |       |
| LAST 12 Division I GAMES: |   |                |       |           |   |               |        |            |   |             |        |                          |   |                   |       |
| 120                       | A | Ole Miss       | 75 72 | 9         | A | Tennessee     | 73 86  |            |   |             |        |                          |   |                   |       |
| 12                        | H | Texas A&M      | 67 91 | 17        | H | Georgia       | 52 81  |            |   |             |        |                          |   |                   |       |
| 85                        | A | Alabama        | 75 77 | 27        | A | LSU           | 65 85  |            |   |             |        |                          |   |                   |       |
| 19                        | H | South Carolina | 82 95 | 251       | H | Lipscomb      | 92 82  |            |   |             |        |                          |   |                   |       |
| 98                        | H | Kentucky       | 70 55 | 76        | H | Belmont       | 74 111 |            |   |             |        |                          |   |                   |       |
| 15                        | H | Missouri       | 70 81 | 13        | H | NC State      | 72 83  |            |   |             |        |                          |   |                   |       |

Non-Div I Games:

Vanderbilt



| RPI 1-25                  |   |          |       | RPI 26-50 |   |                |       | RPI 51-100 |     |                |                   | RPI 101+ |     |          |                   | Team's RPI: 292 |    |
|---------------------------|---|----------|-------|-----------|---|----------------|-------|------------|-----|----------------|-------------------|----------|-----|----------|-------------------|-----------------|----|
| RPI                       | S | Opponent | Score | RPI       | S | Opponent       | Score | RPI        | S   | Opponent       | Score             | RPI      | S   | Opponent | Score             |                 |    |
|                           |   |          |       |           |   |                |       | 61         | A   | Mi ami (FL)    | 49                | 73       | 106 | A        | Dartmouth         | 56              | 66 |
|                           |   |          |       |           |   |                |       | 66         | A   | Al bany (NY)   | 55                | 67       | 138 | H        | Hartford          | 53              | 47 |
|                           |   |          |       |           |   |                |       | 71         | H   | Ameri can      | 62                | 64       | 155 | H        | Northeastern      | 66              | 71 |
|                           |   |          |       |           |   |                |       | 86         | A   | Maine          | 55                | 64       | 157 | H        | Binghamton        | 48              | 62 |
|                           |   |          |       |           |   |                |       | 90         | H   | James Madi son | 56                | 68       | 181 | H        | New Hampshi re    | 49              | 52 |
|                           |   |          |       |           |   |                |       |            |     |                |                   |          | 190 | H        | Boston U.         | 41              | 57 |
|                           |   |          |       |           |   |                |       |            |     |                |                   |          | 191 | H        | Col umbi a        | 66              | 73 |
|                           |   |          |       |           |   |                |       |            |     |                |                   |          | 224 | A        | Holy Cross        | 53              | 64 |
|                           |   |          |       |           |   |                |       |            |     |                |                   |          | 226 | A        | Stony Brook       | 57              | 80 |
|                           |   |          |       |           |   |                |       |            |     |                |                   |          | 249 | H        | Howard            | 88              | 65 |
|                           |   |          |       |           |   |                |       |            |     |                |                   |          | 264 | A        | Rider             | 49              | 64 |
|                           |   |          |       |           |   |                |       |            |     |                |                   |          | 287 | A        | FIU               | 70              | 80 |
|                           |   |          |       |           |   |                |       |            |     |                |                   |          | 311 | H        | Central Conn. St. | 62              | 48 |
|                           |   |          |       |           |   |                |       |            |     |                |                   |          | 332 | A        | UMBC              | 72              | 58 |
|                           |   |          |       |           |   |                |       |            |     |                |                   |          | 348 | H        | UMass Lowell      | 63              | 55 |
| LAST 12 Division I GAMES: |   |          |       |           |   |                |       |            |     |                |                   |          |     |          |                   |                 |    |
|                           |   |          |       | 157       | H | Binghamton     | 48    | 62         | 332 | A              | UMBC              | 72       | 58  |          |                   |                 |    |
|                           |   |          |       | 66        | A | Al bany (NY)   | 55    | 67         | 348 | H              | UMass Lowell      | 63       | 55  |          |                   |                 |    |
|                           |   |          |       | 138       | H | Hartford       | 53    | 47         | 287 | A              | FIU               | 70       | 80  |          |                   |                 |    |
|                           |   |          |       | 181       | H | New Hampshi re | 49    | 52         | 311 | H              | Central Conn. St. | 62       | 48  |          |                   |                 |    |
|                           |   |          |       | 86        | A | Maine          | 55    | 64         | 155 | H              | Northeastern      | 66       | 71  |          |                   |                 |    |
|                           |   |          |       | 226       | A | Stony Brook    | 57    | 80         | 224 | A              | Holy Cross        | 53       | 64  |          |                   |                 |    |

Vermont

Page 326



|                   |          |           |                |            |             |               |      |      |       |           |
|-------------------|----------|-----------|----------------|------------|-------------|---------------|------|------|-------|-----------|
| Average RPI Win:  | 135      | WON-LOST  | WINNING        | LAST 10    | STRENGTH OF | OPP. STRENGTH | TEAM | ADJ. | CONF. | ADJ CONF. |
| Average RPI Loss: | 65       | RECORD    | PCT. RANK      | GAMES      | SCHEDULE    | OF SCHEDULE   | RPI  | RPI  | RPI   | RPI       |
| DIV. I ONLY       | 17- 5    | 37        | 6- 4           | 34         | 69          | 22            | 22   | 6    | 6     |           |
| DIV. I NON-CONF.  | 10- 1    | 15        | 0- 1           | 22         | 173         | 9             | 9    | 5    | 5     |           |
| -----             |          |           |                |            |             |               |      |      |       |           |
| TOTALS            | RPI 1-25 | RPI 26-50 | W-L RECORDS    | RPI 51-100 | RPI 101-999 | RPI 201+      |      |      |       |           |
| 17- 5             | 2- 1     | 0- 1      | OVERALL        | 5- 2       | 10- 1       | 2- 0          |      |      |       |           |
| 4- 3              | 2- 1     | 0- 0      | HOME           | 0- 1       | 2- 1        | 0- 0          |      |      |       |           |
| 10- 2             | 0- 0     | 0- 1      | AWAY           | 3- 1       | 7- 0        | 2- 0          |      |      |       |           |
| 3- 0              | 0- 0     | 0- 0      | NEUTRAL        | 2- 0       | 1- 0        | 0- 0          |      |      |       |           |
| 10- 1             | 1- 0     | 0- 0      | NON-CONFERENCE | 3- 0       | 6- 1        | 2- 0          |      |      |       |           |
| 2- 1              | 1- 0     | 0- 0      | HOME           | 0- 0       | 1- 1        | 0- 0          |      |      |       |           |
| 5- 0              | 0- 0     | 0- 0      | AWAY           | 1- 0       | 4- 0        | 2- 0          |      |      |       |           |
| 3- 0              | 0- 0     | 0- 0      | NEUTRAL        | 2- 0       | 1- 0        | 0- 0          |      |      |       |           |
| 7- 4              | 1- 1     | 0- 1      | CONFERENCE     | 2- 2       | 4- 0        | 0- 0          |      |      |       |           |
| 2- 2              | 1- 1     | 0- 0      | HOME           | 0- 1       | 1- 0        | 0- 0          |      |      |       |           |
| 5- 2              | 0- 0     | 0- 1      | AWAY           | 2- 1       | 3- 0        | 0- 0          |      |      |       |           |
| 0- 0              | 0- 0     | 0- 0      | NEUTRAL        | 0- 0       | 0- 0        | 0- 0          |      |      |       |           |

| RPI 1-25                  |   |                 |       | RPI 26-50 |   |            |       | RPI 51-100 |   |                 |       | RPI 101+ |   |                |       |
|---------------------------|---|-----------------|-------|-----------|---|------------|-------|------------|---|-----------------|-------|----------|---|----------------|-------|
| RPI                       | S | Opponent        | Score | RPI       | S | Opponent   | Score | RPI        | S | Opponent        | Score | RPI      | S | Opponent       | Score |
| 14                        | H | Duke            | 64 55 | 45        | A | Creighton  | 54 69 | 52         | A | Princeton       | 62 59 | 113      | H | Penn           | 77 79 |
| 21                        | H | Marquette       | 57 67 |           |   |            |       | 60         | A | St. John's (NY) | 64 70 | 124      | A | Georgetown     | 60 58 |
| 23                        | H | DePaul          | 84 58 |           |   |            |       | 71         | N | American        | 65 60 | 138      | A | Hartford       | 71 53 |
|                           |   |                 |       |           |   |            |       | 88         | A | Butler          | 69 67 | 170      | N | Lehigh         | 62 42 |
|                           |   |                 |       |           |   |            |       | 88         | H | Butler          | 53 76 | 176      | H | Saint Joseph's | 79 44 |
|                           |   |                 |       |           |   |            |       | 90         | N | James Madison   | 60 57 | 183      | A | Temple         | 69 65 |
|                           |   |                 |       |           |   |            |       | 93         | A | Seton Hall      | 67 59 | 186      | A | Providence     | 63 55 |
|                           |   |                 |       |           |   |            |       |            |   |                 |       | 197      | A | Xavier         | 89 50 |
|                           |   |                 |       |           |   |            |       |            |   |                 |       | 197      | H | Xavier         | 75 57 |
|                           |   |                 |       |           |   |            |       |            |   |                 |       | 228      | A | La Salle       | 76 49 |
|                           |   |                 |       |           |   |            |       |            |   |                 |       | 259      | A | Fairfield      | 73 44 |
| LAST 12 Division I GAMES: |   |                 |       |           |   |            |       |            |   |                 |       |          |   |                |       |
| 88                        | A | Butler          | 69 67 | 93        | A | Seton Hall | 67 59 | 124        | A | Georgetown      | 60 58 |          |   |                |       |
| 197                       | A | Xavier          | 89 50 |           |   |            |       | 197        | H | Xavier          | 75 57 |          |   |                |       |
| 21                        | H | Marquette       | 57 67 |           |   |            |       | 88         | H | Butler          | 53 76 |          |   |                |       |
| 23                        | H | DePaul          | 84 58 |           |   |            |       | 186        | A | Providence      | 63 55 |          |   |                |       |
| 113                       | H | Penn            | 77 79 |           |   |            |       | 45         | A | Creighton       | 54 69 |          |   |                |       |
| 60                        | A | St. John's (NY) | 64 70 |           |   |            |       |            |   |                 |       |          |   |                |       |

Non-Div I Games:

Villanova



|                   |          |           |                |            |             |               |      |      |       |           |
|-------------------|----------|-----------|----------------|------------|-------------|---------------|------|------|-------|-----------|
| Average RPI Win:  | 130      | WON-LOST  | WINNING        | LAST 10    | STRENGTH OF | OPP. STRENGTH | TEAM | ADJ. | CONF. | ADJ CONF. |
| Average RPI Loss: | 21       | RECORD    | PCT. RANK      | GAMES      | SCHEDULE    | OF SCHEDULE   | RPI  | RPI  | RPI   | RPI       |
| DIV. I ONLY       | 15- 8    | 86        | 8- 2           | 11         | 11          | 31            | 31   | 1    | 1     |           |
| DIV. I NON-CONF.  | 7- 6     | 165       | 2- 0           | 15         | 17          | 77            | 77   | 1    | 1     |           |
| -----             |          |           |                |            |             |               |      |      |       |           |
| TOTALS            | RPI 1-25 | RPI 26-50 | W-L RECORDS    | RPI 51-100 | RPI 101-999 | RPI 201+      |      |      |       |           |
| 15- 8             | 1- 6     | 1- 1      | OVERALL        | 6- 1       | 7- 0        | 4- 0          |      |      |       |           |
| 10- 4             | 0- 3     | 1- 0      | HOME           | 3- 1       | 6- 0        | 4- 0          |      |      |       |           |
| 3- 4              | 1- 3     | 0- 1      | AWAY           | 1- 0       | 1- 0        | 0- 0          |      |      |       |           |
| 2- 0              | 0- 0     | 0- 0      | NEUTRAL        | 2- 0       | 0- 0        | 0- 0          |      |      |       |           |
| 7- 6              | 0- 4     | 0- 1      | NON-CONFERENCE | 3- 1       | 4- 0        | 4- 0          |      |      |       |           |
| 5- 3              | 0- 2     | 0- 0      | HOME           | 1- 1       | 4- 0        | 4- 0          |      |      |       |           |
| 0- 3              | 0- 2     | 0- 1      | AWAY           | 0- 0       | 0- 0        | 0- 0          |      |      |       |           |
| 2- 0              | 0- 0     | 0- 0      | NEUTRAL        | 2- 0       | 0- 0        | 0- 0          |      |      |       |           |
| 8- 2              | 1- 2     | 1- 0      | CONFERENCE     | 3- 0       | 3- 0        | 0- 0          |      |      |       |           |
| 5- 1              | 0- 1     | 1- 0      | HOME           | 2- 0       | 2- 0        | 0- 0          |      |      |       |           |
| 3- 1              | 1- 1     | 0- 0      | AWAY           | 1- 0       | 1- 0        | 0- 0          |      |      |       |           |
| 0- 0              | 0- 0     | 0- 0      | NEUTRAL        | 0- 0       | 0- 0        | 0- 0          |      |      |       |           |

| RPI 1-25                  |   |                 |       | RPI 26-50 |   |                |       | Team's RPI: 31 |   |                |       | RPI 51-100 |   |                   |        | RPI 101+ |   |          |       |
|---------------------------|---|-----------------|-------|-----------|---|----------------|-------|----------------|---|----------------|-------|------------|---|-------------------|--------|----------|---|----------|-------|
| RPI                       | S | Opponent        | Score | RPI       | S | Opponent       | Score | RPI            | S | Opponent       | Score | RPI        | S | Opponent          | Score  | RPI      | S | Opponent | Score |
| 3                         | A | Mississippi St. | 53 68 | 35        | H | Syracuse       | 68 63 | 53             | H | Duquesne       | 63 74 | 135        | H | Clemson           | 70 41  |          |   |          |       |
| 4                         | H | Louisville      | 41 77 | 41        | A | Dayton         | 46 61 | 64             | H | Virginia Tech  | 61 52 | 140        | H | Pittsburgh        | 62 50  |          |   |          |       |
| 13                        | A | NC State        | 73 63 |           |   |                |       | 70             | H | Harvard        | 50 48 | 198        | A | Boston College    | 68 57  |          |   |          |       |
| 14                        | A | Duke            | 48 55 |           |   |                |       | 72             | N | Indiana        | 82 72 | 205        | H | Hampton           | 66 62  |          |   |          |       |
| 17                        | H | Georgia         | 61 64 |           |   |                |       | 74             | A | Georgia Tech   | 62 56 | 225        | H | UNCG              | 68 50  |          |   |          |       |
| 18                        | A | Rutgers         | 43 52 |           |   |                |       | 81             | N | Ohio           | 77 59 | 244        | H | Manhattan         | 69 47  |          |   |          |       |
| 20                        | H | Maryland        | 59 60 |           |   |                |       | 82             | H | North Carolina | 82 70 | 311        | H | Central Conn. St. | 103 59 |          |   |          |       |
| LAST 12 Division I GAMES: |   |                 |       |           |   |                |       |                |   |                |       |            |   |                   |        |          |   |          |       |
|                           |   |                 |       | 4         | H | Louisville     | 41 77 |                |   |                |       | 135        | H | Clemson           | 70 41  |          |   |          |       |
|                           |   |                 |       | 74        | A | Georgia Tech   | 62 56 |                |   |                |       | 13         | A | NC State          | 73 63  |          |   |          |       |
|                           |   |                 |       | 82        | H | North Carolina | 82 70 |                |   |                |       | 35         | H | Syracuse          | 68 63  |          |   |          |       |
|                           |   |                 |       | 64        | H | Virginia Tech  | 61 52 |                |   |                |       | 140        | H | Pittsburgh        | 62 50  |          |   |          |       |
|                           |   |                 |       | 14        | A | Duke           | 48 55 |                |   |                |       | 244        | H | Manhattan         | 69 47  |          |   |          |       |
|                           |   |                 |       | 198       | A | Boston College | 68 57 |                |   |                |       | 72         | N | Indiana           | 82 72  |          |   |          |       |

Non-Div I Games:

Virginia



|                   |          |           |                |            |             |               |      |      |       |           |
|-------------------|----------|-----------|----------------|------------|-------------|---------------|------|------|-------|-----------|
| Average RPI Win:  | 166      | WON-LOST  | WINNING        | LAST 10    | STRENGTH OF | OPP. STRENGTH | TEAM | ADJ. | CONF. | ADJ CONF. |
| Average RPI Loss: | 32       | RECORD    | PCT. RANK      | GAMES      | SCHEDULE    | OF SCHEDULE   | RPI  | RPI  | RPI   | RPI       |
| DIV. I ONLY       | 15- 8    | 86        | 4- 6           | 46         | 42          | 64            | 64   | 1    | 1     |           |
| DIV. I NON-CONF.  | 11- 2    | 22        | 2- 0           | 171        | 138         | 50            | 50   | 1    | 1     |           |
| -----             |          |           |                |            |             |               |      |      |       |           |
| TOTALS            | RPI 1-25 | RPI 26-50 | W-L RECORDS    | RPI 51-100 | RPI 101-999 | RPI 201+      |      |      |       |           |
| 15- 8             | 0- 4     | 3- 2      | OVERALL        | 2- 2       | 10- 0       | 4- 0          |      |      |       |           |
| 10- 3             | 0- 2     | 1- 0      | HOME           | 1- 1       | 8- 0        | 3- 0          |      |      |       |           |
| 4- 3              | 0- 2     | 1- 1      | AWAY           | 1- 0       | 2- 0        | 1- 0          |      |      |       |           |
| 1- 2              | 0- 0     | 1- 1      | NEUTRAL        | 0- 1       | 0- 0        | 0- 0          |      |      |       |           |
| 11- 2             | 0- 0     | 2- 1      | NON-CONFERENCE | 1- 1       | 8- 0        | 4- 0          |      |      |       |           |
| 7- 0              | 0- 0     | 1- 0      | HOME           | 0- 0       | 6- 0        | 3- 0          |      |      |       |           |
| 3- 0              | 0- 0     | 0- 0      | AWAY           | 1- 0       | 2- 0        | 1- 0          |      |      |       |           |
| 1- 2              | 0- 0     | 1- 1      | NEUTRAL        | 0- 1       | 0- 0        | 0- 0          |      |      |       |           |
| 4- 6              | 0- 4     | 1- 1      | CONFERENCE     | 1- 1       | 2- 0        | 0- 0          |      |      |       |           |
| 3- 3              | 0- 2     | 0- 0      | HOME           | 1- 1       | 2- 0        | 0- 0          |      |      |       |           |
| 1- 3              | 0- 2     | 1- 1      | AWAY           | 0- 0       | 0- 0        | 0- 0          |      |      |       |           |
| 0- 0              | 0- 0     | 0- 0      | NEUTRAL        | 0- 0       | 0- 0        | 0- 0          |      |      |       |           |

| RPI 1-25 |   |             |        | RPI 26-50 |   |               |       | RPI 51-100 |   |              |       | Team's RPI: 64 |   |                |       | RPI 101+ |   |          |       |
|----------|---|-------------|--------|-----------|---|---------------|-------|------------|---|--------------|-------|----------------|---|----------------|-------|----------|---|----------|-------|
| RPI      | S | Opponent    | Score  | RPI       | S | Opponent      | Score | RPI        | S | Opponent     | Score | RPI            | S | Opponent       | Score | RPI      | S | Opponent | Score |
| 4        | A | Louisville  | 56 67  | 31        | A | Virginia      | 52 61 | 61         | H | Miami (FL)   | 78 82 | 105            | H | Auburn         | 72 63 |          |   |          |       |
| 7        | A | Florida St. | 62 107 | 35        | A | Syracuse      | 73 64 | 74         | H | Georgia Tech | 68 62 | 131            | H | High Point     | 86 63 |          |   |          |       |
| 13       | H | NC State    | 51 68  | 40        | N | West Virginia | 61 79 | 88         | N | Butler       | 77 79 | 140            | H | Pittsburgh     | 89 66 |          |   |          |       |
| 14       | H | Duke        | 75 86  | 43        | H | UCF           | 86 69 | 94         | A | Chattanooga  | 64 44 | 185            | H | Radford        | 68 42 |          |   |          |       |
|          |   |             |        | 47        | N | Drexel        | 79 67 |            |   |              |       | 195            | A | Illinois       | 96 49 |          |   |          |       |
|          |   |             |        |           |   |               |       |            |   |              |       | 198            | H | Boston College | 89 58 |          |   |          |       |
|          |   |             |        |           |   |               |       |            |   |              |       | 297            | A | Monmouth       | 84 34 |          |   |          |       |
|          |   |             |        |           |   |               |       |            |   |              |       | 306            | H | UMES           | 90 52 |          |   |          |       |
|          |   |             |        |           |   |               |       |            |   |              |       | 313            | H | USC Upstate    | 87 56 |          |   |          |       |
|          |   |             |        |           |   |               |       |            |   |              |       | 326            | H | Wagner         | 99 32 |          |   |          |       |
|          |   |             |        |           |   |               |       |            |   |              |       |                |   |                |       |          |   |          |       |
|          |   |             |        |           |   |               |       |            |   |              |       |                |   |                |       |          |   |          |       |
|          |   |             |        |           |   |               |       |            |   |              |       |                |   |                |       |          |   |          |       |
|          |   |             |        |           |   |               |       |            |   |              |       |                |   |                |       |          |   |          |       |
|          |   |             |        |           |   |               |       |            |   |              |       |                |   |                |       |          |   |          |       |
|          |   |             |        |           |   |               |       |            |   |              |       |                |   |                |       |          |   |          |       |
|          |   |             |        |           |   |               |       |            |   |              |       |                |   |                |       |          |   |          |       |
|          |   |             |        |           |   |               |       |            |   |              |       |                |   |                |       |          |   |          |       |
|          |   |             |        |           |   |               |       |            |   |              |       |                |   |                |       |          |   |          |       |
|          |   |             |        |           |   |               |       |            |   |              |       |                |   |                |       |          |   |          |       |
|          |   |             |        |           |   |               |       |            |   |              |       |                |   |                |       |          |   |          |       |
|          |   |             |        |           |   |               |       |            |   |              |       |                |   |                |       |          |   |          |       |
|          |   |             |        |           |   |               |       |            |   |              |       |                |   |                |       |          |   |          |       |
|          |   |             |        |           |   |               |       |            |   |              |       |                |   |                |       |          |   |          |       |
|          |   |             |        |           |   |               |       |            |   |              |       |                |   |                |       |          |   |          |       |
|          |   |             |        |           |   |               |       |            |   |              |       |                |   |                |       |          |   |          |       |
|          |   |             |        |           |   |               |       |            |   |              |       |                |   |                |       |          |   |          |       |
|          |   |             |        |           |   |               |       |            |   |              |       |                |   |                |       |          |   |          |       |
|          |   |             |        |           |   |               |       |            |   |              |       |                |   |                |       |          |   |          |       |
|          |   |             |        |           |   |               |       |            |   |              |       |                |   |                |       |          |   |          |       |
|          |   |             |        |           |   |               |       |            |   |              |       |                |   |                |       |          |   |          |       |
|          |   |             |        |           |   |               |       |            |   |              |       |                |   |                |       |          |   |          |       |
|          |   |             |        |           |   |               |       |            |   |              |       |                |   |                |       |          |   |          |       |
|          |   |             |        |           |   |               |       |            |   |              |       |                |   |                |       |          |   |          |       |
|          |   |             |        |           |   |               |       |            |   |              |       |                |   |                |       |          |   |          |       |
|          |   |             |        |           |   |               |       |            |   |              |       |                |   |                |       |          |   |          |       |
|          |   |             |        |           |   |               |       |            |   |              |       |                |   |                |       |          |   |          |       |
|          |   |             |        |           |   |               |       |            |   |              |       |                |   |                |       |          |   |          |       |
|          |   |             |        |           |   |               |       |            |   |              |       |                |   |                |       |          |   |          |       |
|          |   |             |        |           |   |               |       |            |   |              |       |                |   |                |       |          |   |          |       |
|          |   |             |        |           |   |               |       |            |   |              |       |                |   |                |       |          |   |          |       |
|          |   |             |        |           |   |               |       |            |   |              |       |                |   |                |       |          |   |          |       |
|          |   |             |        |           |   |               |       |            |   |              |       |                |   |                |       |          |   |          |       |
|          |   |             |        |           |   |               |       |            |   |              |       |                |   |                |       |          |   |          |       |
|          |   |             |        |           |   |               |       |            |   |              |       |                |   |                |       |          |   |          |       |
|          |   |             |        |           |   |               |       |            |   |              |       |                |   |                |       |          |   |          |       |
|          |   |             |        |           |   |               |       |            |   |              |       |                |   |                |       |          |   |          |       |
|          |   |             |        |           |   |               |       |            |   |              |       |                |   |                |       |          |   |          |       |
|          |   |             |        |           |   |               |       |            |   |              |       |                |   |                |       |          |   |          |       |
|          |   |             |        |           |   |               |       |            |   |              |       |                |   |                |       |          |   |          |       |
|          |   |             |        |           |   |               |       |            |   |              |       |                |   |                |       |          |   |          |       |
|          |   |             |        |           |   |               |       |            |   |              |       |                |   |                |       |          |   |          |       |
|          |   |             |        |           |   |               |       |            |   |              |       |                |   |                |       |          |   |          |       |
|          |   |             |        |           |   |               |       |            |   |              |       |                |   |                |       |          |   |          |       |
|          |   |             |        |           |   |               |       |            |   |              |       |                |   |                |       |          |   |          |       |
|          |   |             |        |           |   |               |       |            |   |              |       |                |   |                |       |          |   |          |       |
|          |   |             |        |           |   |               |       |            |   |              |       |                |   |                |       |          |   |          |       |
|          |   |             |        |           |   |               |       |            |   |              |       |                |   |                |       |          |   |          |       |
|          |   |             |        |           |   |               |       |            |   |              |       |                |   |                |       |          |   |          |       |
|          |   |             |        |           |   |               |       |            |   |              |       |                |   |                |       |          |   |          |       |
|          |   |             |        |           |   |               |       |            |   |              |       |                |   |                |       |          |   |          |       |
|          |   |             |        |           |   |               |       |            |   |              |       |                |   |                |       |          |   |          |       |
|          |   |             |        |           |   |               |       |            |   |              |       |                |   |                |       |          |   |          |       |
|          |   |             |        |           |   |               |       |            |   |              |       |                |   |                |       |          |   |          |       |
|          |   |             |        |           |   |               |       |            |   |              |       |                |   |                |       |          |   |          |       |
|          |   |             |        |           |   |               |       |            |   |              |       |                |   |                |       |          |   |          |       |
|          |   |             |        |           |   |               |       |            |   |              |       |                |   |                |       |          |   |          |       |
|          |   |             |        |           |   |               |       |            |   |              |       |                |   |                |       |          |   |          |       |
|          |   |             |        |           |   |               |       |            |   |              |       |                |   |                |       |          |   |          |       |
|          |   |             |        |           |   |               |       |            |   |              |       |                |   |                |       |          |   |          |       |
|          |   |             |        |           |   |               |       |            |   |              |       |                |   |                |       |          |   |          |       |
|          |   |             |        |           |   |               |       |            |   |              |       |                |   |                |       |          |   |          |       |
|          |   |             |        |           |   |               |       |            |   |              |       |                |   |                |       |          |   |          |       |
|          |   |             |        |           |   |               |       |            |   |              |       |                |   |                |       |          |   |          |       |
|          |   |             |        |           |   |               |       |            |   |              |       |                |   |                |       |          |   |          |       |
|          |   |             |        |           |   |               |       |            |   |              |       |                |   |                |       |          |   |          |       |
|          |   |             |        |           |   |               |       |            |   |              |       |                |   |                |       |          |   |          |       |
|          |   |             |        |           |   |               |       |            |   |              |       |                |   |                |       |          |   |          |       |
|          |   |             |        |           |   |               |       |            |   |              |       |                |   |                |       |          |   |          |       |
|          |   |             |        |           |   |               |       |            |   |              |       |                |   |                |       |          |   |          |       |
|          |   |             |        |           |   |               |       |            |   |              |       |                |   |                |       |          |   |          |       |
|          |   |             |        |           |   |               |       |            |   |              |       |                |   |                |       |          |   |          |       |
|          |   |             |        |           |   |               |       |            |   |              |       |                |   |                |       |          |   |          |       |
|          |   |             |        |           |   |               |       |            |   |              |       |                |   |                |       |          |   |          |       |
|          |   |             |        |           |   |               |       |            |   |              |       |                |   |                |       |          |   |          |       |
|          |   |             |        |           |   |               |       |            |   |              |       |                |   |                |       |          |   |          |       |
|          |   |             |        |           |   |               |       |            |   |              |       |                |   |                |       |          |   |          |       |
|          |   |             |        |           |   |               |       |            |   |              |       |                |   |                |       |          |   |          |       |
|          |   |             |        |           |   |               |       |            |   |              |       |                |   |                |       |          |   |          |       |
|          |   |             |        |           |   |               |       |            |   |              |       |                |   |                |       |          |   |          |       |
|          |   |             |        |           |   |               |       |            |   |              |       |                |   |                |       |          |   |          |       |
|          |   |             |        |           |   |               |       |            |   |              |       |                |   |                |       |          |   |          |       |
|          |   |             |        |           |   |               |       |            |   |              |       |                |   |                |       |          |   |          |       |
|          |   |             |        |           |   |               |       |            |   |              |       |                |   |                |       |          |   |          |       |
|          |   |             |        |           |   |               |       |            |   |              |       |                |   |                |       |          |   |          |       |
|          |   |             |        |           |   |               |       |            |   |              |       |                |   |                |       |          |   |          |       |
|          |   |             |        |           |   |               |       |            |   |              |       |                |   |                |       |          |   |          |       |
|          |   |             |        |           |   |               |       |            |   |              |       |                |   |                |       |          |   |          |       |
|          |   |             |        |           |   |               |       |            |   |              |       |                |   |                |       |          |   |          |       |
|          |   |             |        |           |   |               |       |            |   |              |       |                |   |                |       |          |   |          |       |
|          |   |             |        |           |   |               |       |            |   |              |       |                |   |                |       |          |   |          |       |



|                   |          |           |                |            |             |               |      |      |       |           |
|-------------------|----------|-----------|----------------|------------|-------------|---------------|------|------|-------|-----------|
| Average RPI Win:  | 312      | WON-LOST  | WINNING        | LAST 10    | STRENGTH OF | OPP. STRENGTH | TEAM | ADJ. | CONF. | ADJ CONF. |
| Average RPI Loss: | 196      | RECORD    | PCT. RANK      | GAMES      | SCHEDULE    | OF SCHEDULE   | RPI  | RPI  | RPI   | RPI       |
| DIV. I ONLY       | 2- 17    | 329       | 1- 9           | 211        | 330         | 326           | 326  | 29   | 29    |           |
| DIV. I NON-CONF.  | 1- 9     | 318       | 1- 2           | 125        | 287         | 302           | 302  | 29   | 29    |           |
| -----             |          |           |                |            |             |               |      |      |       |           |
| TOTALS            | RPI 1-25 | RPI 26-50 | W-L RECORDS    | RPI 51-100 | RPI 101-999 | RPI 201+      |      |      |       |           |
| 2- 17             | 0- 0     | 0- 0      | OVERALL        | 0- 4       | 2- 13       | 2- 9          |      |      |       |           |
| 1- 6              | 0- 0     | 0- 0      | HOME           | 0- 1       | 1- 5        | 1- 2          |      |      |       |           |
| 1- 11             | 0- 0     | 0- 0      | AWAY           | 0- 3       | 1- 8        | 1- 7          |      |      |       |           |
| 0- 0              | 0- 0     | 0- 0      | NEUTRAL        | 0- 0       | 0- 0        | 0- 0          |      |      |       |           |
| 1- 9              | 0- 0     | 0- 0      | NON-CONFERENCE | 0- 4       | 1- 5        | 1- 3          |      |      |       |           |
| 1- 2              | 0- 0     | 0- 0      | HOME           | 0- 1       | 1- 1        | 1- 0          |      |      |       |           |
| 0- 7              | 0- 0     | 0- 0      | AWAY           | 0- 3       | 0- 4        | 0- 3          |      |      |       |           |
| 0- 0              | 0- 0     | 0- 0      | NEUTRAL        | 0- 0       | 0- 0        | 0- 0          |      |      |       |           |
| 1- 8              | 0- 0     | 0- 0      | CONFERENCE     | 0- 0       | 1- 8        | 1- 6          |      |      |       |           |
| 0- 4              | 0- 0     | 0- 0      | HOME           | 0- 0       | 0- 4        | 0- 2          |      |      |       |           |
| 1- 4              | 0- 0     | 0- 0      | AWAY           | 0- 0       | 1- 4        | 1- 4          |      |      |       |           |
| 0- 0              | 0- 0     | 0- 0      | NEUTRAL        | 0- 0       | 0- 0        | 0- 0          |      |      |       |           |

| RPI 1-25                  |   |                    |       | RPI 26-50 |   |                     |       | RPI 51-100 |   |                   |       | RPI 101+ |   |                      |       | Team's RPI: 326 |
|---------------------------|---|--------------------|-------|-----------|---|---------------------|-------|------------|---|-------------------|-------|----------|---|----------------------|-------|-----------------|
| RPI                       | S | Opponent           | Score | RPI       | S | Opponent            | Score | RPI        | S | Opponent          | Score | RPI      | S | Opponent             | Score |                 |
|                           |   |                    |       |           |   |                     |       | 52         | H | Princeton         | 37 58 | 145      | H | Saint Francis (PA)   | 76 79 |                 |
|                           |   |                    |       |           |   |                     |       | 64         | A | Virginia Tech     | 32 99 | 158      | H | Robert Morris        | 52 58 |                 |
|                           |   |                    |       |           |   |                     |       | 66         | A | Albany (NY)       | 44 89 | 181      | H | New Hampshire        | 53 65 |                 |
|                           |   |                    |       |           |   |                     |       | 90         | A | James Madison     | 45 68 | 183      | A | Temple               | 36 70 |                 |
|                           |   |                    |       |           |   |                     |       |            |   |                   |       | 226      | A | Stony Brook          | 50 69 |                 |
|                           |   |                    |       |           |   |                     |       |            |   |                   |       | 237      | A | Lafayette            | 52 70 |                 |
|                           |   |                    |       |           |   |                     |       |            |   |                   |       | 260      | H | Sacred Heart         | 55 72 |                 |
|                           |   |                    |       |           |   |                     |       |            |   |                   |       | 261      | A | Mt. St. Mary's       | 56 79 |                 |
|                           |   |                    |       |           |   |                     |       |            |   |                   |       | 265      | H | Fairleigh Dickinson  | 64 74 |                 |
|                           |   |                    |       |           |   |                     |       |            |   |                   |       | 272      | A | LIU Brooklyn         | 69 74 |                 |
|                           |   |                    |       |           |   |                     |       |            |   |                   |       | 274      | A | Bryant               | 75 66 |                 |
|                           |   |                    |       |           |   |                     |       |            |   |                   |       | 279      | A | St. Francis Brooklyn | 76 80 |                 |
|                           |   |                    |       |           |   |                     |       |            |   |                   |       | 281      | A | Towson               | 42 64 |                 |
|                           |   |                    |       |           |   |                     |       |            |   |                   |       | 311      | A | Central Conn. St.    | 56 59 |                 |
|                           |   |                    |       |           |   |                     |       |            |   |                   |       | 349      | H | Longwood             | 60 43 |                 |
| -----                     |   |                    |       |           |   |                     |       |            |   |                   |       |          |   |                      |       |                 |
| LAST 12 Division I GAMES: |   |                    |       |           |   |                     |       |            |   |                   |       |          |   |                      |       |                 |
| 261                       | A | Mt. St. Mary's     | 56 79 | 265       | H | Fairleigh Dickinson | 64 74 | 311        | A | Central Conn. St. | 56 59 | 274      | A | Bryant               | 75 66 |                 |
| 145                       | H | Saint Francis (PA) | 76 79 | 272       | A | LIU Brooklyn        | 69 74 | 237        | A | Lafayette         | 52 70 | 279      | A | St. Francis Brooklyn | 76 80 |                 |
| 158                       | H | Robert Morris      | 52 58 | 260       | H | Sacred Heart        | 55 72 | 52         | H | Princeton         | 37 58 | 349      | H | Longwood             | 60 43 |                 |

Non-Div I Games: Staten Island 63 58

Wagner



| Average RPI Win: 194 |      | WON-LOST RECORD | WINNING PCT. RANK | LAST 10 GAMES  | STRENGTH OF SCHEDULE | OPP. STRENGTH OF SCHEDULE | TEAM RPI    | ADJ. RPI | CONF. RPI | ADJ. CONF. RPI |
|----------------------|------|-----------------|-------------------|----------------|----------------------|---------------------------|-------------|----------|-----------|----------------|
| Average RPI Loss: 53 |      |                 |                   |                |                      |                           |             |          |           |                |
| DIV. I ONLY          |      | 11- 12          | 185               | 3- 7           | 51                   | 30                        | 102         | 102      | 1         | 1              |
| DIV. I NON-CONF.     |      | 8- 5            | 111               | 2- 0           | 207                  | 109                       | 130         | 130      | 1         | 1              |
| TOTALS               |      | RPI 1-25        | RPI 26-50         | W-L RECORDS    |                      | RPI 51-100                | RPI 101-999 | RPI 201+ |           |                |
| 11- 12               | 0- 6 |                 | 0- 1              | OVERALL        |                      | 2- 4                      | 9- 1        | 5- 1     |           |                |
| 5- 6                 | 0- 4 |                 | 0- 0              | HOME           |                      | 1- 2                      | 4- 0        | 3- 0     |           |                |
| 6- 4                 | 0- 2 |                 | 0- 0              | AWAY           |                      | 1- 2                      | 5- 0        | 2- 0     |           |                |
| 0- 2                 | 0- 0 |                 | 0- 1              | NEUTRAL        |                      | 0- 0                      | 0- 1        | 0- 1     |           |                |
| 8- 5                 | 0- 1 |                 | 0- 1              | NON-CONFERENCE |                      | 1- 2                      | 7- 1        | 5- 1     |           |                |
| 5- 1                 | 0- 0 |                 | 0- 0              | HOME           |                      | 1- 1                      | 4- 0        | 3- 0     |           |                |
| 3- 2                 | 0- 1 |                 | 0- 0              | AWAY           |                      | 0- 1                      | 3- 0        | 2- 0     |           |                |
| 0- 2                 | 0- 0 |                 | 0- 1              | NEUTRAL        |                      | 0- 0                      | 0- 1        | 0- 1     |           |                |
| 3- 7                 | 0- 5 |                 | 0- 0              | CONFERENCE     |                      | 1- 2                      | 2- 0        | 0- 0     |           |                |
| 0- 5                 | 0- 4 |                 | 0- 0              | HOME           |                      | 0- 1                      | 0- 0        | 0- 0     |           |                |
| 3- 2                 | 0- 1 |                 | 0- 0              | AWAY           |                      | 1- 1                      | 2- 0        | 0- 0     |           |                |
| 0- 0                 | 0- 0 |                 | 0- 0              | NEUTRAL        |                      | 0- 0                      | 0- 0        | 0- 0     |           |                |

| RPI 1-25                  |   |                |       | RPI 26-50 |   |                    |       | RPI 51-100 |   |                |       | RPI 101+ Team's RPI: 102 |   |                    |       |
|---------------------------|---|----------------|-------|-----------|---|--------------------|-------|------------|---|----------------|-------|--------------------------|---|--------------------|-------|
| RPI                       | S | Opponent       | Score | RPI       | S | Opponent           | Score | RPI        | S | Opponent       | Score | RPI                      | S | Opponent           | Score |
| 2                         | H | Notre Dame     | 73 96 | 50        | N | Minnesota          | 81 93 | 61         | A | Miami (FL)     | 61 50 | 140                      | A | Pittsburgh         | 58 49 |
| 4                         | A | Louisville     | 52 89 |           |   |                    |       | 73         | H | Elon           | 53 51 | 174                      | H | Charlotte          | 71 69 |
| 7                         | H | Florida St.    | 79 81 |           |   |                    |       | 74         | A | Georgia Tech   | 67 79 | 197                      | A | Xavier             | 62 57 |
| 13                        | H | NC State       | 68 82 |           |   |                    |       | 80         | A | Penn St.       | 58 68 | 198                      | A | Boston College     | 67 59 |
| 14                        | H | Duke           | 67 80 |           |   |                    |       | 82         | H | North Carolina | 76 79 | 204                      | N | Hofstra            | 66 69 |
| 18                        | A | Rutgers        | 51 65 |           |   |                    |       | 93         | H | Seton Hall     | 57 67 | 217                      | A | Richmond           | 85 81 |
|                           |   |                |       |           |   |                    |       |            |   |                |       | 241                      | H | Texas Southern     | 73 56 |
|                           |   |                |       |           |   |                    |       |            |   |                |       | 255                      | A | Col. of Charleston | 77 40 |
|                           |   |                |       |           |   |                    |       |            |   |                |       | 271                      | H | Appalachian St.    | 78 49 |
|                           |   |                |       |           |   |                    |       |            |   |                |       | 306                      | H | UMES               | 92 50 |
| LAST 12 Division I GAMES: |   |                |       |           |   |                    |       |            |   |                |       |                          |   |                    |       |
| 198                       | A | Boston College | 67 59 | 14        | H | Duke               | 67 80 |            |   |                |       |                          |   |                    |       |
| 4                         | A | Louisville     | 52 89 | 61        | A | Miami (FL)         | 61 50 |            |   |                |       |                          |   |                    |       |
| 13                        | H | NC State       | 68 82 | 140       | A | Pittsburgh         | 58 49 |            |   |                |       |                          |   |                    |       |
| 74                        | A | Georgia Tech   | 67 79 | 2         | H | Notre Dame         | 73 96 |            |   |                |       |                          |   |                    |       |
| 7                         | H | Florida St.    | 79 81 | 255       | A | Col. of Charleston | 77 40 |            |   |                |       |                          |   |                    |       |
| 82                        | H | North Carolina | 76 79 | 174       | H | Charlotte          | 71 69 |            |   |                |       |                          |   |                    |       |

Non-Div I Games:

Wake Forest



|                   |          |           |                |            |             |               |      |      |       |           |
|-------------------|----------|-----------|----------------|------------|-------------|---------------|------|------|-------|-----------|
| Average RPI Win:  | 168      | WON-LOST  | WINNING        | LAST 10    | STRENGTH OF | OPP. STRENGTH | TEAM | ADJ. | CONF. | ADJ CONF. |
| Average RPI Loss: | 65       | RECORD    | PCT. RANK      | GAMES      | SCHEDULE    | OF SCHEDULE   | RPI  | RPI  | RPI   | RPI       |
| DIV. I ONLY       | 7- 14    | 266       | 1- 9           | 30         | 25          | 142           | 142  | 4    | 4     |           |
| DIV. I NON-CONF.  | 6- 5     | 153       | 1- 1           | 70         | 86          | 106           | 106  | 3    | 3     |           |
| -----             |          |           |                |            |             |               |      |      |       |           |
| TOTALS            | RPI 1-25 | RPI 26-50 | W-L RECORDS    | RPI 51-100 | RPI 101-999 | RPI 201+      |      |      |       |           |
| 7- 14             | 0- 5     | 1- 3      | OVERALL        | 1- 3       | 5- 3        | 3- 0          |      |      |       |           |
| 5- 5              | 0- 1     | 0- 1      | HOME           | 1- 1       | 4- 2        | 3- 0          |      |      |       |           |
| 1- 7              | 0- 3     | 0- 2      | AWAY           | 0- 1       | 1- 1        | 0- 0          |      |      |       |           |
| 1- 2              | 0- 1     | 1- 0      | NEUTRAL        | 0- 1       | 0- 0        | 0- 0          |      |      |       |           |
| 6- 5              | 0- 2     | 1- 0      | NON-CONFERENCE | 0- 1       | 5- 2        | 3- 0          |      |      |       |           |
| 4- 1              | 0- 0     | 0- 0      | HOME           | 0- 0       | 4- 1        | 3- 0          |      |      |       |           |
| 1- 2              | 0- 1     | 0- 0      | AWAY           | 0- 0       | 1- 1        | 0- 0          |      |      |       |           |
| 1- 2              | 0- 1     | 1- 0      | NEUTRAL        | 0- 1       | 0- 0        | 0- 0          |      |      |       |           |
| 1- 9              | 0- 3     | 0- 3      | CONFERENCE     | 1- 2       | 0- 1        | 0- 0          |      |      |       |           |
| 1- 4              | 0- 1     | 0- 1      | HOME           | 1- 1       | 0- 1        | 0- 0          |      |      |       |           |
| 0- 5              | 0- 2     | 0- 2      | AWAY           | 0- 1       | 0- 0        | 0- 0          |      |      |       |           |
| 0- 0              | 0- 0     | 0- 0      | NEUTRAL        | 0- 0       | 0- 0        | 0- 0          |      |      |       |           |

| RPI 1-25                  |   |                         |       | RPI 26-50 |   |                         |       | RPI 51-100 |   |                |       | RPI 101+ Team's RPI: 142 |   |              |       |
|---------------------------|---|-------------------------|-------|-----------|---|-------------------------|-------|------------|---|----------------|-------|--------------------------|---|--------------|-------|
| RPI                       | S | Opponent                | Score | RPI       | S | Opponent                | Score | RPI        | S | Opponent       | Score | RPI                      | S | Opponent     | Score |
| 5                         | A | Oregon                  | 83 94 | 33        | A | Cal i forn i a          | 60 69 | 78         | A | Washington St. | 75 78 | 112                      | H | BYU          | 80 72 |
| 6                         | A | Ohio St.                | 76 85 | 38        | A | Oregon St.              | 63 75 | 78         | H | Washington St. | 56 49 | 127                      | H | Col orado    | 61 66 |
| 10                        | H | UCLA                    | 69 86 | 45        | N | Creighton               | 67 64 | 82         | N | North Carolina | 78 90 | 146                      | A | Idaho        | 81 69 |
| 11                        | N | Texas                   | 68 92 | 48        | H | Southern Cal i forn i a | 61 72 | 87         | H | Utah           | 65 74 | 160                      | H | Idaho St.    | 59 79 |
| 25                        | A | Stanford                | 45 71 |           |   |                         |       |            |   |                |       | 196                      | A | Boise St.    | 62 85 |
|                           |   |                         |       |           |   |                         |       |            |   |                |       | 216                      | H | Seattle U    | 84 76 |
|                           |   |                         |       |           |   |                         |       |            |   |                |       | 275                      | H | Grand Canyon | 79 65 |
|                           |   |                         |       |           |   |                         |       |            |   |                |       | 305                      | H | Portland     | 93 67 |
| -----                     |   |                         |       |           |   |                         |       |            |   |                |       |                          |   |              |       |
| LAST 12 Division I GAMES: |   |                         |       |           |   |                         |       |            |   |                |       |                          |   |              |       |
| 48                        | H | Southern Cal i forn i a | 61 72 | 127       | H | Col orado               | 61 66 | 5          | A | Oregon         | 83 94 |                          |   |              |       |
| 10                        | H | UCLA                    | 69 86 | 87        | H | Utah                    | 65 74 | 38         | A | Oregon St.     | 63 75 |                          |   |              |       |
| 78                        | H | Washington St.          | 56 49 |           |   |                         |       | 216        | H | Seattle U      | 84 76 |                          |   |              |       |
| 78                        | A | Washington St.          | 75 78 |           |   |                         |       | 82         | N | North Carolina | 78 90 |                          |   |              |       |
| 25                        | A | Stanford                | 45 71 |           |   |                         |       |            |   |                |       |                          |   |              |       |
| 33                        | A | Cal i forn i a          | 60 69 |           |   |                         |       |            |   |                |       |                          |   |              |       |

Non-Div I Games:

Washington



|                   |          |           |                |            |             |               |      |      |       |           |
|-------------------|----------|-----------|----------------|------------|-------------|---------------|------|------|-------|-----------|
| Average RPI Win:  | 122      | WON-LOST  | WINNING        | LAST 10    | STRENGTH OF | OPP. STRENGTH | TEAM | ADJ. | CONF. | ADJ CONF. |
| Average RPI Loss: | 55       | RECORD    | PCT. RANK      | GAMES      | SCHEDULE    | OF SCHEDULE   | RPI  | RPI  | RPI   | RPI       |
| DIV. I ONLY       | 9- 13    | 227       | 2- 8           | 10         | 37          | 78            | 78   | 4    | 4     |           |
| DIV. I NON-CONF.  | 7- 5     | 132       | 2- 0           | 7          | 77          | 34            | 34   | 3    | 3     |           |
| -----             |          |           |                |            |             |               |      |      |       |           |
| TOTALS            | RPI 1-25 | RPI 26-50 | W-L RECORDS    | RPI 51-100 | RPI 101-999 | RPI 201+      |      |      |       |           |
| 9- 13             | 1- 3     | 0- 4      | OVERALL        | 2- 5       | 6- 1        | 0- 0          |      |      |       |           |
| 4- 5              | 0- 1     | 0- 1      | HOME           | 1- 3       | 3- 0        | 0- 0          |      |      |       |           |
| 3- 7              | 0- 2     | 0- 2      | AWAY           | 1- 2       | 2- 1        | 0- 0          |      |      |       |           |
| 2- 1              | 1- 0     | 0- 1      | NEUTRAL        | 0- 0       | 1- 0        | 0- 0          |      |      |       |           |
| 7- 5              | 1- 0     | 0- 1      | NON-CONFERENCE | 2- 4       | 4- 0        | 0- 0          |      |      |       |           |
| 2- 2              | 0- 0     | 0- 0      | HOME           | 1- 2       | 1- 0        | 0- 0          |      |      |       |           |
| 3- 2              | 0- 0     | 0- 0      | AWAY           | 1- 2       | 2- 0        | 0- 0          |      |      |       |           |
| 2- 1              | 1- 0     | 0- 1      | NEUTRAL        | 0- 0       | 1- 0        | 0- 0          |      |      |       |           |
| 2- 8              | 0- 3     | 0- 3      | CONFERENCE     | 0- 1       | 2- 1        | 0- 0          |      |      |       |           |
| 2- 3              | 0- 1     | 0- 1      | HOME           | 0- 1       | 2- 0        | 0- 0          |      |      |       |           |
| 0- 5              | 0- 2     | 0- 2      | AWAY           | 0- 0       | 0- 1        | 0- 0          |      |      |       |           |
| 0- 0              | 0- 0     | 0- 0      | NEUTRAL        | 0- 0       | 0- 0        | 0- 0          |      |      |       |           |

| RPI 1-25                     |   |                         |       | RPI 26-50 |   |                         |       | RPI 51-100 Team's RPI: 78 |   |                   |       | RPI 101+ |   |                |       |
|------------------------------|---|-------------------------|-------|-----------|---|-------------------------|-------|---------------------------|---|-------------------|-------|----------|---|----------------|-------|
| RPI                          | S | Opponent                | Score | RPI       | S | Opponent                | Score | RPI                       | S | Opponent          | Score | RPI      | S | Opponent       | Score |
| 5                            | A | Oregon                  | 56 89 | 29        | N | South Fla.              | 45 82 | 51                        | H | Gonzaga           | 56 64 | 127      | H | Colorado       | 89 75 |
| 10                           | H | UCLA                    | 71 79 | 33        | A | Cal i forn i a          | 60 66 | 56                        | A | Nebraska          | 73 61 | 142      | A | Washi ngton    | 49 56 |
| 18                           | N | Rutgers                 | 63 60 | 38        | A | Oregon St.              | 53 71 | 67                        | A | UC Davi s         | 76 91 | 142      | H | Washi ngton    | 78 75 |
| 25                           | A | Stanford                | 57 70 | 48        | H | Southern Cal i forn i a | 72 73 | 79                        | A | Saint Mary's (CA) | 75 81 | 143      | N | ETSU           | 80 76 |
|                              |   |                         |       |           |   |                         |       | 87                        | H | Utah              | 79 81 | 160      | H | Idaho St.      | 72 55 |
|                              |   |                         |       |           |   |                         |       | 91                        | H | Saint Loui s      | 85 63 | 164      | A | San Franci sco | 74 70 |
|                              |   |                         |       |           |   |                         |       | 98                        | H | Kentucky          | 68 73 | 196      | A | Boi se St.     | 61 53 |
| -----                        |   |                         |       |           |   |                         |       |                           |   |                   |       |          |   |                |       |
| LAST 12 Di vi si on I GAMES: |   |                         |       |           |   |                         |       |                           |   |                   |       |          |   |                |       |
| 10                           | H | UCLA                    | 71 79 | 87        | H | Utah                    | 79 81 | 127                       | H | Col orado         | 89 75 |          |   |                |       |
| 48                           | H | Southern Cal i forn i a | 72 73 | 38        | A | Oregon St.              | 53 71 | 5                         | A | Oregon            | 56 89 |          |   |                |       |
| 142                          | A | Washi ngton             | 49 56 | 56        | A | Nebraska                | 73 61 |                           |   |                   |       |          |   |                |       |
| 142                          | H | Washi ngton             | 78 75 | 60        | A | Cal i forn i a          | 60 66 | 196                       | A | Boi se St.        | 61 53 |          |   |                |       |
| 33                           | A | Cal i forn i a          | 60 66 |           |   |                         |       |                           |   |                   |       |          |   |                |       |
| 25                           | A | Stanford                | 57 70 |           |   |                         |       |                           |   |                   |       |          |   |                |       |

Non-Di v I Games:

Washington St.



| Average RPI Win:  | 236      | WON-LOST RECORD | WINNING PCT. RANK | LAST 10 GAMES | STRENGTH OF SCHEDULE | OPP. STRENGTH OF SCHEDULE | TEAM RPI | ADJ. RPI | CONF. RPI | ADJ CONF. RPI |
|-------------------|----------|-----------------|-------------------|---------------|----------------------|---------------------------|----------|----------|-----------|---------------|
| Average RPI Loss: | 147      |                 |                   |               |                      |                           |          |          |           |               |
| DIV. I ONLY       | 13- 5    | 63              | 7- 3              | 323           | 143                  | 133                       | 133      | 19       | 19        |               |
| DIV. I NON-CONF.  | 6- 3     | 87              | 2- 1              | 313           | 154                  | 169                       | 169      | 14       | 14        |               |
| -----             |          |                 |                   |               |                      |                           |          |          |           |               |
| TOTALS            | RPI 1-25 | RPI 26-50       | W-L RECORDS       | RPI 51-100    | RPI 101-999          | RPI 201+                  |          |          |           |               |
| 13- 5             | 0- 1     | 1- 0            | OVERALL           | 0- 1          | 12- 3                | 9- 1                      |          |          |           |               |
| 8- 1              | 0- 0     | 1- 0            | HOME              | 0- 1          | 7- 0                 | 5- 0                      |          |          |           |               |
| 5- 4              | 0- 1     | 0- 0            | AWAY              | 0- 0          | 5- 3                 | 4- 1                      |          |          |           |               |
| 0- 0              | 0- 0     | 0- 0            | NEUTRAL           | 0- 0          | 0- 0                 | 0- 0                      |          |          |           |               |
| 6- 3              | 0- 1     | 0- 0            | NON-CONFERENCE    | 0- 1          | 6- 1                 | 6- 0                      |          |          |           |               |
| 4- 1              | 0- 0     | 0- 0            | HOME              | 0- 1          | 4- 0                 | 4- 0                      |          |          |           |               |
| 2- 2              | 0- 1     | 0- 0            | AWAY              | 0- 0          | 2- 1                 | 2- 0                      |          |          |           |               |
| 0- 0              | 0- 0     | 0- 0            | NEUTRAL           | 0- 0          | 0- 0                 | 0- 0                      |          |          |           |               |
| 7- 2              | 0- 0     | 1- 0            | CONFERENCE        | 0- 0          | 6- 2                 | 3- 1                      |          |          |           |               |
| 4- 0              | 0- 0     | 1- 0            | HOME              | 0- 0          | 3- 0                 | 1- 0                      |          |          |           |               |
| 3- 2              | 0- 0     | 0- 0            | AWAY              | 0- 0          | 3- 2                 | 2- 1                      |          |          |           |               |
| 0- 0              | 0- 0     | 0- 0            | NEUTRAL           | 0- 0          | 0- 0                 | 0- 0                      |          |          |           |               |

| RPI                       | S | Opponent       | Score  | RPI | S | Opponent        | Score | RPI | S | Opponent | Score | RPI | S | Opponent        | Score | Team's RPI: 133 |
|---------------------------|---|----------------|--------|-----|---|-----------------|-------|-----|---|----------|-------|-----|---|-----------------|-------|-----------------|
| 5                         | A | Oregon         | 87 114 | 39  | H | Northern Colo.  | 82 73 | 87  | H | Utah     | 58 85 | 144 | A | Portland St.    | 64 77 |                 |
|                           |   |                |        |     |   |                 |       |     |   |          |       | 154 | H | North Dakota    | 80 69 |                 |
|                           |   |                |        |     |   |                 |       |     |   |          |       | 160 | A | Idaho St.       | 76 70 |                 |
|                           |   |                |        |     |   |                 |       |     |   |          |       | 160 | H | Idaho St.       | 84 73 |                 |
|                           |   |                |        |     |   |                 |       |     |   |          |       | 173 | A | Fresno St.      | 78 81 |                 |
|                           |   |                |        |     |   |                 |       |     |   |          |       | 202 | A | CSUN            | 64 61 |                 |
|                           |   |                |        |     |   |                 |       |     |   |          |       | 231 | H | Pepperdine      | 71 61 |                 |
|                           |   |                |        |     |   |                 |       |     |   |          |       | 284 | A | Sacramento St.  | 78 56 |                 |
|                           |   |                |        |     |   |                 |       |     |   |          |       | 300 | H | Incarnate Word  | 79 55 |                 |
|                           |   |                |        |     |   |                 |       |     |   |          |       | 301 | H | Utah Valley     | 75 57 |                 |
|                           |   |                |        |     |   |                 |       |     |   |          |       | 303 | A | Southern Utah   | 77 64 |                 |
|                           |   |                |        |     |   |                 |       |     |   |          |       | 303 | H | Southern Utah   | 65 50 |                 |
|                           |   |                |        |     |   |                 |       |     |   |          |       | 305 | A | Portland        | 91 70 |                 |
|                           |   |                |        |     |   |                 |       |     |   |          |       | 320 | H | Air Force       | 62 52 |                 |
|                           |   |                |        |     |   |                 |       |     |   |          |       | 328 | A | Northern Ari z. | 75 76 |                 |
| LAST 12 Division I GAMES: |   |                |        |     |   |                 |       |     |   |          |       |     |   |                 |       |                 |
| 303                       | H | Southern Utah  | 65 50  | 303 | A | Southern Utah   | 77 64 |     |   |          |       |     |   |                 |       |                 |
| 160                       | H | Idaho St.      | 84 73  | 328 | A | Northern Ari z. | 75 76 |     |   |          |       |     |   |                 |       |                 |
| 144                       | A | Portland St.   | 64 77  | 160 | A | Idaho St.       | 76 70 |     |   |          |       |     |   |                 |       |                 |
| 284                       | A | Sacramento St. | 78 56  | 173 | A | Fresno St.      | 78 81 |     |   |          |       |     |   |                 |       |                 |
| 154                       | H | North Dakota   | 80 69  | 305 | A | Portland        | 91 70 |     |   |          |       |     |   |                 |       |                 |
| 39                        | H | Northern Colo. | 82 73  | 320 | H | Air Force       | 62 52 |     |   |          |       |     |   |                 |       |                 |

Non-Div I Games: Westminster (UT) 64 58 Antelope Valley 80 70

Weber St.



|                   |          |           |                |            |             |               |      |      |       |           |
|-------------------|----------|-----------|----------------|------------|-------------|---------------|------|------|-------|-----------|
| Average RPI Win:  | 168      | WON-LOST  | WINNING        | LAST 10    | STRENGTH OF | OPP. STRENGTH | TEAM | ADJ. | CONF. | ADJ CONF. |
| Average RPI Loss: | 42       | RECORD    | PCT. RANK      | GAMES      | SCHEDULE    | OF SCHEDULE   | RPI  | RPI  | RPI   | RPI       |
| DIV. I ONLY       | 17- 5    | 37        | 5- 5           | 60         | 75          | 40            | 40   | 5    | 5     |           |
| DIV. I NON-CONF.  | 12- 0    | 1         | 2- 0           | 164        | 155         | 19            | 19   | 6    | 6     |           |
| -----             |          |           |                |            |             |               |      |      |       |           |
| TOTALS            | RPI 1-25 | RPI 26-50 | W-L RECORDS    | RPI 51-100 | RPI 101-999 | RPI 201+      |      |      |       |           |
| 17- 5             | 1- 2     | 1- 0      | OVERALL        | 3- 3       | 12- 0       | 7- 0          |      |      |       |           |
| 9- 3              | 0- 1     | 0- 0      | HOME           | 0- 2       | 9- 0        | 7- 0          |      |      |       |           |
| 4- 2              | 1- 1     | 0- 0      | AWAY           | 1- 1       | 2- 0        | 0- 0          |      |      |       |           |
| 4- 0              | 0- 0     | 1- 0      | NEUTRAL        | 2- 0       | 1- 0        | 0- 0          |      |      |       |           |
| 12- 0             | 1- 0     | 1- 0      | NON-CONFERENCE | 2- 0       | 8- 0        | 6- 0          |      |      |       |           |
| 7- 0              | 0- 0     | 0- 0      | HOME           | 0- 0       | 7- 0        | 6- 0          |      |      |       |           |
| 1- 0              | 1- 0     | 0- 0      | AWAY           | 0- 0       | 0- 0        | 0- 0          |      |      |       |           |
| 4- 0              | 0- 0     | 1- 0      | NEUTRAL        | 2- 0       | 1- 0        | 0- 0          |      |      |       |           |
| 5- 5              | 0- 2     | 0- 0      | CONFERENCE     | 1- 3       | 4- 0        | 1- 0          |      |      |       |           |
| 2- 3              | 0- 1     | 0- 0      | HOME           | 0- 2       | 2- 0        | 1- 0          |      |      |       |           |
| 3- 2              | 0- 1     | 0- 0      | AWAY           | 1- 1       | 2- 0        | 0- 0          |      |      |       |           |
| 0- 0              | 0- 0     | 0- 0      | NEUTRAL        | 0- 0       | 0- 0        | 0- 0          |      |      |       |           |

| RPI 1-25                  |   |              |       | RPI 26-50 |   |              |       | RPI 51-100 |   |               |       | RPI 101+ |   |                   |        |
|---------------------------|---|--------------|-------|-----------|---|--------------|-------|------------|---|---------------|-------|----------|---|-------------------|--------|
| RPI                       | S | Opponent     | Score | RPI       | S | Opponent     | Score | RPI        | S | Opponent      | Score | RPI      | S | Opponent          | Score  |
| 8                         | H | Bayl or      | 72 83 | 47        | N | Drexel       | 75 42 | 57         | A | TCU           | 87 82 | 129      | A | Iowa St.          | 69 59  |
| 11                        | A | Texas        | 58 79 |           |   |              |       | 57         | H | TCU           | 74 76 | 129      | H | Iowa St.          | 57 49  |
| 12                        | A | Texas A&M    | 70 56 |           |   |              |       | 59         | A | Oklahoma St.  | 73 79 | 134      | A | Kansas            | 74 54  |
|                           |   |              |       |           |   |              |       | 64         | N | Virginia Tech | 79 61 | 140      | H | Pittsburgh        | 73 52  |
|                           |   |              |       |           |   |              |       | 77         | H | Kansas St.    | 52 60 | 185      | N | Radford           | 75 55  |
|                           |   |              |       |           |   |              |       | 88         | N | Butler        | 75 68 | 220      | H | Morehead St.      | 66 56  |
|                           |   |              |       |           |   |              |       |            |   |               |       | 230      | H | North Florida     | 87 59  |
|                           |   |              |       |           |   |              |       |            |   |               |       | 232      | H | Texas Tech        | 82 52  |
|                           |   |              |       |           |   |              |       |            |   |               |       | 284      | H | Sacramento St.    | 101 47 |
|                           |   |              |       |           |   |              |       |            |   |               |       | 285      | H | Morgan St.        | 84 41  |
|                           |   |              |       |           |   |              |       |            |   |               |       | 302      | H | Coppin St.        | 101 43 |
|                           |   |              |       |           |   |              |       |            |   |               |       | 311      | H | Central Conn. St. | 102 52 |
| -----                     |   |              |       |           |   |              |       |            |   |               |       |          |   |                   |        |
| LAST 12 Division I GAMES: |   |              |       |           |   |              |       |            |   |               |       |          |   |                   |        |
| 8                         | H | Bayl or      | 72 83 | 129       | H | Iowa St.     | 57 49 |            |   |               |       |          |   |                   |        |
| 232                       | H | Texas Tech   | 82 52 | 77        | H | Kansas St.   | 52 60 |            |   |               |       |          |   |                   |        |
| 129                       | A | Iowa St.     | 69 59 | 11        | A | Texas        | 58 79 |            |   |               |       |          |   |                   |        |
| 59                        | A | Oklahoma St. | 73 79 | 57        | A | TCU          | 87 82 |            |   |               |       |          |   |                   |        |
| 57                        | H | TCU          | 74 76 | 220       | H | Morehead St. | 66 56 |            |   |               |       |          |   |                   |        |
| 134                       | A | Kansas       | 74 54 | 285       | H | Morgan St.   | 84 41 |            |   |               |       |          |   |                   |        |

Non-Div I Games:

West Virginia



|                   |          |           |                |            |             |               |      |      |       |           |
|-------------------|----------|-----------|----------------|------------|-------------|---------------|------|------|-------|-----------|
| Average RPI Win:  | 214      | WON-LOST  | WINNING        | LAST 10    | STRENGTH OF | OPP. STRENGTH | TEAM | ADJ. | CONF. | ADJ CONF. |
| Average RPI Loss: | 182      | RECORD    | PCT. RANK      | GAMES      | SCHEDULE    | OF SCHEDULE   | RPI  | RPI  | RPI   | RPI       |
| DIV. I ONLY       | 2- 19    | 336       | 0- 8           | 150        | 289         | 323           | 323  | 17   | 17    |           |
| DIV. I NON-CONF.  | 2- 11    | 305       | 0- 2           | 185        | 340         | 316           | 316  | 17   | 17    |           |
| -----             |          |           |                |            |             |               |      |      |       |           |
| TOTALS            | RPI 1-25 | RPI 26-50 | W-L RECORDS    | RPI 51-100 | RPI 101-999 | RPI 201+      |      |      |       |           |
| 2- 19             | 0- 2     | 0- 0      | OVERALL        | 0- 3       | 2- 14       | 1- 9          |      |      |       |           |
| 2- 7              | 0- 0     | 0- 0      | HOME           | 0- 1       | 2- 6        | 1- 4          |      |      |       |           |
| 0- 12             | 0- 2     | 0- 0      | AWAY           | 0- 2       | 0- 8        | 0- 5          |      |      |       |           |
| 0- 0              | 0- 0     | 0- 0      | NEUTRAL        | 0- 0       | 0- 0        | 0- 0          |      |      |       |           |
| 2- 11             | 0- 2     | 0- 0      | NON-CONFERENCE | 0- 0       | 2- 9        | 1- 7          |      |      |       |           |
| 2- 3              | 0- 0     | 0- 0      | HOME           | 0- 0       | 2- 3        | 1- 2          |      |      |       |           |
| 0- 8              | 0- 2     | 0- 0      | AWAY           | 0- 0       | 0- 6        | 0- 5          |      |      |       |           |
| 0- 0              | 0- 0     | 0- 0      | NEUTRAL        | 0- 0       | 0- 0        | 0- 0          |      |      |       |           |
| 0- 8              | 0- 0     | 0- 0      | CONFERENCE     | 0- 3       | 0- 5        | 0- 2          |      |      |       |           |
| 0- 4              | 0- 0     | 0- 0      | HOME           | 0- 1       | 0- 3        | 0- 2          |      |      |       |           |
| 0- 4              | 0- 0     | 0- 0      | AWAY           | 0- 2       | 0- 2        | 0- 0          |      |      |       |           |
| 0- 0              | 0- 0     | 0- 0      | NEUTRAL        | 0- 0       | 0- 0        | 0- 0          |      |      |       |           |

| RPI 1-25                  |   |                |        | RPI 26-50 |   |             |       | RPI 51-100 |   |                    |       | RPI 101+ Team's RPI: 323 |   |                    |       |
|---------------------------|---|----------------|--------|-----------|---|-------------|-------|------------|---|--------------------|-------|--------------------------|---|--------------------|-------|
| RPI                       | S | Opponent       | Score  | RPI       | S | Opponent    | Score | RPI        | S | Opponent           | Score | RPI                      | S | Opponent           | Score |
| 17                        | A | Georgia        | 50 76  |           |   |             |       | 62         | A | Mercer             | 50 72 | 131                      | A | High Point         | 69 75 |
| 19                        | A | South Carolina | 43 101 |           |   |             |       | 94         | A | Chattanooga        | 32 47 | 143                      | A | ETSU               | 50 66 |
|                           |   |                |        |           |   |             |       | 94         | H | Chattanooga        | 41 58 | 151                      | H | Davidson           | 57 70 |
|                           |   |                |        |           |   |             |       |            |   |                    |       | 175                      | H | Furman             | 59 68 |
|                           |   |                |        |           |   |             |       |            |   |                    |       | 184                      | A | Samford            | 54 62 |
|                           |   |                |        |           |   |             |       |            |   |                    |       | 185                      | H | Radford            | 39 27 |
|                           |   |                |        |           |   |             |       |            |   |                    |       | 212                      | A | N. C. A&T          | 59 68 |
|                           |   |                |        |           |   |             |       |            |   |                    |       | 219                      | A | UT Martin          | 54 62 |
|                           |   |                |        |           |   |             |       |            |   |                    |       | 223                      | A | Gardner-Webb       | 67 70 |
|                           |   |                |        |           |   |             |       |            |   |                    |       | 225                      | H | UNCG               | 67 88 |
|                           |   |                |        |           |   |             |       |            |   |                    |       | 242                      | H | UNC Asheville      | 62 52 |
|                           |   |                |        |           |   |             |       |            |   |                    |       | 258                      | A | Campbell           | 51 58 |
|                           |   |                |        |           |   |             |       |            |   |                    |       | 283                      | H | Wofford            | 48 54 |
|                           |   |                |        |           |   |             |       |            |   |                    |       | 291                      | H | Eastern Ky.        | 59 62 |
|                           |   |                |        |           |   |             |       |            |   |                    |       | 334                      | A | South Carolina St. | 45 75 |
|                           |   |                |        |           |   |             |       |            |   |                    |       | 337                      | H | Florida A&M        | 63 80 |
| -----                     |   |                |        |           |   |             |       |            |   |                    |       |                          |   |                    |       |
| LAST 12 Division I GAMES: |   |                |        |           |   |             |       |            |   |                    |       |                          |   |                    |       |
|                           |   |                |        | 94        | H | Chattanooga | 41 58 | 94         | A | Chattanooga        | 32 47 |                          |   |                    |       |
|                           |   |                |        | 225       | H | UNCG        | 67 88 | 143        | A | ETSU               | 50 66 |                          |   |                    |       |
|                           |   |                |        | 62        | A | Mercer      | 50 72 | 223        | A | Gardner-Webb       | 67 70 |                          |   |                    |       |
|                           |   |                |        | 184       | A | Samford     | 54 62 | 131        | A | High Point         | 69 75 |                          |   |                    |       |
|                           |   |                |        | 283       | H | Wofford     | 48 54 | 212        | A | N. C. A&T          | 59 68 |                          |   |                    |       |
|                           |   |                |        | 175       | H | Furman      | 59 68 | 334        | A | South Carolina St. | 45 75 |                          |   |                    |       |

Non-Div I Games: Warren Wilson 114 54 Brevard 79 34

Western Caro.



|                   |          |           |                |            |             |               |      |      |       |           |
|-------------------|----------|-----------|----------------|------------|-------------|---------------|------|------|-------|-----------|
| Average RPI Win:  | 233      | WON-LOST  | WINNING        | LAST 10    | STRENGTH OF | OPP. STRENGTH | TEAM | ADJ. | CONF. | ADJ CONF. |
| Average RPI Loss: | 104      | RECORD    | PCT. RANK      | GAMES      | SCHEDULE    | OF SCHEDULE   | RPI  | RPI  | RPI   | RPI       |
| DIV. I ONLY       | 14- 7    | 79        | 6- 4           | 238        | 169         | 116           | 116  | 14   | 14    |           |
| DIV. I NON-CONF.  | 8- 4     | 87        | 1- 2           | 284        | 172         | 125           | 125  | 16   | 16    |           |
| -----             |          |           |                |            |             |               |      |      |       |           |
| TOTALS            | RPI 1-25 | RPI 26-50 | W-L RECORDS    | RPI 51-100 | RPI 101-999 | RPI 201+      |      |      |       |           |
| 14- 7             | 1- 0     | 0- 1      | OVERALL        | 0- 4       | 13- 2       | 8- 1          |      |      |       |           |
| 7- 2              | 0- 0     | 0- 0      | HOME           | 0- 2       | 7- 0        | 4- 0          |      |      |       |           |
| 7- 5              | 1- 0     | 0- 1      | AWAY           | 0- 2       | 6- 2        | 4- 1          |      |      |       |           |
| 0- 0              | 0- 0     | 0- 0      | NEUTRAL        | 0- 0       | 0- 0        | 0- 0          |      |      |       |           |
| 8- 4              | 1- 0     | 0- 0      | NON-CONFERENCE | 0- 2       | 7- 2        | 4- 1          |      |      |       |           |
| 3- 1              | 0- 0     | 0- 0      | HOME           | 0- 1       | 3- 0        | 2- 0          |      |      |       |           |
| 5- 3              | 1- 0     | 0- 0      | AWAY           | 0- 1       | 4- 2        | 2- 1          |      |      |       |           |
| 0- 0              | 0- 0     | 0- 0      | NEUTRAL        | 0- 0       | 0- 0        | 0- 0          |      |      |       |           |
| 6- 3              | 0- 0     | 0- 1      | CONFERENCE     | 0- 2       | 6- 0        | 4- 0          |      |      |       |           |
| 4- 1              | 0- 0     | 0- 0      | HOME           | 0- 1       | 4- 0        | 2- 0          |      |      |       |           |
| 2- 2              | 0- 0     | 0- 1      | AWAY           | 0- 1       | 2- 0        | 2- 0          |      |      |       |           |
| 0- 0              | 0- 0     | 0- 0      | NEUTRAL        | 0- 0       | 0- 0        | 0- 0          |      |      |       |           |

| RPI 1-25                  |   |          |       | RPI 26-50 |   |                  |        | RPI 51-100 |   |              |        | RPI 101+ |   |                   |        | Team's RPI: 116 |
|---------------------------|---|----------|-------|-----------|---|------------------|--------|------------|---|--------------|--------|----------|---|-------------------|--------|-----------------|
| RPI                       | S | Opponent | Score | RPI       | S | Opponent         | Score  | RPI        | S | Opponent     | Score  | RPI      | S | Opponent          | Score  |                 |
| 25                        | A | Stanford | 71 64 | 44        | A | South Dakota St. | 48 84  | 51         | A | Gonzaga      | 65 80  | 147      | A | Wichita St.       | 78 65  |                 |
|                           |   |          |       |           |   |                  |        | 69         | A | South Dakota | 81 92  | 161      | A | Northern Ill.     | 94 96  |                 |
|                           |   |          |       |           |   |                  |        | 69         | H | South Dakota | 58 82  | 192      | H | Denver            | 118 93 |                 |
|                           |   |          |       |           |   |                  |        | 96         | H | Milwaukee    | 67 77  | 194      | H | Oral Roberts      | 56 49  |                 |
|                           |   |          |       |           |   |                  |        |            |   |              |        | 195      | A | Illinois          | 77 67  |                 |
|                           |   |          |       |           |   |                  |        |            |   |              |        | 200      | H | Southeast Mo. St. | 87 59  |                 |
|                           |   |          |       |           |   |                  |        |            |   |              |        | 235      | A | Omaha             | 90 51  |                 |
|                           |   |          |       |           |   |                  |        |            |   |              |        | 239      | A | Bradley           | 80 87  |                 |
|                           |   |          |       |           |   |                  |        |            |   |              |        | 247      | A | Austin Peay       | 81 68  |                 |
|                           |   |          |       |           |   |                  |        |            |   |              |        | 250      | H | UMKC              | 90 71  |                 |
|                           |   |          |       |           |   |                  |        |            |   |              |        | 266      | H | North Dakota St.  | 97 72  |                 |
|                           |   |          |       |           |   |                  |        |            |   |              |        | 309      | A | Fort Wayne        | 100 64 |                 |
|                           |   |          |       |           |   |                  |        |            |   |              |        | 309      | H | Fort Wayne        | 91 44  |                 |
|                           |   |          |       |           |   |                  |        |            |   |              |        | 346      | A | Chicago St.       | 83 45  |                 |
|                           |   |          |       |           |   |                  |        |            |   |              |        | 346      | H | Chicago St.       | 71 54  |                 |
| -----                     |   |          |       |           |   |                  |        |            |   |              |        |          |   |                   |        |                 |
| LAST 12 Division I GAMES: |   |          |       |           |   |                  |        |            |   |              |        |          |   |                   |        |                 |
|                           |   |          |       | 69        | A | South Dakota     | 81 92  | 194        | H | Oral Roberts | 56 49  |          |   |                   |        |                 |
|                           |   |          |       | 266       | H | North Dakota St. | 97 72  | 69         | H | South Dakota | 58 82  |          |   |                   |        |                 |
|                           |   |          |       | 192       | H | Denver           | 118 93 | 309        | A | Fort Wayne   | 100 64 |          |   |                   |        |                 |
|                           |   |          |       | 44        | A | South Dakota St. | 48 84  | 239        | A | Bradley      | 80 87  |          |   |                   |        |                 |
|                           |   |          |       | 309       | H | Fort Wayne       | 91 44  | 51         | A | Gonzaga      | 65 80  |          |   |                   |        |                 |
|                           |   |          |       | 235       | A | Omaha            | 90 51  | 25         | A | Stanford     | 71 64  |          |   |                   |        |                 |

Non-Div I Games: Illinois Col. 122 40 William Woods 96 57

Western Ill.



|                   |          |           |                |            |             |               |      |      |       |           |
|-------------------|----------|-----------|----------------|------------|-------------|---------------|------|------|-------|-----------|
| Average RPI Win:  | 206      | WON-LOST  | WINNING        | LAST 10    | STRENGTH OF | OPP. STRENGTH | TEAM | ADJ. | CONF. | ADJ CONF. |
| Average RPI Loss: | 44       | RECORD    | PCT. RANK      | GAMES      | SCHEDULE    | OF SCHEDULE   | RPI  | RPI  | RPI   | RPI       |
| DIV. I ONLY       | 15- 5    | 49        | 7- 2           | 101        | 121         | 46            | 46   | 18   | 18    |           |
| DIV. I NON-CONF.  | 8- 4     | 87        | 2- 1           | 62         | 31          | 43            | 43   | 19   | 19    |           |
| -----             |          |           |                |            |             |               |      |      |       |           |
| TOTALS            | RPI 1-25 | RPI 26-50 | W-L RECORDS    | RPI 51-100 | RPI 101-999 | RPI 201+      |      |      |       |           |
| 15- 5             | 1- 1     | 0- 2      | OVERALL        | 2- 2       | 12- 0       | 7- 0          |      |      |       |           |
| 6- 1              | 0- 1     | 0- 0      | HOME           | 0- 0       | 6- 0        | 4- 0          |      |      |       |           |
| 5- 4              | 0- 0     | 0- 2      | AWAY           | 0- 2       | 5- 0        | 3- 0          |      |      |       |           |
| 4- 0              | 1- 0     | 0- 0      | NEUTRAL        | 2- 0       | 1- 0        | 0- 0          |      |      |       |           |
| 8- 4              | 1- 1     | 0- 2      | NON-CONFERENCE | 2- 1       | 5- 0        | 3- 0          |      |      |       |           |
| 2- 1              | 0- 1     | 0- 0      | HOME           | 0- 0       | 2- 0        | 2- 0          |      |      |       |           |
| 2- 3              | 0- 0     | 0- 2      | AWAY           | 0- 1       | 2- 0        | 1- 0          |      |      |       |           |
| 4- 0              | 1- 0     | 0- 0      | NEUTRAL        | 2- 0       | 1- 0        | 0- 0          |      |      |       |           |
| 7- 1              | 0- 0     | 0- 0      | CONFERENCE     | 0- 1       | 7- 0        | 4- 0          |      |      |       |           |
| 4- 0              | 0- 0     | 0- 0      | HOME           | 0- 0       | 4- 0        | 2- 0          |      |      |       |           |
| 3- 1              | 0- 0     | 0- 0      | AWAY           | 0- 1       | 3- 0        | 2- 0          |      |      |       |           |
| 0- 0              | 0- 0     | 0- 0      | NEUTRAL        | 0- 0       | 0- 0        | 0- 0          |      |      |       |           |

| RPI 1-25                  |   |                |        | RPI 26-50 |   |                  |        | RPI 51-100 |   |          |       | RPI 101+ |   |                  |        |
|---------------------------|---|----------------|--------|-----------|---|------------------|--------|------------|---|----------|-------|----------|---|------------------|--------|
| RPI                       | S | Opponent       | Score  | RPI       | S | Opponent         | Score  | RPI        | S | Opponent | Score | RPI      | S | Opponent         | Score  |
| 2                         | H | Notre Dame     | 65 78  | 26        | A | Iowa             | 97 104 | 58         | N | Toledo   | 70 56 | 130      | H | Middle Tenn.     | 57 43  |
| 15                        | N | Missouri       | 79 76  | 34        | A | Ball St.         | 81 93  | 62         | N | Mercer   | 67 62 | 136      | A | Southern Ill.    | 75 49  |
|                           |   |                |        |           |   |                  |        | 72         | A | Indiana  | 71 73 | 165      | H | Southern Miss.   | 81 60  |
|                           |   |                |        |           |   |                  |        | 84         | A | UAB      | 61 79 | 169      | N | Stetson          | 66 58  |
|                           |   |                |        |           |   |                  |        |            |   |          |       | 189      | A | Louisiana Tech   | 74 64  |
|                           |   |                |        |           |   |                  |        |            |   |          |       | 238      | A | North Texas      | 79 65  |
|                           |   |                |        |           |   |                  |        |            |   |          |       | 287      | H | FIU              | 101 47 |
|                           |   |                |        |           |   |                  |        |            |   |          |       | 315      | A | Georgia St.      | 74 63  |
|                           |   |                |        |           |   |                  |        |            |   |          |       | 316      | H | UTSA             | 73 38  |
|                           |   |                |        |           |   |                  |        |            |   |          |       | 325      | A | Marshall         | 86 66  |
|                           |   |                |        |           |   |                  |        |            |   |          |       | 339      | H | Mississippi Val. | 87 48  |
|                           |   |                |        |           |   |                  |        |            |   |          |       | 347      | H | Evansville       | 92 54  |
| -----                     |   |                |        |           |   |                  |        |            |   |          |       |          |   |                  |        |
| LAST 12 Division I GAMES: |   |                |        |           |   |                  |        |            |   |          |       |          |   |                  |        |
| 189                       | A | Louisiana Tech | 74 64  | 165       | H | Southern Miss.   | 81 60  |            |   |          |       |          |   |                  |        |
| 238                       | A | North Texas    | 79 65  | 130       | H | Middle Tenn.     | 57 43  |            |   |          |       |          |   |                  |        |
| 325                       | A | Marshall       | 86 66  | 34        | A | Ball St.         | 81 93  |            |   |          |       |          |   |                  |        |
| 316                       | H | UTSA           | 73 38  | 58        | N | Toledo           | 70 56  |            |   |          |       |          |   |                  |        |
| 84                        | A | UAB            | 61 79  | 169       | N | Stetson          | 66 58  |            |   |          |       |          |   |                  |        |
| 287                       | H | FIU            | 101 47 | 339       | H | Mississippi Val. | 87 48  |            |   |          |       |          |   |                  |        |

Non-Div I Games: Lee 88 64

Western Ky.



Average RPI Win: 195

Average RPI Loss: 64

WON-LOST  
RECORDWINNING  
PCT. RANKLAST 10  
GAMESSTRENGTH OF  
SCHEDULEOPP. STRENGTH  
OF SCHEDULETEAM  
RPIADJ.  
RPICONF.  
RPIADJ CONF.  
RPIDIV. I ONLY  
DIV. I NON-CONF.9- 10  
4- 5198  
2025- 5  
0- 091  
15558  
33111  
124111  
1247  
87  
8

TOTALS

RPI 1-25

RPI 26-50

W-L RECORDS

RPI 51-100

RPI 101-999

RPI 201+

9- 10

0- 2

0- 2

OVERALL

0- 5

9- 1

4- 1

4- 2

0- 0

0- 0

HOME

0- 2

4- 0

1- 0

4- 6

0- 1

0- 2

AWAY

0- 2

4- 1

3- 1

1- 2

0- 1

0- 0

NEUTRAL

0- 1

1- 0

0- 0

4- 5

0- 1

0- 1

NON-CONFERENCE

0- 3

4- 0

3- 0

1- 0

0- 0

0- 0

HOME

0- 0

1- 0

1- 0

2- 3

0- 0

0- 1

AWAY

0- 2

2- 0

2- 0

1- 2

0- 1

0- 0

NEUTRAL

0- 1

1- 0

0- 0

5- 5

0- 1

0- 1

CONFERENCE

0- 2

5- 1

1- 1

3- 2

0- 0

0- 0

HOME

0- 2

3- 0

0- 0

2- 3

0- 1

0- 1

AWAY

0- 0

2- 1

1- 1

0- 0

0- 0

0- 0

NEUTRAL

0- 0

0- 0

0- 0

RPI 1-25

RPI 26-50

RPI 51-100

RPI 101+

Team's RPI: 111

| RPI | S | Opponent | Score |
|-----|---|----------|-------|
| 18  | N | Rutgers  | 64 75 |
| 24  | A | Buffalo  | 49 71 |

| RPI | S | Opponent      | Score |
|-----|---|---------------|-------|
| 26  | A | Iowa          | 56 79 |
| 30  | A | Central Mich. | 70 74 |

| RPI | S | Opponent        | Score |
|-----|---|-----------------|-------|
| 54  | A | Michigan St.    | 62 65 |
| 58  | H | Toledo          | 73 78 |
| 60  | N | St. John's (NY) | 48 76 |
| 75  | A | New Mexico      | 76 88 |
| 81  | H | Ohio            | 54 69 |

| RPI | S | Opponent       | Score |
|-----|---|----------------|-------|
| 103 | H | Miami (OH)     | 81 70 |
| 125 | A | Kent St.       | 66 61 |
| 143 | N | ETSU           | 87 79 |
| 156 | H | Bowling Green  | 67 58 |
| 161 | H | Northern Ill.  | 88 83 |
| 213 | A | Eastern Mich.  | 67 69 |
| 214 | A | Akron          | 59 51 |
| 248 | A | New Mexico St. | 64 55 |
| 293 | H | Detroit Mercy  | 74 62 |
| 310 | A | Loyola Chicago | 65 47 |

LAST 12 Division I GAMES:

|     |   |               |       |     |   |               |       |
|-----|---|---------------|-------|-----|---|---------------|-------|
| 58  | H | Toledo        | 73 78 | 161 | H | Northern Ill. | 88 83 |
| 30  | A | Central Mich. | 70 74 | 125 | A | Kent St.      | 66 61 |
| 214 | A | Akron         | 59 51 | 24  | A | Buffalo       | 49 71 |
| 103 | H | Miami (OH)    | 81 70 | 156 | H | Bowling Green | 67 58 |
| 213 | A | Eastern Mich. | 67 69 | 293 | H | Detroit Mercy | 74 62 |
| 81  | H | Ohio          | 54 69 | 54  | A | Michigan St.  | 62 65 |

Non-Div I Games:

Goshen

87 36

Kentucky St.

85 50

Olivet

86 37

Western Mich.

■ Loss, 
 ■ Non-Conf, 
 ■ S Site, 
 ■ Home 
 ■ A Away 
 N Neutral



|                   |          |           |                |            |             |               |      |      |       |           |
|-------------------|----------|-----------|----------------|------------|-------------|---------------|------|------|-------|-----------|
| Average RPI Win:  | 185      | WON-LOST  | WINNING        | LAST 10    | STRENGTH OF | OPP. STRENGTH | TEAM | ADJ. | CONF. | ADJ CONF. |
| Average RPI Loss: | 94       | RECORD    | PCT. RANK      | GAMES      | SCHEDULE    | OF SCHEDULE   | RPI  | RPI  | RPI   | RPI       |
| DIV. I ONLY       | 10- 13   | 216       | 5- 5           | 91         | 77          | 147           | 147  | 8    | 8     |           |
| DIV. I NON-CONF.  | 5- 9     | 238       | 2- 1           | 86         | 100         | 200           | 200  | 7    | 7     |           |
| -----             |          |           |                |            |             |               |      |      |       |           |
| TOTALS            | RPI 1-25 | RPI 26-50 | W-L RECORDS    | RPI 51-100 | RPI 101-999 | RPI 201+      |      |      |       |           |
| 10- 13            | 0- 1     | 1- 4      | OVERALL        | 1- 3       | 8- 5        | 4- 1          |      |      |       |           |
| 7- 3              | 0- 0     | 1- 0      | HOME           | 0- 1       | 6- 2        | 4- 0          |      |      |       |           |
| 2- 9              | 0- 1     | 0- 4      | AWAY           | 1- 2       | 1- 2        | 0- 1          |      |      |       |           |
| 1- 1              | 0- 0     | 0- 0      | NEUTRAL        | 0- 0       | 1- 1        | 0- 0          |      |      |       |           |
| 5- 9              | 0- 1     | 0- 2      | NON-CONFERENCE | 0- 3       | 5- 3        | 3- 0          |      |      |       |           |
| 4- 2              | 0- 0     | 0- 0      | HOME           | 0- 1       | 4- 1        | 3- 0          |      |      |       |           |
| 0- 6              | 0- 1     | 0- 2      | AWAY           | 0- 2       | 0- 1        | 0- 0          |      |      |       |           |
| 1- 1              | 0- 0     | 0- 0      | NEUTRAL        | 0- 0       | 1- 1        | 0- 0          |      |      |       |           |
| 5- 4              | 0- 0     | 1- 2      | CONFERENCE     | 1- 0       | 3- 2        | 1- 1          |      |      |       |           |
| 3- 1              | 0- 0     | 1- 0      | HOME           | 0- 0       | 2- 1        | 1- 0          |      |      |       |           |
| 2- 3              | 0- 0     | 0- 2      | AWAY           | 1- 0       | 1- 1        | 0- 1          |      |      |       |           |
| 0- 0              | 0- 0     | 0- 0      | NEUTRAL        | 0- 0       | 0- 0        | 0- 0          |      |      |       |           |

| RPI 1-25                  |   |               |       | RPI 26-50 |   |                  |       | RPI 51-100 |   |              |       | RPI 101+ Team's RPI: 147 |   |               |       |
|---------------------------|---|---------------|-------|-----------|---|------------------|-------|------------|---|--------------|-------|--------------------------|---|---------------|-------|
| RPI                       | S | Opponent      | Score | RPI       | S | Opponent         | Score | RPI        | S | Opponent     | Score | RPI                      | S | Opponent      | Score |
| 9                         | A | Tennessee     | 56 68 | 29        | H | South Fla.       | 64 56 | 59         | A | Oklahoma St. | 67 91 | 116                      | H | Western Ill.  | 65 78 |
|                           |   |               |       | 43        | A | UCF              | 53 59 | 69         | H | South Dakota | 48 62 | 128                      | A | Missouri St.  | 71 94 |
|                           |   |               |       | 44        | A | South Dakota St. | 64 96 | 75         | A | New Mexico   | 62 76 | 128                      | H | Missouri St.  | 72 58 |
|                           |   |               |       | 45        | A | Creighton        | 61 66 | 92         | A | Tulane       | 64 56 | 162                      | H | Tulsa         | 62 67 |
|                           |   |               |       | 49        | A | Houston          | 55 73 |            |   |              |       | 168                      | N | UC Irvine     | 76 53 |
|                           |   |               |       |           |   |                  |       |            |   |              |       | 178                      | A | Memphis       | 77 64 |
|                           |   |               |       |           |   |                  |       |            |   |              |       | 178                      | H | Memphis       | 69 61 |
|                           |   |               |       |           |   |                  |       |            |   |              |       | 195                      | N | Illinois      | 67 68 |
|                           |   |               |       |           |   |                  |       |            |   |              |       | 215                      | H | SMU           | 66 43 |
|                           |   |               |       |           |   |                  |       |            |   |              |       | 222                      | A | East Carolina | 67 77 |
|                           |   |               |       |           |   |                  |       |            |   |              |       | 250                      | H | UMKC          | 72 63 |
|                           |   |               |       |           |   |                  |       |            |   |              |       | 270                      | H | Alcorn        | 87 46 |
|                           |   |               |       |           |   |                  |       |            |   |              |       | 346                      | H | Chicago St.   | 66 63 |
| -----                     |   |               |       |           |   |                  |       |            |   |              |       |                          |   |               |       |
| LAST 12 Division I GAMES: |   |               |       |           |   |                  |       |            |   |              |       |                          |   |               |       |
| 222                       | A | East Carolina | 67 77 | 43        | A | UCF              | 53 59 |            |   |              |       |                          |   |               |       |
| 178                       | A | Memphis       | 77 64 | 49        | A | Houston          | 55 73 |            |   |              |       |                          |   |               |       |
| 29                        | H | South Fla.    | 64 56 | 162       | H | Tulsa            | 62 67 |            |   |              |       |                          |   |               |       |
| 215                       | H | SMU           | 66 43 | 44        | A | South Dakota St. | 64 96 |            |   |              |       |                          |   |               |       |
| 92                        | A | Tulane        | 64 56 | 270       | H | Alcorn           | 87 46 |            |   |              |       |                          |   |               |       |
| 178                       | H | Memphis       | 69 61 | 346       | H | Chicago St.      | 66 63 |            |   |              |       |                          |   |               |       |

Non-Div I Games:

Wichita St.



|                   |          |           |                |            |             |               |      |      |       |           |
|-------------------|----------|-----------|----------------|------------|-------------|---------------|------|------|-------|-----------|
| Average RPI Win:  | 227      | WON-LOST  | WINNING        | LAST 10    | STRENGTH OF | OPP. STRENGTH | TEAM | ADJ. | CONF. | ADJ CONF. |
| Average RPI Loss: | 159      | RECORD    | PCT. RANK      | GAMES      | SCHEDULE    | OF SCHEDULE   | RPI  | RPI  | RPI   | RPI       |
| DIV. I ONLY       | 14- 6    | 69        | 5- 5           | 283        | 181         | 137           | 137  | 10   | 10    |           |
| DIV. I NON-CONF.  | 9- 2     | 34        | 2- 1           | 292        | 220         | 108           | 108  | 12   | 12    |           |
| -----             |          |           |                |            |             |               |      |      |       |           |
| TOTALS            | RPI 1-25 | RPI 26-50 | W-L RECORDS    | RPI 51-100 | RPI 101-999 | RPI 201+      |      |      |       |           |
| 14- 6             | 0- 0     | 0- 1      | OVERALL        | 1- 1       | 13- 4       | 11- 3         |      |      |       |           |
| 8- 3              | 0- 0     | 0- 1      | HOME           | 1- 0       | 7- 2        | 6- 2          |      |      |       |           |
| 6- 3              | 0- 0     | 0- 0      | AWAY           | 0- 1       | 6- 2        | 5- 1          |      |      |       |           |
| 0- 0              | 0- 0     | 0- 0      | NEUTRAL        | 0- 0       | 0- 0        | 0- 0          |      |      |       |           |
| 9- 2              | 0- 0     | 0- 0      | NON-CONFERENCE | 0- 1       | 9- 1        | 7- 1          |      |      |       |           |
| 5- 1              | 0- 0     | 0- 0      | HOME           | 0- 0       | 5- 1        | 4- 1          |      |      |       |           |
| 4- 1              | 0- 0     | 0- 0      | AWAY           | 0- 1       | 4- 0        | 3- 0          |      |      |       |           |
| 0- 0              | 0- 0     | 0- 0      | NEUTRAL        | 0- 0       | 0- 0        | 0- 0          |      |      |       |           |
| 5- 4              | 0- 0     | 0- 1      | CONFERENCE     | 1- 0       | 4- 3        | 4- 2          |      |      |       |           |
| 3- 2              | 0- 0     | 0- 1      | HOME           | 1- 0       | 2- 1        | 2- 1          |      |      |       |           |
| 2- 2              | 0- 0     | 0- 0      | AWAY           | 0- 0       | 2- 2        | 2- 1          |      |      |       |           |
| 0- 0              | 0- 0     | 0- 0      | NEUTRAL        | 0- 0       | 0- 0        | 0- 0          |      |      |       |           |

| RPI                       | S | Opponent           | Score | RPI | S | Opponent        | Score | RPI | S | Opponent     | Score | RPI | S | Opponent           | Score |
|---------------------------|---|--------------------|-------|-----|---|-----------------|-------|-----|---|--------------|-------|-----|---|--------------------|-------|
| 47                        | H | Drexel             | 58 65 | 60  | A | St. John's (NY) | 81 92 | 73  | H | Elon         | 81 75 | 145 | A | Saint Francis (PA) | 92 86 |
|                           |   |                    |       |     |   |                 |       |     |   |              |       | 151 | H | Davidson           | 73 55 |
|                           |   |                    |       |     |   |                 |       |     |   |              |       | 155 | A | Northeastern       | 46 64 |
|                           |   |                    |       |     |   |                 |       |     |   |              |       | 204 | A | Hofstra            | 54 65 |
|                           |   |                    |       |     |   |                 |       |     |   |              |       | 204 | H | Hofstra            | 63 53 |
|                           |   |                    |       |     |   |                 |       |     |   |              |       | 206 | H | Norfolk St.        | 74 80 |
|                           |   |                    |       |     |   |                 |       |     |   |              |       | 217 | A | Richmond           | 78 64 |
|                           |   |                    |       |     |   |                 |       |     |   |              |       | 222 | A | East Carolina      | 71 65 |
|                           |   |                    |       |     |   |                 |       |     |   |              |       | 240 | H | Loyola Maryland    | 70 49 |
|                           |   |                    |       |     |   |                 |       |     |   |              |       | 249 | A | Howard             | 83 71 |
|                           |   |                    |       |     |   |                 |       |     |   |              |       | 255 | A | Col. of Charleston | 68 54 |
|                           |   |                    |       |     |   |                 |       |     |   |              |       | 255 | H | Col. of Charleston | 79 66 |
|                           |   |                    |       |     |   |                 |       |     |   |              |       | 259 | H | Fairfield          | 57 47 |
|                           |   |                    |       |     |   |                 |       |     |   |              |       | 278 | A | UNCW               | 66 53 |
|                           |   |                    |       |     |   |                 |       |     |   |              |       | 281 | H | Towson             | 66 67 |
|                           |   |                    |       |     |   |                 |       |     |   |              |       | 313 | H | USC Upstate        | 83 63 |
|                           |   |                    |       |     |   |                 |       |     |   |              |       | 318 | H | Old Dominion       | 75 58 |
| LAST 12 Division I GAMES: |   |                    |       |     |   |                 |       |     |   |              |       |     |   |                    |       |
| 204                       | H | Hofstra            | 63 53 | 47  | H | Drexel          | 58 65 | 278 | A | UNCW         | 66 53 | 255 | A | Col. of Charleston | 68 54 |
| 255                       | H | Col. of Charleston | 79 66 | 206 | H | Norfolk St.     | 74 80 | 318 | H | Old Dominion | 75 58 | 281 | H | Towson             | 66 67 |
| 155                       | A | Northeastern       | 46 64 | 313 | H | USC Upstate     | 83 63 |     |   |              |       |     |   |                    |       |
| 204                       | A | Hofstra            | 54 65 |     |   |                 |       |     |   |              |       |     |   |                    |       |
| 73                        | H | Elon               | 81 75 |     |   |                 |       |     |   |              |       |     |   |                    |       |
| 281                       | H | Towson             | 66 67 |     |   |                 |       |     |   |              |       |     |   |                    |       |

Non-Div I Games:

William &amp; Mary



|                   |          |           |                |            |             |               |      |      |       |           |
|-------------------|----------|-----------|----------------|------------|-------------|---------------|------|------|-------|-----------|
| Average RPI Win:  | 349      | WON-LOST  | WINNING        | LAST 10    | STRENGTH OF | OPP. STRENGTH | TEAM | ADJ. | CONF. | ADJ CONF. |
| Average RPI Loss: | 198      | RECORD    | PCT. RANK      | GAMES      | SCHEDULE    | OF SCHEDULE   | RPI  | RPI  | RPI   | RPI       |
| DIV. I ONLY       | 1- 18    | 343       | 1- 9           | 250        | 309         | 342           | 342  | 28   | 28    |           |
| DIV. I NON-CONF.  | 0- 10    | 337       | 0- 3           | 226        | 250         | 342           | 342  | 28   | 28    |           |
| <hr/>             |          |           |                |            |             |               |      |      |       |           |
| TOTALS            | RPI 1-25 | RPI 26-50 | W-L RECORDS    | RPI 51-100 | RPI 101-999 | RPI 201+      |      |      |       |           |
| 1- 18             | 0- 1     | 0- 0      | OVERALL        | 0- 3       | 1- 14       | 1- 10         |      |      |       |           |
| 1- 8              | 0- 0     | 0- 0      | HOME           | 0- 1       | 1- 7        | 1- 5          |      |      |       |           |
| 0- 10             | 0- 1     | 0- 0      | AWAY           | 0- 2       | 0- 7        | 0- 5          |      |      |       |           |
| 0- 0              | 0- 0     | 0- 0      | NEUTRAL        | 0- 0       | 0- 0        | 0- 0          |      |      |       |           |
| 0- 10             | 0- 1     | 0- 0      | NON-CONFERENCE | 0- 3       | 0- 6        | 0- 5          |      |      |       |           |
| 0- 4              | 0- 0     | 0- 0      | HOME           | 0- 1       | 0- 3        | 0- 2          |      |      |       |           |
| 0- 6              | 0- 1     | 0- 0      | AWAY           | 0- 2       | 0- 3        | 0- 3          |      |      |       |           |
| 0- 0              | 0- 0     | 0- 0      | NEUTRAL        | 0- 0       | 0- 0        | 0- 0          |      |      |       |           |
| 1- 8              | 0- 0     | 0- 0      | CONFERENCE     | 0- 0       | 1- 8        | 1- 5          |      |      |       |           |
| 1- 4              | 0- 0     | 0- 0      | HOME           | 0- 0       | 1- 4        | 1- 3          |      |      |       |           |
| 0- 4              | 0- 0     | 0- 0      | AWAY           | 0- 0       | 0- 4        | 0- 2          |      |      |       |           |
| 0- 0              | 0- 0     | 0- 0      | NEUTRAL        | 0- 0       | 0- 0        | 0- 0          |      |      |       |           |

| RPI 1-25                  |   |                |        | RPI 26-50 |   |                |        | RPI 51-100 |   |          |       | RPI 101+ Team's RPI: 342 |   |                    |       |
|---------------------------|---|----------------|--------|-----------|---|----------------|--------|------------|---|----------|-------|--------------------------|---|--------------------|-------|
| RPI                       | S | Opponent       | Score  | RPI       | S | Opponent       | Score  | RPI        | S | Opponent | Score | RPI                      | S | Opponent           | Score |
| 14                        | A | Duke           | 30 101 |           |   |                |        | 53         | H | Duquesne | 54 81 | 110                      | A | Liberty            | 37 63 |
|                           |   |                |        |           |   |                |        | 62         | A | Mercer   | 45 93 | 131                      | H | High Point         | 58 79 |
|                           |   |                |        |           |   |                |        | 73         | A | Elon     | 37 98 | 143                      | H | ETSU               | 63 74 |
|                           |   |                |        |           |   |                |        |            |   |          |       | 185                      | A | Radford            | 52 78 |
|                           |   |                |        |           |   |                |        |            |   |          |       | 214                      | A | Akron              | 43 69 |
|                           |   |                |        |           |   |                |        |            |   |          |       | 223                      | H | Gardner-Webb       | 59 66 |
|                           |   |                |        |           |   |                |        |            |   |          |       | 242                      | H | UNC Asheville      | 48 70 |
|                           |   |                |        |           |   |                |        |            |   |          |       | 256                      | A | Presbyterian       | 45 78 |
|                           |   |                |        |           |   |                |        |            |   |          |       | 258                      | H | Campbell           | 48 72 |
|                           |   |                |        |           |   |                |        |            |   |          |       | 283                      | H | Wofford            | 68 73 |
|                           |   |                |        |           |   |                |        |            |   |          |       | 322                      | A | Charleston So.     | 45 81 |
|                           |   |                |        |           |   |                |        |            |   |          |       | 325                      | A | Marshall           | 40 70 |
|                           |   |                |        |           |   |                |        |            |   |          |       | 330                      | A | Tennessee Tech     | 41 70 |
|                           |   |                |        |           |   |                |        |            |   |          |       | 334                      | H | South Carolina St. | 37 65 |
|                           |   |                |        |           |   |                |        |            |   |          |       | 349                      | H | Longwood           | 69 60 |
| <hr/>                     |   |                |        |           |   |                |        |            |   |          |       |                          |   |                    |       |
| LAST 12 Division I GAMES: |   |                |        |           |   |                |        |            |   |          |       |                          |   |                    |       |
| 349                       | H | Longwood       | 69 60  | 110       | A | Liberty        | 37 63  |            |   |          |       |                          |   |                    |       |
| 223                       | H | Gardner-Webb   | 59 66  | 258       | H | Campbell       | 48 72  |            |   |          |       |                          |   |                    |       |
| 256                       | A | Presbyterian   | 45 78  | 185       | A | Radford        | 52 78  |            |   |          |       |                          |   |                    |       |
| 242                       | H | UNC Asheville  | 48 70  | 330       | A | Tennessee Tech | 41 70  |            |   |          |       |                          |   |                    |       |
| 322                       | A | Charleston So. | 45 81  | 62        | A | Mercer         | 45 93  |            |   |          |       |                          |   |                    |       |
| 131                       | H | High Point     | 58 79  | 14        | A | Duke           | 30 101 |            |   |          |       |                          |   |                    |       |

Non-Div I Games: N.C. Wesleyan 94 50

Winthrop



W  
i  
s  
c  
o  
n  
s  
i  
n

| Wisconsin        |          |     |           | Through Games Of Feb. 1, 2018 |                |             |               |      |             |       |           |
|------------------|----------|-----|-----------|-------------------------------|----------------|-------------|---------------|------|-------------|-------|-----------|
| Average RPI      | Win:     | 208 | WON-LOST  | WINNING                       | LAST 10        | STRENGTH OF | OPP. STRENGTH | TEAM | ADJ.        | CONF. | ADJ CONF. |
| Average RPI      | Loss:    | 61  | RECORD    | PCT. RANK                     | GAMES          | SCHEDULE    | OF SCHEDULE   | RPI  | RPI         | RPI   | RPI       |
| DIV. I ONLY      |          |     | 9- 15     | 247                           | 2- 8           | 76          | 46            | 180  | 180         | 3     | 3         |
| DIV. I NON-CONF. |          |     | 7- 6      | 165                           | 0- 1           | 178         | 63            | 154  | 154         | 4     | 4         |
| -----            |          |     |           |                               |                |             |               |      |             |       |           |
| TOTALS           | RPI 1-25 |     | RPI 26-50 |                               | W-L RECORDS    |             | RPI 51-100    |      | RPI 101-999 |       | RPI 201+  |
| 9- 15            | 0- 3     |     | 0- 6      |                               | OVERALL        |             | 0- 4          |      | 9- 2        |       | 3- 0      |
| 6- 7             | 0- 2     |     | 0- 3      |                               | HOME           |             | 0- 2          |      | 6- 0        |       | 3- 0      |
| 2- 7             | 0- 1     |     | 0- 2      |                               | AWAY           |             | 0- 2          |      | 2- 2        |       | 0- 0      |
| 1- 1             | 0- 0     |     | 0- 1      |                               | NEUTRAL        |             | 0- 0          |      | 1- 0        |       | 0- 0      |
| 7- 6             | 0- 2     |     | 0- 1      |                               | NON-CONFERENCE |             | 0- 2          |      | 7- 1        |       | 3- 0      |
| 5- 2             | 0- 1     |     | 0- 0      |                               | HOME           |             | 0- 1          |      | 5- 0        |       | 3- 0      |
| 1- 3             | 0- 1     |     | 0- 0      |                               | AWAY           |             | 0- 1          |      | 1- 1        |       | 0- 0      |
| 1- 1             | 0- 0     |     | 0- 1      |                               | NEUTRAL        |             | 0- 0          |      | 1- 0        |       | 0- 0      |
| 2- 9             | 0- 1     |     | 0- 5      |                               | CONFERENCE     |             | 0- 2          |      | 2- 1        |       | 0- 0      |
| 1- 5             | 0- 1     |     | 0- 3      |                               | HOME           |             | 0- 1          |      | 1- 0        |       | 0- 0      |
| 1- 4             | 0- 0     |     | 0- 2      |                               | AWAY           |             | 0- 1          |      | 1- 1        |       | 0- 0      |
| 0- 0             | 0- 0     |     | 0- 0      |                               | NEUTRAL        |             | 0- 0          |      | 0- 0        |       | 0- 0      |

| RPI 1-25                  |   |           |       | RPI 26-50 |   |              |       | RPI 51-100 |   |              |       | RPI 101+ Team's RPI: 180 |   |                   |       |
|---------------------------|---|-----------|-------|-----------|---|--------------|-------|------------|---|--------------|-------|--------------------------|---|-------------------|-------|
| RPI                       | S | Opponent  | Score | RPI       | S | Opponent     | Score | RPI        | S | Opponent     | Score | RPI                      | S | Opponent          | Score |
| 16                        | H | Green Bay | 34 67 | 26        | H | Iowa         | 46 56 | 72         | A | Indiana      | 55 69 | 114                      | A | George Washington | 46 61 |
| 20                        | H | Maryland  | 44 71 | 32        | H | Michigan     | 57 80 | 80         | H | Penn St.     | 62 69 | 118                      | N | Vanderbilt        | 73 71 |
| 21                        | A | Marquette | 65 88 | 35        | N | Syracuse     | 74 77 | 88         | A | Butler       | 62 69 | 140                      | A | Pittsburgh        | 58 57 |
|                           |   |           |       | 37        | A | Purdue       | 35 57 | 96         | H | Wisconsin    | 64 67 | 174                      | H | Charlotte         | 80 66 |
|                           |   |           |       | 50        | A | Minnesota    | 65 90 |            |   |              |       | 177                      | A | Northwestern      | 60 69 |
|                           |   |           |       | 50        | H | Minnesota    | 61 71 |            |   |              |       | 177                      | H | Northwestern      | 58 46 |
|                           |   |           |       |           |   |              |       |            |   |              |       |                          |   |                   |       |
| LAST 12 Division I GAMES: |   |           |       |           |   |              |       |            |   |              |       |                          |   |                   |       |
|                           |   |           |       | 50        | H | Minnesota    | 61 71 | 177        | A | Northwestern | 60 69 |                          |   |                   |       |
|                           |   |           |       | 195       | A | Illinois     | 70 61 | 20         | H | Maryland     | 44 71 |                          |   |                   |       |
|                           |   |           |       | 72        | A | Indiana      | 55 69 | 32         | H | Michigan     | 57 80 |                          |   |                   |       |
|                           |   |           |       | 177       | H | Northwestern | 58 46 | 37         | A | Purdue       | 35 57 |                          |   |                   |       |
|                           |   |           |       | 50        | A | Minnesota    | 65 90 | 26         | H | Iowa         | 46 56 |                          |   |                   |       |
|                           |   |           |       | 80        | H | Penn St.     | 62 69 | 96         | H | Wisconsin    | 64 67 |                          |   |                   |       |

Non-Div I Games:

Wisconsin

W  
i  
s  
c  
o  
n  
s  
i  
n



|                   |          |           |                |            |             |               |      |      |       |           |
|-------------------|----------|-----------|----------------|------------|-------------|---------------|------|------|-------|-----------|
| Average RPI Win:  | 261      | WON-LOST  | WINNING        | LAST 10    | STRENGTH OF | OPP. STRENGTH | TEAM | ADJ. | CONF. | ADJ CONF. |
| Average RPI Loss: | 179      | RECORD    | PCT. RANK      | GAMES      | SCHEDULE    | OF SCHEDULE   | RPI  | RPI  | RPI   | RPI       |
| DIV. I ONLY       | 7- 13    | 258       | 4- 5           | 273        | 216         | 283           | 283  | 17   | 17    |           |
| DIV. I NON-CONF.  | 4- 8     | 239       | 1- 2           | 310        | 308         | 305           | 305  | 17   | 17    |           |
| -----             |          |           |                |            |             |               |      |      |       |           |
| TOTALS            | RPI 1-25 | RPI 26-50 | W-L RECORDS    | RPI 51-100 | RPI 101-999 | RPI 201+      |      |      |       |           |
| 7- 13             | 0- 2     | 0- 0      | OVERALL        | 0- 2       | 7- 9        | 5- 7          |      |      |       |           |
| 5- 6              | 0- 0     | 0- 0      | HOME           | 0- 2       | 5- 4        | 3- 3          |      |      |       |           |
| 2- 7              | 0- 2     | 0- 0      | AWAY           | 0- 0       | 2- 5        | 2- 4          |      |      |       |           |
| 0- 0              | 0- 0     | 0- 0      | NEUTRAL        | 0- 0       | 0- 0        | 0- 0          |      |      |       |           |
| 4- 8              | 0- 2     | 0- 0      | NON-CONFERENCE | 0- 0       | 4- 6        | 4- 6          |      |      |       |           |
| 3- 3              | 0- 0     | 0- 0      | HOME           | 0- 0       | 3- 3        | 3- 3          |      |      |       |           |
| 1- 5              | 0- 2     | 0- 0      | AWAY           | 0- 0       | 1- 3        | 1- 3          |      |      |       |           |
| 0- 0              | 0- 0     | 0- 0      | NEUTRAL        | 0- 0       | 0- 0        | 0- 0          |      |      |       |           |
| 3- 5              | 0- 0     | 0- 0      | CONFERENCE     | 0- 2       | 3- 3        | 1- 1          |      |      |       |           |
| 2- 3              | 0- 0     | 0- 0      | HOME           | 0- 2       | 2- 1        | 0- 0          |      |      |       |           |
| 1- 2              | 0- 0     | 0- 0      | AWAY           | 0- 0       | 1- 2        | 1- 1          |      |      |       |           |
| 0- 0              | 0- 0     | 0- 0      | NEUTRAL        | 0- 0       | 0- 0        | 0- 0          |      |      |       |           |

| RPI 1-25 |   |                |       | RPI 26-50 |   |          |       | RPI 51-100 |   |             |       | RPI 101+ |   |          |       | Team's RPI: 283 |  |
|----------|---|----------------|-------|-----------|---|----------|-------|------------|---|-------------|-------|----------|---|----------|-------|-----------------|--|
| RPI      | S | Opponent       | Score | RPI       | S | Opponent | Score | RPI        | S | Opponent    | Score | RPI      | S | Opponent | Score |                 |  |
| 17       | A | Georgia        | 56 95 |           |   |          |       | 62         | H | Mercer      | 46 71 | 143      | H | ETSU     | 58 61 |                 |  |
| 19       | A | South Carolina | 60 94 |           |   |          |       | 94         | H | Chattanooga | 47 54 | 175      | H | Furman   | 79 48 |                 |  |
|          |   |                |       |           |   |          |       |            |   |             |       |          |   |          |       |                 |  |
|          |   |                |       |           |   |          |       |            |   |             |       |          |   |          |       |                 |  |
|          |   |                |       |           |   |          |       |            |   |             |       |          |   |          |       |                 |  |
|          |   |                |       |           |   |          |       |            |   |             |       |          |   |          |       |                 |  |
|          |   |                |       |           |   |          |       |            |   |             |       |          |   |          |       |                 |  |
|          |   |                |       |           |   |          |       |            |   |             |       |          |   |          |       |                 |  |
|          |   |                |       |           |   |          |       |            |   |             |       |          |   |          |       |                 |  |
|          |   |                |       |           |   |          |       |            |   |             |       |          |   |          |       |                 |  |
|          |   |                |       |           |   |          |       |            |   |             |       |          |   |          |       |                 |  |
|          |   |                |       |           |   |          |       |            |   |             |       |          |   |          |       |                 |  |
|          |   |                |       |           |   |          |       |            |   |             |       |          |   |          |       |                 |  |
|          |   |                |       |           |   |          |       |            |   |             |       |          |   |          |       |                 |  |
|          |   |                |       |           |   |          |       |            |   |             |       |          |   |          |       |                 |  |
|          |   |                |       |           |   |          |       |            |   |             |       |          |   |          |       |                 |  |
|          |   |                |       |           |   |          |       |            |   |             |       |          |   |          |       |                 |  |
|          |   |                |       |           |   |          |       |            |   |             |       |          |   |          |       |                 |  |
|          |   |                |       |           |   |          |       |            |   |             |       |          |   |          |       |                 |  |
|          |   |                |       |           |   |          |       |            |   |             |       |          |   |          |       |                 |  |
|          |   |                |       |           |   |          |       |            |   |             |       |          |   |          |       |                 |  |
|          |   |                |       |           |   |          |       |            |   |             |       |          |   |          |       |                 |  |
|          |   |                |       |           |   |          |       |            |   |             |       |          |   |          |       |                 |  |
|          |   |                |       |           |   |          |       |            |   |             |       |          |   |          |       |                 |  |
|          |   |                |       |           |   |          |       |            |   |             |       |          |   |          |       |                 |  |
|          |   |                |       |           |   |          |       |            |   |             |       |          |   |          |       |                 |  |
|          |   |                |       |           |   |          |       |            |   |             |       |          |   |          |       |                 |  |
|          |   |                |       |           |   |          |       |            |   |             |       |          |   |          |       |                 |  |
|          |   |                |       |           |   |          |       |            |   |             |       |          |   |          |       |                 |  |
|          |   |                |       |           |   |          |       |            |   |             |       |          |   |          |       |                 |  |
|          |   |                |       |           |   |          |       |            |   |             |       |          |   |          |       |                 |  |
|          |   |                |       |           |   |          |       |            |   |             |       |          |   |          |       |                 |  |
|          |   |                |       |           |   |          |       |            |   |             |       |          |   |          |       |                 |  |
|          |   |                |       |           |   |          |       |            |   |             |       |          |   |          |       |                 |  |
|          |   |                |       |           |   |          |       |            |   |             |       |          |   |          |       |                 |  |
|          |   |                |       |           |   |          |       |            |   |             |       |          |   |          |       |                 |  |
|          |   |                |       |           |   |          |       |            |   |             |       |          |   |          |       |                 |  |
|          |   |                |       |           |   |          |       |            |   |             |       |          |   |          |       |                 |  |
|          |   |                |       |           |   |          |       |            |   |             |       |          |   |          |       |                 |  |
|          |   |                |       |           |   |          |       |            |   |             |       |          |   |          |       |                 |  |
|          |   |                |       |           |   |          |       |            |   |             |       |          |   |          |       |                 |  |
|          |   |                |       |           |   |          |       |            |   |             |       |          |   |          |       |                 |  |
|          |   |                |       |           |   |          |       |            |   |             |       |          |   |          |       |                 |  |
|          |   |                |       |           |   |          |       |            |   |             |       |          |   |          |       |                 |  |
|          |   |                |       |           |   |          |       |            |   |             |       |          |   |          |       |                 |  |
|          |   |                |       |           |   |          |       |            |   |             |       |          |   |          |       |                 |  |
|          |   |                |       |           |   |          |       |            |   |             |       |          |   |          |       |                 |  |
|          |   |                |       |           |   |          |       |            |   |             |       |          |   |          |       |                 |  |
|          |   |                |       |           |   |          |       |            |   |             |       |          |   |          |       |                 |  |
|          |   |                |       |           |   |          |       |            |   |             |       |          |   |          |       |                 |  |
|          |   |                |       |           |   |          |       |            |   |             |       |          |   |          |       |                 |  |
|          |   |                |       |           |   |          |       |            |   |             |       |          |   |          |       |                 |  |
|          |   |                |       |           |   |          |       |            |   |             |       |          |   |          |       |                 |  |
|          |   |                |       |           |   |          |       |            |   |             |       |          |   |          |       |                 |  |
|          |   |                |       |           |   |          |       |            |   |             |       |          |   |          |       |                 |  |
|          |   |                |       |           |   |          |       |            |   |             |       |          |   |          |       |                 |  |
|          |   |                |       |           |   |          |       |            |   |             |       |          |   |          |       |                 |  |
|          |   |                |       |           |   |          |       |            |   |             |       |          |   |          |       |                 |  |
|          |   |                |       |           |   |          |       |            |   |             |       |          |   |          |       |                 |  |
|          |   |                |       |           |   |          |       |            |   |             |       |          |   |          |       |                 |  |
|          |   |                |       |           |   |          |       |            |   |             |       |          |   |          |       |                 |  |
|          |   |                |       |           |   |          |       |            |   |             |       |          |   |          |       |                 |  |
|          |   |                |       |           |   |          |       |            |   |             |       |          |   |          |       |                 |  |
|          |   |                |       |           |   |          |       |            |   |             |       |          |   |          |       |                 |  |
|          |   |                |       |           |   |          |       |            |   |             |       |          |   |          |       |                 |  |
|          |   |                |       |           |   |          |       |            |   |             |       |          |   |          |       |                 |  |
|          |   |                |       |           |   |          |       |            |   |             |       |          |   |          |       |                 |  |
|          |   |                |       |           |   |          |       |            |   |             |       |          |   |          |       |                 |  |
|          |   |                |       |           |   |          |       |            |   |             |       |          |   |          |       |                 |  |
|          |   |                |       |           |   |          |       |            |   |             |       |          |   |          |       |                 |  |
|          |   |                |       |           |   |          |       |            |   |             |       |          |   |          |       |                 |  |
|          |   |                |       |           |   |          |       |            |   |             |       |          |   |          |       |                 |  |
|          |   |                |       |           |   |          |       |            |   |             |       |          |   |          |       |                 |  |
|          |   |                |       |           |   |          |       |            |   |             |       |          |   |          |       |                 |  |
|          |   |                |       |           |   |          |       |            |   |             |       |          |   |          |       |                 |  |
|          |   |                |       |           |   |          |       |            |   |             |       |          |   |          |       |                 |  |
|          |   |                |       |           |   |          |       |            |   |             |       |          |   |          |       |                 |  |
|          |   |                |       |           |   |          |       |            |   |             |       |          |   |          |       |                 |  |
|          |   |                |       |           |   |          |       |            |   |             |       |          |   |          |       |                 |  |
|          |   |                |       |           |   |          |       |            |   |             |       |          |   |          |       |                 |  |
|          |   |                |       |           |   |          |       |            |   |             |       |          |   |          |       |                 |  |
|          |   |                |       |           |   |          |       |            |   |             |       |          |   |          |       |                 |  |
|          |   |                |       |           |   |          |       |            |   |             |       |          |   |          |       |                 |  |
|          |   |                |       |           |   |          |       |            |   |             |       |          |   |          |       |                 |  |
|          |   |                |       |           |   |          |       |            |   |             |       |          |   |          |       |                 |  |
|          |   |                |       |           |   |          |       |            |   |             |       |          |   |          |       |                 |  |
|          |   |                |       |           |   |          |       |            |   |             |       |          |   |          |       |                 |  |
|          |   |                |       |           |   |          |       |            |   |             |       |          |   |          |       |                 |  |
|          |   |                |       |           |   |          |       |            |   |             |       |          |   |          |       |                 |  |
|          |   |                |       |           |   |          |       |            |   |             |       |          |   |          |       |                 |  |
|          |   |                |       |           |   |          |       |            |   |             |       |          |   |          |       |                 |  |
|          |   |                |       |           |   |          |       |            |   |             |       |          |   |          |       |                 |  |
|          |   |                |       |           |   |          |       |            |   |             |       |          |   |          |       |                 |  |
|          |   |                |       |           |   |          |       |            |   |             |       |          |   |          |       |                 |  |
|          |   |                |       |           |   |          |       |            |   |             |       |          |   |          |       |                 |  |
|          |   |                |       |           |   |          |       |            |   |             |       |          |   |          |       |                 |  |
|          |   |                |       |           |   |          |       |            |   |             |       |          |   |          |       |                 |  |
|          |   |                |       |           |   |          |       |            |   |             |       |          |   |          |       |                 |  |
|          |   |                |       |           |   |          |       |            |   |             |       |          |   |          |       |                 |  |
|          |   |                |       |           |   |          |       |            |   |             |       |          |   |          |       |                 |  |
|          |   |                |       |           |   |          |       |            |   |             |       |          |   |          |       |                 |  |
|          |   |                |       |           |   |          |       |            |   |             |       |          |   |          |       |                 |  |
|          |   |                |       |           |   |          |       |            |   |             |       |          |   |          |       |                 |  |



|                   |          |           |                |            |             |               |      |      |       |           |
|-------------------|----------|-----------|----------------|------------|-------------|---------------|------|------|-------|-----------|
| Average RPI Win:  | 231      | WON-LOST  | WINNING        | LAST 10    | STRENGTH OF | OPP. STRENGTH | TEAM | ADJ. | CONF. | ADJ CONF. |
| Average RPI Loss: | 75       | RECORD    | PCT. RANK      | GAMES      | SCHEDULE    | OF SCHEDULE   | RPI  | RPI  | RPI   | RPI       |
| DIV. I ONLY       | 14- 7    | 79        | 7- 3           | 183        | 153         | 101           | 101  | 11   | 11    |           |
| DIV. I NON-CONF.  | 7- 3     | 74        | 0- 1           | 254        | 143         | 102           | 102  | 13   | 13    |           |
| -----             |          |           |                |            |             |               |      |      |       |           |
| TOTALS            | RPI 1-25 | RPI 26-50 | W-L RECORDS    | RPI 51-100 | RPI 101-999 | RPI 201+      |      |      |       |           |
| 14- 7             | 0- 3     | 0- 0      | OVERALL        | 2- 2       | 12- 2       | 10- 0         |      |      |       |           |
| 6- 2              | 0- 1     | 0- 0      | HOME           | 1- 1       | 5- 0        | 5- 0          |      |      |       |           |
| 6- 4              | 0- 2     | 0- 0      | AWAY           | 1- 1       | 5- 1        | 4- 0          |      |      |       |           |
| 2- 1              | 0- 0     | 0- 0      | NEUTRAL        | 0- 0       | 2- 1        | 1- 0          |      |      |       |           |
| 7- 3              | 0- 2     | 0- 0      | NON-CONFERENCE | 1- 0       | 6- 1        | 4- 0          |      |      |       |           |
| 3- 0              | 0- 0     | 0- 0      | HOME           | 0- 0       | 3- 0        | 3- 0          |      |      |       |           |
| 2- 2              | 0- 2     | 0- 0      | AWAY           | 1- 0       | 1- 0        | 0- 0          |      |      |       |           |
| 2- 1              | 0- 0     | 0- 0      | NEUTRAL        | 0- 0       | 2- 1        | 1- 0          |      |      |       |           |
| 7- 4              | 0- 1     | 0- 0      | CONFERENCE     | 1- 2       | 6- 1        | 6- 0          |      |      |       |           |
| 3- 2              | 0- 1     | 0- 0      | HOME           | 1- 1       | 2- 0        | 2- 0          |      |      |       |           |
| 4- 2              | 0- 0     | 0- 0      | AWAY           | 0- 1       | 4- 1        | 4- 0          |      |      |       |           |
| 0- 0              | 0- 0     | 0- 0      | NEUTRAL        | 0- 0       | 0- 0        | 0- 0          |      |      |       |           |

| RPI 1-25                  |   |                |       | RPI 26-50 |   |               |       | RPI 51-100 |   |           |       | RPI 101+ |   |                |       | Team's RPI: 101 |
|---------------------------|---|----------------|-------|-----------|---|---------------|-------|------------|---|-----------|-------|----------|---|----------------|-------|-----------------|
| RPI                       | S | Opponent       | Score | RPI       | S | Opponent      | Score | RPI        | S | Opponent  | Score | RPI      | S | Opponent       | Score |                 |
| 15                        | A | Missouri       | 80 82 |           |   |               |       | 63         | H | IUPUI     | 61 64 | 125      | A | Kent St.       | 72 60 |                 |
| 16                        | H | Green Bay      | 51 58 |           |   |               |       | 76         | A | Belmont   | 91 81 | 132      | A | Cleveland St.  | 70 71 |                 |
| 17                        | A | Georgia        | 71 87 |           |   |               |       | 96         | A | Milwaukee | 53 59 | 169      | N | Stetson        | 64 59 |                 |
|                           |   |                |       |           |   |               |       | 96         | H | Milwaukee | 56 51 | 186      | N | Providence     | 69 74 |                 |
|                           |   |                |       |           |   |               |       |            |   |           |       | 206      | A | Oakland        | 77 57 |                 |
|                           |   |                |       |           |   |               |       |            |   |           |       | 217      | N | Richmond       | 85 69 |                 |
|                           |   |                |       |           |   |               |       |            |   |           |       | 229      | A | Youngstown St. | 69 59 |                 |
|                           |   |                |       |           |   |               |       |            |   |           |       | 229      | H | Youngstown St. | 73 50 |                 |
|                           |   |                |       |           |   |               |       |            |   |           |       | 257      | A | Northern Ky.   | 68 63 |                 |
|                           |   |                |       |           |   |               |       |            |   |           |       | 293      | A | Detroit Mercy  | 88 60 |                 |
|                           |   |                |       |           |   |               |       |            |   |           |       | 319      | H | Ill. - Chicago | 60 50 |                 |
|                           |   |                |       |           |   |               |       |            |   |           |       | 330      | H | Tennessee Tech | 82 59 |                 |
|                           |   |                |       |           |   |               |       |            |   |           |       | 345      | H | Eastern Ill.   | 81 46 |                 |
|                           |   |                |       |           |   |               |       |            |   |           |       | 346      | H | Chicago St.    | 84 39 |                 |
| -----                     |   |                |       |           |   |               |       |            |   |           |       |          |   |                |       |                 |
| LAST 12 Division I GAMES: |   |                |       |           |   |               |       |            |   |           |       |          |   |                |       |                 |
| 96                        | A | Milwaukee      | 53 59 | 257       | A | Northern Ky.  | 68 63 |            |   |           |       |          |   |                |       |                 |
| 229                       | A | Youngstown St. | 69 59 | 293       | A | Detroit Mercy | 88 60 |            |   |           |       |          |   |                |       |                 |
| 132                       | A | Cleveland St.  | 70 71 | 206       | A | Oakland       | 77 57 |            |   |           |       |          |   |                |       |                 |
| 63                        | H | IUPUI          | 61 64 | 96        | H | Milwaukee     | 56 51 |            |   |           |       |          |   |                |       |                 |
| 319                       | H | Ill. - Chicago | 60 50 | 16        | H | Green Bay     | 51 58 |            |   |           |       |          |   |                |       |                 |
| 229                       | H | Youngstown St. | 73 50 | 17        | A | Georgia       | 71 87 |            |   |           |       |          |   |                |       |                 |

Non-Div I Games: Northwestern Ohio 106 52 Cincinnati Christian 99 36

Wright St.



|                   |          |           |                |            |             |               |      |      |       |           |
|-------------------|----------|-----------|----------------|------------|-------------|---------------|------|------|-------|-----------|
| Average RPI Win:  | 175      | WON-LOST  | WINNING        | LAST 10    | STRENGTH OF | OPP. STRENGTH | TEAM | ADJ. | CONF. | ADJ CONF. |
| Average RPI Loss: | 129      | RECORD    | PCT. RANK      | GAMES      | SCHEDULE    | OF SCHEDULE   | RPI  | RPI  | RPI   | RPI       |
| DIV. I ONLY       | 12- 6    | 79        | 7- 3           | 56         | 201         | 65            | 65   | 16   | 16    |           |
| DIV. I NON-CONF.  | 5- 4     | 146       | 1- 1           | 36         | 255         | 70            | 70   | 15   | 15    |           |
| -----             |          |           |                |            |             |               |      |      |       |           |
| TOTALS            | RPI 1-25 | RPI 26-50 | W-L RECORDS    | RPI 51-100 | RPI 101-999 | RPI 201+      |      |      |       |           |
| 12- 6             | 0- 1     | 0- 0      | OVERALL        | 2- 1       | 10- 4       | 3- 1          |      |      |       |           |
| 7- 1              | 0- 0     | 0- 0      | HOME           | 2- 0       | 5- 1        | 3- 0          |      |      |       |           |
| 5- 3              | 0- 1     | 0- 0      | AWAY           | 0- 0       | 5- 2        | 0- 1          |      |      |       |           |
| 0- 2              | 0- 0     | 0- 0      | NEUTRAL        | 0- 1       | 0- 1        | 0- 0          |      |      |       |           |
| 5- 4              | 0- 1     | 0- 0      | NON-CONFERENCE | 1- 1       | 4- 2        | 1- 0          |      |      |       |           |
| 3- 0              | 0- 0     | 0- 0      | HOME           | 1- 0       | 2- 0        | 1- 0          |      |      |       |           |
| 2- 2              | 0- 1     | 0- 0      | AWAY           | 0- 0       | 2- 1        | 0- 0          |      |      |       |           |
| 0- 2              | 0- 0     | 0- 0      | NEUTRAL        | 0- 1       | 0- 1        | 0- 0          |      |      |       |           |
| 7- 2              | 0- 0     | 0- 0      | CONFERENCE     | 1- 0       | 6- 2        | 2- 1          |      |      |       |           |
| 4- 1              | 0- 0     | 0- 0      | HOME           | 1- 0       | 3- 1        | 2- 0          |      |      |       |           |
| 3- 1              | 0- 0     | 0- 0      | AWAY           | 0- 0       | 3- 1        | 0- 1          |      |      |       |           |
| 0- 0              | 0- 0     | 0- 0      | NEUTRAL        | 0- 0       | 0- 0        | 0- 0          |      |      |       |           |

| RPI 1-25                  |   |              |       | RPI 26-50 |   |               |       | RPI 51-100 |   |               |       | RPI 101+ |   |               |       |
|---------------------------|---|--------------|-------|-----------|---|---------------|-------|------------|---|---------------|-------|----------|---|---------------|-------|
| RPI                       | S | Opponent     | Score | RPI       | S | Opponent      | Score | RPI        | S | Opponent      | Score | RPI      | S | Opponent      | Score |
| 14                        | A | Duke         | 40 63 |           |   |               |       | 63         | N | IUPUI         | 59 65 | 121      | A | Colorado St.  | 53 49 |
|                           |   |              |       |           |   |               |       | 75         | H | New Mexico    | 66 55 | 121      | H | Colorado St.  | 53 64 |
|                           |   |              |       |           |   |               |       | 95         | H | Drake         | 75 61 | 139      | N | UNI           | 40 55 |
|                           |   |              |       |           |   |               |       |            |   |               |       | 146      | A | Idaho         | 70 64 |
|                           |   |              |       |           |   |               |       |            |   |               |       | 160      | H | Idaho St.     | 61 53 |
|                           |   |              |       |           |   |               |       |            |   |               |       | 171      | A | Nevada        | 65 62 |
|                           |   |              |       |           |   |               |       |            |   |               |       | 171      | H | Nevada        | 66 60 |
|                           |   |              |       |           |   |               |       |            |   |               |       | 192      | A | Denver        | 61 51 |
|                           |   |              |       |           |   |               |       |            |   |               |       | 196      | A | Boise St.     | 66 51 |
|                           |   |              |       |           |   |               |       |            |   |               |       | 201      | A | Montana St.   | 46 50 |
|                           |   |              |       |           |   |               |       |            |   |               |       | 233      | H | Montana       | 67 62 |
|                           |   |              |       |           |   |               |       |            |   |               |       | 236      | A | San Diego St. | 62 68 |
|                           |   |              |       |           |   |               |       |            |   |               |       | 252      | H | San Jose St.  | 58 46 |
|                           |   |              |       |           |   |               |       |            |   |               |       | 289      | H | Utah St.      | 61 44 |
| -----                     |   |              |       |           |   |               |       |            |   |               |       |          |   |               |       |
| LAST 12 Division I GAMES: |   |              |       |           |   |               |       |            |   |               |       |          |   |               |       |
| 121                       | H | Colorado St. | 53 64 | 196       | A | Boise St.     | 66 51 | 171        | H | Nevada        | 66 60 | 236      | A | San Diego St. | 62 68 |
| 252                       | H | San Jose St. | 58 46 | 171       | H | Nevada        | 66 60 | 236        | A | San Diego St. | 62 68 | 196      | A | Duke          | 40 63 |
| 171                       | A | Nevada       | 65 62 | 236       | A | San Diego St. | 62 68 | 196        | A | Duke          | 40 63 | 146      | A | Idaho         | 70 64 |
| 289                       | H | Utah St.     | 61 44 | 14        | A | Duke          | 40 63 | 146        | A | Idaho         | 70 64 | 160      | H | Idaho St.     | 61 53 |
| 121                       | A | Colorado St. | 53 49 | 146       | A | Idaho         | 70 64 | 160        | H | Idaho St.     | 61 53 |          |   |               |       |
| 75                        | H | New Mexico   | 66 55 | 160       | H | Idaho St.     | 61 53 |            |   |               |       |          |   |               |       |

Non-Div I Games: Colo. Christian 62 33 Adams St. 73 47

Wyoming



Average RPI Win: 218

Average RPI Loss: 66

WON-LOST  
RECORDWINNING  
PCT. RANKLAST 10  
GAMESSTRENGTH OF  
SCHEDULEOPP. STRENGTH  
OF SCHEDULETEAM  
RPIADJ.  
RPICONF.  
RPIADJ CONF.  
RPIDIV. I ONLY  
DIV. I NON-CONF.9- 13  
7- 4227  
1021- 9  
1- 0105  
20079  
239197  
155197  
1556  
56  
5

TOTALS

RPI 1-25

RPI 26-50

W-L RECORDS

RPI 51-100

RPI 101-999

RPI 201+

9- 13

0- 5

0- 2

OVERALL

1- 2

8- 4

4- 0

7- 6

0- 1

0- 1

HOME

0- 2

7- 2

4- 0

1- 6

0- 3

0- 1

AWAY

1- 0

0- 2

0- 0

1- 1

0- 1

0- 0

NEUTRAL

0- 0

1- 0

0- 0

7- 4

0- 1

0- 1

NON-CONFERENCE

0- 0

7- 2

4- 0

6- 1

0- 0

0- 0

HOME

0- 0

6- 1

4- 0

0- 2

0- 0

0- 1

AWAY

0- 0

0- 1

0- 0

1- 1

0- 1

0- 0

NEUTRAL

0- 0

1- 0

0- 0

2- 9

0- 4

0- 1

CONFERENCE

1- 2

1- 2

0- 0

1- 5

0- 1

0- 1

HOME

0- 2

1- 1

0- 0

1- 4

0- 3

0- 0

AWAY

1- 0

0- 1

0- 0

0- 0

0- 0

0- 0

NEUTRAL

0- 0

0- 0

0- 0

RPI 1-25

RPI 26-50

RPI 51-100

RPI 101+

Team's RPI: 197

| RPI | S | Opponent  | Score |
|-----|---|-----------|-------|
| 15  | N | Missouri  | 48 74 |
| 21  | A | Marquette | 67 88 |
| 22  | A | Villanova | 57 75 |
| 22  | H | Villanova | 50 89 |
| 23  | A | DePaul    | 48 79 |

| RPI | S | Opponent  | Score |
|-----|---|-----------|-------|
| 45  | H | Creighton | 64 71 |
| 50  | A | Minnesota | 62 74 |

| RPI | S | Opponent        | Score |
|-----|---|-----------------|-------|
| 60  | H | St. John's (NY) | 63 67 |
| 88  | A | Butler          | 69 62 |
| 93  | H | Seton Hall      | 51 62 |

| RPI | S | Opponent       | Score |
|-----|---|----------------|-------|
| 102 | H | Wake Forest    | 57 62 |
| 124 | A | Georgetown     | 60 65 |
| 124 | H | Georgetown     | 48 65 |
| 156 | A | Bowling Green  | 53 63 |
| 167 | H | Cincinnati     | 53 50 |
| 175 | N | Furman         | 75 62 |
| 181 | H | New Hampshire  | 71 66 |
| 186 | H | Providence     | 68 59 |
| 254 | H | Grambling      | 72 67 |
| 261 | H | Mt. St. Mary's | 66 45 |
| 309 | H | Fort Wayne     | 62 50 |
| 337 | H | Florida A&M    | 70 52 |

LAST 12 Division I GAMES:

|     |   |            |       |     |   |                 |       |
|-----|---|------------|-------|-----|---|-----------------|-------|
| 124 | H | Georgetown | 48 65 | 93  | H | Seton Hall      | 51 62 |
| 22  | H | Villanova  | 50 89 | 60  | H | St. John's (NY) | 63 67 |
| 45  | H | Creighton  | 64 71 | 22  | A | Villanova       | 57 75 |
| 186 | H | Providence | 68 59 | 124 | A | Georgetown      | 60 65 |
| 21  | A | Marquette  | 67 88 | 88  | A | Butler          | 69 62 |
| 23  | A | DePaul     | 48 79 | 337 | H | Florida A&M     | 70 52 |

X  
a  
v  
i  
e  
rX  
a  
v  
i  
e  
r

Non-Div I Games:

Xavier



|                   |          |           |                |            |             |               |      |      |       |           |
|-------------------|----------|-----------|----------------|------------|-------------|---------------|------|------|-------|-----------|
| Average RPI Win:  | 204      | WON-LOST  | WINNING        | LAST 10    | STRENGTH OF | OPP. STRENGTH | TEAM | ADJ. | CONF. | ADJ CONF. |
| Average RPI Loss: | 119      | RECORD    | PCT. RANK      | GAMES      | SCHEDULE    | OF SCHEDULE   | RPI  | RPI  | RPI   | RPI       |
| DIV. I ONLY       | 9- 8     | 153       | 5- 5           | 109        | 191         | 117           | 117  | 9    | 9     |           |
| DIV. I NON-CONF.  | 7- 6     | 165       | 4- 4           | 217        | 228         | 164           | 164  | 9    | 9     |           |
| -----             |          |           |                |            |             |               |      |      |       |           |
| TOTALS            | RPI 1-25 | RPI 26-50 | W-L RECORDS    | RPI 51-100 | RPI 101-999 | RPI 201+      |      |      |       |           |
| 9- 8              | 0- 0     | 0- 0      | OVERALL        | 2- 4       | 7- 4        | 5- 0          |      |      |       |           |
| 3- 3              | 0- 0     | 0- 0      | HOME           | 1- 1       | 2- 2        | 2- 0          |      |      |       |           |
| 6- 3              | 0- 0     | 0- 0      | AWAY           | 1- 2       | 5- 1        | 3- 0          |      |      |       |           |
| 0- 2              | 0- 0     | 0- 0      | NEUTRAL        | 0- 1       | 0- 1        | 0- 0          |      |      |       |           |
| 7- 6              | 0- 0     | 0- 0      | NON-CONFERENCE | 1- 2       | 6- 4        | 5- 0          |      |      |       |           |
| 2- 3              | 0- 0     | 0- 0      | HOME           | 0- 1       | 2- 2        | 2- 0          |      |      |       |           |
| 5- 1              | 0- 0     | 0- 0      | AWAY           | 1- 0       | 4- 1        | 3- 0          |      |      |       |           |
| 0- 2              | 0- 0     | 0- 0      | NEUTRAL        | 0- 1       | 0- 1        | 0- 0          |      |      |       |           |
| 2- 2              | 0- 0     | 0- 0      | CONFERENCE     | 1- 2       | 1- 0        | 0- 0          |      |      |       |           |
| 1- 0              | 0- 0     | 0- 0      | HOME           | 1- 0       | 0- 0        | 0- 0          |      |      |       |           |
| 1- 2              | 0- 0     | 0- 0      | AWAY           | 0- 2       | 1- 0        | 0- 0          |      |      |       |           |
| 0- 0              | 0- 0     | 0- 0      | NEUTRAL        | 0- 0       | 0- 0        | 0- 0          |      |      |       |           |

| RPI 1-25                  |   |          |       | RPI 26-50 |   |          |       | RPI 51-100 |   |           |       | RPI 101+ |   |                   |       | Team's RPI: 117 |
|---------------------------|---|----------|-------|-----------|---|----------|-------|------------|---|-----------|-------|----------|---|-------------------|-------|-----------------|
| RPI                       | S | Opponent | Score | RPI       | S | Opponent | Score | RPI        | S | Opponent  | Score | RPI      | S | Opponent          | Score |                 |
|                           |   |          |       |           |   |          |       | 57         | A | TCU       | 82 72 | 106      | A | Dartmouth         | 57 39 |                 |
|                           |   |          |       |           |   |          |       | 67         | N | UC Davis  | 61 71 | 134      | A | Kansas            | 75 81 |                 |
|                           |   |          |       |           |   |          |       | 70         | A | Harvard   | 73 97 | 138      | N | Hartford          | 70 78 |                 |
|                           |   |          |       |           |   |          |       | 72         | H | Indiana   | 68 72 | 157      | A | Binghamton        | 73 69 |                 |
|                           |   |          |       |           |   |          |       | 99         | A | Brown     | 71 81 | 186      | H | Providence        | 51 55 |                 |
|                           |   |          |       |           |   |          |       | 99         | H | Brown     | 77 63 | 188      | H | Army West Point   | 65 82 |                 |
|                           |   |          |       |           |   |          |       |            |   |           |       | 226      | A | Stony Brook       | 77 71 |                 |
|                           |   |          |       |           |   |          |       |            |   |           |       | 269      | H | Colgate           | 82 56 |                 |
|                           |   |          |       |           |   |          |       |            |   |           |       | 272      | H | LIU Brooklyn      | 62 51 |                 |
|                           |   |          |       |           |   |          |       |            |   |           |       | 311      | A | Central Conn. St. | 75 62 |                 |
|                           |   |          |       |           |   |          |       |            |   |           |       | 343      | A | Saint Peter's     | 70 49 |                 |
| -----                     |   |          |       |           |   |          |       |            |   |           |       |          |   |                   |       |                 |
| LAST 12 Division I GAMES: |   |          |       |           |   |          |       |            |   |           |       |          |   |                   |       |                 |
|                           |   |          |       |           |   |          |       | 106        | A | Dartmouth | 57 39 | 72       | H | Indiana           | 68 72 |                 |
|                           |   |          |       |           |   |          |       | 70         | A | Harvard   | 73 97 | 343      | A | Saint Peter's     | 70 49 |                 |
|                           |   |          |       |           |   |          |       | 99         | A | Brown     | 71 81 | 311      | A | Central Conn. St. | 75 62 |                 |
|                           |   |          |       |           |   |          |       | 99         | H | Brown     | 77 63 | 226      | A | Stony Brook       | 77 71 |                 |
|                           |   |          |       |           |   |          |       | 138        | N | Hartford  | 70 78 | 157      | A | Binghamton        | 73 69 |                 |
|                           |   |          |       |           |   |          |       | 67         | N | UC Davis  | 61 71 | 186      | H | Providence        | 51 55 |                 |

Non-Div I Games:

Yale



|                   |          |           |                |            |             |               |      |      |       |           |
|-------------------|----------|-----------|----------------|------------|-------------|---------------|------|------|-------|-----------|
| Average RPI Win:  | 264      | WON-LOST  | WINNING        | LAST 10    | STRENGTH OF | OPP. STRENGTH | TEAM | ADJ. | CONF. | ADJ CONF. |
| Average RPI Loss: | 121      | RECORD    | PCT. RANK      | GAMES      | SCHEDULE    | OF SCHEDULE   | RPI  | RPI  | RPI   | RPI       |
| DIV. I ONLY       | 7- 13    | 258       | 4- 6           | 149        | 203         | 229           | 229  | 11   | 11    |           |
| DIV. I NON-CONF.  | 2- 7     | 286       | 0- 0           | 222        | 245         | 280           | 280  | 13   | 13    |           |
| -----             |          |           |                |            |             |               |      |      |       |           |
| TOTALS            | RPI 1-25 | RPI 26-50 | W-L RECORDS    | RPI 51-100 | RPI 101-999 | RPI 201+      |      |      |       |           |
| 7- 13             | 0- 1     | 0- 0      | OVERALL        | 0- 3       | 7- 9        | 6- 2          |      |      |       |           |
| 4- 5              | 0- 0     | 0- 0      | HOME           | 0- 1       | 4- 4        | 4- 1          |      |      |       |           |
| 3- 8              | 0- 1     | 0- 0      | AWAY           | 0- 2       | 3- 5        | 2- 1          |      |      |       |           |
| 0- 0              | 0- 0     | 0- 0      | NEUTRAL        | 0- 0       | 0- 0        | 0- 0          |      |      |       |           |
| 2- 7              | 0- 0     | 0- 0      | NON-CONFERENCE | 0- 1       | 2- 6        | 2- 1          |      |      |       |           |
| 1- 2              | 0- 0     | 0- 0      | HOME           | 0- 0       | 1- 2        | 1- 0          |      |      |       |           |
| 1- 5              | 0- 0     | 0- 0      | AWAY           | 0- 1       | 1- 4        | 1- 1          |      |      |       |           |
| 0- 0              | 0- 0     | 0- 0      | NEUTRAL        | 0- 0       | 0- 0        | 0- 0          |      |      |       |           |
| 5- 6              | 0- 1     | 0- 0      | CONFERENCE     | 0- 2       | 5- 3        | 4- 1          |      |      |       |           |
| 3- 3              | 0- 0     | 0- 0      | HOME           | 0- 1       | 3- 2        | 3- 1          |      |      |       |           |
| 2- 3              | 0- 1     | 0- 0      | AWAY           | 0- 1       | 2- 1        | 1- 0          |      |      |       |           |
| 0- 0              | 0- 0     | 0- 0      | NEUTRAL        | 0- 0       | 0- 0        | 0- 0          |      |      |       |           |

| RPI 1-25                  |   |               |       | RPI 26-50 |   |           |       | RPI 51-100 |   |                 |       | RPI 101+ Team's RPI: 229 |   |                    |       |
|---------------------------|---|---------------|-------|-----------|---|-----------|-------|------------|---|-----------------|-------|--------------------------|---|--------------------|-------|
| RPI                       | S | Opponent      | Score | RPI       | S | Opponent  | Score | RPI        | S | Opponent        | Score | RPI                      | S | Opponent           | Score |
| 16                        | A | Green Bay     | 56 65 |           |   |           |       | 63         | H | IUPUI           | 43 65 | 101                      | A | Wright St.         | 50 73 |
|                           |   |               |       |           |   |           |       | 71         | A | Ameri can       | 72 78 | 101                      | H | Wright St.         | 59 69 |
|                           |   |               |       |           |   |           |       | 96         | A | Mi l waukee     | 61 62 | 125                      | H | Kent St.           | 44 55 |
|                           |   |               |       |           |   |           |       |            |   |                 |       | 132                      | A | Cleveland St.      | 66 52 |
|                           |   |               |       |           |   |           |       |            |   |                 |       | 140                      | A | Pi ttsburgh        | 58 66 |
|                           |   |               |       |           |   |           |       |            |   |                 |       | 141                      | H | Bucknel l          | 60 66 |
|                           |   |               |       |           |   |           |       |            |   |                 |       | 145                      | A | Saint Francis (PA) | 65 79 |
|                           |   |               |       |           |   |           |       |            |   |                 |       | 158                      | A | Robert Morris      | 52 84 |
|                           |   |               |       |           |   |           |       |            |   |                 |       | 206                      | A | Oakl and           | 86 76 |
|                           |   |               |       |           |   |           |       |            |   |                 |       | 206                      | H | Oakl and           | 48 58 |
|                           |   |               |       |           |   |           |       |            |   |                 |       | 214                      | A | Akron              | 58 75 |
|                           |   |               |       |           |   |           |       |            |   |                 |       | 257                      | H | Northern Ky.       | 54 51 |
|                           |   |               |       |           |   |           |       |            |   |                 |       | 293                      | H | Detroit Mercy      | 76 59 |
|                           |   |               |       |           |   |           |       |            |   |                 |       | 310                      | A | Loyol a Chi cago   | 73 49 |
|                           |   |               |       |           |   |           |       |            |   |                 |       | 319                      | H | III. -Chi cago     | 76 63 |
|                           |   |               |       |           |   |           |       |            |   |                 |       | 328                      | H | Northern Ari z.    | 69 67 |
| -----                     |   |               |       |           |   |           |       |            |   |                 |       |                          |   |                    |       |
| LAST 12 Division I GAMES: |   |               |       |           |   |           |       |            |   |                 |       |                          |   |                    |       |
| 206                       | A | Oakl and      | 86 76 | 16        | A | Green Bay | 56 65 | 63         | H | IUPUI           | 43 65 |                          |   |                    |       |
| 101                       | H | Wright St.    | 59 69 |           |   |           |       | 319        | H | III. -Chi cago  | 76 63 |                          |   |                    |       |
| 257                       | H | Northern Ky.  | 54 51 |           |   |           |       | 206        | H | Oakl and        | 48 58 |                          |   |                    |       |
| 132                       | A | Cleveland St. | 66 52 |           |   |           |       | 293        | H | Detroit Mercy   | 76 59 |                          |   |                    |       |
| 101                       | A | Wright St.    | 50 73 |           |   |           |       | 328        | H | Northern Ari z. | 69 67 |                          |   |                    |       |
| 96                        | A | Mi l waukee   | 61 62 |           |   |           |       |            |   |                 |       |                          |   |                    |       |

Non-Div I Games: Ohio Valley 86 59 Penn St. -Beaver 97 40

Youngstown St.