

| | | | | | | | | | | |
|-------------------|----------|-----------|----------------|------------|-------------|---------------|------|------|-------|-----------|
| Average RPI Win: | 304 | WON-LOST | WINNING | LAST 10 | STRENGTH OF | OPP. STRENGTH | TEAM | ADJ. | CONF. | ADJ CONF. |
| Average RPI Loss: | 168 | RECORD | PCT. RANK | GAMES | SCHEDULE | OF SCHEDULE | RPI | RPI | RPI | RPI |
| DIV. I ONLY | 5- 13 | 284 | 4- 6 | 151 | 347 | 288 | 288 | 27 | 27 | |
| DIV. I NON-CONF. | 1- 7 | 313 | 0- 2 | 60 | 347 | 295 | 295 | 26 | 26 | |
| TOTALS | RPI 1-25 | RPI 26-50 | W-L RECORDS | RPI 51-100 | RPI 101-150 | RPI 150+ | | | | |
| 5- 13 | 0- 1 | 0- 0 | OVERALL | 0- 2 | 0- 3 | 5- 7 | | | | |
| 4- 4 | 0- 0 | 0- 0 | HOME | 0- 1 | 0- 2 | 4- 1 | | | | |
| 1- 8 | 0- 1 | 0- 0 | AWAY | 0- 1 | 0- 1 | 1- 5 | | | | |
| 0- 1 | 0- 0 | 0- 0 | NEUTRAL | 0- 0 | 0- 0 | 0- 1 | | | | |
| 1- 7 | 0- 1 | 0- 0 | NON-CONFERENCE | 0- 1 | 0- 0 | 1- 5 | | | | |
| 1- 2 | 0- 0 | 0- 0 | HOME | 0- 1 | 0- 0 | 1- 1 | | | | |
| 0- 4 | 0- 1 | 0- 0 | AWAY | 0- 0 | 0- 0 | 0- 3 | | | | |
| 0- 1 | 0- 0 | 0- 0 | NEUTRAL | 0- 0 | 0- 0 | 0- 1 | | | | |
| 4- 6 | 0- 0 | 0- 0 | CONFERENCE | 0- 1 | 0- 3 | 4- 2 | | | | |
| 3- 2 | 0- 0 | 0- 0 | HOME | 0- 0 | 0- 2 | 3- 0 | | | | |
| 1- 4 | 0- 0 | 0- 0 | AWAY | 0- 1 | 0- 1 | 1- 2 | | | | |
| 0- 0 | 0- 0 | 0- 0 | NEUTRAL | 0- 0 | 0- 0 | 0- 0 | | | | |

| RPI 1-25 | | | | RPI 26-50 | | | | RPI 51-100 | | | | RPI 101+ Team's RPI: 288 | | | |
|---------------------------|---|-------------------|-------|-----------|---|------------------|-------|------------|---|----------|-------|--------------------------|---|-------------------|-------|
| RPI | S | Opponent | Score | RPI | S | Opponent | Score | RPI | S | Opponent | Score | RPI | S | Opponent | Score |
| 19 | A | Texas A&M | 55 84 | | | | | 90 | A | SFA | 56 64 | 113 | H | Central Ark. | 41 49 |
| | | | | | | | | 92 | H | Toledo | 60 76 | 115 | H | Abilene Christian | 59 72 |
| | | | | | | | | | | | | 146 | A | Lamar University | 49 65 |
| | | | | | | | | | | | | 153 | A | Rice | 36 70 |
| | | | | | | | | | | | | 184 | A | New Orleans | 54 75 |
| | | | | | | | | | | | | 205 | A | Texas St. | 50 57 |
| | | | | | | | | | | | | 209 | H | Texas Southern | 64 61 |
| | | | | | | | | | | | | 239 | N | UC Santa Barbara | 60 66 |
| | | | | | | | | | | | | 259 | A | UTRGV | 46 55 |
| | | | | | | | | | | | | 259 | H | UTRGV | 65 68 |
| | | | | | | | | | | | | 307 | A | Nicholls St. | 54 74 |
| | | | | | | | | | | | | 307 | H | Nicholls St. | 65 60 |
| | | | | | | | | | | | | 321 | H | Northwestern St. | 60 51 |
| | | | | | | | | | | | | 338 | H | Southeastern La. | 77 61 |
| | | | | | | | | | | | | 346 | A | Sam Houston St. | 63 37 |
| LAST 12 Division I GAMES: | | | | | | | | | | | | | | | |
| 115 | H | Abilene Christian | 59 72 | 321 | H | Northwestern St. | 60 51 | | | | | | | | |
| 307 | H | Nicholls St. | 65 60 | 90 | A | SFA | 56 64 | | | | | | | | |
| 146 | A | Lamar University | 49 65 | 307 | A | Nicholls St. | 54 74 | | | | | | | | |
| 346 | A | Sam Houston St. | 63 37 | 184 | A | New Orleans | 54 75 | | | | | | | | |
| 113 | H | Central Ark. | 41 49 | 259 | A | UTRGV | 46 55 | | | | | | | | |
| 338 | H | Southeastern La. | 77 61 | 239 | N | UC Santa Barbara | 60 66 | | | | | | | | |

Non-Div I Games: Schreiner 73 44 Okla. Panhandle 66 40 Montana Tech 83 50

A&M-Corpus Christi

Loss, Non-Conf, S Site, H Home A Away N Neutral

| | | | | | | | | | | |
|-------------------|----------|-----------|----------------|------------|-------------|---------------|------|------|-------|-----------|
| Average RPI Win: | 242 | WON-LOST | WINNING | LAST 10 | STRENGTH OF | OPP. STRENGTH | TEAM | ADJ. | CONF. | ADJ CONF. |
| Average RPI Loss: | 110 | RECORD | PCT. RANK | GAMES | SCHEDULE | OF SCHEDULE | RPI | RPI | RPI | RPI |
| DIV. I ONLY | 11- 7 | 124 | 8- 1 | 135 | 263 | 115 | 115 | 27 | 27 | |
| DIV. I NON-CONF. | 3- 6 | 230 | 1- 1 | 71 | 156 | 181 | 181 | 26 | 26 | |
| TOTALS | RPI 1-25 | RPI 26-50 | W-L RECORDS | RPI 51-100 | RPI 101-150 | RPI 150+ | | | | |
| 11- 7 | 0- 2 | 0- 1 | OVERALL | 0- 1 | 2- 1 | 9- 2 | | | | |
| 6- 2 | 0- 0 | 0- 0 | HOME | 0- 1 | 2- 0 | 4- 1 | | | | |
| 4- 5 | 0- 2 | 0- 1 | AWAY | 0- 0 | 0- 1 | 4- 1 | | | | |
| 1- 0 | 0- 0 | 0- 0 | NEUTRAL | 0- 0 | 0- 0 | 1- 0 | | | | |
| 3- 6 | 0- 2 | 0- 1 | NON-CONFERENCE | 0- 0 | 0- 1 | 3- 2 | | | | |
| 2- 1 | 0- 0 | 0- 0 | HOME | 0- 0 | 0- 0 | 2- 1 | | | | |
| 0- 5 | 0- 2 | 0- 1 | AWAY | 0- 0 | 0- 1 | 0- 1 | | | | |
| 1- 0 | 0- 0 | 0- 0 | NEUTRAL | 0- 0 | 0- 0 | 1- 0 | | | | |
| 8- 1 | 0- 0 | 0- 0 | CONFERENCE | 0- 1 | 2- 0 | 6- 0 | | | | |
| 4- 1 | 0- 0 | 0- 0 | HOME | 0- 1 | 2- 0 | 2- 0 | | | | |
| 4- 0 | 0- 0 | 0- 0 | AWAY | 0- 0 | 0- 0 | 4- 0 | | | | |
| 0- 0 | 0- 0 | 0- 0 | NEUTRAL | 0- 0 | 0- 0 | 0- 0 | | | | |

| RPI 1-25 | | | | RPI 26-50 | | | | RPI 51-100 | | | | RPI 101+ Team's RPI: 115 | | | |
|---------------------------|---|--------------------|-------|-----------|---|------------------|-------|------------|---|----------|-------|--------------------------|---|--------------------|-------|
| RPI | S | Opponent | Score | RPI | S | Opponent | Score | RPI | S | Opponent | Score | RPI | S | Opponent | Score |
| 5 | A | Baylor | 34 79 | 31 | A | Missouri | 46 52 | 90 | H | SFA | 61 70 | 113 | H | Central Ark. | 83 76 |
| 19 | A | Texas A&M | 45 71 | | | | | | | | | 146 | H | Lamar University | 77 59 |
| | | | | | | | | | | | | 148 | A | UTSA | 68 71 |
| | | | | | | | | | | | | 163 | H | Omaha | 73 66 |
| | | | | | | | | | | | | 171 | A | Wichita St. | 62 81 |
| | | | | | | | | | | | | 184 | H | New Orleans | 68 55 |
| | | | | | | | | | | | | 252 | N | Murray St. | 81 57 |
| | | | | | | | | | | | | 259 | H | UTRGV | 70 54 |
| | | | | | | | | | | | | 271 | H | McNeese | 77 65 |
| | | | | | | | | | | | | 288 | A | A&M-Corpus Christi | 72 59 |
| | | | | | | | | | | | | 305 | H | UMKC | 68 71 |
| | | | | | | | | | | | | 307 | A | Nicholls St. | 89 73 |
| | | | | | | | | | | | | 336 | A | Incarnate Word | 75 66 |
| | | | | | | | | | | | | 338 | A | Southeastern La. | 82 57 |
| LAST 12 Division I GAMES: | | | | | | | | | | | | | | | |
| 288 | A | A&M-Corpus Christi | 72 59 | 113 | H | Central Ark. | 83 76 | | | | | | | | |
| 271 | H | McNeese | 77 65 | 184 | H | New Orleans | 68 55 | | | | | | | | |
| 336 | A | Incarnate Word | 75 66 | 338 | A | Southeastern La. | 82 57 | | | | | | | | |
| 307 | A | Nicholls St. | 89 73 | 252 | N | Murray St. | 81 57 | | | | | | | | |
| 146 | H | Lamar University | 77 59 | 171 | A | Wichita St. | 62 81 | | | | | | | | |
| 90 | H | SFA | 61 70 | 305 | H | UMKC | 68 71 | | | | | | | | |

Non-Div I Games: Harding 74 62 Sul Ross St. 106 58 Howard Payne 87 52

Abilene Christian

Loss, Non-Conf, S Site, H Home A Away N Neutral

| | | | | | | | | | | |
|-------------------|----------|-----------|----------------|------------|-------------|---------------|------|------|-------|-----------|
| Average RPI Win: | 301 | WON-LOST | WINNING | LAST 10 | STRENGTH OF | OPP. STRENGTH | TEAM | ADJ. | CONF. | ADJ CONF. |
| Average RPI Loss: | 166 | RECORD | PCT. RANK | GAMES | SCHEDULE | OF SCHEDULE | RPI | RPI | RPI | RPI |
| DIV. I ONLY | 3- 16 | 323 | 1- 9 | 209 | 256 | 319 | 319 | 13 | 13 | |
| DIV. I NON-CONF. | 2- 8 | 288 | 1- 2 | 260 | 323 | 322 | 322 | 15 | 15 | |
| TOTALS | RPI 1-25 | RPI 26-50 | W-L RECORDS | RPI 51-100 | RPI 101-150 | RPI 150+ | | | | |
| 3- 16 | 0- 0 | 0- 0 | OVERALL | 0- 5 | 0- 2 | 3- 9 | | | | |
| 1- 9 | 0- 0 | 0- 0 | HOME | 0- 4 | 0- 2 | 1- 3 | | | | |
| 2- 7 | 0- 0 | 0- 0 | AWAY | 0- 1 | 0- 0 | 2- 6 | | | | |
| 0- 0 | 0- 0 | 0- 0 | NEUTRAL | 0- 0 | 0- 0 | 0- 0 | | | | |
| 2- 8 | 0- 0 | 0- 0 | NON-CONFERENCE | 0- 2 | 0- 2 | 2- 4 | | | | |
| 1- 4 | 0- 0 | 0- 0 | HOME | 0- 1 | 0- 2 | 1- 1 | | | | |
| 1- 4 | 0- 0 | 0- 0 | AWAY | 0- 1 | 0- 0 | 1- 3 | | | | |
| 0- 0 | 0- 0 | 0- 0 | NEUTRAL | 0- 0 | 0- 0 | 0- 0 | | | | |
| 1- 8 | 0- 0 | 0- 0 | CONFERENCE | 0- 3 | 0- 0 | 1- 5 | | | | |
| 0- 5 | 0- 0 | 0- 0 | HOME | 0- 3 | 0- 0 | 0- 2 | | | | |
| 1- 3 | 0- 0 | 0- 0 | AWAY | 0- 0 | 0- 0 | 1- 3 | | | | |
| 0- 0 | 0- 0 | 0- 0 | NEUTRAL | 0- 0 | 0- 0 | 0- 0 | | | | |

| RPI S | Opponent | Score | RPI S | Opponent | Score | RPI S | Opponent | Score | RPI S | Opponent | Score | Team's RPI: 319 |
|---------------------------|-----------------|-------|-------|------------------|-------|-------|------------------|-------|-------|-----------------------|-------|-----------------|
| | | | | | | 76 | H Colorado St. | 35 72 | 104 | H Navy | 46 64 | |
| | | | | | | 79 | H UNLV | 56 60 | 107 | H Vanderbilt | 49 75 | |
| | | | | | | 80 | A Colorado | 68 95 | 166 | A Army West Point | 47 75 | |
| | | | | | | 98 | H Wyoming | 54 66 | 173 | A Fresno St. | 40 63 | |
| | | | | | | 99 | H Northern Colo. | 44 71 | 173 | H Fresno St. | 56 72 | |
| | | | | | | | | | 191 | A San Jose St. | 74 86 | |
| | | | | | | | | | 210 | A Utah St. | 62 65 | |
| | | | | | | | | | 229 | A San Diego St. | 62 59 | |
| | | | | | | | | | 257 | H Weber St. | 61 76 | |
| | | | | | | | | | 261 | A Eastern Mich. | 44 65 | |
| | | | | | | | | | 284 | H Nevada | 51 56 | |
| | | | | | | | | | 296 | A Denver | 52 65 | |
| | | | | | | | | | 331 | H Utah Valley | 64 53 | |
| | | | | | | | | | 343 | A Fairleigh Dickinson | 56 48 | |
| LAST 12 Division I GAMES: | | | | | | | | | | | | |
| 173 | H Fresno St. | 56 72 | 76 | H Colorado St. | 35 72 | | | | | | | |
| 229 | A San Diego St. | 62 59 | 210 | A Utah St. | 62 65 | | | | | | | |
| 79 | H UNLV | 56 60 | 98 | H Wyoming | 54 66 | | | | | | | |
| 284 | H Nevada | 51 56 | 261 | A Eastern Mich. | 44 65 | | | | | | | |
| 191 | A San Jose St. | 74 86 | 99 | H Northern Colo. | 44 71 | | | | | | | |
| 173 | A Fresno St. | 40 63 | 331 | H Utah Valley | 64 53 | | | | | | | |

Non-Div I Games:

Air Force

■ Loss,
 ■ Non-Conf,
 ■ S Site,
 ■ H Home
 ■ A Away
 N Neutral

| | | | | | | | | | |
|------------------------------|----------|-----------|----------------|-------------|---------------|----------|------|-------|-----------|
| Average RPI Win: 257 | WON-LOST | WINNING | LAST 10 | STRENGTH OF | OPP. STRENGTH | TEAM | ADJ. | CONF. | ADJ CONF. |
| Average RPI Loss: 116 | RECORD | PCT. RANK | GAMES | SCHEDULE | OF SCHEDULE | RPI | RPI | RPI | RPI |
| DIV. I ONLY | 7- 11 | 229 | 2- 7 | 140 | 217 | 188 | 188 | 10 | 10 |
| DIV. I NON-CONF. | 5- 4 | 143 | 1- 1 | 268 | 177 | 173 | 173 | 11 | 11 |
| ----- | | | | | | | | | |
| TOTALS | RPI 1-25 | RPI 26-50 | W-L RECORDS | RPI 51-100 | RPI 101-150 | RPI 150+ | | | |
| 7- 11 | 0- 0 | 0- 2 | OVERALL | 1- 3 | 0- 3 | 6- 3 | | | |
| 1- 6 | 0- 0 | 0- 1 | HOME | 0- 1 | 0- 2 | 1- 2 | | | |
| 6- 4 | 0- 0 | 0- 0 | AWAY | 1- 2 | 0- 1 | 5- 1 | | | |
| 0- 1 | 0- 0 | 0- 1 | NEUTRAL | 0- 0 | 0- 0 | 0- 0 | | | |
| 5- 4 | 0- 0 | 0- 2 | NON-CONFERENCE | 0- 1 | 0- 1 | 5- 0 | | | |
| 0- 2 | 0- 0 | 0- 1 | HOME | 0- 0 | 0- 1 | 0- 0 | | | |
| 5- 1 | 0- 0 | 0- 0 | AWAY | 0- 1 | 0- 0 | 5- 0 | | | |
| 0- 1 | 0- 0 | 0- 1 | NEUTRAL | 0- 0 | 0- 0 | 0- 0 | | | |
| 2- 7 | 0- 0 | 0- 0 | CONFERENCE | 1- 2 | 0- 2 | 1- 3 | | | |
| 1- 4 | 0- 0 | 0- 0 | HOME | 0- 1 | 0- 1 | 1- 2 | | | |
| 1- 3 | 0- 0 | 0- 0 | AWAY | 1- 1 | 0- 1 | 0- 1 | | | |
| 0- 0 | 0- 0 | 0- 0 | NEUTRAL | 0- 0 | 0- 0 | 0- 0 | | | |

| RPI 1-25 | | | | RPI 26-50 | | | | RPI 51-100 | | | | RPI 101+ | | | | Team's RPI: 188 | |
|---------------------------|---|----------|-------|-----------|---|---------------|-------|------------|---|---------------|-------|----------|---|----------------|-------|-----------------|--|
| RPI | S | Opponent | Score | RPI | S | Opponent | Score | RPI | S | Opponent | Score | RPI | S | Opponent | Score | | |
| | | | | 27 | N | Elon | 62 65 | 62 | H | Ohio | 69 85 | 120 | H | Duquesne | 57 67 | | |
| | | | | 48 | H | Bucknell | 47 61 | 83 | A | Central Mich. | 62 89 | 128 | A | Ball St. | 70 80 | | |
| | | | | | | | | 86 | A | Northern Ill. | 84 55 | 128 | H | Ball St. | 63 90 | | |
| | | | | | | | | 95 | A | Penn St. | 71 84 | 167 | A | Western Mich. | 60 73 | | |
| | | | | | | | | | | | | 167 | H | Western Mich. | 57 73 | | |
| | | | | | | | | | | | | 243 | A | Canisius | 73 64 | | |
| | | | | | | | | | | | | 255 | H | Bowling Green | 58 62 | | |
| | | | | | | | | | | | | 261 | H | Eastern Mich. | 80 62 | | |
| | | | | | | | | | | | | 263 | A | Georgia St. | 78 66 | | |
| | | | | | | | | | | | | 310 | A | Youngstown St. | 76 74 | | |
| | | | | | | | | | | | | 313 | A | Eastern Ky. | 63 57 | | |
| | | | | | | | | | | | | 326 | A | Winthrop | 80 59 | | |
| LAST 12 Division I GAMES: | | | | | | | | | | | | | | | | | |
| | | | | 128 | H | Ball St. | 63 90 | 255 | H | Bowling Green | 58 62 | | | | | | |
| | | | | 261 | H | Eastern Mich. | 80 62 | 83 | A | Central Mich. | 62 89 | | | | | | |
| | | | | 167 | H | Western Mich. | 57 73 | 167 | A | Western Mich. | 60 73 | | | | | | |
| | | | | 86 | A | Northern Ill. | 84 55 | 27 | N | Elon | 62 65 | | | | | | |
| | | | | 128 | A | Ball St. | 70 80 | 263 | A | Georgia St. | 78 66 | | | | | | |
| | | | | 62 | H | Ohio | 69 85 | 120 | H | Duquesne | 57 67 | | | | | | |

Non-Div I Games: Ohio Christian 69 52 Malone 63 52

Akron

Loss, Non-Conf, S Site, H Home A Away N Neutral

Alabama

Through Games Of Feb. 1, 2017

| | | | | | | | | | |
|-----------------------------|----------|-----------|----------------|-------------|---------------|----------|------|-------|-----------|
| Average RPI Win: 217 | WON-LOST | WINNING | LAST 10 | STRENGTH OF | OPP. STRENGTH | TEAM | ADJ. | CONF. | ADJ CONF. |
| Average RPI Loss: 43 | RECORD | PCT. RANK | GAMES | SCHEDULE | OF SCHEDULE | RPI | RPI | RPI | RPI |
| DIV. I ONLY | 15- 7 | 82 | 4- 6 | 171 | 76 | 117 | 117 | 2 | 2 |
| DIV. I NON-CONF. | 12- 1 | 7 | 3- 0 | 343 | 231 | 128 | 128 | 2 | 2 |
| ----- | | | | | | | | | |
| TOTALS | RPI 1-25 | RPI 26-50 | W-L RECORDS | RPI 51-100 | RPI 101-150 | RPI 150+ | | | |
| 15- 7 | 0- 4 | 1- 1 | OVERALL | 1- 0 | 3- 2 | 10- 0 | | | |
| 11- 4 | 0- 3 | 0- 0 | HOME | 1- 0 | 2- 1 | 8- 0 | | | |
| 2- 3 | 0- 1 | 1- 1 | AWAY | 0- 0 | 1- 1 | 0- 0 | | | |
| 2- 0 | 0- 0 | 0- 0 | NEUTRAL | 0- 0 | 0- 0 | 2- 0 | | | |
| 12- 1 | 0- 0 | 0- 1 | NON-CONFERENCE | 1- 0 | 1- 0 | 10- 0 | | | |
| 10- 0 | 0- 0 | 0- 0 | HOME | 1- 0 | 1- 0 | 8- 0 | | | |
| 0- 1 | 0- 0 | 0- 1 | AWAY | 0- 0 | 0- 0 | 0- 0 | | | |
| 2- 0 | 0- 0 | 0- 0 | NEUTRAL | 0- 0 | 0- 0 | 2- 0 | | | |
| 3- 6 | 0- 4 | 1- 0 | CONFERENCE | 0- 0 | 2- 2 | 0- 0 | | | |
| 1- 4 | 0- 3 | 0- 0 | HOME | 0- 0 | 1- 1 | 0- 0 | | | |
| 2- 2 | 0- 1 | 1- 0 | AWAY | 0- 0 | 1- 1 | 0- 0 | | | |
| 0- 0 | 0- 0 | 0- 0 | NEUTRAL | 0- 0 | 0- 0 | 0- 0 | | | |

| RPI 1-25 | | | | RPI 26-50 | | | | RPI 51-100 | | | | RPI 101+ Team's RPI: 117 | | | |
|---------------------------|---|-----------------|--------------|-----------|---|----------------|--------------|------------|---|--------------|-------|--------------------------|---|------------------|--------------|
| RPI | S | Opponent | Score | RPI | S | Opponent | Score | RPI | S | Opponent | Score | RPI | S | Opponent | Score |
| 3 | A | South Carolina | 45 93 | 31 | A | Missouri | 59 58 | 53 | H | Georgia Tech | 67 65 | 103 | A | Ole Miss | 65 57 |
| 4 | H | Mississippi St. | 54 67 | 42 | A | Georgetown | 59 70 | | | | | 103 | H | Ole Miss | 90 80 |
| 15 | H | Kentucky | 54 71 | | | | | | | | | 107 | A | Vanderbilt | 80 87 |
| 21 | H | Auburn | 55 66 | | | | | | | | | 109 | H | Arkansas | 50 68 |
| | | | | | | | | | | | | 136 | H | Kansas | 71 65 |
| | | | | | | | | | | | | 184 | H | New Orleans | 78 57 |
| | | | | | | | | | | | | 263 | H | Georgia St. | 80 57 |
| | | | | | | | | | | | | 265 | H | Ga. Southern | 66 48 |
| | | | | | | | | | | | | 271 | N | McNeese | 84 63 |
| | | | | | | | | | | | | 281 | H | Mississippi Val. | 93 44 |
| | | | | | | | | | | | | 282 | N | UTEP | 78 60 |
| | | | | | | | | | | | | 285 | H | Lipscomb | 82 35 |
| | | | | | | | | | | | | 299 | H | Alcorn | 93 43 |
| | | | | | | | | | | | | 345 | H | Florida A&M | 81 46 |
| | | | | | | | | | | | | 349 | H | Alabama A&M | 97 29 |
| LAST 12 Division I GAMES: | | | | | | | | | | | | | | | |
| 21 | H | Auburn | 55 66 | 31 | A | Missouri | 59 58 | | | | | | | | |
| 107 | A | Vanderbilt | 80 87 | 103 | H | Ole Miss | 90 80 | | | | | | | | |
| 103 | A | Ole Miss | 65 57 | 3 | A | South Carolina | 45 93 | | | | | | | | |
| 4 | H | Mississippi St. | 54 67 | 345 | H | Florida A&M | 81 46 | | | | | | | | |
| 109 | H | Arkansas | 50 68 | 282 | N | UTEP | 78 60 | | | | | | | | |
| 15 | H | Kentucky | 54 71 | 271 | N | McNeese | 84 63 | | | | | | | | |

Non-Div I Games:

Alabama

■ Loss,
 ■ Non-Conf, S Site,
 ■ Home
 ■ Away
 N Neutral

| | | | | | | | | | | |
|-------------------|----------|-----------|----------------|------------|-------------|---------------|------|------|-------|-----------|
| Average RPI Win: | 0 | WON-LOST | WINNING | LAST 10 | STRENGTH OF | OPP. STRENGTH | TEAM | ADJ. | CONF. | ADJ CONF. |
| Average RPI Loss: | 234 | RECORD | PCT. RANK | GAMES | SCHEDULE | OF SCHEDULE | RPI | RPI | RPI | RPI |
| DIV. I ONLY | 0- 16 | 348 | 0- 10 | 316 | 337 | 349 | 349 | 30 | 30 | |
| DIV. I NON-CONF. | 0- 7 | 335 | 0- 3 | 190 | 272 | 339 | 339 | 30 | 30 | |
| TOTALS | RPI 1-25 | RPI 26-50 | W-L RECORDS | RPI 51-100 | RPI 101-150 | RPI 150+ | | | | |
| 0- 16 | 0- 0 | 0- 0 | OVERALL | 0- 2 | 0- 1 | 0- 13 | | | | |
| 0- 5 | 0- 0 | 0- 0 | HOME | 0- 0 | 0- 0 | 0- 5 | | | | |
| 0- 11 | 0- 0 | 0- 0 | AWAY | 0- 0 | 0- 0 | 0- 3 | | | | |
| 0- 0 | 0- 0 | 0- 0 | NEUTRAL | 0- 0 | 0- 0 | 0- 0 | | | | |
| 0- 7 | 0- 0 | 0- 0 | NON-CONFERENCE | 0- 2 | 0- 1 | 0- 4 | | | | |
| 0- 0 | 0- 0 | 0- 0 | HOME | 0- 0 | 0- 0 | 0- 0 | | | | |
| 0- 7 | 0- 0 | 0- 0 | AWAY | 0- 2 | 0- 1 | 0- 4 | | | | |
| 0- 0 | 0- 0 | 0- 0 | NEUTRAL | 0- 0 | 0- 0 | 0- 0 | | | | |
| 0- 9 | 0- 0 | 0- 0 | CONFERENCE | 0- 0 | 0- 0 | 0- 9 | | | | |
| 0- 5 | 0- 0 | 0- 0 | HOME | 0- 0 | 0- 0 | 0- 5 | | | | |
| 0- 4 | 0- 0 | 0- 0 | AWAY | 0- 0 | 0- 0 | 0- 4 | | | | |
| 0- 0 | 0- 0 | 0- 0 | NEUTRAL | 0- 0 | 0- 0 | 0- 0 | | | | |

| RPI 1-25 | | | | RPI 26-50 | | | | RPI 51-100 | | | | RPI 101+ Team's RPI: 349 | | | |
|---------------------------|---|-----------------|-------|-----------|---|-------------------|-------|------------|---|----------------|-------|--------------------------|---|-------------------|-------|
| RPI | S | Opponent | Score | RPI | S | Opponent | Score | RPI | S | Opponent | Score | RPI | S | Opponent | Score |
| | | | | | | | | 73 | A | North Carolina | 35 80 | 117 | A | Alabama | 29 97 |
| | | | | | | | | 91 | A | Western Ky. | 32 96 | 197 | H | Alabama St. | 37 52 |
| | | | | | | | | | | | | 209 | A | Texas Southern | 51 60 |
| | | | | | | | | | | | | 222 | H | Southern U. | 54 66 |
| | | | | | | | | | | | | 226 | A | Samford | 37 61 |
| | | | | | | | | | | | | 252 | A | Murray St. | 49 81 |
| | | | | | | | | | | | | 266 | H | Grambling | 53 68 |
| | | | | | | | | | | | | 279 | A | Evansville | 54 63 |
| | | | | | | | | | | | | 281 | A | Mississippi Val. | 58 60 |
| | | | | | | | | | | | | 286 | A | Southeast Mo. St. | 47 75 |
| | | | | | | | | | | | | 287 | A | Prairie View | 47 71 |
| | | | | | | | | | | | | 299 | H | Alcorn | 57 73 |
| | | | | | | | | | | | | 316 | A | Ark.-Pine Bluff | 57 61 |
| | | | | | | | | | | | | 347 | H | Jackson St. | 54 64 |
| LAST 12 Division I GAMES: | | | | | | | | | | | | | | | |
| 209 | A | Texas Southern | 51 60 | 281 | A | Mississippi Val. | 58 60 | | | | | | | | |
| 287 | A | Prairie View | 47 71 | 266 | H | Grambling | 53 68 | | | | | | | | |
| 299 | H | Alcorn | 57 73 | 347 | H | Jackson St. | 54 64 | | | | | | | | |
| 222 | H | Southern U. | 54 66 | 279 | A | Evansville | 54 63 | | | | | | | | |
| 197 | H | Alabama St. | 37 52 | 286 | A | Southeast Mo. St. | 47 75 | | | | | | | | |
| 316 | A | Ark.-Pine Bluff | 57 61 | 226 | A | Samford | 37 61 | | | | | | | | |

Non-Div I Games: Oakwood 68 65 Concordia (AL) 61 58

Alabama A&M

Loss, Non-Conf, S Site, H Home A Away N Neutral

| | | | | | | | | | | |
|-------------------|----------|-----------|----------------|------------|-------------|---------------|------|------|-------|-----------|
| Average RPI Win: | 300 | WON-LOST | WINNING | LAST 10 | STRENGTH OF | OPP. STRENGTH | TEAM | ADJ. | CONF. | ADJ CONF. |
| Average RPI Loss: | 128 | RECORD | PCT. RANK | GAMES | SCHEDULE | OF SCHEDULE | RPI | RPI | RPI | RPI |
| DIV. I ONLY | 7- 11 | 229 | 7- 3 | 208 | 235 | 197 | 197 | 30 | 30 | |
| DIV. I NON-CONF. | 0- 9 | 335 | 0- 3 | 30 | 11 | 256 | 256 | 30 | 30 | |
| TOTALS | RPI 1-25 | RPI 26-50 | W-L RECORDS | RPI 51-100 | RPI 101-150 | RPI 150+ | | | | |
| 7- 11 | 0- 2 | 0- 1 | OVERALL | 0- 2 | 0- 2 | 7- 4 | | | | |
| 3- 1 | 0- 0 | 0- 0 | HOME | 0- 0 | 0- 0 | 3- 1 | | | | |
| 4- 10 | 0- 0 | 0- 0 | AWAY | 0- 0 | 0- 2 | 4- 1 | | | | |
| 0- 0 | 0- 0 | 0- 0 | NEUTRAL | 0- 0 | 0- 0 | 0- 0 | | | | |
| 0- 9 | 0- 2 | 0- 1 | NON-CONFERENCE | 0- 2 | 0- 2 | 0- 2 | | | | |
| 0- 0 | 0- 0 | 0- 0 | HOME | 0- 0 | 0- 0 | 0- 0 | | | | |
| 0- 9 | 0- 2 | 0- 1 | AWAY | 0- 2 | 0- 2 | 0- 2 | | | | |
| 0- 0 | 0- 0 | 0- 0 | NEUTRAL | 0- 0 | 0- 0 | 0- 0 | | | | |
| 7- 2 | 0- 0 | 0- 0 | CONFERENCE | 0- 0 | 0- 0 | 7- 2 | | | | |
| 3- 1 | 0- 0 | 0- 0 | HOME | 0- 0 | 0- 0 | 3- 1 | | | | |
| 4- 1 | 0- 0 | 0- 0 | AWAY | 0- 0 | 0- 0 | 4- 1 | | | | |
| 0- 0 | 0- 0 | 0- 0 | NEUTRAL | 0- 0 | 0- 0 | 0- 0 | | | | |

| RPI 1-25 | | | | RPI 26-50 | | | | RPI 51-100 | | | | RPI 101+ Team's RPI: 197 | | | |
|---------------------------|---|------------------|-------|-----------|---|-----------------|--------|------------|---|----------------|-------|--------------------------|---|------------------|-------|
| RPI | S | Opponent | Score | RPI | S | Opponent | Score | RPI | S | Opponent | Score | RPI | S | Opponent | Score |
| 4 | A | Mississippi St. | 47 90 | 29 | A | Ohio St. | 61 118 | 53 | A | Georgia Tech | 48 70 | 105 | A | Troy | 66 95 |
| 25 | A | LSU | 40 93 | | | | | 73 | A | North Carolina | 54 84 | 130 | A | Southern Miss. | 43 70 |
| | | | | | | | | | | | | 209 | A | Texas Southern | 48 52 |
| | | | | | | | | | | | | 222 | H | Southern U. | 75 70 |
| | | | | | | | | | | | | 226 | A | Samford | 49 63 |
| | | | | | | | | | | | | 266 | H | Grambling | 45 60 |
| | | | | | | | | | | | | 281 | A | Mississippi Val. | 79 73 |
| | | | | | | | | | | | | 287 | A | Prairie View | 75 61 |
| | | | | | | | | | | | | 290 | A | Savannah St. | 39 54 |
| | | | | | | | | | | | | 299 | H | Alcorn | 72 54 |
| | | | | | | | | | | | | 316 | A | Ark.-Pine Bluff | 74 62 |
| | | | | | | | | | | | | 347 | H | Jackson St. | 73 64 |
| | | | | | | | | | | | | 349 | A | Alabama A&M | 52 37 |
| LAST 12 Division I GAMES: | | | | | | | | | | | | | | | |
| 287 | A | Prairie View | 75 61 | 316 | A | Ark.-Pine Bluff | 74 62 | | | | | | | | |
| 209 | A | Texas Southern | 48 52 | 347 | H | Jackson St. | 73 64 | | | | | | | | |
| 222 | H | Southern U. | 75 70 | 266 | H | Grambling | 45 60 | | | | | | | | |
| 299 | H | Alcorn | 72 54 | 25 | A | LSU | 40 93 | | | | | | | | |
| 349 | A | Alabama A&M | 52 37 | 4 | A | Mississippi St. | 47 90 | | | | | | | | |
| 281 | A | Mississippi Val. | 79 73 | 29 | A | Ohio St. | 61 118 | | | | | | | | |

Non-Div I Games: Mobile 84 45

Alabama St.

■ Loss,
 ■ Non-Conf,
 ■ S Site,
 ■ Home
 ■ A Away
 N Neutral

| | | | | | | | | | |
|------------------------------|----------|-----------|----------------|-------------|---------------|----------|------|-------|-----------|
| Average RPI Win: 244 | WON-LOST | WINNING | LAST 10 | STRENGTH OF | OPP. STRENGTH | TEAM | ADJ. | CONF. | ADJ CONF. |
| Average RPI Loss: 127 | RECORD | PCT. RANK | GAMES | SCHEDULE | OF SCHEDULE | RPI | RPI | RPI | RPI |
| DIV. I ONLY | 11- 10 | 156 | 6- 4 | 217 | 189 | 169 | 169 | 19 | 19 |
| DIV. I NON-CONF. | 5- 7 | 205 | 0- 2 | 165 | 162 | 183 | 183 | 21 | 21 |
| TOTALS | RPI 1-25 | RPI 26-50 | W-L RECORDS | RPI 51-100 | RPI 101-150 | RPI 150+ | | | |
| 11- 10 | 0- 2 | 0- 0 | OVERALL | 0- 2 | 1- 3 | 10- 3 | | | |
| 8- 1 | 0- 0 | 0- 0 | HOME | 0- 0 | 1- 0 | 7- 1 | | | |
| 3- 8 | 0- 1 | 0- 0 | AWAY | 0- 2 | 0- 3 | 3- 2 | | | |
| 0- 1 | 0- 1 | 0- 0 | NEUTRAL | 0- 0 | 0- 0 | 0- 0 | | | |
| 5- 7 | 0- 2 | 0- 0 | NON-CONFERENCE | 0- 1 | 0- 2 | 5- 2 | | | |
| 4- 0 | 0- 0 | 0- 0 | HOME | 0- 0 | 0- 0 | 4- 0 | | | |
| 1- 6 | 0- 1 | 0- 0 | AWAY | 0- 1 | 0- 2 | 1- 2 | | | |
| 0- 1 | 0- 1 | 0- 0 | NEUTRAL | 0- 0 | 0- 0 | 0- 0 | | | |
| 6- 3 | 0- 0 | 0- 0 | CONFERENCE | 0- 1 | 1- 1 | 5- 1 | | | |
| 4- 1 | 0- 0 | 0- 0 | HOME | 0- 0 | 1- 0 | 3- 1 | | | |
| 2- 2 | 0- 0 | 0- 0 | AWAY | 0- 1 | 0- 1 | 2- 0 | | | |
| 0- 0 | 0- 0 | 0- 0 | NEUTRAL | 0- 0 | 0- 0 | 0- 0 | | | |

| RPI 1-25 | | | | RPI 26-50 | | | | RPI 51-100 | | | | RPI 101+ Team's RPI: 169 | | | |
|---------------------------|---|--------------|--------------|-----------|---|-----------------|--------------|------------|---|-----------------|--------------|--------------------------|---|-----------------|--------------|
| RPI | S | Opponent | Score | RPI | S | Opponent | Score | RPI | S | Opponent | Score | RPI | S | Opponent | Score |
| 15 | A | Kentucky | 46 70 | | | | | 85 | A | New Hampshire | 58 71 | 119 | A | Maine | 71 84 |
| 24 | N | Miami (FL) | 53 77 | | | | | 87 | A | St. John's (NY) | 36 54 | 122 | A | Fordham | 82 89 |
| | | | | | | | | | | | | 129 | H | Hartford | 82 71 |
| | | | | | | | | | | | | 133 | A | Yale | 53 64 |
| | | | | | | | | | | | | 166 | H | Army West Point | 65 59 |
| | | | | | | | | | | | | 186 | H | Fairfield | 59 45 |
| | | | | | | | | | | | | 193 | H | Siena | 88 86 |
| | | | | | | | | | | | | 196 | A | Binghamton | 67 61 |
| | | | | | | | | | | | | 206 | A | Dartmouth | 61 69 |
| | | | | | | | | | | | | 225 | A | St. Bonaventure | 59 67 |
| | | | | | | | | | | | | 245 | H | Stony Brook | 64 54 |
| | | | | | | | | | | | | 250 | H | UMBC | 56 64 |
| | | | | | | | | | | | | 273 | H | Boston U. | 69 54 |
| | | | | | | | | | | | | 280 | H | Vermont | 64 53 |
| | | | | | | | | | | | | 337 | A | UMass Lowell | 79 60 |
| | | | | | | | | | | | | 337 | H | UMass Lowell | 93 69 |
| | | | | | | | | | | | | 344 | A | Wagner | 75 50 |
| LAST 12 Division I GAMES: | | | | | | | | | | | | | | | |
| 337 | A | UMass Lowell | 79 60 | 85 | A | New Hampshire | 58 71 | | | | | | | | |
| 129 | H | Hartford | 82 71 | 245 | H | Stony Brook | 64 54 | | | | | | | | |
| 280 | H | Vermont | 64 53 | 337 | H | UMass Lowell | 93 69 | | | | | | | | |
| 119 | A | Maine | 71 84 | 206 | A | Dartmouth | 61 69 | | | | | | | | |
| 196 | A | Binghamton | 67 61 | 225 | A | St. Bonaventure | 59 67 | | | | | | | | |
| 250 | H | UMBC | 56 64 | 344 | A | Wagner | 75 50 | | | | | | | | |

Non-Div I Games: Post 85 61

Albany (NY)

■ Loss,
 ■ Non-Conf,
 ■ S Site,
 ■ H Home
 ■ A Away
 N Neutral

| | | | | | | | | | |
|------------------------------|----------|-----------|----------------|-------------|---------------|----------|------|-------|-----------|
| Average RPI Win: 300 | WON-LOST | WINNING | LAST 10 | STRENGTH OF | OPP. STRENGTH | TEAM | ADJ. | CONF. | ADJ CONF. |
| Average RPI Loss: 172 | RECORD | PCT. RANK | GAMES | SCHEDULE | OF SCHEDULE | RPI | RPI | RPI | RPI |
| DIV. I ONLY | 6- 14 | 273 | 0- 1 | 268 | 319 | 299 | 299 | 30 | 30 |
| DIV. I NON-CONF. | 0- 11 | 335 | 0- 1 | 132 | 224 | 324 | 324 | 30 | 30 |
| TOTALS | RPI 1-25 | RPI 26-50 | W-L RECORDS | RPI 51-100 | RPI 101-150 | RPI 150+ | | | |
| 6- 14 | 0- 0 | 0- 0 | OVERALL | 0- 1 | 0- 6 | 6- 7 | | | |
| 4- 3 | 0- 0 | 0- 0 | HOME | 0- 0 | 0- 1 | 4- 2 | | | |
| 2- 10 | 0- 0 | 0- 0 | AWAY | 0- 0 | 0- 2 | 2- 2 | | | |
| 0- 1 | 0- 0 | 0- 0 | NEUTRAL | 0- 0 | 0- 0 | 0- 1 | | | |
| 0- 11 | 0- 0 | 0- 0 | NON-CONFERENCE | 0- 1 | 0- 6 | 0- 4 | | | |
| 0- 2 | 0- 0 | 0- 0 | HOME | 0- 0 | 0- 1 | 0- 1 | | | |
| 0- 8 | 0- 0 | 0- 0 | AWAY | 0- 1 | 0- 5 | 0- 2 | | | |
| 0- 1 | 0- 0 | 0- 0 | NEUTRAL | 0- 0 | 0- 0 | 0- 1 | | | |
| 6- 3 | 0- 0 | 0- 0 | CONFERENCE | 0- 0 | 0- 0 | 6- 3 | | | |
| 4- 1 | 0- 0 | 0- 0 | HOME | 0- 0 | 0- 0 | 4- 1 | | | |
| 2- 2 | 0- 0 | 0- 0 | AWAY | 0- 0 | 0- 0 | 2- 2 | | | |
| 0- 0 | 0- 0 | 0- 0 | NEUTRAL | 0- 0 | 0- 0 | 0- 0 | | | |

| RPI S | Opponent | Score | RPI S | Opponent | Score | RPI S | Opponent | Score | RPI S | Opponent | Score | Team's RPI: 299 |
|---------------------------|----------|-------|-------|---------------------|-------|-------|--------------|------------------|-------|---------------------|-------|-----------------|
| | | | | | | 61 | A Texas Tech | 37 90 | 113 | A Central Ark. | 45 59 | |
| | | | | | | | | | 113 | H Central Ark. | 57 71 | |
| | | | | | | | | | 114 | A Arizona | 59 74 | |
| | | | | | | | | | 117 | A Alabama | 43 93 | |
| | | | | | | | | | 130 | A Southern Miss. | 56 99 | |
| | | | | | | | | | 140 | A TCU | 39 95 | |
| | | | | | | | | | 175 | A Houston | 70 85 | |
| | | | | | | | | | 197 | A Alabama St. | 54 72 | |
| | | | | | | | | | 209 | H Texas Southern | 53 57 | |
| | | | | | | | | | 214 | A Grand Canyon | 44 77 | |
| | | | | | | | | | 222 | H Southern U. | 69 63 | |
| | | | | | | | | | 266 | A Grambling | 63 86 | |
| | | | | | | | | | 268 | H Jacksonville St. | 66 70 | |
| | | | | | | | | | 281 | H Mississippi Val. | 69 49 | |
| | | | | | | | | | 286 | N Southeast Mo. St. | 50 68 | |
| | | | | | | | | | 287 | H Prairie View | 62 55 | |
| | | | | | | | | | 316 | H Ark.-Pine Bluff | 70 48 | |
| | | | | | | | | | 347 | A Jackson St. | 70 53 | |
| | | | | | | | | | 349 | A Alabama A&M | 73 57 | |
| LAST 12 Division I GAMES: | | | | | | | | | | | | |
| | | | 286 | N Southeast Mo. St. | 50 68 | | 266 | A Grambling | 63 86 | | | |
| | | | 222 | H Southern U. | 69 63 | | 347 | A Jackson St. | 70 53 | | | |
| | | | 349 | A Alabama A&M | 73 57 | | 287 | H Prairie View | 62 55 | | | |
| | | | 197 | A Alabama St. | 54 72 | | 209 | H Texas Southern | 53 57 | | | |
| | | | 316 | H Ark.-Pine Bluff | 70 48 | | 175 | A Houston | 70 85 | | | |
| | | | 281 | H Mississippi Val. | 69 49 | | 140 | A TCU | 39 95 | | | |

Non-Div I Games:

Alcorn

■ Loss,
 ■ Non-Conf,
 ■ S Site,
 ■ H Home
 ■ A Away
 N Neutral

| | | | | | | | | | | |
|-------------------|----------|-----------|----------------|------------|-------------|---------------|------|------|-------|-----------|
| Average RPI Win: | 236 | WON-LOST | WINNING | LAST 10 | STRENGTH OF | OPP. STRENGTH | TEAM | ADJ. | CONF. | ADJ CONF. |
| Average RPI Loss: | 147 | RECORD | PCT. RANK | GAMES | SCHEDULE | OF SCHEDULE | RPI | RPI | RPI | RPI |
| DIV. I ONLY | 10- 11 | 182 | 7- 3 | 174 | 233 | 181 | 181 | 24 | 24 | |
| DIV. I NON-CONF. | 3- 8 | 262 | 0- 2 | 120 | 197 | 230 | 230 | 25 | 25 | |
| TOTALS | RPI 1-25 | RPI 26-50 | W-L RECORDS | RPI 51-100 | RPI 101-150 | RPI 150+ | | | | |
| 10- 11 | 0- 0 | 1- 2 | OVERALL | 1- 1 | 0- 3 | 8- 5 | | | | |
| 6- 3 | 0- 0 | 1- 0 | HOME | 1- 0 | 0- 2 | 4- 1 | | | | |
| 4- 6 | 0- 0 | 0- 2 | AWAY | 0- 1 | 0- 0 | 4- 3 | | | | |
| 0- 2 | 0- 0 | 0- 0 | NEUTRAL | 0- 0 | 0- 1 | 0- 1 | | | | |
| 3- 8 | 0- 0 | 0- 1 | NON-CONFERENCE | 1- 1 | 0- 3 | 2- 3 | | | | |
| 2- 2 | 0- 0 | 0- 0 | HOME | 1- 0 | 0- 2 | 1- 0 | | | | |
| 1- 4 | 0- 0 | 0- 1 | AWAY | 0- 1 | 0- 0 | 1- 2 | | | | |
| 0- 2 | 0- 0 | 0- 0 | NEUTRAL | 0- 0 | 0- 1 | 0- 1 | | | | |
| 7- 3 | 0- 0 | 1- 1 | CONFERENCE | 0- 0 | 0- 0 | 6- 2 | | | | |
| 4- 1 | 0- 0 | 1- 0 | HOME | 0- 0 | 0- 0 | 3- 1 | | | | |
| 3- 2 | 0- 0 | 0- 1 | AWAY | 0- 0 | 0- 0 | 3- 1 | | | | |
| 0- 0 | 0- 0 | 0- 0 | NEUTRAL | 0- 0 | 0- 0 | 0- 0 | | | | |

| RPI 1-25 | | | | RPI 26-50 | | | | RPI 51-100 | | | | RPI 101+ Team's RPI: 181 | | | |
|---------------------------|---|----------|-------|-----------|---|-----------------|-------|------------|---|-------------------|-------|--------------------------|---|-----------------|-------|
| RPI | S | Opponent | Score | RPI | S | Opponent | Score | RPI | S | Opponent | Score | RPI | S | Opponent | Score |
| | | | | 32 | A | Michigan | 33 82 | 70 | H | George Washington | 66 61 | 110 | H | Delaware | 55 56 |
| | | | | 48 | A | Bucknell | 67 73 | 95 | A | Penn St. | 65 70 | 123 | N | VCU | 62 68 |
| | | | | 48 | H | Bucknell | 59 47 | | | | | 127 | H | William & Mary | 34 48 |
| | | | | | | | | | | | | 158 | A | La Salle | 59 63 |
| | | | | | | | | | | | | 166 | A | Army West Point | 51 53 |
| | | | | | | | | | | | | 179 | A | Hofstra | 67 72 |
| | | | | | | | | | | | | 247 | A | Loyola Maryland | 60 45 |
| | | | | | | | | | | | | 250 | H | UMBC | 70 53 |
| | | | | | | | | | | | | 263 | N | Georgia St. | 58 59 |
| | | | | | | | | | | | | 267 | A | Colgate | 73 62 |
| | | | | | | | | | | | | 267 | H | Colgate | 68 57 |
| | | | | | | | | | | | | 273 | H | Boston U. | 73 62 |
| | | | | | | | | | | | | 308 | H | Lehigh | 68 51 |
| | | | | | | | | | | | | 310 | A | Youngstown St. | 77 64 |
| | | | | | | | | | | | | 315 | H | Holy Cross | 60 61 |
| | | | | | | | | | | | | 323 | A | Lafayette | 76 52 |
| LAST 12 Division I GAMES: | | | | | | | | | | | | | | | |
| | | | | 48 | H | Bucknell | 59 47 | 308 | H | Lehigh | 68 51 | | | | |
| | | | | 267 | A | Colgate | 73 62 | 48 | A | Bucknell | 67 73 | | | | |
| | | | | 315 | H | Holy Cross | 60 61 | 267 | H | Colgate | 68 57 | | | | |
| | | | | 323 | A | Lafayette | 76 52 | 247 | A | Loyola Maryland | 60 45 | | | | |
| | | | | 166 | A | Army West Point | 51 53 | 32 | A | Michigan | 33 82 | | | | |
| | | | | 273 | H | Boston U. | 73 62 | 95 | A | Penn St. | 65 70 | | | | |

Non-Div I Games:

American

■ Loss,
■ Non-Conf,
■ S Site,
■ H Home
■ A Away
N Neutral

| | | | | | | | | | | |
|-------------------|----------|-----------|----------------|------------|-------------|---------------|------|------|-------|-----------|
| Average RPI Win: | 251 | WON-LOST | WINNING | LAST 10 | STRENGTH OF | OPP. STRENGTH | TEAM | ADJ. | CONF. | ADJ CONF. |
| Average RPI Loss: | 125 | RECORD | PCT. RANK | GAMES | SCHEDULE | OF SCHEDULE | RPI | RPI | RPI | RPI |
| DIV. I ONLY | 8- 12 | 225 | 4- 6 | 141 | 207 | 190 | 190 | 21 | 21 | |
| DIV. I NON-CONF. | 5- 6 | 186 | 1- 2 | 153 | 188 | 164 | 164 | 18 | 18 | |
| TOTALS | RPI 1-25 | RPI 26-50 | W-L RECORDS | RPI 51-100 | RPI 101-150 | RPI 150+ | | | | |
| 8- 12 | 0- 2 | 0- 2 | OVERALL | 0- 2 | 0- 1 | 8- 5 | | | | |
| 3- 5 | 0- 0 | 0- 1 | HOME | 0- 1 | 0- 1 | 3- 2 | | | | |
| 4- 7 | 0- 2 | 0- 1 | AWAY | 0- 1 | 0- 0 | 4- 3 | | | | |
| 1- 0 | 0- 0 | 0- 0 | NEUTRAL | 0- 0 | 0- 0 | 1- 0 | | | | |
| 5- 6 | 0- 2 | 0- 0 | NON-CONFERENCE | 0- 1 | 0- 1 | 5- 2 | | | | |
| 2- 2 | 0- 0 | 0- 0 | HOME | 0- 0 | 0- 1 | 2- 1 | | | | |
| 2- 4 | 0- 2 | 0- 0 | AWAY | 0- 1 | 0- 0 | 2- 1 | | | | |
| 1- 0 | 0- 0 | 0- 0 | NEUTRAL | 0- 0 | 0- 0 | 1- 0 | | | | |
| 3- 6 | 0- 0 | 0- 2 | CONFERENCE | 0- 1 | 0- 0 | 3- 3 | | | | |
| 1- 3 | 0- 0 | 0- 1 | HOME | 0- 1 | 0- 0 | 1- 1 | | | | |
| 2- 3 | 0- 0 | 0- 1 | AWAY | 0- 0 | 0- 0 | 2- 2 | | | | |
| 0- 0 | 0- 0 | 0- 0 | NEUTRAL | 0- 0 | 0- 0 | 0- 0 | | | | |

| RPI 1-25 | | | | RPI 26-50 | | | | RPI 51-100 | | | | RPI 101+ Team's RPI: 190 | | | |
|---------------------------|---|---------------|-------|-----------|---|---------------|-------|------------|---|--------------|-------|--------------------------|---|--------------------|-------|
| RPI | S | Opponent | Score | RPI | S | Opponent | Score | RPI | S | Opponent | Score | RPI | S | Opponent | Score |
| 14 | A | Tennessee | 66 92 | 45 | A | UT Arlington | 63 74 | 53 | A | Georgia Tech | 52 81 | 121 | H | Radford | 54 57 |
| 17 | A | DePaul | 58 99 | 45 | H | UT Arlington | 62 73 | 55 | H | Little Rock | 69 77 | 178 | A | ETSU | 71 68 |
| | | | | | | | | | | | | 194 | H | Col. of Charleston | 62 65 |
| | | | | | | | | | | | | 205 | A | Texas St. | 66 64 |
| | | | | | | | | | | | | 205 | H | Texas St. | 37 53 |
| | | | | | | | | | | | | 208 | H | UNC Asheville | 81 51 |
| | | | | | | | | | | | | 235 | A | Coastal Caro. | 55 60 |
| | | | | | | | | | | | | 246 | A | Richmond | 46 55 |
| | | | | | | | | | | | | 263 | A | Georgia St. | 67 63 |
| | | | | | | | | | | | | 265 | A | Ga. Southern | 50 53 |
| | | | | | | | | | | | | 274 | H | N.C. A&T | 71 58 |
| | | | | | | | | | | | | 277 | A | Liberty | 66 57 |
| | | | | | | | | | | | | 278 | N | Gardner-Webb | 72 67 |
| | | | | | | | | | | | | 324 | H | Arkansas St. | 76 50 |
| LAST 12 Division I GAMES: | | | | | | | | | | | | | | | |
| 45 | H | UT Arlington | 62 73 | 324 | H | Arkansas St. | 76 50 | | | | | | | | |
| 205 | H | Texas St. | 37 53 | 205 | A | Texas St. | 66 64 | | | | | | | | |
| 265 | A | Ga. Southern | 50 53 | 45 | A | UT Arlington | 63 74 | | | | | | | | |
| 263 | A | Georgia St. | 67 63 | 208 | H | UNC Asheville | 81 51 | | | | | | | | |
| 235 | A | Coastal Caro. | 55 60 | 14 | A | Tennessee | 66 92 | | | | | | | | |
| 55 | H | Little Rock | 69 77 | 53 | A | Georgia Tech | 52 81 | | | | | | | | |

Non-Div I Games:

Appalachian St.

■ Loss,
■ Non-Conf, S Site,
■ Home
■ Away
N Neutral

| | | | | | | | | | | |
|-------------------|----------|-----------|----------------|------------|-------------|---------------|------|------|-------|-----------|
| Average RPI Win: | 203 | WON-LOST | WINNING | LAST 10 | STRENGTH OF | OPP. STRENGTH | TEAM | ADJ. | CONF. | ADJ CONF. |
| Average RPI Loss: | 65 | RECORD | PCT. RANK | GAMES | SCHEDULE | OF SCHEDULE | RPI | RPI | RPI | RPI |
| DIV. I ONLY | 11- 10 | 156 | 2- 8 | 92 | 61 | 114 | 114 | 1 | 1 | |
| DIV. I NON-CONF. | 9- 2 | 37 | 2- 0 | 315 | 285 | 136 | 136 | 1 | 1 | |
| TOTALS | RPI 1-25 | RPI 26-50 | W-L RECORDS | RPI 51-100 | RPI 101-150 | RPI 150+ | | | | |
| 11- 10 | 0- 4 | 0- 0 | OVERALL | 2- 4 | 1- 1 | 8- 1 | | | | |
| 7- 4 | 0- 2 | 0- 0 | HOME | 1- 1 | 0- 0 | 6- 1 | | | | |
| 4- 6 | 0- 2 | 0- 0 | AWAY | 1- 3 | 1- 1 | 2- 0 | | | | |
| 0- 0 | 0- 0 | 0- 0 | NEUTRAL | 0- 0 | 0- 0 | 0- 0 | | | | |
| 9- 2 | 0- 0 | 0- 0 | NON-CONFERENCE | 0- 0 | 1- 1 | 8- 1 | | | | |
| 6- 1 | 0- 0 | 0- 0 | HOME | 0- 0 | 0- 0 | 6- 1 | | | | |
| 3- 1 | 0- 0 | 0- 0 | AWAY | 0- 0 | 1- 1 | 2- 0 | | | | |
| 0- 0 | 0- 0 | 0- 0 | NEUTRAL | 0- 0 | 0- 0 | 0- 0 | | | | |
| 2- 8 | 0- 4 | 0- 0 | CONFERENCE | 2- 4 | 0- 0 | 0- 0 | | | | |
| 1- 3 | 0- 2 | 0- 0 | HOME | 1- 1 | 0- 0 | 0- 0 | | | | |
| 1- 5 | 0- 2 | 0- 0 | AWAY | 1- 3 | 0- 0 | 0- 0 | | | | |
| 0- 0 | 0- 0 | 0- 0 | NEUTRAL | 0- 0 | 0- 0 | 0- 0 | | | | |

| RPI 1-25 | | | | RPI 26-50 | | | | RPI 51-100 | | | | RPI 101+ Team's RPI: 114 | | | |
|---------------------------|---|---------------------|-------|-----------|---|--------------|-------|------------|---|---------------------|-------|--------------------------|---|----------------|-------|
| RPI | S | Opponent | Score | RPI | S | Opponent | Score | RPI | S | Opponent | Score | RPI | S | Opponent | Score |
| 8 | A | Stanford | 46 73 | | | | | 51 | A | Utah | 81 70 | 136 | A | Kansas | 51 75 |
| 8 | H | Stanford | 55 77 | | | | | 56 | A | California | 60 71 | 143 | A | George Mason | 81 70 |
| 9 | A | UCLA | 49 69 | | | | | 56 | H | California | 64 74 | 176 | A | New Mexico St. | 74 63 |
| 10 | H | Washington | 73 90 | | | | | 60 | H | Washington St. | 56 55 | 210 | H | Utah St. | 61 57 |
| | | | | | | | | 71 | A | Southern California | 54 58 | 215 | H | San Diego | 76 59 |
| | | | | | | | | 80 | A | Colorado | 56 65 | 220 | H | North Texas | 58 62 |
| | | | | | | | | | | | | 231 | H | Portland St. | 75 52 |
| | | | | | | | | | | | | 251 | A | Southern Utah | 77 65 |
| | | | | | | | | | | | | 266 | H | Grambling | 73 46 |
| | | | | | | | | | | | | 299 | H | Alcorn | 74 59 |
| | | | | | | | | | | | | 330 | H | Fla. Atlantic | 77 67 |
| LAST 12 Division I GAMES: | | | | | | | | | | | | | | | |
| 9 | A | UCLA | 49 69 | 51 | A | Utah | 81 70 | | | | | | | | |
| 71 | A | Southern California | 54 58 | 80 | A | Colorado | 56 65 | | | | | | | | |
| 56 | A | California | 60 71 | 8 | H | Stanford | 55 77 | | | | | | | | |
| 8 | A | Stanford | 46 73 | 56 | H | California | 64 74 | | | | | | | | |
| 60 | H | Washington St. | 56 55 | 231 | H | Portland St. | 75 52 | | | | | | | | |
| 10 | H | Washington | 73 90 | 210 | H | Utah St. | 61 57 | | | | | | | | |

Non-Div I Games:

Arizona

■ Loss,
 ■ Non-Conf,
 ■ S Site,
 ■ H Home
 ■ A Away
 N Neutral

| | | | | | | | | | | |
|-------------------|----------|-----------|----------------|------------|-------------|---------------|------|------|-------|-----------|
| Average RPI Win: | 128 | WON-LOST | WINNING | LAST 10 | STRENGTH OF | OPP. STRENGTH | TEAM | ADJ. | CONF. | ADJ CONF. |
| Average RPI Loss: | 23 | RECORD | PCT. RANK | GAMES | SCHEDULE | OF SCHEDULE | RPI | RPI | RPI | RPI |
| DIV. I ONLY | 14- 7 | 91 | 5- 5 | 18 | 10 | 26 | 26 | 1 | 1 | |
| DIV. I NON-CONF. | 9- 2 | 37 | 2- 0 | 103 | 51 | 38 | 38 | 1 | 1 | |
| TOTALS | RPI 1-25 | RPI 26-50 | W-L RECORDS | RPI 51-100 | RPI 101-150 | RPI 150+ | | | | |
| 14- 7 | 1- 5 | 0- 1 | OVERALL | 8- 1 | 1- 0 | 4- 0 | | | | |
| 8- 2 | 0- 2 | 0- 0 | HOME | 3- 0 | 1- 0 | 4- 0 | | | | |
| 5- 4 | 1- 2 | 0- 1 | AWAY | 4- 1 | 0- 0 | 0- 0 | | | | |
| 1- 1 | 0- 1 | 0- 0 | NEUTRAL | 1- 0 | 0- 0 | 0- 0 | | | | |
| 9- 2 | 1- 1 | 0- 1 | NON-CONFERENCE | 3- 0 | 1- 0 | 4- 0 | | | | |
| 6- 0 | 0- 0 | 0- 0 | HOME | 1- 0 | 1- 0 | 4- 0 | | | | |
| 2- 1 | 1- 0 | 0- 1 | AWAY | 1- 0 | 0- 0 | 0- 0 | | | | |
| 1- 1 | 0- 1 | 0- 0 | NEUTRAL | 1- 0 | 0- 0 | 0- 0 | | | | |
| 5- 5 | 0- 4 | 0- 0 | CONFERENCE | 5- 1 | 0- 0 | 0- 0 | | | | |
| 2- 2 | 0- 2 | 0- 0 | HOME | 2- 0 | 0- 0 | 0- 0 | | | | |
| 3- 3 | 0- 2 | 0- 0 | AWAY | 3- 1 | 0- 0 | 0- 0 | | | | |
| 0- 0 | 0- 0 | 0- 0 | NEUTRAL | 0- 0 | 0- 0 | 0- 0 | | | | |

| RPI 1-25 | | | | RPI 26-50 | | | | Team's RPI: 26 | | | | RPI 51-100 | | | | RPI 101+ | | | |
|---------------------------|---|---------------------|-------|-----------|---|--------------|-------|----------------|---|---------------------|-------|------------|---|--------------|-------|----------|---|----------|-------|
| RPI | S | Opponent | Score | RPI | S | Opponent | Score | RPI | S | Opponent | Score | RPI | S | Opponent | Score | RPI | S | Opponent | Score |
| 8 | A | Stanford | 56 66 | 40 | A | Marquette | 63 75 | 51 | A | Utah | 66 44 | 145 | H | Oral Roberts | 79 52 | | | | |
| 8 | H | Stanford | 57 64 | | | | | 56 | A | California | 54 45 | 191 | H | San Jose St. | 82 37 | | | | |
| 9 | A | UCLA | 60 69 | | | | | 56 | H | California | 72 62 | 273 | H | Boston U. | 71 42 | | | | |
| 10 | H | Washington | 54 65 | | | | | 60 | H | Washington St. | 68 49 | 314 | H | Illinois St. | 76 40 | | | | |
| 15 | A | Kentucky | 73 71 | | | | | 64 | H | Florida | 69 63 | 315 | H | Holy Cross | 63 33 | | | | |
| 18 | N | Maryland | 42 83 | | | | | 71 | A | Southern California | 50 65 | | | | | | | | |
| | | | | | | | | 80 | A | Colorado | 71 52 | | | | | | | | |
| | | | | | | | | 87 | N | St. John's (NY) | 54 41 | | | | | | | | |
| | | | | | | | | 88 | A | Middle Tenn. | 69 48 | | | | | | | | |
| LAST 12 Division I GAMES: | | | | | | | | | | | | | | | | | | | |
| 71 | A | Southern California | 50 65 | 80 | A | Colorado | 71 52 | | | | | | | | | | | | |
| 9 | A | UCLA | 60 69 | 51 | A | Utah | 66 44 | | | | | | | | | | | | |
| 8 | A | Stanford | 56 66 | 56 | H | California | 72 62 | | | | | | | | | | | | |
| 56 | A | California | 54 45 | 8 | H | Stanford | 57 64 | | | | | | | | | | | | |
| 10 | H | Washington | 54 65 | 315 | H | Holy Cross | 63 33 | | | | | | | | | | | | |
| 60 | H | Washington St. | 68 49 | 145 | H | Oral Roberts | 79 52 | | | | | | | | | | | | |

Non-Div I Games:

Arizona St.

■ Loss,
■ Non-Conf, S Site,
■ Home
■ Away
N Neutral

| | | | | | | | | | | |
|-------------------|----------|-----------|----------------|------------|-------------|---------------|------|------|-------|-----------|
| Average RPI Win: | 308 | WON-LOST | WINNING | LAST 10 | STRENGTH OF | OPP. STRENGTH | TEAM | ADJ. | CONF. | ADJ CONF. |
| Average RPI Loss: | 187 | RECORD | PCT. RANK | GAMES | SCHEDULE | OF SCHEDULE | RPI | RPI | RPI | RPI |
| DIV. I ONLY | 5- 13 | 284 | 4- 6 | 291 | 325 | 316 | 316 | 30 | 30 | |
| DIV. I NON-CONF. | 1- 8 | 314 | 1- 2 | 123 | 235 | 285 | 285 | 30 | 30 | |
| TOTALS | RPI 1-25 | RPI 26-50 | W-L RECORDS | RPI 51-100 | RPI 101-150 | RPI 150+ | | | | |
| 5- 13 | 0- 1 | 0- 1 | OVERALL | 0- 0 | 0- 1 | 5- 10 | | | | |
| 3- 3 | 0- 0 | 0- 0 | HOME | 0- 0 | 0- 0 | 3- 3 | | | | |
| 1- 9 | 0- 1 | 0- 1 | AWAY | 0- 0 | 0- 1 | 1- 6 | | | | |
| 1- 1 | 0- 0 | 0- 0 | NEUTRAL | 0- 0 | 0- 0 | 1- 1 | | | | |
| 1- 8 | 0- 1 | 0- 1 | NON-CONFERENCE | 0- 0 | 0- 1 | 1- 5 | | | | |
| 0- 1 | 0- 0 | 0- 0 | HOME | 0- 0 | 0- 0 | 0- 1 | | | | |
| 0- 6 | 0- 1 | 0- 1 | AWAY | 0- 0 | 0- 1 | 0- 3 | | | | |
| 1- 1 | 0- 0 | 0- 0 | NEUTRAL | 0- 0 | 0- 0 | 1- 1 | | | | |
| 4- 5 | 0- 0 | 0- 0 | CONFERENCE | 0- 0 | 0- 0 | 4- 5 | | | | |
| 3- 2 | 0- 0 | 0- 0 | HOME | 0- 0 | 0- 0 | 3- 2 | | | | |
| 1- 3 | 0- 0 | 0- 0 | AWAY | 0- 0 | 0- 0 | 1- 3 | | | | |
| 0- 0 | 0- 0 | 0- 0 | NEUTRAL | 0- 0 | 0- 0 | 0- 0 | | | | |

| RPI 1-25 | | | | RPI 26-50 | | | | RPI 51-100 | | | | RPI 101+ Team's RPI: 316 | | | |
|---------------------------|---|----------------|-------|-----------|---|------------------|--------|------------|---|----------|-------|--------------------------|---|------------------|-------|
| RPI | S | Opponent | Score | RPI | S | Opponent | Score | RPI | S | Opponent | Score | RPI | S | Opponent | Score |
| 7 | A | Oregon St. | 40 73 | 38 | A | South Dakota St. | 45 103 | | | | | 128 | A | Ball St. | 60 88 |
| | | | | | | | | | | | | 156 | A | Cincinnati | 42 72 |
| | | | | | | | | | | | | 172 | A | Xavier | 41 62 |
| | | | | | | | | | | | | 177 | A | Illinois | 58 70 |
| | | | | | | | | | | | | 197 | H | Alabama St. | 62 74 |
| | | | | | | | | | | | | 209 | H | Texas Southern | 49 45 |
| | | | | | | | | | | | | 222 | A | Southern U. | 50 67 |
| | | | | | | | | | | | | 228 | N | Campbell | 31 51 |
| | | | | | | | | | | | | 258 | H | Austin Peay | 55 69 |
| | | | | | | | | | | | | 266 | A | Grambling | 54 56 |
| | | | | | | | | | | | | 281 | H | Mississippi Val. | 63 73 |
| | | | | | | | | | | | | 287 | H | Prairie View | 64 47 |
| | | | | | | | | | | | | 299 | A | Alcorn | 48 70 |
| | | | | | | | | | | | | 347 | A | Jackson St. | 78 71 |
| | | | | | | | | | | | | 348 | N | Morgan St. | 53 44 |
| | | | | | | | | | | | | 349 | H | Alabama A&M | 61 57 |
| LAST 12 Division I GAMES: | | | | | | | | | | | | | | | |
| 347 | A | Jackson St. | 78 71 | 349 | H | Alabama A&M | 61 57 | | | | | | | | |
| 266 | A | Grambling | 54 56 | 197 | H | Alabama St. | 62 74 | | | | | | | | |
| 287 | H | Prairie View | 64 47 | 281 | H | Mississippi Val. | 63 73 | | | | | | | | |
| 209 | H | Texas Southern | 49 45 | 7 | A | Oregon St. | 40 73 | | | | | | | | |
| 299 | A | Alcorn | 48 70 | 348 | N | Morgan St. | 53 44 | | | | | | | | |
| 222 | A | Southern U. | 50 67 | 228 | N | Campbell | 31 51 | | | | | | | | |

Non-Div I Games: Philander Smith 88 65 Tougaloo 71 60

Ark.-Pine Bluff

■ Loss,
 ■ Non-Conf, S Site,
 ■ Home
 ■ Away
 N Neutral

Arkansas

Through Games Of Feb. 1, 2017

| | | | | | | | | | |
|-----------------------------|----------|-----------|----------------|-------------|---------------|----------|------|-------|-----------|
| Average RPI Win: 192 | WON-LOST | WINNING | LAST 10 | STRENGTH OF | OPP. STRENGTH | TEAM | ADJ. | CONF. | ADJ CONF. |
| Average RPI Loss: 64 | RECORD | PCT. RANK | GAMES | SCHEDULE | OF SCHEDULE | RPI | RPI | RPI | RPI |
| DIV. I ONLY | 13- 8 | 114 | 3- 7 | 104 | 85 | 109 | 109 | 2 | 2 |
| DIV. I NON-CONF. | 11- 2 | 24 | 2- 2 | 288 | 239 | 109 | 109 | 2 | 2 |
| TOTALS | RPI 1-25 | RPI 26-50 | W-L RECORDS | RPI 51-100 | RPI 101-150 | RPI 150+ | | | |
| 13- 8 | 0- 4 | 0- 1 | OVERALL | 2- 0 | 4- 2 | 7- 1 | | | |
| 9- 4 | 0- 2 | 0- 1 | HOME | 2- 0 | 1- 1 | 6- 0 | | | |
| 2- 4 | 0- 2 | 0- 0 | AWAY | 0- 0 | 2- 1 | 0- 1 | | | |
| 2- 0 | 0- 0 | 0- 0 | NEUTRAL | 0- 0 | 1- 0 | 1- 0 | | | |
| 11- 2 | 0- 0 | 0- 0 | NON-CONFERENCE | 2- 0 | 2- 1 | 7- 1 | | | |
| 8- 1 | 0- 0 | 0- 0 | HOME | 2- 0 | 0- 1 | 6- 0 | | | |
| 1- 1 | 0- 0 | 0- 0 | AWAY | 0- 0 | 1- 0 | 0- 1 | | | |
| 2- 0 | 0- 0 | 0- 0 | NEUTRAL | 0- 0 | 1- 0 | 1- 0 | | | |
| 2- 6 | 0- 4 | 0- 1 | CONFERENCE | 0- 0 | 2- 1 | 0- 0 | | | |
| 1- 3 | 0- 2 | 0- 1 | HOME | 0- 0 | 1- 0 | 0- 0 | | | |
| 1- 3 | 0- 2 | 0- 0 | AWAY | 0- 0 | 1- 1 | 0- 0 | | | |
| 0- 0 | 0- 0 | 0- 0 | NEUTRAL | 0- 0 | 0- 0 | 0- 0 | | | |

| RPI 1-25 | | | | RPI 26-50 | | | | RPI 51-100 | | | | RPI 101+ Team's RPI: 109 | | | |
|---------------------------|---|-----------------|--------------|-----------|---|-----------------|--------------|------------|---|--------------|--------------|--------------------------|---|------------------|--------------|
| RPI | S | Opponent | Score | RPI | S | Opponent | Score | RPI | S | Opponent | Score | RPI | S | Opponent | Score |
| 4 | H | Mississippi St. | 51 59 | 31 | H | Missouri | 46 60 | 61 | H | Texas Tech | 66 60 | 103 | A | Ole Miss | 64 73 |
| 19 | A | Texas A&M | 65 90 | | | | | 66 | H | South Dakota | 70 67 | 104 | N | Navy | 70 67 |
| 25 | A | LSU | 46 53 | | | | | | | | | 107 | H | Vanderbilt | 59 56 |
| 25 | H | LSU | 52 53 | | | | | | | | | 117 | A | Alabama | 68 50 |
| | | | | | | | | | | | | 137 | A | Tulsa | 57 50 |
| | | | | | | | | | | | | 145 | H | Oral Roberts | 60 70 |
| | | | | | | | | | | | | 160 | A | Missouri St. | 62 64 |
| | | | | | | | | | | | | 162 | H | Stetson | 79 62 |
| | | | | | | | | | | | | 183 | N | Memphis | 91 61 |
| | | | | | | | | | | | | 224 | H | Butler | 68 50 |
| | | | | | | | | | | | | 321 | H | Northwestern St. | 65 36 |
| | | | | | | | | | | | | 329 | H | La.-Monroe | 92 46 |
| | | | | | | | | | | | | 334 | H | Houston Baptist | 101 40 |
| | | | | | | | | | | | | 346 | H | Sam Houston St. | 71 39 |
| LAST 12 Division I GAMES: | | | | | | | | | | | | | | | |
| 25 | A | LSU | 46 53 | 4 | H | Mississippi St. | 51 59 | 103 | A | Ole Miss | 64 73 | 334 | H | Houston Baptist | 101 40 |
| 31 | H | Missouri | 46 60 | 107 | H | Vanderbilt | 59 56 | 145 | H | Oral Roberts | 60 70 | 321 | H | Northwestern St. | 65 36 |
| 117 | A | Alabama | 68 50 | 19 | A | Texas A&M | 65 90 | 329 | H | La.-Monroe | 92 46 | 334 | H | Houston Baptist | 101 40 |
| 19 | A | Texas A&M | 65 90 | 25 | H | LSU | 52 53 | 160 | A | Missouri St. | 62 64 | 346 | H | Sam Houston St. | 71 39 |
| 25 | H | LSU | 52 53 | | | | | | | | | | | | |

Non-Div I Games:

Arkansas

■ Loss,
 ■ Non-Conf, S Site,
 ■ Home
 ■ Away
 N Neutral

| | | | | | | | | | | |
|-------------------|----------|-----------|----------------|------------|-------------|---------------|------|------|-------|-----------|
| Average RPI Win: | 255 | WON-LOST | WINNING | LAST 10 | STRENGTH OF | OPP. STRENGTH | TEAM | ADJ. | CONF. | ADJ CONF. |
| Average RPI Loss: | 165 | RECORD | PCT. RANK | GAMES | SCHEDULE | OF SCHEDULE | RPI | RPI | RPI | RPI |
| DIV. I ONLY | 4- 17 | 315 | 2- 8 | 278 | 148 | 324 | 324 | 21 | 21 | |
| DIV. I NON-CONF. | 2- 10 | 305 | 1- 2 | 251 | 61 | 312 | 312 | 18 | 18 | |
| TOTALS | RPI 1-25 | RPI 26-50 | W-L RECORDS | RPI 51-100 | RPI 101-150 | RPI 150+ | | | | |
| 4- 17 | 0- 1 | 0- 1 | OVERALL | 0- 4 | 1- 1 | 3- 10 | | | | |
| 3- 4 | 0- 1 | 0- 0 | HOME | 0- 1 | 1- 1 | 2- 1 | | | | |
| 0- 11 | 0- 0 | 0- 1 | AWAY | 0- 2 | 0- 0 | 0- 8 | | | | |
| 1- 2 | 0- 0 | 0- 0 | NEUTRAL | 0- 1 | 0- 0 | 1- 1 | | | | |
| 2- 10 | 0- 1 | 0- 1 | NON-CONFERENCE | 0- 3 | 1- 0 | 1- 5 | | | | |
| 1- 2 | 0- 1 | 0- 0 | HOME | 0- 1 | 1- 0 | 0- 0 | | | | |
| 0- 6 | 0- 0 | 0- 1 | AWAY | 0- 1 | 0- 0 | 0- 4 | | | | |
| 1- 2 | 0- 0 | 0- 0 | NEUTRAL | 0- 1 | 0- 0 | 1- 1 | | | | |
| 2- 7 | 0- 0 | 0- 0 | CONFERENCE | 0- 1 | 0- 1 | 2- 5 | | | | |
| 2- 2 | 0- 0 | 0- 0 | HOME | 0- 0 | 0- 1 | 2- 1 | | | | |
| 0- 5 | 0- 0 | 0- 0 | AWAY | 0- 1 | 0- 0 | 0- 4 | | | | |
| 0- 0 | 0- 0 | 0- 0 | NEUTRAL | 0- 0 | 0- 0 | 0- 0 | | | | |

| RPI 1-25 | | | | RPI 26-50 | | | | RPI 51-100 | | | | RPI 101+ Team's RPI: 324 | | | |
|---------------------------|---|---------------|-------|-----------|---|-----------------|-------|------------|---|-------------|--------|--------------------------|---|-----------------|-------|
| RPI | S | Opponent | Score | RPI | S | Opponent | Score | RPI | S | Opponent | Score | RPI | S | Opponent | Score |
| 23 | H | South Fla. | 59 78 | 47 | A | Oklahoma St. | 34 76 | 55 | A | Little Rock | 59 73 | 105 | H | Troy | 75 83 |
| | | | | | | | | 56 | N | California | 55 80 | 137 | H | Tulsa | 83 80 |
| | | | | | | | | 64 | H | Florida | 60 71 | 171 | A | Wichita St. | 51 69 |
| | | | | | | | | 94 | A | Iowa St. | 53 105 | 190 | A | Appalachian St. | 50 76 |
| | | | | | | | | | | | | 195 | A | Louisiana | 60 72 |
| | | | | | | | | | | | | 195 | H | Louisiana | 72 80 |
| | | | | | | | | | | | | 235 | A | Coastal Caro. | 55 57 |
| | | | | | | | | | | | | 238 | A | Tennessee St. | 66 76 |
| | | | | | | | | | | | | 254 | H | South Ala. | 56 53 |
| | | | | | | | | | | | | 258 | A | Austin Peay | 55 62 |
| | | | | | | | | | | | | 270 | A | UT Martin | 63 68 |
| | | | | | | | | | | | | 272 | N | Northern Ky. | 78 83 |
| | | | | | | | | | | | | 301 | N | Kennesaw St. | 70 67 |
| | | | | | | | | | | | | 329 | A | La.-Monroe | 51 59 |
| | | | | | | | | | | | | 329 | H | La.-Monroe | 71 56 |
| LAST 12 Division I GAMES: | | | | | | | | | | | | | | | |
| 329 | A | La.-Monroe | 51 59 | 190 | A | Appalachian St. | 50 76 | | | | | | | | |
| 195 | A | Louisiana | 60 72 | 195 | H | Louisiana | 72 80 | | | | | | | | |
| 105 | H | Troy | 75 83 | 329 | H | La.-Monroe | 71 56 | | | | | | | | |
| 254 | H | South Ala. | 56 53 | 56 | N | California | 55 80 | | | | | | | | |
| 55 | A | Little Rock | 59 73 | 272 | N | Northern Ky. | 78 83 | | | | | | | | |
| 235 | A | Coastal Caro. | 55 57 | 301 | N | Kennesaw St. | 70 67 | | | | | | | | |

Non-Div I Games:

Arkansas St.

■ Loss,
 ■ Non-Conf,
 ■ S Site,
 ■ H Home
 ■ A Away
 N Neutral

Army West Point

Through Games Of Feb. 1, 2017

| | | | | | | | | | | |
|-------------------|----------|-----------|----------------|------------|-------------|---------------|------|------|-------|-----------|
| Average RPI Win: | 273 | WON-LOST | WINNING | LAST 10 | STRENGTH OF | OPP. STRENGTH | TEAM | ADJ. | CONF. | ADJ CONF. |
| Average RPI Loss: | 112 | RECORD | PCT. RANK | GAMES | SCHEDULE | OF SCHEDULE | RPI | RPI | RPI | RPI |
| DIV. I ONLY | 14- 6 | 72 | 6- 4 | 328 | 246 | 166 | 166 | 24 | 24 | |
| DIV. I NON-CONF. | 8- 2 | 49 | 1- 0 | 339 | 267 | 147 | 147 | 25 | 25 | |
| TOTALS | RPI 1-25 | RPI 26-50 | W-L RECORDS | RPI 51-100 | RPI 101-150 | RPI 150+ | | | | |
| 14- 6 | 0- 0 | 0- 2 | OVERALL | 0- 1 | 2- 1 | 12- 2 | | | | |
| 7- 2 | 0- 0 | 0- 1 | HOME | 0- 0 | 1- 1 | 6- 0 | | | | |
| 7- 4 | 0- 0 | 0- 1 | AWAY | 0- 1 | 1- 0 | 6- 2 | | | | |
| 0- 0 | 0- 0 | 0- 0 | NEUTRAL | 0- 0 | 0- 0 | 0- 0 | | | | |
| 8- 2 | 0- 0 | 0- 0 | NON-CONFERENCE | 0- 1 | 2- 0 | 6- 1 | | | | |
| 5- 0 | 0- 0 | 0- 0 | HOME | 0- 0 | 1- 0 | 4- 0 | | | | |
| 3- 2 | 0- 0 | 0- 0 | AWAY | 0- 1 | 1- 0 | 2- 1 | | | | |
| 0- 0 | 0- 0 | 0- 0 | NEUTRAL | 0- 0 | 0- 0 | 0- 0 | | | | |
| 6- 4 | 0- 0 | 0- 2 | CONFERENCE | 0- 0 | 0- 1 | 6- 1 | | | | |
| 2- 2 | 0- 0 | 0- 1 | HOME | 0- 0 | 0- 1 | 2- 0 | | | | |
| 4- 2 | 0- 0 | 0- 1 | AWAY | 0- 0 | 0- 0 | 4- 1 | | | | |
| 0- 0 | 0- 0 | 0- 0 | NEUTRAL | 0- 0 | 0- 0 | 0- 0 | | | | |

| RPI S | Opponent | Score | RPI S | Opponent | Score | RPI S | Opponent | Score | RPI S | Opponent | Score | Team's RPI: 166 |
|---------------------------|--------------|-------|-------|-------------------|-------|-------|-------------|-------|-------|------------------------|-------|-----------------|
| 48 | A Bucknell | 62 68 | 48 | H Bucknell | 56 60 | 57 | A Minnesota | 52 70 | 104 | H Navy | 58 63 | |
| | | | | | | | | | 110 | A Delaware | 61 47 | |
| | | | | | | | | | 133 | H Yale | 59 55 | |
| | | | | | | | | | 169 | A Albany (NY) | 59 65 | |
| | | | | | | | | | 181 | H American | 53 51 | |
| | | | | | | | | | 206 | A Dartmouth | 68 60 | |
| | | | | | | | | | 247 | A Loyola Maryland | 62 71 | |
| | | | | | | | | | 267 | A Colgate | 76 69 | |
| | | | | | | | | | 308 | A Lehigh | 75 71 | |
| | | | | | | | | | 315 | A Holy Cross | 67 59 | |
| | | | | | | | | | 319 | H Air Force | 75 47 | |
| | | | | | | | | | 320 | H St. Francis Brooklyn | 69 46 | |
| | | | | | | | | | 323 | A Lafayette | 63 55 | |
| | | | | | | | | | 323 | H Lafayette | 76 73 | |
| | | | | | | | | | 332 | A LIU Brooklyn | 68 47 | |
| | | | | | | | | | 343 | H Fairleigh Dickinson | 86 58 | |
| | | | | | | | | | 344 | H Wagner | 85 40 | |
| LAST 12 Division I GAMES: | | | | | | | | | | | | |
| 323 | A Lafayette | 63 55 | 247 | A Loyola Maryland | 62 71 | | | | | | | |
| 48 | A Bucknell | 62 68 | 323 | H Lafayette | 76 73 | | | | | | | |
| 104 | H Navy | 58 63 | 48 | H Bucknell | 56 60 | | | | | | | |
| 315 | A Holy Cross | 67 59 | 308 | A Lehigh | 75 71 | | | | | | | |
| 181 | H American | 53 51 | 110 | A Delaware | 61 47 | | | | | | | |
| 267 | A Colgate | 76 69 | 57 | A Minnesota | 52 70 | | | | | | | |

Non-Div I Games: Mercy 90 48

Army West Point

Loss, Non-Conf, S Site, H Home A Away N Neutral

| | | | | | | | | | | |
|-------------------|----------|-----------|----------------|------------|-------------|---------------|------|------|-------|-----------|
| Average RPI Win: | 125 | WON-LOST | WINNING | LAST 10 | STRENGTH OF | OPP. STRENGTH | TEAM | ADJ. | CONF. | ADJ CONF. |
| Average RPI Loss: | 27 | RECORD | PCT. RANK | GAMES | SCHEDULE | OF SCHEDULE | RPI | RPI | RPI | RPI |
| DIV. I ONLY | 15- 7 | 82 | 6- 4 | 10 | 41 | 21 | 21 | 2 | 2 | |
| DIV. I NON-CONF. | 10- 4 | 80 | 2- 2 | 22 | 89 | 25 | 25 | 2 | 2 | |
| TOTALS | RPI 1-25 | RPI 26-50 | W-L RECORDS | RPI 51-100 | RPI 101-150 | RPI 150+ | | | | |
| 15- 7 | 1- 3 | 1- 4 | OVERALL | 3- 0 | 6- 0 | 4- 0 | | | | |
| 6- 3 | 1- 2 | 0- 1 | HOME | 2- 0 | 2- 0 | 1- 0 | | | | |
| 6- 3 | 0- 1 | 0- 2 | AWAY | 1- 0 | 3- 0 | 2- 0 | | | | |
| 3- 1 | 0- 0 | 1- 1 | NEUTRAL | 0- 0 | 1- 0 | 1- 0 | | | | |
| 10- 4 | 0- 1 | 1- 3 | NON-CONFERENCE | 2- 0 | 3- 0 | 4- 0 | | | | |
| 4- 1 | 0- 0 | 0- 1 | HOME | 2- 0 | 1- 0 | 1- 0 | | | | |
| 3- 2 | 0- 1 | 0- 1 | AWAY | 0- 0 | 1- 0 | 2- 0 | | | | |
| 3- 1 | 0- 0 | 1- 1 | NEUTRAL | 0- 0 | 1- 0 | 1- 0 | | | | |
| 5- 3 | 1- 2 | 0- 1 | CONFERENCE | 1- 0 | 3- 0 | 0- 0 | | | | |
| 2- 2 | 1- 2 | 0- 0 | HOME | 0- 0 | 1- 0 | 0- 0 | | | | |
| 3- 1 | 0- 0 | 0- 1 | AWAY | 1- 0 | 2- 0 | 0- 0 | | | | |
| 0- 0 | 0- 0 | 0- 0 | NEUTRAL | 0- 0 | 0- 0 | 0- 0 | | | | |

| RPI | S | Opponent | Score | RPI | S | Opponent | Score | RPI | S | Opponent | Score | RPI | S | Opponent | Score |
|---------------------------|---|----------------|-------|-----|---|----------------|-------|-----|---|--------------|-------|-----|---|---------------|-------|
| 3 | H | South Carolina | 47 73 | 31 | A | Missouri | 53 68 | 52 | H | Indiana | 71 67 | 103 | H | Ole Miss | 83 60 |
| 14 | H | Tennessee | 79 61 | 34 | N | Drake | 85 80 | 64 | A | Florida | 82 75 | 105 | H | Troy | 61 52 |
| 15 | H | Kentucky | 60 64 | 35 | A | Tulane | 59 61 | 77 | H | Jacksonville | 53 41 | 106 | A | East Carolina | 61 52 |
| 16 | A | Kansas St. | 66 71 | 41 | H | Virginia Tech | 87 92 | | | | | 107 | A | Vanderbilt | 64 59 |
| | | | | 50 | N | West Virginia | 52 56 | | | | | 117 | A | Alabama | 66 55 |
| LAST 12 Division I GAMES: | | | | | | | | | | | | | | | |
| 117 | A | Alabama | 66 55 | 3 | H | South Carolina | 47 73 | | | | | | | | |
| 31 | A | Missouri | 53 68 | 64 | A | Florida | 82 75 | | | | | | | | |
| 15 | H | Kentucky | 60 64 | 77 | H | Jacksonville | 53 41 | | | | | | | | |
| 14 | H | Tennessee | 79 61 | 35 | A | Tulane | 59 61 | | | | | | | | |
| 107 | A | Vanderbilt | 64 59 | 34 | N | Drake | 85 80 | | | | | | | | |
| 103 | H | Ole Miss | 83 60 | 41 | H | Virginia Tech | 87 92 | | | | | | | | |

Non-Div I Games:

Auburn

■ Loss,
■ Non-Conf, S Site,
■ Home
■ Away
N Neutral

| | | | | | | | | | | |
|-------------------|----------|-----------|----------------|------------|-------------|---------------|------|------|-------|-----------|
| Average RPI Win: | 271 | WON-LOST | WINNING | LAST 10 | STRENGTH OF | OPP. STRENGTH | TEAM | ADJ. | CONF. | ADJ CONF. |
| Average RPI Loss: | 189 | RECORD | PCT. RANK | GAMES | SCHEDULE | OF SCHEDULE | RPI | RPI | RPI | RPI |
| DIV. I ONLY | 9- 12 | 214 | 5- 5 | 286 | 288 | 258 | 258 | 26 | 26 | |
| DIV. I NON-CONF. | 4- 7 | 224 | 0- 2 | 294 | 251 | 289 | 289 | 27 | 27 | |
| TOTALS | RPI 1-25 | RPI 26-50 | W-L RECORDS | RPI 51-100 | RPI 101-150 | RPI 150+ | | | | |
| 9- 12 | 0- 0 | 0- 0 | OVERALL | 0- 3 | 0- 2 | 9- 7 | | | | |
| 6- 4 | 0- 0 | 0- 0 | HOME | 0- 2 | 0- 0 | 6- 2 | | | | |
| 3- 7 | 0- 0 | 0- 0 | AWAY | 0- 1 | 0- 2 | 3- 4 | | | | |
| 0- 1 | 0- 0 | 0- 0 | NEUTRAL | 0- 0 | 0- 0 | 0- 1 | | | | |
| 4- 7 | 0- 0 | 0- 0 | NON-CONFERENCE | 0- 2 | 0- 2 | 4- 3 | | | | |
| 3- 2 | 0- 0 | 0- 0 | HOME | 0- 1 | 0- 0 | 3- 1 | | | | |
| 1- 4 | 0- 0 | 0- 0 | AWAY | 0- 1 | 0- 2 | 1- 1 | | | | |
| 0- 1 | 0- 0 | 0- 0 | NEUTRAL | 0- 0 | 0- 0 | 0- 1 | | | | |
| 5- 5 | 0- 0 | 0- 0 | CONFERENCE | 0- 1 | 0- 0 | 5- 4 | | | | |
| 3- 2 | 0- 0 | 0- 0 | HOME | 0- 1 | 0- 0 | 3- 1 | | | | |
| 2- 3 | 0- 0 | 0- 0 | AWAY | 0- 0 | 0- 0 | 2- 3 | | | | |
| 0- 0 | 0- 0 | 0- 0 | NEUTRAL | 0- 0 | 0- 0 | 0- 0 | | | | |

| RPI 1-25 | | | RPI 26-50 | | | RPI 51-100 | | | RPI 101+ | | | Team's RPI: 258 |
|---------------------------|---|-------------------|-----------|-----|---|-------------------|-------|-------------------------|----------|----------|-------|-----------------|
| RPI | S | Opponent | Score | RPI | S | Opponent | Score | RPI | S | Opponent | Score | |
| | | | | | | 81 H Belmont | 71 80 | 103 A Ole Miss | | 38 66 | | |
| | | | | | | 88 A Middle Tenn. | 51 82 | 135 A UCF | | 43 61 | | |
| | | | | | | 91 H Western Ky. | 65 85 | 178 H ETSU | | 77 74 | | |
| | | | | | | | | 200 H Morehead St. | | 71 81 | | |
| | | | | | | | | 211 H SIUE | | 85 62 | | |
| | | | | | | | | 216 H Miami (OH) | | 58 73 | | |
| | | | | | | | | 225 N St. Bonaventure | | 57 58 | | |
| | | | | | | | | 252 H Murray St. | | 75 63 | | |
| | | | | | | | | 262 A Tennessee Tech | | 87 84 | | |
| | | | | | | | | 268 A Jacksonville St. | | 45 65 | | |
| | | | | | | | | 270 A UT Martin | | 80 83 | | |
| | | | | | | | | 279 A Evansville | | 54 68 | | |
| | | | | | | | | 286 H Southeast Mo. St. | | 84 74 | | |
| | | | | | | | | 301 H Kennesaw St. | | 68 49 | | |
| | | | | | | | | 309 A Eastern Ill. | | 69 59 | | |
| | | | | | | | | 313 A Eastern Ky. | | 71 80 | | |
| | | | | | | | | 316 A Ark.-Pine Bluff | | 69 55 | | |
| | | | | | | | | 324 H Arkansas St. | | 62 55 | | |
| LAST 12 Division I GAMES: | | | | | | | | | | | | |
| 313 | A | Eastern Ky. | 71 80 | 268 | A | Jacksonville St. | 45 65 | | | | | |
| 286 | H | Southeast Mo. St. | 84 74 | 262 | A | Tennessee Tech | 87 84 | | | | | |
| 270 | A | UT Martin | 80 83 | 81 | H | Belmont | 71 80 | | | | | |
| 252 | H | Murray St. | 75 63 | 200 | H | Morehead St. | 71 81 | | | | | |
| 309 | A | Eastern Ill. | 69 59 | 103 | A | Ole Miss | 38 66 | | | | | |
| 211 | H | SIUE | 85 62 | 88 | A | Middle Tenn. | 51 82 | | | | | |

Non-Div I Games: Trevecca Nazarene 69 51 Christian Bros. 76 57

Austin Peay

■ Loss,
 ■ Non-Conf,
 ■ S Site,
 ■ H Home
 ■ A Away
 N Neutral

| | | | | | | | | | | |
|-------------------|----------|-----------|----------------|------------|-------------|---------------|------|------|-------|-----------|
| Average RPI Win: | 196 | WON-LOST | WINNING | LAST 10 | STRENGTH OF | OPP. STRENGTH | TEAM | ADJ. | CONF. | ADJ CONF. |
| Average RPI Loss: | 87 | RECORD | PCT. RANK | GAMES | SCHEDULE | OF SCHEDULE | RPI | RPI | RPI | RPI |
| DIV. I ONLY | 13- 8 | 114 | 7- 3 | 145 | 79 | 100 | 100 | 14 | 14 | |
| DIV. I NON-CONF. | 6- 5 | 148 | 1- 1 | 62 | 24 | 82 | 82 | 12 | 12 | |
| TOTALS | RPI 1-25 | RPI 26-50 | W-L RECORDS | RPI 51-100 | RPI 101-150 | RPI 150+ | | | | |
| 13- 8 | 0- 3 | 0- 0 | OVERALL | 1- 1 | 4- 3 | 8- 1 | | | | |
| 6- 2 | 0- 2 | 0- 0 | HOME | 0- 0 | 2- 0 | 4- 0 | | | | |
| 4- 5 | 0- 0 | 0- 0 | AWAY | 0- 1 | 0- 3 | 4- 1 | | | | |
| 3- 1 | 0- 1 | 0- 0 | NEUTRAL | 1- 0 | 2- 0 | 0- 0 | | | | |
| 6- 5 | 0- 3 | 0- 0 | NON-CONFERENCE | 1- 1 | 2- 1 | 3- 0 | | | | |
| 1- 2 | 0- 2 | 0- 0 | HOME | 0- 0 | 0- 0 | 1- 0 | | | | |
| 2- 2 | 0- 0 | 0- 0 | AWAY | 0- 1 | 0- 1 | 2- 0 | | | | |
| 3- 1 | 0- 1 | 0- 0 | NEUTRAL | 1- 0 | 2- 0 | 0- 0 | | | | |
| 7- 3 | 0- 0 | 0- 0 | CONFERENCE | 0- 0 | 2- 2 | 5- 1 | | | | |
| 5- 0 | 0- 0 | 0- 0 | HOME | 0- 0 | 2- 0 | 3- 0 | | | | |
| 2- 3 | 0- 0 | 0- 0 | AWAY | 0- 0 | 0- 2 | 2- 1 | | | | |
| 0- 0 | 0- 0 | 0- 0 | NEUTRAL | 0- 0 | 0- 0 | 0- 0 | | | | |

| RPI | S | Opponent | Score |
|-----|---|------------|-------|
| 7 | N | Oregon St. | 56 65 |
| 10 | H | Washington | 70 82 |
| 22 | H | Oklahoma | 61 68 |

| RPI | S | Opponent | Score |
|-----|---|----------|-------|
|-----|---|----------|-------|

| RPI | S | Opponent | Score |
|-----|---|----------|-------|
| 51 | A | Utah | 60 77 |
| 79 | N | UNLV | 63 54 |

| RPI | S | Opponent | Score |
|-----|---|------------------|-------|
| 116 | A | Georgia | 51 81 |
| 125 | H | St. Mary's (CA) | 70 65 |
| 134 | N | Saint Joseph's | 71 56 |
| 137 | N | Tulsa | 71 56 |
| 141 | A | San Francisco | 63 70 |
| 142 | A | Santa Clara | 63 64 |
| 142 | H | Santa Clara | 72 66 |
| 199 | A | Pacific | 68 55 |
| 199 | H | Pacific | 68 50 |
| 204 | A | Loyola Marymount | 74 77 |
| 204 | H | Loyola Marymount | 76 59 |
| 210 | A | Utah St. | 60 40 |
| 215 | H | San Diego | 81 63 |
| 257 | H | Weber St. | 73 64 |
| 312 | A | Pepperdine | 73 47 |
| 331 | A | Utah Valley | 68 50 |

LAST 12 Division I GAMES:

| | | | |
|-----|---|------------------|-------|
| 204 | A | Loyola Marymount | 74 77 |
| 142 | H | Santa Clara | 72 66 |
| 199 | H | Pacific | 68 50 |
| 312 | A | Pepperdine | 73 47 |
| 215 | H | San Diego | 81 63 |
| 141 | A | San Francisco | 63 70 |
| 199 | A | Pacific | 68 55 |
| 125 | H | St. Mary's (CA) | 70 65 |
| 204 | H | Loyola Marymount | 76 59 |
| 142 | A | Santa Clara | 63 64 |
| 10 | H | Washington | 70 82 |
| 210 | A | Utah St. | 60 40 |

Non-Div I Games:

BYU

■ Loss,
 ■ Non-Conf,
 ■ S Site,
 ■ H Home
 ■ A Away
 N Neutral

| | | | | | | | | | | |
|-------------------|----------|-----------|----------------|------------|-------------|---------------|------|------|-------|-----------|
| Average RPI Win: | 211 | WON-LOST | WINNING | LAST 10 | STRENGTH OF | OPP. STRENGTH | TEAM | ADJ. | CONF. | ADJ CONF. |
| Average RPI Loss: | 109 | RECORD | PCT. RANK | GAMES | SCHEDULE | OF SCHEDULE | RPI | RPI | RPI | RPI |
| DIV. I ONLY | 14- 7 | 91 | 8- 2 | 215 | 116 | 128 | 128 | 10 | 10 | |
| DIV. I NON-CONF. | 6- 5 | 148 | 0- 1 | 324 | 93 | 235 | 235 | 11 | 11 | |
| TOTALS | RPI 1-25 | RPI 26-50 | W-L RECORDS | RPI 51-100 | RPI 101-150 | RPI 150+ | | | | |
| 14- 7 | 0- 1 | 0- 0 | OVERALL | 2- 4 | 1- 1 | 11- 1 | | | | |
| 7- 3 | 0- 0 | 0- 0 | HOME | 0- 2 | 1- 0 | 6- 1 | | | | |
| 6- 2 | 0- 0 | 0- 0 | AWAY | 2- 2 | 0- 0 | 4- 0 | | | | |
| 1- 2 | 0- 1 | 0- 0 | NEUTRAL | 0- 0 | 0- 1 | 1- 0 | | | | |
| 6- 5 | 0- 1 | 0- 0 | NON-CONFERENCE | 0- 2 | 0- 1 | 6- 1 | | | | |
| 3- 2 | 0- 0 | 0- 0 | HOME | 0- 1 | 0- 0 | 3- 1 | | | | |
| 2- 1 | 0- 0 | 0- 0 | AWAY | 0- 1 | 0- 0 | 2- 0 | | | | |
| 1- 2 | 0- 1 | 0- 0 | NEUTRAL | 0- 0 | 0- 1 | 1- 0 | | | | |
| 8- 2 | 0- 0 | 0- 0 | CONFERENCE | 2- 2 | 1- 0 | 5- 0 | | | | |
| 4- 1 | 0- 0 | 0- 0 | HOME | 0- 1 | 1- 0 | 3- 0 | | | | |
| 4- 1 | 0- 0 | 0- 0 | AWAY | 2- 1 | 0- 0 | 2- 0 | | | | |
| 0- 0 | 0- 0 | 0- 0 | NEUTRAL | 0- 0 | 0- 0 | 0- 0 | | | | |

| RPI 1-25 | | | | RPI 26-50 | | | | RPI 51-100 | | | | RPI 101+ Team's RPI: 128 | | | |
|---------------------------|---|----------|-------|-----------|---|---------------|--------|------------|---|---------------|--------|--------------------------|---|-----------------|--------|
| RPI | S | Opponent | Score | RPI | S | Opponent | Score | RPI | S | Opponent | Score | RPI | S | Opponent | Score |
| 21 | N | Auburn | 40 54 | | | | | 72 | A | Buffalo | 89 75 | 106 | N | East Carolina | 69 82 |
| | | | | | | | | 83 | A | Central Mich. | 92 101 | 112 | H | Kent St. | 71 47 |
| | | | | | | | | 86 | H | Northern Ill. | 96 101 | 167 | H | Western Mich. | 61 56 |
| | | | | | | | | 91 | A | Western Ky. | 61 68 | 188 | A | Akron | 90 63 |
| | | | | | | | | 92 | A | Toledo | 51 45 | 188 | H | Akron | 80 70 |
| | | | | | | | | 93 | H | Purdue | 42 58 | 201 | A | Oakland | 66 59 |
| | | | | | | | | | | | | 224 | A | Butler | 74 50 |
| | | | | | | | | | | | | 255 | A | Bowling Green | 75 53 |
| | | | | | | | | | | | | 261 | H | Eastern Mich. | 78 49 |
| | | | | | | | | | | | | 274 | N | N.C. A&T | 76 57 |
| | | | | | | | | | | | | 279 | H | Evansville | 84 49 |
| | | | | | | | | | | | | 285 | H | Lipscomb | 74 78 |
| | | | | | | | | | | | | 316 | H | Ark.-Pine Bluff | 88 60 |
| | | | | | | | | | | | | 328 | H | Chicago St. | 88 53 |
| LAST 12 Division I GAMES: | | | | | | | | | | | | | | | |
| | | | | 188 | A | Akron | 90 63 | | | | | 83 | A | Central Mich. | 92 101 |
| | | | | 86 | H | Northern Ill. | 96 101 | | | | | 167 | H | Western Mich. | 61 56 |
| | | | | 72 | A | Buffalo | 89 75 | | | | | 112 | H | Kent St. | 71 47 |
| | | | | 255 | A | Bowling Green | 75 53 | | | | | 92 | A | Toledo | 51 45 |
| | | | | 261 | H | Eastern Mich. | 78 49 | | | | | 91 | A | Western Ky. | 61 68 |
| | | | | 188 | H | Akron | 80 70 | | | | | 285 | H | Lipscomb | 74 78 |

Non-Div I Games: Urbana 93 49

Ball St.

■ Loss,
 ■ Non-Conf, S Site,
 ■ Home
 ■ Away
 N Neutral

| | | | | | | | | | | |
|-------------------|----------|-----------|----------------|------------|-------------|---------------|------|------|-------|-----------|
| Average RPI Win: | 117 | WON-LOST | WINNING | LAST 10 | STRENGTH OF | OPP. STRENGTH | TEAM | ADJ. | CONF. | ADJ CONF. |
| Average RPI Loss: | 1 | RECORD | PCT. RANK | GAMES | SCHEDULE | OF SCHEDULE | RPI | RPI | RPI | RPI |
| DIV. I ONLY | 22- 1 | 2 | 10- 0 | 39 | 5 | 5 | 5 | 4 | 4 | |
| DIV. I NON-CONF. | 11- 1 | 13 | 1- 0 | 84 | 29 | 8 | 8 | 3 | 3 | |
| TOTALS | RPI 1-25 | RPI 26-50 | W-L RECORDS | RPI 51-100 | RPI 101-150 | RPI 150+ | | | | |
| 22- 1 | 6- 1 | 4- 0 | OVERALL | 2- 0 | 5- 0 | 5- 0 | | | | |
| 13- 0 | 3- 0 | 1- 0 | HOME | 1- 0 | 3- 0 | 5- 0 | | | | |
| 6- 1 | 2- 1 | 2- 0 | AWAY | 1- 0 | 1- 0 | 0- 0 | | | | |
| 3- 0 | 1- 0 | 1- 0 | NEUTRAL | 0- 0 | 1- 0 | 0- 0 | | | | |
| 11- 1 | 3- 1 | 1- 0 | NON-CONFERENCE | 0- 0 | 2- 0 | 5- 0 | | | | |
| 7- 0 | 1- 0 | 0- 0 | HOME | 0- 0 | 1- 0 | 5- 0 | | | | |
| 1- 1 | 1- 1 | 0- 0 | AWAY | 0- 0 | 0- 0 | 0- 0 | | | | |
| 3- 0 | 1- 0 | 1- 0 | NEUTRAL | 0- 0 | 1- 0 | 0- 0 | | | | |
| 11- 0 | 3- 0 | 3- 0 | CONFERENCE | 2- 0 | 3- 0 | 0- 0 | | | | |
| 6- 0 | 2- 0 | 1- 0 | HOME | 1- 0 | 2- 0 | 0- 0 | | | | |
| 5- 0 | 1- 0 | 2- 0 | AWAY | 1- 0 | 1- 0 | 0- 0 | | | | |
| 0- 0 | 0- 0 | 0- 0 | NEUTRAL | 0- 0 | 0- 0 | 0- 0 | | | | |

| RPI | S | Opponent | Score | RPI | S | Opponent | Score | RPI | S | Opponent | Score | RPI | S | Opponent | Score |
|---------------------------|---|---------------|--------|-----|---|---------------|--------|-----|---|----------|-------|-----|---|-------------------|--------|
| 1 | A | UConn | 61 72 | 29 | N | Ohio St. | 85 68 | 94 | A | Iowa St. | 83 52 | 112 | N | Kent St. | 84 42 |
| 9 | H | UCLA | 84 70 | 47 | A | Oklahoma St. | 86 50 | 94 | H | Iowa St. | 68 42 | 115 | H | Abilene Christian | 79 34 |
| 14 | A | Tennessee | 88 66 | 50 | A | West Virginia | 91 56 | | | | | 136 | A | Kansas | 92 43 |
| 16 | A | Kansas St. | 91 49 | 50 | H | West Virginia | 79 73 | | | | | 136 | H | Kansas | 90 43 |
| 16 | H | Kansas St. | 87 57 | | | | | | | | | 140 | H | TCU | 77 54 |
| 17 | N | DePaul | 104 72 | | | | | | | | | 205 | H | Texas St. | 90 24 |
| 22 | H | Oklahoma | 92 58 | | | | | | | | | 281 | H | Mississippi Val. | 101 36 |
| | | | | | | | | | | | | 326 | H | Winthrop | 140 32 |
| | | | | | | | | | | | | 334 | H | Houston Baptist | 118 43 |
| | | | | | | | | | | | | 338 | H | Southeastern La. | 109 38 |
| LAST 12 Division I GAMES: | | | | | | | | | | | | | | | |
| 94 | A | Iowa St. | 83 52 | 140 | H | TCU | 77 54 | | | | | | | | |
| 22 | H | Oklahoma | 92 58 | 47 | A | Oklahoma St. | 86 50 | | | | | | | | |
| 16 | A | Kansas St. | 91 49 | 50 | A | West Virginia | 91 56 | | | | | | | | |
| 50 | H | West Virginia | 79 73 | 136 | H | Kansas | 90 43 | | | | | | | | |
| 94 | H | Iowa St. | 68 42 | 16 | H | Kansas St. | 87 57 | | | | | | | | |
| 136 | A | Kansas | 92 43 | 326 | H | Winthrop | 140 32 | | | | | | | | |

Non-Div I Games:

Baylor

Belmont

Through Games Of Feb. 1, 2017

| | | | | | | | | | | |
|-------------------|----------|-----------|----------------|------------|-------------|---------------|------|------|-------|-----------|
| Average RPI Win: | 244 | WON-LOST | WINNING | LAST 10 | STRENGTH OF | OPP. STRENGTH | TEAM | ADJ. | CONF. | ADJ CONF. |
| Average RPI Loss: | 76 | RECORD | PCT. RANK | GAMES | SCHEDULE | OF SCHEDULE | RPI | RPI | RPI | RPI |
| DIV. I ONLY | 17- 5 | 30 | 10- 0 | 212 | 211 | 81 | 81 | 26 | 26 | |
| DIV. I NON-CONF. | 7- 5 | 137 | 2- 0 | 151 | 84 | 92 | 92 | 27 | 27 | |
| TOTALS | RPI 1-25 | RPI 26-50 | W-L RECORDS | RPI 51-100 | RPI 101-150 | RPI 150+ | | | | |
| 17- 5 | 0- 1 | 0- 1 | OVERALL | 1- 1 | 0- 1 | 16- 1 | | | | |
| 7- 1 | 0- 0 | 0- 1 | HOME | 1- 0 | 0- 0 | 6- 0 | | | | |
| 10- 3 | 0- 1 | 0- 0 | AWAY | 0- 1 | 0- 1 | 10- 0 | | | | |
| 0- 1 | 0- 0 | 0- 0 | NEUTRAL | 0- 0 | 0- 0 | 0- 1 | | | | |
| 7- 5 | 0- 1 | 0- 1 | NON-CONFERENCE | 1- 1 | 0- 1 | 6- 1 | | | | |
| 2- 1 | 0- 0 | 0- 1 | HOME | 1- 0 | 0- 0 | 1- 0 | | | | |
| 5- 3 | 0- 1 | 0- 0 | AWAY | 0- 1 | 0- 1 | 5- 0 | | | | |
| 0- 1 | 0- 0 | 0- 0 | NEUTRAL | 0- 0 | 0- 0 | 0- 1 | | | | |
| 10- 0 | 0- 0 | 0- 0 | CONFERENCE | 0- 0 | 0- 0 | 10- 0 | | | | |
| 5- 0 | 0- 0 | 0- 0 | HOME | 0- 0 | 0- 0 | 5- 0 | | | | |
| 5- 0 | 0- 0 | 0- 0 | AWAY | 0- 0 | 0- 0 | 5- 0 | | | | |
| 0- 0 | 0- 0 | 0- 0 | NEUTRAL | 0- 0 | 0- 0 | 0- 0 | | | | |

| RPI 1-25 | | | | RPI 26-50 | | | | RPI 51-100 | | | | Team's RPI: 81 | RPI 101+ | | | |
|---------------------------|---|------------------|-------|-----------|---|-------------------|-------|------------|---|-----------|-------|----------------|----------|---|-------------------|--------|
| RPI | S | Opponent | Score | RPI | S | Opponent | Score | RPI | S | Opponent | Score | | RPI | S | Opponent | Score |
| 13 | A | Louisville | 50 73 | 30 | H | Green Bay | 53 62 | 57 | A | Minnesota | 74 75 | | 105 | A | Troy | 74 91 |
| | | | | | | | | 67 | H | IUPUI | 78 72 | | 173 | N | Fresno St. | 53 62 |
| | | | | | | | | | | | | | 189 | A | UAB | 72 58 |
| | | | | | | | | | | | | | 200 | A | Morehead St. | 91 59 |
| | | | | | | | | | | | | | 204 | A | Loyola Marymount | 79 72 |
| | | | | | | | | | | | | | 211 | H | SIUE | 94 67 |
| | | | | | | | | | | | | | 226 | A | Samford | 73 54 |
| | | | | | | | | | | | | | 238 | A | Tennessee St. | 70 60 |
| | | | | | | | | | | | | | 242 | A | Presbyterian | 83 58 |
| | | | | | | | | | | | | | 258 | A | Austin Peay | 80 71 |
| | | | | | | | | | | | | | 262 | H | Tennessee Tech | 89 75 |
| | | | | | | | | | | | | | 268 | A | Jacksonville St. | 54 53 |
| | | | | | | | | | | | | | 270 | H | UT Martin | 71 66 |
| | | | | | | | | | | | | | 285 | H | Lipscomb | 100 62 |
| | | | | | | | | | | | | | 286 | H | Southeast Mo. St. | 89 77 |
| | | | | | | | | | | | | | 309 | A | Eastern Ill. | 77 58 |
| | | | | | | | | | | | | | 313 | H | Eastern Ky. | 74 58 |
| | | | | | | | | | | | | | 318 | A | Fort Wayne | 85 59 |
| LAST 12 Division I GAMES: | | | | | | | | | | | | | | | | |
| 211 | H | SIUE | 94 67 | 286 | H | Southeast Mo. St. | 89 77 | | | | | | | | | |
| 238 | A | Tennessee St. | 70 60 | 270 | H | UT Martin | 71 66 | | | | | | | | | |
| 262 | H | Tennessee Tech | 89 75 | 258 | A | Austin Peay | 80 71 | | | | | | | | | |
| 268 | A | Jacksonville St. | 54 53 | 309 | A | Eastern Ill. | 77 58 | | | | | | | | | |
| 200 | A | Morehead St. | 91 59 | 242 | A | Presbyterian | 83 58 | | | | | | | | | |
| 313 | H | Eastern Ky. | 74 58 | 67 | H | IUPUI | 78 72 | | | | | | | | | |

Belmont







































Belmont

Non-Div I Games: Trevecca Nazarene 87 56

Belmont



Loss, Non-Conf, S Site, H Home A Away N Neutral

| | | | | | | | | | | |
|-------------------|-------------|------------|----------------|------------|-------------|---------------|------------|-----------|-----------|-----------|
| Average RPI Win: | 299 | WON-LOST | WINNING | LAST 10 | STRENGTH OF | OPP. STRENGTH | TEAM | ADJ. | CONF. | ADJ CONF. |
| Average RPI Loss: | 202 | RECORD | PCT. RANK | GAMES | SCHEDULE | OF SCHEDULE | RPI | RPI | RPI | RPI |
| DIV. I ONLY | 8- 9 | 197 | 7- 3 | 338 | 341 | 256 | 256 | 32 | 32 | |
| DIV. I NON-CONF. | 2- 8 | 288 | 2- 3 | 262 | 310 | 315 | 315 | 31 | 31 | |
| TOTALS | RPI 1-25 | RPI 26-50 | W-L RECORDS | RPI 51-100 | RPI 101-150 | RPI 150+ | | | | |
| 8- 9 | 0- 0 | 0- 0 | OVERALL | 0- 1 | 0- 2 | 8- 6 | | | | |
| 3- 1 | 0- 0 | 0- 0 | HOME | 0- 0 | 0- 0 | 3- 1 | | | | |
| 4- 7 | 0- 0 | 0- 0 | AWAY | 0- 1 | 0- 2 | 4- 4 | | | | |
| 1- 1 | 0- 0 | 0- 0 | NEUTRAL | 0- 0 | 0- 0 | 1- 1 | | | | |
| 2- 8 | 0- 0 | 0- 0 | NON-CONFERENCE | 0- 1 | 0- 2 | 2- 5 | | | | |
| 1- 0 | 0- 0 | 0- 0 | HOME | 0- 0 | 0- 0 | 1- 0 | | | | |
| 0- 7 | 0- 0 | 0- 0 | AWAY | 0- 1 | 0- 2 | 0- 4 | | | | |
| 1- 1 | 0- 0 | 0- 0 | NEUTRAL | 0- 0 | 0- 0 | 1- 1 | | | | |
| 6- 1 | 0- 0 | 0- 0 | CONFERENCE | 0- 0 | 0- 0 | 6- 1 | | | | |
| 2- 1 | 0- 0 | 0- 0 | HOME | 0- 0 | 0- 0 | 2- 1 | | | | |
| 4- 0 | 0- 0 | 0- 0 | AWAY | 0- 0 | 0- 0 | 4- 0 | | | | |
| 0- 0 | 0- 0 | 0- 0 | NEUTRAL | 0- 0 | 0- 0 | 0- 0 | | | | |

| RPI 1-25 | | | RPI 26-50 | | | RPI 51-100 | | | RPI 101+ Team's RPI: 256 | | |
|--|---|----------|--|---|---|---|--|--|--------------------------|--|-------|
| RPI | S | Opponent | Score | RPI | S | Opponent | Score | RPI | S | Opponent | Score |
| | | | | | | 77  Jacksonville | 63  | 124  Clemson | | 38  | 59 |
| | | | | | | | | 135  UCF | | 43  | 70 |
| | | | | | | | | 162  Stetson | | 60  | 63 |
| | | | | | | | | 211 N SIUE | | 83 | 78 |
| | | | | | | | | 222  Southern U. | | 59  | 61 |
| | | | | | | | | 232  UMES | | 56  | 59 |
| | | | | | | | | 238 N Tennessee St. | | 60  | 69 |
| | | | | | | | | 269  Norfolk St. | | 68 | 58 |
| | | | | | | | | 287  Prairie View | | 64  | 66 |
| | | | | | | | | 290  Savannah St. | | 38 | 31 |
| | | | | | | | | 291  North Florida | | 52 | 50 |
| | | | | | | | | 295  Coppin St. | | 71 | 52 |
| | | | | | | | | 338  Southeastern La. | | 63  | 75 |
| | | | | | | | | 340  South Carolina St. | | 64 | 34 |
| | | | | | | | | 345  Florida A&M | | 64 | 41 |
| | | | | | | | | 348  Morgan St. | | 50 | 48 |
| LAST 12 Division I GAMES: | | | | | | | | | | | |
| 269  Norfolk St. | | 68 | 58 | 290  Savannah St. | | 38 | 31 | | | | |
| 232  UMES | | 56 |  59 | 124  Clemson | | 38 |  59 | | | | |
| 345  Florida A&M | | 64 | 41 | 211 N SIUE | | 83 | 78 | | | | |
| 340  South Carolina St. | | 64 | 34 | 238 N Tennessee St. | | 60 |  69 | | | | |
| 295  Coppin St. | | 71 | 52 | 291  North Florida | | 52 | 50 | | | | |
| 348  Morgan St. | | 50 | 48 | 135  UCF | | 43 |  70 | | | | |

Non-Div I Games: Edward Waters 55 45 Flagler 76 53

Bethune-Cookman

 Loss,  Non-Conf, S Site,  Home  Away N Neutral

Binghamton

Through Games Of Feb. 1, 2017

| | | | | | | | | | | |
|-------------------|----------|-----------|----------------|------------|-------------|---------------|------|------|-------|-----------|
| Average RPI Win: | 254 | WON-LOST | WINNING | LAST 10 | STRENGTH OF | OPP. STRENGTH | TEAM | ADJ. | CONF. | ADJ CONF. |
| Average RPI Loss: | 137 | RECORD | PCT. RANK | GAMES | SCHEDULE | OF SCHEDULE | RPI | RPI | RPI | RPI |
| DIV. I ONLY | 8- 12 | 225 | 5- 5 | 130 | 301 | 196 | 196 | 19 | 19 | |
| DIV. I NON-CONF. | 3- 8 | 262 | 0- 2 | 72 | 334 | 199 | 199 | 21 | 21 | |
| TOTALS | RPI 1-25 | RPI 26-50 | W-L RECORDS | RPI 51-100 | RPI 101-150 | RPI 150+ | | | | |
| 8- 12 | 0- 0 | 0- 1 | OVERALL | 0- 3 | 2- 3 | 6- 5 | | | | |
| 2- 7 | 0- 0 | 0- 1 | HOME | 0- 2 | 1- 1 | 1- 3 | | | | |
| 6- 5 | 0- 0 | 0- 0 | AWAY | 0- 1 | 1- 2 | 5- 2 | | | | |
| 0- 0 | 0- 0 | 0- 0 | NEUTRAL | 0- 0 | 0- 0 | 0- 0 | | | | |
| 3- 8 | 0- 0 | 0- 1 | NON-CONFERENCE | 0- 2 | 1- 2 | 2- 3 | | | | |
| 0- 5 | 0- 0 | 0- 1 | HOME | 0- 1 | 0- 1 | 0- 2 | | | | |
| 3- 3 | 0- 0 | 0- 0 | AWAY | 0- 1 | 1- 1 | 2- 1 | | | | |
| 0- 0 | 0- 0 | 0- 0 | NEUTRAL | 0- 0 | 0- 0 | 0- 0 | | | | |
| 5- 4 | 0- 0 | 0- 0 | CONFERENCE | 0- 1 | 1- 1 | 4- 2 | | | | |
| 2- 2 | 0- 0 | 0- 0 | HOME | 0- 1 | 1- 0 | 1- 1 | | | | |
| 3- 2 | 0- 0 | 0- 0 | AWAY | 0- 0 | 0- 1 | 3- 1 | | | | |
| 0- 0 | 0- 0 | 0- 0 | NEUTRAL | 0- 0 | 0- 0 | 0- 0 | | | | |

| RPI S | Opponent | Score | RPI S | Opponent | Score | RPI S | Opponent | Score | RPI S | Opponent | Score | Team's RPI: 196 |
|---------------------------|-----------------|-------|-------|-----------------|-------|-------|----------------|-------|-------|-----------------------|-------|-----------------|
| 48 | H Bucknell | 57 67 | 62 | A Ohio | 55 63 | 119 | H Maine | 58 52 | 129 | A Hartford | 73 76 | |
| | | | 84 | H Cornell | 51 54 | 133 | A Yale | 48 57 | 144 | H Columbia | 65 75 | |
| | | | 85 | H New Hampshire | 62 70 | 150 | A Penn | 61 48 | 152 | A Providence | 58 71 | |
| | | | | | | 169 | H Albany (NY) | 61 67 | 185 | H Brown | 72 83 | |
| | | | | | | 202 | H Sacred Heart | 69 77 | 245 | A Stony Brook | 48 40 | |
| | | | | | | 250 | A UMBC | 45 53 | 250 | H UMBC | 69 62 | |
| | | | | | | 280 | A Vermont | 64 55 | 304 | A NJIT | 68 44 | |
| | | | | | | 337 | A UMass Lowell | 58 48 | 343 | A Fairleigh Dickinson | 80 69 | |
| LAST 12 Division I GAMES: | | | | | | | | | | | | |
| 250 | A UMBC | 45 53 | 280 | A Vermont | 64 55 | | | | | | | |
| 119 | H Maine | 58 52 | 337 | A UMass Lowell | 58 48 | | | | | | | |
| 129 | A Hartford | 73 76 | 250 | H UMBC | 69 62 | | | | | | | |
| 245 | A Stony Brook | 48 40 | 84 | H Cornell | 51 54 | | | | | | | |
| 169 | H Albany (NY) | 61 67 | 62 | A Ohio | 55 63 | | | | | | | |
| 85 | H New Hampshire | 62 70 | 144 | H Columbia | 65 75 | | | | | | | |

Non-Div I Games: Georgian Court 74 53 Misericordia 77 54

Binghamton

Loss, Non-Conf, S Site, H Home A Away N Neutral

| | | | | | | | | | | |
|-------------------|----------|-----------|----------------|------------|-------------|---------------|------|------|-------|-----------|
| Average RPI Win: | 162 | WON-LOST | WINNING | LAST 10 | STRENGTH OF | OPP. STRENGTH | TEAM | ADJ. | CONF. | ADJ CONF. |
| Average RPI Loss: | 138 | RECORD | PCT. RANK | GAMES | SCHEDULE | OF SCHEDULE | RPI | RPI | RPI | RPI |
| DIV. I ONLY | 13- 6 | 78 | 5- 5 | 95 | 130 | 75 | 75 | 13 | 13 | |
| DIV. I NON-CONF. | 8- 1 | 21 | 2- 0 | 136 | 85 | 26 | 26 | 15 | 15 | |
| TOTALS | RPI 1-25 | RPI 26-50 | W-L RECORDS | RPI 51-100 | RPI 101-150 | RPI 150+ | | | | |
| 13- 6 | 0- 1 | 0- 0 | OVERALL | 4- 2 | 1- 1 | 8- 2 | | | | |
| 9- 2 | 0- 0 | 0- 0 | HOME | 1- 2 | 0- 0 | 8- 0 | | | | |
| 3- 4 | 0- 1 | 0- 0 | AWAY | 2- 0 | 1- 1 | 0- 2 | | | | |
| 1- 0 | 0- 0 | 0- 0 | NEUTRAL | 1- 0 | 0- 0 | 0- 0 | | | | |
| 8- 1 | 0- 1 | 0- 0 | NON-CONFERENCE | 2- 0 | 1- 0 | 5- 0 | | | | |
| 5- 0 | 0- 0 | 0- 0 | HOME | 0- 0 | 0- 0 | 5- 0 | | | | |
| 2- 1 | 0- 1 | 0- 0 | AWAY | 1- 0 | 1- 0 | 0- 0 | | | | |
| 1- 0 | 0- 0 | 0- 0 | NEUTRAL | 1- 0 | 0- 0 | 0- 0 | | | | |
| 5- 5 | 0- 0 | 0- 0 | CONFERENCE | 2- 2 | 0- 1 | 3- 2 | | | | |
| 4- 2 | 0- 0 | 0- 0 | HOME | 1- 2 | 0- 0 | 3- 0 | | | | |
| 1- 3 | 0- 0 | 0- 0 | AWAY | 1- 0 | 0- 1 | 0- 2 | | | | |
| 0- 0 | 0- 0 | 0- 0 | NEUTRAL | 0- 0 | 0- 0 | 0- 0 | | | | |

| RPI 1-25 | | | | RPI 26-50 | | | | RPI 51-100 Team's RPI: 75 | | | | RPI 101+ | | | |
|---------------------------|---|--------------|-------|-----------|---|---------------|-------|---------------------------|---|----------------|-------|----------|---|-----------------|-------|
| RPI | S | Opponent | Score | RPI | S | Opponent | Score | RPI | S | Opponent | Score | RPI | S | Opponent | Score |
| 10 | A | Washington | 66 92 | | | | | 60 | A | Washington St. | 77 73 | 125 | A | St. Mary's (CA) | 83 78 |
| | | | | | | | | 76 | A | Colorado St. | 51 45 | 147 | A | New Mexico | 68 75 |
| | | | | | | | | 76 | H | Colorado St. | 53 60 | 159 | H | Eastern Wash. | 67 64 |
| | | | | | | | | 78 | N | Charlotte | 68 65 | 173 | H | Fresno St. | 67 66 |
| | | | | | | | | 79 | H | UNLV | 55 58 | 191 | H | San Jose St. | 86 64 |
| | | | | | | | | 98 | H | Wyoming | 64 54 | 210 | H | Utah St. | 76 56 |
| | | | | | | | | | | | | 217 | H | Hawaii | 61 49 |
| | | | | | | | | | | | | 229 | A | San Diego St. | 77 84 |
| | | | | | | | | | | | | 230 | H | Seattle U | 73 68 |
| | | | | | | | | | | | | 231 | H | Portland St. | 94 76 |
| | | | | | | | | | | | | 264 | H | Portland | 74 60 |
| | | | | | | | | | | | | 284 | A | Nevada | 62 69 |
| LAST 12 Division I GAMES: | | | | | | | | | | | | | | | |
| 76 | H | Colorado St. | 53 60 | 229 | A | San Diego St. | 77 84 | | | | | | | | |
| 98 | H | Wyoming | 64 54 | 79 | H | UNLV | 55 58 | | | | | | | | |
| 284 | A | Nevada | 62 69 | 76 | A | Colorado St. | 51 45 | | | | | | | | |
| 191 | H | San Jose St. | 86 64 | 210 | H | Utah St. | 76 56 | | | | | | | | |
| 147 | A | New Mexico | 68 75 | 217 | H | Hawaii | 61 49 | | | | | | | | |
| 173 | H | Fresno St. | 67 66 | 264 | H | Portland | 74 60 | | | | | | | | |

Non-Div I Games: Southern Ore. 89 45 Concordia Portland 71 40

Boise St.

Loss, Non-Conf, S Site, H Home A Away N Neutral

| | | | | | | | | | | |
|-------------------|----------|-----------|----------------|------------|-------------|---------------|------|------|-------|-----------|
| Average RPI Win: | 203 | WON-LOST | WINNING | LAST 10 | STRENGTH OF | OPP. STRENGTH | TEAM | ADJ. | CONF. | ADJ CONF. |
| Average RPI Loss: | 81 | RECORD | PCT. RANK | GAMES | SCHEDULE | OF SCHEDULE | RPI | RPI | RPI | RPI |
| DIV. I ONLY | 8- 14 | 246 | 2- 8 | 58 | 72 | 165 | 165 | 3 | 3 | |
| DIV. I NON-CONF. | 7- 6 | 157 | 3- 0 | 173 | 217 | 177 | 177 | 4 | 4 | |
| TOTALS | RPI 1-25 | RPI 26-50 | W-L RECORDS | RPI 51-100 | RPI 101-150 | RPI 150+ | | | | |
| 8- 14 | 0- 3 | 0- 2 | OVERALL | 0- 3 | 3- 5 | 5- 1 | | | | |
| 6- 5 | 0- 2 | 0- 0 | HOME | 0- 2 | 2- 1 | 4- 0 | | | | |
| 1- 8 | 0- 1 | 0- 2 | AWAY | 0- 1 | 1- 3 | 0- 1 | | | | |
| 1- 1 | 0- 0 | 0- 0 | NEUTRAL | 0- 0 | 0- 1 | 1- 0 | | | | |
| 7- 6 | 0- 0 | 0- 0 | NON-CONFERENCE | 0- 1 | 2- 4 | 5- 1 | | | | |
| 5- 2 | 0- 0 | 0- 0 | HOME | 0- 1 | 1- 1 | 4- 0 | | | | |
| 1- 3 | 0- 0 | 0- 0 | AWAY | 0- 0 | 1- 2 | 0- 1 | | | | |
| 1- 1 | 0- 0 | 0- 0 | NEUTRAL | 0- 0 | 0- 1 | 1- 0 | | | | |
| 1- 8 | 0- 3 | 0- 2 | CONFERENCE | 0- 2 | 1- 1 | 0- 0 | | | | |
| 1- 3 | 0- 2 | 0- 0 | HOME | 0- 1 | 1- 0 | 0- 0 | | | | |
| 0- 5 | 0- 1 | 0- 2 | AWAY | 0- 1 | 0- 1 | 0- 0 | | | | |
| 0- 0 | 0- 0 | 0- 0 | NEUTRAL | 0- 0 | 0- 0 | 0- 0 | | | | |

| RPI S | Opponent | Score | RPI S | Opponent | Score | RPI S | Opponent | Score | RPI S | Opponent | Score | Team's RPI: 165 |
|---------------------------|----------------|-------|-------|---------------------|-------|-------|----------------|-------|-------|------------------------|-------|-----------------|
| 2 | H Notre Dame | 69 80 | 36 | A Syracuse | 52 79 | 53 | H Georgia Tech | 67 71 | 108 | N SMU | 64 72 | |
| 11 | H Duke | 44 67 | 49 | A Wake Forest | 55 71 | 69 | A Virginia | 55 62 | 119 | H Maine | 64 53 | |
| 24 | A Miami (FL) | 51 58 | | | | 95 | H Penn St. | 56 60 | 122 | A Fordham | 49 56 | |
| | | | | | | | | | 124 | H Clemson | 60 48 | |
| | | | | | | | | | 125 | H St. Mary's (CA) | 54 62 | |
| | | | | | | | | | 126 | A Pittsburgh | 43 56 | |
| | | | | | | | | | 129 | A Hartford | 56 65 | |
| | | | | | | | | | 133 | A Yale | 71 64 | |
| | | | | | | | | | 152 | H Providence | 57 53 | |
| | | | | | | | | | 180 | A Seton Hall | 66 71 | |
| | | | | | | | | | 206 | H Dartmouth | 65 53 | |
| | | | | | | | | | 273 | H Boston U. | 67 49 | |
| | | | | | | | | | 298 | H Central Conn. St. | 66 46 | |
| | | | | | | | | | 320 | N St. Francis Brooklyn | 73 58 | |
| LAST 12 Division I GAMES: | | | | | | | | | | | | |
| 24 | A Miami (FL) | 51 58 | 36 | A Syracuse | 52 79 | | | | | | | |
| 49 | A Wake Forest | 55 71 | 126 | A Pittsburgh | 43 56 | | | | | | | |
| 11 | H Duke | 44 67 | 124 | H Clemson | 60 48 | | | | | | | |
| 2 | H Notre Dame | 69 80 | 119 | H Maine | 64 53 | | | | | | | |
| 69 | A Virginia | 55 62 | 206 | H Dartmouth | 65 53 | | | | | | | |
| 53 | H Georgia Tech | 67 71 | 298 | H Central Conn. St. | 66 46 | | | | | | | |

Non-Div I Games:

Boston College

■ Loss,
 ■ Non-Conf, S Site,
 ■ Home
 ■ Away
 N Neutral

| | | | | | | | | | | |
|-------------------|----------|-----------|----------------|------------|-------------|---------------|------|------|-------|-----------|
| Average RPI Win: | 302 | WON-LOST | WINNING | LAST 10 | STRENGTH OF | OPP. STRENGTH | TEAM | ADJ. | CONF. | ADJ CONF. |
| Average RPI Loss: | 135 | RECORD | PCT. RANK | GAMES | SCHEDULE | OF SCHEDULE | RPI | RPI | RPI | RPI |
| DIV. I ONLY | 7- 13 | 255 | 6- 4 | 241 | 202 | 273 | 273 | 24 | 24 | |
| DIV. I NON-CONF. | 2- 9 | 293 | 1- 2 | 186 | 158 | 306 | 306 | 25 | 25 | |
| TOTALS | RPI 1-25 | RPI 26-50 | W-L RECORDS | RPI 51-100 | RPI 101-150 | RPI 150+ | | | | |
| 7- 13 | 0- 1 | 0- 2 | OVERALL | 0- 2 | 0- 1 | 7- 7 | | | | |
| 5- 5 | 0- 1 | 0- 1 | HOME | 0- 1 | 0- 1 | 5- 1 | | | | |
| 2- 7 | 0- 0 | 0- 1 | AWAY | 0- 0 | 0- 0 | 2- 6 | | | | |
| 0- 1 | 0- 0 | 0- 0 | NEUTRAL | 0- 1 | 0- 0 | 0- 0 | | | | |
| 2- 9 | 0- 1 | 0- 1 | NON-CONFERENCE | 0- 2 | 0- 0 | 2- 5 | | | | |
| 2- 3 | 0- 1 | 0- 0 | HOME | 0- 1 | 0- 0 | 2- 1 | | | | |
| 0- 5 | 0- 0 | 0- 1 | AWAY | 0- 0 | 0- 0 | 0- 4 | | | | |
| 0- 1 | 0- 0 | 0- 0 | NEUTRAL | 0- 1 | 0- 0 | 0- 0 | | | | |
| 5- 4 | 0- 0 | 0- 1 | CONFERENCE | 0- 0 | 0- 1 | 5- 2 | | | | |
| 3- 2 | 0- 0 | 0- 1 | HOME | 0- 0 | 0- 1 | 3- 0 | | | | |
| 2- 2 | 0- 0 | 0- 0 | AWAY | 0- 0 | 0- 0 | 2- 2 | | | | |
| 0- 0 | 0- 0 | 0- 0 | NEUTRAL | 0- 0 | 0- 0 | 0- 0 | | | | |

| RPI 1-25 | | | | RPI 26-50 | | | | RPI 51-100 | | | | RPI 101+ Team's RPI: 273 | | | |
|---------------------------|---|-----------------|-------|-----------|---|---------------|-------|------------|---|----------------|-------|--------------------------|---|-----------------|-------|
| RPI | S | Opponent | Score | RPI | S | Opponent | Score | RPI | S | Opponent | Score | RPI | S | Opponent | Score |
| 20 | H | Harvard | 52 65 | 26 | A | Arizona St. | 42 71 | 82 | N | Long Beach St. | 48 61 | 104 | H | Navy | 59 62 |
| | | | | 48 | H | Bucknell | 50 66 | 85 | H | New Hampshire | 51 59 | 157 | A | Northeastern | 59 78 |
| | | | | | | | | | | | | 165 | A | Boston College | 49 67 |
| | | | | | | | | | | | | 169 | A | Albany (NY) | 54 69 |
| | | | | | | | | | | | | 181 | A | American | 62 73 |
| | | | | | | | | | | | | 206 | H | Dartmouth | 49 61 |
| | | | | | | | | | | | | 240 | A | Marist | 57 76 |
| | | | | | | | | | | | | 247 | H | Loyola Maryland | 61 58 |
| | | | | | | | | | | | | 267 | A | Colgate | 87 96 |
| | | | | | | | | | | | | 275 | H | Massachusetts | 64 60 |
| | | | | | | | | | | | | 308 | A | Lehigh | 69 64 |
| | | | | | | | | | | | | 308 | H | Lehigh | 64 50 |
| | | | | | | | | | | | | 315 | A | Holy Cross | 66 49 |
| | | | | | | | | | | | | 323 | H | Lafayette | 68 50 |
| | | | | | | | | | | | | 337 | H | UMass Lowell | 66 56 |
| LAST 12 Division I GAMES: | | | | | | | | | | | | | | | |
| 308 | H | Lehigh | 64 50 | 104 | H | Navy | 59 62 | | | | | | | | |
| 48 | H | Bucknell | 50 66 | 308 | A | Lehigh | 69 64 | | | | | | | | |
| 267 | A | Colgate | 87 96 | 315 | A | Holy Cross | 66 49 | | | | | | | | |
| 247 | H | Loyola Maryland | 61 58 | 275 | H | Massachusetts | 64 60 | | | | | | | | |
| 181 | A | American | 62 73 | 240 | A | Marist | 57 76 | | | | | | | | |
| 323 | H | Lafayette | 68 50 | 206 | H | Dartmouth | 49 61 | | | | | | | | |

Non-Div I Games:

Boston U.

Bowling Green

Through Games Of Feb. 1, 2017

| | | | | | | | | | | |
|-------------------|----------|-----------|----------------|------------|-------------|---------------|------|------|-------|-----------|
| Average RPI Win: | 272 | WON-LOST | WINNING | LAST 10 | STRENGTH OF | OPP. STRENGTH | TEAM | ADJ. | CONF. | ADJ CONF. |
| Average RPI Loss: | 124 | RECORD | PCT. RANK | GAMES | SCHEDULE | OF SCHEDULE | RPI | RPI | RPI | RPI |
| DIV. I ONLY | 3- 15 | 320 | 1- 8 | 94 | 151 | 255 | 255 | 10 | 10 | |
| DIV. I NON-CONF. | 2- 7 | 284 | 0- 2 | 211 | 121 | 285 | 285 | 11 | 11 | |
| TOTALS | RPI 1-25 | RPI 26-50 | W-L RECORDS | RPI 51-100 | RPI 101-150 | RPI 150+ | | | | |
| 3- 15 | 0- 1 | 0- 1 | OVERALL | 0- 5 | 0- 3 | 3- 5 | | | | |
| 0- 8 | 0- 0 | 0- 0 | HOME | 0- 5 | 0- 1 | 0- 2 | | | | |
| 1- 6 | 0- 1 | 0- 1 | AWAY | 0- 0 | 0- 1 | 1- 3 | | | | |
| 2- 1 | 0- 0 | 0- 0 | NEUTRAL | 0- 0 | 0- 1 | 2- 0 | | | | |
| 2- 7 | 0- 1 | 0- 1 | NON-CONFERENCE | 0- 1 | 0- 1 | 2- 3 | | | | |
| 0- 3 | 0- 0 | 0- 0 | HOME | 0- 1 | 0- 0 | 0- 2 | | | | |
| 0- 3 | 0- 1 | 0- 1 | AWAY | 0- 0 | 0- 0 | 0- 1 | | | | |
| 2- 1 | 0- 0 | 0- 0 | NEUTRAL | 0- 0 | 0- 1 | 2- 0 | | | | |
| 1- 8 | 0- 0 | 0- 0 | CONFERENCE | 0- 4 | 0- 2 | 1- 2 | | | | |
| 0- 5 | 0- 0 | 0- 0 | HOME | 0- 4 | 0- 1 | 0- 0 | | | | |
| 1- 3 | 0- 0 | 0- 0 | AWAY | 0- 0 | 0- 1 | 1- 2 | | | | |
| 0- 0 | 0- 0 | 0- 0 | NEUTRAL | 0- 0 | 0- 0 | 0- 0 | | | | |

| RPI 1-25 | | | | RPI 26-50 | | | | RPI 51-100 | | | | RPI 101+ Team's RPI: 255 | | | |
|---------------------------|---|---------------|-------|-----------|---|---------------|-------|------------|---|---------------|-------|--------------------------|---|---------------|-------|
| RPI | S | Opponent | Score | RPI | S | Opponent | Score | RPI | S | Opponent | Score | RPI | S | Opponent | Score |
| 13 | A | Louisville | 58 83 | 41 | A | Virginia Tech | 51 98 | 62 | H | Ohio | 58 69 | 102 | N | Chattanooga | 49 54 |
| | | | | | | | | 69 | H | Virginia | 47 67 | 112 | A | Kent St. | 78 80 |
| | | | | | | | | 72 | H | Buffalo | 50 61 | 128 | H | Ball St. | 53 75 |
| | | | | | | | | 83 | H | Central Mich. | 65 76 | 156 | H | Cincinnati | 58 68 |
| | | | | | | | | 86 | H | Northern Ill. | 76 89 | 167 | A | Western Mich. | 58 75 |
| | | | | | | | | | | | | 188 | A | Akron | 62 58 |
| | | | | | | | | | | | | 192 | H | Cleveland St. | 56 64 |
| | | | | | | | | | | | | 261 | A | Eastern Mich. | 74 81 |
| | | | | | | | | | | | | 306 | N | Saint Peter's | 73 68 |
| | | | | | | | | | | | | 313 | A | Eastern Ky. | 55 57 |
| | | | | | | | | | | | | 323 | N | Lafayette | 69 42 |
| LAST 12 Division I GAMES: | | | | | | | | | | | | | | | |
| 112 | A | Kent St. | 78 80 | 188 | A | Akron | 62 58 | | | | | | | | |
| 261 | A | Eastern Mich. | 74 81 | 86 | H | Northern Ill. | 76 89 | | | | | | | | |
| 128 | H | Ball St. | 53 75 | 62 | H | Ohio | 58 69 | | | | | | | | |
| 72 | H | Buffalo | 50 61 | 192 | H | Cleveland St. | 56 64 | | | | | | | | |
| 83 | H | Central Mich. | 65 76 | 41 | A | Virginia Tech | 51 98 | | | | | | | | |
| 167 | A | Western Mich. | 58 75 | 69 | H | Virginia | 47 67 | | | | | | | | |

Non-Div I Games: Davis & Elkins 73 46 Ohio Valley 82 46 Malone 65 78

Bowling Green

Loss, Non-Conf, S Site, H Home A Away N Neutral

Bradley

Through Games Of Feb. 1, 2017

| | | | | | | | | | | |
|-------------------|----------|-----------|----------------|------------|-------------|---------------|------|------|-------|-----------|
| Average RPI Win: | 259 | WON-LOST | WINNING | LAST 10 | STRENGTH OF | OPP. STRENGTH | TEAM | ADJ. | CONF. | ADJ CONF. |
| Average RPI Loss: | 138 | RECORD | PCT. RANK | GAMES | SCHEDULE | OF SCHEDULE | RPI | RPI | RPI | RPI |
| DIV. I ONLY | 6- 13 | 268 | 4- 6 | 167 | 215 | 234 | 234 | 16 | 16 | |
| DIV. I NON-CONF. | 3- 7 | 250 | 2- 1 | 118 | 258 | 205 | 205 | 14 | 14 | |
| TOTALS | RPI 1-25 | RPI 26-50 | W-L RECORDS | RPI 51-100 | RPI 101-150 | RPI 150+ | | | | |
| 6- 13 | 0- 0 | 0- 2 | OVERALL | 0- 3 | 0- 2 | 6- 6 | | | | |
| 2- 6 | 0- 0 | 0- 2 | HOME | 0- 2 | 0- 1 | 2- 1 | | | | |
| 4- 7 | 0- 0 | 0- 0 | AWAY | 0- 1 | 0- 1 | 4- 5 | | | | |
| 0- 0 | 0- 0 | 0- 0 | NEUTRAL | 0- 0 | 0- 0 | 0- 0 | | | | |
| 3- 7 | 0- 0 | 0- 1 | NON-CONFERENCE | 0- 2 | 0- 2 | 3- 2 | | | | |
| 1- 3 | 0- 0 | 0- 1 | HOME | 0- 1 | 0- 1 | 1- 0 | | | | |
| 2- 4 | 0- 0 | 0- 0 | AWAY | 0- 1 | 0- 1 | 2- 2 | | | | |
| 0- 0 | 0- 0 | 0- 0 | NEUTRAL | 0- 0 | 0- 0 | 0- 0 | | | | |
| 3- 6 | 0- 0 | 0- 1 | CONFERENCE | 0- 1 | 0- 0 | 3- 4 | | | | |
| 1- 3 | 0- 0 | 0- 1 | HOME | 0- 1 | 0- 0 | 1- 1 | | | | |
| 2- 3 | 0- 0 | 0- 0 | AWAY | 0- 0 | 0- 0 | 2- 3 | | | | |
| 0- 0 | 0- 0 | 0- 0 | NEUTRAL | 0- 0 | 0- 0 | 0- 0 | | | | |

| RPI 1-25 | | | | RPI 26-50 | | | | RPI 51-100 | | | | RPI 101+ | | | | Team's RPI: 234 | |
|---------------------------|---|----------|-------|-----------|---|---------------|-------|------------|---|----------------|-------|----------|---|----------------|-------|-----------------|--|
| RPI | S | Opponent | Score | RPI | S | Opponent | Score | RPI | S | Opponent | Score | RPI | S | Opponent | Score | | |
| | | | | 30 | H | Green Bay | 43 68 | 58 | H | UNI | 53 72 | 111 | H | Saint Louis | 58 68 | | |
| | | | | 34 | H | Drake | 60 93 | 86 | H | Northern Ill. | 51 81 | 112 | A | Kent St. | 52 77 | | |
| | | | | | | | | 96 | A | Western Ill. | 77 91 | 160 | A | Missouri St. | 75 73 | | |
| | | | | | | | | | | | | 167 | A | Western Mich. | 64 83 | | |
| | | | | | | | | | | | | 171 | A | Wichita St. | 54 65 | | |
| | | | | | | | | | | | | 174 | H | Detroit | 70 60 | | |
| | | | | | | | | | | | | 187 | A | Indiana St. | 51 58 | | |
| | | | | | | | | | | | | 198 | H | Southern Ill. | 57 66 | | |
| | | | | | | | | | | | | 224 | A | Butler | 56 58 | | |
| | | | | | | | | | | | | 279 | H | Evansville | 56 52 | | |
| | | | | | | | | | | | | 302 | A | Loyola Chicago | 60 53 | | |
| | | | | | | | | | | | | 314 | A | Illinois St. | 63 71 | | |
| | | | | | | | | | | | | 317 | A | Ill.-Chicago | 65 56 | | |
| | | | | | | | | | | | | 322 | A | Valparaiso | 67 56 | | |
| LAST 12 Division I GAMES: | | | | | | | | | | | | | | | | | |
| | | | | 279 | H | Evansville | 56 52 | 302 | A | Loyola Chicago | 60 53 | | | | | | |
| | | | | 198 | H | Southern Ill. | 57 66 | 187 | A | Indiana St. | 51 58 | | | | | | |
| | | | | 160 | A | Missouri St. | 75 73 | 314 | A | Illinois St. | 63 71 | | | | | | |
| | | | | 171 | A | Wichita St. | 54 65 | 317 | A | Ill.-Chicago | 65 56 | | | | | | |
| | | | | 58 | H | UNI | 53 72 | 322 | A | Valparaiso | 67 56 | | | | | | |
| | | | | 34 | H | Drake | 60 93 | 167 | A | Western Mich. | 64 83 | | | | | | |

Non-Div I Games: Eureka 103 59

Bradley

■ Loss,
 ■ Non-Conf, S Site,
 ■ Home
 ■ Away
 N Neutral

| | | | | | | | | | | |
|-----------------------|------|----------|-----------|----------------|-------------|---------------|----------|------|-------|-----------|
| Average RPI Win: 236 | | WON-LOST | WINNING | LAST 10 | STRENGTH OF | OPP. STRENGTH | TEAM | ADJ. | CONF. | ADJ CONF. |
| Average RPI Loss: 202 | | RECORD | PCT. RANK | GAMES | SCHEDULE | OF SCHEDULE | RPI | RPI | RPI | RPI |
| DIV. I ONLY | | 10- 6 | 112 | 6- 3 | 312 | 271 | 185 | 185 | 9 | 9 |
| DIV. I NON-CONF. | | 8- 4 | 97 | 6- 1 | 340 | 296 | 221 | 221 | 10 | 10 |
| TOTALS | | RPI 1-25 | RPI 26-50 | W-L RECORDS | RPI 51-100 | RPI 101-150 | RPI 150+ | | | |
| 10- 6 | 0- 0 | | 0- 0 | OVERALL | 0- 0 | 1- 3 | 9- 3 | | | |
| 5- 2 | 0- 0 | | 0- 0 | HOME | 0- 0 | 1- 0 | 4- 2 | | | |
| 5- 4 | 0- 0 | | 0- 0 | AWAY | 0- 0 | 0- 3 | 5- 1 | | | |
| 0- 0 | 0- 0 | | 0- 0 | NEUTRAL | 0- 0 | 0- 0 | 0- 0 | | | |
| 8- 4 | 0- 0 | | 0- 0 | NON-CONFERENCE | 0- 0 | 0- 1 | 8- 3 | | | |
| 4- 2 | 0- 0 | | 0- 0 | HOME | 0- 0 | 0- 0 | 4- 2 | | | |
| 4- 2 | 0- 0 | | 0- 0 | AWAY | 0- 0 | 0- 1 | 4- 1 | | | |
| 0- 0 | 0- 0 | | 0- 0 | NEUTRAL | 0- 0 | 0- 0 | 0- 0 | | | |
| 2- 2 | 0- 0 | | 0- 0 | CONFERENCE | 0- 0 | 1- 2 | 1- 0 | | | |
| 1- 0 | 0- 0 | | 0- 0 | HOME | 0- 0 | 1- 0 | 0- 0 | | | |
| 1- 2 | 0- 0 | | 0- 0 | AWAY | 0- 0 | 0- 2 | 1- 0 | | | |
| 0- 0 | 0- 0 | | 0- 0 | NEUTRAL | 0- 0 | 0- 0 | 0- 0 | | | |

| RPI 1-25 | | | | RPI 26-50 | | | | RPI 51-100 | | | | RPI 101+ | | | | Team's RPI: 185 | |
|---------------------------|---|----------|-------|-----------|---|------------|-------|------------|-----|----------|---------------|----------|----|---------------|-------|-----------------|--|
| RPI | S | Opponent | Score | RPI | S | Opponent | Score | RPI | S | Opponent | Score | RPI | S | Opponent | Score | | |
| | | | | | | | | | | | | 123 | A | VCU | 72 | 85 | |
| | | | | | | | | | | | | 133 | A | Yale | 51 | 73 | |
| | | | | | | | | | | | | 133 | H | Yale | 76 | 73 | |
| | | | | | | | | | | | | 150 | A | Penn | 60 | 86 | |
| | | | | | | | | | | | | 152 | H | Providence | 77 | 70 | |
| | | | | | | | | | | | | 196 | A | Binghamton | 83 | 72 | |
| | | | | | | | | | | | | 202 | A | Sacred Heart | 80 | 66 | |
| | | | | | | | | | | | | 207 | A | Princeton | 98 | 88 | |
| | | | | | | | | | | | | 241 | H | Howard | 83 | 78 | |
| | | | | | | | | | | | | 244 | H | Manhattan | 57 | 58 | |
| | | | | | | | | | | | | 267 | H | Colgate | 62 | 67 | |
| | | | | | | | | | | | | 280 | A | Vermont | 62 | 50 | |
| | | | | | | | | | | | | 293 | A | Bryant | 67 | 70 | |
| | | | | | | | | | | | | 294 | H | Rhode Island | 76 | 65 | |
| | | | | | | | | | | | | 306 | H | Saint Peter's | 80 | 71 | |
| | | | | | | | | | | | | 348 | A | Morgan St. | 68 | 51 | |
| LAST 12 Division I GAMES: | | | | | | | | | | | | | | | | | |
| | | | | 133 | A | Yale | 51 | 73 | 306 | H | Saint Peter's | 80 | 71 | | | | |
| | | | | 133 | H | Yale | 76 | 73 | 280 | A | Vermont | 62 | 50 | | | | |
| | | | | 150 | A | Penn | 60 | 86 | 152 | H | Providence | 77 | 70 | | | | |
| | | | | 207 | A | Princeton | 98 | 88 | 294 | H | Rhode Island | 76 | 65 | | | | |
| | | | | 348 | A | Morgan St. | 68 | 51 | 196 | A | Binghamton | 83 | 72 | | | | |
| | | | | 123 | A | VCU | 72 | 85 | 244 | H | Manhattan | 57 | 58 | | | | |

Non-Div I Games: Rhode Island Col. 90 44

Brown

Loss, Non-Conf, S Site, H Home A Away N Neutral

| | | | | | | | | | | |
|-------------------|----------|-----------|----------------|------------|-------------|---------------|------|------|-------|-----------|
| Average RPI Win: | 310 | WON-LOST | WINNING | LAST 10 | STRENGTH OF | OPP. STRENGTH | TEAM | ADJ. | CONF. | ADJ CONF. |
| Average RPI Loss: | 201 | RECORD | PCT. RANK | GAMES | SCHEDULE | OF SCHEDULE | RPI | RPI | RPI | RPI |
| DIV. I ONLY | 10- 11 | 182 | 5- 5 | 340 | 324 | 293 | 293 | 31 | 31 | |
| DIV. I NON-CONF. | 5- 6 | 186 | 1- 1 | 321 | 218 | 267 | 267 | 32 | 32 | |
| TOTALS | RPI 1-25 | RPI 26-50 | W-L RECORDS | RPI 51-100 | RPI 101-150 | RPI 150+ | | | | |
| 10- 11 | 0- 0 | 0- 0 | OVERALL | 0- 1 | 0- 2 | 10- 8 | | | | |
| 6- 2 | 0- 0 | 0- 0 | HOME | 0- 0 | 0- 1 | 6- 1 | | | | |
| 3- 8 | 0- 0 | 0- 0 | AWAY | 0- 1 | 0- 1 | 3- 6 | | | | |
| 1- 1 | 0- 0 | 0- 0 | NEUTRAL | 0- 0 | 0- 0 | 1- 1 | | | | |
| 5- 6 | 0- 0 | 0- 0 | NON-CONFERENCE | 0- 1 | 0- 2 | 5- 3 | | | | |
| 3- 1 | 0- 0 | 0- 0 | HOME | 0- 0 | 0- 1 | 3- 0 | | | | |
| 1- 4 | 0- 0 | 0- 0 | AWAY | 0- 1 | 0- 1 | 1- 2 | | | | |
| 1- 1 | 0- 0 | 0- 0 | NEUTRAL | 0- 0 | 0- 0 | 1- 1 | | | | |
| 5- 5 | 0- 0 | 0- 0 | CONFERENCE | 0- 0 | 0- 0 | 5- 5 | | | | |
| 3- 1 | 0- 0 | 0- 0 | HOME | 0- 0 | 0- 0 | 3- 1 | | | | |
| 2- 4 | 0- 0 | 0- 0 | AWAY | 0- 0 | 0- 0 | 2- 4 | | | | |
| 0- 0 | 0- 0 | 0- 0 | NEUTRAL | 0- 0 | 0- 0 | 0- 0 | | | | |

| RPI 1-25 | | | RPI 26-50 | | | RPI 51-100 | | | RPI 101+ Team's RPI: 293 | | |
|---------------------------|---|---------------------|-----------|-----|---|----------------------|-------|----------------------------|--------------------------|----------|-------|
| RPI | S | Opponent | Score | RPI | S | Opponent | Score | RPI | S | Opponent | Score |
| | | | | | | 85 A New Hampshire | 60 62 | 119 H Maine | | 52 77 | |
| | | | | | | | | 126 A Pittsburgh | | 60 76 | |
| | | | | | | | | 152 N Providence | | 51 62 | |
| | | | | | | | | 182 A Rutgers | | 42 50 | |
| | | | | | | | | 185 H Brown | | 70 67 | |
| | | | | | | | | 202 H Sacred Heart | | 53 65 | |
| | | | | | | | | 221 A Saint Francis (PA) | | 67 79 | |
| | | | | | | | | 233 A Robert Morris | | 46 62 | |
| | | | | | | | | 275 A Massachusetts | | 62 68 | |
| | | | | | | | | 280 A Vermont | | 63 57 | |
| | | | | | | | | 294 N Rhode Island | | 62 56 | |
| | | | | | | | | 298 A Central Conn. St. | | 52 53 | |
| | | | | | | | | 315 H Holy Cross | | 76 74 | |
| | | | | | | | | 320 A St. Francis Brooklyn | | 47 63 | |
| | | | | | | | | 325 H Mt. St. Mary's | | 78 62 | |
| | | | | | | | | 332 A LIU Brooklyn | | 62 53 | |
| | | | | | | | | 337 H UMass Lowell | | 73 62 | |
| | | | | | | | | 343 A Fairleigh Dickinson | | 56 48 | |
| | | | | | | | | 343 H Fairleigh Dickinson | | 50 48 | |
| | | | | | | | | 344 H Wagner | | 70 61 | |
| LAST 12 Division I GAMES: | | | | | | | | | | | |
| 343 | H | Fairleigh Dickinson | 50 48 | 343 | A | Fairleigh Dickinson | 56 48 | | | | |
| 298 | A | Central Conn. St. | 52 53 | 325 | H | Mt. St. Mary's | 78 62 | | | | |
| 221 | A | Saint Francis (PA) | 67 79 | 332 | A | LIU Brooklyn | 62 53 | | | | |
| 233 | A | Robert Morris | 46 62 | 320 | A | St. Francis Brooklyn | 47 63 | | | | |
| 344 | H | Wagner | 70 61 | 337 | H | UMass Lowell | 73 62 | | | | |
| 202 | H | Sacred Heart | 53 65 | 119 | H | Maine | 52 77 | | | | |

Non-Div I Games:

Bryant

■ Loss,
 ■ Non-Conf,
 ■ S Site,
 ■ H Home
 ■ A Away
 N Neutral

| | | | | | | | | | | |
|-------------------|----------|-----------|----------------|------------|-------------|---------------|------|------|-------|-----------|
| Average RPI Win: | 210 | WON-LOST | WINNING | LAST 10 | STRENGTH OF | OPP. STRENGTH | TEAM | ADJ. | CONF. | ADJ CONF. |
| Average RPI Loss: | 116 | RECORD | PCT. RANK | GAMES | SCHEDULE | OF SCHEDULE | RPI | RPI | RPI | RPI |
| DIV. I ONLY | 17- 4 | 19 | 9- 1 | 176 | 213 | 48 | 48 | 24 | 24 | |
| DIV. I NON-CONF. | 8- 3 | 67 | 2- 0 | 205 | 90 | 73 | 73 | 25 | 25 | |
| TOTALS | RPI 1-25 | RPI 26-50 | W-L RECORDS | RPI 51-100 | RPI 101-150 | RPI 150+ | | | | |
| 17- 4 | 0- 0 | 0- 1 | OVERALL | 1- 1 | 2- 0 | 14- 2 | | | | |
| 9- 0 | 0- 0 | 0- 0 | HOME | 1- 0 | 1- 0 | 7- 0 | | | | |
| 8- 4 | 0- 0 | 0- 0 | AWAY | 0- 0 | 1- 0 | 7- 0 | | | | |
| 0- 0 | 0- 0 | 0- 0 | NEUTRAL | 0- 0 | 0- 0 | 0- 0 | | | | |
| 8- 3 | 0- 0 | 0- 1 | NON-CONFERENCE | 1- 1 | 1- 0 | 6- 1 | | | | |
| 4- 0 | 0- 0 | 0- 0 | HOME | 1- 0 | 0- 0 | 3- 0 | | | | |
| 4- 3 | 0- 0 | 0- 1 | AWAY | 0- 1 | 1- 0 | 3- 1 | | | | |
| 0- 0 | 0- 0 | 0- 0 | NEUTRAL | 0- 0 | 0- 0 | 0- 0 | | | | |
| 9- 1 | 0- 0 | 0- 0 | CONFERENCE | 0- 0 | 1- 0 | 8- 1 | | | | |
| 5- 0 | 0- 0 | 0- 0 | HOME | 0- 0 | 1- 0 | 4- 0 | | | | |
| 4- 1 | 0- 0 | 0- 0 | AWAY | 0- 0 | 0- 0 | 4- 1 | | | | |
| 0- 0 | 0- 0 | 0- 0 | NEUTRAL | 0- 0 | 0- 0 | 0- 0 | | | | |

| RPI 1-25 | | | | RPI 26-50 | | Team's RPI: 48 | | RPI 51-100 | | | | RPI 101+ | | | |
|---------------------------|---|----------|-------|-----------|---|-----------------|-------|------------|---|-----------------|-------|----------|---|-----------------|-------|
| RPI | S | Opponent | Score | RPI | S | Opponent | Score | RPI | S | Opponent | Score | RPI | S | Opponent | Score |
| | | | | 27 | A | Elon | 58 64 | 68 | H | Drexel | 78 66 | 104 | H | Navy | 67 64 |
| | | | | | | | | 73 | A | North Carolina | 50 65 | 134 | A | Saint Joseph's | 64 61 |
| | | | | | | | | | | | | 166 | A | Army West Point | 60 56 |
| | | | | | | | | | | | | 166 | H | Army West Point | 68 62 |
| | | | | | | | | | | | | 181 | A | American | 47 59 |
| | | | | | | | | | | | | 181 | H | American | 73 67 |
| | | | | | | | | | | | | 182 | A | Rutgers | 53 57 |
| | | | | | | | | | | | | 188 | A | Akron | 61 47 |
| | | | | | | | | | | | | 192 | H | Cleveland St. | 77 66 |
| | | | | | | | | | | | | 196 | A | Binghamton | 67 57 |
| | | | | | | | | | | | | 225 | A | St. Bonaventure | 57 35 |
| | | | | | | | | | | | | 244 | H | Manhattan | 69 64 |
| | | | | | | | | | | | | 247 | A | Loyola Maryland | 72 66 |
| | | | | | | | | | | | | 267 | H | Colgate | 79 56 |
| | | | | | | | | | | | | 273 | A | Boston U. | 66 50 |
| | | | | | | | | | | | | 304 | H | NJIT | 67 36 |
| | | | | | | | | | | | | 308 | A | Lehigh | 77 58 |
| | | | | | | | | | | | | 315 | H | Holy Cross | 77 48 |
| LAST 12 Division I GAMES: | | | | | | | | | | | | | | | |
| | | | | 181 | A | American | 47 59 | 315 | H | Holy Cross | 77 48 | | | | |
| | | | | 166 | H | Army West Point | 68 62 | 181 | H | American | 73 67 | | | | |
| | | | | 273 | A | Boston U. | 66 50 | 166 | A | Army West Point | 60 56 | | | | |
| | | | | 247 | A | Loyola Maryland | 72 66 | 104 | H | Navy | 67 64 | | | | |
| | | | | 267 | H | Colgate | 79 56 | 244 | H | Manhattan | 69 64 | | | | |
| | | | | 308 | A | Lehigh | 77 58 | 192 | H | Cleveland St. | 77 66 | | | | |

Non-Div I Games:

Bucknell

| | | | | | | | | | | |
|-------------------|----------|-----------|----------------|------------|-------------|---------------|------|------|-------|-----------|
| Average RPI Win: | 193 | WON-LOST | WINNING | LAST 10 | STRENGTH OF | OPP. STRENGTH | TEAM | ADJ. | CONF. | ADJ CONF. |
| Average RPI Loss: | 80 | RECORD | PCT. RANK | GAMES | SCHEDULE | OF SCHEDULE | RPI | RPI | RPI | RPI |
| DIV. I ONLY | 15- 6 | 58 | 5- 5 | 111 | 143 | 72 | 72 | 10 | 10 | |
| DIV. I NON-CONF. | 10- 1 | 16 | 1- 1 | 180 | 176 | 49 | 49 | 11 | 11 | |
| TOTALS | RPI 1-25 | RPI 26-50 | W-L RECORDS | RPI 51-100 | RPI 101-150 | RPI 150+ | | | | |
| 15- 6 | 0- 1 | 0- 0 | OVERALL | 1- 4 | 3- 1 | 11- 0 | | | | |
| 9- 2 | 0- 0 | 0- 0 | HOME | 1- 1 | 1- 1 | 7- 0 | | | | |
| 6- 3 | 0- 0 | 0- 0 | AWAY | 0- 3 | 2- 0 | 4- 0 | | | | |
| 0- 1 | 0- 1 | 0- 0 | NEUTRAL | 0- 0 | 0- 0 | 0- 0 | | | | |
| 10- 1 | 0- 1 | 0- 0 | NON-CONFERENCE | 0- 0 | 3- 0 | 7- 0 | | | | |
| 7- 0 | 0- 0 | 0- 0 | HOME | 0- 0 | 1- 0 | 6- 0 | | | | |
| 3- 0 | 0- 0 | 0- 0 | AWAY | 0- 0 | 2- 0 | 1- 0 | | | | |
| 0- 1 | 0- 1 | 0- 0 | NEUTRAL | 0- 0 | 0- 0 | 0- 0 | | | | |
| 5- 5 | 0- 0 | 0- 0 | CONFERENCE | 1- 4 | 0- 1 | 4- 0 | | | | |
| 2- 2 | 0- 0 | 0- 0 | HOME | 1- 1 | 0- 1 | 1- 0 | | | | |
| 3- 3 | 0- 0 | 0- 0 | AWAY | 0- 3 | 0- 0 | 3- 0 | | | | |
| 0- 0 | 0- 0 | 0- 0 | NEUTRAL | 0- 0 | 0- 0 | 0- 0 | | | | |

| RPI 1-25 | | | | RPI 26-50 | | | | RPI 51-100 | | | | Team's RPI: 72 | RPI 101+ | | | |
|---------------------------|---|----------|-------|-----------|---|---------------|-------|------------|---|---------------|-------|----------------|----------|---|-----------------|-------|
| RPI | S | Opponent | Score | RPI | S | Opponent | Score | RPI | S | Opponent | Score | | RPI | S | Opponent | Score |
| 20 | N | Harvard | 62 74 | | | | | 62 | A | Ohio | 55 83 | | 120 | A | Duquesne | 71 69 |
| | | | | | | | | 83 | A | Central Mich. | 71 88 | | 122 | A | Fordham | 58 54 |
| | | | | | | | | 83 | H | Central Mich. | 67 56 | | 128 | H | Ball St. | 75 89 |
| | | | | | | | | 92 | A | Toledo | 63 85 | | 135 | H | UCF | 66 65 |
| | | | | | | | | 92 | H | Toledo | 64 73 | | 167 | A | Western Mich. | 62 47 |
| | | | | | | | | | | | | | 179 | H | Hofstra | 74 50 |
| | | | | | | | | | | | | | 202 | H | Sacred Heart | 76 55 |
| | | | | | | | | | | | | | 216 | A | Miami (OH) | 68 51 |
| | | | | | | | | | | | | | 216 | H | Miami (OH) | 71 45 |
| | | | | | | | | | | | | | 218 | H | Niagara | 73 63 |
| | | | | | | | | | | | | | 225 | H | St. Bonaventure | 68 47 |
| | | | | | | | | | | | | | 243 | A | Canisius | 65 52 |
| | | | | | | | | | | | | | 244 | H | Manhattan | 73 39 |
| | | | | | | | | | | | | | 255 | A | Bowling Green | 61 50 |
| | | | | | | | | | | | | | 275 | H | Massachusetts | 61 47 |
| LAST 12 Division I GAMES: | | | | | | | | | | | | | | | | |
| | | | | 92 | A | Toledo | 63 85 | 92 | H | Toledo | 64 73 | | | | | |
| | | | | 167 | A | Western Mich. | 62 47 | 83 | A | Central Mich. | 71 88 | | | | | |
| | | | | 128 | H | Ball St. | 75 89 | 62 | A | Ohio | 55 83 | | | | | |
| | | | | 83 | H | Central Mich. | 67 56 | 216 | H | Miami (OH) | 71 45 | | | | | |
| | | | | 255 | A | Bowling Green | 61 50 | 20 | N | Harvard | 62 74 | | | | | |
| | | | | 216 | A | Miami (OH) | 68 51 | 122 | A | Fordham | 58 54 | | | | | |

Non-Div I Games:

Buffalo

■ Loss,
 ■ Non-Conf,
 ■ S Site,
 ■ H Home
 ■ A Away
 N Neutral

| Average RPI Win: | 218 | WON-LOST | WINNING | LAST 10 | STRENGTH OF | OPP. STRENGTH | TEAM | ADJ. | CONF. | ADJ CONF. |
|-------------------|----------|-----------|----------------|------------|-------------|---------------|------|------|-------|-----------|
| Average RPI Loss: | 97 | RECORD | PCT. RANK | GAMES | SCHEDULE | OF SCHEDULE | RPI | RPI | RPI | RPI |
| DIV. I ONLY | 5- 17 | 304 | 2- 8 | 66 | 81 | 224 | 224 | 7 | 7 | |
| DIV. I NON-CONF. | 3- 8 | 262 | 0- 1 | 127 | 161 | 266 | 266 | 7 | 7 | |
| TOTALS | RPI 1-25 | RPI 26-50 | W-L RECORDS | RPI 51-100 | RPI 101-150 | RPI 150+ | | | | |
| 5- 17 | 0- 2 | 0- 4 | OVERALL | 0- 3 | 0- 4 | 5- 4 | | | | |
| 4- 7 | 0- 1 | 0- 1 | HOME | 0- 2 | 0- 2 | 4- 1 | | | | |
| 1- 10 | 0- 1 | 0- 3 | AWAY | 0- 1 | 0- 2 | 1- 3 | | | | |
| 0- 0 | 0- 0 | 0- 0 | NEUTRAL | 0- 0 | 0- 0 | 0- 0 | | | | |
| 3- 8 | 0- 1 | 0- 1 | NON-CONFERENCE | 0- 0 | 0- 4 | 3- 2 | | | | |
| 3- 4 | 0- 1 | 0- 0 | HOME | 0- 0 | 0- 2 | 3- 1 | | | | |
| 0- 4 | 0- 0 | 0- 1 | AWAY | 0- 0 | 0- 2 | 0- 1 | | | | |
| 0- 0 | 0- 0 | 0- 0 | NEUTRAL | 0- 0 | 0- 0 | 0- 0 | | | | |
| 2- 9 | 0- 1 | 0- 3 | CONFERENCE | 0- 3 | 0- 0 | 2- 2 | | | | |
| 1- 3 | 0- 0 | 0- 1 | HOME | 0- 2 | 0- 0 | 1- 0 | | | | |
| 1- 6 | 0- 1 | 0- 2 | AWAY | 0- 1 | 0- 0 | 1- 2 | | | | |
| 0- 0 | 0- 0 | 0- 0 | NEUTRAL | 0- 0 | 0- 0 | 0- 0 | | | | |

| RPI | S | Opponent | Score | RPI | S | Opponent | Score | RPI | S | Opponent | Score | RPI | S | Opponent | Score | Team's RPI: 224 |
|---------------------------|---|-----------------|--------|-----|---|-----------------|-------|-----|---|-----------------|-------|-----|---|-------------|-------|-----------------|
| 17 | A | DePaul | 69 100 | 28 | A | Creighton | 52 67 | 63 | H | Villanova | 69 70 | 109 | A | Arkansas | 50 68 | |
| 23 | H | South Fla. | 59 74 | 30 | A | Green Bay | 34 61 | 87 | A | St. John's (NY) | 55 62 | 128 | H | Ball St. | 50 74 | |
| | | | | 40 | A | Marquette | 53 91 | 87 | H | St. John's (NY) | 41 62 | 135 | H | UCF | 59 66 | |
| | | | | 42 | H | Georgetown | 52 58 | | | | | 140 | A | TCU | 47 73 | |
| | | | | | | | | | | | | 152 | A | Providence | 51 68 | |
| | | | | | | | | | | | | 172 | A | Xavier | 65 62 | |
| | | | | | | | | | | | | 178 | H | ETSU | 59 68 | |
| | | | | | | | | | | | | 180 | A | Seton Hall | 63 65 | |
| | | | | | | | | | | | | 180 | H | Seton Hall | 79 58 | |
| | | | | | | | | | | | | 187 | H | Indiana St. | 66 48 | |
| | | | | | | | | | | | | 203 | A | Wisconsin | 55 60 | |
| | | | | | | | | | | | | 234 | H | Bradley | 58 56 | |
| | | | | | | | | | | | | 318 | H | Fort Wayne | 70 64 | |
| LAST 12 Division I GAMES: | | | | | | | | | | | | | | | | |
| 180 | A | Seton Hall | 63 65 | 172 | A | Xavier | 65 62 | | | | | | | | | |
| 87 | A | St. John's (NY) | 55 62 | 87 | H | St. John's (NY) | 41 62 | | | | | | | | | |
| 42 | H | Georgetown | 52 58 | 180 | H | Seton Hall | 79 58 | | | | | | | | | |
| 63 | H | Villanova | 69 70 | 152 | A | Providence | 51 68 | | | | | | | | | |
| 40 | A | Marquette | 53 91 | 28 | A | Creighton | 52 67 | | | | | | | | | |
| 17 | A | DePaul | 69 100 | 30 | A | Green Bay | 34 61 | | | | | | | | | |

Non-Div I Games:

Butler

■ Loss,
■ Non-Conf,
■ S Site,
■ H Home
■ A Away
N Neutral

CSU Bakersfield

Through Games Of Feb. 1, 2017

| | | | | | | | | | | |
|-------------------|----------|-----------|----------------|------------|-------------|---------------|------|------|-------|-----------|
| Average RPI Win: | 288 | WON-LOST | WINNING | LAST 10 | STRENGTH OF | OPP. STRENGTH | TEAM | ADJ. | CONF. | ADJ CONF. |
| Average RPI Loss: | 162 | RECORD | PCT. RANK | GAMES | SCHEDULE | OF SCHEDULE | RPI | RPI | RPI | RPI |
| DIV. I ONLY | 7- 11 | 229 | 6- 4 | 317 | 190 | 300 | 300 | 29 | 29 | |
| DIV. I NON-CONF. | 3- 9 | 275 | 2- 3 | 293 | 91 | 307 | 307 | 29 | 29 | |
| TOTALS | RPI 1-25 | RPI 26-50 | W-L RECORDS | RPI 51-100 | RPI 101-150 | RPI 150+ | | | | |
| 7- 11 | 0- 1 | 0- 1 | OVERALL | 0- 2 | 0- 0 | 7- 7 | | | | |
| 5- 5 | 0- 1 | 0- 0 | HOME | 0- 1 | 0- 0 | 5- 3 | | | | |
| 2- 6 | 0- 0 | 0- 1 | AWAY | 0- 1 | 0- 0 | 2- 4 | | | | |
| 0- 0 | 0- 0 | 0- 0 | NEUTRAL | 0- 0 | 0- 0 | 0- 0 | | | | |
| 3- 9 | 0- 1 | 0- 1 | NON-CONFERENCE | 0- 2 | 0- 0 | 3- 5 | | | | |
| 2- 4 | 0- 1 | 0- 0 | HOME | 0- 1 | 0- 0 | 2- 2 | | | | |
| 1- 5 | 0- 0 | 0- 1 | AWAY | 0- 1 | 0- 0 | 1- 3 | | | | |
| 0- 0 | 0- 0 | 0- 0 | NEUTRAL | 0- 0 | 0- 0 | 0- 0 | | | | |
| 4- 2 | 0- 0 | 0- 0 | CONFERENCE | 0- 0 | 0- 0 | 4- 2 | | | | |
| 3- 1 | 0- 0 | 0- 0 | HOME | 0- 0 | 0- 0 | 3- 1 | | | | |
| 1- 1 | 0- 0 | 0- 0 | AWAY | 0- 0 | 0- 0 | 1- 1 | | | | |
| 0- 0 | 0- 0 | 0- 0 | NEUTRAL | 0- 0 | 0- 0 | 0- 0 | | | | |

| RPI 1-25 | | | | RPI 26-50 | | | | RPI 51-100 | | | | RPI 101+ Team's RPI: 300 | | | |
|---------------------------|---|----------------|-------|-----------|---|--------------|-------|------------|---|--------------|-------|--------------------------|---|----------------|-------|
| RPI | S | Opponent | Score | RPI | S | Opponent | Score | RPI | S | Opponent | Score | RPI | S | Opponent | Score |
| 8 | H | Stanford | 56 77 | 37 | A | Oregon | 62 77 | 56 | A | California | 63 86 | 170 | H | UC Riverside | 66 71 |
| | | | | | | | | 66 | H | South Dakota | 60 75 | 176 | H | New Mexico St. | 55 64 |
| | | | | | | | | | | | | 199 | A | Pacific | 61 91 |
| | | | | | | | | | | | | 217 | H | Hawaii | 58 51 |
| | | | | | | | | | | | | 230 | A | Seattle U | 47 54 |
| | | | | | | | | | | | | 249 | H | Cal Poly | 57 49 |
| | | | | | | | | | | | | 251 | H | Southern Utah | 59 65 |
| | | | | | | | | | | | | 259 | H | UTRGV | 74 46 |
| | | | | | | | | | | | | 282 | A | UTEP | 61 74 |
| | | | | | | | | | | | | 305 | H | UMKC | 52 33 |
| | | | | | | | | | | | | 312 | A | Pepperdine | 57 62 |
| | | | | | | | | | | | | 327 | A | UC Irvine | 86 66 |
| | | | | | | | | | | | | 328 | H | Chicago St. | 83 48 |
| | | | | | | | | | | | | 331 | A | Utah Valley | 63 59 |
| LAST 12 Division I GAMES: | | | | | | | | | | | | | | | |
| 305 | H | UMKC | 52 33 | 249 | H | Cal Poly | 57 49 | | | | | | | | |
| 328 | H | Chicago St. | 83 48 | 282 | A | UTEP | 61 74 | | | | | | | | |
| 331 | A | Utah Valley | 63 59 | 312 | A | Pepperdine | 57 62 | | | | | | | | |
| 176 | H | New Mexico St. | 55 64 | 327 | A | UC Irvine | 86 66 | | | | | | | | |
| 259 | H | UTRGV | 74 46 | 170 | H | UC Riverside | 66 71 | | | | | | | | |
| 230 | A | Seattle U | 47 54 | 199 | A | Pacific | 61 91 | | | | | | | | |

Non-Div I Games: Stanislaus St. 78 51 Fresno Pacific 84 61

CSU Bakersfield

Loss, Non-Conf, S Site, H Home A Away N Neutral

| | | | | | | | | | |
|------------------------------|----------|-----------|----------------|-------------|---------------|----------|------|-------|-----------|
| Average RPI Win: 227 | WON-LOST | WINNING | LAST 10 | STRENGTH OF | OPP. STRENGTH | TEAM | ADJ. | CONF. | ADJ CONF. |
| Average RPI Loss: 162 | RECORD | PCT. RANK | GAMES | SCHEDULE | OF SCHEDULE | RPI | RPI | RPI | RPI |
| DIV. I ONLY | 9- 11 | 205 | 4- 6 | 216 | 216 | 213 | 213 | 25 | 25 |
| DIV. I NON-CONF. | 7- 7 | 165 | 3- 3 | 135 | 190 | 148 | 148 | 23 | 23 |
| TOTALS | RPI 1-25 | RPI 26-50 | W-L RECORDS | RPI 51-100 | RPI 101-150 | RPI 150+ | | | |
| 9- 11 | 0- 2 | 0- 0 | OVERALL | 0- 1 | 1- 2 | 8- 6 | | | |
| 4- 6 | 0- 0 | 0- 0 | HOME | 0- 1 | 0- 1 | 4- 4 | | | |
| 5- 5 | 0- 2 | 0- 0 | AWAY | 0- 0 | 1- 1 | 4- 2 | | | |
| 0- 0 | 0- 0 | 0- 0 | NEUTRAL | 0- 0 | 0- 0 | 0- 0 | | | |
| 7- 7 | 0- 2 | 0- 0 | NON-CONFERENCE | 0- 1 | 1- 1 | 6- 3 | | | |
| 2- 5 | 0- 0 | 0- 0 | HOME | 0- 1 | 0- 1 | 2- 3 | | | |
| 5- 2 | 0- 2 | 0- 0 | AWAY | 0- 0 | 1- 0 | 4- 0 | | | |
| 0- 0 | 0- 0 | 0- 0 | NEUTRAL | 0- 0 | 0- 0 | 0- 0 | | | |
| 2- 4 | 0- 0 | 0- 0 | CONFERENCE | 0- 0 | 0- 1 | 2- 3 | | | |
| 2- 1 | 0- 0 | 0- 0 | HOME | 0- 0 | 0- 0 | 2- 1 | | | |
| 0- 3 | 0- 0 | 0- 0 | AWAY | 0- 0 | 0- 1 | 0- 2 | | | |
| 0- 0 | 0- 0 | 0- 0 | NEUTRAL | 0- 0 | 0- 0 | 0- 0 | | | |

| RPI 1-25 | | | | RPI 26-50 | | | | RPI 51-100 | | | | RPI 101+ Team's RPI: 213 | | | |
|---------------------------|---|-------------------|---------------|-----------|---|-----------------|---------------|------------|---|--------------|--------------|--------------------------|---|-------------------|--------------|
| RPI | S | Opponent | Score | RPI | S | Opponent | Score | RPI | S | Opponent | Score | RPI | S | Opponent | Score |
| 8 | A | Stanford | 54 88 | | | | | 59 | H | Michigan St. | 59 63 | 101 | A | UC Davis | 65 81 |
| 10 | A | Washington | 44 101 | | | | | | | | | 125 | A | St. Mary's (CA) | 73 61 |
| | | | | | | | | | | | | 150 | H | Penn | 36 47 |
| | | | | | | | | | | | | 159 | H | Eastern Wash. | 57 71 |
| | | | | | | | | | | | | 173 | A | Fresno St. | 61 57 |
| | | | | | | | | | | | | 174 | H | Detroit | 76 67 |
| | | | | | | | | | | | | 215 | H | San Diego | 67 76 |
| | | | | | | | | | | | | 230 | A | Seattle U | 68 64 |
| | | | | | | | | | | | | 231 | H | Portland St. | 99 72 |
| | | | | | | | | | | | | 239 | H | UC Santa Barbara | 75 61 |
| | | | | | | | | | | | | 249 | A | Cal Poly | 68 79 |
| | | | | | | | | | | | | 249 | H | Cal Poly | 63 70 |
| | | | | | | | | | | | | 251 | H | Southern Utah | 71 77 |
| | | | | | | | | | | | | 257 | A | Weber St. | 89 78 |
| | | | | | | | | | | | | 276 | A | Northern Ariz. | 83 79 |
| | | | | | | | | | | | | 327 | A | UC Irvine | 52 77 |
| | | | | | | | | | | | | 339 | H | Cal St. Fullerton | 58 41 |
| LAST 12 Division I GAMES: | | | | | | | | | | | | | | | |
| 239 | H | UC Santa Barbara | 75 61 | 150 | H | Penn | 36 47 | | | | | | | | |
| 249 | H | Cal Poly | 63 70 | 230 | A | Seattle U | 68 64 | | | | | | | | |
| 101 | A | UC Davis | 65 81 | 251 | H | Southern Utah | 71 77 | | | | | | | | |
| 327 | A | UC Irvine | 52 77 | 125 | A | St. Mary's (CA) | 73 61 | | | | | | | | |
| 249 | A | Cal Poly | 68 79 | 257 | A | Weber St. | 89 78 | | | | | | | | |
| 339 | H | Cal St. Fullerton | 58 41 | 10 | A | Washington | 44 101 | | | | | | | | |

Non-Div I Games:

CSUN

■ Loss,
 ■ Non-Conf,
 S Site,
 ■ Home
 ■ Away
 N Neutral

| Average RPI Win: | 267 | WON-LOST | WINNING | LAST 10 | STRENGTH OF | OPP. STRENGTH | TEAM | ADJ. | CONF. | ADJ CONF. |
|-------------------|----------|-----------|----------------|------------|-------------|---------------|------|------|-------|-----------|
| Average RPI Loss: | 150 | RECORD | PCT. RANK | GAMES | SCHEDULE | OF SCHEDULE | RPI | RPI | RPI | RPI |
| DIV. I ONLY | 7- 12 | 241 | 3- 7 | 206 | 214 | 249 | 249 | 25 | 25 | |
| DIV. I NON-CONF. | 4- 8 | 230 | 1- 4 | 221 | 214 | 283 | 283 | 23 | 23 | |
| TOTALS | RPI 1-25 | RPI 26-50 | W-L RECORDS | RPI 51-100 | RPI 101-150 | RPI 150+ | | | | |
| 7- 12 | 0- 2 | 0- 0 | OVERALL | 0- 2 | 0- 2 | 7- 6 | | | | |
| 6- 3 | 0- 0 | 0- 0 | HOME | 0- 0 | 0- 2 | 6- 1 | | | | |
| 1- 9 | 0- 2 | 0- 0 | AWAY | 0- 2 | 0- 0 | 1- 5 | | | | |
| 0- 0 | 0- 0 | 0- 0 | NEUTRAL | 0- 0 | 0- 0 | 0- 0 | | | | |
| 4- 8 | 0- 2 | 0- 0 | NON-CONFERENCE | 0- 1 | 0- 2 | 4- 3 | | | | |
| 4- 2 | 0- 0 | 0- 0 | HOME | 0- 0 | 0- 2 | 4- 0 | | | | |
| 0- 6 | 0- 2 | 0- 0 | AWAY | 0- 1 | 0- 0 | 0- 3 | | | | |
| 0- 0 | 0- 0 | 0- 0 | NEUTRAL | 0- 0 | 0- 0 | 0- 0 | | | | |
| 3- 4 | 0- 0 | 0- 0 | CONFERENCE | 0- 1 | 0- 0 | 3- 3 | | | | |
| 2- 1 | 0- 0 | 0- 0 | HOME | 0- 0 | 0- 0 | 2- 1 | | | | |
| 1- 3 | 0- 0 | 0- 0 | AWAY | 0- 1 | 0- 0 | 1- 2 | | | | |
| 0- 0 | 0- 0 | 0- 0 | NEUTRAL | 0- 0 | 0- 0 | 0- 0 | | | | |

| RPI | S | Opponent | Score | RPI | S | Opponent | Score | RPI | S | Opponent | Score | RPI | S | Opponent | Score | Team's RPI: 249 |
|---------------------------|---|----------------|-------|-----|---|------------------|-------|-----|---|-----------------|-------|-----|---|------------------|-------|-----------------|
| 8 | A | Stanford | 55 83 | | | | | 65 | A | Montana St. | 52 71 | 125 | H | St. Mary's (CA) | 71 79 | |
| 9 | A | UCLA | 64 80 | | | | | 82 | A | Long Beach St. | 80 83 | 141 | H | San Francisco | 67 73 | |
| | | | | | | | | | | | | 170 | A | UC Riverside | 59 68 | |
| | | | | | | | | | | | | 213 | A | CSUN | 70 63 | |
| | | | | | | | | | | | | 213 | H | CSUN | 79 68 | |
| | | | | | | | | | | | | 214 | A | Grand Canyon | 59 64 | |
| | | | | | | | | | | | | 217 | A | Hawaii | 57 66 | |
| | | | | | | | | | | | | 217 | H | Hawaii | 79 87 | |
| | | | | | | | | | | | | 239 | H | UC Santa Barbara | 78 67 | |
| | | | | | | | | | | | | 248 | A | Sacramento St. | 96 97 | |
| | | | | | | | | | | | | 276 | H | Northern Ariz. | 58 53 | |
| | | | | | | | | | | | | 283 | H | North Dakota St. | 73 46 | |
| | | | | | | | | | | | | 300 | A | CSU Bakersfield | 49 57 | |
| | | | | | | | | | | | | 312 | H | Pepperdine | 62 52 | |
| | | | | | | | | | | | | 331 | H | Utah Valley | 77 65 | |
| LAST 12 Division I GAMES: | | | | | | | | | | | | | | | | |
| 217 | A | Hawaii | 57 66 | 239 | H | UC Santa Barbara | 78 67 | 300 | A | CSU Bakersfield | 49 57 | 65 | A | Montana St. | 52 71 | |
| 213 | A | CSUN | 70 63 | 500 | A | CSU Bakersfield | 49 57 | 141 | H | San Francisco | 67 73 | 214 | A | Grand Canyon | 59 64 | |
| 217 | H | Hawaii | 79 87 | 500 | A | Montana St. | 52 71 | 214 | A | Grand Canyon | 59 64 | 312 | H | Pepperdine | 62 52 | |
| 82 | A | Long Beach St. | 80 83 | 141 | H | San Francisco | 67 73 | 214 | A | Grand Canyon | 59 64 | 312 | H | Pepperdine | 62 52 | |
| 170 | A | UC Riverside | 59 68 | 214 | A | Grand Canyon | 59 64 | 312 | H | Pepperdine | 62 52 | | | | | |
| 213 | H | CSUN | 79 68 | 312 | H | Pepperdine | 62 52 | | | | | | | | | |

Non-Div I Games:

Cal Poly

■ Loss,
 ■ Non-Conf, S Site,
 ■ Home
 ■ Away
 N Neutral

| | | | | | | | | | | |
|-------------------|----------|-----------|----------------|------------|-------------|---------------|------|------|-------|-----------|
| Average RPI Win: | 330 | WON-LOST | WINNING | LAST 10 | STRENGTH OF | OPP. STRENGTH | TEAM | ADJ. | CONF. | ADJ CONF. |
| Average RPI Loss: | 189 | RECORD | PCT. RANK | GAMES | SCHEDULE | OF SCHEDULE | RPI | RPI | RPI | RPI |
| DIV. I ONLY | 2- 18 | 338 | 1- 8 | 287 | 282 | 339 | 339 | 25 | 25 | |
| DIV. I NON-CONF. | 1- 10 | 325 | 0- 2 | 320 | 300 | 347 | 347 | 23 | 23 | |
| TOTALS | RPI 1-25 | RPI 26-50 | W-L RECORDS | RPI 51-100 | RPI 101-150 | RPI 150+ | | | | |
| 2- 18 | 0- 0 | 0- 0 | OVERALL | 0- 2 | 0- 3 | 2- 13 | | | | |
| 2- 8 | 0- 0 | 0- 0 | HOME | 0- 1 | 0- 2 | 2- 5 | | | | |
| 0- 10 | 0- 0 | 0- 0 | AWAY | 0- 1 | 0- 1 | 0- 8 | | | | |
| 0- 0 | 0- 0 | 0- 0 | NEUTRAL | 0- 0 | 0- 0 | 0- 0 | | | | |
| 1- 10 | 0- 0 | 0- 0 | NON-CONFERENCE | 0- 1 | 0- 1 | 1- 8 | | | | |
| 1- 5 | 0- 0 | 0- 0 | HOME | 0- 0 | 0- 1 | 1- 4 | | | | |
| 0- 5 | 0- 0 | 0- 0 | AWAY | 0- 1 | 0- 0 | 0- 4 | | | | |
| 0- 0 | 0- 0 | 0- 0 | NEUTRAL | 0- 0 | 0- 0 | 0- 0 | | | | |
| 1- 8 | 0- 0 | 0- 0 | CONFERENCE | 0- 1 | 0- 2 | 1- 5 | | | | |
| 1- 3 | 0- 0 | 0- 0 | HOME | 0- 1 | 0- 1 | 1- 1 | | | | |
| 0- 5 | 0- 0 | 0- 0 | AWAY | 0- 0 | 0- 1 | 0- 4 | | | | |
| 0- 0 | 0- 0 | 0- 0 | NEUTRAL | 0- 0 | 0- 0 | 0- 0 | | | | |

| RPI S | Opponent | Score | RPI S | Opponent | Score | RPI S | Opponent | Score | RPI S | Opponent | Score | Team's RPI: 339 |
|---------------------------|----------|------------------|-------|----------|-------|-------|------------------|-------|-------|--------------------|--------|-----------------|
| | | | | | | 82 | H Long Beach St. | 48 65 | 101 | A UC Davis | 39 59 | |
| | | | | | | 98 | A Wyoming | 26 61 | 101 | H UC Davis | 51 70 | |
| | | | | | | | | | 144 | H Columbia | 46 61 | |
| | | | | | | | | | 151 | H Idaho | 86 88 | |
| | | | | | | | | | 159 | A Eastern Wash. | 67 84 | |
| | | | | | | | | | 170 | A UC Riverside | 45 68 | |
| | | | | | | | | | 204 | H Loyola Marymount | 62 77 | |
| | | | | | | | | | 213 | A CSUN | 41 58 | |
| | | | | | | | | | 215 | A San Diego | 50 103 | |
| | | | | | | | | | 217 | A Hawaii | 50 60 | |
| | | | | | | | | | 229 | H San Diego St. | 61 71 | |
| | | | | | | | | | 231 | A Portland St. | 73 81 | |
| | | | | | | | | | 239 | A UC Santa Barbara | 37 57 | |
| | | | | | | | | | 239 | H UC Santa Barbara | 49 56 | |
| | | | | | | | | | 296 | A Denver | 58 77 | |
| | | | | | | | | | 312 | H Pepperdine | 58 69 | |
| | | | | | | | | | 327 | H UC Irvine | 64 53 | |
| | | | | | | | | | 333 | H Montana | 72 56 | |
| LAST 12 Division I GAMES: | | | | | | | | | | | | |
| 239 | A | UC Santa Barbara | 37 | 57 | 217 | A | Hawaii | 50 | 60 | | | |
| 101 | A | UC Davis | 39 | 59 | 239 | H | UC Santa Barbara | 49 | 56 | | | |
| 82 | H | Long Beach St. | 48 | 65 | 213 | A | CSUN | 41 | 58 | | | |
| 170 | A | UC Riverside | 45 | 68 | 144 | H | Columbia | 46 | 61 | | | |
| 101 | H | UC Davis | 51 | 70 | 229 | H | San Diego St. | 61 | 71 | | | |
| 327 | H | UC Irvine | 64 | 53 | 312 | H | Pepperdine | 58 | 69 | | | |

Non-Div I Games: Antelope Valley 64 56 Whittier 97 49

Cal St. Fullerton

■ Loss,
 ■ Non-Conf, S Site,
 ■ Home
 ■ Away
 N Neutral

California

Through Games Of Feb. 1, 2017

| | | | | | | | | | | |
|-------------------|----------|-----------|----------------|------------|-------------|---------------|------|------|-------|-----------|
| Average RPI Win: | 167 | WON-LOST | WINNING | LAST 10 | STRENGTH OF | OPP. STRENGTH | TEAM | ADJ. | CONF. | ADJ CONF. |
| Average RPI Loss: | 31 | RECORD | PCT. RANK | GAMES | SCHEDULE | OF SCHEDULE | RPI | RPI | RPI | RPI |
| DIV. I ONLY | 15- 7 | 82 | 3- 7 | 79 | 37 | 56 | 56 | 1 | 1 | |
| DIV. I NON-CONF. | 12- 0 | 1 | 2- 0 | 223 | 152 | 32 | 32 | 1 | 1 | |
| TOTALS | RPI 1-25 | RPI 26-50 | W-L RECORDS | RPI 51-100 | RPI 101-150 | RPI 150+ | | | | |
| 15- 7 | 1- 2 | 0- 3 | OVERALL | 1- 2 | 7- 0 | 6- 0 | | | | |
| 8- 3 | 0- 1 | 0- 2 | HOME | 0- 0 | 4- 0 | 4- 0 | | | | |
| 4- 4 | 0- 1 | 0- 1 | AWAY | 1- 2 | 2- 0 | 1- 0 | | | | |
| 3- 0 | 1- 0 | 0- 0 | NEUTRAL | 0- 0 | 1- 0 | 1- 0 | | | | |
| 12- 0 | 1- 0 | 0- 0 | NON-CONFERENCE | 0- 0 | 5- 0 | 6- 0 | | | | |
| 7- 0 | 0- 0 | 0- 0 | HOME | 0- 0 | 3- 0 | 4- 0 | | | | |
| 2- 0 | 0- 0 | 0- 0 | AWAY | 0- 0 | 1- 0 | 1- 0 | | | | |
| 3- 0 | 1- 0 | 0- 0 | NEUTRAL | 0- 0 | 1- 0 | 1- 0 | | | | |
| 3- 7 | 0- 2 | 0- 3 | CONFERENCE | 1- 2 | 2- 0 | 0- 0 | | | | |
| 1- 3 | 0- 1 | 0- 2 | HOME | 0- 0 | 1- 0 | 0- 0 | | | | |
| 2- 4 | 0- 1 | 0- 1 | AWAY | 1- 2 | 1- 0 | 0- 0 | | | | |
| 0- 0 | 0- 0 | 0- 0 | NEUTRAL | 0- 0 | 0- 0 | 0- 0 | | | | |

| RPI S | Opponent | Score | RPI S | Opponent | Score | RPI S | Opponent | Score | RPI S | Opponent | Score |
|---------------------------|------------------|-------|-------|----------------|-------|-------|------------------|-------|-------|-------------------|-------|
| 7 | H Oregon St. | 56 66 | 26 | A Arizona St. | 62 72 | 51 | A Utah | 57 63 | 114 | A Arizona | 74 64 |
| 10 | A Washington | 67 90 | 26 | H Arizona St. | 45 54 | 60 | A Washington St. | 79 84 | 114 | H Arizona | 71 60 |
| 22 | N Oklahoma | 82 74 | 37 | H Oregon | 66 69 | 80 | A Colorado | 65 53 | 120 | H Duquesne | 86 66 |
| | | | | | | | | | 125 | A St. Mary's (CA) | 74 67 |
| | | | | | | | | | 130 | N Southern Miss. | 71 51 |
| | | | | | | | | | 141 | H San Francisco | 75 52 |
| | | | | | | | | | 142 | H Santa Clara | 73 58 |
| | | | | | | | | | 164 | A Nebraska | 86 65 |
| | | | | | | | | | 170 | H UC Riverside | 71 56 |
| | | | | | | | | | 248 | H Sacramento St. | 97 73 |
| | | | | | | | | | 300 | H CSU Bakersfield | 86 63 |
| | | | | | | | | | 308 | H Lehigh | 96 63 |
| | | | | | | | | | 324 | N Arkansas St. | 80 55 |
| LAST 12 Division I GAMES: | | | | | | | | | | | |
| 60 | A Washington St. | 79 84 | 37 | H Oregon | 66 69 | | | | | | |
| 10 | A Washington | 67 90 | 7 | H Oregon St. | 56 66 | | | | | | |
| 114 | H Arizona | 71 60 | 26 | A Arizona St. | 62 72 | | | | | | |
| 26 | H Arizona St. | 45 54 | 114 | A Arizona | 74 64 | | | | | | |
| 51 | A Utah | 57 63 | 324 | N Arkansas St. | 80 55 | | | | | | |
| 80 | A Colorado | 65 53 | 22 | N Oklahoma | 82 74 | | | | | | |

Non-Div I Games:

California

Loss, Non-Conf, S Site, H Home A Away N Neutral

| | | | | | | | | | |
|------------------------------|----------|-----------|----------------|-------------|---------------|----------|------|-------|-----------|
| Average RPI Win: 300 | WON-LOST | WINNING | LAST 10 | STRENGTH OF | OPP. STRENGTH | TEAM | ADJ. | CONF. | ADJ CONF. |
| Average RPI Loss: 163 | RECORD | PCT. RANK | GAMES | SCHEDULE | OF SCHEDULE | RPI | RPI | RPI | RPI |
| DIV. I ONLY | 12- 5 | 71 | 7- 2 | 343 | 334 | 228 | 228 | 28 | 28 |
| DIV. I NON-CONF. | 5- 3 | 121 | 2- 0 | 341 | 343 | 251 | 251 | 28 | 28 |
| TOTALS | RPI 1-25 | RPI 26-50 | W-L RECORDS | RPI 51-100 | RPI 101-150 | RPI 150+ | | | |
| 12- 5 | 0- 0 | 0- 0 | OVERALL | 0- 0 | 0- 3 | 12- 2 | | | |
| 4- 4 | 0- 0 | 0- 0 | HOME | 0- 0 | 0- 2 | 4- 2 | | | |
| 6- 1 | 0- 0 | 0- 0 | AWAY | 0- 0 | 0- 1 | 6- 0 | | | |
| 2- 0 | 0- 0 | 0- 0 | NEUTRAL | 0- 0 | 0- 0 | 2- 0 | | | |
| 5- 3 | 0- 0 | 0- 0 | NON-CONFERENCE | 0- 0 | 0- 2 | 5- 1 | | | |
| 1- 2 | 0- 0 | 0- 0 | HOME | 0- 0 | 0- 1 | 1- 1 | | | |
| 2- 1 | 0- 0 | 0- 0 | AWAY | 0- 0 | 0- 1 | 2- 0 | | | |
| 2- 0 | 0- 0 | 0- 0 | NEUTRAL | 0- 0 | 0- 0 | 2- 0 | | | |
| 7- 2 | 0- 0 | 0- 0 | CONFERENCE | 0- 0 | 0- 1 | 7- 1 | | | |
| 3- 2 | 0- 0 | 0- 0 | HOME | 0- 0 | 0- 1 | 3- 1 | | | |
| 4- 0 | 0- 0 | 0- 0 | AWAY | 0- 0 | 0- 0 | 4- 0 | | | |
| 0- 0 | 0- 0 | 0- 0 | NEUTRAL | 0- 0 | 0- 0 | 0- 0 | | | |

| RPI 1-25 | | | RPI 26-50 | | | RPI 51-100 | | | RPI 101+ Team's RPI: 228 | | |
|---------------------------|---|--------------|-----------|-----|---|-----------------|-------|-----|--------------------------|-----------------|-------|
| RPI | S | Opponent | Score | RPI | S | Opponent | Score | RPI | S | Opponent | Score |
| | | | | | | | | 118 | A | Mercer | 60 76 |
| | | | | | | | | 121 | H | Radford | 42 61 |
| | | | | | | | | 123 | H | VCU | 53 66 |
| | | | | | | | | 178 | H | ETSU | 55 56 |
| | | | | | | | | 208 | A | UNC Asheville | 61 55 |
| | | | | | | | | 242 | A | Presbyterian | 49 39 |
| | | | | | | | | 277 | H | Liberty | 52 58 |
| | | | | | | | | 278 | A | Gardner-Webb | 73 61 |
| | | | | | | | | 289 | H | Charleston So. | 54 37 |
| | | | | | | | | 297 | A | USC Upstate | 56 41 |
| | | | | | | | | 303 | A | Western Caro. | 50 48 |
| | | | | | | | | 311 | H | High Point | 58 33 |
| | | | | | | | | 316 | N | Ark.-Pine Bluff | 51 31 |
| | | | | | | | | 326 | H | Winthrop | 61 32 |
| | | | | | | | | 335 | A | Longwood | 66 54 |
| | | | | | | | | 341 | H | N.C. Central | 61 30 |
| | | | | | | | | 348 | N | Morgan St. | 62 51 |
| LAST 12 Division I GAMES: | | | | | | | | | | | |
| 277 | H | Liberty | 52 58 | 121 | H | Radford | 42 61 | | | | |
| 278 | A | Gardner-Webb | 73 61 | 289 | H | Charleston So. | 54 37 | | | | |
| 311 | H | High Point | 58 33 | 208 | A | UNC Asheville | 61 55 | | | | |
| 335 | A | Longwood | 66 54 | 348 | N | Morgan St. | 62 51 | | | | |
| 326 | H | Winthrop | 61 32 | 316 | N | Ark.-Pine Bluff | 51 31 | | | | |
| 242 | A | Presbyterian | 49 39 | 297 | A | USC Upstate | 56 41 | | | | |

Non-Div I Games: Columbia (SC) 73 32 Saint Augustine's 69 33 St. Andrews 94 39

Campbell

Loss, Non-Conf, S Site, H Home A Away N Neutral

| Average RPI Win: | 236 | WON-LOST | WINNING | LAST 10 | STRENGTH OF | OPP. STRENGTH | TEAM | ADJ. | CONF. | ADJ CONF. |
|-------------------|----------|-----------|----------------|------------|-------------|---------------|------|------|-------|-----------|
| Average RPI Loss: | 156 | RECORD | PCT. RANK | GAMES | SCHEDULE | OF SCHEDULE | RPI | RPI | RPI | RPI |
| DIV. I ONLY | 6- 15 | 279 | 4- 6 | 155 | 247 | 243 | 243 | 17 | 17 | |
| DIV. I NON-CONF. | 1- 8 | 314 | 0- 2 | 81 | 233 | 261 | 261 | 17 | 17 | |
| TOTALS | RPI 1-25 | RPI 26-50 | W-L RECORDS | RPI 51-100 | RPI 101-150 | RPI 150+ | | | | |
| 6- 15 | 0- 0 | 0- 2 | OVERALL | 0- 2 | 0- 2 | 6- 9 | | | | |
| 2- 7 | 0- 0 | 0- 1 | HOME | 0- 1 | 0- 2 | 2- 3 | | | | |
| 4- 8 | 0- 0 | 0- 1 | AWAY | 0- 1 | 0- 0 | 4- 6 | | | | |
| 0- 0 | 0- 0 | 0- 0 | NEUTRAL | 0- 0 | 0- 0 | 0- 0 | | | | |
| 1- 8 | 0- 0 | 0- 1 | NON-CONFERENCE | 0- 2 | 0- 1 | 1- 4 | | | | |
| 0- 4 | 0- 0 | 0- 0 | HOME | 0- 1 | 0- 1 | 0- 2 | | | | |
| 1- 4 | 0- 0 | 0- 1 | AWAY | 0- 1 | 0- 0 | 1- 2 | | | | |
| 0- 0 | 0- 0 | 0- 0 | NEUTRAL | 0- 0 | 0- 0 | 0- 0 | | | | |
| 5- 7 | 0- 0 | 0- 1 | CONFERENCE | 0- 0 | 0- 1 | 5- 5 | | | | |
| 2- 3 | 0- 0 | 0- 1 | HOME | 0- 0 | 0- 1 | 2- 1 | | | | |
| 3- 4 | 0- 0 | 0- 0 | AWAY | 0- 0 | 0- 0 | 3- 4 | | | | |
| 0- 0 | 0- 0 | 0- 0 | NEUTRAL | 0- 0 | 0- 0 | 0- 0 | | | | |

| RPI S | Opponent | Score | RPI S | Opponent | Score | RPI S | Opponent | Score | RPI S | Opponent | Score | Team's RPI: 243 |
|---------------------------|-----------------|-------|-------|----------------|-------|-------|----------------------|-------|-------|----------|-------|-----------------|
| 29 | A Ohio St. | 56 89 | 72 | H Buffalo | 52 65 | 132 | H Rider | 70 71 | | | | |
| 46 | H Quinnipiac | 53 64 | 84 | A Cornell | 43 60 | 146 | H Lamar University | 51 65 | | | | |
| | | | | | | 154 | A Iona | 52 55 | | | | |
| | | | | | | 157 | H Northeastern | 59 83 | | | | |
| | | | | | | 186 | H Fairfield | 63 49 | | | | |
| | | | | | | 188 | H Akron | 64 73 | | | | |
| | | | | | | 193 | A Siena | 42 67 | | | | |
| | | | | | | 200 | A Morehead St. | 68 77 | | | | |
| | | | | | | 218 | A Niagara | 65 57 | | | | |
| | | | | | | 221 | A Saint Francis (PA) | 74 95 | | | | |
| | | | | | | 225 | A St. Bonaventure | 74 57 | | | | |
| | | | | | | 237 | A Monmouth | 53 55 | | | | |
| | | | | | | 237 | H Monmouth | 74 54 | | | | |
| | | | | | | 240 | A Marist | 60 67 | | | | |
| | | | | | | 240 | H Marist | 74 85 | | | | |
| | | | | | | 244 | A Manhattan | 62 57 | | | | |
| | | | | | | 306 | A Saint Peter's | 59 54 | | | | |
| LAST 12 Division I GAMES: | | | | | | | | | | | | |
| 240 | A Marist | 60 67 | 46 | H Quinnipiac | 53 64 | | | | | | | |
| 193 | A Siena | 42 67 | 240 | H Marist | 74 85 | | | | | | | |
| 186 | H Fairfield | 63 49 | 244 | A Manhattan | 62 57 | | | | | | | |
| 218 | A Niagara | 65 57 | 154 | A Iona | 52 55 | | | | | | | |
| 237 | A Monmouth | 53 55 | 84 | A Cornell | 43 60 | | | | | | | |
| 306 | A Saint Peter's | 59 54 | 200 | A Morehead St. | 68 77 | | | | | | | |

Non-Div I Games:

Canisius

■ Loss,
■ Non-Conf,
■ S Site,
■ H Home
■ A Away
N Neutral

| | | | | | | | | | | |
|-------------------|----------|-----------|----------------|------------|-------------|---------------|------|------|-------|-----------|
| Average RPI Win: | 262 | WON-LOST | WINNING | LAST 10 | STRENGTH OF | OPP. STRENGTH | TEAM | ADJ. | CONF. | ADJ CONF. |
| Average RPI Loss: | 85 | RECORD | PCT. RANK | GAMES | SCHEDULE | OF SCHEDULE | RPI | RPI | RPI | RPI |
| DIV. I ONLY | 12- 4 | 39 | 8- 2 | 293 | 232 | 113 | 113 | 27 | 27 | |
| DIV. I NON-CONF. | 4- 2 | 97 | 2- 0 | 295 | 59 | 107 | 107 | 26 | 26 | |
| TOTALS | RPI 1-25 | RPI 26-50 | W-L RECORDS | RPI 51-100 | RPI 101-150 | RPI 150+ | | | | |
| 12- 4 | 0- 1 | 0- 0 | OVERALL | 1- 1 | 0- 2 | 11- 0 | | | | |
| 4- 1 | 0- 0 | 0- 0 | HOME | 0- 0 | 0- 1 | 4- 0 | | | | |
| 6- 3 | 0- 0 | 0- 0 | AWAY | 1- 1 | 0- 0 | 5- 0 | | | | |
| 2- 0 | 0- 0 | 0- 0 | NEUTRAL | 0- 0 | 0- 0 | 2- 0 | | | | |
| 4- 2 | 0- 1 | 0- 0 | NON-CONFERENCE | 0- 1 | 0- 0 | 4- 0 | | | | |
| 1- 0 | 0- 0 | 0- 0 | HOME | 0- 0 | 0- 0 | 1- 0 | | | | |
| 1- 2 | 0- 1 | 0- 0 | AWAY | 0- 1 | 0- 0 | 1- 0 | | | | |
| 2- 0 | 0- 0 | 0- 0 | NEUTRAL | 0- 0 | 0- 0 | 2- 0 | | | | |
| 8- 2 | 0- 0 | 0- 0 | CONFERENCE | 1- 0 | 0- 2 | 7- 0 | | | | |
| 3- 1 | 0- 0 | 0- 0 | HOME | 0- 0 | 0- 1 | 3- 0 | | | | |
| 5- 1 | 0- 0 | 0- 0 | AWAY | 1- 0 | 0- 1 | 4- 0 | | | | |
| 0- 0 | 0- 0 | 0- 0 | NEUTRAL | 0- 0 | 0- 0 | 0- 0 | | | | |

| RPI 1-25 | | | | RPI 26-50 | | | | RPI 51-100 | | | | RPI 101+ Team's RPI: 113 | | | |
|---------------------------|---|--------------------|-------|-----------|---|-------------------|-------|------------|---|------------|-------|--------------------------|---|--------------------|-------|
| RPI | S | Opponent | Score | RPI | S | Opponent | Score | RPI | S | Opponent | Score | RPI | S | Opponent | Score |
| 19 | A | Texas A&M | 49 74 | | | | | 61 | A | Texas Tech | 45 79 | 115 | A | Abilene Christian | 76 83 |
| | | | | | | | | 90 | A | SFA | 67 63 | 146 | H | Lamar University | 56 70 |
| | | | | | | | | | | | | 175 | N | Houston | 69 55 |
| | | | | | | | | | | | | 184 | A | New Orleans | 55 51 |
| | | | | | | | | | | | | 271 | A | McNeese | 72 49 |
| | | | | | | | | | | | | 271 | H | McNeese | 67 52 |
| | | | | | | | | | | | | 277 | N | Liberty | 61 41 |
| | | | | | | | | | | | | 288 | A | A&M-Corpus Christi | 49 41 |
| | | | | | | | | | | | | 299 | A | Alcorn | 71 57 |
| | | | | | | | | | | | | 299 | H | Alcorn | 59 45 |
| | | | | | | | | | | | | 321 | H | Northwestern St. | 76 43 |
| | | | | | | | | | | | | 334 | A | Houston Baptist | 80 49 |
| | | | | | | | | | | | | 336 | H | Incarinate Word | 63 50 |
| LAST 12 Division I GAMES: | | | | | | | | | | | | | | | |
| 271 | A | McNeese | 72 49 | 334 | A | Houston Baptist | 80 49 | | | | | | | | |
| 336 | H | Incarinate Word | 63 50 | 115 | A | Abilene Christian | 76 83 | | | | | | | | |
| 90 | A | SFA | 67 63 | 321 | H | Northwestern St. | 76 43 | | | | | | | | |
| 184 | A | New Orleans | 55 51 | 146 | H | Lamar University | 56 70 | | | | | | | | |
| 271 | H | McNeese | 67 52 | 175 | N | Houston | 69 55 | | | | | | | | |
| 288 | A | A&M-Corpus Christi | 49 41 | 277 | N | Liberty | 61 41 | | | | | | | | |

Non-Div I Games: Crowley's Ridge 102 31 Williams Baptist 82 32 Central Baptist 94 47 Hendrix 71 39
Central Ark.

| | | | | | | | | | | |
|-------------------|----------|-----------|----------------|------------|-------------|---------------|------|------|-------|-----------|
| Average RPI Win: | 305 | WON-LOST | WINNING | LAST 10 | STRENGTH OF | OPP. STRENGTH | TEAM | ADJ. | CONF. | ADJ CONF. |
| Average RPI Loss: | 183 | RECORD | PCT. RANK | GAMES | SCHEDULE | OF SCHEDULE | RPI | RPI | RPI | RPI |
| DIV. I ONLY | 8- 13 | 234 | 7- 3 | 310 | 294 | 298 | 298 | 31 | 31 | |
| DIV. I NON-CONF. | 1- 10 | 325 | 0- 2 | 207 | 146 | 325 | 325 | 32 | 32 | |
| TOTALS | RPI 1-25 | RPI 26-50 | W-L RECORDS | RPI 51-100 | RPI 101-150 | RPI 150+ | | | | |
| 8- 13 | 0- 0 | 0- 2 | OVERALL | 0- 1 | 0- 1 | 8- 9 | | | | |
| 6- 3 | 0- 0 | 0- 0 | HOME | 0- 0 | 0- 1 | 6- 2 | | | | |
| 2- 9 | 0- 0 | 0- 2 | AWAY | 0- 1 | 0- 0 | 2- 6 | | | | |
| 0- 1 | 0- 0 | 0- 0 | NEUTRAL | 0- 0 | 0- 0 | 0- 1 | | | | |
| 1- 10 | 0- 0 | 0- 2 | NON-CONFERENCE | 0- 1 | 0- 1 | 1- 6 | | | | |
| 1- 2 | 0- 0 | 0- 0 | HOME | 0- 0 | 0- 1 | 1- 1 | | | | |
| 0- 7 | 0- 0 | 0- 2 | AWAY | 0- 1 | 0- 0 | 0- 4 | | | | |
| 0- 1 | 0- 0 | 0- 0 | NEUTRAL | 0- 0 | 0- 0 | 0- 1 | | | | |
| 7- 3 | 0- 0 | 0- 0 | CONFERENCE | 0- 0 | 0- 0 | 7- 3 | | | | |
| 5- 1 | 0- 0 | 0- 0 | HOME | 0- 0 | 0- 0 | 5- 1 | | | | |
| 2- 2 | 0- 0 | 0- 0 | AWAY | 0- 0 | 0- 0 | 2- 2 | | | | |
| 0- 0 | 0- 0 | 0- 0 | NEUTRAL | 0- 0 | 0- 0 | 0- 0 | | | | |

| RPI 1-25 | | | RPI 26-50 | | | RPI 51-100 | | | RPI 101+ Team's RPI: 298 | | |
|---------------------------|---|---------------------|-----------|-----|---|----------------------|-------|-----|--------------------------|----------------------|-------|
| RPI | S | Opponent | Score | RPI | S | Opponent | Score | RPI | S | Opponent | Score |
| | | | | 36 | A | Syracuse | 63 95 | 85 | A | New Hampshire | 52 56 |
| | | | | 41 | A | Virginia Tech | 47 81 | | | | |
| | | | | | | | | 129 | H | Hartford | 58 68 |
| | | | | | | | | 165 | A | Boston College | 46 66 |
| | | | | | | | | 180 | A | Seton Hall | 70 78 |
| | | | | | | | | 202 | H | Sacred Heart | 67 50 |
| | | | | | | | | 206 | A | Dartmouth | 51 61 |
| | | | | | | | | 221 | A | Saint Francis (PA) | 81 87 |
| | | | | | | | | 229 | N | San Diego St. | 62 80 |
| | | | | | | | | 233 | A | Robert Morris | 46 55 |
| | | | | | | | | 245 | H | Stony Brook | 59 64 |
| | | | | | | | | 275 | A | Massachusetts | 37 76 |
| | | | | | | | | 280 | H | Vermont | 78 76 |
| | | | | | | | | 293 | H | Bryant | 53 52 |
| | | | | | | | | 320 | A | St. Francis Brooklyn | 61 53 |
| | | | | | | | | 325 | H | Mt. St. Mary's | 68 58 |
| | | | | | | | | 332 | A | LIU Brooklyn | 76 71 |
| | | | | | | | | 332 | H | LIU Brooklyn | 62 68 |
| | | | | | | | | 343 | H | Fairleigh Dickinson | 68 49 |
| | | | | | | | | 344 | H | Wagner | 66 53 |
| LAST 12 Division I GAMES: | | | | | | | | | | | |
| 332 | H | LIU Brooklyn | 62 68 | 325 | H | Mt. St. Mary's | 68 58 | | | | |
| 293 | H | Bryant | 53 52 | 202 | H | Sacred Heart | 67 50 | | | | |
| 233 | A | Robert Morris | 46 55 | 320 | A | St. Francis Brooklyn | 61 53 | | | | |
| 221 | A | Saint Francis (PA) | 81 87 | 344 | H | Wagner | 66 53 | | | | |
| 332 | A | LIU Brooklyn | 76 71 | 85 | A | New Hampshire | 52 56 | | | | |
| 343 | H | Fairleigh Dickinson | 68 49 | 165 | A | Boston College | 46 66 | | | | |

Non-Div I Games:

Central Conn. St.

■ Loss,
 ■ Non-Conf,
 ■ S Site,
 ■ H Home
 ■ A Away
 N Neutral

| | | | | | | | | | | |
|-------------------|----------|-----------|----------------|------------|-------------|---------------|------|------|-------|-----------|
| Average RPI Win: | 201 | WON-LOST | WINNING | LAST 10 | STRENGTH OF | OPP. STRENGTH | TEAM | ADJ. | CONF. | ADJ CONF. |
| Average RPI Loss: | 62 | RECORD | PCT. RANK | GAMES | SCHEDULE | OF SCHEDULE | RPI | RPI | RPI | RPI |
| DIV. I ONLY | 15- 6 | 58 | 7- 3 | 179 | 73 | 83 | 83 | 10 | 10 | |
| DIV. I NON-CONF. | 8- 4 | 97 | 2- 1 | 286 | 38 | 153 | 153 | 11 | 11 | |
| TOTALS | RPI 1-25 | RPI 26-50 | W-L RECORDS | RPI 51-100 | RPI 101-150 | RPI 150+ | | | | |
| 15- 6 | 0- 1 | 0- 1 | OVERALL | 2- 4 | 3- 0 | 10- 0 | | | | |
| 11- 1 | 0- 0 | 0- 1 | HOME | 2- 0 | 2- 0 | 7- 0 | | | | |
| 2- 5 | 0- 1 | 0- 0 | AWAY | 0- 4 | 1- 0 | 1- 0 | | | | |
| 2- 0 | 0- 0 | 0- 0 | NEUTRAL | 0- 0 | 0- 0 | 2- 0 | | | | |
| 8- 4 | 0- 1 | 0- 1 | NON-CONFERENCE | 0- 2 | 1- 0 | 7- 0 | | | | |
| 6- 1 | 0- 0 | 0- 1 | HOME | 0- 0 | 1- 0 | 5- 0 | | | | |
| 0- 3 | 0- 1 | 0- 0 | AWAY | 0- 2 | 0- 0 | 0- 0 | | | | |
| 2- 0 | 0- 0 | 0- 0 | NEUTRAL | 0- 0 | 0- 0 | 2- 0 | | | | |
| 7- 2 | 0- 0 | 0- 0 | CONFERENCE | 2- 2 | 2- 0 | 3- 0 | | | | |
| 5- 0 | 0- 0 | 0- 0 | HOME | 2- 0 | 1- 0 | 2- 0 | | | | |
| 2- 2 | 0- 0 | 0- 0 | AWAY | 0- 2 | 1- 0 | 1- 0 | | | | |
| 0- 0 | 0- 0 | 0- 0 | NEUTRAL | 0- 0 | 0- 0 | 0- 0 | | | | |

| RPI 1-25 | | | | RPI 26-50 | | | | RPI 51-100 | | | | Team's RPI: 83 | RPI 101+ | | | |
|---------------------------|---|------------|--------|-----------|---|---------------|--------|------------|---|--------------|-------|----------------|----------|----------------|------------------|--------|
| RPI | S | Opponent | Score | RPI | S | Opponent | Score | RPI | S | Opponent | Score | | RPI | S | Opponent | Score |
| 2 | A | Notre Dame | 47 107 | 27 | H | Elon | 57 71 | 62 | H | Ohio | 64 59 | | 112 | A | Kent St. | 91 78 |
| | | | | | | | | 72 | A | Buffalo | 56 67 | | 128 | H | Ball St. | 101 92 |
| | | | | | | | | 72 | H | Buffalo | 88 71 | | 134 | H | Saint Joseph's | 73 71 |
| | | | | | | | | 88 | A | Middle Tenn. | 69 79 | | 177 | H | Illinois | 82 51 |
| | | | | | | | | 92 | A | Toledo | 72 74 | | 188 | H | Akron | 89 62 |
| | | | | | | | | 93 | A | Purdue | 51 62 | | 201 | H | Oakland | 70 67 |
| | | | | | | | | | | | | | 216 | H | Miami (OH) | 80 61 |
| | | | | | | | | | | | | | 236 | H | Furman | 81 71 |
| | | | | | | | | | | | | | 255 | A | Bowling Green | 76 65 |
| | | | | | | | | | | | | | 283 | N | North Dakota St. | 77 55 |
| | | | | | | | | | | | | | 302 | H | Loyola Chicago | 95 57 |
| | | | | | | | | | | | | | 317 | H | Ill.-Chicago | 77 55 |
| | | | | | | | | | | | | | 331 | N | Utah Valley | 71 62 |
| LAST 12 Division I GAMES: | | | | | | | | | | | | | | | | |
| | | | | 62 | H | Ohio | 64 59 | | | | | 72 | H | Buffalo | 88 71 | |
| | | | | 92 | A | Toledo | 72 74 | | | | | 188 | H | Akron | 89 62 | |
| | | | | 72 | A | Buffalo | 56 67 | | | | | 112 | A | Kent St. | 91 78 | |
| | | | | 216 | H | Miami (OH) | 80 61 | | | | | 88 | A | Middle Tenn. | 69 79 | |
| | | | | 255 | A | Bowling Green | 76 65 | | | | | 177 | H | Illinois | 82 51 | |
| | | | | 128 | H | Ball St. | 101 92 | | | | | 134 | H | Saint Joseph's | 73 71 | |

Non-Div I Games:

Central Mich.

| | | | | | | | | | | |
|--|------|----------|-----------|----------------|--|---------------|-------------|----------|-------|-----------|
| <div> <div>Average RPI Win: 283</div> <div>WON-LOST</div> <div>WINNING</div> <div>LAST 10</div> </div> | | | | STRENGTH OF | | OPP. STRENGTH | TEAM | ADJ. | CONF. | ADJ CONF. |
| <div> <div>Average RPI Loss: 200</div> <div>RECORD</div> <div>PCT. RANK</div> <div>GAMES</div> </div> | | | | SCHEDULE | | OF SCHEDULE | RPI | RPI | RPI | RPI |
| DIV. I ONLY | | | | 339 | | 281 | 289 | 289 | 28 | 28 |
| DIV. I NON-CONF. | | | | 338 | | 203 | 319 | 319 | 28 | 28 |
| TOTALS | | RPI 1-25 | RPI 26-50 | W-L RECORDS | | RPI 51-100 | RPI 101-150 | RPI 150+ | | |
| 8- 9 | 0- 0 | | 0- 1 | OVERALL | | 0- 1 | 1- 0 | 7- 7 | | |
| 5- 3 | 0- 0 | | 0- 0 | HOME | | 0- 0 | 1- 0 | 4- 3 | | |
| 3- 6 | 0- 0 | | 0- 1 | AWAY | | 0- 1 | 0- 0 | 3- 4 | | |
| 0- 0 | 0- 0 | | 0- 0 | NEUTRAL | | 0- 0 | 0- 0 | 0- 0 | | |
| 3- 5 | 0- 0 | | 0- 1 | NON-CONFERENCE | | 0- 1 | 0- 0 | 3- 3 | | |
| 2- 2 | 0- 0 | | 0- 0 | HOME | | 0- 0 | 0- 0 | 2- 2 | | |
| 1- 3 | 0- 0 | | 0- 1 | AWAY | | 0- 1 | 0- 0 | 1- 1 | | |
| 0- 0 | 0- 0 | | 0- 0 | NEUTRAL | | 0- 0 | 0- 0 | 0- 0 | | |
| 5- 4 | 0- 0 | | 0- 0 | CONFERENCE | | 0- 0 | 1- 0 | 4- 4 | | |
| 3- 1 | 0- 0 | | 0- 0 | HOME | | 0- 0 | 1- 0 | 2- 1 | | |
| 2- 3 | 0- 0 | | 0- 0 | AWAY | | 0- 0 | 0- 0 | 2- 3 | | |
| 0- 0 | 0- 0 | | 0- 0 | NEUTRAL | | 0- 0 | 0- 0 | 0- 0 | | |

| RPI 1-25 | | | | RPI 26-50 | | | | RPI 51-100 | | | | RPI 101+ | | | | Team's RPI: 289 | |
|---------------------------|---|----------|-------|-----------|---|---------------|-------|------------|---|--------------------|-------|----------|---|--------------------|-------|-----------------|--|
| RPI | S | Opponent | Score | RPI | S | Opponent | Score | RPI | S | Opponent | Score | RPI | S | Opponent | Score | | |
| | | | | 50 | A | West Virginia | 38 88 | 73 | A | North Carolina | 77 93 | 121 | H | Radford | 57 45 | | |
| | | | | | | | | | | | | 194 | H | Col. of Charleston | 76 79 | | |
| | | | | | | | | | | | | 208 | A | UNC Asheville | 47 56 | | |
| | | | | | | | | | | | | 227 | H | Wofford | 45 59 | | |
| | | | | | | | | | | | | 228 | A | Campbell | 37 54 | | |
| | | | | | | | | | | | | 242 | A | Presbyterian | 48 50 | | |
| | | | | | | | | | | | | 265 | H | Ga. Southern | 55 54 | | |
| | | | | | | | | | | | | 277 | H | Liberty | 72 81 | | |
| | | | | | | | | | | | | 278 | H | Gardner-Webb | 64 57 | | |
| | | | | | | | | | | | | 285 | A | Lipscomb | 67 52 | | |
| | | | | | | | | | | | | 303 | A | Western Caro. | 53 58 | | |
| | | | | | | | | | | | | 311 | A | High Point | 74 68 | | |
| | | | | | | | | | | | | 326 | H | Winthrop | 71 52 | | |
| | | | | | | | | | | | | 335 | A | Longwood | 62 47 | | |
| | | | | | | | | | | | | 340 | H | South Carolina St. | 67 62 | | |
| LAST 12 Division I GAMES: | | | | | | | | | | | | | | | | | |
| | | | | 208 | A | UNC Asheville | 47 56 | 311 | A | High Point | 74 68 | | | | | | |
| | | | | 335 | A | Longwood | 62 47 | 228 | A | Campbell | 37 54 | | | | | | |
| | | | | 278 | H | Gardner-Webb | 64 57 | 277 | H | Liberty | 72 81 | | | | | | |
| | | | | 121 | H | Radford | 57 45 | 303 | A | Western Caro. | 53 58 | | | | | | |
| | | | | 242 | A | Presbyterian | 48 50 | 194 | H | Col. of Charleston | 76 79 | | | | | | |
| | | | | 326 | H | Winthrop | 71 52 | 227 | H | Wofford | 45 59 | | | | | | |

| | | | | | | | | | |
|------------------|-------------------|----|----|----------|----|----|-------|----|----|
| Non-Div I Games: | Southern Wesleyan | 80 | 57 | Montreat | 79 | 50 | Paine | 75 | 67 |
|------------------|-------------------|----|----|----------|----|----|-------|----|----|

Charleston So.

Loss, Non-Conf, S Site, H Home A Away N Neutral

| | | | | | | | | | |
|-----------------------------|----------|-----------|----------------|-------------|---------------|----------|------|-------|-----------|
| Average RPI Win: 186 | WON-LOST | WINNING | LAST 10 | STRENGTH OF | OPP. STRENGTH | TEAM | ADJ. | CONF. | ADJ CONF. |
| Average RPI Loss: 94 | RECORD | PCT. RANK | GAMES | SCHEDULE | OF SCHEDULE | RPI | RPI | RPI | RPI |
| DIV. I ONLY | 15- 5 | 39 | 8- 2 | 193 | 84 | 78 | 78 | 15 | 15 |
| DIV. I NON-CONF. | 8- 3 | 67 | 3- 0 | 275 | 16 | 108 | 108 | 16 | 16 |
| TOTALS | RPI 1-25 | RPI 26-50 | W-L RECORDS | RPI 51-100 | RPI 101-150 | RPI 150+ | | | |
| 15- 5 | 0- 1 | 0- 0 | OVERALL | 1- 2 | 5- 0 | 9- 2 | | | |
| 8- 1 | 0- 0 | 0- 0 | HOME | 1- 0 | 1- 0 | 6- 1 | | | |
| 7- 2 | 0- 1 | 0- 0 | AWAY | 0- 0 | 4- 0 | 3- 1 | | | |
| 0- 2 | 0- 0 | 0- 0 | NEUTRAL | 0- 2 | 0- 0 | 0- 0 | | | |
| 8- 3 | 0- 1 | 0- 0 | NON-CONFERENCE | 0- 2 | 3- 0 | 5- 0 | | | |
| 5- 0 | 0- 0 | 0- 0 | HOME | 0- 0 | 1- 0 | 4- 0 | | | |
| 3- 1 | 0- 1 | 0- 0 | AWAY | 0- 0 | 2- 0 | 1- 0 | | | |
| 0- 2 | 0- 0 | 0- 0 | NEUTRAL | 0- 2 | 0- 0 | 0- 0 | | | |
| 7- 2 | 0- 0 | 0- 0 | CONFERENCE | 1- 0 | 2- 0 | 4- 2 | | | |
| 3- 1 | 0- 0 | 0- 0 | HOME | 1- 0 | 0- 0 | 2- 1 | | | |
| 4- 1 | 0- 0 | 0- 0 | AWAY | 0- 0 | 2- 0 | 2- 1 | | | |
| 0- 0 | 0- 0 | 0- 0 | NEUTRAL | 0- 0 | 0- 0 | 0- 0 | | | |

| RPI 1-25 | | | | RPI 26-50 | | | | RPI 51-100 | | | | Team's RPI: 78 | | RPI 101+ | | | |
|---------------------------|---|------------|-------|-----------|---|----------------|-------|------------|---|-------------|-------|----------------|-----|-------------|--------------------|-------|--|
| RPI | S | Opponent | Score | RPI | S | Opponent | Score | RPI | S | Opponent | Score | | RPI | S | Opponent | Score | |
| 24 | A | Miami (FL) | 46 80 | | | | | 51 | N | Utah | 68 81 | | 106 | H | East Carolina | 79 64 | |
| | | | | | | | | 75 | N | Boise St. | 65 68 | | 120 | A | Duquesne | 77 63 | |
| | | | | | | | | 91 | H | Western Ky. | 89 85 | | 126 | A | Pittsburgh | 70 63 | |
| | | | | | | | | | | | | | 130 | A | Southern Miss. | 78 61 | |
| | | | | | | | | | | | | | 131 | A | Old Dominion | 86 75 | |
| | | | | | | | | | | | | | 153 | A | Rice | 69 51 | |
| | | | | | | | | | | | | | 153 | H | Rice | 52 55 | |
| | | | | | | | | | | | | | 168 | A | Louisiana Tech | 54 80 | |
| | | | | | | | | | | | | | 194 | A | Col. of Charleston | 62 49 | |
| | | | | | | | | | | | | | 203 | H | Wisconsin | 63 48 | |
| | | | | | | | | | | | | | 220 | A | North Texas | 78 63 | |
| | | | | | | | | | | | | | 220 | H | North Texas | 66 49 | |
| | | | | | | | | | | | | | 223 | H | Marshall | 93 77 | |
| | | | | | | | | | | | | | 242 | H | Presbyterian | 71 63 | |
| | | | | | | | | | | | | | 292 | H | Davidson | 93 79 | |
| | | | | | | | | | | | | | 335 | H | Longwood | 66 41 | |
| LAST 12 Division I GAMES: | | | | | | | | | | | | | | | | | |
| | | | | 153 | H | Rice | 52 55 | | | | | 91 | H | Western Ky. | 89 85 | | |
| | | | | 220 | H | North Texas | 66 49 | | | | | 153 | A | Rice | 69 51 | | |
| | | | | 131 | A | Old Dominion | 86 75 | | | | | 220 | A | North Texas | 78 63 | | |
| | | | | 130 | A | Southern Miss. | 78 61 | | | | | 292 | H | Davidson | 93 79 | | |
| | | | | 168 | A | Louisiana Tech | 54 80 | | | | | 335 | H | Longwood | 66 41 | | |
| | | | | 223 | H | Marshall | 93 77 | | | | | 120 | A | Duquesne | 77 63 | | |

Non-Div I Games:

Charlotte

Chattanooga

Through Games Of Feb. 1, 2017

| | | | | | | | | | | |
|-------------------|----------|-----------|----------------|------------|-------------|---------------|------|------|-------|-----------|
| Average RPI Win: | 228 | WON-LOST | WINNING | LAST 10 | STRENGTH OF | OPP. STRENGTH | TEAM | ADJ. | CONF. | ADJ CONF. |
| Average RPI Loss: | 67 | RECORD | PCT. RANK | GAMES | SCHEDULE | OF SCHEDULE | RPI | RPI | RPI | RPI |
| DIV. I ONLY | 12- 9 | 134 | 7- 3 | 96 | 98 | 102 | 102 | 18 | 18 | |
| DIV. I NON-CONF. | 6- 8 | 203 | 3- 2 | 70 | 14 | 121 | 121 | 22 | 22 | |
| TOTALS | RPI 1-25 | RPI 26-50 | W-L RECORDS | RPI 51-100 | RPI 101-150 | RPI 150+ | | | | |
| 12- 9 | 0- 3 | 0- 1 | OVERALL | 0- 3 | 1- 1 | 11- 1 | | | | |
| 4- 4 | 0- 1 | 0- 1 | HOME | 0- 2 | 0- 0 | 4- 0 | | | | |
| 6- 4 | 0- 2 | 0- 0 | AWAY | 0- 1 | 1- 0 | 5- 1 | | | | |
| 2- 1 | 0- 0 | 0- 0 | NEUTRAL | 0- 0 | 0- 1 | 2- 0 | | | | |
| 6- 8 | 0- 3 | 0- 1 | NON-CONFERENCE | 0- 3 | 0- 1 | 6- 0 | | | | |
| 1- 4 | 0- 1 | 0- 1 | HOME | 0- 2 | 0- 0 | 1- 0 | | | | |
| 3- 3 | 0- 2 | 0- 0 | AWAY | 0- 1 | 0- 0 | 3- 0 | | | | |
| 2- 1 | 0- 0 | 0- 0 | NEUTRAL | 0- 0 | 0- 1 | 2- 0 | | | | |
| 6- 1 | 0- 0 | 0- 0 | CONFERENCE | 0- 0 | 1- 0 | 5- 1 | | | | |
| 3- 0 | 0- 0 | 0- 0 | HOME | 0- 0 | 0- 0 | 3- 0 | | | | |
| 3- 1 | 0- 0 | 0- 0 | AWAY | 0- 0 | 1- 0 | 2- 1 | | | | |
| 0- 0 | 0- 0 | 0- 0 | NEUTRAL | 0- 0 | 0- 0 | 0- 0 | | | | |

| RPI 1-25 | | | | RPI 26-50 | | | | RPI 51-100 | | | | RPI 101+ Team's RPI: 102 | | | |
|---------------------------|---|---------------|-------|-----------|---|--------------|-------|------------|---|----------|-------|--------------------------|---|---------------|-------|
| RPI | S | Opponent | Score | RPI | S | Opponent | Score | RPI | S | Opponent | Score | RPI | S | Opponent | Score |
| 1 | A | UConn | 43 80 | 30 | H | Green Bay | 55 71 | 52 | H | Indiana | 76 79 | 118 | A | Mercer | 74 56 |
| 2 | H | Notre Dame | 58 79 | | | | | 64 | H | Florida | 61 72 | 119 | N | Maine | 39 49 |
| 13 | A | Louisville | 47 63 | | | | | 89 | A | FGCU | 55 68 | 162 | H | Stetson | 66 55 |
| | | | | | | | | | | | | 178 | H | ETSU | 60 45 |
| | | | | | | | | | | | | 182 | A | Rutgers | 66 53 |
| | | | | | | | | | | | | 226 | A | Samford | 77 61 |
| | | | | | | | | | | | | 227 | A | Wofford | 71 61 |
| | | | | | | | | | | | | 236 | A | Furman | 48 65 |
| | | | | | | | | | | | | 242 | A | Presbyterian | 56 48 |
| | | | | | | | | | | | | 253 | H | UNCG | 58 55 |
| | | | | | | | | | | | | 255 | N | Bowling Green | 54 49 |
| | | | | | | | | | | | | 270 | A | UT Martin | 80 60 |
| | | | | | | | | | | | | 303 | H | Western Caro. | 67 46 |
| | | | | | | | | | | | | 323 | N | Lafayette | 68 43 |
| LAST 12 Division I GAMES: | | | | | | | | | | | | | | | |
| 236 | A | Furman | 48 65 | 226 | A | Samford | 77 61 | | | | | | | | |
| 227 | A | Wofford | 71 61 | 242 | A | Presbyterian | 56 48 | | | | | | | | |
| 253 | H | UNCG | 58 55 | 2 | H | Notre Dame | 58 79 | | | | | | | | |
| 303 | H | Western Caro. | 67 46 | 89 | A | FGCU | 55 68 | | | | | | | | |
| 178 | H | ETSU | 60 45 | 162 | H | Stetson | 66 55 | | | | | | | | |
| 118 | A | Mercer | 74 56 | 270 | A | UT Martin | 80 60 | | | | | | | | |

Non-Div I Games:

Chattanooga

■ Loss,
 ■ Non-Conf, S Site,
 ■ Home
 ■ Away
 N Neutral

| | | | | | | | | | | |
|-------------------|----------|-----------|----------------|------------|-------------|---------------|------|------|-------|-----------|
| Average RPI Win: | 0 | WON-LOST | WINNING | LAST 10 | STRENGTH OF | OPP. STRENGTH | TEAM | ADJ. | CONF. | ADJ CONF. |
| Average RPI Loss: | 195 | RECORD | PCT. RANK | GAMES | SCHEDULE | OF SCHEDULE | RPI | RPI | RPI | RPI |
| DIV. I ONLY | 0- 21 | 348 | 0- 10 | 113 | 342 | 328 | 328 | 29 | 29 | |
| DIV. I NON-CONF. | 0- 14 | 335 | 0- 5 | 65 | 316 | 314 | 314 | 29 | 29 | |
| TOTALS | RPI 1-25 | RPI 26-50 | W-L RECORDS | RPI 51-100 | RPI 101-150 | RPI 150+ | | | | |
| 0- 21 | 0- 1 | 0- 1 | OVERALL | 0- 2 | 0- 2 | 0- 15 | | | | |
| 0- 9 | 0- 0 | 0- 0 | HOME | 0- 1 | 0- 1 | 0- 7 | | | | |
| 0- 12 | 0- 1 | 0- 1 | AWAY | 0- 1 | 0- 1 | 0- 8 | | | | |
| 0- 0 | 0- 0 | 0- 0 | NEUTRAL | 0- 0 | 0- 0 | 0- 0 | | | | |
| 0- 14 | 0- 1 | 0- 1 | NON-CONFERENCE | 0- 2 | 0- 2 | 0- 8 | | | | |
| 0- 6 | 0- 0 | 0- 0 | HOME | 0- 1 | 0- 1 | 0- 4 | | | | |
| 0- 8 | 0- 1 | 0- 1 | AWAY | 0- 1 | 0- 1 | 0- 4 | | | | |
| 0- 0 | 0- 0 | 0- 0 | NEUTRAL | 0- 0 | 0- 0 | 0- 0 | | | | |
| 0- 7 | 0- 0 | 0- 0 | CONFERENCE | 0- 0 | 0- 0 | 0- 7 | | | | |
| 0- 3 | 0- 0 | 0- 0 | HOME | 0- 0 | 0- 0 | 0- 3 | | | | |
| 0- 4 | 0- 0 | 0- 0 | AWAY | 0- 0 | 0- 0 | 0- 4 | | | | |
| 0- 0 | 0- 0 | 0- 0 | NEUTRAL | 0- 0 | 0- 0 | 0- 0 | | | | |

| RPI 1-25 | | | RPI 26-50 | | | RPI 51-100 | | | RPI 101+ | | | Team's RPI: 328 |
|---------------------------|---|-----------------|-----------|-----|---|---------------|-------|-----|----------|---------------|-------|-----------------------------|
| RPI | S | Opponent | Score | RPI | S | Opponent | Score | RPI | S | Opponent | Score | |
| 16 | A | Kansas St. | 33 83 | 43 | A | Northwestern | 42 75 | 86 | A | Northern Ill. | 85 94 | 128 A Ball St. 53 88 |
| | | | | | | | | 96 | H | Western Ill. | 50 54 | 138 H Wright St. 65 71 |
| | | | | | | | | | | | | 156 A Cincinnati 53 81 |
| | | | | | | | | | | | | 161 A Milwaukee 49 71 |
| | | | | | | | | | | | | 167 H Western Mich. 51 64 |
| | | | | | | | | | | | | 176 A New Mexico St. 63 100 |
| | | | | | | | | | | | | 200 A Morehead St. 55 63 |
| | | | | | | | | | | | | 201 H Oakland 60 80 |
| | | | | | | | | | | | | 214 A Grand Canyon 39 57 |
| | | | | | | | | | | | | 230 H Seattle U 51 64 |
| | | | | | | | | | | | | 259 A UTRGV 43 71 |
| | | | | | | | | | | | | 259 H UTRGV 46 57 |
| | | | | | | | | | | | | 300 A CSU Bakersfield 48 83 |
| | | | | | | | | | | | | 302 A Loyola Chicago 54 59 |
| | | | | | | | | | | | | 304 H NJIT 42 57 |
| | | | | | | | | | | | | 322 H Valparaiso 51 53 |
| | | | | | | | | | | | | 331 H Utah Valley 59 62 |
| LAST 12 Division I GAMES: | | | | | | | | | | | | |
| 214 | A | Grand Canyon | 39 57 | 259 | A | UTRGV | 43 71 | | | | | |
| 300 | A | CSU Bakersfield | 48 83 | 304 | H | NJIT | 42 57 | | | | | |
| 259 | H | UTRGV | 46 57 | 156 | A | Cincinnati | 53 81 | | | | | |
| 230 | H | Seattle U | 51 64 | 167 | H | Western Mich. | 51 64 | | | | | |
| 331 | H | Utah Valley | 59 62 | 96 | H | Western Ill. | 50 54 | | | | | |
| 176 | A | New Mexico St. | 63 100 | 161 | A | Milwaukee | 49 71 | | | | | |

Non-Div I Games:

Chicago St.

■ Loss,
■ Non-Conf, S Site,
■ Home
■ Away
N Neutral

| | | | | | | | | | | |
|-------------------|----------|-----------|----------------|------------|-------------|---------------|------|------|-------|-----------|
| Average RPI Win: | 225 | WON-LOST | WINNING | LAST 10 | STRENGTH OF | OPP. STRENGTH | TEAM | ADJ. | CONF. | ADJ CONF. |
| Average RPI Loss: | 101 | RECORD | PCT. RANK | GAMES | SCHEDULE | OF SCHEDULE | RPI | RPI | RPI | RPI |
| DIV. I ONLY | 13- 8 | 114 | 6- 4 | 235 | 106 | 156 | 156 | 5 | 5 | |
| DIV. I NON-CONF. | 8- 4 | 97 | 2- 0 | 336 | 213 | 226 | 226 | 5 | 5 | |
| TOTALS | RPI 1-25 | RPI 26-50 | W-L RECORDS | RPI 51-100 | RPI 101-150 | RPI 150+ | | | | |
| 13- 8 | 0- 1 | 0- 2 | OVERALL | 0- 0 | 3- 3 | 10- 2 | | | | |
| 9- 4 | 0- 0 | 0- 1 | HOME | 0- 0 | 3- 1 | 6- 2 | | | | |
| 4- 4 | 0- 1 | 0- 1 | AWAY | 0- 0 | 0- 2 | 4- 0 | | | | |
| 0- 0 | 0- 0 | 0- 0 | NEUTRAL | 0- 0 | 0- 0 | 0- 0 | | | | |
| 8- 4 | 0- 0 | 0- 1 | NON-CONFERENCE | 0- 0 | 0- 1 | 8- 2 | | | | |
| 5- 3 | 0- 0 | 0- 0 | HOME | 0- 0 | 0- 1 | 5- 2 | | | | |
| 3- 1 | 0- 0 | 0- 1 | AWAY | 0- 0 | 0- 0 | 3- 0 | | | | |
| 0- 0 | 0- 0 | 0- 0 | NEUTRAL | 0- 0 | 0- 0 | 0- 0 | | | | |
| 5- 4 | 0- 1 | 0- 1 | CONFERENCE | 0- 0 | 3- 2 | 2- 0 | | | | |
| 4- 1 | 0- 0 | 0- 1 | HOME | 0- 0 | 3- 0 | 1- 0 | | | | |
| 1- 3 | 0- 1 | 0- 0 | AWAY | 0- 0 | 0- 2 | 1- 0 | | | | |
| 0- 0 | 0- 0 | 0- 0 | NEUTRAL | 0- 0 | 0- 0 | 0- 0 | | | | |

| RPI 1-25 | | | RPI 26-50 | | | RPI 51-100 | | | RPI 101+ Team's RPI: 156 | | |
|---------------------------|---|---------------|-----------|-----|---|--------------|-------|-----|--------------------------|-------------------|-------|
| RPI | S | Opponent | Score | RPI | S | Opponent | Score | RPI | S | Opponent | Score |
| 23 | A | South Fla. | 52 72 | 29 | A | Ohio St. | 38 80 | 106 | H | East Carolina | 74 64 |
| | | | | 35 | H | Tulane | 68 74 | 108 | A | SMU | 47 64 |
| | | | | | | | | 108 | H | SMU | 67 65 |
| | | | | | | | | 116 | H | Georgia | 48 51 |
| | | | | | | | | 135 | A | UCF | 44 64 |
| | | | | | | | | 135 | H | UCF | 63 57 |
| | | | | | | | | 172 | H | Xavier | 61 72 |
| | | | | | | | | 175 | H | Houston | 85 64 |
| | | | | | | | | 183 | A | Memphis | 66 59 |
| | | | | | | | | 187 | H | Indiana St. | 55 63 |
| | | | | | | | | 216 | A | Miami (OH) | 49 43 |
| | | | | | | | | 241 | H | Howard | 66 56 |
| | | | | | | | | 255 | A | Bowling Green | 68 58 |
| | | | | | | | | 262 | H | Tennessee Tech | 60 38 |
| | | | | | | | | 286 | A | Southeast Mo. St. | 83 75 |
| | | | | | | | | 309 | H | Eastern Ill. | 78 64 |
| | | | | | | | | 316 | H | Ark.-Pine Bluff | 72 42 |
| | | | | | | | | 328 | H | Chicago St. | 81 53 |
| LAST 12 Division I GAMES: | | | | | | | | | | | |
| 23 | A | South Fla. | 52 72 | 175 | H | Houston | 85 64 | | | | |
| 35 | H | Tulane | 68 74 | 135 | H | UCF | 63 57 | | | | |
| 135 | A | UCF | 44 64 | 108 | A | SMU | 47 64 | | | | |
| 106 | H | East Carolina | 74 64 | 328 | H | Chicago St. | 81 53 | | | | |
| 108 | H | SMU | 67 65 | 309 | H | Eastern Ill. | 78 64 | | | | |
| 183 | A | Memphis | 66 59 | 116 | H | Georgia | 48 51 | | | | |

Non-Div I Games: Clarion 92 54

Cincinnati

| | | | | | | | | | | |
|-------------------|---------------|------------|----------------|------------|-------------|---------------|------------|----------|----------|-----------|
| Average RPI Win: | 224 | WON-LOST | WINNING | LAST 10 | STRENGTH OF | OPP. STRENGTH | TEAM | ADJ. | CONF. | ADJ CONF. |
| Average RPI Loss: | 46 | RECORD | PCT. RANK | GAMES | SCHEDULE | OF SCHEDULE | RPI | RPI | RPI | RPI |
| DIV. I ONLY | 12- 10 | 146 | 2- 8 | 72 | 90 | 124 | 124 | 3 | 3 | |
| DIV. I NON-CONF. | 11- 2 | 24 | 3- 0 | 215 | 273 | 83 | 83 | 4 | 4 | |
| TOTALS | RPI 1-25 | RPI 26-50 | W-L RECORDS | RPI 51-100 | RPI 101-150 | RPI 150+ | | | | |
| 12- 10 | 0- 3 | 0- 5 | OVERALL | 1- 1 | 2- 0 | 9- 1 | | | | |
| 8- 6 | 0- 2 | 0- 3 | HOME | 1- 1 | 1- 0 | 6- 0 | | | | |
| 2- 4 | 0- 1 | 0- 2 | AWAY | 0- 0 | 0- 0 | 2- 1 | | | | |
| 2- 0 | 0- 0 | 0- 0 | NEUTRAL | 0- 0 | 1- 0 | 1- 0 | | | | |
| 11- 2 | 0- 1 | 0- 1 | NON-CONFERENCE | 0- 0 | 2- 0 | 9- 0 | | | | |
| 7- 1 | 0- 0 | 0- 1 | HOME | 0- 0 | 1- 0 | 6- 0 | | | | |
| 2- 1 | 0- 1 | 0- 0 | AWAY | 0- 0 | 0- 0 | 2- 0 | | | | |
| 2- 0 | 0- 0 | 0- 0 | NEUTRAL | 0- 0 | 1- 0 | 1- 0 | | | | |
| 1- 8 | 0- 2 | 0- 4 | CONFERENCE | 1- 1 | 0- 0 | 0- 1 | | | | |
| 1- 5 | 0- 2 | 0- 2 | HOME | 1- 1 | 0- 0 | 0- 0 | | | | |
| 0- 3 | 0- 0 | 0- 0 | AWAY | 0- 0 | 0- 0 | 0- 1 | | | | |
| 0- 0 | 0- 0 | 0- 0 | NEUTRAL | 0- 0 | 0- 0 | 0- 0 | | | | |

| RPI 1-25 | | | | RPI 26-50 | | | | RPI 51-100 | | | | RPI 101+ Team's RPI: 124 | | | |
|---------------------------|---|--------------------|--------------|-----------|---|--------------------|--------------|------------|---|--------------|--------------|--------------------------|---|--------------------|--------------|
| RPI | S | Opponent | Score | RPI | S | Opponent | Score | RPI | S | Opponent | Score | RPI | S | Opponent | Score |
| 3 | A | South Carolina | 61 83 | 36 | H | Syracuse | 62 88 | 53 | H | Georgia Tech | 62 61 | 119 | H | Maine | 69 61 |
| 6 | H | Florida St. | 27 86 | 37 | H | Oregon | 59 87 | 69 | H | Virginia | 37 69 | 138 | N | Wright St. | 75 51 |
| 13 | H | Louisville | 46 60 | 39 | A | North Carolina St. | 53 65 | | | | | 165 | A | Boston College | 48 60 |
| | | | | 41 | H | Virginia Tech | 69 78 | | | | | 168 | H | Louisiana Tech | 78 67 |
| | | | | 49 | A | Wake Forest | 56 68 | | | | | 235 | H | Coastal Caro. | 64 57 |
| | | | | | | | | | | | | 237 | A | Monmouth | 60 47 |
| | | | | | | | | | | | | 256 | H | Bethune-Cookman | 59 38 |
| | | | | | | | | | | | | 265 | H | Ga. Southern | 58 47 |
| | | | | | | | | | | | | 268 | A | Jacksonville St. | 69 63 |
| | | | | | | | | | | | | 302 | N | Loyola Chicago | 61 40 |
| | | | | | | | | | | | | 303 | H | Western Caro. | 78 63 |
| | | | | | | | | | | | | 340 | H | South Carolina St. | 56 36 |
| LAST 12 Division I GAMES: | | | | | | | | | | | | | | | |
| 53 | H | Georgia Tech | 62 61 | 41 | H | Virginia Tech | 69 78 | | | | | | | | |
| 13 | H | Louisville | 46 60 | 36 | H | Syracuse | 62 88 | | | | | | | | |
| 39 | A | North Carolina St. | 53 65 | 165 | A | Boston College | 48 60 | | | | | | | | |
| 69 | H | Virginia | 37 69 | 256 | H | Bethune-Cookman | 59 38 | | | | | | | | |
| 6 | H | Florida St. | 27 86 | 268 | A | Jacksonville St. | 69 63 | | | | | | | | |
| 49 | A | Wake Forest | 56 68 | 340 | H | South Carolina St. | 56 36 | | | | | | | | |

Non-Div I Games:

Clemson

■ Loss,
■ Non-Conf,
■ S Site,
■ H Home
■ A Away
N Neutral

Cleveland St.

Through Games Of Feb. 1, 2017

| | | | | | | | | | | |
|-------------------|----------|-----------|----------------|------------|-------------|---------------|------|------|-------|-----------|
| Average RPI Win: | 279 | WON-LOST | WINNING | LAST 10 | STRENGTH OF | OPP. STRENGTH | TEAM | ADJ. | CONF. | ADJ CONF. |
| Average RPI Loss: | 130 | RECORD | PCT. RANK | GAMES | SCHEDULE | OF SCHEDULE | RPI | RPI | RPI | RPI |
| DIV. I ONLY | 9- 10 | 190 | 5- 5 | 220 | 239 | 192 | 192 | 22 | 22 | |
| DIV. I NON-CONF. | 4- 5 | 198 | 1- 1 | 177 | 199 | 162 | 162 | 20 | 20 | |
| TOTALS | RPI 1-25 | RPI 26-50 | W-L RECORDS | RPI 51-100 | RPI 101-150 | RPI 150+ | | | | |
| 9- 10 | 0- 0 | 0- 3 | OVERALL | 0- 1 | 0- 2 | 9- 4 | | | | |
| 3- 4 | 0- 0 | 0- 1 | HOME | 0- 1 | 0- 0 | 3- 2 | | | | |
| 5- 6 | 0- 0 | 0- 2 | AWAY | 0- 0 | 0- 2 | 5- 2 | | | | |
| 1- 0 | 0- 0 | 0- 0 | NEUTRAL | 0- 0 | 0- 0 | 1- 0 | | | | |
| 4- 5 | 0- 0 | 0- 2 | NON-CONFERENCE | 0- 1 | 0- 1 | 4- 1 | | | | |
| 0- 2 | 0- 0 | 0- 0 | HOME | 0- 1 | 0- 0 | 0- 1 | | | | |
| 3- 3 | 0- 0 | 0- 2 | AWAY | 0- 0 | 0- 1 | 3- 0 | | | | |
| 1- 0 | 0- 0 | 0- 0 | NEUTRAL | 0- 0 | 0- 0 | 1- 0 | | | | |
| 5- 5 | 0- 0 | 0- 1 | CONFERENCE | 0- 0 | 0- 1 | 5- 3 | | | | |
| 3- 2 | 0- 0 | 0- 1 | HOME | 0- 0 | 0- 0 | 3- 1 | | | | |
| 2- 3 | 0- 0 | 0- 0 | AWAY | 0- 0 | 0- 1 | 2- 2 | | | | |
| 0- 0 | 0- 0 | 0- 0 | NEUTRAL | 0- 0 | 0- 0 | 0- 0 | | | | |

| RPI S | Opponent | Score | RPI S | Opponent | Score | RPI S | Opponent | Score | RPI S | Opponent | Score | Team's RPI: 192 |
|---------------------------|------------------|-------|-------|------------------|-------|-------|------------------|-------|-------|----------|-------|-----------------|
| 29 | A Ohio St. | 78 96 | 92 | H Toledo | 59 92 | 104 | A Navy | 63 88 | | | | |
| 30 | H Green Bay | 51 65 | | | | 138 | A Wright St. | 63 84 | | | | |
| 48 | A Bucknell | 66 77 | | | | 161 | H Milwaukee | 78 80 | | | | |
| | | | | | | 174 | A Detroit | 54 66 | | | | |
| | | | | | | 201 | A Oakland | 74 62 | | | | |
| | | | | | | 218 | H Niagara | 49 67 | | | | |
| | | | | | | 246 | N Richmond | 69 65 | | | | |
| | | | | | | 255 | A Bowling Green | 64 56 | | | | |
| | | | | | | 272 | A Northern Ky. | 58 54 | | | | |
| | | | | | | 279 | A Evansville | 66 62 | | | | |
| | | | | | | 309 | A Eastern Ill. | 66 56 | | | | |
| | | | | | | 310 | A Youngstown St. | 67 92 | | | | |
| | | | | | | 310 | H Youngstown St. | 71 68 | | | | |
| | | | | | | 317 | H Ill.-Chicago | 77 59 | | | | |
| | | | | | | 322 | H Valparaiso | 71 60 | | | | |
| LAST 12 Division I GAMES: | | | | | | | | | | | | |
| 30 | H Green Bay | 51 65 | 322 | H Valparaiso | 71 60 | | | | | | | |
| 161 | H Milwaukee | 78 80 | 138 | A Wright St. | 63 84 | | | | | | | |
| 174 | A Detroit | 54 66 | 272 | A Northern Ky. | 58 54 | | | | | | | |
| 201 | A Oakland | 74 62 | 310 | H Youngstown St. | 71 68 | | | | | | | |
| 310 | A Youngstown St. | 67 92 | 255 | A Bowling Green | 64 56 | | | | | | | |
| 317 | H Ill.-Chicago | 77 59 | 48 | A Bucknell | 66 77 | | | | | | | |

Non-Div I Games: Notre Dame (OH) 51 66 Lake Erie 65 42

Cleveland St.

Loss, Non-Conf, S Site, H Home A Away N Neutral

| | | | | | | | | | | |
|-------------------|----------|-----------|----------------|------------|-------------|---------------|------|------|-------|-----------|
| Average RPI Win: | 272 | WON-LOST | WINNING | LAST 10 | STRENGTH OF | OPP. STRENGTH | TEAM | ADJ. | CONF. | ADJ CONF. |
| Average RPI Loss: | 157 | RECORD | PCT. RANK | GAMES | SCHEDULE | OF SCHEDULE | RPI | RPI | RPI | RPI |
| DIV. I ONLY | 8- 9 | 197 | 5- 5 | 292 | 275 | 235 | 235 | 21 | 21 | |
| DIV. I NON-CONF. | 4- 4 | 165 | 2- 1 | 342 | 336 | 276 | 276 | 18 | 18 | |
| TOTALS | RPI 1-25 | RPI 26-50 | W-L RECORDS | RPI 51-100 | RPI 101-150 | RPI 150+ | | | | |
| 8- 9 | 0- 0 | 0- 2 | OVERALL | 0- 1 | 0- 1 | 8- 5 | | | | |
| 4- 3 | 0- 0 | 0- 1 | HOME | 0- 1 | 0- 0 | 4- 1 | | | | |
| 3- 6 | 0- 0 | 0- 1 | AWAY | 0- 0 | 0- 1 | 3- 4 | | | | |
| 1- 0 | 0- 0 | 0- 0 | NEUTRAL | 0- 0 | 0- 0 | 1- 0 | | | | |
| 4- 4 | 0- 0 | 0- 0 | NON-CONFERENCE | 0- 0 | 0- 1 | 4- 3 | | | | |
| 1- 1 | 0- 0 | 0- 0 | HOME | 0- 0 | 0- 0 | 1- 1 | | | | |
| 2- 3 | 0- 0 | 0- 0 | AWAY | 0- 0 | 0- 1 | 2- 2 | | | | |
| 1- 0 | 0- 0 | 0- 0 | NEUTRAL | 0- 0 | 0- 0 | 1- 0 | | | | |
| 4- 5 | 0- 0 | 0- 2 | CONFERENCE | 0- 1 | 0- 0 | 4- 2 | | | | |
| 3- 2 | 0- 0 | 0- 1 | HOME | 0- 1 | 0- 0 | 3- 0 | | | | |
| 1- 3 | 0- 0 | 0- 1 | AWAY | 0- 0 | 0- 0 | 1- 2 | | | | |
| 0- 0 | 0- 0 | 0- 0 | NEUTRAL | 0- 0 | 0- 0 | 0- 0 | | | | |

| RPI 1-25 | | | | RPI 26-50 | | | | RPI 51-100 | | | | RPI 101+ Team's RPI: 235 | | | |
|---------------------------|---|----------|-------|-----------|---|-----------------|-------|------------|---|--------------------|-------|--------------------------|---|--------------------|-------|
| RPI | S | Opponent | Score | RPI | S | Opponent | Score | RPI | S | Opponent | Score | RPI | S | Opponent | Score |
| | | | | 45 | A | UT Arlington | 58 60 | 55 | H | Little Rock | 66 74 | 124 | A | Clemson | 57 64 |
| | | | | 45 | H | UT Arlington | 41 70 | | | | | 190 | H | Appalachian St. | 60 55 |
| | | | | | | | | | | | | 194 | A | Col. of Charleston | 79 72 |
| | | | | | | | | | | | | 205 | A | Texas St. | 62 83 |
| | | | | | | | | | | | | 205 | H | Texas St. | 64 48 |
| | | | | | | | | | | | | 221 | H | Saint Francis (PA) | 59 70 |
| | | | | | | | | | | | | 223 | A | Marshall | 66 84 |
| | | | | | | | | | | | | 227 | A | Wofford | 62 67 |
| | | | | | | | | | | | | 263 | A | Georgia St. | 73 67 |
| | | | | | | | | | | | | 265 | A | Ga. Southern | 70 78 |
| | | | | | | | | | | | | 318 | A | Fort Wayne | 72 57 |
| | | | | | | | | | | | | 324 | H | Arkansas St. | 57 55 |
| | | | | | | | | | | | | 340 | N | South Carolina St. | 63 54 |
| | | | | | | | | | | | | 341 | H | N.C. Central | 66 50 |
| LAST 12 Division I GAMES: | | | | | | | | | | | | | | | |
| | | | | 205 | H | Texas St. | 64 48 | 55 | H | Little Rock | 66 74 | | | | |
| | | | | 45 | H | UT Arlington | 41 70 | 45 | A | UT Arlington | 58 60 | | | | |
| | | | | 263 | A | Georgia St. | 73 67 | 205 | A | Texas St. | 62 83 | | | | |
| | | | | 265 | A | Ga. Southern | 70 78 | 194 | A | Col. of Charleston | 79 72 | | | | |
| | | | | 190 | H | Appalachian St. | 60 55 | 340 | N | South Carolina St. | 63 54 | | | | |
| | | | | 324 | H | Arkansas St. | 57 55 | 221 | H | Saint Francis (PA) | 59 70 | | | | |

Non-Div I Games: Pfeiffer 91 49 Catawba 58 63

Coastal Caro.

| | | | | | | | | | |
|------------------------------|----------|-----------|----------------|-------------|---------------|----------|------|-------|-----------|
| Average RPI Win: 222 | WON-LOST | WINNING | LAST 10 | STRENGTH OF | OPP. STRENGTH | TEAM | ADJ. | CONF. | ADJ CONF. |
| Average RPI Loss: 112 | RECORD | PCT. RANK | GAMES | SCHEDULE | OF SCHEDULE | RPI | RPI | RPI | RPI |
| DIV. I ONLY | 6- 14 | 273 | 4- 6 | 90 | 112 | 194 | 194 | 8 | 8 |
| DIV. I NON-CONF. | 3- 8 | 262 | 1- 2 | 146 | 157 | 204 | 204 | 8 | 8 |
| TOTALS | RPI 1-25 | RPI 26-50 | W-L RECORDS | RPI 51-100 | RPI 101-150 | RPI 150+ | | | |
| 6- 14 | 0- 1 | 0- 4 | OVERALL | 0- 3 | 1- 1 | 5- 5 | | | |
| 3- 5 | 0- 0 | 0- 2 | HOME | 0- 1 | 1- 0 | 2- 2 | | | |
| 3- 9 | 0- 1 | 0- 2 | AWAY | 0- 2 | 0- 1 | 3- 3 | | | |
| 0- 0 | 0- 0 | 0- 0 | NEUTRAL | 0- 0 | 0- 0 | 0- 0 | | | |
| 3- 8 | 0- 1 | 0- 2 | NON-CONFERENCE | 0- 2 | 0- 0 | 3- 3 | | | |
| 0- 4 | 0- 0 | 0- 1 | HOME | 0- 1 | 0- 0 | 0- 2 | | | |
| 3- 4 | 0- 1 | 0- 1 | AWAY | 0- 1 | 0- 0 | 3- 1 | | | |
| 0- 0 | 0- 0 | 0- 0 | NEUTRAL | 0- 0 | 0- 0 | 0- 0 | | | |
| 3- 6 | 0- 0 | 0- 2 | CONFERENCE | 0- 1 | 1- 1 | 2- 2 | | | |
| 3- 1 | 0- 0 | 0- 1 | HOME | 0- 0 | 1- 0 | 2- 0 | | | |
| 0- 5 | 0- 0 | 0- 1 | AWAY | 0- 1 | 0- 1 | 0- 2 | | | |
| 0- 0 | 0- 0 | 0- 0 | NEUTRAL | 0- 0 | 0- 0 | 0- 0 | | | |

| RPI 1-25 | | | | RPI 26-50 | | | | RPI 51-100 | | | | RPI 101+ Team's RPI: 194 | | | |
|---------------------------|---|------------|--------------|-----------|---|--------------------|--------------|------------|---|----------------|--------------|--------------------------|---|-----------------|--------------|
| RPI | S | Opponent | Score | RPI | S | Opponent | Score | RPI | S | Opponent | Score | RPI | S | Opponent | Score |
| 13 | A | Louisville | 58 86 | 27 | A | Elon | 57 70 | 68 | A | Drexel | 57 70 | 110 | A | Delaware | 66 71 |
| | | | | 27 | H | Elon | 56 84 | 78 | H | Charlotte | 49 62 | 127 | H | William & Mary | 70 60 |
| | | | | 39 | A | North Carolina St. | 47 91 | 91 | A | Western Ky. | 76 89 | 155 | A | Towson | 59 61 |
| | | | | 41 | H | Virginia Tech | 61 71 | | | | | 175 | A | Houston | 63 79 |
| | | | | | | | | | | | | 179 | H | Hofstra | 71 55 |
| | | | | | | | | | | | | 190 | A | Appalachian St. | 65 62 |
| | | | | | | | | | | | | 219 | A | UNCW | 61 67 |
| | | | | | | | | | | | | 219 | H | UNCW | 76 37 |
| | | | | | | | | | | | | 235 | H | Coastal Caro. | 72 79 |
| | | | | | | | | | | | | 289 | A | Charleston So. | 79 76 |
| | | | | | | | | | | | | 291 | H | North Florida | 47 60 |
| | | | | | | | | | | | | 326 | A | Winthrop | 95 64 |
| LAST 12 Division I GAMES: | | | | | | | | | | | | | | | |
| 219 | A | UNCW | 61 67 | 219 | H | UNCW | 76 37 | 127 | H | William & Mary | 70 60 | 27 | A | Elon | 57 70 |
| 179 | H | Hofstra | 71 55 | 289 | A | Charleston So. | 79 76 | 235 | H | Coastal Caro. | 72 79 | 91 | A | Western Ky. | 76 89 |
| 110 | A | Delaware | 66 71 | | | | | | | | | | | | |
| 68 | A | Drexel | 57 70 | | | | | | | | | | | | |
| 155 | A | Towson | 59 61 | | | | | | | | | | | | |
| 27 | H | Elon | 56 84 | | | | | | | | | | | | |

Non-Div I Games:

Col. of Charleston

■ Loss,
■ Non-Conf, S Site,
■ Home
■ Away
N Neutral

| | | | | | | | | | |
|------------------------------|----------|-----------|----------------|-------------|---------------|----------|------|-------|-----------|
| Average RPI Win: 271 | WON-LOST | WINNING | LAST 10 | STRENGTH OF | OPP. STRENGTH | TEAM | ADJ. | CONF. | ADJ CONF. |
| Average RPI Loss: 161 | RECORD | PCT. RANK | GAMES | SCHEDULE | OF SCHEDULE | RPI | RPI | RPI | RPI |
| DIV. I ONLY | 7- 14 | 261 | 4- 6 | 226 | 264 | 267 | 267 | 24 | 24 |
| DIV. I NON-CONF. | 3- 8 | 262 | 0- 2 | 198 | 268 | 254 | 254 | 25 | 25 |
| TOTALS | RPI 1-25 | RPI 26-50 | W-L RECORDS | RPI 51-100 | RPI 101-150 | RPI 150+ | | | |
| 7- 14 | 0- 0 | 0- 1 | OVERALL | 0- 3 | 0- 2 | 7- 8 | | | |
| 5- 4 | 0- 0 | 0- 0 | HOME | 0- 1 | 0- 1 | 5- 2 | | | |
| 2- 10 | 0- 0 | 0- 1 | AWAY | 0- 2 | 0- 1 | 2- 6 | | | |
| 0- 0 | 0- 0 | 0- 0 | NEUTRAL | 0- 0 | 0- 0 | 0- 0 | | | |
| 3- 8 | 0- 0 | 0- 0 | NON-CONFERENCE | 0- 3 | 0- 1 | 3- 4 | | | |
| 2- 1 | 0- 0 | 0- 0 | HOME | 0- 1 | 0- 0 | 2- 0 | | | |
| 1- 7 | 0- 0 | 0- 0 | AWAY | 0- 2 | 0- 1 | 1- 4 | | | |
| 0- 0 | 0- 0 | 0- 0 | NEUTRAL | 0- 0 | 0- 0 | 0- 0 | | | |
| 4- 6 | 0- 0 | 0- 1 | CONFERENCE | 0- 0 | 0- 1 | 4- 4 | | | |
| 3- 3 | 0- 0 | 0- 0 | HOME | 0- 0 | 0- 1 | 3- 2 | | | |
| 1- 3 | 0- 0 | 0- 1 | AWAY | 0- 0 | 0- 0 | 1- 2 | | | |
| 0- 0 | 0- 0 | 0- 0 | NEUTRAL | 0- 0 | 0- 0 | 0- 0 | | | |

| RPI S | Opponent | Score | RPI S | Opponent | Score | RPI S | Opponent | Score | RPI S | Opponent | Score | Team's RPI: 267 |
|---------------------------|-------------------|--------------|-------|----------------|--------------|-------|-----------|--------------|-------|-------------------|--------------|-----------------|
| | | | 48 | A Bucknell | 56 79 | 84 | H Cornell | 57 70 | 104 | H Navy | 67 80 | |
| | | | | | | 93 | A Purdue | 51 71 | 144 | A Columbia | 67 75 | |
| | | | | | | 97 | A Gonzaga | 42 72 | 152 | A Providence | 85 92 | |
| | | | | | | | | | 155 | H Towson | 76 71 | |
| | | | | | | | | | 166 | H Army West Point | 69 76 | |
| | | | | | | | | | 181 | A American | 57 68 | |
| | | | | | | | | | 181 | H American | 62 73 | |
| | | | | | | | | | 185 | A Brown | 67 62 | |
| | | | | | | | | | 193 | A Siena | 63 71 | |
| | | | | | | | | | 225 | A St. Bonaventure | 57 70 | |
| | | | | | | | | | 247 | A Loyola Maryland | 77 87 | |
| | | | | | | | | | 273 | H Boston U. | 96 87 | |
| | | | | | | | | | 315 | A Holy Cross | 62 54 | |
| | | | | | | | | | 315 | H Holy Cross | 70 52 | |
| | | | | | | | | | 323 | H Lafayette | 76 69 | |
| | | | | | | | | | 332 | H LIU Brooklyn | 76 61 | |
| | | | | | | | | | 337 | A UMass Lowell | 77 82 | |
| LAST 12 Division I GAMES: | | | | | | | | | | | | |
| 315 | H Holy Cross | 70 52 | 104 | H Navy | 67 80 | | | | | | | |
| 181 | H American | 62 73 | 315 | A Holy Cross | 62 54 | | | | | | | |
| 247 | A Loyola Maryland | 77 87 | 181 | A American | 57 68 | | | | | | | |
| 273 | H Boston U. | 96 87 | 323 | H Lafayette | 76 69 | | | | | | | |
| 48 | A Bucknell | 56 79 | 97 | A Gonzaga | 42 72 | | | | | | | |
| 166 | H Army West Point | 69 76 | 337 | A UMass Lowell | 77 82 | | | | | | | |

Non-Div I Games:

Colgate

■ Loss,
 ■ Non-Conf, S Site,
 ■ Home
 ■ Away
 N Neutral

Colorado

Through Games Of Feb. 1, 2017

| | | | | | | | | | | |
|-------------------|----------|-----------|----------------|------------|-------------|---------------|------|------|-------|-----------|
| Average RPI Win: | 185 | WON-LOST | WINNING | LAST 10 | STRENGTH OF | OPP. STRENGTH | TEAM | ADJ. | CONF. | ADJ CONF. |
| Average RPI Loss: | 40 | RECORD | PCT. RANK | GAMES | SCHEDULE | OF SCHEDULE | RPI | RPI | RPI | RPI |
| DIV. I ONLY | 12- 9 | 134 | 2- 8 | 47 | 64 | 80 | 80 | 1 | 1 | |
| DIV. I NON-CONF. | 10- 1 | 16 | 1- 1 | 197 | 261 | 68 | 68 | 1 | 1 | |
| TOTALS | RPI 1-25 | RPI 26-50 | W-L RECORDS | RPI 51-100 | RPI 101-150 | RPI 150+ | | | | |
| 12- 9 | 1- 3 | 0- 2 | OVERALL | 3- 4 | 2- 0 | 6- 0 | | | | |
| 9- 4 | 1- 1 | 0- 1 | HOME | 2- 2 | 2- 0 | 4- 0 | | | | |
| 3- 5 | 0- 2 | 0- 1 | AWAY | 1- 2 | 0- 0 | 2- 0 | | | | |
| 0- 0 | 0- 0 | 0- 0 | NEUTRAL | 0- 0 | 0- 0 | 0- 0 | | | | |
| 10- 1 | 1- 0 | 0- 0 | NON-CONFERENCE | 2- 1 | 1- 0 | 6- 0 | | | | |
| 7- 1 | 1- 0 | 0- 0 | HOME | 1- 1 | 1- 0 | 4- 0 | | | | |
| 3- 0 | 0- 0 | 0- 0 | AWAY | 1- 0 | 0- 0 | 2- 0 | | | | |
| 0- 0 | 0- 0 | 0- 0 | NEUTRAL | 0- 0 | 0- 0 | 0- 0 | | | | |
| 2- 8 | 0- 3 | 0- 2 | CONFERENCE | 1- 3 | 1- 0 | 0- 0 | | | | |
| 2- 3 | 0- 1 | 0- 1 | HOME | 1- 1 | 1- 0 | 0- 0 | | | | |
| 0- 5 | 0- 2 | 0- 1 | AWAY | 0- 2 | 0- 0 | 0- 0 | | | | |
| 0- 0 | 0- 0 | 0- 0 | NEUTRAL | 0- 0 | 0- 0 | 0- 0 | | | | |

| RPI 1-25 | | | | RPI 26-50 | | | | RPI 51-100 Team's RPI: 80 | | | | RPI 101+ | | | |
|---------------------------|---|------------|-------|-----------|---|---------------------|-------|---------------------------|---|---------------------|-------|----------|---|----------------------|--------|
| RPI | S | Opponent | Score | RPI | S | Opponent | Score | RPI | S | Opponent | Score | RPI | S | Opponent | Score |
| 7 | A | Oregon St. | 57 81 | 26 | H | Arizona St. | 52 71 | 51 | A | Utah | 53 58 | 108 | H | SMU | 67 50 |
| 8 | H | Stanford | 70 84 | 37 | A | Oregon | 66 71 | 51 | H | Utah | 54 49 | 114 | H | Arizona | 65 56 |
| 9 | A | UCLA | 74 87 | | | | | 56 | H | California | 53 65 | 212 | H | Idaho St. | 85 56 |
| 15 | H | Kentucky | 79 69 | | | | | 71 | A | Southern California | 54 79 | 281 | A | Mississippi Val. | 76 64 |
| | | | | | | | | 76 | H | Colorado St. | 74 56 | 283 | A | North Dakota St. | 76 59 |
| | | | | | | | | 98 | H | Wyoming | 75 82 | 319 | H | Air Force | 95 68 |
| | | | | | | | | 99 | A | Northern Colo. | 83 62 | 320 | H | St. Francis Brooklyn | 81 54 |
| | | | | | | | | | | | | 338 | H | Southeastern La. | 112 54 |
| LAST 12 Division I GAMES: | | | | | | | | | | | | | | | |
| 51 | A | Utah | 53 58 | 26 | H | Arizona St. | 52 71 | 114 | H | Arizona | 65 56 | | | | |
| 51 | H | Utah | 54 49 | | | | | 9 | A | UCLA | 74 87 | | | | |
| 7 | A | Oregon St. | 57 81 | 71 | A | Southern California | 54 79 | 98 | H | Wyoming | 75 82 | | | | |
| 37 | A | Oregon | 66 71 | 281 | A | Mississippi Val. | 76 64 | | | | | | | | |
| 8 | H | Stanford | 70 84 | | | | | | | | | | | | |
| 56 | H | California | 53 65 | | | | | | | | | | | | |

Non-Div I Games:

Colorado

Loss, Non-Conf, S Site, H Home A Away N Neutral

| | | | | | | | | | | |
|-------------------|----------|-----------|----------------|------------|-------------|---------------|------|------|-------|-----------|
| Average RPI Win: | 205 | WON-LOST | WINNING | LAST 10 | STRENGTH OF | OPP. STRENGTH | TEAM | ADJ. | CONF. | ADJ CONF. |
| Average RPI Loss: | 70 | RECORD | PCT. RANK | GAMES | SCHEDULE | OF SCHEDULE | RPI | RPI | RPI | RPI |
| DIV. I ONLY | 15- 5 | 39 | 9- 1 | 200 | 95 | 76 | 76 | 13 | 13 | |
| DIV. I NON-CONF. | 6- 4 | 126 | 2- 0 | 254 | 83 | 137 | 137 | 15 | 15 | |
| TOTALS | RPI 1-25 | RPI 26-50 | W-L RECORDS | RPI 51-100 | RPI 101-150 | RPI 150+ | | | | |
| 15- 5 | 0- 2 | 0- 0 | OVERALL | 3- 2 | 1- 0 | 11- 1 | | | | |
| 9- 1 | 0- 0 | 0- 0 | HOME | 1- 1 | 0- 0 | 8- 0 | | | | |
| 6- 4 | 0- 1 | 0- 0 | AWAY | 2- 1 | 1- 0 | 3- 1 | | | | |
| 0- 0 | 0- 0 | 0- 0 | NEUTRAL | 0- 0 | 0- 0 | 0- 0 | | | | |
| 6- 4 | 0- 2 | 0- 0 | NON-CONFERENCE | 1- 1 | 0- 0 | 5- 1 | | | | |
| 5- 0 | 0- 0 | 0- 0 | HOME | 1- 0 | 0- 0 | 4- 0 | | | | |
| 1- 4 | 0- 2 | 0- 0 | AWAY | 0- 1 | 0- 0 | 1- 1 | | | | |
| 0- 0 | 0- 0 | 0- 0 | NEUTRAL | 0- 0 | 0- 0 | 0- 0 | | | | |
| 9- 1 | 0- 0 | 0- 0 | CONFERENCE | 2- 1 | 1- 0 | 6- 0 | | | | |
| 4- 1 | 0- 0 | 0- 0 | HOME | 0- 1 | 0- 0 | 4- 0 | | | | |
| 5- 0 | 0- 0 | 0- 0 | AWAY | 2- 0 | 1- 0 | 2- 0 | | | | |
| 0- 0 | 0- 0 | 0- 0 | NEUTRAL | 0- 0 | 0- 0 | 0- 0 | | | | |

| RPI 1-25 | | | | RPI 26-50 | | | | RPI 51-100 Team's RPI: 76 | | | | RPI 101+ | | | |
|---------------------------|---|---------------|--------|-----------|---|--------------|-------|---------------------------|---|----------------|-------|----------|---|------------------|-------|
| RPI | S | Opponent | Score | RPI | S | Opponent | Score | RPI | S | Opponent | Score | RPI | S | Opponent | Score |
| 10 | A | Washington | 68 101 | | | | | 75 | A | Boise St. | 60 53 | 147 | A | New Mexico | 78 63 |
| 22 | A | Oklahoma | 55 70 | | | | | 75 | H | Boise St. | 45 51 | 163 | H | Omaha | 69 42 |
| | | | | | | | | 79 | A | UNLV | 57 37 | 164 | A | Nebraska | 59 62 |
| | | | | | | | | 80 | A | Colorado | 56 74 | 173 | H | Fresno St. | 73 56 |
| | | | | | | | | 99 | H | Northern Colo. | 58 47 | 191 | A | San Jose St. | 68 56 |
| | | | | | | | | | | | | 191 | H | San Jose St. | 70 67 |
| | | | | | | | | | | | | 210 | H | Utah St. | 74 43 |
| | | | | | | | | | | | | 229 | H | San Diego St. | 60 43 |
| | | | | | | | | | | | | 230 | H | Seattle U | 66 62 |
| | | | | | | | | | | | | 296 | H | Denver | 76 49 |
| | | | | | | | | | | | | 319 | A | Air Force | 72 35 |
| | | | | | | | | | | | | 333 | A | Montana | 63 49 |
| | | | | | | | | | | | | 338 | H | Southeastern La. | 77 31 |
| LAST 12 Division I GAMES: | | | | | | | | | | | | | | | |
| 75 | A | Boise St. | 60 53 | 319 | A | Air Force | 72 35 | | | | | | | | |
| 229 | H | San Diego St. | 60 43 | 191 | H | San Jose St. | 70 67 | | | | | | | | |
| 191 | A | San Jose St. | 68 56 | 75 | H | Boise St. | 45 51 | | | | | | | | |
| 210 | H | Utah St. | 74 43 | 79 | A | UNLV | 57 37 | | | | | | | | |
| 173 | H | Fresno St. | 73 56 | 333 | A | Montana | 63 49 | | | | | | | | |
| 147 | A | New Mexico | 78 63 | 230 | H | Seattle U | 66 62 | | | | | | | | |

Non-Div I Games: N.M. Highlands 96 31 Adams St. 76 29

Colorado St.

Loss, Non-Conf, S Site, H Home A Away N Neutral

| | | | | | | | | | | |
|-------------------|----------|-----------|----------------|------------|-------------|---------------|------|------|-------|-----------|
| Average RPI Win: | 259 | WON-LOST | WINNING | LAST 10 | STRENGTH OF | OPP. STRENGTH | TEAM | ADJ. | CONF. | ADJ CONF. |
| Average RPI Loss: | 128 | RECORD | PCT. RANK | GAMES | SCHEDULE | OF SCHEDULE | RPI | RPI | RPI | RPI |
| DIV. I ONLY | 11- 6 | 102 | 6- 4 | 281 | 248 | 144 | 144 | 9 | 9 | |
| DIV. I NON-CONF. | 10- 3 | 54 | 7- 1 | 332 | 315 | 161 | 161 | 10 | 10 | |
| TOTALS | RPI 1-25 | RPI 26-50 | W-L RECORDS | RPI 51-100 | RPI 101-150 | RPI 150+ | | | | |
| 11- 6 | 0- 1 | 0- 0 | OVERALL | 0- 3 | 0- 0 | 11- 2 | | | | |
| 4- 2 | 0- 0 | 0- 0 | HOME | 0- 1 | 0- 0 | 4- 1 | | | | |
| 7- 4 | 0- 1 | 0- 0 | AWAY | 0- 2 | 0- 0 | 7- 1 | | | | |
| 0- 0 | 0- 0 | 0- 0 | NEUTRAL | 0- 0 | 0- 0 | 0- 0 | | | | |
| 10- 3 | 0- 0 | 0- 0 | NON-CONFERENCE | 0- 1 | 0- 0 | 10- 2 | | | | |
| 4- 1 | 0- 0 | 0- 0 | HOME | 0- 0 | 0- 0 | 4- 1 | | | | |
| 6- 2 | 0- 0 | 0- 0 | AWAY | 0- 1 | 0- 0 | 6- 1 | | | | |
| 0- 0 | 0- 0 | 0- 0 | NEUTRAL | 0- 0 | 0- 0 | 0- 0 | | | | |
| 1- 3 | 0- 1 | 0- 0 | CONFERENCE | 0- 2 | 0- 0 | 1- 0 | | | | |
| 0- 1 | 0- 0 | 0- 0 | HOME | 0- 1 | 0- 0 | 0- 0 | | | | |
| 1- 2 | 0- 1 | 0- 0 | AWAY | 0- 1 | 0- 0 | 1- 0 | | | | |
| 0- 0 | 0- 0 | 0- 0 | NEUTRAL | 0- 0 | 0- 0 | 0- 0 | | | | |

| RPI 1-25 | | | | RPI 26-50 | | | | RPI 51-100 | | | | RPI 101+ Team's RPI: 144 | | | |
|---------------------------|---|----------------|-------|-----------|---|-------------------|-------|------------|---|----------------|-------|--------------------------|---|--------------------|-------|
| RPI | S | Opponent | Score | RPI | S | Opponent | Score | RPI | S | Opponent | Score | RPI | S | Opponent | Score |
| 20 | A | Harvard | 68 70 | | | | | 82 | A | Long Beach St. | 60 73 | 152 | H | Providence | 66 64 |
| | | | | | | | | 84 | A | Cornell | 70 77 | 196 | A | Binghamton | 75 65 |
| | | | | | | | | 84 | H | Cornell | 55 69 | 206 | A | Dartmouth | 91 88 |
| | | | | | | | | | | | | 221 | A | Saint Francis (PA) | 84 77 |
| | | | | | | | | | | | | 245 | A | Stony Brook | 53 55 |
| | | | | | | | | | | | | 246 | A | Richmond | 65 58 |
| | | | | | | | | | | | | 247 | A | Loyola Maryland | 65 53 |
| | | | | | | | | | | | | 250 | H | UMBC | 56 67 |
| | | | | | | | | | | | | 267 | H | Colgate | 75 67 |
| | | | | | | | | | | | | 304 | A | NJIT | 65 51 |
| | | | | | | | | | | | | 332 | H | LIU Brooklyn | 66 57 |
| | | | | | | | | | | | | 337 | H | UMass Lowell | 76 57 |
| | | | | | | | | | | | | 339 | A | Cal St. Fullerton | 61 46 |
| LAST 12 Division I GAMES: | | | | | | | | | | | | | | | |
| 20 | A | Harvard | 68 70 | 339 | A | Cal St. Fullerton | 61 46 | | | | | | | | |
| 206 | A | Dartmouth | 91 88 | 332 | H | LIU Brooklyn | 66 57 | | | | | | | | |
| 84 | H | Cornell | 55 69 | 196 | A | Binghamton | 75 65 | | | | | | | | |
| 84 | A | Cornell | 70 77 | 152 | H | Providence | 66 64 | | | | | | | | |
| 304 | A | NJIT | 65 51 | 337 | H | UMass Lowell | 76 57 | | | | | | | | |
| 82 | A | Long Beach St. | 60 73 | 247 | A | Loyola Maryland | 65 53 | | | | | | | | |

Non-Div I Games:

Columbia

■ Loss,
 ■ Non-Conf, S Site,
 ■ Home
 ■ Away
 N Neutral

| | | | | | | | | | |
|------------------------------|----------|-----------|----------------|-------------|---------------|----------|------|-------|-----------|
| Average RPI Win: 327 | WON-LOST | WINNING | LAST 10 | STRENGTH OF | OPP. STRENGTH | TEAM | ADJ. | CONF. | ADJ CONF. |
| Average RPI Loss: 147 | RECORD | PCT. RANK | GAMES | SCHEDULE | OF SCHEDULE | RPI | RPI | RPI | RPI |
| DIV. I ONLY | 4- 16 | 312 | 4- 6 | 170 | 283 | 295 | 295 | 32 | 32 |
| DIV. I NON-CONF. | 0- 12 | 335 | 0- 4 | 44 | 106 | 287 | 287 | 31 | 31 |
| TOTALS | RPI 1-25 | RPI 26-50 | W-L RECORDS | RPI 51-100 | RPI 101-150 | RPI 150+ | | | |
| 4- 16 | 0- 1 | 0- 2 | OVERALL | 0- 4 | 0- 2 | 4- 7 | | | |
| 3- 2 | 0- 0 | 0- 0 | HOME | 0- 1 | 0- 0 | 3- 1 | | | |
| 1- 13 | 0- 1 | 0- 2 | AWAY | 0- 3 | 0- 2 | 1- 5 | | | |
| 0- 1 | 0- 0 | 0- 0 | NEUTRAL | 0- 0 | 0- 0 | 0- 1 | | | |
| 0- 12 | 0- 1 | 0- 2 | NON-CONFERENCE | 0- 4 | 0- 1 | 0- 4 | | | |
| 0- 1 | 0- 0 | 0- 0 | HOME | 0- 1 | 0- 0 | 0- 0 | | | |
| 0- 10 | 0- 1 | 0- 2 | AWAY | 0- 3 | 0- 1 | 0- 3 | | | |
| 0- 1 | 0- 0 | 0- 0 | NEUTRAL | 0- 0 | 0- 0 | 0- 1 | | | |
| 4- 4 | 0- 0 | 0- 0 | CONFERENCE | 0- 0 | 0- 1 | 4- 3 | | | |
| 3- 1 | 0- 0 | 0- 0 | HOME | 0- 0 | 0- 0 | 3- 1 | | | |
| 1- 3 | 0- 0 | 0- 0 | AWAY | 0- 0 | 0- 1 | 1- 2 | | | |
| 0- 0 | 0- 0 | 0- 0 | NEUTRAL | 0- 0 | 0- 0 | 0- 0 | | | |

| RPI 1-25 | | | | RPI 26-50 | | | | RPI 51-100 | | | | RPI 101+ Team's RPI: 295 | | | |
|---------------------------|---|-----------------|--------------|-----------|---|--------------------|--------------|------------|---|-------------------|---------------|--------------------------|---|--------------------|--------------|
| RPI | S | Opponent | Score | RPI | S | Opponent | Score | RPI | S | Opponent | Score | RPI | S | Opponent | Score |
| 24 | A | Miami (FL) | 35 75 | 36 | A | Syracuse | 30 76 | 69 | A | Virginia | 40 103 | 123 | A | VCU | 44 73 |
| | | | | 50 | A | West Virginia | 39 69 | 70 | A | George Washington | 46 77 | 139 | A | Hampton | 54 78 |
| | | | | | | | | 73 | A | North Carolina | 55 90 | 155 | A | Towson | 65 69 |
| | | | | | | | | 90 | H | SFA | 57 72 | 178 | N | ETSU | 58 70 |
| | | | | | | | | | | | | 241 | A | Howard | 58 66 |
| | | | | | | | | | | | | 250 | A | UMBC | 63 73 |
| | | | | | | | | | | | | 256 | A | Bethune-Cookman | 52 71 |
| | | | | | | | | | | | | 269 | H | Norfolk St. | 45 49 |
| | | | | | | | | | | | | 274 | H | N.C. A&T | 65 57 |
| | | | | | | | | | | | | 325 | A | Mt. St. Mary's | 48 54 |
| | | | | | | | | | | | | 340 | H | South Carolina St. | 70 54 |
| | | | | | | | | | | | | 345 | A | Florida A&M | 70 62 |
| | | | | | | | | | | | | 348 | H | Morgan St. | 61 45 |
| LAST 12 Division I GAMES: | | | | | | | | | | | | | | | |
| 139 | A | Hampton | 54 78 | 345 | A | Florida A&M | 70 62 | | | | | | | | |
| 348 | H | Morgan St. | 61 45 | 340 | H | South Carolina St. | 70 54 | | | | | | | | |
| 269 | H | Norfolk St. | 45 49 | 250 | A | UMBC | 63 73 | | | | | | | | |
| 241 | A | Howard | 58 66 | 73 | A | North Carolina | 55 90 | | | | | | | | |
| 274 | H | N.C. A&T | 65 57 | 178 | N | ETSU | 58 70 | | | | | | | | |
| 256 | A | Bethune-Cookman | 52 71 | 24 | A | Miami (FL) | 35 75 | | | | | | | | |

Non-Div I Games:

Coppin St.

■ Loss,
 ■ Non-Conf,
 ■ S Site,
 ■ Home
 ■ A Away
 N Neutral

| | | | | | | | | | |
|------------------------------|----------|-----------|----------------|-------------|---------------|----------|------|-------|-----------|
| Average RPI Win: 222 | WON-LOST | WINNING | LAST 10 | STRENGTH OF | OPP. STRENGTH | TEAM | ADJ. | CONF. | ADJ CONF. |
| Average RPI Loss: 137 | RECORD | PCT. RANK | GAMES | SCHEDULE | OF SCHEDULE | RPI | RPI | RPI | RPI |
| DIV. I ONLY | 11- 6 | 102 | 6- 4 | 129 | 269 | 84 | 84 | 9 | 9 |
| DIV. I NON-CONF. | 9- 4 | 85 | 5- 3 | 228 | 306 | 111 | 111 | 10 | 10 |
| TOTALS | RPI 1-25 | RPI 26-50 | W-L RECORDS | RPI 51-100 | RPI 101-150 | RPI 150+ | | | |
| 11- 6 | 0- 1 | 0- 0 | OVERALL | 1- 1 | 2- 1 | 8- 3 | | | |
| 5- 1 | 0- 0 | 0- 0 | HOME | 1- 1 | 1- 0 | 3- 0 | | | |
| 6- 5 | 0- 1 | 0- 0 | AWAY | 0- 0 | 1- 1 | 5- 3 | | | |
| 0- 0 | 0- 0 | 0- 0 | NEUTRAL | 0- 0 | 0- 0 | 0- 0 | | | |
| 9- 4 | 0- 0 | 0- 0 | NON-CONFERENCE | 1- 1 | 0- 1 | 8- 2 | | | |
| 4- 1 | 0- 0 | 0- 0 | HOME | 1- 1 | 0- 0 | 3- 0 | | | |
| 5- 3 | 0- 0 | 0- 0 | AWAY | 0- 0 | 0- 1 | 5- 2 | | | |
| 0- 0 | 0- 0 | 0- 0 | NEUTRAL | 0- 0 | 0- 0 | 0- 0 | | | |
| 2- 2 | 0- 1 | 0- 0 | CONFERENCE | 0- 0 | 2- 0 | 0- 1 | | | |
| 1- 0 | 0- 0 | 0- 0 | HOME | 0- 0 | 1- 0 | 0- 0 | | | |
| 1- 2 | 0- 1 | 0- 0 | AWAY | 0- 0 | 1- 0 | 0- 1 | | | |
| 0- 0 | 0- 0 | 0- 0 | NEUTRAL | 0- 0 | 0- 0 | 0- 0 | | | |

| RPI S Opponent | Score | RPI S Opponent | Score | RPI S Opponent | Team's RPI: 84 | Score | RPI S Opponent | Score |
|---------------------------|--------------|---------------------------------|--------------|---------------------------|----------------|-------|---------------------------------|--------------|
| 20 A Harvard | 59 62 | | | 68 H Drexel | 53 63 | | 126 A Pittsburgh | 44 56 |
| | | | | 85 H New Hampshire | 61 56 | | 144 A Columbia | 69 55 |
| | | | | | | | 144 H Columbia | 77 70 |
| | | | | | | | 155 A Towson | 63 68 |
| | | | | | | | 196 A Binghamton | 54 51 |
| | | | | | | | 206 A Dartmouth | 74 84 |
| | | | | | | | 221 A Saint Francis (PA) | 78 72 |
| | | | | | | | 241 H Howard | 67 55 |
| | | | | | | | 243 H Canisius | 60 43 |
| | | | | | | | 245 A Stony Brook | 65 66 |
| | | | | | | | 247 H Loyola Maryland | 58 50 |
| | | | | | | | 267 A Colgate | 70 57 |
| | | | | | | | 310 A Youngstown St. | 80 75 |
| | | | | | | | 342 A Delaware St. | 72 51 |
| LAST 12 Division I GAMES: | | | | | | | | |
| 206 A Dartmouth | 74 84 | 245 A Stony Brook | 65 66 | | | | | |
| 20 A Harvard | 59 62 | 243 H Canisius | 60 43 | | | | | |
| 144 A Columbia | 69 55 | 310 A Youngstown St. | 80 75 | | | | | |
| 144 H Columbia | 77 70 | 68 H Drexel | 53 63 | | | | | |
| 342 A Delaware St. | 72 51 | 221 A Saint Francis (PA) | 78 72 | | | | | |
| 196 A Binghamton | 54 51 | 126 A Pittsburgh | 44 56 | | | | | |

Non-Div I Games:

Cornell

■ Loss,
 ■ Non-Conf, S Site,
 ■ Home
 ■ Away
 N Neutral

Creighton

Through Games Of Feb. 1, 2017

| | | | | | | | | | | |
|-------------------|----------|-----------|----------------|------------|-------------|---------------|------|------|-------|-----------|
| Average RPI Win: | 121 | WON-LOST | WINNING | LAST 10 | STRENGTH OF | OPP. STRENGTH | TEAM | ADJ. | CONF. | ADJ CONF. |
| Average RPI Loss: | 55 | RECORD | PCT. RANK | GAMES | SCHEDULE | OF SCHEDULE | RPI | RPI | RPI | RPI |
| DIV. I ONLY | 15- 6 | 58 | 8- 2 | 40 | 33 | 28 | 28 | 7 | 7 | |
| DIV. I NON-CONF. | 6- 4 | 126 | 1- 0 | 64 | 27 | 67 | 67 | 7 | 7 | |
| TOTALS | RPI 1-25 | RPI 26-50 | W-L RECORDS | RPI 51-100 | RPI 101-150 | RPI 150+ | | | | |
| 15- 6 | 0- 2 | 4- 2 | OVERALL | 3- 1 | 1- 0 | 7- 1 | | | | |
| 9- 1 | 0- 1 | 3- 0 | HOME | 1- 0 | 1- 0 | 4- 0 | | | | |
| 5- 4 | 0- 1 | 1- 1 | AWAY | 1- 1 | 0- 0 | 3- 1 | | | | |
| 1- 1 | 0- 0 | 0- 1 | NEUTRAL | 1- 0 | 0- 0 | 0- 0 | | | | |
| 6- 4 | 0- 0 | 1- 2 | NON-CONFERENCE | 1- 1 | 1- 0 | 3- 1 | | | | |
| 4- 0 | 0- 0 | 1- 0 | HOME | 0- 0 | 1- 0 | 2- 0 | | | | |
| 1- 3 | 0- 0 | 0- 1 | AWAY | 0- 1 | 0- 0 | 1- 1 | | | | |
| 1- 1 | 0- 0 | 0- 1 | NEUTRAL | 1- 0 | 0- 0 | 0- 0 | | | | |
| 9- 2 | 0- 2 | 3- 0 | CONFERENCE | 2- 0 | 0- 0 | 4- 0 | | | | |
| 5- 1 | 0- 1 | 2- 0 | HOME | 1- 0 | 0- 0 | 2- 0 | | | | |
| 4- 1 | 0- 1 | 1- 0 | AWAY | 1- 0 | 0- 0 | 2- 0 | | | | |
| 0- 0 | 0- 0 | 0- 0 | NEUTRAL | 0- 0 | 0- 0 | 0- 0 | | | | |

| RPI 1-25 | | | | RPI 26-50 | | | | Team's RPI: 28 | RPI 51-100 | | | | RPI 101+ | | | |
|---------------------------|---|----------|-------|-----------|---|------------------|-------|----------------|------------|---|-----------------|-------|----------|---|-------------|-------|
| RPI | S | Opponent | Score | RPI | S | Opponent | Score | | RPI | S | Opponent | Score | RPI | S | Opponent | Score |
| 17 | A | DePaul | 65 79 | 31 | N | Missouri | 63 72 | | 58 | A | UNI | 49 50 | 136 | H | Kansas | 69 49 |
| 17 | H | DePaul | 56 60 | 34 | H | Drake | 80 77 | | 63 | H | Villanova | 60 46 | 152 | A | Providence | 58 51 |
| | | | | 38 | A | South Dakota St. | 56 63 | | 74 | N | Dayton | 56 53 | 163 | H | Omaha | 82 45 |
| | | | | 40 | A | Marquette | 83 63 | | 87 | A | St. John's (NY) | 55 43 | 164 | H | Nebraska | 80 64 |
| | | | | 40 | H | Marquette | 80 77 | | | | | | 171 | A | Wichita St. | 54 62 |
| | | | | 42 | H | Georgetown | 70 68 | | | | | | 172 | H | Xavier | 63 52 |
| | | | | | | | | | | | | | 180 | A | Seton Hall | 70 60 |
| | | | | | | | | | | | | | 224 | H | Butler | 67 52 |
| | | | | | | | | | | | | | 240 | A | Marist | 72 50 |
| LAST 12 Division I GAMES: | | | | | | | | | | | | | | | | |
| | | | | 40 | H | Marquette | 80 77 | | 42 | H | Georgetown | 70 68 | | | | |
| | | | | 17 | H | DePaul | 56 60 | | 17 | A | DePaul | 65 79 | | | | |
| | | | | 180 | A | Seton Hall | 70 60 | | 40 | A | Marquette | 83 63 | | | | |
| | | | | 87 | A | St. John's (NY) | 55 43 | | 172 | H | Xavier | 63 52 | | | | |
| | | | | 152 | A | Providence | 58 51 | | 224 | H | Butler | 67 52 | | | | |
| | | | | 63 | H | Villanova | 60 46 | | 240 | A | Marist | 72 50 | | | | |

Non-Div I Games:

Creighton

Loss, Non-Conf, S Site, H Home A Away N Neutral

| | | | | | | | | | | |
|-------------------|----------|-----------|----------------|------------|-------------|---------------|------|------|-------|-----------|
| Average RPI Win: | 239 | WON-LOST | WINNING | LAST 10 | STRENGTH OF | OPP. STRENGTH | TEAM | ADJ. | CONF. | ADJ CONF. |
| Average RPI Loss: | 136 | RECORD | PCT. RANK | GAMES | SCHEDULE | OF SCHEDULE | RPI | RPI | RPI | RPI |
| DIV. I ONLY | 6- 11 | 251 | 3- 7 | 100 | 238 | 206 | 206 | 9 | 9 | |
| DIV. I NON-CONF. | 5- 8 | 218 | 3- 5 | 253 | 286 | 236 | 236 | 10 | 10 | |
| TOTALS | RPI 1-25 | RPI 26-50 | W-L RECORDS | RPI 51-100 | RPI 101-150 | RPI 150+ | | | | |
| 6- 11 | 0- 2 | 0- 0 | OVERALL | 1- 1 | 0- 4 | 5- 4 | | | | |
| 4- 4 | 0- 1 | 0- 0 | HOME | 1- 0 | 0- 1 | 3- 2 | | | | |
| 2- 7 | 0- 1 | 0- 0 | AWAY | 0- 1 | 0- 3 | 2- 2 | | | | |
| 0- 0 | 0- 0 | 0- 0 | NEUTRAL | 0- 0 | 0- 0 | 0- 0 | | | | |
| 5- 8 | 0- 0 | 0- 0 | NON-CONFERENCE | 0- 1 | 0- 3 | 5- 4 | | | | |
| 3- 2 | 0- 0 | 0- 0 | HOME | 0- 0 | 0- 0 | 3- 2 | | | | |
| 2- 6 | 0- 0 | 0- 0 | AWAY | 0- 1 | 0- 3 | 2- 2 | | | | |
| 0- 0 | 0- 0 | 0- 0 | NEUTRAL | 0- 0 | 0- 0 | 0- 0 | | | | |
| 1- 3 | 0- 2 | 0- 0 | CONFERENCE | 1- 0 | 0- 1 | 0- 0 | | | | |
| 1- 2 | 0- 1 | 0- 0 | HOME | 1- 0 | 0- 1 | 0- 0 | | | | |
| 0- 1 | 0- 1 | 0- 0 | AWAY | 0- 0 | 0- 0 | 0- 0 | | | | |
| 0- 0 | 0- 0 | 0- 0 | NEUTRAL | 0- 0 | 0- 0 | 0- 0 | | | | |

| RPI 1-25 | | | | RPI 26-50 | | | | RPI 51-100 | | | | RPI 101+ Team's RPI: 206 | | | |
|---------------------------|---|---------------|-------|-----------|---|----------------|-------|------------|---|---------------|-------|--------------------------|---|-------------------|-------|
| RPI | S | Opponent | Score | RPI | S | Opponent | Score | RPI | S | Opponent | Score | RPI | S | Opponent | Score |
| 20 | A | Harvard | 65 70 | | | | | 84 | H | Cornell | 84 74 | 119 | A | Maine | 55 60 |
| 20 | H | Harvard | 61 70 | | | | | 85 | A | New Hampshire | 47 64 | 127 | A | William & Mary | 50 63 |
| | | | | | | | | | | | | 131 | A | Old Dominion | 56 82 |
| | | | | | | | | | | | | 144 | H | Columbia | 88 91 |
| | | | | | | | | | | | | 165 | A | Boston College | 53 65 |
| | | | | | | | | | | | | 166 | H | Army West Point | 60 68 |
| | | | | | | | | | | | | 169 | H | Albany (NY) | 69 61 |
| | | | | | | | | | | | | 240 | H | Marist | 61 66 |
| | | | | | | | | | | | | 273 | A | Boston U. | 61 49 |
| | | | | | | | | | | | | 280 | A | Vermont | 54 59 |
| | | | | | | | | | | | | 294 | A | Rhode Island | 62 52 |
| | | | | | | | | | | | | 298 | H | Central Conn. St. | 61 51 |
| | | | | | | | | | | | | 315 | H | Holy Cross | 53 49 |
| LAST 12 Division I GAMES: | | | | | | | | | | | | | | | |
| 84 | H | Cornell | 84 74 | 165 | A | Boston College | 53 65 | | | | | | | | |
| 144 | H | Columbia | 88 91 | 294 | A | Rhode Island | 62 52 | | | | | | | | |
| 20 | H | Harvard | 61 70 | 240 | H | Marist | 61 66 | | | | | | | | |
| 20 | A | Harvard | 65 70 | 119 | A | Maine | 55 60 | | | | | | | | |
| 85 | A | New Hampshire | 47 64 | 273 | A | Boston U. | 61 49 | | | | | | | | |
| 169 | H | Albany (NY) | 69 61 | 127 | A | William & Mary | 50 63 | | | | | | | | |

Non-Div I Games:

Dartmouth

■ Loss,
■ Non-Conf,
■ S Site,
■ H Home
■ A Away
N Neutral

| | | | | | | | | | |
|------------------------------|----------|-----------|----------------|-------------|---------------|----------|------|-------|-----------|
| Average RPI Win: 230 | WON-LOST | WINNING | LAST 10 | STRENGTH OF | OPP. STRENGTH | TEAM | ADJ. | CONF. | ADJ CONF. |
| Average RPI Loss: 146 | RECORD | PCT. RANK | GAMES | SCHEDULE | OF SCHEDULE | RPI | RPI | RPI | RPI |
| DIV. I ONLY | 3- 19 | 332 | 1- 9 | 67 | 259 | 292 | 292 | 12 | 12 |
| DIV. I NON-CONF. | 2- 10 | 305 | 0- 2 | 52 | 324 | 277 | 277 | 13 | 13 |
| TOTALS | RPI 1-25 | RPI 26-50 | W-L RECORDS | RPI 51-100 | RPI 101-150 | RPI 150+ | | | |
| 3- 19 | 0- 0 | 0- 0 | OVERALL | 0- 5 | 1- 6 | 2- 8 | | | |
| 3- 9 | 0- 0 | 0- 0 | HOME | 0- 1 | 1- 4 | 2- 4 | | | |
| 0- 8 | 0- 0 | 0- 0 | AWAY | 0- 3 | 0- 2 | 0- 3 | | | |
| 0- 2 | 0- 0 | 0- 0 | NEUTRAL | 0- 1 | 0- 0 | 0- 1 | | | |
| 2- 10 | 0- 0 | 0- 0 | NON-CONFERENCE | 0- 3 | 0- 3 | 2- 4 | | | |
| 2- 4 | 0- 0 | 0- 0 | HOME | 0- 0 | 0- 3 | 2- 1 | | | |
| 0- 4 | 0- 0 | 0- 0 | AWAY | 0- 2 | 0- 0 | 0- 2 | | | |
| 0- 2 | 0- 0 | 0- 0 | NEUTRAL | 0- 1 | 0- 0 | 0- 1 | | | |
| 1- 9 | 0- 0 | 0- 0 | CONFERENCE | 0- 2 | 1- 3 | 0- 4 | | | |
| 1- 5 | 0- 0 | 0- 0 | HOME | 0- 1 | 1- 1 | 0- 3 | | | |
| 0- 4 | 0- 0 | 0- 0 | AWAY | 0- 1 | 0- 2 | 0- 1 | | | |
| 0- 0 | 0- 0 | 0- 0 | NEUTRAL | 0- 0 | 0- 0 | 0- 0 | | | |

| RPI S | Opponent | Score | RPI S | Opponent | Score | RPI S | Opponent | Score | RPI S | Opponent | Score | Team's RPI: 292 |
|---------------------------|---------------------|-------|-------|-----------------|--------|-------|---------------------|-------|-------|-------------------|--------|-----------------|
| | | | | | | 59 | A Michigan St. | 34 70 | 111 | H Saint Louis | 69 106 | |
| | | | | | | 70 | A George Washington | 62 76 | 118 | H Mercer | 60 67 | |
| | | | | | | 74 | H Dayton | 52 68 | 120 | A Duquesne | 51 73 | |
| | | | | | | 78 | A Charlotte | 79 93 | 121 | H Radford | 40 44 | |
| | | | | | | 92 | N Toledo | 41 76 | 122 | A Fordham | 72 85 | |
| | | | | | | | | | 135 | H UCF | 38 57 | |
| | | | | | | | | | 143 | H George Mason | 58 54 | |
| | | | | | | | | | 158 | H La Salle | 58 65 | |
| | | | | | | | | | 167 | A Western Mich. | 63 76 | |
| | | | | | | | | | 178 | A ETSU | 56 76 | |
| | | | | | | | | | 212 | N Idaho St. | 58 70 | |
| | | | | | | | | | 219 | H UNCW | 58 67 | |
| | | | | | | | | | 225 | A St. Bonaventure | 51 70 | |
| | | | | | | | | | 236 | H Furman | 71 61 | |
| | | | | | | | | | 246 | H Richmond | 52 61 | |
| | | | | | | | | | 275 | H Massachusetts | 60 61 | |
| | | | | | | | | | 311 | H High Point | 82 72 | |
| LAST 12 Division I GAMES: | | | | | | | | | | | | |
| 74 | H Dayton | 52 68 | 275 | H Massachusetts | 60 61 | | | | | | | |
| 246 | H Richmond | 52 61 | 120 | A Duquesne | 51 73 | | | | | | | |
| 225 | A St. Bonaventure | 51 70 | 122 | A Fordham | 72 85 | | | | | | | |
| 158 | H La Salle | 58 65 | 111 | H Saint Louis | 69 106 | | | | | | | |
| 143 | H George Mason | 58 54 | 118 | H Mercer | 60 67 | | | | | | | |
| 70 | A George Washington | 62 76 | 78 | A Charlotte | 79 93 | | | | | | | |

Non-Div I Games:

Davidson

■ Loss,
 ■ Non-Conf,
 ■ S Site,
 ■ Home
 ■ A Away
 N Neutral

| | | | | | | | | | | |
|-------------------|----------|-----------|----------------|------------|-------------|---------------|------|------|-------|-----------|
| Average RPI Win: | 190 | WON-LOST | WINNING | LAST 10 | STRENGTH OF | OPP. STRENGTH | TEAM | ADJ. | CONF. | ADJ CONF. |
| Average RPI Loss: | 64 | RECORD | PCT. RANK | GAMES | SCHEDULE | OF SCHEDULE | RPI | RPI | RPI | RPI |
| DIV. I ONLY | 15- 7 | 82 | 9- 1 | 124 | 77 | 74 | 74 | 12 | 12 | |
| DIV. I NON-CONF. | 6- 6 | 165 | 2- 1 | 73 | 18 | 100 | 100 | 13 | 13 | |
| TOTALS | RPI 1-25 | RPI 26-50 | W-L RECORDS | RPI 51-100 | RPI 101-150 | RPI 150+ | | | | |
| 15- 7 | 1- 1 | 0- 2 | OVERALL | 1- 3 | 5- 0 | 8- 1 | | | | |
| 5- 3 | 0- 0 | 0- 1 | HOME | 1- 1 | 1- 0 | 3- 1 | | | | |
| 7- 2 | 0- 1 | 0- 0 | AWAY | 0- 1 | 3- 0 | 4- 0 | | | | |
| 3- 2 | 1- 0 | 0- 1 | NEUTRAL | 0- 1 | 1- 0 | 1- 0 | | | | |
| 6- 6 | 1- 1 | 0- 2 | NON-CONFERENCE | 0- 3 | 1- 0 | 4- 0 | | | | |
| 1- 2 | 0- 0 | 0- 1 | HOME | 0- 1 | 0- 0 | 1- 0 | | | | |
| 2- 2 | 0- 1 | 0- 0 | AWAY | 0- 1 | 0- 0 | 2- 0 | | | | |
| 3- 2 | 1- 0 | 0- 1 | NEUTRAL | 0- 1 | 1- 0 | 1- 0 | | | | |
| 9- 1 | 0- 0 | 0- 0 | CONFERENCE | 1- 0 | 4- 0 | 4- 1 | | | | |
| 4- 1 | 0- 0 | 0- 0 | HOME | 1- 0 | 1- 0 | 2- 1 | | | | |
| 5- 0 | 0- 0 | 0- 0 | AWAY | 0- 0 | 3- 0 | 2- 0 | | | | |
| 0- 0 | 0- 0 | 0- 0 | NEUTRAL | 0- 0 | 0- 0 | 0- 0 | | | | |

| RPI 1-25 | | | | RPI 26-50 | | | | RPI 51-100 Team's RPI: 74 | | | | RPI 101+ | | | |
|---------------------------|---|----------------|-------|-----------|---|-------------------|-------|---------------------------|---|-------------------|-------|----------|---|-----------------|-------|
| RPI | S | Opponent | Score | RPI | S | Opponent | Score | RPI | S | Opponent | Score | RPI | S | Opponent | Score |
| 1 | A | UConn | 65 98 | 28 | N | Creighton | 53 56 | 53 | N | Georgia Tech | 68 81 | 111 | A | Saint Louis | 78 67 |
| 19 | N | Texas A&M | 74 57 | 46 | H | Quinnipiac | 60 63 | 69 | A | Virginia | 56 66 | 120 | A | Duquesne | 75 64 |
| | | | | | | | | 70 | H | George Washington | 50 48 | 131 | N | Old Dominion | 77 69 |
| | | | | | | | | 92 | H | Toledo | 72 76 | 134 | H | Saint Joseph's | 64 59 |
| | | | | | | | | | | | | 143 | A | George Mason | 60 48 |
| | | | | | | | | | | | | 158 | H | La Salle | 51 54 |
| | | | | | | | | | | | | 203 | A | Wisconsin | 83 64 |
| | | | | | | | | | | | | 207 | A | Princeton | 62 56 |
| | | | | | | | | | | | | 225 | A | St. Bonaventure | 62 60 |
| | | | | | | | | | | | | 275 | H | Massachusetts | 77 65 |
| | | | | | | | | | | | | 277 | N | Liberty | 82 53 |
| | | | | | | | | | | | | 292 | A | Davidson | 68 52 |
| | | | | | | | | | | | | 294 | H | Rhode Island | 81 51 |
| | | | | | | | | | | | | 348 | H | Morgan St. | 61 42 |
| LAST 12 Division I GAMES: | | | | | | | | | | | | | | | |
| 292 | A | Davidson | 68 52 | 70 | H | George Washington | 50 48 | | | | | | | | |
| 294 | H | Rhode Island | 81 51 | 225 | A | St. Bonaventure | 62 60 | | | | | | | | |
| 143 | A | George Mason | 60 48 | 275 | H | Massachusetts | 77 65 | | | | | | | | |
| 134 | H | Saint Joseph's | 64 59 | 69 | A | Virginia | 56 66 | | | | | | | | |
| 111 | A | Saint Louis | 78 67 | 277 | N | Liberty | 82 53 | | | | | | | | |
| 120 | A | Duquesne | 75 64 | 131 | N | Old Dominion | 77 69 | | | | | | | | |

Non-Div I Games:

Dayton

■ Loss,
 ■ Non-Conf,
 ■ S Site,
 ■ H Home
 ■ A Away
 N Neutral

| | | | | | | | | | | |
|-------------------|----------|-----------|----------------|------------|-------------|---------------|------|------|-------|-----------|
| Average RPI Win: | 141 | WON-LOST | WINNING | LAST 10 | STRENGTH OF | OPP. STRENGTH | TEAM | ADJ. | CONF. | ADJ CONF. |
| Average RPI Loss: | 16 | RECORD | PCT. RANK | GAMES | SCHEDULE | OF SCHEDULE | RPI | RPI | RPI | RPI |
| DIV. I ONLY | 18- 5 | 26 | 9- 1 | 31 | 25 | 17 | 17 | 7 | 7 | |
| DIV. I NON-CONF. | 8- 4 | 97 | 1- 0 | 19 | 7 | 31 | 31 | 7 | 7 | |
| TOTALS | RPI 1-25 | RPI 26-50 | W-L RECORDS | RPI 51-100 | RPI 101-150 | RPI 150+ | | | | |
| 18- 5 | 0- 3 | 5- 2 | OVERALL | 3- 0 | 0- 0 | 10- 0 | | | | |
| 9- 2 | 0- 1 | 2- 1 | HOME | 0- 0 | 0- 0 | 7- 0 | | | | |
| 7- 2 | 0- 1 | 2- 1 | AWAY | 2- 0 | 0- 0 | 3- 0 | | | | |
| 2- 1 | 0- 1 | 1- 0 | NEUTRAL | 1- 0 | 0- 0 | 0- 0 | | | | |
| 8- 4 | 0- 3 | 2- 1 | NON-CONFERENCE | 1- 0 | 0- 0 | 5- 0 | | | | |
| 5- 1 | 0- 1 | 1- 0 | HOME | 0- 0 | 0- 0 | 4- 0 | | | | |
| 1- 2 | 0- 1 | 0- 1 | AWAY | 0- 0 | 0- 0 | 1- 0 | | | | |
| 2- 1 | 0- 1 | 1- 0 | NEUTRAL | 1- 0 | 0- 0 | 0- 0 | | | | |
| 10- 1 | 0- 0 | 3- 1 | CONFERENCE | 2- 0 | 0- 0 | 5- 0 | | | | |
| 4- 1 | 0- 0 | 1- 1 | HOME | 0- 0 | 0- 0 | 3- 0 | | | | |
| 6- 0 | 0- 0 | 2- 0 | AWAY | 2- 0 | 0- 0 | 2- 0 | | | | |
| 0- 0 | 0- 0 | 0- 0 | NEUTRAL | 0- 0 | 0- 0 | 0- 0 | | | | |

| RPI 1-25 | | | | RPI 26-50 | | | | RPI 51-100 | | | | RPI 101+ | | | |
|---------------------------|---|-----------------|---------|-----------|---|--------------|---------|------------|---|-----------------|-------|----------|---|-----------------|--------|
| RPI | S | Opponent | Score | RPI | S | Opponent | Score | RPI | S | Opponent | Score | RPI | S | Opponent | Score |
| 1 | A | UConn | 46 91 | 28 | A | Creighton | 60 56 | 63 | A | Villanova | 80 50 | 152 | A | Providence | 64 55 |
| 2 | H | Notre Dame | 61 75 | 28 | H | Creighton | 79 65 | 87 | A | St. John's (NY) | 78 66 | 152 | H | Providence | 61 56 |
| 5 | N | Baylor | 72 104 | 33 | A | Temple | 74 84 | 91 | N | Western Ky. | 77 69 | 172 | H | Xavier | 85 69 |
| | | | | 36 | N | Syracuse | 108 84 | | | | | 180 | A | Seton Hall | 96 65 |
| | | | | 40 | H | Marquette | 101 102 | | | | | 189 | H | UAB | 90 80 |
| | | | | 42 | A | Georgetown | 76 53 | | | | | 190 | H | Appalachian St. | 99 58 |
| | | | | 43 | H | Northwestern | 89 66 | | | | | 224 | H | Butler | 100 69 |
| | | | | | | | | | | | | 270 | H | UT Martin | 100 68 |
| | | | | | | | | | | | | 287 | H | Prairie View | 94 62 |
| | | | | | | | | | | | | 302 | A | Loyola Chicago | 107 46 |
| LAST 12 Division I GAMES: | | | | | | | | | | | | | | | |
| 152 | A | Providence | 64 55 | 180 | A | Seton Hall | 96 65 | | | | | | | | |
| 28 | A | Creighton | 60 56 | 28 | H | Creighton | 79 65 | | | | | | | | |
| 40 | H | Marquette | 101 102 | 152 | H | Providence | 61 56 | | | | | | | | |
| 172 | H | Xavier | 85 69 | 63 | A | Villanova | 80 50 | | | | | | | | |
| 224 | H | Butler | 100 69 | 42 | A | Georgetown | 76 53 | | | | | | | | |
| 87 | A | St. John's (NY) | 78 66 | 270 | H | UT Martin | 100 68 | | | | | | | | |

Non-Div I Games:

DePaul

Delaware

Through Games Of Feb. 1, 2017

| | | | | | | | | | | |
|-------------------|----------|-----------|----------------|------------|-------------|---------------|------|------|-------|-----------|
| Average RPI Win: | 189 | WON-LOST | WINNING | LAST 10 | STRENGTH OF | OPP. STRENGTH | TEAM | ADJ. | CONF. | ADJ CONF. |
| Average RPI Loss: | 96 | RECORD | PCT. RANK | GAMES | SCHEDULE | OF SCHEDULE | RPI | RPI | RPI | RPI |
| DIV. I ONLY | 12- 8 | 126 | 6- 4 | 82 | 158 | 110 | 110 | 8 | 8 | |
| DIV. I NON-CONF. | 6- 5 | 148 | 1- 2 | 93 | 264 | 156 | 156 | 8 | 8 | |
| TOTALS | RPI 1-25 | RPI 26-50 | W-L RECORDS | RPI 51-100 | RPI 101-150 | RPI 150+ | | | | |
| 12- 8 | 0- 0 | 0- 3 | OVERALL | 0- 1 | 2- 2 | 10- 2 | | | | |
| 6- 5 | 0- 0 | 0- 2 | HOME | 0- 0 | 1- 2 | 5- 1 | | | | |
| 6- 1 | 0- 0 | 0- 1 | AWAY | 0- 0 | 1- 0 | 5- 0 | | | | |
| 0- 2 | 0- 0 | 0- 0 | NEUTRAL | 0- 1 | 0- 0 | 0- 1 | | | | |
| 6- 5 | 0- 0 | 0- 1 | NON-CONFERENCE | 0- 1 | 1- 1 | 5- 2 | | | | |
| 4- 3 | 0- 0 | 0- 1 | HOME | 0- 0 | 1- 1 | 3- 1 | | | | |
| 2- 0 | 0- 0 | 0- 0 | AWAY | 0- 0 | 0- 0 | 2- 0 | | | | |
| 0- 2 | 0- 0 | 0- 0 | NEUTRAL | 0- 1 | 0- 0 | 0- 1 | | | | |
| 6- 3 | 0- 0 | 0- 2 | CONFERENCE | 0- 0 | 1- 1 | 5- 0 | | | | |
| 2- 2 | 0- 0 | 0- 1 | HOME | 0- 0 | 0- 1 | 2- 0 | | | | |
| 4- 1 | 0- 0 | 0- 1 | AWAY | 0- 0 | 1- 0 | 3- 0 | | | | |
| 0- 0 | 0- 0 | 0- 0 | NEUTRAL | 0- 0 | 0- 0 | 0- 0 | | | | |

| RPI S | Opponent | Score | RPI S | Opponent | Score | RPI S | Opponent | Score | RPI S | Opponent | Score | Team's RPI: 110 |
|---------------------------|----------------------|-------|-------|-------------------|-------|-------|----------------|-------|-------|----------------------|-------|-----------------|
| 27 | A Elon | 42 69 | 27 | A Elon | 42 69 | 59 | N Michigan St. | 64 81 | 127 | A William & Mary | 68 54 | |
| 42 | H Georgetown | 46 54 | 42 | H Georgetown | 46 54 | | | | 127 | H William & Mary | 49 60 | |
| 44 | H James Madison | 51 66 | 44 | H James Madison | 51 66 | | | | 129 | H Hartford | 66 67 | |
| | | | | | | | | | 143 | H George Mason | 67 51 | |
| | | | | | | | | | 155 | A Towson | 73 67 | |
| | | | | | | | | | 157 | H Northeastern | 65 53 | |
| | | | | | | | | | 166 | H Army West Point | 47 61 | |
| | | | | | | | | | 174 | N Detroit | 64 66 | |
| | | | | | | | | | 179 | A Hofstra | 73 56 | |
| | | | | | | | | | 181 | A American | 56 55 | |
| | | | | | | | | | 194 | H Col. of Charleston | 71 66 | |
| | | | | | | | | | 207 | H Princeton | 66 62 | |
| | | | | | | | | | 219 | A UNCW | 63 52 | |
| | | | | | | | | | 225 | H St. Bonaventure | 43 40 | |
| | | | | | | | | | 233 | H Robert Morris | 67 65 | |
| | | | | | | | | | 247 | A Loyola Maryland | 47 45 | |
| LAST 12 Division I GAMES: | | | | | | | | | | | | |
| 155 | A Towson | 73 67 | 27 | A Elon | 42 69 | | | | | | | |
| 127 | A William & Mary | 68 54 | 219 | A UNCW | 63 52 | | | | | | | |
| 194 | H Col. of Charleston | 71 66 | 127 | H William & Mary | 49 60 | | | | | | | |
| 157 | H Northeastern | 65 53 | 129 | H Hartford | 66 67 | | | | | | | |
| 179 | A Hofstra | 73 56 | 166 | H Army West Point | 47 61 | | | | | | | |
| 44 | H James Madison | 51 66 | 247 | A Loyola Maryland | 47 45 | | | | | | | |

Non-Div I Games:

Delaware

Loss, Non-Conf, S Site, H Home A Away N Neutral

| | | | | | | | | | | |
|-------------------|----------|-----------|----------------|------------|-------------|---------------|------|------|-------|-----------|
| Average RPI Win: | 342 | WON-LOST | WINNING | LAST 10 | STRENGTH OF | OPP. STRENGTH | TEAM | ADJ. | CONF. | ADJ CONF. |
| Average RPI Loss: | 209 | RECORD | PCT. RANK | GAMES | SCHEDULE | OF SCHEDULE | RPI | RPI | RPI | RPI |
| DIV. I ONLY | 3- 19 | 332 | 2- 8 | 337 | 313 | 342 | 342 | 32 | 32 | |
| DIV. I NON-CONF. | 1- 12 | 332 | 0- 3 | 248 | 247 | 327 | 327 | 31 | 31 | |
| TOTALS | RPI 1-25 | RPI 26-50 | W-L RECORDS | RPI 51-100 | RPI 101-150 | RPI 150+ | | | | |
| 3- 19 | 0- 0 | 0- 1 | OVERALL | 0- 3 | 0- 2 | 3- 13 | | | | |
| 1- 7 | 0- 0 | 0- 0 | HOME | 0- 1 | 0- 1 | 1- 5 | | | | |
| 2- 12 | 0- 0 | 0- 1 | AWAY | 0- 2 | 0- 1 | 2- 8 | | | | |
| 0- 0 | 0- 0 | 0- 0 | NEUTRAL | 0- 0 | 0- 0 | 0- 0 | | | | |
| 1- 12 | 0- 0 | 0- 1 | NON-CONFERENCE | 0- 3 | 0- 1 | 1- 7 | | | | |
| 0- 3 | 0- 0 | 0- 0 | HOME | 0- 1 | 0- 0 | 0- 2 | | | | |
| 1- 9 | 0- 0 | 0- 1 | AWAY | 0- 2 | 0- 1 | 1- 5 | | | | |
| 0- 0 | 0- 0 | 0- 0 | NEUTRAL | 0- 0 | 0- 0 | 0- 0 | | | | |
| 2- 7 | 0- 0 | 0- 0 | CONFERENCE | 0- 0 | 0- 1 | 2- 6 | | | | |
| 1- 4 | 0- 0 | 0- 0 | HOME | 0- 0 | 0- 1 | 1- 3 | | | | |
| 1- 3 | 0- 0 | 0- 0 | AWAY | 0- 0 | 0- 0 | 1- 3 | | | | |
| 0- 0 | 0- 0 | 0- 0 | NEUTRAL | 0- 0 | 0- 0 | 0- 0 | | | | |

| RPI S | Opponent | Score | RPI S | Opponent | Score | RPI S | Opponent | Score | RPI S | Opponent | Score | Team's RPI: 342 |
|---------------------------|--------------------|-------|-------|---------------|-------|-------|----------|-------|-------|--------------------|-------|-----------------|
| | | | 41 A | Virginia Tech | 48 88 | 68 A | Drexel | 44 69 | 127 A | William & Mary | 48 82 | |
| | | | | | | 84 H | Cornell | 51 72 | 139 H | Hampton | 52 83 | |
| | | | | | | 94 A | Iowa St. | 57 88 | 158 A | La Salle | 38 78 | |
| | | | | | | | | | 172 A | Xavier | 53 86 | |
| | | | | | | | | | 174 H | Detroit | 71 90 | |
| | | | | | | | | | 179 A | Hofstra | 44 64 | |
| | | | | | | | | | 269 H | Norfolk St. | 74 82 | |
| | | | | | | | | | 274 A | N.C. A&T | 44 83 | |
| | | | | | | | | | 274 H | N.C. A&T | 60 68 | |
| | | | | | | | | | 290 A | Savannah St. | 57 64 | |
| | | | | | | | | | 304 H | NJIT | 43 57 | |
| | | | | | | | | | 308 A | Lehigh | 80 91 | |
| | | | | | | | | | 335 A | Longwood | 77 88 | |
| | | | | | | | | | 340 A | South Carolina St. | 72 70 | |
| | | | | | | | | | 341 A | N.C. Central | 63 68 | |
| | | | | | | | | | 341 H | N.C. Central | 55 51 | |
| | | | | | | | | | 344 A | Wagner | 61 49 | |
| | | | | | | | | | 345 H | Florida A&M | 56 65 | |
| LAST 12 Division I GAMES: | | | | | | | | | | | | |
| 274 H | N.C. A&T | 60 68 | 139 H | Hampton | 52 83 | | | | | | | |
| 341 H | N.C. Central | 55 51 | 341 A | N.C. Central | 63 68 | | | | | | | |
| 345 H | Florida A&M | 56 65 | 274 A | N.C. A&T | 44 83 | | | | | | | |
| 290 A | Savannah St. | 57 64 | 84 H | Cornell | 51 72 | | | | | | | |
| 340 A | South Carolina St. | 72 70 | 41 A | Virginia Tech | 48 88 | | | | | | | |
| 269 H | Norfolk St. | 74 82 | 335 A | Longwood | 77 88 | | | | | | | |

Non-Div I Games:

Delaware St.

■ Loss,
 ■ Non-Conf,
 ■ S Site,
 ■ H Home
 ■ A Away
 N Neutral

| | | | | | | | | | |
|------------------------------|----------|-----------|----------------|-------------|---------------|----------|------|-------|-----------|
| Average RPI Win: 287 | WON-LOST | WINNING | LAST 10 | STRENGTH OF | OPP. STRENGTH | TEAM | ADJ. | CONF. | ADJ CONF. |
| Average RPI Loss: 149 | RECORD | PCT. RANK | GAMES | SCHEDULE | OF SCHEDULE | RPI | RPI | RPI | RPI |
| DIV. I ONLY | 5- 17 | 304 | 2- 8 | 194 | 244 | 296 | 296 | 11 | 11 |
| DIV. I NON-CONF. | 3- 10 | 280 | 0- 3 | 285 | 311 | 330 | 330 | 9 | 9 |
| TOTALS | RPI 1-25 | RPI 26-50 | W-L RECORDS | RPI 51-100 | RPI 101-150 | RPI 150+ | | | |
| 5- 17 | 0- 0 | 0- 1 | OVERALL | 0- 8 | 1- 0 | 4- 8 | | | |
| 3- 6 | 0- 0 | 0- 1 | HOME | 0- 1 | 0- 0 | 3- 4 | | | |
| 2- 10 | 0- 0 | 0- 0 | AWAY | 0- 3 | 1- 0 | 1- 1 | | | |
| 0- 1 | 0- 0 | 0- 0 | NEUTRAL | 0- 1 | 0- 0 | 0- 0 | | | |
| 3- 10 | 0- 0 | 0- 0 | NON-CONFERENCE | 0- 4 | 0- 0 | 3- 6 | | | |
| 3- 2 | 0- 0 | 0- 0 | HOME | 0- 0 | 0- 0 | 3- 2 | | | |
| 0- 7 | 0- 0 | 0- 0 | AWAY | 0- 3 | 0- 0 | 0- 4 | | | |
| 0- 1 | 0- 0 | 0- 0 | NEUTRAL | 0- 1 | 0- 0 | 0- 0 | | | |
| 2- 7 | 0- 0 | 0- 1 | CONFERENCE | 0- 4 | 1- 0 | 1- 2 | | | |
| 0- 4 | 0- 0 | 0- 1 | HOME | 0- 1 | 0- 0 | 0- 2 | | | |
| 2- 3 | 0- 0 | 0- 0 | AWAY | 0- 3 | 1- 0 | 1- 0 | | | |
| 0- 0 | 0- 0 | 0- 0 | NEUTRAL | 0- 0 | 0- 0 | 0- 0 | | | |

Denver

Denver
















































| RPI S | Opponent | Score | RPI S | Opponent | Score | RPI S | Opponent | Score | RPI S | Opponent | Score | Team's RPI: 296 |
|---------------------------|----------|-------|-------|------------------|-------|-------|------------------|-------|-------|-------------------|-------|-----------------|
| | | | 38 H | South Dakota St. | 63 72 | 58 N | UNI | 68 79 | 145 A | Oral Roberts | 47 45 | |
| | | | | | | 66 A | South Dakota | 64 70 | 157 H | Northeastern | 69 72 | |
| | | | | | | 66 H | South Dakota | 44 53 | 163 H | Omaha | 73 82 | |
| | | | | | | 67 A | IUPUI | 49 71 | 212 A | Idaho St. | 64 65 | |
| | | | | | | 76 A | Colorado St. | 49 76 | 214 A | Grand Canyon | 70 73 | |
| | | | | | | 96 A | Western Ill. | 62 87 | 230 H | Seattle U | 72 75 | |
| | | | | | | 98 A | Wyoming | 49 59 | 276 A | Northern Ariz. | 67 82 | |
| | | | | | | 99 A | Northern Colo. | 48 68 | 283 H | North Dakota St. | 80 86 | |
| | | | | | | | | | 312 H | Pepperdine | 75 67 | |
| | | | | | | | | | 318 A | Fort Wayne | 78 72 | |
| | | | | | | | | | 319 H | Air Force | 65 52 | |
| | | | | | | | | | 331 A | Utah Valley | 58 72 | |
| | | | | | | | | | 339 H | Cal St. Fullerton | 77 58 | |
| LAST 12 Division I GAMES: | | | | | | | | | | | | |
| | | | 66 H | South Dakota | 44 53 | 96 A | Western Ill. | 62 87 | | | | |
| | | | 145 A | Oral Roberts | 47 45 | 283 H | North Dakota St. | 80 86 | | | | |
| | | | 163 H | Omaha | 73 82 | 66 A | South Dakota | 64 70 | | | | |
| | | | 38 H | South Dakota St. | 63 72 | 157 H | Northeastern | 69 72 | | | | |
| | | | 67 A | IUPUI | 49 71 | 230 H | Seattle U | 72 75 | | | | |
| | | | 318 A | Fort Wayne | 78 72 | 212 A | Idaho St. | 64 65 | | | | |

Non-Div I Games:

Denver

■ Loss,
 ■ Non-Conf,
 ■ S Site,
 ■ H Home
 ■ A Away
 N Neutral

| | | | | | | | | | |
|------------------------------|----------|-----------|----------------|-------------|---------------|----------|------|-------|-----------|
| Average RPI Win: 246 | WON-LOST | WINNING | LAST 10 | STRENGTH OF | OPP. STRENGTH | TEAM | ADJ. | CONF. | ADJ CONF. |
| Average RPI Loss: 134 | RECORD | PCT. RANK | GAMES | SCHEDULE | OF SCHEDULE | RPI | RPI | RPI | RPI |
| DIV. I ONLY | 11- 10 | 156 | 7- 3 | 244 | 181 | 174 | 174 | 22 | 22 |
| DIV. I NON-CONF. | 4- 7 | 224 | 0- 2 | 256 | 98 | 216 | 216 | 20 | 20 |
| TOTALS | RPI 1-25 | RPI 26-50 | W-L RECORDS | RPI 51-100 | RPI 101-150 | RPI 150+ | | | |
| 11- 10 | 0- 0 | 0- 1 | OVERALL | 0- 2 | 2- 3 | 9- 4 | | | |
| 6- 2 | 0- 0 | 0- 0 | HOME | 0- 0 | 1- 1 | 5- 1 | | | |
| 4- 8 | 0- 0 | 0- 1 | AWAY | 0- 2 | 0- 2 | 4- 3 | | | |
| 1- 0 | 0- 0 | 0- 0 | NEUTRAL | 0- 0 | 1- 0 | 0- 0 | | | |
| 4- 7 | 0- 0 | 0- 0 | NON-CONFERENCE | 0- 2 | 2- 2 | 2- 3 | | | |
| 1- 2 | 0- 0 | 0- 0 | HOME | 0- 0 | 1- 1 | 0- 1 | | | |
| 2- 5 | 0- 0 | 0- 0 | AWAY | 0- 2 | 0- 1 | 2- 2 | | | |
| 1- 0 | 0- 0 | 0- 0 | NEUTRAL | 0- 0 | 1- 0 | 0- 0 | | | |
| 7- 3 | 0- 0 | 0- 1 | CONFERENCE | 0- 0 | 0- 1 | 7- 1 | | | |
| 5- 0 | 0- 0 | 0- 0 | HOME | 0- 0 | 0- 0 | 5- 0 | | | |
| 2- 3 | 0- 0 | 0- 1 | AWAY | 0- 0 | 0- 1 | 2- 1 | | | |
| 0- 0 | 0- 0 | 0- 0 | NEUTRAL | 0- 0 | 0- 0 | 0- 0 | | | |

| RPI S | Opponent | Score | RPI S | Opponent | Score | RPI S | Opponent | Score | RPI S | Opponent | Score | Team's RPI: 174 |
|---|----------------|--|---|---------------|---|--|-----------|--|---|----------------|---|-----------------|
| | | | 30  | Green Bay | 55  60 | 57  | Minnesota | 91  111 | 106  | East Carolina | 81  83 | |
| | | | | | | 92  | Toledo | 66  72 | 110 N | Delaware | 66 64 | |
| | | | | | | | | | 112  | Kent St. | 73 52 | |
| | | | | | | | | | 138  | Wright St. | 69  77 | |
| | | | | | | | | | 143  | George Mason | 54  55 | |
| | | | | | | | | | 161  | Milwaukee | 69  81 | |
| | | | | | | | | | 167  | Western Mich. | 65  75 | |
| | | | | | | | | | 192  | Cleveland St. | 66 54 | |
| | | | | | | | | | 201  | Oakland | 80 71 | |
| | | | | | | | | | 213  | CSUN | 67  76 | |
| | | | | | | | | | 234  | Bradley | 60  70 | |
| | | | | | | | | | 261  | Eastern Mich. | 77 64 | |
| | | | | | | | | | 272  | Northern Ky. | 55 53 | |
| | | | | | | | | | 272  | Northern Ky. | 57 49 | |
| | | | | | | | | | 310  | Youngstown St. | 80 63 | |
| | | | | | | | | | 317  | Ill.-Chicago | 98 76 | |
| | | | | | | | | | 322  | Valparaiso | 85 60 | |
| | | | | | | | | | 342  | Delaware St. | 90 71 | |
| LAST 12 Division I GAMES: | | | | | | | | | | | | |
| 272  | Northern Ky. | 55 53 | 30  | Green Bay | 55  60 | | | | | | | |
| 138  | Wright St. | 69  77 | 201  | Oakland | 80 71 | | | | | | | |
| 192  | Cleveland St. | 66 54 | 317  | Ill.-Chicago | 98 76 | | | | | | | |
| 310  | Youngstown St. | 80 63 | 322  | Valparaiso | 85 60 | | | | | | | |
| 272  | Northern Ky. | 57 49 | 92  | Toledo | 66  72 | | | | | | | |
| 161  | Milwaukee | 69  81 | 167  | Western Mich. | 65  75 | | | | | | | |

Non-Div I Games:

Detroit

Drake

Through Games Of Feb. 1, 2017

| | | | | | | | | | | |
|-------------------|----------|-----------|----------------|------------|-------------|---------------|------|------|-------|-----------|
| Average RPI Win: | 174 | WON-LOST | WINNING | LAST 10 | STRENGTH OF | OPP. STRENGTH | TEAM | ADJ. | CONF. | ADJ CONF. |
| Average RPI Loss: | 43 | RECORD | PCT. RANK | GAMES | SCHEDULE | OF SCHEDULE | RPI | RPI | RPI | RPI |
| DIV. I ONLY | 15- 4 | 25 | 10- 0 | 85 | 99 | 34 | 34 | 16 | 16 | |
| DIV. I NON-CONF. | 6- 4 | 126 | 2- 1 | 11 | 20 | 20 | 20 | 14 | 14 | |
| TOTALS | RPI 1-25 | RPI 26-50 | W-L RECORDS | RPI 51-100 | RPI 101-150 | RPI 150+ | | | | |
| 15- 4 | 0- 1 | 0- 2 | OVERALL | 4- 1 | 1- 0 | 10- 0 | | | | |
| 7- 0 | 0- 0 | 0- 0 | HOME | 3- 0 | 0- 0 | 4- 0 | | | | |
| 7- 3 | 0- 0 | 0- 2 | AWAY | 1- 1 | 1- 0 | 5- 0 | | | | |
| 1- 1 | 0- 1 | 0- 0 | NEUTRAL | 0- 0 | 0- 0 | 1- 0 | | | | |
| 6- 4 | 0- 1 | 0- 2 | NON-CONFERENCE | 3- 1 | 1- 0 | 2- 0 | | | | |
| 3- 0 | 0- 0 | 0- 0 | HOME | 3- 0 | 0- 0 | 0- 0 | | | | |
| 2- 3 | 0- 0 | 0- 2 | AWAY | 0- 1 | 1- 0 | 1- 0 | | | | |
| 1- 1 | 0- 1 | 0- 0 | NEUTRAL | 0- 0 | 0- 0 | 1- 0 | | | | |
| 9- 0 | 0- 0 | 0- 0 | CONFERENCE | 1- 0 | 0- 0 | 8- 0 | | | | |
| 4- 0 | 0- 0 | 0- 0 | HOME | 0- 0 | 0- 0 | 4- 0 | | | | |
| 5- 0 | 0- 0 | 0- 0 | AWAY | 1- 0 | 0- 0 | 4- 0 | | | | |
| 0- 0 | 0- 0 | 0- 0 | NEUTRAL | 0- 0 | 0- 0 | 0- 0 | | | | |

| RPI 1-25 | | | | RPI 26-50 | | | | Team's RPI: 34 | | RPI 51-100 | | | | RPI 101+ | | | |
|---------------------------|---|----------|-------|-----------|---|----------------|-------|----------------|--|------------|---|---------------|-------|----------|---|----------------|-------|
| RPI | S | Opponent | Score | RPI | S | Opponent | Score | | | RPI | S | Opponent | Score | RPI | S | Opponent | Score |
| 21 | N | Auburn | 80 85 | 28 | A | Creighton | 77 80 | | | 54 | H | Iowa | 81 76 | 148 | A | North Dakota | 99 91 |
| | | | | 30 | A | Green Bay | 48 71 | | | 58 | A | UNI | 88 79 | 159 | N | Eastern Wash. | 93 78 |
| | | | | | | | | | | 86 | H | Northern Ill. | 95 86 | 160 | A | Missouri St. | 90 64 |
| | | | | | | | | | | 94 | A | Iowa St. | 67 75 | 164 | A | Nebraska | 84 70 |
| | | | | | | | | | | 98 | H | Wyoming | 63 50 | 171 | A | Wichita St. | 83 78 |
| | | | | | | | | | | | | | | 187 | H | Indiana St. | 76 62 |
| | | | | | | | | | | | | | | 198 | H | Southern Ill. | 75 59 |
| | | | | | | | | | | | | | | 234 | A | Bradley | 93 60 |
| | | | | | | | | | | | | | | 279 | H | Evansville | 82 65 |
| | | | | | | | | | | | | | | 302 | H | Loyola Chicago | 89 46 |
| | | | | | | | | | | | | | | 314 | A | Illinois St. | 87 36 |
| LAST 12 Division I GAMES: | | | | | | | | | | | | | | | | | |
| | | | | 58 | A | UNI | 88 79 | | | 279 | H | Evansville | 82 65 | | | | |
| | | | | 187 | H | Indiana St. | 76 62 | | | 160 | A | Missouri St. | 90 64 | | | | |
| | | | | 302 | H | Loyola Chicago | 89 46 | | | 171 | A | Wichita St. | 83 78 | | | | |
| | | | | 314 | A | Illinois St. | 87 36 | | | 159 | N | Eastern Wash. | 93 78 | | | | |
| | | | | 234 | A | Bradley | 93 60 | | | 21 | N | Auburn | 80 85 | | | | |
| | | | | 198 | H | Southern Ill. | 75 59 | | | 54 | H | Iowa | 81 76 | | | | |

Non-Div I Games: Clarke 118 43

Drake

■ Loss,
 ■ Non-Conf,
 ■ S Site,
 ■ Home
 ■ A Away
 N Neutral

| | | | | | | | | | | |
|-------------------|--------------|-----------|----------------|------------|-------------|---------------|-----------|----------|----------|-----------|
| Average RPI Win: | 181 | WON-LOST | WINNING | LAST 10 | STRENGTH OF | OPP. STRENGTH | TEAM | ADJ. | CONF. | ADJ CONF. |
| Average RPI Loss: | 51 | RECORD | PCT. RANK | GAMES | SCHEDULE | OF SCHEDULE | RPI | RPI | RPI | RPI |
| DIV. I ONLY | 15- 5 | 39 | 7- 3 | 186 | 71 | 68 | 68 | 8 | 8 | |
| DIV. I NON-CONF. | 9- 2 | 37 | 3- 0 | 234 | 103 | 66 | 66 | 8 | 8 | |
| TOTALS | RPI 1-25 | RPI 26-50 | W-L RECORDS | RPI 51-100 | RPI 101-150 | RPI 150+ | | | | |
| 15- 5 | 0- 0 | 1- 4 | OVERALL | 2- 0 | 2- 1 | 10- 0 | | | | |
| 9- 1 | 0- 0 | 1- 1 | HOME | 1- 0 | 1- 0 | 6- 0 | | | | |
| 4- 4 | 0- 0 | 0- 3 | AWAY | 1- 0 | 0- 1 | 3- 0 | | | | |
| 2- 0 | 0- 0 | 0- 0 | NEUTRAL | 0- 0 | 1- 0 | 1- 0 | | | | |
| 9- 2 | 0- 0 | 1- 1 | NON-CONFERENCE | 2- 0 | 2- 1 | 4- 0 | | | | |
| 5- 0 | 0- 0 | 1- 0 | HOME | 1- 0 | 1- 0 | 2- 0 | | | | |
| 2- 2 | 0- 0 | 0- 1 | AWAY | 1- 0 | 0- 1 | 1- 0 | | | | |
| 2- 0 | 0- 0 | 0- 0 | NEUTRAL | 0- 0 | 1- 0 | 1- 0 | | | | |
| 6- 3 | 0- 0 | 0- 3 | CONFERENCE | 0- 0 | 0- 0 | 6- 0 | | | | |
| 4- 1 | 0- 0 | 0- 1 | HOME | 0- 0 | 0- 0 | 4- 0 | | | | |
| 2- 2 | 0- 0 | 0- 2 | AWAY | 0- 0 | 0- 0 | 2- 0 | | | | |
| 0- 0 | 0- 0 | 0- 0 | NEUTRAL | 0- 0 | 0- 0 | 0- 0 | | | | |

| RPI S | Opponent | Score | RPI S | Opponent | Score | RPI S | Opponent | Score | RPI S | Opponent | Score |
|---------------------------|-----------------|--------------|-------|-----------------|--------------|-------|----------------------|-------|-------|----------------------|--------------|
| 27 | A Elon | 65 75 | 27 | H Elon | 45 48 | 84 | A Cornell | 63 53 | 107 | A Vanderbilt | 63 73 |
| 36 | H Syracuse | 62 61 | 44 | A James Madison | 47 54 | 95 | H Penn St. | 83 60 | 134 | H Saint Joseph's | 60 49 |
| 48 | A Bucknell | 66 78 | | | | | | | 143 | N George Mason | 82 71 |
| Team's RPI: 68 | | | | | | | | | | | |
| LAST 12 Division I GAMES: | | | | | | | | | | | |
| 157 | H Northeastern | 74 51 | 157 | A Northeastern | 63 33 | 179 | H Hofstra | 65 43 | 157 | H Northeastern | 74 51 |
| 44 | A James Madison | 47 54 | 27 | H Elon | 45 48 | 194 | H Col. of Charleston | 70 57 | 179 | H Hofstra | 65 43 |
| 27 | A Elon | 65 75 | 155 | H Towson | 58 48 | 218 | H Niagara | 69 57 | 194 | H Col. of Charleston | 70 57 |
| 219 | A UNCW | 71 38 | 275 | N Massachusetts | 65 47 | 219 | A UNCW | 71 38 | 218 | H Niagara | 69 57 |
| | | | 143 | N George Mason | 82 71 | 275 | N Massachusetts | 65 47 | 219 | A UNCW | 71 38 |
| | | | 323 | A Lafayette | 81 39 | 323 | A Lafayette | 81 39 | 275 | N Massachusetts | 65 47 |
| | | | | | | 342 | H Delaware St. | 69 44 | 323 | A Lafayette | 81 39 |
| | | | | | | | | | 342 | H Delaware St. | 69 44 |

Non-Div I Games:

Drexel

■ Loss,
 ■ Non-Conf, S Site,
 ■ Home
 ■ Away
 N Neutral

| | | | | | | | | | | |
|-------------------|----------|-----------|----------------|------------|-------------|---------------|------|------|-------|-----------|
| Average RPI Win: | 121 | WON-LOST | WINNING | LAST 10 | STRENGTH OF | OPP. STRENGTH | TEAM | ADJ. | CONF. | ADJ CONF. |
| Average RPI Loss: | 39 | RECORD | PCT. RANK | GAMES | SCHEDULE | OF SCHEDULE | RPI | RPI | RPI | RPI |
| DIV. I ONLY | 18- 4 | 17 | 7- 3 | 30 | 7 | 11 | 11 | 3 | 3 | |
| DIV. I NON-CONF. | 12- 1 | 7 | 3- 0 | 112 | 32 | 12 | 12 | 4 | 4 | |
| TOTALS | RPI 1-25 | RPI 26-50 | W-L RECORDS | RPI 51-100 | RPI 101-150 | RPI 150+ | | | | |
| 18- 4 | 3- 2 | 3- 1 | OVERALL | 4- 0 | 2- 1 | 6- 0 | | | | |
| 12- 0 | 3- 0 | 3- 0 | HOME | 2- 0 | 2- 0 | 2- 0 | | | | |
| 6- 4 | 0- 2 | 0- 1 | AWAY | 2- 0 | 0- 1 | 4- 0 | | | | |
| 0- 0 | 0- 0 | 0- 0 | NEUTRAL | 0- 0 | 0- 0 | 0- 0 | | | | |
| 12- 1 | 2- 0 | 1- 0 | NON-CONFERENCE | 2- 0 | 2- 1 | 5- 0 | | | | |
| 8- 0 | 2- 0 | 1- 0 | HOME | 1- 0 | 2- 0 | 2- 0 | | | | |
| 4- 1 | 0- 0 | 0- 0 | AWAY | 1- 0 | 0- 1 | 3- 0 | | | | |
| 0- 0 | 0- 0 | 0- 0 | NEUTRAL | 0- 0 | 0- 0 | 0- 0 | | | | |
| 6- 3 | 1- 2 | 2- 1 | CONFERENCE | 2- 0 | 0- 0 | 1- 0 | | | | |
| 4- 0 | 1- 0 | 2- 0 | HOME | 1- 0 | 0- 0 | 0- 0 | | | | |
| 2- 3 | 0- 2 | 0- 1 | AWAY | 1- 0 | 0- 0 | 1- 0 | | | | |
| 0- 0 | 0- 0 | 0- 0 | NEUTRAL | 0- 0 | 0- 0 | 0- 0 | | | | |

| RPI 1-25 | | | | Team's RPI: 11 | | | | RPI 26-50 | | | | RPI 51-100 | | | | RPI 101+ | | | |
|---------------------------|---|--------------------|-------|----------------|-----|---|--------------------|-----------|----|-----|---|----------------|-------|----|-----|----------|----------------|-------|----|
| RPI | S | Opponent | Score | | RPI | S | Opponent | Score | | RPI | S | Opponent | Score | | RPI | S | Opponent | Score | |
| 2 | A | Notre Dame | 58 | 62 | 27 | H | Elon | 68 | 61 | 53 | A | Georgia Tech | 75 | 68 | 107 | A | Vanderbilt | 73 | 77 |
| 3 | H | South Carolina | 74 | 63 | 39 | A | North Carolina St. | 52 | 55 | 63 | H | Villanova | 68 | 50 | 131 | H | Old Dominion | 92 | 64 |
| 6 | A | Florida St. | 45 | 69 | 41 | H | Virginia Tech | 84 | 59 | 73 | H | North Carolina | 70 | 58 | 150 | H | Penn | 68 | 55 |
| 13 | H | Louisville | 58 | 55 | 49 | H | Wake Forest | 71 | 43 | 82 | A | Long Beach St. | 83 | 46 | 165 | A | Boston College | 67 | 44 |
| 15 | H | Kentucky | 69 | 54 | | | | | | | | | | | 182 | A | Rutgers | 68 | 32 |
| | | | | | | | | | | | | | | | 214 | H | Grand Canyon | 90 | 47 |
| | | | | | | | | | | | | | | | 277 | A | Liberty | 98 | 38 |
| | | | | | | | | | | | | | | | 312 | A | Pepperdine | 99 | 65 |
| | | | | | | | | | | | | | | | 335 | H | Longwood | 105 | 48 |
| LAST 12 Division I GAMES: | | | | | | | | | | | | | | | | | | | |
| 49 | H | Wake Forest | 71 | 43 | 6 | A | Florida St. | 45 | 69 | 53 | A | Georgia Tech | 75 | 68 | | | | | |
| 2 | A | Notre Dame | 58 | 62 | 13 | H | Louisville | 58 | 55 | 15 | H | Kentucky | 69 | 54 | | | | | |
| 165 | A | Boston College | 67 | 44 | 63 | H | Villanova | 68 | 50 | 27 | H | Elon | 68 | 61 | | | | | |
| 41 | H | Virginia Tech | 84 | 59 | | | | | | | | | | | | | | | |
| 39 | A | North Carolina St. | 52 | 55 | | | | | | | | | | | | | | | |
| 73 | H | North Carolina | 70 | 58 | | | | | | | | | | | | | | | |

Non-Div I Games:

Duke

| | | | | | | | | | |
|------------------------------|---------------|------------|----------------|-------------|---------------|------------|------------|-----------|-----------|
| Average RPI Win: 197 | WON-LOST | WINNING | LAST 10 | STRENGTH OF | OPP. STRENGTH | TEAM | ADJ. | CONF. | ADJ CONF. |
| Average RPI Loss: 101 | RECORD | PCT. RANK | GAMES | SCHEDULE | OF SCHEDULE | RPI | RPI | RPI | RPI |
| DIV. I ONLY | 12- 12 | 166 | 2- 3 | 76 | 134 | 120 | 120 | 12 | 12 |
| DIV. I NON-CONF. | 7- 6 | 157 | 0- 1 | 54 | 127 | 95 | 95 | 13 | 13 |
| TOTALS | RPI 1-25 | RPI 26-50 | W-L RECORDS | RPI 51-100 | RPI 101-150 | RPI 150+ | | | |
| 12- 12 | 0- 1 | 0- 1 | OVERALL | 2- 6 | 2- 2 | 8- 2 | | | |
| 6- 5 | 0- 1 | 0- 0 | HOME | 0- 4 | 2- 0 | 4- 0 | | | |
| 5- 7 | 0- 0 | 0- 1 | AWAY | 2- 2 | 0- 2 | 3- 2 | | | |
| 1- 0 | 0- 0 | 0- 0 | NEUTRAL | 0- 0 | 0- 0 | 1- 0 | | | |
| 7- 6 | 0- 1 | 0- 1 | NON-CONFERENCE | 1- 4 | 1- 0 | 5- 0 | | | |
| 3- 3 | 0- 1 | 0- 0 | HOME | 0- 2 | 1- 0 | 2- 0 | | | |
| 3- 3 | 0- 0 | 0- 1 | AWAY | 1- 2 | 0- 0 | 2- 0 | | | |
| 1- 0 | 0- 0 | 0- 0 | NEUTRAL | 0- 0 | 0- 0 | 1- 0 | | | |
| 5- 6 | 0- 0 | 0- 0 | CONFERENCE | 1- 2 | 1- 2 | 3- 2 | | | |
| 3- 2 | 0- 0 | 0- 0 | HOME | 0- 2 | 1- 0 | 2- 0 | | | |
| 2- 4 | 0- 0 | 0- 0 | AWAY | 1- 0 | 0- 2 | 1- 2 | | | |
| 0- 0 | 0- 0 | 0- 0 | NEUTRAL | 0- 0 | 0- 0 | 0- 0 | | | |

| RPI | S | Opponent | Score | RPI | S | Opponent | Score | RPI | S | Opponent | Score | RPI | S | Opponent | Score | Team's RPI: 120 |
|---------------------------|---|-------------------|--------------|-----|---|-------------------|--------------|-----|---|-------------------|--------------|-----|---|-----------------|--------------|-----------------|
| 18 | H | Maryland | 57 77 | 29 | A | Ohio St. | 69 89 | 56 | A | California | 66 86 | 111 | H | Saint Louis | 94 65 | |
| | | | | | | | | 62 | A | Ohio | 46 64 | 122 | A | Fordham | 51 64 | |
| | | | | | | | | 70 | A | George Washington | 73 63 | 126 | H | Pittsburgh | 63 54 | |
| | | | | | | | | 70 | H | George Washington | 40 75 | 134 | A | Saint Joseph's | 58 60 | |
| | | | | | | | | 72 | H | Buffalo | 69 71 | 154 | A | Iona | 61 58 | |
| | | | | | | | | 74 | H | Dayton | 64 75 | 158 | A | La Salle | 76 68 | |
| | | | | | | | | 78 | H | Charlotte | 63 77 | 188 | A | Akron | 67 57 | |
| | | | | | | | | 87 | A | St. John's (NY) | 71 65 | 225 | A | St. Bonaventure | 56 69 | |
| | | | | | | | | | | | | 246 | H | Richmond | 73 61 | |
| | | | | | | | | | | | | 275 | A | Massachusetts | 67 75 | |
| | | | | | | | | | | | | 292 | H | Davidson | 73 51 | |
| | | | | | | | | | | | | 303 | N | Western Caro. | 65 50 | |
| | | | | | | | | | | | | 308 | H | Lehigh | 63 49 | |
| | | | | | | | | | | | | 323 | H | Lafayette | 67 52 | |
| LAST 12 Division I GAMES: | | | | | | | | | | | | | | | | |
| 56 | A | California | 66 86 | 275 | A | Massachusetts | 67 75 | | | | | | | | | |
| 134 | A | Saint Joseph's | 58 60 | 74 | H | Dayton | 64 75 | | | | | | | | | |
| 70 | A | George Washington | 73 63 | 292 | H | Davidson | 73 51 | | | | | | | | | |
| 246 | H | Richmond | 73 61 | 158 | A | La Salle | 76 68 | | | | | | | | | |
| 225 | A | St. Bonaventure | 56 69 | 70 | H | George Washington | 40 75 | | | | | | | | | |
| 111 | H | Saint Louis | 94 65 | 126 | H | Pittsburgh | 63 54 | | | | | | | | | |

Non-Div I Games:

Duquesne

| | | | | | | | | | | |
|-------------------|----------|-----------|----------------|------------|-------------|---------------|------|------|-------|-----------|
| Average RPI Win: | 250 | WON-LOST | WINNING | LAST 10 | STRENGTH OF | OPP. STRENGTH | TEAM | ADJ. | CONF. | ADJ CONF. |
| Average RPI Loss: | 134 | RECORD | PCT. RANK | GAMES | SCHEDULE | OF SCHEDULE | RPI | RPI | RPI | RPI |
| DIV. I ONLY | 13- 9 | 130 | 7- 3 | 285 | 155 | 178 | 178 | 18 | 18 | |
| DIV. I NON-CONF. | 8- 7 | 164 | 3- 2 | 309 | 109 | 228 | 228 | 22 | 22 | |
| TOTALS | RPI 1-25 | RPI 26-50 | W-L RECORDS | RPI 51-100 | RPI 101-150 | RPI 150+ | | | | |
| 13- 9 | 0- 1 | 0- 1 | OVERALL | 0- 0 | 1- 4 | 12- 3 | | | | |
| 6- 4 | 0- 1 | 0- 1 | HOME | 0- 0 | 1- 1 | 5- 1 | | | | |
| 6- 4 | 0- 0 | 0- 0 | AWAY | 0- 0 | 0- 2 | 6- 2 | | | | |
| 1- 1 | 0- 0 | 0- 0 | NEUTRAL | 0- 0 | 0- 1 | 1- 0 | | | | |
| 8- 7 | 0- 1 | 0- 1 | NON-CONFERENCE | 0- 0 | 1- 2 | 7- 3 | | | | |
| 4- 4 | 0- 1 | 0- 1 | HOME | 0- 0 | 1- 1 | 3- 1 | | | | |
| 3- 2 | 0- 0 | 0- 0 | AWAY | 0- 0 | 0- 0 | 3- 2 | | | | |
| 1- 1 | 0- 0 | 0- 0 | NEUTRAL | 0- 0 | 0- 1 | 1- 0 | | | | |
| 5- 2 | 0- 0 | 0- 0 | CONFERENCE | 0- 0 | 0- 2 | 5- 0 | | | | |
| 2- 0 | 0- 0 | 0- 0 | HOME | 0- 0 | 0- 0 | 2- 0 | | | | |
| 3- 2 | 0- 0 | 0- 0 | AWAY | 0- 0 | 0- 2 | 3- 0 | | | | |
| 0- 0 | 0- 0 | 0- 0 | NEUTRAL | 0- 0 | 0- 0 | 0- 0 | | | | |

| RPI 1-25 | | | | RPI 26-50 | | | | RPI 51-100 | | | | RPI 101+ Team's RPI: 178 | | | |
|---------------------------|---|---------------|-------|-----------|---|----------------|-------|------------|---|----------|-------|--------------------------|---|-----------------|-------|
| RPI | S | Opponent | Score | RPI | S | Opponent | Score | RPI | S | Opponent | Score | RPI | S | Opponent | Score |
| 14 | H | Tennessee | 58 83 | 27 | H | Elon | 51 79 | | | | | 102 | A | Chattanooga | 45 60 |
| | | | | | | | | | | | | 107 | H | Vanderbilt | 72 80 |
| | | | | | | | | | | | | 118 | A | Mercer | 55 72 |
| | | | | | | | | | | | | 119 | N | Maine | 48 61 |
| | | | | | | | | | | | | 131 | H | Old Dominion | 70 60 |
| | | | | | | | | | | | | 190 | H | Appalachian St. | 68 71 |
| | | | | | | | | | | | | 224 | A | Butler | 68 59 |
| | | | | | | | | | | | | 226 | A | Samford | 69 57 |
| | | | | | | | | | | | | 227 | A | Wofford | 77 69 |
| | | | | | | | | | | | | 228 | A | Campbell | 56 55 |
| | | | | | | | | | | | | 236 | A | Furman | 74 64 |
| | | | | | | | | | | | | 252 | H | Murray St. | 79 60 |
| | | | | | | | | | | | | 253 | H | UNCG | 60 52 |
| | | | | | | | | | | | | 258 | A | Austin Peay | 74 77 |
| | | | | | | | | | | | | 262 | A | Tennessee Tech | 82 76 |
| | | | | | | | | | | | | 272 | A | Northern Ky. | 56 62 |
| | | | | | | | | | | | | 292 | H | Davidson | 76 56 |
| | | | | | | | | | | | | 295 | N | Coppin St. | 70 58 |
| | | | | | | | | | | | | 303 | H | Western Caro. | 76 57 |
| | | | | | | | | | | | | 326 | H | Winthrop | 62 45 |
| LAST 12 Division I GAMES: | | | | | | | | | | | | | | | |
| 227 | A | Wofford | 77 69 | 118 | A | Mercer | 55 72 | | | | | | | | |
| 236 | A | Furman | 74 64 | 131 | H | Old Dominion | 70 60 | | | | | | | | |
| 303 | H | Western Caro. | 76 57 | 295 | N | Coppin St. | 70 58 | | | | | | | | |
| 253 | H | UNCG | 60 52 | 119 | N | Maine | 48 61 | | | | | | | | |
| 102 | A | Chattanooga | 45 60 | 27 | H | Elon | 51 79 | | | | | | | | |
| 226 | A | Samford | 69 57 | 262 | A | Tennessee Tech | 82 76 | | | | | | | | |

Non-Div I Games:

ETSU

■ Loss,
 ■ Non-Conf,
 S Site,
 ■ Home
 ■ Away
 N Neutral

East Carolina

Through Games Of Feb. 1, 2017

| Average RPI Win: | 201 | WON-LOST | WINNING | LAST 10 | STRENGTH OF | OPP. STRENGTH | TEAM | ADJ. | CONF. | ADJ CONF. |
|-------------------|----------|-----------|----------------|------------|-------------|---------------|------|------|-------|-----------|
| Average RPI Loss: | 66 | RECORD | PCT. RANK | GAMES | SCHEDULE | OF SCHEDULE | RPI | RPI | RPI | RPI |
| DIV. I ONLY | 9- 12 | 214 | 1- 9 | 23 | 89 | 106 | 106 | 5 | 5 | |
| DIV. I NON-CONF. | 8- 4 | 97 | 2- 1 | 87 | 265 | 89 | 89 | 5 | 5 | |
| TOTALS | RPI 1-25 | RPI 26-50 | W-L RECORDS | RPI 51-100 | RPI 101-150 | RPI 150+ | | | | |
| 9- 12 | 0- 4 | 0- 3 | OVERALL | 0- 1 | 2- 3 | 7- 1 | | | | |
| 6- 4 | 0- 2 | 0- 1 | HOME | 0- 0 | 1- 1 | 5- 0 | | | | |
| 1- 7 | 0- 2 | 0- 1 | AWAY | 0- 1 | 0- 2 | 1- 1 | | | | |
| 2- 1 | 0- 0 | 0- 1 | NEUTRAL | 0- 0 | 1- 0 | 1- 0 | | | | |
| 8- 4 | 0- 1 | 0- 1 | NON-CONFERENCE | 0- 1 | 1- 1 | 7- 0 | | | | |
| 5- 1 | 0- 1 | 0- 0 | HOME | 0- 0 | 0- 0 | 5- 0 | | | | |
| 1- 2 | 0- 0 | 0- 0 | AWAY | 0- 1 | 0- 1 | 1- 0 | | | | |
| 2- 1 | 0- 0 | 0- 1 | NEUTRAL | 0- 0 | 1- 0 | 1- 0 | | | | |
| 1- 8 | 0- 3 | 0- 2 | CONFERENCE | 0- 0 | 1- 2 | 0- 1 | | | | |
| 1- 3 | 0- 1 | 0- 1 | HOME | 0- 0 | 1- 1 | 0- 0 | | | | |
| 0- 5 | 0- 2 | 0- 1 | AWAY | 0- 0 | 0- 1 | 0- 1 | | | | |
| 0- 0 | 0- 0 | 0- 0 | NEUTRAL | 0- 0 | 0- 0 | 0- 0 | | | | |

| RPI S Opponent Score | RPI S Opponent Score | RPI S Opponent Score | RPI S Opponent Score |
|---------------------------|----------------------------|----------------------|----------------------------|
| 1 A UConn 45 90 | 33 A Temple 47 78 | 78 A Charlotte 64 79 | 108 H SMU 58 57 |
| 1 H UConn 44 91 | 35 H Tulane 45 61 | | 127 A William & Mary 72 82 |
| 21 H Auburn 52 61 | 50 N West Virginia 47 79 | | 128 N Ball St. 82 69 |
| 23 A South Fla. 48 79 | | | 135 H UCF 42 54 |
| | | | 137 A Tulsa 92 100 |
| | | | 156 A Cincinnati 64 74 |
| | | | 174 H Detroit 83 81 |
| | | | 219 H UNCW 75 65 |
| | | | 222 H Southern U. 62 55 |
| | | | 232 H UMES 66 58 |
| | | | 240 N Marist 70 68 |
| | | | 242 H Presbyterian 54 46 |
| | | | 246 A Richmond 71 60 |
| LAST 12 Division I GAMES: | | | |
| 137 A Tulsa 92 100 | 108 H SMU 58 57 | | |
| 1 H UConn 44 91 | 1 A UConn 45 90 | | |
| 156 A Cincinnati 64 74 | 35 H Tulane 45 61 | | |
| 135 H UCF 42 54 | 127 A William & Mary 72 82 | | |
| 23 A South Fla. 48 79 | 222 H Southern U. 62 55 | | |
| 33 A Temple 47 78 | 246 A Richmond 71 60 | | |

Non-Div I Games: Greensboro 107 40

East Carolina

Loss, Non-Conf, S Site, H Home A Away N Neutral

| | | | | | | | | | | |
|-------------------|----------|-----------|----------------|------------|-------------|---------------|------|------|-------|-----------|
| Average RPI Win: | 290 | WON-LOST | WINNING | LAST 10 | STRENGTH OF | OPP. STRENGTH | TEAM | ADJ. | CONF. | ADJ CONF. |
| Average RPI Loss: | 208 | RECORD | PCT. RANK | GAMES | SCHEDULE | OF SCHEDULE | RPI | RPI | RPI | RPI |
| DIV. I ONLY | 5- 15 | 296 | 3- 7 | 242 | 343 | 309 | 309 | 26 | 26 | |
| DIV. I NON-CONF. | 2- 8 | 288 | 0- 2 | 245 | 346 | 302 | 302 | 27 | 27 | |
| TOTALS | RPI 1-25 | RPI 26-50 | W-L RECORDS | RPI 51-100 | RPI 101-150 | RPI 150+ | | | | |
| 5- 15 | 0- 0 | 0- 0 | OVERALL | 0- 2 | 0- 1 | 5- 12 | | | | |
| 2- 6 | 0- 0 | 0- 0 | HOME | 0- 1 | 0- 1 | 2- 4 | | | | |
| 3- 9 | 0- 0 | 0- 0 | AWAY | 0- 1 | 0- 0 | 3- 8 | | | | |
| 0- 0 | 0- 0 | 0- 0 | NEUTRAL | 0- 0 | 0- 0 | 0- 0 | | | | |
| 2- 8 | 0- 0 | 0- 0 | NON-CONFERENCE | 0- 1 | 0- 1 | 2- 6 | | | | |
| 0- 3 | 0- 0 | 0- 0 | HOME | 0- 0 | 0- 1 | 0- 2 | | | | |
| 2- 5 | 0- 0 | 0- 0 | AWAY | 0- 1 | 0- 0 | 2- 4 | | | | |
| 0- 0 | 0- 0 | 0- 0 | NEUTRAL | 0- 0 | 0- 0 | 0- 0 | | | | |
| 3- 7 | 0- 0 | 0- 0 | CONFERENCE | 0- 1 | 0- 0 | 3- 6 | | | | |
| 2- 3 | 0- 0 | 0- 0 | HOME | 0- 1 | 0- 0 | 2- 2 | | | | |
| 1- 4 | 0- 0 | 0- 0 | AWAY | 0- 0 | 0- 0 | 1- 4 | | | | |
| 0- 0 | 0- 0 | 0- 0 | NEUTRAL | 0- 0 | 0- 0 | 0- 0 | | | | |

| RPI S | Opponent | Score | RPI S | Opponent | Score | RPI S | Opponent | Score | RPI S | Opponent | Score | Team's RPI: 309 |
|---------------------------|----------|-------|-------|---------------------|-------|-------|----------------|--------------------|-------|---------------------|-------|-----------------|
| | | | | | | 81 | H Belmont | 58 77 | 138 | H Wright St. | 61 71 | |
| | | | | | | 96 | A Western Ill. | 62 83 | 156 | A Cincinnati | 64 78 | |
| | | | | | | | | | 162 | A Stetson | 55 72 | |
| | | | | | | | | | 187 | H Indiana St. | 61 88 | |
| | | | | | | | | | 192 | H Cleveland St. | 56 66 | |
| | | | | | | | | | 200 | A Morehead St. | 62 66 | |
| | | | | | | | | | 211 | H SIUE | 59 75 | |
| | | | | | | | | | 238 | A Tennessee St. | 58 69 | |
| | | | | | | | | | 252 | A Murray St. | 74 92 | |
| | | | | | | | | | 258 | H Austin Peay | 59 69 | |
| | | | | | | | | | 268 | H Jacksonville St. | 71 67 | |
| | | | | | | | | | 270 | H UT Martin | 80 70 | |
| | | | | | | | | | 279 | A Evansville | 73 63 | |
| | | | | | | | | | 286 | A Southeast Mo. St. | 71 62 | |
| | | | | | | | | | 313 | A Eastern Ky. | 85 88 | |
| | | | | | | | | | 314 | A Illinois St. | 49 60 | |
| | | | | | | | | | 322 | A Valparaiso | 68 73 | |
| | | | | | | | | | 345 | A Florida A&M | 66 50 | |
| LAST 12 Division I GAMES: | | | | | | | | | | | | |
| | | | 238 | A Tennessee St. | 58 69 | | 313 | A Eastern Ky. | 85 88 | | | |
| | | | 211 | H SIUE | 59 75 | | 200 | A Morehead St. | 62 66 | | | |
| | | | 286 | A Southeast Mo. St. | 71 62 | | 268 | H Jacksonville St. | 71 67 | | | |
| | | | 270 | H UT Martin | 80 70 | | 81 | H Belmont | 58 77 | | | |
| | | | 258 | H Austin Peay | 59 69 | | 156 | A Cincinnati | 64 78 | | | |
| | | | 252 | A Murray St. | 74 92 | | 96 | A Western Ill. | 62 83 | | | |

Non-Div I Games: Ill.-Springfield 74 60 Millikin 97 54

Eastern Ill.

Loss, Non-Conf, S Site, H Home A Away N Neutral

| | | | | | | | | | | |
|-------------------|----------|-----------|----------------|------------|-------------|---------------|------|------|-------|-----------|
| Average RPI Win: | 272 | WON-LOST | WINNING | LAST 10 | STRENGTH OF | OPP. STRENGTH | TEAM | ADJ. | CONF. | ADJ CONF. |
| Average RPI Loss: | 193 | RECORD | PCT. RANK | GAMES | SCHEDULE | OF SCHEDULE | RPI | RPI | RPI | RPI |
| DIV. I ONLY | 7- 14 | 261 | 5- 5 | 295 | 307 | 313 | 313 | 26 | 26 | |
| DIV. I NON-CONF. | 2- 10 | 305 | 0- 3 | 316 | 291 | 343 | 343 | 27 | 27 | |
| TOTALS | RPI 1-25 | RPI 26-50 | W-L RECORDS | RPI 51-100 | RPI 101-150 | RPI 150+ | | | | |
| 7- 14 | 0- 0 | 0- 0 | OVERALL | 0- 2 | 0- 3 | 7- 9 | | | | |
| 5- 4 | 0- 0 | 0- 0 | HOME | 0- 1 | 0- 0 | 5- 3 | | | | |
| 1- 7 | 0- 0 | 0- 0 | AWAY | 0- 1 | 0- 3 | 1- 3 | | | | |
| 1- 3 | 0- 0 | 0- 0 | NEUTRAL | 0- 0 | 0- 0 | 1- 3 | | | | |
| 2- 10 | 0- 0 | 0- 0 | NON-CONFERENCE | 0- 1 | 0- 3 | 2- 6 | | | | |
| 1- 3 | 0- 0 | 0- 0 | HOME | 0- 1 | 0- 0 | 1- 2 | | | | |
| 0- 4 | 0- 0 | 0- 0 | AWAY | 0- 0 | 0- 3 | 0- 1 | | | | |
| 1- 3 | 0- 0 | 0- 0 | NEUTRAL | 0- 0 | 0- 0 | 1- 3 | | | | |
| 5- 4 | 0- 0 | 0- 0 | CONFERENCE | 0- 1 | 0- 0 | 5- 3 | | | | |
| 4- 1 | 0- 0 | 0- 0 | HOME | 0- 0 | 0- 0 | 4- 1 | | | | |
| 1- 3 | 0- 0 | 0- 0 | AWAY | 0- 1 | 0- 0 | 1- 2 | | | | |
| 0- 0 | 0- 0 | 0- 0 | NEUTRAL | 0- 0 | 0- 0 | 0- 0 | | | | |

| RPI 1-25 | | | | RPI 26-50 | | | | RPI 51-100 | | | | RPI 101+ Team's RPI: 313 | | | | | |
|---------------------------|---|------------------|-------|-----------|-----|----------|-------------------|------------|----|-------------|-------|--------------------------|-----|----------|-------------------|----|----|
| RPI | S | Opponent | Score | RPI | S | Opponent | Score | RPI | S | Opponent | Score | RPI | S | Opponent | Score | | |
| | | | | | | | | 81 | A | Belmont | 58 | 74 | 111 | A | Saint Louis | 51 | 78 |
| | | | | | | | | 91 | H | Western Ky. | 63 | 90 | 112 | A | Kent St. | 67 | 80 |
| | | | | | | | | | | | | | 138 | A | Wright St. | 73 | 85 |
| | | | | | | | | | | | | | 167 | N | Western Mich. | 59 | 74 |
| | | | | | | | | | | | | | 188 | H | Akron | 57 | 63 |
| | | | | | | | | | | | | | 200 | A | Morehead St. | 54 | 80 |
| | | | | | | | | | | | | | 211 | H | SIUE | 75 | 63 |
| | | | | | | | | | | | | | 216 | N | Miami (OH) | 54 | 65 |
| | | | | | | | | | | | | | 238 | H | Tennessee St. | 66 | 62 |
| | | | | | | | | | | | | | 253 | A | UNCG | 66 | 81 |
| | | | | | | | | | | | | | 255 | H | Bowling Green | 57 | 55 |
| | | | | | | | | | | | | | 258 | H | Austin Peay | 80 | 71 |
| | | | | | | | | | | | | | 262 | A | Tennessee Tech | 51 | 53 |
| | | | | | | | | | | | | | 268 | H | Jacksonville St. | 49 | 54 |
| | | | | | | | | | | | | | 286 | A | Southeast Mo. St. | 74 | 63 |
| | | | | | | | | | | | | | 303 | H | Western Caro. | 61 | 72 |
| | | | | | | | | | | | | | 309 | H | Eastern Ill. | 88 | 85 |
| | | | | | | | | | | | | | 318 | N | Fort Wayne | 59 | 68 |
| | | | | | | | | | | | | | 348 | N | Morgan St. | 66 | 58 |
| LAST 12 Division I GAMES: | | | | | | | | | | | | | | | | | |
| 258 | H | Austin Peay | 80 | 71 | 309 | H | Eastern Ill. | 88 | 85 | | | | | | | | |
| 262 | A | Tennessee Tech | 51 | 53 | 211 | H | SIUE | 75 | 63 | | | | | | | | |
| 268 | H | Jacksonville St. | 49 | 54 | 286 | A | Southeast Mo. St. | 74 | 63 | | | | | | | | |
| 200 | A | Morehead St. | 54 | 80 | 253 | A | UNCG | 66 | 81 | | | | | | | | |
| 238 | H | Tennessee St. | 66 | 62 | 318 | N | Fort Wayne | 59 | 68 | | | | | | | | |
| 81 | A | Belmont | 58 | 74 | 216 | N | Miami (OH) | 54 | 65 | | | | | | | | |

Non-Div I Games: Ohio Valley 88 30

Eastern Ky.

■ Loss,
 ■ Non-Conf,
 ■ S Site,
 ■ H Home
 ■ A Away
 N Neutral

| | | | | | | | | | | |
|-------------------|----------|-----------|----------------|------------|-------------|---------------|------|------|-------|-----------|
| Average RPI Win: | 280 | WON-LOST | WINNING | LAST 10 | STRENGTH OF | OPP. STRENGTH | TEAM | ADJ. | CONF. | ADJ CONF. |
| Average RPI Loss: | 129 | RECORD | PCT. RANK | GAMES | SCHEDULE | OF SCHEDULE | RPI | RPI | RPI | RPI |
| DIV. I ONLY | 5- 15 | 296 | 2- 8 | 136 | 221 | 261 | 261 | 10 | 10 | |
| DIV. I NON-CONF. | 4- 7 | 224 | 1- 2 | 172 | 293 | 233 | 233 | 11 | 11 | |
| TOTALS | RPI 1-25 | RPI 26-50 | W-L RECORDS | RPI 51-100 | RPI 101-150 | RPI 150+ | | | | |
| 5- 15 | 0- 0 | 0- 2 | OVERALL | 0- 5 | 0- 2 | 5- 6 | | | | |
| 3- 5 | 0- 0 | 0- 0 | HOME | 0- 1 | 0- 1 | 3- 3 | | | | |
| 1- 8 | 0- 0 | 0- 1 | AWAY | 0- 3 | 0- 1 | 1- 3 | | | | |
| 1- 2 | 0- 0 | 0- 1 | NEUTRAL | 0- 1 | 0- 0 | 1- 0 | | | | |
| 4- 7 | 0- 0 | 0- 2 | NON-CONFERENCE | 0- 2 | 0- 0 | 4- 3 | | | | |
| 2- 2 | 0- 0 | 0- 0 | HOME | 0- 0 | 0- 0 | 2- 2 | | | | |
| 1- 3 | 0- 0 | 0- 1 | AWAY | 0- 1 | 0- 0 | 1- 1 | | | | |
| 1- 2 | 0- 0 | 0- 1 | NEUTRAL | 0- 1 | 0- 0 | 1- 0 | | | | |
| 1- 8 | 0- 0 | 0- 0 | CONFERENCE | 0- 3 | 0- 2 | 1- 3 | | | | |
| 1- 3 | 0- 0 | 0- 0 | HOME | 0- 1 | 0- 1 | 1- 1 | | | | |
| 0- 5 | 0- 0 | 0- 0 | AWAY | 0- 2 | 0- 1 | 0- 2 | | | | |
| 0- 0 | 0- 0 | 0- 0 | NEUTRAL | 0- 0 | 0- 0 | 0- 0 | | | | |

| RPI 1-25 | | | RPI 26-50 | | | RPI 51-100 | | | RPI 101+ | | | Team's RPI: 261 |
|---------------------------|---|---------------|-----------|-----|---|---------------|-------|-----|----------|----------------|-------|-----------------------------|
| RPI | S | Opponent | Score | RPI | S | Opponent | Score | RPI | S | Opponent | Score | |
| | | | | 35 | N | Tulane | 50 62 | 62 | A | Ohio | 51 68 | 112 H Kent St. 67 86 |
| | | | | 49 | A | Wake Forest | 61 89 | 86 | A | Northern Ill. | 73 85 | 128 A Ball St. 49 78 |
| | | | | | | | | 92 | H | Toledo | 49 66 | 167 H Western Mich. 67 76 |
| | | | | | | | | 93 | A | Purdue | 50 77 | 174 H Detroit 64 77 |
| | | | | | | | | 99 | N | Northern Colo. | 57 58 | 188 A Akron 62 80 |
| | | | | | | | | | | | | 200 A Morehead St. 73 78 |
| | | | | | | | | | | | | 216 A Miami (OH) 61 72 |
| | | | | | | | | | | | | 225 H St. Bonaventure 75 56 |
| | | | | | | | | | | | | 237 H Monmouth 68 75 |
| | | | | | | | | | | | | 255 H Bowling Green 81 74 |
| | | | | | | | | | | | | 263 N Georgia St. 69 59 |
| | | | | | | | | | | | | 319 H Air Force 65 44 |
| | | | | | | | | | | | | 336 A Incarnate Word 66 47 |
| LAST 12 Division I GAMES: | | | | | | | | | | | | |
| 188 | A | Akron | 62 80 | 112 | H | Kent St. | 67 86 | | | | | |
| 255 | H | Bowling Green | 81 74 | 92 | H | Toledo | 49 66 | | | | | |
| 62 | A | Ohio | 51 68 | 86 | A | Northern Ill. | 73 85 | | | | | |
| 128 | A | Ball St. | 49 78 | 319 | H | Air Force | 65 44 | | | | | |
| 167 | H | Western Mich. | 67 76 | 93 | A | Purdue | 50 77 | | | | | |
| 216 | A | Miami (OH) | 61 72 | 237 | H | Monmouth | 68 75 | | | | | |

Non-Div I Games: Ferris St. 68 50

Eastern Mich.

■ Loss,
■ Non-Conf,
■ S Site,
■ H Home
■ A Away
N Neutral

| | | | | | | | | | | |
|-------------------|----------|-----------|----------------|------------|-------------|---------------|------|------|-------|-----------|
| Average RPI Win: | 266 | WON-LOST | WINNING | LAST 10 | STRENGTH OF | OPP. STRENGTH | TEAM | ADJ. | CONF. | ADJ CONF. |
| Average RPI Loss: | 76 | RECORD | PCT. RANK | GAMES | SCHEDULE | OF SCHEDULE | RPI | RPI | RPI | RPI |
| DIV. I ONLY | 10- 9 | 151 | 6- 4 | 196 | 170 | 159 | 159 | 20 | 20 | |
| DIV. I NON-CONF. | 4- 6 | 209 | 0- 3 | 53 | 150 | 122 | 122 | 19 | 19 | |
| TOTALS | RPI 1-25 | RPI 26-50 | W-L RECORDS | RPI 51-100 | RPI 101-150 | RPI 150+ | | | | |
| 10- 9 | 0- 1 | 0- 3 | OVERALL | 0- 4 | 0- 0 | 10- 1 | | | | |
| 5- 2 | 0- 0 | 0- 0 | HOME | 0- 2 | 0- 0 | 5- 0 | | | | |
| 4- 5 | 0- 1 | 0- 1 | AWAY | 0- 2 | 0- 0 | 4- 1 | | | | |
| 1- 2 | 0- 0 | 0- 2 | NEUTRAL | 0- 0 | 0- 0 | 1- 0 | | | | |
| 4- 6 | 0- 1 | 0- 3 | NON-CONFERENCE | 0- 2 | 0- 0 | 4- 0 | | | | |
| 1- 1 | 0- 0 | 0- 0 | HOME | 0- 1 | 0- 0 | 1- 0 | | | | |
| 2- 3 | 0- 1 | 0- 1 | AWAY | 0- 1 | 0- 0 | 2- 0 | | | | |
| 1- 2 | 0- 0 | 0- 2 | NEUTRAL | 0- 0 | 0- 0 | 1- 0 | | | | |
| 6- 3 | 0- 0 | 0- 0 | CONFERENCE | 0- 2 | 0- 0 | 6- 1 | | | | |
| 4- 1 | 0- 0 | 0- 0 | HOME | 0- 1 | 0- 0 | 4- 0 | | | | |
| 2- 2 | 0- 0 | 0- 0 | AWAY | 0- 1 | 0- 0 | 2- 1 | | | | |
| 0- 0 | 0- 0 | 0- 0 | NEUTRAL | 0- 0 | 0- 0 | 0- 0 | | | | |

| RPI 1-25 | | | | RPI 26-50 | | | | RPI 51-100 | | | | RPI 101+ Team's RPI: 159 | | | |
|---------------------------|---|------------|--------|-----------|---|----------------|-------|------------|---|-------------|-------|--------------------------|---|-------------------|-------|
| RPI | S | Opponent | Score | RPI | S | Opponent | Score | RPI | S | Opponent | Score | RPI | S | Opponent | Score |
| 10 | A | Washington | 52 100 | 27 | N | Elon | 55 76 | 65 | A | Montana St. | 83 88 | 151 | H | Idaho | 67 57 |
| | | | | 34 | N | Drake | 78 93 | 65 | H | Montana St. | 61 72 | 212 | H | Idaho St. | 58 41 |
| | | | | 35 | A | Tulane | 51 63 | 75 | A | Boise St. | 64 67 | 213 | A | CSUN | 71 57 |
| | | | | | | | | 97 | H | Gonzaga | 54 73 | 236 | N | Furman | 68 56 |
| | | | | | | | | | | | | 251 | A | Southern Utah | 67 66 |
| | | | | | | | | | | | | 257 | H | Weber St. | 99 85 |
| | | | | | | | | | | | | 276 | A | Northern Ariz. | 47 56 |
| | | | | | | | | | | | | 331 | A | Utah Valley | 83 50 |
| | | | | | | | | | | | | 333 | A | Montana | 60 46 |
| | | | | | | | | | | | | 333 | H | Montana | 64 57 |
| | | | | | | | | | | | | 339 | H | Cal St. Fullerton | 84 67 |
| LAST 12 Division I GAMES: | | | | | | | | | | | | | | | |
| | | | | 65 | H | Montana St. | 61 72 | 333 | A | Montana | 60 46 | | | | |
| | | | | 333 | H | Montana | 64 57 | 65 | A | Montana St. | 83 88 | | | | |
| | | | | 251 | A | Southern Utah | 67 66 | 151 | H | Idaho | 67 57 | | | | |
| | | | | 276 | A | Northern Ariz. | 47 56 | 34 | N | Drake | 78 93 | | | | |
| | | | | 257 | H | Weber St. | 99 85 | 35 | A | Tulane | 51 63 | | | | |
| | | | | 212 | H | Idaho St. | 58 41 | 97 | H | Gonzaga | 54 73 | | | | |

Non-Div I Games: Multnomah 88 30

Eastern Wash.

■ Loss,
 ■ Non-Conf,
 ■ S Site,
 ■ Home
 ■ A Away
 N Neutral

| | | | | | | | | | | |
|-------------------|----------|-----------|----------------|------------|-------------|---------------|------|------|-------|-----------|
| Average RPI Win: | 147 | WON-LOST | WINNING | LAST 10 | STRENGTH OF | OPP. STRENGTH | TEAM | ADJ. | CONF. | ADJ CONF. |
| Average RPI Loss: | 41 | RECORD | PCT. RANK | GAMES | SCHEDULE | OF SCHEDULE | RPI | RPI | RPI | RPI |
| DIV. I ONLY | 15- 5 | 39 | 2- 0 | 43 | 83 | 27 | 27 | 8 | 8 | |
| DIV. I NON-CONF. | 7- 4 | 114 | 2- 0 | 28 | 64 | 37 | 37 | 8 | 8 | |
| TOTALS | RPI 1-25 | RPI 26-50 | W-L RECORDS | RPI 51-100 | RPI 101-150 | RPI 150+ | | | | |
| 15- 5 | 0- 1 | 1- 3 | OVERALL | 3- 1 | 2- 0 | 9- 0 | | | | |
| 5- 2 | 0- 0 | 1- 2 | HOME | 1- 0 | 1- 0 | 2- 0 | | | | |
| 8- 3 | 0- 1 | 0- 1 | AWAY | 2- 1 | 1- 0 | 5- 0 | | | | |
| 2- 0 | 0- 0 | 0- 0 | NEUTRAL | 0- 0 | 0- 0 | 2- 0 | | | | |
| 7- 4 | 0- 1 | 1- 2 | NON-CONFERENCE | 1- 1 | 0- 0 | 5- 0 | | | | |
| 2- 1 | 0- 0 | 1- 1 | HOME | 0- 0 | 0- 0 | 1- 0 | | | | |
| 3- 3 | 0- 1 | 0- 1 | AWAY | 1- 1 | 0- 0 | 2- 0 | | | | |
| 2- 0 | 0- 0 | 0- 0 | NEUTRAL | 0- 0 | 0- 0 | 2- 0 | | | | |
| 8- 1 | 0- 0 | 0- 1 | CONFERENCE | 2- 0 | 2- 0 | 4- 0 | | | | |
| 3- 1 | 0- 0 | 0- 1 | HOME | 1- 0 | 1- 0 | 1- 0 | | | | |
| 5- 0 | 0- 0 | 0- 0 | AWAY | 1- 0 | 1- 0 | 3- 0 | | | | |
| 0- 0 | 0- 0 | 0- 0 | NEUTRAL | 0- 0 | 0- 0 | 0- 0 | | | | |

| RPI 1-25 | | | | RPI 26-50 | | | | Team's RPI: 27 | | | | RPI 51-100 | | | | RPI 101+ | | | |
|---------------------------|---|----------|-------|-----------|---|----------------|-------|----------------|---|--------------------|-------|------------|---|--------------------|-------|----------|---|----------|-------|
| RPI | S | Opponent | Score | RPI | S | Opponent | Score | RPI | S | Opponent | Score | RPI | S | Opponent | Score | RPI | S | Opponent | Score |
| 11 | A | Duke | 61 68 | 30 | A | Green Bay | 56 71 | 68 | A | Drexel | 48 45 | 110 | H | Delaware | 69 42 | | | | |
| | | | | 44 | H | James Madison | 70 76 | 68 | H | Drexel | 75 65 | 127 | A | William & Mary | 60 58 | | | | |
| | | | | 48 | H | Bucknell | 64 58 | 73 | A | North Carolina | 73 78 | 157 | A | Northeastern | 76 65 | | | | |
| | | | | 49 | H | Wake Forest | 68 78 | 83 | A | Central Mich. | 71 57 | 159 | N | Eastern Wash. | 76 55 | | | | |
| | | | | | | | | | | | | 178 | A | ETSU | 79 51 | | | | |
| | | | | | | | | | | | | 179 | A | Hofstra | 64 53 | | | | |
| | | | | | | | | | | | | 182 | H | Rutgers | 66 54 | | | | |
| | | | | | | | | | | | | 188 | N | Akron | 65 62 | | | | |
| | | | | | | | | | | | | 194 | A | Col. of Charleston | 84 56 | | | | |
| | | | | | | | | | | | | 194 | H | Col. of Charleston | 70 57 | | | | |
| | | | | | | | | | | | | 263 | A | Georgia St. | 84 67 | | | | |
| LAST 12 Division I GAMES: | | | | | | | | | | | | | | | | | | | |
| | | | | 83 | A | Central Mich. | 71 57 | 68 | H | Drexel | 75 65 | | | | | | | | |
| | | | | 159 | N | Eastern Wash. | 76 55 | 194 | A | Col. of Charleston | 84 56 | | | | | | | | |
| | | | | 179 | A | Hofstra | 64 53 | 110 | H | Delaware | 69 42 | | | | | | | | |
| | | | | 157 | A | Northeastern | 76 65 | 68 | A | Drexel | 48 45 | | | | | | | | |
| | | | | 127 | A | William & Mary | 60 58 | 194 | H | Col. of Charleston | 70 57 | | | | | | | | |
| | | | | 44 | H | James Madison | 70 76 | 263 | A | Georgia St. | 84 67 | | | | | | | | |

Non-Div I Games: King (TN) 93 47

Elon

| | | | | | | | | | | |
|-------------------|----------|-----------|----------------|------------|-------------|---------------|------|------|-------|-----------|
| Average RPI Win: | 267 | WON-LOST | WINNING | LAST 10 | STRENGTH OF | OPP. STRENGTH | TEAM | ADJ. | CONF. | ADJ CONF. |
| Average RPI Loss: | 162 | RECORD | PCT. RANK | GAMES | SCHEDULE | OF SCHEDULE | RPI | RPI | RPI | RPI |
| DIV. I ONLY | 7- 12 | 241 | 4- 6 | 267 | 237 | 279 | 279 | 16 | 16 | |
| DIV. I NON-CONF. | 4- 6 | 209 | 2- 1 | 270 | 298 | 268 | 268 | 14 | 14 | |
| TOTALS | RPI 1-25 | RPI 26-50 | W-L RECORDS | RPI 51-100 | RPI 101-150 | RPI 150+ | | | | |
| 7- 12 | 0- 1 | 0- 2 | OVERALL | 0- 1 | 0- 1 | 7- 7 | | | | |
| 5- 5 | 0- 0 | 0- 0 | HOME | 0- 0 | 0- 0 | 5- 5 | | | | |
| 2- 7 | 0- 0 | 0- 1 | AWAY | 0- 0 | 0- 0 | 2- 1 | | | | |
| 0- 0 | 0- 0 | 0- 0 | NEUTRAL | 0- 0 | 0- 0 | 0- 0 | | | | |
| 4- 6 | 0- 1 | 0- 1 | NON-CONFERENCE | 0- 0 | 0- 1 | 4- 3 | | | | |
| 2- 3 | 0- 0 | 0- 0 | HOME | 0- 0 | 0- 0 | 2- 3 | | | | |
| 2- 3 | 0- 1 | 0- 1 | AWAY | 0- 0 | 0- 1 | 2- 0 | | | | |
| 0- 0 | 0- 0 | 0- 0 | NEUTRAL | 0- 0 | 0- 0 | 0- 0 | | | | |
| 3- 6 | 0- 0 | 0- 1 | CONFERENCE | 0- 1 | 0- 0 | 3- 4 | | | | |
| 3- 2 | 0- 0 | 0- 0 | HOME | 0- 0 | 0- 0 | 3- 2 | | | | |
| 0- 4 | 0- 0 | 0- 1 | AWAY | 0- 1 | 0- 0 | 0- 2 | | | | |
| 0- 0 | 0- 0 | 0- 0 | NEUTRAL | 0- 0 | 0- 0 | 0- 0 | | | | |

| RPI 1-25 | | | | RPI 26-50 | | | | RPI 51-100 | | | | RPI 101+ Team's RPI: 279 | | | |
|---------------------------|---|---------------|-------|-----------|---|----------------|-------|------------|---|----------|-------|--------------------------|---|-------------------|-------|
| RPI | S | Opponent | Score | RPI | S | Opponent | Score | RPI | S | Opponent | Score | RPI | S | Opponent | Score |
| 13 | A | Louisville | 47 89 | 34 | A | Drake | 65 82 | 58 | A | UNI | 40 54 | 128 | A | Ball St. | 49 84 |
| | | | | 43 | A | Northwestern | 66 88 | | | | | 160 | H | Missouri St. | 41 77 |
| | | | | | | | | | | | | 171 | H | Wichita St. | 67 74 |
| | | | | | | | | | | | | 187 | H | Indiana St. | 57 41 |
| | | | | | | | | | | | | 192 | H | Cleveland St. | 62 66 |
| | | | | | | | | | | | | 198 | H | Southern Ill. | 63 60 |
| | | | | | | | | | | | | 234 | A | Bradley | 52 56 |
| | | | | | | | | | | | | 252 | A | Murray St. | 82 77 |
| | | | | | | | | | | | | 258 | H | Austin Peay | 68 54 |
| | | | | | | | | | | | | 286 | H | Southeast Mo. St. | 74 76 |
| | | | | | | | | | | | | 302 | H | Loyola Chicago | 67 36 |
| | | | | | | | | | | | | 309 | H | Eastern Ill. | 63 73 |
| | | | | | | | | | | | | 314 | A | Illinois St. | 58 71 |
| | | | | | | | | | | | | 322 | A | Valparaiso | 70 65 |
| | | | | | | | | | | | | 349 | H | Alabama A&M | 63 54 |
| LAST 12 Division I GAMES: | | | | | | | | | | | | | | | |
| 234 | A | Bradley | 52 56 | 34 | A | Drake | 65 82 | | | | | | | | |
| 314 | A | Illinois St. | 58 71 | 302 | H | Loyola Chicago | 67 36 | | | | | | | | |
| 198 | H | Southern Ill. | 63 60 | 187 | H | Indiana St. | 57 41 | | | | | | | | |
| 171 | H | Wichita St. | 67 74 | 349 | H | Alabama A&M | 63 54 | | | | | | | | |
| 160 | H | Missouri St. | 41 77 | 13 | A | Louisville | 47 89 | | | | | | | | |
| 58 | A | UNI | 40 54 | 258 | H | Austin Peay | 68 54 | | | | | | | | |

Non-Div I Games: Oakland City 108 68

Evansville

| | | | | | | | | | | |
|-------------------|----------|-----------|----------------|------------|-------------|---------------|------|------|-------|-----------|
| Average RPI Win: | 221 | WON-LOST | WINNING | LAST 10 | STRENGTH OF | OPP. STRENGTH | TEAM | ADJ. | CONF. | ADJ CONF. |
| Average RPI Loss: | 89 | RECORD | PCT. RANK | GAMES | SCHEDULE | OF SCHEDULE | RPI | RPI | RPI | RPI |
| DIV. I ONLY | 15- 6 | 58 | 1- 1 | 158 | 191 | 89 | 89 | 23 | 23 | |
| DIV. I NON-CONF. | 9- 6 | 126 | 0- 1 | 133 | 171 | 110 | 110 | 24 | 24 | |
| TOTALS | RPI 1-25 | RPI 26-50 | W-L RECORDS | RPI 51-100 | RPI 101-150 | RPI 150+ | | | | |
| 15- 6 | 0- 0 | 0- 2 | OVERALL | 1- 2 | 3- 1 | 11- 1 | | | | |
| 10- 0 | 0- 0 | 0- 0 | HOME | 1- 0 | 2- 0 | 7- 0 | | | | |
| 5- 3 | 0- 0 | 0- 1 | AWAY | 0- 1 | 1- 0 | 4- 1 | | | | |
| 0- 3 | 0- 0 | 0- 1 | NEUTRAL | 0- 1 | 0- 1 | 0- 0 | | | | |
| 9- 6 | 0- 0 | 0- 2 | NON-CONFERENCE | 0- 2 | 3- 1 | 6- 1 | | | | |
| 7- 0 | 0- 0 | 0- 0 | HOME | 0- 0 | 2- 0 | 5- 0 | | | | |
| 2- 3 | 0- 0 | 0- 1 | AWAY | 0- 1 | 1- 0 | 1- 1 | | | | |
| 0- 3 | 0- 0 | 0- 1 | NEUTRAL | 0- 1 | 0- 1 | 0- 0 | | | | |
| 6- 0 | 0- 0 | 0- 0 | CONFERENCE | 1- 0 | 0- 0 | 5- 0 | | | | |
| 3- 0 | 0- 0 | 0- 0 | HOME | 1- 0 | 0- 0 | 2- 0 | | | | |
| 3- 0 | 0- 0 | 0- 0 | AWAY | 0- 0 | 0- 0 | 3- 0 | | | | |
| 0- 0 | 0- 0 | 0- 0 | NEUTRAL | 0- 0 | 0- 0 | 0- 0 | | | | |

| RPI 1-25 | | | RPI 26-50 | | | RPI 51-100 | | | Team's RPI: 89 | RPI 101+ | | | | | |
|---------------------------|---|----------|-----------|-----|---|-------------------|-------|-----|----------------|-------------------|-------|-----|---|---------------|-------|
| RPI | S | Opponent | Score | RPI | S | Opponent | Score | RPI | S | Opponent | Score | RPI | S | Opponent | Score |
| | | | | 29 | N | Ohio St. | 66 79 | 70 | N | George Washington | 47 76 | 102 | H | Chattanooga | 68 55 |
| | | | | 46 | A | Quinnipiac | 56 66 | 77 | H | Jacksonville | 60 57 | 112 | N | Kent St. | 64 77 |
| | | | | | | | | 99 | A | Northern Colo. | 74 77 | 129 | A | Hartford | 70 63 |
| | | | | | | | | | | | | 139 | H | Hampton | 60 49 |
| | | | | | | | | | | | | 162 | A | Stetson | 84 71 |
| | | | | | | | | | | | | 170 | H | UC Riverside | 60 45 |
| | | | | | | | | | | | | 177 | A | Illinois | 73 82 |
| | | | | | | | | | | | | 193 | H | Siena | 66 42 |
| | | | | | | | | | | | | 260 | H | FIU | 89 42 |
| | | | | | | | | | | | | 274 | H | N.C. A&T | 67 41 |
| | | | | | | | | | | | | 285 | A | Lipscomb | 90 63 |
| | | | | | | | | | | | | 290 | H | Savannah St. | 89 40 |
| | | | | | | | | | | | | 297 | H | USC Upstate | 93 43 |
| | | | | | | | | | | | | 301 | A | Kennesaw St. | 75 56 |
| | | | | | | | | | | | | 304 | H | NJIT | 73 53 |
| | | | | | | | | | | | | 330 | A | Fla. Atlantic | 65 50 |
| LAST 12 Division I GAMES: | | | | | | | | | | | | | | | |
| | | | | 70 | N | George Washington | 47 76 | 162 | A | Stetson | 84 71 | | | | |
| | | | | 77 | H | Jacksonville | 60 57 | 290 | H | Savannah St. | 89 40 | | | | |
| | | | | 297 | H | USC Upstate | 93 43 | 170 | H | UC Riverside | 60 45 | | | | |
| | | | | 304 | H | NJIT | 73 53 | 139 | H | Hampton | 60 49 | | | | |
| | | | | 301 | A | Kennesaw St. | 75 56 | 102 | H | Chattanooga | 68 55 | | | | |
| | | | | 285 | A | Lipscomb | 90 63 | 177 | A | Illinois | 73 82 | | | | |

Non-Div I Games: St. Thomas (FL) 71 48 Ave Maria 101 34

FGCU

Loss, Non-Conf, S Site, H Home A Away N Neutral

| | | | | | | | | | | |
|-------------------|----------|-----------|----------------|------------|-------------|---------------|------|------|-------|-----------|
| Average RPI Win: | 290 | WON-LOST | WINNING | LAST 10 | STRENGTH OF | OPP. STRENGTH | TEAM | ADJ. | CONF. | ADJ CONF. |
| Average RPI Loss: | 124 | RECORD | PCT. RANK | GAMES | SCHEDULE | OF SCHEDULE | RPI | RPI | RPI | RPI |
| DIV. I ONLY | 5- 14 | 291 | 4- 6 | 119 | 201 | 260 | 260 | 15 | 15 | |
| DIV. I NON-CONF. | 2- 9 | 293 | 1- 3 | 38 | 215 | 246 | 246 | 16 | 16 | |
| TOTALS | RPI 1-25 | RPI 26-50 | W-L RECORDS | RPI 51-100 | RPI 101-150 | RPI 150+ | | | | |
| 5- 14 | 0- 2 | 0- 1 | OVERALL | 0- 4 | 0- 3 | 5- 4 | | | | |
| 4- 8 | 0- 1 | 0- 1 | HOME | 0- 1 | 0- 3 | 4- 2 | | | | |
| 1- 6 | 0- 1 | 0- 0 | AWAY | 0- 3 | 0- 0 | 1- 2 | | | | |
| 0- 0 | 0- 0 | 0- 0 | NEUTRAL | 0- 0 | 0- 0 | 0- 0 | | | | |
| 2- 9 | 0- 2 | 0- 1 | NON-CONFERENCE | 0- 2 | 0- 2 | 2- 2 | | | | |
| 2- 7 | 0- 1 | 0- 1 | HOME | 0- 1 | 0- 2 | 2- 2 | | | | |
| 0- 2 | 0- 1 | 0- 0 | AWAY | 0- 1 | 0- 0 | 0- 0 | | | | |
| 0- 0 | 0- 0 | 0- 0 | NEUTRAL | 0- 0 | 0- 0 | 0- 0 | | | | |
| 3- 5 | 0- 0 | 0- 0 | CONFERENCE | 0- 2 | 0- 1 | 3- 2 | | | | |
| 2- 1 | 0- 0 | 0- 0 | HOME | 0- 0 | 0- 1 | 2- 0 | | | | |
| 1- 4 | 0- 0 | 0- 0 | AWAY | 0- 2 | 0- 0 | 1- 2 | | | | |
| 0- 0 | 0- 0 | 0- 0 | NEUTRAL | 0- 0 | 0- 0 | 0- 0 | | | | |

| RPI 1-25 | | | | RPI 26-50 | | | | RPI 51-100 | | | | RPI 101+ Team's RPI: 260 | | | |
|---------------------------|---|---------------|-------|-----------|---|-------------|-------|------------|---|----------------|-------|--------------------------|---|----------------|-------|
| RPI | S | Opponent | Score | RPI | S | Opponent | Score | RPI | S | Opponent | Score | RPI | S | Opponent | Score |
| 23 | A | South Fla. | 41 91 | 42 | H | Georgetown | 53 66 | 77 | H | Jacksonville | 56 71 | 135 | H | UCF | 52 69 |
| 24 | H | Miami (FL) | 49 69 | | | | | 88 | A | Middle Tenn. | 43 95 | 143 | H | George Mason | 51 67 |
| | | | | | | | | 89 | A | FGCU | 42 89 | 148 | H | UTSA | 61 70 |
| | | | | | | | | 91 | A | Western Ky. | 38 90 | 189 | A | UAB | 68 82 |
| | | | | | | | | | | | | 209 | H | Texas Southern | 62 70 |
| | | | | | | | | | | | | 223 | A | Marshall | 52 70 |
| | | | | | | | | | | | | 233 | H | Robert Morris | 59 57 |
| | | | | | | | | | | | | 257 | H | Weber St. | 61 64 |
| | | | | | | | | | | | | 275 | H | Massachusetts | 58 57 |
| | | | | | | | | | | | | 282 | H | UTEP | 88 87 |
| | | | | | | | | | | | | 330 | A | Fla. Atlantic | 65 60 |
| | | | | | | | | | | | | 330 | H | Fla. Atlantic | 74 65 |
| LAST 12 Division I GAMES: | | | | | | | | | | | | | | | |
| 330 | A | Fla. Atlantic | 65 60 | 91 | A | Western Ky. | 38 90 | 223 | A | Marshall | 52 70 | | | | |
| 189 | A | UAB | 68 82 | | | | | 143 | H | George Mason | 51 67 | | | | |
| 88 | A | Middle Tenn. | 43 95 | | | | | 275 | H | Massachusetts | 58 57 | | | | |
| 148 | H | UTSA | 61 70 | | | | | 209 | H | Texas Southern | 62 70 | | | | |
| 282 | H | UTEP | 88 87 | | | | | 24 | H | Miami (FL) | 49 69 | | | | |
| 330 | H | Fla. Atlantic | 74 65 | | | | | | | | | | | | |

Non-Div I Games:

FIU

■ Loss,
■ Non-Conf, S Site,
■ Home
■ Away
N Neutral

Fairfield

Through Games Of Feb. 1, 2017

| Average RPI Win: | 231 | WON-LOST | WINNING | LAST 10 | STRENGTH OF | OPP. STRENGTH | TEAM | ADJ. | CONF. | ADJ CONF. |
|-------------------|----------|-----------|----------------|------------|-------------|---------------|------|------|-------|-----------|
| Average RPI Loss: | 167 | RECORD | PCT. RANK | GAMES | SCHEDULE | OF SCHEDULE | RPI | RPI | RPI | RPI |
| DIV. I ONLY | 10- 11 | 182 | 6- 4 | 213 | 231 | 186 | 186 | 17 | 17 | |
| DIV. I NON-CONF. | 3- 6 | 230 | 0- 2 | 213 | 281 | 232 | 232 | 17 | 17 | |
| TOTALS | RPI 1-25 | RPI 26-50 | W-L RECORDS | RPI 51-100 | RPI 101-150 | RPI 150+ | | | | |
| 10- 11 | 0- 1 | 0- 2 | OVERALL | 0- 0 | 1- 0 | 9- 8 | | | | |
| 5- 3 | 0- 0 | 0- 0 | HOME | 0- 0 | 0- 0 | 5- 3 | | | | |
| 5- 8 | 0- 1 | 0- 2 | AWAY | 0- 0 | 1- 0 | 4- 5 | | | | |
| 0- 0 | 0- 0 | 0- 0 | NEUTRAL | 0- 0 | 0- 0 | 0- 0 | | | | |
| 3- 6 | 0- 1 | 0- 1 | NON-CONFERENCE | 0- 0 | 0- 0 | 3- 4 | | | | |
| 1- 2 | 0- 0 | 0- 0 | HOME | 0- 0 | 0- 0 | 1- 2 | | | | |
| 2- 4 | 0- 1 | 0- 1 | AWAY | 0- 0 | 0- 0 | 2- 2 | | | | |
| 0- 0 | 0- 0 | 0- 0 | NEUTRAL | 0- 0 | 0- 0 | 0- 0 | | | | |
| 7- 5 | 0- 0 | 0- 1 | CONFERENCE | 0- 0 | 1- 0 | 6- 4 | | | | |
| 4- 1 | 0- 0 | 0- 0 | HOME | 0- 0 | 0- 0 | 4- 1 | | | | |
| 3- 4 | 0- 0 | 0- 1 | AWAY | 0- 0 | 1- 0 | 2- 3 | | | | |
| 0- 0 | 0- 0 | 0- 0 | NEUTRAL | 0- 0 | 0- 0 | 0- 0 | | | | |

| RPI S | Opponent | Score | RPI S | Opponent | Score | RPI S | Opponent | Score | RPI S | Opponent | Score | Team's RPI: 186 |
|---------------------------|--------------|-------|-------|--------------|-------|-------|----------|-------|-------|-------------------|-------|-----------------|
| 20 | A Harvard | 44 58 | 33 | A Temple | 59 73 | | | | 132 | A Rider | 68 67 | |
| | | | 46 | A Quinnipiac | 55 60 | | | | 154 | H Iona | 68 59 | |
| | | | | | | | | | 158 | A La Salle | 61 68 | |
| | | | | | | | | | 169 | A Albany (NY) | 45 59 | |
| | | | | | | | | | 193 | A Siena | 52 67 | |
| | | | | | | | | | 193 | H Siena | 61 57 | |
| | | | | | | | | | 202 | H Sacred Heart | 44 56 | |
| | | | | | | | | | 218 | A Niagara | 65 55 | |
| | | | | | | | | | 218 | H Niagara | 66 63 | |
| | | | | | | | | | 237 | A Monmouth | 71 68 | |
| | | | | | | | | | 237 | H Monmouth | 53 60 | |
| | | | | | | | | | 240 | A Marist | 55 71 | |
| | | | | | | | | | 243 | A Canisius | 49 63 | |
| | | | | | | | | | 244 | H Manhattan | 71 56 | |
| | | | | | | | | | 247 | H Loyola Maryland | 58 57 | |
| | | | | | | | | | 294 | H Rhode Island | 65 72 | |
| | | | | | | | | | 325 | A Mt. St. Mary's | 70 57 | |
| | | | | | | | | | 337 | A UMass Lowell | 65 41 | |
| LAST 12 Division I GAMES: | | | | | | | | | | | | |
| 218 | H Niagara | 66 63 | 244 | H Manhattan | 71 56 | | | | | | | |
| 237 | H Monmouth | 53 60 | 193 | H Siena | 61 57 | | | | | | | |
| 243 | A Canisius | 49 63 | 237 | A Monmouth | 71 68 | | | | | | | |
| 218 | A Niagara | 65 55 | 240 | A Marist | 55 71 | | | | | | | |
| 46 | A Quinnipiac | 55 60 | 33 | A Temple | 59 73 | | | | | | | |
| 132 | A Rider | 68 67 | 158 | A La Salle | 61 68 | | | | | | | |

Non-Div I Games:

Fairfield

■ Loss,
 ■ Non-Conf, S Site,
 ■ Home
 ■ Away
 N Neutral

| | | | | | | | | | | |
|-------------------|----------|-----------|----------------|------------|-------------|---------------|------|------|-------|-----------|
| Average RPI Win: | 327 | WON-LOST | WINNING | LAST 10 | STRENGTH OF | OPP. STRENGTH | TEAM | ADJ. | CONF. | ADJ CONF. |
| Average RPI Loss: | 262 | RECORD | PCT. RANK | GAMES | SCHEDULE | OF SCHEDULE | RPI | RPI | RPI | RPI |
| DIV. I ONLY | 5- 15 | 296 | 3- 7 | 349 | 346 | 343 | 343 | 31 | 31 | |
| DIV. I NON-CONF. | 2- 8 | 288 | 0- 2 | 346 | 339 | 346 | 346 | 32 | 32 | |
| TOTALS | RPI 1-25 | RPI 26-50 | W-L RECORDS | RPI 51-100 | RPI 101-150 | RPI 150+ | | | | |
| 5- 15 | 0- 0 | 0- 0 | OVERALL | 0- 0 | 0- 1 | 5- 14 | | | | |
| 2- 7 | 0- 0 | 0- 0 | HOME | 0- 0 | 0- 0 | 2- 7 | | | | |
| 3- 8 | 0- 0 | 0- 0 | AWAY | 0- 0 | 0- 1 | 3- 6 | | | | |
| 0- 0 | 0- 0 | 0- 0 | NEUTRAL | 0- 0 | 0- 0 | 0- 0 | | | | |
| 2- 8 | 0- 0 | 0- 0 | NON-CONFERENCE | 0- 0 | 0- 1 | 2- 7 | | | | |
| 1- 3 | 0- 0 | 0- 0 | HOME | 0- 0 | 0- 0 | 1- 3 | | | | |
| 1- 5 | 0- 0 | 0- 0 | AWAY | 0- 0 | 0- 1 | 1- 4 | | | | |
| 0- 0 | 0- 0 | 0- 0 | NEUTRAL | 0- 0 | 0- 0 | 0- 0 | | | | |
| 3- 7 | 0- 0 | 0- 0 | CONFERENCE | 0- 0 | 0- 0 | 3- 7 | | | | |
| 1- 4 | 0- 0 | 0- 0 | HOME | 0- 0 | 0- 0 | 1- 4 | | | | |
| 2- 3 | 0- 0 | 0- 0 | AWAY | 0- 0 | 0- 0 | 2- 3 | | | | |
| 0- 0 | 0- 0 | 0- 0 | NEUTRAL | 0- 0 | 0- 0 | 0- 0 | | | | |

| RPI 1-25 | | | | RPI 26-50 | | | | RPI 51-100 | | | | RPI 101+ | | | | Team's RPI: 343 | |
|---------------------------|---|----------|-------|-----------|---|----------------------|-------|------------|---|----------|-------|--------------------|----|----------------------|-------|-----------------|--|
| RPI | S | Opponent | Score | RPI | S | Opponent | Score | RPI | S | Opponent | Score | RPI | S | Opponent | Score | | |
| | | | | | | | | | | | | 147 | A | New Mexico | 56 | 83 | |
| | | | | | | | | | | | | 166 | A | Army West Point | 58 | 86 | |
| | | | | | | | | | | | | 196 | H | Binghamton | 69 | 80 | |
| | | | | | | | | | | | | 221 | H | Saint Francis (PA) | 79 | 82 | |
| | | | | | | | | | | | | 233 | H | Robert Morris | 64 | 66 | |
| | | | | | | | | | | | | 237 | A | Monmouth | 63 | 72 | |
| | | | | | | | | | | | | 241 | H | Howard | 68 | 71 | |
| | | | | | | | | | | | | 293 | A | Bryant | 48 | 50 | |
| | | | | | | | | | | | | 293 | H | Bryant | 48 | 56 | |
| | | | | | | | | | | | | 298 | A | Central Conn. St. | 49 | 68 | |
| | | | | | | | | | | | | 304 | A | NJIT | 66 | 61 | |
| | | | | | | | | | | | | 306 | A | Saint Peter's | 43 | 65 | |
| | | | | | | | | | | | | 319 | H | Air Force | 48 | 56 | |
| | | | | | | | | | | | | 320 | A | St. Francis Brooklyn | 59 | 58 | |
| | | | | | | | | | | | | 320 | H | St. Francis Brooklyn | 59 | 66 | |
| | | | | | | | | | | | | 325 | A | Mt. St. Mary's | 50 | 61 | |
| | | | | | | | | | | | | 332 | H | LIU Brooklyn | 64 | 46 | |
| | | | | | | | | | | | | 335 | H | Longwood | 75 | 59 | |
| | | | | | | | | | | | | 337 | A | UMass Lowell | 55 | 61 | |
| | | | | | | | | | | | | 344 | A | Wagner | 59 | 53 | |
| LAST 12 Division I GAMES: | | | | | | | | | | | | | | | | | |
| | | | | 293 | A | Bryant | 48 | 50 | | 293 | H | Bryant | 48 | 56 | | | |
| | | | | 320 | A | St. Francis Brooklyn | 59 | 58 | | 344 | A | Wagner | 59 | 53 | | | |
| | | | | 320 | H | St. Francis Brooklyn | 59 | 66 | | 233 | H | Robert Morris | 64 | 66 | | | |
| | | | | 332 | H | LIU Brooklyn | 64 | 46 | | 221 | H | Saint Francis (PA) | 79 | 82 | | | |
| | | | | 325 | A | Mt. St. Mary's | 50 | 61 | | 241 | H | Howard | 68 | 71 | | | |
| | | | | 298 | A | Central Conn. St. | 49 | 68 | | 306 | A | Saint Peter's | 43 | 65 | | | |

Non-Div I Games: Queens (NY)

54

70

Fairleigh Dickinson

Loss, Non-Conf, S Site, H Home A Away N Neutral

| | | | | | | | | | | |
|-------------------|----------|-----------|----------------|------------|-------------|---------------|------|------|-------|-----------|
| Average RPI Win: | 267 | WON-LOST | WINNING | LAST 10 | STRENGTH OF | OPP. STRENGTH | TEAM | ADJ. | CONF. | ADJ CONF. |
| Average RPI Loss: | 190 | RECORD | PCT. RANK | GAMES | SCHEDULE | OF SCHEDULE | RPI | RPI | RPI | RPI |
| DIV. I ONLY | 3- 15 | 320 | 1- 9 | 249 | 279 | 330 | 330 | 15 | 15 | |
| DIV. I NON-CONF. | 3- 7 | 250 | 1- 3 | 209 | 344 | 309 | 309 | 16 | 16 | |
| TOTALS | RPI 1-25 | RPI 26-50 | W-L RECORDS | RPI 51-100 | RPI 101-150 | RPI 150+ | | | | |
| 3- 15 | 0- 0 | 0- 0 | OVERALL | 0- 3 | 0- 3 | 3- 9 | | | | |
| 3- 6 | 0- 0 | 0- 0 | HOME | 0- 1 | 0- 1 | 3- 4 | | | | |
| 0- 9 | 0- 0 | 0- 0 | AWAY | 0- 2 | 0- 2 | 0- 5 | | | | |
| 0- 0 | 0- 0 | 0- 0 | NEUTRAL | 0- 0 | 0- 0 | 0- 0 | | | | |
| 3- 7 | 0- 0 | 0- 0 | NON-CONFERENCE | 0- 1 | 0- 2 | 3- 4 | | | | |
| 3- 3 | 0- 0 | 0- 0 | HOME | 0- 1 | 0- 0 | 3- 2 | | | | |
| 0- 4 | 0- 0 | 0- 0 | AWAY | 0- 0 | 0- 2 | 0- 2 | | | | |
| 0- 0 | 0- 0 | 0- 0 | NEUTRAL | 0- 0 | 0- 0 | 0- 0 | | | | |
| 0- 8 | 0- 0 | 0- 0 | CONFERENCE | 0- 2 | 0- 1 | 0- 5 | | | | |
| 0- 3 | 0- 0 | 0- 0 | HOME | 0- 0 | 0- 1 | 0- 2 | | | | |
| 0- 5 | 0- 0 | 0- 0 | AWAY | 0- 2 | 0- 0 | 0- 3 | | | | |
| 0- 0 | 0- 0 | 0- 0 | NEUTRAL | 0- 0 | 0- 0 | 0- 0 | | | | |

| RPI S | Opponent | Score | RPI S | Opponent | Score | RPI S | Opponent | Score | RPI S | Opponent | Score | Team's RPI: 330 |
|---------------------------|----------------|-------|-------|----------------|-------|-------|----------------|-------|-------|--------------------|-------|-----------------|
| | | | | | | 88 | A Middle Tenn. | 69 87 | 114 | A Arizona | 67 77 | |
| | | | | | | 89 | H FGCU | 50 65 | 118 | A Mercer | 57 74 | |
| | | | | | | 91 | A Western Ky. | 55 76 | 148 | H UTSA | 62 72 | |
| | | | | | | | | | 187 | H Indiana St. | 70 67 | |
| | | | | | | | | | 189 | A UAB | 55 66 | |
| | | | | | | | | | 214 | A Grand Canyon | 60 81 | |
| | | | | | | | | | 223 | A Marshall | 53 76 | |
| | | | | | | | | | 232 | H UMES | 59 76 | |
| | | | | | | | | | 246 | H Richmond | 67 77 | |
| | | | | | | | | | 260 | A FIU | 65 74 | |
| | | | | | | | | | 260 | H FIU | 60 65 | |
| | | | | | | | | | 268 | H Jacksonville St. | 63 55 | |
| | | | | | | | | | 282 | H UTEP | 50 51 | |
| | | | | | | | | | 291 | A North Florida | 88 95 | |
| | | | | | | | | | 347 | H Jackson St. | 67 58 | |
| LAST 12 Division I GAMES: | | | | | | | | | | | | |
| 260 | H FIU | 60 65 | 223 | A Marshall | 53 76 | | | | | | | |
| 88 | A Middle Tenn. | 69 87 | 91 | A Western Ky. | 55 76 | | | | | | | |
| 189 | A UAB | 55 66 | 232 | H UMES | 59 76 | | | | | | | |
| 282 | H UTEP | 50 51 | 347 | H Jackson St. | 67 58 | | | | | | | |
| 148 | H UTSA | 62 72 | 89 | H FGCU | 50 65 | | | | | | | |
| 260 | A FIU | 65 74 | 214 | A Grand Canyon | 60 81 | | | | | | | |

Non-Div I Games: Fla. Memorial 84 64

Fla. Atlantic

| | | | | | | | | | | |
|-------------------|----------|-----------|----------------|------------|-------------|---------------|------|------|-------|-----------|
| Average RPI Win: | 200 | WON-LOST | WINNING | LAST 10 | STRENGTH OF | OPP. STRENGTH | TEAM | ADJ. | CONF. | ADJ CONF. |
| Average RPI Loss: | 21 | RECORD | PCT. RANK | GAMES | SCHEDULE | OF SCHEDULE | RPI | RPI | RPI | RPI |
| DIV. I ONLY | 11- 10 | 156 | 4- 6 | 42 | 42 | 64 | 64 | 2 | 2 | |
| DIV. I NON-CONF. | 9- 4 | 85 | 3- 1 | 129 | 175 | 64 | 64 | 2 | 2 | |
| TOTALS | RPI 1-25 | RPI 26-50 | W-L RECORDS | RPI 51-100 | RPI 101-150 | RPI 150+ | | | | |
| 11- 10 | 0- 7 | 1- 2 | OVERALL | 1- 1 | 3- 0 | 6- 0 | | | | |
| 1- 4 | 0- 4 | 0- 0 | HOME | 0- 0 | 0- 0 | 1- 0 | | | | |
| 4- 5 | 0- 3 | 0- 2 | AWAY | 0- 0 | 3- 0 | 1- 0 | | | | |
| 6- 1 | 0- 0 | 1- 0 | NEUTRAL | 1- 1 | 0- 0 | 4- 0 | | | | |
| 9- 4 | 0- 1 | 1- 2 | NON-CONFERENCE | 1- 1 | 1- 0 | 6- 0 | | | | |
| 1- 0 | 0- 0 | 0- 0 | HOME | 0- 0 | 0- 0 | 1- 0 | | | | |
| 2- 3 | 0- 1 | 0- 2 | AWAY | 0- 0 | 1- 0 | 1- 0 | | | | |
| 6- 1 | 0- 0 | 1- 0 | NEUTRAL | 1- 1 | 0- 0 | 4- 0 | | | | |
| 2- 6 | 0- 6 | 0- 0 | CONFERENCE | 0- 0 | 2- 0 | 0- 0 | | | | |
| 0- 4 | 0- 4 | 0- 0 | HOME | 0- 0 | 0- 0 | 0- 0 | | | | |
| 2- 2 | 0- 2 | 0- 0 | AWAY | 0- 0 | 2- 0 | 0- 0 | | | | |
| 0- 0 | 0- 0 | 0- 0 | NEUTRAL | 0- 0 | 0- 0 | 0- 0 | | | | |

| RPI 1-25 | | | | RPI 26-50 | | | | RPI 51-100 Team's RPI: 64 | | | | RPI 101+ | | | |
|---------------------------|---|-----------------|-------|-----------|---|------------------|--------|---------------------------|---|----------------|--------|----------|---|--------------|-------|
| RPI | S | Opponent | Score | RPI | S | Opponent | Score | RPI | S | Opponent | Score | RPI | S | Opponent | Score |
| 3 | H | South Carolina | 62 81 | 26 | A | Arizona St. | 63 69 | 52 | N | Indiana | 88 102 | 102 | A | Chattanooga | 72 61 |
| 4 | A | Mississippi St. | 49 82 | 33 | N | Temple | 83 76 | 82 | N | Long Beach St. | 83 53 | 107 | A | Vanderbilt | 93 73 |
| 6 | A | Florida St. | 58 83 | 43 | A | Northwestern | 68 73 | | | | | 116 | A | Georgia | 76 68 |
| 14 | H | Tennessee | 75 84 | | | | | | | | | 227 | N | Wofford | 74 51 |
| 19 | H | Texas A&M | 59 67 | | | | | | | | | 254 | N | South Ala. | 85 33 |
| 21 | H | Auburn | 75 82 | | | | | | | | | 274 | N | N.C. A&T | 67 38 |
| 25 | A | LSU | 67 78 | | | | | | | | | 324 | A | Arkansas St. | 71 60 |
| LAST 12 Division I GAMES: | | | | | | | | | | | | | | | |
| 107 | A | Vanderbilt | 93 73 | 25 | A | LSU | 67 78 | | | | | | | | |
| 14 | H | Tennessee | 75 84 | 21 | H | Auburn | 75 82 | | | | | | | | |
| 116 | A | Georgia | 76 68 | 338 | H | Southeastern La. | 102 51 | | | | | | | | |
| 19 | H | Texas A&M | 59 67 | 345 | N | Florida A&M | 78 65 | | | | | | | | |
| 4 | A | Mississippi St. | 49 82 | 52 | N | Indiana | 88 102 | | | | | | | | |
| 3 | H | South Carolina | 62 81 | 274 | N | N.C. A&T | 67 38 | | | | | | | | |

Non-Div I Games:

Florida

■ Loss,
 ■ Non-Conf, S Site,
 ■ Home
 ■ Away
 N Neutral

| | | | | | | | | | | |
|-------------------|----------|-----------|----------------|------------|-------------|---------------|------|------|-------|-----------|
| Average RPI Win: | 318 | WON-LOST | WINNING | LAST 10 | STRENGTH OF | OPP. STRENGTH | TEAM | ADJ. | CONF. | ADJ CONF. |
| Average RPI Loss: | 234 | RECORD | PCT. RANK | GAMES | SCHEDULE | OF SCHEDULE | RPI | RPI | RPI | RPI |
| DIV. I ONLY | 4- 15 | 309 | 4- 5 | 345 | 340 | 345 | 345 | 32 | 32 | |
| DIV. I NON-CONF. | 0- 11 | 335 | 0- 3 | 307 | 317 | 348 | 348 | 31 | 31 | |
| TOTALS | RPI 1-25 | RPI 26-50 | W-L RECORDS | RPI 51-100 | RPI 101-150 | RPI 150+ | | | | |
| 4- 15 | 0- 0 | 0- 0 | OVERALL | 0- 1 | 0- 1 | 4- 13 | | | | |
| 2- 6 | 0- 0 | 0- 0 | HOME | 0- 0 | 0- 0 | 2- 6 | | | | |
| 2- 5 | 0- 0 | 0- 0 | AWAY | 0- 0 | 0- 1 | 2- 4 | | | | |
| 0- 4 | 0- 0 | 0- 0 | NEUTRAL | 0- 1 | 0- 0 | 0- 3 | | | | |
| 0- 11 | 0- 0 | 0- 0 | NON-CONFERENCE | 0- 1 | 0- 1 | 0- 9 | | | | |
| 0- 4 | 0- 0 | 0- 0 | HOME | 0- 0 | 0- 0 | 0- 4 | | | | |
| 0- 3 | 0- 0 | 0- 0 | AWAY | 0- 0 | 0- 1 | 0- 2 | | | | |
| 0- 4 | 0- 0 | 0- 0 | NEUTRAL | 0- 1 | 0- 0 | 0- 3 | | | | |
| 4- 4 | 0- 0 | 0- 0 | CONFERENCE | 0- 0 | 0- 0 | 4- 4 | | | | |
| 2- 2 | 0- 0 | 0- 0 | HOME | 0- 0 | 0- 0 | 2- 2 | | | | |
| 2- 2 | 0- 0 | 0- 0 | AWAY | 0- 0 | 0- 0 | 2- 2 | | | | |
| 0- 0 | 0- 0 | 0- 0 | NEUTRAL | 0- 0 | 0- 0 | 0- 0 | | | | |

| RPI 1-25 | | | RPI 26-50 | | | RPI 51-100 | | | RPI 101+ | | | Team's RPI: 345 |
|---------------------------|---|----------|-----------|-----|---|--------------|-----------------|-------|----------|------------------|-------|-----------------|
| RPI | S | Opponent | Score | RPI | S | Opponent | Score | RPI | S | Opponent | Score | |
| | | | | | | 64 N Florida | 65 78 | 117 A | | Alabama | 46 81 | |
| | | | | | | | | 163 H | | Omaha | 50 70 | |
| | | | | | | | | 200 H | | Morehead St. | 48 53 | |
| | | | | | | | | 223 A | | Marshall | 67 77 | |
| | | | | | | | | 232 H | | UMES | 59 49 | |
| | | | | | | | | 241 A | | Howard | 58 72 | |
| | | | | | | | | 245 N | | Stony Brook | 49 80 | |
| | | | | | | | | 246 N | | Richmond | 51 64 | |
| | | | | | | | | 256 H | | Bethune-Cookman | 41 64 | |
| | | | | | | | | 268 N | | Jacksonville St. | 54 66 | |
| | | | | | | | | 290 A | | Savannah St. | 52 56 | |
| | | | | | | | | 291 A | | North Florida | 60 71 | |
| | | | | | | | | 295 H | | Coppin St. | 62 70 | |
| | | | | | | | | 303 H | | Western Caro. | 61 62 | |
| | | | | | | | | 309 H | | Eastern Ill. | 50 66 | |
| | | | | | | | | 342 A | | Delaware St. | 65 56 | |
| | | | | | | | | 348 A | | Morgan St. | 61 26 | |
| | | | | | | | | 348 H | | Morgan St. | 51 48 | |
| LAST 12 Division I GAMES: | | | | | | | | | | | | |
| | | | | | | 348 A | Morgan St. | 61 26 | | | | |
| | | | | | | 342 A | Delaware St. | 65 56 | | | | |
| | | | | | | 232 H | UMES | 59 49 | | | | |
| | | | | | | 256 H | Bethune-Cookman | 41 64 | | | | |
| | | | | | | 290 A | Savannah St. | 52 56 | | | | |
| | | | | | | 348 H | Morgan St. | 51 48 | | | | |
| | | | | | | 295 H | Coppin St. | 62 70 | | | | |
| | | | | | | 241 A | Howard | 58 72 | | | | |
| | | | | | | 117 A | Alabama | 46 81 | | | | |
| | | | | | | 64 N | Florida | 65 78 | | | | |
| | | | | | | 245 N | Stony Brook | 49 80 | | | | |
| | | | | | | 163 H | Omaha | 50 70 | | | | |

Non-Div I Games: Thomas (GA) 74 65 Stillman 69 59

Florida A&M

■ Loss,
 ■ Non-Conf,
 ■ S Site,
 ■ H Home
 ■ A Away
 N Neutral

| | | | | | | | | | | |
|-------------------|----------|-----------|----------------|------------|-------------|---------------|------|------|-------|-----------|
| Average RPI Win: | 112 | WON-LOST | WINNING | LAST 10 | STRENGTH OF | OPP. STRENGTH | TEAM | ADJ. | CONF. | ADJ CONF. |
| Average RPI Loss: | 20 | RECORD | PCT. RANK | GAMES | SCHEDULE | OF SCHEDULE | RPI | RPI | RPI | RPI |
| DIV. I ONLY | 20- 2 | 6 | 9- 1 | 9 | 38 | 6 | 6 | 3 | 3 | |
| DIV. I NON-CONF. | 12- 1 | 7 | 3- 0 | 51 | 79 | 11 | 11 | 4 | 4 | |
| TOTALS | RPI 1-25 | RPI 26-50 | W-L RECORDS | RPI 51-100 | RPI 101-150 | RPI 150+ | | | | |
| 20- 2 | 3- 1 | 4- 1 | OVERALL | 6- 0 | 2- 0 | 5- 0 | | | | |
| 9- 2 | 2- 1 | 2- 1 | HOME | 2- 0 | 0- 0 | 3- 0 | | | | |
| 8- 0 | 1- 0 | 1- 0 | AWAY | 3- 0 | 2- 0 | 1- 0 | | | | |
| 3- 0 | 0- 0 | 1- 0 | NEUTRAL | 1- 0 | 0- 0 | 1- 0 | | | | |
| 12- 1 | 0- 1 | 2- 0 | NON-CONFERENCE | 4- 0 | 1- 0 | 5- 0 | | | | |
| 6- 1 | 0- 1 | 1- 0 | HOME | 2- 0 | 0- 0 | 3- 0 | | | | |
| 3- 0 | 0- 0 | 0- 0 | AWAY | 1- 0 | 1- 0 | 1- 0 | | | | |
| 3- 0 | 0- 0 | 1- 0 | NEUTRAL | 1- 0 | 0- 0 | 1- 0 | | | | |
| 8- 1 | 3- 0 | 2- 1 | CONFERENCE | 2- 0 | 1- 0 | 0- 0 | | | | |
| 3- 1 | 2- 0 | 1- 1 | HOME | 0- 0 | 0- 0 | 0- 0 | | | | |
| 5- 0 | 1- 0 | 1- 0 | AWAY | 2- 0 | 1- 0 | 0- 0 | | | | |
| 0- 0 | 0- 0 | 0- 0 | NEUTRAL | 0- 0 | 0- 0 | 0- 0 | | | | |

| RPI 1-25 | | | | Team's RPI: 6 | | RPI 26-50 | | | | RPI 51-100 | | | | RPI 101+ | | | | | |
|---------------------------|---|------------|-------|---------------|-----|-----------|--------------------|-------|----|------------|---|--------------------|-------|----------|-----|---|------------------|-------|----|
| RPI | S | Opponent | Score | | RPI | S | Opponent | Score | | RPI | S | Opponent | Score | | RPI | S | Opponent | Score | |
| 1 | H | UConn | 76 | 78 | 32 | N | Michigan | 76 | 62 | 53 | A | Georgia Tech | 69 | 63 | 118 | A | Mercer | 83 | 40 |
| 11 | H | Duke | 69 | 45 | 36 | H | Syracuse | 77 | 58 | 57 | A | Minnesota | 75 | 61 | 124 | A | Clemson | 86 | 27 |
| 13 | H | Louisville | 72 | 65 | 39 | H | North Carolina St. | 61 | 70 | 64 | H | Florida | 83 | 58 | 189 | A | UAB | 93 | 47 |
| 24 | A | Miami (FL) | 81 | 66 | 41 | A | Virginia Tech | 82 | 54 | 73 | A | North Carolina | 90 | 77 | 268 | H | Jacksonville St. | 73 | 62 |
| | | | | | 44 | H | James Madison | 84 | 64 | 77 | H | Jacksonville | 90 | 47 | 291 | H | North Florida | 95 | 39 |
| | | | | | | | | | | 97 | N | Gonzaga | 87 | 69 | 303 | H | Western Caro. | 90 | 41 |
| | | | | | | | | | | | | | | | 326 | N | Winthrop | 98 | 35 |
| LAST 12 Division I GAMES: | | | | | | | | | | | | | | | | | | | |
| | | | | | 53 | A | Georgia Tech | 69 | 63 | 73 | A | North Carolina | 90 | 77 | | | | | |
| | | | | | 41 | A | Virginia Tech | 82 | 54 | 39 | H | North Carolina St. | 61 | 70 | | | | | |
| | | | | | 36 | H | Syracuse | 77 | 58 | 24 | A | Miami (FL) | 81 | 66 | | | | | |
| | | | | | 124 | A | Clemson | 86 | 27 | 118 | A | Mercer | 83 | 40 | | | | | |
| | | | | | 13 | H | Louisville | 72 | 65 | 291 | H | North Florida | 95 | 39 | | | | | |
| | | | | | 11 | H | Duke | 69 | 45 | 189 | A | UAB | 93 | 47 | | | | | |

Non-Div I Games:

Florida St.

| | | | | | | | | | |
|-----------------------------|--------------|------------|----------------|-------------|---------------|------------|------------|-----------|-----------|
| Average RPI Win: 206 | WON-LOST | WINNING | LAST 10 | STRENGTH OF | OPP. STRENGTH | TEAM | ADJ. | CONF. | ADJ CONF. |
| Average RPI Loss: 90 | RECORD | PCT. RANK | GAMES | SCHEDULE | OF SCHEDULE | RPI | RPI | RPI | RPI |
| DIV. I ONLY | 15- 9 | 112 | 6- 4 | 147 | 104 | 122 | 122 | 12 | 12 |
| DIV. I NON-CONF. | 9- 5 | 112 | 2- 1 | 110 | 100 | 119 | 119 | 13 | 13 |
| TOTALS | RPI 1-25 | RPI 26-50 | W-L RECORDS | RPI 51-100 | RPI 101-150 | RPI 150+ | | | |
| 15- 9 | 0- 1 | 0- 0 | OVERALL | 1- 4 | 2- 3 | 12- 1 | | | |
| 11- 3 | 0- 0 | 0- 0 | HOME | 1- 2 | 1- 1 | 9- 0 | | | |
| 3- 5 | 0- 1 | 0- 0 | AWAY | 0- 1 | 1- 0 | 2- 0 | | | |
| 1- 1 | 0- 0 | 0- 0 | NEUTRAL | 0- 1 | 0- 0 | 1- 0 | | | |
| 9- 5 | 0- 1 | 0- 0 | NON-CONFERENCE | 1- 3 | 0- 0 | 8- 1 | | | |
| 8- 2 | 0- 0 | 0- 0 | HOME | 1- 2 | 0- 0 | 7- 0 | | | |
| 0- 2 | 0- 1 | 0- 0 | AWAY | 0- 0 | 0- 0 | 0- 1 | | | |
| 1- 1 | 0- 0 | 0- 0 | NEUTRAL | 0- 1 | 0- 0 | 1- 0 | | | |
| 6- 4 | 0- 0 | 0- 0 | CONFERENCE | 0- 1 | 2- 3 | 4- 0 | | | |
| 3- 1 | 0- 0 | 0- 0 | HOME | 0- 0 | 1- 1 | 2- 0 | | | |
| 3- 3 | 0- 0 | 0- 0 | AWAY | 0- 1 | 1- 2 | 2- 0 | | | |
| 0- 0 | 0- 0 | 0- 0 | NEUTRAL | 0- 0 | 0- 0 | 0- 0 | | | |

| RPI 1-25 | | | | RPI 26-50 | | | | RPI 51-100 | | | | RPI 101+ | | | | Team's RPI: 122 | |
|---------------------------|---|------------|-------|-----------|---|-------------------|-------|------------|---|-------------------|-------|----------|---|-----------------|-------|-----------------|--|
| RPI | S | Opponent | Score | RPI | S | Opponent | Score | RPI | S | Opponent | Score | RPI | S | Opponent | Score | | |
| 2 | A | Notre Dame | 36 67 | | | | | 55 | H | Little Rock | 65 43 | 111 | A | Saint Louis | 58 82 | | |
| | | | | | | | | 61 | N | Texas Tech | 50 59 | 120 | H | Duquesne | 64 51 | | |
| | | | | | | | | 70 | A | George Washington | 46 63 | 123 | H | VCU | 58 61 | | |
| | | | | | | | | 72 | H | Buffalo | 54 58 | 134 | A | Saint Joseph's | 44 47 | | |
| | | | | | | | | 87 | H | St. John's (NY) | 45 59 | 143 | A | George Mason | 53 49 | | |
| | | | | | | | | | | | | 154 | A | Iona | 46 55 | | |
| | | | | | | | | | | | | 165 | H | Boston College | 56 49 | | |
| | | | | | | | | | | | | 169 | H | Albany (NY) | 89 82 | | |
| | | | | | | | | | | | | 207 | H | Princeton | 57 55 | | |
| | | | | | | | | | | | | 208 | H | UNC Asheville | 55 42 | | |
| | | | | | | | | | | | | 218 | H | Niagara | 92 69 | | |
| | | | | | | | | | | | | 225 | A | St. Bonaventure | 60 44 | | |
| | | | | | | | | | | | | 236 | H | Furman | 60 47 | | |
| | | | | | | | | | | | | 244 | H | Manhattan | 63 60 | | |
| | | | | | | | | | | | | 246 | H | Richmond | 67 41 | | |
| | | | | | | | | | | | | 266 | N | Grambling | 59 53 | | |
| | | | | | | | | | | | | 292 | H | Davidson | 85 72 | | |
| | | | | | | | | | | | | 294 | A | Rhode Island | 74 69 | | |
| LAST 12 Division I GAMES: | | | | | | | | | | | | | | | | | |
| | | | | 70 | A | George Washington | 46 63 | | | | | 143 | A | George Mason | 53 49 | | |
| | | | | 111 | A | Saint Louis | 58 82 | | | | | 292 | H | Davidson | 85 72 | | |
| | | | | 123 | H | VCU | 58 61 | | | | | 294 | A | Rhode Island | 74 69 | | |
| | | | | 134 | A | Saint Joseph's | 44 47 | | | | | 208 | H | UNC Asheville | 55 42 | | |
| | | | | 225 | A | St. Bonaventure | 60 44 | | | | | 72 | H | Buffalo | 54 58 | | |
| | | | | 246 | H | Richmond | 67 41 | | | | | 218 | H | Niagara | 92 69 | | |

Non-Div I Games:

Fordham

Fort Wayne

Through Games Of Feb. 1, 2017

| | | | | | | | | | | |
|-------------------|----------|-----------|----------------|------------|-------------|---------------|------|------|-------|-----------|
| Average RPI Win: | 264 | WON-LOST | WINNING | LAST 10 | STRENGTH OF | OPP. STRENGTH | TEAM | ADJ. | CONF. | ADJ CONF. |
| Average RPI Loss: | 158 | RECORD | PCT. RANK | GAMES | SCHEDULE | OF SCHEDULE | RPI | RPI | RPI | RPI |
| DIV. I ONLY | 3- 17 | 326 | 2- 8 | 219 | 180 | 318 | 318 | 11 | 11 | |
| DIV. I NON-CONF. | 2- 9 | 293 | 1- 2 | 291 | 232 | 317 | 317 | 9 | 9 | |
| TOTALS | RPI 1-25 | RPI 26-50 | W-L RECORDS | RPI 51-100 | RPI 101-150 | RPI 150+ | | | | |
| 3- 17 | 0- 0 | 0- 1 | OVERALL | 0- 4 | 0- 4 | 3- 8 | | | | |
| 1- 7 | 0- 0 | 0- 0 | HOME | 0- 3 | 0- 1 | 1- 3 | | | | |
| 1- 9 | 0- 0 | 0- 1 | AWAY | 0- 1 | 0- 3 | 1- 4 | | | | |
| 1- 1 | 0- 0 | 0- 0 | NEUTRAL | 0- 0 | 0- 0 | 1- 1 | | | | |
| 2- 9 | 0- 0 | 0- 0 | NON-CONFERENCE | 0- 1 | 0- 2 | 2- 6 | | | | |
| 0- 3 | 0- 0 | 0- 0 | HOME | 0- 1 | 0- 0 | 0- 2 | | | | |
| 1- 5 | 0- 0 | 0- 0 | AWAY | 0- 0 | 0- 2 | 1- 3 | | | | |
| 1- 1 | 0- 0 | 0- 0 | NEUTRAL | 0- 0 | 0- 0 | 1- 1 | | | | |
| 1- 8 | 0- 0 | 0- 1 | CONFERENCE | 0- 3 | 0- 2 | 1- 2 | | | | |
| 1- 4 | 0- 0 | 0- 0 | HOME | 0- 2 | 0- 1 | 1- 1 | | | | |
| 0- 4 | 0- 0 | 0- 1 | AWAY | 0- 1 | 0- 1 | 0- 1 | | | | |
| 0- 0 | 0- 0 | 0- 0 | NEUTRAL | 0- 0 | 0- 0 | 0- 0 | | | | |

| RPI S | Opponent | Score | RPI S | Opponent | Score | RPI S | Opponent | Score | RPI S | Opponent | Score | Team's RPI: 318 |
|---------------------------|----------|-------|-------|------------------|-------|-------|------------------|-------|-------|------------------|-------|-----------------|
| | | | 38 A | South Dakota St. | 51 73 | 66 A | South Dakota | 59 87 | 112 A | Kent St. | 55 66 | |
| | | | | | | 67 H | IUPUI | 48 62 | 138 A | Wright St. | 51 62 | |
| | | | | | | 81 H | Belmont | 59 85 | 145 A | Oral Roberts | 56 82 | |
| | | | | | | 96 H | Western Ill. | 53 75 | 145 H | Oral Roberts | 59 75 | |
| | | | | | | | | | 163 H | Omaha | 65 62 | |
| | | | | | | | | | 167 A | Western Mich. | 35 61 | |
| | | | | | | | | | 177 A | Illinois | 33 56 | |
| | | | | | | | | | 201 H | Oakland | 61 82 | |
| | | | | | | | | | 216 N | Miami (OH) | 47 69 | |
| | | | | | | | | | 224 A | Butler | 64 70 | |
| | | | | | | | | | 235 H | Coastal Caro. | 57 72 | |
| | | | | | | | | | 283 A | North Dakota St. | 56 68 | |
| | | | | | | | | | 296 H | Denver | 72 78 | |
| | | | | | | | | | 313 N | Eastern Ky. | 68 59 | |
| | | | | | | | | | 317 A | Ill.-Chicago | 61 55 | |
| LAST 12 Division I GAMES: | | | | | | | | | | | | |
| | | | 67 H | IUPUI | 48 62 | 38 A | South Dakota St. | 51 73 | | | | |
| | | | 163 H | Omaha | 65 62 | 145 A | Oral Roberts | 56 82 | | | | |
| | | | 145 H | Oral Roberts | 59 75 | 96 H | Western Ill. | 53 75 | | | | |
| | | | 66 A | South Dakota | 59 87 | 313 N | Eastern Ky. | 68 59 | | | | |
| | | | 296 H | Denver | 72 78 | 138 A | Wright St. | 51 62 | | | | |
| | | | 283 A | North Dakota St. | 56 68 | 216 N | Miami (OH) | 47 69 | | | | |

Non-Div I Games: Defiance 76 58 Trine 71 80

Fort Wayne

Loss, Non-Conf, S Site, H Home A Away N Neutral

| Average RPI Win: | 240 | WON-LOST | WINNING | LAST 10 | STRENGTH OF | OPP. STRENGTH | TEAM | ADJ. | CONF. | ADJ CONF. |
|-------------------|----------|-----------|----------------|------------|-------------|---------------|------|------|-------|-----------|
| Average RPI Loss: | 124 | RECORD | PCT. RANK | GAMES | SCHEDULE | OF SCHEDULE | RPI | RPI | RPI | RPI |
| DIV. I ONLY | 10- 9 | 151 | 5- 5 | 188 | 197 | 173 | 173 | 13 | 13 | |
| DIV. I NON-CONF. | 5- 4 | 143 | 1- 1 | 149 | 196 | 144 | 144 | 15 | 15 | |
| TOTALS | RPI 1-25 | RPI 26-50 | W-L RECORDS | RPI 51-100 | RPI 101-150 | RPI 150+ | | | | |
| 10- 9 | 0- 1 | 0- 0 | OVERALL | 1- 4 | 1- 1 | 8- 3 | | | | |
| 4- 5 | 0- 0 | 0- 0 | HOME | 0- 1 | 1- 1 | 3- 3 | | | | |
| 4- 4 | 0- 1 | 0- 0 | AWAY | 0- 3 | 0- 0 | 4- 0 | | | | |
| 2- 0 | 0- 0 | 0- 0 | NEUTRAL | 1- 0 | 0- 0 | 1- 0 | | | | |
| 5- 4 | 0- 1 | 0- 0 | NON-CONFERENCE | 1- 1 | 1- 0 | 3- 2 | | | | |
| 1- 3 | 0- 0 | 0- 0 | HOME | 0- 1 | 1- 0 | 0- 2 | | | | |
| 2- 1 | 0- 1 | 0- 0 | AWAY | 0- 0 | 0- 0 | 2- 0 | | | | |
| 2- 0 | 0- 0 | 0- 0 | NEUTRAL | 1- 0 | 0- 0 | 1- 0 | | | | |
| 5- 5 | 0- 0 | 0- 0 | CONFERENCE | 0- 3 | 0- 1 | 5- 1 | | | | |
| 3- 2 | 0- 0 | 0- 0 | HOME | 0- 0 | 0- 1 | 3- 1 | | | | |
| 2- 3 | 0- 0 | 0- 0 | AWAY | 0- 3 | 0- 0 | 2- 0 | | | | |
| 0- 0 | 0- 0 | 0- 0 | NEUTRAL | 0- 0 | 0- 0 | 0- 0 | | | | |

| RPI S | Opponent | Score | RPI S | Opponent | Score | RPI S | Opponent | Score | RPI S | Opponent | Score | Team's RPI: 173 |
|---------------------------|----------------|-------|-------|--------------------|-------|-------|----------------|-------|-------|--------------------|-------|-----------------|
| 10 | A Washington | 54 85 | | | | 51 | H Utah | 55 65 | 141 | H San Francisco | 61 48 | |
| | | | | | | 75 | A Boise St. | 66 67 | 147 | H New Mexico | 54 80 | |
| | | | | | | 76 | A Colorado St. | 56 73 | 191 | H San Jose St. | 88 74 | |
| | | | | | | 81 | N Belmont | 62 53 | 199 | A Pacific | 74 67 | |
| | | | | | | 98 | A Wyoming | 48 70 | 210 | H Utah St. | 47 52 | |
| | | | | | | | | | 213 | H CSUN | 57 61 | |
| | | | | | | | | | 239 | H UC Santa Barbara | 49 50 | |
| | | | | | | | | | 257 | A Weber St. | 60 57 | |
| | | | | | | | | | 284 | A Nevada | 71 70 | |
| | | | | | | | | | 284 | H Nevada | 68 54 | |
| | | | | | | | | | 319 | A Air Force | 72 56 | |
| | | | | | | | | | 319 | H Air Force | 63 40 | |
| | | | | | | | | | 327 | N UC Irvine | 63 45 | |
| LAST 12 Division I GAMES: | | | | | | | | | | | | |
| 319 | A Air Force | 72 56 | 191 | H San Jose St. | 88 74 | | | | | | | |
| 210 | H Utah St. | 47 52 | 98 | A Wyoming | 48 70 | | | | | | | |
| 284 | H Nevada | 68 54 | 284 | A Nevada | 71 70 | | | | | | | |
| 76 | A Colorado St. | 56 73 | 147 | H New Mexico | 54 80 | | | | | | | |
| 75 | A Boise St. | 66 67 | 257 | A Weber St. | 60 57 | | | | | | | |
| 319 | H Air Force | 63 40 | 239 | H UC Santa Barbara | 49 50 | | | | | | | |

Non-Div I Games: Biola 71 50 Cal St. Dom. Hills 73 60

Fresno St.

Loss, Non-Conf, S Site, H Home A Away N Neutral

| | | | | | | | | | |
|------------------------------|----------|-----------|----------------|-------------|---------------|----------|------|-------|-----------|
| Average RPI Win: 248 | WON-LOST | WINNING | LAST 10 | STRENGTH OF | OPP. STRENGTH | TEAM | ADJ. | CONF. | ADJ CONF. |
| Average RPI Loss: 155 | RECORD | PCT. RANK | GAMES | SCHEDULE | OF SCHEDULE | RPI | RPI | RPI | RPI |
| DIV. I ONLY | 9- 11 | 205 | 1- 2 | 243 | 223 | 236 | 236 | 18 | 18 |
| DIV. I NON-CONF. | 4- 9 | 248 | 0- 1 | 296 | 212 | 313 | 313 | 22 | 22 |
| TOTALS | RPI 1-25 | RPI 26-50 | W-L RECORDS | RPI 51-100 | RPI 101-150 | RPI 150+ | | | |
| 9- 11 | 0- 0 | 0- 1 | OVERALL | 0- 1 | 1- 4 | 8- 5 | | | |
| 7- 3 | 0- 0 | 0- 0 | HOME | 0- 0 | 1- 1 | 6- 2 | | | |
| 2- 7 | 0- 0 | 0- 0 | AWAY | 0- 1 | 0- 0 | 2- 0 | | | |
| 0- 1 | 0- 0 | 0- 0 | NEUTRAL | 0- 0 | 0- 0 | 0- 1 | | | |
| 4- 9 | 0- 0 | 0- 1 | NON-CONFERENCE | 0- 1 | 0- 3 | 4- 4 | | | |
| 4- 2 | 0- 0 | 0- 0 | HOME | 0- 0 | 0- 1 | 4- 1 | | | |
| 0- 6 | 0- 0 | 0- 1 | AWAY | 0- 1 | 0- 2 | 0- 2 | | | |
| 0- 1 | 0- 0 | 0- 0 | NEUTRAL | 0- 0 | 0- 0 | 0- 1 | | | |
| 5- 2 | 0- 0 | 0- 0 | CONFERENCE | 0- 0 | 1- 1 | 4- 1 | | | |
| 3- 1 | 0- 0 | 0- 0 | HOME | 0- 0 | 1- 0 | 2- 1 | | | |
| 2- 1 | 0- 0 | 0- 0 | AWAY | 0- 0 | 0- 1 | 2- 0 | | | |
| 0- 0 | 0- 0 | 0- 0 | NEUTRAL | 0- 0 | 0- 0 | 0- 0 | | | |

| RPI 1-25 | | | | RPI 26-50 | | | | RPI 51-100 | | | | RPI 101+ | | | | Team's RPI: 236 | |
|---------------------------|---|----------|-------|-----------|---|---------------|-------|------------|---|---------------|-------|----------|---|---------------|-------|-----------------|--|
| RPI | S | Opponent | Score | RPI | S | Opponent | Score | RPI | S | Opponent | Score | RPI | S | Opponent | Score | | |
| | | | | 49 | A | Wake Forest | 52 59 | 83 | A | Central Mich. | 71 81 | 102 | H | Chattanooga | 65 48 | | |
| | | | | | | | | | | | | 116 | A | Georgia | 62 67 | | |
| | | | | | | | | | | | | 118 | A | Mercer | 52 76 | | |
| | | | | | | | | | | | | 122 | A | Fordham | 47 60 | | |
| | | | | | | | | | | | | 123 | H | VCU | 61 75 | | |
| | | | | | | | | | | | | 159 | N | Eastern Wash. | 56 68 | | |
| | | | | | | | | | | | | 178 | H | ETSU | 64 74 | | |
| | | | | | | | | | | | | 208 | H | UNC Asheville | 63 51 | | |
| | | | | | | | | | | | | 219 | A | UNCW | 52 56 | | |
| | | | | | | | | | | | | 226 | A | Samford | 54 50 | | |
| | | | | | | | | | | | | 227 | A | Wofford | 69 49 | | |
| | | | | | | | | | | | | 246 | H | Richmond | 48 54 | | |
| | | | | | | | | | | | | 253 | H | UNCG | 65 55 | | |
| | | | | | | | | | | | | 278 | H | Gardner-Webb | 84 62 | | |
| | | | | | | | | | | | | 292 | A | Davidson | 61 71 | | |
| | | | | | | | | | | | | 297 | H | USC Upstate | 57 37 | | |
| | | | | | | | | | | | | 303 | H | Western Caro. | 73 44 | | |
| | | | | | | | | | | | | 341 | H | N.C. Central | 60 40 | | |
| LAST 12 Division I GAMES: | | | | | | | | | | | | | | | | | |
| | | | | 83 | A | Central Mich. | 71 81 | 303 | H | Western Caro. | 73 44 | | | | | | |
| | | | | 102 | H | Chattanooga | 65 48 | 253 | H | UNCG | 65 55 | | | | | | |
| | | | | 178 | H | ETSU | 64 74 | 341 | H | N.C. Central | 60 40 | | | | | | |
| | | | | 226 | A | Samford | 54 50 | 278 | H | Gardner-Webb | 84 62 | | | | | | |
| | | | | 118 | A | Mercer | 52 76 | 246 | H | Richmond | 48 54 | | | | | | |
| | | | | 227 | A | Wofford | 69 49 | 292 | A | Davidson | 61 71 | | | | | | |

Non-Div I Games: Bob Jones 95 45 Mars Hill 81 46 Newberry 67 41

Furman

Ga. Southern

Through Games Of Feb. 1, 2017

| | | | | | | | | | | |
|-------------------|----------|-----------|----------------|------------|-------------|---------------|------|------|-------|-----------|
| Average RPI Win: | 273 | WON-LOST | WINNING | LAST 10 | STRENGTH OF | OPP. STRENGTH | TEAM | ADJ. | CONF. | ADJ CONF. |
| Average RPI Loss: | 170 | RECORD | PCT. RANK | GAMES | SCHEDULE | OF SCHEDULE | RPI | RPI | RPI | RPI |
| DIV. I ONLY | 7- 12 | 241 | 5- 5 | 245 | 296 | 265 | 265 | 21 | 21 | |
| DIV. I NON-CONF. | 3- 7 | 250 | 1- 2 | 182 | 333 | 264 | 264 | 18 | 18 | |
| TOTALS | RPI 1-25 | RPI 26-50 | W-L RECORDS | RPI 51-100 | RPI 101-150 | RPI 150+ | | | | |
| 7- 12 | 0- 0 | 0- 0 | OVERALL | 0- 1 | 0- 6 | 7- 5 | | | | |
| 4- 5 | 0- 0 | 0- 0 | HOME | 0- 0 | 0- 3 | 4- 2 | | | | |
| 3- 7 | 0- 0 | 0- 0 | AWAY | 0- 1 | 0- 3 | 3- 3 | | | | |
| 0- 0 | 0- 0 | 0- 0 | NEUTRAL | 0- 0 | 0- 0 | 0- 0 | | | | |
| 3- 7 | 0- 0 | 0- 0 | NON-CONFERENCE | 0- 1 | 0- 4 | 3- 2 | | | | |
| 2- 2 | 0- 0 | 0- 0 | HOME | 0- 0 | 0- 2 | 2- 0 | | | | |
| 1- 5 | 0- 0 | 0- 0 | AWAY | 0- 1 | 0- 2 | 1- 2 | | | | |
| 0- 0 | 0- 0 | 0- 0 | NEUTRAL | 0- 0 | 0- 0 | 0- 0 | | | | |
| 4- 5 | 0- 0 | 0- 0 | CONFERENCE | 0- 0 | 0- 2 | 4- 3 | | | | |
| 2- 3 | 0- 0 | 0- 0 | HOME | 0- 0 | 0- 1 | 2- 2 | | | | |
| 2- 2 | 0- 0 | 0- 0 | AWAY | 0- 0 | 0- 1 | 2- 1 | | | | |
| 0- 0 | 0- 0 | 0- 0 | NEUTRAL | 0- 0 | 0- 0 | 0- 0 | | | | |

| RPI 1-25 | | | RPI 26-50 | | | RPI 51-100 | | | RPI 101+ Team's RPI: 265 | | |
|---------------------------|---|-----------------|-----------|-------|---|--------------------|-------|--------------------------|--------------------------|----------|-------|
| RPI | S | Opponent | Score | RPI | S | Opponent | Score | RPI | S | Opponent | Score |
| | | | | | | 67 A IUPUI | 57 83 | 105 A Troy | | 67 77 | |
| | | | | | | | | 105 H Troy | | 86 89 | |
| | | | | | | | | 117 A Alabama | | 48 66 | |
| | | | | | | | | 118 H Mercer | | 56 77 | |
| | | | | | | | | 124 A Clemson | | 47 58 | |
| | | | | | | | | 135 H UCF | | 54 74 | |
| | | | | | | | | 190 H Appalachian St. | | 53 50 | |
| | | | | | | | | 195 A Louisiana | | 52 79 | |
| | | | | | | | | 235 H Coastal Caro. | | 78 70 | |
| | | | | | | | | 254 A South Ala. | | 53 45 | |
| | | | | | | | | 254 H South Ala. | | 46 55 | |
| | | | | | | | | 263 H Georgia St. | | 54 58 | |
| | | | | | | | | 268 A Jacksonville St. | | 55 67 | |
| | | | | | | | | 274 H N.C. A&T | | 65 50 | |
| | | | | | | | | 289 A Charleston So. | | 54 55 | |
| | | | | | | | | 290 A Savannah St. | | 50 45 | |
| | | | | | | | | 329 A La.-Monroe | | 65 44 | |
| | | | | | | | | 340 H South Carolina St. | | 74 58 | |
| LAST 12 Division I GAMES: | | | | | | | | | | | |
| 254 A | | South Ala. | 53 45 | 105 H | | Troy | 86 89 | | | | |
| 105 A | | Troy | 67 77 | 254 H | | South Ala. | 46 55 | | | | |
| 190 H | | Appalachian St. | 53 50 | 263 H | | Georgia St. | 54 58 | | | | |
| 235 H | | Coastal Caro. | 78 70 | 340 H | | South Carolina St. | 74 58 | | | | |
| 195 A | | Louisiana | 52 79 | 135 H | | UCF | 54 74 | | | | |
| 329 A | | La.-Monroe | 65 44 | 289 A | | Charleston So. | 54 55 | | | | |

Non-Div I Games: Thomas (GA) 106 43

Ga. Southern

■ Loss,
 ■ Non-Conf, S Site,
 ■ Home
 ■ Away
 N Neutral

| | | | | | | | | | | |
|-------------------|----------|-----------|----------------|------------|-------------|---------------|------|------|-------|-----------|
| Average RPI Win: | 291 | WON-LOST | WINNING | LAST 10 | STRENGTH OF | OPP. STRENGTH | TEAM | ADJ. | CONF. | ADJ CONF. |
| Average RPI Loss: | 201 | RECORD | PCT. RANK | GAMES | SCHEDULE | OF SCHEDULE | RPI | RPI | RPI | RPI |
| DIV. I ONLY | 6- 11 | 251 | 4- 5 | 310 | 305 | 278 | 278 | 28 | 28 | |
| DIV. I NON-CONF. | 2- 6 | 275 | 1- 1 | 266 | 238 | 260 | 260 | 28 | 28 | |
| TOTALS | RPI 1-25 | RPI 26-50 | W-L RECORDS | RPI 51-100 | RPI 101-150 | RPI 150+ | | | | |
| 6- 11 | 0- 0 | 0- 1 | OVERALL | 0- 0 | 0- 2 | 6- 8 | | | | |
| 2- 2 | 0- 0 | 0- 0 | HOME | 0- 0 | 0- 0 | 2- 2 | | | | |
| 4- 7 | 0- 0 | 0- 1 | AWAY | 0- 0 | 0- 1 | 4- 3 | | | | |
| 0- 2 | 0- 0 | 0- 0 | NEUTRAL | 0- 0 | 0- 0 | 0- 2 | | | | |
| 2- 6 | 0- 0 | 0- 1 | NON-CONFERENCE | 0- 0 | 0- 1 | 2- 4 | | | | |
| 0- 0 | 0- 0 | 0- 0 | HOME | 0- 0 | 0- 0 | 0- 0 | | | | |
| 2- 4 | 0- 0 | 0- 1 | AWAY | 0- 0 | 0- 1 | 2- 2 | | | | |
| 0- 2 | 0- 0 | 0- 0 | NEUTRAL | 0- 0 | 0- 0 | 0- 2 | | | | |
| 4- 5 | 0- 0 | 0- 0 | CONFERENCE | 0- 0 | 0- 1 | 4- 4 | | | | |
| 2- 2 | 0- 0 | 0- 0 | HOME | 0- 0 | 0- 0 | 2- 2 | | | | |
| 2- 3 | 0- 0 | 0- 0 | AWAY | 0- 0 | 0- 1 | 2- 2 | | | | |
| 0- 0 | 0- 0 | 0- 0 | NEUTRAL | 0- 0 | 0- 0 | 0- 0 | | | | |

| RPI 1-25 | | | RPI 26-50 | | | RPI 51-100 | | | RPI 101+ Team's RPI: 278 | | |
|---------------------------|---|----------------|-----------|-----|---|---------------|-------|-----|--------------------------|-----------------|-------|
| RPI | S | Opponent | Score | RPI | S | Opponent | Score | RPI | S | Opponent | Score |
| | | | | 41 | A | Virginia Tech | 42 76 | 121 | A | Radford | 57 67 |
| | | | | | | | | 135 | A | UCF | 52 66 |
| | | | | | | | | 189 | N | UAB | 49 59 |
| | | | | | | | | 190 | N | Appalachian St. | 67 72 |
| | | | | | | | | 208 | H | UNC Asheville | 55 52 |
| | | | | | | | | 227 | A | Wofford | 66 75 |
| | | | | | | | | 228 | H | Campbell | 61 73 |
| | | | | | | | | 236 | A | Furman | 62 84 |
| | | | | | | | | 242 | H | Presbyterian | 55 56 |
| | | | | | | | | 277 | H | Liberty | 84 82 |
| | | | | | | | | 289 | A | Charleston So. | 57 64 |
| | | | | | | | | 297 | A | USC Upstate | 57 53 |
| | | | | | | | | 303 | A | Western Caro. | 68 60 |
| | | | | | | | | 311 | A | High Point | 69 71 |
| | | | | | | | | 326 | A | Winthrop | 89 54 |
| | | | | | | | | 335 | A | Longwood | 77 43 |
| LAST 12 Division I GAMES: | | | | | | | | | | | |
| 326 | A | Winthrop | 89 54 | 335 | A | Longwood | 77 43 | | | | |
| 228 | H | Campbell | 61 73 | 242 | H | Presbyterian | 55 56 | | | | |
| 289 | A | Charleston So. | 57 64 | 121 | A | Radford | 57 67 | | | | |
| 311 | A | High Point | 69 71 | 236 | A | Furman | 62 84 | | | | |
| 208 | H | UNC Asheville | 55 52 | 303 | A | Western Caro. | 68 60 | | | | |
| 277 | H | Liberty | 84 82 | 135 | A | UCF | 52 66 | | | | |

Non-Div I Games: Montreat 92 45 Southern Wesleyan 86 62 Converse 68 38

Gardner-Webb

Loss, Non-Conf, S Site, H Home A Away N Neutral

George Mason

Through Games Of Feb. 1, 2017

| | | | | | | | | | |
|------------------------------|---------------|------------|----------------|-------------|---------------|------------|------------|-----------|-----------|
| Average RPI Win: 222 | WON-LOST | WINNING | LAST 10 | STRENGTH OF | OPP. STRENGTH | TEAM | ADJ. | CONF. | ADJ CONF. |
| Average RPI Loss: 117 | RECORD | PCT. RANK | GAMES | SCHEDULE | OF SCHEDULE | RPI | RPI | RPI | RPI |
| DIV. I ONLY | 11- 12 | 181 | 4- 6 | 98 | 229 | 143 | 143 | 12 | 12 |
| DIV. I NON-CONF. | 7- 6 | 157 | 2- 1 | 97 | 274 | 113 | 113 | 13 | 13 |
| TOTALS | RPI 1-25 | RPI 26-50 | W-L RECORDS | RPI 51-100 | RPI 101-150 | RPI 150+ | | | |
| 11- 12 | 0- 0 | 0- 1 | OVERALL | 0- 4 | 3- 4 | 8- 3 | | | |
| 5- 5 | 0- 0 | 0- 0 | HOME | 0- 3 | 3- 2 | 2- 0 | | | |
| 6- 6 | 0- 0 | 0- 1 | AWAY | 0- 0 | 0- 2 | 6- 3 | | | |
| 0- 1 | 0- 0 | 0- 0 | NEUTRAL | 0- 1 | 0- 0 | 0- 0 | | | |
| 7- 6 | 0- 0 | 0- 1 | NON-CONFERENCE | 0- 2 | 2- 2 | 5- 1 | | | |
| 3- 2 | 0- 0 | 0- 0 | HOME | 0- 1 | 2- 1 | 1- 0 | | | |
| 4- 3 | 0- 0 | 0- 1 | AWAY | 0- 0 | 0- 1 | 4- 1 | | | |
| 0- 1 | 0- 0 | 0- 0 | NEUTRAL | 0- 1 | 0- 0 | 0- 0 | | | |
| 4- 6 | 0- 0 | 0- 0 | CONFERENCE | 0- 2 | 1- 2 | 3- 2 | | | |
| 2- 3 | 0- 0 | 0- 0 | HOME | 0- 2 | 1- 1 | 1- 0 | | | |
| 2- 3 | 0- 0 | 0- 0 | AWAY | 0- 0 | 0- 1 | 2- 2 | | | |
| 0- 0 | 0- 0 | 0- 0 | NEUTRAL | 0- 0 | 0- 0 | 0- 0 | | | |

| RPI S | Opponent | Score | RPI S | Opponent | Score | RPI S | Opponent | Score | RPI S | Opponent | Score | Team's RPI: 143 |
|---------------------------|---------------------|-------|-------|---------------------|-------|-------|-------------------|-------|-------|----------|-------|-----------------|
| 42 | A Georgetown | 56 69 | 68 | N Drexel | 71 82 | 104 | H Navy | 68 64 | | | | |
| | | | 70 | H George Washington | 71 79 | 110 | A Delaware | 51 67 | | | | |
| | | | 74 | H Dayton | 48 60 | 111 | A Saint Louis | 50 89 | | | | |
| | | | 90 | H SFA | 76 77 | 114 | H Arizona | 70 81 | | | | |
| | | | | | | 121 | H Radford | 70 56 | | | | |
| | | | | | | 122 | H Fordham | 49 53 | | | | |
| | | | | | | 123 | H VCU | 70 59 | | | | |
| | | | | | | 155 | A Towson | 75 79 | | | | |
| | | | | | | 158 | A La Salle | 57 59 | | | | |
| | | | | | | 174 | A Detroit | 55 54 | | | | |
| | | | | | | 225 | H St. Bonaventure | 52 49 | | | | |
| | | | | | | 246 | A Richmond | 54 50 | | | | |
| | | | | | | 260 | A FIU | 67 51 | | | | |
| | | | | | | 269 | H Norfolk St. | 60 33 | | | | |
| | | | | | | 275 | A Massachusetts | 66 55 | | | | |
| | | | | | | 292 | A Davidson | 54 58 | | | | |
| | | | | | | 314 | A Illinois St. | 72 46 | | | | |
| | | | | | | 332 | A LIU Brooklyn | 64 48 | | | | |
| LAST 12 Division I GAMES: | | | | | | | | | | | | |
| 158 | A La Salle | 57 59 | 122 | H Fordham | 49 53 | | | | | | | |
| 74 | H Dayton | 48 60 | 111 | A Saint Louis | 50 89 | | | | | | | |
| 246 | A Richmond | 54 50 | 225 | H St. Bonaventure | 52 49 | | | | | | | |
| 292 | A Davidson | 54 58 | 260 | A FIU | 67 51 | | | | | | | |
| 123 | H VCU | 70 59 | 68 | N Drexel | 71 82 | | | | | | | |
| 70 | H George Washington | 71 79 | 104 | H Navy | 68 64 | | | | | | | |

Non-Div I Games:

George Mason

■ Loss,
■ Non-Conf, S Site,
■ Home
■ Away
N Neutral

| | | | | | | | | | | |
|-------------------|----------|-----------|----------------|------------|-------------|---------------|------|------|-------|-----------|
| Average RPI Win: | 170 | WON-LOST | WINNING | LAST 10 | STRENGTH OF | OPP. STRENGTH | TEAM | ADJ. | CONF. | ADJ CONF. |
| Average RPI Loss: | 76 | RECORD | PCT. RANK | GAMES | SCHEDULE | OF SCHEDULE | RPI | RPI | RPI | RPI |
| DIV. I ONLY | 14- 8 | 104 | 7- 3 | 83 | 70 | 70 | 70 | 12 | 12 | |
| DIV. I NON-CONF. | 7- 5 | 137 | 1- 2 | 58 | 31 | 76 | 76 | 13 | 13 | |
| TOTALS | RPI 1-25 | RPI 26-50 | W-L RECORDS | RPI 51-100 | RPI 101-150 | RPI 150+ | | | | |
| 14- 8 | 0- 1 | 0- 3 | OVERALL | 3- 1 | 5- 2 | 6- 1 | | | | |
| 8- 2 | 0- 1 | 0- 0 | HOME | 0- 0 | 3- 1 | 5- 0 | | | | |
| 4- 5 | 0- 0 | 0- 2 | AWAY | 1- 1 | 2- 1 | 1- 1 | | | | |
| 2- 1 | 0- 0 | 0- 1 | NEUTRAL | 2- 0 | 0- 0 | 0- 0 | | | | |
| 7- 5 | 0- 1 | 0- 3 | NON-CONFERENCE | 3- 0 | 0- 0 | 4- 1 | | | | |
| 4- 1 | 0- 1 | 0- 0 | HOME | 0- 0 | 0- 0 | 4- 0 | | | | |
| 1- 3 | 0- 0 | 0- 2 | AWAY | 1- 0 | 0- 0 | 0- 1 | | | | |
| 2- 1 | 0- 0 | 0- 1 | NEUTRAL | 2- 0 | 0- 0 | 0- 0 | | | | |
| 7- 3 | 0- 0 | 0- 0 | CONFERENCE | 0- 1 | 5- 2 | 2- 0 | | | | |
| 4- 1 | 0- 0 | 0- 0 | HOME | 0- 0 | 3- 1 | 1- 0 | | | | |
| 3- 2 | 0- 0 | 0- 0 | AWAY | 0- 1 | 2- 1 | 1- 0 | | | | |
| 0- 0 | 0- 0 | 0- 0 | NEUTRAL | 0- 0 | 0- 0 | 0- 0 | | | | |

| RPI 1-25 | | | | RPI 26-50 | | | | RPI 51-100 Team's RPI: 70 | | | | RPI 101+ | | | |
|---------------------------|---|---------------|-------|-----------|---|------------------|-------|---------------------------|---|-------------|-------|----------|---|-----------------|-------|
| RPI | S | Opponent | Score | RPI | S | Opponent | Score | RPI | S | Opponent | Score | RPI | S | Opponent | Score |
| 8 | H | Stanford | 52 71 | 36 | N | Syracuse | 71 74 | 63 | A | Villanova | 72 69 | 111 | A | Saint Louis | 59 67 |
| | | | | 38 | A | South Dakota St. | 55 60 | 74 | A | Dayton | 48 50 | 120 | A | Duquesne | 75 40 |
| | | | | 42 | A | Georgetown | 57 72 | 89 | N | FGCU | 76 47 | 120 | H | Duquesne | 63 73 |
| | | | | | | | | 91 | N | Western Ky. | 68 49 | 122 | H | Fordham | 63 46 |
| | | | | | | | | | | | | 123 | H | VCU | 81 67 |
| | | | | | | | | | | | | 134 | H | Saint Joseph's | 53 44 |
| | | | | | | | | | | | | 143 | A | George Mason | 79 71 |
| | | | | | | | | | | | | 177 | H | Illinois | 72 56 |
| | | | | | | | | | | | | 181 | A | American | 61 66 |
| | | | | | | | | | | | | 207 | H | Princeton | 56 45 |
| | | | | | | | | | | | | 247 | H | Loyola Maryland | 74 64 |
| | | | | | | | | | | | | 275 | A | Massachusetts | 60 54 |
| | | | | | | | | | | | | 292 | H | Davidson | 76 62 |
| | | | | | | | | | | | | 295 | H | Coppin St. | 77 46 |
| LAST 12 Division I GAMES: | | | | | | | | | | | | | | | |
| 122 | H | Fordham | 63 46 | 74 | A | Dayton | 48 50 | | | | | | | | |
| 120 | H | Duquesne | 63 73 | 134 | H | Saint Joseph's | 53 44 | | | | | | | | |
| 111 | A | Saint Louis | 59 67 | 120 | A | Duquesne | 75 40 | | | | | | | | |
| 275 | A | Massachusetts | 60 54 | 247 | H | Loyola Maryland | 74 64 | | | | | | | | |
| 292 | H | Davidson | 76 62 | 8 | H | Stanford | 52 71 | | | | | | | | |
| 143 | A | George Mason | 79 71 | 38 | A | South Dakota St. | 55 60 | | | | | | | | |

Non-Div I Games:

George Washington

■ Loss,
■ Non-Conf,
■ S Site,
■ H Home
■ A Away
N Neutral

Georgetown

Through Games Of Feb. 1, 2017

| | | | | | | | | | | |
|-------------------|----------|-----------|----------------|------------|-------------|---------------|------|------|-------|-----------|
| Average RPI Win: | 145 | WON-LOST | WINNING | LAST 10 | STRENGTH OF | OPP. STRENGTH | TEAM | ADJ. | CONF. | ADJ CONF. |
| Average RPI Loss: | 48 | RECORD | PCT. RANK | GAMES | SCHEDULE | OF SCHEDULE | RPI | RPI | RPI | RPI |
| DIV. I ONLY | 13- 7 | 101 | 5- 5 | 51 | 49 | 42 | 42 | 7 | 7 | |
| DIV. I NON-CONF. | 8- 2 | 49 | 2- 0 | 32 | 56 | 7 | 7 | 7 | 7 | |
| TOTALS | RPI 1-25 | RPI 26-50 | W-L RECORDS | RPI 51-100 | RPI 101-150 | RPI 150+ | | | | |
| 13- 7 | 0- 1 | 0- 3 | OVERALL | 3- 3 | 4- 0 | 6- 0 | | | | |
| 5- 3 | 0- 1 | 0- 1 | HOME | 2- 1 | 2- 0 | 1- 0 | | | | |
| 6- 4 | 0- 0 | 0- 2 | AWAY | 0- 2 | 1- 0 | 5- 0 | | | | |
| 2- 0 | 0- 0 | 0- 0 | NEUTRAL | 1- 0 | 1- 0 | 0- 0 | | | | |
| 8- 2 | 0- 0 | 0- 1 | NON-CONFERENCE | 2- 1 | 4- 0 | 2- 0 | | | | |
| 3- 0 | 0- 0 | 0- 0 | HOME | 1- 0 | 2- 0 | 0- 0 | | | | |
| 3- 2 | 0- 0 | 0- 1 | AWAY | 0- 1 | 1- 0 | 2- 0 | | | | |
| 2- 0 | 0- 0 | 0- 0 | NEUTRAL | 1- 0 | 1- 0 | 0- 0 | | | | |
| 5- 5 | 0- 1 | 0- 2 | CONFERENCE | 1- 2 | 0- 0 | 4- 0 | | | | |
| 2- 3 | 0- 1 | 0- 1 | HOME | 1- 1 | 0- 0 | 1- 0 | | | | |
| 3- 2 | 0- 0 | 0- 1 | AWAY | 0- 1 | 0- 0 | 3- 0 | | | | |
| 0- 0 | 0- 0 | 0- 0 | NEUTRAL | 0- 0 | 0- 0 | 0- 0 | | | | |

| RPI 1-25 | | | | RPI 26-50 | | | | Team's RPI: 42 | | | | RPI 51-100 | | | | RPI 101+ | | | |
|---------------------------|---|-----------------|-------|-----------|---|---------------|-------|----------------|---|-------------------|-------|------------|---|--------------|-------|----------|---|--------------|-------|
| RPI | S | Opponent | Score | RPI | S | Opponent | Score | RPI | S | Opponent | Score | RPI | S | Opponent | Score | RPI | S | Opponent | Score |
| 17 | H | DePaul | 53 76 | 28 | A | Creighton | 68 70 | 57 | A | Minnesota | 60 68 | 110 | A | Delaware | 54 46 | | | | |
| | | | | 40 | H | Marquette | 77 84 | 63 | A | Villanova | 50 71 | 117 | H | Alabama | 70 59 | | | | |
| | | | | 41 | A | Virginia Tech | 63 73 | 63 | H | Villanova | 54 49 | 138 | N | Wright St. | 67 60 | | | | |
| | | | | | | | | 70 | H | George Washington | 72 57 | 143 | H | George Mason | 69 56 | | | | |
| | | | | | | | | 87 | H | St. John's (NY) | 66 71 | 152 | A | Providence | 71 39 | | | | |
| | | | | | | | | 95 | N | Penn St. | 68 54 | 155 | A | Towson | 75 59 | | | | |
| | | | | | | | | | | | | 172 | A | Xavier | 69 64 | | | | |
| | | | | | | | | | | | | 180 | H | Seton Hall | 77 58 | | | | |
| | | | | | | | | | | | | 224 | A | Butler | 58 52 | | | | |
| | | | | | | | | | | | | 260 | A | FIU | 66 53 | | | | |
| LAST 12 Division I GAMES: | | | | | | | | | | | | | | | | | | | |
| 63 | H | Villanova | 54 49 | 28 | A | Creighton | 68 70 | 63 | A | Villanova | 50 71 | 40 | H | Marquette | 77 84 | 17 | H | DePaul | 53 76 |
| 224 | A | Butler | 58 52 | 63 | A | Villanova | 50 71 | 40 | H | Marquette | 77 84 | 17 | H | DePaul | 53 76 | 117 | H | Alabama | 70 59 |
| 172 | A | Xavier | 69 64 | 40 | H | Marquette | 77 84 | 17 | H | DePaul | 53 76 | 117 | H | Alabama | 70 59 | 143 | H | George Mason | 69 56 |
| 180 | H | Seton Hall | 77 58 | 17 | H | DePaul | 53 76 | 117 | H | Alabama | 70 59 | 143 | H | George Mason | 69 56 | | | | |
| 87 | H | St. John's (NY) | 66 71 | 117 | H | Alabama | 70 59 | | | | | | | | | | | | |
| 152 | A | Providence | 71 39 | 143 | H | George Mason | 69 56 | | | | | | | | | | | | |

Non-Div I Games:

Georgetown

■ Loss,
 ■ Non-Conf,
 ■ S Site,
 ■ H Home
 ■ A Away
 N Neutral

| | | | | | | | | | | |
|-------------------|----------|-----------|----------------|------------|-------------|---------------|------|------|-------|-----------|
| Average RPI Win: | 218 | WON-LOST | WINNING | LAST 10 | STRENGTH OF | OPP. STRENGTH | TEAM | ADJ. | CONF. | ADJ CONF. |
| Average RPI Loss: | 174 | RECORD | PCT. RANK | GAMES | SCHEDULE | OF SCHEDULE | RPI | RPI | RPI | RPI |
| DIV. I ONLY | 6- 13 | 268 | 3- 7 | 238 | 206 | 263 | 263 | 21 | 21 | |
| DIV. I NON-CONF. | 3- 7 | 250 | 0- 3 | 174 | 166 | 241 | 241 | 18 | 18 | |
| TOTALS | RPI 1-25 | RPI 26-50 | W-L RECORDS | RPI 51-100 | RPI 101-150 | RPI 150+ | | | | |
| 6- 13 | 0- 0 | 0- 1 | OVERALL | 0- 2 | 1- 2 | 5- 8 | | | | |
| 1- 7 | 0- 0 | 0- 1 | HOME | 0- 0 | 0- 1 | 1- 5 | | | | |
| 4- 4 | 0- 0 | 0- 0 | AWAY | 0- 1 | 1- 1 | 3- 2 | | | | |
| 1- 2 | 0- 0 | 0- 0 | NEUTRAL | 0- 1 | 0- 0 | 1- 1 | | | | |
| 3- 7 | 0- 0 | 0- 1 | NON-CONFERENCE | 0- 2 | 0- 1 | 3- 3 | | | | |
| 1- 3 | 0- 0 | 0- 1 | HOME | 0- 0 | 0- 0 | 1- 2 | | | | |
| 1- 2 | 0- 0 | 0- 0 | AWAY | 0- 1 | 0- 1 | 1- 0 | | | | |
| 1- 2 | 0- 0 | 0- 0 | NEUTRAL | 0- 1 | 0- 0 | 1- 1 | | | | |
| 3- 6 | 0- 0 | 0- 0 | CONFERENCE | 0- 0 | 1- 1 | 2- 5 | | | | |
| 0- 4 | 0- 0 | 0- 0 | HOME | 0- 0 | 0- 1 | 0- 3 | | | | |
| 3- 2 | 0- 0 | 0- 0 | AWAY | 0- 0 | 1- 0 | 2- 2 | | | | |
| 0- 0 | 0- 0 | 0- 0 | NEUTRAL | 0- 0 | 0- 0 | 0- 0 | | | | |

| RPI S | Opponent | Score | RPI S | Opponent | Score | RPI S | Opponent | Score | RPI S | Opponent | Score | Team's RPI: 263 |
|---------------------------|-------------------|-------|-------|----------------|-------|-------|-----------------|-------|-------|-------------------|-------|-----------------|
| 27 | H Elon | 67 84 | 53 | A Georgia Tech | 42 73 | 105 | A Troy | 68 65 | 105 | H Troy | 69 87 | |
| | | | 95 | N Penn St. | 42 69 | 117 | A Alabama | 57 80 | 181 | N American | 59 58 | |
| | | | | | | 188 | H Akron | 66 78 | 190 | H Appalachian St. | 63 67 | |
| | | | | | | 195 | A Louisiana | 65 72 | 200 | A Morehead St. | 68 50 | |
| | | | | | | 219 | H UNCW | 66 72 | 235 | H Coastal Caro. | 67 73 | |
| | | | | | | 254 | A South Ala. | 55 45 | 254 | H South Ala. | 47 77 | |
| | | | | | | 261 | N Eastern Mich. | 59 69 | 265 | A Ga. Southern | 58 54 | |
| | | | | | | 301 | H Kennesaw St. | 62 59 | 329 | A La.-Monroe | 63 72 | |
| LAST 12 Division I GAMES: | | | | | | | | | | | | |
| 105 | A Troy | 68 65 | 254 | H South Ala. | 47 77 | 105 | H Troy | 69 87 | | | | |
| 254 | A South Ala. | 55 45 | 265 | A Ga. Southern | 58 54 | 27 | H Elon | 67 84 | | | | |
| 235 | H Coastal Caro. | 67 73 | 188 | H Akron | 66 78 | 117 | A Alabama | 57 80 | | | | |
| 190 | H Appalachian St. | 63 67 | | | | | | | | | | |
| 329 | A La.-Monroe | 63 72 | | | | | | | | | | |
| 195 | A Louisiana | 65 72 | | | | | | | | | | |

Non-Div I Games: Allen

96 58

Georgia St.

| | | | | | | | | | | |
|-------------------|----------|-----------|----------------|------------|-------------|---------------|------|------|-------|-----------|
| Average RPI Win: | 155 | WON-LOST | WINNING | LAST 10 | STRENGTH OF | OPP. STRENGTH | TEAM | ADJ. | CONF. | ADJ CONF. |
| Average RPI Loss: | 44 | RECORD | PCT. RANK | GAMES | SCHEDULE | OF SCHEDULE | RPI | RPI | RPI | RPI |
| DIV. I ONLY | 13- 8 | 114 | 4- 6 | 33 | 46 | 53 | 53 | 3 | 3 | |
| DIV. I NON-CONF. | 11- 2 | 24 | 3- 1 | 102 | 133 | 40 | 40 | 4 | 4 | |
| TOTALS | RPI 1-25 | RPI 26-50 | W-L RECORDS | RPI 51-100 | RPI 101-150 | RPI 150+ | | | | |
| 13- 8 | 0- 4 | 2- 2 | OVERALL | 2- 0 | 2- 2 | 7- 0 | | | | |
| 8- 4 | 0- 3 | 1- 1 | HOME | 0- 0 | 2- 0 | 5- 0 | | | | |
| 3- 4 | 0- 1 | 0- 1 | AWAY | 1- 0 | 0- 2 | 2- 0 | | | | |
| 2- 0 | 0- 0 | 1- 0 | NEUTRAL | 1- 0 | 0- 0 | 0- 0 | | | | |
| 11- 2 | 0- 0 | 1- 1 | NON-CONFERENCE | 2- 0 | 2- 1 | 6- 0 | | | | |
| 7- 1 | 0- 0 | 0- 1 | HOME | 0- 0 | 2- 0 | 5- 0 | | | | |
| 2- 1 | 0- 0 | 0- 0 | AWAY | 1- 0 | 0- 1 | 1- 0 | | | | |
| 2- 0 | 0- 0 | 1- 0 | NEUTRAL | 1- 0 | 0- 0 | 0- 0 | | | | |
| 2- 6 | 0- 4 | 1- 1 | CONFERENCE | 0- 0 | 0- 1 | 1- 0 | | | | |
| 1- 3 | 0- 3 | 1- 0 | HOME | 0- 0 | 0- 0 | 0- 0 | | | | |
| 1- 3 | 0- 1 | 0- 1 | AWAY | 0- 0 | 0- 1 | 1- 0 | | | | |
| 0- 0 | 0- 0 | 0- 0 | NEUTRAL | 0- 0 | 0- 0 | 0- 0 | | | | |

| RPI 1-25 | | | | RPI 26-50 | | | | RPI 51-100 Team's RPI: 53 | | | | RPI 101+ | | | |
|---------------------------|---|----------------|-------|-----------|---|-----------------|-------|---------------------------|---|--------------|-------|----------|---|-----------------|-------|
| RPI | S | Opponent | Score | RPI | S | Opponent | Score | RPI | S | Opponent | Score | RPI | S | Opponent | Score |
| 2 | H | Notre Dame | 38 55 | 31 | N | Missouri | 72 70 | 74 | N | Dayton | 81 68 | 116 | H | Georgia | 52 45 |
| 6 | H | Florida St. | 63 69 | 32 | H | Michigan | 52 92 | 88 | A | Middle Tenn. | 61 60 | 117 | A | Alabama | 65 67 |
| 11 | H | Duke | 68 75 | 36 | H | Syracuse | 75 66 | | | | | 118 | H | Mercer | 70 50 |
| 13 | A | Louisville | 51 91 | 49 | A | Wake Forest | 65 70 | | | | | 124 | A | Clemson | 61 62 |
| | | | | | | | | | | | | 165 | A | Boston College | 71 67 |
| | | | | | | | | | | | | 190 | H | Appalachian St. | 81 52 |
| | | | | | | | | | | | | 197 | H | Alabama St. | 70 48 |
| | | | | | | | | | | | | 207 | H | Princeton | 67 51 |
| | | | | | | | | | | | | 226 | H | Samford | 62 57 |
| | | | | | | | | | | | | 263 | H | Georgia St. | 73 42 |
| | | | | | | | | | | | | 301 | A | Kennesaw St. | 86 49 |
| LAST 12 Division I GAMES: | | | | | | | | | | | | | | | |
| 124 | A | Clemson | 61 62 | 11 | H | Duke | 68 75 | | | | | | | | |
| 6 | H | Florida St. | 63 69 | 2 | H | Notre Dame | 38 55 | | | | | | | | |
| 49 | A | Wake Forest | 65 70 | 207 | H | Princeton | 67 51 | | | | | | | | |
| 13 | A | Louisville | 51 91 | 88 | A | Middle Tenn. | 61 60 | | | | | | | | |
| 36 | H | Syracuse | 75 66 | 117 | A | Alabama | 65 67 | | | | | | | | |
| 165 | A | Boston College | 71 67 | 190 | H | Appalachian St. | 81 52 | | | | | | | | |

Non-Div I Games:

Georgia Tech

■ Loss,
 ■ Non-Conf, S Site,
 ■ Home
 ■ Away
 N Neutral

| | | | | | | | | | |
|------------------------------|----------|-----------|----------------|-------------|---------------|----------|------|-------|-----------|
| Average RPI Win: 200 | WON-LOST | WINNING | LAST 10 | STRENGTH OF | OPP. STRENGTH | TEAM | ADJ. | CONF. | ADJ CONF. |
| Average RPI Loss: 137 | RECORD | PCT. RANK | GAMES | SCHEDULE | OF SCHEDULE | RPI | RPI | RPI | RPI |
| DIV. I ONLY | 17- 4 | 19 | 8- 2 | 261 | 102 | 97 | 97 | 14 | 14 |
| DIV. I NON-CONF. | 9- 2 | 37 | 2- 0 | 150 | 49 | 54 | 54 | 12 | 12 |
| TOTALS | RPI 1-25 | RPI 26-50 | W-L RECORDS | RPI 51-100 | RPI 101-150 | RPI 150+ | | | |
| 17- 4 | 1- 1 | 1- 1 | OVERALL | 1- 0 | 3- 0 | 11- 2 | | | |
| 10- 1 | 0- 0 | 1- 0 | HOME | 1- 0 | 2- 0 | 6- 1 | | | |
| 6- 1 | 1- 0 | 0- 0 | AWAY | 0- 0 | 1- 0 | 4- 1 | | | |
| 1- 2 | 0- 1 | 0- 1 | NEUTRAL | 0- 0 | 0- 0 | 1- 0 | | | |
| 9- 2 | 1- 1 | 1- 1 | NON-CONFERENCE | 1- 0 | 0- 0 | 6- 0 | | | |
| 6- 0 | 0- 0 | 1- 0 | HOME | 1- 0 | 0- 0 | 4- 0 | | | |
| 2- 0 | 1- 0 | 0- 0 | AWAY | 0- 0 | 0- 0 | 1- 0 | | | |
| 1- 2 | 0- 1 | 0- 1 | NEUTRAL | 0- 0 | 0- 0 | 1- 0 | | | |
| 8- 2 | 0- 0 | 0- 0 | CONFERENCE | 0- 0 | 3- 0 | 5- 2 | | | |
| 4- 1 | 0- 0 | 0- 0 | HOME | 0- 0 | 2- 0 | 2- 1 | | | |
| 4- 1 | 0- 0 | 0- 0 | AWAY | 0- 0 | 1- 0 | 3- 1 | | | |
| 0- 0 | 0- 0 | 0- 0 | NEUTRAL | 0- 0 | 0- 0 | 0- 0 | | | |

| RPI 1-25 | | | | RPI 26-50 | | | | RPI 51-100 Team's RPI: 97 | | | | RPI 101+ | | | |
|---------------------------|---|------------------|--------------|-----------|---|---------------|--------------|---------------------------|---|----------------|-------|----------|---|------------------|--------------|
| RPI | S | Opponent | Score | RPI | S | Opponent | Score | RPI | S | Opponent | Score | RPI | S | Opponent | Score |
| 6 | N | Florida St. | 69 87 | 32 | N | Michigan | 66 78 | 60 | H | Washington St. | 79 61 | 125 | A | St. Mary's (CA) | 79 75 |
| 8 | A | Stanford | 68 63 | 43 | H | Northwestern | 67 56 | | | | | 141 | H | San Francisco | 61 46 |
| | | | | | | | | | | | | 142 | H | Santa Clara | 51 39 |
| | | | | | | | | | | | | 159 | A | Eastern Wash. | 73 54 |
| | | | | | | | | | | | | 199 | H | Pacific | 63 65 |
| | | | | | | | | | | | | 204 | A | Loyola Marymount | 80 56 |
| | | | | | | | | | | | | 215 | A | San Diego | 57 55 |
| | | | | | | | | | | | | 242 | H | Presbyterian | 79 39 |
| | | | | | | | | | | | | 264 | A | Portland | 85 50 |
| | | | | | | | | | | | | 264 | H | Portland | 67 55 |
| | | | | | | | | | | | | 267 | H | Colgate | 72 42 |
| | | | | | | | | | | | | 307 | H | Nicholls St. | 78 46 |
| | | | | | | | | | | | | 312 | A | Pepperdine | 69 79 |
| | | | | | | | | | | | | 312 | H | Pepperdine | 83 61 |
| | | | | | | | | | | | | 326 | N | Winthrop | 71 41 |
| | | | | | | | | | | | | 327 | H | UC Irvine | 102 38 |
| LAST 12 Division I GAMES: | | | | | | | | | | | | | | | |
| 312 | H | Pepperdine | 83 61 | 264 | H | Portland | 67 55 | | | | | | | | |
| 215 | A | San Diego | 57 55 | 141 | H | San Francisco | 61 46 | | | | | | | | |
| 264 | A | Portland | 85 50 | 199 | H | Pacific | 63 65 | | | | | | | | |
| 142 | H | Santa Clara | 51 39 | 312 | A | Pepperdine | 69 79 | | | | | | | | |
| 125 | A | St. Mary's (CA) | 79 75 | 267 | H | Colgate | 72 42 | | | | | | | | |
| 204 | A | Loyola Marymount | 80 56 | 43 | H | Northwestern | 67 56 | | | | | | | | |

Non-Div I Games:

Gonzaga

| Average RPI Win: | 307 | WON-LOST | WINNING | LAST 10 | STRENGTH OF | OPP. STRENGTH | TEAM | ADJ. | CONF. | ADJ CONF. |
|-------------------|----------|-----------|----------------|------------|-------------|---------------|------|------|-------|-----------|
| Average RPI Loss: | 151 | RECORD | PCT. RANK | GAMES | SCHEDULE | OF SCHEDULE | RPI | RPI | RPI | RPI |
| DIV. I ONLY | 8- 12 | 225 | 7- 3 | 314 | 266 | 266 | 266 | 30 | 30 | |
| DIV. I NON-CONF. | 2- 9 | 293 | 1- 2 | 224 | 110 | 269 | 269 | 30 | 30 | |
| TOTALS | RPI 1-25 | RPI 26-50 | W-L RECORDS | RPI 51-100 | RPI 101-150 | RPI 150+ | | | | |
| 8- 12 | 0- 1 | 0- 1 | OVERALL | 0- 1 | 0- 4 | 8- 5 | | | | |
| 4- 2 | 0- 0 | 0- 0 | HOME | 0- 0 | 0- 0 | 4- 2 | | | | |
| 4- 8 | 0- 0 | 0- 0 | AWAY | 0- 0 | 0- 0 | 4- 1 | | | | |
| 0- 2 | 0- 0 | 0- 0 | NEUTRAL | 0- 0 | 0- 2 | 0- 0 | | | | |
| 2- 9 | 0- 1 | 0- 1 | NON-CONFERENCE | 0- 1 | 0- 4 | 2- 2 | | | | |
| 0- 1 | 0- 0 | 0- 0 | HOME | 0- 0 | 0- 0 | 0- 1 | | | | |
| 2- 6 | 0- 1 | 0- 1 | AWAY | 0- 1 | 0- 2 | 2- 1 | | | | |
| 0- 2 | 0- 0 | 0- 0 | NEUTRAL | 0- 0 | 0- 2 | 0- 0 | | | | |
| 6- 3 | 0- 0 | 0- 0 | CONFERENCE | 0- 0 | 0- 0 | 6- 3 | | | | |
| 4- 1 | 0- 0 | 0- 0 | HOME | 0- 0 | 0- 0 | 4- 1 | | | | |
| 2- 2 | 0- 0 | 0- 0 | AWAY | 0- 0 | 0- 0 | 2- 2 | | | | |
| 0- 0 | 0- 0 | 0- 0 | NEUTRAL | 0- 0 | 0- 0 | 0- 0 | | | | |

| RPI S | Opponent | Score | RPI S | Opponent | Score | RPI S | Opponent | Score | RPI S | Opponent | Score | Team's RPI: 266 |
|---------------------------|--------------|------------------|-------|----------|-------|-------|-----------------------|-------|-------|--------------------|-------|-----------------|
| 24 | A Miami (FL) | 61 89 | 35 | A Tulane | 56 79 | 71 | A Southern California | 64 75 | 108 | N SMU | 36 56 | |
| | | | | | | | | | 114 | A Arizona | 46 73 | |
| | | | | | | | | | 122 | N Fordham | 53 59 | |
| | | | | | | | | | 140 | A TCU | 47 83 | |
| | | | | | | | | | 168 | A Louisiana Tech | 55 69 | |
| | | | | | | | | | 197 | A Alabama St. | 60 45 | |
| | | | | | | | | | 209 | A Texas Southern | 61 69 | |
| | | | | | | | | | 222 | H Southern U. | 68 71 | |
| | | | | | | | | | 281 | H Mississippi Val. | 88 67 | |
| | | | | | | | | | 287 | A Prairie View | 49 51 | |
| | | | | | | | | | 299 | H Alcorn | 86 63 | |
| | | | | | | | | | 307 | H Nicholls St. | 60 71 | |
| | | | | | | | | | 316 | H Ark.-Pine Bluff | 56 54 | |
| | | | | | | | | | 329 | A La.-Monroe | 59 54 | |
| | | | | | | | | | 338 | A Southeastern La. | 87 71 | |
| | | | | | | | | | 347 | H Jackson St. | 90 85 | |
| | | | | | | | | | 349 | A Alabama A&M | 68 53 | |
| LAST 12 Division I GAMES: | | | | | | | | | | | | |
| 281 | H | Mississippi Val. | 88 | 67 | 222 | H | Southern U. | 68 | 71 | | | |
| 316 | H | Ark.-Pine Bluff | 56 | 54 | 349 | A | Alabama A&M | 68 | 53 | | | |
| 347 | H | Jackson St. | 90 | 85 | 197 | A | Alabama St. | 60 | 45 | | | |
| 287 | A | Prairie View | 49 | 51 | 338 | A | Southeastern La. | 87 | 71 | | | |
| 209 | A | Texas Southern | 61 | 69 | 108 | N | SMU | 36 | 56 | | | |
| 299 | H | Alcorn | 86 | 63 | 71 | A | Southern California | 64 | 75 | | | |

Non-Div I Games:

Grambling

■ Loss,
■ Non-Conf,
■ S Site,
■ H Home
■ A Away
N Neutral

Grand Canyon

Through Games Of Feb. 1, 2017

| | | | | | | | | | |
|------------------------------|----------|-----------|----------------|-------------|---------------|----------|------|-------|-----------|
| Average RPI Win: 280 | WON-LOST | WINNING | LAST 10 | STRENGTH OF | OPP. STRENGTH | TEAM | ADJ. | CONF. | ADJ CONF. |
| Average RPI Loss: 138 | RECORD | PCT. RANK | GAMES | SCHEDULE | OF SCHEDULE | RPI | RPI | RPI | RPI |
| DIV. I ONLY | 11- 7 | 124 | 6- 3 | 322 | 241 | 214 | 214 | 29 | 29 |
| DIV. I NON-CONF. | 7- 5 | 137 | 4- 1 | 297 | 181 | 194 | 194 | 29 | 29 |
| TOTALS | RPI 1-25 | RPI 26-50 | W-L RECORDS | RPI 51-100 | RPI 101-150 | RPI 150+ | | | |
| 11- 7 | 0- 2 | 0- 0 | OVERALL | 0- 0 | 0- 0 | 11- 5 | | | |
| 9- 2 | 0- 1 | 0- 0 | HOME | 0- 0 | 0- 0 | 9- 1 | | | |
| 2- 5 | 0- 1 | 0- 0 | AWAY | 0- 0 | 0- 0 | 2- 4 | | | |
| 0- 0 | 0- 0 | 0- 0 | NEUTRAL | 0- 0 | 0- 0 | 0- 0 | | | |
| 7- 5 | 0- 2 | 0- 0 | NON-CONFERENCE | 0- 0 | 0- 0 | 7- 3 | | | |
| 6- 1 | 0- 1 | 0- 0 | HOME | 0- 0 | 0- 0 | 6- 0 | | | |
| 1- 4 | 0- 1 | 0- 0 | AWAY | 0- 0 | 0- 0 | 1- 3 | | | |
| 0- 0 | 0- 0 | 0- 0 | NEUTRAL | 0- 0 | 0- 0 | 0- 0 | | | |
| 4- 2 | 0- 0 | 0- 0 | CONFERENCE | 0- 0 | 0- 0 | 4- 2 | | | |
| 3- 1 | 0- 0 | 0- 0 | HOME | 0- 0 | 0- 0 | 3- 1 | | | |
| 1- 1 | 0- 0 | 0- 0 | AWAY | 0- 0 | 0- 0 | 1- 1 | | | |
| 0- 0 | 0- 0 | 0- 0 | NEUTRAL | 0- 0 | 0- 0 | 0- 0 | | | |

| RPI 1-25 | | | | RPI 26-50 | | | | RPI 51-100 | | | | RPI 101+ Team's RPI: 214 | | | |
|---------------------------|---|----------------|---------------|-----------|---|----------------|---------------|------------|---|----------|-------|--------------------------|---|----------------|--------------|
| RPI | S | Opponent | Score | RPI | S | Opponent | Score | RPI | S | Opponent | Score | RPI | S | Opponent | Score |
| 10 | H | Washington | 66 101 | | | | | | | | | 151 | H | Idaho | 64 60 |
| 11 | A | Duke | 47 90 | | | | | | | | | 153 | A | Rice | 50 64 |
| | | | | | | | | | | | | 170 | A | UC Riverside | 64 77 |
| | | | | | | | | | | | | 176 | H | New Mexico St. | 65 81 |
| | | | | | | | | | | | | 217 | A | Hawaii | 47 51 |
| | | | | | | | | | | | | 230 | A | Seattle U | 60 86 |
| | | | | | | | | | | | | 249 | H | Cal Poly | 64 59 |
| | | | | | | | | | | | | 251 | A | Southern Utah | 76 73 |
| | | | | | | | | | | | | 259 | H | UTRGV | 60 59 |
| | | | | | | | | | | | | 276 | H | Northern Ariz. | 76 65 |
| | | | | | | | | | | | | 296 | H | Denver | 73 70 |
| | | | | | | | | | | | | 299 | H | Alcorn | 77 44 |
| | | | | | | | | | | | | 305 | H | UMKC | 75 64 |
| | | | | | | | | | | | | 328 | H | Chicago St. | 57 39 |
| | | | | | | | | | | | | 330 | H | Fla. Atlantic | 81 60 |
| | | | | | | | | | | | | 331 | A | Utah Valley | 62 46 |
| LAST 12 Division I GAMES: | | | | | | | | | | | | | | | |
| 328 | H | Chicago St. | 57 39 | 217 | A | Hawaii | 47 51 | | | | | | | | |
| 305 | H | UMKC | 75 64 | 276 | H | Northern Ariz. | 76 65 | | | | | | | | |
| 230 | A | Seattle U | 60 86 | 251 | A | Southern Utah | 76 73 | | | | | | | | |
| 259 | H | UTRGV | 60 59 | 249 | H | Cal Poly | 64 59 | | | | | | | | |
| 176 | H | New Mexico St. | 65 81 | 330 | H | Fla. Atlantic | 81 60 | | | | | | | | |
| 331 | A | Utah Valley | 62 46 | 10 | H | Washington | 66 101 | | | | | | | | |

Non-Div I Games: Chaminade 85 55

Grand Canyon

■ Loss,
 ■ Non-Conf, S Site,
 ■ Home
 ■ Away
 N Neutral

| Average RPI Win: | 171 | WON-LOST | WINNING | LAST 10 | STRENGTH OF | OPP. STRENGTH | TEAM | ADJ. | CONF. | ADJ CONF. |
|-------------------|----------|-----------|----------------|------------|-------------|---------------|------|------|-------|-----------|
| Average RPI Loss: | 103 | RECORD | PCT. RANK | GAMES | SCHEDULE | OF SCHEDULE | RPI | RPI | RPI | RPI |
| DIV. I ONLY | 19- 2 | 8 | 1- 1 | 107 | 120 | 30 | 30 | 22 | 22 | |
| DIV. I NON-CONF. | 9- 2 | 37 | 0- 1 | 14 | 6 | 5 | 5 | 20 | 20 | |
| TOTALS | RPI 1-25 | RPI 26-50 | W-L RECORDS | RPI 51-100 | RPI 101-150 | RPI 150+ | | | | |
| 19- 2 | 0- 1 | 4- 0 | OVERALL | 2- 0 | 2- 0 | 11- 1 | | | | |
| 10- 1 | 0- 0 | 2- 0 | HOME | 1- 0 | 1- 0 | 6- 1 | | | | |
| 9- 1 | 0- 1 | 2- 0 | AWAY | 1- 0 | 1- 0 | 5- 0 | | | | |
| 0- 0 | 0- 0 | 0- 0 | NEUTRAL | 0- 0 | 0- 0 | 0- 0 | | | | |
| 9- 2 | 0- 1 | 4- 0 | NON-CONFERENCE | 2- 0 | 1- 0 | 2- 1 | | | | |
| 4- 1 | 0- 0 | 2- 0 | HOME | 1- 0 | 0- 0 | 1- 1 | | | | |
| 5- 1 | 0- 1 | 2- 0 | AWAY | 1- 0 | 1- 0 | 1- 0 | | | | |
| 0- 0 | 0- 0 | 0- 0 | NEUTRAL | 0- 0 | 0- 0 | 0- 0 | | | | |
| 10- 0 | 0- 0 | 0- 0 | CONFERENCE | 0- 0 | 1- 0 | 9- 0 | | | | |
| 6- 0 | 0- 0 | 0- 0 | HOME | 0- 0 | 1- 0 | 5- 0 | | | | |
| 4- 0 | 0- 0 | 0- 0 | AWAY | 0- 0 | 0- 0 | 4- 0 | | | | |
| 0- 0 | 0- 0 | 0- 0 | NEUTRAL | 0- 0 | 0- 0 | 0- 0 | | | | |

| RPI | S | Opponent | Score | RPI | S | Opponent | Score | Team's RPI: 30 | RPI | S | Opponent | Score | RPI | S | Opponent | Score |
|---------------------------|---|----------------|-------|-----|---|------------------|-------|----------------|-----|---|-------------|-------|-----|---|----------------|-------|
| 2 | A | Notre Dame | 67 71 | 27 | H | Elon | 71 56 | | 55 | H | Little Rock | 57 31 | 102 | A | Chattanooga | 71 55 |
| | | | | 34 | H | Drake | 71 48 | | 81 | A | Belmont | 62 53 | 138 | H | Wright St. | 62 41 |
| | | | | 38 | A | South Dakota St. | 67 43 | | | | | | 161 | H | Milwaukee | 89 47 |
| | | | | 40 | A | Marquette | 78 63 | | | | | | 174 | H | Detroit | 60 55 |
| | | | | | | | | | | | | | 192 | A | Cleveland St. | 65 51 |
| | | | | | | | | | | | | | 201 | H | Oakland | 89 47 |
| | | | | | | | | | | | | | 203 | H | Wisconsin | 53 54 |
| | | | | | | | | | | | | | 224 | H | Butler | 61 34 |
| | | | | | | | | | | | | | 234 | A | Bradley | 68 43 |
| | | | | | | | | | | | | | 272 | H | Northern Ky. | 70 39 |
| | | | | | | | | | | | | | 310 | A | Youngstown St. | 84 51 |
| | | | | | | | | | | | | | 317 | A | Ill.-Chicago | 79 65 |
| | | | | | | | | | | | | | 322 | A | Valparaiso | 75 36 |
| | | | | | | | | | | | | | 322 | H | Valparaiso | 56 35 |
| LAST 12 Division I GAMES: | | | | | | | | | | | | | | | | |
| 2 | A | Notre Dame | 67 71 | 174 | H | Detroit | 60 55 | | | | | | | | | |
| 192 | A | Cleveland St. | 65 51 | 317 | A | Ill.-Chicago | 79 65 | | | | | | | | | |
| 310 | A | Youngstown St. | 84 51 | 322 | A | Valparaiso | 75 36 | | | | | | | | | |
| 161 | H | Milwaukee | 89 47 | 138 | H | Wright St. | 62 41 | | | | | | | | | |
| 322 | H | Valparaiso | 56 35 | 272 | H | Northern Ky. | 70 39 | | | | | | | | | |
| 201 | H | Oakland | 89 47 | 224 | H | Butler | 61 34 | | | | | | | | | |

Non-Div I Games:

Green Bay

■ Loss,
 ■ Non-Conf, S Site,
 ■ Home
 ■ Away
 N Neutral

| Average RPI Win: | 262 | WON-LOST | WINNING | LAST 10 | STRENGTH OF | OPP. STRENGTH | TEAM | ADJ. | CONF. | ADJ CONF. |
|-------------------|----------|-----------|----------------|------------|-------------|---------------|------|------|-------|-----------|
| Average RPI Loss: | 79 | RECORD | PCT. RANK | GAMES | SCHEDULE | OF SCHEDULE | RPI | RPI | RPI | RPI |
| DIV. I ONLY | 13- 8 | 114 | 8- 2 | 247 | 174 | 139 | 139 | 32 | 32 | |
| DIV. I NON-CONF. | 6- 7 | 182 | 2- 2 | 89 | 30 | 96 | 96 | 31 | 31 | |
| TOTALS | RPI 1-25 | RPI 26-50 | W-L RECORDS | RPI 51-100 | RPI 101-150 | RPI 150+ | | | | |
| 13- 8 | 0- 1 | 1- 3 | OVERALL | 0- 2 | 1- 1 | 11- 1 | | | | |
| 7- 1 | 0- 0 | 1- 0 | HOME | 0- 0 | 0- 0 | 6- 1 | | | | |
| 2- 7 | 0- 1 | 0- 3 | AWAY | 0- 2 | 0- 1 | 2- 0 | | | | |
| 4- 0 | 0- 0 | 0- 0 | NEUTRAL | 0- 0 | 1- 0 | 3- 0 | | | | |
| 6- 7 | 0- 1 | 1- 3 | NON-CONFERENCE | 0- 2 | 1- 1 | 4- 0 | | | | |
| 2- 0 | 0- 0 | 1- 0 | HOME | 0- 0 | 0- 0 | 1- 0 | | | | |
| 0- 7 | 0- 1 | 0- 3 | AWAY | 0- 2 | 0- 1 | 0- 0 | | | | |
| 4- 0 | 0- 0 | 0- 0 | NEUTRAL | 0- 0 | 1- 0 | 3- 0 | | | | |
| 7- 1 | 0- 0 | 0- 0 | CONFERENCE | 0- 0 | 0- 0 | 7- 1 | | | | |
| 5- 1 | 0- 0 | 0- 0 | HOME | 0- 0 | 0- 0 | 5- 1 | | | | |
| 2- 0 | 0- 0 | 0- 0 | AWAY | 0- 0 | 0- 0 | 2- 0 | | | | |
| 0- 0 | 0- 0 | 0- 0 | NEUTRAL | 0- 0 | 0- 0 | 0- 0 | | | | |

| RPI | S | Opponent | Score | RPI | S | Opponent | Score | RPI | S | Opponent | Score | RPI | S | Opponent | Score | Team's RPI: 139 |
|---------------------------|---|----------------|-------|-----|---|--------------------|-------|-----|---|----------|-------|-----|---|--------------------|-------|-----------------|
| 3 | A | South Carolina | 38 92 | 33 | H | Temple | 71 65 | 54 | A | Iowa | 51 84 | 119 | N | Maine | 58 49 | |
| | | | | 39 | A | North Carolina St. | 56 81 | 89 | A | FGCU | 49 60 | 131 | A | Old Dominion | 58 61 | |
| | | | | 43 | A | Northwestern | 48 67 | | | | | 226 | N | Samford | 63 57 | |
| | | | | 44 | A | James Madison | 50 71 | | | | | 232 | H | UMES | 65 68 | |
| | | | | | | | | | | | | 246 | H | Richmond | 72 45 | |
| | | | | | | | | | | | | 269 | A | Norfolk St. | 58 57 | |
| | | | | | | | | | | | | 274 | H | N.C. A&T | 64 57 | |
| | | | | | | | | | | | | 290 | H | Savannah St. | 75 46 | |
| | | | | | | | | | | | | 295 | H | Coppin St. | 78 54 | |
| | | | | | | | | | | | | 306 | N | Saint Peter's | 71 42 | |
| | | | | | | | | | | | | 323 | N | Lafayette | 58 55 | |
| | | | | | | | | | | | | 340 | H | South Carolina St. | 80 46 | |
| | | | | | | | | | | | | 341 | H | N.C. Central | 60 36 | |
| | | | | | | | | | | | | 342 | A | Delaware St. | 83 52 | |
| LAST 12 Division I GAMES: | | | | | | | | | | | | | | | | |
| 232 | H | UMES | 65 68 | 340 | H | South Carolina St. | 80 46 | | | | | | | | | |
| 295 | H | Coppin St. | 78 54 | 274 | H | N.C. A&T | 64 57 | | | | | | | | | |
| 269 | A | Norfolk St. | 58 57 | 226 | N | Samford | 63 57 | | | | | | | | | |
| 341 | H | N.C. Central | 60 36 | 89 | A | FGCU | 49 60 | | | | | | | | | |
| 342 | A | Delaware St. | 83 52 | 131 | A | Old Dominion | 58 61 | | | | | | | | | |
| 290 | H | Savannah St. | 75 46 | 246 | H | Richmond | 72 45 | | | | | | | | | |

Non-Div I Games:

Hampton

■ Loss,
■ Non-Conf, S Site,
■ Home
■ Away
N Neutral

| | | | | | | | | | |
|------------------------------|--------------|-----------|----------------|-------------|---------------|------------|------------|-----------|-----------|
| Average RPI Win: 231 | WON-LOST | WINNING | LAST 10 | STRENGTH OF | OPP. STRENGTH | TEAM | ADJ. | CONF. | ADJ CONF. |
| Average RPI Loss: 125 | RECORD | PCT. RANK | GAMES | SCHEDULE | OF SCHEDULE | RPI | RPI | RPI | RPI |
| DIV. I ONLY | 14- 7 | 91 | 7- 3 | 211 | 220 | 129 | 129 | 19 | 19 |
| DIV. I NON-CONF. | 9- 4 | 85 | 2- 2 | 195 | 228 | 120 | 120 | 21 | 21 |
| TOTALS | RPI 1-25 | RPI 26-50 | W-L RECORDS | RPI 51-100 | RPI 101-150 | RPI 150+ | | | |
| 14- 7 | 0- 0 | 0- 1 | OVERALL | 0- 2 | 1- 1 | 13- 3 | | | |
| 7- 3 | 0- 0 | 0- 1 | HOME | 0- 1 | 0- 0 | 7- 1 | | | |
| 5- 4 | 0- 0 | 0- 0 | AWAY | 0- 1 | 1- 1 | 4- 2 | | | |
| 2- 0 | 0- 0 | 0- 0 | NEUTRAL | 0- 0 | 0- 0 | 2- 0 | | | |
| 9- 4 | 0- 0 | 0- 1 | NON-CONFERENCE | 0- 1 | 1- 0 | 8- 2 | | | |
| 3- 3 | 0- 0 | 0- 1 | HOME | 0- 1 | 0- 0 | 3- 1 | | | |
| 4- 1 | 0- 0 | 0- 0 | AWAY | 0- 0 | 1- 0 | 3- 1 | | | |
| 2- 0 | 0- 0 | 0- 0 | NEUTRAL | 0- 0 | 0- 0 | 2- 0 | | | |
| 5- 3 | 0- 0 | 0- 0 | CONFERENCE | 0- 1 | 0- 1 | 5- 1 | | | |
| 4- 0 | 0- 0 | 0- 0 | HOME | 0- 0 | 0- 0 | 4- 0 | | | |
| 1- 3 | 0- 0 | 0- 0 | AWAY | 0- 1 | 0- 1 | 1- 1 | | | |
| 0- 0 | 0- 0 | 0- 0 | NEUTRAL | 0- 0 | 0- 0 | 0- 0 | | | |

| RPI S | Opponent | Score | RPI S | Opponent | Score | RPI S | Opponent | Score | RPI S | Opponent | Score | Team's RPI: 129 |
|---------------------------|-----------------|--------------|-------|-----------------|--------------|-------|---------------------|--------------|-------|----------|-------|-----------------|
| 46 | H Quinnipiac | 59 82 | 85 | A New Hampshire | 50 58 | 110 | A Delaware | 67 66 | | | | |
| | | | 89 | H FGCU | 63 70 | 119 | A Maine | 62 73 | | | | |
| | | | | | | 152 | H Providence | 65 77 | | | | |
| | | | | | | 165 | H Boston College | 65 56 | | | | |
| | | | | | | 169 | A Albany (NY) | 71 82 | | | | |
| | | | | | | 179 | A Hofstra | 69 67 | | | | |
| | | | | | | 193 | A Siena | 80 76 | | | | |
| | | | | | | 196 | H Binghamton | 76 73 | | | | |
| | | | | | | 202 | H Sacred Heart | 81 64 | | | | |
| | | | | | | 218 | A Niagara | 62 75 | | | | |
| | | | | | | 237 | N Monmouth | 75 72 | | | | |
| | | | | | | 245 | H Stony Brook | 65 52 | | | | |
| | | | | | | 250 | A UMBC | 80 73 | | | | |
| | | | | | | 269 | N Norfolk St. | 61 51 | | | | |
| | | | | | | 275 | H Massachusetts | 75 56 | | | | |
| | | | | | | 280 | H Vermont | 68 55 | | | | |
| | | | | | | 298 | A Central Conn. St. | 68 58 | | | | |
| | | | | | | 337 | H UMass Lowell | 80 59 | | | | |
| LAST 12 Division I GAMES: | | | | | | | | | | | | |
| 169 | A Albany (NY) | 71 82 | 250 | A UMBC | 80 73 | | | | | | | |
| 196 | H Binghamton | 76 73 | 280 | H Vermont | 68 55 | | | | | | | |
| 85 | A New Hampshire | 50 58 | 179 | A Hofstra | 69 67 | | | | | | | |
| 245 | H Stony Brook | 65 52 | 110 | A Delaware | 67 66 | | | | | | | |
| 119 | A Maine | 62 73 | 46 | H Quinnipiac | 59 82 | | | | | | | |
| 337 | H UMass Lowell | 80 59 | 218 | A Niagara | 62 75 | | | | | | | |

Non-Div I Games:

Hartford

■ Loss,
 ■ Non-Conf,
 S Site,
 ■ Home
 ■ Away
 N Neutral

| | | | | | | | | | | |
|-------------------|----------|-----------|----------------|------------|-------------|---------------|------|------|-------|-----------|
| Average RPI Win: | 172 | WON-LOST | WINNING | LAST 10 | STRENGTH OF | OPP. STRENGTH | TEAM | ADJ. | CONF. | ADJ CONF. |
| Average RPI Loss: | 57 | RECORD | PCT. RANK | GAMES | SCHEDULE | OF SCHEDULE | RPI | RPI | RPI | RPI |
| DIV. I ONLY | 16- 1 | 5 | 10- 0 | 120 | 126 | 20 | 20 | 9 | 9 | |
| DIV. I NON-CONF. | 12- 1 | 7 | 8- 0 | 147 | 151 | 24 | 24 | 10 | 10 | |
| TOTALS | RPI 1-25 | RPI 26-50 | W-L RECORDS | RPI 51-100 | RPI 101-150 | RPI 150+ | | | | |
| 16- 1 | 0- 0 | 1- 0 | OVERALL | 2- 1 | 3- 0 | 10- 0 | | | | |
| 8- 0 | 0- 0 | 1- 0 | HOME | 1- 0 | 2- 0 | 4- 0 | | | | |
| 6- 1 | 0- 0 | 0- 0 | AWAY | 0- 1 | 1- 0 | 5- 0 | | | | |
| 2- 0 | 0- 0 | 0- 0 | NEUTRAL | 1- 0 | 0- 0 | 1- 0 | | | | |
| 12- 1 | 0- 0 | 1- 0 | NON-CONFERENCE | 1- 1 | 2- 0 | 8- 0 | | | | |
| 5- 0 | 0- 0 | 1- 0 | HOME | 0- 0 | 1- 0 | 3- 0 | | | | |
| 5- 1 | 0- 0 | 0- 0 | AWAY | 0- 1 | 1- 0 | 4- 0 | | | | |
| 2- 0 | 0- 0 | 0- 0 | NEUTRAL | 1- 0 | 0- 0 | 1- 0 | | | | |
| 4- 0 | 0- 0 | 0- 0 | CONFERENCE | 1- 0 | 1- 0 | 2- 0 | | | | |
| 3- 0 | 0- 0 | 0- 0 | HOME | 1- 0 | 1- 0 | 1- 0 | | | | |
| 1- 0 | 0- 0 | 0- 0 | AWAY | 0- 0 | 0- 0 | 1- 0 | | | | |
| 0- 0 | 0- 0 | 0- 0 | NEUTRAL | 0- 0 | 0- 0 | 0- 0 | | | | |

| RPI S | Opponent | Score | RPI S | Opponent | Score | RPI S | Opponent | Score | RPI S | Opponent | Score |
|---------------------------|-----------|-------|-------|---------------|-------|-------|-----------|--------|-------|---------------|-------|
| | | | 33 H | Temple | 73 62 | 57 A | Minnesota | 87 103 | 119 H | Maine | 69 62 |
| | | | | | | 72 N | Buffalo | 74 62 | 136 A | Kansas | 69 59 |
| | | | | | | 84 H | Cornell | 62 59 | 144 H | Columbia | 70 68 |
| | | | | | | | | | 158 A | La Salle | 66 64 |
| | | | | | | | | | 186 H | Fairfield | 58 44 |
| | | | | | | | | | 193 A | Siena | 65 58 |
| | | | | | | | | | 202 A | Sacred Heart | 68 60 |
| | | | | | | | | | 206 A | Dartmouth | 70 61 |
| | | | | | | | | | 206 H | Dartmouth | 70 65 |
| | | | | | | | | | 208 N | UNC Asheville | 79 62 |
| | | | | | | | | | 226 H | Samford | 57 52 |
| | | | | | | | | | 273 A | Boston U. | 65 52 |
| | | | | | | | | | 304 H | NJIT | 59 38 |
| LAST 12 Division I GAMES: | | | | | | | | | | | |
| 144 H | Columbia | 70 68 | 208 N | UNC Asheville | 79 62 | | | | | | |
| 84 H | Cornell | 62 59 | 193 A | Siena | 65 58 | | | | | | |
| 206 A | Dartmouth | 70 61 | 136 A | Kansas | 69 59 | | | | | | |
| 158 A | La Salle | 66 64 | 304 H | NJIT | 59 38 | | | | | | |
| 206 H | Dartmouth | 70 65 | 33 H | Temple | 73 62 | | | | | | |
| 72 N | Buffalo | 74 62 | 202 A | Sacred Heart | 68 60 | | | | | | |

Non-Div I Games:

Harvard

| | | | | | | | | | | |
|-------------------|----------|-----------|----------------|------------|-------------|---------------|------|------|-------|-----------|
| Average RPI Win: | 266 | WON-LOST | WINNING | LAST 10 | STRENGTH OF | OPP. STRENGTH | TEAM | ADJ. | CONF. | ADJ CONF. |
| Average RPI Loss: | 127 | RECORD | PCT. RANK | GAMES | SCHEDULE | OF SCHEDULE | RPI | RPI | RPI | RPI |
| DIV. I ONLY | 7- 11 | 229 | 5- 5 | 154 | 184 | 217 | 217 | 25 | 25 | |
| DIV. I NON-CONF. | 3- 8 | 262 | 1- 3 | 77 | 114 | 227 | 227 | 23 | 23 | |
| TOTALS | RPI 1-25 | RPI 26-50 | W-L RECORDS | RPI 51-100 | RPI 101-150 | RPI 150+ | | | | |
| 7- 11 | 0- 2 | 0- 1 | OVERALL | 0- 3 | 0- 1 | 7- 4 | | | | |
| 6- 3 | 0- 1 | 0- 1 | HOME | 0- 0 | 0- 0 | 6- 1 | | | | |
| 1- 8 | 0- 1 | 0- 0 | AWAY | 0- 3 | 0- 1 | 1- 3 | | | | |
| 0- 0 | 0- 0 | 0- 0 | NEUTRAL | 0- 0 | 0- 0 | 0- 0 | | | | |
| 3- 8 | 0- 2 | 0- 1 | NON-CONFERENCE | 0- 2 | 0- 0 | 3- 3 | | | | |
| 3- 3 | 0- 1 | 0- 1 | HOME | 0- 0 | 0- 0 | 3- 1 | | | | |
| 0- 5 | 0- 1 | 0- 0 | AWAY | 0- 2 | 0- 0 | 0- 2 | | | | |
| 0- 0 | 0- 0 | 0- 0 | NEUTRAL | 0- 0 | 0- 0 | 0- 0 | | | | |
| 4- 3 | 0- 0 | 0- 0 | CONFERENCE | 0- 1 | 0- 1 | 4- 1 | | | | |
| 3- 0 | 0- 0 | 0- 0 | HOME | 0- 0 | 0- 0 | 3- 0 | | | | |
| 1- 3 | 0- 0 | 0- 0 | AWAY | 0- 1 | 0- 1 | 1- 1 | | | | |
| 0- 0 | 0- 0 | 0- 0 | NEUTRAL | 0- 0 | 0- 0 | 0- 0 | | | | |

| RPI 1-25 | | | | RPI 26-50 | | | | RPI 51-100 | | | | RPI 101+ Team's RPI: 217 | | | |
|---------------------------|---|-------------------|-------|-----------|---|----------------|-------|------------|---|---------------------|-------|--------------------------|---|-------------------|-------|
| RPI | S | Opponent | Score | RPI | S | Opponent | Score | RPI | S | Opponent | Score | RPI | S | Opponent | Score |
| 4 | H | Mississippi St. | 41 66 | 37 | H | Oregon | 49 86 | 71 | A | Southern California | 44 76 | 101 | A | UC Davis | 55 70 |
| 9 | A | UCLA | 49 72 | | | | | 75 | A | Boise St. | 49 61 | 176 | H | New Mexico St. | 56 53 |
| | | | | | | | | 82 | A | Long Beach St. | 57 68 | 191 | H | San Jose St. | 61 77 |
| | | | | | | | | | | | | 214 | H | Grand Canyon | 51 47 |
| | | | | | | | | | | | | 239 | A | UC Santa Barbara | 62 74 |
| | | | | | | | | | | | | 249 | A | Cal Poly | 87 79 |
| | | | | | | | | | | | | 249 | H | Cal Poly | 66 57 |
| | | | | | | | | | | | | 284 | A | Nevada | 59 67 |
| | | | | | | | | | | | | 300 | A | CSU Bakersfield | 51 58 |
| | | | | | | | | | | | | 310 | H | Youngstown St. | 72 50 |
| | | | | | | | | | | | | 327 | H | UC Irvine | 79 62 |
| | | | | | | | | | | | | 339 | H | Cal St. Fullerton | 60 50 |
| LAST 12 Division I GAMES: | | | | | | | | | | | | | | | |
| 249 | H | Cal Poly | 66 57 | 82 | A | Long Beach St. | 57 68 | 214 | H | Grand Canyon | 51 47 | | | | |
| 327 | H | UC Irvine | 79 62 | | | | | 75 | A | Boise St. | 49 61 | | | | |
| 239 | A | UC Santa Barbara | 62 74 | | | | | 284 | A | Nevada | 59 67 | | | | |
| 249 | A | Cal Poly | 87 79 | | | | | 9 | A | UCLA | 49 72 | | | | |
| 339 | H | Cal St. Fullerton | 60 50 | | | | | 4 | H | Mississippi St. | 41 66 | | | | |
| 101 | A | UC Davis | 55 70 | | | | | | | | | | | | |

Non-Div I Games: Hawaii Pacific 88 54

Hawaii

■ Loss,
 ■ Non-Conf, S Site,
 ■ Home
 ■ Away
 N Neutral

| | | | | | | | | | | |
|-------------------|----------|-----------|----------------|------------|-------------|---------------|------|------|-------|-----------|
| Average RPI Win: | 278 | WON-LOST | WINNING | LAST 10 | STRENGTH OF | OPP. STRENGTH | TEAM | ADJ. | CONF. | ADJ CONF. |
| Average RPI Loss: | 200 | RECORD | PCT. RANK | GAMES | SCHEDULE | OF SCHEDULE | RPI | RPI | RPI | RPI |
| DIV. I ONLY | 5- 13 | 284 | 5- 5 | 272 | 312 | 311 | 311 | 28 | 28 | |
| DIV. I NON-CONF. | 0- 9 | 335 | 0- 2 | 206 | 259 | 341 | 341 | 28 | 28 | |
| TOTALS | RPI 1-25 | RPI 26-50 | W-L RECORDS | RPI 51-100 | RPI 101-150 | RPI 150+ | | | | |
| 5- 13 | 0- 0 | 0- 1 | OVERALL | 0- 1 | 0- 2 | 5- 9 | | | | |
| 3- 5 | 0- 0 | 0- 0 | HOME | 0- 1 | 0- 0 | 3- 4 | | | | |
| 2- 8 | 0- 0 | 0- 0 | AWAY | 0- 0 | 0- 0 | 2- 0 | | | | |
| 0- 0 | 0- 0 | 0- 0 | NEUTRAL | 0- 0 | 0- 0 | 0- 0 | | | | |
| 0- 9 | 0- 0 | 0- 1 | NON-CONFERENCE | 0- 1 | 0- 1 | 0- 6 | | | | |
| 0- 4 | 0- 0 | 0- 0 | HOME | 0- 1 | 0- 0 | 0- 3 | | | | |
| 0- 5 | 0- 0 | 0- 1 | AWAY | 0- 0 | 0- 1 | 0- 3 | | | | |
| 0- 0 | 0- 0 | 0- 0 | NEUTRAL | 0- 0 | 0- 0 | 0- 0 | | | | |
| 5- 4 | 0- 0 | 0- 0 | CONFERENCE | 0- 0 | 0- 1 | 5- 3 | | | | |
| 3- 1 | 0- 0 | 0- 0 | HOME | 0- 0 | 0- 0 | 3- 1 | | | | |
| 2- 3 | 0- 0 | 0- 0 | AWAY | 0- 0 | 0- 1 | 2- 2 | | | | |
| 0- 0 | 0- 0 | 0- 0 | NEUTRAL | 0- 0 | 0- 0 | 0- 0 | | | | |

| RPI 1-25 | RPI 26-50 | RPI 51-100 | RPI 101+ | Team's RPI: 311 |
|---------------------------|--------------------------|----------------------------|----------------------------|-----------------|
| RPI S Opponent Score | RPI S Opponent Score | RPI S Opponent Score | RPI S Opponent Score | Score |
| | 50 West Virginia 59 82 | 62 Ohio 48 76 | 103 Ole Miss 62 73 | |
| | | | 121 Radford 56 59 | |
| | | | 162 Stetson 47 81 | |
| | | | 189 UAB 66 75 | |
| | | | 208 UNC Asheville 76 60 | |
| | | | 228 Campbell 33 58 | |
| | | | 242 Presbyterian 87 60 | |
| | | | 253 UNCG 67 69 | |
| | | | 269 Norfolk St. 60 63 | |
| | | | 277 Liberty 74 81 | |
| | | | 278 Gardner-Webb 71 69 | |
| | | | 289 Charleston So. 68 74 | |
| | | | 292 Davidson 72 82 | |
| | | | 303 Western Caro. 64 73 | |
| | | | 326 Winthrop 88 43 | |
| | | | 335 Longwood 80 49 | |
| LAST 12 Division I GAMES: | | | | |
| | 335 Longwood 80 49 | 289 Charleston So. 68 74 | | |
| | 242 Presbyterian 87 60 | 277 Liberty 74 81 | | |
| | 228 Campbell 33 58 | 326 Winthrop 88 43 | | |
| | 278 Gardner-Webb 71 69 | 253 UNCG 67 69 | | |
| | 121 Radford 56 59 | 303 Western Caro. 64 73 | | |
| | 208 UNC Asheville 76 60 | 292 Davidson 72 82 | | |

Non-Div I Games: Spring Hill 74 58 Brevard 89 42

High Point

Loss, Non-Conf, S Site, Home Away N Neutral

| | | | | | | | | | | |
|-------------------|----------|-----------|----------------|------------|-------------|---------------|------|------|-------|-----------|
| Average RPI Win: | 209 | WON-LOST | WINNING | LAST 10 | STRENGTH OF | OPP. STRENGTH | TEAM | ADJ. | CONF. | ADJ CONF. |
| Average RPI Loss: | 125 | RECORD | PCT. RANK | GAMES | SCHEDULE | OF SCHEDULE | RPI | RPI | RPI | RPI |
| DIV. I ONLY | 8- 11 | 220 | 2- 8 | 137 | 166 | 179 | 179 | 8 | 8 | |
| DIV. I NON-CONF. | 7- 4 | 114 | 3- 1 | 167 | 294 | 112 | 112 | 8 | 8 | |
| TOTALS | RPI 1-25 | RPI 26-50 | W-L RECORDS | RPI 51-100 | RPI 101-150 | RPI 150+ | | | | |
| 8- 11 | 0- 0 | 0- 2 | OVERALL | 0- 2 | 2- 3 | 6- 4 | | | | |
| 4- 5 | 0- 0 | 0- 1 | HOME | 0- 0 | 0- 2 | 4- 2 | | | | |
| 4- 6 | 0- 0 | 0- 1 | AWAY | 0- 2 | 2- 1 | 2- 2 | | | | |
| 0- 0 | 0- 0 | 0- 0 | NEUTRAL | 0- 0 | 0- 0 | 0- 0 | | | | |
| 7- 4 | 0- 0 | 0- 0 | NON-CONFERENCE | 0- 1 | 2- 2 | 5- 1 | | | | |
| 4- 1 | 0- 0 | 0- 0 | HOME | 0- 0 | 0- 1 | 4- 0 | | | | |
| 3- 3 | 0- 0 | 0- 0 | AWAY | 0- 1 | 2- 1 | 1- 1 | | | | |
| 0- 0 | 0- 0 | 0- 0 | NEUTRAL | 0- 0 | 0- 0 | 0- 0 | | | | |
| 1- 7 | 0- 0 | 0- 2 | CONFERENCE | 0- 1 | 0- 1 | 1- 3 | | | | |
| 0- 4 | 0- 0 | 0- 1 | HOME | 0- 0 | 0- 1 | 0- 2 | | | | |
| 1- 3 | 0- 0 | 0- 1 | AWAY | 0- 1 | 0- 0 | 1- 1 | | | | |
| 0- 0 | 0- 0 | 0- 0 | NEUTRAL | 0- 0 | 0- 0 | 0- 0 | | | | |

| RPI 1-25 | | | | RPI 26-50 | | | | RPI 51-100 | | | | RPI 101+ | | | | Team's RPI: 179 | |
|---------------------------|---|----------|-------|-----------|---|--------------------|-------|------------|---|----------------|-------|----------|---|--------------------|-------|-----------------|--|
| RPI | S | Opponent | Score | RPI | S | Opponent | Score | RPI | S | Opponent | Score | RPI | S | Opponent | Score | | |
| | | | | 27 | H | Elon | 53 64 | 68 | A | Drexel | 43 65 | 101 | A | UC Davis | 64 60 | | |
| | | | | 44 | A | James Madison | 57 93 | 72 | A | Buffalo | 50 74 | 104 | A | Navy | 69 78 | | |
| | | | | | | | | | | | | 110 | H | Delaware | 56 73 | | |
| | | | | | | | | | | | | 129 | H | Hartford | 67 69 | | |
| | | | | | | | | | | | | 134 | A | Saint Joseph's | 75 64 | | |
| | | | | | | | | | | | | 155 | A | Towson | 70 61 | | |
| | | | | | | | | | | | | 157 | H | Northeastern | 51 53 | | |
| | | | | | | | | | | | | 181 | H | American | 72 67 | | |
| | | | | | | | | | | | | 194 | A | Col. of Charleston | 55 71 | | |
| | | | | | | | | | | | | 219 | H | UNCW | 54 56 | | |
| | | | | | | | | | | | | 240 | H | Marist | 62 42 | | |
| | | | | | | | | | | | | 245 | A | Stony Brook | 67 64 | | |
| | | | | | | | | | | | | 248 | A | Sacramento St. | 85 97 | | |
| | | | | | | | | | | | | 275 | H | Massachusetts | 71 55 | | |
| | | | | | | | | | | | | 342 | H | Delaware St. | 64 44 | | |
| LAST 12 Division I GAMES: | | | | | | | | | | | | | | | | | |
| | | | | 27 | H | Elon | 53 64 | 44 | A | James Madison | 57 93 | | | | | | |
| | | | | 194 | A | Col. of Charleston | 55 71 | 157 | H | Northeastern | 51 53 | | | | | | |
| | | | | 68 | A | Drexel | 43 65 | 129 | H | Hartford | 67 69 | | | | | | |
| | | | | 219 | H | UNCW | 54 56 | 134 | A | Saint Joseph's | 75 64 | | | | | | |
| | | | | 110 | H | Delaware | 56 73 | 181 | H | American | 72 67 | | | | | | |
| | | | | 155 | A | Towson | 70 61 | 275 | H | Massachusetts | 71 55 | | | | | | |

Non-Div I Games:

Hofstra

■ Loss,
 ■ Non-Conf, S Site,
 ■ Home
 ■ Away
 N Neutral

Holy Cross

Through Games Of Feb. 1, 2017

| | | | | | | | | | | |
|-------------------|----------|-----------|----------------|------------|-------------|---------------|------|------|-------|-----------|
| Average RPI Win: | 278 | WON-LOST | WINNING | LAST 10 | STRENGTH OF | OPP. STRENGTH | TEAM | ADJ. | CONF. | ADJ CONF. |
| Average RPI Loss: | 177 | RECORD | PCT. RANK | GAMES | SCHEDULE | OF SCHEDULE | RPI | RPI | RPI | RPI |
| DIV. I ONLY | 5- 16 | 301 | 3- 7 | 257 | 254 | 315 | 315 | 24 | 24 | |
| DIV. I NON-CONF. | 2- 9 | 293 | 0- 2 | 273 | 242 | 336 | 336 | 25 | 25 | |
| TOTALS | RPI 1-25 | RPI 26-50 | W-L RECORDS | RPI 51-100 | RPI 101-150 | RPI 150+ | | | | |
| 5- 16 | 0- 0 | 0- 3 | OVERALL | 0- 1 | 0- 3 | 5- 9 | | | | |
| 3- 7 | 0- 0 | 0- 1 | HOME | 0- 1 | 0- 2 | 3- 3 | | | | |
| 2- 9 | 0- 0 | 0- 2 | AWAY | 0- 0 | 0- 1 | 2- 6 | | | | |
| 0- 0 | 0- 0 | 0- 0 | NEUTRAL | 0- 0 | 0- 0 | 0- 0 | | | | |
| 2- 9 | 0- 0 | 0- 2 | NON-CONFERENCE | 0- 1 | 0- 1 | 2- 5 | | | | |
| 2- 3 | 0- 0 | 0- 1 | HOME | 0- 1 | 0- 1 | 2- 0 | | | | |
| 0- 6 | 0- 0 | 0- 1 | AWAY | 0- 0 | 0- 0 | 0- 5 | | | | |
| 0- 0 | 0- 0 | 0- 0 | NEUTRAL | 0- 0 | 0- 0 | 0- 0 | | | | |
| 3- 7 | 0- 0 | 0- 1 | CONFERENCE | 0- 0 | 0- 2 | 3- 4 | | | | |
| 1- 4 | 0- 0 | 0- 0 | HOME | 0- 0 | 0- 1 | 1- 3 | | | | |
| 2- 3 | 0- 0 | 0- 1 | AWAY | 0- 0 | 0- 1 | 2- 1 | | | | |
| 0- 0 | 0- 0 | 0- 0 | NEUTRAL | 0- 0 | 0- 0 | 0- 0 | | | | |

| RPI S | Opponent | Score | RPI S | Opponent | Score | RPI S | Opponent | Score | RPI S | Opponent | Score | Team's RPI: 315 |
|---------------------------|-------------------|-------|-------|-----------------|-------|-------|------------|-------|-------|-------------------|-------|-----------------|
| 26 | A Arizona St. | 33 63 | 26 | A Arizona St. | 33 63 | 95 | H Penn St. | 48 84 | 104 | A Navy | 56 57 | |
| 46 | H Quinnipiac | 55 78 | 46 | H Quinnipiac | 55 78 | | | | 104 | H Navy | 71 73 | |
| 48 | A Bucknell | 48 77 | 48 | A Bucknell | 48 77 | | | | 133 | H Yale | 70 71 | |
| | | | | | | | | | 166 | H Army West Point | 59 67 | |
| | | | | | | | | | 181 | A American | 61 60 | |
| | | | | | | | | | 206 | A Dartmouth | 49 53 | |
| | | | | | | | | | 240 | H Marist | 50 46 | |
| | | | | | | | | | 244 | A Manhattan | 56 60 | |
| | | | | | | | | | 267 | A Colgate | 52 70 | |
| | | | | | | | | | 267 | H Colgate | 54 62 | |
| | | | | | | | | | 273 | H Boston U. | 49 66 | |
| | | | | | | | | | 275 | A Massachusetts | 66 69 | |
| | | | | | | | | | 280 | A Vermont | 52 63 | |
| | | | | | | | | | 293 | A Bryant | 74 76 | |
| | | | | | | | | | 308 | H Lehigh | 65 47 | |
| | | | | | | | | | 323 | A Lafayette | 67 61 | |
| | | | | | | | | | 337 | H UMass Lowell | 62 47 | |
| LAST 12 Division I GAMES: | | | | | | | | | | | | |
| 267 | A Colgate | 52 70 | 48 | A Bucknell | 48 77 | | | | | | | |
| 104 | H Navy | 71 73 | 267 | H Colgate | 54 62 | | | | | | | |
| 181 | A American | 61 60 | 104 | A Navy | 56 57 | | | | | | | |
| 166 | H Army West Point | 59 67 | 273 | H Boston U. | 49 66 | | | | | | | |
| 308 | H Lehigh | 65 47 | 26 | A Arizona St. | 33 63 | | | | | | | |
| 323 | A Lafayette | 67 61 | 275 | A Massachusetts | 66 69 | | | | | | | |

Non-Div I Games:

Holy Cross

■ Loss,
 ■ Non-Conf,
 ■ S Site,
 ■ H Home
 ■ A Away
 N Neutral

| | | | | | | | | | |
|-----------------------------|----------|-----------|----------------|-------------|---------------|----------|------|-------|-----------|
| Average RPI Win: 219 | WON-LOST | WINNING | LAST 10 | STRENGTH OF | OPP. STRENGTH | TEAM | ADJ. | CONF. | ADJ CONF. |
| Average RPI Loss: 96 | RECORD | PCT. RANK | GAMES | SCHEDULE | OF SCHEDULE | RPI | RPI | RPI | RPI |
| DIV. I ONLY | 8- 14 | 246 | 2- 8 | 75 | 105 | 175 | 175 | 5 | 5 |
| DIV. I NON-CONF. | 7- 6 | 157 | 2- 1 | 158 | 250 | 152 | 152 | 5 | 5 |
| <hr/> | | | | | | | | | |
| TOTALS | RPI 1-25 | RPI 26-50 | W-L RECORDS | RPI 51-100 | RPI 101-150 | RPI 150+ | | | |
| 8- 14 | 0- 1 | 0- 3 | OVERALL | 0- 3 | 2- 4 | 6- 3 | | | |
| 5- 6 | 0- 0 | 0- 2 | HOME | 0- 0 | 1- 3 | 4- 1 | | | |
| 3- 7 | 0- 1 | 0- 1 | AWAY | 0- 3 | 1- 0 | 2- 2 | | | |
| 0- 1 | 0- 0 | 0- 0 | NEUTRAL | 0- 0 | 0- 1 | 0- 0 | | | |
| 7- 6 | 0- 0 | 0- 0 | NON-CONFERENCE | 0- 3 | 1- 2 | 6- 1 | | | |
| 4- 2 | 0- 0 | 0- 0 | HOME | 0- 0 | 0- 1 | 4- 1 | | | |
| 3- 3 | 0- 0 | 0- 0 | AWAY | 0- 3 | 1- 0 | 2- 0 | | | |
| 0- 1 | 0- 0 | 0- 0 | NEUTRAL | 0- 0 | 0- 1 | 0- 0 | | | |
| 1- 8 | 0- 1 | 0- 3 | CONFERENCE | 0- 0 | 1- 2 | 0- 2 | | | |
| 1- 4 | 0- 0 | 0- 2 | HOME | 0- 0 | 1- 2 | 0- 0 | | | |
| 0- 4 | 0- 1 | 0- 1 | AWAY | 0- 0 | 0- 0 | 0- 2 | | | |
| 0- 0 | 0- 0 | 0- 0 | NEUTRAL | 0- 0 | 0- 0 | 0- 0 | | | |

| RPI 1-25 | | | | RPI 26-50 | | | | RPI 51-100 | | | | RPI 101+ Team's RPI: 175 | | | |
|---------------------------|---|----------|--------------|-----------|---|--------------|--------------|------------|---|----------------|--------------|--------------------------|---|--------------------|--------------|
| RPI | S | Opponent | Score | RPI | S | Opponent | Score | RPI | S | Opponent | Score | RPI | S | Opponent | Score |
| 1 | A | UConn | 42 91 | 33 | H | Temple | 57 69 | 61 | A | Texas Tech | 60 84 | 108 | H | SMU | 45 66 |
| | | | | 35 | A | Tulane | 56 82 | 79 | A | UNLV | 53 64 | 113 | N | Central Ark. | 55 69 |
| | | | | 35 | H | Tulane | 49 57 | 82 | A | Long Beach St. | 55 65 | 118 | H | Mercer | 60 64 |
| | | | | | | | | | | | | 135 | H | UCF | 48 62 |
| | | | | | | | | | | | | 137 | H | Tulsa | 71 66 |
| | | | | | | | | | | | | 148 | A | UTSA | 56 49 |
| | | | | | | | | | | | | 156 | A | Cincinnati | 64 85 |
| | | | | | | | | | | | | 182 | H | Rutgers | 53 51 |
| | | | | | | | | | | | | 183 | A | Memphis | 65 66 |
| | | | | | | | | | | | | 194 | H | Col. of Charleston | 79 63 |
| | | | | | | | | | | | | 195 | A | Louisiana | 69 64 |
| | | | | | | | | | | | | 205 | H | Texas St. | 56 61 |
| | | | | | | | | | | | | 259 | A | UTRGV | 68 52 |
| | | | | | | | | | | | | 299 | H | Alcorn | 85 70 |
| | | | | | | | | | | | | 338 | H | Southeastern La. | 83 80 |
| <hr/> | | | | | | | | | | | | | | | |
| LAST 12 Division I GAMES: | | | | | | | | | | | | | | | |
| 35 | H | Tulane | 49 57 | 135 | H | UCF | 48 62 | | | | | | | | |
| 1 | A | UConn | 42 91 | 156 | A | Cincinnati | 64 85 | | | | | | | | |
| 183 | A | Memphis | 65 66 | 137 | H | Tulsa | 71 66 | | | | | | | | |
| 108 | H | SMU | 45 66 | 299 | H | Alcorn | 85 70 | | | | | | | | |
| 33 | H | Temple | 57 69 | 113 | N | Central Ark. | 55 69 | | | | | | | | |
| 35 | A | Tulane | 56 82 | 148 | A | UTSA | 56 49 | | | | | | | | |

Non-Div I Games:

Houston

■ Loss,
 ■ Non-Conf, S Site,
 ■ Home
 ■ Away
 N Neutral

Houston Baptist

Through Games Of Feb. 1, 2017

| | | | | | | | | | | |
|-------------------|----------|-----------|----------------|------------|-------------|---------------|------|------|-------|-----------|
| Average RPI Win: | 341 | WON-LOST | WINNING | LAST 10 | STRENGTH OF | OPP. STRENGTH | TEAM | ADJ. | CONF. | ADJ CONF. |
| Average RPI Loss: | 182 | RECORD | PCT. RANK | GAMES | SCHEDULE | OF SCHEDULE | RPI | RPI | RPI | RPI |
| DIV. I ONLY | 2- 14 | 334 | 2- 8 | 246 | 284 | 334 | 334 | 27 | 27 | |
| DIV. I NON-CONF. | 0- 8 | 335 | 0- 3 | 109 | 185 | 318 | 318 | 26 | 26 | |
| TOTALS | RPI 1-25 | RPI 26-50 | W-L RECORDS | RPI 51-100 | RPI 101-150 | RPI 150+ | | | | |
| 2- 14 | 0- 2 | 0- 0 | OVERALL | 0- 1 | 0- 3 | 2- 8 | | | | |
| 2- 7 | 0- 0 | 0- 0 | HOME | 0- 0 | 0- 2 | 2- 5 | | | | |
| 0- 7 | 0- 0 | 0- 0 | AWAY | 0- 0 | 0- 0 | 0- 1 | | | | |
| 0- 0 | 0- 0 | 0- 0 | NEUTRAL | 0- 0 | 0- 0 | 0- 0 | | | | |
| 0- 8 | 0- 2 | 0- 0 | NON-CONFERENCE | 0- 0 | 0- 2 | 0- 4 | | | | |
| 0- 4 | 0- 0 | 0- 0 | HOME | 0- 0 | 0- 1 | 0- 3 | | | | |
| 0- 4 | 0- 2 | 0- 0 | AWAY | 0- 0 | 0- 1 | 0- 1 | | | | |
| 0- 0 | 0- 0 | 0- 0 | NEUTRAL | 0- 0 | 0- 0 | 0- 0 | | | | |
| 2- 6 | 0- 0 | 0- 0 | CONFERENCE | 0- 1 | 0- 1 | 2- 4 | | | | |
| 2- 3 | 0- 0 | 0- 0 | HOME | 0- 0 | 0- 1 | 2- 2 | | | | |
| 0- 3 | 0- 0 | 0- 0 | AWAY | 0- 1 | 0- 0 | 0- 2 | | | | |
| 0- 0 | 0- 0 | 0- 0 | NEUTRAL | 0- 0 | 0- 0 | 0- 0 | | | | |

| RPI 1-25 | | | | RPI 26-50 | | | | RPI 51-100 | | | | RPI 101+ Team's RPI: 334 | | | |
|---------------------------|---|------------------|--------|-----------|---|-----------------|--------|------------|---|----------|-------|--------------------------|---|------------------|--------|
| RPI | S | Opponent | Score | RPI | S | Opponent | Score | RPI | S | Opponent | Score | RPI | S | Opponent | Score |
| 5 | A | Baylor | 43 118 | | | | | 90 | A | SFA | 49 86 | 109 | A | Arkansas | 40 101 |
| 12 | A | Texas | 46 98 | | | | | | | | | 113 | H | Central Ark. | 49 80 |
| | | | | | | | | | | | | 145 | H | Oral Roberts | 65 75 |
| | | | | | | | | | | | | 153 | H | Rice | 53 79 |
| | | | | | | | | | | | | 184 | H | New Orleans | 63 73 |
| | | | | | | | | | | | | 209 | H | Texas Southern | 34 50 |
| | | | | | | | | | | | | 271 | A | McNeese | 53 68 |
| | | | | | | | | | | | | 282 | A | UTEP | 45 75 |
| | | | | | | | | | | | | 307 | A | Nicholls St. | 57 76 |
| | | | | | | | | | | | | 329 | H | La.-Monroe | 65 77 |
| | | | | | | | | | | | | 336 | H | Incarinate Word | 68 51 |
| | | | | | | | | | | | | 338 | H | Southeastern La. | 71 87 |
| | | | | | | | | | | | | 346 | H | Sam Houston St. | 61 51 |
| LAST 12 Division I GAMES: | | | | | | | | | | | | | | | |
| 307 | A | Nicholls St. | 57 76 | 346 | H | Sam Houston St. | 61 51 | | | | | | | | |
| 184 | H | New Orleans | 63 73 | 90 | A | SFA | 49 86 | | | | | | | | |
| 336 | H | Incarinate Word | 68 51 | 109 | A | Arkansas | 40 101 | | | | | | | | |
| 113 | H | Central Ark. | 49 80 | 329 | H | La.-Monroe | 65 77 | | | | | | | | |
| 271 | A | McNeese | 53 68 | 209 | H | Texas Southern | 34 50 | | | | | | | | |
| 338 | H | Southeastern La. | 71 87 | 282 | A | UTEP | 45 75 | | | | | | | | |

Non-Div I Games: S'western Assemblie71 52 Arlington Baptist 75 55

Houston Baptist

Loss, Non-Conf, S Site, H Home A Away N Neutral

| | | | | | | | | | |
|------------------------------|----------|-----------|----------------|-------------|---------------|----------|------|-------|-----------|
| Average RPI Win: 311 | WON-LOST | WINNING | LAST 10 | STRENGTH OF | OPP. STRENGTH | TEAM | ADJ. | CONF. | ADJ CONF. |
| Average RPI Loss: 182 | RECORD | PCT. RANK | GAMES | SCHEDULE | OF SCHEDULE | RPI | RPI | RPI | RPI |
| DIV. I ONLY | 10- 9 | 151 | 8- 2 | 335 | 336 | 241 | 241 | 32 | 32 |
| DIV. I NON-CONF. | 4- 8 | 230 | 3- 2 | 259 | 332 | 253 | 253 | 31 | 31 |
| TOTALS | RPI 1-25 | RPI 26-50 | W-L RECORDS | RPI 51-100 | RPI 101-150 | RPI 150+ | | | |
| 10- 9 | 0- 0 | 0- 2 | OVERALL | 0- 1 | 0- 0 | 10- 6 | | | |
| 6- 1 | 0- 0 | 0- 0 | HOME | 0- 0 | 0- 0 | 6- 1 | | | |
| 4- 8 | 0- 0 | 0- 2 | AWAY | 0- 1 | 0- 0 | 4- 5 | | | |
| 0- 0 | 0- 0 | 0- 0 | NEUTRAL | 0- 0 | 0- 0 | 0- 0 | | | |
| 4- 8 | 0- 0 | 0- 2 | NON-CONFERENCE | 0- 1 | 0- 0 | 4- 5 | | | |
| 2- 1 | 0- 0 | 0- 0 | HOME | 0- 0 | 0- 0 | 2- 1 | | | |
| 2- 7 | 0- 0 | 0- 2 | AWAY | 0- 1 | 0- 0 | 2- 4 | | | |
| 0- 0 | 0- 0 | 0- 0 | NEUTRAL | 0- 0 | 0- 0 | 0- 0 | | | |
| 6- 1 | 0- 0 | 0- 0 | CONFERENCE | 0- 0 | 0- 0 | 6- 1 | | | |
| 4- 0 | 0- 0 | 0- 0 | HOME | 0- 0 | 0- 0 | 4- 0 | | | |
| 2- 1 | 0- 0 | 0- 0 | AWAY | 0- 0 | 0- 0 | 2- 1 | | | |
| 0- 0 | 0- 0 | 0- 0 | NEUTRAL | 0- 0 | 0- 0 | 0- 0 | | | |

| RPI S | Opponent | Score | RPI S | Opponent | Score | RPI S | Opponent | Score | RPI S | Opponent | Score | Team's RPI: 241 |
|---------------------------|----------------------|--------|-------|-----------------------|-------|-------|------------------------|-------|-------|----------|-------|-----------------|
| 32 | A Michigan | 41 109 | 84 | A Cornell | 55 67 | 156 | A Cincinnati | 56 66 | | | | |
| 50 | A West Virginia | 49 95 | | | | 185 | A Brown | 78 83 | | | | |
| | | | | | | 232 | A UMES | 72 71 | | | | |
| | | | | | | 233 | A Robert Morris | 42 59 | | | | |
| | | | | | | 274 | A N.C. A&T | 55 63 | | | | |
| | | | | | | 280 | H Vermont | 64 57 | | | | |
| | | | | | | 290 | H Savannah St. | 55 49 | | | | |
| | | | | | | 295 | H Coppin St. | 66 58 | | | | |
| | | | | | | 304 | A NJIT | 55 70 | | | | |
| | | | | | | 317 | H Ill.-Chicago | 63 70 | | | | |
| | | | | | | 320 | A St. Francis Brooklyn | 78 63 | | | | |
| | | | | | | 325 | H Mt. St. Mary's | 95 62 | | | | |
| | | | | | | 340 | H South Carolina St. | 75 57 | | | | |
| | | | | | | 341 | A N.C. Central | 73 50 | | | | |
| | | | | | | 343 | A Fairleigh Dickinson | 71 68 | | | | |
| | | | | | | 345 | H Florida A&M | 72 58 | | | | |
| LAST 12 Division I GAMES: | | | | | | | | | | | | |
| 340 | H South Carolina St. | 75 57 | 345 | H Florida A&M | 72 58 | | | | | | | |
| 290 | H Savannah St. | 55 49 | 280 | H Vermont | 64 57 | | | | | | | |
| 341 | A N.C. Central | 73 50 | 343 | A Fairleigh Dickinson | 71 68 | | | | | | | |
| 274 | A N.C. A&T | 55 63 | 317 | H Ill.-Chicago | 63 70 | | | | | | | |
| 295 | H Coppin St. | 66 58 | 304 | A NJIT | 55 70 | | | | | | | |
| 232 | A UMES | 72 71 | 325 | H Mt. St. Mary's | 95 62 | | | | | | | |

Non-Div I Games:

Howard

■ Loss,
 ■ Non-Conf,
 ■ S Site,
 ■ Home
 ■ A Away
 N Neutral

I
U
P
U
I

I
U
P
U
I

IUPUI

Page 116

Idaho

Through Games Of Feb. 1, 2017

| | | | | | | | | | | |
|-------------------|----------|-----------|----------------|------------|-------------|---------------|------|------|-------|-----------|
| Average RPI Win: | 265 | WON-LOST | WINNING | LAST 10 | STRENGTH OF | OPP. STRENGTH | TEAM | ADJ. | CONF. | ADJ CONF. |
| Average RPI Loss: | 91 | RECORD | PCT. RANK | GAMES | SCHEDULE | OF SCHEDULE | RPI | RPI | RPI | RPI |
| DIV. I ONLY | 8- 10 | 208 | 5- 4 | 162 | 146 | 151 | 151 | 20 | 20 | |
| DIV. I NON-CONF. | 3- 6 | 230 | 0- 1 | 20 | 75 | 85 | 85 | 19 | 19 | |
| TOTALS | RPI 1-25 | RPI 26-50 | W-L RECORDS | RPI 51-100 | RPI 101-150 | RPI 150+ | | | | |
| 8- 10 | 0- 2 | 0- 1 | OVERALL | 1- 4 | 0- 0 | 7- 3 | | | | |
| 2- 2 | 0- 0 | 0- 0 | HOME | 0- 1 | 0- 0 | 2- 1 | | | | |
| 6- 5 | 0- 0 | 0- 0 | AWAY | 1- 0 | 0- 0 | 5- 0 | | | | |
| 0- 3 | 0- 1 | 0- 0 | NEUTRAL | 0- 2 | 0- 0 | 0- 0 | | | | |
| 3- 6 | 0- 2 | 0- 1 | NON-CONFERENCE | 1- 2 | 0- 0 | 2- 1 | | | | |
| 0- 0 | 0- 0 | 0- 0 | HOME | 0- 0 | 0- 0 | 0- 0 | | | | |
| 3- 3 | 0- 1 | 0- 1 | AWAY | 1- 0 | 0- 0 | 2- 1 | | | | |
| 0- 3 | 0- 1 | 0- 0 | NEUTRAL | 0- 2 | 0- 0 | 0- 0 | | | | |
| 5- 4 | 0- 0 | 0- 0 | CONFERENCE | 0- 2 | 0- 0 | 5- 2 | | | | |
| 2- 2 | 0- 0 | 0- 0 | HOME | 0- 1 | 0- 0 | 2- 1 | | | | |
| 3- 2 | 0- 0 | 0- 0 | AWAY | 0- 1 | 0- 0 | 3- 1 | | | | |
| 0- 0 | 0- 0 | 0- 0 | NEUTRAL | 0- 0 | 0- 0 | 0- 0 | | | | |

| RPI 1-25 | | | | RPI 26-50 | | | | RPI 51-100 | | | | RPI 101+ Team's RPI: 151 | | | |
|---------------------------|---|----------------|--------|-----------|---|---------------|-------|------------|---|-------------|-------|--------------------------|---|-------------------|-------|
| RPI | S | Opponent | Score | RPI | S | Opponent | Score | RPI | S | Opponent | Score | RPI | S | Opponent | Score |
| 7 | N | Oregon St. | 49 60 | 37 | A | Oregon | 70 73 | 58 | N | UNI | 74 76 | 159 | A | Eastern Wash. | 57 67 |
| 10 | A | Washington | 53 105 | | | | | 65 | A | Montana St. | 64 80 | 212 | H | Idaho St. | 60 67 |
| | | | | | | | | 65 | H | Montana St. | 61 66 | 214 | A | Grand Canyon | 60 64 |
| | | | | | | | | 79 | N | UNLV | 61 73 | 230 | A | Seattle U | 68 64 |
| | | | | | | | | 98 | A | Wyoming | 74 71 | 251 | A | Southern Utah | 85 68 |
| | | | | | | | | | | | | 257 | H | Weber St. | 95 77 |
| | | | | | | | | | | | | 276 | A | Northern Ariz. | 91 80 |
| | | | | | | | | | | | | 333 | A | Montana | 86 59 |
| | | | | | | | | | | | | 333 | H | Montana | 75 50 |
| | | | | | | | | | | | | 339 | A | Cal St. Fullerton | 88 86 |
| LAST 12 Division I GAMES: | | | | | | | | | | | | | | | |
| 333 | H | Montana | 75 50 | 65 | A | Montana St. | 64 80 | | | | | | | | |
| 65 | H | Montana St. | 61 66 | 333 | A | Montana | 86 59 | | | | | | | | |
| 276 | A | Northern Ariz. | 91 80 | 159 | A | Eastern Wash. | 57 67 | | | | | | | | |
| 251 | A | Southern Utah | 85 68 | 37 | A | Oregon | 70 73 | | | | | | | | |
| 212 | H | Idaho St. | 60 67 | 98 | A | Wyoming | 74 71 | | | | | | | | |
| 257 | H | Weber St. | 95 77 | 79 | N | UNLV | 61 73 | | | | | | | | |

Non-Div I Games: Lewis-Clark St. 85 49 Central Wash. 79 45

Idaho

Loss, Non-Conf, S Site, H Home A Away N Neutral

| | | | | | | | | | | |
|-------------------|----------|-----------|----------------|------------|-------------|---------------|------|------|-------|-----------|
| Average RPI Win: | 251 | WON-LOST | WINNING | LAST 10 | STRENGTH OF | OPP. STRENGTH | TEAM | ADJ. | CONF. | ADJ CONF. |
| Average RPI Loss: | 127 | RECORD | PCT. RANK | GAMES | SCHEDULE | OF SCHEDULE | RPI | RPI | RPI | RPI |
| DIV. I ONLY | 9- 9 | 166 | 5- 4 | 282 | 152 | 212 | 212 | 20 | 20 | |
| DIV. I NON-CONF. | 5- 5 | 165 | 3- 0 | 323 | 63 | 213 | 213 | 19 | 19 | |
| TOTALS | RPI 1-25 | RPI 26-50 | W-L RECORDS | RPI 51-100 | RPI 101-150 | RPI 150+ | | | | |
| 9- 9 | 0- 1 | 0- 1 | OVERALL | 1- 2 | 0- 2 | 8- 3 | | | | |
| 6- 2 | 0- 0 | 0- 0 | HOME | 1- 1 | 0- 1 | 5- 0 | | | | |
| 2- 6 | 0- 0 | 0- 0 | AWAY | 0- 0 | 0- 0 | 2- 0 | | | | |
| 1- 1 | 0- 0 | 0- 1 | NEUTRAL | 0- 0 | 0- 0 | 1- 0 | | | | |
| 5- 5 | 0- 1 | 0- 1 | NON-CONFERENCE | 0- 1 | 0- 1 | 5- 1 | | | | |
| 3- 0 | 0- 0 | 0- 0 | HOME | 0- 0 | 0- 0 | 3- 0 | | | | |
| 1- 4 | 0- 1 | 0- 0 | AWAY | 0- 1 | 0- 1 | 1- 1 | | | | |
| 1- 1 | 0- 0 | 0- 1 | NEUTRAL | 0- 0 | 0- 0 | 1- 0 | | | | |
| 4- 4 | 0- 0 | 0- 0 | CONFERENCE | 1- 1 | 0- 1 | 3- 2 | | | | |
| 3- 2 | 0- 0 | 0- 0 | HOME | 1- 1 | 0- 1 | 2- 0 | | | | |
| 1- 2 | 0- 0 | 0- 0 | AWAY | 0- 0 | 0- 0 | 1- 2 | | | | |
| 0- 0 | 0- 0 | 0- 0 | NEUTRAL | 0- 0 | 0- 0 | 0- 0 | | | | |

| RPI 1-25 | | | | RPI 26-50 | | | | RPI 51-100 | | | | RPI 101+ Team's RPI: 212 | | | |
|---------------------------|---|----------------|-------|-----------|---|---------------|-------|------------|---|----------------|-------|--------------------------|---|---------------|-------|
| RPI | S | Opponent | Score | RPI | S | Opponent | Score | RPI | S | Opponent | Score | RPI | S | Opponent | Score |
| 7 | A | Oregon St. | 38 61 | 44 | N | James Madison | 53 83 | 65 | H | Montana St. | 67 59 | 142 | A | Santa Clara | 78 82 |
| | | | | | | | | 80 | A | Colorado | 56 85 | 148 | H | North Dakota | 62 65 |
| | | | | | | | | 99 | H | Northern Colo. | 62 77 | 151 | A | Idaho | 67 60 |
| | | | | | | | | | | | | 159 | A | Eastern Wash. | 41 58 |
| | | | | | | | | | | | | 203 | A | Wisconsin | 42 35 |
| | | | | | | | | | | | | 210 | A | Utah St. | 56 69 |
| | | | | | | | | | | | | 257 | A | Weber St. | 43 50 |
| | | | | | | | | | | | | 257 | H | Weber St. | 57 52 |
| | | | | | | | | | | | | 292 | N | Davidson | 70 58 |
| | | | | | | | | | | | | 296 | H | Denver | 65 64 |
| | | | | | | | | | | | | 327 | H | UC Irvine | 65 54 |
| | | | | | | | | | | | | 331 | H | Utah Valley | 61 56 |
| | | | | | | | | | | | | 333 | H | Montana | 61 43 |
| LAST 12 Division I GAMES: | | | | | | | | | | | | | | | |
| 257 | H | Weber St. | 57 52 | 65 | H | Montana St. | 67 59 | 333 | H | Montana | 61 43 | | | | |
| 148 | H | North Dakota | 62 65 | 331 | H | Utah Valley | 61 56 | 296 | H | Denver | 65 64 | | | | |
| 99 | H | Northern Colo. | 62 77 | 203 | A | Wisconsin | 42 35 | 80 | A | Colorado | 56 85 | | | | |
| 151 | A | Idaho | 67 60 | | | | | | | | | | | | |
| 159 | A | Eastern Wash. | 41 58 | | | | | | | | | | | | |
| 257 | A | Weber St. | 43 50 | | | | | | | | | | | | |

Non-Div I Games: Montana Tech 77 55

Idaho St.

Ill.-Chicago

Through Games Of Feb. 1, 2017

| | | | | | | | | | | |
|-------------------|--------------|------------|----------------|------------|-------------|---------------|------------|-----------|-----------|-----------|
| Average RPI Win: | 282 | WON-LOST | WINNING | LAST 10 | STRENGTH OF | OPP. STRENGTH | TEAM | ADJ. | CONF. | ADJ CONF. |
| Average RPI Loss: | 168 | RECORD | PCT. RANK | GAMES | SCHEDULE | OF SCHEDULE | RPI | RPI | RPI | RPI |
| DIV. I ONLY | 2- 17 | 337 | 1- 9 | 143 | 267 | 317 | 317 | 22 | 22 | |
| DIV. I NON-CONF. | 1- 8 | 314 | 1- 1 | 155 | 227 | 297 | 297 | 20 | 20 | |
| TOTALS | RPI 1-25 | RPI 26-50 | W-L RECORDS | RPI 51-100 | RPI 101-150 | RPI 150+ | | | | |
| 2- 17 | 0- 0 | 0- 2 | OVERALL | 0- 4 | 0- 1 | 2- 10 | | | | |
| 1- 8 | 0- 0 | 0- 1 | HOME | 0- 1 | 0- 1 | 1- 5 | | | | |
| 1- 9 | 0- 0 | 0- 1 | AWAY | 0- 3 | 0- 0 | 1- 5 | | | | |
| 0- 0 | 0- 0 | 0- 0 | NEUTRAL | 0- 0 | 0- 0 | 0- 0 | | | | |
| 1- 8 | 0- 0 | 0- 1 | NON-CONFERENCE | 0- 4 | 0- 0 | 1- 3 | | | | |
| 0- 4 | 0- 0 | 0- 0 | HOME | 0- 1 | 0- 0 | 0- 3 | | | | |
| 1- 4 | 0- 0 | 0- 1 | AWAY | 0- 3 | 0- 0 | 1- 0 | | | | |
| 0- 0 | 0- 0 | 0- 0 | NEUTRAL | 0- 0 | 0- 0 | 0- 0 | | | | |
| 1- 9 | 0- 0 | 0- 1 | CONFERENCE | 0- 0 | 0- 1 | 1- 7 | | | | |
| 1- 4 | 0- 0 | 0- 1 | HOME | 0- 0 | 0- 1 | 1- 2 | | | | |
| 0- 5 | 0- 0 | 0- 0 | AWAY | 0- 0 | 0- 0 | 0- 5 | | | | |
| 0- 0 | 0- 0 | 0- 0 | NEUTRAL | 0- 0 | 0- 0 | 0- 0 | | | | |

| RPI | S | Opponent | Score | RPI | S | Opponent | Score | RPI | S | Opponent | Score | RPI | S | Opponent | Score | Team's RPI: 317 |
|---------------------------|---|----------------|--------------|-----|---|---------------|--------------|-----|---|----------------|--------------|-----|---|----------|-------|-----------------|
| 30 | H | Green Bay | 65 79 | 67 | H | IUPUI | 57 67 | 138 | H | Wright St. | 54 73 | | | | | |
| 43 | A | Northwestern | 44 88 | 69 | A | Virginia | 39 76 | 161 | A | Milwaukee | 55 83 | | | | | |
| | | | | 83 | A | Central Mich. | 55 77 | 161 | H | Milwaukee | 65 88 | | | | | |
| | | | | 92 | A | Toledo | 51 79 | 174 | A | Detroit | 76 98 | | | | | |
| | | | | | | | | 192 | A | Cleveland St. | 59 77 | | | | | |
| | | | | | | | | 201 | A | Oakland | 58 81 | | | | | |
| | | | | | | | | 234 | H | Bradley | 56 65 | | | | | |
| | | | | | | | | 241 | A | Howard | 70 63 | | | | | |
| | | | | | | | | 272 | H | Northern Ky. | 37 58 | | | | | |
| | | | | | | | | 310 | A | Youngstown St. | 54 70 | | | | | |
| | | | | | | | | 314 | H | Illinois St. | 52 59 | | | | | |
| | | | | | | | | 318 | H | Fort Wayne | 55 61 | | | | | |
| | | | | | | | | 322 | H | Valparaiso | 74 60 | | | | | |
| LAST 12 Division I GAMES: | | | | | | | | | | | | | | | | |
| 322 | H | Valparaiso | 74 60 | 30 | H | Green Bay | 65 79 | 161 | H | Milwaukee | 65 88 | | | | | |
| 272 | H | Northern Ky. | 37 58 | 174 | A | Detroit | 76 98 | 201 | A | Oakland | 58 81 | | | | | |
| 138 | H | Wright St. | 54 73 | 234 | H | Bradley | 56 65 | 241 | A | Howard | 70 63 | | | | | |
| 161 | A | Milwaukee | 55 83 | | | | | | | | | | | | | |
| 192 | A | Cleveland St. | 59 77 | | | | | | | | | | | | | |
| 310 | A | Youngstown St. | 54 70 | | | | | | | | | | | | | |

Non-Div I Games: Lake Forest 84 48 Robert Morris (IL) 106 58

Ill.-Chicago

Loss, Non-Conf, S Site, H Home A Away N Neutral

Illinois

Through Games Of Feb. 1, 2017

| Average RPI Win: | 195 | WON-LOST | WINNING | LAST 10 | STRENGTH OF | OPP. STRENGTH | TEAM | ADJ. | CONF. | ADJ CONF. |
|-------------------|----------|-----------|----------------|------------|-------------|---------------|------|------|-------|-----------|
| Average RPI Loss: | 80 | RECORD | PCT. RANK | GAMES | SCHEDULE | OF SCHEDULE | RPI | RPI | RPI | RPI |
| DIV. I ONLY | 8- 15 | 259 | 3- 7 | 45 | 88 | 177 | 177 | 6 | 6 | |
| DIV. I NON-CONF. | 5- 8 | 218 | 0- 2 | 57 | 276 | 200 | 200 | 6 | 6 | |
| TOTALS | RPI 1-25 | RPI 26-50 | W-L RECORDS | RPI 51-100 | RPI 101-150 | RPI 150+ | | | | |
| 8- 15 | 0- 1 | 0- 3 | OVERALL | 2- 8 | 1- 1 | 5- 2 | | | | |
| 8- 6 | 0- 1 | 0- 2 | HOME | 2- 0 | 1- 1 | 5- 2 | | | | |
| 0- 9 | 0- 0 | 0- 1 | AWAY | 0- 8 | 0- 0 | 0- 0 | | | | |
| 0- 0 | 0- 0 | 0- 0 | NEUTRAL | 0- 0 | 0- 0 | 0- 0 | | | | |
| 5- 8 | 0- 0 | 0- 1 | NON-CONFERENCE | 1- 4 | 1- 1 | 3- 2 | | | | |
| 5- 4 | 0- 0 | 0- 1 | HOME | 1- 0 | 1- 1 | 3- 2 | | | | |
| 0- 4 | 0- 0 | 0- 0 | AWAY | 0- 4 | 0- 0 | 0- 0 | | | | |
| 0- 0 | 0- 0 | 0- 0 | NEUTRAL | 0- 0 | 0- 0 | 0- 0 | | | | |
| 3- 7 | 0- 1 | 0- 2 | CONFERENCE | 1- 4 | 0- 0 | 2- 0 | | | | |
| 3- 2 | 0- 1 | 0- 1 | HOME | 1- 0 | 0- 0 | 2- 0 | | | | |
| 0- 5 | 0- 0 | 0- 1 | AWAY | 0- 4 | 0- 0 | 0- 0 | | | | |
| 0- 0 | 0- 0 | 0- 0 | NEUTRAL | 0- 0 | 0- 0 | 0- 0 | | | | |

| RPI S Opponent | Score | RPI S Opponent | Score | RPI S Opponent | Score | RPI S Opponent | Score | Team's RPI: 177 |
|---------------------------|-------|--------------------|-------|------------------------|-------|-----------------------|-------|-----------------|
| 18 H Maryland | 49 94 | 29 A Ohio St. | 64 88 | 54 A Iowa | 58 78 | 118 H Mercer | 33 51 | |
| | | 32 H Michigan | 70 86 | 54 H Iowa | 70 65 | 138 H Wright St. | 76 72 | |
| | | 49 H Wake Forest | 70 79 | 57 A Minnesota | 50 78 | 164 H Nebraska | 79 59 | |
| | | | | 59 A Michigan St. | 47 71 | 182 H Rutgers | 78 41 | |
| | | | | 62 A Ohio | 68 80 | 183 H Memphis | 54 64 | |
| | | | | 66 A South Dakota | 68 77 | 223 H Marshall | 53 55 | |
| | | | | 70 A George Washington | 56 72 | 297 H USC Upstate | 77 57 | |
| | | | | 83 A Central Mich. | 51 82 | 316 H Ark.-Pine Bluff | 70 58 | |
| | | | | 89 H FGCU | 82 73 | 318 H Fort Wayne | 56 33 | |
| | | | | 95 A Penn St. | 66 82 | | | |
| LAST 12 Division I GAMES: | | | | | | | | |
| 32 H Michigan | 70 86 | 54 A Iowa | 58 78 | | | | | |
| 95 A Penn St. | 66 82 | 182 H Rutgers | 78 41 | | | | | |
| 18 H Maryland | 49 94 | 59 A Michigan St. | 47 71 | | | | | |
| 29 A Ohio St. | 64 88 | 54 H Iowa | 70 65 | | | | | |
| 57 A Minnesota | 50 78 | 62 A Ohio | 68 80 | | | | | |
| 164 H Nebraska | 79 59 | 83 A Central Mich. | 51 82 | | | | | |

Non-Div I Games:

Illinois

Loss, Non-Conf, S Site, H Home A Away N Neutral

| | | | | | | | | | | |
|-------------------|----------|-----------|----------------|------------|-------------|---------------|------|------|-------|-----------|
| Average RPI Win: | 292 | WON-LOST | WINNING | LAST 10 | STRENGTH OF | OPP. STRENGTH | TEAM | ADJ. | CONF. | ADJ CONF. |
| Average RPI Loss: | 145 | RECORD | PCT. RANK | GAMES | SCHEDULE | OF SCHEDULE | RPI | RPI | RPI | RPI |
| DIV. I ONLY | 5- 15 | 296 | 2- 8 | 253 | 167 | 314 | 314 | 16 | 16 | |
| DIV. I NON-CONF. | 3- 8 | 262 | 0- 3 | 264 | 189 | 303 | 303 | 14 | 14 | |
| TOTALS | RPI 1-25 | RPI 26-50 | W-L RECORDS | RPI 51-100 | RPI 101-150 | RPI 150+ | | | | |
| 5- 15 | 0- 0 | 0- 2 | OVERALL | 0- 3 | 0- 2 | 5- 8 | | | | |
| 4- 7 | 0- 0 | 0- 1 | HOME | 0- 1 | 0- 2 | 4- 3 | | | | |
| 1- 8 | 0- 0 | 0- 1 | AWAY | 0- 2 | 0- 0 | 1- 5 | | | | |
| 0- 0 | 0- 0 | 0- 0 | NEUTRAL | 0- 0 | 0- 0 | 0- 0 | | | | |
| 3- 8 | 0- 0 | 0- 1 | NON-CONFERENCE | 0- 2 | 0- 2 | 3- 3 | | | | |
| 2- 4 | 0- 0 | 0- 0 | HOME | 0- 0 | 0- 2 | 2- 2 | | | | |
| 1- 4 | 0- 0 | 0- 1 | AWAY | 0- 2 | 0- 0 | 1- 1 | | | | |
| 0- 0 | 0- 0 | 0- 0 | NEUTRAL | 0- 0 | 0- 0 | 0- 0 | | | | |
| 2- 7 | 0- 0 | 0- 1 | CONFERENCE | 0- 1 | 0- 0 | 2- 5 | | | | |
| 2- 3 | 0- 0 | 0- 1 | HOME | 0- 1 | 0- 0 | 2- 1 | | | | |
| 0- 4 | 0- 0 | 0- 0 | AWAY | 0- 0 | 0- 0 | 0- 4 | | | | |
| 0- 0 | 0- 0 | 0- 0 | NEUTRAL | 0- 0 | 0- 0 | 0- 0 | | | | |

| RPI S | Opponent | Score | RPI S | Opponent | Score | RPI S | Opponent | Score | RPI S | Opponent | Score | Team's RPI: 314 |
|---------------------------|-----------------|-------|-------|------------------|--------|-------|------------------|-------|-------|----------|-------|-----------------|
| 26 | A Arizona St. | 40 76 | 58 | H UNI | 40 78 | 133 | H Yale | 45 59 | | | | |
| 34 | H Drake | 36 87 | 86 | A Northern Ill. | 66 108 | 143 | H George Mason | 46 72 | | | | |
| | | | 96 | A Western Ill. | 50 80 | 160 | A Missouri St. | 60 65 | | | | |
| | | | | | | 161 | H Milwaukee | 60 68 | | | | |
| | | | | | | 171 | A Wichita St. | 45 67 | | | | |
| | | | | | | 187 | A Indiana St. | 49 63 | | | | |
| | | | | | | 198 | H Southern Ill. | 56 63 | | | | |
| | | | | | | 203 | H Wisconsin | 46 64 | | | | |
| | | | | | | 211 | A SIUE | 80 92 | | | | |
| | | | | | | 234 | H Bradley | 71 63 | | | | |
| | | | | | | 279 | H Evansville | 71 58 | | | | |
| | | | | | | 302 | A Loyola Chicago | 61 64 | | | | |
| | | | | | | 309 | H Eastern Ill. | 60 49 | | | | |
| | | | | | | 317 | A Ill.-Chicago | 59 52 | | | | |
| | | | | | | 322 | H Valparaiso | 77 56 | | | | |
| LAST 12 Division I GAMES: | | | | | | | | | | | | |
| 198 | H Southern Ill. | 56 63 | 187 | A Indiana St. | 49 63 | | | | | | | |
| 279 | H Evansville | 71 58 | 302 | A Loyola Chicago | 61 64 | | | | | | | |
| 171 | A Wichita St. | 45 67 | 234 | H Bradley | 71 63 | | | | | | | |
| 160 | A Missouri St. | 60 65 | 211 | A SIUE | 80 92 | | | | | | | |
| 34 | H Drake | 36 87 | 96 | A Western Ill. | 50 80 | | | | | | | |
| 58 | H UNI | 40 78 | 143 | H George Mason | 46 72 | | | | | | | |

Non-Div I Games:

Illinois St.

Incarnate Word

Through Games Of Feb. 1, 2017

| | | | | | | | | | | |
|-------------------|----------|-----------|----------------|------------|-------------|---------------|------|------|-------|-----------|
| Average RPI Win: | 328 | WON-LOST | WINNING | LAST 10 | STRENGTH OF | OPP. STRENGTH | TEAM | ADJ. | CONF. | ADJ CONF. |
| Average RPI Loss: | 203 | RECORD | PCT. RANK | GAMES | SCHEDULE | OF SCHEDULE | RPI | RPI | RPI | RPI |
| DIV. I ONLY | 3- 16 | 323 | 3- 7 | 319 | 317 | 336 | 336 | 27 | 27 | |
| DIV. I NON-CONF. | 0- 9 | 335 | 0- 0 | 330 | 263 | 349 | 349 | 26 | 26 | |
| TOTALS | RPI 1-25 | RPI 26-50 | W-L RECORDS | RPI 51-100 | RPI 101-150 | RPI 150+ | | | | |
| 3- 16 | 0- 0 | 0- 0 | OVERALL | 0- 1 | 0- 4 | 3- 11 | | | | |
| 1- 6 | 0- 0 | 0- 0 | HOME | 0- 1 | 0- 1 | 1- 4 | | | | |
| 2- 8 | 0- 0 | 0- 0 | AWAY | 0- 0 | 0- 0 | 2- 0 | | | | |
| 0- 2 | 0- 0 | 0- 0 | NEUTRAL | 0- 0 | 0- 0 | 0- 2 | | | | |
| 0- 9 | 0- 0 | 0- 0 | NON-CONFERENCE | 0- 0 | 0- 1 | 0- 8 | | | | |
| 0- 2 | 0- 0 | 0- 0 | HOME | 0- 0 | 0- 0 | 0- 2 | | | | |
| 0- 5 | 0- 0 | 0- 0 | AWAY | 0- 0 | 0- 1 | 0- 4 | | | | |
| 0- 2 | 0- 0 | 0- 0 | NEUTRAL | 0- 0 | 0- 0 | 0- 2 | | | | |
| 3- 7 | 0- 0 | 0- 0 | CONFERENCE | 0- 1 | 0- 3 | 3- 3 | | | | |
| 1- 4 | 0- 0 | 0- 0 | HOME | 0- 1 | 0- 1 | 1- 2 | | | | |
| 2- 3 | 0- 0 | 0- 0 | AWAY | 0- 0 | 0- 2 | 2- 1 | | | | |
| 0- 0 | 0- 0 | 0- 0 | NEUTRAL | 0- 0 | 0- 0 | 0- 0 | | | | |

| RPI S | Opponent | Score | RPI S | Opponent | Score | RPI S | Opponent | Score | RPI S | Opponent | Score |
|---------------------------|----------|-------|-------|---------------------|-------|-------|----------|--------------------|-------|---------------------|-------|
| | | | | | | 90 | H SFA | 75 94 | | | |
| | | | | | | | | | 113 | A Central Ark. | 50 63 |
| | | | | | | | | | 115 | H Abilene Christian | 66 75 |
| | | | | | | | | | 140 | A TCU | 40 88 |
| | | | | | | | | | 146 | A Lamar University | 54 83 |
| | | | | | | | | | 153 | H Rice | 43 60 |
| | | | | | | | | | 171 | A Wichita St. | 63 73 |
| | | | | | | | | | 184 | H New Orleans | 67 71 |
| | | | | | | | | | 205 | A Texas St. | 50 67 |
| | | | | | | | | | 210 | N Utah St. | 46 79 |
| | | | | | | | | | 220 | A North Texas | 61 84 |
| | | | | | | | | | 252 | N Murray St. | 68 72 |
| | | | | | | | | | 261 | H Eastern Mich. | 47 66 |
| | | | | | | | | | 307 | A Nicholls St. | 78 52 |
| | | | | | | | | | 321 | H Northwestern St. | 74 76 |
| | | | | | | | | | 333 | A Montana | 56 61 |
| | | | | | | | | | 334 | A Houston Baptist | 51 68 |
| | | | | | | | | | 338 | A Southeastern La. | 85 76 |
| | | | | | | | | | 338 | H Southeastern La. | 96 56 |
| LAST 12 Division I GAMES: | | | | | | | | | | | |
| | | | 113 | A Central Ark. | 50 63 | | 184 | H New Orleans | 67 71 | | |
| | | | 115 | H Abilene Christian | 66 75 | | 321 | H Northwestern St. | 74 76 | | |
| | | | 90 | H SFA | 75 94 | | 338 | A Southeastern La. | 85 76 | | |
| | | | 338 | H Southeastern La. | 96 56 | | 307 | A Nicholls St. | 78 52 | | |
| | | | 334 | A Houston Baptist | 51 68 | | 171 | A Wichita St. | 63 73 | | |
| | | | 146 | A Lamar University | 54 83 | | 252 | N Murray St. | 68 72 | | |

Non-Div I Games: LSU-Alexandria 106 79 Tex. A&M-Kingsville 79 66

Incarnate Word

Loss, Non-Conf, S Site, H Home A Away N Neutral

Indiana

Through Games Of Feb. 1, 2017

| | | | | | | | | | | |
|-------------------|----------|-----------|----------------|------------|-------------|---------------|------|------|-------|-----------|
| Average RPI Win: | 177 | WON-LOST | WINNING | LAST 10 | STRENGTH OF | OPP. STRENGTH | TEAM | ADJ. | CONF. | ADJ CONF. |
| Average RPI Loss: | 43 | RECORD | PCT. RANK | GAMES | SCHEDULE | OF SCHEDULE | RPI | RPI | RPI | RPI |
| DIV. I ONLY | 15- 6 | 58 | 7- 3 | 114 | 63 | 52 | 52 | 6 | 6 | |
| DIV. I NON-CONF. | 10- 3 | 54 | 4- 0 | 255 | 86 | 80 | 80 | 6 | 6 | |
| TOTALS | RPI 1-25 | RPI 26-50 | W-L RECORDS | RPI 51-100 | RPI 101-150 | RPI 150+ | | | | |
| 15- 6 | 0- 1 | 0- 4 | OVERALL | 5- 1 | 2- 0 | 8- 0 | | | | |
| 9- 1 | 0- 0 | 0- 1 | HOME | 3- 0 | 1- 0 | 5- 0 | | | | |
| 4- 5 | 0- 1 | 0- 3 | AWAY | 1- 1 | 1- 0 | 2- 0 | | | | |
| 2- 0 | 0- 0 | 0- 0 | NEUTRAL | 1- 0 | 0- 0 | 1- 0 | | | | |
| 10- 3 | 0- 1 | 0- 1 | NON-CONFERENCE | 1- 1 | 2- 0 | 7- 0 | | | | |
| 6- 0 | 0- 0 | 0- 0 | HOME | 0- 0 | 1- 0 | 5- 0 | | | | |
| 2- 3 | 0- 1 | 0- 1 | AWAY | 0- 1 | 1- 0 | 1- 0 | | | | |
| 2- 0 | 0- 0 | 0- 0 | NEUTRAL | 1- 0 | 0- 0 | 1- 0 | | | | |
| 5- 3 | 0- 0 | 0- 3 | CONFERENCE | 4- 0 | 0- 0 | 1- 0 | | | | |
| 3- 1 | 0- 0 | 0- 1 | HOME | 3- 0 | 0- 0 | 0- 0 | | | | |
| 2- 2 | 0- 0 | 0- 2 | AWAY | 1- 0 | 0- 0 | 1- 0 | | | | |
| 0- 0 | 0- 0 | 0- 0 | NEUTRAL | 0- 0 | 0- 0 | 0- 0 | | | | |

| RPI 1-25 | | | | RPI 26-50 | | | | RPI 51-100 | | | | Team's RPI: 52 | | RPI 101+ | | | |
|---------------------------|---|--------------|-------|-----------|---|--------------------|-------|------------|---|-------------|--------|----------------|---|-------------|-------|--------------|--------|
| RPI | S | Opponent | Score | RPI | S | Opponent | Score | RPI | S | Opponent | Score | | | RPI | S | Opponent | Score |
| 21 | A | Auburn | 67 71 | 29 | H | Ohio St. | 82 92 | 57 | H | Minnesota | 78 62 | | | 102 | A | Chattanooga | 79 76 |
| | | | | 32 | A | Michigan | 74 78 | 64 | N | Florida | 102 88 | | | 107 | H | Vanderbilt | 94 61 |
| | | | | 39 | A | North Carolina St. | 70 84 | 91 | A | Western Ky. | 74 85 | | | 201 | H | Oakland | 84 59 |
| | | | | 43 | A | Northwestern | 67 80 | 93 | H | Purdue | 74 60 | | | 203 | A | Wisconsin | 78 54 |
| | | | | | | | | 95 | A | Penn St. | 89 70 | | | 220 | A | North Texas | 94 64 |
| | | | | | | | | 95 | H | Penn St. | 72 66 | | | 242 | H | Presbyterian | 71 37 |
| | | | | | | | | | | | | | | 245 | N | Stony Brook | 74 60 |
| | | | | | | | | | | | | | | 272 | H | Northern Ky. | 100 49 |
| | | | | | | | | | | | | | | 322 | H | Valparaiso | 87 58 |
| | | | | | | | | | | | | | | 337 | H | UMass Lowell | 79 45 |
| LAST 12 Division I GAMES: | | | | | | | | | | | | | | | | | |
| 203 | A | Wisconsin | 78 54 | 29 | H | Ohio St. | 82 92 | 95 | A | Penn St. | 89 70 | 245 | N | Stony Brook | 74 60 | | |
| 95 | H | Penn St. | 72 66 | | | | | 95 | A | Penn St. | 89 70 | | | | | | |
| 93 | H | Purdue | 74 60 | | | | | | | | | | | | | | |
| 43 | A | Northwestern | 67 80 | | | | | 64 | N | Florida | 102 88 | | | | | | |
| 32 | A | Michigan | 74 78 | | | | | 201 | H | Oakland | 84 59 | | | | | | |
| 57 | H | Minnesota | 78 62 | | | | | 322 | H | Valparaiso | 87 58 | | | | | | |

Non-Div I Games:

Indiana

■ Loss,
■ Non-Conf, S Site,
■ Home
■ Away
N Neutral

| | | | | | | | | | | |
|-------------------|----------|-----------|----------------|------------|-------------|---------------|------|------|-------|-----------|
| Average RPI Win: | 225 | WON-LOST | WINNING | LAST 10 | STRENGTH OF | OPP. STRENGTH | TEAM | ADJ. | CONF. | ADJ CONF. |
| Average RPI Loss: | 152 | RECORD | PCT. RANK | GAMES | SCHEDULE | OF SCHEDULE | RPI | RPI | RPI | RPI |
| DIV. I ONLY | 10- 10 | 166 | 5- 5 | 279 | 136 | 187 | 187 | 16 | 16 | |
| DIV. I NON-CONF. | 6- 5 | 148 | 2- 1 | 287 | 129 | 163 | 163 | 14 | 14 | |
| TOTALS | RPI 1-25 | RPI 26-50 | W-L RECORDS | RPI 51-100 | RPI 101-150 | RPI 150+ | | | | |
| 10- 10 | 0- 0 | 0- 2 | OVERALL | 0- 2 | 2- 0 | 8- 6 | | | | |
| 4- 3 | 0- 0 | 0- 0 | HOME | 0- 1 | 1- 0 | 3- 2 | | | | |
| 6- 7 | 0- 0 | 0- 2 | AWAY | 0- 1 | 1- 0 | 5- 4 | | | | |
| 0- 0 | 0- 0 | 0- 0 | NEUTRAL | 0- 0 | 0- 0 | 0- 0 | | | | |
| 6- 5 | 0- 0 | 0- 1 | NON-CONFERENCE | 0- 1 | 2- 0 | 4- 3 | | | | |
| 2- 1 | 0- 0 | 0- 0 | HOME | 0- 1 | 1- 0 | 1- 0 | | | | |
| 4- 4 | 0- 0 | 0- 1 | AWAY | 0- 0 | 1- 0 | 3- 3 | | | | |
| 0- 0 | 0- 0 | 0- 0 | NEUTRAL | 0- 0 | 0- 0 | 0- 0 | | | | |
| 4- 5 | 0- 0 | 0- 1 | CONFERENCE | 0- 1 | 0- 0 | 4- 3 | | | | |
| 2- 2 | 0- 0 | 0- 0 | HOME | 0- 0 | 0- 0 | 2- 2 | | | | |
| 2- 3 | 0- 0 | 0- 1 | AWAY | 0- 1 | 0- 0 | 2- 1 | | | | |
| 0- 0 | 0- 0 | 0- 0 | NEUTRAL | 0- 0 | 0- 0 | 0- 0 | | | | |

| RPI S | Opponent | Score | RPI S | Opponent | Score | RPI S | Opponent | Score | RPI S | Opponent | Score | Team's RPI: 187 |
|---------------------------|------------------|-------|-------|-----------------|-------|-------|------------------|-------|-------|----------|-------|-----------------|
| 31 | A Missouri | 48 77 | 58 | A UNI | 47 59 | 111 | A Saint Louis | 70 67 | | | | |
| 34 | A Drake | 62 76 | 67 | H IUPUI | 35 45 | 137 | H Tulsa | 72 68 | | | | |
| | | | | | | 156 | A Cincinnati | 63 55 | | | | |
| | | | | | | 160 | H Missouri St. | 46 49 | | | | |
| | | | | | | 163 | A Omaha | 45 72 | | | | |
| | | | | | | 171 | H Wichita St. | 42 56 | | | | |
| | | | | | | 198 | A Southern Ill. | 68 53 | | | | |
| | | | | | | 216 | A Miami (OH) | 62 54 | | | | |
| | | | | | | 224 | A Butler | 48 66 | | | | |
| | | | | | | 234 | H Bradley | 58 51 | | | | |
| | | | | | | 272 | H Northern Ky. | 58 38 | | | | |
| | | | | | | 279 | A Evansville | 41 57 | | | | |
| | | | | | | 302 | A Loyola Chicago | 48 38 | | | | |
| | | | | | | 309 | A Eastern Ill. | 88 61 | | | | |
| | | | | | | 314 | H Illinois St. | 63 49 | | | | |
| | | | | | | 330 | A Fla. Atlantic | 67 70 | | | | |
| LAST 12 Division I GAMES: | | | | | | | | | | | | |
| 160 | H Missouri St. | 46 49 | 234 | H Bradley | 58 51 | | | | | | | |
| 171 | H Wichita St. | 42 56 | 198 | A Southern Ill. | 68 53 | | | | | | | |
| 34 | A Drake | 62 76 | 279 | A Evansville | 41 57 | | | | | | | |
| 58 | A UNI | 47 59 | 137 | H Tulsa | 72 68 | | | | | | | |
| 302 | A Loyola Chicago | 48 38 | 224 | A Butler | 48 66 | | | | | | | |
| 314 | H Illinois St. | 63 49 | 111 | A Saint Louis | 70 67 | | | | | | | |

Non-Div I Games:

Indiana St.

| | | | | | | | | | | |
|-------------------|----------|-----------|----------------|------------|-------------|---------------|------|------|-------|-----------|
| Average RPI Win: | 209 | WON-LOST | WINNING | LAST 10 | STRENGTH OF | OPP. STRENGTH | TEAM | ADJ. | CONF. | ADJ CONF. |
| Average RPI Loss: | 161 | RECORD | PCT. RANK | GAMES | SCHEDULE | OF SCHEDULE | RPI | RPI | RPI | RPI |
| DIV. I ONLY | 13- 8 | 114 | 7- 3 | 229 | 196 | 154 | 154 | 17 | 17 | |
| DIV. I NON-CONF. | 5- 4 | 143 | 1- 1 | 170 | 170 | 149 | 149 | 17 | 17 | |
| TOTALS | RPI 1-25 | RPI 26-50 | W-L RECORDS | RPI 51-100 | RPI 101-150 | RPI 150+ | | | | |
| 13- 8 | 0- 0 | 1- 0 | OVERALL | 0- 1 | 3- 3 | 9- 4 | | | | |
| 9- 3 | 0- 0 | 1- 0 | HOME | 0- 0 | 2- 1 | 6- 2 | | | | |
| 4- 5 | 0- 0 | 0- 0 | AWAY | 0- 1 | 1- 2 | 3- 2 | | | | |
| 0- 0 | 0- 0 | 0- 0 | NEUTRAL | 0- 0 | 0- 0 | 0- 0 | | | | |
| 5- 4 | 0- 0 | 0- 0 | NON-CONFERENCE | 0- 1 | 3- 2 | 2- 1 | | | | |
| 4- 1 | 0- 0 | 0- 0 | HOME | 0- 0 | 2- 1 | 2- 0 | | | | |
| 1- 3 | 0- 0 | 0- 0 | AWAY | 0- 1 | 1- 1 | 0- 1 | | | | |
| 0- 0 | 0- 0 | 0- 0 | NEUTRAL | 0- 0 | 0- 0 | 0- 0 | | | | |
| 8- 4 | 0- 0 | 1- 0 | CONFERENCE | 0- 0 | 0- 1 | 7- 3 | | | | |
| 5- 2 | 0- 0 | 1- 0 | HOME | 0- 0 | 0- 0 | 4- 2 | | | | |
| 3- 2 | 0- 0 | 0- 0 | AWAY | 0- 0 | 0- 1 | 3- 1 | | | | |
| 0- 0 | 0- 0 | 0- 0 | NEUTRAL | 0- 0 | 0- 0 | 0- 0 | | | | |

| RPI 1-25 | | | RPI 26-50 | | | RPI 51-100 | | | RPI 101+ Team's RPI: 154 | | |
|---------------------------|---|----------|-----------|-----|---|------------|-------|-----|--------------------------|----------------------|-------|
| RPI | S | Opponent | Score | RPI | S | Opponent | Score | RPI | S | Opponent | Score |
| | | | | 46 | H | Quinnipiac | 58 44 | 95 | A | Penn St. | 67 80 |
| | | | | | | | | 104 | A | Navy | 68 73 |
| | | | | | | | | 120 | H | Duquesne | 58 61 |
| | | | | | | | | 122 | H | Fordham | 55 46 |
| | | | | | | | | 123 | A | VCU | 59 57 |
| | | | | | | | | 132 | A | Rider | 65 85 |
| | | | | | | | | 134 | H | Saint Joseph's | 58 57 |
| | | | | | | | | 186 | A | Fairfield | 59 68 |
| | | | | | | | | 193 | H | Siena | 46 58 |
| | | | | | | | | 218 | H | Niagara | 68 61 |
| | | | | | | | | 220 | A | North Texas | 55 66 |
| | | | | | | | | 237 | H | Monmouth | 60 54 |
| | | | | | | | | 240 | A | Marist | 48 37 |
| | | | | | | | | 240 | H | Marist | 62 68 |
| | | | | | | | | 243 | H | Canisius | 55 52 |
| | | | | | | | | 244 | A | Manhattan | 76 62 |
| | | | | | | | | 244 | H | Manhattan | 70 53 |
| | | | | | | | | 245 | H | Stony Brook | 57 46 |
| | | | | | | | | 306 | A | Saint Peter's | 66 58 |
| | | | | | | | | 320 | H | St. Francis Brooklyn | 62 46 |
| LAST 12 Division I GAMES: | | | | | | | | | | | |
| | | | | 46 | H | Quinnipiac | 58 44 | 193 | H | Siena | 46 58 |
| | | | | 240 | A | Marist | 48 37 | 306 | A | Saint Peter's | 66 58 |
| | | | | 237 | H | Monmouth | 60 54 | 132 | A | Rider | 65 85 |
| | | | | 244 | A | Manhattan | 76 62 | 243 | H | Canisius | 55 52 |
| | | | | 240 | H | Marist | 62 68 | 95 | A | Penn St. | 67 80 |
| | | | | 218 | H | Niagara | 68 61 | 320 | H | St. Francis Brooklyn | 62 46 |

Non-Div I Games:

Iona

■ Loss,
 ■ Non-Conf, S Site,
 ■ Home
 ■ Away
 N Neutral

| | | | | | | | | | | |
|-------------------|----------|-----------|----------------|------------|-------------|---------------|------|------|-------|-----------|
| Average RPI Win: | 141 | WON-LOST | WINNING | LAST 10 | STRENGTH OF | OPP. STRENGTH | TEAM | ADJ. | CONF. | ADJ CONF. |
| Average RPI Loss: | 49 | RECORD | PCT. RANK | GAMES | SCHEDULE | OF SCHEDULE | RPI | RPI | RPI | RPI |
| DIV. I ONLY | 13- 8 | 114 | 5- 5 | 28 | 43 | 54 | 54 | 6 | 6 | |
| DIV. I NON-CONF. | 9- 4 | 85 | 3- 1 | 7 | 53 | 30 | 30 | 6 | 6 | |
| TOTALS | RPI 1-25 | RPI 26-50 | W-L RECORDS | RPI 51-100 | RPI 101-150 | RPI 150+ | | | | |
| 13- 8 | 0- 4 | 1- 2 | OVERALL | 3- 1 | 4- 0 | 5- 1 | | | | |
| 10- 3 | 0- 2 | 0- 1 | HOME | 3- 0 | 3- 0 | 4- 0 | | | | |
| 2- 4 | 0- 1 | 0- 1 | AWAY | 0- 1 | 1- 0 | 1- 1 | | | | |
| 1- 1 | 0- 1 | 1- 0 | NEUTRAL | 0- 0 | 0- 0 | 0- 0 | | | | |
| 9- 4 | 0- 2 | 1- 2 | NON-CONFERENCE | 2- 0 | 4- 0 | 2- 0 | | | | |
| 7- 2 | 0- 1 | 0- 1 | HOME | 2- 0 | 3- 0 | 2- 0 | | | | |
| 1- 1 | 0- 0 | 0- 1 | AWAY | 0- 0 | 1- 0 | 0- 0 | | | | |
| 1- 1 | 0- 1 | 1- 0 | NEUTRAL | 0- 0 | 0- 0 | 0- 0 | | | | |
| 4- 4 | 0- 2 | 0- 0 | CONFERENCE | 1- 1 | 0- 0 | 3- 1 | | | | |
| 3- 1 | 0- 1 | 0- 0 | HOME | 1- 0 | 0- 0 | 2- 0 | | | | |
| 1- 3 | 0- 1 | 0- 0 | AWAY | 0- 1 | 0- 0 | 1- 1 | | | | |
| 0- 0 | 0- 0 | 0- 0 | NEUTRAL | 0- 0 | 0- 0 | 0- 0 | | | | |

| RPI | S | Opponent | Score | RPI | S | Opponent | Score | RPI | S | Opponent | Score | RPI | S | Opponent | Score |
|---------------------------|---|------------|--------|-----|---|------------------|-------|-----|---|-----------|-------|-----|---|---------------|-------|
| 2 | H | Notre Dame | 58 73 | 34 | A | Drake | 76 81 | 57 | H | Minnesota | 80 65 | 112 | H | Kent St. | 83 48 |
| 9 | N | UCLA | 65 78 | 38 | H | South Dakota St. | 64 66 | 58 | H | UNI | 88 39 | 139 | H | Hampton | 84 51 |
| 18 | A | Maryland | 81 100 | 44 | N | James Madison | 90 75 | 94 | H | Iowa St. | 88 76 | 145 | H | Oral Roberts | 96 76 |
| 18 | H | Maryland | 82 98 | | | | | 95 | A | Penn St. | 58 71 | 148 | A | North Dakota | 75 60 |
| | | | | | | | | | | | | 164 | H | Nebraska | 75 72 |
| | | | | | | | | | | | | 177 | A | Illinois | 65 70 |
| | | | | | | | | | | | | 177 | H | Illinois | 78 58 |
| | | | | | | | | | | | | 182 | A | Rutgers | 71 59 |
| | | | | | | | | | | | | 233 | H | Robert Morris | 81 60 |
| | | | | | | | | | | | | 275 | H | Massachusetts | 71 30 |
| LAST 12 Division I GAMES: | | | | | | | | | | | | | | | |
| 18 | A | Maryland | 81 100 | 164 | H | Nebraska | 75 72 | | | | | | | | |
| 57 | H | Minnesota | 80 65 | 177 | A | Illinois | 65 70 | | | | | | | | |
| 182 | A | Rutgers | 71 59 | 112 | H | Kent St. | 83 48 | | | | | | | | |
| 18 | H | Maryland | 82 98 | 34 | A | Drake | 76 81 | | | | | | | | |
| 177 | H | Illinois | 78 58 | 233 | H | Robert Morris | 81 60 | | | | | | | | |
| 95 | A | Penn St. | 58 71 | 94 | H | Iowa St. | 88 76 | | | | | | | | |

Non-Div I Games:

Iowa

| | | | | | | | | | | |
|----------------------|------|----------|-----------|----------------|-------------|---------------|------------|-------------|----------|-----------|
| Average RPI Win: 171 | | WON-LOST | WINNING | LAST 10 | STRENGTH OF | OPP. STRENGTH | TEAM | ADJ. | CONF. | ADJ CONF. |
| Average RPI Loss: 37 | | RECORD | PCT. RANK | GAMES | SCHEDULE | OF SCHEDULE | RPI | RPI | RPI | RPI |
| DIV. I ONLY | | 12- 10 | 146 | 3- 7 | 27 | 48 | 94 | 94 | 4 | 4 |
| DIV. I NON-CONF. | | 9- 2 | 37 | 1- 0 | 75 | 230 | 60 | 60 | 3 | 3 |
| TOTALS | | RPI 1-25 | RPI 26-50 | | W-L RECORDS | | RPI 51-100 | RPI 101-150 | RPI 150+ | |
| 12- 10 | 1- 6 | 1- 1 | | OVERALL | | 2- 2 | 2- 1 | 6- 0 | | |
| 12- 4 | 1- 4 | 1- 0 | | HOME | | 2- 0 | 2- 0 | 6- 0 | | |
| 0- 6 | 0- 2 | 0- 1 | | AWAY | | 0- 2 | 0- 1 | 0- 0 | | |
| 0- 0 | 0- 0 | 0- 0 | | NEUTRAL | | 0- 0 | 0- 0 | 0- 0 | | |
| 9- 2 | 0- 1 | 1- 0 | | NON-CONFERENCE | | 2- 1 | 0- 0 | 6- 0 | | |
| 9- 1 | 0- 1 | 1- 0 | | HOME | | 2- 0 | 0- 0 | 6- 0 | | |
| 0- 1 | 0- 0 | 0- 0 | | AWAY | | 0- 1 | 0- 0 | 0- 0 | | |
| 0- 0 | 0- 0 | 0- 0 | | NEUTRAL | | 0- 0 | 0- 0 | 0- 0 | | |
| 3- 8 | 1- 5 | 0- 1 | | CONFERENCE | | 0- 1 | 2- 1 | 0- 0 | | |
| 3- 3 | 1- 3 | 0- 0 | | HOME | | 0- 0 | 2- 0 | 0- 0 | | |
| 0- 5 | 0- 2 | 0- 1 | | AWAY | | 0- 1 | 0- 1 | 0- 0 | | |
| 0- 0 | 0- 0 | 0- 0 | | NEUTRAL | | 0- 0 | 0- 0 | 0- 0 | | |

| RPI | S | Opponent | Score | RPI | S | Opponent | Score | RPI | S | Opponent | Score | RPI | S | Opponent | Score |
|---------------------------|---|-----------------|-------|-----|---|--------------|-------|-----|---|---------------|-------|-----|---|------------------|--------|
| 4 | H | Mississippi St. | 81 85 | 34 | H | Drake | 75 67 | 54 | A | Iowa | 76 88 | 136 | H | Kansas | 87 58 |
| 5 | A | Baylor | 42 68 | 47 | A | Oklahoma St. | 59 71 | 58 | H | UNI | 76 68 | 140 | A | TCU | 75 80 |
| 5 | H | Baylor | 52 83 | | | | | 61 | A | Texas Tech | 66 75 | 140 | H | TCU | 72 69 |
| 12 | H | Texas | 68 75 | | | | | 86 | H | Northern Ill. | 97 89 | 184 | H | New Orleans | 100 63 |
| 16 | H | Kansas St. | 75 69 | | | | | | | | | 202 | H | Sacred Heart | 76 56 |
| 22 | A | Oklahoma | 63 78 | | | | | | | | | 239 | H | UC Santa Barbara | 77 60 |
| 22 | H | Oklahoma | 57 67 | | | | | | | | | 290 | H | Savannah St. | 74 51 |
| | | | | | | | | | | | | 324 | H | Arkansas St. | 105 53 |
| | | | | | | | | | | | | 342 | H | Delaware St. | 88 57 |
| LAST 12 Division I GAMES: | | | | | | | | | | | | | | | |
| 5 | H | Baylor | 52 83 | 22 | H | Oklahoma | 57 67 | | | | | | | | |
| 140 | H | TCU | 72 69 | 136 | H | Kansas | 87 58 | | | | | | | | |
| 22 | A | Oklahoma | 63 78 | 61 | A | Texas Tech | 66 75 | | | | | | | | |
| 16 | H | Kansas St. | 75 69 | 12 | H | Texas | 68 75 | | | | | | | | |
| 5 | A | Baylor | 42 68 | 47 | A | Oklahoma St. | 59 71 | | | | | | | | |
| 140 | A | TCU | 75 80 | 202 | H | Sacred Heart | 76 56 | | | | | | | | |

Non-Div I Games:

Iowa St.

| | | | | | | | | | | |
|-----------------------|------|----------|-----------|----------------|-------------|---------------|----------|------|-------|-----------|
| Average RPI Win: 303 | | WON-LOST | WINNING | LAST 10 | STRENGTH OF | OPP. STRENGTH | TEAM | ADJ. | CONF. | ADJ CONF. |
| Average RPI Loss: 262 | | RECORD | PCT. RANK | GAMES | SCHEDULE | OF SCHEDULE | RPI | RPI | RPI | RPI |
| DIV. I ONLY | | 3- 12 | 312 | 1- 8 | 348 | 348 | 347 | 347 | 30 | 30 |
| DIV. I NON-CONF. | | 2- 4 | 230 | 1- 1 | 344 | 348 | 329 | 329 | 30 | 30 |
| TOTALS | | RPI 1-25 | RPI 26-50 | W-L RECORDS | RPI 51-100 | RPI 101-150 | RPI 150+ | | | |
| 3- 12 | 0- 0 | | 0- 0 | OVERALL | 0- 0 | 0- 1 | 3- 11 | | | |
| 1- 4 | 0- 0 | | 0- 0 | HOME | 0- 0 | 0- 0 | 1- 4 | | | |
| 1- 8 | 0- 0 | | 0- 0 | AWAY | 0- 0 | 0- 0 | 1- 2 | | | |
| 1- 0 | 0- 0 | | 0- 0 | NEUTRAL | 0- 0 | 0- 0 | 1- 0 | | | |
| 2- 4 | 0- 0 | | 0- 0 | NON-CONFERENCE | 0- 0 | 0- 1 | 2- 3 | | | |
| 1- 0 | 0- 0 | | 0- 0 | HOME | 0- 0 | 0- 0 | 1- 0 | | | |
| 0- 4 | 0- 0 | | 0- 0 | AWAY | 0- 0 | 0- 1 | 0- 3 | | | |
| 1- 0 | 0- 0 | | 0- 0 | NEUTRAL | 0- 0 | 0- 0 | 1- 0 | | | |
| 1- 8 | 0- 0 | | 0- 0 | CONFERENCE | 0- 0 | 0- 0 | 1- 8 | | | |
| 0- 4 | 0- 0 | | 0- 0 | HOME | 0- 0 | 0- 0 | 0- 4 | | | |
| 1- 4 | 0- 0 | | 0- 0 | AWAY | 0- 0 | 0- 0 | 1- 4 | | | |
| 0- 0 | 0- 0 | | 0- 0 | NEUTRAL | 0- 0 | 0- 0 | 0- 0 | | | |

| RPI 1-25 | | | | RPI 26-50 | | | | RPI 51-100 | | | | RPI 101+ | | | | Team's RPI: 347 | |
|---------------------------|---|----------|-------|-----------|---|------------------|-------|------------|-----|----------|--------------------|----------|----|--------------------|-------|-----------------|--|
| RPI | S | Opponent | Score | RPI | S | Opponent | Score | RPI | S | Opponent | Score | RPI | S | Opponent | Score | | |
| | | | | | | | | | | | | 103 | A | Ole Miss | 41 | 89 | |
| | | | | | | | | | | | | 197 | A | Alabama St. | 64 | 73 | |
| | | | | | | | | | | | | 209 | A | Texas Southern | 52 | 62 | |
| | | | | | | | | | | | | 221 | N | Saint Francis (PA) | 88 | 84 | |
| | | | | | | | | | | | | 222 | H | Southern U. | 56 | 85 | |
| | | | | | | | | | | | | 266 | A | Grambling | 85 | 90 | |
| | | | | | | | | | | | | 281 | H | Mississippi Val. | 57 | 62 | |
| | | | | | | | | | | | | 287 | A | Prairie View | 63 | 73 | |
| | | | | | | | | | | | | 299 | H | Alcorn | 53 | 70 | |
| | | | | | | | | | | | | 307 | A | Nicholls St. | 76 | 83 | |
| | | | | | | | | | | | | 316 | H | Ark.-Pine Bluff | 71 | 78 | |
| | | | | | | | | | | | | 321 | A | Northwestern St. | 65 | 83 | |
| | | | | | | | | | | | | 330 | A | Fla. Atlantic | 58 | 67 | |
| | | | | | | | | | | | | 338 | H | Southeastern La. | 83 | 66 | |
| | | | | | | | | | | | | 349 | A | Alabama A&M | 64 | 54 | |
| LAST 12 Division I GAMES: | | | | | | | | | | | | | | | | | |
| | | | | 316 | H | Ark.-Pine Bluff | 71 | 78 | 299 | H | Alcorn | 53 | 70 | | | | |
| | | | | 281 | H | Mississippi Val. | 57 | 62 | 197 | A | Alabama St. | 64 | 73 | | | | |
| | | | | 266 | A | Grambling | 85 | 90 | 349 | A | Alabama A&M | 64 | 54 | | | | |
| | | | | 209 | A | Texas Southern | 52 | 62 | 221 | N | Saint Francis (PA) | 88 | 84 | | | | |
| | | | | 287 | A | Prairie View | 63 | 73 | 330 | A | Fla. Atlantic | 58 | 67 | | | | |
| | | | | 222 | H | Southern U. | 56 | 85 | 338 | H | Southeastern La. | 83 | 66 | | | | |

| | | | | | | | | | | | | | | |
|------------------|---------------|----|----|--------|------|----|----|------|----|----|------|----|----|-------------|
| Non-Div I Games: | Blue Mountain | 86 | 54 | LeMoyn | Owen | 88 | 67 | Lane | 57 | 52 | Fisk | 93 | 54 | Jackson St. |
|------------------|---------------|----|----|--------|------|----|----|------|----|----|------|----|----|-------------|

Loss, Non-Conf, S Site, H Home A Away N Neutral

Jacksonville

Through Games Of Feb. 1, 2017

| | | | | | | | | | | |
|-------------------|----------|-----------|----------------|------------|-------------|---------------|------|------|-------|-----------|
| Average RPI Win: | 252 | WON-LOST | WINNING | LAST 10 | STRENGTH OF | OPP. STRENGTH | TEAM | ADJ. | CONF. | ADJ CONF. |
| Average RPI Loss: | 42 | RECORD | PCT. RANK | GAMES | SCHEDULE | OF SCHEDULE | RPI | RPI | RPI | RPI |
| DIV. I ONLY | 13- 5 | 54 | 7- 3 | 184 | 172 | 77 | 77 | 23 | 23 | |
| DIV. I NON-CONF. | 8- 4 | 97 | 3- 2 | 79 | 144 | 55 | 55 | 24 | 24 | |
| TOTALS | RPI 1-25 | RPI 26-50 | W-L RECORDS | RPI 51-100 | RPI 101-150 | RPI 150+ | | | | |
| 13- 5 | 0- 3 | 0- 0 | OVERALL | 0- 2 | 2- 0 | 11- 0 | | | | |
| 7- 0 | 0- 0 | 0- 0 | HOME | 0- 0 | 1- 0 | 6- 0 | | | | |
| 4- 4 | 0- 3 | 0- 0 | AWAY | 0- 1 | 0- 0 | 4- 0 | | | | |
| 2- 1 | 0- 0 | 0- 0 | NEUTRAL | 0- 1 | 1- 0 | 1- 0 | | | | |
| 8- 4 | 0- 3 | 0- 0 | NON-CONFERENCE | 0- 1 | 2- 0 | 6- 0 | | | | |
| 4- 0 | 0- 0 | 0- 0 | HOME | 0- 0 | 1- 0 | 3- 0 | | | | |
| 2- 3 | 0- 3 | 0- 0 | AWAY | 0- 0 | 0- 0 | 2- 0 | | | | |
| 2- 1 | 0- 0 | 0- 0 | NEUTRAL | 0- 1 | 1- 0 | 1- 0 | | | | |
| 5- 1 | 0- 0 | 0- 0 | CONFERENCE | 0- 1 | 0- 0 | 5- 0 | | | | |
| 3- 0 | 0- 0 | 0- 0 | HOME | 0- 0 | 0- 0 | 3- 0 | | | | |
| 2- 1 | 0- 0 | 0- 0 | AWAY | 0- 1 | 0- 0 | 2- 0 | | | | |
| 0- 0 | 0- 0 | 0- 0 | NEUTRAL | 0- 0 | 0- 0 | 0- 0 | | | | |

| RPI 1-25 | | | | RPI 26-50 | | | | RPI 51-100 Team's RPI: 77 | | | | RPI 101+ | | | |
|---------------------------|---|---------------|-------|-----------|---|----------------|-------|---------------------------|---|----------------|-------|----------|---|-----------------|-------|
| RPI | S | Opponent | Score | RPI | S | Opponent | Score | RPI | S | Opponent | Score | RPI | S | Opponent | Score |
| 6 | A | Florida St. | 47 90 | | | | | 73 | N | North Carolina | 57 87 | 101 | N | UC Davis | 61 54 |
| 21 | A | Auburn | 41 53 | | | | | 89 | A | FGCU | 57 60 | 105 | H | Troy | 77 70 |
| 23 | A | South Fla. | 52 64 | | | | | | | | | 227 | N | Wofford | 66 60 |
| | | | | | | | | | | | | 254 | H | South Ala. | 62 55 |
| | | | | | | | | | | | | 256 | H | Bethune-Cookman | 69 63 |
| | | | | | | | | | | | | 260 | A | FIU | 71 56 |
| | | | | | | | | | | | | 285 | H | Lipscomb | 84 60 |
| | | | | | | | | | | | | 290 | A | Savannah St. | 55 40 |
| | | | | | | | | | | | | 291 | H | North Florida | 68 58 |
| | | | | | | | | | | | | 297 | A | USC Upstate | 65 47 |
| | | | | | | | | | | | | 301 | H | Kennesaw St. | 72 48 |
| | | | | | | | | | | | | 304 | A | NJIT | 75 56 |
| | | | | | | | | | | | | 307 | H | Nicholls St. | 76 71 |
| LAST 12 Division I GAMES: | | | | | | | | | | | | | | | |
| 89 | A | FGCU | 57 60 | 227 | N | Wofford | 66 60 | | | | | | | | |
| 285 | H | Lipscomb | 84 60 | 101 | N | UC Davis | 61 54 | | | | | | | | |
| 301 | H | Kennesaw St. | 72 48 | 21 | A | Auburn | 41 53 | | | | | | | | |
| 304 | A | NJIT | 75 56 | 73 | N | North Carolina | 57 87 | | | | | | | | |
| 297 | A | USC Upstate | 65 47 | 105 | H | Troy | 77 70 | | | | | | | | |
| 291 | H | North Florida | 68 58 | 260 | A | FIU | 71 56 | | | | | | | | |

Non-Div I Games: Thomas (GA) 100 43 Johnson & Wales (Fl110 31 Fla. Memorial 76 51

Jacksonville

Loss, Non-Conf, S Site, H Home A Away N Neutral

| | | | | | | | | | | |
|-------------------|----------|-----------|----------------|------------|-------------|---------------|------|------|-------|-----------|
| Average RPI Win: | 286 | WON-LOST | WINNING | LAST 10 | STRENGTH OF | OPP. STRENGTH | TEAM | ADJ. | CONF. | ADJ CONF. |
| Average RPI Loss: | 204 | RECORD | PCT. RANK | GAMES | SCHEDULE | OF SCHEDULE | RPI | RPI | RPI | RPI |
| DIV. I ONLY | 9- 12 | 214 | 3- 7 | 307 | 311 | 268 | 268 | 26 | 26 | |
| DIV. I NON-CONF. | 6- 5 | 148 | 1- 1 | 318 | 280 | 214 | 214 | 27 | 27 | |
| TOTALS | RPI 1-25 | RPI 26-50 | W-L RECORDS | RPI 51-100 | RPI 101-150 | RPI 150+ | | | | |
| 9- 12 | 0- 1 | 0- 0 | OVERALL | 0- 1 | 0- 2 | 9- 8 | | | | |
| 4- 5 | 0- 0 | 0- 0 | HOME | 0- 1 | 0- 1 | 4- 3 | | | | |
| 4- 7 | 0- 1 | 0- 0 | AWAY | 0- 0 | 0- 1 | 4- 5 | | | | |
| 1- 0 | 0- 0 | 0- 0 | NEUTRAL | 0- 0 | 0- 0 | 1- 0 | | | | |
| 6- 5 | 0- 1 | 0- 0 | NON-CONFERENCE | 0- 0 | 0- 2 | 6- 2 | | | | |
| 2- 2 | 0- 0 | 0- 0 | HOME | 0- 0 | 0- 1 | 2- 1 | | | | |
| 3- 3 | 0- 1 | 0- 0 | AWAY | 0- 0 | 0- 1 | 3- 1 | | | | |
| 1- 0 | 0- 0 | 0- 0 | NEUTRAL | 0- 0 | 0- 0 | 1- 0 | | | | |
| 3- 7 | 0- 0 | 0- 0 | CONFERENCE | 0- 1 | 0- 0 | 3- 6 | | | | |
| 2- 3 | 0- 0 | 0- 0 | HOME | 0- 1 | 0- 0 | 2- 2 | | | | |
| 1- 4 | 0- 0 | 0- 0 | AWAY | 0- 0 | 0- 0 | 1- 4 | | | | |
| 0- 0 | 0- 0 | 0- 0 | NEUTRAL | 0- 0 | 0- 0 | 0- 0 | | | | |

| RPI 1-25 | | | RPI 26-50 | | | RPI 51-100 | | | RPI 101+ Team's RPI: 268 | | |
|---------------------------|---|-------------------|-----------|-----|---|--------------|-------|-----|--------------------------|-------------------|-------|
| RPI | S | Opponent | Score | RPI | S | Opponent | Score | RPI | S | Opponent | Score |
| 6 | A | Florida St. | 62 73 | | | | | 81 | H | Belmont | 53 54 |
| | | | | | | | | 103 | A | Ole Miss | 50 68 |
| | | | | | | | | 124 | H | Clemson | 63 69 |
| | | | | | | | | 184 | H | New Orleans | 79 81 |
| | | | | | | | | 200 | H | Morehead St. | 69 68 |
| | | | | | | | | 238 | A | Tennessee St. | 51 64 |
| | | | | | | | | 252 | H | Murray St. | 64 71 |
| | | | | | | | | 258 | H | Austin Peay | 65 45 |
| | | | | | | | | 262 | A | Tennessee Tech | 54 56 |
| | | | | | | | | 265 | H | Ga. Southern | 67 55 |
| | | | | | | | | 270 | A | UT Martin | 83 94 |
| | | | | | | | | 286 | H | Southeast Mo. St. | 58 65 |
| | | | | | | | | 290 | A | Savannah St. | 64 57 |
| | | | | | | | | 299 | A | Alcorn | 70 66 |
| | | | | | | | | 301 | A | Kennesaw St. | 65 59 |
| | | | | | | | | 307 | H | Nicholls St. | 75 52 |
| | | | | | | | | 309 | A | Eastern Ill. | 67 71 |
| | | | | | | | | 313 | A | Eastern Ky. | 54 49 |
| | | | | | | | | 330 | A | Fla. Atlantic | 55 63 |
| | | | | | | | | 345 | N | Florida A&M | 66 54 |
| LAST 12 Division I GAMES: | | | | | | | | | | | |
| 286 | H | Southeast Mo. St. | 58 65 | 258 | H | Austin Peay | 65 45 | | | | |
| 200 | H | Morehead St. | 69 68 | 252 | H | Murray St. | 64 71 | | | | |
| 313 | A | Eastern Ky. | 54 49 | 309 | A | Eastern Ill. | 67 71 | | | | |
| 238 | A | Tennessee St. | 51 64 | 270 | A | UT Martin | 83 94 | | | | |
| 81 | H | Belmont | 53 54 | 124 | H | Clemson | 63 69 | | | | |
| 262 | A | Tennessee Tech | 54 56 | 307 | H | Nicholls St. | 75 52 | | | | |

Non-Div I Games: Brewton Parker 89 26

Jacksonville St.

■ Loss,
 ■ Non-Conf, S Site,
 ■ Home
 ■ Away
 N Neutral

| | | | | | | | | | | |
|-------------------|----------|-----------|----------------|------------|-------------|---------------|------|------|-------|-----------|
| Average RPI Win: | 157 | WON-LOST | WINNING | LAST 10 | STRENGTH OF | OPP. STRENGTH | TEAM | ADJ. | CONF. | ADJ CONF. |
| Average RPI Loss: | 79 | RECORD | PCT. RANK | GAMES | SCHEDULE | OF SCHEDULE | RPI | RPI | RPI | RPI |
| DIV. I ONLY | 14- 6 | 72 | 8- 2 | 71 | 68 | 44 | 44 | 8 | 8 | |
| DIV. I NON-CONF. | 7- 4 | 114 | 2- 1 | 95 | 25 | 71 | 71 | 8 | 8 | |
| TOTALS | RPI 1-25 | RPI 26-50 | W-L RECORDS | RPI 51-100 | RPI 101-150 | RPI 150+ | | | | |
| 14- 6 | 0- 2 | 2- 0 | OVERALL | 1- 2 | 4- 0 | 7- 2 | | | | |
| 7- 2 | 0- 1 | 1- 0 | HOME | 1- 0 | 1- 0 | 4- 1 | | | | |
| 6- 3 | 0- 1 | 1- 0 | AWAY | 0- 1 | 3- 0 | 2- 1 | | | | |
| 1- 1 | 0- 0 | 0- 0 | NEUTRAL | 0- 1 | 0- 0 | 1- 0 | | | | |
| 7- 4 | 0- 2 | 1- 0 | NON-CONFERENCE | 0- 2 | 2- 0 | 4- 0 | | | | |
| 3- 1 | 0- 1 | 1- 0 | HOME | 0- 0 | 1- 0 | 1- 0 | | | | |
| 3- 2 | 0- 1 | 0- 0 | AWAY | 0- 1 | 1- 0 | 2- 0 | | | | |
| 1- 1 | 0- 0 | 0- 0 | NEUTRAL | 0- 1 | 0- 0 | 1- 0 | | | | |
| 7- 2 | 0- 0 | 1- 0 | CONFERENCE | 1- 0 | 2- 0 | 3- 2 | | | | |
| 4- 1 | 0- 0 | 0- 0 | HOME | 1- 0 | 0- 0 | 3- 1 | | | | |
| 3- 1 | 0- 0 | 1- 0 | AWAY | 0- 0 | 2- 0 | 0- 1 | | | | |
| 0- 0 | 0- 0 | 0- 0 | NEUTRAL | 0- 0 | 0- 0 | 0- 0 | | | | |

| RPI 1-25 | | | | RPI 26-50 | | | | RPI 51-100 | | | | RPI 101+ | | | |
|---------------------------|---|----------------|-------|-----------|---|-----------------|-------|------------|---|-----------------|-------|----------|---|----------------------|-------|
| RPI | S | Opponent | Score | RPI | S | Opponent | Score | RPI | S | Opponent | Score | RPI | S | Opponent | Score |
| 6 | A | Florida St. | 64 84 | 27 | A | Elon | 76 70 | 54 | N | Iowa | 75 90 | 110 | A | Delaware | 66 51 |
| 14 | H | Tennessee | 69 81 | 49 | H | Wake Forest | 83 76 | 68 | H | Drexel | 54 47 | 127 | A | William & Mary | 79 64 |
| | | | | | | | | 87 | A | St. John's (NY) | 63 74 | 134 | A | Saint Joseph's | 85 72 |
| | | | | | | | | | | | | 139 | H | Hampton | 71 50 |
| | | | | | | | | | | | | 155 | A | Towson | 51 54 |
| | | | | | | | | | | | | 155 | H | Towson | 55 60 |
| | | | | | | | | | | | | 157 | H | Northeastern | 74 54 |
| | | | | | | | | | | | | 179 | H | Hofstra | 93 57 |
| | | | | | | | | | | | | 182 | A | Rutgers | 82 76 |
| | | | | | | | | | | | | 212 | N | Idaho St. | 83 53 |
| | | | | | | | | | | | | 219 | H | UNCW | 73 51 |
| | | | | | | | | | | | | 277 | A | Liberty | 62 48 |
| | | | | | | | | | | | | 320 | H | St. Francis Brooklyn | 83 57 |
| LAST 12 Division I GAMES: | | | | | | | | | | | | | | | |
| 127 | A | William & Mary | 79 64 | 155 | A | Towson | 51 54 | | | | | | | | |
| 68 | H | Drexel | 54 47 | 179 | H | Hofstra | 93 57 | | | | | | | | |
| 155 | H | Towson | 55 60 | 219 | H | UNCW | 73 51 | | | | | | | | |
| 27 | A | Elon | 76 70 | 49 | H | Wake Forest | 83 76 | | | | | | | | |
| 157 | H | Northeastern | 74 54 | 134 | A | Saint Joseph's | 85 72 | | | | | | | | |
| 110 | A | Delaware | 66 51 | 87 | A | St. John's (NY) | 63 74 | | | | | | | | |

Non-Div I Games:

James Madison

■ Loss,
■ Non-Conf, S Site,
■ Home
■ Away
N Neutral

Kansas

Through Games Of Feb. 1, 2017

| | | | | | | | | | | |
|-------------------|----------|-----------|----------------|------------|-------------|---------------|------|------|-------|-----------|
| Average RPI Win: | 159 | WON-LOST | WINNING | LAST 10 | STRENGTH OF | OPP. STRENGTH | TEAM | ADJ. | CONF. | ADJ CONF. |
| Average RPI Loss: | 56 | RECORD | PCT. RANK | GAMES | SCHEDULE | OF SCHEDULE | RPI | RPI | RPI | RPI |
| DIV. I ONLY | 7- 15 | 267 | 1- 9 | 17 | 18 | 136 | 136 | 4 | 4 | |
| DIV. I NON-CONF. | 6- 5 | 148 | 1- 0 | 74 | 118 | 135 | 135 | 3 | 3 | |
| TOTALS | RPI 1-25 | RPI 26-50 | W-L RECORDS | RPI 51-100 | RPI 101-150 | RPI 150+ | | | | |
| 7- 15 | 0- 7 | 0- 3 | OVERALL | 1- 1 | 3- 3 | 3- 1 | | | | |
| 6- 7 | 0- 4 | 0- 1 | HOME | 1- 0 | 3- 1 | 2- 1 | | | | |
| 1- 8 | 0- 3 | 0- 2 | AWAY | 0- 1 | 0- 2 | 1- 0 | | | | |
| 0- 0 | 0- 0 | 0- 0 | NEUTRAL | 0- 0 | 0- 0 | 0- 0 | | | | |
| 6- 5 | 0- 1 | 0- 1 | NON-CONFERENCE | 0- 0 | 3- 2 | 3- 1 | | | | |
| 5- 3 | 0- 1 | 0- 0 | HOME | 0- 0 | 3- 1 | 2- 1 | | | | |
| 1- 2 | 0- 0 | 0- 1 | AWAY | 0- 0 | 0- 1 | 1- 0 | | | | |
| 0- 0 | 0- 0 | 0- 0 | NEUTRAL | 0- 0 | 0- 0 | 0- 0 | | | | |
| 1- 10 | 0- 6 | 0- 2 | CONFERENCE | 1- 1 | 0- 1 | 0- 0 | | | | |
| 1- 4 | 0- 3 | 0- 1 | HOME | 1- 0 | 0- 0 | 0- 0 | | | | |
| 0- 6 | 0- 3 | 0- 1 | AWAY | 0- 1 | 0- 1 | 0- 0 | | | | |
| 0- 0 | 0- 0 | 0- 0 | NEUTRAL | 0- 0 | 0- 0 | 0- 0 | | | | |

| RPI | S | Opponent | Score | RPI | S | Opponent | Score | RPI | S | Opponent | Score | RPI | S | Opponent | Score | Team's RPI: 136 |
|---------------------------|---|---------------|-------|-----|---|---------------|-------|-----|---|------------|-------|-----|---|--------------|-------|-----------------|
| 5 | A | Baylor | 43 90 | 28 | A | Creighton | 49 69 | 61 | H | Texas Tech | 66 60 | 108 | H | SMU | 63 75 | |
| 5 | H | Baylor | 43 92 | 47 | A | Oklahoma St. | 70 74 | 94 | A | Iowa St. | 58 87 | 114 | H | Arizona | 75 51 | |
| 12 | H | Texas | 54 66 | 50 | H | West Virginia | 51 62 | | | | | 117 | A | Alabama | 65 71 | |
| 16 | A | Kansas St. | 60 73 | | | | | | | | | 140 | A | TCU | 68 83 | |
| 20 | H | Harvard | 59 69 | | | | | | | | | 145 | H | Oral Roberts | 64 56 | |
| 22 | A | Oklahoma | 52 89 | | | | | | | | | 148 | H | North Dakota | 76 71 | |
| 22 | H | Oklahoma | 54 84 | | | | | | | | | 160 | H | Missouri St. | 64 87 | |
| | | | | | | | | | | | | 170 | H | UC Riverside | 90 84 | |
| | | | | | | | | | | | | 183 | A | Memphis | 68 58 | |
| | | | | | | | | | | | | 294 | H | Rhode Island | 72 36 | |
| LAST 12 Division I GAMES: | | | | | | | | | | | | | | | | |
| 22 | A | Oklahoma | 52 89 | 16 | A | Kansas St. | 60 73 | | | | | | | | | |
| 61 | H | Texas Tech | 66 60 | 94 | A | Iowa St. | 58 87 | | | | | | | | | |
| 47 | A | Oklahoma St. | 70 74 | 12 | H | Texas | 54 66 | | | | | | | | | |
| 140 | A | TCU | 68 83 | 5 | A | Baylor | 43 90 | | | | | | | | | |
| 50 | H | West Virginia | 51 62 | 22 | H | Oklahoma | 54 84 | | | | | | | | | |
| 5 | H | Baylor | 43 92 | 170 | H | UC Riverside | 90 84 | | | | | | | | | |

Non-Div I Games:

Kansas

Loss, Non-Conf, S Site, H Home A Away N Neutral

| | | | | | | | | | | |
|----------------------|--|----------|-----------|----------------|-------------|---------------|-------------|----------|-------|-----------|
| Average RPI Win: 114 | | WON-LOST | WINNING | LAST 10 | STRENGTH OF | OPP. STRENGTH | TEAM | ADJ. | CONF. | ADJ CONF. |
| Average RPI Loss: 31 | | RECORD | PCT. RANK | GAMES | SCHEDULE | OF SCHEDULE | RPI | RPI | RPI | RPI |
| DIV. I ONLY | | 17- 6 | 46 | 7- 3 | 20 | 3 | 16 | 16 | 4 | 4 |
| DIV. I NON-CONF. | | 10- 2 | 33 | 0- 1 | 43 | 12 | 16 | 16 | 3 | 3 |
| TOTALS | | RPI 1-25 | RPI 26-50 | W-L RECORDS | | RPI 51-100 | RPI 101-150 | RPI 150+ | | |
| 17- 6 | | 2- 4 | 5- 0 | OVERALL | | 2- 2 | 4- 0 | 4- 0 | | |
| 11- 2 | | 1- 2 | 3- 0 | HOME | | 1- 0 | 4- 0 | 2- 0 | | |
| 3- 4 | | 0- 2 | 1- 0 | AWAY | | 1- 2 | 0- 0 | 1- 0 | | |
| 3- 0 | | 1- 0 | 1- 0 | NEUTRAL | | 0- 0 | 0- 0 | 1- 0 | | |
| 10- 2 | | 2- 1 | 2- 0 | NON-CONFERENCE | | 0- 1 | 2- 0 | 4- 0 | | |
| 6- 1 | | 1- 1 | 1- 0 | HOME | | 0- 0 | 2- 0 | 2- 0 | | |
| 1- 1 | | 0- 0 | 0- 0 | AWAY | | 0- 1 | 0- 0 | 1- 0 | | |
| 3- 0 | | 1- 0 | 1- 0 | NEUTRAL | | 0- 0 | 0- 0 | 1- 0 | | |
| 7- 4 | | 0- 3 | 3- 0 | CONFERENCE | | 2- 1 | 2- 0 | 0- 0 | | |
| 5- 1 | | 0- 1 | 2- 0 | HOME | | 1- 0 | 2- 0 | 0- 0 | | |
| 2- 3 | | 0- 2 | 1- 0 | AWAY | | 1- 1 | 0- 0 | 0- 0 | | |
| 0- 0 | | 0- 0 | 0- 0 | NEUTRAL | | 0- 0 | 0- 0 | 0- 0 | | |

| RPI | S | Opponent | Score | RPI | S | Opponent | Score | RPI | S | Opponent | Score | RPI | S | Opponent | Score |
|---------------------------|---|--------------|-------|-----|---|--------------------|-------|-----|---|------------|-------|-----|---|------------------|-------|
| 1 | H | UConn | 58 75 | 39 | N | North Carolina St. | 67 50 | 58 | A | UNI | 59 67 | 136 | H | Kansas | 73 60 |
| 5 | A | Baylor | 57 87 | 45 | H | UT Arlington | 62 49 | 61 | A | Texas Tech | 65 53 | 137 | H | Tulsa | 82 62 |
| 5 | H | Baylor | 49 91 | 47 | A | Oklahoma St. | 63 43 | 61 | H | Texas Tech | 68 54 | 140 | H | TCU | 74 63 |
| 21 | H | Auburn | 71 66 | 47 | H | Oklahoma St. | 74 69 | 94 | A | Iowa St. | 69 75 | 146 | H | Lamar University | 68 43 |
| 22 | A | Oklahoma | 80 85 | 50 | H | West Virginia | 86 71 | | | | | 163 | A | Omaha | 70 57 |
| 25 | N | LSU | 69 54 | | | | | | | | | 207 | H | Princeton | 60 42 |
| | | | | | | | | | | | | 282 | N | UTEP | 61 40 |
| | | | | | | | | | | | | 328 | H | Chicago St. | 83 33 |
| LAST 12 Division I GAMES: | | | | | | | | | | | | | | | |
| 61 | A | Texas Tech | 65 53 | 136 | H | Kansas | 73 60 | | | | | | | | |
| 47 | H | Oklahoma St. | 74 69 | 61 | H | Texas Tech | 68 54 | | | | | | | | |
| 5 | H | Baylor | 49 91 | 22 | A | Oklahoma | 80 85 | | | | | | | | |
| 94 | A | Iowa St. | 69 75 | 50 | H | West Virginia | 86 71 | | | | | | | | |
| 140 | H | TCU | 74 63 | 5 | A | Baylor | 57 87 | | | | | | | | |
| 47 | A | Oklahoma St. | 63 43 | 58 | A | UNI | 59 67 | | | | | | | | |

Non-Div I Games:

Kansas St.

| | | | | | | | | | | |
|-------------------|----------|-----------|----------------|------------|-------------|---------------|------|------|-------|-----------|
| Average RPI Win: | 291 | WON-LOST | WINNING | LAST 10 | STRENGTH OF | OPP. STRENGTH | TEAM | ADJ. | CONF. | ADJ CONF. |
| Average RPI Loss: | 169 | RECORD | PCT. RANK | GAMES | SCHEDULE | OF SCHEDULE | RPI | RPI | RPI | RPI |
| DIV. I ONLY | 4- 16 | 312 | 3- 7 | 205 | 249 | 301 | 301 | 23 | 23 | |
| DIV. I NON-CONF. | 1- 13 | 334 | 0- 6 | 222 | 271 | 338 | 338 | 24 | 24 | |
| TOTALS | RPI 1-25 | RPI 26-50 | W-L RECORDS | RPI 51-100 | RPI 101-150 | RPI 150+ | | | | |
| 4- 16 | 0- 0 | 0- 1 | OVERALL | 0- 3 | 0- 3 | 4- 9 | | | | |
| 1- 7 | 0- 0 | 0- 1 | HOME | 0- 2 | 0- 0 | 1- 4 | | | | |
| 3- 6 | 0- 0 | 0- 0 | AWAY | 0- 0 | 0- 0 | 3- 0 | | | | |
| 0- 3 | 0- 0 | 0- 0 | NEUTRAL | 0- 0 | 0- 0 | 0- 3 | | | | |
| 1- 13 | 0- 0 | 0- 1 | NON-CONFERENCE | 0- 1 | 0- 3 | 1- 8 | | | | |
| 1- 5 | 0- 0 | 0- 1 | HOME | 0- 1 | 0- 0 | 1- 3 | | | | |
| 0- 5 | 0- 0 | 0- 0 | AWAY | 0- 0 | 0- 3 | 0- 2 | | | | |
| 0- 3 | 0- 0 | 0- 0 | NEUTRAL | 0- 0 | 0- 0 | 0- 3 | | | | |
| 3- 3 | 0- 0 | 0- 0 | CONFERENCE | 0- 2 | 0- 0 | 3- 1 | | | | |
| 0- 2 | 0- 0 | 0- 0 | HOME | 0- 1 | 0- 0 | 0- 1 | | | | |
| 3- 1 | 0- 0 | 0- 0 | AWAY | 0- 1 | 0- 0 | 3- 0 | | | | |
| 0- 0 | 0- 0 | 0- 0 | NEUTRAL | 0- 0 | 0- 0 | 0- 0 | | | | |

| RPI S | Opponent | Score | RPI S | Opponent | Score | RPI S | Opponent | Score | RPI S | Opponent | Score | Team's RPI: 301 |
|---------------------------|-----------------|-------|-------|----------------|-------|-------|--------------------|-------|-------|----------|-------|-----------------|
| 33 | H Temple | 38 79 | 53 | H Georgia Tech | 49 86 | 107 | A Vanderbilt | 54 86 | | | | |
| | | | 77 | A Jacksonville | 48 72 | 116 | A Georgia | 40 82 | | | | |
| | | | 89 | H FGCU | 56 75 | 118 | A Mercer | 46 61 | | | | |
| | | | | | | 162 | H Stetson | 56 65 | | | | |
| | | | | | | 172 | N Xavier | 52 75 | | | | |
| | | | | | | 200 | H Morehead St. | 50 71 | | | | |
| | | | | | | 227 | H Wofford | 49 78 | | | | |
| | | | | | | 231 | N Portland St. | 61 71 | | | | |
| | | | | | | 258 | A Austin Peay | 49 68 | | | | |
| | | | | | | 263 | A Georgia St. | 59 62 | | | | |
| | | | | | | 268 | H Jacksonville St. | 59 65 | | | | |
| | | | | | | 285 | A Lipscomb | 70 55 | | | | |
| | | | | | | 290 | H Savannah St. | 72 60 | | | | |
| | | | | | | 291 | A North Florida | 67 61 | | | | |
| | | | | | | 297 | A USC Upstate | 79 71 | | | | |
| | | | | | | 324 | N Arkansas St. | 67 70 | | | | |
| LAST 12 Division I GAMES: | | | | | | | | | | | | |
| 297 | A USC Upstate | 79 71 | 33 | H Temple | 38 79 | | | | | | | |
| 291 | A North Florida | 67 61 | 227 | H Wofford | 49 78 | | | | | | | |
| 77 | A Jacksonville | 48 72 | 172 | N Xavier | 52 75 | | | | | | | |
| 89 | H FGCU | 56 75 | 231 | N Portland St. | 61 71 | | | | | | | |
| 162 | H Stetson | 56 65 | 324 | N Arkansas St. | 67 70 | | | | | | | |
| 285 | A Lipscomb | 70 55 | 200 | H Morehead St. | 50 71 | | | | | | | |

Non-Div I Games:

Kennesaw St.

| | | | | | | | | | | |
|-------------------|----------|-----------|----------------|------------|-------------|---------------|------|------|-------|-----------|
| Average RPI Win: | 205 | WON-LOST | WINNING | LAST 10 | STRENGTH OF | OPP. STRENGTH | TEAM | ADJ. | CONF. | ADJ CONF. |
| Average RPI Loss: | 100 | RECORD | PCT. RANK | GAMES | SCHEDULE | OF SCHEDULE | RPI | RPI | RPI | RPI |
| DIV. I ONLY | 12- 10 | 146 | 6- 4 | 77 | 177 | 112 | 112 | 10 | 10 | |
| DIV. I NON-CONF. | 6- 6 | 165 | 0- 2 | 115 | 198 | 150 | 150 | 11 | 11 | |
| TOTALS | RPI 1-25 | RPI 26-50 | W-L RECORDS | RPI 51-100 | RPI 101-150 | RPI 150+ | | | | |
| 12- 10 | 0- 1 | 0- 0 | OVERALL | 3- 6 | 1- 1 | 8- 2 | | | | |
| 7- 3 | 0- 0 | 0- 0 | HOME | 1- 2 | 0- 0 | 6- 1 | | | | |
| 4- 5 | 0- 0 | 0- 0 | AWAY | 1- 3 | 1- 1 | 2- 1 | | | | |
| 1- 2 | 0- 1 | 0- 0 | NEUTRAL | 1- 1 | 0- 0 | 0- 0 | | | | |
| 6- 6 | 0- 1 | 0- 0 | NON-CONFERENCE | 1- 3 | 1- 0 | 4- 2 | | | | |
| 4- 1 | 0- 0 | 0- 0 | HOME | 0- 0 | 0- 0 | 4- 1 | | | | |
| 1- 3 | 0- 0 | 0- 0 | AWAY | 0- 2 | 1- 0 | 0- 1 | | | | |
| 1- 2 | 0- 1 | 0- 0 | NEUTRAL | 1- 1 | 0- 0 | 0- 0 | | | | |
| 6- 4 | 0- 0 | 0- 0 | CONFERENCE | 2- 3 | 0- 1 | 4- 0 | | | | |
| 3- 2 | 0- 0 | 0- 0 | HOME | 1- 2 | 0- 0 | 2- 0 | | | | |
| 3- 2 | 0- 0 | 0- 0 | AWAY | 1- 1 | 0- 1 | 2- 0 | | | | |
| 0- 0 | 0- 0 | 0- 0 | NEUTRAL | 0- 0 | 0- 0 | 0- 0 | | | | |

| RPI 1-25 | | | | RPI 26-50 | | | | RPI 51-100 | | | | RPI 101+ Team's RPI: 112 | | | |
|---------------------------|---|---------------|-------|-----------|---|---------------|-------|------------|---|---------------|-------|--------------------------|---|----------------|-------|
| RPI | S | Opponent | Score | RPI | S | Opponent | Score | RPI | S | Opponent | Score | RPI | S | Opponent | Score |
| 5 | N | Baylor | 42 84 | | | | | 54 | A | Iowa | 48 83 | 128 | A | Ball St. | 47 71 |
| | | | | | | | | 57 | A | Minnesota | 62 92 | 138 | A | Wright St. | 79 69 |
| | | | | | | | | 62 | A | Ohio | 68 65 | 167 | A | Western Mich. | 71 67 |
| | | | | | | | | 83 | H | Central Mich. | 78 91 | 174 | A | Detroit | 52 73 |
| | | | | | | | | 86 | A | Northern Ill. | 72 93 | 216 | H | Miami (OH) | 84 66 |
| | | | | | | | | 86 | H | Northern Ill. | 97 98 | 233 | H | Robert Morris | 65 68 |
| | | | | | | | | 89 | N | FGCU | 77 64 | 234 | H | Bradley | 77 52 |
| | | | | | | | | 91 | N | Western Ky. | 73 79 | 255 | H | Bowling Green | 80 78 |
| | | | | | | | | 92 | H | Toledo | 70 60 | 261 | A | Eastern Mich. | 86 67 |
| | | | | | | | | | | | | 310 | H | Youngstown St. | 75 60 |
| | | | | | | | | | | | | 313 | H | Eastern Ky. | 80 67 |
| | | | | | | | | | | | | 318 | H | Fort Wayne | 66 55 |
| LAST 12 Division I GAMES: | | | | | | | | | | | | | | | |
| 216 | H | Miami (OH) | 84 66 | 86 | H | Northern Ill. | 97 98 | | | | | | | | |
| 255 | H | Bowling Green | 80 78 | 261 | A | Eastern Mich. | 86 67 | | | | | | | | |
| 86 | A | Northern Ill. | 72 93 | 128 | A | Ball St. | 47 71 | | | | | | | | |
| 92 | H | Toledo | 70 60 | 83 | H | Central Mich. | 78 91 | | | | | | | | |
| 167 | A | Western Mich. | 71 67 | 57 | A | Minnesota | 62 92 | | | | | | | | |
| 62 | A | Ohio | 68 65 | 54 | A | Iowa | 48 83 | | | | | | | | |

Non-Div I Games:

Kent St.

■ Loss,
■ Non-Conf,
■ S Site,
■ H Home
■ A Away
N Neutral

| Average RPI Win: | 94 | WON-LOST | WINNING | LAST 10 | STRENGTH OF | OPP. STRENGTH | TEAM | ADJ. | CONF. | ADJ CONF. |
|-------------------|----------|-----------|----------------|------------|-------------|---------------|------|------|-------|-----------|
| Average RPI Loss: | 28 | RECORD | PCT. RANK | GAMES | SCHEDULE | OF SCHEDULE | RPI | RPI | RPI | RPI |
| DIV. I ONLY | 15- 7 | 82 | 6- 4 | 4 | 9 | 15 | 15 | 2 | 2 | |
| DIV. I NON-CONF. | 9- 4 | 85 | 2- 1 | 4 | 28 | 14 | 14 | 2 | 2 | |
| TOTALS | RPI 1-25 | RPI 26-50 | W-L RECORDS | RPI 51-100 | RPI 101-150 | RPI 150+ | | | | |
| 15- 7 | 4- 4 | 1- 2 | OVERALL | 3- 1 | 4- 0 | 3- 0 | | | | |
| 12- 2 | 2- 1 | 1- 1 | HOME | 3- 0 | 3- 0 | 3- 0 | | | | |
| 3- 5 | 2- 3 | 0- 1 | AWAY | 0- 1 | 1- 0 | 0- 0 | | | | |
| 0- 0 | 0- 0 | 0- 0 | NEUTRAL | 0- 0 | 0- 0 | 0- 0 | | | | |
| 9- 4 | 2- 2 | 0- 1 | NON-CONFERENCE | 3- 1 | 1- 0 | 3- 0 | | | | |
| 9- 1 | 2- 0 | 0- 1 | HOME | 3- 0 | 1- 0 | 3- 0 | | | | |
| 0- 3 | 0- 2 | 0- 0 | AWAY | 0- 1 | 0- 0 | 0- 0 | | | | |
| 0- 0 | 0- 0 | 0- 0 | NEUTRAL | 0- 0 | 0- 0 | 0- 0 | | | | |
| 6- 3 | 2- 2 | 1- 1 | CONFERENCE | 0- 0 | 3- 0 | 0- 0 | | | | |
| 3- 1 | 0- 1 | 1- 0 | HOME | 0- 0 | 2- 0 | 0- 0 | | | | |
| 3- 2 | 2- 1 | 0- 1 | AWAY | 0- 0 | 1- 0 | 0- 0 | | | | |
| 0- 0 | 0- 0 | 0- 0 | NEUTRAL | 0- 0 | 0- 0 | 0- 0 | | | | |

| RPI | S | Opponent | Score |
|-----|---|------------|-------|
| 11 | A | Duke | 54 69 |
| 13 | A | Louisville | 67 69 |
| 14 | A | Tennessee | 65 72 |
| 19 | H | Texas A&M | 68 77 |
| 21 | A | Auburn | 64 60 |
| 22 | H | Oklahoma | 82 68 |
| 24 | H | Miami (FL) | 82 66 |
| 25 | A | LSU | 55 42 |

| RPI | S | Opponent | Score |
|-----|---|-------------|-------|
| 26 | H | Arizona St. | 71 73 |
| 31 | A | Missouri | 67 73 |
| 31 | H | Missouri | 64 62 |

| RPI | S | Opponent | Score |
|-----|---|----------------|-------|
| 60 | H | Washington St. | 69 67 |
| 80 | A | Colorado | 69 79 |
| 85 | H | New Hampshire | 92 43 |
| 88 | H | Middle Tenn. | 61 48 |

| RPI | S | Opponent | Score |
|-----|---|--------------|-------|
| 103 | H | Ole Miss | 89 57 |
| 116 | H | Georgia | 82 61 |
| 117 | A | Alabama | 71 54 |
| 121 | H | Radford | 59 36 |
| 169 | H | Albany (NY) | 70 46 |
| 200 | H | Morehead St. | 74 47 |
| 226 | H | Samford | 80 57 |

LAST 12 Division I GAMES:

| | | | | | | | |
|-----|---|----------|-------|-----|---|----------------|-------|
| 31 | A | Missouri | 67 73 | 19 | H | Texas A&M | 68 77 |
| 103 | H | Ole Miss | 89 57 | 31 | H | Missouri | 64 62 |
| 21 | A | Auburn | 64 60 | 14 | A | Tennessee | 65 72 |
| 25 | A | LSU | 55 42 | 11 | A | Duke | 54 69 |
| 116 | H | Georgia | 82 61 | 60 | H | Washington St. | 69 67 |
| 117 | A | Alabama | 71 54 | 121 | H | Radford | 59 36 |

Non-Div I Games:

Kentucky

| | | | | | | | | | | |
|-------------------|----------|-----------|----------------|------------|-------------|---------------|------|------|-------|-----------|
| Average RPI Win: | 303 | WON-LOST | WINNING | LAST 10 | STRENGTH OF | OPP. STRENGTH | TEAM | ADJ. | CONF. | ADJ CONF. |
| Average RPI Loss: | 217 | RECORD | PCT. RANK | GAMES | SCHEDULE | OF SCHEDULE | RPI | RPI | RPI | RPI |
| DIV. I ONLY | 4- 17 | 315 | 1- 1 | 270 | 344 | 332 | 332 | 31 | 31 | |
| DIV. I NON-CONF. | 1- 10 | 325 | 0- 1 | 142 | 312 | 321 | 321 | 32 | 32 | |
| TOTALS | RPI 1-25 | RPI 26-50 | W-L RECORDS | RPI 51-100 | RPI 101-150 | RPI 150+ | | | | |
| 4- 17 | 0- 0 | 0- 1 | OVERALL | 0- 0 | 0- 3 | 4- 13 | | | | |
| 3- 7 | 0- 0 | 0- 0 | HOME | 0- 0 | 0- 2 | 3- 5 | | | | |
| 1- 8 | 0- 0 | 0- 1 | AWAY | 0- 0 | 0- 1 | 1- 6 | | | | |
| 0- 2 | 0- 0 | 0- 0 | NEUTRAL | 0- 0 | 0- 0 | 0- 2 | | | | |
| 1- 10 | 0- 0 | 0- 1 | NON-CONFERENCE | 0- 0 | 0- 3 | 1- 6 | | | | |
| 1- 4 | 0- 0 | 0- 0 | HOME | 0- 0 | 0- 2 | 1- 2 | | | | |
| 0- 4 | 0- 0 | 0- 1 | AWAY | 0- 0 | 0- 1 | 0- 2 | | | | |
| 0- 2 | 0- 0 | 0- 0 | NEUTRAL | 0- 0 | 0- 0 | 0- 2 | | | | |
| 3- 7 | 0- 0 | 0- 0 | CONFERENCE | 0- 0 | 0- 0 | 3- 7 | | | | |
| 2- 3 | 0- 0 | 0- 0 | HOME | 0- 0 | 0- 0 | 2- 3 | | | | |
| 1- 4 | 0- 0 | 0- 0 | AWAY | 0- 0 | 0- 0 | 1- 4 | | | | |
| 0- 0 | 0- 0 | 0- 0 | NEUTRAL | 0- 0 | 0- 0 | 0- 0 | | | | |

| RPI 1-25 | | | RPI 26-50 | | | RPI 51-100 | | | RPI 101+ | | | Team's RPI: 332 |
|---------------------------|---|----------|-----------|-----|---|----------------------|--------|-----|----------|----------------------|-------|-----------------|
| RPI | S | Opponent | Score | RPI | S | Opponent | Score | RPI | S | Opponent | Score | |
| | | | | 29 | A | Ohio St. | 54 113 | | | | | |
| | | | | | | | | 133 | H | Yale | 44 75 | |
| | | | | | | | | 143 | H | George Mason | 48 64 | |
| | | | | | | | | 144 | A | Columbia | 57 66 | |
| | | | | | | | | 161 | N | Milwaukee | 50 88 | |
| | | | | | | | | 166 | H | Army West Point | 47 68 | |
| | | | | | | | | 180 | A | Seton Hall | 59 77 | |
| | | | | | | | | 202 | A | Sacred Heart | 48 66 | |
| | | | | | | | | 221 | A | Saint Francis (PA) | 52 66 | |
| | | | | | | | | 233 | A | Robert Morris | 42 83 | |
| | | | | | | | | 245 | H | Stony Brook | 58 48 | |
| | | | | | | | | 250 | H | UMBC | 45 57 | |
| | | | | | | | | 267 | A | Colgate | 61 76 | |
| | | | | | | | | 293 | H | Bryant | 53 62 | |
| | | | | | | | | 298 | A | Central Conn. St. | 68 62 | |
| | | | | | | | | 298 | H | Central Conn. St. | 71 76 | |
| | | | | | | | | 304 | N | NJIT | 48 50 | |
| | | | | | | | | 320 | H | St. Francis Brooklyn | 54 56 | |
| | | | | | | | | 325 | H | Mt. St. Mary's | 63 60 | |
| | | | | | | | | 343 | A | Fairleigh Dickinson | 46 64 | |
| | | | | | | | | 344 | H | Wagner | 69 64 | |
| LAST 12 Division I GAMES: | | | | | | | | | | | | |
| | | | | 304 | N | NJIT | 48 50 | | | | | |
| | | | | 298 | A | Central Conn. St. | 68 62 | | | | | |
| | | | | 202 | A | Sacred Heart | 48 66 | | | | | |
| | | | | 344 | H | Wagner | 69 64 | | | | | |
| | | | | 343 | A | Fairleigh Dickinson | 46 64 | | | | | |
| | | | | 298 | H | Central Conn. St. | 71 76 | | | | | |
| | | | | 320 | H | St. Francis Brooklyn | 54 56 | | | | | |
| | | | | 233 | A | Robert Morris | 42 83 | | | | | |
| | | | | 221 | A | Saint Francis (PA) | 52 66 | | | | | |
| | | | | 293 | H | Bryant | 53 62 | | | | | |
| | | | | 325 | H | Mt. St. Mary's | 63 60 | | | | | |
| | | | | 250 | H | UMBC | 45 57 | | | | | |

Non-Div I Games:

LIU Brooklyn

■ Loss,
 ■ Non-Conf,
 ■ S Site,
 ■ H Home
 ■ A Away
 N Neutral

| | | | | | | | | | | |
|-------------------|----------|-----------|----------------|------------|-------------|---------------|------|------|-------|-----------|
| Average RPI Win: | 123 | WON-LOST | WINNING | LAST 10 | STRENGTH OF | OPP. STRENGTH | TEAM | ADJ. | CONF. | ADJ CONF. |
| Average RPI Loss: | 10 | RECORD | PCT. RANK | GAMES | SCHEDULE | OF SCHEDULE | RPI | RPI | RPI | RPI |
| DIV. I ONLY | 15- 6 | 58 | 6- 4 | 11 | 6 | 25 | 25 | 2 | 2 | |
| DIV. I NON-CONF. | 11- 2 | 24 | 4- 0 | 48 | 17 | 23 | 23 | 2 | 2 | |
| TOTALS | RPI 1-25 | RPI 26-50 | W-L RECORDS | RPI 51-100 | RPI 101-150 | RPI 150+ | | | | |
| 15- 6 | 0- 6 | 4- 0 | OVERALL | 3- 0 | 3- 0 | 5- 0 | | | | |
| 10- 3 | 0- 3 | 3- 0 | HOME | 2- 0 | 2- 0 | 3- 0 | | | | |
| 2- 2 | 0- 0 | 0- 0 | AWAY | 0- 0 | 1- 0 | 1- 0 | | | | |
| 3- 1 | 0- 1 | 1- 0 | NEUTRAL | 1- 0 | 0- 0 | 1- 0 | | | | |
| 11- 2 | 0- 2 | 3- 0 | NON-CONFERENCE | 2- 0 | 1- 0 | 5- 0 | | | | |
| 7- 1 | 0- 1 | 2- 0 | HOME | 1- 0 | 1- 0 | 3- 0 | | | | |
| 1- 0 | 0- 0 | 0- 0 | AWAY | 0- 0 | 0- 0 | 1- 0 | | | | |
| 3- 1 | 0- 1 | 1- 0 | NEUTRAL | 1- 0 | 0- 0 | 1- 0 | | | | |
| 4- 4 | 0- 4 | 1- 0 | CONFERENCE | 1- 0 | 2- 0 | 0- 0 | | | | |
| 3- 2 | 0- 2 | 1- 0 | HOME | 1- 0 | 1- 0 | 0- 0 | | | | |
| 1- 2 | 0- 2 | 0- 0 | AWAY | 0- 0 | 1- 0 | 0- 0 | | | | |
| 0- 0 | 0- 0 | 0- 0 | NEUTRAL | 0- 0 | 0- 0 | 0- 0 | | | | |

| RPI | S | Opponent | Score | RPI | S | Opponent | Score | RPI | S | Opponent | Score | RPI | S | Opponent | Score |
|---------------------------|---|-----------------|-------|-----|---|--------------------|-------|-----|---|----------------|-------|-----|---|-----------------|-------|
| 1 | H | UConn | 53 76 | 31 | H | Missouri | 80 71 | 55 | H | Little Rock | 69 49 | 109 | A | Arkansas | 53 52 |
| 3 | H | South Carolina | 61 84 | 35 | H | Tulane | 69 51 | 64 | H | Florida | 78 67 | 109 | H | Arkansas | 53 46 |
| 4 | A | Mississippi St. | 48 74 | 39 | N | North Carolina St. | 59 58 | 73 | N | North Carolina | 70 43 | 140 | H | TCU | 67 61 |
| 15 | H | Kentucky | 42 55 | 49 | H | Wake Forest | 60 57 | | | | | 153 | H | Rice | 66 55 |
| 16 | N | Kansas St. | 54 69 | | | | | | | | | 168 | A | Louisiana Tech | 77 73 |
| 19 | A | Texas A&M | 52 54 | | | | | | | | | 197 | H | Alabama St. | 93 40 |
| | | | | | | | | | | | | 282 | N | UTEP | 78 45 |
| | | | | | | | | | | | | 346 | H | Sam Houston St. | 89 41 |
| LAST 12 Division I GAMES: | | | | | | | | | | | | | | | |
| 109 | H | Arkansas | 53 46 | 64 | H | Florida | 78 67 | | | | | | | | |
| 19 | A | Texas A&M | 52 54 | 4 | A | Mississippi St. | 48 74 | | | | | | | | |
| 15 | H | Kentucky | 42 55 | 197 | H | Alabama St. | 93 40 | | | | | | | | |
| 3 | H | South Carolina | 61 84 | 55 | H | Little Rock | 69 49 | | | | | | | | |
| 31 | H | Missouri | 80 71 | 73 | N | North Carolina | 70 43 | | | | | | | | |
| 109 | A | Arkansas | 53 52 | 346 | H | Sam Houston St. | 89 41 | | | | | | | | |

Non-Div I Games:

LSU

■ Loss,
 ■ Non-Conf,
 ■ S Site,
 ■ Home
 ■ A Away
 N Neutral

| Average RPI Win: | 230 | WON-LOST | WINNING | LAST 10 | STRENGTH OF | OPP. STRENGTH | TEAM | ADJ. | CONF. | ADJ CONF. |
|-------------------|----------|-----------|----------------|------------|-------------|---------------|------|------|-------|-----------|
| Average RPI Loss: | 119 | RECORD | PCT. RANK | GAMES | SCHEDULE | OF SCHEDULE | RPI | RPI | RPI | RPI |
| DIV. I ONLY | 14- 8 | 104 | 6- 4 | 280 | 127 | 158 | 158 | 12 | 12 | |
| DIV. I NON-CONF. | 7- 5 | 137 | 2- 1 | 237 | 187 | 168 | 168 | 13 | 13 | |
| TOTALS | RPI 1-25 | RPI 26-50 | W-L RECORDS | RPI 51-100 | RPI 101-150 | RPI 150+ | | | | |
| 14- 8 | 0- 1 | 0- 1 | OVERALL | 1- 1 | 2- 4 | 11- 1 | | | | |
| 7- 4 | 0- 1 | 0- 0 | HOME | 0- 0 | 1- 2 | 6- 1 | | | | |
| 6- 4 | 0- 0 | 0- 1 | AWAY | 1- 1 | 1- 2 | 4- 0 | | | | |
| 1- 0 | 0- 0 | 0- 0 | NEUTRAL | 0- 0 | 0- 0 | 1- 0 | | | | |
| 7- 5 | 0- 1 | 0- 1 | NON-CONFERENCE | 0- 1 | 1- 1 | 6- 1 | | | | |
| 4- 2 | 0- 1 | 0- 0 | HOME | 0- 0 | 0- 0 | 4- 1 | | | | |
| 2- 3 | 0- 0 | 0- 1 | AWAY | 0- 1 | 1- 1 | 1- 0 | | | | |
| 1- 0 | 0- 0 | 0- 0 | NEUTRAL | 0- 0 | 0- 0 | 1- 0 | | | | |
| 7- 3 | 0- 0 | 0- 0 | CONFERENCE | 1- 0 | 1- 3 | 5- 0 | | | | |
| 3- 2 | 0- 0 | 0- 0 | HOME | 0- 0 | 1- 2 | 2- 0 | | | | |
| 4- 1 | 0- 0 | 0- 0 | AWAY | 1- 0 | 0- 1 | 3- 0 | | | | |
| 0- 0 | 0- 0 | 0- 0 | NEUTRAL | 0- 0 | 0- 0 | 0- 0 | | | | |

| RPI 1-25 | | | | RPI 26-50 | | | | RPI 51-100 | | | | RPI 101+ Team's RPI: 158 | | | |
|---------------------------|---|----------------|-------|-----------|---|----------|-------|------------|---|--------------|-------|--------------------------|---|----------------|-------|
| RPI | S | Opponent | Score | RPI | S | Opponent | Score | RPI | S | Opponent | Score | RPI | S | Opponent | Score |
| 20 | H | Harvard | 64 66 | 33 | A | Temple | 70 86 | 63 | A | Villanova | 49 52 | 120 | H | Duquesne | 68 76 |
| | | | | | | | | 74 | A | Dayton | 54 51 | 123 | A | VCU | 56 61 |
| | | | | | | | | | | | | 132 | A | Rider | 61 74 |
| | | | | | | | | | | | | 134 | H | Saint Joseph's | 55 75 |
| | | | | | | | | | | | | 143 | H | George Mason | 59 57 |
| | | | | | | | | | | | | 150 | A | Penn | 58 56 |
| | | | | | | | | | | | | 181 | H | American | 63 59 |
| | | | | | | | | | | | | 186 | H | Fairfield | 68 61 |
| | | | | | | | | | | | | 216 | N | Miami (OH) | 79 70 |
| | | | | | | | | | | | | 219 | A | UNCW | 64 48 |
| | | | | | | | | | | | | 246 | A | Richmond | 63 58 |
| | | | | | | | | | | | | 275 | H | Massachusetts | 68 64 |
| | | | | | | | | | | | | 292 | A | Davidson | 65 58 |
| | | | | | | | | | | | | 294 | A | Rhode Island | 58 49 |
| | | | | | | | | | | | | 294 | H | Rhode Island | 70 51 |
| | | | | | | | | | | | | 305 | H | UMKC | 64 59 |
| | | | | | | | | | | | | 323 | H | Lafayette | 49 56 |
| | | | | | | | | | | | | 342 | H | Delaware St. | 78 38 |
| LAST 12 Division I GAMES: | | | | | | | | | | | | | | | |
| 294 | A | Rhode Island | 58 49 | 20 | H | Harvard | 64 66 | 294 | H | Rhode Island | 70 51 | | | | |
| 143 | H | George Mason | 59 57 | | | | | 120 | H | Duquesne | 68 76 | | | | |
| 275 | H | Massachusetts | 68 64 | | | | | 123 | A | VCU | 56 61 | | | | |
| 292 | A | Davidson | 65 58 | | | | | 305 | H | UMKC | 64 59 | | | | |
| 246 | A | Richmond | 63 58 | | | | | 342 | H | Delaware St. | 78 38 | | | | |
| 134 | H | Saint Joseph's | 55 75 | | | | | | | | | | | | |

Non-Div I Games:

La Salle

■ Loss,
■ Non-Conf,
■ S Site,
■ H Home
■ A Away
N Neutral

| | | | | | | | | | | |
|-------------------|----------|-----------|----------------|------------|-------------|---------------|------|------|-------|-----------|
| Average RPI Win: | 307 | WON-LOST | WINNING | LAST 10 | STRENGTH OF | OPP. STRENGTH | TEAM | ADJ. | CONF. | ADJ CONF. |
| Average RPI Loss: | 189 | RECORD | PCT. RANK | GAMES | SCHEDULE | OF SCHEDULE | RPI | RPI | RPI | RPI |
| DIV. I ONLY | 3- 15 | 320 | 3- 7 | 289 | 277 | 329 | 329 | 21 | 21 | |
| DIV. I NON-CONF. | 1- 8 | 314 | 1- 2 | 314 | 325 | 345 | 345 | 18 | 18 | |
| TOTALS | RPI 1-25 | RPI 26-50 | W-L RECORDS | RPI 51-100 | RPI 101-150 | RPI 150+ | | | | |
| 3- 15 | 0- 0 | 0- 1 | OVERALL | 0- 2 | 0- 2 | 3- 10 | | | | |
| 2- 6 | 0- 0 | 0- 0 | HOME | 0- 1 | 0- 0 | 2- 5 | | | | |
| 1- 9 | 0- 0 | 0- 1 | AWAY | 0- 1 | 0- 2 | 1- 5 | | | | |
| 0- 0 | 0- 0 | 0- 0 | NEUTRAL | 0- 0 | 0- 0 | 0- 0 | | | | |
| 1- 8 | 0- 0 | 0- 0 | NON-CONFERENCE | 0- 0 | 0- 2 | 1- 6 | | | | |
| 0- 4 | 0- 0 | 0- 0 | HOME | 0- 0 | 0- 0 | 0- 4 | | | | |
| 1- 4 | 0- 0 | 0- 0 | AWAY | 0- 0 | 0- 2 | 1- 2 | | | | |
| 0- 0 | 0- 0 | 0- 0 | NEUTRAL | 0- 0 | 0- 0 | 0- 0 | | | | |
| 2- 7 | 0- 0 | 0- 1 | CONFERENCE | 0- 2 | 0- 0 | 2- 4 | | | | |
| 2- 2 | 0- 0 | 0- 0 | HOME | 0- 1 | 0- 0 | 2- 1 | | | | |
| 0- 5 | 0- 0 | 0- 1 | AWAY | 0- 1 | 0- 0 | 0- 3 | | | | |
| 0- 0 | 0- 0 | 0- 0 | NEUTRAL | 0- 0 | 0- 0 | 0- 0 | | | | |

| RPI 1-25 | | | | RPI 26-50 | | | | RPI 51-100 | | | | RPI 101+ | | | | Team's RPI: 329 | |
|---------------------------|---|----------|-------|-----------|---|--------------|-------|------------|---|-----------------|-------|----------|---|------------------|-------|-----------------|--|
| RPI | S | Opponent | Score | RPI | S | Opponent | Score | RPI | S | Opponent | Score | RPI | S | Opponent | Score | | |
| | | | | 45 | A | UT Arlington | 59 93 | 55 | A | Little Rock | 34 78 | 103 | A | Ole Miss | 40 97 | | |
| | | | | | | | | 55 | H | Little Rock | 47 92 | 109 | A | Arkansas | 46 92 | | |
| | | | | | | | | | | | | 153 | H | Rice | 50 93 | | |
| | | | | | | | | | | | | 168 | H | Louisiana Tech | 53 73 | | |
| | | | | | | | | | | | | 195 | A | Louisiana | 57 67 | | |
| | | | | | | | | | | | | 205 | A | Texas St. | 50 63 | | |
| | | | | | | | | | | | | 263 | H | Georgia St. | 72 63 | | |
| | | | | | | | | | | | | 265 | H | Ga. Southern | 44 65 | | |
| | | | | | | | | | | | | 266 | H | Grambling | 54 59 | | |
| | | | | | | | | | | | | 271 | H | McNeese | 52 78 | | |
| | | | | | | | | | | | | 307 | A | Nicholls St. | 54 73 | | |
| | | | | | | | | | | | | 321 | A | Northwestern St. | 65 67 | | |
| | | | | | | | | | | | | 324 | A | Arkansas St. | 56 71 | | |
| | | | | | | | | | | | | 324 | H | Arkansas St. | 59 51 | | |
| | | | | | | | | | | | | 334 | A | Houston Baptist | 77 65 | | |
| LAST 12 Division I GAMES: | | | | | | | | | | | | | | | | | |
| | | | | 324 | H | Arkansas St. | 59 51 | 195 | A | Louisiana | 57 67 | | | | | | |
| | | | | 55 | H | Little Rock | 47 92 | 55 | A | Little Rock | 34 78 | | | | | | |
| | | | | 45 | A | UT Arlington | 59 93 | 324 | A | Arkansas St. | 56 71 | | | | | | |
| | | | | 205 | A | Texas St. | 50 63 | 334 | A | Houston Baptist | 77 65 | | | | | | |
| | | | | 263 | H | Georgia St. | 72 63 | 153 | H | Rice | 50 93 | | | | | | |
| | | | | 265 | H | Ga. Southern | 44 65 | 271 | H | McNeese | 52 78 | | | | | | |

Non-Div I Games: Centenary (LA) 83 39 LSU-Alexandria 73 61

La.-Monroe

■ Loss,
 ■ Non-Conf, S Site,
 ■ Home
 ■ Away
 N Neutral

| | | | | | | | | | | |
|-------------------|----------|-----------|----------------|------------|-------------|---------------|------|------|-------|-----------|
| Average RPI Win: | 158 | WON-LOST | WINNING | LAST 10 | STRENGTH OF | OPP. STRENGTH | TEAM | ADJ. | CONF. | ADJ CONF. |
| Average RPI Loss: | 180 | RECORD | PCT. RANK | GAMES | SCHEDULE | OF SCHEDULE | RPI | RPI | RPI | RPI |
| DIV. I ONLY | 1- 21 | 347 | 0- 10 | 144 | 261 | 323 | 323 | 24 | 24 | |
| DIV. I NON-CONF. | 1- 11 | 330 | 0- 2 | 63 | 206 | 263 | 263 | 25 | 25 | |
| TOTALS | RPI 1-25 | RPI 26-50 | W-L RECORDS | RPI 51-100 | RPI 101-150 | RPI 150+ | | | | |
| 1- 21 | 0- 1 | 0- 0 | OVERALL | 0- 2 | 0- 6 | 1- 12 | | | | |
| 0- 8 | 0- 0 | 0- 0 | HOME | 0- 1 | 0- 1 | 0- 6 | | | | |
| 1- 10 | 0- 1 | 0- 0 | AWAY | 0- 1 | 0- 3 | 1- 5 | | | | |
| 0- 3 | 0- 0 | 0- 0 | NEUTRAL | 0- 0 | 0- 2 | 0- 1 | | | | |
| 1- 11 | 0- 1 | 0- 0 | NON-CONFERENCE | 0- 2 | 0- 5 | 1- 3 | | | | |
| 0- 3 | 0- 0 | 0- 0 | HOME | 0- 1 | 0- 1 | 0- 1 | | | | |
| 1- 5 | 0- 1 | 0- 0 | AWAY | 0- 1 | 0- 2 | 1- 1 | | | | |
| 0- 3 | 0- 0 | 0- 0 | NEUTRAL | 0- 0 | 0- 2 | 0- 1 | | | | |
| 0- 10 | 0- 0 | 0- 0 | CONFERENCE | 0- 0 | 0- 1 | 0- 9 | | | | |
| 0- 5 | 0- 0 | 0- 0 | HOME | 0- 0 | 0- 0 | 0- 5 | | | | |
| 0- 5 | 0- 0 | 0- 0 | AWAY | 0- 0 | 0- 1 | 0- 4 | | | | |
| 0- 0 | 0- 0 | 0- 0 | NEUTRAL | 0- 0 | 0- 0 | 0- 0 | | | | |

| RPI 1-25 | | | | RPI 26-50 | | | | RPI 51-100 | | | | RPI 101+ Team's RPI: 323 | | | |
|---------------------------|---|-----------------|-------|-----------|---|-----------------|-------|------------|---|-----------------|-------|--------------------------|---|-----------------|-------|
| RPI | S | Opponent | Score | RPI | S | Opponent | Score | RPI | S | Opponent | Score | RPI | S | Opponent | Score |
| 13 | A | Louisville | 48 92 | | | | | 68 | H | Drexel | 39 81 | 102 | N | Chattanooga | 43 68 |
| | | | | | | | | 87 | A | St. John's (NY) | 46 64 | 104 | A | Navy | 41 76 |
| | | | | | | | | | | | | 120 | A | Duquesne | 52 67 |
| | | | | | | | | | | | | 132 | A | Rider | 58 76 |
| | | | | | | | | | | | | 139 | N | Hampton | 55 58 |
| | | | | | | | | | | | | 150 | H | Penn | 47 64 |
| | | | | | | | | | | | | 158 | A | La Salle | 56 49 |
| | | | | | | | | | | | | 166 | A | Army West Point | 73 76 |
| | | | | | | | | | | | | 166 | H | Army West Point | 55 63 |
| | | | | | | | | | | | | 181 | H | American | 52 76 |
| | | | | | | | | | | | | 207 | A | Princeton | 27 65 |
| | | | | | | | | | | | | 233 | H | Robert Morris | 51 62 |
| | | | | | | | | | | | | 247 | A | Loyola Maryland | 47 75 |
| | | | | | | | | | | | | 247 | H | Loyola Maryland | 55 60 |
| | | | | | | | | | | | | 255 | N | Bowling Green | 42 69 |
| | | | | | | | | | | | | 267 | A | Colgate | 69 76 |
| | | | | | | | | | | | | 273 | A | Boston U. | 50 68 |
| | | | | | | | | | | | | 308 | H | Lehigh | 53 56 |
| | | | | | | | | | | | | 315 | H | Holy Cross | 61 67 |
| LAST 12 Division I GAMES: | | | | | | | | | | | | | | | |
| 166 | H | Army West Point | 55 63 | 273 | A | Boston U. | 50 68 | | | | | | | | |
| 247 | A | Loyola Maryland | 47 75 | 166 | A | Army West Point | 73 76 | | | | | | | | |
| 308 | H | Lehigh | 53 56 | 247 | H | Loyola Maryland | 55 60 | | | | | | | | |
| 181 | H | American | 52 76 | 267 | A | Colgate | 69 76 | | | | | | | | |
| 104 | A | Navy | 41 76 | 68 | H | Drexel | 39 81 | | | | | | | | |
| 315 | H | Holy Cross | 61 67 | 120 | A | Duquesne | 52 67 | | | | | | | | |

Non-Div I Games:

Lafayette

■ Loss,
 ■ Non-Conf,
 S Site,
 ■ Home
 ■ Away
 N Neutral

| | | | | | | | | | | |
|-------------------|----------|-----------|----------------|------------|-------------|---------------|------|------|-------|-----------|
| Average RPI Win: | 275 | WON-LOST | WINNING | LAST 10 | STRENGTH OF | OPP. STRENGTH | TEAM | ADJ. | CONF. | ADJ CONF. |
| Average RPI Loss: | 96 | RECORD | PCT. RANK | GAMES | SCHEDULE | OF SCHEDULE | RPI | RPI | RPI | RPI |
| DIV. I ONLY | 10- 5 | 91 | 7- 2 | 309 | 198 | 146 | 146 | 27 | 27 | |
| DIV. I NON-CONF. | 3- 3 | 165 | 1- 0 | 193 | 3 | 116 | 116 | 26 | 26 | |
| TOTALS | RPI 1-25 | RPI 26-50 | W-L RECORDS | RPI 51-100 | RPI 101-150 | RPI 150+ | | | | |
| 10- 5 | 0- 2 | 0- 1 | OVERALL | 0- 0 | 1- 1 | 9- 1 | | | | |
| 7- 0 | 0- 0 | 0- 0 | HOME | 0- 0 | 0- 0 | 7- 0 | | | | |
| 3- 5 | 0- 2 | 0- 1 | AWAY | 0- 0 | 1- 1 | 2- 1 | | | | |
| 0- 0 | 0- 0 | 0- 0 | NEUTRAL | 0- 0 | 0- 0 | 0- 0 | | | | |
| 3- 3 | 0- 2 | 0- 1 | NON-CONFERENCE | 0- 0 | 0- 0 | 3- 0 | | | | |
| 2- 0 | 0- 0 | 0- 0 | HOME | 0- 0 | 0- 0 | 2- 0 | | | | |
| 1- 3 | 0- 2 | 0- 1 | AWAY | 0- 0 | 0- 0 | 1- 0 | | | | |
| 0- 0 | 0- 0 | 0- 0 | NEUTRAL | 0- 0 | 0- 0 | 0- 0 | | | | |
| 7- 2 | 0- 0 | 0- 0 | CONFERENCE | 0- 0 | 1- 1 | 6- 1 | | | | |
| 5- 0 | 0- 0 | 0- 0 | HOME | 0- 0 | 0- 0 | 5- 0 | | | | |
| 2- 2 | 0- 0 | 0- 0 | AWAY | 0- 0 | 1- 1 | 1- 1 | | | | |
| 0- 0 | 0- 0 | 0- 0 | NEUTRAL | 0- 0 | 0- 0 | 0- 0 | | | | |

| RPI 1-25 | | | | RPI 26-50 | | | | RPI 51-100 | | | | RPI 101+ Team's RPI: 146 | | | |
|---------------------------|---|--------------------|-------|-----------|---|------------------|-------|------------|---|----------|-------|--------------------------|---|--------------------|-------|
| RPI | S | Opponent | Score | RPI | S | Opponent | Score | RPI | S | Opponent | Score | RPI | S | Opponent | Score |
| 7 | A | Oregon St. | 56 88 | 37 | A | Oregon | 67 84 | | | | | 113 | A | Central Ark. | 70 56 |
| 16 | A | Kansas St. | 43 68 | | | | | | | | | 115 | A | Abilene Christian | 59 77 |
| | | | | | | | | | | | | 184 | H | New Orleans | 73 42 |
| | | | | | | | | | | | | 243 | A | Canisius | 65 51 |
| | | | | | | | | | | | | 276 | H | Northern Ariz. | 75 60 |
| | | | | | | | | | | | | 288 | H | A&M-Corpus Christi | 65 49 |
| | | | | | | | | | | | | 302 | H | Loyola Chicago | 76 50 |
| | | | | | | | | | | | | 307 | A | Nicholls St. | 67 78 |
| | | | | | | | | | | | | 321 | H | Northwestern St. | 73 60 |
| | | | | | | | | | | | | 336 | H | Incarnate Word | 83 54 |
| | | | | | | | | | | | | 338 | H | Southeastern La. | 86 68 |
| | | | | | | | | | | | | 346 | A | Sam Houston St. | 70 44 |
| LAST 12 Division I GAMES: | | | | | | | | | | | | | | | |
| 321 | H | Northwestern St. | 73 60 | 338 | H | Southeastern La. | 86 68 | | | | | | | | |
| 288 | H | A&M-Corpus Christi | 65 49 | 184 | H | New Orleans | 73 42 | | | | | | | | |
| 307 | A | Nicholls St. | 67 78 | 113 | A | Central Ark. | 70 56 | | | | | | | | |
| 346 | A | Sam Houston St. | 70 44 | 302 | H | Loyola Chicago | 76 50 | | | | | | | | |
| 115 | A | Abilene Christian | 59 77 | 243 | A | Canisius | 65 51 | | | | | | | | |
| 336 | H | Incarnate Word | 83 54 | 276 | H | Northern Ariz. | 75 60 | | | | | | | | |

Non-Div I Games: St. Thomas (TX) 95 49 Louisiana Col. 94 55 Howard Payne 93 56 Southwestern (TX) 87 41

Lamar University

Loss, Non-Conf, S Site, H Home A Away N Neutral

| | | | | | | | | | |
|------------------------------|----------|-----------|----------------|-------------|---------------|----------|------|-------|-----------|
| Average RPI Win: 291 | WON-LOST | WINNING | LAST 10 | STRENGTH OF | OPP. STRENGTH | TEAM | ADJ. | CONF. | ADJ CONF. |
| Average RPI Loss: 177 | RECORD | PCT. RANK | GAMES | SCHEDULE | OF SCHEDULE | RPI | RPI | RPI | RPI |
| DIV. I ONLY | 6- 14 | 273 | 2- 8 | 256 | 306 | 308 | 308 | 24 | 24 |
| DIV. I NON-CONF. | 4- 6 | 209 | 0- 2 | 232 | 326 | 271 | 271 | 25 | 25 |
| TOTALS | RPI 1-25 | RPI 26-50 | W-L RECORDS | RPI 51-100 | RPI 101-150 | RPI 150+ | | | |
| 6- 14 | 0- 0 | 0- 1 | OVERALL | 0- 2 | 0- 3 | 6- 8 | | | |
| 4- 7 | 0- 0 | 0- 1 | HOME | 0- 0 | 0- 2 | 4- 4 | | | |
| 2- 7 | 0- 0 | 0- 0 | AWAY | 0- 2 | 0- 1 | 2- 4 | | | |
| 0- 0 | 0- 0 | 0- 0 | NEUTRAL | 0- 0 | 0- 0 | 0- 0 | | | |
| 4- 6 | 0- 0 | 0- 0 | NON-CONFERENCE | 0- 2 | 0- 2 | 4- 2 | | | |
| 3- 3 | 0- 0 | 0- 0 | HOME | 0- 0 | 0- 1 | 3- 2 | | | |
| 1- 3 | 0- 0 | 0- 0 | AWAY | 0- 2 | 0- 1 | 1- 0 | | | |
| 0- 0 | 0- 0 | 0- 0 | NEUTRAL | 0- 0 | 0- 0 | 0- 0 | | | |
| 2- 8 | 0- 0 | 0- 1 | CONFERENCE | 0- 0 | 0- 1 | 2- 6 | | | |
| 1- 4 | 0- 0 | 0- 1 | HOME | 0- 0 | 0- 1 | 1- 2 | | | |
| 1- 4 | 0- 0 | 0- 0 | AWAY | 0- 0 | 0- 0 | 1- 4 | | | |
| 0- 0 | 0- 0 | 0- 0 | NEUTRAL | 0- 0 | 0- 0 | 0- 0 | | | |

| RPI 1-25 | | | | RPI 26-50 | | | | RPI 51-100 | | | | RPI 101+ | | | | Team's RPI: 308 | |
|---------------------------|---|----------|-------|-----------|---|-----------------|-------|------------|---|-----------------|-------|----------|---|-----------------|-------|-----------------|--|
| RPI | S | Opponent | Score | RPI | S | Opponent | Score | RPI | S | Opponent | Score | RPI | S | Opponent | Score | | |
| | | | | 48 | H | Bucknell | 58 77 | 56 | A | California | 63 96 | 104 | H | Navy | 64 66 | | |
| | | | | | | | | 63 | A | Villanova | 37 59 | 120 | A | Duquesne | 49 63 | | |
| | | | | | | | | | | | | 132 | H | Rider | 68 75 | | |
| | | | | | | | | | | | | 166 | H | Army West Point | 71 75 | | |
| | | | | | | | | | | | | 181 | A | American | 51 68 | | |
| | | | | | | | | | | | | 202 | H | Sacred Heart | 68 62 | | |
| | | | | | | | | | | | | 237 | H | Monmouth | 62 73 | | |
| | | | | | | | | | | | | 247 | A | Loyola Maryland | 58 62 | | |
| | | | | | | | | | | | | 247 | H | Loyola Maryland | 86 69 | | |
| | | | | | | | | | | | | 269 | H | Norfolk St. | 57 81 | | |
| | | | | | | | | | | | | 273 | A | Boston U. | 50 64 | | |
| | | | | | | | | | | | | 273 | H | Boston U. | 64 69 | | |
| | | | | | | | | | | | | 304 | H | NJIT | 84 52 | | |
| | | | | | | | | | | | | 315 | A | Holy Cross | 47 65 | | |
| | | | | | | | | | | | | 323 | A | Lafayette | 56 53 | | |
| | | | | | | | | | | | | 325 | A | Mt. St. Mary's | 74 57 | | |
| | | | | | | | | | | | | 342 | H | Delaware St. | 91 80 | | |
| LAST 12 Division I GAMES: | | | | | | | | | | | | | | | | | |
| | | | | 247 | H | Loyola Maryland | 86 69 | 181 | A | American | 51 68 | | | | | | |
| | | | | 273 | A | Boston U. | 50 64 | 247 | A | Loyola Maryland | 58 62 | | | | | | |
| | | | | 323 | A | Lafayette | 56 53 | 273 | H | Boston U. | 64 69 | | | | | | |
| | | | | 104 | H | Navy | 64 66 | 166 | H | Army West Point | 71 75 | | | | | | |
| | | | | 315 | A | Holy Cross | 47 65 | 56 | A | California | 63 96 | | | | | | |
| | | | | 48 | H | Bucknell | 58 77 | 132 | H | Rider | 68 75 | | | | | | |

Non-Div I Games: East Stroudsburg 78 72

Lehigh

■ Loss,
 ■ Non-Conf,
 ■ S Site,
 ■ H Home
 ■ A Away
 N Neutral

| | | | | | | | | | |
|------------------------------|----------|-----------|----------------|-------------|---------------|----------|------|-------|-----------|
| Average RPI Win: 289 | WON-LOST | WINNING | LAST 10 | STRENGTH OF | OPP. STRENGTH | TEAM | ADJ. | CONF. | ADJ CONF. |
| Average RPI Loss: 162 | RECORD | PCT. RANK | GAMES | SCHEDULE | OF SCHEDULE | RPI | RPI | RPI | RPI |
| DIV. I ONLY | 6- 13 | 268 | 6- 4 | 201 | 293 | 277 | 277 | 28 | 28 |
| DIV. I NON-CONF. | 0- 10 | 335 | 0- 3 | 106 | 205 | 320 | 320 | 28 | 28 |
| TOTALS | RPI 1-25 | RPI 26-50 | W-L RECORDS | RPI 51-100 | RPI 101-150 | RPI 150+ | | | |
| 6- 13 | 0- 1 | 0- 1 | OVERALL | 0- 1 | 0- 4 | 6- 6 | | | |
| 4- 3 | 0- 1 | 0- 1 | HOME | 0- 0 | 0- 0 | 4- 1 | | | |
| 2- 6 | 0- 0 | 0- 0 | AWAY | 0- 0 | 0- 3 | 2- 3 | | | |
| 0- 4 | 0- 0 | 0- 0 | NEUTRAL | 0- 1 | 0- 1 | 0- 2 | | | |
| 0- 10 | 0- 1 | 0- 1 | NON-CONFERENCE | 0- 1 | 0- 3 | 0- 4 | | | |
| 0- 3 | 0- 1 | 0- 1 | HOME | 0- 0 | 0- 0 | 0- 1 | | | |
| 0- 3 | 0- 0 | 0- 0 | AWAY | 0- 0 | 0- 2 | 0- 1 | | | |
| 0- 4 | 0- 0 | 0- 0 | NEUTRAL | 0- 1 | 0- 1 | 0- 2 | | | |
| 6- 3 | 0- 0 | 0- 0 | CONFERENCE | 0- 0 | 0- 1 | 6- 2 | | | |
| 4- 0 | 0- 0 | 0- 0 | HOME | 0- 0 | 0- 0 | 4- 0 | | | |
| 2- 3 | 0- 0 | 0- 0 | AWAY | 0- 0 | 0- 1 | 2- 2 | | | |
| 0- 0 | 0- 0 | 0- 0 | NEUTRAL | 0- 0 | 0- 0 | 0- 0 | | | |

| RPI 1-25 | | | | RPI 26-50 | | | | RPI 51-100 | | | | RPI 101+ Team's RPI: 277 | | | |
|---------------------------|---|---------------|--------------|-----------|---|----------------|--------------|------------|---|----------|--------------|--------------------------|---|-----------------|--------------|
| RPI | S | Opponent | Score | RPI | S | Opponent | Score | RPI | S | Opponent | Score | RPI | S | Opponent | Score |
| 11 | H | Duke | 38 98 | 44 | H | James Madison | 48 62 | 74 | N | Dayton | 53 82 | 104 | A | Navy | 66 67 |
| | | | | | | | | | | | | 113 | N | Central Ark. | 41 61 |
| | | | | | | | | | | | | 121 | A | Radford | 68 76 |
| | | | | | | | | | | | | 148 | A | UTSA | 64 80 |
| | | | | | | | | | | | | 190 | H | Appalachian St. | 57 66 |
| | | | | | | | | | | | | 208 | A | UNC Asheville | 54 64 |
| | | | | | | | | | | | | 228 | A | Campbell | 58 52 |
| | | | | | | | | | | | | 242 | H | Presbyterian | 68 60 |
| | | | | | | | | | | | | 246 | N | Richmond | 54 63 |
| | | | | | | | | | | | | 250 | N | UMBC | 51 62 |
| | | | | | | | | | | | | 278 | A | Gardner-Webb | 82 84 |
| | | | | | | | | | | | | 289 | A | Charleston So. | 81 72 |
| | | | | | | | | | | | | 311 | H | High Point | 81 74 |
| | | | | | | | | | | | | 322 | A | Valparaiso | 68 70 |
| | | | | | | | | | | | | 326 | H | Winthrop | 80 51 |
| | | | | | | | | | | | | 335 | H | Longwood | 92 47 |
| LAST 12 Division I GAMES: | | | | | | | | | | | | | | | |
| 228 | A | Campbell | 58 52 | 242 | H | Presbyterian | 68 60 | | | | | | | | |
| 326 | H | Winthrop | 80 51 | 311 | H | High Point | 81 74 | | | | | | | | |
| 121 | A | Radford | 68 76 | 289 | A | Charleston So. | 81 72 | | | | | | | | |
| 208 | A | UNC Asheville | 54 64 | 250 | N | UMBC | 51 62 | | | | | | | | |
| 335 | H | Longwood | 92 47 | 74 | N | Dayton | 53 82 | | | | | | | | |
| 278 | A | Gardner-Webb | 82 84 | 148 | A | UTSA | 64 80 | | | | | | | | |

Non-Div I Games: West Liberty 64 38

Liberty

■ Loss,
 ■ Non-Conf, S Site,
 ■ Home
 ■ Away
 N Neutral

| | | | | | | | | | |
|------------------------------|----------|-----------|----------------|-------------|---------------|----------|------|-------|-----------|
| Average RPI Win: 227 | WON-LOST | WINNING | LAST 10 | STRENGTH OF | OPP. STRENGTH | TEAM | ADJ. | CONF. | ADJ CONF. |
| Average RPI Loss: 186 | RECORD | PCT. RANK | GAMES | SCHEDULE | OF SCHEDULE | RPI | RPI | RPI | RPI |
| DIV. I ONLY | 3- 17 | 326 | 3- 7 | 105 | 326 | 285 | 285 | 23 | 23 |
| DIV. I NON-CONF. | 2- 12 | 310 | 2- 4 | 90 | 341 | 281 | 281 | 24 | 24 |
| TOTALS | RPI 1-25 | RPI 26-50 | W-L RECORDS | RPI 51-100 | RPI 101-150 | RPI 150+ | | | |
| 3- 17 | 0- 0 | 0- 0 | OVERALL | 0- 4 | 1- 3 | 2- 10 | | | |
| 1- 7 | 0- 0 | 0- 0 | HOME | 0- 1 | 0- 1 | 1- 5 | | | |
| 2- 10 | 0- 0 | 0- 0 | AWAY | 0- 1 | 1- 0 | 1- 1 | | | |
| 0- 0 | 0- 0 | 0- 0 | NEUTRAL | 0- 0 | 0- 0 | 0- 0 | | | |
| 2- 12 | 0- 0 | 0- 0 | NON-CONFERENCE | 0- 2 | 1- 3 | 1- 7 | | | |
| 1- 4 | 0- 0 | 0- 0 | HOME | 0- 0 | 0- 1 | 1- 3 | | | |
| 1- 8 | 0- 0 | 0- 0 | AWAY | 0- 2 | 1- 2 | 0- 4 | | | |
| 0- 0 | 0- 0 | 0- 0 | NEUTRAL | 0- 0 | 0- 0 | 0- 0 | | | |
| 1- 5 | 0- 0 | 0- 0 | CONFERENCE | 0- 2 | 0- 0 | 1- 3 | | | |
| 0- 3 | 0- 0 | 0- 0 | HOME | 0- 1 | 0- 0 | 0- 2 | | | |
| 1- 2 | 0- 0 | 0- 0 | AWAY | 0- 1 | 0- 0 | 1- 1 | | | |
| 0- 0 | 0- 0 | 0- 0 | NEUTRAL | 0- 0 | 0- 0 | 0- 0 | | | |

| RPI 1-25 | | | | RPI 26-50 | | | | RPI 51-100 | | | | RPI 101+ Team's RPI: 285 | | | | | |
|---------------------------|---|---------------|-------|-----------|-----|----------|----------------|------------|----|--------------|-------|--------------------------|-----|----------|-------------------|----|----|
| RPI | S | Opponent | Score | RPI | S | Opponent | Score | RPI | S | Opponent | Score | RPI | S | Opponent | Score | | |
| | | | | | | | | 77 | A | Jacksonville | 60 | 84 | 103 | A | Ole Miss | 49 | 76 |
| | | | | | | | | 81 | A | Belmont | 62 | 100 | 111 | H | Saint Louis | 38 | 83 |
| | | | | | | | | 89 | H | FGCU | 63 | 90 | 117 | A | Alabama | 35 | 82 |
| | | | | | | | | 91 | A | Western Ky. | 35 | 87 | 128 | A | Ball St. | 78 | 74 |
| | | | | | | | | | | | | | 162 | H | Stetson | 66 | 91 |
| | | | | | | | | | | | | | 200 | A | Morehead St. | 53 | 73 |
| | | | | | | | | | | | | | 207 | H | Princeton | 43 | 71 |
| | | | | | | | | | | | | | 238 | H | Tennessee St. | 71 | 77 |
| | | | | | | | | | | | | | 247 | A | Loyola Maryland | 30 | 74 |
| | | | | | | | | | | | | | 252 | A | Murray St. | 59 | 79 |
| | | | | | | | | | | | | | 262 | H | Tennessee Tech | 71 | 69 |
| | | | | | | | | | | | | | 286 | A | Southeast Mo. St. | 63 | 79 |
| | | | | | | | | | | | | | 289 | H | Charleston So. | 52 | 67 |
| | | | | | | | | | | | | | 291 | A | North Florida | 60 | 58 |
| | | | | | | | | | | | | | 301 | H | Kennesaw St. | 55 | 70 |
| | | | | | | | | | | | | | 304 | A | NJIT | 68 | 76 |
| LAST 12 Division I GAMES: | | | | | | | | | | | | | | | | | |
| 304 | A | NJIT | 68 | 76 | 207 | H | Princeton | 43 | 71 | | | | | | | | |
| 77 | A | Jacksonville | 60 | 84 | 111 | H | Saint Louis | 38 | 83 | | | | | | | | |
| 291 | A | North Florida | 60 | 58 | 262 | H | Tennessee Tech | 71 | 69 | | | | | | | | |
| 162 | H | Stetson | 66 | 91 | 128 | A | Ball St. | 78 | 74 | | | | | | | | |
| 89 | H | FGCU | 63 | 90 | 91 | A | Western Ky. | 35 | 87 | | | | | | | | |
| 301 | H | Kennesaw St. | 55 | 70 | 238 | H | Tennessee St. | 71 | 77 | | | | | | | | |

Non-Div I Games: Anderson (SC) 66 59

Lipscomb

■ Loss,
■ Non-Conf,
■ S Site,
■ H Home
■ A Away
N Neutral

Little Rock

Through Games Of Feb. 1, 2017

| | | | | | | | | | | |
|-------------------|----------|-----------|----------------|------------|-------------|---------------|------|------|-------|-----------|
| Average RPI Win: | 207 | WON-LOST | WINNING | LAST 10 | STRENGTH OF | OPP. STRENGTH | TEAM | ADJ. | CONF. | ADJ CONF. |
| Average RPI Loss: | 37 | RECORD | PCT. RANK | GAMES | SCHEDULE | OF SCHEDULE | RPI | RPI | RPI | RPI |
| DIV. I ONLY | 15- 6 | 58 | 0- 1 | 93 | 123 | 55 | 55 | 21 | 21 | |
| DIV. I NON-CONF. | 6- 6 | 165 | 0- 1 | 15 | 23 | 56 | 56 | 18 | 18 | |
| TOTALS | RPI 1-25 | RPI 26-50 | W-L RECORDS | RPI 51-100 | RPI 101-150 | RPI 150+ | | | | |
| 15- 6 | 0- 4 | 0- 1 | OVERALL | 0- 0 | 4- 1 | 11- 0 | | | | |
| 8- 2 | 0- 2 | 0- 0 | HOME | 0- 0 | 3- 0 | 5- 0 | | | | |
| 7- 4 | 0- 2 | 0- 1 | AWAY | 0- 0 | 1- 1 | 6- 0 | | | | |
| 0- 0 | 0- 0 | 0- 0 | NEUTRAL | 0- 0 | 0- 0 | 0- 0 | | | | |
| 6- 6 | 0- 4 | 0- 1 | NON-CONFERENCE | 0- 0 | 3- 1 | 3- 0 | | | | |
| 3- 2 | 0- 2 | 0- 0 | HOME | 0- 0 | 2- 0 | 1- 0 | | | | |
| 3- 4 | 0- 2 | 0- 1 | AWAY | 0- 0 | 1- 1 | 2- 0 | | | | |
| 0- 0 | 0- 0 | 0- 0 | NEUTRAL | 0- 0 | 0- 0 | 0- 0 | | | | |
| 9- 0 | 0- 0 | 0- 0 | CONFERENCE | 0- 0 | 1- 0 | 8- 0 | | | | |
| 5- 0 | 0- 0 | 0- 0 | HOME | 0- 0 | 1- 0 | 4- 0 | | | | |
| 4- 0 | 0- 0 | 0- 0 | AWAY | 0- 0 | 0- 0 | 4- 0 | | | | |
| 0- 0 | 0- 0 | 0- 0 | NEUTRAL | 0- 0 | 0- 0 | 0- 0 | | | | |

| RPI 1-25 | | | | RPI 26-50 | | | | RPI 51-100 | | | | RPI 101+ | | | |
|---------------------------|---|-----------------|-------|-----------|---|-----------------|-------|------------|---|----------|-------|----------|---|-----------------|-------|
| RPI | S | Opponent | Score | RPI | S | Opponent | Score | RPI | S | Opponent | Score | RPI | S | Opponent | Score |
| 4 | H | Mississippi St. | 44 58 | 30 | A | Green Bay | 31 57 | | | | | 105 | H | Troy | 77 74 |
| 19 | H | Texas A&M | 37 55 | | | | | | | | | 111 | H | Saint Louis | 56 43 |
| 22 | A | Oklahoma | 58 68 | | | | | | | | | 122 | A | Fordham | 43 65 |
| 25 | A | LSU | 49 69 | | | | | | | | | 137 | A | Tulsa | 63 58 |
| | | | | | | | | | | | | 145 | H | Oral Roberts | 56 50 |
| | | | | | | | | | | | | 160 | A | Missouri St. | 58 47 |
| | | | | | | | | | | | | 183 | A | Memphis | 54 44 |
| | | | | | | | | | | | | 190 | A | Appalachian St. | 77 69 |
| | | | | | | | | | | | | 195 | A | Louisiana | 82 64 |
| | | | | | | | | | | | | 195 | H | Louisiana | 64 60 |
| | | | | | | | | | | | | 220 | H | North Texas | 55 44 |
| | | | | | | | | | | | | 235 | A | Coastal Caro. | 74 66 |
| | | | | | | | | | | | | 254 | H | South Ala. | 71 54 |
| | | | | | | | | | | | | 324 | H | Arkansas St. | 73 59 |
| | | | | | | | | | | | | 329 | A | La.-Monroe | 92 47 |
| | | | | | | | | | | | | 329 | H | La.-Monroe | 78 34 |
| LAST 12 Division I GAMES: | | | | | | | | | | | | | | | |
| 122 | A | Fordham | 43 65 | 190 | A | Appalachian St. | 77 69 | | | | | | | | |
| 195 | A | Louisiana | 82 64 | 235 | A | Coastal Caro. | 74 66 | | | | | | | | |
| 329 | A | La.-Monroe | 92 47 | 329 | H | La.-Monroe | 78 34 | | | | | | | | |
| 254 | H | South Ala. | 71 54 | 195 | H | Louisiana | 64 60 | | | | | | | | |
| 105 | H | Troy | 77 74 | 25 | A | LSU | 49 69 | | | | | | | | |
| 324 | H | Arkansas St. | 73 59 | 137 | A | Tulsa | 63 58 | | | | | | | | |

Non-Div I Games:

Little Rock

Loss, Non-Conf, S Site, H Home A Away N Neutral

| | | | | | | | | | | |
|-------------------|----------|-----------|----------------|------------|-------------|---------------|------|------|-------|-----------|
| Average RPI Win: | 199 | WON-LOST | WINNING | LAST 10 | STRENGTH OF | OPP. STRENGTH | TEAM | ADJ. | CONF. | ADJ CONF. |
| Average RPI Loss: | 88 | RECORD | PCT. RANK | GAMES | SCHEDULE | OF SCHEDULE | RPI | RPI | RPI | RPI |
| DIV. I ONLY | 14- 7 | 91 | 7- 3 | 117 | 142 | 82 | 82 | 25 | 25 | |
| DIV. I NON-CONF. | 8- 6 | 141 | 2- 2 | 108 | 73 | 98 | 98 | 23 | 23 | |
| TOTALS | RPI 1-25 | RPI 26-50 | W-L RECORDS | RPI 51-100 | RPI 101-150 | RPI 150+ | | | | |
| 14- 7 | 1- 1 | 0- 2 | OVERALL | 0- 2 | 3- 1 | 10- 1 | | | | |
| 7- 1 | 0- 1 | 0- 0 | HOME | 0- 0 | 2- 0 | 5- 0 | | | | |
| 5- 3 | 0- 0 | 0- 0 | AWAY | 0- 1 | 1- 1 | 4- 1 | | | | |
| 2- 3 | 1- 0 | 0- 2 | NEUTRAL | 0- 1 | 0- 0 | 1- 0 | | | | |
| 8- 6 | 1- 1 | 0- 2 | NON-CONFERENCE | 0- 2 | 1- 1 | 6- 0 | | | | |
| 3- 1 | 0- 1 | 0- 0 | HOME | 0- 0 | 1- 0 | 2- 0 | | | | |
| 3- 2 | 0- 0 | 0- 0 | AWAY | 0- 1 | 0- 1 | 3- 0 | | | | |
| 2- 3 | 1- 0 | 0- 2 | NEUTRAL | 0- 1 | 0- 0 | 1- 0 | | | | |
| 6- 1 | 0- 0 | 0- 0 | CONFERENCE | 0- 0 | 2- 0 | 4- 1 | | | | |
| 4- 0 | 0- 0 | 0- 0 | HOME | 0- 0 | 1- 0 | 3- 0 | | | | |
| 2- 1 | 0- 0 | 0- 0 | AWAY | 0- 0 | 1- 0 | 1- 1 | | | | |
| 0- 0 | 0- 0 | 0- 0 | NEUTRAL | 0- 0 | 0- 0 | 0- 0 | | | | |

| RPI 1-25 | | | | RPI 26-50 | | | | RPI 51-100 | | | | Team's RPI: 82 | | RPI 101+ | | | |
|---------------------------|---|-------------------|-------|-----------|---|------------------|-------|------------|---|---------------------|-------|----------------|--|----------|---|-------------------|-------|
| RPI | S | Opponent | Score | RPI | S | Opponent | Score | RPI | S | Opponent | Score | | | RPI | S | Opponent | Score |
| 11 | H | Duke | 46 83 | 46 | N | Quinnipiac | 60 63 | 64 | N | Florida | 53 83 | | | 101 | A | UC Davis | 64 51 |
| 23 | N | South Fla. | 73 68 | 47 | N | Oklahoma St. | 57 63 | 71 | A | Southern California | 74 82 | | | 101 | H | UC Davis | 64 62 |
| | | | | | | | | | | | | | | 141 | A | San Francisco | 71 73 |
| | | | | | | | | | | | | | | 144 | H | Columbia | 73 60 |
| | | | | | | | | | | | | | | 170 | H | UC Riverside | 55 51 |
| | | | | | | | | | | | | | | 175 | H | Houston | 65 55 |
| | | | | | | | | | | | | | | 199 | H | Pacific | 66 58 |
| | | | | | | | | | | | | | | 204 | A | Loyola Marymount | 81 78 |
| | | | | | | | | | | | | | | 217 | H | Hawaii | 68 57 |
| | | | | | | | | | | | | | | 239 | A | UC Santa Barbara | 60 65 |
| | | | | | | | | | | | | | | 249 | H | Cal Poly | 83 80 |
| | | | | | | | | | | | | | | 273 | N | Boston U. | 61 48 |
| | | | | | | | | | | | | | | 284 | A | Nevada | 97 93 |
| | | | | | | | | | | | | | | 312 | A | Pepperdine | 44 41 |
| | | | | | | | | | | | | | | 339 | A | Cal St. Fullerton | 65 48 |
| LAST 12 Division I GAMES: | | | | | | | | | | | | | | | | | |
| 170 | H | UC Riverside | 55 51 | 217 | H | Hawaii | 68 57 | | | | | | | | | | |
| 339 | A | Cal St. Fullerton | 65 48 | 144 | H | Columbia | 73 60 | | | | | | | | | | |
| 101 | H | UC Davis | 64 62 | 46 | N | Quinnipiac | 60 63 | | | | | | | | | | |
| 239 | A | UC Santa Barbara | 60 65 | 47 | N | Oklahoma St. | 57 63 | | | | | | | | | | |
| 249 | H | Cal Poly | 83 80 | 23 | N | South Fla. | 73 68 | | | | | | | | | | |
| 101 | A | UC Davis | 64 51 | 204 | A | Loyola Marymount | 81 78 | | | | | | | | | | |

Non-Div I Games: Biola 76 48

Long Beach St.

■ Loss,
 ■ Non-Conf, S Site,
 ■ Home
 ■ Away
 N Neutral

| | | | | | | | | | | |
|-------------------|----------|-----------|----------------|------------|-------------|---------------|------|------|-------|-----------|
| Average RPI Win: | 340 | WON-LOST | WINNING | LAST 10 | STRENGTH OF | OPP. STRENGTH | TEAM | ADJ. | CONF. | ADJ CONF. |
| Average RPI Loss: | 206 | RECORD | PCT. RANK | GAMES | SCHEDULE | OF SCHEDULE | RPI | RPI | RPI | RPI |
| DIV. I ONLY | 2- 16 | 336 | 0- 9 | 274 | 333 | 335 | 335 | 28 | 28 | |
| DIV. I NON-CONF. | 2- 7 | 284 | 1- 1 | 191 | 328 | 278 | 278 | 28 | 28 | |
| TOTALS | RPI 1-25 | RPI 26-50 | W-L RECORDS | RPI 51-100 | RPI 101-150 | RPI 150+ | | | | |
| 2- 16 | 0- 1 | 0- 2 | OVERALL | 0- 1 | 0- 1 | 2- 11 | | | | |
| 1- 6 | 0- 0 | 0- 0 | HOME | 0- 0 | 0- 0 | 1- 6 | | | | |
| 1- 10 | 0- 0 | 0- 1 | AWAY | 0- 0 | 0- 1 | 1- 1 | | | | |
| 0- 0 | 0- 0 | 0- 0 | NEUTRAL | 0- 0 | 0- 0 | 0- 0 | | | | |
| 2- 7 | 0- 1 | 0- 2 | NON-CONFERENCE | 0- 1 | 0- 0 | 2- 3 | | | | |
| 1- 1 | 0- 0 | 0- 0 | HOME | 0- 0 | 0- 0 | 1- 1 | | | | |
| 1- 6 | 0- 1 | 0- 2 | AWAY | 0- 1 | 0- 0 | 1- 2 | | | | |
| 0- 0 | 0- 0 | 0- 0 | NEUTRAL | 0- 0 | 0- 0 | 0- 0 | | | | |
| 0- 9 | 0- 0 | 0- 0 | CONFERENCE | 0- 0 | 0- 1 | 0- 8 | | | | |
| 0- 5 | 0- 0 | 0- 0 | HOME | 0- 0 | 0- 0 | 0- 5 | | | | |
| 0- 4 | 0- 0 | 0- 0 | AWAY | 0- 0 | 0- 1 | 0- 3 | | | | |
| 0- 0 | 0- 0 | 0- 0 | NEUTRAL | 0- 0 | 0- 0 | 0- 0 | | | | |

| RPI 1-25 | | | | RPI 26-50 | | | | RPI 51-100 | | | | RPI 101+ Team's RPI: 335 | | | |
|---------------------------|---|----------------|--------|-----------|---|---------------|--------|------------|---|-----------|-------|--------------------------|---|---------------------|-------|
| RPI | S | Opponent | Score | RPI | S | Opponent | Score | RPI | S | Opponent | Score | RPI | S | Opponent | Score |
| 11 | A | Duke | 48 105 | 40 | A | Marquette | 37 87 | 78 | A | Charlotte | 41 66 | 121 | A | Radford | 55 73 |
| | | | | 50 | A | West Virginia | 40 107 | | | | | 208 | H | UNC Asheville | 53 80 |
| | | | | | | | | | | | | 223 | A | Marshall | 50 70 |
| | | | | | | | | | | | | 228 | H | Campbell | 54 66 |
| | | | | | | | | | | | | 242 | A | Presbyterian | 55 65 |
| | | | | | | | | | | | | 269 | H | Norfolk St. | 56 85 |
| | | | | | | | | | | | | 277 | A | Liberty | 47 92 |
| | | | | | | | | | | | | 278 | H | Gardner-Webb | 43 77 |
| | | | | | | | | | | | | 289 | H | Charleston So. | 47 62 |
| | | | | | | | | | | | | 311 | H | High Point | 49 80 |
| | | | | | | | | | | | | 326 | A | Winthrop | 72 78 |
| | | | | | | | | | | | | 337 | A | UMass Lowell | 72 59 |
| | | | | | | | | | | | | 342 | H | Delaware St. | 88 77 |
| | | | | | | | | | | | | 343 | A | Fairleigh Dickinson | 59 75 |
| LAST 12 Division I GAMES: | | | | | | | | | | | | | | | |
| 311 | H | High Point | 49 80 | 278 | H | Gardner-Webb | 43 77 | | | | | | | | |
| 289 | H | Charleston So. | 47 62 | 208 | H | UNC Asheville | 53 80 | | | | | | | | |
| 326 | A | Winthrop | 72 78 | 242 | A | Presbyterian | 55 65 | | | | | | | | |
| 228 | H | Campbell | 54 66 | 342 | H | Delaware St. | 88 77 | | | | | | | | |
| 277 | A | Liberty | 47 92 | 223 | A | Marshall | 50 70 | | | | | | | | |
| 121 | A | Radford | 55 73 | 50 | A | West Virginia | 40 107 | | | | | | | | |

Non-Div I Games: West Va. Tech 58 76 Milligan 71 47

Longwood

Loss, Non-Conf, S Site, H Home A Away N Neutral

| Average RPI Win: | 285 | WON-LOST | WINNING | LAST 10 | STRENGTH OF | OPP. STRENGTH | TEAM | ADJ. | CONF. | ADJ CONF. |
|-------------------|----------|-----------|----------------|------------|-------------|---------------|------|------|-------|-----------|
| Average RPI Loss: | 95 | RECORD | PCT. RANK | GAMES | SCHEDULE | OF SCHEDULE | RPI | RPI | RPI | RPI |
| DIV. I ONLY | 9- 7 | 140 | 6- 4 | 258 | 210 | 195 | 195 | 21 | 21 | |
| DIV. I NON-CONF. | 4- 3 | 141 | 2- 1 | 246 | 178 | 182 | 182 | 18 | 18 | |
| TOTALS | RPI 1-25 | RPI 26-50 | W-L RECORDS | RPI 51-100 | RPI 101-150 | RPI 150+ | | | | |
| 9- 7 | 0- 1 | 0- 1 | OVERALL | 0- 2 | 0- 1 | 9- 2 | | | | |
| 6- 2 | 0- 0 | 0- 0 | HOME | 0- 1 | 0- 0 | 6- 1 | | | | |
| 2- 4 | 0- 0 | 0- 0 | AWAY | 0- 1 | 0- 1 | 2- 0 | | | | |
| 1- 1 | 0- 1 | 0- 0 | NEUTRAL | 0- 0 | 0- 0 | 1- 0 | | | | |
| 4- 3 | 0- 1 | 0- 0 | NON-CONFERENCE | 0- 0 | 0- 1 | 4- 1 | | | | |
| 2- 1 | 0- 0 | 0- 0 | HOME | 0- 0 | 0- 0 | 2- 1 | | | | |
| 1- 1 | 0- 0 | 0- 0 | AWAY | 0- 0 | 0- 1 | 1- 0 | | | | |
| 1- 1 | 0- 1 | 0- 0 | NEUTRAL | 0- 0 | 0- 0 | 1- 0 | | | | |
| 5- 4 | 0- 0 | 0- 1 | CONFERENCE | 0- 2 | 0- 0 | 5- 1 | | | | |
| 4- 1 | 0- 0 | 0- 0 | HOME | 0- 1 | 0- 0 | 4- 0 | | | | |
| 1- 3 | 0- 0 | 0- 1 | AWAY | 0- 1 | 0- 0 | 1- 1 | | | | |
| 0- 0 | 0- 0 | 0- 0 | NEUTRAL | 0- 0 | 0- 0 | 0- 0 | | | | |

| RPI S | Opponent | Score | RPI S | Opponent | Score | RPI S | Opponent | Score | RPI S | Opponent | Score | Team's RPI: 195 |
|---------------------------|--------------|-------|-------|------------------|-------|-------|-------------|-------|-------|-------------------|-------|-----------------|
| 2 N | Notre Dame | 51 91 | 45 A | UT Arlington | 66 79 | 55 A | Little Rock | 60 64 | 130 A | Southern Miss. | 49 71 | |
| | | | | | | 55 H | Little Rock | 64 82 | 168 H | Louisiana Tech | 80 72 | |
| | | | | | | | | | 175 H | Houston | 64 69 | |
| | | | | | | | | | 205 A | Texas St. | 40 62 | |
| | | | | | | | | | 263 H | Georgia St. | 72 65 | |
| | | | | | | | | | 265 H | Ga. Southern | 79 52 | |
| | | | | | | | | | 271 A | McNeese | 77 70 | |
| | | | | | | | | | 286 N | Southeast Mo. St. | 82 78 | |
| | | | | | | | | | 324 A | Arkansas St. | 80 72 | |
| | | | | | | | | | 324 H | Arkansas St. | 72 60 | |
| | | | | | | | | | 329 H | La.-Monroe | 67 57 | |
| | | | | | | | | | 338 H | Southeastern La. | 86 77 | |
| LAST 12 Division I GAMES: | | | | | | | | | | | | |
| 55 H | Little Rock | 64 82 | 329 H | La.-Monroe | 67 57 | | | | | | | |
| 324 H | Arkansas St. | 72 60 | 324 A | Arkansas St. | 80 72 | | | | | | | |
| 205 A | Texas St. | 40 62 | 55 A | Little Rock | 60 64 | | | | | | | |
| 45 A | UT Arlington | 66 79 | 168 H | Louisiana Tech | 80 72 | | | | | | | |
| 265 H | Ga. Southern | 79 52 | 338 H | Southeastern La. | 86 77 | | | | | | | |
| 263 H | Georgia St. | 72 65 | 175 H | Houston | 64 69 | | | | | | | |

Non-Div I Games: Xavier (LA) 74 55 Southern-N.O. 87 57

Louisiana

Loss, Non-Conf, S Site, H Home A Away N Neutral

| | | | | | | | | | | |
|-------------------|----------|-----------|----------------|------------|-------------|---------------|------|------|-------|-----------|
| Average RPI Win: | 216 | WON-LOST | WINNING | LAST 10 | STRENGTH OF | OPP. STRENGTH | TEAM | ADJ. | CONF. | ADJ CONF. |
| Average RPI Loss: | 129 | RECORD | PCT. RANK | GAMES | SCHEDULE | OF SCHEDULE | RPI | RPI | RPI | RPI |
| DIV. I ONLY | 9- 10 | 190 | 5- 5 | 142 | 144 | 168 | 168 | 15 | 15 | |
| DIV. I NON-CONF. | 4- 6 | 209 | 0- 3 | 166 | 211 | 201 | 201 | 16 | 16 | |
| TOTALS | RPI 1-25 | RPI 26-50 | W-L RECORDS | RPI 51-100 | RPI 101-150 | RPI 150+ | | | | |
| 9- 10 | 0- 2 | 0- 0 | OVERALL | 1- 2 | 1- 3 | 7- 3 | | | | |
| 5- 5 | 0- 2 | 0- 0 | HOME | 1- 2 | 1- 1 | 3- 0 | | | | |
| 4- 5 | 0- 0 | 0- 0 | AWAY | 0- 0 | 0- 2 | 4- 3 | | | | |
| 0- 0 | 0- 0 | 0- 0 | NEUTRAL | 0- 0 | 0- 0 | 0- 0 | | | | |
| 4- 6 | 0- 2 | 0- 0 | NON-CONFERENCE | 0- 1 | 0- 1 | 4- 2 | | | | |
| 2- 3 | 0- 2 | 0- 0 | HOME | 0- 1 | 0- 0 | 2- 0 | | | | |
| 2- 3 | 0- 0 | 0- 0 | AWAY | 0- 0 | 0- 1 | 2- 2 | | | | |
| 0- 0 | 0- 0 | 0- 0 | NEUTRAL | 0- 0 | 0- 0 | 0- 0 | | | | |
| 5- 4 | 0- 0 | 0- 0 | CONFERENCE | 1- 1 | 1- 2 | 3- 1 | | | | |
| 3- 2 | 0- 0 | 0- 0 | HOME | 1- 1 | 1- 1 | 1- 0 | | | | |
| 2- 2 | 0- 0 | 0- 0 | AWAY | 0- 0 | 0- 1 | 2- 1 | | | | |
| 0- 0 | 0- 0 | 0- 0 | NEUTRAL | 0- 0 | 0- 0 | 0- 0 | | | | |

| RPI 1-25 | | | | RPI 26-50 | | | | RPI 51-100 | | | | RPI 101+ Team's RPI: 168 | | | |
|---------------------------|---|--------------|-------|-----------|---|----------------|-------|------------|---|--------------|-------|--------------------------|---|----------------|-------|
| RPI | S | Opponent | Score | RPI | S | Opponent | Score | RPI | S | Opponent | Score | RPI | S | Opponent | Score |
| 21 | H | Auburn | 66 76 | | | | | 78 | H | Charlotte | 80 54 | 124 | A | Clemson | 67 78 |
| 25 | H | LSU | 73 77 | | | | | 88 | H | Middle Tenn. | 65 79 | 130 | H | Southern Miss. | 72 61 |
| | | | | | | | | 90 | H | SFA | 58 60 | 131 | H | Old Dominion | 64 69 |
| | | | | | | | | | | | | 148 | A | UTSA | 61 63 |
| | | | | | | | | | | | | 153 | A | Rice | 70 67 |
| | | | | | | | | | | | | 183 | A | Memphis | 54 56 |
| | | | | | | | | | | | | 189 | H | UAB | 64 63 |
| | | | | | | | | | | | | 195 | A | Louisiana | 72 80 |
| | | | | | | | | | | | | 220 | A | North Texas | 72 65 |
| | | | | | | | | | | | | 266 | H | Grambling | 69 55 |
| | | | | | | | | | | | | 271 | A | McNeese | 66 56 |
| | | | | | | | | | | | | 282 | A | UTEP | 62 69 |
| | | | | | | | | | | | | 307 | H | Nicholls St. | 68 52 |
| | | | | | | | | | | | | 329 | A | La.-Monroe | 73 53 |
| LAST 12 Division I GAMES: | | | | | | | | | | | | | | | |
| 88 | H | Middle Tenn. | 65 79 | 148 | A | UTSA | 61 63 | | | | | | | | |
| 189 | H | UAB | 64 63 | 282 | A | UTEP | 62 69 | | | | | | | | |
| 220 | A | North Texas | 72 65 | 130 | H | Southern Miss. | 72 61 | | | | | | | | |
| 153 | A | Rice | 70 67 | 195 | A | Louisiana | 72 80 | | | | | | | | |
| 131 | H | Old Dominion | 64 69 | 183 | A | Memphis | 54 56 | | | | | | | | |
| 78 | H | Charlotte | 80 54 | 21 | H | Auburn | 66 76 | | | | | | | | |

Non-Div I Games: LSU-Alexandria 103 63

Louisiana Tech

■ Loss,
 ■ Non-Conf, S Site,
 ■ Home
 ■ Away
 N Neutral

Louisville

Through Games Of Feb. 1, 2017

| Average RPI Win: | 121 | WON-LOST | WINNING | LAST 10 | STRENGTH OF | OPP. STRENGTH | TEAM | ADJ. | CONF. | ADJ CONF. |
|-------------------|----------|-----------|----------------|------------|-------------|---------------|------|------|-------|-----------|
| Average RPI Loss: | 10 | RECORD | PCT. RANK | GAMES | SCHEDULE | OF SCHEDULE | RPI | RPI | RPI | RPI |
| DIV. I ONLY | 20- 4 | 16 | 8- 2 | 15 | 23 | 13 | 13 | 3 | 3 | |
| DIV. I NON-CONF. | 13- 2 | 22 | 3- 0 | 46 | 33 | 15 | 15 | 4 | 4 | |
| TOTALS | RPI 1-25 | RPI 26-50 | W-L RECORDS | RPI 51-100 | RPI 101-150 | RPI 150+ | | | | |
| 20- 4 | 3- 4 | 2- 0 | OVERALL | 5- 0 | 5- 0 | 5- 0 | | | | |
| 13- 1 | 2- 1 | 2- 0 | HOME | 3- 0 | 2- 0 | 4- 0 | | | | |
| 7- 2 | 1- 2 | 0- 0 | AWAY | 2- 0 | 3- 0 | 1- 0 | | | | |
| 0- 1 | 0- 1 | 0- 0 | NEUTRAL | 0- 0 | 0- 0 | 0- 0 | | | | |
| 13- 2 | 2- 2 | 1- 0 | NON-CONFERENCE | 3- 0 | 2- 0 | 5- 0 | | | | |
| 9- 1 | 1- 1 | 1- 0 | HOME | 2- 0 | 1- 0 | 4- 0 | | | | |
| 4- 0 | 1- 0 | 0- 0 | AWAY | 1- 0 | 1- 0 | 1- 0 | | | | |
| 0- 1 | 0- 1 | 0- 0 | NEUTRAL | 0- 0 | 0- 0 | 0- 0 | | | | |
| 7- 2 | 1- 2 | 1- 0 | CONFERENCE | 2- 0 | 3- 0 | 0- 0 | | | | |
| 4- 0 | 1- 0 | 1- 0 | HOME | 1- 0 | 1- 0 | 0- 0 | | | | |
| 3- 2 | 0- 2 | 0- 0 | AWAY | 1- 0 | 2- 0 | 0- 0 | | | | |
| 0- 0 | 0- 0 | 0- 0 | NEUTRAL | 0- 0 | 0- 0 | 0- 0 | | | | |

| RPI S | Opponent | Score | RPI S | Opponent | Score | RPI S | Opponent | Score | RPI S | Opponent | Score |
|---------------------------|----------------|-------|-------|------------------|-------|-------|--------------|-------|-------|--------------------|--------|
| 3 N | South Carolina | 59 83 | 36 H | Syracuse | 91 76 | 53 H | Georgia Tech | 91 51 | 102 H | Chattanooga | 63 47 |
| 6 A | Florida St. | 65 72 | 38 H | South Dakota St. | 83 30 | 69 A | Virginia | 86 81 | 107 A | Vanderbilt | 78 66 |
| 11 A | Duke | 55 58 | | | | 81 H | Belmont | 73 50 | 124 A | Clemson | 60 46 |
| 15 H | Kentucky | 69 67 | | | | 88 A | Middle Tenn. | 91 72 | 126 A | Pittsburgh | 63 48 |
| 18 H | Maryland | 72 78 | | | | 91 H | Western Ky. | 68 61 | 126 H | Pittsburgh | 73 52 |
| 23 A | South Fla. | 66 52 | | | | | | | 194 H | Col. of Charleston | 86 58 |
| 24 H | Miami (FL) | 63 59 | | | | | | | 255 H | Bowling Green | 83 58 |
| | | | | | | | | | 270 A | UT Martin | 100 57 |
| | | | | | | | | | 279 H | Evansville | 89 47 |
| | | | | | | | | | 323 H | Lafayette | 92 48 |
| LAST 12 Division I GAMES: | | | | | | | | | | | |
| 126 A | Pittsburgh | 63 48 | 126 H | Pittsburgh | 73 52 | | | | | | |
| 124 A | Clemson | 60 46 | 69 A | Virginia | 86 81 | | | | | | |
| 23 A | South Fla. | 66 52 | 11 A | Duke | 55 58 | | | | | | |
| 53 H | Georgia Tech | 91 51 | 36 H | Syracuse | 91 76 | | | | | | |
| 24 H | Miami (FL) | 63 59 | 107 A | Vanderbilt | 78 66 | | | | | | |
| 6 A | Florida St. | 65 72 | 279 H | Evansville | 89 47 | | | | | | |

Non-Div I Games:

Louisville

■ Loss,
■ Non-Conf, S Site,
■ Home
■ Away
N Neutral

| | | | | | | | | | | |
|-------------------|----------|-----------|----------------|------------|-------------|---------------|------|------|-------|-----------|
| Average RPI Win: | 321 | WON-LOST | WINNING | LAST 10 | STRENGTH OF | OPP. STRENGTH | TEAM | ADJ. | CONF. | ADJ CONF. |
| Average RPI Loss: | 131 | RECORD | PCT. RANK | GAMES | SCHEDULE | OF SCHEDULE | RPI | RPI | RPI | RPI |
| DIV. I ONLY | 2- 18 | 338 | 1- 9 | 88 | 186 | 302 | 302 | 16 | 16 | |
| DIV. I NON-CONF. | 1- 10 | 325 | 1- 2 | 29 | 193 | 250 | 250 | 14 | 14 | |
| TOTALS | RPI 1-25 | RPI 26-50 | W-L RECORDS | RPI 51-100 | RPI 101-150 | RPI 150+ | | | | |
| 2- 18 | 0- 2 | 0- 1 | OVERALL | 0- 3 | 0- 4 | 2- 8 | | | | |
| 2- 7 | 0- 1 | 0- 0 | HOME | 0- 1 | 0- 0 | 2- 5 | | | | |
| 0- 9 | 0- 1 | 0- 1 | AWAY | 0- 2 | 0- 2 | 0- 3 | | | | |
| 0- 2 | 0- 0 | 0- 0 | NEUTRAL | 0- 0 | 0- 2 | 0- 0 | | | | |
| 1- 10 | 0- 2 | 0- 0 | NON-CONFERENCE | 0- 2 | 0- 4 | 1- 2 | | | | |
| 1- 3 | 0- 1 | 0- 0 | HOME | 0- 1 | 0- 0 | 1- 1 | | | | |
| 0- 5 | 0- 1 | 0- 0 | AWAY | 0- 1 | 0- 2 | 0- 1 | | | | |
| 0- 2 | 0- 0 | 0- 0 | NEUTRAL | 0- 0 | 0- 2 | 0- 0 | | | | |
| 1- 8 | 0- 0 | 0- 1 | CONFERENCE | 0- 1 | 0- 0 | 1- 6 | | | | |
| 1- 4 | 0- 0 | 0- 0 | HOME | 0- 0 | 0- 0 | 1- 4 | | | | |
| 0- 4 | 0- 0 | 0- 1 | AWAY | 0- 1 | 0- 0 | 0- 2 | | | | |
| 0- 0 | 0- 0 | 0- 0 | NEUTRAL | 0- 0 | 0- 0 | 0- 0 | | | | |

| RPI 1-25 | | | | RPI 26-50 | | | | RPI 51-100 | | | | RPI 101+ Team's RPI: 302 | | | |
|---------------------------|---|--------------|--------|-----------|---|------------------|--------|------------|---|---------------|-------|--------------------------|---|------------------|-------|
| RPI | S | Opponent | Score | RPI | S | Opponent | Score | RPI | S | Opponent | Score | RPI | S | Opponent | Score |
| 17 | H | DePaul | 46 107 | 34 | A | Drake | 46 89 | 58 | A | UNI | 30 68 | 105 | N | Troy | 67 91 |
| 24 | A | Miami (FL) | 43 81 | | | | | 83 | A | Central Mich. | 57 95 | 124 | N | Clemson | 40 61 |
| | | | | | | | | 86 | H | Northern Ill. | 70 90 | 126 | A | Pittsburgh | 35 59 |
| | | | | | | | | | | | | 146 | A | Lamar University | 50 76 |
| | | | | | | | | | | | | 160 | H | Missouri St. | 32 60 |
| | | | | | | | | | | | | 161 | H | Milwaukee | 46 73 |
| | | | | | | | | | | | | 167 | A | Western Mich. | 53 65 |
| | | | | | | | | | | | | 171 | H | Wichita St. | 64 83 |
| | | | | | | | | | | | | 187 | H | Indiana St. | 38 48 |
| | | | | | | | | | | | | 198 | A | Southern Ill. | 57 73 |
| | | | | | | | | | | | | 234 | H | Bradley | 53 60 |
| | | | | | | | | | | | | 279 | A | Evansville | 36 67 |
| | | | | | | | | | | | | 314 | H | Illinois St. | 64 61 |
| | | | | | | | | | | | | 328 | H | Chicago St. | 59 54 |
| LAST 12 Division I GAMES: | | | | | | | | | | | | | | | |
| 171 | H | Wichita St. | 64 83 | 314 | H | Illinois St. | 64 61 | | | | | | | | |
| 160 | H | Missouri St. | 32 60 | 279 | A | Evansville | 36 67 | | | | | | | | |
| 58 | A | UNI | 30 68 | 198 | A | Southern Ill. | 57 73 | | | | | | | | |
| 34 | A | Drake | 46 89 | 146 | A | Lamar University | 50 76 | | | | | | | | |
| 187 | H | Indiana St. | 38 48 | 17 | H | DePaul | 46 107 | | | | | | | | |
| 234 | H | Bradley | 53 60 | 328 | H | Chicago St. | 59 54 | | | | | | | | |

Non-Div I Games:

Loyola Chicago

■ Loss,
■ Non-Conf,
■ S Site,
■ H Home
■ A Away
N Neutral

Loyola Maryland

Through Games Of Feb. 1, 2017

| | | | | | | | | | | |
|-------------------|----------|-----------|----------------|------------|-------------|---------------|------|------|-------|-----------|
| Average RPI Win: | 285 | WON-LOST | WINNING | LAST 10 | STRENGTH OF | OPP. STRENGTH | TEAM | ADJ. | CONF. | ADJ CONF. |
| Average RPI Loss: | 138 | RECORD | PCT. RANK | GAMES | SCHEDULE | OF SCHEDULE | RPI | RPI | RPI | RPI |
| DIV. I ONLY | 9- 12 | 214 | 5- 5 | 239 | 243 | 247 | 247 | 24 | 24 | |
| DIV. I NON-CONF. | 4- 7 | 224 | 0- 2 | 161 | 216 | 229 | 229 | 25 | 25 | |
| TOTALS | RPI 1-25 | RPI 26-50 | W-L RECORDS | RPI 51-100 | RPI 101-150 | RPI 150+ | | | | |
| 9- 12 | 0- 1 | 0- 1 | OVERALL | 0- 2 | 0- 4 | 9- 4 | | | | |
| 7- 5 | 0- 1 | 0- 1 | HOME | 0- 0 | 0- 2 | 7- 1 | | | | |
| 2- 7 | 0- 0 | 0- 0 | AWAY | 0- 2 | 0- 2 | 2- 3 | | | | |
| 0- 0 | 0- 0 | 0- 0 | NEUTRAL | 0- 0 | 0- 0 | 0- 0 | | | | |
| 4- 7 | 0- 1 | 0- 0 | NON-CONFERENCE | 0- 2 | 0- 3 | 4- 1 | | | | |
| 3- 3 | 0- 1 | 0- 0 | HOME | 0- 0 | 0- 2 | 3- 0 | | | | |
| 1- 4 | 0- 0 | 0- 0 | AWAY | 0- 2 | 0- 1 | 1- 1 | | | | |
| 0- 0 | 0- 0 | 0- 0 | NEUTRAL | 0- 0 | 0- 0 | 0- 0 | | | | |
| 5- 5 | 0- 0 | 0- 1 | CONFERENCE | 0- 0 | 0- 1 | 5- 3 | | | | |
| 4- 2 | 0- 0 | 0- 1 | HOME | 0- 0 | 0- 0 | 4- 1 | | | | |
| 1- 3 | 0- 0 | 0- 0 | AWAY | 0- 0 | 0- 1 | 1- 2 | | | | |
| 0- 0 | 0- 0 | 0- 0 | NEUTRAL | 0- 0 | 0- 0 | 0- 0 | | | | |

| RPI 1-25 | | | | RPI 26-50 | | | | RPI 51-100 | | | | RPI 101+ Team's RPI: 247 | | | |
|---------------------------|---|-----------|-------|-----------|---|-------------------|-------|------------|---|-------------------|-------|--------------------------|---|----------------------|-------|
| RPI | S | Opponent | Score | RPI | S | Opponent | Score | RPI | S | Opponent | Score | RPI | S | Opponent | Score |
| 18 | H | Maryland | 60 79 | 48 | H | Bucknell | 66 72 | 70 | A | George Washington | 64 74 | 104 | A | Navy | 51 77 |
| | | | | | | | | 84 | A | Cornell | 50 58 | 110 | H | Delaware | 45 47 |
| | | | | | | | | | | | | 126 | A | Pittsburgh | 44 74 |
| | | | | | | | | | | | | 144 | H | Columbia | 53 65 |
| | | | | | | | | | | | | 166 | H | Army West Point | 71 62 |
| | | | | | | | | | | | | 181 | H | American | 45 60 |
| | | | | | | | | | | | | 186 | A | Fairfield | 57 58 |
| | | | | | | | | | | | | 250 | A | UMBC | 70 65 |
| | | | | | | | | | | | | 267 | H | Colgate | 87 77 |
| | | | | | | | | | | | | 273 | A | Boston U. | 58 61 |
| | | | | | | | | | | | | 285 | H | Lipscomb | 74 30 |
| | | | | | | | | | | | | 308 | A | Lehigh | 69 86 |
| | | | | | | | | | | | | 308 | H | Lehigh | 62 58 |
| | | | | | | | | | | | | 320 | H | St. Francis Brooklyn | 69 60 |
| | | | | | | | | | | | | 323 | A | Lafayette | 60 55 |
| | | | | | | | | | | | | 323 | H | Lafayette | 75 47 |
| | | | | | | | | | | | | 325 | H | Mt. St. Mary's | 58 53 |
| LAST 12 Division I GAMES: | | | | | | | | | | | | | | | |
| 308 | A | Lehigh | 69 86 | 166 | H | Army West Point | 71 62 | | | | | | | | |
| 323 | H | Lafayette | 75 47 | 308 | H | Lehigh | 62 58 | | | | | | | | |
| 267 | H | Colgate | 87 77 | 323 | A | Lafayette | 60 55 | | | | | | | | |
| 48 | H | Bucknell | 66 72 | 181 | H | American | 45 60 | | | | | | | | |
| 273 | A | Boston U. | 58 61 | 70 | A | George Washington | 64 74 | | | | | | | | |
| 104 | A | Navy | 51 77 | 18 | H | Maryland | 60 79 | | | | | | | | |

Non-Div I Games:

Loyola Maryland

Loss, Non-Conf, S Site, H Home A Away N Neutral

| | | | | | | | | | | |
|-------------------|----------|-----------|----------------|------------|-------------|---------------|------|------|-------|-----------|
| Average RPI Win: | 238 | WON-LOST | WINNING | LAST 10 | STRENGTH OF | OPP. STRENGTH | TEAM | ADJ. | CONF. | ADJ CONF. |
| Average RPI Loss: | 112 | RECORD | PCT. RANK | GAMES | SCHEDULE | OF SCHEDULE | RPI | RPI | RPI | RPI |
| DIV. I ONLY | 10- 11 | 182 | 5- 5 | 221 | 141 | 204 | 204 | 14 | 14 | |
| DIV. I NON-CONF. | 5- 6 | 186 | 0- 2 | 225 | 200 | 208 | 208 | 12 | 12 | |
| TOTALS | RPI 1-25 | RPI 26-50 | W-L RECORDS | RPI 51-100 | RPI 101-150 | RPI 150+ | | | | |
| 10- 11 | 0- 0 | 0- 1 | OVERALL | 1- 5 | 1- 3 | 8- 2 | | | | |
| 6- 5 | 0- 0 | 0- 0 | HOME | 1- 3 | 1- 1 | 4- 1 | | | | |
| 4- 6 | 0- 0 | 0- 1 | AWAY | 0- 0 | 0- 1 | 4- 0 | | | | |
| 0- 0 | 0- 0 | 0- 0 | NEUTRAL | 0- 0 | 0- 0 | 0- 0 | | | | |
| 5- 6 | 0- 0 | 0- 1 | NON-CONFERENCE | 0- 3 | 0- 1 | 5- 1 | | | | |
| 2- 4 | 0- 0 | 0- 0 | HOME | 0- 2 | 0- 1 | 2- 1 | | | | |
| 3- 2 | 0- 0 | 0- 1 | AWAY | 0- 1 | 0- 0 | 3- 0 | | | | |
| 0- 0 | 0- 0 | 0- 0 | NEUTRAL | 0- 0 | 0- 0 | 0- 0 | | | | |
| 5- 5 | 0- 0 | 0- 0 | CONFERENCE | 1- 2 | 1- 2 | 3- 1 | | | | |
| 4- 1 | 0- 0 | 0- 0 | HOME | 1- 1 | 1- 0 | 2- 0 | | | | |
| 1- 4 | 0- 0 | 0- 0 | AWAY | 0- 1 | 0- 2 | 1- 1 | | | | |
| 0- 0 | 0- 0 | 0- 0 | NEUTRAL | 0- 0 | 0- 0 | 0- 0 | | | | |

| RPI 1-25 | | | | RPI 26-50 | | | | RPI 51-100 | | | | RPI 101+ | | | | Team's RPI: 204 | |
|---------------------------|---|----------|-------|-----------|---|--------------|-------|------------|---|-----------------|-------|----------|---|-------------------|-------|-----------------|--|
| RPI | S | Opponent | Score | RPI | S | Opponent | Score | RPI | S | Opponent | Score | RPI | S | Opponent | Score | | |
| | | | | 47 | A | Oklahoma St. | 58 66 | 60 | A | Washington St. | 45 92 | 111 | H | Saint Louis | 76 90 | | |
| | | | | | | | | 81 | H | Belmont | 72 79 | 125 | A | St. Mary's (CA) | 59 74 | | |
| | | | | | | | | 82 | H | Long Beach St. | 78 81 | 142 | A | Santa Clara | 64 71 | | |
| | | | | | | | | 97 | H | Gonzaga | 56 80 | 142 | H | Santa Clara | 61 50 | | |
| | | | | | | | | 100 | A | BYU | 59 76 | 170 | H | UC Riverside | 72 75 | | |
| | | | | | | | | 100 | H | BYU | 77 74 | 199 | A | Pacific | 65 52 | | |
| | | | | | | | | | | | | 215 | A | San Diego | 58 61 | | |
| | | | | | | | | | | | | 229 | A | San Diego St. | 60 53 | | |
| | | | | | | | | | | | | 230 | A | Seattle U | 62 59 | | |
| | | | | | | | | | | | | 239 | H | UC Santa Barbara | 57 55 | | |
| | | | | | | | | | | | | 264 | H | Portland | 69 54 | | |
| | | | | | | | | | | | | 312 | H | Pepperdine | 72 60 | | |
| | | | | | | | | | | | | 327 | H | UC Irvine | 58 39 | | |
| | | | | | | | | | | | | 339 | A | Cal St. Fullerton | 77 62 | | |
| LAST 12 Division I GAMES: | | | | | | | | | | | | | | | | | |
| | | | | 100 | H | BYU | 77 74 | 142 | A | Santa Clara | 64 71 | | | | | | |
| | | | | 199 | A | Pacific | 65 52 | 312 | H | Pepperdine | 72 60 | | | | | | |
| | | | | 142 | H | Santa Clara | 61 50 | 100 | A | BYU | 59 76 | | | | | | |
| | | | | 215 | A | San Diego | 58 61 | 125 | A | St. Mary's (CA) | 59 74 | | | | | | |
| | | | | 264 | H | Portland | 69 54 | 170 | H | UC Riverside | 72 75 | | | | | | |
| | | | | 97 | H | Gonzaga | 56 80 | 82 | H | Long Beach St. | 78 81 | | | | | | |

Non-Div I Games:

Loyola Marymount

■ Loss,
 ■ Non-Conf,
 ■ S Site,
 ■ H Home
 ■ A Away
 N Neutral

| | | | | | | | | | | |
|-------------------|----------|-----------|----------------|------------|-------------|---------------|------|------|-------|-----------|
| Average RPI Win: | 208 | WON-LOST | WINNING | LAST 10 | STRENGTH OF | OPP. STRENGTH | TEAM | ADJ. | CONF. | ADJ CONF. |
| Average RPI Loss: | 110 | RECORD | PCT. RANK | GAMES | SCHEDULE | OF SCHEDULE | RPI | RPI | RPI | RPI |
| DIV. I ONLY | 12- 12 | 166 | 5- 5 | 102 | 115 | 119 | 119 | 19 | 19 | |
| DIV. I NON-CONF. | 7- 8 | 181 | 0- 3 | 40 | 40 | 87 | 87 | 21 | 21 | |
| TOTALS | RPI 1-25 | RPI 26-50 | W-L RECORDS | RPI 51-100 | RPI 101-150 | RPI 150+ | | | | |
| 12- 12 | 0- 4 | 0- 1 | OVERALL | 1- 1 | 2- 2 | 9- 4 | | | | |
| 7- 1 | 0- 1 | 0- 0 | HOME | 1- 0 | 1- 0 | 5- 0 | | | | |
| 2- 10 | 0- 3 | 0- 1 | AWAY | 0- 1 | 0- 1 | 2- 4 | | | | |
| 3- 1 | 0- 0 | 0- 0 | NEUTRAL | 0- 0 | 1- 1 | 2- 0 | | | | |
| 7- 8 | 0- 4 | 0- 1 | NON-CONFERENCE | 1- 0 | 1- 2 | 5- 1 | | | | |
| 3- 1 | 0- 1 | 0- 0 | HOME | 1- 0 | 0- 0 | 2- 0 | | | | |
| 1- 6 | 0- 3 | 0- 1 | AWAY | 0- 0 | 0- 1 | 1- 1 | | | | |
| 3- 1 | 0- 0 | 0- 0 | NEUTRAL | 0- 0 | 1- 1 | 2- 0 | | | | |
| 5- 4 | 0- 0 | 0- 0 | CONFERENCE | 0- 1 | 1- 0 | 4- 3 | | | | |
| 4- 0 | 0- 0 | 0- 0 | HOME | 0- 0 | 1- 0 | 3- 0 | | | | |
| 1- 4 | 0- 0 | 0- 0 | AWAY | 0- 1 | 0- 0 | 1- 3 | | | | |
| 0- 0 | 0- 0 | 0- 0 | NEUTRAL | 0- 0 | 0- 0 | 0- 0 | | | | |

| RPI 1-25 | | | | RPI 26-50 | | | | RPI 51-100 | | | | RPI 101+ Team's RPI: 119 | | | |
|---------------------------|---|-----------------|-------|-----------|---|----------------|-------|------------|---|---------------|-------|--------------------------|---|----------------|-------|
| RPI | S | Opponent | Score | RPI | S | Opponent | Score | RPI | S | Opponent | Score | RPI | S | Opponent | Score |
| 3 | A | South Carolina | 42 79 | 35 | A | Tulane | 62 77 | 85 | A | New Hampshire | 44 50 | 102 | N | Chattanooga | 49 39 |
| 4 | H | Mississippi St. | 43 87 | | | | | 93 | H | Purdue | 67 47 | 124 | A | Clemson | 61 69 |
| 20 | A | Harvard | 62 69 | | | | | | | | | 129 | H | Hartford | 73 62 |
| 24 | A | Miami (FL) | 51 76 | | | | | | | | | 139 | N | Hampton | 49 58 |
| | | | | | | | | | | | | 157 | H | Northeastern | 68 49 |
| | | | | | | | | | | | | 165 | A | Boston College | 53 64 |
| | | | | | | | | | | | | 169 | H | Albany (NY) | 84 71 |
| | | | | | | | | | | | | 178 | N | ETSU | 61 48 |
| | | | | | | | | | | | | 196 | A | Binghamton | 52 58 |
| | | | | | | | | | | | | 206 | H | Dartmouth | 60 55 |
| | | | | | | | | | | | | 245 | A | Stony Brook | 41 55 |
| | | | | | | | | | | | | 250 | H | UMBC | 72 40 |
| | | | | | | | | | | | | 280 | A | Vermont | 52 55 |
| | | | | | | | | | | | | 280 | H | Vermont | 59 43 |
| | | | | | | | | | | | | 293 | A | Bryant | 77 52 |
| | | | | | | | | | | | | 306 | N | Saint Peter's | 59 43 |
| | | | | | | | | | | | | 337 | A | UMass Lowell | 65 44 |
| LAST 12 Division I GAMES: | | | | | | | | | | | | | | | |
| 280 | H | Vermont | 59 43 | 337 | A | UMass Lowell | 65 44 | | | | | | | | |
| 196 | A | Binghamton | 52 58 | 250 | H | UMBC | 72 40 | | | | | | | | |
| 169 | H | Albany (NY) | 84 71 | 280 | A | Vermont | 52 55 | | | | | | | | |
| 85 | A | New Hampshire | 44 50 | 165 | A | Boston College | 53 64 | | | | | | | | |
| 129 | H | Hartford | 73 62 | 35 | A | Tulane | 62 77 | | | | | | | | |
| 245 | A | Stony Brook | 41 55 | 24 | A | Miami (FL) | 51 76 | | | | | | | | |

Non-Div I Games:

Maine

■ Loss,
 ■ Non-Conf,
 S Site,
 ■ Home
 ■ Away
 N Neutral

| | | | | | | | | | | |
|-------------------|----------|-----------|----------------|------------|-------------|---------------|------|------|-------|-----------|
| Average RPI Win: | 251 | WON-LOST | WINNING | LAST 10 | STRENGTH OF | OPP. STRENGTH | TEAM | ADJ. | CONF. | ADJ CONF. |
| Average RPI Loss: | 148 | RECORD | PCT. RANK | GAMES | SCHEDULE | OF SCHEDULE | RPI | RPI | RPI | RPI |
| DIV. I ONLY | 7- 14 | 261 | 3- 7 | 157 | 253 | 244 | 244 | 17 | 17 | |
| DIV. I NON-CONF. | 4- 5 | 198 | 0- 2 | 61 | 308 | 139 | 139 | 17 | 17 | |
| TOTALS | RPI 1-25 | RPI 26-50 | W-L RECORDS | RPI 51-100 | RPI 101-150 | RPI 150+ | | | | |
| 7- 14 | 0- 0 | 0- 2 | OVERALL | 0- 2 | 1- 3 | 6- 7 | | | | |
| 4- 7 | 0- 0 | 0- 0 | HOME | 0- 1 | 1- 1 | 3- 5 | | | | |
| 3- 7 | 0- 0 | 0- 1 | AWAY | 0- 0 | 0- 1 | 3- 0 | | | | |
| 0- 0 | 0- 0 | 0- 0 | NEUTRAL | 0- 0 | 0- 0 | 0- 0 | | | | |
| 4- 5 | 0- 0 | 0- 1 | NON-CONFERENCE | 0- 2 | 1- 1 | 3- 1 | | | | |
| 2- 2 | 0- 0 | 0- 0 | HOME | 0- 1 | 1- 0 | 1- 1 | | | | |
| 2- 3 | 0- 0 | 0- 1 | AWAY | 0- 1 | 0- 1 | 2- 0 | | | | |
| 0- 0 | 0- 0 | 0- 0 | NEUTRAL | 0- 0 | 0- 0 | 0- 0 | | | | |
| 3- 9 | 0- 0 | 0- 1 | CONFERENCE | 0- 0 | 0- 2 | 3- 6 | | | | |
| 2- 5 | 0- 0 | 0- 0 | HOME | 0- 0 | 0- 1 | 2- 4 | | | | |
| 1- 4 | 0- 0 | 0- 1 | AWAY | 0- 0 | 0- 1 | 1- 2 | | | | |
| 0- 0 | 0- 0 | 0- 0 | NEUTRAL | 0- 0 | 0- 0 | 0- 0 | | | | |

| RPI S | Opponent | Score | RPI S | Opponent | Score | RPI S | Opponent | Score | RPI S | Opponent | Score | Team's RPI: 244 |
|---------------------------|-----------------|-------|-------|-----------------|-------|-------|-----------------|-------|-------|------------------------|-------|-----------------|
| 46 | A Quinnipiac | 38 81 | 48 | A Bucknell | 64 69 | 72 | A Buffalo | 39 73 | 122 | A Fordham | 60 63 | |
| | | | | | | 85 | H New Hampshire | 42 59 | 132 | A Rider | 64 73 | |
| | | | | | | | | | 132 | H Rider | 36 53 | |
| | | | | | | | | | 133 | H Yale | 63 57 | |
| | | | | | | | | | 154 | A Iona | 53 70 | |
| | | | | | | | | | 154 | H Iona | 62 76 | |
| | | | | | | | | | 185 | A Brown | 58 57 | |
| | | | | | | | | | 186 | A Fairfield | 56 71 | |
| | | | | | | | | | 193 | H Siena | 68 66 | |
| | | | | | | | | | 218 | H Niagara | 59 62 | |
| | | | | | | | | | 240 | H Marist | 47 62 | |
| | | | | | | | | | 243 | H Canisius | 57 62 | |
| | | | | | | | | | 245 | H Stony Brook | 50 55 | |
| | | | | | | | | | 306 | A Saint Peter's | 69 65 | |
| | | | | | | | | | 306 | H Saint Peter's | 57 44 | |
| | | | | | | | | | 315 | H Holy Cross | 60 56 | |
| | | | | | | | | | 320 | A St. Francis Brooklyn | 55 52 | |
| LAST 12 Division I GAMES: | | | | | | | | | | | | |
| 306 | H Saint Peter's | 57 44 | 186 | A Fairfield | 56 71 | | | | | | | |
| 132 | A Rider | 64 73 | 132 | H Rider | 36 53 | | | | | | | |
| 306 | A Saint Peter's | 69 65 | 243 | H Canisius | 57 62 | | | | | | | |
| 154 | H Iona | 62 76 | 193 | H Siena | 68 66 | | | | | | | |
| 218 | H Niagara | 59 62 | 85 | H New Hampshire | 42 59 | | | | | | | |
| 46 | A Quinnipiac | 38 81 | 48 | A Bucknell | 64 69 | | | | | | | |

Non-Div I Games:

Manhattan

■ Loss,
 ■ Non-Conf, S Site,
 ■ Home
 ■ Away
 N Neutral

| | | | | | | | | | |
|------------------------------|----------|-----------|----------------|-------------|---------------|----------|------|-------|-----------|
| Average RPI Win: 223 | WON-LOST | WINNING | LAST 10 | STRENGTH OF | OPP. STRENGTH | TEAM | ADJ. | CONF. | ADJ CONF. |
| Average RPI Loss: 179 | RECORD | PCT. RANK | GAMES | SCHEDULE | OF SCHEDULE | RPI | RPI | RPI | RPI |
| DIV. I ONLY | 10- 12 | 200 | 6- 4 | 306 | 137 | 240 | 240 | 17 | 17 |
| DIV. I NON-CONF. | 3- 7 | 250 | 1- 1 | 313 | 70 | 299 | 299 | 17 | 17 |
| TOTALS | RPI 1-25 | RPI 26-50 | W-L RECORDS | RPI 51-100 | RPI 101-150 | RPI 150+ | | | |
| 10- 12 | 0- 1 | 0- 1 | OVERALL | 0- 0 | 0- 2 | 10- 8 | | | |
| 3- 6 | 0- 0 | 0- 1 | HOME | 0- 0 | 0- 1 | 3- 4 | | | |
| 6- 4 | 0- 0 | 0- 0 | AWAY | 0- 0 | 0- 0 | 6- 4 | | | |
| 1- 2 | 0- 1 | 0- 0 | NEUTRAL | 0- 0 | 0- 1 | 1- 0 | | | |
| 3- 7 | 0- 1 | 0- 1 | NON-CONFERENCE | 0- 0 | 0- 1 | 3- 4 | | | |
| 1- 2 | 0- 0 | 0- 1 | HOME | 0- 0 | 0- 0 | 1- 1 | | | |
| 1- 3 | 0- 0 | 0- 0 | AWAY | 0- 0 | 0- 0 | 1- 3 | | | |
| 1- 2 | 0- 1 | 0- 0 | NEUTRAL | 0- 0 | 0- 1 | 1- 0 | | | |
| 7- 5 | 0- 0 | 0- 0 | CONFERENCE | 0- 0 | 0- 1 | 7- 4 | | | |
| 2- 4 | 0- 0 | 0- 0 | HOME | 0- 0 | 0- 1 | 2- 3 | | | |
| 5- 1 | 0- 0 | 0- 0 | AWAY | 0- 0 | 0- 0 | 5- 1 | | | |
| 0- 0 | 0- 0 | 0- 0 | NEUTRAL | 0- 0 | 0- 0 | 0- 0 | | | |

| RPI 1-25 | | | | RPI 26-50 | | | | RPI 51-100 | | | | RPI 101+ Team's RPI: 240 | | | |
|---------------------------|---|----------|--------------|-----------|---|-----------|--------------|------------|---|----------|-------|--------------------------|---|---------------|--------------|
| RPI | S | Opponent | Score | RPI | S | Opponent | Score | RPI | S | Opponent | Score | RPI | S | Opponent | Score |
| 21 | N | Auburn | 51 52 | 28 | H | Creighton | 50 72 | | | | | 106 | N | East Carolina | 68 70 |
| | | | | | | | | | | | | 132 | H | Rider | 56 69 |
| | | | | | | | | | | | | 154 | A | Iona | 68 62 |
| | | | | | | | | | | | | 154 | H | Iona | 37 48 |
| | | | | | | | | | | | | 179 | A | Hofstra | 42 62 |
| | | | | | | | | | | | | 180 | H | Seton Hall | 63 76 |
| | | | | | | | | | | | | 186 | H | Fairfield | 71 55 |
| | | | | | | | | | | | | 193 | A | Siena | 70 59 |
| | | | | | | | | | | | | 193 | H | Siena | 68 69 |
| | | | | | | | | | | | | 206 | A | Dartmouth | 66 61 |
| | | | | | | | | | | | | 218 | A | Niagara | 60 58 |
| | | | | | | | | | | | | 237 | A | Monmouth | 69 79 |
| | | | | | | | | | | | | 243 | A | Canisius | 85 74 |
| | | | | | | | | | | | | 243 | H | Canisius | 67 60 |
| | | | | | | | | | | | | 244 | A | Manhattan | 62 47 |
| | | | | | | | | | | | | 273 | H | Boston U. | 76 57 |
| | | | | | | | | | | | | 274 | N | N.C. A&T | 69 64 |
| | | | | | | | | | | | | 294 | A | Rhode Island | 61 82 |
| | | | | | | | | | | | | 306 | H | Saint Peter's | 69 73 |
| | | | | | | | | | | | | 315 | A | Holy Cross | 46 50 |
| LAST 12 Division I GAMES: | | | | | | | | | | | | | | | |
| 193 | A | Siena | 70 59 | 218 | A | Niagara | 60 58 | | | | | | | | |
| 243 | H | Canisius | 67 60 | 243 | A | Canisius | 85 74 | | | | | | | | |
| 154 | H | Iona | 37 48 | 237 | A | Monmouth | 69 79 | | | | | | | | |
| 193 | H | Siena | 68 69 | 186 | H | Fairfield | 71 55 | | | | | | | | |
| 154 | A | Iona | 68 62 | 28 | H | Creighton | 50 72 | | | | | | | | |
| 132 | H | Rider | 56 69 | 206 | A | Dartmouth | 66 61 | | | | | | | | |

Non-Div I Games:

Marist

■ Loss,
 ■ Non-Conf,
 S Site,
 ■ Home
 ■ Away
 N Neutral

| | | | | | | | | | | |
|-------------------|----------|-----------|----------------|------------|-------------|---------------|------|------|-------|-----------|
| Average RPI Win: | 140 | WON-LOST | WINNING | LAST 10 | STRENGTH OF | OPP. STRENGTH | TEAM | ADJ. | CONF. | ADJ CONF. |
| Average RPI Loss: | 78 | RECORD | PCT. RANK | GAMES | SCHEDULE | OF SCHEDULE | RPI | RPI | RPI | RPI |
| DIV. I ONLY | 16- 6 | 51 | 6- 4 | 62 | 56 | 40 | 40 | 7 | 7 | |
| DIV. I NON-CONF. | 9- 2 | 37 | 1- 0 | 67 | 75 | 41 | 41 | 7 | 7 | |
| TOTALS | RPI 1-25 | RPI 26-50 | W-L RECORDS | RPI 51-100 | RPI 101-150 | RPI 150+ | | | | |
| 16- 6 | 2- 0 | 2- 3 | OVERALL | 2- 1 | 1- 1 | 9- 1 | | | | |
| 9- 2 | 0- 0 | 1- 2 | HOME | 1- 0 | 1- 0 | 6- 0 | | | | |
| 7- 3 | 2- 0 | 1- 1 | AWAY | 1- 1 | 0- 0 | 3- 1 | | | | |
| 0- 1 | 0- 0 | 0- 0 | NEUTRAL | 0- 0 | 0- 1 | 0- 0 | | | | |
| 9- 2 | 1- 0 | 1- 1 | NON-CONFERENCE | 1- 0 | 1- 1 | 5- 0 | | | | |
| 6- 1 | 0- 0 | 1- 1 | HOME | 1- 0 | 1- 0 | 3- 0 | | | | |
| 3- 0 | 1- 0 | 0- 0 | AWAY | 0- 0 | 0- 0 | 2- 0 | | | | |
| 0- 1 | 0- 0 | 0- 0 | NEUTRAL | 0- 0 | 0- 1 | 0- 0 | | | | |
| 7- 4 | 1- 0 | 1- 2 | CONFERENCE | 1- 1 | 0- 0 | 4- 1 | | | | |
| 3- 1 | 0- 0 | 0- 1 | HOME | 0- 0 | 0- 0 | 3- 0 | | | | |
| 4- 3 | 1- 0 | 1- 1 | AWAY | 1- 1 | 0- 0 | 1- 1 | | | | |
| 0- 0 | 0- 0 | 0- 0 | NEUTRAL | 0- 0 | 0- 0 | 0- 0 | | | | |

| RPI 1-25 | | | | RPI 26-50 | | | | RPI 51-100 | | | | RPI 101+ | | | |
|---------------------------|---|------------|---------|-----------|---|-----------------|-------|------------|---|-----------------|-------|----------|---|--------------------|--------|
| RPI | S | Opponent | Score | RPI | S | Opponent | Score | RPI | S | Opponent | Score | RPI | S | Opponent | Score |
| 7 | A | Oregon St. | 74 73 | 26 | H | Arizona St. | 75 63 | 63 | A | Villanova | 77 71 | 142 | N | Santa Clara | 62 65 |
| 17 | A | DePaul | 102 101 | 28 | A | Creighton | 77 80 | 87 | A | St. John's (NY) | 64 70 | 147 | H | New Mexico | 62 52 |
| | | | | 28 | H | Creighton | 63 83 | 96 | H | Western Ill. | 77 61 | 152 | A | Providence | 64 66 |
| | | | | 30 | H | Green Bay | 63 78 | | | | | 152 | H | Providence | 79 74 |
| | | | | 42 | A | Georgetown | 84 77 | | | | | 161 | H | Milwaukee | 85 74 |
| | | | | | | | | | | | | 172 | H | Xavier | 85 61 |
| | | | | | | | | | | | | 180 | A | Seton Hall | 83 77 |
| | | | | | | | | | | | | 199 | A | Pacific | 89 75 |
| | | | | | | | | | | | | 203 | A | Wisconsin | 81 75 |
| | | | | | | | | | | | | 221 | H | Saint Francis (PA) | 104 91 |
| | | | | | | | | | | | | 224 | H | Butler | 91 53 |
| | | | | | | | | | | | | 335 | H | Longwood | 87 37 |
| LAST 12 Division I GAMES: | | | | | | | | | | | | | | | |
| 28 | A | Creighton | 77 80 | 87 | A | St. John's (NY) | 64 70 | | | | | | | | |
| 152 | A | Providence | 64 66 | 152 | H | Providence | 79 74 | | | | | | | | |
| 17 | A | DePaul | 102 101 | 28 | H | Creighton | 63 83 | | | | | | | | |
| 224 | H | Butler | 91 53 | 42 | A | Georgetown | 84 77 | | | | | | | | |
| 172 | H | Xavier | 85 61 | 63 | A | Villanova | 77 71 | | | | | | | | |
| 180 | A | Seton Hall | 83 77 | 147 | H | New Mexico | 62 52 | | | | | | | | |

Non-Div I Games:

Marquette

| | | | | | | | | | |
|------------------------------|----------|-----------|----------------|-------------|---------------|----------|------|-------|-----------|
| Average RPI Win: 271 | WON-LOST | WINNING | LAST 10 | STRENGTH OF | OPP. STRENGTH | TEAM | ADJ. | CONF. | ADJ CONF. |
| Average RPI Loss: 141 | RECORD | PCT. RANK | GAMES | SCHEDULE | OF SCHEDULE | RPI | RPI | RPI | RPI |
| DIV. I ONLY | 10- 8 | 141 | 4- 5 | 327 | 204 | 223 | 223 | 15 | 15 |
| DIV. I NON-CONF. | 6- 3 | 97 | 1- 0 | 347 | 309 | 243 | 243 | 16 | 16 |
| TOTALS | RPI 1-25 | RPI 26-50 | W-L RECORDS | RPI 51-100 | RPI 101-150 | RPI 150+ | | | |
| 10- 8 | 0- 0 | 0- 0 | OVERALL | 0- 5 | 1- 1 | 9- 2 | | | |
| 7- 1 | 0- 0 | 0- 0 | HOME | 0- 1 | 0- 0 | 7- 0 | | | |
| 2- 6 | 0- 0 | 0- 0 | AWAY | 0- 4 | 1- 1 | 1- 1 | | | |
| 1- 1 | 0- 0 | 0- 0 | NEUTRAL | 0- 0 | 0- 0 | 1- 1 | | | |
| 6- 3 | 0- 0 | 0- 0 | NON-CONFERENCE | 0- 2 | 0- 0 | 6- 1 | | | |
| 4- 0 | 0- 0 | 0- 0 | HOME | 0- 0 | 0- 0 | 4- 0 | | | |
| 1- 2 | 0- 0 | 0- 0 | AWAY | 0- 2 | 0- 0 | 1- 0 | | | |
| 1- 1 | 0- 0 | 0- 0 | NEUTRAL | 0- 0 | 0- 0 | 1- 1 | | | |
| 4- 5 | 0- 0 | 0- 0 | CONFERENCE | 0- 3 | 1- 1 | 3- 1 | | | |
| 3- 1 | 0- 0 | 0- 0 | HOME | 0- 1 | 0- 0 | 3- 0 | | | |
| 1- 4 | 0- 0 | 0- 0 | AWAY | 0- 2 | 1- 1 | 0- 1 | | | |
| 0- 0 | 0- 0 | 0- 0 | NEUTRAL | 0- 0 | 0- 0 | 0- 0 | | | |

| RPI 1-25 | | | | RPI 26-50 | | | | RPI 51-100 | | | | RPI 101+ | | | | Team's RPI: 223 | |
|---------------------------|---|--------------|-------|-----------|-----|----------|----------------|------------|----|----------------|-------|----------|-----|----------|-----------------|-----------------|----|
| RPI | S | Opponent | Score | RPI | S | Opponent | Score | RPI | S | Opponent | Score | RPI | S | Opponent | Score | | |
| | | | | | | | | 73 | A | North Carolina | 53 | 75 | 131 | A | Old Dominion | 69 | 73 |
| | | | | | | | | 78 | A | Charlotte | 77 | 93 | 148 | A | UTSA | 88 | 81 |
| | | | | | | | | 88 | H | Middle Tenn. | 63 | 72 | 177 | A | Illinois | 55 | 53 |
| | | | | | | | | 91 | A | Western Ky. | 57 | 73 | 189 | H | UAB | 61 | 58 |
| | | | | | | | | 95 | A | Penn St. | 80 | 82 | 235 | H | Coastal Caro. | 84 | 66 |
| | | | | | | | | | | | | | 260 | H | FIU | 70 | 52 |
| | | | | | | | | | | | | | 282 | A | UTEP | 74 | 84 |
| | | | | | | | | | | | | | 287 | N | Prairie View | 68 | 78 |
| | | | | | | | | | | | | | 330 | H | Fla. Atlantic | 76 | 53 |
| | | | | | | | | | | | | | 335 | H | Longwood | 70 | 50 |
| | | | | | | | | | | | | | 345 | H | Florida A&M | 77 | 67 |
| | | | | | | | | | | | | | 346 | N | Sam Houston St. | 73 | 50 |
| | | | | | | | | | | | | | 348 | H | Morgan St. | 62 | 43 |
| LAST 12 Division I GAMES: | | | | | | | | | | | | | | | | | |
| 282 | A | UTEP | 74 | 84 | 131 | A | Old Dominion | 69 | 73 | | | | | | | | |
| 148 | A | UTSA | 88 | 81 | 330 | H | Fla. Atlantic | 76 | 53 | | | | | | | | |
| 91 | A | Western Ky. | 57 | 73 | 260 | H | FIU | 70 | 52 | | | | | | | | |
| 189 | H | UAB | 61 | 58 | 335 | H | Longwood | 70 | 50 | | | | | | | | |
| 88 | H | Middle Tenn. | 63 | 72 | 73 | A | North Carolina | 53 | 75 | | | | | | | | |
| 78 | A | Charlotte | 77 | 93 | 95 | A | Penn St. | 80 | 82 | | | | | | | | |

Non-Div I Games: Me.-Fort Kent 136 62 Bluefield Col. 77 35

Marshall

Loss, Non-Conf, S Site, H Home A Away N Neutral

Maryland

Through Games Of Feb. 1, 2017

| | | | | | | | | | | |
|-------------------|----------|-----------|----------------|------------|-------------|---------------|------|------|-------|-----------|
| Average RPI Win: | 150 | WON-LOST | WINNING | LAST 10 | STRENGTH OF | OPP. STRENGTH | TEAM | ADJ. | CONF. | ADJ CONF. |
| Average RPI Loss: | 1 | RECORD | PCT. RANK | GAMES | SCHEDULE | OF SCHEDULE | RPI | RPI | RPI | RPI |
| DIV. I ONLY | 21- 1 | 3 | 9- 1 | 133 | 19 | 18 | 18 | 6 | 6 | |
| DIV. I NON-CONF. | 12- 1 | 7 | 2- 1 | 203 | 45 | 47 | 47 | 6 | 6 | |
| TOTALS | RPI 1-25 | RPI 26-50 | W-L RECORDS | RPI 51-100 | RPI 101-150 | RPI 150+ | | | | |
| 21- 1 | 1- 1 | 3- 0 | OVERALL | 5- 0 | 1- 0 | 11- 0 | | | | |
| 11- 1 | 0- 1 | 2- 0 | HOME | 2- 0 | 0- 0 | 7- 0 | | | | |
| 8- 0 | 1- 0 | 0- 0 | AWAY | 2- 0 | 1- 0 | 4- 0 | | | | |
| 2- 0 | 0- 0 | 1- 0 | NEUTRAL | 1- 0 | 0- 0 | 0- 0 | | | | |
| 12- 1 | 1- 1 | 1- 0 | NON-CONFERENCE | 1- 0 | 1- 0 | 8- 0 | | | | |
| 6- 1 | 0- 1 | 0- 0 | HOME | 0- 0 | 0- 0 | 6- 0 | | | | |
| 4- 0 | 1- 0 | 0- 0 | AWAY | 0- 0 | 1- 0 | 2- 0 | | | | |
| 2- 0 | 0- 0 | 1- 0 | NEUTRAL | 1- 0 | 0- 0 | 0- 0 | | | | |
| 9- 0 | 0- 0 | 2- 0 | CONFERENCE | 4- 0 | 0- 0 | 3- 0 | | | | |
| 5- 0 | 0- 0 | 2- 0 | HOME | 2- 0 | 0- 0 | 1- 0 | | | | |
| 4- 0 | 0- 0 | 0- 0 | AWAY | 2- 0 | 0- 0 | 2- 0 | | | | |
| 0- 0 | 0- 0 | 0- 0 | NEUTRAL | 0- 0 | 0- 0 | 0- 0 | | | | |

| RPI 1-25 | | | | RPI 26-50 | | | | RPI 51-100 | | | | RPI 101+ | | | |
|---------------------------|---|------------|--------|-----------|---|-----------------|-------|------------|---|----------------|--------|----------|---|-----------------|--------|
| RPI | S | Opponent | Score | RPI | S | Opponent | Score | RPI | S | Opponent | Score | RPI | S | Opponent | Score |
| 1 | H | UConn | 81 87 | 26 | N | Arizona St. | 83 42 | 54 | A | Iowa | 98 82 | 120 | A | Duquesne | 77 57 |
| 13 | A | Louisville | 78 72 | 32 | H | Michigan | 83 70 | 54 | H | Iowa | 100 81 | 155 | H | Towson | 97 63 |
| | | | | 43 | H | Northwestern | 96 65 | 57 | A | Minnesota | 83 72 | 164 | A | Nebraska | 93 49 |
| | | | | | | | | 60 | N | Washington St. | 79 69 | 177 | A | Illinois | 94 49 |
| | | | | | | | | 95 | H | Penn St. | 89 83 | 182 | H | Rutgers | 80 71 |
| | | | | | | | | | | | | 218 | A | Niagara | 96 64 |
| | | | | | | | | | | | | 232 | H | UMES | 106 61 |
| | | | | | | | | | | | | 247 | A | Loyola Maryland | 79 60 |
| | | | | | | | | | | | | 250 | H | UMBC | 92 42 |
| | | | | | | | | | | | | 306 | H | Saint Peter's | 101 49 |
| | | | | | | | | | | | | 325 | H | Mt. St. Mary's | 106 42 |
| | | | | | | | | | | | | 337 | H | UMass Lowell | 100 44 |
| LAST 12 Division I GAMES: | | | | | | | | | | | | | | | |
| 54 | H | Iowa | 100 81 | 43 | H | Northwestern | 96 65 | | | | | | | | |
| 177 | A | Illinois | 94 49 | 164 | A | Nebraska | 93 49 | | | | | | | | |
| 182 | H | Rutgers | 80 71 | 57 | A | Minnesota | 83 72 | | | | | | | | |
| 32 | H | Michigan | 83 70 | 1 | H | UConn | 81 87 | | | | | | | | |
| 54 | A | Iowa | 98 82 | 120 | A | Duquesne | 77 57 | | | | | | | | |
| 95 | H | Penn St. | 89 83 | 247 | A | Loyola Maryland | 79 60 | | | | | | | | |

Non-Div I Games:

Maryland

Loss, Non-Conf, S Site, H Home A Away N Neutral

Massachusetts

Through Games Of Feb. 1, 2017

| | | | | | | | | | | |
|-------------------|----------|-----------|----------------|------------|-------------|---------------|------|------|-------|-----------|
| Average RPI Win: | 279 | WON-LOST | WINNING | LAST 10 | STRENGTH OF | OPP. STRENGTH | TEAM | ADJ. | CONF. | ADJ CONF. |
| Average RPI Loss: | 138 | RECORD | PCT. RANK | GAMES | SCHEDULE | OF SCHEDULE | RPI | RPI | RPI | RPI |
| DIV. I ONLY | 8- 15 | 259 | 1- 4 | 255 | 159 | 275 | 275 | 12 | 12 | |
| DIV. I NON-CONF. | 5- 7 | 205 | 1- 0 | 308 | 240 | 270 | 270 | 13 | 13 | |
| TOTALS | RPI 1-25 | RPI 26-50 | W-L RECORDS | RPI 51-100 | RPI 101-150 | RPI 150+ | | | | |
| 8- 15 | 0- 0 | 0- 0 | OVERALL | 0- 5 | 1- 5 | 7- 5 | | | | |
| 6- 4 | 0- 0 | 0- 0 | HOME | 0- 1 | 1- 2 | 5- 1 | | | | |
| 1- 10 | 0- 0 | 0- 0 | AWAY | 0- 0 | 0- 1 | 1- 2 | | | | |
| 1- 1 | 0- 0 | 0- 0 | NEUTRAL | 0- 1 | 0- 0 | 1- 0 | | | | |
| 5- 7 | 0- 0 | 0- 0 | NON-CONFERENCE | 0- 3 | 0- 1 | 5- 3 | | | | |
| 4- 0 | 0- 0 | 0- 0 | HOME | 0- 0 | 0- 0 | 4- 0 | | | | |
| 0- 6 | 0- 0 | 0- 0 | AWAY | 0- 2 | 0- 1 | 0- 3 | | | | |
| 1- 1 | 0- 0 | 0- 0 | NEUTRAL | 0- 1 | 0- 0 | 1- 0 | | | | |
| 3- 8 | 0- 0 | 0- 0 | CONFERENCE | 0- 2 | 1- 4 | 2- 2 | | | | |
| 2- 4 | 0- 0 | 0- 0 | HOME | 0- 1 | 1- 2 | 1- 1 | | | | |
| 1- 4 | 0- 0 | 0- 0 | AWAY | 0- 1 | 0- 2 | 1- 1 | | | | |
| 0- 0 | 0- 0 | 0- 0 | NEUTRAL | 0- 0 | 0- 0 | 0- 0 | | | | |

| RPI 1-25 | | | RPI 26-50 | | | RPI 51-100 | | | RPI 101+ | | | Team's RPI: 275 |
|---------------------------|---|----------|-----------|-----|---|------------------------|-------|-------------------------|----------|----------|-------|-----------------|
| RPI | S | Opponent | Score | RPI | S | Opponent | Score | RPI | S | Opponent | Score | |
| | | | | | | 54 A Iowa | 30 71 | 111 H Saint Louis | | | 60 81 | |
| | | | | | | 68 N Drexel | 47 65 | 120 H Duquesne | | | 75 67 | |
| | | | | | | 70 H George Washington | 54 60 | 123 A VCU | | | 52 55 | |
| | | | | | | 72 A Buffalo | 47 61 | 129 A Hartford | | | 56 75 | |
| | | | | | | 74 A Dayton | 65 77 | 134 A Saint Joseph's | | | 50 81 | |
| | | | | | | | | 143 H George Mason | | | 55 66 | |
| | | | | | | | | 158 A La Salle | | | 64 68 | |
| | | | | | | | | 179 A Hofstra | | | 55 71 | |
| | | | | | | | | 225 H St. Bonaventure | | | 38 55 | |
| | | | | | | | | 260 A FIU | | | 57 58 | |
| | | | | | | | | 273 A Boston U. | | | 60 64 | |
| | | | | | | | | 283 H North Dakota St. | | | 70 58 | |
| | | | | | | | | 292 A Davidson | | | 61 60 | |
| | | | | | | | | 293 H Bryant | | | 68 62 | |
| | | | | | | | | 294 H Rhode Island | | | 68 67 | |
| | | | | | | | | 298 H Central Conn. St. | | | 76 37 | |
| | | | | | | | | 315 H Holy Cross | | | 69 66 | |
| | | | | | | | | 333 N Montana | | | 59 58 | |
| LAST 12 Division I GAMES: | | | | | | | | | | | | |
| | | | | | | 333 N Montana | 59 58 | 120 H Duquesne | | | 75 67 | |
| | | | | | | 111 H Saint Louis | 60 81 | 292 A Davidson | | | 61 60 | |
| | | | | | | 123 A VCU | 52 55 | 134 A Saint Joseph's | | | 50 81 | |
| | | | | | | 158 A La Salle | 64 68 | 294 H Rhode Island | | | 68 67 | |
| | | | | | | 70 H George Washington | 54 60 | 74 A Dayton | | | 65 77 | |
| | | | | | | 225 H St. Bonaventure | 38 55 | 68 N Drexel | | | 47 65 | |

Non-Div I Games: Merrimack 73 44

Massachusetts

Loss, Non-Conf, S Site, H Home A Away N Neutral

| | | | | | | | | | | |
|-------------------|----------|-----------|----------------|------------|-------------|---------------|------|------|-------|-----------|
| Average RPI Win: | 332 | WON-LOST | WINNING | LAST 10 | STRENGTH OF | OPP. STRENGTH | TEAM | ADJ. | CONF. | ADJ CONF. |
| Average RPI Loss: | 127 | RECORD | PCT. RANK | GAMES | SCHEDULE | OF SCHEDULE | RPI | RPI | RPI | RPI |
| DIV. I ONLY | 6- 11 | 251 | 5- 5 | 240 | 273 | 271 | 271 | 27 | 27 | |
| DIV. I NON-CONF. | 1- 6 | 310 | 0- 2 | 183 | 119 | 288 | 288 | 26 | 26 | |
| TOTALS | RPI 1-25 | RPI 26-50 | W-L RECORDS | RPI 51-100 | RPI 101-150 | RPI 150+ | | | | |
| 6- 11 | 0- 0 | 0- 1 | OVERALL | 0- 1 | 0- 6 | 6- 3 | | | | |
| 3- 5 | 0- 0 | 0- 0 | HOME | 0- 1 | 0- 1 | 3- 3 | | | | |
| 3- 4 | 0- 0 | 0- 1 | AWAY | 0- 0 | 0- 3 | 3- 0 | | | | |
| 0- 2 | 0- 0 | 0- 0 | NEUTRAL | 0- 0 | 0- 2 | 0- 0 | | | | |
| 1- 6 | 0- 0 | 0- 1 | NON-CONFERENCE | 0- 0 | 0- 3 | 1- 2 | | | | |
| 0- 2 | 0- 0 | 0- 0 | HOME | 0- 0 | 0- 0 | 0- 2 | | | | |
| 1- 2 | 0- 0 | 0- 1 | AWAY | 0- 0 | 0- 1 | 1- 0 | | | | |
| 0- 2 | 0- 0 | 0- 0 | NEUTRAL | 0- 0 | 0- 2 | 0- 0 | | | | |
| 5- 5 | 0- 0 | 0- 0 | CONFERENCE | 0- 1 | 0- 3 | 5- 1 | | | | |
| 3- 3 | 0- 0 | 0- 0 | HOME | 0- 1 | 0- 1 | 3- 1 | | | | |
| 2- 2 | 0- 0 | 0- 0 | AWAY | 0- 0 | 0- 2 | 2- 0 | | | | |
| 0- 0 | 0- 0 | 0- 0 | NEUTRAL | 0- 0 | 0- 0 | 0- 0 | | | | |

| RPI 1-25 | | | RPI 26-50 | | | RPI 51-100 | | | RPI 101+ | | | Team's RPI: 271 |
|---------------------------|---|----------|-----------|-----|---|-------------------|-------|-----|----------|-------------------|-------|-----------------|
| RPI | S | Opponent | Score | RPI | S | Opponent | Score | RPI | S | Opponent | Score | |
| | | | | 35 | A | Tulane | 65 82 | 90 | H | SFA | 65 96 | |
| | | | | | | | | 113 | A | Central Ark. | 52 67 | |
| | | | | | | | | 113 | H | Central Ark. | 49 72 | |
| | | | | | | | | 115 | A | Abilene Christian | 65 77 | |
| | | | | | | | | 117 | N | Alabama | 63 84 | |
| | | | | | | | | 126 | N | Pittsburgh | 65 71 | |
| | | | | | | | | 140 | A | TCU | 70 74 | |
| | | | | | | | | 168 | H | Louisiana Tech | 56 66 | |
| | | | | | | | | 184 | H | New Orleans | 59 71 | |
| | | | | | | | | 195 | H | Louisiana | 70 77 | |
| | | | | | | | | 321 | A | Northwestern St. | 68 63 | |
| | | | | | | | | 321 | H | Northwestern St. | 68 52 | |
| | | | | | | | | 329 | A | La.-Monroe | 78 52 | |
| | | | | | | | | 334 | H | Houston Baptist | 68 53 | |
| | | | | | | | | 338 | A | Southeastern La. | 86 83 | |
| | | | | | | | | 346 | H | Sam Houston St. | 79 56 | |
| LAST 12 Division I GAMES: | | | | | | | | | | | | |
| | | | | 113 | H | Central Ark. | 49 72 | 334 | H | Houston Baptist | 68 53 | |
| | | | | 115 | A | Abilene Christian | 65 77 | 346 | H | Sam Houston St. | 79 56 | |
| | | | | 184 | H | New Orleans | 59 71 | 90 | H | SFA | 65 96 | |
| | | | | 321 | H | Northwestern St. | 68 52 | 321 | A | Northwestern St. | 68 63 | |
| | | | | 113 | A | Central Ark. | 52 67 | 126 | N | Pittsburgh | 65 71 | |
| | | | | 338 | A | Southeastern La. | 86 83 | 117 | N | Alabama | 63 84 | |

Non-Div I Games: LSU-Alexandria 100 66 Louisiana Col. 88 47 Southern-N.O. 94 65 Wiley 72 56
McNeese

Loss, Non-Conf, S Site, H Home A Away N Neutral

| | | | | | | | | | |
|------------------------------|----------|-----------|----------------|-------------|---------------|----------|------|-------|-----------|
| Average RPI Win: 197 | WON-LOST | WINNING | LAST 10 | STRENGTH OF | OPP. STRENGTH | TEAM | ADJ. | CONF. | ADJ CONF. |
| Average RPI Loss: 125 | RECORD | PCT. RANK | GAMES | SCHEDULE | OF SCHEDULE | RPI | RPI | RPI | RPI |
| DIV. I ONLY | 10- 12 | 200 | 4- 6 | 138 | 108 | 183 | 183 | 5 | 5 |
| DIV. I NON-CONF. | 7- 6 | 157 | 3- 0 | 267 | 195 | 223 | 223 | 5 | 5 |
| ----- | | | | | | | | | |
| TOTALS | RPI 1-25 | RPI 26-50 | W-L RECORDS | RPI 51-100 | RPI 101-150 | RPI 150+ | | | |
| 10- 12 | 0- 1 | 0- 2 | OVERALL | 0- 1 | 3- 4 | 7- 4 | | | |
| 8- 4 | 0- 0 | 0- 1 | HOME | 0- 1 | 2- 1 | 6- 1 | | | |
| 2- 7 | 0- 1 | 0- 1 | AWAY | 0- 0 | 1- 2 | 1- 3 | | | |
| 0- 1 | 0- 0 | 0- 0 | NEUTRAL | 0- 0 | 0- 1 | 0- 0 | | | |
| 7- 6 | 0- 0 | 0- 0 | NON-CONFERENCE | 0- 1 | 1- 2 | 6- 3 | | | |
| 6- 2 | 0- 0 | 0- 0 | HOME | 0- 1 | 1- 1 | 5- 0 | | | |
| 1- 3 | 0- 0 | 0- 0 | AWAY | 0- 0 | 0- 0 | 1- 3 | | | |
| 0- 1 | 0- 0 | 0- 0 | NEUTRAL | 0- 0 | 0- 1 | 0- 0 | | | |
| 3- 6 | 0- 1 | 0- 2 | CONFERENCE | 0- 0 | 2- 2 | 1- 1 | | | |
| 2- 2 | 0- 0 | 0- 1 | HOME | 0- 0 | 1- 0 | 1- 1 | | | |
| 1- 4 | 0- 1 | 0- 1 | AWAY | 0- 0 | 1- 2 | 0- 0 | | | |
| 0- 0 | 0- 0 | 0- 0 | NEUTRAL | 0- 0 | 0- 0 | 0- 0 | | | |

| RPI 1-25 | | | RPI 26-50 | | | RPI 51-100 | | | RPI 101+ Team's RPI: 183 | | |
|---------------------------|---|------------|--------------|-----|---|----------------|--------------|-----|--------------------------|-------------------|--------------|
| RPI | S | Opponent | Score | RPI | S | Opponent | Score | RPI | S | Opponent | Score |
| 23 | A | South Fla. | 49 79 | 33 | A | Temple | 51 66 | 55 | H | Little Rock | 44 54 |
| | | | | 33 | H | Temple | 67 73 | | | | |
| LAST 12 Division I GAMES: | | | | | | | | | | | |
| 108 | A | SMU | 44 53 | 135 | A | UCF | 65 62 | 107 | H | Vanderbilt | 75 59 |
| 135 | H | UCF | 65 59 | 137 | A | Tulsa | 52 57 | 108 | A | SMU | 44 53 |
| 175 | H | Houston | 66 65 | 33 | H | Temple | 67 73 | 109 | N | Arkansas | 61 91 |
| 33 | A | Temple | 51 66 | 107 | H | Vanderbilt | 75 59 | 135 | A | UCF | 65 62 |
| 23 | A | South Fla. | 49 79 | 307 | H | Nicholls St. | 73 62 | 135 | H | UCF | 65 59 |
| 156 | H | Cincinnati | 59 66 | 168 | H | Louisiana Tech | 56 54 | 136 | H | Kansas | 58 68 |
| | | | | | | | | 137 | A | Tulsa | 52 57 |
| | | | | | | | | 156 | H | Cincinnati | 59 66 |
| | | | | | | | | 160 | H | Missouri St. | 69 60 |
| | | | | | | | | 168 | H | Louisiana Tech | 56 54 |
| | | | | | | | | 175 | H | Houston | 66 65 |
| | | | | | | | | 177 | A | Illinois | 64 54 |
| | | | | | | | | 198 | A | Southern Ill. | 61 69 |
| | | | | | | | | 226 | A | Samford | 42 48 |
| | | | | | | | | 284 | A | Nevada | 67 75 |
| | | | | | | | | 286 | H | Southeast Mo. St. | 65 63 |
| | | | | | | | | 307 | H | Nicholls St. | 73 62 |
| | | | | | | | | 321 | H | Northwestern St. | 54 38 |

Non-Div I Games:

Memphis

■ Loss,
 ■ Non-Conf,
 ■ S Site,
 ■ H Home
 ■ A Away
 N Neutral

| | | | | | | | | | | |
|-------------------|----------|-----------|----------------|------------|-------------|---------------|------|------|-------|-----------|
| Average RPI Win: | 251 | WON-LOST | WINNING | LAST 10 | STRENGTH OF | OPP. STRENGTH | TEAM | ADJ. | CONF. | ADJ CONF. |
| Average RPI Loss: | 69 | RECORD | PCT. RANK | GAMES | SCHEDULE | OF SCHEDULE | RPI | RPI | RPI | RPI |
| DIV. I ONLY | 14- 4 | 29 | 7- 2 | 298 | 140 | 118 | 118 | 18 | 18 | |
| DIV. I NON-CONF. | 8- 3 | 67 | 2- 1 | 317 | 66 | 131 | 131 | 22 | 22 | |
| TOTALS | RPI 1-25 | RPI 26-50 | W-L RECORDS | RPI 51-100 | RPI 101-150 | RPI 150+ | | | | |
| 14- 4 | 0- 1 | 0- 0 | OVERALL | 0- 1 | 0- 2 | 14- 0 | | | | |
| 7- 2 | 0- 1 | 0- 0 | HOME | 0- 0 | 0- 1 | 7- 0 | | | | |
| 7- 2 | 0- 0 | 0- 0 | AWAY | 0- 1 | 0- 1 | 7- 0 | | | | |
| 0- 0 | 0- 0 | 0- 0 | NEUTRAL | 0- 0 | 0- 0 | 0- 0 | | | | |
| 8- 3 | 0- 1 | 0- 0 | NON-CONFERENCE | 0- 1 | 0- 1 | 8- 0 | | | | |
| 3- 1 | 0- 1 | 0- 0 | HOME | 0- 0 | 0- 0 | 3- 0 | | | | |
| 5- 2 | 0- 0 | 0- 0 | AWAY | 0- 1 | 0- 1 | 5- 0 | | | | |
| 0- 0 | 0- 0 | 0- 0 | NEUTRAL | 0- 0 | 0- 0 | 0- 0 | | | | |
| 6- 1 | 0- 0 | 0- 0 | CONFERENCE | 0- 0 | 0- 1 | 6- 0 | | | | |
| 4- 1 | 0- 0 | 0- 0 | HOME | 0- 0 | 0- 1 | 4- 0 | | | | |
| 2- 0 | 0- 0 | 0- 0 | AWAY | 0- 0 | 0- 0 | 2- 0 | | | | |
| 0- 0 | 0- 0 | 0- 0 | NEUTRAL | 0- 0 | 0- 0 | 0- 0 | | | | |

| RPI 1-25 | | | RPI 26-50 | | | RPI 51-100 | | | RPI 101+ | | | Team's RPI: 118 |
|---------------------------|---|---------------|-----------|-----|---|--------------|-------|-----|----------|---------------|-------|-----------------|
| RPI | S | Opponent | Score | RPI | S | Opponent | Score | RPI | S | Opponent | Score | |
| 6 | H | Florida St. | 40 83 | | | | | 53 | A | Georgia Tech | 50 70 | |
| | | | | | | | | 102 | H | Chattanooga | 56 74 | |
| | | | | | | | | 116 | A | Georgia | 64 72 | |
| | | | | | | | | 175 | A | Houston | 64 60 | |
| | | | | | | | | 177 | A | Illinois | 51 33 | |
| | | | | | | | | 178 | H | ETSU | 72 55 | |
| | | | | | | | | 226 | H | Samford | 59 49 | |
| | | | | | | | | 227 | H | Wofford | 54 39 | |
| | | | | | | | | 228 | H | Campbell | 76 60 | |
| | | | | | | | | 236 | H | Furman | 76 52 | |
| | | | | | | | | 253 | A | UNCG | 77 64 | |
| | | | | | | | | 265 | A | Ga. Southern | 77 56 | |
| | | | | | | | | 292 | A | Davidson | 67 60 | |
| | | | | | | | | 301 | H | Kennesaw St. | 61 46 | |
| | | | | | | | | 303 | A | Western Caro. | 59 57 | |
| | | | | | | | | 326 | A | Winthrop | 71 48 | |
| | | | | | | | | 330 | H | Fla. Atlantic | 74 57 | |
| LAST 12 Division I GAMES: | | | | | | | | | | | | |
| 226 | H | Samford | 59 49 | 178 | H | ETSU | 72 55 | | | | | |
| 227 | H | Wofford | 54 39 | 292 | A | Davidson | 67 60 | | | | | |
| 236 | H | Furman | 76 52 | 6 | H | Florida St. | 40 83 | | | | | |
| 303 | A | Western Caro. | 59 57 | 326 | A | Winthrop | 71 48 | | | | | |
| 253 | A | UNCG | 77 64 | 53 | A | Georgia Tech | 50 70 | | | | | |
| 102 | H | Chattanooga | 56 74 | 301 | H | Kennesaw St. | 61 46 | | | | | |

Non-Div I Games: West Ga. 67 36 Paine 93 50 Emmanuel (GA) 84 70

Mercer

| | | | | | | | | | | |
|-------------------|----------|-----------|----------------|------------|-------------|---------------|------|------|-------|-----------|
| Average RPI Win: | 284 | WON-LOST | WINNING | LAST 10 | STRENGTH OF | OPP. STRENGTH | TEAM | ADJ. | CONF. | ADJ CONF. |
| Average RPI Loss: | 120 | RECORD | PCT. RANK | GAMES | SCHEDULE | OF SCHEDULE | RPI | RPI | RPI | RPI |
| DIV. I ONLY | 5- 15 | 296 | 1- 8 | 68 | 257 | 216 | 216 | 10 | 10 | |
| DIV. I NON-CONF. | 4- 7 | 224 | 1- 1 | 171 | 337 | 225 | 225 | 11 | 11 | |
| TOTALS | RPI 1-25 | RPI 26-50 | W-L RECORDS | RPI 51-100 | RPI 101-150 | RPI 150+ | | | | |
| 5- 15 | 0- 0 | 0- 0 | OVERALL | 0- 7 | 0- 2 | 5- 6 | | | | |
| 1- 6 | 0- 0 | 0- 0 | HOME | 0- 3 | 0- 0 | 1- 3 | | | | |
| 2- 7 | 0- 0 | 0- 0 | AWAY | 0- 4 | 0- 2 | 2- 1 | | | | |
| 2- 2 | 0- 0 | 0- 0 | NEUTRAL | 0- 0 | 0- 0 | 2- 2 | | | | |
| 4- 7 | 0- 0 | 0- 0 | NON-CONFERENCE | 0- 1 | 0- 1 | 4- 5 | | | | |
| 0- 3 | 0- 0 | 0- 0 | HOME | 0- 1 | 0- 0 | 0- 2 | | | | |
| 2- 2 | 0- 0 | 0- 0 | AWAY | 0- 0 | 0- 1 | 2- 1 | | | | |
| 2- 2 | 0- 0 | 0- 0 | NEUTRAL | 0- 0 | 0- 0 | 2- 2 | | | | |
| 1- 8 | 0- 0 | 0- 0 | CONFERENCE | 0- 6 | 0- 1 | 1- 1 | | | | |
| 1- 3 | 0- 0 | 0- 0 | HOME | 0- 2 | 0- 0 | 1- 1 | | | | |
| 0- 5 | 0- 0 | 0- 0 | AWAY | 0- 4 | 0- 1 | 0- 0 | | | | |
| 0- 0 | 0- 0 | 0- 0 | NEUTRAL | 0- 0 | 0- 0 | 0- 0 | | | | |

| RPI 1-25 | | | RPI 26-50 | | | RPI 51-100 | | | RPI 101+ | | | Team's RPI: 216 |
|---------------------------|---|----------|---------------------|-----|-------|--------------------|-------|---------------------|----------|----------|-------|-----------------|
| RPI | S | Opponent | Score | RPI | S | Opponent | Score | RPI | S | Opponent | Score | |
| | | | | | | 62 H Ohio | 62 79 | 112 A Kent St. | | 66 84 | | |
| | | | | | | 67 H IUPUI | 53 65 | 138 A Wright St. | | 57 65 | | |
| | | | | | | 72 A Buffalo | 45 71 | 152 N Providence | | 59 75 | | |
| | | | | | | 72 H Buffalo | 51 68 | 156 H Cincinnati | | 43 49 | | |
| | | | | | | 83 A Central Mich. | 61 80 | 158 N La Salle | | 70 79 | | |
| | | | | | | 86 A Northern Ill. | 76 89 | 167 H Western Mich. | | 60 85 | | |
| | | | | | | 92 A Toledo | 50 64 | 187 H Indiana St. | | 54 62 | | |
| | | | | | | | | 200 A Morehead St. | | 43 77 | | |
| | | | | | | | | 258 A Austin Peay | | 73 58 | | |
| | | | | | | | | 261 H Eastern Mich. | | 72 61 | | |
| | | | | | | | | 272 A Northern Ky. | | 60 50 | | |
| | | | | | | | | 313 N Eastern Ky. | | 65 54 | | |
| | | | | | | | | 318 N Fort Wayne | | 69 47 | | |
| LAST 12 Division I GAMES: | | | | | | | | | | | | |
| 112 A Kent St. | | 66 84 | 92 A Toledo | | 50 64 | | | | | | | |
| 62 H Ohio | | 62 79 | 167 H Western Mich. | | 60 85 | | | | | | | |
| 86 A Northern Ill. | | 76 89 | 72 A Buffalo | | 45 71 | | | | | | | |
| 83 A Central Mich. | | 61 80 | 138 A Wright St. | | 57 65 | | | | | | | |
| 72 H Buffalo | | 51 68 | 313 N Eastern Ky. | | 65 54 | | | | | | | |
| 261 H Eastern Mich. | | 72 61 | 318 N Fort Wayne | | 69 47 | | | | | | | |

Non-Div I Games: Cedarville 70 57 Northwood 64 49

Miami (OH)

Loss, Non-Conf, S Site, H Home A Away N Neutral

Michigan

Through Games Of Feb. 1, 2017

| | | | | | | | | | | |
|----------------------|------|----------|-----------|----------------|-------------|---------------|------------|-------------|----------|-----------|
| Average RPI Win: 163 | | WON-LOST | WINNING | LAST 10 | STRENGTH OF | OPP. STRENGTH | TEAM | ADJ. | CONF. | ADJ CONF. |
| Average RPI Loss: 47 | | RECORD | PCT. RANK | GAMES | SCHEDULE | OF SCHEDULE | RPI | RPI | RPI | RPI |
| DIV. I ONLY | | 18- 5 | 26 | 8- 2 | 81 | 59 | 32 | 32 | 6 | 6 |
| DIV. I NON-CONF. | | 11- 3 | 53 | 3- 0 | 98 | 126 | 43 | 43 | 6 | 6 |
| TOTALS | | RPI 1-25 | RPI 26-50 | | W-L RECORDS | | RPI 51-100 | RPI 101-150 | RPI 150+ | |
| 18- 5 | 0- 3 | 1- 1 | | OVERALL | | 5- 0 | 0- 0 | | 12- 1 | |
| 11- 0 | 0- 0 | 1- 0 | | HOME | | 3- 0 | 0- 0 | | 7- 0 | |
| 5- 4 | 0- 2 | 0- 1 | | AWAY | | 1- 0 | 0- 0 | | 4- 1 | |
| 2- 1 | 0- 1 | 0- 0 | | NEUTRAL | | 1- 0 | 0- 0 | | 1- 0 | |
| 11- 3 | 0- 2 | 0- 0 | | NON-CONFERENCE | | 3- 0 | 0- 0 | | 8- 1 | |
| 7- 0 | 0- 0 | 0- 0 | | HOME | | 1- 0 | 0- 0 | | 6- 0 | |
| 2- 2 | 0- 1 | 0- 0 | | AWAY | | 1- 0 | 0- 0 | | 1- 1 | |
| 2- 1 | 0- 1 | 0- 0 | | NEUTRAL | | 1- 0 | 0- 0 | | 1- 0 | |
| 7- 2 | 0- 1 | 1- 1 | | CONFERENCE | | 2- 0 | 0- 0 | | 4- 0 | |
| 4- 0 | 0- 0 | 1- 0 | | HOME | | 2- 0 | 0- 0 | | 1- 0 | |
| 3- 2 | 0- 1 | 0- 1 | | AWAY | | 0- 0 | 0- 0 | | 3- 0 | |
| 0- 0 | 0- 0 | 0- 0 | | NEUTRAL | | 0- 0 | 0- 0 | | 0- 0 | |

| RPI S | Opponent | Score | RPI S | Opponent | Score | Team's RPI: 32 | RPI S | Opponent | Score | RPI S | Opponent | Score |
|---------------------------|--------------|-------|-------|--------------|-------|----------------|-------|--------------|-------|-------|---------------|--------|
| 6 N | Florida St. | 62 76 | 29 A | Ohio St. | 87 96 | | 52 H | Indiana | 78 74 | 164 A | Nebraska | 84 51 |
| 9 A | UCLA | 64 84 | 43 H | Northwestern | 80 54 | | 53 A | Georgia Tech | 92 52 | 167 H | Western Mich. | 66 40 |
| 18 A | Maryland | 70 83 | | | | | 57 H | Minnesota | 84 69 | 172 A | Xavier | 58 61 |
| | | | | | | | 62 H | Ohio | 69 46 | 177 A | Illinois | 86 70 |
| | | | | | | | 97 N | Gonzaga | 78 66 | 181 H | American | 82 33 |
| | | | | | | | | | | 182 H | Rutgers | 63 50 |
| | | | | | | | | | | 201 H | Oakland | 101 63 |
| | | | | | | | | | | 203 A | Wisconsin | 73 56 |
| | | | | | | | | | | 218 H | Niagara | 107 35 |
| | | | | | | | | | | 229 A | San Diego St. | 92 57 |
| | | | | | | | | | | 241 H | Howard | 109 41 |
| | | | | | | | | | | 280 H | Vermont | 78 56 |
| | | | | | | | | | | 326 N | Winthrop | 76 39 |
| LAST 12 Division I GAMES: | | | | | | | | | | | | |
| 177 A | Illinois | 86 70 | 29 A | Ohio St. | 87 96 | | | | | | | |
| 43 H | Northwestern | 80 54 | 203 A | Wisconsin | 73 56 | | | | | | | |
| 164 A | Nebraska | 84 51 | 182 H | Rutgers | 63 50 | | | | | | | |
| 18 A | Maryland | 70 83 | 181 H | American | 82 33 | | | | | | | |
| 57 H | Minnesota | 84 69 | 280 H | Vermont | 78 56 | | | | | | | |
| 52 H | Indiana | 78 74 | 62 H | Ohio | 69 46 | | | | | | | |

Non-Div I Games:

Michigan

■ Loss,
■ Non-Conf, S Site,
■ Home
■ Away
N Neutral

| | | | | | | | | | | |
|-------------------|----------|-----------|----------------|------------|-------------|---------------|------|------|-------|-----------|
| Average RPI Win: | 162 | WON-LOST | WINNING | LAST 10 | STRENGTH OF | OPP. STRENGTH | TEAM | ADJ. | CONF. | ADJ CONF. |
| Average RPI Loss: | 69 | RECORD | PCT. RANK | GAMES | SCHEDULE | OF SCHEDULE | RPI | RPI | RPI | RPI |
| DIV. I ONLY | 15- 7 | 82 | 5- 5 | 108 | 39 | 59 | 59 | 6 | 6 | |
| DIV. I NON-CONF. | 10- 3 | 54 | 2- 1 | 83 | 65 | 39 | 39 | 6 | 6 | |
| TOTALS | RPI 1-25 | RPI 26-50 | W-L RECORDS | RPI 51-100 | RPI 101-150 | RPI 150+ | | | | |
| 15- 7 | 0- 1 | 2- 3 | OVERALL | 2- 2 | 1- 0 | 10- 1 | | | | |
| 8- 2 | 0- 1 | 1- 0 | HOME | 1- 1 | 0- 0 | 6- 0 | | | | |
| 6- 5 | 0- 0 | 1- 3 | AWAY | 1- 1 | 0- 0 | 4- 1 | | | | |
| 1- 0 | 0- 0 | 0- 0 | NEUTRAL | 0- 0 | 1- 0 | 0- 0 | | | | |
| 10- 3 | 0- 1 | 1- 2 | NON-CONFERENCE | 1- 0 | 1- 0 | 7- 0 | | | | |
| 5- 1 | 0- 1 | 0- 0 | HOME | 1- 0 | 0- 0 | 4- 0 | | | | |
| 4- 2 | 0- 0 | 1- 2 | AWAY | 0- 0 | 0- 0 | 3- 0 | | | | |
| 1- 0 | 0- 0 | 0- 0 | NEUTRAL | 0- 0 | 1- 0 | 0- 0 | | | | |
| 5- 4 | 0- 0 | 1- 1 | CONFERENCE | 1- 2 | 0- 0 | 3- 1 | | | | |
| 3- 1 | 0- 0 | 1- 0 | HOME | 0- 1 | 0- 0 | 2- 0 | | | | |
| 2- 3 | 0- 0 | 0- 1 | AWAY | 1- 1 | 0- 0 | 1- 1 | | | | |
| 0- 0 | 0- 0 | 0- 0 | NEUTRAL | 0- 0 | 0- 0 | 0- 0 | | | | |

| RPI 1-25 | | | | RPI 26-50 | | | | RPI 51-100 | | | | Team's RPI: 59 | | RPI 101+ | | | |
|---------------------------|---|------------|-------|-----------|---|--------------|-------|------------|---|--------------|-------|----------------|-----|----------|---------------|-------|--|
| RPI | S | Opponent | Score | RPI | S | Opponent | Score | RPI | S | Opponent | Score | | RPI | S | Opponent | Score | |
| 2 | H | Notre Dame | 61 79 | 29 | H | Ohio St. | 94 75 | 57 | A | Minnesota | 93 74 | | 110 | N | Delaware | 81 64 | |
| | | | | 36 | A | Syracuse | 64 75 | 93 | A | Purdue | 54 66 | | 157 | H | Northeastern | 78 44 | |
| | | | | 37 | A | Oregon | 55 88 | 93 | H | Purdue | 66 76 | | 164 | H | Nebraska | 93 73 | |
| | | | | 43 | A | Northwestern | 65 76 | 98 | H | Wyoming | 63 51 | | 167 | A | Western Mich. | 68 64 | |
| | | | | 46 | A | Quinnipiac | 71 54 | | | | | | 177 | H | Illinois | 71 47 | |
| | | | | | | | | | | | | | 182 | A | Rutgers | 58 62 | |
| | | | | | | | | | | | | | 201 | H | Oakland | 81 74 | |
| | | | | | | | | | | | | | 203 | A | Wisconsin | 81 57 | |
| | | | | | | | | | | | | | 213 | A | CSUN | 63 59 | |
| | | | | | | | | | | | | | 222 | H | Southern U. | 70 55 | |
| | | | | | | | | | | | | | 292 | H | Davidson | 70 34 | |
| | | | | | | | | | | | | | 294 | A | Rhode Island | 85 48 | |
| LAST 12 Division I GAMES: | | | | | | | | | | | | | | | | | |
| | | | | 57 | A | Minnesota | 93 74 | 164 | H | Nebraska | 93 73 | | | | | | |
| | | | | 203 | A | Wisconsin | 81 57 | 93 | A | Purdue | 54 66 | | | | | | |
| | | | | 93 | H | Purdue | 66 76 | 177 | H | Illinois | 71 47 | | | | | | |
| | | | | 43 | A | Northwestern | 65 76 | 2 | H | Notre Dame | 61 79 | | | | | | |
| | | | | 182 | A | Rutgers | 58 62 | 157 | H | Northeastern | 78 44 | | | | | | |
| | | | | 29 | H | Ohio St. | 94 75 | 294 | A | Rhode Island | 85 48 | | | | | | |

Non-Div I Games:

Michigan St.

| | | | | | | | | | | |
|-------------------|----------|-----------|----------------|------------|-------------|---------------|------|------|-------|-----------|
| Average RPI Win: | 195 | WON-LOST | WINNING | LAST 10 | STRENGTH OF | OPP. STRENGTH | TEAM | ADJ. | CONF. | ADJ CONF. |
| Average RPI Loss: | 57 | RECORD | PCT. RANK | GAMES | SCHEDULE | OF SCHEDULE | RPI | RPI | RPI | RPI |
| DIV. I ONLY | 12- 8 | 126 | 8- 2 | 69 | 93 | 88 | 88 | 15 | 15 | |
| DIV. I NON-CONF. | 5- 6 | 186 | 2- 1 | 17 | 21 | 90 | 90 | 16 | 16 | |
| TOTALS | RPI 1-25 | RPI 26-50 | W-L RECORDS | RPI 51-100 | RPI 101-150 | RPI 150+ | | | | |
| 12- 8 | 0- 2 | 1- 1 | OVERALL | 1- 4 | 0- 1 | 10- 0 | | | | |
| 7- 4 | 0- 1 | 1- 1 | HOME | 1- 2 | 0- 0 | 5- 0 | | | | |
| 5- 4 | 0- 1 | 0- 0 | AWAY | 0- 2 | 0- 1 | 5- 0 | | | | |
| 0- 0 | 0- 0 | 0- 0 | NEUTRAL | 0- 0 | 0- 0 | 0- 0 | | | | |
| 5- 6 | 0- 2 | 1- 1 | NON-CONFERENCE | 1- 3 | 0- 0 | 3- 0 | | | | |
| 3- 4 | 0- 1 | 1- 1 | HOME | 1- 2 | 0- 0 | 1- 0 | | | | |
| 2- 2 | 0- 1 | 0- 0 | AWAY | 0- 1 | 0- 0 | 2- 0 | | | | |
| 0- 0 | 0- 0 | 0- 0 | NEUTRAL | 0- 0 | 0- 0 | 0- 0 | | | | |
| 7- 2 | 0- 0 | 0- 0 | CONFERENCE | 0- 1 | 0- 1 | 7- 0 | | | | |
| 4- 0 | 0- 0 | 0- 0 | HOME | 0- 0 | 0- 0 | 4- 0 | | | | |
| 3- 2 | 0- 0 | 0- 0 | AWAY | 0- 1 | 0- 1 | 3- 0 | | | | |
| 0- 0 | 0- 0 | 0- 0 | NEUTRAL | 0- 0 | 0- 0 | 0- 0 | | | | |

| RPI 1-25 | | | | RPI 26-50 | | | | RPI 51-100 Team's RPI: 88 | | | | RPI 101+ | | | |
|---------------------------|---|----------------|-------|-----------|---|---------------|-------|---------------------------|---|---------------|-------|----------|---|----------------|-------|
| RPI | S | Opponent | Score | RPI | S | Opponent | Score | RPI | S | Opponent | Score | RPI | S | Opponent | Score |
| 13 | H | Louisville | 72 91 | 26 | H | Arizona St. | 48 69 | 53 | H | Georgia Tech | 60 61 | 130 | A | Southern Miss. | 61 81 |
| 15 | A | Kentucky | 48 61 | 35 | H | Tulane | 62 59 | 62 | H | Ohio | 52 73 | 153 | H | Rice | 71 61 |
| | | | | | | | | 69 | A | Virginia | 51 63 | 160 | A | Missouri St. | 71 52 |
| | | | | | | | | 83 | H | Central Mich. | 79 69 | 168 | A | Louisiana Tech | 79 65 |
| | | | | | | | | 91 | A | Western Ky. | 51 66 | 189 | A | UAB | 64 61 |
| | | | | | | | | | | | | 220 | H | North Texas | 60 52 |
| | | | | | | | | | | | | 223 | A | Marshall | 72 63 |
| | | | | | | | | | | | | 258 | H | Austin Peay | 82 51 |
| | | | | | | | | | | | | 260 | H | FIU | 95 43 |
| | | | | | | | | | | | | 262 | A | Tennessee Tech | 73 62 |
| | | | | | | | | | | | | 330 | H | Fla. Atlantic | 87 69 |
| LAST 12 Division I GAMES: | | | | | | | | | | | | | | | |
| 168 | A | Louisiana Tech | 79 65 | 220 | H | North Texas | 60 52 | | | | | | | | |
| 130 | A | Southern Miss. | 61 81 | 153 | H | Rice | 71 61 | | | | | | | | |
| 330 | H | Fla. Atlantic | 87 69 | 189 | A | UAB | 64 61 | | | | | | | | |
| 260 | H | FIU | 95 43 | 83 | H | Central Mich. | 79 69 | | | | | | | | |
| 91 | A | Western Ky. | 51 66 | 53 | H | Georgia Tech | 60 61 | | | | | | | | |
| 223 | A | Marshall | 72 63 | 160 | A | Missouri St. | 71 52 | | | | | | | | |

Non-Div I Games:

Middle Tenn.

■ Loss,
 ■ Non-Conf, S Site,
 ■ Home
 ■ Away
 N Neutral

| | | | | | | | | | | |
|-------------------|----------|-----------|----------------|------------|-------------|---------------|------|------|-------|-----------|
| Average RPI Win: | 269 | WON-LOST | WINNING | LAST 10 | STRENGTH OF | OPP. STRENGTH | TEAM | ADJ. | CONF. | ADJ CONF. |
| Average RPI Loss: | 90 | RECORD | PCT. RANK | GAMES | SCHEDULE | OF SCHEDULE | RPI | RPI | RPI | RPI |
| DIV. I ONLY | 15- 6 | 58 | 2- 0 | 324 | 182 | 161 | 161 | 22 | 22 | |
| DIV. I NON-CONF. | 8- 3 | 67 | 1- 0 | 327 | 125 | 160 | 160 | 20 | 20 | |
| TOTALS | RPI 1-25 | RPI 26-50 | W-L RECORDS | RPI 51-100 | RPI 101-150 | RPI 150+ | | | | |
| 15- 6 | 0- 0 | 0- 3 | OVERALL | 1- 1 | 0- 1 | 14- 1 | | | | |
| 7- 3 | 0- 0 | 0- 1 | HOME | 1- 0 | 0- 1 | 6- 1 | | | | |
| 7- 3 | 0- 0 | 0- 2 | AWAY | 0- 1 | 0- 0 | 7- 0 | | | | |
| 1- 0 | 0- 0 | 0- 0 | NEUTRAL | 0- 0 | 0- 0 | 1- 0 | | | | |
| 8- 3 | 0- 0 | 0- 2 | NON-CONFERENCE | 1- 1 | 0- 0 | 7- 0 | | | | |
| 4- 1 | 0- 0 | 0- 1 | HOME | 1- 0 | 0- 0 | 3- 0 | | | | |
| 3- 2 | 0- 0 | 0- 1 | AWAY | 0- 1 | 0- 0 | 3- 0 | | | | |
| 1- 0 | 0- 0 | 0- 0 | NEUTRAL | 0- 0 | 0- 0 | 1- 0 | | | | |
| 7- 3 | 0- 0 | 0- 1 | CONFERENCE | 0- 0 | 0- 1 | 7- 1 | | | | |
| 3- 2 | 0- 0 | 0- 0 | HOME | 0- 0 | 0- 1 | 3- 1 | | | | |
| 4- 1 | 0- 0 | 0- 1 | AWAY | 0- 0 | 0- 0 | 4- 0 | | | | |
| 0- 0 | 0- 0 | 0- 0 | NEUTRAL | 0- 0 | 0- 0 | 0- 0 | | | | |

| RPI 1-25 | | | | RPI 26-50 | | | | RPI 51-100 | | | | RPI 101+ | | | | Team's RPI: 161 |
|---------------------------|---|----------|-------|-----------|---|----------------|-------|------------|---|---------------|---------|----------|---|------------------|-------|-----------------|
| RPI | S | Opponent | Score | RPI | S | Opponent | Score | RPI | S | Opponent | Score | RPI | S | Opponent | Score | |
| | | | | 30 | A | Green Bay | 47 89 | 86 | A | Northern Ill. | 104 114 | 138 | H | Wright St. | 51 69 | |
| | | | | 40 | A | Marquette | 74 85 | 96 | H | Western Ill. | 76 68 | 174 | H | Detroit | 81 69 | |
| | | | | 43 | H | Northwestern | 63 65 | | | | | 192 | A | Cleveland St. | 80 78 | |
| | | | | | | | | | | | | 201 | H | Oakland | 73 75 | |
| | | | | | | | | | | | | 203 | H | Wisconsin | 80 63 | |
| | | | | | | | | | | | | 272 | H | Northern Ky. | 72 44 | |
| | | | | | | | | | | | | 280 | A | Vermont | 68 44 | |
| | | | | | | | | | | | | 283 | H | North Dakota St. | 79 74 | |
| | | | | | | | | | | | | 302 | A | Loyola Chicago | 73 46 | |
| | | | | | | | | | | | | 310 | A | Youngstown St. | 78 74 | |
| | | | | | | | | | | | | 314 | A | Illinois St. | 68 60 | |
| | | | | | | | | | | | | 317 | A | Ill.-Chicago | 88 65 | |
| | | | | | | | | | | | | 317 | H | Ill.-Chicago | 83 55 | |
| | | | | | | | | | | | | 322 | A | Valparaiso | 85 74 | |
| | | | | | | | | | | | | 328 | H | Chicago St. | 71 49 | |
| | | | | | | | | | | | | 332 | N | LIU Brooklyn | 88 50 | |
| LAST 12 Division I GAMES: | | | | | | | | | | | | | | | | |
| | | | | 280 | A | Vermont | 68 44 | 201 | H | Oakland | 73 75 | | | | | |
| | | | | 310 | A | Youngstown St. | 78 74 | 322 | A | Valparaiso | 85 74 | | | | | |
| | | | | 192 | A | Cleveland St. | 80 78 | 317 | A | Ill.-Chicago | 88 65 | | | | | |
| | | | | 30 | A | Green Bay | 47 89 | 272 | H | Northern Ky. | 72 44 | | | | | |
| | | | | 317 | H | Ill.-Chicago | 83 55 | 138 | H | Wright St. | 51 69 | | | | | |
| | | | | 174 | H | Detroit | 81 69 | 40 | A | Marquette | 74 85 | | | | | |

Non-Div I Games:

Milwaukee

■ Loss,
 ■ Non-Conf,
 ■ S Site,
 ■ H Home
 ■ A Away
 N Neutral

| | | | | | | | | | | |
|-------------------|----------|-----------|----------------|------------|-------------|---------------|------|------|-------|-----------|
| Average RPI Win: | 130 | WON-LOST | WINNING | LAST 10 | STRENGTH OF | OPP. STRENGTH | TEAM | ADJ. | CONF. | ADJ CONF. |
| Average RPI Loss: | 43 | RECORD | PCT. RANK | GAMES | SCHEDULE | OF SCHEDULE | RPI | RPI | RPI | RPI |
| DIV. I ONLY | 11- 11 | 166 | 3- 7 | 6 | 44 | 57 | 57 | 6 | 6 | |
| DIV. I NON-CONF. | 9- 4 | 85 | 2- 1 | 5 | 35 | 13 | 13 | 6 | 6 | |
| TOTALS | RPI 1-25 | RPI 26-50 | W-L RECORDS | RPI 51-100 | RPI 101-150 | RPI 150+ | | | | |
| 11- 11 | 1- 3 | 1- 3 | OVERALL | 1- 4 | 3- 1 | 5- 0 | | | | |
| 9- 4 | 1- 2 | 1- 1 | HOME | 1- 1 | 1- 0 | 5- 0 | | | | |
| 2- 5 | 0- 1 | 0- 2 | AWAY | 0- 2 | 2- 0 | 0- 0 | | | | |
| 0- 2 | 0- 0 | 0- 0 | NEUTRAL | 0- 1 | 0- 1 | 0- 0 | | | | |
| 9- 4 | 1- 2 | 1- 0 | NON-CONFERENCE | 1- 1 | 3- 1 | 3- 0 | | | | |
| 7- 1 | 1- 1 | 1- 0 | HOME | 1- 0 | 1- 0 | 3- 0 | | | | |
| 2- 1 | 0- 1 | 0- 0 | AWAY | 0- 0 | 2- 0 | 0- 0 | | | | |
| 0- 2 | 0- 0 | 0- 0 | NEUTRAL | 0- 1 | 0- 1 | 0- 0 | | | | |
| 2- 7 | 0- 1 | 0- 3 | CONFERENCE | 0- 3 | 0- 0 | 2- 0 | | | | |
| 2- 3 | 0- 1 | 0- 1 | HOME | 0- 1 | 0- 0 | 2- 0 | | | | |
| 0- 4 | 0- 0 | 0- 2 | AWAY | 0- 2 | 0- 0 | 0- 0 | | | | |
| 0- 0 | 0- 0 | 0- 0 | NEUTRAL | 0- 0 | 0- 0 | 0- 0 | | | | |

| RPI | S | Opponent | Score | RPI | S | Opponent | Score | RPI | S | Opponent | Score | RPI | S | Opponent | Score |
|---------------------------|---|----------------|--------|-----|---|----------------|-------|-----|---|----------------|-------|-----|---|-----------------|--------|
| 3 | A | South Carolina | 58 98 | 29 | A | Ohio St. | 62 87 | 52 | A | Indiana | 62 78 | 112 | H | Kent St. | 92 62 |
| 6 | H | Florida St. | 61 75 | 29 | H | Ohio St. | 76 88 | 54 | A | Iowa | 65 80 | 116 | N | Georgia | 58 70 |
| 18 | H | Maryland | 72 83 | 32 | A | Michigan | 69 84 | 59 | H | Michigan St. | 74 93 | 123 | A | VCU | 79 69 |
| 20 | H | Harvard | 103 87 | 42 | H | Georgetown | 68 60 | 73 | N | North Carolina | 77 91 | 147 | A | New Mexico | 69 65 |
| | | | | | | | | 81 | H | Belmont | 75 74 | 166 | H | Army West Point | 70 52 |
| | | | | | | | | | | | | 174 | H | Detroit | 111 91 |
| | | | | | | | | | | | | 177 | H | Illinois | 78 50 |
| | | | | | | | | | | | | 180 | H | Seton Hall | 90 57 |
| | | | | | | | | | | | | 203 | H | Wisconsin | 88 60 |
| LAST 12 Division I GAMES: | | | | | | | | | | | | | | | |
| 59 | H | Michigan St. | 74 93 | 52 | A | Indiana | 62 78 | | | | | | | | |
| 29 | H | Ohio St. | 76 88 | 18 | H | Maryland | 72 83 | | | | | | | | |
| 54 | A | Iowa | 65 80 | 29 | A | Ohio St. | 62 87 | | | | | | | | |
| 177 | H | Illinois | 78 50 | 112 | H | Kent St. | 92 62 | | | | | | | | |
| 32 | A | Michigan | 69 84 | 81 | H | Belmont | 75 74 | | | | | | | | |
| 203 | H | Wisconsin | 88 60 | 3 | A | South Carolina | 58 98 | | | | | | | | |

Non-Div I Games:

Minnesota

■ Loss,
■ Non-Conf, S Site,
■ Home
■ Away
N Neutral

| | | | | | | | | | | |
|-------------------|----------|-----------|----------------|------------|-------------|---------------|------|------|-------|-----------|
| Average RPI Win: | 100 | WON-LOST | WINNING | LAST 10 | STRENGTH OF | OPP. STRENGTH | TEAM | ADJ. | CONF. | ADJ CONF. |
| Average RPI Loss: | 3 | RECORD | PCT. RANK | GAMES | SCHEDULE | OF SCHEDULE | RPI | RPI | RPI | RPI |
| DIV. I ONLY | 21- 1 | 3 | 9- 1 | 25 | 11 | 4 | 4 | 2 | 2 | |
| DIV. I NON-CONF. | 14- 0 | 1 | 4- 0 | 68 | 15 | 4 | 4 | 2 | 2 | |
| TOTALS | RPI 1-25 | RPI 26-50 | W-L RECORDS | RPI 51-100 | RPI 101-150 | RPI 150+ | | | | |
| 21- 1 | 4- 1 | 2- 0 | OVERALL | 5- 0 | 6- 0 | 4- 0 | | | | |
| 7- 0 | 3- 0 | 0- 0 | HOME | 1- 0 | 1- 0 | 2- 0 | | | | |
| 9- 1 | 1- 1 | 0- 0 | AWAY | 3- 0 | 4- 0 | 1- 0 | | | | |
| 5- 0 | 0- 0 | 2- 0 | NEUTRAL | 1- 0 | 1- 0 | 1- 0 | | | | |
| 14- 0 | 1- 0 | 2- 0 | NON-CONFERENCE | 4- 0 | 3- 0 | 4- 0 | | | | |
| 3- 0 | 1- 0 | 0- 0 | HOME | 0- 0 | 0- 0 | 2- 0 | | | | |
| 6- 0 | 0- 0 | 0- 0 | AWAY | 3- 0 | 2- 0 | 1- 0 | | | | |
| 5- 0 | 0- 0 | 2- 0 | NEUTRAL | 1- 0 | 1- 0 | 1- 0 | | | | |
| 7- 1 | 3- 1 | 0- 0 | CONFERENCE | 1- 0 | 3- 0 | 0- 0 | | | | |
| 4- 0 | 2- 0 | 0- 0 | HOME | 1- 0 | 1- 0 | 0- 0 | | | | |
| 3- 1 | 1- 1 | 0- 0 | AWAY | 0- 0 | 2- 0 | 0- 0 | | | | |
| 0- 0 | 0- 0 | 0- 0 | NEUTRAL | 0- 0 | 0- 0 | 0- 0 | | | | |

| RPI 1-25 | | | | Team's RPI: 4 | | RPI 26-50 | | | | RPI 51-100 | | | | RPI 101+ | | | | | |
|---------------------------|---|----------------|-------|---------------|-----|-----------|---------------------|-------|----|------------|---|---------------------|-------|----------|-----|---|------------------|-------|----|
| RPI | S | Opponent | Score | | RPI | S | Opponent | Score | | RPI | S | Opponent | Score | | RPI | S | Opponent | Score | |
| 3 | A | South Carolina | 61 | 64 | 35 | N | Tulane | 66 | 49 | 55 | A | Little Rock | 58 | 44 | 103 | H | Ole Miss | 73 | 62 |
| 12 | H | Texas | 79 | 68 | 37 | N | Oregon | 75 | 63 | 63 | N | Villanova | 108 | 62 | 108 | N | SMU | 91 | 42 |
| 14 | A | Tennessee | 74 | 64 | | | | | | 64 | H | Florida | 82 | 49 | 109 | A | Arkansas | 59 | 51 |
| 19 | H | Texas A&M | 71 | 61 | | | | | | 71 | A | Southern California | 76 | 72 | 117 | A | Alabama | 67 | 54 |
| 25 | H | LSU | 74 | 48 | | | | | | 94 | A | Iowa St. | 85 | 81 | 119 | A | Maine | 87 | 43 |
| | | | | | | | | | | | | | | | 130 | A | Southern Miss. | 72 | 50 |
| | | | | | | | | | | | | | | | 191 | N | San Jose St. | 88 | 51 |
| | | | | | | | | | | | | | | | 197 | H | Alabama St. | 90 | 47 |
| | | | | | | | | | | | | | | | 217 | A | Hawaii | 66 | 41 |
| | | | | | | | | | | | | | | | 321 | H | Northwestern St. | 106 | 30 |
| LAST 12 Division I GAMES: | | | | | | | | | | | | | | | | | | | |
| 19 | H | Texas A&M | 71 | 61 | 109 | A | Arkansas | 59 | 51 | | | | | | | | | | |
| 3 | A | South Carolina | 61 | 64 | 25 | H | LSU | 74 | 48 | | | | | | | | | | |
| 117 | A | Alabama | 67 | 54 | 321 | H | Northwestern St. | 106 | 30 | | | | | | | | | | |
| 103 | H | Ole Miss | 73 | 62 | 197 | H | Alabama St. | 90 | 47 | | | | | | | | | | |
| 64 | H | Florida | 82 | 49 | 71 | A | Southern California | 76 | 72 | | | | | | | | | | |
| 14 | A | Tennessee | 74 | 64 | 108 | N | SMU | 91 | 42 | | | | | | | | | | |

Non-Div I Games:

Mississippi St.

| | | | | | | | | | | |
|-------------------|----------|-----------|----------------|------------|-------------|---------------|------|------|-------|-----------|
| Average RPI Win: | 305 | WON-LOST | WINNING | LAST 10 | STRENGTH OF | OPP. STRENGTH | TEAM | ADJ. | CONF. | ADJ CONF. |
| Average RPI Loss: | 172 | RECORD | PCT. RANK | GAMES | SCHEDULE | OF SCHEDULE | RPI | RPI | RPI | RPI |
| DIV. I ONLY | 6- 12 | 261 | 5- 5 | 290 | 303 | 281 | 281 | 30 | 30 | |
| DIV. I NON-CONF. | 1- 8 | 314 | 0- 3 | 116 | 155 | 262 | 262 | 30 | 30 | |
| TOTALS | RPI 1-25 | RPI 26-50 | W-L RECORDS | RPI 51-100 | RPI 101-150 | RPI 150+ | | | | |
| 6- 12 | 0- 1 | 0- 0 | OVERALL | 0- 1 | 0- 3 | 6- 7 | | | | |
| 3- 3 | 0- 0 | 0- 0 | HOME | 0- 1 | 0- 0 | 3- 2 | | | | |
| 3- 9 | 0- 0 | 0- 0 | AWAY | 0- 0 | 0- 1 | 3- 1 | | | | |
| 0- 0 | 0- 0 | 0- 0 | NEUTRAL | 0- 0 | 0- 0 | 0- 0 | | | | |
| 1- 8 | 0- 1 | 0- 0 | NON-CONFERENCE | 0- 1 | 0- 3 | 1- 3 | | | | |
| 0- 2 | 0- 0 | 0- 0 | HOME | 0- 1 | 0- 0 | 0- 1 | | | | |
| 1- 6 | 0- 1 | 0- 0 | AWAY | 0- 0 | 0- 3 | 1- 2 | | | | |
| 0- 0 | 0- 0 | 0- 0 | NEUTRAL | 0- 0 | 0- 0 | 0- 0 | | | | |
| 5- 4 | 0- 0 | 0- 0 | CONFERENCE | 0- 0 | 0- 0 | 5- 4 | | | | |
| 3- 1 | 0- 0 | 0- 0 | HOME | 0- 0 | 0- 0 | 3- 1 | | | | |
| 2- 3 | 0- 0 | 0- 0 | AWAY | 0- 0 | 0- 0 | 2- 3 | | | | |
| 0- 0 | 0- 0 | 0- 0 | NEUTRAL | 0- 0 | 0- 0 | 0- 0 | | | | |

| RPI 1-25 | | | | RPI 26-50 | | | | RPI 51-100 | | | | RPI 101+ Team's RPI: 281 | | | |
|---------------------------|---|----------------|--------|-----------|---|-----------------|-------|------------|---|----------|-------|--------------------------|---|------------------|--------|
| RPI | S | Opponent | Score | RPI | S | Opponent | Score | RPI | S | Opponent | Score | RPI | S | Opponent | Score |
| 5 | A | Baylor | 36 101 | | | | | 80 | H | Colorado | 64 76 | 103 | A | Ole Miss | 30 67 |
| | | | | | | | | | | | | 117 | A | Alabama | 44 93 |
| | | | | | | | | | | | | 130 | A | Southern Miss. | 55 83 |
| | | | | | | | | | | | | 189 | A | UAB | 46 80 |
| | | | | | | | | | | | | 197 | H | Alabama St. | 73 79 |
| | | | | | | | | | | | | 203 | A | Wisconsin | 61 103 |
| | | | | | | | | | | | | 209 | H | Texas Southern | 75 74 |
| | | | | | | | | | | | | 222 | A | Southern U. | 44 51 |
| | | | | | | | | | | | | 252 | H | Murray St. | 62 80 |
| | | | | | | | | | | | | 266 | A | Grambling | 67 88 |
| | | | | | | | | | | | | 287 | H | Prairie View | 64 55 |
| | | | | | | | | | | | | 299 | A | Alcorn | 49 69 |
| | | | | | | | | | | | | 316 | A | Ark.-Pine Bluff | 73 63 |
| | | | | | | | | | | | | 321 | A | Northwestern St. | 68 64 |
| | | | | | | | | | | | | 347 | A | Jackson St. | 62 57 |
| | | | | | | | | | | | | 349 | H | Alabama A&M | 60 58 |
| LAST 12 Division I GAMES: | | | | | | | | | | | | | | | |
| 266 | A | Grambling | 67 88 | 197 | H | Alabama St. | 73 79 | | | | | | | | |
| 347 | A | Jackson St. | 62 57 | 349 | H | Alabama A&M | 60 58 | | | | | | | | |
| 209 | H | Texas Southern | 75 74 | 316 | A | Ark.-Pine Bluff | 73 63 | | | | | | | | |
| 287 | H | Prairie View | 64 55 | 103 | A | Ole Miss | 30 67 | | | | | | | | |
| 222 | A | Southern U. | 44 51 | 252 | H | Murray St. | 62 80 | | | | | | | | |
| 299 | A | Alcorn | 49 69 | 80 | H | Colorado | 64 76 | | | | | | | | |

Non-Div I Games: Tougaloo 99 55 Blue Mountain 66 40

Mississippi Val.

Loss, Non-Conf, S Site, H Home A Away N Neutral

| | | | | | | | | | | |
|-------------------|----------|-----------|----------------|------------|-------------|---------------|------|------|-------|-----------|
| Average RPI Win: | 122 | WON-LOST | WINNING | LAST 10 | STRENGTH OF | OPP. STRENGTH | TEAM | ADJ. | CONF. | ADJ CONF. |
| Average RPI Loss: | 57 | RECORD | PCT. RANK | GAMES | SCHEDULE | OF SCHEDULE | RPI | RPI | RPI | RPI |
| DIV. I ONLY | 16- 7 | 77 | 6- 4 | 32 | 26 | 31 | 31 | 2 | 2 | |
| DIV. I NON-CONF. | 10- 4 | 80 | 2- 1 | 59 | 81 | 48 | 48 | 2 | 2 | |
| TOTALS | RPI 1-25 | RPI 26-50 | W-L RECORDS | RPI 51-100 | RPI 101-150 | RPI 150+ | | | | |
| 16- 7 | 3- 3 | 1- 0 | OVERALL | 1- 2 | 4- 2 | 7- 0 | | | | |
| 12- 1 | 3- 0 | 0- 0 | HOME | 1- 0 | 2- 1 | 6- 0 | | | | |
| 3- 5 | 0- 1 | 0- 0 | AWAY | 0- 0 | 2- 0 | 1- 0 | | | | |
| 1- 1 | 0- 0 | 1- 0 | NEUTRAL | 0- 1 | 0- 0 | 0- 0 | | | | |
| 10- 4 | 0- 1 | 1- 0 | NON-CONFERENCE | 1- 2 | 1- 1 | 7- 0 | | | | |
| 8- 0 | 0- 0 | 0- 0 | HOME | 1- 0 | 1- 0 | 6- 0 | | | | |
| 1- 3 | 0- 1 | 0- 0 | AWAY | 0- 1 | 0- 1 | 1- 0 | | | | |
| 1- 1 | 0- 0 | 1- 0 | NEUTRAL | 0- 1 | 0- 0 | 0- 0 | | | | |
| 6- 3 | 3- 2 | 0- 0 | CONFERENCE | 0- 0 | 3- 1 | 0- 0 | | | | |
| 4- 1 | 3- 0 | 0- 0 | HOME | 0- 0 | 1- 1 | 0- 0 | | | | |
| 2- 2 | 0- 2 | 0- 0 | AWAY | 0- 0 | 2- 0 | 0- 0 | | | | |
| 0- 0 | 0- 0 | 0- 0 | NEUTRAL | 0- 0 | 0- 0 | 0- 0 | | | | |

| RPI 1-25 | | | | RPI 26-50 | | | | RPI 51-100 | | | | RPI 101+ | | | |
|---------------------------|---|------------|-------|-----------|---|--------------|-------|------------|---|--------------|-------|----------|---|-------------------|-------|
| RPI | S | Opponent | Score | RPI | S | Opponent | Score | RPI | S | Opponent | Score | RPI | S | Opponent | Score |
| 10 | A | Washington | 66 79 | 28 | N | Creighton | 72 63 | 53 | N | Georgia Tech | 70 72 | 107 | A | Vanderbilt | 74 68 |
| 15 | A | Kentucky | 62 64 | | | | | 67 | A | IUPUI | 45 73 | 109 | A | Arkansas | 60 46 |
| 15 | H | Kentucky | 73 67 | | | | | 96 | H | Western Ill. | 71 68 | 111 | A | Saint Louis | 61 72 |
| 19 | H | Texas A&M | 78 76 | | | | | | | | | 115 | H | Abilene Christian | 52 46 |
| 21 | H | Auburn | 68 53 | | | | | | | | | 116 | H | Georgia | 63 45 |
| 25 | A | LSU | 71 80 | | | | | | | | | 117 | H | Alabama | 58 59 |
| | | | | | | | | | | | | 160 | H | Missouri St. | 73 49 |
| | | | | | | | | | | | | 164 | A | Nebraska | 55 35 |
| | | | | | | | | | | | | 170 | H | UC Riverside | 68 62 |
| | | | | | | | | | | | | 171 | H | Wichita St. | 64 57 |
| | | | | | | | | | | | | 187 | H | Indiana St. | 77 48 |
| | | | | | | | | | | | | 211 | H | SIUE | 72 60 |
| | | | | | | | | | | | | 270 | H | UT Martin | 80 69 |
| LAST 12 Division I GAMES: | | | | | | | | | | | | | | | |
| 15 | H | Kentucky | 73 67 | 117 | H | Alabama | 58 59 | | | | | | | | |
| 21 | H | Auburn | 68 53 | 15 | A | Kentucky | 62 64 | | | | | | | | |
| 109 | A | Arkansas | 60 46 | 116 | H | Georgia | 63 45 | | | | | | | | |
| 19 | H | Texas A&M | 78 76 | 111 | A | Saint Louis | 61 72 | | | | | | | | |
| 107 | A | Vanderbilt | 74 68 | 170 | H | UC Riverside | 68 62 | | | | | | | | |
| 25 | A | LSU | 71 80 | 270 | H | UT Martin | 80 69 | | | | | | | | |

Non-Div I Games:

Missouri

■ Loss,
■ Non-Conf, S Site,
■ Home
■ Away
N Neutral

| | | | | | | | | | | |
|-------------------|----------|-----------|----------------|------------|-------------|---------------|------|------|-------|-----------|
| Average RPI Win: | 213 | WON-LOST | WINNING | LAST 10 | STRENGTH OF | OPP. STRENGTH | TEAM | ADJ. | CONF. | ADJ CONF. |
| Average RPI Loss: | 94 | RECORD | PCT. RANK | GAMES | SCHEDULE | OF SCHEDULE | RPI | RPI | RPI | RPI |
| DIV. I ONLY | 9- 10 | 190 | 6- 4 | 153 | 86 | 160 | 160 | 16 | 16 | |
| DIV. I NON-CONF. | 3- 7 | 250 | 2- 1 | 100 | 8 | 190 | 190 | 14 | 14 | |
| TOTALS | RPI 1-25 | RPI 26-50 | W-L RECORDS | RPI 51-100 | RPI 101-150 | RPI 150+ | | | | |
| 9- 10 | 0- 0 | 0- 3 | OVERALL | 0- 4 | 2- 1 | 7- 2 | | | | |
| 4- 5 | 0- 0 | 0- 1 | HOME | 0- 3 | 1- 0 | 3- 1 | | | | |
| 5- 4 | 0- 0 | 0- 2 | AWAY | 0- 0 | 1- 1 | 4- 1 | | | | |
| 0- 1 | 0- 0 | 0- 0 | NEUTRAL | 0- 1 | 0- 0 | 0- 0 | | | | |
| 3- 7 | 0- 0 | 0- 2 | NON-CONFERENCE | 0- 3 | 2- 1 | 1- 1 | | | | |
| 2- 2 | 0- 0 | 0- 0 | HOME | 0- 2 | 1- 0 | 1- 0 | | | | |
| 1- 4 | 0- 0 | 0- 2 | AWAY | 0- 0 | 1- 1 | 0- 1 | | | | |
| 0- 1 | 0- 0 | 0- 0 | NEUTRAL | 0- 1 | 0- 0 | 0- 0 | | | | |
| 6- 3 | 0- 0 | 0- 1 | CONFERENCE | 0- 1 | 0- 0 | 6- 1 | | | | |
| 2- 3 | 0- 0 | 0- 1 | HOME | 0- 1 | 0- 0 | 2- 1 | | | | |
| 4- 0 | 0- 0 | 0- 0 | AWAY | 0- 0 | 0- 0 | 4- 0 | | | | |
| 0- 0 | 0- 0 | 0- 0 | NEUTRAL | 0- 0 | 0- 0 | 0- 0 | | | | |

| RPI 1-25 | | | | RPI 26-50 | | | | RPI 51-100 | | | | RPI 101+ | | | | Team's RPI: 160 | |
|---------------------------|---|----------|-------|-----------|---|----------------|-------|------------|---|---------------------|-------|----------|---|----------------|-------|-----------------|--|
| RPI | S | Opponent | Score | RPI | S | Opponent | Score | RPI | S | Opponent | Score | RPI | S | Opponent | Score | | |
| | | | | 31 | A | Missouri | 49 73 | 55 | H | Little Rock | 47 58 | 109 | H | Arkansas | 64 62 | | |
| | | | | 34 | H | Drake | 64 90 | 58 | H | UNI | 54 61 | 136 | A | Kansas | 87 64 | | |
| | | | | 43 | A | Northwestern | 52 75 | 71 | N | Southern California | 67 89 | 145 | A | Oral Roberts | 56 78 | | |
| | | | | | | | | 88 | H | Middle Tenn. | 52 71 | 171 | H | Wichita St. | 73 62 | | |
| | | | | | | | | | | | | 183 | A | Memphis | 60 69 | | |
| | | | | | | | | | | | | 187 | A | Indiana St. | 49 46 | | |
| | | | | | | | | | | | | 198 | A | Southern Ill. | 78 60 | | |
| | | | | | | | | | | | | 220 | H | North Texas | 63 54 | | |
| | | | | | | | | | | | | 234 | H | Bradley | 73 75 | | |
| | | | | | | | | | | | | 279 | A | Evansville | 77 41 | | |
| | | | | | | | | | | | | 302 | A | Loyola Chicago | 60 32 | | |
| | | | | | | | | | | | | 314 | H | Illinois St. | 65 60 | | |
| LAST 12 Division I GAMES: | | | | | | | | | | | | | | | | | |
| | | | | 187 | A | Indiana St. | 49 46 | 171 | H | Wichita St. | 73 62 | | | | | | |
| | | | | 302 | A | Loyola Chicago | 60 32 | 34 | H | Drake | 64 90 | | | | | | |
| | | | | 234 | H | Bradley | 73 75 | 58 | H | UNI | 54 61 | | | | | | |
| | | | | 314 | H | Illinois St. | 65 60 | 88 | H | Middle Tenn. | 52 71 | | | | | | |
| | | | | 198 | A | Southern Ill. | 78 60 | 220 | H | North Texas | 63 54 | | | | | | |
| | | | | 279 | A | Evansville | 77 41 | 109 | H | Arkansas | 64 62 | | | | | | |

Non-Div I Games: Alas. Anchorage 65 58

Missouri St.

| | | | | | | | | | |
|------------------------------|----------|-----------|----------------|-------------|---------------|----------|------|-------|-----------|
| Average RPI Win: 237 | WON-LOST | WINNING | LAST 10 | STRENGTH OF | OPP. STRENGTH | TEAM | ADJ. | CONF. | ADJ CONF. |
| Average RPI Loss: 191 | RECORD | PCT. RANK | GAMES | SCHEDULE | OF SCHEDULE | RPI | RPI | RPI | RPI |
| DIV. I ONLY | 10- 10 | 166 | 5- 5 | 308 | 245 | 237 | 237 | 17 | 17 |
| DIV. I NON-CONF. | 5- 4 | 143 | 2- 1 | 301 | 329 | 202 | 202 | 17 | 17 |
| TOTALS | RPI 1-25 | RPI 26-50 | W-L RECORDS | RPI 51-100 | RPI 101-150 | RPI 150+ | | | |
| 10- 10 | 0- 0 | 1- 0 | OVERALL | 0- 0 | 0- 2 | 9- 8 | | | |
| 5- 4 | 0- 0 | 1- 0 | HOME | 0- 0 | 0- 1 | 4- 3 | | | |
| 5- 5 | 0- 0 | 0- 0 | AWAY | 0- 0 | 0- 0 | 5- 1 | | | |
| 0- 1 | 0- 0 | 0- 0 | NEUTRAL | 0- 0 | 0- 1 | 0- 0 | | | |
| 5- 4 | 0- 0 | 0- 0 | NON-CONFERENCE | 0- 0 | 0- 2 | 5- 2 | | | |
| 1- 2 | 0- 0 | 0- 0 | HOME | 0- 0 | 0- 1 | 1- 1 | | | |
| 4- 1 | 0- 0 | 0- 0 | AWAY | 0- 0 | 0- 0 | 4- 1 | | | |
| 0- 1 | 0- 0 | 0- 0 | NEUTRAL | 0- 0 | 0- 1 | 0- 0 | | | |
| 5- 6 | 0- 0 | 1- 0 | CONFERENCE | 0- 0 | 0- 0 | 4- 6 | | | |
| 4- 2 | 0- 0 | 1- 0 | HOME | 0- 0 | 0- 0 | 3- 2 | | | |
| 1- 4 | 0- 0 | 0- 0 | AWAY | 0- 0 | 0- 0 | 1- 4 | | | |
| 0- 0 | 0- 0 | 0- 0 | NEUTRAL | 0- 0 | 0- 0 | 0- 0 | | | |

| RPI S | Opponent | Score | RPI S | Opponent | Score | RPI S | Opponent | Score | RPI S | Opponent | Score | Team's RPI: 237 |
|---------------------------|----------|------------|-------|--------------|-------|-------|---------------------|-------|-------|------------------------|-------|-----------------|
| | | | 46 | H Quinnipiac | 61 58 | | | | 124 | H Clemson | 47 60 | |
| | | | | | | | | | 129 | N Hartford | 72 75 | |
| | | | | | | | | | 152 | H Providence | 58 62 | |
| | | | | | | | | | 154 | A Iona | 54 60 | |
| | | | | | | | | | 186 | A Fairfield | 60 53 | |
| | | | | | | | | | 186 | H Fairfield | 68 71 | |
| | | | | | | | | | 193 | A Siena | 76 85 | |
| | | | | | | | | | 193 | H Siena | 86 91 | |
| | | | | | | | | | 202 | A Sacred Heart | 65 54 | |
| | | | | | | | | | 218 | A Niagara | 45 66 | |
| | | | | | | | | | 233 | A Robert Morris | 69 56 | |
| | | | | | | | | | 240 | H Marist | 79 69 | |
| | | | | | | | | | 243 | A Canisius | 54 74 | |
| | | | | | | | | | 243 | H Canisius | 55 53 | |
| | | | | | | | | | 261 | A Eastern Mich. | 75 68 | |
| | | | | | | | | | 306 | H Saint Peter's | 76 59 | |
| | | | | | | | | | 308 | A Lehigh | 73 62 | |
| | | | | | | | | | 320 | A St. Francis Brooklyn | 78 87 | |
| | | | | | | | | | 343 | H Fairleigh Dickinson | 72 63 | |
| LAST 12 Division I GAMES: | | | | | | | | | | | | |
| 193 | H | Siena | 86 | 91 | 306 | H | Saint Peter's | 76 | 59 | | | |
| 186 | A | Fairfield | 60 | 53 | 186 | H | Fairfield | 68 | 71 | | | |
| 154 | A | Iona | 54 | 60 | 240 | H | Marist | 79 | 69 | | | |
| 46 | H | Quinnipiac | 61 | 58 | 152 | H | Providence | 58 | 62 | | | |
| 243 | H | Canisius | 55 | 53 | 261 | A | Eastern Mich. | 75 | 68 | | | |
| 193 | A | Siena | 76 | 85 | 343 | H | Fairleigh Dickinson | 72 | 63 | | | |

Non-Div I Games:

Monmouth

| | | | | | | | | | | |
|-------------------|----------|-----------|----------------|------------|-------------|---------------|------|------|-------|-----------|
| Average RPI Win: | 336 | WON-LOST | WINNING | LAST 10 | STRENGTH OF | OPP. STRENGTH | TEAM | ADJ. | CONF. | ADJ CONF. |
| Average RPI Loss: | 176 | RECORD | PCT. RANK | GAMES | SCHEDULE | OF SCHEDULE | RPI | RPI | RPI | RPI |
| DIV. I ONLY | 1- 18 | 343 | 0- 10 | 197 | 304 | 333 | 333 | 20 | 20 | |
| DIV. I NON-CONF. | 1- 8 | 314 | 0- 2 | 202 | 318 | 333 | 333 | 19 | 19 | |
| TOTALS | RPI 1-25 | RPI 26-50 | W-L RECORDS | RPI 51-100 | RPI 101-150 | RPI 150+ | | | | |
| 1- 18 | 0- 0 | 0- 1 | OVERALL | 0- 4 | 0- 1 | 1- 12 | | | | |
| 1- 7 | 0- 0 | 0- 0 | HOME | 0- 2 | 0- 0 | 1- 5 | | | | |
| 0- 9 | 0- 0 | 0- 0 | AWAY | 0- 2 | 0- 1 | 0- 6 | | | | |
| 0- 2 | 0- 0 | 0- 1 | NEUTRAL | 0- 0 | 0- 0 | 0- 1 | | | | |
| 1- 8 | 0- 0 | 0- 1 | NON-CONFERENCE | 0- 3 | 0- 0 | 1- 4 | | | | |
| 1- 3 | 0- 0 | 0- 0 | HOME | 0- 2 | 0- 0 | 1- 1 | | | | |
| 0- 3 | 0- 0 | 0- 0 | AWAY | 0- 1 | 0- 0 | 0- 2 | | | | |
| 0- 2 | 0- 0 | 0- 1 | NEUTRAL | 0- 0 | 0- 0 | 0- 1 | | | | |
| 0- 10 | 0- 0 | 0- 0 | CONFERENCE | 0- 1 | 0- 1 | 0- 8 | | | | |
| 0- 4 | 0- 0 | 0- 0 | HOME | 0- 0 | 0- 0 | 0- 4 | | | | |
| 0- 6 | 0- 0 | 0- 0 | AWAY | 0- 1 | 0- 1 | 0- 4 | | | | |
| 0- 0 | 0- 0 | 0- 0 | NEUTRAL | 0- 0 | 0- 0 | 0- 0 | | | | |

| RPI S | Opponent | Score | RPI S | Opponent | Score | RPI S | Opponent | Score | RPI S | Opponent | Score | Team's RPI: 333 |
|---------------------------|------------------|-------|-------|----------------|-------|-------|-------------------|-------|-------|-----------------|-------|-----------------|
| 38 N | South Dakota St. | 43 84 | 76 H | Colorado St. | 49 63 | 148 A | North Dakota | 63 73 | 151 A | Idaho | 50 75 | |
| | | | 90 A | SFA | 46 54 | 151 A | Idaho | 59 86 | 151 H | Idaho | 57 64 | |
| | | | 98 H | Wyoming | 42 67 | 159 A | Eastern Wash. | 57 64 | 159 H | Eastern Wash. | 46 60 | |
| | | | 99 A | Northern Colo. | 46 65 | 210 H | Utah St. | 47 65 | 212 A | Idaho St. | 43 61 | |
| | | | | | | 230 A | Seattle U | 44 60 | 231 H | Portland St. | 44 64 | |
| | | | | | | 248 H | Sacramento St. | 60 73 | 257 A | Weber St. | 58 74 | |
| | | | | | | 275 N | Massachusetts | 58 59 | 336 H | Incarinate Word | 61 56 | |
| | | | | | | 339 A | Cal St. Fullerton | 56 72 | | | | |
| LAST 12 Division I GAMES: | | | | | | | | | | | | |
| 151 A | Idaho | 50 75 | 159 H | Eastern Wash. | 46 60 | | | | | | | |
| 159 A | Eastern Wash. | 57 64 | 151 H | Idaho | 59 86 | | | | | | | |
| 248 H | Sacramento St. | 60 73 | 257 A | Weber St. | 58 74 | | | | | | | |
| 231 H | Portland St. | 44 64 | 212 A | Idaho St. | 43 61 | | | | | | | |
| 148 A | North Dakota | 63 73 | 76 H | Colorado St. | 49 63 | | | | | | | |
| 99 A | Northern Colo. | 46 65 | 98 H | Wyoming | 42 67 | | | | | | | |

Non-Div I Games: Rocky Mountain 64 56 Great Falls 66 55

Montana

Loss, Non-Conf, S Site, H Home A Away N Neutral

| | | | | | | | | | | |
|-------------------|----------|-----------|----------------|------------|-------------|---------------|------|------|-------|-----------|
| Average RPI Win: | 199 | WON-LOST | WINNING | LAST 10 | STRENGTH OF | OPP. STRENGTH | TEAM | ADJ. | CONF. | ADJ CONF. |
| Average RPI Loss: | 135 | RECORD | PCT. RANK | GAMES | SCHEDULE | OF SCHEDULE | RPI | RPI | RPI | RPI |
| DIV. I ONLY | 13- 5 | 54 | 8- 2 | 165 | 218 | 65 | 65 | 20 | 20 | |
| DIV. I NON-CONF. | 5- 3 | 121 | 2- 0 | 268 | 99 | 118 | 118 | 19 | 19 | |
| TOTALS | RPI 1-25 | RPI 26-50 | W-L RECORDS | RPI 51-100 | RPI 101-150 | RPI 150+ | | | | |
| 13- 5 | 0- 0 | 0- 0 | OVERALL | 0- 2 | 2- 1 | 11- 2 | | | | |
| 6- 0 | 0- 0 | 0- 0 | HOME | 0- 0 | 0- 0 | 6- 0 | | | | |
| 6- 5 | 0- 0 | 0- 0 | AWAY | 0- 2 | 1- 1 | 5- 2 | | | | |
| 1- 0 | 0- 0 | 0- 0 | NEUTRAL | 0- 0 | 1- 0 | 0- 0 | | | | |
| 5- 3 | 0- 0 | 0- 0 | NON-CONFERENCE | 0- 1 | 1- 1 | 4- 1 | | | | |
| 2- 0 | 0- 0 | 0- 0 | HOME | 0- 0 | 0- 0 | 2- 0 | | | | |
| 2- 3 | 0- 0 | 0- 0 | AWAY | 0- 1 | 0- 1 | 2- 1 | | | | |
| 1- 0 | 0- 0 | 0- 0 | NEUTRAL | 0- 0 | 1- 0 | 0- 0 | | | | |
| 8- 2 | 0- 0 | 0- 0 | CONFERENCE | 0- 1 | 1- 0 | 7- 1 | | | | |
| 4- 0 | 0- 0 | 0- 0 | HOME | 0- 0 | 0- 0 | 4- 0 | | | | |
| 4- 2 | 0- 0 | 0- 0 | AWAY | 0- 1 | 1- 0 | 3- 1 | | | | |
| 0- 0 | 0- 0 | 0- 0 | NEUTRAL | 0- 0 | 0- 0 | 0- 0 | | | | |

| RPI 1-25 | | | RPI 26-50 | | | RPI 51-100 | | | Team's RPI: 65 | RPI 101+ | | |
|---------------------------|---|----------------|-----------|-----|-----|------------|---------------|-----|----------------|----------------|-------|----------------|
| RPI | S | Opponent | Score | RPI | S | Opponent | Score | RPI | S | Opponent | Score | |
| | | | | | | | | 51 | A | Utah | 64 | 74 |
| | | | | | | | | 99 | A | Northern Colo. | 58 | 66 |
| | | | | | | | | | | 101 | A | UC Davis |
| | | | | | | | | | | | 62 | 70 |
| | | | | | | | | | | 142 | N | Santa Clara |
| | | | | | | | | | | | 77 | 50 |
| | | | | | | | | | | 148 | A | North Dakota |
| | | | | | | | | | | | 74 | 71 |
| | | | | | | | | | | 151 | A | Idaho |
| | | | | | | | | | | | 66 | 61 |
| | | | | | | | | | | 151 | H | Idaho |
| | | | | | | | | | | | 80 | 64 |
| | | | | | | | | | | 159 | A | Eastern Wash. |
| | | | | | | | | | | | 72 | 61 |
| | | | | | | | | | | 159 | H | Eastern Wash. |
| | | | | | | | | | | | 88 | 83 |
| | | | | | | | | | | 199 | A | Pacific |
| | | | | | | | | | | | 72 | 66 |
| | | | | | | | | | | 210 | A | Utah St. |
| | | | | | | | | | | | 56 | 64 |
| | | | | | | | | | | 212 | A | Idaho St. |
| | | | | | | | | | | | 59 | 67 |
| | | | | | | | | | | 230 | H | Seattle U |
| | | | | | | | | | | | 75 | 56 |
| | | | | | | | | | | 231 | H | Portland St. |
| | | | | | | | | | | | 83 | 76 |
| | | | | | | | | | | 248 | H | Sacramento St. |
| | | | | | | | | | | | 84 | 80 |
| | | | | | | | | | | 249 | H | Cal Poly |
| | | | | | | | | | | | 71 | 52 |
| | | | | | | | | | | 257 | A | Weber St. |
| | | | | | | | | | | | 83 | 68 |
| | | | | | | | | | | 264 | A | Portland |
| | | | | | | | | | | | 70 | 66 |
| LAST 12 Division I GAMES: | | | | | | | | | | | | |
| 159 | A | Eastern Wash. | 72 | 61 | 151 | H | Idaho | 80 | 64 | | | |
| 151 | A | Idaho | 66 | 61 | 159 | H | Eastern Wash. | 88 | 83 | | | |
| 231 | H | Portland St. | 83 | 76 | 212 | A | Idaho St. | 59 | 67 | | | |
| 248 | H | Sacramento St. | 84 | 80 | 257 | A | Weber St. | 83 | 68 | | | |
| 99 | A | Northern Colo. | 58 | 66 | 249 | H | Cal Poly | 71 | 52 | | | |
| 148 | A | North Dakota | 74 | 71 | 264 | A | Portland | 70 | 66 | | | |

Non-Div I Games: Carroll (MT) 75 44 Great Falls 75 42

Montana St.

Loss, Non-Conf, S Site, H Home A Away N Neutral

| | | | | | | | | | | |
|-------------------|----------|-----------|----------------|------------|-------------|---------------|------|------|-------|-----------|
| Average RPI Win: | 276 | WON-LOST | WINNING | LAST 10 | STRENGTH OF | OPP. STRENGTH | TEAM | ADJ. | CONF. | ADJ CONF. |
| Average RPI Loss: | 153 | RECORD | PCT. RANK | GAMES | SCHEDULE | OF SCHEDULE | RPI | RPI | RPI | RPI |
| DIV. I ONLY | 15- 6 | 58 | 7- 3 | 342 | 230 | 200 | 200 | 26 | 26 | |
| DIV. I NON-CONF. | 8- 3 | 67 | 2- 0 | 349 | 137 | 217 | 217 | 27 | 27 | |
| TOTALS | RPI 1-25 | RPI 26-50 | W-L RECORDS | RPI 51-100 | RPI 101-150 | RPI 150+ | | | | |
| 15- 6 | 0- 1 | 0- 1 | OVERALL | 0- 1 | 0- 0 | 15- 3 | | | | |
| 10- 2 | 0- 0 | 0- 0 | HOME | 0- 1 | 0- 0 | 10- 1 | | | | |
| 5- 4 | 0- 1 | 0- 1 | AWAY | 0- 0 | 0- 0 | 5- 2 | | | | |
| 0- 0 | 0- 0 | 0- 0 | NEUTRAL | 0- 0 | 0- 0 | 0- 0 | | | | |
| 8- 3 | 0- 1 | 0- 1 | NON-CONFERENCE | 0- 0 | 0- 0 | 8- 1 | | | | |
| 5- 1 | 0- 0 | 0- 0 | HOME | 0- 0 | 0- 0 | 5- 1 | | | | |
| 3- 2 | 0- 1 | 0- 1 | AWAY | 0- 0 | 0- 0 | 3- 0 | | | | |
| 0- 0 | 0- 0 | 0- 0 | NEUTRAL | 0- 0 | 0- 0 | 0- 0 | | | | |
| 7- 3 | 0- 0 | 0- 0 | CONFERENCE | 0- 1 | 0- 0 | 7- 2 | | | | |
| 5- 1 | 0- 0 | 0- 0 | HOME | 0- 1 | 0- 0 | 5- 0 | | | | |
| 2- 2 | 0- 0 | 0- 0 | AWAY | 0- 0 | 0- 0 | 2- 2 | | | | |
| 0- 0 | 0- 0 | 0- 0 | NEUTRAL | 0- 0 | 0- 0 | 0- 0 | | | | |

| RPI 1-25 | | | | RPI 26-50 | | | | RPI 51-100 | | | | RPI 101+ Team's RPI: 200 | | | |
|---------------------------|---|------------------|-------|-----------|---|---------------|-------|------------|---|----------|-------|--------------------------|---|------------------|-------|
| RPI | S | Opponent | Score | RPI | S | Opponent | Score | RPI | S | Opponent | Score | RPI | S | Opponent | Score |
| 15 | A | Kentucky | 47 74 | 50 | A | West Virginia | 53 94 | 81 | H | Belmont | 59 91 | 211 | H | SIUE | 69 66 |
| | | | | | | | | | | | | 216 | H | Miami (OH) | 77 43 |
| | | | | | | | | | | | | 238 | A | Tennessee St. | 66 69 |
| | | | | | | | | | | | | 243 | H | Canisius | 77 68 |
| | | | | | | | | | | | | 252 | H | Murray St. | 73 59 |
| | | | | | | | | | | | | 258 | A | Austin Peay | 81 71 |
| | | | | | | | | | | | | 261 | H | Eastern Mich. | 78 73 |
| | | | | | | | | | | | | 262 | H | Tennessee Tech | 79 65 |
| | | | | | | | | | | | | 263 | H | Georgia St. | 50 68 |
| | | | | | | | | | | | | 268 | A | Jacksonville St. | 68 69 |
| | | | | | | | | | | | | 270 | A | UT Martin | 89 68 |
| | | | | | | | | | | | | 285 | H | Lipscomb | 73 53 |
| | | | | | | | | | | | | 291 | A | North Florida | 84 65 |
| | | | | | | | | | | | | 301 | A | Kennesaw St. | 71 50 |
| | | | | | | | | | | | | 309 | H | Eastern Ill. | 66 62 |
| | | | | | | | | | | | | 313 | H | Eastern Ky. | 80 54 |
| | | | | | | | | | | | | 328 | H | Chicago St. | 63 55 |
| | | | | | | | | | | | | 345 | A | Florida A&M | 53 48 |
| LAST 12 Division I GAMES: | | | | | | | | | | | | | | | |
| 252 | H | Murray St. | 73 59 | 211 | H | SIUE | 69 66 | | | | | | | | |
| 268 | A | Jacksonville St. | 68 69 | 309 | H | Eastern Ill. | 66 62 | | | | | | | | |
| 262 | H | Tennessee Tech | 79 65 | 270 | A | UT Martin | 89 68 | | | | | | | | |
| 313 | H | Eastern Ky. | 80 54 | 258 | A | Austin Peay | 81 71 | | | | | | | | |
| 81 | H | Belmont | 59 91 | 243 | H | Canisius | 77 68 | | | | | | | | |
| 238 | A | Tennessee St. | 66 69 | 301 | A | Kennesaw St. | 71 50 | | | | | | | | |

Non-Div I Games: Ky. Christian 100 52 Alice Lloyd 92 42

Morehead St.

Loss, Non-Conf, S Site, H Home A Away N Neutral

| | | | | | | | | | | |
|-------------------|----------|-----------|----------------|------------|-------------|---------------|------|------|-------|-----------|
| Average RPI Win: | 250 | WON-LOST | WINNING | LAST 10 | STRENGTH OF | OPP. STRENGTH | TEAM | ADJ. | CONF. | ADJ CONF. |
| Average RPI Loss: | 262 | RECORD | PCT. RANK | GAMES | SCHEDULE | OF SCHEDULE | RPI | RPI | RPI | RPI |
| DIV. I ONLY | 1- 19 | 344 | 0- 10 | 336 | 349 | 348 | 348 | 32 | 32 | |
| DIV. I NON-CONF. | 1- 11 | 330 | 0- 4 | 233 | 349 | 335 | 335 | 31 | 31 | |
| TOTALS | RPI 1-25 | RPI 26-50 | W-L RECORDS | RPI 51-100 | RPI 101-150 | RPI 150+ | | | | |
| 1- 19 | 0- 0 | 0- 0 | OVERALL | 0- 1 | 0- 1 | 1- 17 | | | | |
| 0- 5 | 0- 0 | 0- 0 | HOME | 0- 0 | 0- 0 | 0- 5 | | | | |
| 1- 11 | 0- 0 | 0- 0 | AWAY | 0- 1 | 0- 1 | 1- 9 | | | | |
| 0- 3 | 0- 0 | 0- 0 | NEUTRAL | 0- 0 | 0- 0 | 0- 3 | | | | |
| 1- 11 | 0- 0 | 0- 0 | NON-CONFERENCE | 0- 1 | 0- 1 | 1- 9 | | | | |
| 0- 2 | 0- 0 | 0- 0 | HOME | 0- 0 | 0- 0 | 0- 2 | | | | |
| 1- 6 | 0- 0 | 0- 0 | AWAY | 0- 1 | 0- 1 | 1- 4 | | | | |
| 0- 3 | 0- 0 | 0- 0 | NEUTRAL | 0- 0 | 0- 0 | 0- 3 | | | | |
| 0- 8 | 0- 0 | 0- 0 | CONFERENCE | 0- 0 | 0- 0 | 0- 8 | | | | |
| 0- 3 | 0- 0 | 0- 0 | HOME | 0- 0 | 0- 0 | 0- 3 | | | | |
| 0- 5 | 0- 0 | 0- 0 | AWAY | 0- 0 | 0- 0 | 0- 5 | | | | |
| 0- 0 | 0- 0 | 0- 0 | NEUTRAL | 0- 0 | 0- 0 | 0- 0 | | | | |

| RPI 1-25 | | | RPI 26-50 | | | RPI 51-100 | | | RPI 101+ | | | Team's RPI: 348 |
|---------------------------|---|--------------------|-----------|-----|---|-----------------|-------|-----|----------|--------------------------|-------|-----------------|
| RPI | S | Opponent | Score | RPI | S | Opponent | Score | RPI | S | Opponent | Score | |
| | | | | | | 74 A Dayton | 42 61 | | | 111 A Saint Louis | 43 71 | |
| | | | | | | | | | | 185 H Brown | 51 68 | |
| | | | | | | | | | | 223 A Marshall | 43 62 | |
| | | | | | | | | | | 228 N Campbell | 51 62 | |
| | | | | | | | | | | 233 H Robert Morris | 44 58 | |
| | | | | | | | | | | 246 A Richmond | 37 54 | |
| | | | | | | | | | | 250 A UMBC | 69 61 | |
| | | | | | | | | | | 256 A Bethune-Cookman | 48 50 | |
| | | | | | | | | | | 269 H Norfolk St. | 47 56 | |
| | | | | | | | | | | 274 H N.C. A&T | 62 67 | |
| | | | | | | | | | | 290 A Savannah St. | 62 66 | |
| | | | | | | | | | | 295 A Coppin St. | 45 61 | |
| | | | | | | | | | | 305 A UMKC | 56 64 | |
| | | | | | | | | | | 313 N Eastern Ky. | 58 66 | |
| | | | | | | | | | | 316 N Ark.-Pine Bluff | 44 53 | |
| | | | | | | | | | | 325 A Mt. St. Mary's | 50 65 | |
| | | | | | | | | | | 340 A South Carolina St. | 46 50 | |
| | | | | | | | | | | 345 A Florida A&M | 48 51 | |
| | | | | | | | | | | 345 H Florida A&M | 26 61 | |
| LAST 12 Division I GAMES: | | | | | | | | | | | | |
| 345 | H | Florida A&M | 26 61 | 256 | A | Bethune-Cookman | 48 50 | | | | | |
| 295 | A | Coppin St. | 45 61 | 269 | H | Norfolk St. | 47 56 | | | | | |
| 340 | A | South Carolina St. | 46 50 | 185 | H | Brown | 51 68 | | | | | |
| 290 | A | Savannah St. | 62 66 | 246 | A | Richmond | 37 54 | | | | | |
| 274 | H | N.C. A&T | 62 67 | 316 | N | Ark.-Pine Bluff | 44 53 | | | | | |
| 345 | A | Florida A&M | 48 51 | 228 | N | Campbell | 51 62 | | | | | |

Non-Div I Games: Washington Adventis79 28

Morgan St.

■ Loss,
 ■ Non-Conf,
 ■ S Site,
 ■ H Home
 ■ A Away
 N Neutral

| Average RPI Win: | 309 | WON-LOST | WINNING | LAST 10 | STRENGTH OF | OPP. STRENGTH | TEAM | ADJ. | CONF. | ADJ CONF. |
|-------------------|----------|-----------|----------------|------------|-------------|---------------|------|------|-------|-----------|
| Average RPI Loss: | 208 | RECORD | PCT. RANK | GAMES | SCHEDULE | OF SCHEDULE | RPI | RPI | RPI | RPI |
| DIV. I ONLY | 6- 15 | 279 | 4- 6 | 301 | 338 | 325 | 325 | 31 | 31 | |
| DIV. I NON-CONF. | 2- 9 | 293 | 0- 2 | 230 | 297 | 326 | 326 | 32 | 32 | |
| TOTALS | RPI 1-25 | RPI 26-50 | W-L RECORDS | RPI 51-100 | RPI 101-150 | RPI 150+ | | | | |
| 6- 15 | 0- 1 | 0- 1 | OVERALL | 0- 0 | 0- 2 | 6- 11 | | | | |
| 5- 5 | 0- 0 | 0- 0 | HOME | 0- 0 | 0- 0 | 5- 5 | | | | |
| 1- 10 | 0- 1 | 0- 1 | AWAY | 0- 0 | 0- 2 | 1- 6 | | | | |
| 0- 0 | 0- 0 | 0- 0 | NEUTRAL | 0- 0 | 0- 0 | 0- 0 | | | | |
| 2- 9 | 0- 1 | 0- 1 | NON-CONFERENCE | 0- 0 | 0- 2 | 2- 5 | | | | |
| 2- 3 | 0- 0 | 0- 0 | HOME | 0- 0 | 0- 0 | 2- 3 | | | | |
| 0- 6 | 0- 1 | 0- 1 | AWAY | 0- 0 | 0- 2 | 0- 2 | | | | |
| 0- 0 | 0- 0 | 0- 0 | NEUTRAL | 0- 0 | 0- 0 | 0- 0 | | | | |
| 4- 6 | 0- 0 | 0- 0 | CONFERENCE | 0- 0 | 0- 0 | 4- 6 | | | | |
| 3- 2 | 0- 0 | 0- 0 | HOME | 0- 0 | 0- 0 | 3- 2 | | | | |
| 1- 4 | 0- 0 | 0- 0 | AWAY | 0- 0 | 0- 0 | 1- 4 | | | | |
| 0- 0 | 0- 0 | 0- 0 | NEUTRAL | 0- 0 | 0- 0 | 0- 0 | | | | |

| RPI | S | Opponent | Score | RPI | S | Opponent | Score | RPI | S | Opponent | Score | RPI | S | Opponent | Score | Team's RPI: 325 |
|---------------------------|---|----------------------|--------|-----|---|-------------------|-------|-----|---|----------|-------|-----|---|----------------------|-------|-----------------|
| 18 | A | Maryland | 42 106 | 50 | A | West Virginia | 45 77 | | | | | 126 | A | Pittsburgh | 54 89 | |
| | | | | | | | | | | | | 127 | A | William & Mary | 46 68 | |
| | | | | | | | | | | | | 186 | H | Fairfield | 57 70 | |
| | | | | | | | | | | | | 202 | A | Sacred Heart | 45 49 | |
| | | | | | | | | | | | | 202 | H | Sacred Heart | 61 59 | |
| | | | | | | | | | | | | 221 | H | Saint Francis (PA) | 88 97 | |
| | | | | | | | | | | | | 232 | H | UMES | 52 63 | |
| | | | | | | | | | | | | 233 | H | Robert Morris | 44 50 | |
| | | | | | | | | | | | | 241 | A | Howard | 62 95 | |
| | | | | | | | | | | | | 247 | A | Loyola Maryland | 53 58 | |
| | | | | | | | | | | | | 293 | A | Bryant | 62 78 | |
| | | | | | | | | | | | | 295 | H | Coppin St. | 54 48 | |
| | | | | | | | | | | | | 298 | A | Central Conn. St. | 58 68 | |
| | | | | | | | | | | | | 308 | H | Lehigh | 57 74 | |
| | | | | | | | | | | | | 320 | A | St. Francis Brooklyn | 62 44 | |
| | | | | | | | | | | | | 332 | A | LIU Brooklyn | 60 63 | |
| | | | | | | | | | | | | 343 | H | Fairleigh Dickinson | 61 50 | |
| | | | | | | | | | | | | 344 | H | Wagner | 66 47 | |
| | | | | | | | | | | | | 348 | H | Morgan St. | 65 50 | |
| LAST 12 Division I GAMES: | | | | | | | | | | | | | | | | |
| 202 | H | Sacred Heart | 61 59 | 298 | A | Central Conn. St. | 58 68 | | | | | | | | | |
| 233 | H | Robert Morris | 44 50 | 293 | A | Bryant | 62 78 | | | | | | | | | |
| 202 | A | Sacred Heart | 45 49 | 344 | H | Wagner | 66 47 | | | | | | | | | |
| 320 | A | St. Francis Brooklyn | 62 44 | 332 | A | LIU Brooklyn | 60 63 | | | | | | | | | |
| 343 | H | Fairleigh Dickinson | 61 50 | 50 | A | West Virginia | 45 77 | | | | | | | | | |
| 221 | H | Saint Francis (PA) | 88 97 | 127 | A | William & Mary | 46 68 | | | | | | | | | |

Non-Div I Games:

Mt. St. Mary's

■ Loss,
 ■ Non-Conf,
 ■ S Site,
 ■ H Home
 ■ A Away
 N Neutral

| | | | | | | | | | | |
|-------------------|----------|-----------|----------------|------------|-------------|---------------|------|------|-------|-----------|
| Average RPI Win: | 280 | WON-LOST | WINNING | LAST 10 | STRENGTH OF | OPP. STRENGTH | TEAM | ADJ. | CONF. | ADJ CONF. |
| Average RPI Loss: | 211 | RECORD | PCT. RANK | GAMES | SCHEDULE | OF SCHEDULE | RPI | RPI | RPI | RPI |
| DIV. I ONLY | 10- 10 | 166 | 5- 5 | 334 | 320 | 252 | 252 | 26 | 26 | |
| DIV. I NON-CONF. | 6- 5 | 148 | 2- 1 | 335 | 320 | 249 | 249 | 27 | 27 | |
| TOTALS | RPI 1-25 | RPI 26-50 | W-L RECORDS | RPI 51-100 | RPI 101-150 | RPI 150+ | | | | |
| 10- 10 | 0- 0 | 0- 0 | OVERALL | 0- 1 | 0- 1 | 10- 8 | | | | |
| 5- 2 | 0- 0 | 0- 0 | HOME | 0- 0 | 0- 0 | 5- 2 | | | | |
| 4- 7 | 0- 0 | 0- 0 | AWAY | 0- 1 | 0- 0 | 4- 6 | | | | |
| 1- 1 | 0- 0 | 0- 0 | NEUTRAL | 0- 0 | 0- 1 | 1- 0 | | | | |
| 6- 5 | 0- 0 | 0- 0 | NON-CONFERENCE | 0- 1 | 0- 1 | 6- 3 | | | | |
| 3- 1 | 0- 0 | 0- 0 | HOME | 0- 0 | 0- 0 | 3- 1 | | | | |
| 2- 3 | 0- 0 | 0- 0 | AWAY | 0- 1 | 0- 0 | 2- 2 | | | | |
| 1- 1 | 0- 0 | 0- 0 | NEUTRAL | 0- 0 | 0- 1 | 1- 0 | | | | |
| 4- 5 | 0- 0 | 0- 0 | CONFERENCE | 0- 0 | 0- 0 | 4- 5 | | | | |
| 2- 1 | 0- 0 | 0- 0 | HOME | 0- 0 | 0- 0 | 2- 1 | | | | |
| 2- 4 | 0- 0 | 0- 0 | AWAY | 0- 0 | 0- 0 | 2- 4 | | | | |
| 0- 0 | 0- 0 | 0- 0 | NEUTRAL | 0- 0 | 0- 0 | 0- 0 | | | | |

| RPI 1-25 | | | | RPI 26-50 | | | | RPI 51-100 | | | | RPI 101+ | | | | Team's RPI: 252 | |
|---------------------------|---|-------------------|-------|-----------|-----|----------|-------------------|------------|----|----------|-------|----------|-----|-------------------|-------------------|-----------------|----|
| RPI | S | Opponent | Score | RPI | S | Opponent | Score | RPI | S | Opponent | Score | RPI | S | Opponent | Score | | |
| | | | | | | | | 62 | A | Ohio | 70 | 79 | 115 | N | Abilene Christian | 57 | 81 |
| | | | | | | | | | | | | 178 | A | ETSU | 60 | 79 | |
| | | | | | | | | | | | | 198 | A | Southern Ill. | 63 | 70 | |
| | | | | | | | | | | | | 200 | A | Morehead St. | 59 | 73 | |
| | | | | | | | | | | | | 211 | A | SIUE | 84 | 77 | |
| | | | | | | | | | | | | 238 | H | Tennessee St. | 80 | 72 | |
| | | | | | | | | | | | | 253 | H | UNCG | 81 | 70 | |
| | | | | | | | | | | | | 258 | A | Austin Peay | 63 | 75 | |
| | | | | | | | | | | | | 262 | A | Tennessee Tech | 54 | 72 | |
| | | | | | | | | | | | | 268 | A | Jacksonville St. | 71 | 64 | |
| | | | | | | | | | | | | 270 | H | UT Martin | 70 | 90 | |
| | | | | | | | | | | | | 272 | A | Northern Ky. | 72 | 69 | |
| | | | | | | | | | | | | 279 | H | Evansville | 77 | 82 | |
| | | | | | | | | | | | | 281 | A | Mississippi Val. | 80 | 62 | |
| | | | | | | | | | | | | 285 | H | Lipscomb | 79 | 59 | |
| | | | | | | | | | | | | 286 | A | Southeast Mo. St. | 70 | 79 | |
| | | | | | | | | | | | | 309 | H | Eastern Ill. | 92 | 74 | |
| | | | | | | | | | | | | 336 | N | Incarnate Word | 72 | 68 | |
| | | | | | | | | | | | | 349 | H | Alabama A&M | 81 | 49 | |
| LAST 12 Division I GAMES: | | | | | | | | | | | | | | | | | |
| 200 | A | Morehead St. | 59 | 73 | 262 | A | Tennessee Tech | 54 | 72 | | | | | | | | |
| 270 | H | UT Martin | 70 | 90 | 268 | A | Jacksonville St. | 71 | 64 | | | | | | | | |
| 286 | A | Southeast Mo. St. | 70 | 79 | 238 | H | Tennessee St. | 80 | 72 | | | | | | | | |
| 258 | A | Austin Peay | 63 | 75 | 281 | A | Mississippi Val. | 80 | 62 | | | | | | | | |
| 211 | A | SIUE | 84 | 77 | 115 | N | Abilene Christian | 57 | 81 | | | | | | | | |
| 309 | H | Eastern Ill. | 92 | 74 | 336 | N | Incarnate Word | 72 | 68 | | | | | | | | |

Non-Div I Games: Eureka 101 59 MacMurray 93 37

Murray St.

Loss, Non-Conf, S Site, H Home A Away N Neutral

| | | | | | | | | | | |
|-------------------|--------------|------------|----------------|------------|-------------|---------------|------------|-----------|-----------|-----------|
| Average RPI Win: | 278 | WON-LOST | WINNING | LAST 10 | STRENGTH OF | OPP. STRENGTH | TEAM | ADJ. | CONF. | ADJ CONF. |
| Average RPI Loss: | 153 | RECORD | PCT. RANK | GAMES | SCHEDULE | OF SCHEDULE | RPI | RPI | RPI | RPI |
| DIV. I ONLY | 7- 13 | 255 | 5- 4 | 262 | 262 | 274 | 274 | 32 | 32 | |
| DIV. I NON-CONF. | 2- 9 | 293 | 1- 1 | 66 | 78 | 248 | 248 | 31 | 31 | |
| TOTALS | RPI 1-25 | RPI 26-50 | W-L RECORDS | RPI 51-100 | RPI 101-150 | RPI 150+ | | | | |
| 7- 13 | 0- 2 | 0- 1 | OVERALL | 1- 2 | 0- 2 | 6- 6 | | | | |
| 4- 3 | 0- 2 | 0- 0 | HOME | 1- 0 | 0- 0 | 3- 1 | | | | |
| 3- 6 | 0- 0 | 0- 0 | AWAY | 0- 1 | 0- 1 | 3- 4 | | | | |
| 0- 4 | 0- 0 | 0- 1 | NEUTRAL | 0- 1 | 0- 1 | 0- 1 | | | | |
| 2- 9 | 0- 2 | 0- 1 | NON-CONFERENCE | 1- 2 | 0- 1 | 1- 3 | | | | |
| 2- 2 | 0- 2 | 0- 0 | HOME | 1- 0 | 0- 0 | 1- 0 | | | | |
| 0- 3 | 0- 0 | 0- 0 | AWAY | 0- 1 | 0- 0 | 0- 2 | | | | |
| 0- 4 | 0- 0 | 0- 1 | NEUTRAL | 0- 1 | 0- 1 | 0- 1 | | | | |
| 5- 4 | 0- 0 | 0- 0 | CONFERENCE | 0- 0 | 0- 1 | 5- 3 | | | | |
| 2- 1 | 0- 0 | 0- 0 | HOME | 0- 0 | 0- 0 | 2- 1 | | | | |
| 3- 3 | 0- 0 | 0- 0 | AWAY | 0- 0 | 0- 1 | 3- 2 | | | | |
| 0- 0 | 0- 0 | 0- 0 | NEUTRAL | 0- 0 | 0- 0 | 0- 0 | | | | |

| RPI 1-25 | | | | RPI 26-50 | | | | RPI 51-100 | | | | RPI 101+ Team's RPI: 274 | | | |
|---------------------------|---|--------------|--------------|-----------|---|---------------|--------------|------------|---|----------|--------------|--------------------------|---|-----------------|--------------|
| RPI | S | Opponent | Score | RPI | S | Opponent | Score | RPI | S | Opponent | Score | RPI | S | Opponent | Score |
| 9 | H | UCLA | 42 83 | 50 | N | West Virginia | 64 80 | 62 | H | Ohio | 63 57 | 128 | N | Ball St. | 57 76 |
| 21 | H | Auburn | 36 68 | | | | | 64 | N | Florida | 38 67 | 139 | A | Hampton | 57 64 |
| | | | | | | | | 89 | A | FGCU | 41 67 | 190 | A | Appalachian St. | 58 71 |
| | | | | | | | | | | | | 232 | H | UMES | 57 60 |
| | | | | | | | | | | | | 240 | N | Marist | 64 69 |
| | | | | | | | | | | | | 241 | H | Howard | 63 55 |
| | | | | | | | | | | | | 265 | A | Ga. Southern | 50 65 |
| | | | | | | | | | | | | 269 | A | Norfolk St. | 53 69 |
| | | | | | | | | | | | | 270 | H | UT Martin | 74 59 |
| | | | | | | | | | | | | 295 | A | Coppin St. | 57 65 |
| | | | | | | | | | | | | 341 | A | N.C. Central | 62 38 |
| | | | | | | | | | | | | 342 | A | Delaware St. | 68 60 |
| | | | | | | | | | | | | 342 | H | Delaware St. | 83 44 |
| | | | | | | | | | | | | 348 | A | Morgan St. | 67 62 |
| LAST 12 Division I GAMES: | | | | | | | | | | | | | | | |
| 342 | A | Delaware St. | 68 60 | 232 | H | UMES | 57 60 | | | | | | | | |
| 269 | A | Norfolk St. | 53 69 | 342 | H | Delaware St. | 83 44 | | | | | | | | |
| 341 | A | N.C. Central | 62 38 | 139 | A | Hampton | 57 64 | | | | | | | | |
| 241 | H | Howard | 63 55 | 62 | H | Ohio | 63 57 | | | | | | | | |
| 348 | A | Morgan St. | 67 62 | 9 | H | UCLA | 42 83 | | | | | | | | |
| 295 | A | Coppin St. | 57 65 | 89 | A | FGCU | 41 67 | | | | | | | | |

Non-Div I Games: Francis Marion 72 65 Slippery Rock 70 59

N.C. A&T

Loss, Non-Conf, S Site, H Home A Away N Neutral

N.C. Central

Through Games Of Feb. 1, 2017

| | | | | | | | | | | |
|-------------------|----------|-----------|----------------|------------|-------------|---------------|------|------|-------|-----------|
| Average RPI Win: | 287 | WON-LOST | WINNING | LAST 10 | STRENGTH OF | OPP. STRENGTH | TEAM | ADJ. | CONF. | ADJ CONF. |
| Average RPI Loss: | 216 | RECORD | PCT. RANK | GAMES | SCHEDULE | OF SCHEDULE | RPI | RPI | RPI | RPI |
| DIV. I ONLY | 2- 15 | 335 | 2- 8 | 294 | 331 | 341 | 341 | 32 | 32 | |
| DIV. I NON-CONF. | 0- 10 | 335 | 0- 5 | 218 | 284 | 342 | 342 | 31 | 31 | |
| TOTALS | RPI 1-25 | RPI 26-50 | W-L RECORDS | RPI 51-100 | RPI 101-150 | RPI 150+ | | | | |
| 2- 15 | 0- 0 | 0- 1 | OVERALL | 0- 1 | 0- 2 | 2- 11 | | | | |
| 2- 6 | 0- 0 | 0- 0 | HOME | 0- 0 | 0- 0 | 2- 6 | | | | |
| 0- 9 | 0- 0 | 0- 1 | AWAY | 0- 1 | 0- 2 | 0- 5 | | | | |
| 0- 0 | 0- 0 | 0- 0 | NEUTRAL | 0- 0 | 0- 0 | 0- 0 | | | | |
| 0- 10 | 0- 0 | 0- 1 | NON-CONFERENCE | 0- 1 | 0- 1 | 0- 7 | | | | |
| 0- 4 | 0- 0 | 0- 0 | HOME | 0- 0 | 0- 0 | 0- 4 | | | | |
| 0- 6 | 0- 0 | 0- 1 | AWAY | 0- 1 | 0- 1 | 0- 3 | | | | |
| 0- 0 | 0- 0 | 0- 0 | NEUTRAL | 0- 0 | 0- 0 | 0- 0 | | | | |
| 2- 5 | 0- 0 | 0- 0 | CONFERENCE | 0- 0 | 0- 1 | 2- 4 | | | | |
| 2- 2 | 0- 0 | 0- 0 | HOME | 0- 0 | 0- 0 | 2- 2 | | | | |
| 0- 3 | 0- 0 | 0- 0 | AWAY | 0- 0 | 0- 1 | 0- 2 | | | | |
| 0- 0 | 0- 0 | 0- 0 | NEUTRAL | 0- 0 | 0- 0 | 0- 0 | | | | |

| RPI 1-25 | RPI 26-50 | RPI 51-100 | RPI 101+ | Team's RPI: 341 |
|---------------------------|-------------------------------|-------------------------|-------------------------------|--------------------------|
| RPI S Opponent Score | RPI S Opponent Score | RPI S Opponent Score | RPI S Opponent Score | Score |
| | 39 A North Carolina St. 33 83 | 93 A Purdue 27 61 | 131 A Old Dominion 52 83 | |
| | | | 139 A Hampton 36 60 | |
| | | | 227 H Wofford 54 64 | |
| | | | 228 A Campbell 30 61 | |
| | | | 232 H UMES 68 59 | |
| | | | 235 A Coastal Caro. 50 66 | |
| | | | 236 A Furman 40 60 | |
| | | | 241 H Howard 50 73 | |
| | | | 242 H Presbyterian 63 72 | |
| | | | 253 H UNCG 51 64 | |
| | | | 269 A Norfolk St. 40 71 | |
| | | | 274 H N.C. A&T 38 62 | |
| | | | 297 H USC Upstate 58 68 | |
| | | | 342 A Delaware St. 51 55 | |
| | | | 342 H Delaware St. 68 63 | |
| LAST 12 Division I GAMES: | | | | |
| 342 A Delaware St. 51 55 | 232 H UMES 68 59 | 297 H USC Upstate 58 68 | 236 A Furman 40 60 | 242 H Presbyterian 63 72 |
| 274 H N.C. A&T 38 62 | 241 H Howard 50 73 | 253 H UNCG 51 64 | 39 A North Carolina St. 33 83 | |
| 241 H Howard 50 73 | 139 A Hampton 36 60 | | | |
| 139 A Hampton 36 60 | 269 A Norfolk St. 40 71 | | | |
| 269 A Norfolk St. 40 71 | 342 H Delaware St. 68 63 | | | |

Non-Div I Games: Johnson & Wales (NC75 38 Pfeiffer 47 50

N.C. Central

Loss, Non-Conf, S Site, H Home A Away N Neutral

| | | | | | | | | | | |
|-------------------|----------|-----------|----------------|------------|-------------|---------------|------|------|-------|-----------|
| Average RPI Win: | 309 | WON-LOST | WINNING | LAST 10 | STRENGTH OF | OPP. STRENGTH | TEAM | ADJ. | CONF. | ADJ CONF. |
| Average RPI Loss: | 175 | RECORD | PCT. RANK | GAMES | SCHEDULE | OF SCHEDULE | RPI | RPI | RPI | RPI |
| DIV. I ONLY | 7- 12 | 241 | 4- 5 | 318 | 286 | 304 | 304 | 23 | 23 | |
| DIV. I NON-CONF. | 5- 8 | 218 | 3- 2 | 337 | 319 | 308 | 308 | 24 | 24 | |
| TOTALS | RPI 1-25 | RPI 26-50 | W-L RECORDS | RPI 51-100 | RPI 101-150 | RPI 150+ | | | | |
| 7- 12 | 0- 1 | 0- 1 | OVERALL | 0- 2 | 0- 2 | 7- 6 | | | | |
| 4- 4 | 0- 0 | 0- 0 | HOME | 0- 1 | 0- 1 | 4- 2 | | | | |
| 2- 8 | 0- 1 | 0- 1 | AWAY | 0- 1 | 0- 1 | 2- 4 | | | | |
| 1- 0 | 0- 0 | 0- 0 | NEUTRAL | 0- 0 | 0- 0 | 1- 0 | | | | |
| 5- 8 | 0- 1 | 0- 1 | NON-CONFERENCE | 0- 0 | 0- 2 | 5- 4 | | | | |
| 2- 3 | 0- 0 | 0- 0 | HOME | 0- 0 | 0- 1 | 2- 2 | | | | |
| 2- 5 | 0- 1 | 0- 1 | AWAY | 0- 0 | 0- 1 | 2- 2 | | | | |
| 1- 0 | 0- 0 | 0- 0 | NEUTRAL | 0- 0 | 0- 0 | 1- 0 | | | | |
| 2- 4 | 0- 0 | 0- 0 | CONFERENCE | 0- 2 | 0- 0 | 2- 2 | | | | |
| 2- 1 | 0- 0 | 0- 0 | HOME | 0- 1 | 0- 0 | 2- 0 | | | | |
| 0- 3 | 0- 0 | 0- 0 | AWAY | 0- 1 | 0- 0 | 0- 2 | | | | |
| 0- 0 | 0- 0 | 0- 0 | NEUTRAL | 0- 0 | 0- 0 | 0- 0 | | | | |

| RPI 1-25 | | | | RPI 26-50 | | | | RPI 51-100 | | | | RPI 101+ Team's RPI: 304 | | | |
|---------------------------|---|---------------|-------|-----------|---|----------------|-------|------------|---|--------------|-------|--------------------------|---|---------------------|-------|
| RPI | S | Opponent | Score | RPI | S | Opponent | Score | RPI | S | Opponent | Score | RPI | S | Opponent | Score |
| 20 | A | Harvard | 38 59 | 48 | A | Bucknell | 36 67 | 77 | H | Jacksonville | 56 75 | 134 | A | Saint Joseph's | 36 75 |
| | | | | | | | | 89 | A | FGCU | 53 73 | 144 | H | Columbia | 51 65 |
| | | | | | | | | | | | | 162 | A | Stetson | 43 77 |
| | | | | | | | | | | | | 196 | H | Binghamton | 44 68 |
| | | | | | | | | | | | | 241 | H | Howard | 70 55 |
| | | | | | | | | | | | | 280 | A | Vermont | 42 64 |
| | | | | | | | | | | | | 285 | H | Lipscomb | 76 68 |
| | | | | | | | | | | | | 291 | H | North Florida | 64 62 |
| | | | | | | | | | | | | 297 | A | USC Upstate | 58 75 |
| | | | | | | | | | | | | 308 | A | Lehigh | 52 84 |
| | | | | | | | | | | | | 328 | A | Chicago St. | 57 42 |
| | | | | | | | | | | | | 332 | N | LIU Brooklyn | 50 48 |
| | | | | | | | | | | | | 342 | A | Delaware St. | 57 43 |
| | | | | | | | | | | | | 343 | H | Fairleigh Dickinson | 61 66 |
| | | | | | | | | | | | | 344 | H | Wagner | 68 45 |
| LAST 12 Division I GAMES: | | | | | | | | | | | | | | | |
| 285 | H | Lipscomb | 76 68 | 144 | H | Columbia | 51 65 | | | | | | | | |
| 162 | A | Stetson | 43 77 | 328 | A | Chicago St. | 57 42 | | | | | | | | |
| 89 | A | FGCU | 53 73 | 241 | H | Howard | 70 55 | | | | | | | | |
| 77 | H | Jacksonville | 56 75 | 134 | A | Saint Joseph's | 36 75 | | | | | | | | |
| 291 | H | North Florida | 64 62 | 342 | A | Delaware St. | 57 43 | | | | | | | | |
| 297 | A | USC Upstate | 58 75 | 196 | H | Binghamton | 44 68 | | | | | | | | |

Non-Div I Games: St. Joseph's (Brkln87 53 Rutgers-Newark 83 52

NJIT

Loss, Non-Conf, S Site, H Home A Away N Neutral

| | | | | | | | | | | |
|-------------------|----------|-----------|----------------|------------|-------------|---------------|------|------|-------|-----------|
| Average RPI Win: | 259 | WON-LOST | WINNING | LAST 10 | STRENGTH OF | OPP. STRENGTH | TEAM | ADJ. | CONF. | ADJ CONF. |
| Average RPI Loss: | 73 | RECORD | PCT. RANK | GAMES | SCHEDULE | OF SCHEDULE | RPI | RPI | RPI | RPI |
| DIV. I ONLY | 14- 5 | 48 | 8- 2 | 271 | 199 | 104 | 104 | 24 | 24 | |
| DIV. I NON-CONF. | 6- 4 | 126 | 1- 1 | 214 | 101 | 124 | 124 | 25 | 25 | |
| TOTALS | RPI 1-25 | RPI 26-50 | W-L RECORDS | RPI 51-100 | RPI 101-150 | RPI 150+ | | | | |
| 14- 5 | 0- 1 | 0- 2 | OVERALL | 0- 0 | 0- 2 | 14- 0 | | | | |
| 7- 0 | 0- 0 | 0- 0 | HOME | 0- 0 | 0- 0 | 7- 0 | | | | |
| 7- 4 | 0- 1 | 0- 2 | AWAY | 0- 0 | 0- 1 | 7- 0 | | | | |
| 0- 1 | 0- 0 | 0- 0 | NEUTRAL | 0- 0 | 0- 1 | 0- 0 | | | | |
| 6- 4 | 0- 1 | 0- 1 | NON-CONFERENCE | 0- 0 | 0- 2 | 6- 0 | | | | |
| 4- 0 | 0- 0 | 0- 0 | HOME | 0- 0 | 0- 0 | 4- 0 | | | | |
| 2- 3 | 0- 1 | 0- 1 | AWAY | 0- 0 | 0- 1 | 2- 0 | | | | |
| 0- 1 | 0- 0 | 0- 0 | NEUTRAL | 0- 0 | 0- 1 | 0- 0 | | | | |
| 8- 1 | 0- 0 | 0- 1 | CONFERENCE | 0- 0 | 0- 0 | 8- 0 | | | | |
| 3- 0 | 0- 0 | 0- 0 | HOME | 0- 0 | 0- 0 | 3- 0 | | | | |
| 5- 1 | 0- 0 | 0- 1 | AWAY | 0- 0 | 0- 0 | 5- 0 | | | | |
| 0- 0 | 0- 0 | 0- 0 | NEUTRAL | 0- 0 | 0- 0 | 0- 0 | | | | |

| RPI 1-25 | | | | RPI 26-50 | | | | RPI 51-100 | | | | RPI 101+ Team's RPI: 104 | | | |
|---------------------------|---|-----------------|-------|-----------|---|---------------|-------|------------|---|----------|-------|--------------------------|---|-----------------|-------|
| RPI | S | Opponent | Score | RPI | S | Opponent | Score | RPI | S | Opponent | Score | RPI | S | Opponent | Score |
| 14 | A | Tennessee | 55 85 | 48 | A | Bucknell | 64 67 | | | | | 109 | N | Arkansas | 67 70 |
| | | | | 49 | A | Wake Forest | 65 75 | | | | | 143 | A | George Mason | 64 68 |
| | | | | | | | | | | | | 154 | H | Iona | 73 68 |
| | | | | | | | | | | | | 166 | A | Army West Point | 63 58 |
| | | | | | | | | | | | | 179 | H | Hofstra | 78 69 |
| | | | | | | | | | | | | 192 | H | Cleveland St. | 88 63 |
| | | | | | | | | | | | | 247 | H | Loyola Maryland | 77 51 |
| | | | | | | | | | | | | 267 | A | Colgate | 80 67 |
| | | | | | | | | | | | | 273 | A | Boston U. | 62 59 |
| | | | | | | | | | | | | 277 | H | Liberty | 67 66 |
| | | | | | | | | | | | | 284 | A | Nevada | 79 62 |
| | | | | | | | | | | | | 308 | A | Lehigh | 66 64 |
| | | | | | | | | | | | | 315 | A | Holy Cross | 73 71 |
| | | | | | | | | | | | | 315 | H | Holy Cross | 57 56 |
| | | | | | | | | | | | | 319 | A | Air Force | 64 46 |
| | | | | | | | | | | | | 323 | H | Lafayette | 76 41 |
| LAST 12 Division I GAMES: | | | | | | | | | | | | | | | |
| 315 | A | Holy Cross | 73 71 | 273 | A | Boston U. | 62 59 | | | | | | | | |
| 166 | A | Army West Point | 63 58 | 315 | H | Holy Cross | 57 56 | | | | | | | | |
| 308 | A | Lehigh | 66 64 | 48 | A | Bucknell | 64 67 | | | | | | | | |
| 323 | H | Lafayette | 76 41 | 143 | A | George Mason | 64 68 | | | | | | | | |
| 247 | H | Loyola Maryland | 77 51 | 277 | H | Liberty | 67 66 | | | | | | | | |
| 267 | A | Colgate | 80 67 | 192 | H | Cleveland St. | 88 63 | | | | | | | | |

Non-Div I Games: Goucher 93 40

Navy

■ Loss,
 ■ Non-Conf,
 ■ S Site,
 ■ H Home
 ■ A Away
 N Neutral

Nebraska

Through Games Of Feb. 1, 2017

| | | | | | | | | | | |
|-------------------|----------|-----------|----------------|------------|-------------|---------------|------|------|-------|-----------|
| Average RPI Win: | 174 | WON-LOST | WINNING | LAST 10 | STRENGTH OF | OPP. STRENGTH | TEAM | ADJ. | CONF. | ADJ CONF. |
| Average RPI Loss: | 54 | RECORD | PCT. RANK | GAMES | SCHEDULE | OF SCHEDULE | RPI | RPI | RPI | RPI |
| DIV. I ONLY | 5- 17 | 304 | 1- 9 | 8 | 28 | 164 | 164 | 6 | 6 | |
| DIV. I NON-CONF. | 4- 8 | 230 | 0- 2 | 9 | 13 | 143 | 143 | 6 | 6 | |
| TOTALS | RPI 1-25 | RPI 26-50 | W-L RECORDS | RPI 51-100 | RPI 101-150 | RPI 150+ | | | | |
| 5- 17 | 0- 2 | 0- 7 | OVERALL | 1- 7 | 0- 0 | 4- 1 | | | | |
| 5- 7 | 0- 2 | 0- 4 | HOME | 1- 1 | 0- 0 | 4- 0 | | | | |
| 0- 8 | 0- 0 | 0- 3 | AWAY | 0- 4 | 0- 0 | 0- 1 | | | | |
| 0- 2 | 0- 0 | 0- 0 | NEUTRAL | 0- 2 | 0- 0 | 0- 0 | | | | |
| 4- 8 | 0- 1 | 0- 4 | NON-CONFERENCE | 1- 3 | 0- 0 | 3- 0 | | | | |
| 4- 4 | 0- 1 | 0- 2 | HOME | 1- 1 | 0- 0 | 3- 0 | | | | |
| 0- 2 | 0- 0 | 0- 2 | AWAY | 0- 0 | 0- 0 | 0- 0 | | | | |
| 0- 2 | 0- 0 | 0- 0 | NEUTRAL | 0- 2 | 0- 0 | 0- 0 | | | | |
| 1- 9 | 0- 1 | 0- 3 | CONFERENCE | 0- 4 | 0- 0 | 1- 1 | | | | |
| 1- 3 | 0- 1 | 0- 2 | HOME | 0- 0 | 0- 0 | 1- 0 | | | | |
| 0- 6 | 0- 0 | 0- 1 | AWAY | 0- 4 | 0- 0 | 0- 1 | | | | |
| 0- 0 | 0- 0 | 0- 0 | NEUTRAL | 0- 0 | 0- 0 | 0- 0 | | | | |

| RPI 1-25 | | | | RPI 26-50 | | | | RPI 51-100 | | | | RPI 101+ Team's RPI: 164 | | | |
|---------------------------|---|----------|-------|-----------|---|---------------|-------|------------|---|----------------|-------|--------------------------|---|--------------|-------|
| RPI | S | Opponent | Score | RPI | S | Opponent | Score | RPI | S | Opponent | Score | RPI | S | Opponent | Score |
| 1 | H | UConn | 41 84 | 28 | A | Creighton | 64 80 | 54 | A | Iowa | 72 75 | 163 | H | Omaha | 66 58 |
| 18 | H | Maryland | 49 93 | 29 | A | Ohio St. | 75 95 | 56 | H | California | 65 86 | 177 | A | Illinois | 59 79 |
| | | | | 31 | H | Missouri | 35 55 | 59 | A | Michigan St. | 73 93 | 182 | H | Rutgers | 62 58 |
| | | | | 32 | H | Michigan | 51 84 | 60 | N | Washington St. | 65 79 | 191 | H | San Jose St. | 83 61 |
| | | | | 34 | H | Drake | 70 84 | 69 | N | Virginia | 51 73 | 259 | H | UTRGV | 71 53 |
| | | | | 41 | A | Virginia Tech | 67 76 | 76 | H | Colorado St. | 62 59 | | | | |
| | | | | 43 | H | Northwestern | 58 62 | 93 | A | Purdue | 45 88 | | | | |
| | | | | | | | | 95 | A | Penn St. | 69 86 | | | | |
| LAST 12 Division I GAMES: | | | | | | | | | | | | | | | |
| | | | | 29 | A | Ohio St. | 75 95 | 59 | A | Michigan St. | 73 93 | | | | |
| | | | | 93 | A | Purdue | 45 88 | 18 | H | Maryland | 49 93 | | | | |
| | | | | 32 | H | Michigan | 51 84 | 54 | A | Iowa | 72 75 | | | | |
| | | | | 95 | A | Penn St. | 69 86 | 43 | H | Northwestern | 58 62 | | | | |
| | | | | 177 | A | Illinois | 59 79 | 1 | H | UConn | 41 84 | | | | |
| | | | | 182 | H | Rutgers | 62 58 | 28 | A | Creighton | 64 80 | | | | |

Non-Div I Games:

Nebraska

■ Loss,
■ Non-Conf,
■ S Site,
■ H Home
■ A Away
N Neutral

Nevada

Through Games Of Feb. 1, 2017

| | | | | | | | | | | |
|-------------------|----------|-----------|----------------|------------|-------------|---------------|------|------|-------|-----------|
| Average RPI Win: | 231 | WON-LOST | WINNING | LAST 10 | STRENGTH OF | OPP. STRENGTH | TEAM | ADJ. | CONF. | ADJ CONF. |
| Average RPI Loss: | 165 | RECORD | PCT. RANK | GAMES | SCHEDULE | OF SCHEDULE | RPI | RPI | RPI | RPI |
| DIV. I ONLY | 7- 13 | 255 | 2- 8 | 273 | 162 | 284 | 284 | 13 | 13 | |
| DIV. I NON-CONF. | 5- 5 | 165 | 1- 0 | 300 | 208 | 252 | 252 | 15 | 15 | |
| TOTALS | RPI 1-25 | RPI 26-50 | W-L RECORDS | RPI 51-100 | RPI 101-150 | RPI 150+ | | | | |
| 7- 13 | 0- 0 | 0- 0 | OVERALL | 1- 3 | 0- 3 | 6- 7 | | | | |
| 4- 8 | 0- 0 | 0- 0 | HOME | 1- 3 | 0- 2 | 3- 3 | | | | |
| 3- 5 | 0- 0 | 0- 0 | AWAY | 0- 0 | 0- 1 | 3- 4 | | | | |
| 0- 0 | 0- 0 | 0- 0 | NEUTRAL | 0- 0 | 0- 0 | 0- 0 | | | | |
| 5- 5 | 0- 0 | 0- 0 | NON-CONFERENCE | 0- 2 | 0- 1 | 5- 2 | | | | |
| 3- 4 | 0- 0 | 0- 0 | HOME | 0- 2 | 0- 1 | 3- 1 | | | | |
| 2- 1 | 0- 0 | 0- 0 | AWAY | 0- 0 | 0- 0 | 2- 1 | | | | |
| 0- 0 | 0- 0 | 0- 0 | NEUTRAL | 0- 0 | 0- 0 | 0- 0 | | | | |
| 2- 8 | 0- 0 | 0- 0 | CONFERENCE | 1- 1 | 0- 2 | 1- 5 | | | | |
| 1- 4 | 0- 0 | 0- 0 | HOME | 1- 1 | 0- 1 | 0- 2 | | | | |
| 1- 4 | 0- 0 | 0- 0 | AWAY | 0- 0 | 0- 1 | 1- 3 | | | | |
| 0- 0 | 0- 0 | 0- 0 | NEUTRAL | 0- 0 | 0- 0 | 0- 0 | | | | |

| RPI S | Opponent | Score | RPI S | Opponent | Score | RPI S | Opponent | Score | RPI S | Opponent | Score | Team's RPI: 284 |
|---------------------------|--------------|-------|-------|-----------------|--------|-------|------------------|-------|-------|------------------|--------|-----------------|
| | | | | | | 51 | H Utah | 50 80 | 104 | H Navy | 62 79 | |
| | | | | | | 75 | H Boise St. | 69 62 | 147 | A New Mexico | 50 59 | |
| | | | | | | 82 | H Long Beach St. | 93 97 | 147 | H New Mexico | 63 69 | |
| | | | | | | 98 | H Wyoming | 59 72 | 173 | A Fresno St. | 54 68 | |
| | | | | | | | | | 173 | H Fresno St. | 70 71 | |
| | | | | | | | | | 183 | H Memphis | 75 67 | |
| | | | | | | | | | 191 | A San Jose St. | 84 107 | |
| | | | | | | | | | 210 | H Utah St. | 69 81 | |
| | | | | | | | | | 215 | A San Diego | 54 70 | |
| | | | | | | | | | 217 | H Hawaii | 67 59 | |
| | | | | | | | | | 229 | A San Diego St. | 78 83 | |
| | | | | | | | | | 248 | A Sacramento St. | 99 95 | |
| | | | | | | | | | 264 | H Portland | 72 59 | |
| | | | | | | | | | 312 | A Pepperdine | 69 60 | |
| | | | | | | | | | 319 | A Air Force | 56 51 | |
| | | | | | | | | | 327 | H UC Irvine | 59 72 | |
| LAST 12 Division I GAMES: | | | | | | | | | | | | |
| 210 | H Utah St. | 69 81 | 147 | H New Mexico | 63 69 | | | | | | | |
| 147 | A New Mexico | 50 59 | 229 | A San Diego St. | 78 83 | | | | | | | |
| 75 | H Boise St. | 69 62 | 173 | H Fresno St. | 70 71 | | | | | | | |
| 173 | A Fresno St. | 54 68 | 191 | A San Jose St. | 84 107 | | | | | | | |
| 319 | A Air Force | 56 51 | 217 | H Hawaii | 67 59 | | | | | | | |
| 98 | H Wyoming | 59 72 | 215 | A San Diego | 54 70 | | | | | | | |

Non-Div I Games: Holy Names 70 42

Nevada

Loss, Non-Conf, S Site, H Home A Away N Neutral

New Hampshire

Through Games Of Feb. 1, 2017

| Average RPI Win: | 232 | WON-LOST | WINNING | LAST 10 | STRENGTH OF | OPP. STRENGTH | TEAM | ADJ. | CONF. | ADJ CONF. |
|-------------------|----------|-----------|----------------|------------|-------------|---------------|------|------|-------|-----------|
| Average RPI Loss: | 77 | RECORD | PCT. RANK | GAMES | SCHEDULE | OF SCHEDULE | RPI | RPI | RPI | RPI |
| DIV. I ONLY | 18- 3 | 13 | 10- 0 | 283 | 205 | 85 | 85 | 19 | 19 | |
| DIV. I NON-CONF. | 9- 3 | 63 | 3- 0 | 278 | 209 | 117 | 117 | 21 | 21 | |
| TOTALS | RPI 1-25 | RPI 26-50 | W-L RECORDS | RPI 51-100 | RPI 101-150 | RPI 150+ | | | | |
| 18- 3 | 0- 1 | 0- 0 | OVERALL | 0- 1 | 2- 1 | 16- 0 | | | | |
| 10- 1 | 0- 0 | 0- 0 | HOME | 0- 0 | 2- 1 | 8- 0 | | | | |
| 8- 2 | 0- 1 | 0- 0 | AWAY | 0- 1 | 0- 0 | 8- 0 | | | | |
| 0- 0 | 0- 0 | 0- 0 | NEUTRAL | 0- 0 | 0- 0 | 0- 0 | | | | |
| 9- 3 | 0- 1 | 0- 0 | NON-CONFERENCE | 0- 1 | 0- 1 | 9- 0 | | | | |
| 5- 1 | 0- 0 | 0- 0 | HOME | 0- 0 | 0- 1 | 5- 0 | | | | |
| 4- 2 | 0- 1 | 0- 0 | AWAY | 0- 1 | 0- 0 | 4- 0 | | | | |
| 0- 0 | 0- 0 | 0- 0 | NEUTRAL | 0- 0 | 0- 0 | 0- 0 | | | | |
| 9- 0 | 0- 0 | 0- 0 | CONFERENCE | 0- 0 | 2- 0 | 7- 0 | | | | |
| 5- 0 | 0- 0 | 0- 0 | HOME | 0- 0 | 2- 0 | 3- 0 | | | | |
| 4- 0 | 0- 0 | 0- 0 | AWAY | 0- 0 | 0- 0 | 4- 0 | | | | |
| 0- 0 | 0- 0 | 0- 0 | NEUTRAL | 0- 0 | 0- 0 | 0- 0 | | | | |

| RPI S | Opponent | Score | RPI S | Opponent | Score | RPI S | Opponent | Score | RPI S | Opponent | Score |
|---------------------------|----------------|-------|-------|---------------------|-------|-------|-----------|-------|-------|---------------------|-------|
| 15 | A Kentucky | 43 92 | | | | 84 | A Cornell | 56 61 | 119 | H Maine | 50 44 |
| | | | | | | | | | 129 | H Hartford | 58 50 |
| | | | | | | | | | 133 | H Yale | 58 64 |
| | | | | | | | | | 157 | A Northeastern | 66 63 |
| | | | | | | | | | 169 | H Albany (NY) | 71 58 |
| | | | | | | | | | 193 | A Siena | 77 67 |
| | | | | | | | | | 196 | A Binghamton | 70 62 |
| | | | | | | | | | 202 | H Sacred Heart | 71 43 |
| | | | | | | | | | 206 | H Dartmouth | 64 47 |
| | | | | | | | | | 244 | A Manhattan | 59 42 |
| | | | | | | | | | 245 | A Stony Brook | 56 45 |
| | | | | | | | | | 245 | H Stony Brook | 49 46 |
| | | | | | | | | | 250 | H UMBC | 60 50 |
| | | | | | | | | | 273 | A Boston U. | 59 51 |
| | | | | | | | | | 280 | A Vermont | 57 49 |
| | | | | | | | | | 293 | H Bryant | 62 60 |
| | | | | | | | | | 298 | H Central Conn. St. | 56 52 |
| | | | | | | | | | 337 | A UMass Lowell | 76 57 |
| | | | | | | | | | 344 | H Wagner | 73 40 |
| LAST 12 Division I GAMES: | | | | | | | | | | | |
| 245 | A Stony Brook | 56 45 | 196 | A Binghamton | 70 62 | | | | | | |
| 250 | H UMBC | 60 50 | 169 | H Albany (NY) | 71 58 | | | | | | |
| 337 | A UMass Lowell | 76 57 | 245 | H Stony Brook | 49 46 | | | | | | |
| 129 | H Hartford | 58 50 | 206 | H Dartmouth | 64 47 | | | | | | |
| 119 | H Maine | 50 44 | 244 | A Manhattan | 59 42 | | | | | | |
| 280 | A Vermont | 57 49 | 298 | H Central Conn. St. | 56 52 | | | | | | |

Non-Div I Games: New England Col. 58 38

New Hampshire

Loss, Non-Conf, S Site, H Home A Away N Neutral

| | | | | | | | | | | |
|-------------------|----------|-----------|----------------|------------|-------------|---------------|------|------|-------|-----------|
| Average RPI Win: | 216 | WON-LOST | WINNING | LAST 10 | STRENGTH OF | OPP. STRENGTH | TEAM | ADJ. | CONF. | ADJ CONF. |
| Average RPI Loss: | 94 | RECORD | PCT. RANK | GAMES | SCHEDULE | OF SCHEDULE | RPI | RPI | RPI | RPI |
| DIV. I ONLY | 11- 10 | 156 | 5- 4 | 101 | 153 | 147 | 147 | 13 | 13 | |
| DIV. I NON-CONF. | 4- 6 | 209 | 0- 0 | 175 | 97 | 238 | 238 | 15 | 15 | |
| TOTALS | RPI 1-25 | RPI 26-50 | W-L RECORDS | RPI 51-100 | RPI 101-150 | RPI 150+ | | | | |
| 11- 10 | 0- 0 | 0- 1 | OVERALL | 1- 6 | 1- 2 | 9- 1 | | | | |
| 8- 5 | 0- 0 | 0- 0 | HOME | 1- 3 | 1- 2 | 6- 0 | | | | |
| 3- 5 | 0- 0 | 0- 1 | AWAY | 0- 3 | 0- 0 | 3- 1 | | | | |
| 0- 0 | 0- 0 | 0- 0 | NEUTRAL | 0- 0 | 0- 0 | 0- 0 | | | | |
| 4- 6 | 0- 0 | 0- 1 | NON-CONFERENCE | 0- 2 | 1- 2 | 3- 1 | | | | |
| 4- 3 | 0- 0 | 0- 0 | HOME | 0- 1 | 1- 2 | 3- 0 | | | | |
| 0- 3 | 0- 0 | 0- 1 | AWAY | 0- 1 | 0- 0 | 0- 1 | | | | |
| 0- 0 | 0- 0 | 0- 0 | NEUTRAL | 0- 0 | 0- 0 | 0- 0 | | | | |
| 7- 4 | 0- 0 | 0- 0 | CONFERENCE | 1- 4 | 0- 0 | 6- 0 | | | | |
| 4- 2 | 0- 0 | 0- 0 | HOME | 1- 2 | 0- 0 | 3- 0 | | | | |
| 3- 2 | 0- 0 | 0- 0 | AWAY | 0- 2 | 0- 0 | 3- 0 | | | | |
| 0- 0 | 0- 0 | 0- 0 | NEUTRAL | 0- 0 | 0- 0 | 0- 0 | | | | |

| RPI | S | Opponent | Score | RPI | S | Opponent | Score | RPI | S | Opponent | Score | RPI | S | Opponent | Score | Team's RPI: 147 |
|---------------------------|---|--------------|-------|-----|---|---------------|-------|-----|---|---------------------|-------|-----|---|----------------|-------|-----------------|
| 40 | A | Marquette | 52 62 | 57 | H | Minnesota | 65 69 | 108 | H | SMU | 64 49 | 134 | H | Saint Joseph's | 67 79 | |
| | | | | 61 | A | Texas Tech | 58 69 | 137 | H | Tulsa | 64 67 | 173 | A | Fresno St. | 80 54 | |
| | | | | 75 | H | Boise St. | 75 68 | 176 | A | New Mexico St. | 70 77 | 176 | H | New Mexico St. | 84 55 | |
| | | | | 76 | H | Colorado St. | 63 78 | 210 | A | Utah St. | 68 58 | 210 | H | Utah St. | 78 67 | |
| | | | | 79 | A | UNLV | 42 56 | 229 | H | San Diego St. | 85 42 | 282 | H | UTEP | 79 66 | |
| | | | | 79 | H | UNLV | 52 61 | 284 | A | Nevada | 69 63 | 284 | H | Nevada | 59 50 | |
| | | | | 98 | A | Wyoming | 52 68 | 343 | H | Fairleigh Dickinson | 83 56 | | | | | |
| LAST 12 Division I GAMES: | | | | | | | | | | | | | | | | |
| 79 | H | UNLV | 52 61 | 79 | A | UNLV | 42 56 | | | | | | | | | |
| 284 | H | Nevada | 59 50 | 284 | A | Nevada | 69 63 | | | | | | | | | |
| 210 | A | Utah St. | 68 58 | 210 | H | Utah St. | 78 67 | | | | | | | | | |
| 98 | A | Wyoming | 52 68 | 229 | H | San Diego St. | 85 42 | | | | | | | | | |
| 75 | H | Boise St. | 75 68 | 173 | A | Fresno St. | 80 54 | | | | | | | | | |
| 76 | H | Colorado St. | 63 78 | 40 | A | Marquette | 52 62 | | | | | | | | | |

Non-Div I Games: Northern N.M. 87 47

New Mexico

■ Loss,
 ■ Non-Conf, S Site,
 ■ Home
 ■ Away
 N Neutral

| | | | | | | | | | | |
|-------------------|----------|-----------|----------------|------------|-------------|---------------|------|------|-------|-----------|
| Average RPI Win: | 267 | WON-LOST | WINNING | LAST 10 | STRENGTH OF | OPP. STRENGTH | TEAM | ADJ. | CONF. | ADJ CONF. |
| Average RPI Loss: | 124 | RECORD | PCT. RANK | GAMES | SCHEDULE | OF SCHEDULE | RPI | RPI | RPI | RPI |
| DIV. I ONLY | 13- 6 | 78 | 7- 2 | 330 | 179 | 176 | 176 | 29 | 29 | |
| DIV. I NON-CONF. | 6- 6 | 165 | 1- 3 | 284 | 102 | 206 | 206 | 29 | 29 | |
| TOTALS | RPI 1-25 | RPI 26-50 | W-L RECORDS | RPI 51-100 | RPI 101-150 | RPI 150+ | | | | |
| 13- 6 | 0- 0 | 0- 1 | OVERALL | 0- 1 | 1- 3 | 12- 1 | | | | |
| 7- 1 | 0- 0 | 0- 0 | HOME | 0- 0 | 1- 1 | 6- 0 | | | | |
| 5- 2 | 0- 0 | 0- 0 | AWAY | 0- 0 | 0- 1 | 5- 1 | | | | |
| 1- 3 | 0- 0 | 0- 1 | NEUTRAL | 0- 1 | 0- 1 | 1- 0 | | | | |
| 6- 6 | 0- 0 | 0- 1 | NON-CONFERENCE | 0- 1 | 1- 3 | 5- 1 | | | | |
| 3- 1 | 0- 0 | 0- 0 | HOME | 0- 0 | 1- 1 | 2- 0 | | | | |
| 2- 2 | 0- 0 | 0- 0 | AWAY | 0- 0 | 0- 1 | 2- 1 | | | | |
| 1- 3 | 0- 0 | 0- 1 | NEUTRAL | 0- 1 | 0- 1 | 1- 0 | | | | |
| 7- 0 | 0- 0 | 0- 0 | CONFERENCE | 0- 0 | 0- 0 | 7- 0 | | | | |
| 4- 0 | 0- 0 | 0- 0 | HOME | 0- 0 | 0- 0 | 4- 0 | | | | |
| 3- 0 | 0- 0 | 0- 0 | AWAY | 0- 0 | 0- 0 | 3- 0 | | | | |
| 0- 0 | 0- 0 | 0- 0 | NEUTRAL | 0- 0 | 0- 0 | 0- 0 | | | | |

| RPI 1-25 | | | RPI 26-50 | | | RPI 51-100 | | | RPI 101+ Team's RPI: 176 | | |
|---------------------------|---|-----------------|-----------|-----|---|----------------|-------|-----|--------------------------|-----------------|--------|
| RPI | S | Opponent | Score | RPI | S | Opponent | Score | RPI | S | Opponent | Score |
| | | | | 46 | N | Quinnipiac | 46 49 | 79 | N | UNLV | 47 52 |
| | | | | | | | | 114 | H | Arizona | 63 74 |
| | | | | | | | | 142 | N | Santa Clara | 46 60 |
| | | | | | | | | 147 | A | New Mexico | 55 84 |
| | | | | | | | | 147 | H | New Mexico | 77 70 |
| | | | | | | | | 191 | H | San Jose St. | 66 55 |
| | | | | | | | | 214 | A | Grand Canyon | 81 65 |
| | | | | | | | | 217 | A | Hawaii | 53 56 |
| | | | | | | | | 230 | H | Seattle U | 73 69 |
| | | | | | | | | 248 | N | Sacramento St. | 99 73 |
| | | | | | | | | 276 | A | Northern Ariz. | 79 68 |
| | | | | | | | | 282 | A | UTEP | 67 59 |
| | | | | | | | | 300 | A | CSU Bakersfield | 64 55 |
| | | | | | | | | 305 | A | UMKC | 60 43 |
| | | | | | | | | 305 | H | UMKC | 78 72 |
| | | | | | | | | 312 | H | Pepperdine | 75 66 |
| | | | | | | | | 328 | H | Chicago St. | 100 63 |
| | | | | | | | | 331 | H | Utah Valley | 63 46 |
| LAST 12 Division I GAMES: | | | | | | | | | | | |
| 331 | H | Utah Valley | 63 46 | 305 | H | UMKC | 78 72 | | | | |
| 230 | H | Seattle U | 73 69 | 142 | N | Santa Clara | 46 60 | | | | |
| 305 | A | UMKC | 60 43 | 79 | N | UNLV | 47 52 | | | | |
| 300 | A | CSU Bakersfield | 64 55 | 46 | N | Quinnipiac | 46 49 | | | | |
| 214 | A | Grand Canyon | 81 65 | 282 | A | UTEP | 67 59 | | | | |
| 328 | H | Chicago St. | 100 63 | 276 | A | Northern Ariz. | 79 68 | | | | |

Non-Div I Games: N.M. Highlands 94 37 Western N.M. 85 28

New Mexico St.

Loss, Non-Conf, S Site, H Home A Away N Neutral

| | | | | | | | | | | |
|-------------------|----------|-----------|----------------|------------|-------------|---------------|------|------|-------|-----------|
| Average RPI Win: | 293 | WON-LOST | WINNING | LAST 10 | STRENGTH OF | OPP. STRENGTH | TEAM | ADJ. | CONF. | ADJ CONF. |
| Average RPI Loss: | 119 | RECORD | PCT. RANK | GAMES | SCHEDULE | OF SCHEDULE | RPI | RPI | RPI | RPI |
| DIV. I ONLY | 7- 9 | 210 | 5- 4 | 190 | 265 | 184 | 184 | 27 | 27 | |
| DIV. I NON-CONF. | 2- 5 | 259 | 0- 1 | 80 | 192 | 184 | 184 | 26 | 26 | |
| TOTALS | RPI 1-25 | RPI 26-50 | W-L RECORDS | RPI 51-100 | RPI 101-150 | RPI 150+ | | | | |
| 7- 9 | 0- 1 | 0- 0 | OVERALL | 0- 2 | 0- 5 | 7- 1 | | | | |
| 3- 2 | 0- 0 | 0- 0 | HOME | 0- 0 | 0- 1 | 3- 1 | | | | |
| 4- 7 | 0- 1 | 0- 0 | AWAY | 0- 2 | 0- 4 | 4- 0 | | | | |
| 0- 0 | 0- 0 | 0- 0 | NEUTRAL | 0- 0 | 0- 0 | 0- 0 | | | | |
| 2- 5 | 0- 1 | 0- 0 | NON-CONFERENCE | 0- 1 | 0- 2 | 2- 1 | | | | |
| 1- 1 | 0- 0 | 0- 0 | HOME | 0- 0 | 0- 0 | 1- 1 | | | | |
| 1- 4 | 0- 1 | 0- 0 | AWAY | 0- 1 | 0- 2 | 1- 0 | | | | |
| 0- 0 | 0- 0 | 0- 0 | NEUTRAL | 0- 0 | 0- 0 | 0- 0 | | | | |
| 5- 4 | 0- 0 | 0- 0 | CONFERENCE | 0- 1 | 0- 3 | 5- 0 | | | | |
| 2- 1 | 0- 0 | 0- 0 | HOME | 0- 0 | 0- 1 | 2- 0 | | | | |
| 3- 3 | 0- 0 | 0- 0 | AWAY | 0- 1 | 0- 2 | 3- 0 | | | | |
| 0- 0 | 0- 0 | 0- 0 | NEUTRAL | 0- 0 | 0- 0 | 0- 0 | | | | |

| RPI 1-25 | | | | RPI 26-50 | | | | RPI 51-100 | | | | RPI 101+ Team's RPI: 184 | | | |
|---------------------------|---|-----------------|-------|-----------|---|--------------------|--------|------------|---|----------|--------|--------------------------|---|--------------------|-------|
| RPI | S | Opponent | Score | RPI | S | Opponent | Score | RPI | S | Opponent | Score | RPI | S | Opponent | Score |
| 12 | A | Texas | 48 80 | | | | | 90 | A | SFA | 61 88 | 113 | H | Central Ark. | 51 55 |
| | | | | | | | | 94 | A | Iowa St. | 63 100 | 115 | A | Abilene Christian | 55 68 |
| | | | | | | | | | | | | 117 | A | Alabama | 57 78 |
| | | | | | | | | | | | | 130 | A | Southern Miss. | 53 78 |
| | | | | | | | | | | | | 146 | A | Lamar University | 42 73 |
| | | | | | | | | | | | | 209 | H | Texas Southern | 63 57 |
| | | | | | | | | | | | | 254 | H | South Ala. | 62 65 |
| | | | | | | | | | | | | 268 | A | Jacksonville St. | 81 79 |
| | | | | | | | | | | | | 271 | A | McNeese | 71 59 |
| | | | | | | | | | | | | 288 | H | A&M-Corpus Christi | 75 54 |
| | | | | | | | | | | | | 334 | A | Houston Baptist | 73 63 |
| | | | | | | | | | | | | 336 | A | Incarate Word | 71 67 |
| | | | | | | | | | | | | 346 | H | Sam Houston St. | 78 49 |
| LAST 12 Division I GAMES: | | | | | | | | | | | | | | | |
| 90 | A | SFA | 61 88 | 146 | A | Lamar University | 42 73 | | | | | | | | |
| 271 | A | McNeese | 71 59 | 115 | A | Abilene Christian | 55 68 | | | | | | | | |
| 113 | H | Central Ark. | 51 55 | 288 | H | A&M-Corpus Christi | 75 54 | | | | | | | | |
| 334 | A | Houston Baptist | 73 63 | 12 | A | Texas | 48 80 | | | | | | | | |
| 346 | H | Sam Houston St. | 78 49 | 94 | A | Iowa St. | 63 100 | | | | | | | | |
| 336 | A | Incarate Word | 71 67 | 209 | H | Texas Southern | 63 57 | | | | | | | | |

Non-Div I Games: Blue Mountain 75 37 Crowley's Ridge 123 33 Trinity Baptist 100 35

New Orleans

Loss, Non-Conf, S Site, H Home A Away N Neutral

Niagara

Through Games Of Feb. 1, 2017

| Average RPI Win: | 205 | WON-LOST | WINNING | LAST 10 | STRENGTH OF | OPP. STRENGTH | TEAM | ADJ. | CONF. | ADJ CONF. |
|-------------------|----------|-----------|----------------|------------|-------------|---------------|------|------|-------|-----------|
| Average RPI Loss: | 130 | RECORD | PCT. RANK | GAMES | SCHEDULE | OF SCHEDULE | RPI | RPI | RPI | RPI |
| DIV. I ONLY | 5- 16 | 301 | 1- 9 | 70 | 187 | 218 | 218 | 17 | 17 | |
| DIV. I NON-CONF. | 3- 6 | 230 | 0- 2 | 6 | 131 | 88 | 88 | 17 | 17 | |
| TOTALS | RPI 1-25 | RPI 26-50 | W-L RECORDS | RPI 51-100 | RPI 101-150 | RPI 150+ | | | | |
| 5- 16 | 0- 1 | 0- 4 | OVERALL | 0- 2 | 1- 2 | 4- 7 | | | | |
| 3- 6 | 0- 1 | 0- 1 | HOME | 0- 0 | 1- 1 | 2- 3 | | | | |
| 2- 10 | 0- 0 | 0- 3 | AWAY | 0- 2 | 0- 1 | 2- 4 | | | | |
| 0- 0 | 0- 0 | 0- 0 | NEUTRAL | 0- 0 | 0- 0 | 0- 0 | | | | |
| 3- 6 | 0- 1 | 0- 2 | NON-CONFERENCE | 0- 2 | 1- 1 | 2- 0 | | | | |
| 2- 1 | 0- 1 | 0- 0 | HOME | 0- 0 | 1- 0 | 1- 0 | | | | |
| 1- 5 | 0- 0 | 0- 2 | AWAY | 0- 2 | 0- 1 | 1- 0 | | | | |
| 0- 0 | 0- 0 | 0- 0 | NEUTRAL | 0- 0 | 0- 0 | 0- 0 | | | | |
| 2- 10 | 0- 0 | 0- 2 | CONFERENCE | 0- 0 | 0- 1 | 2- 7 | | | | |
| 1- 5 | 0- 0 | 0- 1 | HOME | 0- 0 | 0- 1 | 1- 3 | | | | |
| 1- 5 | 0- 0 | 0- 1 | AWAY | 0- 0 | 0- 0 | 1- 4 | | | | |
| 0- 0 | 0- 0 | 0- 0 | NEUTRAL | 0- 0 | 0- 0 | 0- 0 | | | | |

| RPI | S | Opponent | Score | RPI | S | Opponent | Score | RPI | S | Opponent | Score | RPI | S | Opponent | Score | Team's RPI: 218 |
|---------------------------|---|------------|-------|-----|---|---------------|--------|-----|---|----------|-------|-----|---|-----------------|-------|-----------------|
| 18 | H | Maryland | 64 96 | 32 | A | Michigan | 35 107 | 68 | A | Drexel | 57 69 | 122 | A | Fordham | 69 92 | |
| | | | | 36 | A | Syracuse | 60 109 | 72 | A | Buffalo | 63 73 | 129 | H | Hartford | 75 62 | |
| | | | | 46 | A | Quinnipiac | 45 61 | | | | | 132 | H | Rider | 58 78 | |
| | | | | 46 | H | Quinnipiac | 64 71 | | | | | 154 | A | Iona | 61 68 | |
| | | | | | | | | | | | | 186 | A | Fairfield | 63 66 | |
| | | | | | | | | | | | | 186 | H | Fairfield | 55 65 | |
| | | | | | | | | | | | | 192 | A | Cleveland St. | 67 49 | |
| | | | | | | | | | | | | 193 | A | Siena | 53 71 | |
| | | | | | | | | | | | | 225 | H | St. Bonaventure | 65 43 | |
| | | | | | | | | | | | | 237 | H | Monmouth | 66 45 | |
| | | | | | | | | | | | | 240 | H | Marist | 58 60 | |
| | | | | | | | | | | | | 243 | H | Canisius | 57 65 | |
| | | | | | | | | | | | | 244 | A | Manhattan | 62 59 | |
| | | | | | | | | | | | | 306 | A | Saint Peter's | 66 78 | |
| LAST 12 Division I GAMES: | | | | | | | | | | | | | | | | |
| 186 | A | Fairfield | 63 66 | 240 | H | Marist | 58 60 | | | | | | | | | |
| 46 | A | Quinnipiac | 45 61 | 46 | H | Quinnipiac | 64 71 | | | | | | | | | |
| 186 | H | Fairfield | 55 65 | 193 | A | Siena | 53 71 | | | | | | | | | |
| 243 | H | Canisius | 57 65 | 306 | A | Saint Peter's | 66 78 | | | | | | | | | |
| 244 | A | Manhattan | 62 59 | 122 | A | Fordham | 69 92 | | | | | | | | | |
| 154 | A | Iona | 61 68 | 68 | A | Drexel | 57 69 | | | | | | | | | |

Non-Div I Games:

Niagara

■ Loss,
 ■ Non-Conf, S Site,
 ■ Home
 ■ Away
 N Neutral

| | | | | | | | | | |
|------------------------------|----------|-----------|----------------|-------------|---------------|----------|------|-------|-----------|
| Average RPI Win: 299 | WON-LOST | WINNING | LAST 10 | STRENGTH OF | OPP. STRENGTH | TEAM | ADJ. | CONF. | ADJ CONF. |
| Average RPI Loss: 202 | RECORD | PCT. RANK | GAMES | SCHEDULE | OF SCHEDULE | RPI | RPI | RPI | RPI |
| DIV. I ONLY | 8- 13 | 234 | 5- 5 | 331 | 330 | 307 | 307 | 27 | 27 |
| DIV. I NON-CONF. | 3- 8 | 262 | 0- 2 | 271 | 342 | 304 | 304 | 26 | 26 |
| TOTALS | RPI 1-25 | RPI 26-50 | W-L RECORDS | RPI 51-100 | RPI 101-150 | RPI 150+ | | | |
| 8- 13 | 0- 0 | 0- 0 | OVERALL | 0- 3 | 1- 2 | 7- 8 | | | |
| 5- 3 | 0- 0 | 0- 0 | HOME | 0- 0 | 1- 2 | 4- 1 | | | |
| 3- 9 | 0- 0 | 0- 0 | AWAY | 0- 0 | 0- 0 | 3- 1 | | | |
| 0- 1 | 0- 0 | 0- 0 | NEUTRAL | 0- 0 | 0- 0 | 0- 1 | | | |
| 3- 8 | 0- 0 | 0- 0 | NON-CONFERENCE | 0- 2 | 0- 1 | 3- 5 | | | |
| 2- 1 | 0- 0 | 0- 0 | HOME | 0- 0 | 0- 1 | 2- 0 | | | |
| 1- 6 | 0- 0 | 0- 0 | AWAY | 0- 2 | 0- 0 | 1- 4 | | | |
| 0- 1 | 0- 0 | 0- 0 | NEUTRAL | 0- 0 | 0- 0 | 0- 1 | | | |
| 5- 5 | 0- 0 | 0- 0 | CONFERENCE | 0- 1 | 1- 1 | 4- 3 | | | |
| 3- 2 | 0- 0 | 0- 0 | HOME | 0- 0 | 1- 1 | 2- 1 | | | |
| 2- 3 | 0- 0 | 0- 0 | AWAY | 0- 1 | 0- 0 | 2- 2 | | | |
| 0- 0 | 0- 0 | 0- 0 | NEUTRAL | 0- 0 | 0- 0 | 0- 0 | | | |

| RPI 1-25 | | | RPI 26-50 | | | RPI 51-100 | | | RPI 101+ Team's RPI: 307 | | |
|---------------------------|---|--------------------|-----------|-----|---|--------------------|-------|-----|--------------------------|--------------------|--------|
| RPI | S | Opponent | Score | RPI | S | Opponent | Score | RPI | S | Opponent | Score |
| | | | | | | | | 77 | A | Jacksonville | 71 76 |
| | | | | | | | | 90 | A | SFA | 55 80 |
| | | | | | | | | 97 | A | Gonzaga | 46 78 |
| | | | | | | | | 105 | H | Troy | 75 100 |
| | | | | | | | | 115 | H | Abilene Christian | 73 89 |
| | | | | | | | | 146 | H | Lamar University | 78 67 |
| | | | | | | | | 168 | A | Louisiana Tech | 52 68 |
| | | | | | | | | 183 | A | Memphis | 62 73 |
| | | | | | | | | 266 | A | Grambling | 71 60 |
| | | | | | | | | 268 | A | Jacksonville St. | 52 75 |
| | | | | | | | | 287 | A | Prairie View | 67 69 |
| | | | | | | | | 288 | A | A&M-Corpus Christi | 60 65 |
| | | | | | | | | 288 | H | A&M-Corpus Christi | 74 54 |
| | | | | | | | | 291 | N | North Florida | 74 77 |
| | | | | | | | | 321 | A | Northwestern St. | 58 75 |
| | | | | | | | | 329 | H | La.-Monroe | 73 54 |
| | | | | | | | | 334 | H | Houston Baptist | 76 57 |
| | | | | | | | | 336 | H | Incarinate Word | 52 78 |
| | | | | | | | | 338 | A | Southeastern La. | 76 60 |
| | | | | | | | | 346 | A | Sam Houston St. | 66 59 |
| | | | | | | | | 347 | H | Jackson St. | 83 76 |
| LAST 12 Division I GAMES: | | | | | | | | | | | |
| 338 | A | Southeastern La. | 76 60 | 321 | A | Northwestern St. | 58 75 | | | | |
| 288 | A | A&M-Corpus Christi | 60 65 | 346 | A | Sam Houston St. | 66 59 | | | | |
| 334 | H | Houston Baptist | 76 57 | 288 | H | A&M-Corpus Christi | 74 54 | | | | |
| 146 | H | Lamar University | 78 67 | 336 | H | Incarinate Word | 52 78 | | | | |
| 115 | H | Abilene Christian | 73 89 | 183 | A | Memphis | 62 73 | | | | |
| 90 | A | SFA | 55 80 | 268 | A | Jacksonville St. | 52 75 | | | | |

Non-Div I Games:

Nicholls St.

■ Loss,
 ■ Non-Conf, S Site,
 ■ Home
 ■ Away
 N Neutral

| | | | | | | | | | | |
|-------------------|----------|-----------|----------------|------------|-------------|---------------|------|------|-------|-----------|
| Average RPI Win: | 316 | WON-LOST | WINNING | LAST 10 | STRENGTH OF | OPP. STRENGTH | TEAM | ADJ. | CONF. | ADJ CONF. |
| Average RPI Loss: | 172 | RECORD | PCT. RANK | GAMES | SCHEDULE | OF SCHEDULE | RPI | RPI | RPI | RPI |
| DIV. I ONLY | 9- 9 | 166 | 6- 4 | 341 | 310 | 269 | 269 | 32 | 32 | |
| DIV. I NON-CONF. | 3- 7 | 250 | 0- 3 | 302 | 256 | 258 | 258 | 31 | 31 | |
| TOTALS | RPI 1-25 | RPI 26-50 | W-L RECORDS | RPI 51-100 | RPI 101-150 | RPI 150+ | | | | |
| 9- 9 | 0- 0 | 0- 0 | OVERALL | 0- 0 | 0- 5 | 9- 4 | | | | |
| 3- 3 | 0- 0 | 0- 0 | HOME | 0- 0 | 0- 2 | 3- 1 | | | | |
| 6- 5 | 0- 0 | 0- 0 | AWAY | 0- 0 | 0- 2 | 6- 3 | | | | |
| 0- 1 | 0- 0 | 0- 0 | NEUTRAL | 0- 0 | 0- 1 | 0- 0 | | | | |
| 3- 7 | 0- 0 | 0- 0 | NON-CONFERENCE | 0- 0 | 0- 4 | 3- 3 | | | | |
| 0- 1 | 0- 0 | 0- 0 | HOME | 0- 0 | 0- 1 | 0- 0 | | | | |
| 3- 5 | 0- 0 | 0- 0 | AWAY | 0- 0 | 0- 2 | 3- 3 | | | | |
| 0- 1 | 0- 0 | 0- 0 | NEUTRAL | 0- 0 | 0- 1 | 0- 0 | | | | |
| 6- 2 | 0- 0 | 0- 0 | CONFERENCE | 0- 0 | 0- 1 | 6- 1 | | | | |
| 3- 2 | 0- 0 | 0- 0 | HOME | 0- 0 | 0- 1 | 3- 1 | | | | |
| 3- 0 | 0- 0 | 0- 0 | AWAY | 0- 0 | 0- 0 | 3- 0 | | | | |
| 0- 0 | 0- 0 | 0- 0 | NEUTRAL | 0- 0 | 0- 0 | 0- 0 | | | | |

| RPI 1-25 | | | RPI 26-50 | | | RPI 51-100 | | | RPI 101+ | | | Team's RPI: 269 |
|---------------------------|---|-----------------|-----------|-----|-----|------------|----------------|-----|----------|-----------------|-------|-----------------|
| RPI | S | Opponent | Score | RPI | S | Opponent | Score | RPI | S | Opponent | Score | |
| | | | | | | | | 127 | H | William & Mary | 52 | 65 |
| | | | | | | | | 129 | N | Hartford | 51 | 61 |
| | | | | | | | | 131 | A | Old Dominion | 54 | 65 |
| | | | | | | | | 139 | H | Hampton | 57 | 58 |
| | | | | | | | | 143 | A | George Mason | 33 | 60 |
| | | | | | | | | 155 | A | Towson | 58 | 61 |
| | | | | | | | | 219 | A | UNCW | 56 | 64 |
| | | | | | | | | 253 | A | UNCG | 52 | 59 |
| | | | | | | | | 256 | H | Bethune-Cookman | 58 | 68 |
| | | | | | | | | 274 | H | N.C. A&T | 69 | 53 |
| | | | | | | | | 290 | H | Savannah St. | 61 | 55 |
| | | | | | | | | 295 | A | Coppin St. | 49 | 45 |
| | | | | | | | | 308 | A | Lehigh | 81 | 57 |
| | | | | | | | | 311 | A | High Point | 63 | 60 |
| | | | | | | | | 335 | A | Longwood | 85 | 56 |
| | | | | | | | | 341 | H | N.C. Central | 71 | 40 |
| | | | | | | | | 342 | A | Delaware St. | 82 | 74 |
| | | | | | | | | 348 | A | Morgan St. | 56 | 47 |
| LAST 12 Division I GAMES: | | | | | | | | | | | | |
| 274 | H | N.C. A&T | 69 | 53 | 290 | H | Savannah St. | 61 | 55 | | | |
| 256 | H | Bethune-Cookman | 58 | 68 | 348 | A | Morgan St. | 56 | 47 | | | |
| 295 | A | Coppin St. | 49 | 45 | 155 | A | Towson | 58 | 61 | | | |
| 139 | H | Hampton | 57 | 58 | 253 | A | UNCG | 52 | 59 | | | |
| 342 | A | Delaware St. | 82 | 74 | 127 | H | William & Mary | 52 | 65 | | | |
| 341 | H | N.C. Central | 71 | 40 | 335 | A | Longwood | 85 | 56 | | | |

Non-Div I Games: Lincoln (PA) 62 28 Saint Augustine's 99 59

Norfolk St.

■ Loss,
 ■ Non-Conf,
 ■ S Site,
 ■ H Home
 ■ A Away
 N Neutral

North Carolina

Through Games Of Feb. 1, 2017

| | | | | | | | | | | |
|-------------------|----------|-----------|----------------|------------|-------------|---------------|------|------|-------|-----------|
| Average RPI Win: | 170 | WON-LOST | WINNING | LAST 10 | STRENGTH OF | OPP. STRENGTH | TEAM | ADJ. | CONF. | ADJ CONF. |
| Average RPI Loss: | 34 | RECORD | PCT. RANK | GAMES | SCHEDULE | OF SCHEDULE | RPI | RPI | RPI | RPI |
| DIV. I ONLY | 13- 9 | 130 | 2- 1 | 35 | 60 | 73 | 73 | 3 | 3 | |
| DIV. I NON-CONF. | 11- 2 | 24 | 1- 0 | 159 | 180 | 65 | 65 | 4 | 4 | |
| TOTALS | RPI 1-25 | RPI 26-50 | W-L RECORDS | RPI 51-100 | RPI 101-150 | RPI 150+ | | | | |
| 13- 9 | 0- 6 | 3- 2 | OVERALL | 3- 0 | 0- 1 | 7- 0 | | | | |
| 10- 3 | 0- 2 | 3- 1 | HOME | 1- 0 | 0- 0 | 6- 0 | | | | |
| 1- 4 | 0- 2 | 0- 1 | AWAY | 0- 0 | 0- 1 | 1- 0 | | | | |
| 2- 2 | 0- 2 | 0- 0 | NEUTRAL | 2- 0 | 0- 0 | 0- 0 | | | | |
| 11- 2 | 0- 2 | 2- 0 | NON-CONFERENCE | 2- 0 | 0- 0 | 7- 0 | | | | |
| 8- 0 | 0- 0 | 2- 0 | HOME | 0- 0 | 0- 0 | 6- 0 | | | | |
| 1- 0 | 0- 0 | 0- 0 | AWAY | 0- 0 | 0- 0 | 1- 0 | | | | |
| 2- 2 | 0- 2 | 0- 0 | NEUTRAL | 2- 0 | 0- 0 | 0- 0 | | | | |
| 2- 7 | 0- 4 | 1- 2 | CONFERENCE | 1- 0 | 0- 1 | 0- 0 | | | | |
| 2- 3 | 0- 2 | 1- 1 | HOME | 1- 0 | 0- 0 | 0- 0 | | | | |
| 0- 4 | 0- 2 | 0- 1 | AWAY | 0- 0 | 0- 1 | 0- 0 | | | | |
| 0- 0 | 0- 0 | 0- 0 | NEUTRAL | 0- 0 | 0- 0 | 0- 0 | | | | |

| RPI 1-25 | | | | RPI 26-50 | | | | RPI 51-100 Team's RPI: 73 | | | | RPI 101+ | | | |
|---------------------------|---|--------------------|--------|-----------|---|--------------------|-------|---------------------------|---|--------------|-------|----------|---|--------------------|-------|
| RPI | S | Opponent | Score | RPI | S | Opponent | Score | RPI | S | Opponent | Score | RPI | S | Opponent | Score |
| 2 | H | Notre Dame | 55 77 | 27 | H | Elon | 78 73 | 57 | N | Minnesota | 91 77 | 126 | A | Pittsburgh | 48 68 |
| 6 | H | Florida St. | 77 90 | 39 | H | North Carolina St. | 83 70 | 69 | H | Virginia | 67 58 | 197 | H | Alabama St. | 84 54 |
| 11 | A | Duke | 58 70 | 41 | A | Virginia Tech | 68 76 | 77 | N | Jacksonville | 87 57 | 203 | A | Wisconsin | 72 59 |
| 23 | N | South Fla. | 55 83 | 48 | H | Bucknell | 65 50 | | | | | 223 | H | Marshall | 75 53 |
| 24 | A | Miami (FL) | 88 100 | 49 | H | Wake Forest | 77 80 | | | | | 289 | H | Charleston So. | 93 77 |
| 25 | N | LSU | 43 70 | | | | | | | | | 295 | H | Coppin St. | 90 55 |
| | | | | | | | | | | | | 340 | H | South Carolina St. | 82 49 |
| | | | | | | | | | | | | 349 | H | Alabama A&M | 80 35 |
| LAST 12 Division I GAMES: | | | | | | | | | | | | | | | |
| 57 | N | Minnesota | 91 77 | 11 | A | Duke | 58 70 | | | | | | | | |
| 39 | H | North Carolina St. | 83 70 | 69 | H | Virginia | 67 58 | | | | | | | | |
| 24 | A | Miami (FL) | 88 100 | 6 | H | Florida St. | 77 90 | | | | | | | | |
| 2 | H | Notre Dame | 55 77 | 41 | A | Virginia Tech | 68 76 | | | | | | | | |
| 49 | H | Wake Forest | 77 80 | 340 | H | South Carolina St. | 82 49 | | | | | | | | |
| 126 | A | Pittsburgh | 48 68 | 295 | H | Coppin St. | 90 55 | | | | | | | | |

Non-Div I Games:

North Carolina

■ Loss,
■ Non-Conf, S Site,
■ Home
■ Away
N Neutral

| | | | | | | | | | | |
|-------------------|----------|-----------|----------------|------------|-------------|---------------|------|------|-------|-----------|
| Average RPI Win: | 159 | WON-LOST | WINNING | LAST 10 | STRENGTH OF | OPP. STRENGTH | TEAM | ADJ. | CONF. | ADJ CONF. |
| Average RPI Loss: | 35 | RECORD | PCT. RANK | GAMES | SCHEDULE | OF SCHEDULE | RPI | RPI | RPI | RPI |
| DIV. I ONLY | 16- 6 | 51 | 7- 3 | 55 | 50 | 39 | 39 | 3 | 3 | |
| DIV. I NON-CONF. | 10- 3 | 54 | 2- 1 | 220 | 153 | 101 | 101 | 4 | 4 | |
| TOTALS | RPI 1-25 | RPI 26-50 | W-L RECORDS | RPI 51-100 | RPI 101-150 | RPI 150+ | | | | |
| 16- 6 | 3- 3 | 1- 2 | OVERALL | 1- 1 | 3- 0 | 8- 0 | | | | |
| 12- 1 | 2- 1 | 0- 0 | HOME | 1- 0 | 3- 0 | 6- 0 | | | | |
| 3- 3 | 1- 0 | 1- 2 | AWAY | 0- 1 | 0- 0 | 1- 0 | | | | |
| 1- 2 | 0- 2 | 0- 0 | NEUTRAL | 0- 0 | 0- 0 | 1- 0 | | | | |
| 10- 3 | 0- 2 | 0- 1 | NON-CONFERENCE | 1- 0 | 1- 0 | 8- 0 | | | | |
| 8- 0 | 0- 0 | 0- 0 | HOME | 1- 0 | 1- 0 | 6- 0 | | | | |
| 1- 1 | 0- 0 | 0- 1 | AWAY | 0- 0 | 0- 0 | 1- 0 | | | | |
| 1- 2 | 0- 2 | 0- 0 | NEUTRAL | 0- 0 | 0- 0 | 1- 0 | | | | |
| 6- 3 | 3- 1 | 1- 1 | CONFERENCE | 0- 1 | 2- 0 | 0- 0 | | | | |
| 4- 1 | 2- 1 | 0- 0 | HOME | 0- 0 | 2- 0 | 0- 0 | | | | |
| 2- 2 | 1- 0 | 1- 1 | AWAY | 0- 1 | 0- 0 | 0- 0 | | | | |
| 0- 0 | 0- 0 | 0- 0 | NEUTRAL | 0- 0 | 0- 0 | 0- 0 | | | | |

| RPI 1-25 | | | | RPI 26-50 | | | | Team's RPI: 39 | RPI 51-100 | | | | RPI 101+ | | | |
|---------------------------|---|-------------|-------|-----------|---|----------------|-------|----------------|------------|---|----------------|-------|----------|---|--------------------|-------|
| RPI | S | Opponent | Score | RPI | S | Opponent | Score | | RPI | S | Opponent | Score | RPI | S | Opponent | Score |
| 2 | H | Notre Dame | 70 62 | 35 | A | Tulane | 58 63 | | 52 | H | Indiana | 84 70 | 124 | H | Clemson | 65 53 |
| 6 | A | Florida St. | 70 61 | 36 | A | Syracuse | 75 85 | | 73 | A | North Carolina | 70 83 | 126 | H | Pittsburgh | 55 42 |
| 11 | H | Duke | 55 52 | 49 | A | Wake Forest | 65 50 | | | | | | 139 | H | Hampton | 81 56 |
| 16 | N | Kansas St. | 50 67 | | | | | | | | | | 194 | H | Col. of Charleston | 91 47 |
| 24 | H | Miami (FL) | 64 67 | | | | | | | | | | 219 | H | UNCW | 86 54 |
| 25 | N | LSU | 58 59 | | | | | | | | | | 227 | H | Wofford | 80 40 |
| | | | | | | | | | | | | | 232 | H | UMES | 77 58 |
| | | | | | | | | | | | | | 254 | A | South Ala. | 74 31 |
| | | | | | | | | | | | | | 282 | N | UTEP | 71 55 |
| | | | | | | | | | | | | | 291 | H | North Florida | 78 52 |
| | | | | | | | | | | | | | 341 | H | N.C. Central | 83 33 |
| LAST 12 Division I GAMES: | | | | | | | | | | | | | | | | |
| | | | | 73 | A | North Carolina | 70 83 | | 24 | H | Miami (FL) | 64 67 | | | | |
| | | | | 126 | H | Pittsburgh | 55 42 | | 6 | A | Florida St. | 70 61 | | | | |
| | | | | 124 | H | Clemson | 65 53 | | 2 | H | Notre Dame | 70 62 | | | | |
| | | | | 11 | H | Duke | 55 52 | | 254 | A | South Ala. | 74 31 | | | | |
| | | | | 36 | A | Syracuse | 75 85 | | 35 | A | Tulane | 58 63 | | | | |
| | | | | 49 | A | Wake Forest | 65 50 | | 341 | H | N.C. Central | 83 33 | | | | |

Non-Div I Games:

North Carolina St.

■ Loss,
■ Non-Conf, S Site,
■ Home
■ Away
N Neutral

North Dakota

Through Games Of Feb. 1, 2017

| | | | | | | | | | | |
|-------------------|----------|-----------|----------------|------------|-------------|---------------|------|------|-------|-----------|
| Average RPI Win: | 248 | WON-LOST | WINNING | LAST 10 | STRENGTH OF | OPP. STRENGTH | TEAM | ADJ. | CONF. | ADJ CONF. |
| Average RPI Loss: | 64 | RECORD | PCT. RANK | GAMES | SCHEDULE | OF SCHEDULE | RPI | RPI | RPI | RPI |
| DIV. I ONLY | 12- 7 | 110 | 9- 1 | 251 | 111 | 148 | 148 | 20 | 20 | |
| DIV. I NON-CONF. | 3- 6 | 230 | 1- 1 | 99 | 10 | 166 | 166 | 19 | 19 | |
| TOTALS | RPI 1-25 | RPI 26-50 | W-L RECORDS | RPI 51-100 | RPI 101-150 | RPI 150+ | | | | |
| 12- 7 | 0- 0 | 0- 2 | OVERALL | 0- 4 | 1- 1 | 11- 0 | | | | |
| 6- 4 | 0- 0 | 0- 2 | HOME | 0- 2 | 1- 0 | 5- 0 | | | | |
| 6- 3 | 0- 0 | 0- 0 | AWAY | 0- 2 | 0- 1 | 6- 0 | | | | |
| 0- 0 | 0- 0 | 0- 0 | NEUTRAL | 0- 0 | 0- 0 | 0- 0 | | | | |
| 3- 6 | 0- 0 | 0- 2 | NON-CONFERENCE | 0- 3 | 1- 1 | 2- 0 | | | | |
| 1- 3 | 0- 0 | 0- 2 | HOME | 0- 1 | 1- 0 | 0- 0 | | | | |
| 2- 3 | 0- 0 | 0- 0 | AWAY | 0- 2 | 0- 1 | 2- 0 | | | | |
| 0- 0 | 0- 0 | 0- 0 | NEUTRAL | 0- 0 | 0- 0 | 0- 0 | | | | |
| 9- 1 | 0- 0 | 0- 0 | CONFERENCE | 0- 1 | 0- 0 | 9- 0 | | | | |
| 5- 1 | 0- 0 | 0- 0 | HOME | 0- 1 | 0- 0 | 5- 0 | | | | |
| 4- 0 | 0- 0 | 0- 0 | AWAY | 0- 0 | 0- 0 | 4- 0 | | | | |
| 0- 0 | 0- 0 | 0- 0 | NEUTRAL | 0- 0 | 0- 0 | 0- 0 | | | | |

| RPI 1-25 | | | | RPI 26-50 | | | | RPI 51-100 | | | | RPI 101+ | | | | Team's RPI: 148 | |
|---------------------------|---|----------|-------|-----------|---|------------------|-------|------------|---|----------------|-------|----------|---|------------------|-------|-----------------|--|
| RPI | S | Opponent | Score | RPI | S | Opponent | Score | RPI | S | Opponent | Score | RPI | S | Opponent | Score | | |
| | | | | 34 | H | Drake | 91 99 | 54 | H | Iowa | 60 75 | 136 | A | Kansas | 71 76 | | |
| | | | | 38 | H | South Dakota St. | 72 83 | 58 | A | UNI | 53 74 | 141 | H | San Francisco | 71 63 | | |
| | | | | | | | | 61 | A | Texas Tech | 80 90 | 212 | A | Idaho St. | 65 62 | | |
| | | | | | | | | 65 | H | Montana St. | 71 74 | 215 | A | San Diego | 65 61 | | |
| | | | | | | | | | | | | 231 | H | Portland St. | 65 61 | | |
| | | | | | | | | | | | | 248 | H | Sacramento St. | 94 71 | | |
| | | | | | | | | | | | | 251 | A | Southern Utah | 68 65 | | |
| | | | | | | | | | | | | 251 | H | Southern Utah | 75 70 | | |
| | | | | | | | | | | | | 257 | A | Weber St. | 70 65 | | |
| | | | | | | | | | | | | 276 | A | Northern Ariz. | 80 78 | | |
| | | | | | | | | | | | | 276 | H | Northern Ariz. | 88 69 | | |
| | | | | | | | | | | | | 283 | A | North Dakota St. | 76 55 | | |
| | | | | | | | | | | | | 333 | H | Montana | 73 63 | | |
| LAST 12 Division I GAMES: | | | | | | | | | | | | | | | | | |
| | | | | 276 | H | Northern Ariz. | 88 69 | 251 | A | Southern Utah | 68 65 | | | | | | |
| | | | | 251 | H | Southern Utah | 75 70 | 276 | A | Northern Ariz. | 80 78 | | | | | | |
| | | | | 212 | A | Idaho St. | 65 62 | 248 | H | Sacramento St. | 94 71 | | | | | | |
| | | | | 257 | A | Weber St. | 70 65 | 231 | H | Portland St. | 65 61 | | | | | | |
| | | | | 333 | H | Montana | 73 63 | 215 | A | San Diego | 65 61 | | | | | | |
| | | | | 65 | H | Montana St. | 71 74 | 58 | A | UNI | 53 74 | | | | | | |

Non-Div I Games: Mayville St. 70 43 Mary 79 67

North Dakota

Loss, Non-Conf, S Site, H Home A Away N Neutral

| | | | | | | | | | | |
|-------------------|----------|-----------|----------------|------------|-------------|---------------|------|------|-------|-----------|
| Average RPI Win: | 227 | WON-LOST | WINNING | LAST 10 | STRENGTH OF | OPP. STRENGTH | TEAM | ADJ. | CONF. | ADJ CONF. |
| Average RPI Loss: | 152 | RECORD | PCT. RANK | GAMES | SCHEDULE | OF SCHEDULE | RPI | RPI | RPI | RPI |
| DIV. I ONLY | 3- 17 | 326 | 3- 7 | 89 | 270 | 283 | 283 | 11 | 11 | |
| DIV. I NON-CONF. | 0- 11 | 335 | 0- 2 | 131 | 340 | 332 | 332 | 9 | 9 | |
| TOTALS | RPI 1-25 | RPI 26-50 | W-L RECORDS | RPI 51-100 | RPI 101-150 | RPI 150+ | | | | |
| 3- 17 | 0- 0 | 0- 1 | OVERALL | 1- 5 | 0- 2 | 2- 9 | | | | |
| 2- 6 | 0- 0 | 0- 1 | HOME | 1- 1 | 0- 2 | 1- 2 | | | | |
| 1- 9 | 0- 0 | 0- 0 | AWAY | 0- 3 | 0- 0 | 1- 6 | | | | |
| 0- 2 | 0- 0 | 0- 0 | NEUTRAL | 0- 1 | 0- 0 | 0- 1 | | | | |
| 0- 11 | 0- 0 | 0- 0 | NON-CONFERENCE | 0- 2 | 0- 1 | 0- 8 | | | | |
| 0- 3 | 0- 0 | 0- 0 | HOME | 0- 1 | 0- 1 | 0- 1 | | | | |
| 0- 6 | 0- 0 | 0- 0 | AWAY | 0- 0 | 0- 0 | 0- 6 | | | | |
| 0- 2 | 0- 0 | 0- 0 | NEUTRAL | 0- 1 | 0- 0 | 0- 1 | | | | |
| 3- 6 | 0- 0 | 0- 1 | CONFERENCE | 1- 3 | 0- 1 | 2- 1 | | | | |
| 2- 3 | 0- 0 | 0- 1 | HOME | 1- 0 | 0- 1 | 1- 1 | | | | |
| 1- 3 | 0- 0 | 0- 0 | AWAY | 0- 3 | 0- 0 | 1- 0 | | | | |
| 0- 0 | 0- 0 | 0- 0 | NEUTRAL | 0- 0 | 0- 0 | 0- 0 | | | | |

| RPI 1-25 | | | | RPI 26-50 | | | | RPI 51-100 | | | | RPI 101+ | | | | Team's RPI: 283 | |
|---------------------------|---|----------|-------|-----------|---|------------------|--------|------------|---|------------------|--------|----------|---|------------------|-------|-----------------|--|
| RPI | S | Opponent | Score | RPI | S | Opponent | Score | RPI | S | Opponent | Score | RPI | S | Opponent | Score | | |
| | | | | 38 | H | South Dakota St. | 66 69 | 66 | A | South Dakota | 48 80 | 145 | H | Oral Roberts | 50 70 | | |
| | | | | | | | | 66 | H | South Dakota | 83 73 | 148 | H | North Dakota | 55 76 | | |
| | | | | | | | | 67 | A | IUPUI | 58 71 | 152 | A | Providence | 63 86 | | |
| | | | | | | | | 80 | H | Colorado | 59 76 | 161 | A | Milwaukee | 74 79 | | |
| | | | | | | | | 83 | N | Central Mich. | 55 77 | 163 | H | Omaha | 60 80 | | |
| | | | | | | | | 96 | A | Western Ill. | 81 110 | 167 | H | Western Mich. | 63 68 | | |
| | | | | | | | | | | | | 201 | A | Oakland | 66 95 | | |
| | | | | | | | | | | | | 239 | N | UC Santa Barbara | 59 66 | | |
| | | | | | | | | | | | | 249 | A | Cal Poly | 46 73 | | |
| | | | | | | | | | | | | 259 | A | UTRGV | 67 81 | | |
| | | | | | | | | | | | | 275 | A | Massachusetts | 58 70 | | |
| | | | | | | | | | | | | 296 | A | Denver | 86 80 | | |
| | | | | | | | | | | | | 318 | H | Fort Wayne | 68 56 | | |
| LAST 12 Division I GAMES: | | | | | | | | | | | | | | | | | |
| | | | | 145 | H | Oral Roberts | 50 70 | 66 | H | South Dakota | 83 73 | | | | | | |
| | | | | 66 | A | South Dakota | 48 80 | 296 | A | Denver | 86 80 | | | | | | |
| | | | | 67 | A | IUPUI | 58 71 | 38 | H | South Dakota St. | 66 69 | | | | | | |
| | | | | 163 | H | Omaha | 60 80 | 239 | N | UC Santa Barbara | 59 66 | | | | | | |
| | | | | 96 | A | Western Ill. | 81 110 | 259 | A | UTRGV | 67 81 | | | | | | |
| | | | | 318 | H | Fort Wayne | 68 56 | 148 | H | North Dakota | 55 76 | | | | | | |

Non-Div I Games: Mayville St. 93 44 Dickinson St. 70 63

North Dakota St.

Loss, Non-Conf, S Site, H Home A Away N Neutral

North Florida

Through Games Of Feb. 1, 2017

| | | | | | | | | | | |
|-------------------|----------|-----------|----------------|------------|-------------|---------------|------|------|-------|-----------|
| Average RPI Win: | 295 | WON-LOST | WINNING | LAST 10 | STRENGTH OF | OPP. STRENGTH | TEAM | ADJ. | CONF. | ADJ CONF. |
| Average RPI Loss: | 177 | RECORD | PCT. RANK | GAMES | SCHEDULE | OF SCHEDULE | RPI | RPI | RPI | RPI |
| DIV. I ONLY | 5- 13 | 284 | 1- 8 | 248 | 268 | 291 | 291 | 23 | 23 | |
| DIV. I NON-CONF. | 4- 8 | 230 | 0- 4 | 200 | 282 | 240 | 240 | 24 | 24 | |
| TOTALS | RPI 1-25 | RPI 26-50 | W-L RECORDS | RPI 51-100 | RPI 101-150 | RPI 150+ | | | | |
| 5- 13 | 0- 2 | 0- 1 | OVERALL | 0- 1 | 0- 0 | 5- 9 | | | | |
| 2- 4 | 0- 0 | 0- 0 | HOME | 0- 0 | 0- 0 | 2- 4 | | | | |
| 2- 8 | 0- 2 | 0- 1 | AWAY | 0- 1 | 0- 0 | 2- 4 | | | | |
| 1- 1 | 0- 0 | 0- 0 | NEUTRAL | 0- 0 | 0- 0 | 1- 1 | | | | |
| 4- 8 | 0- 2 | 0- 1 | NON-CONFERENCE | 0- 0 | 0- 0 | 4- 5 | | | | |
| 2- 2 | 0- 0 | 0- 0 | HOME | 0- 0 | 0- 0 | 2- 2 | | | | |
| 1- 5 | 0- 2 | 0- 1 | AWAY | 0- 0 | 0- 0 | 1- 2 | | | | |
| 1- 1 | 0- 0 | 0- 0 | NEUTRAL | 0- 0 | 0- 0 | 1- 1 | | | | |
| 1- 5 | 0- 0 | 0- 0 | CONFERENCE | 0- 1 | 0- 0 | 1- 4 | | | | |
| 0- 2 | 0- 0 | 0- 0 | HOME | 0- 0 | 0- 0 | 0- 2 | | | | |
| 1- 3 | 0- 0 | 0- 0 | AWAY | 0- 1 | 0- 0 | 1- 2 | | | | |
| 0- 0 | 0- 0 | 0- 0 | NEUTRAL | 0- 0 | 0- 0 | 0- 0 | | | | |

| RPI 1-25 | | | | RPI 26-50 | | | | RPI 51-100 | | | | RPI 101+ Team's RPI: 291 | | | |
|---------------------------|---|--------------|-------|-----------|---|--------------------|-------|------------|---|--------------------|-------|--------------------------|---|--------------------|-------|
| RPI | S | Opponent | Score | RPI | S | Opponent | Score | RPI | S | Opponent | Score | RPI | S | Opponent | Score |
| 6 | A | Florida St. | 39 95 | 39 | A | North Carolina St. | 52 78 | 77 | A | Jacksonville | 58 68 | 162 | A | Stetson | 44 68 |
| 23 | A | South Fla. | 42 78 | | | | | | | | | 172 | A | Xavier | 46 83 |
| | | | | | | | | | | | | 194 | A | Col. of Charleston | 60 47 |
| | | | | | | | | | | | | 200 | H | Morehead St. | 65 84 |
| | | | | | | | | | | | | 227 | H | Wofford | 60 79 |
| | | | | | | | | | | | | 254 | N | South Ala. | 55 62 |
| | | | | | | | | | | | | 256 | A | Bethune-Cookman | 50 52 |
| | | | | | | | | | | | | 285 | H | Lipscomb | 58 60 |
| | | | | | | | | | | | | 297 | A | USC Upstate | 78 67 |
| | | | | | | | | | | | | 301 | H | Kennesaw St. | 61 67 |
| | | | | | | | | | | | | 304 | A | NJIT | 62 64 |
| | | | | | | | | | | | | 307 | N | Nicholls St. | 77 74 |
| | | | | | | | | | | | | 330 | H | Fla. Atlantic | 95 88 |
| | | | | | | | | | | | | 345 | H | Florida A&M | 71 60 |
| LAST 12 Division I GAMES: | | | | | | | | | | | | | | | |
| 162 | A | Stetson | 44 68 | 227 | H | Wofford | 60 79 | 6 | A | Florida St. | 39 95 | | | | |
| 301 | H | Kennesaw St. | 61 67 | 256 | A | Bethune-Cookman | 50 52 | 200 | H | Morehead St. | 65 84 | | | | |
| 285 | H | Lipscomb | 58 60 | 39 | A | North Carolina St. | 52 78 | 194 | A | Col. of Charleston | 60 47 | | | | |
| 297 | A | USC Upstate | 78 67 | | | | | | | | | | | | |
| 304 | A | NJIT | 62 64 | | | | | | | | | | | | |
| 77 | A | Jacksonville | 58 68 | | | | | | | | | | | | |

Non-Div I Games: Warner 72 44 Webber Int'l 103 57 Edward Waters 70 50

North Florida

Loss, Non-Conf, S Site, H Home A Away N Neutral

| NORTH TEXAS | | | | THROUGH GAMES OF FEB. 17, 1917 | | | | | | |
|-------------------|----------|----------|-----------|--------------------------------|----------------|---------------|------------|------|-------------|-----------|
| Average RPI Win: | 176 | WON-LOST | WINNING | LAST 10 | STRENGTH OF | OPP. STRENGTH | TEAM | ADJ. | CONF. | ADJ CONF. |
| Average RPI Loss: | 131 | RECORD | PCT. RANK | GAMES | SCHEDULE | OF SCHEDULE | RPI | RPI | RPI | RPI |
| DIV. I ONLY | 6- 14 | 273 | 3- 7 | 103 | 156 | 220 | 220 | 15 | 15 | |
| DIV. I NON-CONF. | 3- 8 | 262 | 1- 2 | 168 | 221 | 259 | 259 | 16 | 16 | |
| ----- | | | | | | | | | | |
| TOTALS | RPI 1-25 | | RPI 26-50 | | W-L RECORDS | | RPI 51-100 | | RPI 101-150 | RPI 150+ |
| 6- 14 | 0- 0 | | 0- 0 | | OVERALL | | 0- 5 | | 3- 3 | 3- 6 |
| 4- 5 | 0- 0 | | 0- 0 | | HOME | | 0- 2 | | 2- 0 | 2- 3 |
| 2- 7 | 0- 0 | | 0- 0 | | AWAY | | 0- 3 | | 1- 3 | 1- 1 |
| 0- 2 | 0- 0 | | 0- 0 | | NEUTRAL | | 0- 0 | | 0- 0 | 0- 2 |
| 3- 8 | 0- 0 | | 0- 0 | | NON-CONFERENCE | | 0- 2 | | 1- 2 | 2- 4 |
| 2- 2 | 0- 0 | | 0- 0 | | HOME | | 0- 1 | | 0- 0 | 2- 1 |
| 1- 4 | 0- 0 | | 0- 0 | | AWAY | | 0- 1 | | 1- 2 | 0- 1 |
| 0- 2 | 0- 0 | | 0- 0 | | NEUTRAL | | 0- 0 | | 0- 0 | 0- 2 |
| 3- 6 | 0- 0 | | 0- 0 | | CONFERENCE | | 0- 3 | | 2- 1 | 1- 2 |
| 2- 3 | 0- 0 | | 0- 0 | | HOME | | 0- 1 | | 2- 0 | 0- 2 |
| 1- 3 | 0- 0 | | 0- 0 | | AWAY | | 0- 2 | | 0- 1 | 1- 0 |
| 0- 0 | 0- 0 | | 0- 0 | | NEUTRAL | | 0- 0 | | 0- 0 | 0- 0 |

| RPI 1-25 | | | | RPI 26-50 | | | | RPI 51-100 | | | | RPI 101+ | | | | Team's RPI: 220 | |
|---------------------------|---|----------|-------|-----------|---|----------------|-------|------------|---|-----------------|-------|----------|---|-----------------|-------|-----------------|--|
| RPI | S | Opponent | Score | RPI | S | Opponent | Score | RPI | S | Opponent | Score | RPI | S | Opponent | Score | | |
| | | | | | | | | 52 | H | Indiana | 64 94 | 108 | A | SMU | 51 65 | | |
| | | | | | | | | 55 | A | Little Rock | 44 55 | 114 | A | Arizona | 62 58 | | |
| | | | | | | | | 78 | A | Charlotte | 49 66 | 130 | H | Southern Miss. | 75 62 | | |
| | | | | | | | | 78 | H | Charlotte | 63 78 | 131 | A | Old Dominion | 47 62 | | |
| | | | | | | | | 88 | A | Middle Tenn. | 52 60 | 131 | H | Old Dominion | 65 55 | | |
| | | | | | | | | | | | | 137 | A | Tulsa | 58 63 | | |
| | | | | | | | | | | | | 153 | H | Rice | 49 51 | | |
| | | | | | | | | | | | | 154 | H | Iona | 66 55 | | |
| | | | | | | | | | | | | 160 | A | Missouri St. | 54 63 | | |
| | | | | | | | | | | | | 163 | N | Omaha | 57 85 | | |
| | | | | | | | | | | | | 168 | H | Louisiana Tech | 65 72 | | |
| | | | | | | | | | | | | 189 | A | UAB | 59 58 | | |
| | | | | | | | | | | | | 205 | H | Texas St. | 58 59 | | |
| | | | | | | | | | | | | 259 | N | UTRGV | 69 74 | | |
| | | | | | | | | | | | | 336 | H | Incarinate Word | 84 61 | | |
| LAST 12 Division I GAMES: | | | | | | | | | | | | | | | | | |
| | | | | 131 | A | Old Dominion | 47 62 | 189 | A | UAB | 59 58 | | | | | | |
| | | | | 78 | A | Charlotte | 49 66 | 131 | H | Old Dominion | 65 55 | | | | | | |
| | | | | 168 | H | Louisiana Tech | 65 72 | 78 | H | Charlotte | 63 78 | | | | | | |
| | | | | 130 | H | Southern Miss. | 75 62 | 205 | H | Texas St. | 58 59 | | | | | | |
| | | | | 153 | H | Rice | 49 51 | 160 | A | Missouri St. | 54 63 | | | | | | |
| | | | | 88 | A | Middle Tenn. | 52 60 | 336 | H | Incarinate Word | 84 61 | | | | | | |

Non-Div I Games:

North Texas

Loss, Non-Conf, S Site, H Home A Away N Neutral

Northeastern

Through Games Of Feb. 1, 2017

| | | | | | | | | | | |
|-------------------|----------|-----------|----------------|------------|-------------|---------------|------|------|-------|-----------|
| Average RPI Win: | 223 | WON-LOST | WINNING | LAST 10 | STRENGTH OF | OPP. STRENGTH | TEAM | ADJ. | CONF. | ADJ CONF. |
| Average RPI Loss: | 82 | RECORD | PCT. RANK | GAMES | SCHEDULE | OF SCHEDULE | RPI | RPI | RPI | RPI |
| DIV. I ONLY | 7- 14 | 261 | 4- 6 | 54 | 107 | 157 | 157 | 8 | 8 | |
| DIV. I NON-CONF. | 4- 8 | 230 | 2- 1 | 96 | 115 | 187 | 187 | 8 | 8 | |
| TOTALS | RPI 1-25 | RPI 26-50 | W-L RECORDS | RPI 51-100 | RPI 101-150 | RPI 150+ | | | | |
| 7- 14 | 0- 1 | 0- 3 | OVERALL | 0- 5 | 0- 4 | 7- 1 | | | | |
| 4- 4 | 0- 0 | 0- 1 | HOME | 0- 2 | 0- 1 | 4- 0 | | | | |
| 3- 7 | 0- 0 | 0- 2 | AWAY | 0- 2 | 0- 3 | 3- 0 | | | | |
| 0- 3 | 0- 1 | 0- 0 | NEUTRAL | 0- 1 | 0- 0 | 0- 1 | | | | |
| 4- 8 | 0- 1 | 0- 1 | NON-CONFERENCE | 0- 3 | 0- 2 | 4- 1 | | | | |
| 2- 2 | 0- 0 | 0- 0 | HOME | 0- 1 | 0- 1 | 2- 0 | | | | |
| 2- 3 | 0- 0 | 0- 1 | AWAY | 0- 1 | 0- 1 | 2- 0 | | | | |
| 0- 3 | 0- 1 | 0- 0 | NEUTRAL | 0- 1 | 0- 0 | 0- 1 | | | | |
| 3- 6 | 0- 0 | 0- 2 | CONFERENCE | 0- 2 | 0- 2 | 3- 0 | | | | |
| 2- 2 | 0- 0 | 0- 1 | HOME | 0- 1 | 0- 0 | 2- 0 | | | | |
| 1- 4 | 0- 0 | 0- 1 | AWAY | 0- 1 | 0- 2 | 1- 0 | | | | |
| 0- 0 | 0- 0 | 0- 0 | NEUTRAL | 0- 0 | 0- 0 | 0- 0 | | | | |

| RPI 1-25 | | | | RPI 26-50 | | | | RPI 51-100 | | | | RPI 101+ Team's RPI: 157 | | | |
|---------------------------|---|----------|-------|-----------|---|----------------|-------|------------|---|---------------|-------|--------------------------|---|-----------------|-------|
| RPI | S | Opponent | Score | RPI | S | Opponent | Score | RPI | S | Opponent | Score | RPI | S | Opponent | Score |
| 8 | N | Stanford | 45 74 | 27 | H | Elon | 65 76 | 59 | A | Michigan St. | 44 78 | 110 | A | Delaware | 53 65 |
| | | | | 44 | A | James Madison | 54 74 | 68 | A | Drexel | 51 74 | 119 | A | Maine | 49 68 |
| | | | | 46 | A | Quinnipiac | 59 76 | 68 | H | Drexel | 33 63 | 125 | H | St. Mary's (CA) | 53 77 |
| | | | | | | | | 85 | H | New Hampshire | 63 66 | 127 | A | William & Mary | 58 60 |
| | | | | | | | | 93 | N | Purdue | 54 79 | 155 | H | Towson | 72 64 |
| | | | | | | | | | | | | 171 | N | Wichita St. | 73 87 |
| | | | | | | | | | | | | 179 | A | Hofstra | 53 51 |
| | | | | | | | | | | | | 193 | H | Siena | 61 50 |
| | | | | | | | | | | | | 219 | H | UNCW | 55 47 |
| | | | | | | | | | | | | 243 | A | Canisius | 83 59 |
| | | | | | | | | | | | | 273 | H | Boston U. | 78 59 |
| | | | | | | | | | | | | 296 | A | Denver | 72 69 |
| LAST 12 Division I GAMES: | | | | | | | | | | | | | | | |
| | | | | 68 | A | Drexel | 51 74 | 68 | H | Drexel | 33 63 | | | | |
| | | | | 27 | H | Elon | 65 76 | 155 | H | Towson | 72 64 | | | | |
| | | | | 219 | H | UNCW | 55 47 | 179 | A | Hofstra | 53 51 | | | | |
| | | | | 110 | A | Delaware | 53 65 | 193 | H | Siena | 61 50 | | | | |
| | | | | 44 | A | James Madison | 54 74 | 296 | A | Denver | 72 69 | | | | |
| | | | | 127 | A | William & Mary | 58 60 | 59 | A | Michigan St. | 44 78 | | | | |

Non-Div I Games:

Northeastern

■ Loss,
 ■ Non-Conf,
 ■ S Site,
 ■ H Home
 ■ A Away
 N Neutral

| | | | | | | | | | | |
|-------------------|----------|-----------|----------------|------------|-------------|---------------|------|------|-------|-----------|
| Average RPI Win: | 260 | WON-LOST | WINNING | LAST 10 | STRENGTH OF | OPP. STRENGTH | TEAM | ADJ. | CONF. | ADJ CONF. |
| Average RPI Loss: | 172 | RECORD | PCT. RANK | GAMES | SCHEDULE | OF SCHEDULE | RPI | RPI | RPI | RPI |
| DIV. I ONLY | 5- 14 | 291 | 2- 8 | 168 | 316 | 276 | 276 | 20 | 20 | |
| DIV. I NON-CONF. | 3- 7 | 250 | 0- 3 | 242 | 330 | 290 | 290 | 19 | 19 | |
| TOTALS | RPI 1-25 | RPI 26-50 | W-L RECORDS | RPI 51-100 | RPI 101-150 | RPI 150+ | | | | |
| 5- 14 | 0- 0 | 0- 0 | OVERALL | 0- 3 | 0- 3 | 5- 8 | | | | |
| 3- 5 | 0- 0 | 0- 0 | HOME | 0- 1 | 0- 1 | 3- 3 | | | | |
| 2- 9 | 0- 0 | 0- 0 | AWAY | 0- 2 | 0- 2 | 2- 5 | | | | |
| 0- 0 | 0- 0 | 0- 0 | NEUTRAL | 0- 0 | 0- 0 | 0- 0 | | | | |
| 3- 7 | 0- 0 | 0- 0 | NON-CONFERENCE | 0- 1 | 0- 1 | 3- 5 | | | | |
| 2- 2 | 0- 0 | 0- 0 | HOME | 0- 0 | 0- 0 | 2- 2 | | | | |
| 1- 5 | 0- 0 | 0- 0 | AWAY | 0- 1 | 0- 1 | 1- 3 | | | | |
| 0- 0 | 0- 0 | 0- 0 | NEUTRAL | 0- 0 | 0- 0 | 0- 0 | | | | |
| 2- 7 | 0- 0 | 0- 0 | CONFERENCE | 0- 2 | 0- 2 | 2- 3 | | | | |
| 1- 3 | 0- 0 | 0- 0 | HOME | 0- 1 | 0- 1 | 1- 1 | | | | |
| 1- 4 | 0- 0 | 0- 0 | AWAY | 0- 1 | 0- 1 | 1- 2 | | | | |
| 0- 0 | 0- 0 | 0- 0 | NEUTRAL | 0- 0 | 0- 0 | 0- 0 | | | | |

| RPI S | Opponent | Score | RPI S | Opponent | Score | RPI S | Opponent | Score | RPI S | Opponent | Score | Team's RPI: 276 |
|---------------------------|----------|-------|-------|------------------|-------|-------|------------------|-------|-------|--------------------|-------|-----------------|
| | | | | | | 51 | A Utah | 65 78 | 146 | A Lamar University | 60 75 | |
| | | | | | | 99 | A Northern Colo. | 64 75 | 148 | A North Dakota | 69 88 | |
| | | | | | | 99 | H Northern Colo. | 66 69 | 148 | H North Dakota | 78 80 | |
| | | | | | | | | | 151 | H Idaho | 80 91 | |
| | | | | | | | | | 159 | H Eastern Wash. | 56 47 | |
| | | | | | | | | | 176 | H New Mexico St. | 68 79 | |
| | | | | | | | | | 213 | H CSUN | 79 83 | |
| | | | | | | | | | 214 | A Grand Canyon | 65 76 | |
| | | | | | | | | | 231 | A Portland St. | 55 56 | |
| | | | | | | | | | 239 | A UC Santa Barbara | 51 60 | |
| | | | | | | | | | 248 | A Sacramento St. | 76 82 | |
| | | | | | | | | | 249 | A Cal Poly | 53 58 | |
| | | | | | | | | | 251 | A Southern Utah | 77 68 | |
| | | | | | | | | | 282 | A UTEP | 65 51 | |
| | | | | | | | | | 296 | H Denver | 82 67 | |
| | | | | | | | | | 310 | H Youngstown St. | 70 49 | |
| LAST 12 Division I GAMES: | | | | | | | | | | | | |
| | | | 148 | A North Dakota | 69 88 | 99 | H Northern Colo. | 66 69 | | | | |
| | | | 99 | A Northern Colo. | 64 75 | 148 | H North Dakota | 78 80 | | | | |
| | | | 151 | H Idaho | 80 91 | 251 | A Southern Utah | 77 68 | | | | |
| | | | 159 | H Eastern Wash. | 56 47 | 51 | A Utah | 65 78 | | | | |
| | | | 248 | A Sacramento St. | 76 82 | 214 | A Grand Canyon | 65 76 | | | | |
| | | | 231 | A Portland St. | 55 56 | 176 | H New Mexico St. | 68 79 | | | | |

Non-Div I Games: Antelope Valley 109 60

Northern Ariz.

■ Loss,
 ■ Non-Conf,
 ■ S Site,
 ■ H Home
 ■ A Away
 N Neutral

| | | | | | | | | | | |
|-------------------|----------|-----------|----------------|------------|-------------|---------------|------|------|-------|-----------|
| Average RPI Win: | 231 | WON-LOST | WINNING | LAST 10 | STRENGTH OF | OPP. STRENGTH | TEAM | ADJ. | CONF. | ADJ CONF. |
| Average RPI Loss: | 94 | RECORD | PCT. RANK | GAMES | SCHEDULE | OF SCHEDULE | RPI | RPI | RPI | RPI |
| DIV. I ONLY | 17- 3 | 15 | 10- 0 | 303 | 188 | 99 | 99 | 20 | 20 | |
| DIV. I NON-CONF. | 7- 3 | 83 | 1- 1 | 231 | 148 | 105 | 105 | 19 | 19 | |
| TOTALS | RPI 1-25 | RPI 26-50 | W-L RECORDS | RPI 51-100 | RPI 101-150 | RPI 150+ | | | | |
| 17- 3 | 0- 0 | 0- 0 | OVERALL | 2- 2 | 1- 1 | 14- 0 | | | | |
| 9- 1 | 0- 0 | 0- 0 | HOME | 2- 1 | 0- 0 | 7- 0 | | | | |
| 7- 2 | 0- 0 | 0- 0 | AWAY | 0- 1 | 1- 1 | 6- 0 | | | | |
| 1- 0 | 0- 0 | 0- 0 | NEUTRAL | 0- 0 | 0- 0 | 1- 0 | | | | |
| 7- 3 | 0- 0 | 0- 0 | NON-CONFERENCE | 1- 2 | 1- 1 | 5- 0 | | | | |
| 3- 1 | 0- 0 | 0- 0 | HOME | 1- 1 | 0- 0 | 2- 0 | | | | |
| 3- 2 | 0- 0 | 0- 0 | AWAY | 0- 1 | 1- 1 | 2- 0 | | | | |
| 1- 0 | 0- 0 | 0- 0 | NEUTRAL | 0- 0 | 0- 0 | 1- 0 | | | | |
| 10- 0 | 0- 0 | 0- 0 | CONFERENCE | 1- 0 | 0- 0 | 9- 0 | | | | |
| 6- 0 | 0- 0 | 0- 0 | HOME | 1- 0 | 0- 0 | 5- 0 | | | | |
| 4- 0 | 0- 0 | 0- 0 | AWAY | 0- 0 | 0- 0 | 4- 0 | | | | |
| 0- 0 | 0- 0 | 0- 0 | NEUTRAL | 0- 0 | 0- 0 | 0- 0 | | | | |

| RPI 1-25 | | | | RPI 26-50 | | | | RPI 51-100 | | | | Team's RPI: 99 | | RPI 101+ | | | | |
|---------------------------|---|----------|-------|-----------|---|----------------|-------|------------|---|--------------|-------|----------------|-----|----------|-----------------|-----------------|-------|----|
| RPI | S | Opponent | Score | RPI | S | Opponent | Score | RPI | S | Opponent | Score | | | RPI | S | Opponent | Score | |
| | | | | | | | | 65 | H | Montana St. | 66 | 58 | | 125 | A | St. Mary's (CA) | 65 | 75 |
| | | | | | | | | 76 | A | Colorado St. | 47 | 58 | | 148 | A | UTSA | 73 | 66 |
| | | | | | | | | 80 | H | Colorado | 62 | 83 | | 199 | A | Pacific | 60 | 56 |
| | | | | | | | | 89 | H | FGCU | 77 | 74 | | 212 | A | Idaho St. | 77 | 62 |
| | | | | | | | | | | | | | | 215 | H | San Diego | 54 | 51 |
| | | | | | | | | | | | | | | 231 | H | Portland St. | 91 | 62 |
| | | | | | | | | | | | | | | 248 | H | Sacramento St. | 95 | 88 |
| | | | | | | | | | | | | | | 251 | A | Southern Utah | 83 | 53 |
| | | | | | | | | | | | | | | 251 | H | Southern Utah | 74 | 55 |
| | | | | | | | | | | | | | | 257 | A | Weber St. | 88 | 79 |
| | | | | | | | | | | | | | | 261 | N | Eastern Mich. | 58 | 57 |
| | | | | | | | | | | | | | | 276 | A | Northern Ariz. | 69 | 66 |
| | | | | | | | | | | | | | | 276 | H | Northern Ariz. | 75 | 64 |
| | | | | | | | | | | | | | | 296 | H | Denver | 68 | 48 |
| | | | | | | | | | | | | | | 319 | A | Air Force | 71 | 44 |
| | | | | | | | | | | | | | | 333 | H | Montana | 65 | 46 |
| LAST 12 Division I GAMES: | | | | | | | | | | | | | | | | | | |
| | | | | 251 | H | Southern Utah | 74 | 55 | | | | | 276 | A | Northern Ariz. | 69 | 66 | |
| | | | | 276 | H | Northern Ariz. | 75 | 64 | | | | | 251 | A | Southern Utah | 83 | 53 | |
| | | | | 257 | A | Weber St. | 88 | 79 | | | | | 231 | H | Portland St. | 91 | 62 | |
| | | | | 212 | A | Idaho St. | 77 | 62 | | | | | 248 | H | Sacramento St. | 95 | 88 | |
| | | | | 65 | H | Montana St. | 66 | 58 | | | | | 199 | A | Pacific | 60 | 56 | |
| | | | | 333 | H | Montana | 65 | 46 | | | | | 125 | A | St. Mary's (CA) | 65 | 75 | |

Non-Div I Games: Colo. Christian 90 47

Northern Colo.

| | | | | | | | | | | |
|-------------------|----------|-----------|----------------|------------|-------------|---------------|------|------|-------|-----------|
| Average RPI Win: | 206 | WON-LOST | WINNING | LAST 10 | STRENGTH OF | OPP. STRENGTH | TEAM | ADJ. | CONF. | ADJ CONF. |
| Average RPI Loss: | 96 | RECORD | PCT. RANK | GAMES | SCHEDULE | OF SCHEDULE | RPI | RPI | RPI | RPI |
| DIV. I ONLY | 15- 5 | 39 | 9- 1 | 214 | 113 | 86 | 86 | 10 | 10 | |
| DIV. I NON-CONF. | 7- 4 | 114 | 2- 1 | 263 | 174 | 134 | 134 | 11 | 11 | |
| TOTALS | RPI 1-25 | RPI 26-50 | W-L RECORDS | RPI 51-100 | RPI 101-150 | RPI 150+ | | | | |
| 15- 5 | 0- 0 | 0- 1 | OVERALL | 2- 3 | 3- 0 | 10- 1 | | | | |
| 8- 1 | 0- 0 | 0- 0 | HOME | 1- 0 | 1- 0 | 6- 1 | | | | |
| 7- 3 | 0- 0 | 0- 1 | AWAY | 1- 1 | 2- 0 | 4- 0 | | | | |
| 0- 1 | 0- 0 | 0- 0 | NEUTRAL | 0- 1 | 0- 0 | 0- 0 | | | | |
| 7- 4 | 0- 0 | 0- 1 | NON-CONFERENCE | 0- 3 | 0- 0 | 7- 0 | | | | |
| 4- 0 | 0- 0 | 0- 0 | HOME | 0- 0 | 0- 0 | 4- 0 | | | | |
| 3- 3 | 0- 0 | 0- 1 | AWAY | 0- 2 | 0- 0 | 3- 0 | | | | |
| 0- 1 | 0- 0 | 0- 0 | NEUTRAL | 0- 1 | 0- 0 | 0- 0 | | | | |
| 8- 1 | 0- 0 | 0- 0 | CONFERENCE | 2- 0 | 3- 0 | 3- 1 | | | | |
| 4- 1 | 0- 0 | 0- 0 | HOME | 1- 0 | 1- 0 | 2- 1 | | | | |
| 4- 0 | 0- 0 | 0- 0 | AWAY | 1- 0 | 2- 0 | 1- 0 | | | | |
| 0- 0 | 0- 0 | 0- 0 | NEUTRAL | 0- 0 | 0- 0 | 0- 0 | | | | |

| RPI S | Opponent | Score | RPI S | Opponent | Score | RPI S | Opponent | Score | RPI S | Opponent | Score |
|---------------------------|------------|--------|-------|---------------|-------|-------|--------------|-------|-------|----------------|---------|
| | | | 34 A | Drake | 86 95 | 62 H | Ohio | 88 80 | 112 A | Kent St. | 98 97 |
| | | | | | | 66 N | South Dakota | 83 97 | 112 H | Kent St. | 93 72 |
| | | | | | | 92 A | Toledo | 77 73 | 128 A | Ball St. | 101 96 |
| | | | | | | 94 A | Iowa St. | 89 97 | 161 H | Milwaukee | 114 104 |
| | | | | | | 96 A | Western Ill. | 79 83 | 188 H | Akron | 55 84 |
| | | | | | | | | | 211 H | SIUE | 97 78 |
| | | | | | | | | | 216 H | Miami (OH) | 89 76 |
| | | | | | | | | | 234 A | Bradley | 81 51 |
| | | | | | | | | | 255 A | Bowling Green | 89 76 |
| | | | | | | | | | 261 H | Eastern Mich. | 85 73 |
| | | | | | | | | | 302 A | Loyola Chicago | 90 70 |
| | | | | | | | | | 305 A | UMKC | 86 75 |
| | | | | | | | | | 314 H | Illinois St. | 108 66 |
| | | | | | | | | | 328 H | Chicago St. | 94 85 |
| LAST 12 Division I GAMES: | | | | | | | | | | | |
| 128 A | Ball St. | 101 96 | 62 H | Ohio | 88 80 | | | | | | |
| 112 H | Kent St. | 93 72 | 255 A | Bowling Green | 89 76 | | | | | | |
| 216 H | Miami (OH) | 89 76 | 261 H | Eastern Mich. | 85 73 | | | | | | |
| 188 H | Akron | 55 84 | 305 A | UMKC | 86 75 | | | | | | |
| 92 A | Toledo | 77 73 | 66 N | South Dakota | 83 97 | | | | | | |
| 112 A | Kent St. | 98 97 | 211 H | SIUE | 97 78 | | | | | | |

Non-Div I Games:

Northern Ill.

| | | | | | | | | | | |
|-------------------|----------|-----------|----------------|------------|-------------|---------------|------|------|-------|-----------|
| Average RPI Win: | 264 | WON-LOST | WINNING | LAST 10 | STRENGTH OF | OPP. STRENGTH | TEAM | ADJ. | CONF. | ADJ CONF. |
| Average RPI Loss: | 166 | RECORD | PCT. RANK | GAMES | SCHEDULE | OF SCHEDULE | RPI | RPI | RPI | RPI |
| DIV. I ONLY | 6- 15 | 279 | 3- 7 | 180 | 300 | 272 | 272 | 22 | 22 | |
| DIV. I NON-CONF. | 3- 8 | 262 | 2- 0 | 164 | 322 | 280 | 280 | 20 | 20 | |
| TOTALS | RPI 1-25 | RPI 26-50 | W-L RECORDS | RPI 51-100 | RPI 101-150 | RPI 150+ | | | | |
| 6- 15 | 0- 0 | 0- 1 | OVERALL | 0- 2 | 1- 1 | 5- 11 | | | | |
| 2- 7 | 0- 0 | 0- 0 | HOME | 0- 0 | 0- 1 | 2- 6 | | | | |
| 2- 7 | 0- 0 | 0- 1 | AWAY | 0- 1 | 0- 0 | 2- 3 | | | | |
| 2- 1 | 0- 0 | 0- 0 | NEUTRAL | 0- 0 | 1- 0 | 1- 1 | | | | |
| 3- 8 | 0- 0 | 0- 0 | NON-CONFERENCE | 0- 2 | 1- 0 | 2- 6 | | | | |
| 1- 3 | 0- 0 | 0- 0 | HOME | 0- 0 | 0- 0 | 1- 3 | | | | |
| 0- 4 | 0- 0 | 0- 0 | AWAY | 0- 2 | 0- 0 | 0- 2 | | | | |
| 2- 1 | 0- 0 | 0- 0 | NEUTRAL | 0- 0 | 1- 0 | 1- 1 | | | | |
| 3- 7 | 0- 0 | 0- 1 | CONFERENCE | 0- 0 | 0- 1 | 3- 5 | | | | |
| 1- 4 | 0- 0 | 0- 0 | HOME | 0- 0 | 0- 1 | 1- 3 | | | | |
| 2- 3 | 0- 0 | 0- 1 | AWAY | 0- 0 | 0- 0 | 2- 2 | | | | |
| 0- 0 | 0- 0 | 0- 0 | NEUTRAL | 0- 0 | 0- 0 | 0- 0 | | | | |

| RPI S | Opponent | Score | RPI S | Opponent | Score | RPI S | Opponent | Score | RPI S | Opponent | Score | Team's RPI: 272 |
|---------------------------|----------------|-------|-------|------------------|--------|-------|------------------|-------|-------|------------------|-------|-----------------|
| 30 | A Green Bay | 39 70 | 52 | A Indiana | 49 100 | 130 | N Southern Miss. | 58 53 | 138 | H Wright St. | 63 70 | |
| | | | 62 | A Ohio | 41 58 | 161 | A Milwaukee | 44 72 | 162 | H Stetson | 45 54 | |
| | | | | | | 174 | A Detroit | 49 57 | 174 | H Detroit | 53 55 | |
| | | | | | | 178 | H ETSU | 62 56 | 187 | A Indiana St. | 38 58 | |
| | | | | | | 192 | H Cleveland St. | 54 58 | 201 | H Oakland | 47 61 | |
| | | | | | | 216 | H Miami (OH) | 50 60 | 231 | N Portland St. | 54 77 | |
| | | | | | | 252 | H Murray St. | 69 72 | 262 | A Tennessee Tech | 40 55 | |
| | | | | | | 310 | H Youngstown St. | 87 81 | 317 | A Ill.-Chicago | 58 37 | |
| | | | | | | 322 | A Valparaiso | 70 55 | 324 | N Arkansas St. | 83 78 | |
| LAST 12 Division I GAMES: | | | | | | | | | | | | |
| 174 | H Detroit | 53 55 | 310 | H Youngstown St. | 87 81 | | | | | | | |
| 201 | H Oakland | 47 61 | 192 | H Cleveland St. | 54 58 | | | | | | | |
| 317 | A Ill.-Chicago | 58 37 | 161 | A Milwaukee | 44 72 | | | | | | | |
| 322 | A Valparaiso | 70 55 | 30 | A Green Bay | 39 70 | | | | | | | |
| 174 | A Detroit | 49 57 | 130 | N Southern Miss. | 58 53 | | | | | | | |
| 138 | H Wright St. | 63 70 | 324 | N Arkansas St. | 83 78 | | | | | | | |

Non-Div I Games: Ind.-East 66 46

Northern Ky.

■ Loss,
 ■ Non-Conf,
 ■ S Site,
 ■ Home
 ■ A Away
 N Neutral

Northwestern

Through Games Of Feb. 1, 2017

| | | | | | | | | | | |
|-------------------|----------|-----------|----------------|------------|-------------|---------------|------|------|-------|-----------|
| Average RPI Win: | 166 | WON-LOST | WINNING | LAST 10 | STRENGTH OF | OPP. STRENGTH | TEAM | ADJ. | CONF. | ADJ CONF. |
| Average RPI Loss: | 39 | RECORD | PCT. RANK | GAMES | SCHEDULE | OF SCHEDULE | RPI | RPI | RPI | RPI |
| DIV. I ONLY | 17- 5 | 30 | 7- 3 | 97 | 80 | 43 | 43 | 6 | 6 | |
| DIV. I NON-CONF. | 11- 2 | 24 | 2- 1 | 184 | 168 | 52 | 52 | 6 | 6 | |
| TOTALS | RPI 1-25 | RPI 26-50 | W-L RECORDS | RPI 51-100 | RPI 101-150 | RPI 150+ | | | | |
| 17- 5 | 0- 2 | 0- 2 | OVERALL | 5- 1 | 3- 0 | 9- 0 | | | | |
| 13- 1 | 0- 0 | 0- 1 | HOME | 5- 0 | 2- 0 | 6- 0 | | | | |
| 4- 4 | 0- 2 | 0- 1 | AWAY | 0- 1 | 1- 0 | 3- 0 | | | | |
| 0- 0 | 0- 0 | 0- 0 | NEUTRAL | 0- 0 | 0- 0 | 0- 0 | | | | |
| 11- 2 | 0- 1 | 0- 0 | NON-CONFERENCE | 2- 1 | 3- 0 | 6- 0 | | | | |
| 9- 0 | 0- 0 | 0- 0 | HOME | 2- 0 | 2- 0 | 5- 0 | | | | |
| 2- 2 | 0- 1 | 0- 0 | AWAY | 0- 1 | 1- 0 | 1- 0 | | | | |
| 0- 0 | 0- 0 | 0- 0 | NEUTRAL | 0- 0 | 0- 0 | 0- 0 | | | | |
| 6- 3 | 0- 1 | 0- 2 | CONFERENCE | 3- 0 | 0- 0 | 3- 0 | | | | |
| 4- 1 | 0- 0 | 0- 1 | HOME | 3- 0 | 0- 0 | 1- 0 | | | | |
| 2- 2 | 0- 1 | 0- 1 | AWAY | 0- 0 | 0- 0 | 2- 0 | | | | |
| 0- 0 | 0- 0 | 0- 0 | NEUTRAL | 0- 0 | 0- 0 | 0- 0 | | | | |

| RPI 1-25 | | | | RPI 26-50 | | | | Team's RPI: 43 | RPI 51-100 | | | | RPI 101+ | | | |
|---------------------------|---|--------------|-------|-----------|---|----------|-------|----------------|------------|---|--------------|-------|----------|---|--------------|-------|
| RPI | S | Opponent | Score | RPI | S | Opponent | Score | | RPI | S | Opponent | Score | RPI | S | Opponent | Score |
| 17 | A | DePaul | 66 89 | 29 | H | Ohio St. | 87 94 | | 52 | H | Indiana | 80 67 | 139 | H | Hampton | 67 48 |
| 18 | A | Maryland | 65 96 | 32 | A | Michigan | 54 80 | | 59 | H | Michigan St. | 76 65 | 142 | A | Santa Clara | 87 75 |
| | | | | | | | | | 64 | H | Florida | 73 68 | 145 | H | Oral Roberts | 64 55 |
| | | | | | | | | | 69 | H | Virginia | 69 60 | 160 | H | Missouri St. | 75 52 |
| | | | | | | | | | 93 | H | Purdue | 76 60 | 161 | A | Milwaukee | 65 63 |
| | | | | | | | | | 97 | A | Gonzaga | 56 67 | 164 | A | Nebraska | 62 58 |
| | | | | | | | | | | | | | 182 | A | Rutgers | 55 37 |
| | | | | | | | | | | | | | 203 | H | Wisconsin | 63 43 |
| | | | | | | | | | | | | | 270 | H | UT Martin | 82 59 |
| | | | | | | | | | | | | | 279 | H | Evansville | 88 66 |
| | | | | | | | | | | | | | 317 | H | Ill.-Chicago | 88 44 |
| | | | | | | | | | | | | | 328 | H | Chicago St. | 75 42 |
| LAST 12 Division I GAMES: | | | | | | | | | | | | | | | | |
| 203 | H | Wisconsin | 63 43 | 29 | H | Ohio St. | 87 94 | | 93 | H | Purdue | 76 60 | | | | |
| 182 | A | Rutgers | 55 37 | | | | | | 164 | A | Nebraska | 62 58 | | | | |
| 32 | A | Michigan | 54 80 | | | | | | 270 | H | UT Martin | 82 59 | | | | |
| 59 | H | Michigan St. | 76 65 | | | | | | 97 | A | Gonzaga | 56 67 | | | | |
| 52 | H | Indiana | 80 67 | | | | | | 142 | A | Santa Clara | 87 75 | | | | |
| 18 | A | Maryland | 65 96 | | | | | | | | | | | | | |

Non-Div I Games:

Northwestern

■ Loss,
 ■ Non-Conf, S Site,
 ■ Home
 ■ Away
 N Neutral

| | | | | | | | | | | |
|-------------------|----------|-----------|----------------|------------|-------------|---------------|------|------|-------|-----------|
| Average RPI Win: | 333 | WON-LOST | WINNING | LAST 10 | STRENGTH OF | OPP. STRENGTH | TEAM | ADJ. | CONF. | ADJ CONF. |
| Average RPI Loss: | 183 | RECORD | PCT. RANK | GAMES | SCHEDULE | OF SCHEDULE | RPI | RPI | RPI | RPI |
| DIV. I ONLY | 5- 11 | 272 | 3- 7 | 325 | 302 | 321 | 321 | 27 | 27 | |
| DIV. I NON-CONF. | 2- 5 | 259 | 0- 2 | 181 | 191 | 274 | 274 | 26 | 26 | |
| TOTALS | RPI 1-25 | RPI 26-50 | W-L RECORDS | RPI 51-100 | RPI 101-150 | RPI 150+ | | | | |
| 5- 11 | 0- 2 | 0- 0 | OVERALL | 0- 0 | 0- 3 | 5- 6 | | | | |
| 4- 2 | 0- 0 | 0- 0 | HOME | 0- 0 | 0- 0 | 4- 2 | | | | |
| 1- 9 | 0- 2 | 0- 0 | AWAY | 0- 0 | 0- 3 | 1- 4 | | | | |
| 0- 0 | 0- 0 | 0- 0 | NEUTRAL | 0- 0 | 0- 0 | 0- 0 | | | | |
| 2- 5 | 0- 2 | 0- 0 | NON-CONFERENCE | 0- 0 | 0- 1 | 2- 2 | | | | |
| 2- 1 | 0- 0 | 0- 0 | HOME | 0- 0 | 0- 0 | 2- 1 | | | | |
| 0- 4 | 0- 2 | 0- 0 | AWAY | 0- 0 | 0- 1 | 0- 1 | | | | |
| 0- 0 | 0- 0 | 0- 0 | NEUTRAL | 0- 0 | 0- 0 | 0- 0 | | | | |
| 3- 6 | 0- 0 | 0- 0 | CONFERENCE | 0- 0 | 0- 2 | 3- 4 | | | | |
| 2- 1 | 0- 0 | 0- 0 | HOME | 0- 0 | 0- 0 | 2- 1 | | | | |
| 1- 5 | 0- 0 | 0- 0 | AWAY | 0- 0 | 0- 2 | 1- 3 | | | | |
| 0- 0 | 0- 0 | 0- 0 | NEUTRAL | 0- 0 | 0- 0 | 0- 0 | | | | |

| RPI 1-25 | | | | RPI 26-50 | | | | RPI 51-100 | | | | RPI 101+ Team's RPI: 321 | | | |
|---------------------------|---|--------------------|--------|-----------|---|-----------------|--------|------------|---|----------|-------|--------------------------|---|--------------------|-------|
| RPI | S | Opponent | Score | RPI | S | Opponent | Score | RPI | S | Opponent | Score | RPI | S | Opponent | Score |
| 4 | A | Mississippi St. | 30 106 | | | | | | | | | 109 | A | Arkansas | 36 65 |
| 12 | A | Texas | 39 86 | | | | | | | | | 113 | A | Central Ark. | 43 76 |
| | | | | | | | | | | | | 146 | A | Lamar University | 60 73 |
| | | | | | | | | | | | | 183 | A | Memphis | 38 54 |
| | | | | | | | | | | | | 271 | A | McNeese | 52 68 |
| | | | | | | | | | | | | 271 | H | McNeese | 63 68 |
| | | | | | | | | | | | | 281 | H | Mississippi Val. | 64 68 |
| | | | | | | | | | | | | 288 | A | A&M-Corpus Christi | 51 60 |
| | | | | | | | | | | | | 307 | H | Nicholls St. | 75 58 |
| | | | | | | | | | | | | 329 | H | La.-Monroe | 67 65 |
| | | | | | | | | | | | | 336 | A | Incarinate Word | 76 74 |
| | | | | | | | | | | | | 338 | A | Southeastern La. | 58 69 |
| | | | | | | | | | | | | 346 | H | Sam Houston St. | 78 51 |
| | | | | | | | | | | | | 347 | H | Jackson St. | 83 65 |
| LAST 12 Division I GAMES: | | | | | | | | | | | | | | | |
| 146 | A | Lamar University | 60 73 | 336 | A | Incarinate Word | 76 74 | | | | | | | | |
| 338 | A | Southeastern La. | 58 69 | 113 | A | Central Ark. | 43 76 | | | | | | | | |
| 271 | A | McNeese | 52 68 | 271 | H | McNeese | 63 68 | | | | | | | | |
| 346 | H | Sam Houston St. | 78 51 | 4 | A | Mississippi St. | 30 106 | | | | | | | | |
| 307 | H | Nicholls St. | 75 58 | 109 | A | Arkansas | 36 65 | | | | | | | | |
| 288 | A | A&M-Corpus Christi | 51 60 | 347 | H | Jackson St. | 83 65 | | | | | | | | |

Non-Div I Games: LeTourneau 80 68 Louisiana Col. 113 65 LSU-Alexandria 97 76 Central Baptist 93 42 Northwestern St.

| Average RPI Win: 90 | | WON-LOST | WINNING | LAST 10 | STRENGTH OF | OPP. STRENGTH | TEAM | ADJ. | CONF. | ADJ CONF. |
|----------------------|------|----------|-----------|----------------|-------------|---------------|------------|-------------|-------|-----------|
| Average RPI Loss: 18 | | RECORD | PCT. RANK | GAMES | SCHEDULE | OF SCHEDULE | RPI | RPI | RPI | RPI |
| DIV. I ONLY | | 20- 3 | 10 | 8- 2 | 5 | 8 | 2 | 2 | 3 | 3 |
| DIV. I NON-CONF. | | 12- 2 | 23 | 2- 1 | 3 | 4 | 2 | 2 | 4 | 4 |
| TOTALS | | RPI 1-25 | RPI 26-50 | | W-L RECORDS | | RPI 51-100 | RPI 101-150 | | RPI 150+ |
| 20- 3 | 4- 2 | 2- 1 | | OVERALL | | 7- 0 | 4- 0 | | 3- 0 | |
| 10- 1 | 2- 1 | 2- 0 | | HOME | | 2- 0 | 3- 0 | | 1- 0 | |
| 9- 2 | 2- 1 | 0- 1 | | AWAY | | 5- 0 | 1- 0 | | 1- 0 | |
| 1- 0 | 0- 0 | 0- 0 | | NEUTRAL | | 0- 0 | 0- 0 | | 1- 0 | |
| 12- 2 | 2- 2 | 1- 0 | | NON-CONFERENCE | | 4- 0 | 3- 0 | | 2- 0 | |
| 6- 1 | 1- 1 | 1- 0 | | HOME | | 1- 0 | 2- 0 | | 1- 0 | |
| 5- 1 | 1- 1 | 0- 0 | | AWAY | | 3- 0 | 1- 0 | | 0- 0 | |
| 1- 0 | 0- 0 | 0- 0 | | NEUTRAL | | 0- 0 | 0- 0 | | 1- 0 | |
| 8- 1 | 2- 0 | 1- 1 | | CONFERENCE | | 3- 0 | 1- 0 | | 1- 0 | |
| 4- 0 | 1- 0 | 1- 0 | | HOME | | 1- 0 | 1- 0 | | 0- 0 | |
| 4- 1 | 1- 0 | 0- 1 | | AWAY | | 2- 0 | 0- 0 | | 1- 0 | |
| 0- 0 | 0- 0 | 0- 0 | | NEUTRAL | | 0- 0 | 0- 0 | | 0- 0 | |

| RPI | S | Opponent | Score | RPI | S | Opponent | Score | RPI | S | Opponent | Score | RPI | S | Opponent | Score |
|---------------------------|---|----------------|-------|-----|---|--------------------|-------|-----|---|----------------|--------|-----|---|----------------|--------|
| 1 | H | UConn | 61 72 | 30 | H | Green Bay | 71 67 | 53 | A | Georgia Tech | 55 38 | 102 | A | Chattanooga | 79 58 |
| 10 | H | Washington | 71 60 | 39 | A | North Carolina St. | 62 70 | 54 | A | Iowa | 73 58 | 122 | H | Fordham | 67 36 |
| 11 | H | Duke | 62 58 | 49 | H | Wake Forest | 92 72 | 59 | A | Michigan St. | 79 61 | 126 | H | Pittsburgh | 86 54 |
| 14 | A | Tennessee | 69 71 | | | | | 69 | H | Virginia | 82 74 | 140 | H | TCU | 92 59 |
| 17 | A | DePaul | 75 61 | | | | | 73 | A | North Carolina | 77 55 | 165 | A | Boston College | 80 69 |
| 24 | A | Miami (FL) | 67 55 | | | | | 83 | H | Central Mich. | 107 47 | 195 | N | Louisiana | 91 51 |
| | | | | | | | | 92 | A | Toledo | 85 68 | 322 | H | Valparaiso | 114 54 |
| LAST 12 Division I GAMES: | | | | | | | | | | | | | | | |
| 69 | H | Virginia | 82 74 | 24 | A | Miami (FL) | 67 55 | | | | | | | | |
| 11 | H | Duke | 62 58 | 49 | H | Wake Forest | 92 72 | | | | | | | | |
| 73 | A | North Carolina | 77 55 | 53 | A | Georgia Tech | 55 38 | | | | | | | | |
| 165 | A | Boston College | 80 69 | 39 | A | North Carolina St. | 62 70 | | | | | | | | |
| 14 | A | Tennessee | 69 71 | 102 | A | Chattanooga | 79 58 | | | | | | | | |
| 126 | H | Pittsburgh | 86 54 | 59 | A | Michigan St. | 79 61 | | | | | | | | |

Non-Div I Games:

Notre Dame

| | | | | | | | | | | |
|-------------------|----------|-----------|----------------|------------|-------------|---------------|------|------|-------|-----------|
| Average RPI Win: | 288 | WON-LOST | WINNING | LAST 10 | STRENGTH OF | OPP. STRENGTH | TEAM | ADJ. | CONF. | ADJ CONF. |
| Average RPI Loss: | 103 | RECORD | PCT. RANK | GAMES | SCHEDULE | OF SCHEDULE | RPI | RPI | RPI | RPI |
| DIV. I ONLY | 9- 10 | 190 | 5- 5 | 203 | 224 | 201 | 201 | 22 | 22 | |
| DIV. I NON-CONF. | 4- 5 | 198 | 1- 1 | 250 | 130 | 192 | 192 | 20 | 20 | |
| TOTALS | RPI 1-25 | RPI 26-50 | W-L RECORDS | RPI 51-100 | RPI 101-150 | RPI 150+ | | | | |
| 9- 10 | 0- 0 | 0- 2 | OVERALL | 0- 3 | 0- 3 | 9- 2 | | | | |
| 5- 4 | 0- 0 | 0- 0 | HOME | 0- 0 | 0- 2 | 5- 2 | | | | |
| 4- 6 | 0- 0 | 0- 2 | AWAY | 0- 3 | 0- 1 | 4- 0 | | | | |
| 0- 0 | 0- 0 | 0- 0 | NEUTRAL | 0- 0 | 0- 0 | 0- 0 | | | | |
| 4- 5 | 0- 0 | 0- 1 | NON-CONFERENCE | 0- 3 | 0- 1 | 4- 0 | | | | |
| 2- 1 | 0- 0 | 0- 0 | HOME | 0- 0 | 0- 1 | 2- 0 | | | | |
| 2- 4 | 0- 0 | 0- 1 | AWAY | 0- 3 | 0- 0 | 2- 0 | | | | |
| 0- 0 | 0- 0 | 0- 0 | NEUTRAL | 0- 0 | 0- 0 | 0- 0 | | | | |
| 5- 5 | 0- 0 | 0- 1 | CONFERENCE | 0- 0 | 0- 2 | 5- 2 | | | | |
| 3- 3 | 0- 0 | 0- 0 | HOME | 0- 0 | 0- 1 | 3- 2 | | | | |
| 2- 2 | 0- 0 | 0- 1 | AWAY | 0- 0 | 0- 1 | 2- 0 | | | | |
| 0- 0 | 0- 0 | 0- 0 | NEUTRAL | 0- 0 | 0- 0 | 0- 0 | | | | |

| RPI S | Opponent | Score | RPI S | Opponent | Score | RPI S | Opponent | Score | RPI S | Opponent | Score | Team's RPI: 201 |
|---------------------------|------------------|-------|-------|----------------|--------|-------|-----------------|-------|-------|--------------------|--------|-----------------|
| 30 | A Green Bay | 47 89 | 32 | A Michigan | 63 101 | 52 | A Indiana | 59 84 | 128 | H Ball St. | 59 66 | |
| | | | | | | 59 | A Michigan St. | 74 81 | 138 | A Wright St. | 66 84 | |
| | | | | | | 83 | A Central Mich. | 67 70 | 138 | H Wright St. | 61 73 | |
| | | | | | | | | | 161 | A Milwaukee | 75 73 | |
| | | | | | | | | | 174 | H Detroit | 71 80 | |
| | | | | | | | | | 192 | H Cleveland St. | 62 74 | |
| | | | | | | | | | 272 | A Northern Ky. | 61 47 | |
| | | | | | | | | | 280 | H Vermont | 79 55 | |
| | | | | | | | | | 283 | H North Dakota St. | 95 66 | |
| | | | | | | | | | 310 | H Youngstown St. | 80 54 | |
| | | | | | | | | | 317 | H Ill.-Chicago | 81 58 | |
| | | | | | | | | | 318 | A Fort Wayne | 82 61 | |
| | | | | | | | | | 322 | H Valparaiso | 104 63 | |
| | | | | | | | | | 328 | A Chicago St. | 80 60 | |
| LAST 12 Division I GAMES: | | | | | | | | | | | | |
| 138 | A Wright St. | 66 84 | 161 | A Milwaukee | 75 73 | | | | | | | |
| 272 | A Northern Ky. | 61 47 | 174 | H Detroit | 71 80 | | | | | | | |
| 310 | H Youngstown St. | 80 54 | 322 | H Valparaiso | 104 63 | | | | | | | |
| 192 | H Cleveland St. | 62 74 | 317 | H Ill.-Chicago | 81 58 | | | | | | | |
| 138 | H Wright St. | 61 73 | 280 | H Vermont | 79 55 | | | | | | | |
| 30 | A Green Bay | 47 89 | 52 | A Indiana | 59 84 | | | | | | | |

Non-Div I Games: Concordia (MI) 99 32 Marygrove 126 31

Oakland

| | | | | | | | | | | |
|-------------------|----------|-----------|----------------|------------|-------------|---------------|------|------|-------|-----------|
| Average RPI Win: | 188 | WON-LOST | WINNING | LAST 10 | STRENGTH OF | OPP. STRENGTH | TEAM | ADJ. | CONF. | ADJ CONF. |
| Average RPI Loss: | 117 | RECORD | PCT. RANK | GAMES | SCHEDULE | OF SCHEDULE | RPI | RPI | RPI | RPI |
| DIV. I ONLY | 16- 5 | 34 | 7- 3 | 166 | 131 | 62 | 62 | 10 | 10 | |
| DIV. I NON-CONF. | 9- 2 | 37 | 1- 1 | 227 | 169 | 70 | 70 | 11 | 11 | |
| TOTALS | RPI 1-25 | RPI 26-50 | W-L RECORDS | RPI 51-100 | RPI 101-150 | RPI 150+ | | | | |
| 16- 5 | 0- 0 | 0- 1 | OVERALL | 4- 2 | 1- 1 | 11- 1 | | | | |
| 9- 1 | 0- 0 | 0- 0 | HOME | 1- 0 | 1- 1 | 7- 0 | | | | |
| 7- 4 | 0- 0 | 0- 1 | AWAY | 3- 2 | 0- 0 | 4- 1 | | | | |
| 0- 0 | 0- 0 | 0- 0 | NEUTRAL | 0- 0 | 0- 0 | 0- 0 | | | | |
| 9- 2 | 0- 0 | 0- 1 | NON-CONFERENCE | 2- 0 | 1- 0 | 6- 1 | | | | |
| 6- 0 | 0- 0 | 0- 0 | HOME | 0- 0 | 1- 0 | 5- 0 | | | | |
| 3- 2 | 0- 0 | 0- 1 | AWAY | 2- 0 | 0- 0 | 1- 1 | | | | |
| 0- 0 | 0- 0 | 0- 0 | NEUTRAL | 0- 0 | 0- 0 | 0- 0 | | | | |
| 7- 3 | 0- 0 | 0- 0 | CONFERENCE | 2- 2 | 0- 1 | 5- 0 | | | | |
| 3- 1 | 0- 0 | 0- 0 | HOME | 1- 0 | 0- 1 | 2- 0 | | | | |
| 4- 2 | 0- 0 | 0- 0 | AWAY | 1- 2 | 0- 0 | 3- 0 | | | | |
| 0- 0 | 0- 0 | 0- 0 | NEUTRAL | 0- 0 | 0- 0 | 0- 0 | | | | |

| RPI 1-25 | | | | RPI 26-50 | | | | RPI 51-100 | | | | Team's RPI: 62 | | | | RPI 101+ | | | |
|---------------------------|---|----------|-------|-----------|---|---------------|-------|------------|---|---------------|-------|----------------|---|---------------|-------|----------|---|---------------|-------|
| RPI | S | Opponent | Score | RPI | S | Opponent | Score | RPI | S | Opponent | Score | RPI | S | Opponent | Score | RPI | S | Opponent | Score |
| | | | | 32 | A | Michigan | 46 69 | | | | | 67 | A | IUPUI | 71 65 | 112 | H | Kent St. | 65 68 |
| | | | | | | | | | | | | 72 | H | Buffalo | 83 55 | 120 | H | Duquesne | 64 46 |
| | | | | | | | | | | | | 83 | A | Central Mich. | 59 64 | 167 | H | Western Mich. | 80 67 |
| | | | | | | | | | | | | 86 | A | Northern Ill. | 80 88 | 177 | H | Illinois | 80 68 |
| | | | | | | | | | | | | 88 | A | Middle Tenn. | 73 52 | 188 | A | Akron | 85 69 |
| | | | | | | | | | | | | 92 | A | Toledo | 64 55 | 196 | H | Binghamton | 63 55 |
| | | | | | | | | | | | | | | | | 216 | A | Miami (OH) | 79 62 |
| | | | | | | | | | | | | | | | | 252 | H | Murray St. | 79 70 |
| | | | | | | | | | | | | | | | | 255 | A | Bowling Green | 69 58 |
| | | | | | | | | | | | | | | | | 261 | H | Eastern Mich. | 68 51 |
| | | | | | | | | | | | | | | | | 270 | H | UT Martin | 72 55 |
| | | | | | | | | | | | | | | | | 272 | H | Northern Ky. | 58 41 |
| | | | | | | | | | | | | | | | | 274 | A | N.C. A&T | 57 63 |
| | | | | | | | | | | | | | | | | 311 | A | High Point | 76 48 |
| LAST 12 Division I GAMES: | | | | | | | | | | | | | | | | | | | |
| | | | | 83 | A | Central Mich. | 59 64 | 188 | A | Akron | 85 69 | | | | | | | | |
| | | | | 216 | A | Miami (OH) | 79 62 | 86 | A | Northern Ill. | 80 88 | | | | | | | | |
| | | | | 167 | H | Western Mich. | 80 67 | 72 | H | Buffalo | 83 55 | | | | | | | | |
| | | | | 261 | H | Eastern Mich. | 68 51 | 255 | A | Bowling Green | 69 58 | | | | | | | | |
| | | | | 92 | A | Toledo | 64 55 | 274 | A | N.C. A&T | 57 63 | | | | | | | | |
| | | | | 112 | H | Kent St. | 65 68 | 177 | H | Illinois | 80 68 | | | | | | | | |

Non-Div I Games:

Ohio

| | | | | | | | | | | |
|-------------------|----------|-----------|----------------|------------|-------------|---------------|------|------|-------|-----------|
| Average RPI Win: | 144 | WON-LOST | WINNING | LAST 10 | STRENGTH OF | OPP. STRENGTH | TEAM | ADJ. | CONF. | ADJ CONF. |
| Average RPI Loss: | 18 | RECORD | PCT. RANK | GAMES | SCHEDULE | OF SCHEDULE | RPI | RPI | RPI | RPI |
| DIV. I ONLY | 20- 5 | 24 | 9- 1 | 52 | 32 | 29 | 29 | 6 | 6 | |
| DIV. I NON-CONF. | 10- 4 | 80 | 1- 0 | 49 | 44 | 69 | 69 | 6 | 6 | |
| TOTALS | RPI 1-25 | RPI 26-50 | W-L RECORDS | RPI 51-100 | RPI 101-150 | RPI 150+ | | | | |
| 20- 5 | 0- 4 | 3- 0 | OVERALL | 6- 1 | 1- 0 | 10- 0 | | | | |
| 14- 2 | 0- 2 | 1- 0 | HOME | 2- 0 | 1- 0 | 10- 0 | | | | |
| 4- 2 | 0- 1 | 1- 0 | AWAY | 3- 1 | 0- 0 | 0- 0 | | | | |
| 2- 1 | 0- 1 | 1- 0 | NEUTRAL | 1- 0 | 0- 0 | 0- 0 | | | | |
| 10- 4 | 0- 4 | 1- 0 | NON-CONFERENCE | 1- 0 | 1- 0 | 7- 0 | | | | |
| 8- 2 | 0- 2 | 0- 0 | HOME | 0- 0 | 1- 0 | 7- 0 | | | | |
| 0- 1 | 0- 1 | 0- 0 | AWAY | 0- 0 | 0- 0 | 0- 0 | | | | |
| 2- 1 | 0- 1 | 1- 0 | NEUTRAL | 1- 0 | 0- 0 | 0- 0 | | | | |
| 10- 1 | 0- 0 | 2- 0 | CONFERENCE | 5- 1 | 0- 0 | 3- 0 | | | | |
| 6- 0 | 0- 0 | 1- 0 | HOME | 2- 0 | 0- 0 | 3- 0 | | | | |
| 4- 1 | 0- 0 | 1- 0 | AWAY | 3- 1 | 0- 0 | 0- 0 | | | | |
| 0- 0 | 0- 0 | 0- 0 | NEUTRAL | 0- 0 | 0- 0 | 0- 0 | | | | |

| RPI 1-25 | | | | RPI 26-50 | | | | Team's RPI: 29 | | | | RPI 51-100 | | | | RPI 101+ | | | |
|---------------------------|---|----------------|-------|-----------|---|--------------|-------|----------------|---|--------------|-------|------------|---|---------------|--------|----------|---|----------|-------|
| RPI | S | Opponent | Score | RPI | S | Opponent | Score | RPI | S | Opponent | Score | RPI | S | Opponent | Score | RPI | S | Opponent | Score |
| 1 | A | UConn | 63 82 | 32 | H | Michigan | 96 87 | 52 | A | Indiana | 92 82 | 120 | H | Duquesne | 89 69 | | | | |
| 3 | H | South Carolina | 80 92 | 36 | N | Syracuse | 77 72 | 57 | A | Minnesota | 88 76 | 156 | H | Cincinnati | 80 38 | | | | |
| 5 | N | Baylor | 68 85 | 43 | A | Northwestern | 94 87 | 57 | H | Minnesota | 87 62 | 164 | H | Nebraska | 95 75 | | | | |
| 24 | H | Miami (FL) | 89 94 | | | | | 59 | A | Michigan St. | 75 94 | 177 | H | Illinois | 88 64 | | | | |
| | | | | | | | | 89 | N | FGCU | 79 66 | 192 | H | Cleveland St. | 96 78 | | | | |
| | | | | | | | | 93 | A | Purdue | 61 56 | 197 | H | Alabama St. | 118 61 | | | | |
| | | | | | | | | 95 | H | Penn St. | 87 72 | 203 | H | Wisconsin | 70 61 | | | | |
| | | | | | | | | | | | | 222 | H | Southern U. | 108 73 | | | | |
| | | | | | | | | | | | | 243 | H | Canisius | 89 56 | | | | |
| | | | | | | | | | | | | 326 | H | Winthrop | 88 48 | | | | |
| | | | | | | | | | | | | 332 | H | LIU Brooklyn | 113 54 | | | | |
| LAST 12 Division I GAMES: | | | | | | | | | | | | | | | | | | | |
| | | | | 95 | H | Penn St. | 87 72 | 59 | A | Michigan St. | 75 94 | | | | | | | | |
| | | | | 164 | H | Nebraska | 95 75 | 32 | H | Michigan | 96 87 | | | | | | | | |
| | | | | 57 | A | Minnesota | 88 76 | 43 | A | Northwestern | 94 87 | | | | | | | | |
| | | | | 177 | H | Illinois | 88 64 | 52 | A | Indiana | 92 82 | | | | | | | | |
| | | | | 203 | H | Wisconsin | 70 61 | 57 | H | Minnesota | 87 62 | | | | | | | | |
| | | | | 93 | A | Purdue | 61 56 | 326 | H | Winthrop | 88 48 | | | | | | | | |

Non-Div I Games:

Ohio St.

■ Loss,
■ Non-Conf, S Site,
■ Home
■ Away
N Neutral

| | | | | | | | | | | |
|-------------------|----------|-----------|----------------|------------|-------------|---------------|------|------|-------|-----------|
| Average RPI Win: | 117 | WON-LOST | WINNING | LAST 10 | STRENGTH OF | OPP. STRENGTH | TEAM | ADJ. | CONF. | ADJ CONF. |
| Average RPI Loss: | 47 | RECORD | PCT. RANK | GAMES | SCHEDULE | OF SCHEDULE | RPI | RPI | RPI | RPI |
| DIV. I ONLY | 17- 6 | 46 | 7- 3 | 29 | 24 | 22 | 22 | 4 | 4 | |
| DIV. I NON-CONF. | 9- 3 | 63 | 1- 0 | 36 | 141 | 44 | 44 | 3 | 3 | |
| TOTALS | RPI 1-25 | RPI 26-50 | W-L RECORDS | RPI 51-100 | RPI 101-150 | RPI 150+ | | | | |
| 17- 6 | 1- 3 | 2- 1 | OVERALL | 6- 1 | 4- 1 | 4- 0 | | | | |
| 12- 1 | 1- 0 | 2- 0 | HOME | 4- 0 | 3- 1 | 2- 0 | | | | |
| 3- 4 | 0- 3 | 0- 1 | AWAY | 2- 0 | 1- 0 | 0- 0 | | | | |
| 2- 1 | 0- 0 | 0- 0 | NEUTRAL | 0- 1 | 0- 0 | 2- 0 | | | | |
| 9- 3 | 0- 1 | 1- 0 | NON-CONFERENCE | 3- 1 | 1- 1 | 4- 0 | | | | |
| 6- 1 | 0- 0 | 1- 0 | HOME | 2- 0 | 1- 1 | 2- 0 | | | | |
| 1- 1 | 0- 1 | 0- 0 | AWAY | 1- 0 | 0- 0 | 0- 0 | | | | |
| 2- 1 | 0- 0 | 0- 0 | NEUTRAL | 0- 1 | 0- 0 | 2- 0 | | | | |
| 8- 3 | 1- 2 | 1- 1 | CONFERENCE | 3- 0 | 3- 0 | 0- 0 | | | | |
| 6- 0 | 1- 0 | 1- 0 | HOME | 2- 0 | 2- 0 | 0- 0 | | | | |
| 2- 3 | 0- 2 | 0- 1 | AWAY | 1- 0 | 1- 0 | 0- 0 | | | | |
| 0- 0 | 0- 0 | 0- 0 | NEUTRAL | 0- 0 | 0- 0 | 0- 0 | | | | |

| RPI 1-25 | | | | RPI 26-50 | | | | RPI 51-100 | | | | RPI 101+ | | | |
|---------------------------|---|--------------|-------|-----------|---|------------------|-------|------------|---|--------------|-------|----------|---|---------------|-------|
| RPI | S | Opponent | Score | RPI | S | Opponent | Score | RPI | S | Opponent | Score | RPI | S | Opponent | Score |
| 5 | A | Baylor | 58 92 | 38 | H | South Dakota St. | 74 60 | 55 | H | Little Rock | 68 58 | 136 | A | Kansas | 84 54 |
| 12 | A | Texas | 68 86 | 47 | H | Oklahoma St. | 68 62 | 56 | N | California | 74 82 | 136 | H | Kansas | 89 52 |
| 15 | A | Kentucky | 68 82 | 50 | A | West Virginia | 73 83 | 61 | H | Texas Tech | 66 45 | 137 | H | Tulsa | 85 68 |
| 16 | H | Kansas St. | 85 80 | | | | | 76 | H | Colorado St. | 70 55 | 140 | H | TCU | 87 72 |
| | | | | | | | | 94 | A | Iowa St. | 67 57 | 145 | H | Oral Roberts | 67 74 |
| | | | | | | | | 94 | H | Iowa St. | 78 63 | 172 | N | Xavier | 81 69 |
| | | | | | | | | 100 | A | BYU | 68 61 | 198 | H | Southern Ill. | 80 48 |
| | | | | | | | | | | | | 231 | N | Portland St. | 74 60 |
| | | | | | | | | | | | | 259 | H | UTRGV | 92 59 |
| LAST 12 Division I GAMES: | | | | | | | | | | | | | | | |
| 136 | H | Kansas | 89 52 | 94 | A | Iowa St. | 67 57 | | | | | | | | |
| 5 | A | Baylor | 58 92 | 50 | A | West Virginia | 73 83 | | | | | | | | |
| 94 | H | Iowa St. | 78 63 | 16 | H | Kansas St. | 85 80 | | | | | | | | |
| 47 | H | Oklahoma St. | 68 62 | 140 | H | TCU | 87 72 | | | | | | | | |
| 12 | A | Texas | 68 86 | 136 | A | Kansas | 84 54 | | | | | | | | |
| 61 | H | Texas Tech | 66 45 | 231 | N | Portland St. | 74 60 | | | | | | | | |

Non-Div I Games:

Oklahoma

■ Loss,
 ■ Non-Conf, S Site,
 ■ Home
 ■ Away
 N Neutral

| Average RPI Win: | 154 | WON-LOST | WINNING | LAST 10 | STRENGTH OF | OPP. STRENGTH | TEAM | ADJ. | CONF. | ADJ CONF. |
|-------------------|----------|-----------|----------------|------------|-------------|---------------|------|------|-------|-----------|
| Average RPI Loss: | 19 | RECORD | PCT. RANK | GAMES | SCHEDULE | OF SCHEDULE | RPI | RPI | RPI | RPI |
| DIV. I ONLY | 13- 8 | 114 | 3- 7 | 34 | 13 | 47 | 47 | 4 | 4 | |
| DIV. I NON-CONF. | 10- 1 | 16 | 1- 1 | 92 | 112 | 21 | 21 | 3 | 3 | |
| TOTALS | RPI 1-25 | RPI 26-50 | W-L RECORDS | RPI 51-100 | RPI 101-150 | RPI 150+ | | | | |
| 13- 8 | 0- 7 | 0- 0 | OVERALL | 4- 1 | 4- 0 | 5- 0 | | | | |
| 9- 3 | 0- 3 | 0- 0 | HOME | 2- 0 | 2- 0 | 5- 0 | | | | |
| 2- 4 | 0- 3 | 0- 0 | AWAY | 1- 1 | 1- 0 | 0- 0 | | | | |
| 2- 1 | 0- 1 | 0- 0 | NEUTRAL | 1- 0 | 1- 0 | 0- 0 | | | | |
| 10- 1 | 0- 1 | 0- 0 | NON-CONFERENCE | 3- 0 | 2- 0 | 5- 0 | | | | |
| 7- 0 | 0- 0 | 0- 0 | HOME | 1- 0 | 1- 0 | 5- 0 | | | | |
| 1- 0 | 0- 0 | 0- 0 | AWAY | 1- 0 | 0- 0 | 0- 0 | | | | |
| 2- 1 | 0- 1 | 0- 0 | NEUTRAL | 1- 0 | 1- 0 | 0- 0 | | | | |
| 3- 7 | 0- 6 | 0- 0 | CONFERENCE | 1- 1 | 2- 0 | 0- 0 | | | | |
| 2- 3 | 0- 3 | 0- 0 | HOME | 1- 0 | 1- 0 | 0- 0 | | | | |
| 1- 4 | 0- 3 | 0- 0 | AWAY | 0- 1 | 1- 0 | 0- 0 | | | | |
| 0- 0 | 0- 0 | 0- 0 | NEUTRAL | 0- 0 | 0- 0 | 0- 0 | | | | |

| RPI S | Opponent | Score | RPI S | Opponent | Score | Team's RPI: 47 | RPI S | Opponent | Score | RPI S | Opponent | Score |
|---------------------------|--------------|-------|-------|------------------|-------|----------------|-------|------------------|-------|-------|--------------------|-------|
| 5 | H Baylor | 50 86 | | | | | 58 | H UNI | 81 57 | 116 | H Georgia | 71 51 |
| 7 | N Oregon St. | 54 73 | | | | | 60 | A Washington St. | 79 72 | 136 | H Kansas | 74 70 |
| 12 | A Texas | 35 66 | | | | | 61 | A Texas Tech | 65 70 | 140 | A TCU | 82 67 |
| 12 | H Texas | 71 85 | | | | | 82 | N Long Beach St. | 63 57 | 142 | N Santa Clara | 67 53 |
| 16 | A Kansas St. | 69 74 | | | | | 94 | H Iowa St. | 71 59 | 153 | H Rice | 65 51 |
| 16 | H Kansas St. | 43 63 | | | | | | | | 204 | H Loyola Marymount | 66 58 |
| 22 | A Oklahoma | 62 68 | | | | | | | | 238 | H Tennessee St. | 86 48 |
| | | | | | | | | | | 259 | H UTRGV | 86 53 |
| | | | | | | | | | | 324 | H Arkansas St. | 76 34 |
| LAST 12 Division I GAMES: | | | | | | | | | | | | |
| 12 | H Texas | 71 85 | 5 | H Baylor | 50 86 | | | | | | | |
| 16 | A Kansas St. | 69 74 | 140 | A TCU | 82 67 | | | | | | | |
| 136 | H Kansas | 74 70 | 61 | A Texas Tech | 65 70 | | | | | | | |
| 22 | A Oklahoma | 62 68 | 94 | H Iowa St. | 71 59 | | | | | | | |
| 16 | H Kansas St. | 43 63 | 7 | N Oregon St. | 54 73 | | | | | | | |
| 12 | A Texas | 35 66 | 82 | N Long Beach St. | 63 57 | | | | | | | |

Non-Div I Games:

Oklahoma St.

| | | | | | | | | | | |
|-------------------|----------|-----------|----------------|------------|-------------|---------------|------|------|-------|-----------|
| Average RPI Win: | 200 | WON-LOST | WINNING | LAST 10 | STRENGTH OF | OPP. STRENGTH | TEAM | ADJ. | CONF. | ADJ CONF. |
| Average RPI Loss: | 97 | RECORD | PCT. RANK | GAMES | SCHEDULE | OF SCHEDULE | RPI | RPI | RPI | RPI |
| DIV. I ONLY | 10- 10 | 166 | 5- 5 | 60 | 176 | 131 | 131 | 15 | 15 | |
| DIV. I NON-CONF. | 5- 6 | 186 | 0- 3 | 50 | 172 | 158 | 158 | 16 | 16 | |
| TOTALS | RPI 1-25 | RPI 26-50 | W-L RECORDS | RPI 51-100 | RPI 101-150 | RPI 150+ | | | | |
| 10- 10 | 0- 2 | 0- 1 | OVERALL | 0- 3 | 2- 2 | 8- 2 | | | | |
| 8- 3 | 0- 0 | 0- 0 | HOME | 0- 2 | 2- 1 | 6- 0 | | | | |
| 2- 5 | 0- 2 | 0- 0 | AWAY | 0- 0 | 0- 1 | 2- 2 | | | | |
| 0- 2 | 0- 0 | 0- 1 | NEUTRAL | 0- 1 | 0- 0 | 0- 0 | | | | |
| 5- 6 | 0- 2 | 0- 1 | NON-CONFERENCE | 0- 1 | 2- 1 | 3- 1 | | | | |
| 5- 1 | 0- 0 | 0- 0 | HOME | 0- 0 | 2- 1 | 3- 0 | | | | |
| 0- 3 | 0- 2 | 0- 0 | AWAY | 0- 0 | 0- 0 | 0- 1 | | | | |
| 0- 2 | 0- 0 | 0- 1 | NEUTRAL | 0- 1 | 0- 0 | 0- 0 | | | | |
| 5- 4 | 0- 0 | 0- 0 | CONFERENCE | 0- 2 | 0- 1 | 5- 1 | | | | |
| 3- 2 | 0- 0 | 0- 0 | HOME | 0- 2 | 0- 0 | 3- 0 | | | | |
| 2- 2 | 0- 0 | 0- 0 | AWAY | 0- 0 | 0- 1 | 2- 1 | | | | |
| 0- 0 | 0- 0 | 0- 0 | NEUTRAL | 0- 0 | 0- 0 | 0- 0 | | | | |

| RPI 1-25 | | | | RPI 26-50 | | | | RPI 51-100 | | | | RPI 101+ Team's RPI: 131 | | | |
|---------------------------|---|----------------|-------|-----------|---|-------------|-------|------------|---|-------------|-------|--------------------------|---|----------------|-------|
| RPI | S | Opponent | Score | RPI | S | Opponent | Score | RPI | S | Opponent | Score | RPI | S | Opponent | Score |
| 11 | A | Duke | 64 92 | 36 | N | Syracuse | 66 92 | 74 | N | Dayton | 69 77 | 123 | H | VCU | 70 60 |
| 24 | A | Miami (FL) | 56 66 | | | | | 78 | H | Charlotte | 75 86 | 127 | H | William & Mary | 58 69 |
| | | | | | | | | 91 | H | Western Ky. | 62 67 | 130 | A | Southern Miss. | 69 84 |
| | | | | | | | | | | | | 139 | H | Hampton | 61 58 |
| | | | | | | | | | | | | 153 | A | Rice | 59 47 |
| | | | | | | | | | | | | 153 | H | Rice | 81 66 |
| | | | | | | | | | | | | 168 | A | Louisiana Tech | 69 64 |
| | | | | | | | | | | | | 178 | A | ETSU | 60 70 |
| | | | | | | | | | | | | 206 | H | Dartmouth | 82 56 |
| | | | | | | | | | | | | 220 | A | North Texas | 55 65 |
| | | | | | | | | | | | | 220 | H | North Texas | 62 47 |
| | | | | | | | | | | | | 223 | H | Marshall | 73 69 |
| | | | | | | | | | | | | 269 | H | Norfolk St. | 65 54 |
| | | | | | | | | | | | | 341 | H | N.C. Central | 83 52 |
| LAST 12 Division I GAMES: | | | | | | | | | | | | | | | |
| 220 | H | North Texas | 62 47 | 223 | H | Marshall | 73 69 | | | | | | | | |
| 153 | H | Rice | 81 66 | 220 | A | North Texas | 55 65 | | | | | | | | |
| 78 | H | Charlotte | 75 86 | 153 | A | Rice | 59 47 | | | | | | | | |
| 168 | A | Louisiana Tech | 69 64 | 178 | A | ETSU | 60 70 | | | | | | | | |
| 130 | A | Southern Miss. | 69 84 | 74 | N | Dayton | 69 77 | | | | | | | | |
| 91 | H | Western Ky. | 62 67 | 36 | N | Syracuse | 66 92 | | | | | | | | |

Non-Div I Games:

Old Dominion

■ Loss,
 ■ Non-Conf,
 ■ S Site,
 ■ H Home
 ■ A Away
 N Neutral

| | | | | | | | | | | |
|-------------------|----------|-----------|----------------|------------|-------------|---------------|------|------|-------|-----------|
| Average RPI Win: | 216 | WON-LOST | WINNING | LAST 10 | STRENGTH OF | OPP. STRENGTH | TEAM | ADJ. | CONF. | ADJ CONF. |
| Average RPI Loss: | 51 | RECORD | PCT. RANK | GAMES | SCHEDULE | OF SCHEDULE | RPI | RPI | RPI | RPI |
| DIV. I ONLY | 14- 8 | 104 | 4- 6 | 126 | 78 | 103 | 103 | 2 | 2 | |
| DIV. I NON-CONF. | 11- 2 | 24 | 3- 0 | 322 | 260 | 125 | 125 | 2 | 2 | |
| TOTALS | RPI 1-25 | RPI 26-50 | W-L RECORDS | RPI 51-100 | RPI 101-150 | RPI 150+ | | | | |
| 14- 8 | 1- 4 | 1- 1 | OVERALL | 0- 1 | 3- 2 | 9- 0 | | | | |
| 13- 1 | 1- 0 | 1- 0 | HOME | 0- 0 | 3- 1 | 8- 0 | | | | |
| 0- 7 | 0- 4 | 0- 1 | AWAY | 0- 1 | 0- 1 | 0- 0 | | | | |
| 1- 0 | 0- 0 | 0- 0 | NEUTRAL | 0- 0 | 0- 0 | 1- 0 | | | | |
| 11- 2 | 0- 0 | 1- 1 | NON-CONFERENCE | 0- 1 | 1- 0 | 9- 0 | | | | |
| 10- 0 | 0- 0 | 1- 0 | HOME | 0- 0 | 1- 0 | 8- 0 | | | | |
| 0- 2 | 0- 0 | 0- 1 | AWAY | 0- 1 | 0- 0 | 0- 0 | | | | |
| 1- 0 | 0- 0 | 0- 0 | NEUTRAL | 0- 0 | 0- 0 | 1- 0 | | | | |
| 3- 6 | 1- 4 | 0- 0 | CONFERENCE | 0- 0 | 2- 2 | 0- 0 | | | | |
| 3- 1 | 1- 0 | 0- 0 | HOME | 0- 0 | 2- 1 | 0- 0 | | | | |
| 0- 5 | 0- 4 | 0- 0 | AWAY | 0- 0 | 0- 1 | 0- 0 | | | | |
| 0- 0 | 0- 0 | 0- 0 | NEUTRAL | 0- 0 | 0- 0 | 0- 0 | | | | |

| RPI 1-25 | | | | RPI 26-50 | | | | RPI 51-100 | | | | RPI 101+ Team's RPI: 103 | | | |
|---------------------------|---|-----------------|-------|-----------|---|------------------|-------|------------|---|----------|-------|--------------------------|---|------------------|-------|
| RPI | S | Opponent | Score | RPI | S | Opponent | Score | RPI | S | Opponent | Score | RPI | S | Opponent | Score |
| 3 | A | South Carolina | 46 65 | 37 | H | Oregon | 83 67 | 79 | A | UNLV | 57 64 | 109 | H | Arkansas | 73 64 |
| 4 | A | Mississippi St. | 62 73 | 50 | A | West Virginia | 61 66 | | | | | 116 | H | Georgia | 69 62 |
| 14 | H | Tennessee | 67 62 | | | | | | | | | 117 | A | Alabama | 80 90 |
| 15 | A | Kentucky | 57 89 | | | | | | | | | 117 | H | Alabama | 57 65 |
| 21 | A | Auburn | 60 83 | | | | | | | | | 123 | H | VCU | 77 57 |
| | | | | | | | | | | | | 203 | N | Wisconsin | 69 44 |
| | | | | | | | | | | | | 258 | H | Austin Peay | 66 38 |
| | | | | | | | | | | | | 268 | H | Jacksonville St. | 68 50 |
| | | | | | | | | | | | | 281 | H | Mississippi Val. | 67 30 |
| | | | | | | | | | | | | 285 | H | Lipscomb | 76 49 |
| | | | | | | | | | | | | 311 | H | High Point | 73 62 |
| | | | | | | | | | | | | 329 | H | La.-Monroe | 97 40 |
| | | | | | | | | | | | | 338 | H | Southeastern La. | 81 31 |
| | | | | | | | | | | | | 347 | H | Jackson St. | 89 41 |
| LAST 12 Division I GAMES: | | | | | | | | | | | | | | | |
| 116 | H | Georgia | 69 62 | 21 | A | Auburn | 60 83 | | | | | | | | |
| 15 | A | Kentucky | 57 89 | 117 | A | Alabama | 80 90 | | | | | | | | |
| 117 | H | Alabama | 57 65 | 109 | H | Arkansas | 73 64 | | | | | | | | |
| 3 | A | South Carolina | 46 65 | 281 | H | Mississippi Val. | 67 30 | | | | | | | | |
| 4 | A | Mississippi St. | 62 73 | 258 | H | Austin Peay | 66 38 | | | | | | | | |
| 14 | H | Tennessee | 67 62 | 123 | H | VCU | 77 57 | | | | | | | | |

Non-Div I Games:

Ole Miss

■ Loss,
 ■ Non-Conf, S Site,
 ■ Home
 ■ Away
 N Neutral

| | | | | | | | | | | |
|-------------------|----------|-----------|----------------|------------|-------------|---------------|------|------|-------|-----------|
| Average RPI Win: | 219 | WON-LOST | WINNING | LAST 10 | STRENGTH OF | OPP. STRENGTH | TEAM | ADJ. | CONF. | ADJ CONF. |
| Average RPI Loss: | 109 | RECORD | PCT. RANK | GAMES | SCHEDULE | OF SCHEDULE | RPI | RPI | RPI | RPI |
| DIV. I ONLY | 9- 11 | 205 | 2- 1 | 148 | 129 | 163 | 163 | 11 | 11 | |
| DIV. I NON-CONF. | 5- 6 | 186 | 1- 1 | 201 | 149 | 165 | 165 | 9 | 9 | |
| TOTALS | RPI 1-25 | RPI 26-50 | W-L RECORDS | RPI 51-100 | RPI 101-150 | RPI 150+ | | | | |
| 9- 11 | 0- 1 | 1- 2 | OVERALL | 1- 3 | 0- 3 | 7- 2 | | | | |
| 4- 4 | 0- 1 | 1- 0 | HOME | 1- 2 | 0- 1 | 2- 0 | | | | |
| 4- 7 | 0- 0 | 0- 2 | AWAY | 0- 1 | 0- 2 | 4- 2 | | | | |
| 1- 0 | 0- 0 | 0- 0 | NEUTRAL | 0- 0 | 0- 0 | 1- 0 | | | | |
| 5- 6 | 0- 1 | 0- 1 | NON-CONFERENCE | 0- 1 | 0- 2 | 5- 1 | | | | |
| 2- 1 | 0- 1 | 0- 0 | HOME | 0- 0 | 0- 0 | 2- 0 | | | | |
| 2- 5 | 0- 0 | 0- 1 | AWAY | 0- 1 | 0- 2 | 2- 1 | | | | |
| 1- 0 | 0- 0 | 0- 0 | NEUTRAL | 0- 0 | 0- 0 | 1- 0 | | | | |
| 4- 5 | 0- 0 | 1- 1 | CONFERENCE | 1- 2 | 0- 1 | 2- 1 | | | | |
| 2- 3 | 0- 0 | 1- 0 | HOME | 1- 2 | 0- 1 | 0- 0 | | | | |
| 2- 2 | 0- 0 | 0- 1 | AWAY | 0- 0 | 0- 0 | 2- 1 | | | | |
| 0- 0 | 0- 0 | 0- 0 | NEUTRAL | 0- 0 | 0- 0 | 0- 0 | | | | |

| RPI 1-25 | | | | RPI 26-50 | | | | RPI 51-100 | | | | RPI 101+ Team's RPI: 163 | | | |
|---------------------------|---|-------------------|-------|-----------|---|------------------|-------|------------|---|--------------|-------|--------------------------|---|-------------------|-------|
| RPI | S | Opponent | Score | RPI | S | Opponent | Score | RPI | S | Opponent | Score | RPI | S | Opponent | Score |
| 16 | H | Kansas St. | 57 70 | 28 | A | Creighton | 45 82 | 66 | H | South Dakota | 52 60 | 115 | A | Abilene Christian | 66 73 |
| | | | | 38 | A | South Dakota St. | 64 76 | 67 | H | IUPUI | 64 44 | 135 | A | UCF | 41 81 |
| | | | | 38 | H | South Dakota St. | 83 82 | 76 | A | Colorado St. | 42 69 | 145 | H | Oral Roberts | 65 67 |
| | | | | | | | | 96 | H | Western Ill. | 74 78 | 164 | A | Nebraska | 58 66 |
| | | | | | | | | | | | | 187 | H | Indiana St. | 72 45 |
| | | | | | | | | | | | | 220 | N | North Texas | 85 57 |
| | | | | | | | | | | | | 227 | H | Wofford | 89 64 |
| | | | | | | | | | | | | 283 | A | North Dakota St. | 80 60 |
| | | | | | | | | | | | | 296 | A | Denver | 82 73 |
| | | | | | | | | | | | | 305 | A | UMKC | 80 57 |
| | | | | | | | | | | | | 318 | A | Fort Wayne | 62 65 |
| | | | | | | | | | | | | 345 | A | Florida A&M | 70 50 |
| LAST 12 Division I GAMES: | | | | | | | | | | | | | | | |
| 220 | N | North Texas | 85 57 | 66 | H | South Dakota | 52 60 | 96 | H | Western Ill. | 74 78 | 38 | A | South Dakota St. | 64 76 |
| 115 | A | Abilene Christian | 66 73 | 67 | H | IUPUI | 64 44 | 145 | H | Oral Roberts | 65 67 | 135 | A | UCF | 41 81 |
| 38 | H | South Dakota St. | 83 82 | | | | | | | | | | | | |
| 318 | A | Fort Wayne | 62 65 | | | | | | | | | | | | |
| 296 | A | Denver | 82 73 | | | | | | | | | | | | |
| 283 | A | North Dakota St. | 80 60 | | | | | | | | | | | | |

Non-Div I Games: Lincoln (MO) 98 49 York (NE) 106 37

Omaha

Loss, Non-Conf, S Site, H Home A Away N Neutral

Oral Roberts

Through Games Of Feb. 1, 2017

| Average RPI Win: | 211 | WON-LOST | WINNING | LAST 10 | STRENGTH OF | OPP. STRENGTH | TEAM | ADJ. | CONF. | ADJ CONF. |
|-------------------|----------|-----------|----------------|------------|-------------|---------------|------|------|-------|-----------|
| Average RPI Loss: | 88 | RECORD | PCT. RANK | GAMES | SCHEDULE | OF SCHEDULE | RPI | RPI | RPI | RPI |
| DIV. I ONLY | 10- 11 | 182 | 4- 6 | 161 | 82 | 145 | 145 | 11 | 11 | |
| DIV. I NON-CONF. | 6- 5 | 148 | 1- 1 | 145 | 5 | 78 | 78 | 9 | 9 | |
| TOTALS | RPI 1-25 | RPI 26-50 | W-L RECORDS | RPI 51-100 | RPI 101-150 | RPI 150+ | | | | |
| 10- 11 | 1- 0 | 0- 3 | OVERALL | 0- 6 | 2- 1 | 7- 1 | | | | |
| 4- 4 | 0- 0 | 0- 1 | HOME | 0- 2 | 1- 0 | 3- 1 | | | | |
| 6- 7 | 1- 0 | 0- 2 | AWAY | 0- 4 | 1- 1 | 4- 0 | | | | |
| 0- 0 | 0- 0 | 0- 0 | NEUTRAL | 0- 0 | 0- 0 | 0- 0 | | | | |
| 6- 5 | 1- 0 | 0- 2 | NON-CONFERENCE | 0- 2 | 2- 1 | 3- 0 | | | | |
| 3- 0 | 0- 0 | 0- 0 | HOME | 0- 0 | 1- 0 | 2- 0 | | | | |
| 3- 5 | 1- 0 | 0- 2 | AWAY | 0- 2 | 1- 1 | 1- 0 | | | | |
| 0- 0 | 0- 0 | 0- 0 | NEUTRAL | 0- 0 | 0- 0 | 0- 0 | | | | |
| 4- 6 | 0- 0 | 0- 1 | CONFERENCE | 0- 4 | 0- 0 | 4- 1 | | | | |
| 1- 4 | 0- 0 | 0- 1 | HOME | 0- 2 | 0- 0 | 1- 1 | | | | |
| 3- 2 | 0- 0 | 0- 0 | AWAY | 0- 2 | 0- 0 | 3- 0 | | | | |
| 0- 0 | 0- 0 | 0- 0 | NEUTRAL | 0- 0 | 0- 0 | 0- 0 | | | | |

| RPI S | Opponent | Score | RPI S | Opponent | Score | RPI S | Opponent | Score | RPI S | Opponent | Score | Team's RPI: 145 |
|---------------------------|--------------------|-------|-------|--------------------|-------|-------|----------------|-------|-------|--------------------|-------|-----------------|
| 22 | A Oklahoma | 74 67 | 26 | A Arizona St. | 52 79 | 54 | A Iowa | 76 96 | 109 | A Arkansas | 70 60 | |
| | | | 38 | H South Dakota St. | 57 78 | 55 | A Little Rock | 50 56 | 136 | A Kansas | 56 64 | |
| | | | 43 | A Northwestern | 55 64 | 66 | H South Dakota | 47 69 | 137 | H Tulsa | 76 68 | |
| | | | | | | 67 | A IUPUI | 41 53 | 160 | H Missouri St. | 78 56 | |
| | | | | | | 96 | A Western Ill. | 72 76 | 163 | A Omaha | 67 65 | |
| | | | | | | 96 | H Western Ill. | 62 76 | 270 | H UT Martin | 82 53 | |
| | | | | | | | | | 283 | A North Dakota St. | 70 50 | |
| | | | | | | | | | 296 | H Denver | 45 47 | |
| | | | | | | | | | 318 | A Fort Wayne | 75 59 | |
| | | | | | | | | | 318 | H Fort Wayne | 82 56 | |
| | | | | | | | | | 334 | A Houston Baptist | 75 65 | |
| LAST 12 Division I GAMES: | | | | | | | | | | | | |
| 96 | H Western Ill. | 62 76 | 66 | H South Dakota | 47 69 | | | | | | | |
| 283 | A North Dakota St. | 70 50 | 96 | A Western Ill. | 72 76 | | | | | | | |
| 296 | H Denver | 45 47 | 318 | H Fort Wayne | 82 56 | | | | | | | |
| 318 | A Fort Wayne | 75 59 | 163 | A Omaha | 67 65 | | | | | | | |
| 67 | A IUPUI | 41 53 | 109 | A Arkansas | 70 60 | | | | | | | |
| 38 | H South Dakota St. | 57 78 | 26 | A Arizona St. | 52 79 | | | | | | | |

Non-Div I Games: Mid-Amer. Christian98 63 Okla. Sci. & Arts 67 35

Oral Roberts

Loss, Non-Conf, S Site, H Home A Away N Neutral

Oregon

Through Games Of Feb. 1, 2017

| Average RPI Win: | 149 | WON-LOST | WINNING | LAST 10 | STRENGTH OF | OPP. STRENGTH | TEAM | ADJ. | CONF. | ADJ CONF. |
|-------------------|----------|-----------|----------------|------------|-------------|---------------|------|------|-------|-----------|
| Average RPI Loss: | 26 | RECORD | PCT. RANK | GAMES | SCHEDULE | OF SCHEDULE | RPI | RPI | RPI | RPI |
| DIV. I ONLY | 14- 8 | 104 | 4- 6 | 19 | 29 | 37 | 37 | 1 | 1 | |
| DIV. I NON-CONF. | 10- 2 | 33 | 2- 0 | 119 | 163 | 42 | 42 | 1 | 1 | |
| TOTALS | RPI 1-25 | RPI 26-50 | W-L RECORDS | RPI 51-100 | RPI 101-150 | RPI 150+ | | | | |
| 14- 8 | 0- 6 | 0- 0 | OVERALL | 5- 1 | 3- 1 | 6- 0 | | | | |
| 8- 3 | 0- 2 | 0- 0 | HOME | 3- 1 | 2- 0 | 3- 0 | | | | |
| 4- 4 | 0- 3 | 0- 0 | AWAY | 2- 0 | 1- 1 | 1- 0 | | | | |
| 2- 1 | 0- 1 | 0- 0 | NEUTRAL | 0- 0 | 0- 0 | 2- 0 | | | | |
| 10- 2 | 0- 1 | 0- 0 | NON-CONFERENCE | 1- 0 | 3- 1 | 6- 0 | | | | |
| 6- 0 | 0- 0 | 0- 0 | HOME | 1- 0 | 2- 0 | 3- 0 | | | | |
| 2- 1 | 0- 0 | 0- 0 | AWAY | 0- 0 | 1- 1 | 1- 0 | | | | |
| 2- 1 | 0- 1 | 0- 0 | NEUTRAL | 0- 0 | 0- 0 | 2- 0 | | | | |
| 4- 6 | 0- 5 | 0- 0 | CONFERENCE | 4- 1 | 0- 0 | 0- 0 | | | | |
| 2- 3 | 0- 2 | 0- 0 | HOME | 2- 1 | 0- 0 | 0- 0 | | | | |
| 2- 3 | 0- 3 | 0- 0 | AWAY | 2- 0 | 0- 0 | 0- 0 | | | | |
| 0- 0 | 0- 0 | 0- 0 | NEUTRAL | 0- 0 | 0- 0 | 0- 0 | | | | |

| RPI S | Opponent | Score | RPI S | Opponent | Score | Team's RPI: 37 | RPI S | Opponent | Score | RPI S | Opponent | Score |
|---------------------------|-----------------------|-------|-------|------------------|-------|----------------|-------|-----------------------|-------|-------|--------------------|-------|
| 4 | N Mississippi St. | 63 75 | | | | | 51 | H Utah | 84 66 | 103 | A Ole Miss | 67 83 |
| 7 | A Oregon St. | 60 67 | | | | | 56 | A California | 69 66 | 124 | A Clemson | 87 59 |
| 7 | H Oregon St. | 40 43 | | | | | 59 | H Michigan St. | 88 55 | 146 | H Lamar University | 84 67 |
| 8 | A Stanford | 60 81 | | | | | 60 | H Washington St. | 59 75 | 148 | H UTSA | 77 63 |
| 9 | A UCLA | 63 79 | | | | | 71 | A Southern California | 59 53 | 151 | H Idaho | 73 70 |
| 10 | H Washington | 77 99 | | | | | 80 | H Colorado | 71 66 | 191 | N San Jose St. | 91 62 |
| | | | | | | | | | | 217 | A Hawaii | 86 49 |
| | | | | | | | | | | 231 | N Portland St. | 90 46 |
| | | | | | | | | | | 264 | H Portland | 81 41 |
| | | | | | | | | | | 300 | H CSU Bakersfield | 77 62 |
| LAST 12 Division I GAMES: | | | | | | | | | | | | |
| 7 | A Oregon St. | 60 67 | 56 | A California | 69 66 | | | | | | | |
| 7 | H Oregon St. | 40 43 | 8 | A Stanford | 60 81 | | | | | | | |
| 51 | H Utah | 84 66 | 60 | H Washington St. | 59 75 | | | | | | | |
| 80 | H Colorado | 71 66 | 10 | H Washington | 77 99 | | | | | | | |
| 9 | A UCLA | 63 79 | 151 | H Idaho | 73 70 | | | | | | | |
| 71 | A Southern California | 59 53 | 231 | N Portland St. | 90 46 | | | | | | | |

Non-Div I Games:

Oregon

■ Loss,
 ■ Non-Conf, S Site,
 ■ Home
 ■ Away
 N Neutral

| | | | | | | | | | | |
|-------------------|----------|-----------|----------------|------------|-------------|---------------|------|------|-------|-----------|
| Average RPI Win: | 106 | WON-LOST | WINNING | LAST 10 | STRENGTH OF | OPP. STRENGTH | TEAM | ADJ. | CONF. | ADJ CONF. |
| Average RPI Loss: | 25 | RECORD | PCT. RANK | GAMES | SCHEDULE | OF SCHEDULE | RPI | RPI | RPI | RPI |
| DIV. I ONLY | 20- 2 | 6 | 9- 1 | 21 | 27 | 7 | 7 | 1 | 1 | |
| DIV. I NON-CONF. | 11- 1 | 13 | 2- 0 | 88 | 160 | 27 | 27 | 1 | 1 | |
| TOTALS | RPI 1-25 | RPI 26-50 | W-L RECORDS | RPI 51-100 | RPI 101-150 | RPI 150+ | | | | |
| 20- 2 | 2- 1 | 4- 1 | OVERALL | 7- 0 | 2- 0 | 5- 0 | | | | |
| 11- 1 | 1- 0 | 1- 1 | HOME | 3- 0 | 2- 0 | 4- 0 | | | | |
| 4- 1 | 1- 1 | 1- 0 | AWAY | 2- 0 | 0- 0 | 0- 0 | | | | |
| 5- 0 | 0- 0 | 2- 0 | NEUTRAL | 2- 0 | 0- 0 | 1- 0 | | | | |
| 11- 1 | 0- 0 | 2- 1 | NON-CONFERENCE | 2- 0 | 2- 0 | 5- 0 | | | | |
| 6- 1 | 0- 0 | 0- 1 | HOME | 0- 0 | 2- 0 | 4- 0 | | | | |
| 0- 0 | 0- 0 | 0- 0 | AWAY | 0- 0 | 0- 0 | 0- 0 | | | | |
| 5- 0 | 0- 0 | 2- 0 | NEUTRAL | 2- 0 | 0- 0 | 1- 0 | | | | |
| 9- 1 | 2- 1 | 2- 0 | CONFERENCE | 5- 0 | 0- 0 | 0- 0 | | | | |
| 5- 0 | 1- 0 | 1- 0 | HOME | 3- 0 | 0- 0 | 0- 0 | | | | |
| 4- 1 | 1- 1 | 1- 0 | AWAY | 2- 0 | 0- 0 | 0- 0 | | | | |
| 0- 0 | 0- 0 | 0- 0 | NEUTRAL | 0- 0 | 0- 0 | 0- 0 | | | | |

| RPI 1-25 | | | | Team's RPI: 7 | | | | RPI 26-50 | | | | RPI 51-100 | | | | RPI 101+ | | | |
|---------------------------|---|---------------------|-------|---------------|--|--|--|-----------|---|--------------|-------|------------|--|--|--|----------|---|---------------------|-------|
| RPI | S | Opponent | Score | | | | | RPI | S | Opponent | Score | | | | | RPI | S | Opponent | Score |
| 8 | A | Stanford | 72 69 | | | | | 37 | A | Oregon | 43 40 | | | | | 51 | H | Utah | 70 44 |
| 9 | A | UCLA | 56 66 | | | | | 37 | H | Oregon | 67 60 | | | | | 56 | A | California | 66 56 |
| 10 | H | Washington | 73 70 | | | | | 40 | H | Marquette | 73 74 | | | | | 60 | H | Washington St. | 80 58 |
| | | | | | | | | 46 | N | Quinnipiac | 75 60 | | | | | 71 | A | Southern California | 74 60 |
| | | | | | | | | 47 | N | Oklahoma St. | 73 54 | | | | | 79 | N | UNLV | 62 59 |
| | | | | | | | | | | | | | | | | 80 | H | Colorado | 81 57 |
| | | | | | | | | | | | | | | | | 100 | N | BYU | 65 56 |
| LAST 12 Division I GAMES: | | | | | | | | | | | | | | | | | | | |
| 37 | H | Oregon | 67 60 | | | | | 8 | A | Stanford | 72 69 | | | | | | | | |
| 37 | A | Oregon | 43 40 | | | | | 56 | A | California | 66 56 | | | | | 10 | H | Washington | 73 70 |
| 80 | H | Colorado | 81 57 | | | | | | | | | | | | | 60 | H | Washington St. | 80 58 |
| 51 | H | Utah | 70 44 | | | | | | | | | | | | | 316 | H | Ark.-Pine Bluff | 73 40 |
| 71 | A | Southern California | 74 60 | | | | | | | | | | | | | 47 | N | Oklahoma St. | 73 54 |
| 9 | A | UCLA | 56 66 | | | | | | | | | | | | | | | | |

Non-Div I Games:

Oregon St.

| | | | | | | | | | | |
|-------------------|----------|-----------|----------------|------------|-------------|---------------|------|------|-------|-----------|
| Average RPI Win: | 201 | WON-LOST | WINNING | LAST 10 | STRENGTH OF | OPP. STRENGTH | TEAM | ADJ. | CONF. | ADJ CONF. |
| Average RPI Loss: | 119 | RECORD | PCT. RANK | GAMES | SCHEDULE | OF SCHEDULE | RPI | RPI | RPI | RPI |
| DIV. I ONLY | 6- 13 | 268 | 4- 6 | 65 | 175 | 199 | 199 | 14 | 14 | |
| DIV. I NON-CONF. | 2- 7 | 284 | 0- 1 | 21 | 154 | 189 | 189 | 12 | 12 | |
| TOTALS | RPI 1-25 | RPI 26-50 | W-L RECORDS | RPI 51-100 | RPI 101-150 | RPI 150+ | | | | |
| 6- 13 | 0- 1 | 0- 1 | OVERALL | 1- 5 | 1- 3 | 4- 3 | | | | |
| 3- 8 | 0- 0 | 0- 1 | HOME | 0- 3 | 1- 2 | 2- 2 | | | | |
| 3- 5 | 0- 1 | 0- 0 | AWAY | 1- 2 | 0- 1 | 2- 1 | | | | |
| 0- 0 | 0- 0 | 0- 0 | NEUTRAL | 0- 0 | 0- 0 | 0- 0 | | | | |
| 2- 7 | 0- 1 | 0- 1 | NON-CONFERENCE | 0- 3 | 0- 1 | 2- 1 | | | | |
| 1- 5 | 0- 0 | 0- 1 | HOME | 0- 2 | 0- 1 | 1- 1 | | | | |
| 1- 2 | 0- 1 | 0- 0 | AWAY | 0- 1 | 0- 0 | 1- 0 | | | | |
| 0- 0 | 0- 0 | 0- 0 | NEUTRAL | 0- 0 | 0- 0 | 0- 0 | | | | |
| 4- 6 | 0- 0 | 0- 0 | CONFERENCE | 1- 2 | 1- 2 | 2- 2 | | | | |
| 2- 3 | 0- 0 | 0- 0 | HOME | 0- 1 | 1- 1 | 1- 1 | | | | |
| 2- 3 | 0- 0 | 0- 0 | AWAY | 1- 1 | 0- 1 | 1- 1 | | | | |
| 0- 0 | 0- 0 | 0- 0 | NEUTRAL | 0- 0 | 0- 0 | 0- 0 | | | | |

| RPI 1-25 | | | | RPI 26-50 | | | | RPI 51-100 | | | | RPI 101+ Team's RPI: 199 | | | |
|---------------------------|---|------------------|-------|-----------|---|----------------|-------|------------|---|----------------|-------|--------------------------|---|------------------|-------|
| RPI | S | Opponent | Score | RPI | S | Opponent | Score | RPI | S | Opponent | Score | RPI | S | Opponent | Score |
| 9 | A | UCLA | 55 82 | 40 | H | Marquette | 75 89 | 65 | H | Montana St. | 66 72 | 101 | H | UC Davis | 87 95 |
| | | | | | | | | 82 | A | Long Beach St. | 58 66 | 125 | H | St. Mary's (CA) | 54 63 |
| | | | | | | | | 97 | A | Gonzaga | 65 63 | 141 | A | San Francisco | 64 67 |
| | | | | | | | | 99 | H | Northern Colo. | 56 60 | 141 | H | San Francisco | 63 60 |
| | | | | | | | | 100 | A | BYU | 50 68 | 173 | H | Fresno St. | 67 74 |
| | | | | | | | | 100 | H | BYU | 55 68 | 191 | A | San Jose St. | 99 96 |
| | | | | | | | | | | | | 204 | H | Loyola Marymount | 52 65 |
| | | | | | | | | | | | | 215 | H | San Diego | 84 64 |
| | | | | | | | | | | | | 264 | A | Portland | 84 74 |
| | | | | | | | | | | | | 300 | H | CSU Bakersfield | 91 61 |
| | | | | | | | | | | | | 312 | A | Pepperdine | 58 59 |
| LAST 12 Division I GAMES: | | | | | | | | | | | | | | | |
| 141 | A | San Francisco | 64 67 | 100 | H | BYU | 55 68 | | | | | | | | |
| 204 | H | Loyola Marymount | 52 65 | 215 | H | San Diego | 84 64 | | | | | | | | |
| 100 | A | BYU | 50 68 | 97 | A | Gonzaga | 65 63 | | | | | | | | |
| 125 | H | St. Mary's (CA) | 54 63 | 264 | A | Portland | 84 74 | | | | | | | | |
| 141 | H | San Francisco | 63 60 | 99 | H | Northern Colo. | 56 60 | | | | | | | | |
| 312 | A | Pepperdine | 58 59 | 173 | H | Fresno St. | 67 74 | | | | | | | | |

Non-Div I Games: UC Merced 111 50 William Jessup 103 65

Pacific

Loss, Non-Conf, S Site, H Home A Away N Neutral

| | | | | | | | | | | |
|-------------------|----------|-----------|----------------|------------|-------------|---------------|------|------|-------|-----------|
| Average RPI Win: | 235 | WON-LOST | WINNING | LAST 10 | STRENGTH OF | OPP. STRENGTH | TEAM | ADJ. | CONF. | ADJ CONF. |
| Average RPI Loss: | 99 | RECORD | PCT. RANK | GAMES | SCHEDULE | OF SCHEDULE | RPI | RPI | RPI | RPI |
| DIV. I ONLY | 9- 6 | 126 | 6- 3 | 223 | 150 | 150 | 150 | 9 | 9 | |
| DIV. I NON-CONF. | 6- 6 | 165 | 5- 3 | 283 | 115 | 198 | 198 | 10 | 10 | |
| TOTALS | RPI 1-25 | RPI 26-50 | W-L RECORDS | RPI 51-100 | RPI 101-150 | RPI 150+ | | | | |
| 9- 6 | 0- 1 | 0- 1 | OVERALL | 0- 1 | 1- 1 | 8- 2 | | | | |
| 2- 5 | 0- 0 | 0- 1 | HOME | 0- 1 | 1- 1 | 1- 2 | | | | |
| 7- 1 | 0- 1 | 0- 0 | AWAY | 0- 0 | 0- 0 | 7- 0 | | | | |
| 0- 0 | 0- 0 | 0- 0 | NEUTRAL | 0- 0 | 0- 0 | 0- 0 | | | | |
| 6- 6 | 0- 1 | 0- 1 | NON-CONFERENCE | 0- 1 | 0- 1 | 6- 2 | | | | |
| 0- 5 | 0- 0 | 0- 1 | HOME | 0- 1 | 0- 1 | 0- 2 | | | | |
| 6- 1 | 0- 1 | 0- 0 | AWAY | 0- 0 | 0- 0 | 6- 0 | | | | |
| 0- 0 | 0- 0 | 0- 0 | NEUTRAL | 0- 0 | 0- 0 | 0- 0 | | | | |
| 3- 0 | 0- 0 | 0- 0 | CONFERENCE | 0- 0 | 1- 0 | 2- 0 | | | | |
| 2- 0 | 0- 0 | 0- 0 | HOME | 0- 0 | 1- 0 | 1- 0 | | | | |
| 1- 0 | 0- 0 | 0- 0 | AWAY | 0- 0 | 0- 0 | 1- 0 | | | | |
| 0- 0 | 0- 0 | 0- 0 | NEUTRAL | 0- 0 | 0- 0 | 0- 0 | | | | |

| RPI 1-25 | | | | RPI 26-50 | | | | RPI 51-100 | | | | RPI 101+ Team's RPI: 150 | | | |
|---------------------------|---|----------|-------|-----------|---|--------------|-------|------------|---|----------------|-------|--------------------------|---|----------------|-------|
| RPI | S | Opponent | Score | RPI | S | Opponent | Score | RPI | S | Opponent | Score | RPI | S | Opponent | Score |
| 11 | A | Duke | 55 68 | 33 | H | Temple | 53 63 | 63 | H | Villanova | 48 60 | 133 | H | Yale | 66 55 |
| | | | | | | | | | | | | 134 | H | Saint Joseph's | 53 57 |
| | | | | | | | | | | | | 158 | H | La Salle | 56 58 |
| | | | | | | | | | | | | 170 | A | UC Riverside | 71 55 |
| | | | | | | | | | | | | 185 | H | Brown | 86 60 |
| | | | | | | | | | | | | 196 | H | Binghamton | 48 61 |
| | | | | | | | | | | | | 207 | A | Princeton | 62 57 |
| | | | | | | | | | | | | 213 | A | CSUN | 47 36 |
| | | | | | | | | | | | | 246 | A | Richmond | 47 44 |
| | | | | | | | | | | | | 294 | A | Rhode Island | 75 43 |
| | | | | | | | | | | | | 323 | A | Lafayette | 64 47 |
| | | | | | | | | | | | | 344 | A | Wagner | 63 39 |
| LAST 12 Division I GAMES: | | | | | | | | | | | | | | | |
| | | | | 33 | H | Temple | 53 63 | 213 | A | CSUN | 47 36 | | | | |
| | | | | 63 | H | Villanova | 48 60 | 246 | A | Richmond | 47 44 | | | | |
| | | | | 185 | H | Brown | 86 60 | 158 | H | La Salle | 56 58 | | | | |
| | | | | 133 | H | Yale | 66 55 | 344 | A | Wagner | 63 39 | | | | |
| | | | | 207 | A | Princeton | 62 57 | 323 | A | Lafayette | 64 47 | | | | |
| | | | | 170 | A | UC Riverside | 71 55 | 134 | H | Saint Joseph's | 53 57 | | | | |

Non-Div I Games: Stevens 89 43

Penn

■ Loss,
 ■ Non-Conf,
 ■ S Site,
 ■ H Home
 ■ A Away
 N Neutral

| | | | | | | | | | | |
|-------------------|----------|-----------|----------------|------------|-------------|---------------|------|------|-------|-----------|
| Average RPI Win: | 181 | WON-LOST | WINNING | LAST 10 | STRENGTH OF | OPP. STRENGTH | TEAM | ADJ. | CONF. | ADJ CONF. |
| Average RPI Loss: | 67 | RECORD | PCT. RANK | GAMES | SCHEDULE | OF SCHEDULE | RPI | RPI | RPI | RPI |
| DIV. I ONLY | 14- 8 | 104 | 4- 6 | 132 | 58 | 95 | 95 | 6 | 6 | |
| DIV. I NON-CONF. | 10- 2 | 33 | 2- 0 | 188 | 117 | 63 | 63 | 6 | 6 | |
| TOTALS | RPI 1-25 | RPI 26-50 | W-L RECORDS | RPI 51-100 | RPI 101-150 | RPI 150+ | | | | |
| 14- 8 | 1- 1 | 0- 2 | OVERALL | 1- 4 | 1- 0 | 11- 1 | | | | |
| 11- 1 | 1- 0 | 0- 0 | HOME | 1- 1 | 1- 0 | 8- 0 | | | | |
| 2- 6 | 0- 1 | 0- 1 | AWAY | 0- 3 | 0- 0 | 2- 1 | | | | |
| 1- 1 | 0- 0 | 0- 1 | NEUTRAL | 0- 0 | 0- 0 | 1- 0 | | | | |
| 10- 2 | 1- 0 | 0- 1 | NON-CONFERENCE | 0- 1 | 1- 0 | 8- 0 | | | | |
| 7- 0 | 1- 0 | 0- 0 | HOME | 0- 0 | 1- 0 | 5- 0 | | | | |
| 2- 1 | 0- 0 | 0- 0 | AWAY | 0- 1 | 0- 0 | 2- 0 | | | | |
| 1- 1 | 0- 0 | 0- 1 | NEUTRAL | 0- 0 | 0- 0 | 1- 0 | | | | |
| 4- 6 | 0- 1 | 0- 1 | CONFERENCE | 1- 3 | 0- 0 | 3- 1 | | | | |
| 4- 1 | 0- 0 | 0- 0 | HOME | 1- 1 | 0- 0 | 3- 0 | | | | |
| 0- 5 | 0- 1 | 0- 1 | AWAY | 0- 2 | 0- 0 | 0- 1 | | | | |
| 0- 0 | 0- 0 | 0- 0 | NEUTRAL | 0- 0 | 0- 0 | 0- 0 | | | | |

| RPI 1-25 | | | | RPI 26-50 | | | | RPI 51-100 | | | | RPI 101+ Team's RPI: 95 | | | |
|---------------------------|---|-----------|-------|-----------|---|------------|-------|------------|---|----------|-------|-------------------------|---|----------------|--------|
| RPI | S | Opponent | Score | RPI | S | Opponent | Score | RPI | S | Opponent | Score | RPI | S | Opponent | Score |
| 14 | H | Tennessee | 70 56 | 29 | A | Ohio St. | 72 87 | 52 | A | Indiana | 66 72 | 126 | H | Pittsburgh | 91 62 |
| 18 | A | Maryland | 83 89 | 42 | N | Georgetown | 54 68 | 52 | H | Indiana | 70 89 | 154 | H | Iona | 80 67 |
| | | | | | | | | 54 | H | Iowa | 71 58 | 164 | H | Nebraska | 86 69 |
| | | | | | | | | 68 | A | Drexel | 60 83 | 165 | A | Boston College | 60 56 |
| | | | | | | | | 93 | A | Purdue | 51 64 | 177 | H | Illinois | 82 66 |
| | | | | | | | | | | | | 181 | H | American | 70 65 |
| | | | | | | | | | | | | 182 | A | Rutgers | 45 61 |
| | | | | | | | | | | | | 188 | H | Akron | 84 71 |
| | | | | | | | | | | | | 203 | H | Wisconsin | 76 46 |
| | | | | | | | | | | | | 223 | H | Marshall | 82 80 |
| | | | | | | | | | | | | 263 | N | Georgia St. | 69 42 |
| | | | | | | | | | | | | 306 | H | Saint Peter's | 106 50 |
| | | | | | | | | | | | | 315 | A | Holy Cross | 84 48 |
| LAST 12 Division I GAMES: | | | | | | | | | | | | | | | |
| 29 | A | Ohio St. | 72 87 | 93 | A | Purdue | 51 64 | | | | | | | | |
| 177 | H | Illinois | 82 66 | 54 | H | Iowa | 71 58 | | | | | | | | |
| 52 | A | Indiana | 66 72 | 182 | A | Rutgers | 45 61 | | | | | | | | |
| 164 | H | Nebraska | 86 69 | 52 | H | Indiana | 70 89 | | | | | | | | |
| 203 | H | Wisconsin | 76 46 | 154 | H | Iona | 80 67 | | | | | | | | |
| 18 | A | Maryland | 83 89 | 181 | H | American | 70 65 | | | | | | | | |

Non-Div I Games:

Penn St.

■ Loss,
■ Non-Conf, S Site,
■ Home
■ Away
N Neutral

Pepperdine

Through Games Of Feb. 1, 2017

| | | | | | | | | | |
|------------------------------|----------|-----------|----------------|-------------|---------------|----------|------|-------|-----------|
| Average RPI Win: 230 | WON-LOST | WINNING | LAST 10 | STRENGTH OF | OPP. STRENGTH | TEAM | ADJ. | CONF. | ADJ CONF. |
| Average RPI Loss: 184 | RECORD | PCT. RANK | GAMES | SCHEDULE | OF SCHEDULE | RPI | RPI | RPI | RPI |
| DIV. I ONLY | 5- 16 | 301 | 3- 7 | 254 | 226 | 312 | 312 | 14 | 14 |
| DIV. I NON-CONF. | 2- 9 | 293 | 2- 0 | 276 | 314 | 328 | 328 | 12 | 12 |
| TOTALS | RPI 1-25 | RPI 26-50 | W-L RECORDS | RPI 51-100 | RPI 101-150 | RPI 150+ | | | |
| 5- 16 | 0- 1 | 0- 0 | OVERALL | 1- 4 | 0- 2 | 4- 9 | | | |
| 3- 7 | 0- 1 | 0- 0 | HOME | 1- 3 | 0- 1 | 2- 2 | | | |
| 2- 9 | 0- 0 | 0- 0 | AWAY | 0- 1 | 0- 1 | 2- 7 | | | |
| 0- 0 | 0- 0 | 0- 0 | NEUTRAL | 0- 0 | 0- 0 | 0- 0 | | | |
| 2- 9 | 0- 1 | 0- 0 | NON-CONFERENCE | 0- 2 | 0- 0 | 2- 6 | | | |
| 1- 4 | 0- 1 | 0- 0 | HOME | 0- 2 | 0- 0 | 1- 1 | | | |
| 1- 5 | 0- 0 | 0- 0 | AWAY | 0- 0 | 0- 0 | 1- 5 | | | |
| 0- 0 | 0- 0 | 0- 0 | NEUTRAL | 0- 0 | 0- 0 | 0- 0 | | | |
| 3- 7 | 0- 0 | 0- 0 | CONFERENCE | 1- 2 | 0- 2 | 2- 3 | | | |
| 2- 3 | 0- 0 | 0- 0 | HOME | 1- 1 | 0- 1 | 1- 1 | | | |
| 1- 4 | 0- 0 | 0- 0 | AWAY | 0- 1 | 0- 1 | 1- 2 | | | |
| 0- 0 | 0- 0 | 0- 0 | NEUTRAL | 0- 0 | 0- 0 | 0- 0 | | | |

| RPI | S | Opponent | Score | RPI | S | Opponent | Score | RPI | S | Opponent | Score | RPI | S | Opponent | Score | Team's RPI: 312 |
|---------------------------|---|-----------------|--------------|-----|---|-------------------|--------------|-----|---|----------------|--------------|-----|---|-------------------|--------------|-----------------|
| 11 | H | Duke | 65 99 | | | | | 79 | H | UNLV | 61 68 | 125 | H | St. Mary's (CA) | 60 81 | |
| | | | | | | | | 82 | H | Long Beach St. | 41 44 | 142 | A | Santa Clara | 40 61 | |
| | | | | | | | | 97 | A | Gonzaga | 61 83 | 176 | A | New Mexico St. | 66 75 | |
| | | | | | | | | 97 | H | Gonzaga | 79 69 | 199 | H | Pacific | 59 58 | |
| | | | | | | | | 100 | H | BYU | 47 73 | 204 | A | Loyola Marymount | 60 72 | |
| | | | | | | | | | | | | 215 | A | San Diego | 55 42 | |
| | | | | | | | | | | | | 239 | A | UC Santa Barbara | 57 66 | |
| | | | | | | | | | | | | 249 | A | Cal Poly | 52 62 | |
| | | | | | | | | | | | | 264 | A | Portland | 55 75 | |
| | | | | | | | | | | | | 264 | H | Portland | 61 71 | |
| | | | | | | | | | | | | 284 | H | Nevada | 60 69 | |
| | | | | | | | | | | | | 296 | A | Denver | 67 75 | |
| | | | | | | | | | | | | 300 | H | CSU Bakersfield | 62 57 | |
| | | | | | | | | | | | | 331 | A | Utah Valley | 65 72 | |
| | | | | | | | | | | | | 339 | A | Cal St. Fullerton | 69 58 | |
| LAST 12 Division I GAMES: | | | | | | | | | | | | | | | | |
| 97 | A | Gonzaga | 61 83 | 215 | A | San Diego | 55 42 | | | | | | | | | |
| 264 | A | Portland | 55 75 | 204 | A | Loyola Marymount | 60 72 | | | | | | | | | |
| 125 | H | St. Mary's (CA) | 60 81 | 264 | H | Portland | 61 71 | | | | | | | | | |
| 100 | H | BYU | 47 73 | 97 | H | Gonzaga | 79 69 | | | | | | | | | |
| 142 | A | Santa Clara | 40 61 | 300 | H | CSU Bakersfield | 62 57 | | | | | | | | | |
| 199 | H | Pacific | 59 58 | 339 | A | Cal St. Fullerton | 69 58 | | | | | | | | | |

Non-Div I Games:

Pepperdine

Loss, Non-Conf, S Site, H Home A Away N Neutral

Pittsburgh

Through Games Of Feb. 1, 2017

| | | | | | | | | | | |
|-------------------|----------|-----------|----------------|------------|-------------|---------------|------|------|-------|-----------|
| Average RPI Win: | 220 | WON-LOST | WINNING | LAST 10 | STRENGTH OF | OPP. STRENGTH | TEAM | ADJ. | CONF. | ADJ CONF. |
| Average RPI Loss: | 53 | RECORD | PCT. RANK | GAMES | SCHEDULE | OF SCHEDULE | RPI | RPI | RPI | RPI |
| DIV. I ONLY | 11- 9 | 142 | 4- 6 | 74 | 75 | 126 | 126 | 3 | 3 | |
| DIV. I NON-CONF. | 8- 4 | 97 | 2- 2 | 257 | 249 | 179 | 179 | 4 | 4 | |
| TOTALS | RPI 1-25 | RPI 26-50 | W-L RECORDS | RPI 51-100 | RPI 101-150 | RPI 150+ | | | | |
| 11- 9 | 0- 4 | 0- 1 | OVERALL | 3- 3 | 0- 1 | 8- 0 | | | | |
| 9- 4 | 0- 2 | 0- 0 | HOME | 3- 2 | 0- 0 | 6- 0 | | | | |
| 0- 5 | 0- 2 | 0- 1 | AWAY | 0- 1 | 0- 1 | 0- 0 | | | | |
| 2- 0 | 0- 0 | 0- 0 | NEUTRAL | 0- 0 | 0- 0 | 2- 0 | | | | |
| 8- 4 | 0- 0 | 0- 0 | NON-CONFERENCE | 1- 3 | 0- 1 | 7- 0 | | | | |
| 6- 2 | 0- 0 | 0- 0 | HOME | 1- 2 | 0- 0 | 5- 0 | | | | |
| 0- 2 | 0- 0 | 0- 0 | AWAY | 0- 1 | 0- 1 | 0- 0 | | | | |
| 2- 0 | 0- 0 | 0- 0 | NEUTRAL | 0- 0 | 0- 0 | 2- 0 | | | | |
| 3- 5 | 0- 4 | 0- 1 | CONFERENCE | 2- 0 | 0- 0 | 1- 0 | | | | |
| 3- 2 | 0- 2 | 0- 0 | HOME | 2- 0 | 0- 0 | 1- 0 | | | | |
| 0- 3 | 0- 2 | 0- 1 | AWAY | 0- 0 | 0- 0 | 0- 0 | | | | |
| 0- 0 | 0- 0 | 0- 0 | NEUTRAL | 0- 0 | 0- 0 | 0- 0 | | | | |

| RPI 1-25 | | | | RPI 26-50 | | | | RPI 51-100 | | | | RPI 101+ Team's RPI: 126 | | | |
|---------------------------|---|--------------------|-------|-----------|---|--------------------|-------|------------|---|----------------|-------|--------------------------|---|-----------------|-------|
| RPI | S | Opponent | Score | RPI | S | Opponent | Score | RPI | S | Opponent | Score | RPI | S | Opponent | Score |
| 2 | A | Notre Dame | 54 86 | 39 | A | North Carolina St. | 42 55 | 69 | H | Virginia | 62 54 | 120 | A | Duquesne | 54 63 |
| 13 | A | Louisville | 52 73 | | | | | 73 | H | North Carolina | 68 48 | 165 | H | Boston College | 56 43 |
| 13 | H | Louisville | 48 63 | | | | | 78 | H | Charlotte | 63 70 | 247 | H | Loyola Maryland | 74 44 |
| 24 | H | Miami (FL) | 50 82 | | | | | 84 | H | Cornell | 56 44 | 271 | N | McNeese | 71 65 |
| | | | | | | | | 93 | H | Purdue | 61 67 | 282 | N | UTEP | 71 46 |
| | | | | | | | | 95 | A | Penn St. | 62 91 | 293 | H | Bryant | 76 60 |
| | | | | | | | | | | | | 302 | H | Loyola Chicago | 59 35 |
| | | | | | | | | | | | | 310 | H | Youngstown St. | 63 50 |
| | | | | | | | | | | | | 325 | H | Mt. St. Mary's | 89 54 |
| LAST 12 Division I GAMES: | | | | | | | | | | | | | | | |
| 13 | H | Louisville | 48 63 | 165 | H | Boston College | 56 43 | | | | | | | | |
| 39 | A | North Carolina St. | 42 55 | 24 | H | Miami (FL) | 50 82 | | | | | | | | |
| 69 | H | Virginia | 62 54 | 120 | A | Duquesne | 54 63 | | | | | | | | |
| 73 | H | North Carolina | 68 48 | 271 | N | McNeese | 71 65 | | | | | | | | |
| 2 | A | Notre Dame | 54 86 | 282 | N | UTEP | 71 46 | | | | | | | | |
| 13 | A | Louisville | 52 73 | 95 | A | Penn St. | 62 91 | | | | | | | | |

Non-Div I Games: Slippery Rock 94 48

Pittsburgh

Loss, Non-Conf, S Site, H Home A Away N Neutral

| | | | | | | | | | | |
|-------------------|----------|-----------|----------------|------------|-------------|---------------|------|------|-------|-----------|
| Average RPI Win: | 285 | WON-LOST | WINNING | LAST 10 | STRENGTH OF | OPP. STRENGTH | TEAM | ADJ. | CONF. | ADJ CONF. |
| Average RPI Loss: | 125 | RECORD | PCT. RANK | GAMES | SCHEDULE | OF SCHEDULE | RPI | RPI | RPI | RPI |
| DIV. I ONLY | 3- 17 | 326 | 2- 8 | 87 | 132 | 264 | 264 | 14 | 14 | |
| DIV. I NON-CONF. | 1- 9 | 323 | 0- 2 | 25 | 62 | 231 | 231 | 12 | 12 | |
| TOTALS | RPI 1-25 | RPI 26-50 | W-L RECORDS | RPI 51-100 | RPI 101-150 | RPI 150+ | | | | |
| 3- 17 | 0- 2 | 0- 1 | OVERALL | 0- 5 | 0- 4 | 3- 5 | | | | |
| 2- 6 | 0- 1 | 0- 0 | HOME | 0- 2 | 0- 2 | 2- 1 | | | | |
| 1- 10 | 0- 1 | 0- 1 | AWAY | 0- 2 | 0- 2 | 1- 4 | | | | |
| 0- 1 | 0- 0 | 0- 0 | NEUTRAL | 0- 1 | 0- 0 | 0- 0 | | | | |
| 1- 9 | 0- 2 | 0- 1 | NON-CONFERENCE | 0- 3 | 0- 1 | 1- 2 | | | | |
| 1- 2 | 0- 1 | 0- 0 | HOME | 0- 1 | 0- 0 | 1- 0 | | | | |
| 0- 6 | 0- 1 | 0- 1 | AWAY | 0- 1 | 0- 1 | 0- 2 | | | | |
| 0- 1 | 0- 0 | 0- 0 | NEUTRAL | 0- 1 | 0- 0 | 0- 0 | | | | |
| 2- 8 | 0- 0 | 0- 0 | CONFERENCE | 0- 2 | 0- 3 | 2- 3 | | | | |
| 1- 4 | 0- 0 | 0- 0 | HOME | 0- 1 | 0- 2 | 1- 1 | | | | |
| 1- 4 | 0- 0 | 0- 0 | AWAY | 0- 1 | 0- 1 | 1- 2 | | | | |
| 0- 0 | 0- 0 | 0- 0 | NEUTRAL | 0- 0 | 0- 0 | 0- 0 | | | | |

| RPI 1-25 | | | | RPI 26-50 | | | | RPI 51-100 | | | | RPI 101+ Team's RPI: 264 | | | |
|---------------------------|---|------------------|-------|-----------|---|-------------|-------|------------|---|---------------------|-------|--------------------------|---|------------------|-------|
| RPI | S | Opponent | Score | RPI | S | Opponent | Score | RPI | S | Opponent | Score | RPI | S | Opponent | Score |
| 7 | A | Oregon St. | 45 62 | 37 | A | Oregon | 41 81 | 65 | H | Montana St. | 66 70 | 101 | A | UC Davis | 52 66 |
| 10 | H | Washington | 53 83 | | | | | 71 | N | Southern California | 54 67 | 125 | A | St. Mary's (CA) | 76 92 |
| | | | | | | | | 75 | A | Boise St. | 60 74 | 141 | H | San Francisco | 56 75 |
| | | | | | | | | 97 | A | Gonzaga | 55 67 | 142 | H | Santa Clara | 44 56 |
| | | | | | | | | 97 | H | Gonzaga | 50 85 | 199 | H | Pacific | 74 84 |
| | | | | | | | | | | | | 204 | A | Loyola Marymount | 54 69 |
| | | | | | | | | | | | | 215 | A | San Diego | 40 57 |
| | | | | | | | | | | | | 231 | H | Portland St. | 79 68 |
| | | | | | | | | | | | | 257 | A | Weber St. | 37 76 |
| | | | | | | | | | | | | 284 | A | Nevada | 59 72 |
| | | | | | | | | | | | | 312 | A | Pepperdine | 71 61 |
| | | | | | | | | | | | | 312 | H | Pepperdine | 75 55 |
| LAST 12 Division I GAMES: | | | | | | | | | | | | | | | |
| 215 | A | San Diego | 40 57 | 97 | A | Gonzaga | 55 67 | | | | | | | | |
| 312 | H | Pepperdine | 75 55 | 142 | H | Santa Clara | 44 56 | | | | | | | | |
| 97 | H | Gonzaga | 50 85 | 312 | A | Pepperdine | 71 61 | | | | | | | | |
| 141 | H | San Francisco | 56 75 | 199 | H | Pacific | 74 84 | | | | | | | | |
| 204 | A | Loyola Marymount | 54 69 | 75 | A | Boise St. | 60 74 | | | | | | | | |
| 125 | A | St. Mary's (CA) | 76 92 | 65 | H | Montana St. | 66 70 | | | | | | | | |

Non-Div I Games: Alas. Anchorage 66 57

Portland

■ Loss,
■ Non-Conf,
■ S Site,
■ H Home
■ A Away
N Neutral

| | | | | | | | | | | |
|-------------------|----------|-----------|----------------|------------|-------------|---------------|------|------|-------|-----------|
| Average RPI Win: | 286 | WON-LOST | WINNING | LAST 10 | STRENGTH OF | OPP. STRENGTH | TEAM | ADJ. | CONF. | ADJ CONF. |
| Average RPI Loss: | 129 | RECORD | PCT. RANK | GAMES | SCHEDULE | OF SCHEDULE | RPI | RPI | RPI | RPI |
| DIV. I ONLY | 9- 10 | 190 | 4- 6 | 321 | 168 | 231 | 231 | 20 | 20 | |
| DIV. I NON-CONF. | 5- 6 | 186 | 2- 2 | 329 | 108 | 245 | 245 | 19 | 19 | |
| TOTALS | RPI 1-25 | RPI 26-50 | W-L RECORDS | RPI 51-100 | RPI 101-150 | RPI 150+ | | | | |
| 9- 10 | 0- 1 | 0- 1 | OVERALL | 0- 3 | 0- 2 | 9- 3 | | | | |
| 4- 1 | 0- 0 | 0- 0 | HOME | 0- 0 | 0- 0 | 4- 1 | | | | |
| 3- 7 | 0- 0 | 0- 0 | AWAY | 0- 0 | 0- 0 | 3- 0 | | | | |
| 2- 2 | 0- 1 | 0- 1 | NEUTRAL | 0- 0 | 0- 0 | 2- 0 | | | | |
| 5- 6 | 0- 1 | 0- 1 | NON-CONFERENCE | 0- 1 | 0- 1 | 5- 2 | | | | |
| 2- 0 | 0- 0 | 0- 0 | HOME | 0- 0 | 0- 0 | 2- 0 | | | | |
| 1- 4 | 0- 0 | 0- 0 | AWAY | 0- 1 | 0- 1 | 1- 2 | | | | |
| 2- 2 | 0- 1 | 0- 1 | NEUTRAL | 0- 0 | 0- 0 | 2- 0 | | | | |
| 4- 4 | 0- 0 | 0- 0 | CONFERENCE | 0- 2 | 0- 1 | 4- 1 | | | | |
| 2- 1 | 0- 0 | 0- 0 | HOME | 0- 0 | 0- 0 | 2- 1 | | | | |
| 2- 3 | 0- 0 | 0- 0 | AWAY | 0- 2 | 0- 1 | 2- 0 | | | | |
| 0- 0 | 0- 0 | 0- 0 | NEUTRAL | 0- 0 | 0- 0 | 0- 0 | | | | |

| RPI 1-25 | | | | RPI 26-50 | | | | RPI 51-100 | | | | RPI 101+ Team's RPI: 231 | | | |
|---------------------------|---|----------------|-------|-----------|---|----------------|-------|------------|---|----------------|-------|--------------------------|---|-------------------|-------|
| RPI | S | Opponent | Score | RPI | S | Opponent | Score | RPI | S | Opponent | Score | RPI | S | Opponent | Score |
| 22 | N | Oklahoma | 60 74 | 37 | N | Oregon | 46 90 | 65 | A | Montana St. | 76 83 | 114 | A | Arizona | 52 75 |
| | | | | | | | | 75 | A | Boise St. | 76 94 | 148 | A | North Dakota | 61 65 |
| | | | | | | | | 99 | A | Northern Colo. | 62 91 | 213 | A | CSUN | 72 99 |
| | | | | | | | | | | | | 230 | A | Seattle U | 79 71 |
| | | | | | | | | | | | | 248 | A | Sacramento St. | 88 86 |
| | | | | | | | | | | | | 248 | H | Sacramento St. | 68 77 |
| | | | | | | | | | | | | 251 | H | Southern Utah | 81 74 |
| | | | | | | | | | | | | 264 | A | Portland | 68 79 |
| | | | | | | | | | | | | 272 | N | Northern Ky. | 77 54 |
| | | | | | | | | | | | | 276 | H | Northern Ariz. | 56 55 |
| | | | | | | | | | | | | 301 | N | Kennesaw St. | 71 61 |
| | | | | | | | | | | | | 327 | H | UC Irvine | 79 73 |
| | | | | | | | | | | | | 333 | A | Montana | 64 44 |
| | | | | | | | | | | | | 339 | H | Cal St. Fullerton | 81 73 |
| LAST 12 Division I GAMES: | | | | | | | | | | | | | | | |
| 248 | H | Sacramento St. | 68 77 | 99 | A | Northern Colo. | 62 91 | | | | | | | | |
| 65 | A | Montana St. | 76 83 | 148 | A | North Dakota | 61 65 | | | | | | | | |
| 333 | A | Montana | 64 44 | 114 | A | Arizona | 52 75 | | | | | | | | |
| 251 | H | Southern Utah | 81 74 | 22 | N | Oklahoma | 60 74 | | | | | | | | |
| 276 | H | Northern Ariz. | 56 55 | 301 | N | Kennesaw St. | 71 61 | | | | | | | | |
| 248 | A | Sacramento St. | 88 86 | 272 | N | Northern Ky. | 77 54 | | | | | | | | |

Non-Div I Games: Pacific Union 93 61

Portland St.

Loss, Non-Conf, S Site, H Home A Away N Neutral

| | | | | | | | | | | |
|-------------------|----------|-----------|----------------|------------|-------------|---------------|------|------|-------|-----------|
| Average RPI Win: | 287 | WON-LOST | WINNING | LAST 10 | STRENGTH OF | OPP. STRENGTH | TEAM | ADJ. | CONF. | ADJ CONF. |
| Average RPI Loss: | 172 | RECORD | PCT. RANK | GAMES | SCHEDULE | OF SCHEDULE | RPI | RPI | RPI | RPI |
| DIV. I ONLY | 8- 13 | 234 | 3- 7 | 269 | 328 | 287 | 287 | 30 | 30 | |
| DIV. I NON-CONF. | 5- 7 | 205 | 1- 2 | 107 | 289 | 169 | 169 | 30 | 30 | |
| TOTALS | RPI 1-25 | RPI 26-50 | W-L RECORDS | RPI 51-100 | RPI 101-150 | RPI 150+ | | | | |
| 8- 13 | 0- 2 | 0- 0 | OVERALL | 0- 2 | 0- 1 | 8- 8 | | | | |
| 7- 2 | 0- 0 | 0- 0 | HOME | 0- 0 | 0- 0 | 7- 2 | | | | |
| 0- 11 | 0- 0 | 0- 0 | AWAY | 0- 0 | 0- 0 | 0- 1 | | | | |
| 1- 0 | 0- 0 | 0- 0 | NEUTRAL | 0- 0 | 0- 0 | 1- 0 | | | | |
| 5- 7 | 0- 2 | 0- 0 | NON-CONFERENCE | 0- 2 | 0- 1 | 5- 2 | | | | |
| 4- 0 | 0- 0 | 0- 0 | HOME | 0- 0 | 0- 0 | 4- 0 | | | | |
| 0- 7 | 0- 2 | 0- 0 | AWAY | 0- 2 | 0- 1 | 0- 2 | | | | |
| 1- 0 | 0- 0 | 0- 0 | NEUTRAL | 0- 0 | 0- 0 | 1- 0 | | | | |
| 3- 6 | 0- 0 | 0- 0 | CONFERENCE | 0- 0 | 0- 0 | 3- 6 | | | | |
| 3- 2 | 0- 0 | 0- 0 | HOME | 0- 0 | 0- 0 | 3- 2 | | | | |
| 0- 4 | 0- 0 | 0- 0 | AWAY | 0- 0 | 0- 0 | 0- 4 | | | | |
| 0- 0 | 0- 0 | 0- 0 | NEUTRAL | 0- 0 | 0- 0 | 0- 0 | | | | |

| RPI 1-25 | | | | RPI 26-50 | | | | RPI 51-100 | | | | RPI 101+ Team's RPI: 287 | | | |
|---------------------------|---|------------------|-------|-----------|---|----------------|-------|------------|---|------------|-------|--------------------------|---|------------------|-------|
| RPI | S | Opponent | Score | RPI | S | Opponent | Score | RPI | S | Opponent | Score | RPI | S | Opponent | Score |
| 17 | A | DePaul | 62 94 | | | | | 61 | A | Texas Tech | 43 85 | 108 | A | SMU | 54 61 |
| 19 | A | Texas A&M | 62 90 | | | | | 90 | A | SFA | 64 88 | 153 | A | Rice | 57 68 |
| | | | | | | | | | | | | 197 | H | Alabama St. | 61 75 |
| | | | | | | | | | | | | 205 | H | Texas St. | 64 60 |
| | | | | | | | | | | | | 209 | H | Texas Southern | 62 70 |
| | | | | | | | | | | | | 222 | A | Southern U. | 72 86 |
| | | | | | | | | | | | | 223 | N | Marshall | 78 68 |
| | | | | | | | | | | | | 256 | H | Bethune-Cookman | 66 64 |
| | | | | | | | | | | | | 259 | A | UTRGV | 74 82 |
| | | | | | | | | | | | | 266 | H | Grambling | 51 49 |
| | | | | | | | | | | | | 281 | A | Mississippi Val. | 55 64 |
| | | | | | | | | | | | | 299 | A | Alcorn | 55 62 |
| | | | | | | | | | | | | 307 | H | Nicholls St. | 69 67 |
| | | | | | | | | | | | | 316 | A | Ark.-Pine Bluff | 47 64 |
| | | | | | | | | | | | | 346 | H | Sam Houston St. | 75 65 |
| | | | | | | | | | | | | 347 | H | Jackson St. | 73 63 |
| | | | | | | | | | | | | 349 | H | Alabama A&M | 71 47 |
| LAST 12 Division I GAMES: | | | | | | | | | | | | | | | |
| 197 | H | Alabama St. | 61 75 | 209 | H | Texas Southern | 62 70 | | | | | | | | |
| 349 | H | Alabama A&M | 71 47 | 299 | A | Alcorn | 55 62 | | | | | | | | |
| 316 | A | Ark.-Pine Bluff | 47 64 | 222 | A | Southern U. | 72 86 | | | | | | | | |
| 281 | A | Mississippi Val. | 55 64 | 19 | A | Texas A&M | 62 90 | | | | | | | | |
| 266 | H | Grambling | 51 49 | 90 | A | SFA | 64 88 | | | | | | | | |
| 347 | H | Jackson St. | 73 63 | 205 | H | Texas St. | 64 60 | | | | | | | | |

Non-Div I Games:

Prairie View

Presbyterian

Through Games Of Feb. 1, 2017

| | | | | | | | | | | |
|-------------------|----------|-----------|----------------|------------|-------------|---------------|------|------|-------|-----------|
| Average RPI Win: | 278 | WON-LOST | WINNING | LAST 10 | STRENGTH OF | OPP. STRENGTH | TEAM | ADJ. | CONF. | ADJ CONF. |
| Average RPI Loss: | 161 | RECORD | PCT. RANK | GAMES | SCHEDULE | OF SCHEDULE | RPI | RPI | RPI | RPI |
| DIV. I ONLY | 7- 13 | 255 | 5- 5 | 191 | 309 | 242 | 242 | 28 | 28 | |
| DIV. I NON-CONF. | 2- 9 | 293 | 1- 2 | 86 | 252 | 220 | 220 | 28 | 28 | |
| TOTALS | RPI 1-25 | RPI 26-50 | W-L RECORDS | RPI 51-100 | RPI 101-150 | RPI 150+ | | | | |
| 7- 13 | 0- 0 | 0- 1 | OVERALL | 0- 4 | 1- 2 | 6- 6 | | | | |
| 3- 5 | 0- 0 | 0- 0 | HOME | 0- 1 | 1- 1 | 2- 3 | | | | |
| 4- 7 | 0- 0 | 0- 1 | AWAY | 0- 3 | 0- 1 | 4- 2 | | | | |
| 0- 1 | 0- 0 | 0- 0 | NEUTRAL | 0- 0 | 0- 0 | 0- 1 | | | | |
| 2- 9 | 0- 0 | 0- 1 | NON-CONFERENCE | 0- 4 | 0- 2 | 2- 2 | | | | |
| 0- 3 | 0- 0 | 0- 0 | HOME | 0- 1 | 0- 1 | 0- 1 | | | | |
| 2- 5 | 0- 0 | 0- 1 | AWAY | 0- 3 | 0- 1 | 2- 0 | | | | |
| 0- 1 | 0- 0 | 0- 0 | NEUTRAL | 0- 0 | 0- 0 | 0- 1 | | | | |
| 5- 4 | 0- 0 | 0- 0 | CONFERENCE | 0- 0 | 1- 0 | 4- 4 | | | | |
| 3- 2 | 0- 0 | 0- 0 | HOME | 0- 0 | 1- 0 | 2- 2 | | | | |
| 2- 2 | 0- 0 | 0- 0 | AWAY | 0- 0 | 0- 0 | 2- 2 | | | | |
| 0- 0 | 0- 0 | 0- 0 | NEUTRAL | 0- 0 | 0- 0 | 0- 0 | | | | |

| RPI 1-25 | | | | RPI 26-50 | | | | RPI 51-100 | | | | RPI 101+ | | | | Team's RPI: 242 | |
|---------------------------|---|----------|-------|-----------|---|----------------|-------|------------|---|--------------|-------|----------|---|----------------|-------|-----------------|--|
| RPI | S | Opponent | Score | RPI | S | Opponent | Score | RPI | S | Opponent | Score | RPI | S | Opponent | Score | | |
| | | | | 41 | A | Virginia Tech | 36 67 | 52 | A | Indiana | 37 71 | 102 | H | Chattanooga | 48 56 | | |
| | | | | | | | | 78 | A | Charlotte | 63 71 | 106 | A | East Carolina | 46 54 | | |
| | | | | | | | | 81 | H | Belmont | 58 83 | 121 | H | Radford | 58 54 | | |
| | | | | | | | | 97 | A | Gonzaga | 39 79 | 208 | H | UNC Asheville | 60 67 | | |
| | | | | | | | | | | | | 209 | N | Texas Southern | 62 74 | | |
| | | | | | | | | | | | | 228 | H | Campbell | 39 49 | | |
| | | | | | | | | | | | | 253 | A | UNCG | 69 62 | | |
| | | | | | | | | | | | | 277 | A | Liberty | 60 68 | | |
| | | | | | | | | | | | | 278 | A | Gardner-Webb | 56 55 | | |
| | | | | | | | | | | | | 289 | H | Charleston So. | 50 48 | | |
| | | | | | | | | | | | | 297 | H | USC Upstate | 48 55 | | |
| | | | | | | | | | | | | 311 | A | High Point | 60 87 | | |
| | | | | | | | | | | | | 326 | A | Winthrop | 78 39 | | |
| | | | | | | | | | | | | 335 | H | Longwood | 65 55 | | |
| | | | | | | | | | | | | 341 | A | N.C. Central | 72 63 | | |
| LAST 12 Division I GAMES: | | | | | | | | | | | | | | | | | |
| | | | | 121 | H | Radford | 58 54 | 277 | A | Liberty | 60 68 | | | | | | |
| | | | | 311 | A | High Point | 60 87 | 278 | A | Gardner-Webb | 56 55 | | | | | | |
| | | | | 208 | H | UNC Asheville | 60 67 | 335 | H | Longwood | 65 55 | | | | | | |
| | | | | 326 | A | Winthrop | 78 39 | 102 | H | Chattanooga | 48 56 | | | | | | |
| | | | | 289 | H | Charleston So. | 50 48 | 81 | H | Belmont | 58 83 | | | | | | |
| | | | | 228 | H | Campbell | 39 49 | 341 | A | N.C. Central | 72 63 | | | | | | |

Non-Div I Games:

Presbyterian

Loss, Non-Conf, S Site, H Home A Away N Neutral

| | | | | | | | | | | |
|-------------------|----------|-----------|----------------|------------|-------------|---------------|------|------|-------|-----------|
| Average RPI Win: | 242 | WON-LOST | WINNING | LAST 10 | STRENGTH OF | OPP. STRENGTH | TEAM | ADJ. | CONF. | ADJ CONF. |
| Average RPI Loss: | 101 | RECORD | PCT. RANK | GAMES | SCHEDULE | OF SCHEDULE | RPI | RPI | RPI | RPI |
| DIV. I ONLY | 7- 9 | 210 | 5- 5 | 182 | 122 | 207 | 207 | 9 | 9 | |
| DIV. I NON-CONF. | 6- 7 | 182 | 6- 3 | 238 | 77 | 195 | 195 | 10 | 10 | |
| TOTALS | RPI 1-25 | RPI 26-50 | W-L RECORDS | RPI 51-100 | RPI 101-150 | RPI 150+ | | | | |
| 7- 9 | 0- 1 | 0- 0 | OVERALL | 0- 3 | 1- 4 | 6- 1 | | | | |
| 5- 4 | 0- 0 | 0- 0 | HOME | 0- 1 | 1- 2 | 4- 1 | | | | |
| 2- 5 | 0- 1 | 0- 0 | AWAY | 0- 2 | 0- 2 | 2- 0 | | | | |
| 0- 0 | 0- 0 | 0- 0 | NEUTRAL | 0- 0 | 0- 0 | 0- 0 | | | | |
| 6- 7 | 0- 1 | 0- 0 | NON-CONFERENCE | 0- 3 | 0- 3 | 6- 0 | | | | |
| 4- 2 | 0- 0 | 0- 0 | HOME | 0- 1 | 0- 1 | 4- 0 | | | | |
| 2- 5 | 0- 1 | 0- 0 | AWAY | 0- 2 | 0- 2 | 2- 0 | | | | |
| 0- 0 | 0- 0 | 0- 0 | NEUTRAL | 0- 0 | 0- 0 | 0- 0 | | | | |
| 1- 2 | 0- 0 | 0- 0 | CONFERENCE | 0- 0 | 1- 1 | 0- 1 | | | | |
| 1- 2 | 0- 0 | 0- 0 | HOME | 0- 0 | 1- 1 | 0- 1 | | | | |
| 0- 0 | 0- 0 | 0- 0 | AWAY | 0- 0 | 0- 0 | 0- 0 | | | | |
| 0- 0 | 0- 0 | 0- 0 | NEUTRAL | 0- 0 | 0- 0 | 0- 0 | | | | |

| RPI 1-25 | | | | RPI 26-50 | | | | RPI 51-100 | | | | RPI 101+ Team's RPI: 207 | | | |
|---------------------------|---|--------------|--------|-----------|---|------------|-------|------------|---|-------------------|-------|--------------------------|---|------------|--------|
| RPI | S | Opponent | Score | RPI | S | Opponent | Score | RPI | S | Opponent | Score | RPI | S | Opponent | Score |
| 16 | A | Kansas St. | 42 60 | | | | | 53 | A | Georgia Tech | 51 67 | 110 | A | Delaware | 62 66 |
| | | | | | | | | 70 | A | George Washington | 45 56 | 122 | A | Fordham | 55 57 |
| | | | | | | | | 74 | H | Dayton | 56 62 | 132 | H | Rider | 62 70 |
| | | | | | | | | | | | | 133 | H | Yale | 74 62 |
| | | | | | | | | | | | | 150 | H | Penn | 57 62 |
| | | | | | | | | | | | | 180 | H | Seton Hall | 94 67 |
| | | | | | | | | | | | | 182 | H | Rutgers | 64 34 |
| | | | | | | | | | | | | 185 | H | Brown | 88 98 |
| | | | | | | | | | | | | 250 | A | UMBC | 69 58 |
| | | | | | | | | | | | | 285 | A | Lipscomb | 71 43 |
| | | | | | | | | | | | | 323 | H | Lafayette | 65 27 |
| | | | | | | | | | | | | 344 | H | Wagner | 107 44 |
| LAST 12 Division I GAMES: | | | | | | | | | | | | | | | |
| 133 | H | Yale | 74 62 | 16 | A | Kansas St. | 42 60 | 122 | A | Fordham | 55 57 | | | | |
| 185 | H | Brown | 88 98 | 323 | H | Lafayette | 65 27 | 180 | H | Seton Hall | 94 67 | | | | |
| 150 | H | Penn | 57 62 | 250 | A | UMBC | 69 58 | | | | | | | | |
| 285 | A | Lipscomb | 71 43 | 182 | H | Rutgers | 64 34 | | | | | | | | |
| 53 | A | Georgia Tech | 51 67 | | | | | | | | | | | | |
| 344 | H | Wagner | 107 44 | | | | | | | | | | | | |

Non-Div I Games:

Princeton

■ Loss,
■ Non-Conf, S Site,
■ Home
■ Away
N Neutral

Providence

Through Games Of Feb. 1, 2017

| | | | | | | | | | | |
|-------------------|----------|-----------|----------------|------------|-------------|---------------|------|------|-------|-----------|
| Average RPI Win: | 210 | WON-LOST | WINNING | LAST 10 | STRENGTH OF | OPP. STRENGTH | TEAM | ADJ. | CONF. | ADJ CONF. |
| Average RPI Loss: | 95 | RECORD | PCT. RANK | GAMES | SCHEDULE | OF SCHEDULE | RPI | RPI | RPI | RPI |
| DIV. I ONLY | 10- 12 | 200 | 2- 8 | 121 | 91 | 152 | 152 | 7 | 7 | |
| DIV. I NON-CONF. | 8- 3 | 67 | 1- 0 | 265 | 277 | 103 | 103 | 7 | 7 | |
| TOTALS | RPI 1-25 | RPI 26-50 | W-L RECORDS | RPI 51-100 | RPI 101-150 | RPI 150+ | | | | |
| 10- 12 | 0- 2 | 1- 3 | OVERALL | 0- 2 | 1- 1 | 8- 4 | | | | |
| 5- 5 | 0- 1 | 1- 2 | HOME | 0- 1 | 0- 0 | 4- 1 | | | | |
| 3- 7 | 0- 1 | 0- 1 | AWAY | 0- 1 | 1- 1 | 2- 3 | | | | |
| 2- 0 | 0- 0 | 0- 0 | NEUTRAL | 0- 0 | 0- 0 | 2- 0 | | | | |
| 8- 3 | 0- 0 | 0- 0 | NON-CONFERENCE | 0- 0 | 1- 1 | 7- 2 | | | | |
| 3- 0 | 0- 0 | 0- 0 | HOME | 0- 0 | 0- 0 | 3- 0 | | | | |
| 3- 3 | 0- 0 | 0- 0 | AWAY | 0- 0 | 1- 1 | 2- 2 | | | | |
| 2- 0 | 0- 0 | 0- 0 | NEUTRAL | 0- 0 | 0- 0 | 2- 0 | | | | |
| 2- 9 | 0- 2 | 1- 3 | CONFERENCE | 0- 2 | 0- 0 | 1- 2 | | | | |
| 2- 5 | 0- 1 | 1- 2 | HOME | 0- 1 | 0- 0 | 1- 1 | | | | |
| 0- 4 | 0- 1 | 0- 1 | AWAY | 0- 1 | 0- 0 | 0- 1 | | | | |
| 0- 0 | 0- 0 | 0- 0 | NEUTRAL | 0- 0 | 0- 0 | 0- 0 | | | | |

| RPI 1-25 | | | | RPI 26-50 | | | | RPI 51-100 | | | | RPI 101+ Team's RPI: 152 | | | |
|---------------------------|---|-----------------|-------|-----------|---|------------|-------|------------|---|-----------------|-------|--------------------------|---|------------------|-------|
| RPI | S | Opponent | Score | RPI | S | Opponent | Score | RPI | S | Opponent | Score | RPI | S | Opponent | Score |
| 17 | A | DePaul | 56 61 | 28 | H | Creighton | 51 58 | 63 | H | Villanova | 59 64 | 129 | A | Hartford | 77 65 |
| 17 | H | DePaul | 55 64 | 40 | A | Marquette | 74 79 | 87 | A | St. John's (NY) | 50 60 | 144 | A | Columbia | 64 66 |
| | | | | 40 | H | Marquette | 66 64 | | | | | 165 | A | Boston College | 53 57 |
| | | | | 42 | H | Georgetown | 39 71 | | | | | 172 | H | Xavier | 51 54 |
| | | | | | | | | | | | | 180 | A | Seton Hall | 43 55 |
| | | | | | | | | | | | | 185 | A | Brown | 70 77 |
| | | | | | | | | | | | | 196 | H | Binghamton | 71 58 |
| | | | | | | | | | | | | 216 | N | Miami (OH) | 75 59 |
| | | | | | | | | | | | | 219 | A | UNCW | 65 49 |
| | | | | | | | | | | | | 224 | H | Butler | 68 51 |
| | | | | | | | | | | | | 237 | A | Monmouth | 62 58 |
| | | | | | | | | | | | | 267 | H | Colgate | 92 85 |
| | | | | | | | | | | | | 283 | H | North Dakota St. | 86 63 |
| | | | | | | | | | | | | 293 | N | Bryant | 62 51 |
| LAST 12 Division I GAMES: | | | | | | | | | | | | | | | |
| 17 | H | DePaul | 55 64 | 63 | H | Villanova | 59 64 | | | | | | | | |
| 40 | H | Marquette | 66 64 | 40 | A | Marquette | 74 79 | | | | | | | | |
| 87 | A | St. John's (NY) | 50 60 | 17 | A | DePaul | 56 61 | | | | | | | | |
| 180 | A | Seton Hall | 43 55 | 224 | H | Butler | 68 51 | | | | | | | | |
| 28 | H | Creighton | 51 58 | 172 | H | Xavier | 51 54 | | | | | | | | |
| 42 | H | Georgetown | 39 71 | 237 | A | Monmouth | 62 58 | | | | | | | | |

Non-Div I Games:

Providence

■ Loss,
 ■ Non-Conf,
 S Site,
 ■ Home
 ■ Away
 N Neutral

| | | | | | | | | | | |
|-------------------|----------|-----------|----------------|------------|-------------|---------------|------|------|-------|-----------|
| Average RPI Win: | 172 | WON-LOST | WINNING | LAST 10 | STRENGTH OF | OPP. STRENGTH | TEAM | ADJ. | CONF. | ADJ CONF. |
| Average RPI Loss: | 72 | RECORD | PCT. RANK | GAMES | SCHEDULE | OF SCHEDULE | RPI | RPI | RPI | RPI |
| DIV. I ONLY | 14- 8 | 104 | 6- 4 | 99 | 74 | 93 | 93 | 6 | 6 | |
| DIV. I NON-CONF. | 9- 5 | 112 | 3- 1 | 187 | 105 | 133 | 133 | 6 | 6 | |
| TOTALS | RPI 1-25 | RPI 26-50 | W-L RECORDS | RPI 51-100 | RPI 101-150 | RPI 150+ | | | | |
| 14- 8 | 0- 1 | 0- 2 | OVERALL | 4- 3 | 2- 1 | 8- 1 | | | | |
| 8- 3 | 0- 0 | 0- 1 | HOME | 3- 1 | 0- 0 | 5- 1 | | | | |
| 4- 3 | 0- 0 | 0- 1 | AWAY | 1- 1 | 2- 1 | 1- 0 | | | | |
| 2- 2 | 0- 1 | 0- 0 | NEUTRAL | 0- 1 | 0- 0 | 2- 0 | | | | |
| 9- 5 | 0- 1 | 0- 0 | NON-CONFERENCE | 1- 2 | 2- 1 | 6- 1 | | | | |
| 5- 2 | 0- 0 | 0- 0 | HOME | 1- 1 | 0- 0 | 4- 1 | | | | |
| 2- 1 | 0- 0 | 0- 0 | AWAY | 0- 0 | 2- 1 | 0- 0 | | | | |
| 2- 2 | 0- 1 | 0- 0 | NEUTRAL | 0- 1 | 0- 0 | 2- 0 | | | | |
| 5- 3 | 0- 0 | 0- 2 | CONFERENCE | 3- 1 | 0- 0 | 2- 0 | | | | |
| 3- 1 | 0- 0 | 0- 1 | HOME | 2- 0 | 0- 0 | 1- 0 | | | | |
| 2- 2 | 0- 0 | 0- 1 | AWAY | 1- 1 | 0- 0 | 1- 0 | | | | |
| 0- 0 | 0- 0 | 0- 0 | NEUTRAL | 0- 0 | 0- 0 | 0- 0 | | | | |

| RPI 1-25 | | | | RPI 26-50 | | | | RPI 51-100 | | | | Team's RPI: 93 | RPI 101+ | | | |
|---------------------------|---|----------|-------|-----------|---|--------------|-------|------------|---|---------------|-------|----------------|----------|---------------|---------------|-------|
| RPI | S | Opponent | Score | RPI | S | Opponent | Score | RPI | S | Opponent | Score | | RPI | S | Opponent | Score |
| 8 | N | Stanford | 69 78 | 29 | H | Ohio St. | 56 61 | 52 | A | Indiana | 60 74 | | 119 | A | Maine | 47 67 |
| | | | | 43 | A | Northwestern | 60 76 | 59 | A | Michigan St. | 76 66 | | 126 | A | Pittsburgh | 67 61 |
| | | | | | | | | 59 | H | Michigan St. | 66 54 | | 128 | A | Ball St. | 58 42 |
| | | | | | | | | 63 | N | Villanova | 44 58 | | 157 | N | Northeastern | 79 54 |
| | | | | | | | | 67 | H | IUPUI | 62 67 | | 164 | H | Nebraska | 88 45 |
| | | | | | | | | 83 | H | Central Mich. | 62 51 | | 171 | N | Wichita St. | 86 49 |
| | | | | | | | | 95 | H | Penn St. | 64 51 | | 198 | H | Southern Ill. | 61 64 |
| | | | | | | | | | | | | | 203 | A | Wisconsin | 79 57 |
| | | | | | | | | | | | | | 261 | H | Eastern Mich. | 77 50 |
| | | | | | | | | | | | | | 267 | H | Colgate | 71 51 |
| | | | | | | | | | | | | | 297 | H | USC Upstate | 71 41 |
| | | | | | | | | | | | | | 341 | H | N.C. Central | 61 27 |
| LAST 12 Division I GAMES: | | | | | | | | | | | | | | | | |
| | | | | 164 | H | Nebraska | 88 45 | | | | | 59 | H | Michigan St. | 66 54 | |
| | | | | 59 | A | Michigan St. | 76 66 | | | | | 43 | A | Northwestern | 60 76 | |
| | | | | 52 | A | Indiana | 60 74 | | | | | 67 | H | IUPUI | 62 67 | |
| | | | | 29 | H | Ohio St. | 56 61 | | | | | 261 | H | Eastern Mich. | 77 50 | |
| | | | | 203 | A | Wisconsin | 79 57 | | | | | 341 | H | N.C. Central | 61 27 | |
| | | | | 95 | H | Penn St. | 64 51 | | | | | 128 | A | Ball St. | 58 42 | |

Non-Div I Games:

Purdue

■ Loss,
 ■ Non-Conf,
 S Site,
 ■ Home
 ■ Away
 N Neutral

Quinnipiac

Through Games Of Feb. 1, 2017

| | | | | | | | | | | |
|-------------------|----------|-----------|----------------|------------|-------------|---------------|------|------|-------|-----------|
| Average RPI Win: | 188 | WON-LOST | WINNING | LAST 10 | STRENGTH OF | OPP. STRENGTH | TEAM | ADJ. | CONF. | ADJ CONF. |
| Average RPI Loss: | 98 | RECORD | PCT. RANK | GAMES | SCHEDULE | OF SCHEDULE | RPI | RPI | RPI | RPI |
| DIV. I ONLY | 17- 5 | 30 | 8- 2 | 115 | 154 | 46 | 46 | 17 | 17 | |
| DIV. I NON-CONF. | 7- 3 | 83 | 1- 1 | 8 | 107 | 17 | 17 | 17 | 17 | |
| TOTALS | RPI 1-25 | RPI 26-50 | W-L RECORDS | RPI 51-100 | RPI 101-150 | RPI 150+ | | | | |
| 17- 5 | 0- 1 | 0- 1 | OVERALL | 3- 1 | 3- 0 | 11- 2 | | | | |
| 8- 1 | 0- 0 | 0- 0 | HOME | 1- 1 | 1- 0 | 6- 0 | | | | |
| 7- 3 | 0- 0 | 0- 0 | AWAY | 1- 0 | 2- 0 | 4- 1 | | | | |
| 2- 1 | 0- 1 | 0- 0 | NEUTRAL | 1- 0 | 0- 0 | 1- 0 | | | | |
| 7- 3 | 0- 1 | 0- 1 | NON-CONFERENCE | 3- 1 | 1- 0 | 3- 0 | | | | |
| 2- 1 | 0- 0 | 0- 0 | HOME | 1- 1 | 0- 0 | 1- 0 | | | | |
| 3- 1 | 0- 0 | 0- 1 | AWAY | 1- 0 | 1- 0 | 1- 0 | | | | |
| 2- 1 | 0- 1 | 0- 0 | NEUTRAL | 1- 0 | 0- 0 | 1- 0 | | | | |
| 10- 2 | 0- 0 | 0- 0 | CONFERENCE | 0- 0 | 2- 0 | 8- 2 | | | | |
| 6- 0 | 0- 0 | 0- 0 | HOME | 0- 0 | 1- 0 | 5- 0 | | | | |
| 4- 2 | 0- 0 | 0- 0 | AWAY | 0- 0 | 1- 0 | 3- 2 | | | | |
| 0- 0 | 0- 0 | 0- 0 | NEUTRAL | 0- 0 | 0- 0 | 0- 0 | | | | |

| RPI 1-25 | | | | RPI 26-50 | | | | Team's RPI: 46 | | RPI 51-100 | | | | RPI 101+ | | | |
|---------------------------|---|------------|-------|-----------|---|----------------|-------|----------------|---|----------------|-------|-----|---|----------------|-------|--|--|
| RPI | S | Opponent | Score | RPI | S | Opponent | Score | RPI | S | Opponent | Score | RPI | S | Opponent | Score | | |
| 7 | N | Oregon St. | 60 75 | 33 | A | Temple | 68 71 | 59 | H | Michigan St. | 54 71 | 129 | A | Hartford | 82 59 | | |
| | | | | | | | | 74 | A | Dayton | 63 60 | 132 | A | Rider | 91 79 | | |
| | | | | | | | | 82 | N | Long Beach St. | 63 60 | 132 | H | Rider | 79 53 | | |
| | | | | | | | | 89 | H | FGCU | 66 56 | 154 | A | Iona | 44 58 | | |
| | | | | | | | | | | | | 157 | H | Northeastern | 76 59 | | |
| | | | | | | | | | | | | 176 | N | New Mexico St. | 49 46 | | |
| | | | | | | | | | | | | 186 | H | Fairfield | 60 55 | | |
| | | | | | | | | | | | | 193 | H | Siena | 73 47 | | |
| | | | | | | | | | | | | 218 | A | Niagara | 71 64 | | |
| | | | | | | | | | | | | 218 | H | Niagara | 61 45 | | |
| | | | | | | | | | | | | 237 | A | Monmouth | 58 61 | | |
| | | | | | | | | | | | | 243 | A | Canisius | 64 53 | | |
| | | | | | | | | | | | | 244 | H | Manhattan | 81 38 | | |
| | | | | | | | | | | | | 306 | A | Saint Peter's | 84 51 | | |
| | | | | | | | | | | | | 306 | H | Saint Peter's | 82 47 | | |
| | | | | | | | | | | | | 315 | A | Holy Cross | 78 55 | | |
| LAST 12 Division I GAMES: | | | | | | | | | | | | | | | | | |
| 154 | A | Iona | 44 58 | 243 | A | Canisius | 64 53 | | | | | | | | | | |
| 218 | H | Niagara | 61 45 | 218 | A | Niagara | 71 64 | | | | | | | | | | |
| 132 | H | Rider | 79 53 | 306 | H | Saint Peter's | 82 47 | | | | | | | | | | |
| 237 | A | Monmouth | 58 61 | 132 | A | Rider | 91 79 | | | | | | | | | | |
| 186 | H | Fairfield | 60 55 | 82 | N | Long Beach St. | 63 60 | | | | | | | | | | |
| 244 | H | Manhattan | 81 38 | 7 | N | Oregon St. | 60 75 | | | | | | | | | | |

Non-Div I Games:

Quinnipiac

Loss, Non-Conf, S Site, H Home A Away N Neutral

| | | | | | | | | | | |
|-------------------|----------|-----------|----------------|------------|-------------|---------------|------|------|-------|-----------|
| Average RPI Win: | 255 | WON-LOST | WINNING | LAST 10 | STRENGTH OF | OPP. STRENGTH | TEAM | ADJ. | CONF. | ADJ CONF. |
| Average RPI Loss: | 146 | RECORD | PCT. RANK | GAMES | SCHEDULE | OF SCHEDULE | RPI | RPI | RPI | RPI |
| DIV. I ONLY | 13- 5 | 54 | 7- 2 | 313 | 209 | 121 | 121 | 28 | 28 | |
| DIV. I NON-CONF. | 6- 3 | 97 | 0- 2 | 249 | 36 | 84 | 84 | 28 | 28 | |
| TOTALS | RPI 1-25 | RPI 26-50 | W-L RECORDS | RPI 51-100 | RPI 101-150 | RPI 150+ | | | | |
| 13- 5 | 0- 1 | 1- 1 | OVERALL | 0- 0 | 0- 1 | 12- 2 | | | | |
| 6- 0 | 0- 0 | 0- 0 | HOME | 0- 0 | 0- 0 | 6- 0 | | | | |
| 7- 5 | 0- 0 | 1- 1 | AWAY | 0- 0 | 0- 0 | 6- 0 | | | | |
| 0- 0 | 0- 0 | 0- 0 | NEUTRAL | 0- 0 | 0- 0 | 0- 0 | | | | |
| 6- 3 | 0- 1 | 1- 1 | NON-CONFERENCE | 0- 0 | 0- 1 | 5- 0 | | | | |
| 2- 0 | 0- 0 | 0- 0 | HOME | 0- 0 | 0- 0 | 2- 0 | | | | |
| 4- 3 | 0- 1 | 1- 1 | AWAY | 0- 0 | 0- 1 | 3- 0 | | | | |
| 0- 0 | 0- 0 | 0- 0 | NEUTRAL | 0- 0 | 0- 0 | 0- 0 | | | | |
| 7- 2 | 0- 0 | 0- 0 | CONFERENCE | 0- 0 | 0- 0 | 7- 2 | | | | |
| 4- 0 | 0- 0 | 0- 0 | HOME | 0- 0 | 0- 0 | 4- 0 | | | | |
| 3- 2 | 0- 0 | 0- 0 | AWAY | 0- 0 | 0- 0 | 3- 2 | | | | |
| 0- 0 | 0- 0 | 0- 0 | NEUTRAL | 0- 0 | 0- 0 | 0- 0 | | | | |

| RPI 1-25 | | | | RPI 26-50 | | | | RPI 51-100 | | | | RPI 101+ Team's RPI: 121 | | | |
|---------------------------|---|----------------|-------|-----------|---|---------------|-------|------------|---|----------|-------|--------------------------|---|-----------------|-------|
| RPI | S | Opponent | Score | RPI | S | Opponent | Score | RPI | S | Opponent | Score | RPI | S | Opponent | Score |
| 15 | A | Kentucky | 36 59 | 41 | A | Virginia Tech | 52 71 | | | | | 143 | A | George Mason | 56 70 |
| | | | | 49 | A | Wake Forest | 68 60 | | | | | 190 | A | Appalachian St. | 57 54 |
| | | | | | | | | | | | | 208 | A | UNC Asheville | 64 62 |
| | | | | | | | | | | | | 228 | A | Campbell | 61 42 |
| | | | | | | | | | | | | 242 | A | Presbyterian | 54 58 |
| | | | | | | | | | | | | 253 | A | UNCG | 70 54 |
| | | | | | | | | | | | | 262 | H | Tennessee Tech | 79 46 |
| | | | | | | | | | | | | 277 | H | Liberty | 76 68 |
| | | | | | | | | | | | | 278 | H | Gardner-Webb | 67 57 |
| | | | | | | | | | | | | 289 | A | Charleston So. | 45 57 |
| | | | | | | | | | | | | 292 | A | Davidson | 44 40 |
| | | | | | | | | | | | | 303 | H | Western Caro. | 67 39 |
| | | | | | | | | | | | | 311 | H | High Point | 59 56 |
| | | | | | | | | | | | | 326 | A | Winthrop | 60 50 |
| | | | | | | | | | | | | 335 | H | Longwood | 73 55 |
| LAST 12 Division I GAMES: | | | | | | | | | | | | | | | |
| 242 | A | Presbyterian | 54 58 | 228 | A | Campbell | 61 42 | | | | | | | | |
| 208 | A | UNC Asheville | 64 62 | 326 | A | Winthrop | 60 50 | | | | | | | | |
| 277 | H | Liberty | 76 68 | 278 | H | Gardner-Webb | 67 57 | | | | | | | | |
| 289 | A | Charleston So. | 45 57 | 41 | A | Virginia Tech | 52 71 | | | | | | | | |
| 311 | H | High Point | 59 56 | 15 | A | Kentucky | 36 59 | | | | | | | | |
| 335 | H | Longwood | 73 55 | 49 | A | Wake Forest | 68 60 | | | | | | | | |

Non-Div I Games: Concord 78 51 Davis & Elkins 67 57

Radford

Loss, Non-Conf, S Site, H Home A Away N Neutral

Rhode Island

Through Games Of Feb. 1, 2017

| Average RPI Win: | 247 | WON-LOST | WINNING | LAST 10 | STRENGTH OF | OPP. STRENGTH | TEAM | ADJ. | CONF. | ADJ CONF. |
|-------------------|----------|-----------|----------------|------------|-------------|---------------|------|------|-------|-----------|
| Average RPI Loss: | 155 | RECORD | PCT. RANK | GAMES | SCHEDULE | OF SCHEDULE | RPI | RPI | RPI | RPI |
| DIV. I ONLY | 4- 18 | 318 | 0- 10 | 156 | 219 | 294 | 294 | 12 | 12 | |
| DIV. I NON-CONF. | 4- 8 | 230 | 0- 2 | 217 | 220 | 244 | 244 | 13 | 13 | |
| TOTALS | RPI 1-25 | RPI 26-50 | W-L RECORDS | RPI 51-100 | RPI 101-150 | RPI 150+ | | | | |
| 4- 18 | 0- 0 | 0- 1 | OVERALL | 0- 3 | 0- 6 | 4- 8 | | | | |
| 2- 8 | 0- 0 | 0- 0 | HOME | 0- 1 | 0- 4 | 2- 3 | | | | |
| 2- 9 | 0- 0 | 0- 1 | AWAY | 0- 2 | 0- 2 | 2- 4 | | | | |
| 0- 1 | 0- 0 | 0- 0 | NEUTRAL | 0- 0 | 0- 0 | 0- 1 | | | | |
| 4- 8 | 0- 0 | 0- 1 | NON-CONFERENCE | 0- 2 | 0- 2 | 4- 3 | | | | |
| 2- 3 | 0- 0 | 0- 0 | HOME | 0- 1 | 0- 1 | 2- 1 | | | | |
| 2- 4 | 0- 0 | 0- 1 | AWAY | 0- 1 | 0- 1 | 2- 1 | | | | |
| 0- 1 | 0- 0 | 0- 0 | NEUTRAL | 0- 0 | 0- 0 | 0- 1 | | | | |
| 0- 10 | 0- 0 | 0- 0 | CONFERENCE | 0- 1 | 0- 4 | 0- 5 | | | | |
| 0- 5 | 0- 0 | 0- 0 | HOME | 0- 0 | 0- 3 | 0- 2 | | | | |
| 0- 5 | 0- 0 | 0- 0 | AWAY | 0- 1 | 0- 1 | 0- 3 | | | | |
| 0- 0 | 0- 0 | 0- 0 | NEUTRAL | 0- 0 | 0- 0 | 0- 0 | | | | |

| RPI | S | Opponent | Score | RPI | S | Opponent | Score | RPI | S | Opponent | Score | RPI | S | Opponent | Score | Team's RPI: 294 |
|---------------------------|---|----------------|-------|-----|-----|----------|-----------------|-----|----|----------|-------|-----------------|----|----------|-------|-----------------|
| 36 | A | Syracuse | 49 | 95 | 59 | H | Michigan St. | 48 | 85 | 111 | H | Saint Louis | 50 | 68 | | |
| | | | | | 74 | A | Dayton | 51 | 81 | 122 | H | Fordham | 69 | 74 | | |
| | | | | | 92 | A | Toledo | 50 | 65 | 123 | A | VCU | 57 | 68 | | |
| | | | | | | | | | | 134 | H | Saint Joseph's | 49 | 75 | | |
| | | | | | | | | | | 136 | A | Kansas | 36 | 72 | | |
| | | | | | | | | | | 150 | H | Penn | 43 | 75 | | |
| | | | | | | | | | | 158 | A | La Salle | 51 | 70 | | |
| | | | | | | | | | | 158 | H | La Salle | 49 | 58 | | |
| | | | | | | | | | | 185 | A | Brown | 65 | 76 | | |
| | | | | | | | | | | 186 | A | Fairfield | 72 | 65 | | |
| | | | | | | | | | | 206 | H | Dartmouth | 52 | 62 | | |
| | | | | | | | | | | 225 | A | St. Bonaventure | 69 | 78 | | |
| | | | | | | | | | | 226 | H | Samford | 78 | 63 | | |
| | | | | | | | | | | 240 | H | Marist | 82 | 61 | | |
| | | | | | | | | | | 246 | H | Richmond | 53 | 58 | | |
| | | | | | | | | | | 275 | A | Massachusetts | 67 | 68 | | |
| | | | | | | | | | | 293 | N | Bryant | 56 | 62 | | |
| | | | | | | | | | | 337 | A | UMass Lowell | 64 | 57 | | |
| LAST 12 Division I GAMES: | | | | | | | | | | | | | | | | |
| 158 | H | La Salle | 49 | 58 | 158 | A | La Salle | 51 | 70 | | | | | | | |
| 74 | A | Dayton | 51 | 81 | 275 | A | Massachusetts | 67 | 68 | | | | | | | |
| 134 | H | Saint Joseph's | 49 | 75 | 122 | H | Fordham | 69 | 74 | | | | | | | |
| 111 | H | Saint Louis | 50 | 68 | 225 | A | St. Bonaventure | 69 | 78 | | | | | | | |
| 123 | A | VCU | 57 | 68 | 206 | H | Dartmouth | 52 | 62 | | | | | | | |
| 246 | H | Richmond | 53 | 58 | 136 | A | Kansas | 36 | 72 | | | | | | | |

Non-Div I Games:

Rhode Island

■ Loss,
■ Non-Conf,
■ S Site,
■ H Home
■ A Away
N Neutral

| | | | | | | | | | | |
|-------------------|----------|-----------|----------------|------------|-------------|---------------|------|------|-------|-----------|
| Average RPI Win: | 252 | WON-LOST | WINNING | LAST 10 | STRENGTH OF | OPP. STRENGTH | TEAM | ADJ. | CONF. | ADJ CONF. |
| Average RPI Loss: | 107 | RECORD | PCT. RANK | GAMES | SCHEDULE | OF SCHEDULE | RPI | RPI | RPI | RPI |
| DIV. I ONLY | 11- 8 | 133 | 3- 6 | 237 | 193 | 153 | 153 | 15 | 15 | |
| DIV. I NON-CONF. | 8- 2 | 49 | 2- 0 | 326 | 307 | 130 | 130 | 16 | 16 | |
| TOTALS | RPI 1-25 | RPI 26-50 | W-L RECORDS | RPI 51-100 | RPI 101-150 | RPI 150+ | | | | |
| 11- 8 | 0- 1 | 0- 1 | OVERALL | 1- 2 | 1- 2 | 9- 2 | | | | |
| 5- 3 | 0- 0 | 0- 0 | HOME | 0- 1 | 1- 1 | 4- 1 | | | | |
| 6- 5 | 0- 1 | 0- 1 | AWAY | 1- 1 | 0- 1 | 5- 1 | | | | |
| 0- 0 | 0- 0 | 0- 0 | NEUTRAL | 0- 0 | 0- 0 | 0- 0 | | | | |
| 8- 2 | 0- 1 | 0- 1 | NON-CONFERENCE | 0- 0 | 0- 0 | 8- 0 | | | | |
| 4- 0 | 0- 0 | 0- 0 | HOME | 0- 0 | 0- 0 | 4- 0 | | | | |
| 4- 2 | 0- 1 | 0- 1 | AWAY | 0- 0 | 0- 0 | 4- 0 | | | | |
| 0- 0 | 0- 0 | 0- 0 | NEUTRAL | 0- 0 | 0- 0 | 0- 0 | | | | |
| 3- 6 | 0- 0 | 0- 0 | CONFERENCE | 1- 2 | 1- 2 | 1- 2 | | | | |
| 1- 3 | 0- 0 | 0- 0 | HOME | 0- 1 | 1- 1 | 0- 1 | | | | |
| 2- 3 | 0- 0 | 0- 0 | AWAY | 1- 1 | 0- 1 | 1- 1 | | | | |
| 0- 0 | 0- 0 | 0- 0 | NEUTRAL | 0- 0 | 0- 0 | 0- 0 | | | | |

| RPI 1-25 | | | | RPI 26-50 | | | | RPI 51-100 | | | | RPI 101+ | | | | Team's RPI: 153 |
|---------------------------|---|----------------|-------|-----------|---|--------------------|-------|------------|---|--------------|-------|----------|---|--------------------|-------|-----------------|
| RPI | S | Opponent | Score | RPI | S | Opponent | Score | RPI | S | Opponent | Score | RPI | S | Opponent | Score | |
| 25 | A | LSU | 55 66 | 47 | A | Oklahoma St. | 51 65 | 78 | A | Charlotte | 55 52 | 130 | H | Southern Miss. | 76 68 | |
| | | | | | | | | 78 | H | Charlotte | 51 69 | 131 | A | Old Dominion | 66 81 | |
| | | | | | | | | 88 | A | Middle Tenn. | 61 71 | 131 | H | Old Dominion | 47 59 | |
| | | | | | | | | | | | | 168 | H | Louisiana Tech | 67 70 | |
| | | | | | | | | | | | | 189 | A | UAB | 61 62 | |
| | | | | | | | | | | | | 209 | A | Texas Southern | 52 49 | |
| | | | | | | | | | | | | 214 | H | Grand Canyon | 64 50 | |
| | | | | | | | | | | | | 220 | A | North Texas | 51 49 | |
| | | | | | | | | | | | | 287 | H | Prairie View | 68 57 | |
| | | | | | | | | | | | | 288 | H | A&M-Corpus Christi | 70 36 | |
| | | | | | | | | | | | | 329 | A | La.-Monroe | 93 50 | |
| | | | | | | | | | | | | 334 | A | Houston Baptist | 79 53 | |
| | | | | | | | | | | | | 336 | A | Incarnate Word | 60 43 | |
| | | | | | | | | | | | | 346 | H | Sam Houston St. | 77 51 | |
| LAST 12 Division I GAMES: | | | | | | | | | | | | | | | | |
| 78 | A | Charlotte | 55 52 | 88 | A | Middle Tenn. | 61 71 | | | | | | | | | |
| 131 | A | Old Dominion | 66 81 | 78 | H | Charlotte | 51 69 | | | | | | | | | |
| 130 | H | Southern Miss. | 76 68 | 131 | H | Old Dominion | 47 59 | | | | | | | | | |
| 168 | H | Louisiana Tech | 67 70 | 329 | A | La.-Monroe | 93 50 | | | | | | | | | |
| 220 | A | North Texas | 51 49 | 288 | H | A&M-Corpus Christi | 70 36 | | | | | | | | | |
| 189 | A | UAB | 61 62 | 209 | A | Texas Southern | 52 49 | | | | | | | | | |

Non-Div I Games: Huston-Tillotson 96 62

Rice

■ Loss,
 ■ Non-Conf, S Site,
 ■ Home
 ■ Away
 N Neutral

| | | | | | | | | | | |
|-------------------|----------|-----------|----------------|------------|-------------|---------------|------|------|-------|-----------|
| Average RPI Win: | 267 | WON-LOST | WINNING | LAST 10 | STRENGTH OF | OPP. STRENGTH | TEAM | ADJ. | CONF. | ADJ CONF. |
| Average RPI Loss: | 132 | RECORD | PCT. RANK | GAMES | SCHEDULE | OF SCHEDULE | RPI | RPI | RPI | RPI |
| DIV. I ONLY | 10- 13 | 213 | 4- 6 | 276 | 200 | 246 | 246 | 12 | 12 | |
| DIV. I NON-CONF. | 6- 7 | 182 | 2- 0 | 290 | 303 | 255 | 255 | 13 | 13 | |
| TOTALS | RPI 1-25 | RPI 26-50 | W-L RECORDS | RPI 51-100 | RPI 101-150 | RPI 150+ | | | | |
| 10- 13 | 0- 0 | 0- 0 | OVERALL | 0- 1 | 1- 10 | 9- 2 | | | | |
| 4- 7 | 0- 0 | 0- 0 | HOME | 0- 1 | 1- 5 | 3- 1 | | | | |
| 4- 5 | 0- 0 | 0- 0 | AWAY | 0- 0 | 0- 5 | 4- 0 | | | | |
| 2- 1 | 0- 0 | 0- 0 | NEUTRAL | 0- 0 | 0- 0 | 2- 1 | | | | |
| 6- 7 | 0- 0 | 0- 0 | NON-CONFERENCE | 0- 1 | 0- 5 | 6- 1 | | | | |
| 2- 4 | 0- 0 | 0- 0 | HOME | 0- 1 | 0- 3 | 2- 0 | | | | |
| 2- 2 | 0- 0 | 0- 0 | AWAY | 0- 0 | 0- 2 | 2- 0 | | | | |
| 2- 1 | 0- 0 | 0- 0 | NEUTRAL | 0- 0 | 0- 0 | 2- 1 | | | | |
| 4- 6 | 0- 0 | 0- 0 | CONFERENCE | 0- 0 | 1- 5 | 3- 1 | | | | |
| 2- 3 | 0- 0 | 0- 0 | HOME | 0- 0 | 1- 2 | 1- 1 | | | | |
| 2- 3 | 0- 0 | 0- 0 | AWAY | 0- 0 | 0- 3 | 2- 0 | | | | |
| 0- 0 | 0- 0 | 0- 0 | NEUTRAL | 0- 0 | 0- 0 | 0- 0 | | | | |

| RPI 1-25 | | | RPI 26-50 | | | RPI 51-100 | | | RPI 101+ | | | Team's RPI: 246 |
|---------------------------|---|--------------|-----------|-----|---|-----------------|-------|-----|----------|-----------------------|-------|-----------------|
| RPI | S | Opponent | Score | RPI | S | Opponent | Score | RPI | S | Opponent | Score | |
| | | | | | | 69 H Virginia | 56 63 | | | 106 H East Carolina | 60 71 | |
| | | | | | | | | | | 120 A Duquesne | 61 73 | |
| | | | | | | | | | | 122 A Fordham | 41 67 | |
| | | | | | | | | | | 123 A VCU | 55 62 | |
| | | | | | | | | | | 123 H VCU | 55 57 | |
| | | | | | | | | | | 127 A William & Mary | 39 67 | |
| | | | | | | | | | | 134 H Saint Joseph's | 70 52 | |
| | | | | | | | | | | 139 A Hampton | 45 72 | |
| | | | | | | | | | | 143 H George Mason | 50 54 | |
| | | | | | | | | | | 144 H Columbia | 58 65 | |
| | | | | | | | | | | 150 H Penn | 44 47 | |
| | | | | | | | | | | 158 H La Salle | 58 63 | |
| | | | | | | | | | | 190 H Appalachian St. | 55 46 | |
| | | | | | | | | | | 192 N Cleveland St. | 65 69 | |
| | | | | | | | | | | 225 H St. Bonaventure | 61 54 | |
| | | | | | | | | | | 236 A Furman | 54 48 | |
| | | | | | | | | | | 277 N Liberty | 63 54 | |
| | | | | | | | | | | 292 A Davidson | 61 52 | |
| | | | | | | | | | | 294 A Rhode Island | 58 53 | |
| | | | | | | | | | | 330 A Fla. Atlantic | 77 67 | |
| | | | | | | | | | | 345 N Florida A&M | 64 51 | |
| | | | | | | | | | | 348 H Morgan St. | 54 37 | |
| LAST 12 Division I GAMES: | | | | | | | | | | | | |
| 123 | H | VCU | 55 57 | 122 | A | Fordham | 41 67 | | | | | |
| 292 | A | Davidson | 61 52 | 225 | H | St. Bonaventure | 61 54 | | | | | |
| 120 | A | Duquesne | 61 73 | 123 | A | VCU | 55 62 | | | | | |
| 143 | H | George Mason | 50 54 | 134 | H | Saint Joseph's | 70 52 | | | | | |
| 158 | H | La Salle | 58 63 | 348 | H | Morgan St. | 54 37 | | | | | |
| 294 | A | Rhode Island | 58 53 | 236 | A | Furman | 54 48 | | | | | |

Non-Div I Games:

Richmond

■ Loss,
 ■ Non-Conf,
 S Site,
 ■ Home
 ■ Away
 N Neutral

| | | | | | | | | | |
|------------------------------|----------|-----------|----------------|-------------|---------------|----------|------|-------|-----------|
| Average RPI Win: 241 | WON-LOST | WINNING | LAST 10 | STRENGTH OF | OPP. STRENGTH | TEAM | ADJ. | CONF. | ADJ CONF. |
| Average RPI Loss: 136 | RECORD | PCT. RANK | GAMES | SCHEDULE | OF SCHEDULE | RPI | RPI | RPI | RPI |
| DIV. I ONLY | 15- 6 | 58 | 7- 3 | 296 | 203 | 132 | 132 | 17 | 17 |
| DIV. I NON-CONF. | 6- 3 | 97 | 1- 1 | 299 | 287 | 146 | 146 | 17 | 17 |
| TOTALS | RPI 1-25 | RPI 26-50 | W-L RECORDS | RPI 51-100 | RPI 101-150 | RPI 150+ | | | |
| 15- 6 | 0- 0 | 0- 2 | OVERALL | 0- 0 | 0- 1 | 15- 3 | | | |
| 6- 2 | 0- 0 | 0- 1 | HOME | 0- 0 | 0- 0 | 6- 1 | | | |
| 9- 3 | 0- 0 | 0- 1 | AWAY | 0- 0 | 0- 1 | 9- 1 | | | |
| 0- 1 | 0- 0 | 0- 0 | NEUTRAL | 0- 0 | 0- 0 | 0- 1 | | | |
| 6- 3 | 0- 0 | 0- 0 | NON-CONFERENCE | 0- 0 | 0- 1 | 6- 2 | | | |
| 3- 0 | 0- 0 | 0- 0 | HOME | 0- 0 | 0- 0 | 3- 0 | | | |
| 3- 2 | 0- 0 | 0- 0 | AWAY | 0- 0 | 0- 1 | 3- 1 | | | |
| 0- 1 | 0- 0 | 0- 0 | NEUTRAL | 0- 0 | 0- 0 | 0- 1 | | | |
| 9- 3 | 0- 0 | 0- 2 | CONFERENCE | 0- 0 | 0- 0 | 9- 1 | | | |
| 3- 2 | 0- 0 | 0- 1 | HOME | 0- 0 | 0- 0 | 3- 1 | | | |
| 6- 1 | 0- 0 | 0- 1 | AWAY | 0- 0 | 0- 0 | 6- 0 | | | |
| 0- 0 | 0- 0 | 0- 0 | NEUTRAL | 0- 0 | 0- 0 | 0- 0 | | | |

| RPI S | Opponent | Score | RPI S | Opponent | Score | RPI S | Opponent | Score | RPI S | Opponent | Score | Team's RPI: 132 |
|---------------------------|-----------------|--------------|-------|------------------------|--------------|-------|----------|-------|-------|------------------------|--------------|-----------------|
| 46 | A Quinnipiac | 53 79 | 46 | H Quinnipiac | 79 91 | | | | 135 | A UCF | 30 49 | |
| | | | | | | | | | 154 | H Iona | 85 65 | |
| | | | | | | | | | 155 | A Towson | 79 75 | |
| | | | | | | | | | 158 | H La Salle | 74 61 | |
| | | | | | | | | | 180 | A Seton Hall | 81 89 | |
| | | | | | | | | | 186 | H Fairfield | 67 68 | |
| | | | | | | | | | 193 | A Siena | 62 61 | |
| | | | | | | | | | 207 | A Princeton | 70 62 | |
| | | | | | | | | | 218 | A Niagara | 78 58 | |
| | | | | | | | | | 225 | N St. Bonaventure | 47 60 | |
| | | | | | | | | | 240 | A Marist | 69 56 | |
| | | | | | | | | | 243 | A Canisius | 71 70 | |
| | | | | | | | | | 244 | A Manhattan | 53 36 | |
| | | | | | | | | | 244 | H Manhattan | 73 64 | |
| | | | | | | | | | 306 | A Saint Peter's | 56 43 | |
| | | | | | | | | | 306 | H Saint Peter's | 47 46 | |
| | | | | | | | | | 308 | A Lehigh | 75 68 | |
| | | | | | | | | | 320 | H St. Francis Brooklyn | 77 60 | |
| | | | | | | | | | 323 | H Lafayette | 76 58 | |
| LAST 12 Division I GAMES: | | | | | | | | | | | | |
| 306 | H Saint Peter's | 47 46 | 193 | A Siena | 62 61 | | | | | | | |
| 244 | H Manhattan | 73 64 | 244 | A Manhattan | 53 36 | | | | | | | |
| 46 | A Quinnipiac | 53 79 | 154 | H Iona | 85 65 | | | | | | | |
| 306 | A Saint Peter's | 56 43 | 46 | H Quinnipiac | 79 91 | | | | | | | |
| 186 | H Fairfield | 67 68 | 320 | H St. Francis Brooklyn | 77 60 | | | | | | | |
| 240 | A Marist | 69 56 | 180 | A Seton Hall | 81 89 | | | | | | | |

Non-Div I Games:

Rider

■ Loss,
 ■ Non-Conf,
 ■ S Site,
 ■ H Home
 ■ A Away
 N Neutral

| REPORT HERE | | | | THROUGH GAMES OF FEB. 17, 1917 | | | | | | |
|-----------------------|------|----------|-----------|--------------------------------|-------------|---------------|------------|-------------|----------|-----------|
| Average RPI Win: 289 | | WON-LOST | WINNING | LAST 10 | STRENGTH OF | OPP. STRENGTH | TEAM | ADJ. | CONF. | ADJ CONF. |
| Average RPI Loss: 186 | | RECORD | PCT. RANK | GAMES | SCHEDULE | OF SCHEDULE | RPI | RPI | RPI | RPI |
| DIV. I ONLY | | 11- 9 | 142 | 7- 3 | 329 | 323 | 233 | 233 | 31 | 31 |
| DIV. I NON-CONF. | | 4- 6 | 209 | 1- 1 | 298 | 225 | 224 | 224 | 32 | 32 |
| TOTALS | | RPI 1-25 | RPI 26-50 | | W-L RECORDS | | RPI 51-100 | RPI 101-150 | RPI 150+ | |
| 11- 9 | 0- 0 | 0- 0 | | OVERALL | | 0- 1 | 1- 2 | 10- 6 | | |
| 4- 3 | 0- 0 | 0- 0 | | HOME | | 0- 0 | 0- 0 | 4- 3 | | |
| 7- 5 | 0- 0 | 0- 0 | | AWAY | | 0- 1 | 1- 2 | 6- 2 | | |
| 0- 1 | 0- 0 | 0- 0 | | NEUTRAL | | 0- 0 | 0- 0 | 0- 1 | | |
| 4- 6 | 0- 0 | 0- 0 | | NON-CONFERENCE | | 0- 1 | 1- 2 | 3- 3 | | |
| 1- 1 | 0- 0 | 0- 0 | | HOME | | 0- 0 | 0- 0 | 1- 1 | | |
| 3- 4 | 0- 0 | 0- 0 | | AWAY | | 0- 1 | 1- 2 | 2- 1 | | |
| 0- 1 | 0- 0 | 0- 0 | | NEUTRAL | | 0- 0 | 0- 0 | 0- 1 | | |
| 7- 3 | 0- 0 | 0- 0 | | CONFERENCE | | 0- 0 | 0- 0 | 7- 3 | | |
| 3- 2 | 0- 0 | 0- 0 | | HOME | | 0- 0 | 0- 0 | 3- 2 | | |
| 4- 1 | 0- 0 | 0- 0 | | AWAY | | 0- 0 | 0- 0 | 4- 1 | | |
| 0- 0 | 0- 0 | 0- 0 | | NEUTRAL | | 0- 0 | 0- 0 | 0- 0 | | |

| RPI 1-25 | | | | RPI 26-50 | | | | RPI 51-100 | | | | RPI 101+ | | | | Team's RPI: 233 | |
|---------------------------|---|----------|-------|-----------|---|--------------------|-------|------------|-----|----------|----------------------|----------|-----|----------------------|------------|-----------------|----|
| RPI | S | Opponent | Score | RPI | S | Opponent | Score | RPI | S | Opponent | Score | RPI | S | Opponent | Score | | |
| | | | | | | | | 54 | A | Iowa | 60 | 81 | 107 | A | Vanderbilt | 59 | 75 |
| | | | | | | | | | | | | 110 | A | Delaware | 65 | 67 | |
| | | | | | | | | | | | | 112 | A | Kent St. | 68 | 65 | |
| | | | | | | | | | | | | 162 | N | Stetson | 60 | 68 | |
| | | | | | | | | | | | | 202 | A | Sacred Heart | 59 | 69 | |
| | | | | | | | | | | | | 221 | A | Saint Francis (PA) | 70 | 68 | |
| | | | | | | | | | | | | 221 | H | Saint Francis (PA) | 55 | 70 | |
| | | | | | | | | | | | | 237 | H | Monmouth | 56 | 69 | |
| | | | | | | | | | | | | 241 | H | Howard | 59 | 42 | |
| | | | | | | | | | | | | 260 | A | FIU | 57 | 59 | |
| | | | | | | | | | | | | 293 | H | Bryant | 62 | 46 | |
| | | | | | | | | | | | | 298 | H | Central Conn. St. | 55 | 46 | |
| | | | | | | | | | | | | 320 | H | St. Francis Brooklyn | 49 | 56 | |
| | | | | | | | | | | | | 323 | A | Lafayette | 62 | 51 | |
| | | | | | | | | | | | | 325 | A | Mt. St. Mary's | 50 | 44 | |
| | | | | | | | | | | | | 332 | H | LIU Brooklyn | 83 | 42 | |
| | | | | | | | | | | | | 343 | A | Fairleigh Dickinson | 66 | 64 | |
| | | | | | | | | | | | | 344 | A | Wagner | 82 | 63 | |
| | | | | | | | | | | | | 348 | A | Morgan St. | 58 | 44 | |
| LAST 12 Division I GAMES: | | | | | | | | | | | | | | | | | |
| | | | | 221 | A | Saint Francis (PA) | 70 | 68 | 332 | H | LIU Brooklyn | 83 | 42 | | | | |
| | | | | 325 | A | Mt. St. Mary's | 50 | 44 | 320 | H | St. Francis Brooklyn | 49 | 56 | | | | |
| | | | | 298 | H | Central Conn. St. | 55 | 46 | 343 | A | Fairleigh Dickinson | 66 | 64 | | | | |
| | | | | 293 | H | Bryant | 62 | 46 | 202 | A | Sacred Heart | 59 | 69 | | | | |
| | | | | 221 | H | Saint Francis (PA) | 55 | 70 | 348 | A | Morgan St. | 58 | 44 | | | | |
| | | | | 344 | A | Wagner | 82 | 63 | 54 | A | Iowa | 60 | 81 | | | | |

| | | | |
|------------------|------------|----|----|
| Non-Div I Games: | Point Park | 69 | 52 |
|------------------|------------|----|----|

Robert Morris

Loss, Non-Conf, S Site, H Home A Away N Neutral

| | | | | | | | | | | |
|-------------------|----------|-----------|----------------|------------|-------------|---------------|------|------|-------|-----------|
| Average RPI Win: | 146 | WON-LOST | WINNING | LAST 10 | STRENGTH OF | OPP. STRENGTH | TEAM | ADJ. | CONF. | ADJ CONF. |
| Average RPI Loss: | 81 | RECORD | PCT. RANK | GAMES | SCHEDULE | OF SCHEDULE | RPI | RPI | RPI | RPI |
| DIV. I ONLY | 6- 16 | 290 | 3- 7 | 36 | 53 | 182 | 182 | 6 | 6 | |
| DIV. I NON-CONF. | 3- 10 | 280 | 1- 2 | 23 | 54 | 193 | 193 | 6 | 6 | |
| TOTALS | RPI 1-25 | RPI 26-50 | W-L RECORDS | RPI 51-100 | RPI 101-150 | RPI 150+ | | | | |
| 6- 16 | 0- 2 | 1- 6 | OVERALL | 2- 3 | 0- 1 | 3- 4 | | | | |
| 6- 6 | 0- 1 | 1- 3 | HOME | 2- 1 | 0- 1 | 3- 0 | | | | |
| 0- 10 | 0- 1 | 0- 3 | AWAY | 0- 2 | 0- 0 | 0- 4 | | | | |
| 0- 0 | 0- 0 | 0- 0 | NEUTRAL | 0- 0 | 0- 0 | 0- 0 | | | | |
| 3- 10 | 0- 1 | 1- 4 | NON-CONFERENCE | 0- 2 | 0- 1 | 2- 2 | | | | |
| 3- 4 | 0- 1 | 1- 2 | HOME | 0- 0 | 0- 1 | 2- 0 | | | | |
| 0- 6 | 0- 0 | 0- 2 | AWAY | 0- 2 | 0- 0 | 0- 2 | | | | |
| 0- 0 | 0- 0 | 0- 0 | NEUTRAL | 0- 0 | 0- 0 | 0- 0 | | | | |
| 3- 6 | 0- 1 | 0- 2 | CONFERENCE | 2- 1 | 0- 0 | 1- 2 | | | | |
| 3- 2 | 0- 0 | 0- 1 | HOME | 2- 1 | 0- 0 | 1- 0 | | | | |
| 0- 4 | 0- 1 | 0- 1 | AWAY | 0- 0 | 0- 0 | 0- 2 | | | | |
| 0- 0 | 0- 0 | 0- 0 | NEUTRAL | 0- 0 | 0- 0 | 0- 0 | | | | |

| RPI 1-25 | | | | RPI 26-50 | | | | RPI 51-100 | | | | RPI 101+ Team's RPI: 182 | | | |
|---------------------------|---|----------|-------|-----------|---|---------------|-------|------------|---|-----------------|-------|--------------------------|---|-------------|-------|
| RPI | S | Opponent | Score | RPI | S | Opponent | Score | RPI | S | Opponent | Score | RPI | S | Opponent | Score |
| 11 | H | Duke | 32 68 | 27 | A | Elon | 54 66 | 54 | H | Iowa | 59 71 | 102 | H | Chattanooga | 53 66 |
| 18 | A | Maryland | 71 80 | 32 | A | Michigan | 50 63 | 59 | H | Michigan St. | 62 58 | 164 | A | Nebraska | 58 62 |
| | | | | 33 | H | Temple | 37 48 | 69 | A | Virginia | 54 62 | 175 | A | Houston | 51 53 |
| | | | | 43 | H | Northwestern | 37 55 | 87 | A | St. John's (NY) | 39 65 | 177 | A | Illinois | 41 78 |
| | | | | 44 | H | James Madison | 76 82 | 95 | H | Penn St. | 61 45 | 180 | H | Seton Hall | 53 45 |
| | | | | 48 | H | Bucknell | 57 53 | | | | | 203 | H | Wisconsin | 68 52 |
| | | | | 49 | A | Wake Forest | 43 55 | | | | | 207 | A | Princeton | 34 64 |
| | | | | | | | | | | | | 293 | H | Bryant | 50 42 |
| LAST 12 Division I GAMES: | | | | | | | | | | | | | | | |
| | | | | 43 | H | Northwestern | 37 55 | 203 | H | Wisconsin | 68 52 | | | | |
| | | | | 18 | A | Maryland | 71 80 | 95 | H | Penn St. | 61 45 | | | | |
| | | | | 54 | H | Iowa | 59 71 | 32 | A | Michigan | 50 63 | | | | |
| | | | | 59 | H | Michigan St. | 62 58 | 33 | H | Temple | 37 48 | | | | |
| | | | | 164 | A | Nebraska | 58 62 | 180 | H | Seton Hall | 53 45 | | | | |
| | | | | 177 | A | Illinois | 41 78 | 175 | A | Houston | 51 53 | | | | |

Non-Div I Games:

Rutgers

■ Loss,
 ■ Non-Conf, S Site,
 ■ Home
 ■ Away
 N Neutral

| Average RPI Win: | 239 | WON-LOST | WINNING | LAST 10 | STRENGTH OF | OPP. STRENGTH | TEAM | ADJ. | CONF. | ADJ CONF. |
|-------------------|----------|-----------|----------------|------------|-------------|---------------|------|------|-------|-----------|
| Average RPI Loss: | 66 | RECORD | PCT. RANK | GAMES | SCHEDULE | OF SCHEDULE | RPI | RPI | RPI | RPI |
| DIV. I ONLY | 13- 3 | 18 | 8- 1 | 252 | 228 | 90 | 90 | 27 | 27 | |
| DIV. I NON-CONF. | 6- 2 | 63 | 3- 0 | 176 | 132 | 53 | 53 | 26 | 26 | |
| TOTALS | RPI 1-25 | RPI 26-50 | W-L RECORDS | RPI 51-100 | RPI 101-150 | RPI 150+ | | | | |
| 13- 3 | 0- 1 | 1- 0 | OVERALL | 0- 1 | 2- 1 | 10- 0 | | | | |
| 6- 1 | 0- 0 | 0- 0 | HOME | 0- 0 | 0- 1 | 6- 0 | | | | |
| 7- 2 | 0- 1 | 1- 0 | AWAY | 0- 1 | 2- 0 | 4- 0 | | | | |
| 0- 0 | 0- 0 | 0- 0 | NEUTRAL | 0- 0 | 0- 0 | 0- 0 | | | | |
| 6- 2 | 0- 1 | 1- 0 | NON-CONFERENCE | 0- 1 | 1- 0 | 4- 0 | | | | |
| 2- 0 | 0- 0 | 0- 0 | HOME | 0- 0 | 0- 0 | 2- 0 | | | | |
| 4- 2 | 0- 1 | 1- 0 | AWAY | 0- 1 | 1- 0 | 2- 0 | | | | |
| 0- 0 | 0- 0 | 0- 0 | NEUTRAL | 0- 0 | 0- 0 | 0- 0 | | | | |
| 7- 1 | 0- 0 | 0- 0 | CONFERENCE | 0- 0 | 1- 1 | 6- 0 | | | | |
| 4- 1 | 0- 0 | 0- 0 | HOME | 0- 0 | 0- 1 | 4- 0 | | | | |
| 3- 0 | 0- 0 | 0- 0 | AWAY | 0- 0 | 1- 0 | 2- 0 | | | | |
| 0- 0 | 0- 0 | 0- 0 | NEUTRAL | 0- 0 | 0- 0 | 0- 0 | | | | |

| RPI 1-25 | | | | RPI 26-50 | | | | RPI 51-100 | | | | Team's RPI: 90 | RPI 101+ | | | |
|---------------------------|---|--------------------|-------|-----------|---|-----------------|-------|------------|---|--------------|-------|----------------|----------|---|--------------------|-------|
| RPI | S | Opponent | Score | RPI | S | Opponent | Score | RPI | S | Opponent | Score | | RPI | S | Opponent | Score |
| 19 | A | Texas A&M | 48 63 | 45 | A | UT Arlington | 65 60 | 66 | A | South Dakota | 74 80 | | 113 | H | Central Ark. | 63 67 |
| | | | | | | | | | | | | | 115 | A | Abilene Christian | 70 61 |
| | | | | | | | | | | | | | 143 | A | George Mason | 77 76 |
| | | | | | | | | | | | | | 168 | A | Louisiana Tech | 60 58 |
| | | | | | | | | | | | | | 184 | H | New Orleans | 88 61 |
| | | | | | | | | | | | | | 271 | A | McNeese | 96 65 |
| | | | | | | | | | | | | | 287 | H | Prairie View | 88 64 |
| | | | | | | | | | | | | | 288 | H | A&M-Corpus Christi | 64 56 |
| | | | | | | | | | | | | | 295 | A | Coppin St. | 72 57 |
| | | | | | | | | | | | | | 307 | H | Nicholls St. | 80 55 |
| | | | | | | | | | | | | | 333 | H | Montana | 54 46 |
| | | | | | | | | | | | | | 334 | H | Houston Baptist | 86 49 |
| | | | | | | | | | | | | | 336 | A | Incarinate Word | 94 75 |
| LAST 12 Division I GAMES: | | | | | | | | | | | | | | | | |
| 184 | H | New Orleans | 88 61 | 271 | A | McNeese | 96 65 | | | | | | | | | |
| 113 | H | Central Ark. | 63 67 | 334 | H | Houston Baptist | 86 49 | | | | | | | | | |
| 336 | A | Incarinate Word | 94 75 | 287 | H | Prairie View | 88 64 | | | | | | | | | |
| 307 | H | Nicholls St. | 80 55 | 333 | H | Montana | 54 46 | | | | | | | | | |
| 115 | A | Abilene Christian | 70 61 | 168 | A | Louisiana Tech | 60 58 | | | | | | | | | |
| 288 | H | A&M-Corpus Christi | 64 56 | 45 | A | UT Arlington | 65 60 | | | | | | | | | |

Non-Div I Games: Okla. Panhandle 77 43 Tex. Permian Basin 89 70 LSU-Shreveport 93 56

SFA

Loss, Non-Conf, S Site, H Home A Away N Neutral

| | | | | | | | | | | |
|-------------------|----------|-----------|----------------|------------|-------------|---------------|------|------|-------|-----------|
| Average RPI Win: | 276 | WON-LOST | WINNING | LAST 10 | STRENGTH OF | OPP. STRENGTH | TEAM | ADJ. | CONF. | ADJ CONF. |
| Average RPI Loss: | 147 | RECORD | PCT. RANK | GAMES | SCHEDULE | OF SCHEDULE | RPI | RPI | RPI | RPI |
| DIV. I ONLY | 8- 14 | 246 | 5- 5 | 127 | 318 | 211 | 211 | 26 | 26 | |
| DIV. I NON-CONF. | 3- 9 | 275 | 1- 1 | 45 | 292 | 210 | 210 | 27 | 27 | |
| TOTALS | RPI 1-25 | RPI 26-50 | W-L RECORDS | RPI 51-100 | RPI 101-150 | RPI 150+ | | | | |
| 8- 14 | 0- 0 | 0- 2 | OVERALL | 0- 4 | 0- 2 | 8- 6 | | | | |
| 5- 2 | 0- 0 | 0- 0 | HOME | 0- 1 | 0- 0 | 5- 1 | | | | |
| 2- 9 | 0- 0 | 0- 2 | AWAY | 0- 2 | 0- 1 | 2- 4 | | | | |
| 1- 3 | 0- 0 | 0- 0 | NEUTRAL | 0- 1 | 0- 1 | 1- 1 | | | | |
| 3- 9 | 0- 0 | 0- 2 | NON-CONFERENCE | 0- 3 | 0- 2 | 3- 2 | | | | |
| 2- 1 | 0- 0 | 0- 0 | HOME | 0- 1 | 0- 0 | 2- 0 | | | | |
| 0- 5 | 0- 0 | 0- 2 | AWAY | 0- 1 | 0- 1 | 0- 1 | | | | |
| 1- 3 | 0- 0 | 0- 0 | NEUTRAL | 0- 1 | 0- 1 | 1- 1 | | | | |
| 5- 5 | 0- 0 | 0- 0 | CONFERENCE | 0- 1 | 0- 0 | 5- 4 | | | | |
| 3- 1 | 0- 0 | 0- 0 | HOME | 0- 0 | 0- 0 | 3- 1 | | | | |
| 2- 4 | 0- 0 | 0- 0 | AWAY | 0- 1 | 0- 0 | 2- 3 | | | | |
| 0- 0 | 0- 0 | 0- 0 | NEUTRAL | 0- 0 | 0- 0 | 0- 0 | | | | |

| RPI S | Opponent | Score | RPI S | Opponent | Score | RPI S | Opponent | Score | RPI S | Opponent | Score | Team's RPI: 211 |
|---------------------------|---------------------|-------|-------|-------------------|-------|-------|---------------------|-------|-------|----------|-------|-----------------|
| 31 | A Missouri | 60 72 | 66 | N South Dakota | 68 75 | 107 | N Vanderbilt | 63 73 | | | | |
| 38 | A South Dakota St. | 49 82 | 81 | A Belmont | 67 94 | 111 | A Saint Louis | 49 90 | | | | |
| | | | 86 | A Northern Ill. | 78 97 | 162 | A Stetson | 68 78 | | | | |
| | | | 96 | H Western Ill. | 74 76 | 198 | H Southern Ill. | 60 59 | | | | |
| | | | | | | 200 | A Morehead St. | 66 69 | | | | |
| | | | | | | 238 | H Tennessee St. | 73 52 | | | | |
| | | | | | | 252 | H Murray St. | 77 84 | | | | |
| | | | | | | 256 | N Bethune-Cookman | 78 83 | | | | |
| | | | | | | 258 | A Austin Peay | 62 85 | | | | |
| | | | | | | 262 | H Tennessee Tech | 60 49 | | | | |
| | | | | | | 270 | A UT Martin | 70 68 | | | | |
| | | | | | | 286 | H Southeast Mo. St. | 70 69 | | | | |
| | | | | | | 309 | A Eastern Ill. | 75 59 | | | | |
| | | | | | | 313 | A Eastern Ky. | 63 75 | | | | |
| | | | | | | 314 | H Illinois St. | 92 80 | | | | |
| | | | | | | 331 | N Utah Valley | 71 64 | | | | |
| LAST 12 Division I GAMES: | | | | | | | | | | | | |
| 81 | A Belmont | 67 94 | 258 | A Austin Peay | 62 85 | | | | | | | |
| 309 | A Eastern Ill. | 75 59 | 200 | A Morehead St. | 66 69 | | | | | | | |
| 238 | H Tennessee St. | 73 52 | 313 | A Eastern Ky. | 63 75 | | | | | | | |
| 270 | A UT Martin | 70 68 | 262 | H Tennessee Tech | 60 49 | | | | | | | |
| 286 | H Southeast Mo. St. | 70 69 | 314 | H Illinois St. | 92 80 | | | | | | | |
| 252 | H Murray St. | 77 84 | 256 | N Bethune-Cookman | 78 83 | | | | | | | |

Non-Div I Games: Mo.-St. Louis 59 49

SIUE

■ Loss,
■ Non-Conf,
■ S Site,
■ H Home
■ A Away
N Neutral

| SMU | | | | STRENGTH OF SCHEDULE | OPP. STRENGTH OF SCHEDULE | TEAM RPI | ADJ. RPI | CONF. RPI | ADJ CONF. RPI |
|-------------------|----------|--------------------|----------------------|-------------------------|------------------------------|-------------|-------------|--------------|------------------|
| Average RPI Win: | 188 | WON-LOST RECORD | WINNING PCT. RANK | | | | | | |
| Average RPI Loss: | 83 | | LAST 10 GAMES | | | | | | |
| DIV. I ONLY | 12- 10 | 146 | 4- 6 | 84 | 62 | 108 | 108 | 5 | 5 |
| DIV. I NON-CONF. | 9- 4 | 85 | 3- 0 | 154 | 88 | 77 | 77 | 5 | 5 |
| ----- | | | | | | | | | |
| TOTALS | RPI 1-25 | RPI 26-50 | W-L RECORDS | RPI 51-100 | RPI 101-150 | RPI 150+ | | | |
| 12- 10 | 1- 3 | 0- 1 | OVERALL | 0- 1 | 1- 4 | 10- 1 | | | |
| 8- 3 | 1- 2 | 0- 1 | HOME | 0- 0 | 0- 0 | 7- 0 | | | |
| 2- 6 | 0- 0 | 0- 0 | AWAY | 0- 1 | 1- 4 | 1- 1 | | | |
| 2- 1 | 0- 1 | 0- 0 | NEUTRAL | 0- 0 | 0- 0 | 2- 0 | | | |
| 9- 4 | 1- 1 | 0- 0 | NON-CONFERENCE | 0- 1 | 1- 2 | 7- 0 | | | |
| 6- 0 | 1- 0 | 0- 0 | HOME | 0- 0 | 0- 0 | 5- 0 | | | |
| 1- 3 | 0- 0 | 0- 0 | AWAY | 0- 1 | 1- 2 | 0- 0 | | | |
| 2- 1 | 0- 1 | 0- 0 | NEUTRAL | 0- 0 | 0- 0 | 2- 0 | | | |
| 3- 6 | 0- 2 | 0- 1 | CONFERENCE | 0- 0 | 0- 2 | 3- 1 | | | |
| 2- 3 | 0- 2 | 0- 1 | HOME | 0- 0 | 0- 0 | 2- 0 | | | |
| 1- 3 | 0- 0 | 0- 0 | AWAY | 0- 0 | 0- 2 | 1- 1 | | | |
| 0- 0 | 0- 0 | 0- 0 | NEUTRAL | 0- 0 | 0- 0 | 0- 0 | | | |

| RPI 1-25 | | | | RPI 26-50 | | | | RPI 51-100 | | | | RPI 101+ Team's RPI: 108 | | | |
|---------------------------|---|-----------------|-------|-----------|---|----------|-------|------------|---|----------------|-------|--------------------------|---|----------------|-------|
| RPI | S | Opponent | Score | RPI | S | Opponent | Score | RPI | S | Opponent | Score | RPI | S | Opponent | Score |
| 1 | H | UConn | 48 88 | 35 | H | Tulane | 59 71 | 80 | A | Colorado | 50 67 | 106 | A | East Carolina | 57 58 |
| 4 | N | Mississippi St. | 42 91 | | | | | | | | | 136 | A | Kansas | 75 63 |
| 19 | H | Texas A&M | 54 53 | | | | | | | | | 137 | A | Tulsa | 59 66 |
| 23 | H | South Fla. | 51 52 | | | | | | | | | 140 | A | TCU | 67 76 |
| | | | | | | | | | | | | 147 | A | New Mexico | 49 64 |
| | | | | | | | | | | | | 156 | A | Cincinnati | 65 67 |
| | | | | | | | | | | | | 156 | H | Cincinnati | 64 47 |
| | | | | | | | | | | | | 165 | N | Boston College | 72 64 |
| | | | | | | | | | | | | 175 | A | Houston | 66 45 |
| | | | | | | | | | | | | 183 | H | Memphis | 53 44 |
| | | | | | | | | | | | | 205 | H | Texas St. | 64 56 |
| | | | | | | | | | | | | 209 | H | Texas Southern | 61 36 |
| | | | | | | | | | | | | 220 | H | North Texas | 65 51 |
| | | | | | | | | | | | | 230 | H | Seattle U | 77 43 |
| | | | | | | | | | | | | 266 | N | Grambling | 56 36 |
| | | | | | | | | | | | | 287 | H | Prairie View | 61 54 |
| LAST 12 Division I GAMES: | | | | | | | | | | | | | | | |
| 183 | H | Memphis | 53 44 | 35 | H | Tulane | 59 71 | 106 | A | East Carolina | 57 58 | | | | |
| 137 | A | Tulsa | 59 66 | | | | | 156 | H | Cincinnati | 64 47 | | | | |
| 23 | H | South Fla. | 51 52 | | | | | 230 | H | Seattle U | 77 43 | | | | |
| 175 | A | Houston | 66 45 | | | | | 209 | H | Texas Southern | 61 36 | | | | |
| 156 | A | Cincinnati | 65 67 | | | | | 266 | N | Grambling | 56 36 | | | | |
| 1 | H | UConn | 48 88 | | | | | | | | | | | | |

Non-Div I Games:

SMU

■ Loss,
 ■ Non-Conf,
 ■ S Site,
 ■ H Home
 ■ A Away
 N Neutral

| | | | | | | | | | | |
|-------------------|--------------|------------|----------------|------------|-------------|---------------|------------|-----------|-----------|-----------|
| Average RPI Win: | 264 | WON-LOST | WINNING | LAST 10 | STRENGTH OF | OPP. STRENGTH | TEAM | ADJ. | CONF. | ADJ CONF. |
| Average RPI Loss: | 153 | RECORD | PCT. RANK | GAMES | SCHEDULE | OF SCHEDULE | RPI | RPI | RPI | RPI |
| DIV. I ONLY | 7- 11 | 229 | 5- 5 | 236 | 255 | 248 | 248 | 20 | 20 | |
| DIV. I NON-CONF. | 3- 7 | 250 | 1- 3 | 244 | 243 | 296 | 296 | 19 | 19 | |
| TOTALS | RPI 1-25 | RPI 26-50 | W-L RECORDS | RPI 51-100 | RPI 101-150 | RPI 150+ | | | | |
| 7- 11 | 0- 0 | 0- 0 | OVERALL | 0- 4 | 0- 3 | 7- 4 | | | | |
| 4- 4 | 0- 0 | 0- 0 | HOME | 0- 1 | 0- 1 | 4- 2 | | | | |
| 3- 5 | 0- 0 | 0- 0 | AWAY | 0- 3 | 0- 2 | 3- 0 | | | | |
| 0- 2 | 0- 0 | 0- 0 | NEUTRAL | 0- 0 | 0- 0 | 0- 2 | | | | |
| 3- 7 | 0- 0 | 0- 0 | NON-CONFERENCE | 0- 2 | 0- 2 | 3- 3 | | | | |
| 2- 3 | 0- 0 | 0- 0 | HOME | 0- 1 | 0- 1 | 2- 1 | | | | |
| 1- 2 | 0- 0 | 0- 0 | AWAY | 0- 1 | 0- 1 | 1- 0 | | | | |
| 0- 2 | 0- 0 | 0- 0 | NEUTRAL | 0- 0 | 0- 0 | 0- 2 | | | | |
| 4- 4 | 0- 0 | 0- 0 | CONFERENCE | 0- 2 | 0- 1 | 4- 1 | | | | |
| 2- 1 | 0- 0 | 0- 0 | HOME | 0- 0 | 0- 0 | 2- 1 | | | | |
| 2- 3 | 0- 0 | 0- 0 | AWAY | 0- 2 | 0- 1 | 2- 0 | | | | |
| 0- 0 | 0- 0 | 0- 0 | NEUTRAL | 0- 0 | 0- 0 | 0- 0 | | | | |

| RPI 1-25 | | | | RPI 26-50 | | | | RPI 51-100 | | | | RPI 101+ | | | | Team's RPI: 248 |
|---------------------------|---|----------|-------|-----------|---|----------------|-------|------------|---|---------------------|--------|----------|---|---------------------|--------|-----------------|
| RPI | S | Opponent | Score | RPI | S | Opponent | Score | RPI | S | Opponent | Score | RPI | S | Opponent | Score | |
| | | | | | | | | 56 | A | California | 73 97 | 101 | H | UC Davis | 78 110 | |
| | | | | | | | | 65 | A | Montana St. | 80 84 | 141 | A | San Francisco | 80 91 | |
| | | | | | | | | 71 | H | Southern California | 95 111 | 148 | A | North Dakota | 71 94 | |
| | | | | | | | | 99 | A | Northern Colo. | 88 95 | 176 | N | New Mexico St. | 73 99 | |
| | | | | | | | | | | | | 179 | H | Hofstra | 97 85 | |
| | | | | | | | | | | | | 231 | A | Portland St. | 77 68 | |
| | | | | | | | | | | | | 231 | H | Portland St. | 86 88 | |
| | | | | | | | | | | | | 249 | H | Cal Poly | 97 96 | |
| | | | | | | | | | | | | 251 | H | Southern Utah | 81 69 | |
| | | | | | | | | | | | | 276 | H | Northern Ariz. | 82 76 | |
| | | | | | | | | | | | | 284 | H | Nevada | 95 99 | |
| | | | | | | | | | | | | 310 | N | Youngstown St. | 94 102 | |
| | | | | | | | | | | | | 327 | A | UC Irvine | 78 70 | |
| | | | | | | | | | | | | 333 | A | Montana | 73 60 | |
| LAST 12 Division I GAMES: | | | | | | | | | | | | | | | | |
| | | | | 231 | A | Portland St. | 77 68 | | | | | 148 | A | North Dakota | 71 94 | |
| | | | | 333 | A | Montana | 73 60 | | | | | 99 | A | Northern Colo. | 88 95 | |
| | | | | 65 | A | Montana St. | 80 84 | | | | | 101 | H | UC Davis | 78 110 | |
| | | | | 276 | H | Northern Ariz. | 82 76 | | | | | 327 | A | UC Irvine | 78 70 | |
| | | | | 251 | H | Southern Utah | 81 69 | | | | | 56 | A | California | 73 97 | |
| | | | | 231 | H | Portland St. | 86 88 | | | | | 71 | H | Southern California | 95 111 | |

Non-Div I Games: Stanislaus St. 102 72

Sacramento St.

Sacred Heart

Through Games Of Feb. 1, 2017

| | | | | | | | | | | |
|-------------------|----------|-----------|----------------|------------|-------------|---------------|------|------|-------|-----------|
| Average RPI Win: | 272 | WON-LOST | WINNING | LAST 10 | STRENGTH OF | OPP. STRENGTH | TEAM | ADJ. | CONF. | ADJ CONF. |
| Average RPI Loss: | 175 | RECORD | PCT. RANK | GAMES | SCHEDULE | OF SCHEDULE | RPI | RPI | RPI | RPI |
| DIV. I ONLY | 11- 10 | 156 | 8- 2 | 250 | 321 | 202 | 202 | 31 | 31 | |
| DIV. I NON-CONF. | 3- 8 | 262 | 0- 2 | 56 | 237 | 185 | 185 | 32 | 32 | |
| TOTALS | RPI 1-25 | RPI 26-50 | W-L RECORDS | RPI 51-100 | RPI 101-150 | RPI 150+ | | | | |
| 11- 10 | 0- 1 | 0- 0 | OVERALL | 0- 3 | 0- 1 | 11- 5 | | | | |
| 6- 3 | 0- 1 | 0- 0 | HOME | 0- 0 | 0- 0 | 6- 2 | | | | |
| 5- 7 | 0- 0 | 0- 0 | AWAY | 0- 3 | 0- 1 | 5- 3 | | | | |
| 0- 0 | 0- 0 | 0- 0 | NEUTRAL | 0- 0 | 0- 0 | 0- 0 | | | | |
| 3- 8 | 0- 1 | 0- 0 | NON-CONFERENCE | 0- 3 | 0- 1 | 3- 3 | | | | |
| 1- 3 | 0- 1 | 0- 0 | HOME | 0- 0 | 0- 0 | 1- 2 | | | | |
| 2- 5 | 0- 0 | 0- 0 | AWAY | 0- 3 | 0- 1 | 2- 1 | | | | |
| 0- 0 | 0- 0 | 0- 0 | NEUTRAL | 0- 0 | 0- 0 | 0- 0 | | | | |
| 8- 2 | 0- 0 | 0- 0 | CONFERENCE | 0- 0 | 0- 0 | 8- 2 | | | | |
| 5- 0 | 0- 0 | 0- 0 | HOME | 0- 0 | 0- 0 | 5- 0 | | | | |
| 3- 2 | 0- 0 | 0- 0 | AWAY | 0- 0 | 0- 0 | 3- 2 | | | | |
| 0- 0 | 0- 0 | 0- 0 | NEUTRAL | 0- 0 | 0- 0 | 0- 0 | | | | |

| RPI 1-25 | | | | RPI 26-50 | | | | RPI 51-100 | | | | RPI 101+ Team's RPI: 202 | | | |
|---------------------------|---|----------------------|-------|-----------|---|--------------------|-------|------------|---|---------------|-------|--------------------------|---|----------------------|-------|
| RPI | S | Opponent | Score | RPI | S | Opponent | Score | RPI | S | Opponent | Score | RPI | S | Opponent | Score |
| 20 | H | Harvard | 60 68 | | | | | 72 | A | Buffalo | 55 76 | 129 | A | Hartford | 64 81 |
| | | | | | | | | 85 | A | New Hampshire | 43 71 | 185 | H | Brown | 66 80 |
| | | | | | | | | 94 | A | Iowa St. | 56 76 | 186 | A | Fairfield | 56 44 |
| | | | | | | | | | | | | 193 | H | Siena | 62 58 |
| | | | | | | | | | | | | 196 | A | Binghamton | 77 69 |
| | | | | | | | | | | | | 221 | H | Saint Francis (PA) | 73 63 |
| | | | | | | | | | | | | 233 | H | Robert Morris | 69 59 |
| | | | | | | | | | | | | 237 | H | Monmouth | 54 65 |
| | | | | | | | | | | | | 293 | A | Bryant | 65 53 |
| | | | | | | | | | | | | 298 | A | Central Conn. St. | 50 67 |
| | | | | | | | | | | | | 308 | A | Lehigh | 62 68 |
| | | | | | | | | | | | | 320 | A | St. Francis Brooklyn | 81 74 |
| | | | | | | | | | | | | 325 | A | Mt. St. Mary's | 59 61 |
| | | | | | | | | | | | | 325 | H | Mt. St. Mary's | 49 45 |
| | | | | | | | | | | | | 332 | H | LIU Brooklyn | 66 48 |
| | | | | | | | | | | | | 344 | A | Wagner | 70 56 |
| | | | | | | | | | | | | 344 | H | Wagner | 62 52 |
| LAST 12 Division I GAMES: | | | | | | | | | | | | | | | |
| 325 | A | Mt. St. Mary's | 59 61 | 344 | A | Wagner | 70 56 | | | | | | | | |
| 332 | H | LIU Brooklyn | 66 48 | 298 | A | Central Conn. St. | 50 67 | | | | | | | | |
| 325 | H | Mt. St. Mary's | 49 45 | 221 | H | Saint Francis (PA) | 73 63 | | | | | | | | |
| 344 | H | Wagner | 62 52 | 233 | H | Robert Morris | 69 59 | | | | | | | | |
| 320 | A | St. Francis Brooklyn | 81 74 | 94 | A | Iowa St. | 56 76 | | | | | | | | |
| 293 | A | Bryant | 65 53 | 85 | A | New Hampshire | 43 71 | | | | | | | | |

Non-Div I Games:

Sacred Heart

■ Loss,
 ■ Non-Conf,
 ■ S Site,
 ■ H Home
 ■ A Away
 N Neutral

| | | | | | | | | | | |
|-------------------|---------------|------------|----------------|------------|-------------|---------------|------------|-----------|-----------|-----------|
| Average RPI Win: | 288 | WON-LOST | WINNING | LAST 10 | STRENGTH OF | OPP. STRENGTH | TEAM | ADJ. | CONF. | ADJ CONF. |
| Average RPI Loss: | 174 | RECORD | PCT. RANK | GAMES | SCHEDULE | OF SCHEDULE | RPI | RPI | RPI | RPI |
| DIV. I ONLY | 11- 10 | 156 | 8- 2 | 297 | 332 | 221 | 221 | 31 | 31 | |
| DIV. I NON-CONF. | 3- 8 | 262 | 0- 2 | 208 | 262 | 257 | 257 | 32 | 32 | |
| TOTALS | RPI 1-25 | RPI 26-50 | W-L RECORDS | RPI 51-100 | RPI 101-150 | RPI 150+ | | | | |
| 11- 10 | 0- 1 | 0- 1 | OVERALL | 0- 1 | 0- 2 | 11- 5 | | | | |
| 5- 3 | 0- 0 | 0- 0 | HOME | 0- 1 | 0- 1 | 5- 1 | | | | |
| 6- 5 | 0- 1 | 0- 1 | AWAY | 0- 0 | 0- 1 | 6- 2 | | | | |
| 0- 2 | 0- 0 | 0- 0 | NEUTRAL | 0- 0 | 0- 0 | 0- 2 | | | | |
| 3- 8 | 0- 1 | 0- 1 | NON-CONFERENCE | 0- 1 | 0- 2 | 3- 3 | | | | |
| 1- 2 | 0- 0 | 0- 0 | HOME | 0- 1 | 0- 1 | 1- 0 | | | | |
| 2- 4 | 0- 1 | 0- 1 | AWAY | 0- 0 | 0- 1 | 2- 1 | | | | |
| 0- 2 | 0- 0 | 0- 0 | NEUTRAL | 0- 0 | 0- 0 | 0- 2 | | | | |
| 8- 2 | 0- 0 | 0- 0 | CONFERENCE | 0- 0 | 0- 0 | 8- 2 | | | | |
| 4- 1 | 0- 0 | 0- 0 | HOME | 0- 0 | 0- 0 | 4- 1 | | | | |
| 4- 1 | 0- 0 | 0- 0 | AWAY | 0- 0 | 0- 0 | 4- 1 | | | | |
| 0- 0 | 0- 0 | 0- 0 | NEUTRAL | 0- 0 | 0- 0 | 0- 0 | | | | |

| RPI 1-25 | | | | RPI 26-50 | | | | RPI 51-100 | | | | RPI 101+ Team's RPI: 221 | | | |
|---------------------------|---|-------------------|---------------|-----------|---|----------------------|---------------|------------|---|----------|--------------|--------------------------|---|----------------------|--------------|
| RPI | S | Opponent | Score | RPI | S | Opponent | Score | RPI | S | Opponent | Score | RPI | S | Opponent | Score |
| 23 | A | South Fla. | 80 129 | 40 | A | Marquette | 91 104 | 84 | H | Cornell | 72 78 | 127 | A | William & Mary | 60 73 |
| | | | | | | | | | | | | 144 | H | Columbia | 77 84 |
| | | | | | | | | | | | | 202 | A | Sacred Heart | 63 73 |
| | | | | | | | | | | | | 203 | A | Wisconsin | 103 100 |
| | | | | | | | | | | | | 232 | N | UMES | 82 90 |
| | | | | | | | | | | | | 233 | A | Robert Morris | 70 55 |
| | | | | | | | | | | | | 233 | H | Robert Morris | 68 70 |
| | | | | | | | | | | | | 235 | A | Coastal Caro. | 70 59 |
| | | | | | | | | | | | | 243 | H | Canisius | 95 74 |
| | | | | | | | | | | | | 293 | H | Bryant | 79 67 |
| | | | | | | | | | | | | 298 | H | Central Conn. St. | 87 81 |
| | | | | | | | | | | | | 310 | A | Youngstown St. | 68 69 |
| | | | | | | | | | | | | 320 | H | St. Francis Brooklyn | 79 62 |
| | | | | | | | | | | | | 325 | A | Mt. St. Mary's | 97 88 |
| | | | | | | | | | | | | 332 | H | LIU Brooklyn | 66 52 |
| | | | | | | | | | | | | 343 | A | Fairleigh Dickinson | 82 79 |
| | | | | | | | | | | | | 344 | A | Wagner | 67 46 |
| | | | | | | | | | | | | 347 | N | Jackson St. | 84 88 |
| LAST 12 Division I GAMES: | | | | | | | | | | | | | | | |
| 233 | H | Robert Morris | 68 70 | 320 | H | St. Francis Brooklyn | 79 62 | | | | | | | | |
| 344 | A | Wagner | 67 46 | 332 | H | LIU Brooklyn | 66 52 | | | | | | | | |
| 293 | H | Bryant | 79 67 | 202 | A | Sacred Heart | 63 73 | | | | | | | | |
| 298 | H | Central Conn. St. | 87 81 | 343 | A | Fairleigh Dickinson | 82 79 | | | | | | | | |
| 233 | A | Robert Morris | 70 55 | 127 | A | William & Mary | 60 73 | | | | | | | | |
| 325 | A | Mt. St. Mary's | 97 88 | 347 | N | Jackson St. | 84 88 | | | | | | | | |

Non-Div I Games:

Saint Francis (PA)

■ Loss,
 ■ Non-Conf,
 ■ S Site,
 ■ Home
 ■ A Away
 N Neutral

Saint Joseph's

Through Games Of Feb. 1, 2017

| | | | | | | | | | | |
|-------------------|----------|-----------|----------------|------------|-------------|---------------|------|------|-------|-----------|
| Average RPI Win: | 192 | WON-LOST | WINNING | LAST 10 | STRENGTH OF | OPP. STRENGTH | TEAM | ADJ. | CONF. | ADJ CONF. |
| Average RPI Loss: | 97 | RECORD | PCT. RANK | GAMES | SCHEDULE | OF SCHEDULE | RPI | RPI | RPI | RPI |
| DIV. I ONLY | 10- 12 | 200 | 7- 3 | 61 | 145 | 134 | 134 | 12 | 12 | |
| DIV. I NON-CONF. | 3- 9 | 275 | 0- 2 | 26 | 138 | 174 | 174 | 13 | 13 | |
| TOTALS | RPI 1-25 | RPI 26-50 | W-L RECORDS | RPI 51-100 | RPI 101-150 | RPI 150+ | | | | |
| 10- 12 | 0- 0 | 0- 3 | OVERALL | 0- 6 | 5- 0 | 5- 3 | | | | |
| 6- 5 | 0- 0 | 0- 3 | HOME | 0- 1 | 3- 0 | 3- 1 | | | | |
| 4- 6 | 0- 0 | 0- 0 | AWAY | 0- 1 | 2- 0 | 2- 0 | | | | |
| 0- 1 | 0- 0 | 0- 0 | NEUTRAL | 0- 1 | 0- 0 | 0- 0 | | | | |
| 3- 9 | 0- 0 | 0- 3 | NON-CONFERENCE | 0- 4 | 2- 0 | 1- 2 | | | | |
| 1- 5 | 0- 0 | 0- 3 | HOME | 0- 1 | 0- 0 | 1- 1 | | | | |
| 2- 3 | 0- 0 | 0- 0 | AWAY | 0- 2 | 2- 0 | 0- 1 | | | | |
| 0- 1 | 0- 0 | 0- 0 | NEUTRAL | 0- 1 | 0- 0 | 0- 0 | | | | |
| 7- 3 | 0- 0 | 0- 0 | CONFERENCE | 0- 2 | 3- 0 | 4- 1 | | | | |
| 5- 0 | 0- 0 | 0- 0 | HOME | 0- 0 | 3- 0 | 2- 0 | | | | |
| 2- 3 | 0- 0 | 0- 0 | AWAY | 0- 2 | 0- 0 | 2- 1 | | | | |
| 0- 0 | 0- 0 | 0- 0 | NEUTRAL | 0- 0 | 0- 0 | 0- 0 | | | | |

| RPI 1-25 | | | | RPI 26-50 | | | | RPI 51-100 | | | | RPI 101+ | | | | Team's RPI: 134 | |
|---------------------------|---|----------|-------|-----------|---|-----------------|-------|------------|---|-------------------|-------|----------|---|-----------------|-------|-----------------|--|
| RPI | S | Opponent | Score | RPI | S | Opponent | Score | RPI | S | Opponent | Score | RPI | S | Opponent | Score | | |
| | | | | 33 | H | Temple | 70 86 | 63 | H | Villanova | 54 62 | 120 | H | Duquesne | 60 58 | | |
| | | | | 44 | H | James Madison | 72 85 | 68 | A | Drexel | 49 60 | 122 | H | Fordham | 47 44 | | |
| | | | | 48 | H | Bucknell | 61 64 | 70 | A | George Washington | 44 53 | 123 | H | VCU | 64 58 | | |
| | | | | | | | | 74 | A | Dayton | 59 64 | 147 | A | New Mexico | 79 67 | | |
| | | | | | | | | 83 | A | Central Mich. | 71 73 | 150 | A | Penn | 57 53 | | |
| | | | | | | | | 100 | N | BYU | 56 71 | 154 | A | Iona | 57 58 | | |
| | | | | | | | | | | | | 158 | A | La Salle | 75 55 | | |
| | | | | | | | | | | | | 179 | H | Hofstra | 64 75 | | |
| | | | | | | | | | | | | 225 | H | St. Bonaventure | 70 53 | | |
| | | | | | | | | | | | | 246 | A | Richmond | 52 70 | | |
| | | | | | | | | | | | | 275 | H | Massachusetts | 81 50 | | |
| | | | | | | | | | | | | 294 | A | Rhode Island | 75 49 | | |
| | | | | | | | | | | | | 304 | H | NJIT | 75 36 | | |
| LAST 12 Division I GAMES: | | | | | | | | | | | | | | | | | |
| | | | | 120 | H | Duquesne | 60 58 | 123 | H | VCU | 64 58 | | | | | | |
| | | | | 225 | H | St. Bonaventure | 70 53 | 275 | H | Massachusetts | 81 50 | | | | | | |
| | | | | 294 | A | Rhode Island | 75 49 | 70 | A | George Washington | 44 53 | | | | | | |
| | | | | 74 | A | Dayton | 59 64 | 246 | A | Richmond | 52 70 | | | | | | |
| | | | | 122 | H | Fordham | 47 44 | 44 | H | James Madison | 72 85 | | | | | | |
| | | | | 158 | A | La Salle | 75 55 | 179 | H | Hofstra | 64 75 | | | | | | |

Non-Div I Games:

Saint Joseph's

■ Loss,
 ■ Non-Conf,
 ■ S Site,
 ■ H Home
 ■ A Away
 N Neutral

Saint Louis

Through Games Of Feb. 1, 2017

| | | | | | | | | | | |
|-------------------|----------|-----------|----------------|------------|-------------|---------------|------|------|-------|-----------|
| Average RPI Win: | 214 | WON-LOST | WINNING | LAST 10 | STRENGTH OF | OPP. STRENGTH | TEAM | ADJ. | CONF. | ADJ CONF. |
| Average RPI Loss: | 115 | RECORD | PCT. RANK | GAMES | SCHEDULE | OF SCHEDULE | RPI | RPI | RPI | RPI |
| DIV. I ONLY | 18- 5 | 26 | 8- 2 | 299 | 117 | 111 | 111 | 12 | 12 | |
| DIV. I NON-CONF. | 10- 3 | 54 | 2- 0 | 328 | 164 | 145 | 145 | 13 | 13 | |
| TOTALS | RPI 1-25 | RPI 26-50 | W-L RECORDS | RPI 51-100 | RPI 101-150 | RPI 150+ | | | | |
| 18- 5 | 0- 0 | 1- 0 | OVERALL | 2- 2 | 3- 2 | 12- 1 | | | | |
| 9- 2 | 0- 0 | 1- 0 | HOME | 2- 1 | 2- 0 | 4- 1 | | | | |
| 9- 3 | 0- 0 | 0- 0 | AWAY | 0- 1 | 1- 2 | 8- 0 | | | | |
| 0- 0 | 0- 0 | 0- 0 | NEUTRAL | 0- 0 | 0- 0 | 0- 0 | | | | |
| 10- 3 | 0- 0 | 1- 0 | NON-CONFERENCE | 1- 1 | 0- 1 | 8- 1 | | | | |
| 5- 1 | 0- 0 | 1- 0 | HOME | 1- 0 | 0- 0 | 3- 1 | | | | |
| 5- 2 | 0- 0 | 0- 0 | AWAY | 0- 1 | 0- 1 | 5- 0 | | | | |
| 0- 0 | 0- 0 | 0- 0 | NEUTRAL | 0- 0 | 0- 0 | 0- 0 | | | | |
| 8- 2 | 0- 0 | 0- 0 | CONFERENCE | 1- 1 | 3- 1 | 4- 0 | | | | |
| 4- 1 | 0- 0 | 0- 0 | HOME | 1- 1 | 2- 0 | 1- 0 | | | | |
| 4- 1 | 0- 0 | 0- 0 | AWAY | 0- 0 | 1- 1 | 3- 0 | | | | |
| 0- 0 | 0- 0 | 0- 0 | NEUTRAL | 0- 0 | 0- 0 | 0- 0 | | | | |

| RPI S | Opponent | Score | RPI S | Opponent | Score | RPI S | Opponent | Score | RPI S | Opponent | Score | Team's RPI: 111 |
|---------------------------|---------------------|-------|-------|---------------------|--------|-------|---------------------|--------|-------|----------|-------|-----------------|
| 31 | H Missouri | 72 61 | 55 | A Little Rock | 43 56 | 120 | A Duquesne | 65 94 | | | | |
| | | | 60 | H Washington St. | 73 70 | 122 | H Fordham | 82 58 | | | | |
| | | | 70 | H George Washington | 67 59 | 123 | A VCU | 62 48 | | | | |
| | | | 74 | H Dayton | 67 78 | 137 | A Tulsa | 64 70 | | | | |
| | | | | | | 143 | H George Mason | 89 50 | | | | |
| | | | | | | 187 | H Indiana St. | 67 70 | | | | |
| | | | | | | 204 | A Loyola Marymount | 90 76 | | | | |
| | | | | | | 211 | H SIUE | 90 49 | | | | |
| | | | | | | 225 | H St. Bonaventure | 64 49 | | | | |
| | | | | | | 234 | A Bradley | 68 58 | | | | |
| | | | | | | 275 | A Massachusetts | 81 60 | | | | |
| | | | | | | 285 | A Lipscomb | 83 38 | | | | |
| | | | | | | 286 | A Southeast Mo. St. | 89 50 | | | | |
| | | | | | | 292 | A Davidson | 106 69 | | | | |
| | | | | | | 294 | A Rhode Island | 68 50 | | | | |
| | | | | | | 313 | H Eastern Ky. | 78 51 | | | | |
| | | | | | | 327 | A UC Irvine | 79 69 | | | | |
| | | | | | | 348 | H Morgan St. | 71 43 | | | | |
| LAST 12 Division I GAMES: | | | | | | | | | | | | |
| 275 | A Massachusetts | 81 60 | 225 | H St. Bonaventure | 64 49 | | | | | | | |
| 122 | H Fordham | 82 58 | 123 | A VCU | 62 48 | | | | | | | |
| 70 | H George Washington | 67 59 | 143 | H George Mason | 89 50 | | | | | | | |
| 294 | A Rhode Island | 68 50 | 292 | A Davidson | 106 69 | | | | | | | |
| 120 | A Duquesne | 65 94 | 285 | A Lipscomb | 83 38 | | | | | | | |
| 74 | H Dayton | 67 78 | 31 | H Missouri | 72 61 | | | | | | | |

Non-Div I Games:

Saint Louis

■ Loss,
 ■ Non-Conf,
 ■ S Site,
 ■ H Home
 ■ A Away
 N Neutral

Saint Peter's

Through Games Of Feb. 1, 2017

| | | | | | | | | | | |
|-------------------|----------|-----------|----------------|------------|-------------|---------------|------|------|-------|-----------|
| Average RPI Win: | 267 | WON-LOST | WINNING | LAST 10 | STRENGTH OF | OPP. STRENGTH | TEAM | ADJ. | CONF. | ADJ CONF. |
| Average RPI Loss: | 156 | RECORD | PCT. RANK | GAMES | SCHEDULE | OF SCHEDULE | RPI | RPI | RPI | RPI |
| DIV. I ONLY | 3- 18 | 331 | 1- 9 | 149 | 222 | 306 | 306 | 17 | 17 | |
| DIV. I NON-CONF. | 1- 8 | 314 | 1- 1 | 125 | 246 | 301 | 301 | 17 | 17 | |
| TOTALS | RPI 1-25 | RPI 26-50 | W-L RECORDS | RPI 51-100 | RPI 101-150 | RPI 150+ | | | | |
| 3- 18 | 0- 2 | 0- 2 | OVERALL | 0- 1 | 0- 4 | 3- 9 | | | | |
| 2- 5 | 0- 0 | 0- 1 | HOME | 0- 0 | 0- 1 | 2- 3 | | | | |
| 1- 10 | 0- 0 | 0- 0 | AWAY | 0- 0 | 0- 0 | 1- 1 | | | | |
| 0- 3 | 0- 0 | 0- 0 | NEUTRAL | 0- 0 | 0- 2 | 0- 1 | | | | |
| 1- 8 | 0- 2 | 0- 0 | NON-CONFERENCE | 0- 1 | 0- 2 | 1- 3 | | | | |
| 1- 0 | 0- 0 | 0- 0 | HOME | 0- 0 | 0- 0 | 1- 0 | | | | |
| 0- 5 | 0- 2 | 0- 0 | AWAY | 0- 1 | 0- 0 | 0- 2 | | | | |
| 0- 3 | 0- 0 | 0- 0 | NEUTRAL | 0- 0 | 0- 2 | 0- 1 | | | | |
| 2- 10 | 0- 0 | 0- 2 | CONFERENCE | 0- 0 | 0- 2 | 2- 6 | | | | |
| 1- 5 | 0- 0 | 0- 1 | HOME | 0- 0 | 0- 1 | 1- 3 | | | | |
| 1- 5 | 0- 0 | 0- 1 | AWAY | 0- 0 | 0- 1 | 1- 3 | | | | |
| 0- 0 | 0- 0 | 0- 0 | NEUTRAL | 0- 0 | 0- 0 | 0- 0 | | | | |

| RPI 1-25 | | | | RPI 26-50 | | | | RPI 51-100 | | | | RPI 101+ Team's RPI: 306 | | | |
|---------------------------|---|----------------|--------|-----------|---|---------------------|-------|------------|---|----------|--------|--------------------------|---|----------------------|-------|
| RPI | S | Opponent | Score | RPI | S | Opponent | Score | RPI | S | Opponent | Score | RPI | S | Opponent | Score |
| 3 | A | South Carolina | 38 93 | 46 | A | Quinnipiac | 47 82 | 95 | A | Penn St. | 50 106 | 119 | N | Maine | 43 59 |
| 18 | A | Maryland | 49 101 | 46 | H | Quinnipiac | 51 84 | | | | | 132 | A | Rider | 46 47 |
| | | | | | | | | | | | | 132 | H | Rider | 43 56 |
| | | | | | | | | | | | | 139 | N | Hampton | 42 71 |
| | | | | | | | | | | | | 154 | H | Iona | 58 66 |
| | | | | | | | | | | | | 185 | A | Brown | 71 80 |
| | | | | | | | | | | | | 193 | A | Siena | 55 80 |
| | | | | | | | | | | | | 218 | H | Niagara | 78 66 |
| | | | | | | | | | | | | 237 | A | Monmouth | 59 76 |
| | | | | | | | | | | | | 240 | A | Marist | 73 69 |
| | | | | | | | | | | | | 243 | H | Canisius | 54 59 |
| | | | | | | | | | | | | 244 | A | Manhattan | 44 57 |
| | | | | | | | | | | | | 244 | H | Manhattan | 65 69 |
| | | | | | | | | | | | | 255 | N | Bowling Green | 68 73 |
| | | | | | | | | | | | | 320 | A | St. Francis Brooklyn | 52 58 |
| | | | | | | | | | | | | 343 | H | Fairleigh Dickinson | 65 43 |
| LAST 12 Division I GAMES: | | | | | | | | | | | | | | | |
| 244 | A | Manhattan | 44 57 | 237 | A | Monmouth | 59 76 | | | | | | | | |
| 132 | A | Rider | 46 47 | 154 | H | Iona | 58 66 | | | | | | | | |
| 244 | H | Manhattan | 65 69 | 46 | A | Quinnipiac | 47 82 | | | | | | | | |
| 132 | H | Rider | 43 56 | 218 | H | Niagara | 78 66 | | | | | | | | |
| 193 | A | Siena | 55 80 | 185 | A | Brown | 71 80 | | | | | | | | |
| 243 | H | Canisius | 54 59 | 343 | H | Fairleigh Dickinson | 65 43 | | | | | | | | |

Non-Div I Games:

Saint Peter's

■ Loss,
 ■ Non-Conf,
 ■ S Site,
 ■ Home
 ■ A Away
 N Neutral

| | | | | | | | | | | |
|-------------------|----------|-----------|----------------|------------|-------------|---------------|------|------|-------|-----------|
| Average RPI Win: | 338 | WON-LOST | WINNING | LAST 10 | STRENGTH OF | OPP. STRENGTH | TEAM | ADJ. | CONF. | ADJ CONF. |
| Average RPI Loss: | 219 | RECORD | PCT. RANK | GAMES | SCHEDULE | OF SCHEDULE | RPI | RPI | RPI | RPI |
| DIV. I ONLY | 1- 16 | 342 | 1- 9 | 302 | 327 | 346 | 346 | 27 | 27 | |
| DIV. I NON-CONF. | 0- 9 | 335 | 0- 4 | 143 | 321 | 334 | 334 | 26 | 26 | |
| TOTALS | RPI 1-25 | RPI 26-50 | W-L RECORDS | RPI 51-100 | RPI 101-150 | RPI 150+ | | | | |
| 1- 16 | 0- 1 | 0- 0 | OVERALL | 0- 0 | 0- 3 | 1- 12 | | | | |
| 1- 4 | 0- 0 | 0- 0 | HOME | 0- 0 | 0- 1 | 1- 3 | | | | |
| 0- 11 | 0- 1 | 0- 0 | AWAY | 0- 0 | 0- 2 | 0- 7 | | | | |
| 0- 1 | 0- 0 | 0- 0 | NEUTRAL | 0- 0 | 0- 0 | 0- 1 | | | | |
| 0- 9 | 0- 1 | 0- 0 | NON-CONFERENCE | 0- 0 | 0- 2 | 0- 6 | | | | |
| 0- 1 | 0- 0 | 0- 0 | HOME | 0- 0 | 0- 0 | 0- 1 | | | | |
| 0- 7 | 0- 1 | 0- 0 | AWAY | 0- 0 | 0- 2 | 0- 4 | | | | |
| 0- 1 | 0- 0 | 0- 0 | NEUTRAL | 0- 0 | 0- 0 | 0- 1 | | | | |
| 1- 7 | 0- 0 | 0- 0 | CONFERENCE | 0- 0 | 0- 1 | 1- 6 | | | | |
| 1- 3 | 0- 0 | 0- 0 | HOME | 0- 0 | 0- 1 | 1- 2 | | | | |
| 0- 4 | 0- 0 | 0- 0 | AWAY | 0- 0 | 0- 0 | 0- 4 | | | | |
| 0- 0 | 0- 0 | 0- 0 | NEUTRAL | 0- 0 | 0- 0 | 0- 0 | | | | |

| RPI 1-25 | | | | RPI 26-50 | | | | RPI 51-100 | | | | RPI 101+ Team's RPI: 346 | | | |
|---------------------------|---|--------------------|-------|-----------|---|-----------------|-------|------------|---|----------|-------|--------------------------|---|--------------------|-------|
| RPI | S | Opponent | Score | RPI | S | Opponent | Score | RPI | S | Opponent | Score | RPI | S | Opponent | Score |
| 25 | A | LSU | 41 89 | | | | | | | | | 109 | A | Arkansas | 39 71 |
| | | | | | | | | | | | | 140 | A | TCU | 37 81 |
| | | | | | | | | | | | | 146 | H | Lamar University | 44 70 |
| | | | | | | | | | | | | 153 | A | Rice | 51 77 |
| | | | | | | | | | | | | 184 | A | New Orleans | 49 78 |
| | | | | | | | | | | | | 205 | A | Texas St. | 46 69 |
| | | | | | | | | | | | | 223 | N | Marshall | 50 73 |
| | | | | | | | | | | | | 259 | A | UTRGV | 50 78 |
| | | | | | | | | | | | | 259 | H | UTRGV | 45 69 |
| | | | | | | | | | | | | 271 | A | McNeese | 56 79 |
| | | | | | | | | | | | | 287 | A | Prairie View | 65 75 |
| | | | | | | | | | | | | 288 | H | A&M-Corpus Christi | 37 63 |
| | | | | | | | | | | | | 307 | H | Nicholls St. | 59 66 |
| | | | | | | | | | | | | 321 | A | Northwestern St. | 51 78 |
| | | | | | | | | | | | | 334 | A | Houston Baptist | 51 61 |
| | | | | | | | | | | | | 338 | H | Southeastern La. | 68 61 |
| LAST 12 Division I GAMES: | | | | | | | | | | | | | | | |
| 338 | H | Southeastern La. | 68 61 | 271 | A | McNeese | 56 79 | | | | | | | | |
| 288 | H | A&M-Corpus Christi | 37 63 | 334 | A | Houston Baptist | 51 61 | | | | | | | | |
| 146 | H | Lamar University | 44 70 | 205 | A | Texas St. | 46 69 | | | | | | | | |
| 321 | A | Northwestern St. | 51 78 | 25 | A | LSU | 41 89 | | | | | | | | |
| 184 | A | New Orleans | 49 78 | 287 | A | Prairie View | 65 75 | | | | | | | | |
| 307 | H | Nicholls St. | 59 66 | 153 | A | Rice | 51 77 | | | | | | | | |

Non-Div I Games: Wiley

51 57

Sam Houston St.

■ Loss,
 ■ Non-Conf,
 ■ S Site,
 ■ Home
 ■ A Away
 N Neutral

| | | | | | | | | | |
|------------------------------|----------|-----------|----------------|-------------|---------------|----------|------|-------|-----------|
| Average RPI Win: 229 | WON-LOST | WINNING | LAST 10 | STRENGTH OF | OPP. STRENGTH | TEAM | ADJ. | CONF. | ADJ CONF. |
| Average RPI Loss: 131 | RECORD | PCT. RANK | GAMES | SCHEDULE | OF SCHEDULE | RPI | RPI | RPI | RPI |
| DIV. I ONLY | 8- 13 | 234 | 2- 7 | 175 | 161 | 226 | 226 | 18 | 18 |
| DIV. I NON-CONF. | 6- 8 | 203 | 1- 3 | 178 | 96 | 196 | 196 | 22 | 22 |
| TOTALS | RPI 1-25 | RPI 26-50 | W-L RECORDS | RPI 51-100 | RPI 101-150 | RPI 150+ | | | |
| 8- 13 | 0- 2 | 0- 1 | OVERALL | 0- 2 | 1- 3 | 7- 5 | | | |
| 6- 4 | 0- 0 | 0- 0 | HOME | 0- 1 | 0- 1 | 6- 2 | | | |
| 2- 7 | 0- 2 | 0- 1 | AWAY | 0- 1 | 1- 1 | 1- 2 | | | |
| 0- 2 | 0- 0 | 0- 0 | NEUTRAL | 0- 0 | 0- 1 | 0- 1 | | | |
| 6- 8 | 0- 2 | 0- 1 | NON-CONFERENCE | 0- 2 | 1- 1 | 5- 2 | | | |
| 5- 1 | 0- 0 | 0- 0 | HOME | 0- 1 | 0- 0 | 5- 0 | | | |
| 1- 5 | 0- 2 | 0- 1 | AWAY | 0- 1 | 1- 0 | 0- 1 | | | |
| 0- 2 | 0- 0 | 0- 0 | NEUTRAL | 0- 0 | 0- 1 | 0- 1 | | | |
| 2- 5 | 0- 0 | 0- 0 | CONFERENCE | 0- 0 | 0- 2 | 2- 3 | | | |
| 1- 3 | 0- 0 | 0- 0 | HOME | 0- 0 | 0- 1 | 1- 2 | | | |
| 1- 2 | 0- 0 | 0- 0 | AWAY | 0- 0 | 0- 1 | 1- 1 | | | |
| 0- 0 | 0- 0 | 0- 0 | NEUTRAL | 0- 0 | 0- 0 | 0- 0 | | | |

| RPI 1-25 | | | | RPI 26-50 | | | | RPI 51-100 | | | | RPI 101+ Team's RPI: 226 | | | |
|---------------------------|---|---------------|--------------|-----------|---|--------------|--------------|------------|---|--------------|--------------|--------------------------|---|---------------|--------------|
| RPI | S | Opponent | Score | RPI | S | Opponent | Score | RPI | S | Opponent | Score | RPI | S | Opponent | Score |
| 15 | A | Kentucky | 57 80 | 49 | A | Wake Forest | 40 51 | 53 | A | Georgia Tech | 57 62 | 102 | H | Chattanooga | 61 77 |
| 20 | A | Harvard | 52 57 | | | | | 81 | H | Belmont | 54 73 | 116 | A | Georgia | 65 59 |
| | | | | | | | | | | | | 118 | A | Mercer | 49 59 |
| | | | | | | | | | | | | 139 | N | Hampton | 57 63 |
| | | | | | | | | | | | | 170 | N | UC Riverside | 48 51 |
| | | | | | | | | | | | | 178 | H | ETSU | 57 69 |
| | | | | | | | | | | | | 183 | H | Memphis | 48 42 |
| | | | | | | | | | | | | 189 | H | UAB | 52 49 |
| | | | | | | | | | | | | 197 | H | Alabama St. | 63 49 |
| | | | | | | | | | | | | 227 | H | Wofford | 57 54 |
| | | | | | | | | | | | | 236 | H | Furman | 50 54 |
| | | | | | | | | | | | | 253 | A | UNCG | 40 64 |
| | | | | | | | | | | | | 270 | H | UT Martin | 69 62 |
| | | | | | | | | | | | | 294 | A | Rhode Island | 63 78 |
| | | | | | | | | | | | | 303 | A | Western Caro. | 49 42 |
| | | | | | | | | | | | | 349 | H | Alabama A&M | 61 37 |
| LAST 12 Division I GAMES: | | | | | | | | | | | | | | | |
| 118 | A | Mercer | 49 59 | 102 | H | Chattanooga | 61 77 | | | | | | | | |
| 236 | H | Furman | 50 54 | 139 | N | Hampton | 57 63 | | | | | | | | |
| 227 | H | Wofford | 57 54 | 170 | N | UC Riverside | 48 51 | | | | | | | | |
| 253 | A | UNCG | 40 64 | 116 | A | Georgia | 65 59 | | | | | | | | |
| 303 | A | Western Caro. | 49 42 | 49 | A | Wake Forest | 40 51 | | | | | | | | |
| 178 | H | ETSU | 57 69 | 189 | H | UAB | 52 49 | | | | | | | | |

Non-Div I Games: AUM

72 50

Samford

■ Loss,
 ■ Non-Conf,
 ■ S Site,
 ■ H Home
 ■ A Away
 N Neutral

| | | | | | | | | | |
|------------------------------|----------|-----------|----------------|-------------|---------------|----------|------|-------|-----------|
| Average RPI Win: 227 | WON-LOST | WINNING | LAST 10 | STRENGTH OF | OPP. STRENGTH | TEAM | ADJ. | CONF. | ADJ CONF. |
| Average RPI Loss: 141 | RECORD | PCT. RANK | GAMES | SCHEDULE | OF SCHEDULE | RPI | RPI | RPI | RPI |
| DIV. I ONLY | 10- 10 | 166 | 4- 6 | 232 | 192 | 215 | 215 | 14 | 14 |
| DIV. I NON-CONF. | 6- 4 | 126 | 1- 1 | 240 | 255 | 176 | 176 | 12 | 12 |
| TOTALS | RPI 1-25 | RPI 26-50 | W-L RECORDS | RPI 51-100 | RPI 101-150 | RPI 150+ | | | |
| 10- 10 | 0- 0 | 0- 0 | OVERALL | 0- 4 | 2- 4 | 8- 2 | | | |
| 8- 4 | 0- 0 | 0- 0 | HOME | 0- 1 | 1- 2 | 7- 1 | | | |
| 2- 6 | 0- 0 | 0- 0 | AWAY | 0- 0 | 1- 0 | 1- 0 | | | |
| 0- 0 | 0- 0 | 0- 0 | NEUTRAL | 0- 0 | 0- 0 | 0- 0 | | | |
| 6- 4 | 0- 0 | 0- 0 | NON-CONFERENCE | 0- 2 | 0- 2 | 6- 0 | | | |
| 5- 1 | 0- 0 | 0- 0 | HOME | 0- 0 | 0- 1 | 5- 0 | | | |
| 1- 3 | 0- 0 | 0- 0 | AWAY | 0- 2 | 0- 1 | 1- 0 | | | |
| 0- 0 | 0- 0 | 0- 0 | NEUTRAL | 0- 0 | 0- 0 | 0- 0 | | | |
| 4- 6 | 0- 0 | 0- 0 | CONFERENCE | 0- 2 | 2- 2 | 2- 2 | | | |
| 3- 3 | 0- 0 | 0- 0 | HOME | 0- 1 | 1- 1 | 2- 1 | | | |
| 1- 3 | 0- 0 | 0- 0 | AWAY | 0- 1 | 1- 1 | 0- 1 | | | |
| 0- 0 | 0- 0 | 0- 0 | NEUTRAL | 0- 0 | 0- 0 | 0- 0 | | | |

| RPI 1-25 | | | | RPI 26-50 | | | | RPI 51-100 | | | | RPI 101+ | | | | Team's RPI: 215 | |
|---------------------------|---|------------------|-------|-----------|-----|----------|-----------------|------------|----|----------------|-------|----------|-----|----------|-------------------|-----------------|----|
| RPI | S | Opponent | Score | RPI | S | Opponent | Score | RPI | S | Opponent | Score | RPI | S | Opponent | Score | | |
| | | | | | | | | 60 | A | Washington St. | 73 | 83 | 114 | A | Arizona | 59 | 76 |
| | | | | | | | | 97 | H | Gonzaga | 55 | 57 | 125 | H | St. Mary's (CA) | 73 | 71 |
| | | | | | | | | 99 | A | Northern Colo. | 51 | 54 | 141 | A | San Francisco | 72 | 81 |
| | | | | | | | | 100 | A | BYU | 63 | 81 | 141 | H | San Francisco | 67 | 82 |
| | | | | | | | | | | | | | 142 | A | Santa Clara | 57 | 56 |
| | | | | | | | | | | | | | 148 | H | North Dakota | 61 | 65 |
| | | | | | | | | | | | | | 199 | A | Pacific | 64 | 84 |
| | | | | | | | | | | | | | 204 | H | Loyola Marymount | 61 | 58 |
| | | | | | | | | | | | | | 213 | A | CSUN | 76 | 67 |
| | | | | | | | | | | | | | 229 | H | San Diego St. | 91 | 53 |
| | | | | | | | | | | | | | 230 | H | Seattle U | 67 | 44 |
| | | | | | | | | | | | | | 239 | H | UC Santa Barbara | 77 | 63 |
| | | | | | | | | | | | | | 264 | H | Portland | 57 | 40 |
| | | | | | | | | | | | | | 284 | H | Nevada | 70 | 54 |
| | | | | | | | | | | | | | 312 | H | Pepperdine | 42 | 55 |
| | | | | | | | | | | | | | 339 | H | Cal St. Fullerton | 103 | 50 |
| LAST 12 Division I GAMES: | | | | | | | | | | | | | | | | | |
| 264 | H | Portland | 57 | 40 | 312 | H | Pepperdine | 42 | 55 | | | | | | | | |
| 97 | H | Gonzaga | 55 | 57 | 199 | A | Pacific | 64 | 84 | | | | | | | | |
| 141 | A | San Francisco | 72 | 81 | 125 | H | St. Mary's (CA) | 73 | 71 | | | | | | | | |
| 204 | H | Loyola Marymount | 61 | 58 | 141 | H | San Francisco | 67 | 82 | | | | | | | | |
| 100 | A | BYU | 63 | 81 | 148 | H | North Dakota | 61 | 65 | | | | | | | | |
| 142 | A | Santa Clara | 57 | 56 | 230 | H | Seattle U | 67 | 44 | | | | | | | | |

Non-Div I Games:

San Diego

■ Loss,
 ■ Non-Conf,
 ■ S Site,
 ■ H Home
 ■ A Away
 N Neutral

| | | | | | | | | | | |
|-----------------------|------|----------|-----------|----------------|-------------|---------------|----------|------|-------|-----------|
| Average RPI Win: 219 | | WON-LOST | WINNING | LAST 10 | STRENGTH OF | OPP. STRENGTH | TEAM | ADJ. | CONF. | ADJ CONF. |
| Average RPI Loss: 151 | | RECORD | PCT. RANK | GAMES | SCHEDULE | OF SCHEDULE | RPI | RPI | RPI | RPI |
| DIV. I ONLY | | 6- 12 | 261 | 3- 6 | 134 | 234 | 229 | 229 | 13 | 13 |
| DIV. I NON-CONF. | | 3- 6 | 230 | 2- 0 | 148 | 299 | 219 | 219 | 15 | 15 |
| TOTALS | | RPI 1-25 | RPI 26-50 | W-L RECORDS | RPI 51-100 | RPI 101-150 | RPI 150+ | | | |
| 6- 12 | 0- 0 | | 0- 2 | OVERALL | 2- 2 | 0- 2 | 4- 6 | | | |
| 4- 3 | 0- 0 | | 0- 1 | HOME | 2- 0 | 0- 0 | 2- 2 | | | |
| 1- 8 | 0- 0 | | 0- 0 | AWAY | 0- 2 | 0- 2 | 1- 4 | | | |
| 1- 1 | 0- 0 | | 0- 1 | NEUTRAL | 0- 0 | 0- 0 | 1- 0 | | | |
| 3- 6 | 0- 0 | | 0- 2 | NON-CONFERENCE | 0- 0 | 0- 1 | 3- 3 | | | |
| 1- 2 | 0- 0 | | 0- 1 | HOME | 0- 0 | 0- 0 | 1- 1 | | | |
| 1- 3 | 0- 0 | | 0- 0 | AWAY | 0- 0 | 0- 1 | 1- 2 | | | |
| 1- 1 | 0- 0 | | 0- 1 | NEUTRAL | 0- 0 | 0- 0 | 1- 0 | | | |
| 3- 6 | 0- 0 | | 0- 0 | CONFERENCE | 2- 2 | 0- 1 | 1- 3 | | | |
| 3- 1 | 0- 0 | | 0- 0 | HOME | 2- 0 | 0- 0 | 1- 1 | | | |
| 0- 5 | 0- 0 | | 0- 0 | AWAY | 0- 2 | 0- 1 | 0- 2 | | | |
| 0- 0 | 0- 0 | | 0- 0 | NEUTRAL | 0- 0 | 0- 0 | 0- 0 | | | |

| RPI 1-25 | | | | RPI 26-50 | | | | RPI 51-100 | | | | RPI 101+ | | | | Team's RPI: 229 | |
|---------------------------|---|----------|-------|-----------|---|--------------|-------|------------|---|-------------------|-------|----------|---|-------------------|-------|-----------------|--|
| RPI | S | Opponent | Score | RPI | S | Opponent | Score | RPI | S | Opponent | Score | RPI | S | Opponent | Score | | |
| | | | | 32 | H | Michigan | 57 92 | 75 | H | Boise St. | 84 77 | 101 | A | UC Davis | 55 75 | | |
| | | | | 45 | N | UT Arlington | 58 64 | 76 | A | Colorado St. | 43 60 | 147 | A | New Mexico | 42 85 | | |
| | | | | | | | | 79 | H | UNLV | 87 68 | 170 | A | UC Riverside | 44 72 | | |
| | | | | | | | | 98 | A | Wyoming | 67 80 | 191 | A | San Jose St. | 80 81 | | |
| | | | | | | | | | | | | 204 | H | Loyola Marymount | 53 60 | | |
| | | | | | | | | | | | | 210 | A | Utah St. | 47 53 | | |
| | | | | | | | | | | | | 215 | A | San Diego | 53 91 | | |
| | | | | | | | | | | | | 239 | H | UC Santa Barbara | 84 70 | | |
| | | | | | | | | | | | | 284 | H | Nevada | 83 78 | | |
| | | | | | | | | | | | | 298 | N | Central Conn. St. | 80 62 | | |
| | | | | | | | | | | | | 319 | H | Air Force | 59 62 | | |
| | | | | | | | | | | | | 339 | A | Cal St. Fullerton | 71 61 | | |
| LAST 12 Division I GAMES: | | | | | | | | | | | | | | | | | |
| | | | | 98 | A | Wyoming | 67 80 | 75 | H | Boise St. | 84 77 | | | | | | |
| | | | | 76 | A | Colorado St. | 43 60 | 284 | H | Nevada | 83 78 | | | | | | |
| | | | | 319 | H | Air Force | 59 62 | 147 | A | New Mexico | 42 85 | | | | | | |
| | | | | 79 | H | UNLV | 87 68 | 339 | A | Cal St. Fullerton | 71 61 | | | | | | |
| | | | | 210 | A | Utah St. | 47 53 | 239 | H | UC Santa Barbara | 84 70 | | | | | | |
| | | | | 191 | A | San Jose St. | 80 81 | 32 | H | Michigan | 57 92 | | | | | | |

| | | | | | | |
|------------------|-------|----|----|---------------------|----|----|
| Non-Div I Games: | Biola | 63 | 48 | San Diego Christian | 80 | 70 |
|------------------|-------|----|----|---------------------|----|----|

San Diego St.

Loss, Non-Conf, S Site, H Home A Away N Neutral

| | | | | | | | | | | |
|-------------------|----------|-----------|----------------|------------|-------------|---------------|------|------|-------|-----------|
| Average RPI Win: | 203 | WON-LOST | WINNING | LAST 10 | STRENGTH OF | OPP. STRENGTH | TEAM | ADJ. | CONF. | ADJ CONF. |
| Average RPI Loss: | 120 | RECORD | PCT. RANK | GAMES | SCHEDULE | OF SCHEDULE | RPI | RPI | RPI | RPI |
| DIV. I ONLY | 12- 9 | 134 | 6- 4 | 195 | 114 | 141 | 141 | 14 | 14 | |
| DIV. I NON-CONF. | 6- 5 | 148 | 1- 1 | 210 | 122 | 159 | 159 | 12 | 12 | |
| TOTALS | RPI 1-25 | RPI 26-50 | W-L RECORDS | RPI 51-100 | RPI 101-150 | RPI 150+ | | | | |
| 12- 9 | 0- 0 | 0- 0 | OVERALL | 2- 3 | 1- 4 | 9- 2 | | | | |
| 8- 2 | 0- 0 | 0- 0 | HOME | 2- 0 | 1- 2 | 5- 0 | | | | |
| 3- 7 | 0- 0 | 0- 0 | AWAY | 0- 3 | 0- 2 | 3- 2 | | | | |
| 1- 0 | 0- 0 | 0- 0 | NEUTRAL | 0- 0 | 0- 0 | 1- 0 | | | | |
| 6- 5 | 0- 0 | 0- 0 | NON-CONFERENCE | 1- 2 | 0- 2 | 5- 1 | | | | |
| 4- 1 | 0- 0 | 0- 0 | HOME | 1- 0 | 0- 1 | 3- 0 | | | | |
| 1- 4 | 0- 0 | 0- 0 | AWAY | 0- 2 | 0- 1 | 1- 1 | | | | |
| 1- 0 | 0- 0 | 0- 0 | NEUTRAL | 0- 0 | 0- 0 | 1- 0 | | | | |
| 6- 4 | 0- 0 | 0- 0 | CONFERENCE | 1- 1 | 1- 2 | 4- 1 | | | | |
| 4- 1 | 0- 0 | 0- 0 | HOME | 1- 0 | 1- 1 | 2- 0 | | | | |
| 2- 3 | 0- 0 | 0- 0 | AWAY | 0- 1 | 0- 1 | 2- 1 | | | | |
| 0- 0 | 0- 0 | 0- 0 | NEUTRAL | 0- 0 | 0- 0 | 0- 0 | | | | |

| RPI 1-25 | | | | RPI 26-50 | | | | RPI 51-100 | | | | RPI 101+ Team's RPI: 141 | | | |
|---------------------------|---|----------|-------|-----------|---|-----------------|-------|------------|---|----------------|-------|--------------------------|---|-----------------|-------|
| RPI | S | Opponent | Score | RPI | S | Opponent | Score | RPI | S | Opponent | Score | RPI | S | Opponent | Score |
| | | | | | | | | 56 | A | California | 52 75 | 101 | H | UC Davis | 58 78 |
| | | | | | | | | 60 | A | Washington St. | 35 73 | 125 | A | St. Mary's (CA) | 72 75 |
| | | | | | | | | 82 | H | Long Beach St. | 73 71 | 125 | H | St. Mary's (CA) | 62 64 |
| | | | | | | | | 97 | A | Gonzaga | 46 61 | 142 | H | Santa Clara | 77 68 |
| | | | | | | | | 100 | H | BYU | 70 63 | 148 | A | North Dakota | 63 71 |
| | | | | | | | | | | | | 173 | A | Fresno St. | 48 61 |
| | | | | | | | | | | | | 191 | H | San Jose St. | 79 71 |
| | | | | | | | | | | | | 199 | A | Pacific | 60 63 |
| | | | | | | | | | | | | 199 | H | Pacific | 67 64 |
| | | | | | | | | | | | | 215 | A | San Diego | 82 67 |
| | | | | | | | | | | | | 215 | H | San Diego | 81 72 |
| | | | | | | | | | | | | 230 | H | Seattle U | 73 59 |
| | | | | | | | | | | | | 248 | H | Sacramento St. | 91 80 |
| | | | | | | | | | | | | 249 | A | Cal Poly | 73 67 |
| | | | | | | | | | | | | 264 | A | Portland | 75 56 |
| | | | | | | | | | | | | 303 | N | Western Caro. | 73 52 |
| LAST 12 Division I GAMES: | | | | | | | | | | | | | | | |
| | | | | 199 | H | Pacific | 67 64 | | | | | 125 | A | St. Mary's (CA) | 72 75 |
| | | | | 125 | H | St. Mary's (CA) | 62 64 | | | | | 97 | A | Gonzaga | 46 61 |
| | | | | 215 | H | San Diego | 81 72 | | | | | 142 | H | Santa Clara | 77 68 |
| | | | | 264 | A | Portland | 75 56 | | | | | 215 | A | San Diego | 82 67 |
| | | | | 199 | A | Pacific | 60 63 | | | | | 101 | H | UC Davis | 58 78 |
| | | | | 100 | H | BYU | 70 63 | | | | | 249 | A | Cal Poly | 73 67 |

Non-Div I Games:

San Francisco

| | | | | | | | | | | |
|-------------------|----------|-----------|----------------|------------|-------------|---------------|------|------|-------|-----------|
| Average RPI Win: | 212 | WON-LOST | WINNING | LAST 10 | STRENGTH OF | OPP. STRENGTH | TEAM | ADJ. | CONF. | ADJ CONF. |
| Average RPI Loss: | 103 | RECORD | PCT. RANK | GAMES | SCHEDULE | OF SCHEDULE | RPI | RPI | RPI | RPI |
| DIV. I ONLY | 6- 14 | 273 | 4- 5 | 78 | 94 | 191 | 191 | 13 | 13 | |
| DIV. I NON-CONF. | 2- 9 | 293 | 0- 2 | 91 | 26 | 218 | 218 | 15 | 15 | |
| TOTALS | RPI 1-25 | RPI 26-50 | W-L RECORDS | RPI 51-100 | RPI 101-150 | RPI 150+ | | | | |
| 6- 14 | 0- 1 | 0- 2 | OVERALL | 1- 5 | 1- 2 | 4- 4 | | | | |
| 4- 3 | 0- 0 | 0- 0 | HOME | 0- 1 | 1- 1 | 3- 1 | | | | |
| 2- 9 | 0- 0 | 0- 1 | AWAY | 1- 4 | 0- 0 | 1- 3 | | | | |
| 0- 2 | 0- 1 | 0- 1 | NEUTRAL | 0- 0 | 0- 0 | 0- 0 | | | | |
| 2- 9 | 0- 1 | 0- 2 | NON-CONFERENCE | 0- 1 | 1- 2 | 1- 3 | | | | |
| 1- 2 | 0- 0 | 0- 0 | HOME | 0- 0 | 1- 1 | 0- 1 | | | | |
| 1- 5 | 0- 0 | 0- 1 | AWAY | 0- 1 | 0- 1 | 1- 2 | | | | |
| 0- 2 | 0- 1 | 0- 1 | NEUTRAL | 0- 0 | 0- 0 | 0- 0 | | | | |
| 4- 5 | 0- 0 | 0- 0 | CONFERENCE | 1- 4 | 0- 0 | 3- 1 | | | | |
| 3- 1 | 0- 0 | 0- 0 | HOME | 0- 1 | 0- 0 | 3- 0 | | | | |
| 1- 4 | 0- 0 | 0- 0 | AWAY | 1- 3 | 0- 0 | 0- 1 | | | | |
| 0- 0 | 0- 0 | 0- 0 | NEUTRAL | 0- 0 | 0- 0 | 0- 0 | | | | |

| RPI 1-25 | | | | RPI 26-50 | | | | RPI 51-100 | | | | RPI 101+ Team's RPI: 191 | | | |
|---------------------------|---|-----------------|-------|-----------|---|---------------|-------|------------|---|---------------|--------|--------------------------|---|-----------------|--------|
| RPI | S | Opponent | Score | RPI | S | Opponent | Score | RPI | S | Opponent | Score | RPI | S | Opponent | Score |
| 4 | N | Mississippi St. | 51 88 | 26 | A | Arizona St. | 37 82 | 66 | A | South Dakota | 69 84 | 125 | H | St. Mary's (CA) | 64 85 |
| | | | | 37 | N | Oregon | 62 91 | 75 | A | Boise St. | 64 86 | 141 | A | San Francisco | 71 79 |
| | | | | | | | | 76 | A | Colorado St. | 67 70 | 142 | H | Santa Clara | 75 64 |
| | | | | | | | | 76 | H | Colorado St. | 56 68 | 164 | A | Nebraska | 61 83 |
| | | | | | | | | 79 | A | UNLV | 76 65 | 173 | A | Fresno St. | 74 88 |
| | | | | | | | | 98 | A | Wyoming | 60 89 | 176 | A | New Mexico St. | 55 66 |
| | | | | | | | | | | | | 199 | H | Pacific | 96 99 |
| | | | | | | | | | | | | 217 | A | Hawaii | 77 61 |
| | | | | | | | | | | | | 229 | H | San Diego St. | 81 80 |
| | | | | | | | | | | | | 284 | H | Nevada | 107 84 |
| | | | | | | | | | | | | 319 | H | Air Force | 86 74 |
| LAST 12 Division I GAMES: | | | | | | | | | | | | | | | |
| | | | | 79 | A | UNLV | 76 65 | 173 | A | Fresno St. | 74 88 | | | | |
| | | | | 76 | H | Colorado St. | 56 68 | 76 | A | Colorado St. | 67 70 | | | | |
| | | | | 75 | A | Boise St. | 64 86 | 284 | H | Nevada | 107 84 | | | | |
| | | | | 98 | A | Wyoming | 60 89 | 66 | A | South Dakota | 69 84 | | | | |
| | | | | 319 | H | Air Force | 86 74 | 164 | A | Nebraska | 61 83 | | | | |
| | | | | 229 | H | San Diego St. | 81 80 | 141 | A | San Francisco | 71 79 | | | | |

Non-Div I Games: Stanislaus St. 90 85

San Jose St.

■ Loss,
 ■ Non-Conf,
 ■ S Site,
 ■ Home
 ■ A Away
 N Neutral

Santa Clara

Through Games Of Feb. 1, 2017

| | | | | | | | | | | |
|-------------------|----------|-----------|----------------|------------|-------------|---------------|------|------|-------|-----------|
| Average RPI Win: | 193 | WON-LOST | WINNING | LAST 10 | STRENGTH OF | OPP. STRENGTH | TEAM | ADJ. | CONF. | ADJ CONF. |
| Average RPI Loss: | 109 | RECORD | PCT. RANK | GAMES | SCHEDULE | OF SCHEDULE | RPI | RPI | RPI | RPI |
| DIV. I ONLY | 8- 12 | 225 | 0- 2 | 57 | 171 | 142 | 142 | 14 | 14 | |
| DIV. I NON-CONF. | 4- 6 | 209 | 0- 1 | 13 | 147 | 94 | 94 | 12 | 12 | |
| TOTALS | RPI 1-25 | RPI 26-50 | W-L RECORDS | RPI 51-100 | RPI 101-150 | RPI 150+ | | | | |
| 8- 12 | 0- 1 | 1- 2 | OVERALL | 1- 4 | 0- 2 | 6- 3 | | | | |
| 4- 2 | 0- 0 | 0- 1 | HOME | 1- 0 | 0- 0 | 3- 1 | | | | |
| 2- 7 | 0- 0 | 0- 0 | AWAY | 0- 0 | 0- 0 | 2- 0 | | | | |
| 2- 3 | 0- 1 | 1- 1 | NEUTRAL | 0- 1 | 0- 0 | 1- 0 | | | | |
| 4- 6 | 0- 1 | 1- 2 | NON-CONFERENCE | 0- 2 | 0- 0 | 3- 1 | | | | |
| 1- 1 | 0- 0 | 0- 1 | HOME | 0- 0 | 0- 0 | 1- 0 | | | | |
| 1- 2 | 0- 0 | 0- 0 | AWAY | 0- 1 | 0- 0 | 1- 1 | | | | |
| 2- 3 | 0- 1 | 1- 1 | NEUTRAL | 0- 1 | 0- 0 | 1- 0 | | | | |
| 4- 6 | 0- 0 | 0- 0 | CONFERENCE | 1- 2 | 0- 2 | 3- 2 | | | | |
| 3- 1 | 0- 0 | 0- 0 | HOME | 1- 0 | 0- 0 | 2- 1 | | | | |
| 1- 5 | 0- 0 | 0- 0 | AWAY | 0- 2 | 0- 2 | 1- 1 | | | | |
| 0- 0 | 0- 0 | 0- 0 | NEUTRAL | 0- 0 | 0- 0 | 0- 0 | | | | |

| RPI 1-25 | | | | RPI 26-50 | | | | RPI 51-100 | | | | RPI 101+ | | | | Team's RPI: 142 | |
|---------------------------|---|------------------|-------|-----------|---|------------------|-------|------------|---|-------------|-------|----------|---|------------------|-------|-----------------|--|
| RPI | S | Opponent | Score | RPI | S | Opponent | Score | RPI | S | Opponent | Score | RPI | S | Opponent | Score | | |
| 23 | N | South Fla. | 54 63 | 40 | N | Marquette | 65 62 | 56 | A | California | 58 73 | 125 | A | St. Mary's (CA) | 53 55 | | |
| | | | | 43 | H | Northwestern | 75 87 | 65 | N | Montana St. | 50 77 | 141 | A | San Francisco | 68 77 | | |
| | | | | 47 | N | Oklahoma St. | 53 67 | 97 | A | Gonzaga | 39 51 | 176 | N | New Mexico St. | 60 46 | | |
| | | | | | | | | 100 | A | BYU | 66 72 | 191 | A | San Jose St. | 64 75 | | |
| | | | | | | | | 100 | H | BYU | 64 63 | 204 | A | Loyola Marymount | 50 61 | | |
| | | | | | | | | | | | | 204 | H | Loyola Marymount | 71 64 | | |
| | | | | | | | | | | | | 212 | H | Idaho St. | 82 78 | | |
| | | | | | | | | | | | | 215 | H | San Diego | 56 57 | | |
| | | | | | | | | | | | | 239 | A | UC Santa Barbara | 69 58 | | |
| | | | | | | | | | | | | 264 | A | Portland | 56 44 | | |
| | | | | | | | | | | | | 312 | H | Pepperdine | 61 40 | | |
| LAST 12 Division I GAMES: | | | | | | | | | | | | | | | | | |
| 23 | N | South Fla. | 54 63 | 215 | H | San Diego | 56 57 | | | | | | | | | | |
| 125 | A | St. Mary's (CA) | 53 55 | 204 | H | Loyola Marymount | 71 64 | | | | | | | | | | |
| 100 | A | BYU | 66 72 | 264 | A | Portland | 56 44 | | | | | | | | | | |
| 204 | A | Loyola Marymount | 50 61 | 141 | A | San Francisco | 68 77 | | | | | | | | | | |
| 97 | A | Gonzaga | 39 51 | 100 | H | BYU | 64 63 | | | | | | | | | | |
| 312 | H | Pepperdine | 61 40 | 176 | N | New Mexico St. | 60 46 | | | | | | | | | | |

Non-Div I Games: UC Santa Cruz 85 39

Santa Clara

Loss, Non-Conf, S Site, H Home A Away N Neutral

| | | | | | | | | | | |
|-------------------|----------|-----------|----------------|------------|-------------|---------------|------|------|-------|-----------|
| Average RPI Win: | 301 | WON-LOST | WINNING | LAST 10 | STRENGTH OF | OPP. STRENGTH | TEAM | ADJ. | CONF. | ADJ CONF. |
| Average RPI Loss: | 158 | RECORD | PCT. RANK | GAMES | SCHEDULE | OF SCHEDULE | RPI | RPI | RPI | RPI |
| DIV. I ONLY | 6- 14 | 273 | 5- 5 | 231 | 290 | 290 | 290 | 32 | 32 | |
| DIV. I NON-CONF. | 1- 10 | 325 | 0- 3 | 82 | 59 | 284 | 284 | 31 | 31 | |
| TOTALS | RPI 1-25 | RPI 26-50 | W-L RECORDS | RPI 51-100 | RPI 101-150 | RPI 150+ | | | | |
| 6- 14 | 0- 3 | 0- 0 | OVERALL | 0- 3 | 0- 1 | 6- 7 | | | | |
| 4- 5 | 0- 1 | 0- 0 | HOME | 0- 1 | 0- 0 | 4- 3 | | | | |
| 2- 9 | 0- 2 | 0- 0 | AWAY | 0- 2 | 0- 1 | 2- 4 | | | | |
| 0- 0 | 0- 0 | 0- 0 | NEUTRAL | 0- 0 | 0- 0 | 0- 0 | | | | |
| 1- 10 | 0- 3 | 0- 0 | NON-CONFERENCE | 0- 3 | 0- 0 | 1- 4 | | | | |
| 1- 4 | 0- 1 | 0- 0 | HOME | 0- 1 | 0- 0 | 1- 2 | | | | |
| 0- 6 | 0- 2 | 0- 0 | AWAY | 0- 2 | 0- 0 | 0- 2 | | | | |
| 0- 0 | 0- 0 | 0- 0 | NEUTRAL | 0- 0 | 0- 0 | 0- 0 | | | | |
| 5- 4 | 0- 0 | 0- 0 | CONFERENCE | 0- 0 | 0- 1 | 5- 3 | | | | |
| 3- 1 | 0- 0 | 0- 0 | HOME | 0- 0 | 0- 0 | 3- 1 | | | | |
| 2- 3 | 0- 0 | 0- 0 | AWAY | 0- 0 | 0- 1 | 2- 2 | | | | |
| 0- 0 | 0- 0 | 0- 0 | NEUTRAL | 0- 0 | 0- 0 | 0- 0 | | | | |

| RPI 1-25 | | | | RPI 26-50 | | | | RPI 51-100 | | | | RPI 101+ Team's RPI: 290 | | | |
|---------------------------|---|--------------------|-------|-----------|---|-----------------|-------|------------|---|--------------|-------|--------------------------|---|--------------------|-------|
| RPI | S | Opponent | Score | RPI | S | Opponent | Score | RPI | S | Opponent | Score | RPI | S | Opponent | Score |
| 3 | H | South Carolina | 30 70 | | | | | 77 | H | Jacksonville | 40 55 | 139 | A | Hampton | 46 75 |
| 10 | A | Washington | 36 87 | | | | | 89 | A | FGCU | 40 89 | 180 | A | Seton Hall | 60 74 |
| 21 | A | Auburn | 46 75 | | | | | 94 | A | Iowa St. | 51 74 | 197 | H | Alabama St. | 54 39 |
| | | | | | | | | | | | | 232 | A | UMES | 59 58 |
| | | | | | | | | | | | | 241 | A | Howard | 49 55 |
| | | | | | | | | | | | | 256 | H | Bethune-Cookman | 31 38 |
| | | | | | | | | | | | | 265 | H | Ga. Southern | 45 50 |
| | | | | | | | | | | | | 268 | H | Jacksonville St. | 57 64 |
| | | | | | | | | | | | | 269 | A | Norfolk St. | 55 61 |
| | | | | | | | | | | | | 301 | A | Kennesaw St. | 60 72 |
| | | | | | | | | | | | | 340 | A | South Carolina St. | 60 49 |
| | | | | | | | | | | | | 342 | H | Delaware St. | 64 57 |
| | | | | | | | | | | | | 345 | H | Florida A&M | 56 52 |
| | | | | | | | | | | | | 348 | H | Morgan St. | 66 62 |
| LAST 12 Division I GAMES: | | | | | | | | | | | | | | | |
| 232 | A | UMES | 59 58 | 139 | A | Hampton | 46 75 | | | | | | | | |
| 241 | A | Howard | 49 55 | 269 | A | Norfolk St. | 55 61 | | | | | | | | |
| 342 | H | Delaware St. | 64 57 | 256 | H | Bethune-Cookman | 31 38 | | | | | | | | |
| 348 | H | Morgan St. | 66 62 | 89 | A | FGCU | 40 89 | | | | | | | | |
| 340 | A | South Carolina St. | 60 49 | 3 | H | South Carolina | 30 70 | | | | | | | | |
| 345 | H | Florida A&M | 56 52 | 10 | A | Washington | 36 87 | | | | | | | | |

Non-Div I Games: Columbia (SC) 68 52

Savannah St.

■ Loss,
 ■ Non-Conf,
 ■ S Site,
 ■ Home
 ■ Away
 N Neutral

| | | | | | | | | | | |
|-------------------|--------------|------------|----------------|------------|-------------|---------------|------------|-----------|-----------|-----------|
| Average RPI Win: | 284 | WON-LOST | WINNING | LAST 10 | STRENGTH OF | OPP. STRENGTH | TEAM | ADJ. | CONF. | ADJ CONF. |
| Average RPI Loss: | 141 | RECORD | PCT. RANK | GAMES | SCHEDULE | OF SCHEDULE | RPI | RPI | RPI | RPI |
| DIV. I ONLY | 8- 13 | 234 | 6- 4 | 192 | 276 | 230 | 230 | 29 | 29 | |
| DIV. I NON-CONF. | 3- 12 | 288 | 1- 5 | 163 | 248 | 291 | 291 | 29 | 29 | |
| TOTALS | RPI 1-25 | RPI 26-50 | W-L RECORDS | RPI 51-100 | RPI 101-150 | RPI 150+ | | | | |
| 8- 13 | 0- 1 | 0- 0 | OVERALL | 0- 3 | 0- 2 | 8- 7 | | | | |
| 4- 5 | 0- 1 | 0- 0 | HOME | 0- 0 | 0- 0 | 4- 4 | | | | |
| 4- 8 | 0- 0 | 0- 0 | AWAY | 0- 3 | 0- 2 | 4- 3 | | | | |
| 0- 0 | 0- 0 | 0- 0 | NEUTRAL | 0- 0 | 0- 0 | 0- 0 | | | | |
| 3- 12 | 0- 1 | 0- 0 | NON-CONFERENCE | 0- 3 | 0- 2 | 3- 6 | | | | |
| 2- 5 | 0- 1 | 0- 0 | HOME | 0- 0 | 0- 0 | 2- 4 | | | | |
| 1- 7 | 0- 0 | 0- 0 | AWAY | 0- 3 | 0- 2 | 1- 2 | | | | |
| 0- 0 | 0- 0 | 0- 0 | NEUTRAL | 0- 0 | 0- 0 | 0- 0 | | | | |
| 5- 1 | 0- 0 | 0- 0 | CONFERENCE | 0- 0 | 0- 0 | 5- 1 | | | | |
| 2- 0 | 0- 0 | 0- 0 | HOME | 0- 0 | 0- 0 | 2- 0 | | | | |
| 3- 1 | 0- 0 | 0- 0 | AWAY | 0- 0 | 0- 0 | 3- 1 | | | | |
| 0- 0 | 0- 0 | 0- 0 | NEUTRAL | 0- 0 | 0- 0 | 0- 0 | | | | |

| RPI | S | Opponent | Score | RPI | S | Opponent | Score | RPI | S | Opponent | Score | RPI | S | Opponent | Score | Team's RPI: 230 |
|---------------------------|---|-----------------|--------------|-----|---|--------------|--------------|-----|---|--------------|--------------|-----|---|------------------|--------------|-----------------|
| 10 | H | Washington | 64 94 | | | | | 65 | A | Montana St. | 56 75 | 108 | A | SMU | 43 77 | |
| | | | | | | | | 75 | A | Boise St. | 68 73 | 141 | A | San Francisco | 59 73 | |
| | | | | | | | | 76 | A | Colorado St. | 62 66 | 151 | H | Idaho | 64 68 | |
| | | | | | | | | | | | | 170 | A | UC Riverside | 54 58 | |
| | | | | | | | | | | | | 176 | A | New Mexico St. | 69 73 | |
| | | | | | | | | | | | | 204 | H | Loyola Marymount | 59 62 | |
| | | | | | | | | | | | | 213 | H | CSUN | 64 68 | |
| | | | | | | | | | | | | 214 | H | Grand Canyon | 86 60 | |
| | | | | | | | | | | | | 215 | A | San Diego | 44 67 | |
| | | | | | | | | | | | | 231 | H | Portland St. | 71 79 | |
| | | | | | | | | | | | | 239 | H | UC Santa Barbara | 58 53 | |
| | | | | | | | | | | | | 259 | A | UTRGV | 67 54 | |
| | | | | | | | | | | | | 296 | A | Denver | 75 72 | |
| | | | | | | | | | | | | 300 | H | CSU Bakersfield | 54 47 | |
| | | | | | | | | | | | | 305 | A | UMKC | 75 65 | |
| | | | | | | | | | | | | 328 | A | Chicago St. | 64 51 | |
| | | | | | | | | | | | | 333 | H | Montana | 60 44 | |
| LAST 12 Division I GAMES: | | | | | | | | | | | | | | | | |
| 259 | A | UTRGV | 67 54 | 213 | H | CSUN | 64 68 | | | | | | | | | |
| 176 | A | New Mexico St. | 69 73 | 108 | A | SMU | 43 77 | | | | | | | | | |
| 214 | H | Grand Canyon | 86 60 | 76 | A | Colorado St. | 62 66 | | | | | | | | | |
| 328 | A | Chicago St. | 64 51 | 296 | A | Denver | 75 72 | | | | | | | | | |
| 305 | A | UMKC | 75 65 | 215 | A | San Diego | 44 67 | | | | | | | | | |
| 300 | H | CSU Bakersfield | 54 47 | 170 | A | UC Riverside | 54 58 | | | | | | | | | |

Non-Div I Games:

Seattle U

■ Loss,
 ■ Non-Conf,
 ■ S Site,
 ■ Home
 ■ A Away
 N Neutral

| | | | | | | | | | | |
|-------------------|----------|-----------|----------------|------------|-------------|---------------|------|------|-------|-----------|
| Average RPI Win: | 195 | WON-LOST | WINNING | LAST 10 | STRENGTH OF | OPP. STRENGTH | TEAM | ADJ. | CONF. | ADJ CONF. |
| Average RPI Loss: | 98 | RECORD | PCT. RANK | GAMES | SCHEDULE | OF SCHEDULE | RPI | RPI | RPI | RPI |
| DIV. I ONLY | 11- 11 | 166 | 3- 7 | 172 | 66 | 180 | 180 | 7 | 7 | |
| DIV. I NON-CONF. | 7- 4 | 114 | 1- 0 | 247 | 136 | 157 | 157 | 7 | 7 | |
| TOTALS | RPI 1-25 | RPI 26-50 | W-L RECORDS | RPI 51-100 | RPI 101-150 | RPI 150+ | | | | |
| 11- 11 | 0- 1 | 1- 4 | OVERALL | 1- 2 | 1- 0 | 8- 4 | | | | |
| 10- 4 | 0- 1 | 1- 3 | HOME | 1- 0 | 1- 0 | 7- 0 | | | | |
| 1- 7 | 0- 0 | 0- 1 | AWAY | 0- 2 | 0- 0 | 1- 4 | | | | |
| 0- 0 | 0- 0 | 0- 0 | NEUTRAL | 0- 0 | 0- 0 | 0- 0 | | | | |
| 7- 4 | 0- 0 | 1- 1 | NON-CONFERENCE | 0- 1 | 1- 0 | 5- 2 | | | | |
| 6- 1 | 0- 0 | 1- 1 | HOME | 0- 0 | 1- 0 | 4- 0 | | | | |
| 1- 3 | 0- 0 | 0- 0 | AWAY | 0- 1 | 0- 0 | 1- 2 | | | | |
| 0- 0 | 0- 0 | 0- 0 | NEUTRAL | 0- 0 | 0- 0 | 0- 0 | | | | |
| 4- 7 | 0- 1 | 0- 3 | CONFERENCE | 1- 1 | 0- 0 | 3- 2 | | | | |
| 4- 3 | 0- 1 | 0- 2 | HOME | 1- 0 | 0- 0 | 3- 0 | | | | |
| 0- 4 | 0- 0 | 0- 1 | AWAY | 0- 1 | 0- 0 | 0- 2 | | | | |
| 0- 0 | 0- 0 | 0- 0 | NEUTRAL | 0- 0 | 0- 0 | 0- 0 | | | | |

| RPI 1-25 | | | | RPI 26-50 | | | | RPI 51-100 | | | | RPI 101+ Team's RPI: 180 | | | |
|---------------------------|---|------------|-------|-----------|---|-----------------|-------|------------|---|-----------------|-------|--------------------------|---|-------------------|-------|
| RPI | S | Opponent | Score | RPI | S | Opponent | Score | RPI | S | Opponent | Score | RPI | S | Opponent | Score |
| 17 | H | DePaul | 65 96 | 28 | H | Creighton | 60 70 | 57 | A | Minnesota | 57 90 | 132 | H | Rider | 89 81 |
| | | | | 40 | H | Marquette | 77 83 | 63 | A | Villanova | 52 69 | 152 | H | Providence | 55 43 |
| | | | | 42 | A | Georgetown | 58 77 | 87 | H | St. John's (NY) | 64 59 | 165 | H | Boston College | 71 66 |
| | | | | 45 | H | UT Arlington | 61 86 | | | | | 172 | A | Xavier | 64 72 |
| | | | | 49 | H | Wake Forest | 70 63 | | | | | 172 | H | Xavier | 71 62 |
| | | | | | | | | | | | | 182 | A | Rutgers | 45 53 |
| | | | | | | | | | | | | 207 | A | Princeton | 67 94 |
| | | | | | | | | | | | | 224 | A | Butler | 58 79 |
| | | | | | | | | | | | | 224 | H | Butler | 65 63 |
| | | | | | | | | | | | | 240 | A | Marist | 76 63 |
| | | | | | | | | | | | | 290 | H | Savannah St. | 74 60 |
| | | | | | | | | | | | | 298 | H | Central Conn. St. | 78 70 |
| | | | | | | | | | | | | 332 | H | LIU Brooklyn | 77 59 |
| LAST 12 Division I GAMES: | | | | | | | | | | | | | | | |
| 224 | H | Butler | 65 63 | 40 | H | Marquette | 77 83 | | | | | | | | |
| 172 | H | Xavier | 71 62 | 17 | H | DePaul | 65 96 | | | | | | | | |
| 28 | H | Creighton | 60 70 | 172 | A | Xavier | 64 72 | | | | | | | | |
| 152 | H | Providence | 55 43 | 224 | A | Butler | 58 79 | | | | | | | | |
| 42 | A | Georgetown | 58 77 | 87 | H | St. John's (NY) | 64 59 | | | | | | | | |
| 63 | A | Villanova | 52 69 | 132 | H | Rider | 89 81 | | | | | | | | |

Non-Div I Games:

Seton Hall

■ Loss,
■ Non-Conf,
■ S Site,
■ H Home
■ A Away
N Neutral

| | | | | | | | | | |
|------------------------------|--------------|------------|----------------|-------------|---------------|------------|------------|-----------|-----------|
| Average RPI Win: 232 | WON-LOST | WINNING | LAST 10 | STRENGTH OF | OPP. STRENGTH | TEAM | ADJ. | CONF. | ADJ CONF. |
| Average RPI Loss: 133 | RECORD | PCT. RANK | GAMES | SCHEDULE | OF SCHEDULE | RPI | RPI | RPI | RPI |
| DIV. I ONLY | 9- 13 | 223 | 7- 3 | 122 | 240 | 193 | 193 | 17 | 17 |
| DIV. I NON-CONF. | 1- 8 | 314 | 0- 1 | 31 | 194 | 242 | 242 | 17 | 17 |
| TOTALS | RPI 1-25 | RPI 26-50 | W-L RECORDS | RPI 51-100 | RPI 101-150 | RPI 150+ | | | |
| 9- 13 | 0- 1 | 0- 2 | OVERALL | 0- 2 | 0- 2 | 9- 6 | | | |
| 6- 5 | 0- 1 | 0- 0 | HOME | 0- 1 | 0- 2 | 6- 1 | | | |
| 3- 8 | 0- 0 | 0- 2 | AWAY | 0- 1 | 0- 0 | 3- 5 | | | |
| 0- 0 | 0- 0 | 0- 0 | NEUTRAL | 0- 0 | 0- 0 | 0- 0 | | | |
| 1- 8 | 0- 1 | 0- 1 | NON-CONFERENCE | 0- 2 | 0- 1 | 1- 3 | | | |
| 1- 3 | 0- 1 | 0- 0 | HOME | 0- 1 | 0- 1 | 1- 0 | | | |
| 0- 5 | 0- 0 | 0- 1 | AWAY | 0- 1 | 0- 0 | 0- 3 | | | |
| 0- 0 | 0- 0 | 0- 0 | NEUTRAL | 0- 0 | 0- 0 | 0- 0 | | | |
| 8- 5 | 0- 0 | 0- 1 | CONFERENCE | 0- 0 | 0- 1 | 8- 3 | | | |
| 5- 2 | 0- 0 | 0- 0 | HOME | 0- 0 | 0- 1 | 5- 1 | | | |
| 3- 3 | 0- 0 | 0- 1 | AWAY | 0- 0 | 0- 0 | 3- 2 | | | |
| 0- 0 | 0- 0 | 0- 0 | NEUTRAL | 0- 0 | 0- 0 | 0- 0 | | | |

| RPI 1-25 | | | | RPI 26-50 | | | | RPI 51-100 | | | | RPI 101+ Team's RPI: 193 | | | |
|---------------------------|---|---------------|--------------|-----------|---|--------------|---------------|------------|---|---------------|--------------|--------------------------|---|---------------|--------------|
| RPI | S | Opponent | Score | RPI | S | Opponent | Score | RPI | S | Opponent | Score | RPI | S | Opponent | Score |
| 20 | H | Harvard | 58 65 | 36 | A | Syracuse | 65 102 | 85 | H | New Hampshire | 67 77 | 129 | H | Hartford | 76 80 |
| | | | | 46 | A | Quinnipiac | 47 73 | 89 | A | FGCU | 42 66 | 132 | H | Rider | 61 62 |
| | | | | | | | | | | | | 154 | A | Iona | 58 46 |
| | | | | | | | | | | | | 157 | A | Northeastern | 50 61 |
| | | | | | | | | | | | | 169 | A | Albany (NY) | 86 88 |
| | | | | | | | | | | | | 186 | A | Fairfield | 57 61 |
| | | | | | | | | | | | | 186 | H | Fairfield | 67 52 |
| | | | | | | | | | | | | 202 | A | Sacred Heart | 58 62 |
| | | | | | | | | | | | | 218 | H | Niagara | 71 53 |
| | | | | | | | | | | | | 237 | A | Monmouth | 91 86 |
| | | | | | | | | | | | | 237 | H | Monmouth | 85 76 |
| | | | | | | | | | | | | 240 | A | Marist | 69 68 |
| | | | | | | | | | | | | 240 | H | Marist | 59 70 |
| | | | | | | | | | | | | 243 | H | Canisius | 67 42 |
| | | | | | | | | | | | | 244 | A | Manhattan | 66 68 |
| | | | | | | | | | | | | 267 | H | Colgate | 71 63 |
| | | | | | | | | | | | | 306 | H | Saint Peter's | 80 55 |
| LAST 12 Division I GAMES: | | | | | | | | | | | | | | | |
| 240 | H | Marist | 59 70 | 154 | A | Iona | 58 46 | 132 | H | Rider | 61 62 | 186 | A | Fairfield | 57 61 |
| 237 | A | Monmouth | 91 86 | 218 | H | Niagara | 71 53 | 244 | A | Manhattan | 66 68 | 267 | H | Colgate | 71 63 |
| 243 | H | Canisius | 67 42 | 157 | A | Northeastern | 50 61 | | | | | | | | |
| 240 | A | Marist | 69 68 | | | | | | | | | | | | |
| 306 | H | Saint Peter's | 80 55 | | | | | | | | | | | | |
| 237 | H | Monmouth | 85 76 | | | | | | | | | | | | |

Non-Div I Games:

Siena

| | | | | | | | | | | |
|-------------------|----------|-----------|----------------|------------|-------------|---------------|------|------|-------|-----------|
| Average RPI Win: | 245 | WON-LOST | WINNING | LAST 10 | STRENGTH OF | OPP. STRENGTH | TEAM | ADJ. | CONF. | ADJ CONF. |
| Average RPI Loss: | 146 | RECORD | PCT. RANK | GAMES | SCHEDULE | OF SCHEDULE | RPI | RPI | RPI | RPI |
| DIV. I ONLY | 5- 13 | 284 | 2- 8 | 178 | 208 | 254 | 254 | 21 | 21 | |
| DIV. I NON-CONF. | 3- 6 | 230 | 0- 2 | 126 | 182 | 197 | 197 | 18 | 18 | |
| TOTALS | RPI 1-25 | RPI 26-50 | W-L RECORDS | RPI 51-100 | RPI 101-150 | RPI 150+ | | | | |
| 5- 13 | 0- 0 | 0- 2 | OVERALL | 0- 3 | 0- 3 | 5- 5 | | | | |
| 1- 7 | 0- 0 | 0- 2 | HOME | 0- 0 | 0- 2 | 1- 3 | | | | |
| 3- 5 | 0- 0 | 0- 0 | AWAY | 0- 2 | 0- 1 | 3- 2 | | | | |
| 1- 1 | 0- 0 | 0- 0 | NEUTRAL | 0- 1 | 0- 0 | 1- 0 | | | | |
| 3- 6 | 0- 0 | 0- 1 | NON-CONFERENCE | 0- 2 | 0- 2 | 3- 1 | | | | |
| 1- 2 | 0- 0 | 0- 1 | HOME | 0- 0 | 0- 1 | 1- 0 | | | | |
| 1- 3 | 0- 0 | 0- 0 | AWAY | 0- 1 | 0- 1 | 1- 1 | | | | |
| 1- 1 | 0- 0 | 0- 0 | NEUTRAL | 0- 1 | 0- 0 | 1- 0 | | | | |
| 2- 7 | 0- 0 | 0- 1 | CONFERENCE | 0- 1 | 0- 1 | 2- 4 | | | | |
| 0- 5 | 0- 0 | 0- 1 | HOME | 0- 0 | 0- 1 | 0- 3 | | | | |
| 2- 2 | 0- 0 | 0- 0 | AWAY | 0- 1 | 0- 0 | 2- 1 | | | | |
| 0- 0 | 0- 0 | 0- 0 | NEUTRAL | 0- 0 | 0- 0 | 0- 0 | | | | |

| RPI 1-25 | | | | RPI 26-50 | | | | RPI 51-100 | | | | RPI 101+ | | | | Team's RPI: 254 | |
|---------------------------|---|----------|-------|-----------|---|--------------------|-------|------------|---|--------------------|-------|----------|---|----------------|-------|-----------------|--|
| RPI | S | Opponent | Score | RPI | S | Opponent | Score | RPI | S | Opponent | Score | RPI | S | Opponent | Score | | |
| | | | | 39 | H | North Carolina St. | 31 74 | 55 | A | Little Rock | 54 71 | 105 | H | Troy | 57 73 | | |
| | | | | 45 | H | UT Arlington | 49 73 | 64 | N | Florida | 33 85 | 130 | H | Southern Miss. | 48 57 | | |
| | | | | | | | | 77 | A | Jacksonville | 55 62 | 135 | A | UCF | 58 70 | | |
| | | | | | | | | | | | | 184 | A | New Orleans | 65 62 | | |
| | | | | | | | | | | | | 189 | A | UAB | 41 66 | | |
| | | | | | | | | | | | | 205 | H | Texas St. | 44 57 | | |
| | | | | | | | | | | | | 222 | H | Southern U. | 55 48 | | |
| | | | | | | | | | | | | 263 | A | Georgia St. | 77 47 | | |
| | | | | | | | | | | | | 263 | H | Georgia St. | 45 55 | | |
| | | | | | | | | | | | | 265 | A | Ga. Southern | 55 46 | | |
| | | | | | | | | | | | | 265 | H | Ga. Southern | 45 53 | | |
| | | | | | | | | | | | | 291 | N | North Florida | 62 55 | | |
| | | | | | | | | | | | | 324 | A | Arkansas St. | 53 56 | | |
| LAST 12 Division I GAMES: | | | | | | | | | | | | | | | | | |
| | | | | 265 | H | Ga. Southern | 45 53 | 263 | A | Georgia St. | 77 47 | | | | | | |
| | | | | 263 | H | Georgia St. | 45 55 | 265 | A | Ga. Southern | 55 46 | | | | | | |
| | | | | 55 | A | Little Rock | 54 71 | 105 | H | Troy | 57 73 | | | | | | |
| | | | | 324 | A | Arkansas St. | 53 56 | 189 | A | UAB | 41 66 | | | | | | |
| | | | | 205 | H | Texas St. | 44 57 | 39 | H | North Carolina St. | 31 74 | | | | | | |
| | | | | 45 | H | UT Arlington | 49 73 | 222 | H | Southern U. | 55 48 | | | | | | |

Non-Div I Games: Spring Hill 38 33 William Carey 62 39

South Ala.

Loss, Non-Conf, S Site, H Home A Away N Neutral

| Team Carolina | | | | Through Games Of Feb. 17, 1917 | | | | | | |
|-------------------|----------|-----------|----------------|--------------------------------|-------------|---------------|------|------|-------|-----------|
| Average RPI Win: | 92 | WON-LOST | WINNING | LAST 10 | STRENGTH OF | OPP. STRENGTH | TEAM | ADJ. | CONF. | ADJ CONF. |
| Average RPI Loss: | 13 | RECORD | PCT. RANK | GAMES | SCHEDULE | OF SCHEDULE | RPI | RPI | RPI | RPI |
| DIV. I ONLY | 18- 2 | 9 | 9- 1 | 7 | 2 | 3 | 3 | 2 | 2 | |
| DIV. I NON-CONF. | 10- 1 | 16 | 3- 0 | 16 | 2 | 3 | 3 | 2 | 2 | |
| TOTALS | RPI 1-25 | RPI 26-50 | W-L RECORDS | RPI 51-100 | RPI 101-150 | RPI 150+ | | | | |
| 18- 2 | 6- 2 | 1- 0 | OVERALL | 2- 0 | 7- 0 | 2- 0 | | | | |
| 10- 1 | 2- 1 | 0- 0 | HOME | 1- 0 | 6- 0 | 1- 0 | | | | |
| 7- 1 | 3- 1 | 1- 0 | AWAY | 1- 0 | 1- 0 | 1- 0 | | | | |
| 1- 0 | 1- 0 | 0- 0 | NEUTRAL | 0- 0 | 0- 0 | 0- 0 | | | | |
| 10- 1 | 3- 1 | 1- 0 | NON-CONFERENCE | 1- 0 | 3- 0 | 2- 0 | | | | |
| 6- 0 | 1- 0 | 0- 0 | HOME | 1- 0 | 3- 0 | 1- 0 | | | | |
| 3- 1 | 1- 1 | 1- 0 | AWAY | 0- 0 | 0- 0 | 1- 0 | | | | |
| 1- 0 | 1- 0 | 0- 0 | NEUTRAL | 0- 0 | 0- 0 | 0- 0 | | | | |
| 8- 1 | 3- 1 | 0- 0 | CONFERENCE | 1- 0 | 4- 0 | 0- 0 | | | | |
| 4- 1 | 1- 1 | 0- 0 | HOME | 0- 0 | 3- 0 | 0- 0 | | | | |
| 4- 0 | 2- 0 | 0- 0 | AWAY | 1- 0 | 1- 0 | 0- 0 | | | | |
| 0- 0 | 0- 0 | 0- 0 | NEUTRAL | 0- 0 | 0- 0 | 0- 0 | | | | |

| RPI | S | Opponent | Score | RPI | S | Opponent | Score | RPI | S | Opponent | Score | RPI | S | Opponent | Score |
|---------------------------|---|-----------------|-------|-----|---|--------------|-------|-----|---|-----------|-------|-----|---|---------------|-------|
| 4 | H | Mississippi St. | 64 61 | 29 | A | Ohio St. | 92 80 | 57 | H | Minnesota | 98 58 | 103 | H | Ole Miss | 65 46 |
| 9 | H | UCLA | 66 57 | | | | | 64 | A | Florida | 81 62 | 116 | A | Georgia | 62 44 |
| 11 | A | Duke | 63 74 | | | | | | | | | 116 | H | Georgia | 66 63 |
| 12 | A | Texas | 76 67 | | | | | | | | | 117 | H | Alabama | 93 45 |
| 13 | N | Louisville | 83 59 | | | | | | | | | 119 | H | Maine | 79 42 |
| 14 | H | Tennessee | 74 76 | | | | | | | | | 124 | H | Clemson | 83 61 |
| 21 | A | Auburn | 73 47 | | | | | | | | | 139 | H | Hampton | 92 38 |
| 25 | A | LSU | 84 61 | | | | | | | | | 290 | A | Savannah St. | 70 30 |
| | | | | | | | | | | | | 306 | H | Saint Peter's | 93 38 |
| LAST 12 Division I GAMES: | | | | | | | | | | | | | | | |
| 14 | H | Tennessee | 74 76 | 64 | A | Florida | 81 62 | | | | | | | | |
| 116 | A | Georgia | 62 44 | 21 | A | Auburn | 73 47 | | | | | | | | |
| 4 | H | Mississippi St. | 64 61 | 117 | H | Alabama | 93 45 | | | | | | | | |
| 103 | H | Ole Miss | 65 46 | 290 | A | Savannah St. | 70 30 | | | | | | | | |
| 25 | A | LSU | 84 61 | 9 | H | UCLA | 66 57 | | | | | | | | |
| 116 | H | Georgia | 66 63 | 124 | H | Clemson | 83 61 | | | | | | | | |

Non-Div I Games:

South Carolina

| | | | | | | | | | | |
|-------------------|----------|-----------|----------------|------------|-------------|---------------|------|------|-------|-----------|
| Average RPI Win: | 302 | WON-LOST | WINNING | LAST 10 | STRENGTH OF | OPP. STRENGTH | TEAM | ADJ. | CONF. | ADJ CONF. |
| Average RPI Loss: | 228 | RECORD | PCT. RANK | GAMES | SCHEDULE | OF SCHEDULE | RPI | RPI | RPI | RPI |
| DIV. I ONLY | 3- 14 | 319 | 2- 8 | 344 | 315 | 340 | 340 | 32 | 32 | |
| DIV. I NON-CONF. | 1- 8 | 314 | 0- 4 | 325 | 223 | 340 | 340 | 31 | 31 | |
| TOTALS | RPI 1-25 | RPI 26-50 | W-L RECORDS | RPI 51-100 | RPI 101-150 | RPI 150+ | | | | |
| 3- 14 | 0- 0 | 0- 0 | OVERALL | 0- 1 | 0- 3 | 3- 10 | | | | |
| 1- 4 | 0- 0 | 0- 0 | HOME | 0- 0 | 0- 0 | 1- 4 | | | | |
| 2- 9 | 0- 0 | 0- 0 | AWAY | 0- 1 | 0- 3 | 2- 5 | | | | |
| 0- 1 | 0- 0 | 0- 0 | NEUTRAL | 0- 0 | 0- 0 | 0- 1 | | | | |
| 1- 8 | 0- 0 | 0- 0 | NON-CONFERENCE | 0- 1 | 0- 2 | 1- 5 | | | | |
| 0- 1 | 0- 0 | 0- 0 | HOME | 0- 0 | 0- 0 | 0- 1 | | | | |
| 1- 6 | 0- 0 | 0- 0 | AWAY | 0- 1 | 0- 2 | 1- 3 | | | | |
| 0- 1 | 0- 0 | 0- 0 | NEUTRAL | 0- 0 | 0- 0 | 0- 1 | | | | |
| 2- 6 | 0- 0 | 0- 0 | CONFERENCE | 0- 0 | 0- 1 | 2- 5 | | | | |
| 1- 3 | 0- 0 | 0- 0 | HOME | 0- 0 | 0- 0 | 1- 3 | | | | |
| 1- 3 | 0- 0 | 0- 0 | AWAY | 0- 0 | 0- 1 | 1- 2 | | | | |
| 0- 0 | 0- 0 | 0- 0 | NEUTRAL | 0- 0 | 0- 0 | 0- 0 | | | | |

| RPI S | Opponent | Score | RPI S | Opponent | Score | RPI S | Opponent | Score | RPI S | Opponent | Score |
|---------------------------|--------------|-------|-------|-----------------|-------|-------|----------------|-------|-------|-----------------|-------|
| | | | | | | 73 A | North Carolina | 49 82 | 116 A | Georgia | 50 64 |
| | | | | | | | | | 124 A | Clemson | 36 56 |
| | | | | | | | | | 139 A | Hampton | 46 80 |
| | | | | | | | | | 227 A | Wofford | 65 66 |
| | | | | | | | | | 232 A | UMES | 67 60 |
| | | | | | | | | | 235 N | Coastal Caro. | 54 63 |
| | | | | | | | | | 241 A | Howard | 57 75 |
| | | | | | | | | | 256 H | Bethune-Cookman | 34 64 |
| | | | | | | | | | 265 A | Ga. Southern | 58 74 |
| | | | | | | | | | 289 A | Charleston So. | 62 67 |
| | | | | | | | | | 290 H | Savannah St. | 49 60 |
| | | | | | | | | | 295 A | Coppin St. | 54 70 |
| | | | | | | | | | 297 H | USC Upstate | 67 73 |
| | | | | | | | | | 326 A | Winthrop | 63 55 |
| | | | | | | | | | 342 H | Delaware St. | 70 72 |
| | | | | | | | | | 348 H | Morgan St. | 50 46 |
| LAST 12 Division I GAMES: | | | | | | | | | | | |
| 241 A | Howard | 57 75 | 256 H | Bethune-Cookman | 34 64 | | | | | | |
| 232 A | UMES | 67 60 | 295 A | Coppin St. | 54 70 | | | | | | |
| 139 A | Hampton | 46 80 | 73 A | North Carolina | 49 82 | | | | | | |
| 348 H | Morgan St. | 50 46 | 265 A | Ga. Southern | 58 74 | | | | | | |
| 342 H | Delaware St. | 70 72 | 124 A | Clemson | 36 56 | | | | | | |
| 290 H | Savannah St. | 49 60 | 235 N | Coastal Caro. | 54 63 | | | | | | |

Non-Div I Games: St. Andrews 72 35 Morris 85 57

South Carolina St.

Loss, Non-Conf, S Site, H Home A Away N Neutral

South Dakota

Through Games Of Feb. 1, 2017

| | | | | | | | | | | |
|-------------------|----------|-----------|----------------|------------|-------------|---------------|------|------|-------|-----------|
| Average RPI Win: | 186 | WON-LOST | WINNING | LAST 10 | STRENGTH OF | OPP. STRENGTH | TEAM | ADJ. | CONF. | ADJ CONF. |
| Average RPI Loss: | 147 | RECORD | PCT. RANK | GAMES | SCHEDULE | OF SCHEDULE | RPI | RPI | RPI | RPI |
| DIV. I ONLY | 17- 4 | 19 | 8- 2 | 202 | 147 | 66 | 66 | 11 | 11 | |
| DIV. I NON-CONF. | 9- 2 | 37 | 2- 0 | 122 | 186 | 35 | 35 | 9 | 9 | |
| TOTALS | RPI 1-25 | RPI 26-50 | W-L RECORDS | RPI 51-100 | RPI 101-150 | RPI 150+ | | | | |
| 17- 4 | 0- 0 | 1- 0 | OVERALL | 3- 2 | 2- 1 | 11- 1 | | | | |
| 8- 1 | 0- 0 | 1- 0 | HOME | 2- 1 | 0- 0 | 5- 0 | | | | |
| 6- 3 | 0- 0 | 0- 0 | AWAY | 0- 1 | 2- 1 | 4- 1 | | | | |
| 3- 0 | 0- 0 | 0- 0 | NEUTRAL | 1- 0 | 0- 0 | 2- 0 | | | | |
| 9- 2 | 0- 0 | 0- 0 | NON-CONFERENCE | 2- 1 | 1- 1 | 6- 0 | | | | |
| 3- 0 | 0- 0 | 0- 0 | HOME | 1- 0 | 0- 0 | 2- 0 | | | | |
| 3- 2 | 0- 0 | 0- 0 | AWAY | 0- 1 | 1- 1 | 2- 0 | | | | |
| 3- 0 | 0- 0 | 0- 0 | NEUTRAL | 1- 0 | 0- 0 | 2- 0 | | | | |
| 8- 2 | 0- 0 | 1- 0 | CONFERENCE | 1- 1 | 1- 0 | 5- 1 | | | | |
| 5- 1 | 0- 0 | 1- 0 | HOME | 1- 1 | 0- 0 | 3- 0 | | | | |
| 3- 1 | 0- 0 | 0- 0 | AWAY | 0- 0 | 1- 0 | 2- 1 | | | | |
| 0- 0 | 0- 0 | 0- 0 | NEUTRAL | 0- 0 | 0- 0 | 0- 0 | | | | |

| RPI S | Opponent | Score | RPI S | Opponent | Score | RPI S | Opponent | Score | RPI S | Opponent | Score |
|---------------------------|------------------|-------|-------|------------------|-------|-------|------------------|-------|-------|------------------|-------|
| | | | 38 H | South Dakota St. | 65 62 | 67 H | IUPUI | 75 62 | 109 A | Arkansas | 67 70 |
| | | | | | | 86 N | Northern Ill. | 97 83 | 137 A | Tulsa | 71 68 |
| | | | | | | 90 H | SFA | 80 74 | 145 A | Oral Roberts | 69 47 |
| | | | | | | 96 H | Western Ill. | 78 86 | 163 A | Omaha | 60 52 |
| | | | | | | 98 A | Wyoming | 62 69 | 170 A | UC Riverside | 61 55 |
| | | | | | | | | | 177 H | Illinois | 77 68 |
| | | | | | | | | | 191 H | San Jose St. | 84 69 |
| | | | | | | | | | 198 N | Southern Ill. | 68 57 |
| | | | | | | | | | 211 N | SIUE | 75 68 |
| | | | | | | | | | 283 A | North Dakota St. | 73 83 |
| | | | | | | | | | 283 H | North Dakota St. | 80 48 |
| | | | | | | | | | 296 A | Denver | 53 44 |
| | | | | | | | | | 296 H | Denver | 70 64 |
| | | | | | | | | | 300 A | CSU Bakersfield | 75 60 |
| | | | | | | | | | 318 H | Fort Wayne | 87 59 |
| LAST 12 Division I GAMES: | | | | | | | | | | | |
| 296 A | Denver | 53 44 | 67 H | IUPUI | 75 62 | 283 A | North Dakota St. | 73 83 | | | |
| 96 H | Western Ill. | 78 86 | 38 H | South Dakota St. | 65 62 | 296 H | Denver | 70 64 | | | |
| 283 H | North Dakota St. | 80 48 | | | | 198 N | Southern Ill. | 68 57 | | | |
| 318 H | Fort Wayne | 87 59 | | | | 86 N | Northern Ill. | 97 83 | | | |
| 163 A | Omaha | 60 52 | | | | | | | | | |
| 145 A | Oral Roberts | 69 47 | | | | | | | | | |

Non-Div I Games: Concordia-St. Paul 83 58 Northwestern (IA) 100 57

South Dakota

Loss, Non-Conf, S Site, H Home A Away N Neutral

| | | | | | | | | | | |
|-------------------|----------|-----------|----------------|------------|-------------|---------------|------|------|-------|-----------|
| Average RPI Win: | 172 | WON-LOST | WINNING | LAST 10 | STRENGTH OF | OPP. STRENGTH | TEAM | ADJ. | CONF. | ADJ CONF. |
| Average RPI Loss: | 59 | RECORD | PCT. RANK | GAMES | SCHEDULE | OF SCHEDULE | RPI | RPI | RPI | RPI |
| DIV. I ONLY | 16- 5 | 34 | 8- 2 | 86 | 97 | 38 | 38 | 11 | 11 | |
| DIV. I NON-CONF. | 9- 3 | 63 | 2- 1 | 35 | 41 | 19 | 19 | 9 | 9 | |
| TOTALS | RPI 1-25 | RPI 26-50 | W-L RECORDS | RPI 51-100 | RPI 101-150 | RPI 150+ | | | | |
| 16- 5 | 0- 2 | 1- 1 | OVERALL | 5- 1 | 2- 0 | 8- 1 | | | | |
| 8- 1 | 0- 0 | 1- 1 | HOME | 3- 0 | 0- 0 | 4- 0 | | | | |
| 7- 4 | 0- 2 | 0- 0 | AWAY | 2- 1 | 2- 0 | 3- 1 | | | | |
| 1- 0 | 0- 0 | 0- 0 | NEUTRAL | 0- 0 | 0- 0 | 1- 0 | | | | |
| 9- 3 | 0- 2 | 1- 1 | NON-CONFERENCE | 3- 0 | 1- 0 | 4- 0 | | | | |
| 4- 1 | 0- 0 | 1- 1 | HOME | 1- 0 | 0- 0 | 2- 0 | | | | |
| 4- 2 | 0- 2 | 0- 0 | AWAY | 2- 0 | 1- 0 | 1- 0 | | | | |
| 1- 0 | 0- 0 | 0- 0 | NEUTRAL | 0- 0 | 0- 0 | 1- 0 | | | | |
| 7- 2 | 0- 0 | 0- 0 | CONFERENCE | 2- 1 | 1- 0 | 4- 1 | | | | |
| 4- 0 | 0- 0 | 0- 0 | HOME | 2- 0 | 0- 0 | 2- 0 | | | | |
| 3- 2 | 0- 0 | 0- 0 | AWAY | 0- 1 | 1- 0 | 2- 1 | | | | |
| 0- 0 | 0- 0 | 0- 0 | NEUTRAL | 0- 0 | 0- 0 | 0- 0 | | | | |

| RPI 1-25 | | | | RPI 26-50 | | | | Team's RPI: 38 | RPI 51-100 | | | | RPI 101+ | | | |
|---------------------------|---|--------------|-------|-----------|---|------------|-------|----------------|------------|---|-------------------|-------|----------|---|------------------|--------|
| RPI | S | Opponent | Score | RPI | S | Opponent | Score | | RPI | S | Opponent | Score | RPI | S | Opponent | Score |
| 13 | A | Louisville | 30 83 | 28 | H | Creighton | 63 56 | | 54 | A | Iowa | 66 64 | 145 | A | Oral Roberts | 78 57 |
| 22 | A | Oklahoma | 60 74 | 30 | H | Green Bay | 43 67 | | 58 | A | UNI | 61 50 | 148 | A | North Dakota | 83 72 |
| | | | | | | | | | 66 | A | South Dakota | 62 65 | 163 | A | Omaha | 82 83 |
| | | | | | | | | | 67 | H | IUPUI | 68 49 | 163 | H | Omaha | 76 64 |
| | | | | | | | | | 70 | H | George Washington | 60 55 | 171 | A | Wichita St. | 78 58 |
| | | | | | | | | | 96 | H | Western Ill. | 73 58 | 211 | H | SIUE | 82 49 |
| | | | | | | | | | | | | | 283 | A | North Dakota St. | 69 66 |
| | | | | | | | | | | | | | 296 | A | Denver | 72 63 |
| | | | | | | | | | | | | | 316 | H | Ark.-Pine Bluff | 103 45 |
| | | | | | | | | | | | | | 318 | H | Fort Wayne | 73 51 |
| | | | | | | | | | | | | | 333 | N | Montana | 84 43 |
| LAST 12 Division I GAMES: | | | | | | | | | | | | | | | | |
| 163 | A | Omaha | 82 83 | 318 | H | Fort Wayne | 73 51 | | 66 | A | South Dakota | 62 65 | | | | |
| 96 | H | Western Ill. | 73 58 | | | | | | 283 | A | North Dakota St. | 69 66 | | | | |
| 296 | A | Denver | 72 63 | | | | | | 171 | A | Wichita St. | 78 58 | | | | |
| 145 | A | Oral Roberts | 78 57 | | | | | | 13 | A | Louisville | 30 83 | | | | |
| 67 | H | IUPUI | 68 49 | | | | | | 70 | H | George Washington | 60 55 | | | | |
| 163 | H | Omaha | 76 64 | | | | | | | | | | | | | |

Non-Div I Games:

South Dakota St.

| Average RPI Win: | 152 | WON-LOST | WINNING | LAST 10 | STRENGTH OF | OPP. STRENGTH | TEAM | ADJ. | CONF. | ADJ CONF. |
|-------------------|----------|-----------|----------------|------------|-------------|---------------|------|------|-------|-----------|
| Average RPI Loss: | 32 | RECORD | PCT. RANK | GAMES | SCHEDULE | OF SCHEDULE | RPI | RPI | RPI | RPI |
| DIV. I ONLY | 18- 3 | 13 | 8- 2 | 63 | 57 | 23 | 23 | 5 | 5 | |
| DIV. I NON-CONF. | 11- 2 | 24 | 3- 1 | 138 | 92 | 51 | 51 | 5 | 5 | |
| TOTALS | RPI 1-25 | RPI 26-50 | W-L RECORDS | RPI 51-100 | RPI 101-150 | RPI 150+ | | | | |
| 18- 3 | 0- 2 | 2- 0 | OVERALL | 3- 1 | 5- 0 | 8- 0 | | | | |
| 9- 1 | 0- 1 | 0- 0 | HOME | 1- 0 | 2- 0 | 6- 0 | | | | |
| 5- 1 | 0- 1 | 2- 0 | AWAY | 0- 0 | 1- 0 | 2- 0 | | | | |
| 4- 1 | 0- 0 | 0- 0 | NEUTRAL | 2- 1 | 2- 0 | 0- 0 | | | | |
| 11- 2 | 0- 1 | 0- 0 | NON-CONFERENCE | 3- 1 | 2- 0 | 6- 0 | | | | |
| 5- 1 | 0- 1 | 0- 0 | HOME | 1- 0 | 0- 0 | 4- 0 | | | | |
| 2- 0 | 0- 0 | 0- 0 | AWAY | 0- 0 | 0- 0 | 2- 0 | | | | |
| 4- 1 | 0- 0 | 0- 0 | NEUTRAL | 2- 1 | 2- 0 | 0- 0 | | | | |
| 7- 1 | 0- 1 | 2- 0 | CONFERENCE | 0- 0 | 3- 0 | 2- 0 | | | | |
| 4- 0 | 0- 0 | 0- 0 | HOME | 0- 0 | 2- 0 | 2- 0 | | | | |
| 3- 1 | 0- 1 | 2- 0 | AWAY | 0- 0 | 1- 0 | 0- 0 | | | | |
| 0- 0 | 0- 0 | 0- 0 | NEUTRAL | 0- 0 | 0- 0 | 0- 0 | | | | |

| RPI | S | Opponent | Score | RPI | S | Opponent | Score | RPI | S | Opponent | Score | RPI | S | Opponent | Score |
|---------------------------|---|---------------|--------|-----|---|----------|--------|-----|---|----------------|-------|-----|---|--------------------|--------|
| 1 | A | UConn | 37 102 | 33 | A | Temple | 55 51 | 73 | N | North Carolina | 83 55 | 106 | H | East Carolina | 79 48 |
| 13 | H | Louisville | 52 66 | 35 | A | Tulane | 62 53 | 77 | H | Jacksonville | 64 52 | 108 | A | SMU | 52 51 |
| | | | | | | | | 79 | N | UNLV | 77 42 | 116 | N | Georgia | 81 65 |
| | | | | | | | | 82 | N | Long Beach St. | 68 73 | 137 | H | Tulsa | 84 68 |
| | | | | | | | | | | | | 142 | N | Santa Clara | 63 54 |
| | | | | | | | | | | | | 156 | H | Cincinnati | 72 52 |
| | | | | | | | | | | | | 162 | H | Stetson | 74 60 |
| | | | | | | | | | | | | 183 | H | Memphis | 79 49 |
| | | | | | | | | | | | | 221 | H | Saint Francis (PA) | 129 80 |
| | | | | | | | | | | | | 224 | A | Butler | 74 59 |
| | | | | | | | | | | | | 260 | H | FIU | 91 41 |
| | | | | | | | | | | | | 291 | H | North Florida | 78 42 |
| | | | | | | | | | | | | 324 | A | Arkansas St. | 78 59 |
| LAST 12 Division I GAMES: | | | | | | | | | | | | | | | |
| 156 | H | Cincinnati | 72 52 | 1 | A | UConn | 37 102 | 137 | H | Tulsa | 84 68 | | | | |
| 33 | A | Temple | 55 51 | 35 | A | Tulane | 62 53 | 162 | H | Stetson | 74 60 | | | | |
| 108 | A | SMU | 52 51 | 79 | N | UNLV | 77 42 | 142 | N | Santa Clara | 63 54 | | | | |
| 13 | H | Louisville | 52 66 | | | | | | | | | | | | |
| 183 | H | Memphis | 79 49 | | | | | | | | | | | | |
| 106 | H | East Carolina | 79 48 | | | | | | | | | | | | |

Non-Div I Games:

South Fla.

| | | | | | | | | | | |
|-------------------|----------|-----------|----------------|------------|-------------|---------------|------|------|-------|-----------|
| Average RPI Win: | 280 | WON-LOST | WINNING | LAST 10 | STRENGTH OF | OPP. STRENGTH | TEAM | ADJ. | CONF. | ADJ CONF. |
| Average RPI Loss: | 196 | RECORD | PCT. RANK | GAMES | SCHEDULE | OF SCHEDULE | RPI | RPI | RPI | RPI |
| DIV. I ONLY | 8- 13 | 234 | 4- 6 | 300 | 308 | 286 | 286 | 26 | 26 | |
| DIV. I NON-CONF. | 4- 7 | 224 | 1- 1 | 289 | 305 | 294 | 294 | 27 | 27 | |
| TOTALS | RPI 1-25 | RPI 26-50 | W-L RECORDS | RPI 51-100 | RPI 101-150 | RPI 150+ | | | | |
| 8- 13 | 0- 0 | 0- 0 | OVERALL | 0- 2 | 0- 1 | 8- 10 | | | | |
| 3- 6 | 0- 0 | 0- 0 | HOME | 0- 1 | 0- 1 | 3- 4 | | | | |
| 4- 6 | 0- 0 | 0- 0 | AWAY | 0- 1 | 0- 0 | 4- 5 | | | | |
| 1- 1 | 0- 0 | 0- 0 | NEUTRAL | 0- 0 | 0- 0 | 1- 1 | | | | |
| 4- 7 | 0- 0 | 0- 0 | NON-CONFERENCE | 0- 1 | 0- 1 | 4- 5 | | | | |
| 2- 3 | 0- 0 | 0- 0 | HOME | 0- 1 | 0- 1 | 2- 1 | | | | |
| 1- 3 | 0- 0 | 0- 0 | AWAY | 0- 0 | 0- 0 | 1- 3 | | | | |
| 1- 1 | 0- 0 | 0- 0 | NEUTRAL | 0- 0 | 0- 0 | 1- 1 | | | | |
| 4- 6 | 0- 0 | 0- 0 | CONFERENCE | 0- 1 | 0- 0 | 4- 5 | | | | |
| 1- 3 | 0- 0 | 0- 0 | HOME | 0- 0 | 0- 0 | 1- 3 | | | | |
| 3- 3 | 0- 0 | 0- 0 | AWAY | 0- 1 | 0- 0 | 3- 2 | | | | |
| 0- 0 | 0- 0 | 0- 0 | NEUTRAL | 0- 0 | 0- 0 | 0- 0 | | | | |

| RPI 1-25 | | | | RPI 26-50 | | | | RPI 51-100 | | | | RPI 101+ | | | | Team's RPI: 286 | |
|---------------------------|---|------------------|-------|-----------|-----|----------|-------------|------------|----|--------------|-------|----------------|-----|----------|------------------|-----------------|----|
| RPI | S | Opponent | Score | RPI | S | Opponent | Score | RPI | S | Opponent | Score | RPI | S | Opponent | Score | | |
| | | | | | | | | 81 | A | Belmont | 77 | 89 | 111 | H | Saint Louis | 50 | 89 |
| | | | | | | | | 96 | H | Western Ill. | 87 | 100 | 156 | H | Cincinnati | 75 | 83 |
| | | | | | | | | | | | | | 172 | A | Xavier | 48 | 54 |
| | | | | | | | | | | | | | 183 | A | Memphis | 63 | 65 |
| | | | | | | | | | | | | | 195 | N | Louisiana | 78 | 82 |
| | | | | | | | | | | | | | 198 | A | Southern Ill. | 70 | 77 |
| | | | | | | | | | | | | | 211 | A | SIUE | 69 | 70 |
| | | | | | | | | | | | | | 238 | A | Tennessee St. | 75 | 67 |
| | | | | | | | | | | | | | 252 | H | Murray St. | 79 | 70 |
| | | | | | | | | | | | | | 258 | A | Austin Peay | 74 | 84 |
| | | | | | | | | | | | | | 262 | H | Tennessee Tech | 63 | 74 |
| | | | | | | | | | | | | | 268 | A | Jacksonville St. | 65 | 58 |
| | | | | | | | | | | | | | 270 | A | UT Martin | 82 | 79 |
| | | | | | | | | | | | | | 279 | A | Evansville | 76 | 74 |
| | | | | | | | | | | | | | 285 | H | Lipscomb | 79 | 63 |
| | | | | | | | | | | | | | 299 | N | Alcorn | 68 | 50 |
| | | | | | | | | | | | | | 309 | H | Eastern Ill. | 62 | 71 |
| | | | | | | | | | | | | | 313 | H | Eastern Ky. | 63 | 74 |
| | | | | | | | | | | | | | 349 | H | Alabama A&M | 75 | 47 |
| LAST 12 Division I GAMES: | | | | | | | | | | | | | | | | | |
| 268 | A | Jacksonville St. | 65 | 58 | 81 | A | Belmont | 77 | 89 | 238 | A | Tennessee St. | 75 | 67 | | | |
| 258 | A | Austin Peay | 74 | 84 | 313 | H | Eastern Ky. | 63 | 74 | 262 | H | Tennessee Tech | 63 | 74 | | | |
| 252 | H | Murray St. | 79 | 70 | 349 | H | Alabama A&M | 75 | 47 | 183 | A | Memphis | 63 | 65 | | | |
| 309 | H | Eastern Ill. | 62 | 71 | | | | | | | | | | | | | |
| 211 | A | SIUE | 69 | 70 | | | | | | | | | | | | | |
| 270 | A | UT Martin | 82 | 79 | | | | | | | | | | | | | |

Non-Div I Games: Hannibal-La Grange 99 52 Stephens College 107 59

Southeast Mo. St.

■ Loss,
 ■ Non-Conf,
 ■ S Site,
 ■ Home
 ■ A Away
 N Neutral

| Average RPI Win: | 304 | WON-LOST | WINNING | LAST 10 | STRENGTH OF | OPP. STRENGTH | TEAM | ADJ. | CONF. | ADJ CONF. |
|-------------------|----------|-----------|----------------|------------|-------------|---------------|------|------|-------|-----------|
| Average RPI Loss: | 203 | RECORD | PCT. RANK | GAMES | SCHEDULE | OF SCHEDULE | RPI | RPI | RPI | RPI |
| DIV. I ONLY | 3- 17 | 326 | 2- 8 | 323 | 295 | 338 | 338 | 27 | 27 | |
| DIV. I NON-CONF. | 1- 9 | 323 | 0- 2 | 137 | 226 | 305 | 305 | 26 | 26 | |
| TOTALS | RPI 1-25 | RPI 26-50 | W-L RECORDS | RPI 51-100 | RPI 101-150 | RPI 150+ | | | | |
| 3- 17 | 0- 1 | 0- 0 | OVERALL | 0- 3 | 0- 3 | 3- 10 | | | | |
| 2- 5 | 0- 0 | 0- 0 | HOME | 0- 0 | 0- 1 | 2- 4 | | | | |
| 1- 12 | 0- 1 | 0- 0 | AWAY | 0- 3 | 0- 2 | 1- 6 | | | | |
| 0- 0 | 0- 0 | 0- 0 | NEUTRAL | 0- 0 | 0- 0 | 0- 0 | | | | |
| 1- 9 | 0- 1 | 0- 0 | NON-CONFERENCE | 0- 3 | 0- 1 | 1- 4 | | | | |
| 1- 1 | 0- 0 | 0- 0 | HOME | 0- 0 | 0- 0 | 1- 1 | | | | |
| 0- 8 | 0- 1 | 0- 0 | AWAY | 0- 3 | 0- 1 | 0- 3 | | | | |
| 0- 0 | 0- 0 | 0- 0 | NEUTRAL | 0- 0 | 0- 0 | 0- 0 | | | | |
| 2- 8 | 0- 0 | 0- 0 | CONFERENCE | 0- 0 | 0- 2 | 2- 6 | | | | |
| 1- 4 | 0- 0 | 0- 0 | HOME | 0- 0 | 0- 1 | 1- 3 | | | | |
| 1- 4 | 0- 0 | 0- 0 | AWAY | 0- 0 | 0- 1 | 1- 3 | | | | |
| 0- 0 | 0- 0 | 0- 0 | NEUTRAL | 0- 0 | 0- 0 | 0- 0 | | | | |

| RPI S | Opponent | Score | RPI S | Opponent | Score | RPI S | Opponent | Score | RPI S | Opponent | Score | Team's RPI: 338 |
|---------------------------|----------------------|--------|-------|---------------------|--------|-------|----------------|--------|-------|----------------------|-------|-----------------|
| 5 | A Baylor | 38 109 | | | | 64 | A Florida | 51 102 | 103 | A Ole Miss | 31 81 | |
| | | | | | | 76 | A Colorado St. | 31 77 | 115 | H Abilene Christian | 57 82 | |
| | | | | | | 80 | A Colorado | 54 112 | 146 | A Lamar University | 68 86 | |
| | | | | | | | | | 175 | A Houston | 80 83 | |
| | | | | | | | | | 195 | A Louisiana | 77 86 | |
| | | | | | | | | | 256 | H Bethune-Cookman | 75 63 | |
| | | | | | | | | | 266 | H Grambling | 71 87 | |
| | | | | | | | | | 271 | H McNeese | 83 86 | |
| | | | | | | | | | 288 | A A&M-Corpus Christi | 61 77 | |
| | | | | | | | | | 307 | H Nicholls St. | 60 76 | |
| | | | | | | | | | 321 | H Northwestern St. | 69 58 | |
| | | | | | | | | | 334 | A Houston Baptist | 87 71 | |
| | | | | | | | | | 336 | A Incarnate Word | 56 96 | |
| | | | | | | | | | 336 | H Incarnate Word | 76 85 | |
| | | | | | | | | | 346 | A Sam Houston St. | 61 68 | |
| | | | | | | | | | 347 | A Jackson St. | 66 83 | |
| LAST 12 Division I GAMES: | | | | | | | | | | | | |
| 307 | H Nicholls St. | 60 76 | 146 | A Lamar University | 68 86 | | | | | | | |
| 346 | A Sam Houston St. | 61 68 | 334 | A Houston Baptist | 87 71 | | | | | | | |
| 321 | H Northwestern St. | 69 58 | 336 | H Incarnate Word | 76 85 | | | | | | | |
| 336 | A Incarnate Word | 56 96 | 115 | H Abilene Christian | 57 82 | | | | | | | |
| 271 | H McNeese | 83 86 | 64 | A Florida | 51 102 | | | | | | | |
| 288 | A A&M-Corpus Christi | 61 77 | 266 | H Grambling | 71 87 | | | | | | | |

Non-Div I Games: Mobile 67 52

Southeastern La.

■ Loss,
 ■ Non-Conf, S Site,
 ■ Home
 ■ Away
 N Neutral

| Average RPI Win: | 164 | WON-LOST | WINNING | LAST 10 | STRENGTH OF | OPP. STRENGTH | TEAM | ADJ. | CONF. | ADJ CONF. |
|-------------------|----------|-----------|----------------|------------|-------------|---------------|------|------|-------|-----------|
| Average RPI Loss: | 30 | RECORD | PCT. RANK | GAMES | SCHEDULE | OF SCHEDULE | RPI | RPI | RPI | RPI |
| DIV. I ONLY | 12- 9 | 134 | 3- 7 | 41 | 17 | 71 | 71 | 1 | 1 | |
| DIV. I NON-CONF. | 9- 2 | 37 | 1- 1 | 160 | 111 | 59 | 59 | 1 | 1 | |
| TOTALS | RPI 1-25 | RPI 26-50 | W-L RECORDS | RPI 51-100 | RPI 101-150 | RPI 150+ | | | | |
| 12- 9 | 1- 5 | 1- 1 | OVERALL | 2- 3 | 1- 0 | 7- 0 | | | | |
| 7- 5 | 0- 3 | 1- 1 | HOME | 2- 1 | 1- 0 | 3- 0 | | | | |
| 3- 4 | 1- 2 | 0- 0 | AWAY | 0- 2 | 0- 0 | 2- 0 | | | | |
| 2- 0 | 0- 0 | 0- 0 | NEUTRAL | 0- 0 | 0- 0 | 2- 0 | | | | |
| 9- 2 | 1- 1 | 0- 0 | NON-CONFERENCE | 1- 1 | 0- 0 | 7- 0 | | | | |
| 4- 1 | 0- 1 | 0- 0 | HOME | 1- 0 | 0- 0 | 3- 0 | | | | |
| 3- 1 | 1- 0 | 0- 0 | AWAY | 0- 1 | 0- 0 | 2- 0 | | | | |
| 2- 0 | 0- 0 | 0- 0 | NEUTRAL | 0- 0 | 0- 0 | 2- 0 | | | | |
| 3- 7 | 0- 4 | 1- 1 | CONFERENCE | 1- 2 | 1- 0 | 0- 0 | | | | |
| 3- 4 | 0- 2 | 1- 1 | HOME | 1- 1 | 1- 0 | 0- 0 | | | | |
| 0- 3 | 0- 2 | 0- 0 | AWAY | 0- 1 | 0- 0 | 0- 0 | | | | |
| 0- 0 | 0- 0 | 0- 0 | NEUTRAL | 0- 0 | 0- 0 | 0- 0 | | | | |

| RPI S | Opponent | Score | RPI S | Opponent | Score | RPI S | Opponent | Score | RPI S | Opponent | Score |
|---------------------------|-------------------|-------|-------|-------------------|-------|-------|------------------|-------|-------|------------------|--------|
| 4 | H Mississippi St. | 72 76 | 26 | H Arizona St. | 65 50 | 51 | H Utah | 53 58 | 114 | H Arizona | 58 54 |
| 7 | H Oregon St. | 60 74 | 37 | H Oregon | 53 59 | 60 | A Washington St. | 57 74 | 160 | N Missouri St. | 89 67 |
| 9 | A UCLA | 67 71 | | | | 79 | A UNLV | 66 77 | 170 | H UC Riverside | 67 49 |
| 9 | H UCLA | 59 74 | | | | 80 | H Colorado | 79 54 | 217 | H Hawaii | 76 44 |
| 10 | A Washington | 67 77 | | | | 82 | H Long Beach St. | 82 74 | 248 | A Sacramento St. | 111 95 |
| 19 | A Texas A&M | 66 62 | | | | | | | 264 | N Portland | 67 54 |
| | | | | | | | | | 266 | H Grambling | 75 64 |
| | | | | | | | | | 327 | A UC Irvine | 83 45 |
| LAST 12 Division I GAMES: | | | | | | | | | | | |
| 26 | H Arizona St. | 65 50 | 60 | A Washington St. | 57 74 | | | | | | |
| 114 | H Arizona | 58 54 | 10 | A Washington | 67 77 | | | | | | |
| 9 | A UCLA | 67 71 | 51 | H Utah | 53 58 | | | | | | |
| 9 | H UCLA | 59 74 | 80 | H Colorado | 79 54 | | | | | | |
| 7 | H Oregon St. | 60 74 | 327 | A UC Irvine | 83 45 | | | | | | |
| 37 | H Oregon | 53 59 | 4 | H Mississippi St. | 72 76 | | | | | | |

Non-Div I Games:

Southern California

■ Loss,
 ■ Non-Conf, S Site,
 ■ Home
 ■ Away
 N Neutral

| | | | | | | | | | | |
|-------------------|----------|-----------|----------------|------------|-------------|---------------|------|------|-------|-----------|
| Average RPI Win: | 238 | WON-LOST | WINNING | LAST 10 | STRENGTH OF | OPP. STRENGTH | TEAM | ADJ. | CONF. | ADJ CONF. |
| Average RPI Loss: | 148 | RECORD | PCT. RANK | GAMES | SCHEDULE | OF SCHEDULE | RPI | RPI | RPI | RPI |
| DIV. I ONLY | 9- 10 | 190 | 4- 6 | 227 | 183 | 198 | 198 | 16 | 16 | |
| DIV. I NON-CONF. | 5- 5 | 165 | 2- 1 | 204 | 207 | 175 | 175 | 14 | 14 | |
| TOTALS | RPI 1-25 | RPI 26-50 | W-L RECORDS | RPI 51-100 | RPI 101-150 | RPI 150+ | | | | |
| 9- 10 | 0- 1 | 0- 1 | OVERALL | 1- 2 | 0- 0 | 8- 6 | | | | |
| 5- 3 | 0- 0 | 0- 0 | HOME | 0- 0 | 0- 0 | 5- 3 | | | | |
| 4- 6 | 0- 1 | 0- 1 | AWAY | 1- 1 | 0- 0 | 3- 3 | | | | |
| 0- 1 | 0- 0 | 0- 0 | NEUTRAL | 0- 1 | 0- 0 | 0- 0 | | | | |
| 5- 5 | 0- 1 | 0- 0 | NON-CONFERENCE | 1- 1 | 0- 0 | 4- 3 | | | | |
| 3- 1 | 0- 0 | 0- 0 | HOME | 0- 0 | 0- 0 | 3- 1 | | | | |
| 2- 3 | 0- 1 | 0- 0 | AWAY | 1- 0 | 0- 0 | 1- 2 | | | | |
| 0- 1 | 0- 0 | 0- 0 | NEUTRAL | 0- 1 | 0- 0 | 0- 0 | | | | |
| 4- 5 | 0- 0 | 0- 1 | CONFERENCE | 0- 1 | 0- 0 | 4- 3 | | | | |
| 2- 2 | 0- 0 | 0- 0 | HOME | 0- 0 | 0- 0 | 2- 2 | | | | |
| 2- 3 | 0- 0 | 0- 1 | AWAY | 0- 1 | 0- 0 | 2- 1 | | | | |
| 0- 0 | 0- 0 | 0- 0 | NEUTRAL | 0- 0 | 0- 0 | 0- 0 | | | | |

| RPI 1-25 | | | | RPI 26-50 | | | | RPI 51-100 | | | | RPI 101+ Team's RPI: 198 | | | |
|---------------------------|---|--------------|-------|-----------|---|----------------|-------|------------|---|--------------|-------|--------------------------|---|-------------------|-------|
| RPI | S | Opponent | Score | RPI | S | Opponent | Score | RPI | S | Opponent | Score | RPI | S | Opponent | Score |
| 22 | A | Oklahoma | 48 80 | 34 | A | Drake | 59 75 | 58 | A | UNI | 49 79 | 160 | H | Missouri St. | 60 78 |
| | | | | | | | | 66 | N | South Dakota | 57 68 | 171 | H | Wichita St. | 77 54 |
| | | | | | | | | 93 | A | Purdue | 64 61 | 183 | H | Memphis | 69 61 |
| | | | | | | | | | | | | 187 | H | Indiana St. | 53 68 |
| | | | | | | | | | | | | 189 | H | UAB | 49 64 |
| | | | | | | | | | | | | 211 | A | SIUE | 59 60 |
| | | | | | | | | | | | | 234 | A | Bradley | 66 57 |
| | | | | | | | | | | | | 252 | H | Murray St. | 70 63 |
| | | | | | | | | | | | | 270 | A | UT Martin | 68 76 |
| | | | | | | | | | | | | 279 | A | Evansville | 60 63 |
| | | | | | | | | | | | | 286 | H | Southeast Mo. St. | 77 70 |
| | | | | | | | | | | | | 302 | H | Loyola Chicago | 73 57 |
| | | | | | | | | | | | | 305 | A | UMKC | 77 69 |
| | | | | | | | | | | | | 314 | A | Illinois St. | 63 56 |
| LAST 12 Division I GAMES: | | | | | | | | | | | | | | | |
| 314 | A | Illinois St. | 63 56 | 58 | A | UNI | 49 79 | | | | | | | | |
| 234 | A | Bradley | 66 57 | 187 | H | Indiana St. | 53 68 | | | | | | | | |
| 279 | A | Evansville | 60 63 | 302 | H | Loyola Chicago | 73 57 | | | | | | | | |
| 160 | H | Missouri St. | 60 78 | 66 | N | South Dakota | 57 68 | | | | | | | | |
| 171 | H | Wichita St. | 77 54 | 305 | A | UMKC | 77 69 | | | | | | | | |
| 34 | A | Drake | 59 75 | 183 | H | Memphis | 69 61 | | | | | | | | |

Non-Div I Games: Brescia 104 35

Southern Ill.

| | | | | | | | | | | |
|-------------------|----------|-----------|----------------|------------|-------------|---------------|------|------|-------|-----------|
| Average RPI Win: | 202 | WON-LOST | WINNING | LAST 10 | STRENGTH OF | OPP. STRENGTH | TEAM | ADJ. | CONF. | ADJ CONF. |
| Average RPI Loss: | 123 | RECORD | PCT. RANK | GAMES | SCHEDULE | OF SCHEDULE | RPI | RPI | RPI | RPI |
| DIV. I ONLY | 12- 8 | 126 | 5- 5 | 164 | 124 | 130 | 130 | 15 | 15 | |
| DIV. I NON-CONF. | 7- 4 | 114 | 1- 2 | 179 | 173 | 142 | 142 | 16 | 16 | |
| TOTALS | RPI 1-25 | RPI 26-50 | W-L RECORDS | RPI 51-100 | RPI 101-150 | RPI 150+ | | | | |
| 12- 8 | 0- 1 | 0- 1 | OVERALL | 1- 2 | 2- 0 | 9- 4 | | | | |
| 8- 2 | 0- 1 | 0- 0 | HOME | 1- 1 | 1- 0 | 6- 0 | | | | |
| 3- 4 | 0- 0 | 0- 0 | AWAY | 0- 0 | 1- 0 | 2- 0 | | | | |
| 1- 2 | 0- 0 | 0- 0 | NEUTRAL | 0- 1 | 0- 0 | 1- 1 | | | | |
| 7- 4 | 0- 1 | 0- 1 | NON-CONFERENCE | 0- 1 | 0- 0 | 7- 1 | | | | |
| 5- 1 | 0- 1 | 0- 0 | HOME | 0- 0 | 0- 0 | 5- 0 | | | | |
| 1- 1 | 0- 0 | 0- 1 | AWAY | 0- 0 | 0- 0 | 1- 0 | | | | |
| 1- 2 | 0- 0 | 0- 0 | NEUTRAL | 0- 1 | 0- 0 | 1- 1 | | | | |
| 5- 4 | 0- 0 | 0- 0 | CONFERENCE | 1- 1 | 2- 0 | 2- 3 | | | | |
| 3- 1 | 0- 0 | 0- 0 | HOME | 1- 1 | 1- 0 | 1- 0 | | | | |
| 2- 3 | 0- 0 | 0- 0 | AWAY | 0- 0 | 1- 0 | 1- 3 | | | | |
| 0- 0 | 0- 0 | 0- 0 | NEUTRAL | 0- 0 | 0- 0 | 0- 0 | | | | |

| RPI 1-25 | | | | RPI 26-50 | | | | RPI 51-100 | | | | RPI 101+ Team's RPI: 130 | | | |
|---------------------------|---|-----------------|-------|-----------|---|----------------|-------|------------|---|--------------|-------|--------------------------|---|------------------|-------|
| RPI | S | Opponent | Score | RPI | S | Opponent | Score | RPI | S | Opponent | Score | RPI | S | Opponent | Score |
| 4 | H | Mississippi St. | 50 72 | 35 | A | Tulane | 67 86 | 56 | N | California | 51 71 | 131 | H | Old Dominion | 84 69 |
| | | | | | | | | 78 | H | Charlotte | 61 78 | 148 | A | UTSA | 69 68 |
| | | | | | | | | 88 | H | Middle Tenn. | 81 61 | 153 | A | Rice | 68 76 |
| | | | | | | | | | | | | 168 | A | Louisiana Tech | 61 72 |
| | | | | | | | | | | | | 172 | N | Xavier | 73 59 |
| | | | | | | | | | | | | 184 | H | New Orleans | 78 53 |
| | | | | | | | | | | | | 189 | H | UAB | 64 59 |
| | | | | | | | | | | | | 195 | H | Louisiana | 71 49 |
| | | | | | | | | | | | | 197 | H | Alabama St. | 70 43 |
| | | | | | | | | | | | | 220 | A | North Texas | 62 75 |
| | | | | | | | | | | | | 254 | A | South Ala. | 57 48 |
| | | | | | | | | | | | | 272 | N | Northern Ky. | 53 58 |
| | | | | | | | | | | | | 281 | H | Mississippi Val. | 83 55 |
| | | | | | | | | | | | | 282 | A | UTEP | 79 68 |
| | | | | | | | | | | | | 299 | H | Alcorn | 99 56 |
| LAST 12 Division I GAMES: | | | | | | | | | | | | | | | |
| 189 | H | UAB | 64 59 | 282 | A | UTEP | 79 68 | | | | | | | | |
| 88 | H | Middle Tenn. | 81 61 | 148 | A | UTSA | 69 68 | | | | | | | | |
| 153 | A | Rice | 68 76 | 168 | A | Louisiana Tech | 61 72 | | | | | | | | |
| 220 | A | North Texas | 62 75 | 272 | N | Northern Ky. | 53 58 | | | | | | | | |
| 78 | H | Charlotte | 61 78 | 172 | N | Xavier | 73 59 | | | | | | | | |
| 131 | H | Old Dominion | 84 69 | 56 | N | California | 51 71 | | | | | | | | |

Non-Div I Games: William Carey 92 39

Southern Miss.

| | | | | | | | | | | |
|-------------------|----------|-----------|----------------|------------|-------------|---------------|------|------|-------|-----------|
| Average RPI Win: | 300 | WON-LOST | WINNING | LAST 10 | STRENGTH OF | OPP. STRENGTH | TEAM | ADJ. | CONF. | ADJ CONF. |
| Average RPI Loss: | 131 | RECORD | PCT. RANK | GAMES | SCHEDULE | OF SCHEDULE | RPI | RPI | RPI | RPI |
| DIV. I ONLY | 7- 9 | 210 | 6- 4 | 277 | 260 | 222 | 222 | 30 | 30 | |
| DIV. I NON-CONF. | 1- 6 | 310 | 0- 3 | 47 | 22 | 222 | 222 | 30 | 30 | |
| TOTALS | RPI 1-25 | RPI 26-50 | W-L RECORDS | RPI 51-100 | RPI 101-150 | RPI 150+ | | | | |
| 7- 9 | 0- 2 | 0- 1 | OVERALL | 0- 1 | 0- 1 | 7- 4 | | | | |
| 4- 1 | 0- 0 | 0- 0 | HOME | 0- 0 | 0- 0 | 4- 1 | | | | |
| 3- 7 | 0- 0 | 0- 0 | AWAY | 0- 0 | 0- 0 | 3- 1 | | | | |
| 0- 1 | 0- 1 | 0- 0 | NEUTRAL | 0- 0 | 0- 0 | 0- 0 | | | | |
| 1- 6 | 0- 2 | 0- 1 | NON-CONFERENCE | 0- 1 | 0- 1 | 1- 1 | | | | |
| 1- 0 | 0- 0 | 0- 0 | HOME | 0- 0 | 0- 0 | 1- 0 | | | | |
| 0- 5 | 0- 1 | 0- 1 | AWAY | 0- 1 | 0- 1 | 0- 1 | | | | |
| 0- 1 | 0- 1 | 0- 0 | NEUTRAL | 0- 0 | 0- 0 | 0- 0 | | | | |
| 6- 3 | 0- 0 | 0- 0 | CONFERENCE | 0- 0 | 0- 0 | 6- 3 | | | | |
| 3- 1 | 0- 0 | 0- 0 | HOME | 0- 0 | 0- 0 | 3- 1 | | | | |
| 3- 2 | 0- 0 | 0- 0 | AWAY | 0- 0 | 0- 0 | 3- 2 | | | | |
| 0- 0 | 0- 0 | 0- 0 | NEUTRAL | 0- 0 | 0- 0 | 0- 0 | | | | |

| RPI 1-25 | | | | RPI 26-50 | | | | RPI 51-100 | | | | RPI 101+ Team's RPI: 222 | | | |
|---------------------------|---|------------------|-------|-----------|---|----------------|--------|------------|---|--------------|-------|--------------------------|---|------------------|-------|
| RPI | S | Opponent | Score | RPI | S | Opponent | Score | RPI | S | Opponent | Score | RPI | S | Opponent | Score |
| 9 | A | UCLA | 47 95 | 29 | A | Ohio St. | 73 108 | 59 | A | Michigan St. | 55 70 | 106 | A | East Carolina | 55 62 |
| 19 | N | Texas A&M | 58 81 | | | | | | | | | 197 | A | Alabama St. | 70 75 |
| | | | | | | | | | | | | 209 | H | Texas Southern | 71 77 |
| | | | | | | | | | | | | 254 | A | South Ala. | 48 55 |
| | | | | | | | | | | | | 256 | H | Bethune-Cookman | 61 59 |
| | | | | | | | | | | | | 266 | A | Grambling | 71 68 |
| | | | | | | | | | | | | 281 | H | Mississippi Val. | 51 44 |
| | | | | | | | | | | | | 287 | H | Prairie View | 86 72 |
| | | | | | | | | | | | | 299 | A | Alcorn | 63 69 |
| | | | | | | | | | | | | 316 | H | Ark.-Pine Bluff | 67 50 |
| | | | | | | | | | | | | 347 | A | Jackson St. | 85 56 |
| | | | | | | | | | | | | 349 | A | Alabama A&M | 66 54 |
| LAST 12 Division I GAMES: | | | | | | | | | | | | | | | |
| 299 | A | Alcorn | 63 69 | 266 | A | Grambling | 71 68 | | | | | | | | |
| 197 | A | Alabama St. | 70 75 | 209 | H | Texas Southern | 71 77 | | | | | | | | |
| 349 | A | Alabama A&M | 66 54 | 287 | H | Prairie View | 86 72 | | | | | | | | |
| 281 | H | Mississippi Val. | 51 44 | 106 | A | East Carolina | 55 62 | | | | | | | | |
| 316 | H | Ark.-Pine Bluff | 67 50 | 19 | N | Texas A&M | 58 81 | | | | | | | | |
| 347 | A | Jackson St. | 85 56 | 254 | A | South Ala. | 48 55 | | | | | | | | |

Non-Div I Games: Spring Hill 68 53

Southern U.

Loss, Non-Conf, S Site, H Home A Away N Neutral

Southern Utah

Through Games Of Feb. 1, 2017

| | | | | | | | | | | |
|-------------------|----------|-----------|----------------|------------|-------------|---------------|------|------|-------|-----------|
| Average RPI Win: | 263 | WON-LOST | WINNING | LAST 10 | STRENGTH OF | OPP. STRENGTH | TEAM | ADJ. | CONF. | ADJ CONF. |
| Average RPI Loss: | 158 | RECORD | PCT. RANK | GAMES | SCHEDULE | OF SCHEDULE | RPI | RPI | RPI | RPI |
| DIV. I ONLY | 4- 15 | 309 | 1- 9 | 131 | 278 | 251 | 251 | 20 | 20 | |
| DIV. I NON-CONF. | 4- 6 | 209 | 2- 1 | 162 | 266 | 180 | 180 | 19 | 19 | |
| TOTALS | RPI 1-25 | RPI 26-50 | W-L RECORDS | RPI 51-100 | RPI 101-150 | RPI 150+ | | | | |
| 4- 15 | 0- 1 | 0- 0 | OVERALL | 0- 4 | 0- 3 | 4- 7 | | | | |
| 0- 8 | 0- 0 | 0- 0 | HOME | 0- 1 | 0- 2 | 0- 5 | | | | |
| 4- 7 | 0- 1 | 0- 0 | AWAY | 0- 3 | 0- 1 | 4- 2 | | | | |
| 0- 0 | 0- 0 | 0- 0 | NEUTRAL | 0- 0 | 0- 0 | 0- 0 | | | | |
| 4- 6 | 0- 1 | 0- 0 | NON-CONFERENCE | 0- 2 | 0- 1 | 4- 2 | | | | |
| 0- 3 | 0- 0 | 0- 0 | HOME | 0- 0 | 0- 1 | 0- 2 | | | | |
| 4- 3 | 0- 1 | 0- 0 | AWAY | 0- 2 | 0- 0 | 4- 0 | | | | |
| 0- 0 | 0- 0 | 0- 0 | NEUTRAL | 0- 0 | 0- 0 | 0- 0 | | | | |
| 0- 9 | 0- 0 | 0- 0 | CONFERENCE | 0- 2 | 0- 2 | 0- 5 | | | | |
| 0- 5 | 0- 0 | 0- 0 | HOME | 0- 1 | 0- 1 | 0- 3 | | | | |
| 0- 4 | 0- 0 | 0- 0 | AWAY | 0- 1 | 0- 1 | 0- 2 | | | | |
| 0- 0 | 0- 0 | 0- 0 | NEUTRAL | 0- 0 | 0- 0 | 0- 0 | | | | |

| RPI 1-25 | | | | RPI 26-50 | | | | RPI 51-100 | | | | RPI 101+ Team's RPI: 251 | | | |
|---------------------------|---|------------|-------|-----------|---|----------------|-------|------------|---|----------------|-------|--------------------------|---|-----------------|-------|
| RPI | S | Opponent | Score | RPI | S | Opponent | Score | RPI | S | Opponent | Score | RPI | S | Opponent | Score |
| 7 | A | Oregon St. | 38 77 | | | | | 51 | A | Utah | 43 69 | 114 | H | Arizona | 65 77 |
| | | | | | | | | 98 | A | Wyoming | 48 68 | 148 | A | North Dakota | 70 75 |
| | | | | | | | | 99 | A | Northern Colo. | 55 74 | 148 | H | North Dakota | 65 68 |
| | | | | | | | | 99 | H | Northern Colo. | 53 83 | 151 | H | Idaho | 68 85 |
| | | | | | | | | | | | | 159 | H | Eastern Wash. | 66 67 |
| | | | | | | | | | | | | 210 | A | Utah St. | 70 54 |
| | | | | | | | | | | | | 213 | A | CSUN | 77 71 |
| | | | | | | | | | | | | 214 | H | Grand Canyon | 73 76 |
| | | | | | | | | | | | | 231 | A | Portland St. | 74 81 |
| | | | | | | | | | | | | 248 | A | Sacramento St. | 69 81 |
| | | | | | | | | | | | | 276 | H | Northern Ariz. | 68 77 |
| | | | | | | | | | | | | 300 | A | CSU Bakersfield | 65 59 |
| | | | | | | | | | | | | 327 | A | UC Irvine | 70 58 |
| | | | | | | | | | | | | 331 | H | Utah Valley | 64 70 |
| LAST 12 Division I GAMES: | | | | | | | | | | | | | | | |
| | | | | 99 | A | Northern Colo. | 55 74 | 148 | H | North Dakota | 65 68 | | | | |
| | | | | 148 | A | North Dakota | 70 75 | 99 | H | Northern Colo. | 53 83 | | | | |
| | | | | 159 | H | Eastern Wash. | 66 67 | 276 | H | Northern Ariz. | 68 77 | | | | |
| | | | | 151 | H | Idaho | 68 85 | 213 | A | CSUN | 77 71 | | | | |
| | | | | 231 | A | Portland St. | 74 81 | 327 | A | UC Irvine | 70 58 | | | | |
| | | | | 248 | A | Sacramento St. | 69 81 | 214 | H | Grand Canyon | 73 76 | | | | |

Non-Div I Games: Antelope Valley 89 76

Southern Utah

Loss, Non-Conf, S Site, H Home A Away N Neutral

| | | | | | | | | | | |
|-----------------------|------|----------|-----------|----------------|-------------|---------------|----------|------|-------|-----------|
| Average RPI Win: 228 | | WON-LOST | WINNING | LAST 10 | STRENGTH OF | OPP. STRENGTH | TEAM | ADJ. | CONF. | ADJ CONF. |
| Average RPI Loss: 144 | | RECORD | PCT. RANK | GAMES | SCHEDULE | OF SCHEDULE | RPI | RPI | RPI | RPI |
| DIV. I ONLY | | 9- 13 | 223 | 4- 6 | 199 | 157 | 225 | 225 | 12 | 12 |
| DIV. I NON-CONF. | | 5- 7 | 205 | 1- 1 | 189 | 204 | 209 | 209 | 13 | 13 |
| TOTALS | | RPI 1-25 | RPI 26-50 | W-L RECORDS | RPI 51-100 | RPI 101-150 | RPI 150+ | | | |
| 9- 13 | 0- 0 | | 0- 1 | OVERALL | 0- 3 | 2- 5 | 7- 4 | | | |
| 6- 4 | 0- 0 | | 0- 1 | HOME | 0- 1 | 1- 1 | 5- 1 | | | |
| 1- 9 | 0- 0 | | 0- 0 | AWAY | 0- 2 | 0- 4 | 1- 3 | | | |
| 2- 0 | 0- 0 | | 0- 0 | NEUTRAL | 0- 0 | 1- 0 | 1- 0 | | | |
| 5- 7 | 0- 0 | | 0- 1 | NON-CONFERENCE | 0- 2 | 1- 1 | 4- 3 | | | |
| 3- 2 | 0- 0 | | 0- 1 | HOME | 0- 0 | 0- 0 | 3- 1 | | | |
| 0- 5 | 0- 0 | | 0- 0 | AWAY | 0- 2 | 0- 1 | 0- 2 | | | |
| 2- 0 | 0- 0 | | 0- 0 | NEUTRAL | 0- 0 | 1- 0 | 1- 0 | | | |
| 4- 6 | 0- 0 | | 0- 0 | CONFERENCE | 0- 1 | 1- 4 | 3- 1 | | | |
| 3- 2 | 0- 0 | | 0- 0 | HOME | 0- 1 | 1- 1 | 2- 0 | | | |
| 1- 4 | 0- 0 | | 0- 0 | AWAY | 0- 0 | 0- 3 | 1- 1 | | | |
| 0- 0 | 0- 0 | | 0- 0 | NEUTRAL | 0- 0 | 0- 0 | 0- 0 | | | |

| RPI 1-25 | | | | RPI 26-50 | | | | RPI 51-100 | | | | RPI 101+ | | | | Team's RPI: 225 | |
|---------------------------|---|----------|-------|-----------|---|----------------|-------|------------|---|--------------|-------|----------|---|----------------|-------|-----------------|--|
| RPI | S | Opponent | Score | RPI | S | Opponent | Score | RPI | S | Opponent | Score | RPI | S | Opponent | Score | | |
| | | | | 48 | H | Bucknell | 35 57 | 72 | A | Buffalo | 47 68 | 110 | A | Delaware | 40 43 | | |
| | | | | | | | | 74 | H | Dayton | 60 62 | 111 | A | Saint Louis | 49 64 | | |
| | | | | | | | | 92 | A | Toledo | 50 74 | 120 | H | Duquesne | 69 56 | | |
| | | | | | | | | | | | | 122 | H | Fordham | 44 60 | | |
| | | | | | | | | | | | | 132 | N | Rider | 60 47 | | |
| | | | | | | | | | | | | 134 | A | Saint Joseph's | 53 70 | | |
| | | | | | | | | | | | | 143 | A | George Mason | 49 52 | | |
| | | | | | | | | | | | | 169 | H | Albany (NY) | 67 59 | | |
| | | | | | | | | | | | | 218 | A | Niagara | 43 65 | | |
| | | | | | | | | | | | | 243 | H | Canisius | 57 74 | | |
| | | | | | | | | | | | | 245 | H | Stony Brook | 51 37 | | |
| | | | | | | | | | | | | 246 | A | Richmond | 54 61 | | |
| | | | | | | | | | | | | 258 | N | Austin Peay | 58 57 | | |
| | | | | | | | | | | | | 261 | A | Eastern Mich. | 56 75 | | |
| | | | | | | | | | | | | 267 | H | Colgate | 70 57 | | |
| | | | | | | | | | | | | 275 | A | Massachusetts | 55 38 | | |
| | | | | | | | | | | | | 292 | H | Davidson | 70 51 | | |
| | | | | | | | | | | | | 294 | H | Rhode Island | 78 69 | | |
| LAST 12 Division I GAMES: | | | | | | | | | | | | | | | | | |
| | | | | 134 | A | Saint Joseph's | 53 70 | 246 | A | Richmond | 54 61 | | | | | | |
| | | | | 292 | H | Davidson | 70 51 | 74 | H | Dayton | 60 62 | | | | | | |
| | | | | 120 | H | Duquesne | 69 56 | 143 | A | George Mason | 49 52 | | | | | | |
| | | | | 275 | A | Massachusetts | 55 38 | 294 | H | Rhode Island | 78 69 | | | | | | |
| | | | | 122 | H | Fordham | 44 60 | 72 | A | Buffalo | 47 68 | | | | | | |
| | | | | 111 | A | Saint Louis | 49 64 | 169 | H | Albany (NY) | 67 59 | | | | | | |

Non-Div I Games:

St. Bonaventure

Loss, Non-Conf, S Site, H Home A Away N Neutral

| | | | | | | | | | | |
|-------------------|----------|-----------|----------------|------------|-------------|---------------|------|------|-------|-----------|
| Average RPI Win: | 291 | WON-LOST | WINNING | LAST 10 | STRENGTH OF | OPP. STRENGTH | TEAM | ADJ. | CONF. | ADJ CONF. |
| Average RPI Loss: | 214 | RECORD | PCT. RANK | GAMES | SCHEDULE | OF SCHEDULE | RPI | RPI | RPI | RPI |
| DIV. I ONLY | 6- 15 | 279 | 4- 6 | 305 | 339 | 320 | 320 | 31 | 31 | |
| DIV. I NON-CONF. | 2- 9 | 293 | 0- 2 | 185 | 269 | 311 | 311 | 32 | 32 | |
| TOTALS | RPI 1-25 | RPI 26-50 | W-L RECORDS | RPI 51-100 | RPI 101-150 | RPI 150+ | | | | |
| 6- 15 | 0- 0 | 0- 1 | OVERALL | 0- 1 | 0- 1 | 6- 12 | | | | |
| 3- 6 | 0- 0 | 0- 0 | HOME | 0- 0 | 0- 0 | 3- 6 | | | | |
| 3- 8 | 0- 0 | 0- 1 | AWAY | 0- 1 | 0- 1 | 3- 5 | | | | |
| 0- 1 | 0- 0 | 0- 0 | NEUTRAL | 0- 0 | 0- 0 | 0- 1 | | | | |
| 2- 9 | 0- 0 | 0- 1 | NON-CONFERENCE | 0- 1 | 0- 1 | 2- 6 | | | | |
| 2- 2 | 0- 0 | 0- 0 | HOME | 0- 0 | 0- 0 | 2- 2 | | | | |
| 0- 6 | 0- 0 | 0- 1 | AWAY | 0- 1 | 0- 1 | 0- 3 | | | | |
| 0- 1 | 0- 0 | 0- 0 | NEUTRAL | 0- 0 | 0- 0 | 0- 1 | | | | |
| 4- 6 | 0- 0 | 0- 0 | CONFERENCE | 0- 0 | 0- 0 | 4- 6 | | | | |
| 1- 4 | 0- 0 | 0- 0 | HOME | 0- 0 | 0- 0 | 1- 4 | | | | |
| 3- 2 | 0- 0 | 0- 0 | AWAY | 0- 0 | 0- 0 | 3- 2 | | | | |
| 0- 0 | 0- 0 | 0- 0 | NEUTRAL | 0- 0 | 0- 0 | 0- 0 | | | | |

| RPI 1-25 | | | | RPI 26-50 | | | | RPI 51-100 | | | | RPI 101+ Team's RPI: 320 | | | |
|---------------------------|---|----------|-------|-----------|---|---------------------|-------|------------|---|----------|-------|--------------------------|---|---------------------|-------|
| RPI | S | Opponent | Score | RPI | S | Opponent | Score | RPI | S | Opponent | Score | RPI | S | Opponent | Score |
| | | | | 44 | A | James Madison | 57 83 | | | | | 132 | A | Rider | 60 77 |
| | | | | | | | | | | | | 154 | A | Iona | 46 62 |
| | | | | | | | | | | | | 165 | N | Boston College | 58 73 |
| | | | | | | | | | | | | 166 | A | Army West Point | 46 69 |
| | | | | | | | | | | | | 202 | H | Sacred Heart | 74 81 |
| | | | | | | | | | | | | 221 | A | Saint Francis (PA) | 62 79 |
| | | | | | | | | | | | | 233 | A | Robert Morris | 56 49 |
| | | | | | | | | | | | | 237 | H | Monmouth | 87 78 |
| | | | | | | | | | | | | 241 | H | Howard | 63 78 |
| | | | | | | | | | | | | 244 | H | Manhattan | 52 55 |
| | | | | | | | | | | | | 247 | A | Loyola Maryland | 60 69 |
| | | | | | | | | | | | | 293 | H | Bryant | 63 47 |
| | | | | | | | | | | | | 298 | H | Central Conn. St. | 53 61 |
| | | | | | | | | | | | | 306 | H | Saint Peter's | 58 52 |
| | | | | | | | | | | | | 325 | H | Mt. St. Mary's | 44 62 |
| | | | | | | | | | | | | 332 | A | LIU Brooklyn | 56 54 |
| | | | | | | | | | | | | 343 | A | Fairleigh Dickinson | 66 59 |
| | | | | | | | | | | | | 343 | H | Fairleigh Dickinson | 58 59 |
| | | | | | | | | | | | | 344 | A | Wagner | 45 58 |
| LAST 12 Division I GAMES: | | | | | | | | | | | | | | | |
| | | | | 344 | A | Wagner | 45 58 | | | | | 221 | A | Saint Francis (PA) | 62 79 |
| | | | | 343 | H | Fairleigh Dickinson | 58 59 | | | | | 233 | A | Robert Morris | 56 49 |
| | | | | 343 | A | Fairleigh Dickinson | 66 59 | | | | | 298 | H | Central Conn. St. | 53 61 |
| | | | | 325 | H | Mt. St. Mary's | 44 62 | | | | | 293 | H | Bryant | 63 47 |
| | | | | 202 | H | Sacred Heart | 74 81 | | | | | 132 | A | Rider | 60 77 |
| | | | | 332 | A | LIU Brooklyn | 56 54 | | | | | 154 | A | Iona | 46 62 |

Non-Div I Games:

St. Francis Brooklyn

■ Loss,
 ■ Non-Conf,
 ■ S Site,
 ■ H Home
 ■ A Away
 N Neutral

| | | | | | | | | | | |
|-------------------|----------|-----------|----------------|------------|-------------|---------------|------|------|-------|-----------|
| Average RPI Win: | 160 | WON-LOST | WINNING | LAST 10 | STRENGTH OF | OPP. STRENGTH | TEAM | ADJ. | CONF. | ADJ CONF. |
| Average RPI Loss: | 65 | RECORD | PCT. RANK | GAMES | SCHEDULE | OF SCHEDULE | RPI | RPI | RPI | RPI |
| DIV. I ONLY | 15- 7 | 82 | 7- 3 | 123 | 52 | 87 | 87 | 7 | 7 | |
| DIV. I NON-CONF. | 8- 3 | 67 | 1- 0 | 157 | 48 | 97 | 97 | 7 | 7 | |
| TOTALS | RPI 1-25 | RPI 26-50 | W-L RECORDS | RPI 51-100 | RPI 101-150 | RPI 150+ | | | | |
| 15- 7 | 0- 2 | 3- 2 | OVERALL | 1- 1 | 2- 1 | 9- 1 | | | | |
| 9- 4 | 0- 2 | 2- 1 | HOME | 0- 0 | 0- 1 | 7- 0 | | | | |
| 5- 2 | 0- 0 | 1- 0 | AWAY | 0- 1 | 2- 0 | 2- 1 | | | | |
| 1- 1 | 0- 0 | 0- 1 | NEUTRAL | 1- 0 | 0- 0 | 0- 0 | | | | |
| 8- 3 | 0- 1 | 1- 1 | NON-CONFERENCE | 1- 0 | 2- 1 | 4- 0 | | | | |
| 5- 2 | 0- 1 | 1- 0 | HOME | 0- 0 | 0- 1 | 4- 0 | | | | |
| 2- 0 | 0- 0 | 0- 0 | AWAY | 0- 0 | 2- 0 | 0- 0 | | | | |
| 1- 1 | 0- 0 | 0- 1 | NEUTRAL | 1- 0 | 0- 0 | 0- 0 | | | | |
| 7- 4 | 0- 1 | 2- 1 | CONFERENCE | 0- 1 | 0- 0 | 5- 1 | | | | |
| 4- 2 | 0- 1 | 1- 1 | HOME | 0- 0 | 0- 0 | 3- 0 | | | | |
| 3- 2 | 0- 0 | 1- 0 | AWAY | 0- 1 | 0- 0 | 2- 1 | | | | |
| 0- 0 | 0- 0 | 0- 0 | NEUTRAL | 0- 0 | 0- 0 | 0- 0 | | | | |

| RPI 1-25 | | | | RPI 26-50 | | | | RPI 51-100 Team's RPI: 87 | | | | RPI 101+ | | | |
|---------------------------|---|------------|-------|-----------|---|---------------|-------|---------------------------|---|-----------|-------|----------|---|----------------|-------|
| RPI | S | Opponent | Score | RPI | S | Opponent | Score | RPI | S | Opponent | Score | RPI | S | Opponent | Score |
| 17 | H | DePaul | 66 78 | 26 | N | Arizona St. | 41 54 | 63 | A | Villanova | 50 55 | 120 | H | Duquesne | 65 71 |
| 24 | H | Miami (FL) | 50 62 | 28 | H | Creighton | 43 55 | 69 | N | Virginia | 66 55 | 122 | A | Fordham | 59 45 |
| | | | | 40 | H | Marquette | 70 64 | | | | | 127 | A | William & Mary | 73 57 |
| | | | | 42 | A | Georgetown | 71 66 | | | | | 152 | H | Providence | 60 50 |
| | | | | 44 | H | James Madison | 74 63 | | | | | 169 | H | Albany (NY) | 54 36 |
| | | | | | | | | | | | | 172 | A | Xavier | 65 48 |
| | | | | | | | | | | | | 172 | H | Xavier | 64 55 |
| | | | | | | | | | | | | 180 | A | Seton Hall | 59 64 |
| | | | | | | | | | | | | 182 | H | Rutgers | 65 39 |
| | | | | | | | | | | | | 224 | A | Butler | 62 41 |
| | | | | | | | | | | | | 224 | H | Butler | 62 55 |
| | | | | | | | | | | | | 323 | H | Lafayette | 64 46 |
| | | | | | | | | | | | | 344 | H | Wagner | 62 34 |
| LAST 12 Division I GAMES: | | | | | | | | | | | | | | | |
| 172 | H | Xavier | 64 55 | 17 | H | DePaul | 66 78 | | | | | | | | |
| 224 | H | Butler | 62 55 | 40 | H | Marquette | 70 64 | | | | | | | | |
| 152 | H | Providence | 60 50 | 224 | A | Butler | 62 41 | | | | | | | | |
| 28 | H | Creighton | 43 55 | 172 | A | Xavier | 65 48 | | | | | | | | |
| 63 | A | Villanova | 50 55 | 180 | A | Seton Hall | 59 64 | | | | | | | | |
| 42 | A | Georgetown | 71 66 | 44 | H | James Madison | 74 63 | | | | | | | | |

Non-Div I Games:

St. John's (NY)

■ Loss,
 ■ Non-Conf,
 ■ S Site,
 ■ H Home
 ■ A Away
 N Neutral

St. Mary's (CA)

Through Games Of Feb. 1, 2017

| | | | | | | | | | | |
|-------------------|----------|-----------|----------------|------------|-------------|---------------|------|------|-------|-----------|
| Average RPI Win: | 189 | WON-LOST | WINNING | LAST 10 | STRENGTH OF | OPP. STRENGTH | TEAM | ADJ. | CONF. | ADJ CONF. |
| Average RPI Loss: | 108 | RECORD | PCT. RANK | GAMES | SCHEDULE | OF SCHEDULE | RPI | RPI | RPI | RPI |
| DIV. I ONLY | 12- 9 | 134 | 7- 3 | 146 | 103 | 125 | 125 | 14 | 14 | |
| DIV. I NON-CONF. | 5- 6 | 186 | 1- 1 | 128 | 42 | 140 | 140 | 12 | 12 | |
| TOTALS | RPI 1-25 | RPI 26-50 | W-L RECORDS | RPI 51-100 | RPI 101-150 | RPI 150+ | | | | |
| 12- 9 | 0- 0 | 0- 0 | OVERALL | 1- 6 | 3- 1 | 8- 2 | | | | |
| 5- 5 | 0- 0 | 0- 0 | HOME | 1- 4 | 2- 0 | 2- 1 | | | | |
| 7- 4 | 0- 0 | 0- 0 | AWAY | 0- 2 | 1- 1 | 6- 1 | | | | |
| 0- 0 | 0- 0 | 0- 0 | NEUTRAL | 0- 0 | 0- 0 | 0- 0 | | | | |
| 5- 6 | 0- 0 | 0- 0 | NON-CONFERENCE | 1- 4 | 0- 1 | 4- 1 | | | | |
| 1- 4 | 0- 0 | 0- 0 | HOME | 1- 3 | 0- 0 | 0- 1 | | | | |
| 4- 2 | 0- 0 | 0- 0 | AWAY | 0- 1 | 0- 1 | 4- 0 | | | | |
| 0- 0 | 0- 0 | 0- 0 | NEUTRAL | 0- 0 | 0- 0 | 0- 0 | | | | |
| 7- 3 | 0- 0 | 0- 0 | CONFERENCE | 0- 2 | 3- 0 | 4- 1 | | | | |
| 4- 1 | 0- 0 | 0- 0 | HOME | 0- 1 | 2- 0 | 2- 0 | | | | |
| 3- 2 | 0- 0 | 0- 0 | AWAY | 0- 1 | 1- 0 | 2- 1 | | | | |
| 0- 0 | 0- 0 | 0- 0 | NEUTRAL | 0- 0 | 0- 0 | 0- 0 | | | | |

| RPI 1-25 | | | | RPI 26-50 | | | | RPI 51-100 | | | | RPI 101+ | | | | Team's RPI: 125 | |
|---------------------------|---|----------|-------|-----------|---|---------------|-------|------------|---|----------------|-------|----------|-----|----------|------------------|-----------------|----|
| RPI | S | Opponent | Score | RPI | S | Opponent | Score | RPI | S | Opponent | Score | RPI | S | Opponent | Score | | |
| | | | | | | | | 51 | H | Utah | 62 | 63 | 101 | A | UC Davis | 66 | 68 |
| | | | | | | | | 56 | H | California | 67 | 74 | 141 | A | San Francisco | 64 | 62 |
| | | | | | | | | 60 | A | Washington St. | 69 | 85 | 141 | H | San Francisco | 75 | 72 |
| | | | | | | | | 75 | H | Boise St. | 78 | 83 | 142 | H | Santa Clara | 55 | 53 |
| | | | | | | | | 97 | H | Gonzaga | 75 | 79 | 157 | A | Northeastern | 77 | 53 |
| | | | | | | | | 99 | H | Northern Colo. | 75 | 65 | 165 | A | Boston College | 62 | 54 |
| | | | | | | | | 100 | A | BYU | 65 | 70 | 191 | A | San Jose St. | 85 | 64 |
| | | | | | | | | | | | | | 199 | A | Pacific | 63 | 54 |
| | | | | | | | | | | | | | 204 | H | Loyola Marymount | 74 | 59 |
| | | | | | | | | | | | | | 213 | H | CSUN | 61 | 73 |
| | | | | | | | | | | | | | 215 | A | San Diego | 71 | 73 |
| | | | | | | | | | | | | | 249 | A | Cal Poly | 79 | 71 |
| | | | | | | | | | | | | | 264 | H | Portland | 92 | 76 |
| | | | | | | | | | | | | | 312 | A | Pepperdine | 81 | 60 |
| LAST 12 Division I GAMES: | | | | | | | | | | | | | | | | | |
| | | | | 142 | H | Santa Clara | 55 | 53 | | | | | 141 | H | San Francisco | 75 | 72 |
| | | | | 141 | A | San Francisco | 64 | 62 | | | | | 100 | A | BYU | 65 | 70 |
| | | | | 312 | A | Pepperdine | 81 | 60 | | | | | 215 | A | San Diego | 71 | 73 |
| | | | | 199 | A | Pacific | 63 | 54 | | | | | 204 | H | Loyola Marymount | 74 | 59 |
| | | | | 97 | H | Gonzaga | 75 | 79 | | | | | 213 | H | CSUN | 61 | 73 |
| | | | | 264 | H | Portland | 92 | 76 | | | | | 99 | H | Northern Colo. | 75 | 65 |

Non-Div I Games:

St. Mary's (CA)

■ Loss,
 ■ Non-Conf,
 ■ S Site,
 ■ H Home
 ■ A Away
 N Neutral

| | | | | | | | | | | |
|-------------------|----------|-----------|----------------|------------|-------------|---------------|------|------|-------|-----------|
| Average RPI Win: | 106 | WON-LOST | WINNING | LAST 10 | STRENGTH OF | OPP. STRENGTH | TEAM | ADJ. | CONF. | ADJ CONF. |
| Average RPI Loss: | 39 | RECORD | PCT. RANK | GAMES | SCHEDULE | OF SCHEDULE | RPI | RPI | RPI | RPI |
| DIV. I ONLY | 19- 3 | 12 | 9- 1 | 12 | 20 | 8 | 8 | 1 | 1 | |
| DIV. I NON-CONF. | 10- 2 | 33 | 2- 0 | 39 | 94 | 18 | 18 | 1 | 1 | |
| TOTALS | RPI 1-25 | RPI 26-50 | W-L RECORDS | RPI 51-100 | RPI 101-150 | RPI 150+ | | | | |
| 19- 3 | 2- 2 | 3- 0 | OVERALL | 5- 1 | 4- 0 | 5- 0 | | | | |
| 8- 2 | 1- 1 | 2- 0 | HOME | 0- 1 | 3- 0 | 2- 0 | | | | |
| 8- 1 | 1- 1 | 1- 0 | AWAY | 4- 0 | 1- 0 | 1- 0 | | | | |
| 3- 0 | 0- 0 | 0- 0 | NEUTRAL | 1- 0 | 0- 0 | 2- 0 | | | | |
| 10- 2 | 1- 1 | 0- 0 | NON-CONFERENCE | 2- 1 | 2- 0 | 5- 0 | | | | |
| 5- 1 | 1- 0 | 0- 0 | HOME | 0- 1 | 2- 0 | 2- 0 | | | | |
| 2- 1 | 0- 1 | 0- 0 | AWAY | 1- 0 | 0- 0 | 1- 0 | | | | |
| 3- 0 | 0- 0 | 0- 0 | NEUTRAL | 1- 0 | 0- 0 | 2- 0 | | | | |
| 9- 1 | 1- 1 | 3- 0 | CONFERENCE | 3- 0 | 2- 0 | 0- 0 | | | | |
| 3- 1 | 0- 1 | 2- 0 | HOME | 0- 0 | 1- 0 | 0- 0 | | | | |
| 6- 0 | 1- 0 | 1- 0 | AWAY | 3- 0 | 1- 0 | 0- 0 | | | | |
| 0- 0 | 0- 0 | 0- 0 | NEUTRAL | 0- 0 | 0- 0 | 0- 0 | | | | |

| RPI 1-25 | | | | Team's RPI: 8 | | | | RPI 26-50 | | | | RPI 51-100 | | | | RPI 101+ | | | |
|---------------------------|---|----------------|-------|---------------|-----|---|-------------------|-----------|----|-----|---|-------------------|-------|----|-----|----------|-----------------|-------|----|
| RPI | S | Opponent | Score | | RPI | S | Opponent | Score | | RPI | S | Opponent | Score | | RPI | S | Opponent | Score | |
| 7 | H | Oregon St. | 69 | 72 | 26 | A | Arizona St. | 64 | 57 | 51 | A | Utah | 77 | 58 | 101 | H | UC Davis | 68 | 42 |
| 10 | A | Washington | 72 | 68 | 26 | H | Arizona St. | 66 | 56 | 60 | A | Washington St. | 76 | 54 | 114 | A | Arizona | 77 | 55 |
| 12 | H | Texas | 71 | 59 | 37 | H | Oregon | 81 | 60 | 70 | A | George Washington | 71 | 52 | 114 | H | Arizona | 73 | 46 |
| 14 | A | Tennessee | 51 | 59 | | | | | | 80 | A | Colorado | 84 | 70 | 133 | H | Yale | 102 | 44 |
| | | | | | | | | | | 93 | N | Purdue | 78 | 69 | 157 | N | Northeastern | 74 | 45 |
| | | | | | | | | | | 97 | H | Gonzaga | 63 | 68 | 171 | N | Wichita St. | 87 | 39 |
| | | | | | | | | | | | | | | | 213 | H | CSUN | 88 | 54 |
| | | | | | | | | | | | | | | | 249 | H | Cal Poly | 83 | 55 |
| | | | | | | | | | | | | | | | 300 | A | CSU Bakersfield | 77 | 56 |
| LAST 12 Division I GAMES: | | | | | | | | | | | | | | | | | | | |
| 10 | A | Washington | 72 | 68 | 7 | H | Oregon St. | 69 | 72 | 37 | H | Oregon | 81 | 60 | 114 | A | Arizona | 77 | 55 |
| 60 | A | Washington St. | 76 | 54 | 26 | A | Arizona St. | 66 | 56 | 51 | A | Utah | 77 | 58 | 60 | A | Washington St. | 76 | 54 |
| 26 | H | Arizona St. | 66 | 56 | 70 | A | George Washington | 71 | 52 | 133 | H | Yale | 102 | 44 | 26 | A | Arizona St. | 64 | 57 |
| 114 | H | Arizona | 73 | 46 | 80 | A | Colorado | 84 | 70 | 70 | A | George Washington | 71 | 52 | 101 | H | UC Davis | 68 | 42 |
| 80 | A | Colorado | 84 | 70 | | | | | | | | | | | | | | | |
| 51 | A | Utah | 77 | 58 | | | | | | | | | | | | | | | |

Non-Div I Games:

Stanford

| | | | | | | | | | |
|------------------------------|----------|-----------|----------------|-------------|---------------|----------|------|-------|-----------|
| Average RPI Win: 281 | WON-LOST | WINNING | LAST 10 | STRENGTH OF | OPP. STRENGTH | TEAM | ADJ. | CONF. | ADJ CONF. |
| Average RPI Loss: 112 | RECORD | PCT. RANK | GAMES | SCHEDULE | OF SCHEDULE | RPI | RPI | RPI | RPI |
| DIV. I ONLY | 13- 5 | 54 | 6- 3 | 315 | 258 | 162 | 162 | 23 | 23 |
| DIV. I NON-CONF. | 8- 4 | 97 | 1- 3 | 272 | 288 | 155 | 155 | 24 | 24 |
| TOTALS | RPI 1-25 | RPI 26-50 | W-L RECORDS | RPI 51-100 | RPI 101-150 | RPI 150+ | | | |
| 13- 5 | 0- 1 | 0- 0 | OVERALL | 0- 1 | 0- 2 | 13- 1 | | | |
| 7- 2 | 0- 0 | 0- 0 | HOME | 0- 1 | 0- 0 | 7- 1 | | | |
| 4- 3 | 0- 1 | 0- 0 | AWAY | 0- 0 | 0- 2 | 4- 0 | | | |
| 2- 0 | 0- 0 | 0- 0 | NEUTRAL | 0- 0 | 0- 0 | 2- 0 | | | |
| 8- 4 | 0- 1 | 0- 0 | NON-CONFERENCE | 0- 0 | 0- 2 | 8- 1 | | | |
| 4- 1 | 0- 0 | 0- 0 | HOME | 0- 0 | 0- 0 | 4- 1 | | | |
| 2- 3 | 0- 1 | 0- 0 | AWAY | 0- 0 | 0- 2 | 2- 0 | | | |
| 2- 0 | 0- 0 | 0- 0 | NEUTRAL | 0- 0 | 0- 0 | 2- 0 | | | |
| 5- 1 | 0- 0 | 0- 0 | CONFERENCE | 0- 1 | 0- 0 | 5- 0 | | | |
| 3- 1 | 0- 0 | 0- 0 | HOME | 0- 1 | 0- 0 | 3- 0 | | | |
| 2- 0 | 0- 0 | 0- 0 | AWAY | 0- 0 | 0- 0 | 2- 0 | | | |
| 0- 0 | 0- 0 | 0- 0 | NEUTRAL | 0- 0 | 0- 0 | 0- 0 | | | |

| RPI 1-25 | | | | RPI 26-50 | | | | RPI 51-100 | | | | RPI 101+ Team's RPI: 162 | | | |
|---------------------------|---|---------------|--------------|-----------|---|---------------|--------------|------------|---|---------------|--------------|--------------------------|---|-----------------|--------------|
| RPI | S | Opponent | Score | RPI | S | Opponent | Score | RPI | S | Opponent | Score | RPI | S | Opponent | Score |
| 23 | A | South Fla. | 60 74 | | | | | 89 | H | FGCU | 71 84 | 102 | A | Chattanooga | 55 66 |
| | | | | | | | | | | | | 109 | A | Arkansas | 62 79 |
| | | | | | | | | | | | | 211 | H | SIUE | 78 68 |
| | | | | | | | | | | | | 233 | N | Robert Morris | 68 60 |
| | | | | | | | | | | | | 238 | H | Tennessee St. | 50 56 |
| | | | | | | | | | | | | 256 | H | Bethune-Cookman | 63 60 |
| | | | | | | | | | | | | 257 | N | Weber St. | 70 68 |
| | | | | | | | | | | | | 272 | A | Northern Ky. | 54 45 |
| | | | | | | | | | | | | 285 | A | Lipscomb | 91 66 |
| | | | | | | | | | | | | 291 | H | North Florida | 68 44 |
| | | | | | | | | | | | | 297 | H | USC Upstate | 80 68 |
| | | | | | | | | | | | | 301 | A | Kennesaw St. | 65 56 |
| | | | | | | | | | | | | 304 | H | NJIT | 77 43 |
| | | | | | | | | | | | | 309 | H | Eastern Ill. | 72 55 |
| | | | | | | | | | | | | 311 | A | High Point | 81 47 |
| | | | | | | | | | | | | 322 | H | Valparaiso | 87 75 |
| LAST 12 Division I GAMES: | | | | | | | | | | | | | | | |
| 291 | H | North Florida | 68 44 | 23 | A | South Fla. | 60 74 | 238 | H | Tennessee St. | 50 56 | 211 | H | SIUE | 78 68 |
| 304 | H | NJIT | 77 43 | 238 | H | Tennessee St. | 50 56 | 211 | H | SIUE | 78 68 | 102 | A | Chattanooga | 55 66 |
| 297 | H | USC Upstate | 80 68 | 211 | H | SIUE | 78 68 | 102 | A | Chattanooga | 55 66 | 311 | A | High Point | 81 47 |
| 285 | A | Lipscomb | 91 66 | 102 | A | Chattanooga | 55 66 | 311 | A | High Point | 81 47 | 272 | A | Northern Ky. | 54 45 |
| 301 | A | Kennesaw St. | 65 56 | 311 | A | High Point | 81 47 | | | | | | | | |
| 89 | H | FGCU | 71 84 | 272 | A | Northern Ky. | 54 45 | | | | | | | | |

Non-Div I Games: Webber Int'l 92 54 Palm Beach Atl. 89 50 Warner 100 34

Stetson

| | | | | | | | | | | |
|-------------------|----------|-----------|----------------|------------|-------------|---------------|------|------|-------|-----------|
| Average RPI Win: | 235 | WON-LOST | WINNING | LAST 10 | STRENGTH OF | OPP. STRENGTH | TEAM | ADJ. | CONF. | ADJ CONF. |
| Average RPI Loss: | 167 | RECORD | PCT. RANK | GAMES | SCHEDULE | OF SCHEDULE | RPI | RPI | RPI | RPI |
| DIV. I ONLY | 8- 13 | 234 | 3- 7 | 204 | 252 | 245 | 245 | 19 | 19 | |
| DIV. I NON-CONF. | 6- 6 | 165 | 2- 1 | 252 | 270 | 203 | 203 | 21 | 21 | |
| TOTALS | RPI 1-25 | RPI 26-50 | W-L RECORDS | RPI 51-100 | RPI 101-150 | RPI 150+ | | | | |
| 8- 13 | 0- 0 | 0- 1 | OVERALL | 1- 3 | 2- 1 | 5- 8 | | | | |
| 5- 4 | 0- 0 | 0- 1 | HOME | 1- 1 | 2- 0 | 2- 2 | | | | |
| 2- 8 | 0- 0 | 0- 0 | AWAY | 0- 1 | 0- 1 | 2- 6 | | | | |
| 1- 1 | 0- 0 | 0- 0 | NEUTRAL | 0- 1 | 0- 0 | 1- 0 | | | | |
| 6- 6 | 0- 0 | 0- 1 | NON-CONFERENCE | 1- 1 | 1- 0 | 4- 4 | | | | |
| 3- 2 | 0- 0 | 0- 1 | HOME | 1- 0 | 1- 0 | 1- 1 | | | | |
| 2- 3 | 0- 0 | 0- 0 | AWAY | 0- 0 | 0- 0 | 2- 3 | | | | |
| 1- 1 | 0- 0 | 0- 0 | NEUTRAL | 0- 1 | 0- 0 | 1- 0 | | | | |
| 2- 7 | 0- 0 | 0- 0 | CONFERENCE | 0- 2 | 1- 1 | 1- 4 | | | | |
| 2- 2 | 0- 0 | 0- 0 | HOME | 0- 1 | 1- 0 | 1- 1 | | | | |
| 0- 5 | 0- 0 | 0- 0 | AWAY | 0- 1 | 0- 1 | 0- 3 | | | | |
| 0- 0 | 0- 0 | 0- 0 | NEUTRAL | 0- 0 | 0- 0 | 0- 0 | | | | |

| RPI S | Opponent | Score | RPI S | Opponent | Score | RPI S | Opponent | Score | RPI S | Opponent | Score | Team's RPI: 245 |
|---------------------------|-----------------|-------|-------|-----------------|-------|-------|---------------------|-------|-------|----------|-------|-----------------|
| 36 | H Syracuse | 60 78 | 52 | N Indiana | 60 74 | 119 | H Maine | 55 41 | | | | |
| | | | 84 | H Cornell | 66 65 | 129 | A Hartford | 52 65 | | | | |
| | | | 85 | A New Hampshire | 46 49 | 144 | H Columbia | 55 53 | | | | |
| | | | 85 | H New Hampshire | 45 56 | 154 | A Iona | 46 57 | | | | |
| | | | | | | 169 | A Albany (NY) | 54 64 | | | | |
| | | | | | | 179 | H Hofstra | 64 67 | | | | |
| | | | | | | 196 | H Binghamton | 40 48 | | | | |
| | | | | | | 225 | A St. Bonaventure | 37 51 | | | | |
| | | | | | | 244 | A Manhattan | 55 50 | | | | |
| | | | | | | 250 | A UMBC | 61 67 | | | | |
| | | | | | | 280 | A Vermont | 43 53 | | | | |
| | | | | | | 298 | A Central Conn. St. | 64 59 | | | | |
| | | | | | | 305 | H UMKC | 57 55 | | | | |
| | | | | | | 332 | A LIU Brooklyn | 48 58 | | | | |
| | | | | | | 337 | H UMass Lowell | 83 53 | | | | |
| | | | | | | 345 | N Florida A&M | 80 49 | | | | |
| LAST 12 Division I GAMES: | | | | | | | | | | | | |
| 85 | H New Hampshire | 45 56 | 119 | H Maine | 55 41 | | | | | | | |
| 280 | A Vermont | 43 53 | 169 | A Albany (NY) | 54 64 | | | | | | | |
| 250 | A UMBC | 61 67 | 85 | A New Hampshire | 46 49 | | | | | | | |
| 196 | H Binghamton | 40 48 | 305 | H UMKC | 57 55 | | | | | | | |
| 129 | A Hartford | 52 65 | 84 | H Cornell | 66 65 | | | | | | | |
| 337 | H UMass Lowell | 83 53 | 52 | N Indiana | 60 74 | | | | | | | |

Non-Div I Games: Molloy 62 53

Stony Brook

| | | | | | | | | | | |
|-------------------|----------|-----------|----------------|------------|-------------|---------------|------|------|-------|-----------|
| Average RPI Win: | 151 | WON-LOST | WINNING | LAST 10 | STRENGTH OF | OPP. STRENGTH | TEAM | ADJ. | CONF. | ADJ CONF. |
| Average RPI Loss: | 29 | RECORD | PCT. RANK | GAMES | SCHEDULE | OF SCHEDULE | RPI | RPI | RPI | RPI |
| DIV. I ONLY | 15- 7 | 82 | 6- 4 | 38 | 34 | 36 | 36 | 3 | 3 | |
| DIV. I NON-CONF. | 9- 4 | 85 | 2- 1 | 139 | 50 | 86 | 86 | 4 | 4 | |
| TOTALS | RPI 1-25 | RPI 26-50 | W-L RECORDS | RPI 51-100 | RPI 101-150 | RPI 150+ | | | | |
| 15- 7 | 1- 4 | 2- 1 | OVERALL | 3- 2 | 2- 0 | 7- 0 | | | | |
| 10- 0 | 1- 0 | 1- 0 | HOME | 2- 0 | 0- 0 | 6- 0 | | | | |
| 3- 4 | 0- 2 | 1- 0 | AWAY | 0- 2 | 1- 0 | 1- 0 | | | | |
| 2- 3 | 0- 2 | 0- 1 | NEUTRAL | 1- 0 | 1- 0 | 0- 0 | | | | |
| 9- 4 | 0- 2 | 0- 1 | NON-CONFERENCE | 2- 1 | 1- 0 | 6- 0 | | | | |
| 6- 0 | 0- 0 | 0- 0 | HOME | 1- 0 | 0- 0 | 5- 0 | | | | |
| 1- 1 | 0- 0 | 0- 0 | AWAY | 0- 1 | 0- 0 | 1- 0 | | | | |
| 2- 3 | 0- 2 | 0- 1 | NEUTRAL | 1- 0 | 1- 0 | 0- 0 | | | | |
| 6- 3 | 1- 2 | 2- 0 | CONFERENCE | 1- 1 | 1- 0 | 1- 0 | | | | |
| 4- 0 | 1- 0 | 1- 0 | HOME | 1- 0 | 0- 0 | 1- 0 | | | | |
| 2- 3 | 0- 2 | 1- 0 | AWAY | 0- 1 | 1- 0 | 0- 0 | | | | |
| 0- 0 | 0- 0 | 0- 0 | NEUTRAL | 0- 0 | 0- 0 | 0- 0 | | | | |

| RPI 1-25 | | | | RPI 26-50 | | | | Team's RPI: 36 | RPI 51-100 | | | | RPI 101+ | | | |
|---------------------------|---|--------------------|--------|-----------|---|--------------------|--------|----------------|------------|---|-------------------|-------|----------|---|----------------|--------|
| RPI | S | Opponent | Score | RPI | S | Opponent | Score | | RPI | S | Opponent | Score | RPI | S | Opponent | Score |
| 6 | A | Florida St. | 58 77 | 29 | N | Ohio St. | 72 77 | | 53 | A | Georgia Tech | 66 75 | 124 | A | Clemson | 88 62 |
| 13 | A | Louisville | 76 91 | 39 | H | North Carolina St. | 85 75 | | 59 | H | Michigan St. | 75 64 | 131 | N | Old Dominion | 92 66 |
| 17 | N | DePaul | 84 108 | 41 | A | Virginia Tech | 82 72 | | 68 | A | Drexel | 61 62 | 165 | H | Boston College | 79 52 |
| 19 | N | Texas A&M | 84 105 | | | | | | 69 | H | Virginia | 54 49 | 193 | H | Siena | 102 65 |
| 24 | H | Miami (FL) | 81 48 | | | | | | 70 | N | George Washington | 74 71 | 218 | H | Niagara | 109 60 |
| LAST 12 Division I GAMES: | | | | | | | | | | | | | | | | |
| 41 | A | Virginia Tech | 82 72 | 124 | A | Clemson | 88 62 | | | | | | | | | |
| 24 | H | Miami (FL) | 81 48 | 69 | H | Virginia | 54 49 | | | | | | | | | |
| 6 | A | Florida St. | 58 77 | 13 | A | Louisville | 76 91 | | | | | | | | | |
| 53 | A | Georgia Tech | 66 75 | 19 | N | Texas A&M | 84 105 | | | | | | | | | |
| 39 | H | North Carolina St. | 85 75 | 131 | N | Old Dominion | 92 66 | | | | | | | | | |
| 165 | H | Boston College | 79 52 | 218 | H | Niagara | 109 60 | | | | | | | | | |

Non-Div I Games:

Syracuse

■ Loss,
■ Non-Conf,
■ S Site,
■ H Home
■ A Away
N Neutral

| | | | | | | | | | | |
|-------------------|----------|-----------|----------------|------------|-------------|---------------|------|------|-------|-----------|
| Average RPI Win: | 229 | WON-LOST | WINNING | LAST 10 | STRENGTH OF | OPP. STRENGTH | TEAM | ADJ. | CONF. | ADJ CONF. |
| Average RPI Loss: | 28 | RECORD | PCT. RANK | GAMES | SCHEDULE | OF SCHEDULE | RPI | RPI | RPI | RPI |
| DIV. I ONLY | 10- 11 | 182 | 2- 8 | 64 | 30 | 140 | 140 | 4 | 4 | |
| DIV. I NON-CONF. | 8- 3 | 67 | 2- 0 | 239 | 179 | 138 | 138 | 3 | 3 | |
| TOTALS | RPI 1-25 | RPI 26-50 | W-L RECORDS | RPI 51-100 | RPI 101-150 | RPI 150+ | | | | |
| 10- 11 | 0- 8 | 0- 2 | OVERALL | 1- 1 | 2- 0 | 7- 0 | | | | |
| 10- 4 | 0- 2 | 0- 2 | HOME | 1- 0 | 2- 0 | 7- 0 | | | | |
| 0- 7 | 0- 6 | 0- 0 | AWAY | 0- 1 | 0- 0 | 0- 0 | | | | |
| 0- 0 | 0- 0 | 0- 0 | NEUTRAL | 0- 0 | 0- 0 | 0- 0 | | | | |
| 8- 3 | 0- 3 | 0- 0 | NON-CONFERENCE | 0- 0 | 1- 0 | 7- 0 | | | | |
| 8- 1 | 0- 1 | 0- 0 | HOME | 0- 0 | 1- 0 | 7- 0 | | | | |
| 0- 2 | 0- 2 | 0- 0 | AWAY | 0- 0 | 0- 0 | 0- 0 | | | | |
| 0- 0 | 0- 0 | 0- 0 | NEUTRAL | 0- 0 | 0- 0 | 0- 0 | | | | |
| 2- 8 | 0- 5 | 0- 2 | CONFERENCE | 1- 1 | 1- 0 | 0- 0 | | | | |
| 2- 3 | 0- 1 | 0- 2 | HOME | 1- 0 | 1- 0 | 0- 0 | | | | |
| 0- 5 | 0- 4 | 0- 0 | AWAY | 0- 1 | 0- 0 | 0- 0 | | | | |
| 0- 0 | 0- 0 | 0- 0 | NEUTRAL | 0- 0 | 0- 0 | 0- 0 | | | | |

| RPI 1-25 | | | | RPI 26-50 | | | | RPI 51-100 | | | | RPI 101+ Team's RPI: 140 | | | |
|---------------------------|---|------------|-------|-----------|---|----------------|-------|------------|---|----------|-------|--------------------------|---|-----------------|-------|
| RPI | S | Opponent | Score | RPI | S | Opponent | Score | RPI | S | Opponent | Score | RPI | S | Opponent | Score |
| 2 | A | Notre Dame | 59 92 | 47 | H | Oklahoma St. | 67 82 | 94 | A | Iowa St. | 69 72 | 108 | H | SMU | 76 67 |
| 5 | A | Baylor | 54 77 | 50 | H | West Virginia | 61 83 | 94 | H | Iowa St. | 80 75 | 136 | H | Kansas | 83 68 |
| 12 | A | Texas | 54 83 | | | | | | | | | 209 | H | Texas Southern | 77 48 |
| 12 | H | Texas | 69 77 | | | | | | | | | 224 | H | Butler | 73 47 |
| 16 | A | Kansas St. | 63 74 | | | | | | | | | 266 | H | Grambling | 83 47 |
| 19 | H | Texas A&M | 67 75 | | | | | | | | | 271 | H | McNeese | 74 70 |
| 22 | A | Oklahoma | 72 87 | | | | | | | | | 299 | H | Alcorn | 95 39 |
| 25 | A | LSU | 61 67 | | | | | | | | | 336 | H | Incarnate Word | 88 40 |
| | | | | | | | | | | | | 346 | H | Sam Houston St. | 81 37 |
| LAST 12 Division I GAMES: | | | | | | | | | | | | | | | |
| 94 | A | Iowa St. | 69 72 | 12 | A | Texas | 54 83 | | | | | | | | |
| 12 | H | Texas | 69 77 | 47 | H | Oklahoma St. | 67 82 | | | | | | | | |
| 136 | H | Kansas | 83 68 | 22 | A | Oklahoma | 72 87 | | | | | | | | |
| 16 | A | Kansas St. | 63 74 | 50 | H | West Virginia | 61 83 | | | | | | | | |
| 94 | H | Iowa St. | 80 75 | 299 | H | Alcorn | 95 39 | | | | | | | | |
| 5 | A | Baylor | 54 77 | 209 | H | Texas Southern | 77 48 | | | | | | | | |

Non-Div I Games:

TCU

■ Loss,
■ Non-Conf, S Site,
■ Home
■ Away
N Neutral

| | | | | | | | | | | |
|-------------------|----------|-----------|----------------|------------|-------------|---------------|------|------|-------|-----------|
| Average RPI Win: | 146 | WON-LOST | WINNING | LAST 10 | STRENGTH OF | OPP. STRENGTH | TEAM | ADJ. | CONF. | ADJ CONF. |
| Average RPI Loss: | 49 | RECORD | PCT. RANK | GAMES | SCHEDULE | OF SCHEDULE | RPI | RPI | RPI | RPI |
| DIV. I ONLY | 16- 5 | 34 | 8- 2 | 56 | 51 | 33 | 33 | 5 | 5 | |
| DIV. I NON-CONF. | 10- 3 | 54 | 4- 0 | 76 | 68 | 28 | 28 | 5 | 5 | |
| TOTALS | RPI 1-25 | RPI 26-50 | W-L RECORDS | RPI 51-100 | RPI 101-150 | RPI 150+ | | | | |
| 16- 5 | 1- 3 | 2- 0 | OVERALL | 1- 1 | 4- 1 | 8- 0 | | | | |
| 8- 2 | 1- 2 | 2- 0 | HOME | 0- 0 | 1- 0 | 4- 0 | | | | |
| 8- 2 | 0- 1 | 0- 0 | AWAY | 1- 0 | 3- 1 | 4- 0 | | | | |
| 0- 1 | 0- 0 | 0- 0 | NEUTRAL | 0- 1 | 0- 0 | 0- 0 | | | | |
| 10- 3 | 1- 1 | 1- 0 | NON-CONFERENCE | 1- 1 | 2- 1 | 5- 0 | | | | |
| 5- 0 | 1- 0 | 1- 0 | HOME | 0- 0 | 0- 0 | 3- 0 | | | | |
| 5- 2 | 0- 1 | 0- 0 | AWAY | 1- 0 | 2- 1 | 2- 0 | | | | |
| 0- 1 | 0- 0 | 0- 0 | NEUTRAL | 0- 1 | 0- 0 | 0- 0 | | | | |
| 6- 2 | 0- 2 | 1- 0 | CONFERENCE | 0- 0 | 2- 0 | 3- 0 | | | | |
| 3- 2 | 0- 2 | 1- 0 | HOME | 0- 0 | 1- 0 | 1- 0 | | | | |
| 3- 0 | 0- 0 | 0- 0 | AWAY | 0- 0 | 1- 0 | 2- 0 | | | | |
| 0- 0 | 0- 0 | 0- 0 | NEUTRAL | 0- 0 | 0- 0 | 0- 0 | | | | |

| RPI | S | Opponent | Score | RPI | S | Opponent | Score | Team's RPI: 33 | RPI | S | Opponent | Score | RPI | S | Opponent | Score |
|---------------------------|---|------------|-------|-----|---|---------------|-------|----------------|-----|---|-----------|-------|-----|---|----------------|-------|
| 1 | H | UConn | 69 97 | 35 | H | Tulane | 86 71 | | 63 | A | Villanova | 83 48 | 106 | H | East Carolina | 78 47 |
| 17 | H | DePaul | 84 74 | 46 | H | Quinnipiac | 71 68 | | 64 | N | Florida | 76 83 | 134 | A | Saint Joseph's | 86 70 |
| 20 | A | Harvard | 62 73 | | | | | | | | | | 137 | A | Tulsa | 58 49 |
| 23 | H | South Fla. | 51 55 | | | | | | | | | | 139 | A | Hampton | 65 71 |
| | | | | | | | | | | | | | 150 | A | Penn | 63 53 |
| | | | | | | | | | | | | | 158 | H | La Salle | 86 70 |
| | | | | | | | | | | | | | 175 | A | Houston | 69 57 |
| | | | | | | | | | | | | | 182 | A | Rutgers | 48 37 |
| | | | | | | | | | | | | | 183 | A | Memphis | 73 67 |
| | | | | | | | | | | | | | 183 | H | Memphis | 66 51 |
| | | | | | | | | | | | | | 186 | H | Fairfield | 73 59 |
| | | | | | | | | | | | | | 280 | H | Vermont | 53 39 |
| | | | | | | | | | | | | | 301 | A | Kennesaw St. | 79 38 |
| LAST 12 Division I GAMES: | | | | | | | | | | | | | | | | |
| 1 | H | UConn | 69 97 | 106 | H | East Carolina | 78 47 | | | | | | | | | |
| 23 | H | South Fla. | 51 55 | 35 | H | Tulane | 86 71 | | | | | | | | | |
| 150 | A | Penn | 63 53 | 301 | A | Kennesaw St. | 79 38 | | | | | | | | | |
| 183 | H | Memphis | 66 51 | 183 | A | Memphis | 73 67 | | | | | | | | | |
| 175 | A | Houston | 69 57 | 186 | H | Fairfield | 73 59 | | | | | | | | | |
| 137 | A | Tulsa | 58 49 | 182 | A | Rutgers | 48 37 | | | | | | | | | |

Non-Div I Games:

Temple

Tennessee

Through Games Of Feb. 1, 2017

| | | | | | | | | | | |
|-------------------|----------|-----------|----------------|------------|-------------|---------------|------|------|-------|-----------|
| Average RPI Win: | 99 | WON-LOST | WINNING | LAST 10 | STRENGTH OF | OPP. STRENGTH | TEAM | ADJ. | CONF. | ADJ CONF. |
| Average RPI Loss: | 40 | RECORD | PCT. RANK | GAMES | SCHEDULE | OF SCHEDULE | RPI | RPI | RPI | RPI |
| DIV. I ONLY | 14- 7 | 91 | 7- 3 | 2 | 14 | 14 | 14 | 2 | 2 | |
| DIV. I NON-CONF. | 9- 4 | 85 | 4- 0 | 2 | 37 | 6 | 6 | 2 | 2 | |
| TOTALS | RPI 1-25 | RPI 26-50 | W-L RECORDS | RPI 51-100 | RPI 101-150 | RPI 150+ | | | | |
| 14- 7 | 4- 4 | 1- 1 | OVERALL | 1- 1 | 4- 1 | 4- 0 | | | | |
| 9- 2 | 3- 2 | 0- 0 | HOME | 0- 0 | 3- 0 | 3- 0 | | | | |
| 5- 5 | 1- 2 | 1- 1 | AWAY | 1- 1 | 1- 1 | 1- 0 | | | | |
| 0- 0 | 0- 0 | 0- 0 | NEUTRAL | 0- 0 | 0- 0 | 0- 0 | | | | |
| 9- 4 | 2- 2 | 1- 1 | NON-CONFERENCE | 0- 1 | 2- 0 | 4- 0 | | | | |
| 7- 1 | 2- 1 | 0- 0 | HOME | 0- 0 | 2- 0 | 3- 0 | | | | |
| 2- 3 | 0- 1 | 1- 1 | AWAY | 0- 1 | 0- 0 | 1- 0 | | | | |
| 0- 0 | 0- 0 | 0- 0 | NEUTRAL | 0- 0 | 0- 0 | 0- 0 | | | | |
| 5- 3 | 2- 2 | 0- 0 | CONFERENCE | 1- 0 | 2- 1 | 0- 0 | | | | |
| 2- 1 | 1- 1 | 0- 0 | HOME | 0- 0 | 1- 0 | 0- 0 | | | | |
| 3- 2 | 1- 1 | 0- 0 | AWAY | 1- 0 | 1- 1 | 0- 0 | | | | |
| 0- 0 | 0- 0 | 0- 0 | NEUTRAL | 0- 0 | 0- 0 | 0- 0 | | | | |

| RPI | S | Opponent | Score | RPI | S | Opponent | Score | RPI | S | Opponent | Score | RPI | S | Opponent | Score |
|---------------------------|---|-----------------|-------|-----|---|-----------------|--------|-----|---|----------|-------|-----|---|-----------------|--------|
| 2 | H | Notre Dame | 71 69 | 41 | A | Virginia Tech | 63 67 | 64 | A | Florida | 84 75 | 103 | A | Ole Miss | 62 67 |
| 3 | A | South Carolina | 76 74 | 44 | A | James Madison | 81 69 | 95 | A | Penn St. | 56 70 | 104 | H | Navy | 85 55 |
| 4 | H | Mississippi St. | 64 74 | | | | | | | | | 105 | H | Troy | 110 84 |
| 5 | H | Baylor | 66 88 | | | | | | | | | 107 | A | Vanderbilt | 70 57 |
| 8 | H | Stanford | 59 51 | | | | | | | | | 107 | H | Vanderbilt | 91 63 |
| 12 | A | Texas | 67 72 | | | | | | | | | 178 | A | ETSU | 83 58 |
| 15 | H | Kentucky | 72 65 | | | | | | | | | 190 | H | Appalachian St. | 92 66 |
| 21 | A | Auburn | 61 79 | | | | | | | | | 219 | H | UNCW | 90 54 |
| | | | | | | | | | | | | 238 | H | Tennessee St. | 86 36 |
| LAST 12 Division I GAMES: | | | | | | | | | | | | | | | |
| 3 | A | South Carolina | 76 74 | 4 | H | Mississippi St. | 64 74 | | | | | | | | |
| 64 | A | Florida | 84 75 | 107 | A | Vanderbilt | 70 57 | | | | | | | | |
| 107 | H | Vanderbilt | 91 63 | 15 | H | Kentucky | 72 65 | | | | | | | | |
| 21 | A | Auburn | 61 79 | 219 | H | UNCW | 90 54 | | | | | | | | |
| 2 | H | Notre Dame | 71 69 | 105 | H | Troy | 110 84 | | | | | | | | |
| 103 | A | Ole Miss | 62 67 | 8 | H | Stanford | 59 51 | | | | | | | | |

Non-Div I Games:

Tennessee

■ Loss,
 ■ Non-Conf, S Site,
 ■ Home
 ■ Away
 N Neutral

| | | | | | | | | | | |
|-------------------|----------|-----------|----------------|------------|-------------|---------------|------|------|-------|-----------|
| Average RPI Win: | 259 | WON-LOST | WINNING | LAST 10 | STRENGTH OF | OPP. STRENGTH | TEAM | ADJ. | CONF. | ADJ CONF. |
| Average RPI Loss: | 175 | RECORD | PCT. RANK | GAMES | SCHEDULE | OF SCHEDULE | RPI | RPI | RPI | RPI |
| DIV. I ONLY | 8- 11 | 220 | 4- 6 | 266 | 242 | 238 | 238 | 26 | 26 | |
| DIV. I NON-CONF. | 4- 5 | 198 | 2- 0 | 241 | 82 | 167 | 167 | 27 | 27 | |
| TOTALS | RPI 1-25 | RPI 26-50 | W-L RECORDS | RPI 51-100 | RPI 101-150 | RPI 150+ | | | | |
| 8- 11 | 0- 1 | 0- 1 | OVERALL | 0- 2 | 0- 0 | 8- 7 | | | | |
| 5- 2 | 0- 0 | 0- 0 | HOME | 0- 1 | 0- 0 | 5- 1 | | | | |
| 2- 8 | 0- 1 | 0- 1 | AWAY | 0- 1 | 0- 0 | 2- 5 | | | | |
| 1- 1 | 0- 0 | 0- 0 | NEUTRAL | 0- 0 | 0- 0 | 1- 1 | | | | |
| 4- 5 | 0- 1 | 0- 1 | NON-CONFERENCE | 0- 1 | 0- 0 | 4- 2 | | | | |
| 1- 0 | 0- 0 | 0- 0 | HOME | 0- 0 | 0- 0 | 1- 0 | | | | |
| 2- 4 | 0- 1 | 0- 1 | AWAY | 0- 1 | 0- 0 | 2- 1 | | | | |
| 1- 1 | 0- 0 | 0- 0 | NEUTRAL | 0- 0 | 0- 0 | 1- 1 | | | | |
| 4- 6 | 0- 0 | 0- 0 | CONFERENCE | 0- 1 | 0- 0 | 4- 5 | | | | |
| 4- 2 | 0- 0 | 0- 0 | HOME | 0- 1 | 0- 0 | 4- 1 | | | | |
| 0- 4 | 0- 0 | 0- 0 | AWAY | 0- 0 | 0- 0 | 0- 4 | | | | |
| 0- 0 | 0- 0 | 0- 0 | NEUTRAL | 0- 0 | 0- 0 | 0- 0 | | | | |

| RPI 1-25 | | | | RPI 26-50 | | | | RPI 51-100 | | | | RPI 101+ Team's RPI: 238 | | | |
|---------------------------|---|------------------|-------|-----------|---|-------------------|-------|------------|---|----------|-------|--------------------------|---|-------------------|-------|
| RPI | S | Opponent | Score | RPI | S | Opponent | Score | RPI | S | Opponent | Score | RPI | S | Opponent | Score |
| 14 | A | Tennessee | 36 86 | 47 | A | Oklahoma St. | 48 86 | 79 | A | UNLV | 48 69 | 162 | A | Stetson | 56 50 |
| | | | | | | | | 81 | H | Belmont | 60 70 | 172 | A | Xavier | 54 63 |
| | | | | | | | | | | | | 200 | H | Morehead St. | 69 66 |
| | | | | | | | | | | | | 203 | N | Wisconsin | 70 80 |
| | | | | | | | | | | | | 211 | A | SIUE | 52 73 |
| | | | | | | | | | | | | 252 | A | Murray St. | 72 80 |
| | | | | | | | | | | | | 256 | N | Bethune-Cookman | 69 60 |
| | | | | | | | | | | | | 262 | A | Tennessee Tech | 59 64 |
| | | | | | | | | | | | | 268 | H | Jacksonville St. | 64 51 |
| | | | | | | | | | | | | 270 | H | UT Martin | 85 80 |
| | | | | | | | | | | | | 285 | A | Lipscomb | 77 71 |
| | | | | | | | | | | | | 286 | H | Southeast Mo. St. | 67 75 |
| | | | | | | | | | | | | 309 | H | Eastern Ill. | 69 58 |
| | | | | | | | | | | | | 313 | A | Eastern Ky. | 62 66 |
| | | | | | | | | | | | | 324 | H | Arkansas St. | 76 66 |
| LAST 12 Division I GAMES: | | | | | | | | | | | | | | | |
| 309 | H | Eastern Ill. | 69 58 | 200 | H | Morehead St. | 69 66 | | | | | | | | |
| 81 | H | Belmont | 60 70 | 270 | H | UT Martin | 85 80 | | | | | | | | |
| 211 | A | SIUE | 52 73 | 286 | H | Southeast Mo. St. | 67 75 | | | | | | | | |
| 268 | H | Jacksonville St. | 64 51 | 252 | A | Murray St. | 72 80 | | | | | | | | |
| 262 | A | Tennessee Tech | 59 64 | 162 | A | Stetson | 56 50 | | | | | | | | |
| 313 | A | Eastern Ky. | 62 66 | 256 | N | Bethune-Cookman | 69 60 | | | | | | | | |

Non-Div I Games: Fisk 97 41

Tennessee St.

■ Loss,
 ■ Non-Conf,
 ■ S Site,
 ■ H Home
 ■ A Away
 N Neutral

| | | | | | | | | | | |
|-------------------|----------|-----------|----------------|------------|-------------|---------------|------|------|-------|-----------|
| Average RPI Win: | 278 | WON-LOST | WINNING | LAST 10 | STRENGTH OF | OPP. STRENGTH | TEAM | ADJ. | CONF. | ADJ CONF. |
| Average RPI Loss: | 168 | RECORD | PCT. RANK | GAMES | SCHEDULE | OF SCHEDULE | RPI | RPI | RPI | RPI |
| DIV. I ONLY | 8- 14 | 246 | 6- 4 | 210 | 298 | 262 | 262 | 26 | 26 | |
| DIV. I NON-CONF. | 2- 10 | 305 | 0- 2 | 216 | 257 | 310 | 310 | 27 | 27 | |
| TOTALS | RPI 1-25 | RPI 26-50 | W-L RECORDS | RPI 51-100 | RPI 101-150 | RPI 150+ | | | | |
| 8- 14 | 0- 0 | 0- 0 | OVERALL | 0- 3 | 0- 3 | 8- 8 | | | | |
| 6- 5 | 0- 0 | 0- 0 | HOME | 0- 1 | 0- 1 | 6- 3 | | | | |
| 2- 9 | 0- 0 | 0- 0 | AWAY | 0- 2 | 0- 2 | 2- 5 | | | | |
| 0- 0 | 0- 0 | 0- 0 | NEUTRAL | 0- 0 | 0- 0 | 0- 0 | | | | |
| 2- 10 | 0- 0 | 0- 0 | NON-CONFERENCE | 0- 2 | 0- 3 | 2- 5 | | | | |
| 1- 4 | 0- 0 | 0- 0 | HOME | 0- 1 | 0- 1 | 1- 2 | | | | |
| 1- 6 | 0- 0 | 0- 0 | AWAY | 0- 1 | 0- 2 | 1- 3 | | | | |
| 0- 0 | 0- 0 | 0- 0 | NEUTRAL | 0- 0 | 0- 0 | 0- 0 | | | | |
| 6- 4 | 0- 0 | 0- 0 | CONFERENCE | 0- 1 | 0- 0 | 6- 3 | | | | |
| 5- 1 | 0- 0 | 0- 0 | HOME | 0- 0 | 0- 0 | 5- 1 | | | | |
| 1- 3 | 0- 0 | 0- 0 | AWAY | 0- 1 | 0- 0 | 1- 2 | | | | |
| 0- 0 | 0- 0 | 0- 0 | NEUTRAL | 0- 0 | 0- 0 | 0- 0 | | | | |

| RPI S | Opponent | Score | RPI S | Opponent | Score | RPI S | Opponent | Score | RPI S | Opponent | Score | Team's RPI: 262 |
|---------------------------|----------|------------------|-------|----------|-------|-------|-------------------|-------|-------|---------------------|-------|-----------------|
| | | | | | | 67 | A IUPUI | 63 77 | 107 | A Vanderbilt | 57 89 | |
| | | | | | | 81 | A Belmont | 75 89 | 121 | A Radford | 46 79 | |
| | | | | | | 88 | H Middle Tenn. | 62 73 | 138 | H Wright St. | 54 65 | |
| | | | | | | | | | 156 | A Cincinnati | 38 60 | |
| | | | | | | | | | 178 | H ETSU | 76 82 | |
| | | | | | | | | | 200 | A Morehead St. | 65 79 | |
| | | | | | | | | | 208 | A UNC Asheville | 65 77 | |
| | | | | | | | | | 211 | A SIUE | 49 60 | |
| | | | | | | | | | 238 | H Tennessee St. | 64 59 | |
| | | | | | | | | | 252 | H Murray St. | 72 54 | |
| | | | | | | | | | 253 | H UNCG | 59 65 | |
| | | | | | | | | | 258 | H Austin Peay | 84 87 | |
| | | | | | | | | | 268 | H Jacksonville St. | 56 54 | |
| | | | | | | | | | 270 | H UT Martin | 81 71 | |
| | | | | | | | | | 272 | H Northern Ky. | 55 40 | |
| | | | | | | | | | 285 | A Lipscomb | 69 71 | |
| | | | | | | | | | 286 | A Southeast Mo. St. | 74 63 | |
| | | | | | | | | | 313 | H Eastern Ky. | 53 51 | |
| | | | | | | | | | 326 | A Winthrop | 73 50 | |
| LAST 12 Division I GAMES: | | | | | | | | | | | | |
| 270 | H | UT Martin | 81 | 71 | 252 | H | Murray St. | 72 | 54 | | | |
| 313 | H | Eastern Ky. | 53 | 51 | 258 | H | Austin Peay | 84 | 87 | | | |
| 200 | A | Morehead St. | 65 | 79 | 211 | A | SIUE | 49 | 60 | | | |
| 81 | A | Belmont | 75 | 89 | 286 | A | Southeast Mo. St. | 74 | 63 | | | |
| 238 | H | Tennessee St. | 64 | 59 | 285 | A | Lipscomb | 69 | 71 | | | |
| 268 | H | Jacksonville St. | 56 | 54 | 107 | A | Vanderbilt | 57 | 89 | | | |

Non-Div I Games: Tenn. Wesleyan 54 41

Tennessee Tech

| | | | | | | | | | | |
|-------------------|----------|-----------|----------------|------------|-------------|---------------|------|------|-------|-----------|
| Average RPI Win: | 115 | WON-LOST | WINNING | LAST 10 | STRENGTH OF | OPP. STRENGTH | TEAM | ADJ. | CONF. | ADJ CONF. |
| Average RPI Loss: | 67 | RECORD | PCT. RANK | GAMES | SCHEDULE | OF SCHEDULE | RPI | RPI | RPI | RPI |
| DIV. I ONLY | 15- 6 | 58 | 7- 3 | 24 | 35 | 19 | 19 | 2 | 2 | |
| DIV. I NON-CONF. | 10- 3 | 54 | 3- 1 | 41 | 87 | 36 | 36 | 2 | 2 | |
| TOTALS | RPI 1-25 | RPI 26-50 | W-L RECORDS | RPI 51-100 | RPI 101-150 | RPI 150+ | | | | |
| 15- 6 | 2- 1 | 1- 1 | OVERALL | 4- 2 | 5- 2 | 3- 0 | | | | |
| 9- 1 | 1- 0 | 0- 0 | HOME | 2- 1 | 4- 0 | 2- 0 | | | | |
| 4- 4 | 1- 1 | 0- 1 | AWAY | 2- 0 | 1- 2 | 0- 0 | | | | |
| 2- 1 | 0- 0 | 1- 0 | NEUTRAL | 0- 1 | 0- 0 | 1- 0 | | | | |
| 10- 3 | 0- 0 | 1- 0 | NON-CONFERENCE | 3- 2 | 3- 1 | 3- 0 | | | | |
| 6- 1 | 0- 0 | 0- 0 | HOME | 2- 1 | 2- 0 | 2- 0 | | | | |
| 2- 1 | 0- 0 | 0- 0 | AWAY | 1- 0 | 1- 1 | 0- 0 | | | | |
| 2- 1 | 0- 0 | 1- 0 | NEUTRAL | 0- 1 | 0- 0 | 1- 0 | | | | |
| 5- 3 | 2- 1 | 0- 1 | CONFERENCE | 1- 0 | 2- 1 | 0- 0 | | | | |
| 3- 0 | 1- 0 | 0- 0 | HOME | 0- 0 | 2- 0 | 0- 0 | | | | |
| 2- 3 | 1- 1 | 0- 1 | AWAY | 1- 0 | 0- 1 | 0- 0 | | | | |
| 0- 0 | 0- 0 | 0- 0 | NEUTRAL | 0- 0 | 0- 0 | 0- 0 | | | | |

| RPI 1-25 | | | | Team's RPI: 19 | RPI 26-50 | | | | RPI 51-100 | | | | RPI 101+ | | | | | | |
|---------------------------|---|-----------------|-------|----------------|-----------|---|--------------|-------|------------|-----|---|---------------------|----------|----|-----|---|--------------------|-------|----|
| RPI | S | Opponent | Score | | RPI | S | Opponent | Score | | RPI | S | Opponent | Score | | RPI | S | Opponent | Score | |
| 4 | A | Mississippi St. | 61 | 71 | 31 | A | Missouri | 76 | 78 | 55 | A | Little Rock | 55 | 37 | 107 | H | Vanderbilt | 77 | 72 |
| 15 | A | Kentucky | 77 | 68 | 36 | N | Syracuse | 105 | 84 | 61 | H | Texas Tech | 98 | 90 | 108 | A | SMU | 53 | 54 |
| 25 | H | LSU | 54 | 52 | | | | | | 64 | A | Florida | 67 | 59 | 109 | H | Arkansas | 90 | 65 |
| | | | | | | | | | | 71 | H | Southern California | 62 | 66 | 113 | H | Central Ark. | 74 | 49 |
| | | | | | | | | | | 74 | N | Dayton | 57 | 74 | 115 | H | Abilene Christian | 71 | 45 |
| | | | | | | | | | | 90 | H | SFA | 63 | 48 | 116 | A | Georgia | 59 | 69 |
| | | | | | | | | | | | | | | | 140 | A | TCU | 75 | 67 |
| | | | | | | | | | | | | | | | 222 | N | Southern U. | 81 | 58 |
| | | | | | | | | | | | | | | | 287 | H | Prairie View | 90 | 62 |
| | | | | | | | | | | | | | | | 288 | H | A&M-Corpus Christi | 84 | 55 |
| LAST 12 Division I GAMES: | | | | | | | | | | | | | | | | | | | |
| 4 | A | Mississippi St. | 61 | 71 | 116 | A | Georgia | 59 | 69 | | | | | | | | | | |
| 25 | H | LSU | 54 | 52 | 107 | H | Vanderbilt | 77 | 72 | | | | | | | | | | |
| 31 | A | Missouri | 76 | 78 | 287 | H | Prairie View | 90 | 62 | | | | | | | | | | |
| 64 | A | Florida | 67 | 59 | 36 | N | Syracuse | 105 | 84 | | | | | | | | | | |
| 109 | H | Arkansas | 90 | 65 | 74 | N | Dayton | 57 | 74 | | | | | | | | | | |
| 15 | A | Kentucky | 77 | 68 | 222 | N | Southern U. | 81 | 58 | | | | | | | | | | |

Non-Div I Games:

Texas A&M

Texas Southern

Through Games Of Feb. 1, 2017

| | | | | | | | | | | |
|-------------------|----------|-----------|----------------|------------|-------------|---------------|------|------|-------|-----------|
| Average RPI Win: | 274 | WON-LOST | WINNING | LAST 10 | STRENGTH OF | OPP. STRENGTH | TEAM | ADJ. | CONF. | ADJ CONF. |
| Average RPI Loss: | 210 | RECORD | PCT. RANK | GAMES | SCHEDULE | OF SCHEDULE | RPI | RPI | RPI | RPI |
| DIV. I ONLY | 12- 7 | 110 | 8- 2 | 346 | 297 | 209 | 209 | 30 | 30 | |
| DIV. I NON-CONF. | 5- 5 | 165 | 1- 2 | 331 | 201 | 207 | 207 | 30 | 30 | |
| TOTALS | RPI 1-25 | RPI 26-50 | W-L RECORDS | RPI 51-100 | RPI 101-150 | RPI 150+ | | | | |
| 12- 7 | 0- 0 | 0- 0 | OVERALL | 0- 0 | 0- 2 | 12- 5 | | | | |
| 4- 1 | 0- 0 | 0- 0 | HOME | 0- 0 | 0- 0 | 4- 1 | | | | |
| 7- 6 | 0- 0 | 0- 0 | AWAY | 0- 0 | 0- 2 | 7- 4 | | | | |
| 1- 0 | 0- 0 | 0- 0 | NEUTRAL | 0- 0 | 0- 0 | 1- 0 | | | | |
| 5- 5 | 0- 0 | 0- 0 | NON-CONFERENCE | 0- 0 | 0- 2 | 5- 3 | | | | |
| 0- 1 | 0- 0 | 0- 0 | HOME | 0- 0 | 0- 0 | 0- 1 | | | | |
| 4- 4 | 0- 0 | 0- 0 | AWAY | 0- 0 | 0- 2 | 4- 2 | | | | |
| 1- 0 | 0- 0 | 0- 0 | NEUTRAL | 0- 0 | 0- 0 | 1- 0 | | | | |
| 7- 2 | 0- 0 | 0- 0 | CONFERENCE | 0- 0 | 0- 0 | 7- 2 | | | | |
| 4- 0 | 0- 0 | 0- 0 | HOME | 0- 0 | 0- 0 | 4- 0 | | | | |
| 3- 2 | 0- 0 | 0- 0 | AWAY | 0- 0 | 0- 0 | 3- 2 | | | | |
| 0- 0 | 0- 0 | 0- 0 | NEUTRAL | 0- 0 | 0- 0 | 0- 0 | | | | |

| RPI 1-25 | | | RPI 26-50 | | | RPI 51-100 | | | RPI 101+ | | | Team's RPI: 209 |
|---------------------------|---|------------------|-----------|-----|-----|------------|--------------|-----|----------|--------------------|-------|-----------------|
| RPI | S | Opponent | Score | RPI | S | Opponent | Score | RPI | S | Opponent | Score | |
| | | | | | | | | 108 | A | SMU | 36 | 61 |
| | | | | | | | | 140 | A | TCU | 48 | 77 |
| | | | | | | | | 153 | H | Rice | 49 | 52 |
| | | | | | | | | 184 | A | New Orleans | 57 | 63 |
| | | | | | | | | 197 | H | Alabama St. | 52 | 48 |
| | | | | | | | | 205 | A | Texas St. | 66 | 53 |
| | | | | | | | | 222 | A | Southern U. | 77 | 71 |
| | | | | | | | | 242 | N | Presbyterian | 74 | 62 |
| | | | | | | | | 260 | A | FIU | 70 | 62 |
| | | | | | | | | 266 | H | Grambling | 69 | 61 |
| | | | | | | | | 281 | A | Mississippi Val. | 74 | 75 |
| | | | | | | | | 282 | A | UTEP | 89 | 68 |
| | | | | | | | | 287 | A | Prairie View | 70 | 62 |
| | | | | | | | | 288 | A | A&M-Corpus Christi | 61 | 64 |
| | | | | | | | | 299 | A | Alcorn | 57 | 53 |
| | | | | | | | | 316 | A | Ark.-Pine Bluff | 45 | 49 |
| | | | | | | | | 334 | A | Houston Baptist | 50 | 34 |
| | | | | | | | | 347 | H | Jackson St. | 62 | 52 |
| | | | | | | | | 349 | H | Alabama A&M | 60 | 51 |
| LAST 12 Division I GAMES: | | | | | | | | | | | | |
| 349 | H | Alabama A&M | 60 | 51 | 287 | A | Prairie View | 70 | 62 | | | |
| 197 | H | Alabama St. | 52 | 48 | 222 | A | Southern U. | 77 | 71 | | | |
| 281 | A | Mississippi Val. | 74 | 75 | 299 | A | Alcorn | 57 | 53 | | | |
| 316 | A | Ark.-Pine Bluff | 45 | 49 | 260 | A | FIU | 70 | 62 | | | |
| 347 | H | Jackson St. | 62 | 52 | 108 | A | SMU | 36 | 61 | | | |
| 266 | H | Grambling | 69 | 61 | 140 | A | TCU | 48 | 77 | | | |

Non-Div I Games: P.R.-Bayamon 64 58

Texas Southern

■ Loss,
 ■ Non-Conf, S Site,
 ■ Home
 ■ Away
 N Neutral

| | | | | | | | | | | |
|-------------------|----------|-----------|----------------|------------|-------------|---------------|------|------|-------|-----------|
| Average RPI Win: | 257 | WON-LOST | WINNING | LAST 10 | STRENGTH OF | OPP. STRENGTH | TEAM | ADJ. | CONF. | ADJ CONF. |
| Average RPI Loss: | 148 | RECORD | PCT. RANK | GAMES | SCHEDULE | OF SCHEDULE | RPI | RPI | RPI | RPI |
| DIV. I ONLY | 10- 9 | 151 | 6- 4 | 275 | 236 | 205 | 205 | 21 | 21 | |
| DIV. I NON-CONF. | 5- 5 | 165 | 2- 1 | 306 | 234 | 212 | 212 | 18 | 18 | |
| TOTALS | RPI 1-25 | RPI 26-50 | W-L RECORDS | RPI 51-100 | RPI 101-150 | RPI 150+ | | | | |
| 10- 9 | 0- 1 | 0- 1 | OVERALL | 0- 0 | 0- 3 | 10- 4 | | | | |
| 6- 3 | 0- 0 | 0- 1 | HOME | 0- 0 | 0- 0 | 6- 2 | | | | |
| 4- 6 | 0- 1 | 0- 0 | AWAY | 0- 0 | 0- 3 | 4- 2 | | | | |
| 0- 0 | 0- 0 | 0- 0 | NEUTRAL | 0- 0 | 0- 0 | 0- 0 | | | | |
| 5- 5 | 0- 1 | 0- 0 | NON-CONFERENCE | 0- 0 | 0- 2 | 5- 2 | | | | |
| 3- 1 | 0- 0 | 0- 0 | HOME | 0- 0 | 0- 0 | 3- 1 | | | | |
| 2- 4 | 0- 1 | 0- 0 | AWAY | 0- 0 | 0- 2 | 2- 1 | | | | |
| 0- 0 | 0- 0 | 0- 0 | NEUTRAL | 0- 0 | 0- 0 | 0- 0 | | | | |
| 5- 4 | 0- 0 | 0- 1 | CONFERENCE | 0- 0 | 0- 1 | 5- 2 | | | | |
| 3- 2 | 0- 0 | 0- 1 | HOME | 0- 0 | 0- 0 | 3- 1 | | | | |
| 2- 2 | 0- 0 | 0- 0 | AWAY | 0- 0 | 0- 1 | 2- 1 | | | | |
| 0- 0 | 0- 0 | 0- 0 | NEUTRAL | 0- 0 | 0- 0 | 0- 0 | | | | |

| RPI 1-25 | | | | RPI 26-50 | | | | RPI 51-100 | | | | RPI 101+ Team's RPI: 205 | | | |
|---------------------------|---|-----------------|-------|-----------|---|-----------------|-------|------------|---|----------|-------|--------------------------|---|--------------------|-------|
| RPI | S | Opponent | Score | RPI | S | Opponent | Score | RPI | S | Opponent | Score | RPI | S | Opponent | Score |
| 5 | A | Baylor | 24 90 | 45 | H | UT Arlington | 39 61 | | | | | 105 | A | Troy | 54 65 |
| | | | | | | | | | | | | 108 | A | SMU | 56 64 |
| | | | | | | | | | | | | 148 | A | UTSA | 47 72 |
| | | | | | | | | | | | | 175 | A | Houston | 61 56 |
| | | | | | | | | | | | | 190 | A | Appalachian St. | 53 37 |
| | | | | | | | | | | | | 190 | H | Appalachian St. | 64 66 |
| | | | | | | | | | | | | 195 | H | Louisiana | 62 40 |
| | | | | | | | | | | | | 209 | H | Texas Southern | 53 66 |
| | | | | | | | | | | | | 220 | A | North Texas | 59 58 |
| | | | | | | | | | | | | 235 | A | Coastal Caro. | 48 64 |
| | | | | | | | | | | | | 235 | H | Coastal Caro. | 83 62 |
| | | | | | | | | | | | | 254 | A | South Ala. | 57 44 |
| | | | | | | | | | | | | 287 | A | Prairie View | 60 64 |
| | | | | | | | | | | | | 288 | H | A&M-Corpus Christi | 57 50 |
| | | | | | | | | | | | | 329 | H | La.-Monroe | 63 50 |
| | | | | | | | | | | | | 336 | H | Incarnate Word | 67 50 |
| | | | | | | | | | | | | 346 | H | Sam Houston St. | 69 46 |
| LAST 12 Division I GAMES: | | | | | | | | | | | | | | | |
| 235 | A | Coastal Caro. | 48 64 | 45 | H | UT Arlington | 39 61 | | | | | | | | |
| 190 | A | Appalachian St. | 53 37 | 190 | H | Appalachian St. | 64 66 | | | | | | | | |
| 195 | H | Louisiana | 62 40 | 235 | H | Coastal Caro. | 83 62 | | | | | | | | |
| 329 | H | La.-Monroe | 63 50 | 220 | A | North Texas | 59 58 | | | | | | | | |
| 254 | A | South Ala. | 57 44 | 346 | H | Sam Houston St. | 69 46 | | | | | | | | |
| 105 | A | Troy | 54 65 | 287 | A | Prairie View | 60 64 | | | | | | | | |

Non-Div I Games: St. Edward's 51 65

Texas St.

| | | | | | | | | | | |
|-------------------|----------|-----------|----------------|------------|-------------|---------------|------|------|-------|-----------|
| Average RPI Win: | 139 | WON-LOST | WINNING | LAST 10 | STRENGTH OF | OPP. STRENGTH | TEAM | ADJ. | CONF. | ADJ CONF. |
| Average RPI Loss: | 42 | RECORD | PCT. RANK | GAMES | SCHEDULE | OF SCHEDULE | RPI | RPI | RPI | RPI |
| DIV. I ONLY | 11- 10 | 156 | 3- 7 | 13 | 21 | 61 | 61 | 4 | 4 | |
| DIV. I NON-CONF. | 8- 3 | 67 | 2- 0 | 34 | 120 | 29 | 29 | 3 | 3 | |
| TOTALS | RPI 1-25 | RPI 26-50 | W-L RECORDS | RPI 51-100 | RPI 101-150 | RPI 150+ | | | | |
| 11- 10 | 0- 7 | 3- 1 | OVERALL | 1- 0 | 4- 2 | 3- 0 | | | | |
| 10- 2 | 0- 2 | 3- 0 | HOME | 1- 0 | 3- 0 | 3- 0 | | | | |
| 0- 8 | 0- 5 | 0- 1 | AWAY | 0- 0 | 0- 2 | 0- 0 | | | | |
| 1- 0 | 0- 0 | 0- 0 | NEUTRAL | 0- 0 | 1- 0 | 0- 0 | | | | |
| 8- 3 | 0- 2 | 1- 0 | NON-CONFERENCE | 0- 0 | 4- 1 | 3- 0 | | | | |
| 7- 0 | 0- 0 | 1- 0 | HOME | 0- 0 | 3- 0 | 3- 0 | | | | |
| 0- 3 | 0- 2 | 0- 0 | AWAY | 0- 0 | 0- 1 | 0- 0 | | | | |
| 1- 0 | 0- 0 | 0- 0 | NEUTRAL | 0- 0 | 1- 0 | 0- 0 | | | | |
| 3- 7 | 0- 5 | 2- 1 | CONFERENCE | 1- 0 | 0- 1 | 0- 0 | | | | |
| 3- 2 | 0- 2 | 2- 0 | HOME | 1- 0 | 0- 0 | 0- 0 | | | | |
| 0- 5 | 0- 3 | 0- 1 | AWAY | 0- 0 | 0- 1 | 0- 0 | | | | |
| 0- 0 | 0- 0 | 0- 0 | NEUTRAL | 0- 0 | 0- 0 | 0- 0 | | | | |

| RPI 1-25 | | | | RPI 26-50 | | | | RPI 51-100 | | | | RPI 101+ | | | |
|---------------------------|---|---------------|-------|-----------|---|---------------|-------|------------|---|----------|-------|----------|---|--------------|-------|
| RPI | S | Opponent | Score | RPI | S | Opponent | Score | RPI | S | Opponent | Score | RPI | S | Opponent | Score |
| 12 | A | Texas | 47 67 | 45 | H | UT Arlington | 79 60 | 94 | H | Iowa St. | 75 66 | 109 | A | Arkansas | 60 66 |
| 12 | H | Texas | 57 77 | 47 | H | Oklahoma St. | 70 65 | | | | | 113 | H | Central Ark. | 79 45 |
| 16 | A | Kansas St. | 54 68 | 50 | A | West Virginia | 79 89 | | | | | 122 | N | Fordham | 59 50 |
| 16 | H | Kansas St. | 53 65 | 50 | H | West Virginia | 75 66 | | | | | 136 | A | Kansas | 60 66 |
| 19 | A | Texas A&M | 90 98 | | | | | | | | | 147 | H | New Mexico | 69 58 |
| 22 | A | Oklahoma | 45 66 | | | | | | | | | 148 | H | North Dakota | 90 80 |
| 24 | A | Miami (FL) | 56 74 | | | | | | | | | 175 | H | Houston | 84 60 |
| | | | | | | | | | | | | 287 | H | Prairie View | 85 43 |
| | | | | | | | | | | | | 299 | H | Alcorn | 90 37 |
| LAST 12 Division I GAMES: | | | | | | | | | | | | | | | |
| 16 | H | Kansas St. | 53 65 | 16 | A | Kansas St. | 54 68 | | | | | | | | |
| 136 | A | Kansas | 60 66 | 94 | H | Iowa St. | 75 66 | | | | | | | | |
| 50 | A | West Virginia | 79 89 | 47 | H | Oklahoma St. | 70 65 | | | | | | | | |
| 12 | H | Texas | 57 77 | 12 | A | Texas | 47 67 | | | | | | | | |
| 22 | A | Oklahoma | 45 66 | 45 | H | UT Arlington | 79 60 | | | | | | | | |
| 50 | H | West Virginia | 75 66 | 299 | H | Alcorn | 90 37 | | | | | | | | |

Non-Div I Games:

Texas Tech

■ Loss,
■ Non-Conf, S Site,
■ Home
■ Away
N Neutral

| | | | | | | | | | | |
|-------------------|----------|-----------|----------------|------------|-------------|---------------|------|------|-------|-----------|
| Average RPI Win: | 197 | WON-LOST | WINNING | LAST 10 | STRENGTH OF | OPP. STRENGTH | TEAM | ADJ. | CONF. | ADJ CONF. |
| Average RPI Loss: | 67 | RECORD | PCT. RANK | GAMES | SCHEDULE | OF SCHEDULE | RPI | RPI | RPI | RPI |
| DIV. I ONLY | 13- 6 | 78 | 6- 4 | 106 | 92 | 92 | 92 | 10 | 10 | |
| DIV. I NON-CONF. | 8- 2 | 49 | 2- 1 | 243 | 57 | 93 | 93 | 11 | 11 | |
| TOTALS | RPI 1-25 | RPI 26-50 | W-L RECORDS | RPI 51-100 | RPI 101-150 | RPI 150+ | | | | |
| 13- 6 | 0- 2 | 0- 0 | OVERALL | 4- 2 | 0- 2 | 9- 0 | | | | |
| 7- 4 | 0- 1 | 0- 0 | HOME | 2- 2 | 0- 1 | 5- 0 | | | | |
| 5- 1 | 0- 0 | 0- 0 | AWAY | 2- 0 | 0- 1 | 3- 0 | | | | |
| 1- 1 | 0- 1 | 0- 0 | NEUTRAL | 0- 0 | 0- 0 | 1- 0 | | | | |
| 8- 2 | 0- 2 | 0- 0 | NON-CONFERENCE | 1- 0 | 0- 0 | 7- 0 | | | | |
| 4- 1 | 0- 1 | 0- 0 | HOME | 0- 0 | 0- 0 | 4- 0 | | | | |
| 3- 0 | 0- 0 | 0- 0 | AWAY | 1- 0 | 0- 0 | 2- 0 | | | | |
| 1- 1 | 0- 1 | 0- 0 | NEUTRAL | 0- 0 | 0- 0 | 1- 0 | | | | |
| 5- 4 | 0- 0 | 0- 0 | CONFERENCE | 3- 2 | 0- 2 | 2- 0 | | | | |
| 3- 3 | 0- 0 | 0- 0 | HOME | 2- 2 | 0- 1 | 1- 0 | | | | |
| 2- 1 | 0- 0 | 0- 0 | AWAY | 1- 0 | 0- 1 | 1- 0 | | | | |
| 0- 0 | 0- 0 | 0- 0 | NEUTRAL | 0- 0 | 0- 0 | 0- 0 | | | | |

| RPI 1-25 | | | | RPI 26-50 | | | | RPI 51-100 | | | | Team's RPI: 92 | RPI 101+ | | | |
|---------------------------|---|------------|-------|-----------|---|---------------|-------|------------|---|---------------|-------|----------------|----------|-----------------|--------------------|-------|
| RPI | S | Opponent | Score | RPI | S | Opponent | Score | RPI | S | Opponent | Score | | RPI | S | Opponent | Score |
| 2 | H | Notre Dame | 68 85 | | | | | 62 | H | Ohio | 55 64 | | 112 | A | Kent St. | 60 70 |
| 9 | N | UCLA | 73 75 | | | | | 72 | A | Buffalo | 73 64 | | 128 | H | Ball St. | 45 51 |
| | | | | | | | | 72 | H | Buffalo | 85 63 | | 174 | H | Detroit | 72 66 |
| | | | | | | | | 74 | A | Dayton | 76 72 | | 192 | A | Cleveland St. | 92 59 |
| | | | | | | | | 83 | H | Central Mich. | 74 72 | | 216 | H | Miami (OH) | 64 50 |
| | | | | | | | | 86 | H | Northern Ill. | 73 77 | | 225 | H | St. Bonaventure | 74 50 |
| | | | | | | | | | | | | | 261 | A | Eastern Mich. | 66 49 |
| | | | | | | | | | | | | | 288 | A | A&M-Corpus Christi | 76 60 |
| | | | | | | | | | | | | | 292 | N | Davidson | 76 41 |
| | | | | | | | | | | | | | 294 | H | Rhode Island | 65 50 |
| | | | | | | | | | | | | | 317 | H | Ill.-Chicago | 79 51 |
| LAST 12 Division I GAMES: | | | | | | | | | | | | | | | | |
| | | | | 72 | H | Buffalo | 85 63 | | | | | 216 | H | Miami (OH) | 64 50 | |
| | | | | 83 | H | Central Mich. | 74 72 | | | | | 261 | A | Eastern Mich. | 66 49 | |
| | | | | 112 | A | Kent St. | 60 70 | | | | | 128 | H | Ball St. | 45 51 | |
| | | | | 62 | H | Ohio | 55 64 | | | | | 174 | H | Detroit | 72 66 | |
| | | | | 86 | H | Northern Ill. | 73 77 | | | | | 2 | H | Notre Dame | 68 85 | |
| | | | | 72 | A | Buffalo | 73 64 | | | | | 225 | H | St. Bonaventure | 74 50 | |

Non-Div I Games: Madonna 99 47

Toledo

| | | | | | | | | | |
|------------------------------|----------|-----------|----------------|-------------|---------------|----------|------|-------|-----------|
| Average RPI Win: 194 | WON-LOST | WINNING | LAST 10 | STRENGTH OF | OPP. STRENGTH | TEAM | ADJ. | CONF. | ADJ CONF. |
| Average RPI Loss: 132 | RECORD | PCT. RANK | GAMES | SCHEDULE | OF SCHEDULE | RPI | RPI | RPI | RPI |
| DIV. I ONLY | 11- 9 | 142 | 5- 5 | 152 | 160 | 155 | 155 | 8 | 8 |
| DIV. I NON-CONF. | 7- 4 | 114 | 1- 2 | 235 | 275 | 170 | 170 | 8 | 8 |
| ----- | | | | | | | | | |
| TOTALS | RPI 1-25 | RPI 26-50 | W-L RECORDS | RPI 51-100 | RPI 101-150 | RPI 150+ | | | |
| 11- 9 | 0- 1 | 2- 1 | OVERALL | 1- 1 | 2- 2 | 6- 4 | | | |
| 8- 4 | 0- 0 | 1- 1 | HOME | 1- 0 | 2- 2 | 4- 1 | | | |
| 3- 5 | 0- 1 | 1- 0 | AWAY | 0- 1 | 0- 0 | 2- 3 | | | |
| 0- 0 | 0- 0 | 0- 0 | NEUTRAL | 0- 0 | 0- 0 | 0- 0 | | | |
| 7- 4 | 0- 1 | 0- 1 | NON-CONFERENCE | 1- 0 | 1- 1 | 5- 1 | | | |
| 5- 2 | 0- 0 | 0- 1 | HOME | 1- 0 | 1- 1 | 3- 0 | | | |
| 2- 2 | 0- 1 | 0- 0 | AWAY | 0- 0 | 0- 0 | 2- 1 | | | |
| 0- 0 | 0- 0 | 0- 0 | NEUTRAL | 0- 0 | 0- 0 | 0- 0 | | | |
| 4- 5 | 0- 0 | 2- 0 | CONFERENCE | 0- 1 | 1- 1 | 1- 3 | | | |
| 3- 2 | 0- 0 | 1- 0 | HOME | 0- 0 | 1- 1 | 1- 1 | | | |
| 1- 3 | 0- 0 | 1- 0 | AWAY | 0- 1 | 0- 0 | 0- 2 | | | |
| 0- 0 | 0- 0 | 0- 0 | NEUTRAL | 0- 0 | 0- 0 | 0- 0 | | | |

| RPI 1-25 | | | | RPI 26-50 | | | | RPI 51-100 | | | | RPI 101+ Team's RPI: 155 | | | |
|---------------------------|---|--------------------|-------|-----------|---|---------------|-------|------------|---|----------|-------|--------------------------|---|--------------------|-------|
| RPI | S | Opponent | Score | RPI | S | Opponent | Score | RPI | S | Opponent | Score | RPI | S | Opponent | Score |
| 18 | A | Maryland | 63 97 | 42 | H | Georgetown | 59 75 | 68 | A | Drexel | 48 58 | 110 | H | Delaware | 67 73 |
| | | | | 44 | A | James Madison | 60 55 | 84 | H | Cornell | 68 63 | 127 | H | William & Mary | 64 60 |
| | | | | 44 | H | James Madison | 54 51 | | | | | 132 | H | Rider | 75 79 |
| | | | | | | | | | | | | 143 | H | George Mason | 79 75 |
| | | | | | | | | | | | | 157 | A | Northeastern | 64 72 |
| | | | | | | | | | | | | 179 | H | Hofstra | 61 70 |
| | | | | | | | | | | | | 194 | H | Col. of Charleston | 61 59 |
| | | | | | | | | | | | | 219 | A | UNCW | 56 59 |
| | | | | | | | | | | | | 250 | A | UMBC | 59 48 |
| | | | | | | | | | | | | 267 | A | Colgate | 71 76 |
| | | | | | | | | | | | | 269 | H | Norfolk St. | 61 58 |
| | | | | | | | | | | | | 295 | H | Coppin St. | 69 65 |
| | | | | | | | | | | | | 337 | H | UMass Lowell | 90 56 |
| | | | | | | | | | | | | 344 | A | Wagner | 69 40 |
| LAST 12 Division I GAMES: | | | | | | | | | | | | | | | |
| 110 | H | Delaware | 67 73 | 44 | H | James Madison | 54 51 | | | | | | | | |
| 219 | A | UNCW | 56 59 | 157 | A | Northeastern | 64 72 | | | | | | | | |
| 44 | A | James Madison | 60 55 | 68 | A | Drexel | 48 58 | | | | | | | | |
| 127 | H | William & Mary | 64 60 | 269 | H | Norfolk St. | 61 58 | | | | | | | | |
| 194 | H | Col. of Charleston | 61 59 | 132 | H | Rider | 75 79 | | | | | | | | |
| 179 | H | Hofstra | 61 70 | 267 | A | Colgate | 71 76 | | | | | | | | |

Non-Div I Games:

Towson

| | | | | | | | | | | |
|-------------------|----------|-----------|----------------|------------|-------------|---------------|------|------|-------|-----------|
| Average RPI Win: | 214 | WON-LOST | WINNING | LAST 10 | STRENGTH OF | OPP. STRENGTH | TEAM | ADJ. | CONF. | ADJ CONF. |
| Average RPI Loss: | 103 | RECORD | PCT. RANK | GAMES | SCHEDULE | OF SCHEDULE | RPI | RPI | RPI | RPI |
| DIV. I ONLY | 12- 6 | 91 | 7- 2 | 189 | 139 | 105 | 105 | 21 | 21 | |
| DIV. I NON-CONF. | 5- 4 | 143 | 0- 2 | 130 | 43 | 102 | 102 | 18 | 18 | |
| TOTALS | RPI 1-25 | RPI 26-50 | W-L RECORDS | RPI 51-100 | RPI 101-150 | RPI 150+ | | | | |
| 12- 6 | 0- 2 | 1- 0 | OVERALL | 2- 2 | 0- 0 | 9- 2 | | | | |
| 5- 2 | 0- 0 | 1- 0 | HOME | 1- 0 | 0- 0 | 3- 2 | | | | |
| 5- 4 | 0- 0 | 0- 0 | AWAY | 0- 0 | 0- 0 | 5- 0 | | | | |
| 2- 0 | 0- 0 | 0- 0 | NEUTRAL | 1- 0 | 0- 0 | 1- 0 | | | | |
| 5- 4 | 0- 2 | 0- 0 | NON-CONFERENCE | 2- 1 | 0- 0 | 3- 1 | | | | |
| 2- 1 | 0- 0 | 0- 0 | HOME | 1- 0 | 0- 0 | 1- 1 | | | | |
| 1- 3 | 0- 2 | 0- 0 | AWAY | 0- 1 | 0- 0 | 1- 0 | | | | |
| 2- 0 | 0- 0 | 0- 0 | NEUTRAL | 1- 0 | 0- 0 | 1- 0 | | | | |
| 7- 2 | 0- 0 | 1- 0 | CONFERENCE | 0- 1 | 0- 0 | 6- 1 | | | | |
| 3- 1 | 0- 0 | 1- 0 | HOME | 0- 0 | 0- 0 | 2- 1 | | | | |
| 4- 1 | 0- 0 | 0- 0 | AWAY | 0- 1 | 0- 0 | 4- 0 | | | | |
| 0- 0 | 0- 0 | 0- 0 | NEUTRAL | 0- 0 | 0- 0 | 0- 0 | | | | |

| RPI 1-25 | | | | RPI 26-50 | | | | RPI 51-100 | | | | RPI 101+ Team's RPI: 105 | | | |
|---------------------------|---|--------------|--------|-----------|---|--------------|--------|------------|---|--------------|-------|--------------------------|---|----------------|--------|
| RPI | S | Opponent | Score | RPI | S | Opponent | Score | RPI | S | Opponent | Score | RPI | S | Opponent | Score |
| 14 | A | Tennessee | 84 110 | 45 | H | UT Arlington | 85 68 | 55 | A | Little Rock | 74 77 | 189 | H | UAB | 77 81 |
| 21 | A | Auburn | 52 61 | | | | | 63 | N | Villanova | 93 85 | 197 | H | Alabama St. | 95 66 |
| | | | | | | | | 77 | A | Jacksonville | 70 77 | 205 | H | Texas St. | 65 54 |
| | | | | | | | | 81 | H | Belmont | 91 74 | 254 | A | South Ala. | 73 57 |
| | | | | | | | | | | | | 263 | A | Georgia St. | 87 69 |
| | | | | | | | | | | | | 263 | H | Georgia St. | 65 68 |
| | | | | | | | | | | | | 265 | A | Ga. Southern | 89 86 |
| | | | | | | | | | | | | 265 | H | Ga. Southern | 77 67 |
| | | | | | | | | | | | | 302 | N | Loyola Chicago | 91 67 |
| | | | | | | | | | | | | 307 | A | Nicholls St. | 100 75 |
| | | | | | | | | | | | | 324 | A | Arkansas St. | 83 75 |
| LAST 12 Division I GAMES: | | | | | | | | | | | | | | | |
| 263 | H | Georgia St. | 65 68 | 265 | A | Ga. Southern | 89 86 | | | | | | | | |
| 265 | H | Ga. Southern | 77 67 | 263 | A | Georgia St. | 87 69 | | | | | | | | |
| 324 | A | Arkansas St. | 83 75 | 254 | A | South Ala. | 73 57 | | | | | | | | |
| 55 | A | Little Rock | 74 77 | 14 | A | Tennessee | 84 110 | | | | | | | | |
| 45 | H | UT Arlington | 85 68 | 189 | H | UAB | 77 81 | | | | | | | | |
| 205 | H | Texas St. | 65 54 | 307 | A | Nicholls St. | 100 75 | | | | | | | | |

Non-Div I Games: Armstrong St. 118 72 Thomas (GA) 110 55

Troy

Tulsa

Through Games Of Feb. 1, 2017

| | | | | | | | | | | |
|-------------------|----------|-----------|----------------|------------|-------------|---------------|------|------|-------|-----------|
| Average RPI Win: | 164 | WON-LOST | WINNING | LAST 10 | STRENGTH OF | OPP. STRENGTH | TEAM | ADJ. | CONF. | ADJ CONF. |
| Average RPI Loss: | 92 | RECORD | PCT. RANK | GAMES | SCHEDULE | OF SCHEDULE | RPI | RPI | RPI | RPI |
| DIV. I ONLY | 8- 14 | 246 | 4- 6 | 48 | 65 | 137 | 137 | 5 | 5 | |
| DIV. I NON-CONF. | 4- 9 | 248 | 1- 2 | 94 | 128 | 191 | 191 | 5 | 5 | |
| TOTALS | RPI 1-25 | RPI 26-50 | W-L RECORDS | RPI 51-100 | RPI 101-150 | RPI 150+ | | | | |
| 8- 14 | 0- 4 | 0- 2 | OVERALL | 0- 3 | 5- 2 | 3- 3 | | | | |
| 5- 5 | 0- 1 | 0- 1 | HOME | 0- 2 | 3- 1 | 2- 0 | | | | |
| 3- 8 | 0- 3 | 0- 1 | AWAY | 0- 0 | 2- 1 | 1- 3 | | | | |
| 0- 1 | 0- 0 | 0- 0 | NEUTRAL | 0- 1 | 0- 0 | 0- 0 | | | | |
| 4- 9 | 0- 2 | 0- 0 | NON-CONFERENCE | 0- 3 | 2- 2 | 2- 2 | | | | |
| 2- 3 | 0- 0 | 0- 0 | HOME | 0- 2 | 1- 1 | 1- 0 | | | | |
| 2- 5 | 0- 2 | 0- 0 | AWAY | 0- 0 | 1- 1 | 1- 2 | | | | |
| 0- 1 | 0- 0 | 0- 0 | NEUTRAL | 0- 1 | 0- 0 | 0- 0 | | | | |
| 4- 5 | 0- 2 | 0- 2 | CONFERENCE | 0- 0 | 3- 0 | 1- 1 | | | | |
| 3- 2 | 0- 1 | 0- 1 | HOME | 0- 0 | 2- 0 | 1- 0 | | | | |
| 1- 3 | 0- 1 | 0- 1 | AWAY | 0- 0 | 1- 0 | 0- 1 | | | | |
| 0- 0 | 0- 0 | 0- 0 | NEUTRAL | 0- 0 | 0- 0 | 0- 0 | | | | |

| RPI | S | Opponent | Score | RPI | S | Opponent | Score | RPI | S | Opponent | Score | RPI | S | Opponent | Score | Team's RPI: 137 |
|---------------------------|---|---------------|--------|-----|---|-------------|-------|-----|---|--------------|-------|-----|---|---------------|--------|-----------------|
| 1 | H | UConn | 58 98 | 33 | H | Temple | 49 58 | 55 | H | Little Rock | 58 63 | 106 | H | East Carolina | 100 92 | |
| 16 | A | Kansas St. | 62 82 | 35 | A | Tulane | 65 70 | 66 | H | South Dakota | 68 71 | 108 | H | SMU | 66 59 | |
| 22 | A | Oklahoma | 68 85 | | | | | 100 | N | BYU | 56 71 | 109 | H | Arkansas | 50 57 | |
| 23 | A | South Fla. | 68 84 | | | | | | | | | 111 | H | Saint Louis | 70 64 | |
| | | | | | | | | | | | | 135 | A | UCF | 73 62 | |
| | | | | | | | | | | | | 145 | A | Oral Roberts | 68 76 | |
| | | | | | | | | | | | | 147 | A | New Mexico | 67 64 | |
| | | | | | | | | | | | | 175 | A | Houston | 66 71 | |
| | | | | | | | | | | | | 183 | H | Memphis | 57 52 | |
| | | | | | | | | | | | | 187 | A | Indiana St. | 68 72 | |
| | | | | | | | | | | | | 220 | H | North Texas | 63 58 | |
| | | | | | | | | | | | | 305 | A | UMKC | 80 70 | |
| | | | | | | | | | | | | 324 | A | Arkansas St. | 80 83 | |
| LAST 12 Division I GAMES: | | | | | | | | | | | | | | | | |
| 106 | H | East Carolina | 100 92 | 23 | A | South Fla. | 68 84 | 183 | H | Memphis | 57 52 | 175 | A | Houston | 66 71 | |
| 108 | H | SMU | 66 59 | 187 | A | Indiana St. | 68 72 | 55 | H | Little Rock | 58 63 | 111 | H | Saint Louis | 70 64 | |
| 35 | A | Tulane | 65 70 | 55 | H | Little Rock | 58 63 | | | | | | | | | |
| 135 | A | UCF | 73 62 | 111 | H | Saint Louis | 70 64 | | | | | | | | | |
| 1 | H | UConn | 58 98 | | | | | | | | | | | | | |
| 33 | H | Temple | 49 58 | | | | | | | | | | | | | |

Non-Div I Games:

Tulsa

■ Loss,
■ Non-Conf,
■ S Site,
■ H Home
■ A Away
N Neutral

| | | | | | | | | | | |
|-------------------|----------|-----------|----------------|------------|-------------|---------------|------|------|-------|-----------|
| Average RPI Win: | 241 | WON-LOST | WINNING | LAST 10 | STRENGTH OF | OPP. STRENGTH | TEAM | ADJ. | CONF. | ADJ CONF. |
| Average RPI Loss: | 125 | RECORD | PCT. RANK | GAMES | SCHEDULE | OF SCHEDULE | RPI | RPI | RPI | RPI |
| DIV. I ONLY | 9- 10 | 190 | 3- 6 | 160 | 185 | 189 | 189 | 15 | 15 | |
| DIV. I NON-CONF. | 6- 4 | 126 | 2- 0 | 124 | 210 | 115 | 115 | 16 | 16 | |
| TOTALS | RPI 1-25 | RPI 26-50 | W-L RECORDS | RPI 51-100 | RPI 101-150 | RPI 150+ | | | | |
| 9- 10 | 0- 2 | 0- 0 | OVERALL | 0- 3 | 1- 1 | 8- 4 | | | | |
| 6- 4 | 0- 1 | 0- 0 | HOME | 0- 2 | 0- 0 | 6- 1 | | | | |
| 2- 6 | 0- 1 | 0- 0 | AWAY | 0- 1 | 1- 1 | 1- 3 | | | | |
| 1- 0 | 0- 0 | 0- 0 | NEUTRAL | 0- 0 | 0- 0 | 1- 0 | | | | |
| 6- 4 | 0- 2 | 0- 0 | NON-CONFERENCE | 0- 1 | 1- 0 | 5- 1 | | | | |
| 3- 2 | 0- 1 | 0- 0 | HOME | 0- 1 | 0- 0 | 3- 0 | | | | |
| 2- 2 | 0- 1 | 0- 0 | AWAY | 0- 0 | 1- 0 | 1- 1 | | | | |
| 1- 0 | 0- 0 | 0- 0 | NEUTRAL | 0- 0 | 0- 0 | 1- 0 | | | | |
| 3- 6 | 0- 0 | 0- 0 | CONFERENCE | 0- 2 | 0- 1 | 3- 3 | | | | |
| 3- 2 | 0- 0 | 0- 0 | HOME | 0- 1 | 0- 0 | 3- 1 | | | | |
| 0- 4 | 0- 0 | 0- 0 | AWAY | 0- 1 | 0- 1 | 0- 2 | | | | |
| 0- 0 | 0- 0 | 0- 0 | NEUTRAL | 0- 0 | 0- 0 | 0- 0 | | | | |

| RPI | S | Opponent | Score | RPI | S | Opponent | Score | RPI | S | Opponent | Score | RPI | S | Opponent | Score | Team's RPI: 189 |
|---------------------------|---|----------------|-------|-----|---|--------------|-------|-----|---|--------------|-------|-----|---|------------------|-------|-----------------|
| 6 | H | Florida St. | 47 93 | | | | | 81 | H | Belmont | 58 72 | 105 | A | Troy | 81 77 | |
| 17 | A | DePaul | 80 90 | | | | | 88 | H | Middle Tenn. | 61 64 | 130 | A | Southern Miss. | 59 64 | |
| | | | | | | | | 91 | A | Western Ky. | 48 60 | 153 | H | Rice | 62 61 | |
| | | | | | | | | | | | | 168 | A | Louisiana Tech | 63 64 | |
| | | | | | | | | | | | | 198 | A | Southern Ill. | 64 49 | |
| | | | | | | | | | | | | 220 | H | North Texas | 58 59 | |
| | | | | | | | | | | | | 223 | A | Marshall | 58 61 | |
| | | | | | | | | | | | | 226 | A | Samford | 49 52 | |
| | | | | | | | | | | | | 254 | H | South Ala. | 66 41 | |
| | | | | | | | | | | | | 260 | H | FIU | 82 68 | |
| | | | | | | | | | | | | 278 | N | Gardner-Webb | 59 49 | |
| | | | | | | | | | | | | 281 | H | Mississippi Val. | 80 46 | |
| | | | | | | | | | | | | 311 | H | High Point | 75 66 | |
| | | | | | | | | | | | | 330 | H | Fla. Atlantic | 66 55 | |
| LAST 12 Division I GAMES: | | | | | | | | | | | | | | | | |
| 130 | A | Southern Miss. | 59 64 | 153 | H | Rice | 62 61 | | | | | | | | | |
| 168 | A | Louisiana Tech | 63 64 | 220 | H | North Texas | 58 59 | | | | | | | | | |
| 260 | H | FIU | 82 68 | 88 | H | Middle Tenn. | 61 64 | | | | | | | | | |
| 330 | H | Fla. Atlantic | 66 55 | 254 | H | South Ala. | 66 41 | | | | | | | | | |
| 223 | A | Marshall | 58 61 | 105 | A | Troy | 81 77 | | | | | | | | | |
| 91 | A | Western Ky. | 48 60 | 6 | H | Florida St. | 47 93 | | | | | | | | | |

Non-Div I Games: Miles 106 48

UAB

Loss, Non-Conf, S Site, H Home A Away N Neutral

| | | | | | | | | | | |
|-------------------|----------|-----------|----------------|------------|-------------|---------------|------|------|-------|-----------|
| Average RPI Win: | 215 | WON-LOST | WINNING | LAST 10 | STRENGTH OF | OPP. STRENGTH | TEAM | ADJ. | CONF. | ADJ CONF. |
| Average RPI Loss: | 73 | RECORD | PCT. RANK | GAMES | SCHEDULE | OF SCHEDULE | RPI | RPI | RPI | RPI |
| DIV. I ONLY | 14- 6 | 72 | 7- 3 | 185 | 128 | 101 | 101 | 25 | 25 | |
| DIV. I NON-CONF. | 8- 4 | 97 | 3- 1 | 78 | 67 | 61 | 61 | 23 | 23 | |
| TOTALS | RPI 1-25 | RPI 26-50 | W-L RECORDS | RPI 51-100 | RPI 101-150 | RPI 150+ | | | | |
| 14- 6 | 0- 2 | 0- 0 | OVERALL | 1- 3 | 3- 0 | 10- 1 | | | | |
| 8- 2 | 0- 0 | 0- 0 | HOME | 1- 1 | 1- 0 | 6- 1 | | | | |
| 6- 3 | 0- 2 | 0- 0 | AWAY | 0- 1 | 2- 0 | 4- 0 | | | | |
| 0- 1 | 0- 0 | 0- 0 | NEUTRAL | 0- 1 | 0- 0 | 0- 0 | | | | |
| 8- 4 | 0- 2 | 0- 0 | NON-CONFERENCE | 1- 1 | 3- 0 | 4- 1 | | | | |
| 4- 1 | 0- 0 | 0- 0 | HOME | 1- 0 | 1- 0 | 2- 1 | | | | |
| 4- 2 | 0- 2 | 0- 0 | AWAY | 0- 0 | 2- 0 | 2- 0 | | | | |
| 0- 1 | 0- 0 | 0- 0 | NEUTRAL | 0- 1 | 0- 0 | 0- 0 | | | | |
| 6- 2 | 0- 0 | 0- 0 | CONFERENCE | 0- 2 | 0- 0 | 6- 0 | | | | |
| 4- 1 | 0- 0 | 0- 0 | HOME | 0- 1 | 0- 0 | 4- 0 | | | | |
| 2- 1 | 0- 0 | 0- 0 | AWAY | 0- 1 | 0- 0 | 2- 0 | | | | |
| 0- 0 | 0- 0 | 0- 0 | NEUTRAL | 0- 0 | 0- 0 | 0- 0 | | | | |

| RPI 1-25 | | | | RPI 26-50 | | | | RPI 51-100 | | | | RPI 101+ | | | | Team's RPI: 101 |
|---------------------------|---|-------------------|-------|-----------|---|----------------|--------|------------|---|----------------|-------|----------|---|-------------------|--------|-----------------|
| RPI | S | Opponent | Score | RPI | S | Opponent | Score | RPI | S | Opponent | Score | RPI | S | Opponent | Score | |
| 7 | A | Oregon St. | 52 93 | | | | | 65 | H | Montana St. | 70 62 | 125 | H | St. Mary's (CA) | 68 66 | |
| 8 | A | Stanford | 42 68 | | | | | 77 | N | Jacksonville | 54 61 | 135 | A | UCF | 77 71 | |
| | | | | | | | | 82 | A | Long Beach St. | 62 64 | 141 | A | San Francisco | 78 58 | |
| | | | | | | | | 82 | H | Long Beach St. | 51 64 | 170 | H | UC Riverside | 72 55 | |
| | | | | | | | | | | | | 179 | H | Hofstra | 60 64 | |
| | | | | | | | | | | | | 199 | A | Pacific | 95 87 | |
| | | | | | | | | | | | | 213 | H | CSUN | 81 65 | |
| | | | | | | | | | | | | 217 | H | Hawaii | 70 55 | |
| | | | | | | | | | | | | 229 | H | San Diego St. | 75 55 | |
| | | | | | | | | | | | | 248 | A | Sacramento St. | 110 78 | |
| | | | | | | | | | | | | 264 | H | Portland | 66 52 | |
| | | | | | | | | | | | | 327 | A | UC Irvine | 89 48 | |
| | | | | | | | | | | | | 339 | A | Cal St. Fullerton | 70 51 | |
| | | | | | | | | | | | | 339 | H | Cal St. Fullerton | 59 39 | |
| LAST 12 Division I GAMES: | | | | | | | | | | | | | | | | |
| 339 | H | Cal St. Fullerton | 59 39 | 217 | H | Hawaii | 70 55 | | | | | | | | | |
| 170 | H | UC Riverside | 72 55 | 327 | A | UC Irvine | 89 48 | | | | | | | | | |
| 82 | A | Long Beach St. | 62 64 | 77 | N | Jacksonville | 54 61 | | | | | | | | | |
| 339 | A | Cal St. Fullerton | 70 51 | 135 | A | UCF | 77 71 | | | | | | | | | |
| 213 | H | CSUN | 81 65 | 141 | A | San Francisco | 78 58 | | | | | | | | | |
| 82 | H | Long Beach St. | 51 64 | 248 | A | Sacramento St. | 110 78 | | | | | | | | | |

Non-Div I Games: Holy Names 91 51

UC Davis

| | | | | | | | | | | |
|-------------------|----------|-----------|----------------|------------|-------------|---------------|------|------|-------|-----------|
| Average RPI Win: | 249 | WON-LOST | WINNING | LAST 10 | STRENGTH OF | OPP. STRENGTH | TEAM | ADJ. | CONF. | ADJ CONF. |
| Average RPI Loss: | 190 | RECORD | PCT. RANK | GAMES | SCHEDULE | OF SCHEDULE | RPI | RPI | RPI | RPI |
| DIV. I ONLY | 2- 18 | 338 | 1- 8 | 224 | 287 | 327 | 327 | 25 | 25 | |
| DIV. I NON-CONF. | 1- 12 | 332 | 0- 4 | 194 | 302 | 323 | 323 | 23 | 23 | |
| TOTALS | RPI 1-25 | RPI 26-50 | W-L RECORDS | RPI 51-100 | RPI 101-150 | RPI 150+ | | | | |
| 2- 18 | 0- 0 | 0- 0 | OVERALL | 0- 3 | 0- 2 | 2- 13 | | | | |
| 1- 9 | 0- 0 | 0- 0 | HOME | 0- 2 | 0- 2 | 1- 5 | | | | |
| 1- 8 | 0- 0 | 0- 0 | AWAY | 0- 1 | 0- 0 | 1- 7 | | | | |
| 0- 1 | 0- 0 | 0- 0 | NEUTRAL | 0- 0 | 0- 0 | 0- 1 | | | | |
| 1- 12 | 0- 0 | 0- 0 | NON-CONFERENCE | 0- 3 | 0- 1 | 1- 8 | | | | |
| 0- 6 | 0- 0 | 0- 0 | HOME | 0- 2 | 0- 1 | 0- 3 | | | | |
| 1- 5 | 0- 0 | 0- 0 | AWAY | 0- 1 | 0- 0 | 1- 4 | | | | |
| 0- 1 | 0- 0 | 0- 0 | NEUTRAL | 0- 0 | 0- 0 | 0- 1 | | | | |
| 1- 6 | 0- 0 | 0- 0 | CONFERENCE | 0- 0 | 0- 1 | 1- 5 | | | | |
| 1- 3 | 0- 0 | 0- 0 | HOME | 0- 0 | 0- 1 | 1- 2 | | | | |
| 0- 3 | 0- 0 | 0- 0 | AWAY | 0- 0 | 0- 0 | 0- 3 | | | | |
| 0- 0 | 0- 0 | 0- 0 | NEUTRAL | 0- 0 | 0- 0 | 0- 0 | | | | |

| RPI S | Opponent | Score | RPI S | Opponent | Score | RPI S | Opponent | Score | RPI S | Opponent | Score | Team's RPI: 327 |
|---------------------------|---------------------|-------|-------|-----------------------|-------|-------|-----------------------|--------|-------|---------------------|-------|-----------------|
| | | | | | | 71 | H Southern California | 45 83 | 101 | H UC Davis | 48 89 | |
| | | | | | | 79 | H UNLV | 46 62 | 111 | H Saint Louis | 69 79 | |
| | | | | | | 97 | A Gonzaga | 38 102 | 170 | A UC Riverside | 58 76 | |
| | | | | | | | | | 170 | H UC Riverside | 58 79 | |
| | | | | | | | | | 173 | N Fresno St. | 45 63 | |
| | | | | | | | | | 204 | A Loyola Marymount | 39 58 | |
| | | | | | | | | | 210 | A Utah St. | 52 66 | |
| | | | | | | | | | 212 | A Idaho St. | 54 65 | |
| | | | | | | | | | 213 | H CSUN | 77 52 | |
| | | | | | | | | | 217 | A Hawaii | 62 79 | |
| | | | | | | | | | 231 | A Portland St. | 73 79 | |
| | | | | | | | | | 239 | H UC Santa Barbara | 60 85 | |
| | | | | | | | | | 248 | H Sacramento St. | 70 78 | |
| | | | | | | | | | 251 | H Southern Utah | 58 70 | |
| | | | | | | | | | 284 | A Nevada | 72 59 | |
| | | | | | | | | | 300 | H CSU Bakersfield | 66 86 | |
| | | | | | | | | | 339 | A Cal St. Fullerton | 53 64 | |
| LAST 12 Division I GAMES: | | | | | | | | | | | | |
| 239 | H UC Santa Barbara | 60 85 | 101 | H UC Davis | 48 89 | | | | | | | |
| 217 | A Hawaii | 62 79 | 71 | H Southern California | 45 83 | | | | | | | |
| 170 | H UC Riverside | 58 79 | 251 | H Southern Utah | 58 70 | | | | | | | |
| 339 | A Cal St. Fullerton | 53 64 | 300 | H CSU Bakersfield | 66 86 | | | | | | | |
| 213 | H CSUN | 77 52 | 79 | H UNLV | 46 62 | | | | | | | |
| 170 | A UC Riverside | 58 76 | 248 | H Sacramento St. | 70 78 | | | | | | | |

Non-Div I Games: Concordia (CA) 92 61

UC Irvine

UC Riverside

Through Games Of Feb. 1, 2017

| | | | | | | | | | | |
|-------------------|----------|-----------|----------------|------------|-------------|---------------|------|------|-------|-----------|
| Average RPI Win: | 265 | WON-LOST | WINNING | LAST 10 | STRENGTH OF | OPP. STRENGTH | TEAM | ADJ. | CONF. | ADJ CONF. |
| Average RPI Loss: | 102 | RECORD | PCT. RANK | GAMES | SCHEDULE | OF SCHEDULE | RPI | RPI | RPI | RPI |
| DIV. I ONLY | 10- 10 | 166 | 5- 5 | 198 | 195 | 170 | 170 | 25 | 25 | |
| DIV. I NON-CONF. | 6- 7 | 182 | 1- 4 | 113 | 159 | 141 | 141 | 23 | 23 | |
| TOTALS | RPI 1-25 | RPI 26-50 | W-L RECORDS | RPI 51-100 | RPI 101-150 | RPI 150+ | | | | |
| 10- 10 | 0- 0 | 0- 1 | OVERALL | 0- 5 | 0- 3 | 10- 1 | | | | |
| 6- 2 | 0- 0 | 0- 0 | HOME | 0- 1 | 0- 1 | 6- 0 | | | | |
| 3- 8 | 0- 0 | 0- 1 | AWAY | 0- 4 | 0- 2 | 3- 1 | | | | |
| 1- 0 | 0- 0 | 0- 0 | NEUTRAL | 0- 0 | 0- 0 | 1- 0 | | | | |
| 6- 7 | 0- 0 | 0- 1 | NON-CONFERENCE | 0- 4 | 0- 2 | 6- 0 | | | | |
| 3- 2 | 0- 0 | 0- 0 | HOME | 0- 1 | 0- 1 | 3- 0 | | | | |
| 2- 5 | 0- 0 | 0- 1 | AWAY | 0- 3 | 0- 1 | 2- 0 | | | | |
| 1- 0 | 0- 0 | 0- 0 | NEUTRAL | 0- 0 | 0- 0 | 1- 0 | | | | |
| 4- 3 | 0- 0 | 0- 0 | CONFERENCE | 0- 1 | 0- 1 | 4- 1 | | | | |
| 3- 0 | 0- 0 | 0- 0 | HOME | 0- 0 | 0- 0 | 3- 0 | | | | |
| 1- 3 | 0- 0 | 0- 0 | AWAY | 0- 1 | 0- 1 | 1- 1 | | | | |
| 0- 0 | 0- 0 | 0- 0 | NEUTRAL | 0- 0 | 0- 0 | 0- 0 | | | | |

| RPI S | Opponent | Score | RPI S | Opponent | Score | RPI S | Opponent | Score | RPI S | Opponent | Score | Team's RPI: 170 |
|---------------------------|----------|-------|-------|-------------------|-------|-------|---------------------|-------|-------|-------------------|-------|-----------------|
| | | | 31 A | Missouri | 62 68 | 56 A | California | 56 71 | 101 A | UC Davis | 55 72 | |
| | | | | | | 66 H | South Dakota | 55 61 | 136 A | Kansas | 84 90 | |
| | | | | | | 71 A | Southern California | 49 67 | 150 H | Penn | 55 71 | |
| | | | | | | 82 A | Long Beach St. | 51 55 | 204 A | Loyola Marymount | 75 72 | |
| | | | | | | 89 A | FGCU | 45 60 | 214 H | Grand Canyon | 77 64 | |
| | | | | | | | | | 226 N | Samford | 51 48 | |
| | | | | | | | | | 229 H | San Diego St. | 72 44 | |
| | | | | | | | | | 230 H | Seattle U | 58 54 | |
| | | | | | | | | | 239 A | UC Santa Barbara | 54 58 | |
| | | | | | | | | | 249 H | Cal Poly | 68 59 | |
| | | | | | | | | | 300 A | CSU Bakersfield | 71 66 | |
| | | | | | | | | | 327 A | UC Irvine | 79 58 | |
| | | | | | | | | | 327 H | UC Irvine | 76 58 | |
| | | | | | | | | | 339 H | Cal St. Fullerton | 68 45 | |
| LAST 12 Division I GAMES: | | | | | | | | | | | | |
| | | | 82 A | Long Beach St. | 51 55 | 327 H | UC Irvine | 76 58 | | | | |
| | | | 101 A | UC Davis | 55 72 | 150 H | Penn | 55 71 | | | | |
| | | | 339 H | Cal St. Fullerton | 68 45 | 89 A | FGCU | 45 60 | | | | |
| | | | 327 A | UC Irvine | 79 58 | 226 N | Samford | 51 48 | | | | |
| | | | 239 A | UC Santa Barbara | 54 58 | 136 A | Kansas | 84 90 | | | | |
| | | | 249 H | Cal Poly | 68 59 | 31 A | Missouri | 62 68 | | | | |

Non-Div I Games:

UC Riverside

■ Loss,
 ■ Non-Conf,
 ■ S Site,
 ■ H Home
 ■ A Away
 N Neutral

| | | | | | | | | | | |
|-------------------|----------|-----------|----------------|------------|-------------|---------------|------|------|-------|-----------|
| Average RPI Win: | 255 | WON-LOST | WINNING | LAST 10 | STRENGTH OF | OPP. STRENGTH | TEAM | ADJ. | CONF. | ADJ CONF. |
| Average RPI Loss: | 172 | RECORD | PCT. RANK | GAMES | SCHEDULE | OF SCHEDULE | RPI | RPI | RPI | RPI |
| DIV. I ONLY | 11- 10 | 156 | 7- 3 | 332 | 165 | 239 | 239 | 25 | 25 | |
| DIV. I NON-CONF. | 5- 8 | 218 | 3- 1 | 310 | 113 | 275 | 275 | 23 | 23 | |
| TOTALS | RPI 1-25 | RPI 26-50 | W-L RECORDS | RPI 51-100 | RPI 101-150 | RPI 150+ | | | | |
| 11- 10 | 0- 1 | 0- 0 | OVERALL | 1- 1 | 0- 2 | 10- 6 | | | | |
| 6- 3 | 0- 1 | 0- 0 | HOME | 1- 0 | 0- 2 | 5- 0 | | | | |
| 3- 7 | 0- 0 | 0- 0 | AWAY | 0- 1 | 0- 0 | 3- 6 | | | | |
| 2- 0 | 0- 0 | 0- 0 | NEUTRAL | 0- 0 | 0- 0 | 2- 0 | | | | |
| 5- 8 | 0- 1 | 0- 0 | NON-CONFERENCE | 0- 1 | 0- 2 | 5- 4 | | | | |
| 2- 3 | 0- 1 | 0- 0 | HOME | 0- 0 | 0- 2 | 2- 0 | | | | |
| 1- 5 | 0- 0 | 0- 0 | AWAY | 0- 1 | 0- 0 | 1- 4 | | | | |
| 2- 0 | 0- 0 | 0- 0 | NEUTRAL | 0- 0 | 0- 0 | 2- 0 | | | | |
| 6- 2 | 0- 0 | 0- 0 | CONFERENCE | 1- 0 | 0- 0 | 5- 2 | | | | |
| 4- 0 | 0- 0 | 0- 0 | HOME | 1- 0 | 0- 0 | 3- 0 | | | | |
| 2- 2 | 0- 0 | 0- 0 | AWAY | 0- 0 | 0- 0 | 2- 2 | | | | |
| 0- 0 | 0- 0 | 0- 0 | NEUTRAL | 0- 0 | 0- 0 | 0- 0 | | | | |

| RPI 1-25 | | | | RPI 26-50 | | | | RPI 51-100 | | | | RPI 101+ Team's RPI: 239 | | | |
|---------------------------|---|-------------------|-------|-----------|---|--------------------|-------|------------|---|----------------|-------|--------------------------|---|--------------------|-------|
| RPI | S | Opponent | Score | RPI | S | Opponent | Score | RPI | S | Opponent | Score | RPI | S | Opponent | Score |
| 9 | H | UCLA | 52 71 | | | | | 82 | H | Long Beach St. | 65 60 | 133 | H | Yale | 60 64 |
| | | | | | | | | 94 | A | Iowa St. | 60 77 | 142 | H | Santa Clara | 58 69 |
| | | | | | | | | | | | | 170 | H | UC Riverside | 58 54 |
| | | | | | | | | | | | | 173 | A | Fresno St. | 50 49 |
| | | | | | | | | | | | | 204 | A | Loyola Marymount | 55 57 |
| | | | | | | | | | | | | 213 | A | CSUN | 61 75 |
| | | | | | | | | | | | | 215 | A | San Diego | 63 77 |
| | | | | | | | | | | | | 217 | H | Hawaii | 74 62 |
| | | | | | | | | | | | | 229 | A | San Diego St. | 70 84 |
| | | | | | | | | | | | | 230 | A | Seattle U | 53 58 |
| | | | | | | | | | | | | 249 | A | Cal Poly | 67 78 |
| | | | | | | | | | | | | 276 | H | Northern Ariz. | 60 51 |
| | | | | | | | | | | | | 283 | N | North Dakota St. | 66 59 |
| | | | | | | | | | | | | 288 | N | A&M-Corpus Christi | 66 60 |
| | | | | | | | | | | | | 312 | H | Pepperdine | 66 57 |
| | | | | | | | | | | | | 327 | A | UC Irvine | 85 60 |
| | | | | | | | | | | | | 339 | A | Cal St. Fullerton | 56 49 |
| | | | | | | | | | | | | 339 | H | Cal St. Fullerton | 57 37 |
| LAST 12 Division I GAMES: | | | | | | | | | | | | | | | |
| 339 | H | Cal St. Fullerton | 57 37 | 339 | A | Cal St. Fullerton | 56 49 | | | | | | | | |
| 327 | A | UC Irvine | 85 60 | 249 | A | Cal Poly | 67 78 | | | | | | | | |
| 213 | A | CSUN | 61 75 | 133 | H | Yale | 60 64 | | | | | | | | |
| 217 | H | Hawaii | 74 62 | 283 | N | North Dakota St. | 66 59 | | | | | | | | |
| 82 | H | Long Beach St. | 65 60 | 288 | N | A&M-Corpus Christi | 66 60 | | | | | | | | |
| 170 | H | UC Riverside | 58 54 | 173 | A | Fresno St. | 50 49 | | | | | | | | |

Non-Div I Games:

UC Santa Barbara

■ Loss,
 ■ Non-Conf, S Site,
 ■ Home
 ■ Away
 N Neutral

| | | | | | | | | | | |
|-------------------|----------|-----------|----------------|------------|-------------|---------------|------|------|-------|-----------|
| Average RPI Win: | 217 | WON-LOST | WINNING | LAST 10 | STRENGTH OF | OPP. STRENGTH | TEAM | ADJ. | CONF. | ADJ CONF. |
| Average RPI Loss: | 109 | RECORD | PCT. RANK | GAMES | SCHEDULE | OF SCHEDULE | RPI | RPI | RPI | RPI |
| DIV. I ONLY | 13- 8 | 114 | 4- 6 | 183 | 118 | 135 | 135 | 5 | 5 | |
| DIV. I NON-CONF. | 10- 3 | 54 | 3- 1 | 236 | 241 | 114 | 114 | 5 | 5 | |
| TOTALS | RPI 1-25 | RPI 26-50 | W-L RECORDS | RPI 51-100 | RPI 101-150 | RPI 150+ | | | | |
| 13- 8 | 0- 1 | 0- 1 | OVERALL | 0- 1 | 2- 2 | 11- 3 | | | | |
| 7- 5 | 0- 1 | 0- 1 | HOME | 0- 0 | 1- 2 | 6- 1 | | | | |
| 6- 3 | 0- 0 | 0- 0 | AWAY | 0- 1 | 1- 0 | 5- 2 | | | | |
| 0- 0 | 0- 0 | 0- 0 | NEUTRAL | 0- 0 | 0- 0 | 0- 0 | | | | |
| 10- 3 | 0- 0 | 0- 1 | NON-CONFERENCE | 0- 1 | 1- 1 | 9- 0 | | | | |
| 6- 2 | 0- 0 | 0- 1 | HOME | 0- 0 | 1- 1 | 5- 0 | | | | |
| 4- 1 | 0- 0 | 0- 0 | AWAY | 0- 1 | 0- 0 | 4- 0 | | | | |
| 0- 0 | 0- 0 | 0- 0 | NEUTRAL | 0- 0 | 0- 0 | 0- 0 | | | | |
| 3- 5 | 0- 1 | 0- 0 | CONFERENCE | 0- 0 | 1- 1 | 2- 3 | | | | |
| 1- 3 | 0- 1 | 0- 0 | HOME | 0- 0 | 0- 1 | 1- 1 | | | | |
| 2- 2 | 0- 0 | 0- 0 | AWAY | 0- 0 | 1- 0 | 1- 2 | | | | |
| 0- 0 | 0- 0 | 0- 0 | NEUTRAL | 0- 0 | 0- 0 | 0- 0 | | | | |

| RPI 1-25 | | | | RPI 26-50 | | | | RPI 51-100 | | | | RPI 101+ Team's RPI: 135 | | | |
|---------------------------|---|---------------|-------|-----------|---|---------------|-------|------------|---|----------|-------|--------------------------|---|-----------------|-------|
| RPI | S | Opponent | Score | RPI | S | Opponent | Score | RPI | S | Opponent | Score | RPI | S | Opponent | Score |
| 1 | H | UConn | 48 84 | 41 | H | Virginia Tech | 64 67 | 72 | A | Buffalo | 65 66 | 101 | H | UC Davis | 71 77 |
| | | | | | | | | | | | | 106 | A | East Carolina | 54 42 |
| | | | | | | | | | | | | 132 | H | Rider | 49 30 |
| | | | | | | | | | | | | 137 | H | Tulsa | 62 73 |
| | | | | | | | | | | | | 156 | A | Cincinnati | 57 63 |
| | | | | | | | | | | | | 156 | H | Cincinnati | 64 44 |
| | | | | | | | | | | | | 163 | H | Omaha | 81 41 |
| | | | | | | | | | | | | 175 | A | Houston | 62 48 |
| | | | | | | | | | | | | 183 | A | Memphis | 59 65 |
| | | | | | | | | | | | | 183 | H | Memphis | 62 65 |
| | | | | | | | | | | | | 224 | A | Butler | 66 59 |
| | | | | | | | | | | | | 254 | H | South Ala. | 70 58 |
| | | | | | | | | | | | | 256 | H | Bethune-Cookman | 70 43 |
| | | | | | | | | | | | | 258 | H | Austin Peay | 61 43 |
| | | | | | | | | | | | | 260 | A | FIU | 69 52 |
| | | | | | | | | | | | | 265 | A | Ga. Southern | 74 54 |
| | | | | | | | | | | | | 278 | H | Gardner-Webb | 66 52 |
| | | | | | | | | | | | | 292 | A | Davidson | 57 38 |
| LAST 12 Division I GAMES: | | | | | | | | | | | | | | | |
| 183 | A | Memphis | 59 65 | 156 | A | Cincinnati | 57 63 | | | | | | | | |
| 156 | H | Cincinnati | 64 44 | 1 | H | UConn | 48 84 | | | | | | | | |
| 137 | H | Tulsa | 62 73 | 101 | H | UC Davis | 71 77 | | | | | | | | |
| 106 | A | East Carolina | 54 42 | 163 | H | Omaha | 81 41 | | | | | | | | |
| 175 | A | Houston | 62 48 | 265 | A | Ga. Southern | 74 54 | | | | | | | | |
| 183 | H | Memphis | 62 65 | 278 | H | Gardner-Webb | 66 52 | | | | | | | | |

Non-Div I Games:

UCF

| | | | | | | | | | | |
|-------------------|----------|-----------|----------------|------------|-------------|---------------|------|------|-------|-----------|
| Average RPI Win: | 120 | WON-LOST | WINNING | LAST 10 | STRENGTH OF | OPP. STRENGTH | TEAM | ADJ. | CONF. | ADJ CONF. |
| Average RPI Loss: | 20 | RECORD | PCT. RANK | GAMES | SCHEDULE | OF SCHEDULE | RPI | RPI | RPI | RPI |
| DIV. I ONLY | 17- 4 | 19 | 8- 2 | 16 | 16 | 9 | 9 | 1 | 1 | |
| DIV. I NON-CONF. | 9- 2 | 37 | 1- 1 | 37 | 80 | 10 | 10 | 1 | 1 | |
| TOTALS | RPI 1-25 | RPI 26-50 | W-L RECORDS | RPI 51-100 | RPI 101-150 | RPI 150+ | | | | |
| 17- 4 | 1- 3 | 3- 0 | OVERALL | 6- 1 | 1- 0 | 6- 0 | | | | |
| 12- 0 | 1- 0 | 3- 0 | HOME | 3- 0 | 1- 0 | 4- 0 | | | | |
| 3- 4 | 0- 3 | 0- 0 | AWAY | 1- 1 | 0- 0 | 2- 0 | | | | |
| 2- 0 | 0- 0 | 0- 0 | NEUTRAL | 2- 0 | 0- 0 | 0- 0 | | | | |
| 9- 2 | 0- 2 | 1- 0 | NON-CONFERENCE | 2- 0 | 0- 0 | 6- 0 | | | | |
| 5- 0 | 0- 0 | 1- 0 | HOME | 0- 0 | 0- 0 | 4- 0 | | | | |
| 2- 2 | 0- 2 | 0- 0 | AWAY | 0- 0 | 0- 0 | 2- 0 | | | | |
| 2- 0 | 0- 0 | 0- 0 | NEUTRAL | 2- 0 | 0- 0 | 0- 0 | | | | |
| 8- 2 | 1- 1 | 2- 0 | CONFERENCE | 4- 1 | 1- 0 | 0- 0 | | | | |
| 7- 0 | 1- 0 | 2- 0 | HOME | 3- 0 | 1- 0 | 0- 0 | | | | |
| 1- 2 | 0- 1 | 0- 0 | AWAY | 1- 1 | 0- 0 | 0- 0 | | | | |
| 0- 0 | 0- 0 | 0- 0 | NEUTRAL | 0- 0 | 0- 0 | 0- 0 | | | | |

| RPI 1-25 | | | | RPI 26-50 | | | | RPI 51-100 | | | | RPI 101+ | | | |
|---------------------------|---|---------------------|-------|-----------|---|----------------|-------|------------|---|---------------------|-------|----------|---|------------------|-------|
| RPI | S | Opponent | Score | RPI | S | Opponent | Score | RPI | S | Opponent | Score | RPI | S | Opponent | Score |
| 3 | A | South Carolina | 57 66 | 26 | H | Arizona St. | 69 60 | 51 | H | Utah | 67 56 | 114 | H | Arizona | 69 49 |
| 5 | A | Baylor | 70 84 | 32 | H | Michigan | 84 64 | 54 | N | Iowa | 78 65 | 199 | H | Pacific | 82 55 |
| 7 | H | Oregon St. | 66 56 | 37 | H | Oregon | 79 63 | 60 | A | Washington St. | 73 82 | 217 | H | Hawaii | 72 49 |
| 10 | A | Washington | 70 82 | | | | | 71 | A | Southern California | 74 59 | 222 | H | Southern U. | 95 47 |
| | | | | | | | | 71 | H | Southern California | 71 67 | 239 | A | UC Santa Barbara | 71 52 |
| | | | | | | | | 80 | H | Colorado | 87 74 | 249 | H | Cal Poly | 80 64 |
| | | | | | | | | 92 | N | Toledo | 75 73 | 274 | A | N.C. A&T | 83 42 |
| LAST 12 Division I GAMES: | | | | | | | | | | | | | | | |
| 114 | H | Arizona | 69 49 | 10 | A | Washington | 70 82 | | | | | | | | |
| 26 | H | Arizona St. | 69 60 | 60 | A | Washington St. | 73 82 | | | | | | | | |
| 71 | H | Southern California | 71 67 | 80 | H | Colorado | 87 74 | | | | | | | | |
| 71 | A | Southern California | 74 59 | 51 | H | Utah | 67 56 | | | | | | | | |
| 37 | H | Oregon | 79 63 | 274 | A | N.C. A&T | 83 42 | | | | | | | | |
| 7 | H | Oregon St. | 66 56 | 3 | A | South Carolina | 57 66 | | | | | | | | |

Non-Div I Games:

UCLA

■ Loss,
 ■ Non-Conf, S Site,
 ■ Home
 ■ Away
 N Neutral

| | | | | | | | | | | |
|-------------------|----------|-----------|----------------|------------|-------------|---------------|------|------|-------|-----------|
| Average RPI Win: | 63 | WON-LOST | WINNING | LAST 10 | STRENGTH OF | OPP. STRENGTH | TEAM | ADJ. | CONF. | ADJ CONF. |
| Average RPI Loss: | 0 | RECORD | PCT. RANK | GAMES | SCHEDULE | OF SCHEDULE | RPI | RPI | RPI | RPI |
| DIV. I ONLY | 21- 0 | 1 | 10- 0 | 1 | 1 | 1 | 1 | 1 | 5 | 5 |
| DIV. I NON-CONF. | 12- 0 | 1 | 3- 0 | 1 | 1 | 1 | 1 | 1 | 5 | 5 |
| TOTALS | RPI 1-25 | RPI 26-50 | W-L RECORDS | RPI 51-100 | RPI 101-150 | RPI 150+ | | | | |
| 21- 0 | 9- 0 | 3- 0 | OVERALL | 1- 0 | 6- 0 | 2- 0 | | | | |
| 9- 0 | 3- 0 | 2- 0 | HOME | 1- 0 | 2- 0 | 1- 0 | | | | |
| 11- 0 | 5- 0 | 1- 0 | AWAY | 0- 0 | 4- 0 | 1- 0 | | | | |
| 1- 0 | 1- 0 | 0- 0 | NEUTRAL | 0- 0 | 0- 0 | 0- 0 | | | | |
| 12- 0 | 8- 0 | 1- 0 | NON-CONFERENCE | 1- 0 | 1- 0 | 1- 0 | | | | |
| 5- 0 | 2- 0 | 1- 0 | HOME | 1- 0 | 1- 0 | 0- 0 | | | | |
| 6- 0 | 5- 0 | 0- 0 | AWAY | 0- 0 | 0- 0 | 1- 0 | | | | |
| 1- 0 | 1- 0 | 0- 0 | NEUTRAL | 0- 0 | 0- 0 | 0- 0 | | | | |
| 9- 0 | 1- 0 | 2- 0 | CONFERENCE | 0- 0 | 5- 0 | 1- 0 | | | | |
| 4- 0 | 1- 0 | 1- 0 | HOME | 0- 0 | 1- 0 | 1- 0 | | | | |
| 5- 0 | 0- 0 | 1- 0 | AWAY | 0- 0 | 4- 0 | 0- 0 | | | | |
| 0- 0 | 0- 0 | 0- 0 | NEUTRAL | 0- 0 | 0- 0 | 0- 0 | | | | |

| RPI | S | Opponent | Score | RPI | S | Opponent | Score | RPI | S | Opponent | Score | RPI | S | Opponent | Score |
|---------------------------|---|-------------|--------|-----|---|---------------|--------|-----|---|---------------|--------|-----|---|---------------|-------|
| 2 | A | Notre Dame | 72 61 | 29 | H | Ohio St. | 82 63 | 74 | H | Dayton | 98 65 | 102 | H | Chattanooga | 80 43 |
| 5 | H | Baylor | 72 61 | 33 | A | Temple | 97 69 | | | | | 106 | A | East Carolina | 91 44 |
| 6 | A | Florida St. | 78 76 | 35 | H | Tulane | 100 56 | | | | | 106 | H | East Carolina | 90 45 |
| 12 | N | Texas | 72 54 | | | | | | | | | 108 | A | SMU | 88 48 |
| 16 | A | Kansas St. | 75 58 | | | | | | | | | 135 | A | UCF | 84 48 |
| 17 | H | DePaul | 91 46 | | | | | | | | | 137 | A | Tulsa | 98 58 |
| 18 | A | Maryland | 87 81 | | | | | | | | | 164 | A | Nebraska | 84 41 |
| 23 | H | South Fla. | 102 37 | | | | | | | | | 175 | H | Houston | 91 42 |
| 25 | A | LSU | 76 53 | | | | | | | | | | | | |
| LAST 12 Division I GAMES: | | | | | | | | | | | | | | | |
| | | | | 33 | A | Temple | 97 69 | 23 | H | South Fla. | 102 37 | | | | |
| | | | | 175 | H | Houston | 91 42 | 106 | H | East Carolina | 90 45 | | | | |
| | | | | 106 | A | East Carolina | 91 44 | 135 | A | UCF | 84 48 | | | | |
| | | | | 35 | H | Tulane | 100 56 | 18 | A | Maryland | 87 81 | | | | |
| | | | | 137 | A | Tulsa | 98 58 | 164 | A | Nebraska | 84 41 | | | | |
| | | | | 108 | A | SMU | 88 48 | 29 | H | Ohio St. | 82 63 | | | | |

Non-Div I Games:

UConn

| | | | | | | | | | |
|------------------------------|--------------|------------|----------------|-------------|---------------|------------|------------|-----------|-----------|
| Average RPI Win: 253 | WON-LOST | WINNING | LAST 10 | STRENGTH OF | OPP. STRENGTH | TEAM | ADJ. | CONF. | ADJ CONF. |
| Average RPI Loss: 166 | RECORD | PCT. RANK | GAMES | SCHEDULE | OF SCHEDULE | RPI | RPI | RPI | RPI |
| DIV. I ONLY | 9- 12 | 214 | 6- 4 | 264 | 250 | 250 | 250 | 19 | 19 |
| DIV. I NON-CONF. | 4- 8 | 230 | 2- 1 | 281 | 295 | 293 | 293 | 21 | 21 |
| TOTALS | RPI 1-25 | RPI 26-50 | W-L RECORDS | RPI 51-100 | RPI 101-150 | RPI 150+ | | | |
| 9- 12 | 0- 1 | 0- 0 | OVERALL | 0- 2 | 1- 2 | 8- 7 | | | |
| 5- 6 | 0- 0 | 0- 0 | HOME | 0- 0 | 0- 1 | 5- 5 | | | |
| 3- 6 | 0- 1 | 0- 0 | AWAY | 0- 2 | 1- 1 | 2- 2 | | | |
| 1- 0 | 0- 0 | 0- 0 | NEUTRAL | 0- 0 | 0- 0 | 1- 0 | | | |
| 4- 8 | 0- 1 | 0- 0 | NON-CONFERENCE | 0- 1 | 1- 0 | 3- 6 | | | |
| 1- 5 | 0- 0 | 0- 0 | HOME | 0- 0 | 0- 0 | 1- 5 | | | |
| 2- 3 | 0- 1 | 0- 0 | AWAY | 0- 1 | 1- 0 | 1- 1 | | | |
| 1- 0 | 0- 0 | 0- 0 | NEUTRAL | 0- 0 | 0- 0 | 1- 0 | | | |
| 5- 4 | 0- 0 | 0- 0 | CONFERENCE | 0- 1 | 0- 2 | 5- 1 | | | |
| 4- 1 | 0- 0 | 0- 0 | HOME | 0- 0 | 0- 1 | 4- 0 | | | |
| 1- 3 | 0- 0 | 0- 0 | AWAY | 0- 1 | 0- 1 | 1- 1 | | | |
| 0- 0 | 0- 0 | 0- 0 | NEUTRAL | 0- 0 | 0- 0 | 0- 0 | | | |

| RPI 1-25 | | | | RPI 26-50 | | | | RPI 51-100 | | | | RPI 101+ Team's RPI: 250 | | | |
|---------------------------|---|---------------|--------------|-----------|---|------------|--------------|------------|---|---------------|--------------|--------------------------|---|-----------------|--------------|
| RPI | S | Opponent | Score | RPI | S | Opponent | Score | RPI | S | Opponent | Score | RPI | S | Opponent | Score |
| 18 | A | Maryland | 42 92 | | | | | 69 | A | Virginia | 30 56 | 119 | A | Maine | 40 72 |
| | | | | | | | | 85 | A | New Hampshire | 50 60 | 129 | H | Hartford | 73 80 |
| | | | | | | | | | | | | 144 | A | Columbia | 67 56 |
| | | | | | | | | | | | | 155 | H | Towson | 48 59 |
| | | | | | | | | | | | | 169 | A | Albany (NY) | 64 56 |
| | | | | | | | | | | | | 181 | A | American | 53 70 |
| | | | | | | | | | | | | 196 | A | Binghamton | 62 69 |
| | | | | | | | | | | | | 196 | H | Binghamton | 53 45 |
| | | | | | | | | | | | | 207 | H | Princeton | 58 69 |
| | | | | | | | | | | | | 232 | H | UMES | 57 70 |
| | | | | | | | | | | | | 245 | H | Stony Brook | 67 61 |
| | | | | | | | | | | | | 247 | H | Loyola Maryland | 65 70 |
| | | | | | | | | | | | | 277 | N | Liberty | 62 51 |
| | | | | | | | | | | | | 280 | H | Vermont | 69 66 |
| | | | | | | | | | | | | 295 | H | Coppin St. | 73 63 |
| | | | | | | | | | | | | 332 | A | LIU Brooklyn | 57 45 |
| | | | | | | | | | | | | 337 | H | UMass Lowell | 79 72 |
| | | | | | | | | | | | | 348 | H | Morgan St. | 61 69 |
| LAST 12 Division I GAMES: | | | | | | | | | | | | | | | |
| 196 | H | Binghamton | 53 45 | 129 | H | Hartford | 73 80 | | | | | | | | |
| 85 | A | New Hampshire | 50 60 | 119 | A | Maine | 40 72 | | | | | | | | |
| 245 | H | Stony Brook | 67 61 | 196 | A | Binghamton | 62 69 | | | | | | | | |
| 337 | H | UMass Lowell | 79 72 | 295 | H | Coppin St. | 73 63 | | | | | | | | |
| 169 | A | Albany (NY) | 64 56 | 277 | N | Liberty | 62 51 | | | | | | | | |
| 280 | H | Vermont | 69 66 | 69 | A | Virginia | 30 56 | | | | | | | | |

Non-Div I Games: Gettysburg 71 51

UMBC

■ Loss,
 ■ Non-Conf,
 ■ S Site,
 ■ Home
 ■ A Away
 N Neutral

| | | | | | | | | | | |
|-------------------|----------|-----------|----------------|------------|-------------|---------------|------|------|-------|-----------|
| Average RPI Win: | 256 | WON-LOST | WINNING | LAST 10 | STRENGTH OF | OPP. STRENGTH | TEAM | ADJ. | CONF. | ADJ CONF. |
| Average RPI Loss: | 209 | RECORD | PCT. RANK | GAMES | SCHEDULE | OF SCHEDULE | RPI | RPI | RPI | RPI |
| DIV. I ONLY | 8- 10 | 208 | 3- 7 | 304 | 322 | 232 | 232 | 32 | 32 | |
| DIV. I NON-CONF. | 5- 5 | 165 | 2- 2 | 196 | 229 | 123 | 123 | 31 | 31 | |
| TOTALS | RPI 1-25 | RPI 26-50 | W-L RECORDS | RPI 51-100 | RPI 101-150 | RPI 150+ | | | | |
| 8- 10 | 0- 1 | 0- 1 | OVERALL | 0- 1 | 1- 1 | 7- 6 | | | | |
| 1- 3 | 0- 0 | 0- 0 | HOME | 0- 0 | 0- 0 | 1- 3 | | | | |
| 6- 7 | 0- 1 | 0- 1 | AWAY | 0- 1 | 1- 1 | 5- 3 | | | | |
| 1- 0 | 0- 0 | 0- 0 | NEUTRAL | 0- 0 | 0- 0 | 1- 0 | | | | |
| 5- 5 | 0- 1 | 0- 1 | NON-CONFERENCE | 0- 1 | 0- 1 | 5- 1 | | | | |
| 1- 0 | 0- 0 | 0- 0 | HOME | 0- 0 | 0- 0 | 1- 0 | | | | |
| 3- 5 | 0- 1 | 0- 1 | AWAY | 0- 1 | 0- 1 | 3- 1 | | | | |
| 1- 0 | 0- 0 | 0- 0 | NEUTRAL | 0- 0 | 0- 0 | 1- 0 | | | | |
| 3- 5 | 0- 0 | 0- 0 | CONFERENCE | 0- 0 | 1- 0 | 2- 5 | | | | |
| 0- 3 | 0- 0 | 0- 0 | HOME | 0- 0 | 0- 0 | 0- 3 | | | | |
| 3- 2 | 0- 0 | 0- 0 | AWAY | 0- 0 | 1- 0 | 2- 2 | | | | |
| 0- 0 | 0- 0 | 0- 0 | NEUTRAL | 0- 0 | 0- 0 | 0- 0 | | | | |

| RPI 1-25 | | | | RPI 26-50 | | | | RPI 51-100 | | | | RPI 101+ Team's RPI: 232 | | | |
|---------------------------|---|--------------------|--------|-----------|---|--------------------|-------|------------|---|----------|-------|--------------------------|---|--------------------|-------|
| RPI | S | Opponent | Score | RPI | S | Opponent | Score | RPI | S | Opponent | Score | RPI | S | Opponent | Score |
| 18 | A | Maryland | 61 106 | 39 | A | North Carolina St. | 58 77 | 69 | A | Virginia | 50 60 | 106 | A | East Carolina | 58 66 |
| | | | | | | | | | | | | 139 | A | Hampton | 68 65 |
| | | | | | | | | | | | | 221 | N | Saint Francis (PA) | 90 82 |
| | | | | | | | | | | | | 241 | H | Howard | 71 72 |
| | | | | | | | | | | | | 250 | A | UMBC | 70 57 |
| | | | | | | | | | | | | 253 | H | UNCG | 60 53 |
| | | | | | | | | | | | | 256 | A | Bethune-Cookman | 59 56 |
| | | | | | | | | | | | | 274 | A | N.C. A&T | 60 57 |
| | | | | | | | | | | | | 290 | H | Savannah St. | 58 59 |
| | | | | | | | | | | | | 297 | A | USC Upstate | 63 76 |
| | | | | | | | | | | | | 325 | A | Mt. St. Mary's | 63 52 |
| | | | | | | | | | | | | 330 | A | Fla. Atlantic | 76 59 |
| | | | | | | | | | | | | 340 | H | South Carolina St. | 60 67 |
| | | | | | | | | | | | | 341 | A | N.C. Central | 59 68 |
| | | | | | | | | | | | | 345 | A | Florida A&M | 49 59 |
| LAST 12 Division I GAMES: | | | | | | | | | | | | | | | |
| 139 | A | Hampton | 68 65 | 274 | A | N.C. A&T | 60 57 | | | | | | | | |
| 290 | H | Savannah St. | 58 59 | 341 | A | N.C. Central | 59 68 | | | | | | | | |
| 340 | H | South Carolina St. | 60 67 | 297 | A | USC Upstate | 63 76 | | | | | | | | |
| 345 | A | Florida A&M | 49 59 | 69 | A | Virginia | 50 60 | | | | | | | | |
| 256 | A | Bethune-Cookman | 59 56 | 330 | A | Fla. Atlantic | 76 59 | | | | | | | | |
| 241 | H | Howard | 71 72 | 221 | N | Saint Francis (PA) | 90 82 | | | | | | | | |

Non-Div I Games: Cheyney 75 38

UMES

■ Loss,
 ■ Non-Conf,
 ■ S Site,
 ■ Home
 ■ A Away
 N Neutral

| | | | | | | | | | | |
|-------------------|----------|-----------|----------------|------------|-------------|---------------|------|------|-------|-----------|
| Average RPI Win: | 241 | WON-LOST | WINNING | LAST 10 | STRENGTH OF | OPP. STRENGTH | TEAM | ADJ. | CONF. | ADJ CONF. |
| Average RPI Loss: | 186 | RECORD | PCT. RANK | GAMES | SCHEDULE | OF SCHEDULE | RPI | RPI | RPI | RPI |
| DIV. I ONLY | 4- 14 | 308 | 1- 9 | 177 | 335 | 305 | 305 | 29 | 29 | |
| DIV. I NON-CONF. | 3- 8 | 262 | 0- 5 | 169 | 290 | 272 | 272 | 29 | 29 | |
| TOTALS | RPI 1-25 | RPI 26-50 | W-L RECORDS | RPI 51-100 | RPI 101-150 | RPI 150+ | | | | |
| 4- 14 | 0- 0 | 0- 0 | OVERALL | 0- 2 | 1- 1 | 3- 11 | | | | |
| 2- 8 | 0- 0 | 0- 0 | HOME | 0- 2 | 0- 1 | 2- 5 | | | | |
| 2- 6 | 0- 0 | 0- 0 | AWAY | 0- 0 | 1- 0 | 1- 6 | | | | |
| 0- 0 | 0- 0 | 0- 0 | NEUTRAL | 0- 0 | 0- 0 | 0- 0 | | | | |
| 3- 8 | 0- 0 | 0- 0 | NON-CONFERENCE | 0- 2 | 1- 1 | 2- 5 | | | | |
| 1- 6 | 0- 0 | 0- 0 | HOME | 0- 2 | 0- 1 | 1- 3 | | | | |
| 2- 2 | 0- 0 | 0- 0 | AWAY | 0- 0 | 1- 0 | 1- 2 | | | | |
| 0- 0 | 0- 0 | 0- 0 | NEUTRAL | 0- 0 | 0- 0 | 0- 0 | | | | |
| 1- 6 | 0- 0 | 0- 0 | CONFERENCE | 0- 0 | 0- 0 | 1- 6 | | | | |
| 1- 2 | 0- 0 | 0- 0 | HOME | 0- 0 | 0- 0 | 1- 2 | | | | |
| 0- 4 | 0- 0 | 0- 0 | AWAY | 0- 0 | 0- 0 | 0- 4 | | | | |
| 0- 0 | 0- 0 | 0- 0 | NEUTRAL | 0- 0 | 0- 0 | 0- 0 | | | | |

| RPI 1-25 | | | RPI 26-50 | | | RPI 51-100 | | | RPI 101+ | | | Team's RPI: 305 |
|---------------------------|---|-----------------|-----------|-----|-----|------------|-----------------|-----|----------|----------|---------------------|-----------------|
| RPI | S | Opponent | Score | RPI | S | Opponent | Score | RPI | S | Opponent | Score | |
| | | | | | | 86 | H Northern Ill. | 75 | 86 | 115 | A Abilene Christian | 71 68 |
| | | | | | | 96 | H Western Ill. | 65 | 78 | 137 | H Tulsa | 70 80 |
| | | | | | | | | | | 158 | A La Salle | 59 64 |
| | | | | | | | | | | 163 | H Omaha | 57 80 |
| | | | | | | | | | | 167 | H Western Mich. | 54 66 |
| | | | | | | | | | | 171 | A Wichita St. | 56 54 |
| | | | | | | | | | | 176 | A New Mexico St. | 72 78 |
| | | | | | | | | | | 176 | H New Mexico St. | 43 60 |
| | | | | | | | | | | 198 | H Southern Ill. | 69 77 |
| | | | | | | | | | | 214 | A Grand Canyon | 64 75 |
| | | | | | | | | | | 230 | H Seattle U | 65 75 |
| | | | | | | | | | | 245 | A Stony Brook | 55 57 |
| | | | | | | | | | | 259 | A UTRGV | 39 74 |
| | | | | | | | | | | 300 | A CSU Bakersfield | 33 52 |
| | | | | | | | | | | 331 | H Utah Valley | 66 63 |
| | | | | | | | | | | 348 | H Morgan St. | 64 56 |
| LAST 12 Division I GAMES: | | | | | | | | | | | | |
| 300 | A | CSU Bakersfield | 33 | 52 | 176 | A | New Mexico St. | 72 | 78 | | | |
| 214 | A | Grand Canyon | 64 | 75 | 245 | A | Stony Brook | 55 | 57 | | | |
| 176 | H | New Mexico St. | 43 | 60 | 158 | A | La Salle | 59 | 64 | | | |
| 331 | H | Utah Valley | 66 | 63 | 86 | H | Northern Ill. | 75 | 86 | | | |
| 230 | H | Seattle U | 65 | 75 | 198 | H | Southern Ill. | 69 | 77 | | | |
| 259 | A | UTRGV | 39 | 74 | 163 | H | Omaha | 57 | 80 | | | |

Non-Div I Games: Cent. Christian (KS111 43 Mo.-St. Louis 60 45

UMKC

Loss, Non-Conf, S Site, H Home A Away N Neutral

| | | | | | | | | | | |
|-------------------|----------|-----------|----------------|------------|-------------|---------------|------|------|-------|-----------|
| Average RPI Win: | 305 | WON-LOST | WINNING | LAST 10 | STRENGTH OF | OPP. STRENGTH | TEAM | ADJ. | CONF. | ADJ CONF. |
| Average RPI Loss: | 195 | RECORD | PCT. RANK | GAMES | SCHEDULE | OF SCHEDULE | RPI | RPI | RPI | RPI |
| DIV. I ONLY | 2- 19 | 341 | 0- 9 | 263 | 285 | 337 | 337 | 19 | 19 | |
| DIV. I NON-CONF. | 2- 10 | 305 | 1- 1 | 304 | 331 | 344 | 344 | 21 | 21 | |
| TOTALS | RPI 1-25 | RPI 26-50 | W-L RECORDS | RPI 51-100 | RPI 101-150 | RPI 150+ | | | | |
| 2- 19 | 0- 1 | 0- 0 | OVERALL | 0- 2 | 0- 3 | 2- 13 | | | | |
| 2- 8 | 0- 0 | 0- 0 | HOME | 0- 1 | 0- 1 | 2- 6 | | | | |
| 0- 11 | 0- 1 | 0- 0 | AWAY | 0- 1 | 0- 2 | 0- 7 | | | | |
| 0- 0 | 0- 0 | 0- 0 | NEUTRAL | 0- 0 | 0- 0 | 0- 0 | | | | |
| 2- 10 | 0- 1 | 0- 0 | NON-CONFERENCE | 0- 1 | 0- 1 | 2- 7 | | | | |
| 2- 3 | 0- 0 | 0- 0 | HOME | 0- 0 | 0- 0 | 2- 3 | | | | |
| 0- 7 | 0- 1 | 0- 0 | AWAY | 0- 1 | 0- 1 | 0- 4 | | | | |
| 0- 0 | 0- 0 | 0- 0 | NEUTRAL | 0- 0 | 0- 0 | 0- 0 | | | | |
| 0- 9 | 0- 0 | 0- 0 | CONFERENCE | 0- 1 | 0- 2 | 0- 6 | | | | |
| 0- 5 | 0- 0 | 0- 0 | HOME | 0- 1 | 0- 1 | 0- 3 | | | | |
| 0- 4 | 0- 0 | 0- 0 | AWAY | 0- 0 | 0- 1 | 0- 3 | | | | |
| 0- 0 | 0- 0 | 0- 0 | NEUTRAL | 0- 0 | 0- 0 | 0- 0 | | | | |

| RPI 1-25 | | | | RPI 26-50 | | | | RPI 51-100 | | | | RPI 101+ Team's RPI: 337 | | | |
|---------------------------|---|---------------|--------|-----------|---|-------------|-------|------------|---|---------------|-------|--------------------------|---|---------------------|-------|
| RPI | S | Opponent | Score | RPI | S | Opponent | Score | RPI | S | Opponent | Score | RPI | S | Opponent | Score |
| 18 | A | Maryland | 44 100 | | | | | 52 | A | Indiana | 45 79 | 119 | H | Maine | 44 65 |
| | | | | | | | | 85 | H | New Hampshire | 57 76 | 129 | A | Hartford | 59 80 |
| | | | | | | | | | | | | 144 | A | Columbia | 57 76 |
| | | | | | | | | | | | | 155 | A | Towson | 56 90 |
| | | | | | | | | | | | | 169 | A | Albany (NY) | 69 93 |
| | | | | | | | | | | | | 169 | H | Albany (NY) | 60 79 |
| | | | | | | | | | | | | 186 | H | Fairfield | 41 65 |
| | | | | | | | | | | | | 196 | H | Binghamton | 48 58 |
| | | | | | | | | | | | | 245 | A | Stony Brook | 53 83 |
| | | | | | | | | | | | | 250 | A | UMBC | 72 79 |
| | | | | | | | | | | | | 267 | H | Colgate | 82 77 |
| | | | | | | | | | | | | 273 | A | Boston U. | 56 66 |
| | | | | | | | | | | | | 280 | H | Vermont | 46 61 |
| | | | | | | | | | | | | 293 | A | Bryant | 62 73 |
| | | | | | | | | | | | | 294 | H | Rhode Island | 57 64 |
| | | | | | | | | | | | | 315 | A | Holy Cross | 47 62 |
| | | | | | | | | | | | | 335 | H | Longwood | 59 72 |
| | | | | | | | | | | | | 343 | H | Fairleigh Dickinson | 61 55 |
| LAST 12 Division I GAMES: | | | | | | | | | | | | | | | |
| 169 | H | Albany (NY) | 60 79 | 119 | H | Maine | 44 65 | | | | | | | | |
| 85 | H | New Hampshire | 57 76 | 196 | H | Binghamton | 48 58 | | | | | | | | |
| 250 | A | UMBC | 72 79 | 169 | A | Albany (NY) | 69 93 | | | | | | | | |
| 280 | H | Vermont | 46 61 | 293 | A | Bryant | 62 73 | | | | | | | | |
| 245 | A | Stony Brook | 53 83 | 267 | H | Colgate | 82 77 | | | | | | | | |
| 129 | A | Hartford | 59 80 | 315 | A | Holy Cross | 47 62 | | | | | | | | |

Non-Div I Games: Keene St. 74 48

UMass Lowell

■ Loss,
 ■ Non-Conf, S Site,
 ■ Home
 ■ Away
 N Neutral

UNC Asheville

Through Games Of Feb. 1, 2017

| Average RPI Win: | 281 | WON-LOST | WINNING | LAST 10 | STRENGTH OF | OPP. STRENGTH | TEAM | ADJ. | CONF. | ADJ CONF. |
|-------------------|----------|-----------|----------------|------------|-------------|---------------|------|------|-------|-----------|
| Average RPI Loss: | 172 | RECORD | PCT. RANK | GAMES | SCHEDULE | OF SCHEDULE | RPI | RPI | RPI | RPI |
| DIV. I ONLY | 10- 9 | 151 | 5- 5 | 288 | 299 | 208 | 208 | 28 | 28 | |
| DIV. I NON-CONF. | 5- 5 | 165 | 0- 3 | 192 | 245 | 154 | 154 | 28 | 28 | |
| TOTALS | RPI 1-25 | RPI 26-50 | W-L RECORDS | RPI 51-100 | RPI 101-150 | RPI 150+ | | | | |
| 10- 9 | 0- 1 | 0- 1 | OVERALL | 0- 0 | 0- 2 | 10- 5 | | | | |
| 5- 3 | 0- 0 | 0- 0 | HOME | 0- 0 | 0- 1 | 5- 2 | | | | |
| 5- 5 | 0- 0 | 0- 1 | AWAY | 0- 0 | 0- 1 | 5- 0 | | | | |
| 0- 1 | 0- 1 | 0- 0 | NEUTRAL | 0- 0 | 0- 0 | 0- 0 | | | | |
| 5- 5 | 0- 1 | 0- 1 | NON-CONFERENCE | 0- 0 | 0- 1 | 5- 2 | | | | |
| 3- 0 | 0- 0 | 0- 0 | HOME | 0- 0 | 0- 0 | 3- 0 | | | | |
| 2- 4 | 0- 0 | 0- 1 | AWAY | 0- 0 | 0- 1 | 2- 2 | | | | |
| 0- 1 | 0- 1 | 0- 0 | NEUTRAL | 0- 0 | 0- 0 | 0- 0 | | | | |
| 5- 4 | 0- 0 | 0- 0 | CONFERENCE | 0- 0 | 0- 1 | 5- 3 | | | | |
| 2- 3 | 0- 0 | 0- 0 | HOME | 0- 0 | 0- 1 | 2- 2 | | | | |
| 3- 1 | 0- 0 | 0- 0 | AWAY | 0- 0 | 0- 0 | 3- 1 | | | | |
| 0- 0 | 0- 0 | 0- 0 | NEUTRAL | 0- 0 | 0- 0 | 0- 0 | | | | |

| RPI S | Opponent | Score | RPI S | Opponent | Score | RPI S | Opponent | Score | RPI S | Opponent | Score | Team's RPI: 208 |
|---------------------------|----------------|-------|-------|-----------------|-------|-------|----------|-------|-------|-----------------|-------|-----------------|
| 20 N | Harvard | 62 79 | 41 A | Virginia Tech | 52 71 | | | | 121 H | Radford | 62 64 | |
| | | | | | | | | | 122 A | Fordham | 42 55 | |
| | | | | | | | | | 190 A | Appalachian St. | 51 81 | |
| | | | | | | | | | 227 H | Wofford | 84 65 | |
| | | | | | | | | | 228 H | Campbell | 55 61 | |
| | | | | | | | | | 236 A | Furman | 51 63 | |
| | | | | | | | | | 242 A | Presbyterian | 67 60 | |
| | | | | | | | | | 253 A | UNCG | 77 63 | |
| | | | | | | | | | 262 H | Tennessee Tech | 77 65 | |
| | | | | | | | | | 277 H | Liberty | 64 54 | |
| | | | | | | | | | 278 A | Gardner-Webb | 52 55 | |
| | | | | | | | | | 289 H | Charleston So. | 56 47 | |
| | | | | | | | | | 297 A | USC Upstate | 70 59 | |
| | | | | | | | | | 303 H | Western Caro. | 62 53 | |
| | | | | | | | | | 311 H | High Point | 60 76 | |
| | | | | | | | | | 326 A | Winthrop | 68 53 | |
| | | | | | | | | | 335 A | Longwood | 80 53 | |
| LAST 12 Division I GAMES: | | | | | | | | | | | | |
| 289 H | Charleston So. | 56 47 | 326 A | Winthrop | 68 53 | | | | | | | |
| 121 H | Radford | 62 64 | 335 A | Longwood | 80 53 | | | | | | | |
| 242 A | Presbyterian | 67 60 | 228 H | Campbell | 55 61 | | | | | | | |
| 277 H | Liberty | 64 54 | 122 A | Fordham | 42 55 | | | | | | | |
| 278 A | Gardner-Webb | 52 55 | 20 N | Harvard | 62 79 | | | | | | | |
| 311 H | High Point | 60 76 | 190 A | Appalachian St. | 51 81 | | | | | | | |

Non-Div I Games: Warren Wilson 113 51

UNC Asheville

Loss, Non-Conf, S Site, H Home A Away N Neutral

| | | | | | | | | | | |
|-------------------|----------|-----------|----------------|------------|-------------|---------------|------|------|-------|-----------|
| Average RPI Win: | 282 | WON-LOST | WINNING | LAST 10 | STRENGTH OF | OPP. STRENGTH | TEAM | ADJ. | CONF. | ADJ CONF. |
| Average RPI Loss: | 185 | RECORD | PCT. RANK | GAMES | SCHEDULE | OF SCHEDULE | RPI | RPI | RPI | RPI |
| DIV. I ONLY | 8- 11 | 220 | 5- 5 | 259 | 329 | 253 | 253 | 18 | 18 | |
| DIV. I NON-CONF. | 5- 6 | 186 | 4- 0 | 303 | 345 | 265 | 265 | 22 | 22 | |
| TOTALS | RPI 1-25 | RPI 26-50 | W-L RECORDS | RPI 51-100 | RPI 101-150 | RPI 150+ | | | | |
| 8- 11 | 0- 0 | 0- 0 | OVERALL | 0- 0 | 0- 4 | 8- 7 | | | | |
| 5- 4 | 0- 0 | 0- 0 | HOME | 0- 0 | 0- 2 | 5- 2 | | | | |
| 3- 7 | 0- 0 | 0- 0 | AWAY | 0- 0 | 0- 2 | 3- 5 | | | | |
| 0- 0 | 0- 0 | 0- 0 | NEUTRAL | 0- 0 | 0- 0 | 0- 0 | | | | |
| 5- 6 | 0- 0 | 0- 0 | NON-CONFERENCE | 0- 0 | 0- 2 | 5- 4 | | | | |
| 2- 3 | 0- 0 | 0- 0 | HOME | 0- 0 | 0- 1 | 2- 2 | | | | |
| 3- 3 | 0- 0 | 0- 0 | AWAY | 0- 0 | 0- 1 | 3- 2 | | | | |
| 0- 0 | 0- 0 | 0- 0 | NEUTRAL | 0- 0 | 0- 0 | 0- 0 | | | | |
| 3- 5 | 0- 0 | 0- 0 | CONFERENCE | 0- 0 | 0- 2 | 3- 3 | | | | |
| 3- 1 | 0- 0 | 0- 0 | HOME | 0- 0 | 0- 1 | 3- 0 | | | | |
| 0- 4 | 0- 0 | 0- 0 | AWAY | 0- 0 | 0- 1 | 0- 3 | | | | |
| 0- 0 | 0- 0 | 0- 0 | NEUTRAL | 0- 0 | 0- 0 | 0- 0 | | | | |

| RPI 1-25 | | | RPI 26-50 | | | RPI 51-100 | | | RPI 101+ | | | Team's RPI: 253 |
|---------------------------|---|----------|-----------|-----|---|------------|-------|-----|----------|----------------|-------|-----------------|
| RPI | S | Opponent | Score | RPI | S | Opponent | Score | RPI | S | Opponent | Score | |
| | | | | | | | | 102 | A | Chattanooga | 55 | 58 |
| | | | | | | | | 118 | H | Mercer | 64 | 77 |
| | | | | | | | | 121 | H | Radford | 54 | 70 |
| | | | | | | | | 123 | A | VCU | 54 | 65 |
| | | | | | | | | 178 | A | ETSU | 52 | 60 |
| | | | | | | | | 208 | H | UNC Asheville | 63 | 77 |
| | | | | | | | | 226 | H | Samford | 64 | 40 |
| | | | | | | | | 227 | A | Wofford | 48 | 54 |
| | | | | | | | | 227 | H | Wofford | 67 | 61 |
| | | | | | | | | 232 | A | UMES | 53 | 60 |
| | | | | | | | | 236 | A | Furman | 55 | 65 |
| | | | | | | | | 242 | H | Presbyterian | 62 | 69 |
| | | | | | | | | 252 | A | Murray St. | 70 | 81 |
| | | | | | | | | 262 | A | Tennessee Tech | 65 | 59 |
| | | | | | | | | 269 | H | Norfolk St. | 59 | 52 |
| | | | | | | | | 303 | H | Western Caro. | 62 | 45 |
| | | | | | | | | 311 | A | High Point | 69 | 67 |
| | | | | | | | | 313 | H | Eastern Ky. | 81 | 66 |
| | | | | | | | | 341 | A | N.C. Central | 64 | 51 |
| LAST 12 Division I GAMES: | | | | | | | | | | | | |
| | | | | | | | | 227 | H | Wofford | 67 | 61 |
| | | | | | | | | 227 | A | Wofford | 48 | 54 |
| | | | | | | | | 303 | H | Western Caro. | 62 | 45 |
| | | | | | | | | 236 | A | Furman | 55 | 65 |
| | | | | | | | | 102 | A | Chattanooga | 55 | 58 |
| | | | | | | | | 311 | A | High Point | 69 | 67 |
| | | | | | | | | 178 | A | ETSU | 52 | 60 |
| | | | | | | | | 313 | H | Eastern Ky. | 81 | 66 |
| | | | | | | | | 269 | H | Norfolk St. | 59 | 52 |
| | | | | | | | | 226 | H | Samford | 64 | 40 |
| | | | | | | | | 341 | A | N.C. Central | 64 | 51 |
| | | | | | | | | 118 | H | Mercer | 64 | 77 |

Non-Div I Games: Barton 70 48 Greensboro 83 26 UNC Pembroke 72 69 Brevard 77 34 UNCG

| | | | | | | | | | |
|------------------------------|--------------|------------|----------------|-------------|---------------|------------|------------|----------|-----------|
| Average RPI Win: 227 | WON-LOST | WINNING | LAST 10 | STRENGTH OF | OPP. STRENGTH | TEAM | ADJ. | CONF. | ADJ CONF. |
| Average RPI Loss: 116 | RECORD | PCT. RANK | GAMES | SCHEDULE | OF SCHEDULE | RPI | RPI | RPI | RPI |
| DIV. I ONLY | 7- 12 | 241 | 3- 7 | 181 | 96 | 219 | 219 | 8 | 8 |
| DIV. I NON-CONF. | 4- 6 | 209 | 0- 2 | 219 | 124 | 215 | 215 | 8 | 8 |
| TOTALS | RPI 1-25 | RPI 26-50 | W-L RECORDS | RPI 51-100 | RPI 101-150 | RPI 150+ | | | |
| 7- 12 | 0- 1 | 0- 2 | OVERALL | 0- 1 | 0- 3 | 7- 5 | | | |
| 4- 6 | 0- 0 | 0- 0 | HOME | 0- 1 | 0- 2 | 4- 3 | | | |
| 3- 6 | 0- 1 | 0- 2 | AWAY | 0- 0 | 0- 1 | 3- 2 | | | |
| 0- 0 | 0- 0 | 0- 0 | NEUTRAL | 0- 0 | 0- 0 | 0- 0 | | | |
| 4- 6 | 0- 1 | 0- 1 | NON-CONFERENCE | 0- 0 | 0- 1 | 4- 3 | | | |
| 2- 3 | 0- 0 | 0- 0 | HOME | 0- 0 | 0- 0 | 2- 3 | | | |
| 2- 3 | 0- 1 | 0- 1 | AWAY | 0- 0 | 0- 1 | 2- 0 | | | |
| 0- 0 | 0- 0 | 0- 0 | NEUTRAL | 0- 0 | 0- 0 | 0- 0 | | | |
| 3- 6 | 0- 0 | 0- 1 | CONFERENCE | 0- 1 | 0- 2 | 3- 2 | | | |
| 2- 3 | 0- 0 | 0- 0 | HOME | 0- 1 | 0- 2 | 2- 0 | | | |
| 1- 3 | 0- 0 | 0- 1 | AWAY | 0- 0 | 0- 0 | 1- 2 | | | |
| 0- 0 | 0- 0 | 0- 0 | NEUTRAL | 0- 0 | 0- 0 | 0- 0 | | | |

| RPI 1-25 | | | | RPI 26-50 | | | | RPI 51-100 | | | | RPI 101+ Team's RPI: 219 | | | |
|---------------------------|---|--------------------|--------------|-----------|---|--------------------|--------------|------------|---|----------|--------------|--------------------------|---|--------------------|--------------|
| RPI | S | Opponent | Score | RPI | S | Opponent | Score | RPI | S | Opponent | Score | RPI | S | Opponent | Score |
| 14 | A | Tennessee | 54 90 | 39 | A | North Carolina St. | 54 86 | 68 | H | Drexel | 38 71 | 106 | A | East Carolina | 65 75 |
| | | | | 44 | A | James Madison | 51 73 | | | | | 110 | H | Delaware | 52 63 |
| | | | | | | | | | | | | 127 | H | William & Mary | 43 57 |
| | | | | | | | | | | | | 152 | H | Providence | 49 65 |
| | | | | | | | | | | | | 155 | H | Towson | 59 56 |
| | | | | | | | | | | | | 157 | A | Northeastern | 47 55 |
| | | | | | | | | | | | | 158 | H | La Salle | 48 64 |
| | | | | | | | | | | | | 179 | A | Hofstra | 56 54 |
| | | | | | | | | | | | | 194 | A | Col. of Charleston | 37 76 |
| | | | | | | | | | | | | 194 | H | Col. of Charleston | 67 61 |
| | | | | | | | | | | | | 227 | H | Wofford | 67 71 |
| | | | | | | | | | | | | 236 | H | Furman | 56 52 |
| | | | | | | | | | | | | 263 | A | Georgia St. | 72 66 |
| | | | | | | | | | | | | 269 | H | Norfolk St. | 64 56 |
| | | | | | | | | | | | | 292 | A | Davidson | 67 58 |
| LAST 12 Division I GAMES: | | | | | | | | | | | | | | | |
| 194 | H | Col. of Charleston | 67 61 | 194 | A | Col. of Charleston | 37 76 | | | | | | | | |
| 155 | H | Towson | 59 56 | 110 | H | Delaware | 52 63 | | | | | | | | |
| 157 | A | Northeastern | 47 55 | 44 | A | James Madison | 51 73 | | | | | | | | |
| 179 | A | Hofstra | 56 54 | 14 | A | Tennessee | 54 90 | | | | | | | | |
| 127 | H | William & Mary | 43 57 | 227 | H | Wofford | 67 71 | | | | | | | | |
| 68 | H | Drexel | 38 71 | 236 | H | Furman | 56 52 | | | | | | | | |

Non-Div I Games: Catawba 91 65

UNCW

■ Loss,
 ■ Non-Conf, S Site,
 ■ Home
 ■ Away
 N Neutral

| | | | | | | | | | | |
|-------------------|----------|-----------|----------------|------------|-------------|---------------|------|------|-------|-----------|
| Average RPI Win: | 182 | WON-LOST | WINNING | LAST 10 | STRENGTH OF | OPP. STRENGTH | TEAM | ADJ. | CONF. | ADJ CONF. |
| Average RPI Loss: | 53 | RECORD | PCT. RANK | GAMES | SCHEDULE | OF SCHEDULE | RPI | RPI | RPI | RPI |
| DIV. I ONLY | 14- 5 | 48 | 9- 1 | 110 | 87 | 58 | 58 | 16 | 16 | |
| DIV. I NON-CONF. | 6- 4 | 126 | 3- 0 | 27 | 9 | 46 | 46 | 14 | 14 | |
| TOTALS | RPI 1-25 | RPI 26-50 | W-L RECORDS | RPI 51-100 | RPI 101-150 | RPI 150+ | | | | |
| 14- 5 | 1- 0 | 1- 3 | OVERALL | 1- 2 | 1- 0 | 10- 0 | | | | |
| 7- 2 | 1- 0 | 1- 2 | HOME | 0- 0 | 1- 0 | 4- 0 | | | | |
| 5- 3 | 0- 0 | 0- 1 | AWAY | 1- 2 | 0- 0 | 4- 0 | | | | |
| 2- 0 | 0- 0 | 0- 0 | NEUTRAL | 0- 0 | 0- 0 | 2- 0 | | | | |
| 6- 4 | 1- 0 | 1- 2 | NON-CONFERENCE | 1- 2 | 1- 0 | 2- 0 | | | | |
| 3- 1 | 1- 0 | 1- 1 | HOME | 0- 0 | 1- 0 | 0- 0 | | | | |
| 1- 3 | 0- 0 | 0- 1 | AWAY | 1- 2 | 0- 0 | 0- 0 | | | | |
| 2- 0 | 0- 0 | 0- 0 | NEUTRAL | 0- 0 | 0- 0 | 2- 0 | | | | |
| 8- 1 | 0- 0 | 0- 1 | CONFERENCE | 0- 0 | 0- 0 | 8- 0 | | | | |
| 4- 1 | 0- 0 | 0- 1 | HOME | 0- 0 | 0- 0 | 4- 0 | | | | |
| 4- 0 | 0- 0 | 0- 0 | AWAY | 0- 0 | 0- 0 | 4- 0 | | | | |
| 0- 0 | 0- 0 | 0- 0 | NEUTRAL | 0- 0 | 0- 0 | 0- 0 | | | | |

| RPI 1-25 | | | | RPI 26-50 | | | | RPI 51-100 | | | | Team's RPI: 58 | RPI 101+ | | | |
|---------------------------|---|------------|-------|-----------|---|------------------|-------|------------|---|---------------|-------|----------------|----------|---|----------------|-------|
| RPI | S | Opponent | Score | RPI | S | Opponent | Score | RPI | S | Opponent | Score | | RPI | S | Opponent | Score |
| 16 | H | Kansas St. | 67 59 | 28 | H | Creighton | 50 49 | 54 | A | Iowa | 39 88 | | 148 | H | North Dakota | 74 53 |
| | | | | 34 | H | Drake | 79 88 | 67 | A | IUPUI | 69 62 | | 151 | N | Idaho | 76 74 |
| | | | | 38 | H | South Dakota St. | 50 61 | 94 | A | Iowa St. | 68 76 | | 160 | A | Missouri St. | 61 54 |
| | | | | 47 | A | Oklahoma St. | 57 81 | | | | | | 171 | A | Wichita St. | 63 61 |
| | | | | | | | | | | | | | 187 | H | Indiana St. | 59 47 |
| | | | | | | | | | | | | | 198 | H | Southern Ill. | 79 49 |
| | | | | | | | | | | | | | 234 | A | Bradley | 72 53 |
| | | | | | | | | | | | | | 279 | H | Evansville | 54 40 |
| | | | | | | | | | | | | | 296 | N | Denver | 79 68 |
| | | | | | | | | | | | | | 302 | H | Loyola Chicago | 68 30 |
| | | | | | | | | | | | | | 314 | A | Illinois St. | 78 40 |
| LAST 12 Division I GAMES: | | | | | | | | | | | | | | | | |
| | | | | 34 | H | Drake | 79 88 | 198 | H | Southern Ill. | 79 49 | | | | | |
| | | | | 302 | H | Loyola Chicago | 68 30 | 171 | A | Wichita St. | 63 61 | | | | | |
| | | | | 187 | H | Indiana St. | 59 47 | 160 | A | Missouri St. | 61 54 | | | | | |
| | | | | 234 | A | Bradley | 72 53 | 16 | H | Kansas St. | 67 59 | | | | | |
| | | | | 314 | A | Illinois St. | 78 40 | 148 | H | North Dakota | 74 53 | | | | | |
| | | | | 279 | H | Evansville | 54 40 | 28 | H | Creighton | 50 49 | | | | | |

Non-Div I Games: Wis.-Parkside 72 57

UNI

■ Loss,
 ■ Non-Conf,
 ■ S Site,
 ■ H Home
 ■ A Away
 N Neutral

| | | | | | | | | | | |
|-------------------|----------|-----------|----------------|------------|-------------|---------------|------|------|-------|-----------|
| Average RPI Win: | 182 | WON-LOST | WINNING | LAST 10 | STRENGTH OF | OPP. STRENGTH | TEAM | ADJ. | CONF. | ADJ CONF. |
| Average RPI Loss: | 103 | RECORD | PCT. RANK | GAMES | SCHEDULE | OF SCHEDULE | RPI | RPI | RPI | RPI |
| DIV. I ONLY | 14- 7 | 91 | 6- 4 | 91 | 135 | 79 | 79 | 13 | 13 | |
| DIV. I NON-CONF. | 8- 3 | 67 | 1- 1 | 101 | 134 | 72 | 72 | 15 | 15 | |
| TOTALS | RPI 1-25 | RPI 26-50 | W-L RECORDS | RPI 51-100 | RPI 101-150 | RPI 150+ | | | | |
| 14- 7 | 0- 2 | 0- 0 | OVERALL | 3- 3 | 3- 0 | 8- 2 | | | | |
| 7- 2 | 0- 0 | 0- 0 | HOME | 2- 1 | 2- 0 | 3- 1 | | | | |
| 5- 2 | 0- 0 | 0- 0 | AWAY | 1- 1 | 1- 0 | 3- 1 | | | | |
| 2- 3 | 0- 2 | 0- 0 | NEUTRAL | 0- 1 | 0- 0 | 2- 0 | | | | |
| 8- 3 | 0- 2 | 0- 0 | NON-CONFERENCE | 1- 1 | 1- 0 | 6- 0 | | | | |
| 4- 0 | 0- 0 | 0- 0 | HOME | 1- 0 | 1- 0 | 2- 0 | | | | |
| 2- 0 | 0- 0 | 0- 0 | AWAY | 0- 0 | 0- 0 | 2- 0 | | | | |
| 2- 3 | 0- 2 | 0- 0 | NEUTRAL | 0- 1 | 0- 0 | 2- 0 | | | | |
| 6- 4 | 0- 0 | 0- 0 | CONFERENCE | 2- 2 | 2- 0 | 2- 2 | | | | |
| 3- 2 | 0- 0 | 0- 0 | HOME | 1- 1 | 1- 0 | 1- 1 | | | | |
| 3- 2 | 0- 0 | 0- 0 | AWAY | 1- 1 | 1- 0 | 1- 1 | | | | |
| 0- 0 | 0- 0 | 0- 0 | NEUTRAL | 0- 0 | 0- 0 | 0- 0 | | | | |

| RPI 1-25 | | | | RPI 26-50 | | | | RPI 51-100 | | | | Team's RPI: 79 | | RPI 101+ | | | |
|---------------------------|---|------------|-------|-----------|---|---------------|-------|------------|-------|---------------------|-------|----------------|---|----------------|-------|----------------|-------|
| RPI | S | Opponent | Score | RPI | S | Opponent | Score | RPI | S | Opponent | Score | | | RPI | S | Opponent | Score |
| 7 | N | Oregon St. | 59 62 | | | | | 71 | H | Southern California | 77 66 | | | 103 | H | Ole Miss | 64 57 |
| 23 | N | South Fla. | 42 77 | | | | | 75 | A | Boise St. | 58 55 | | | 147 | A | New Mexico | 61 52 |
| | | | | | | | | 76 | H | Colorado St. | 37 57 | | | 147 | H | New Mexico | 56 42 |
| | | | | | | | | 98 | A | Wyoming | 57 79 | | | 151 | N | Idaho | 73 61 |
| | | | | | | | | 98 | H | Wyoming | 51 46 | | | 175 | H | Houston | 64 53 |
| | | | | | | | | 100 | N | BYU | 54 63 | | | 176 | N | New Mexico St. | 52 47 |
| | | | | | | | | | | | | | | 191 | H | San Jose St. | 65 76 |
| | | | | | | | | | | | | | | 210 | H | Utah St. | 55 53 |
| | | | | | | | | | | | | | | 229 | A | San Diego St. | 68 87 |
| | | | | | | | | | | | | | | 238 | H | Tennessee St. | 69 48 |
| | | | | | | | | | | | | | | 312 | A | Pepperdine | 68 61 |
| | | | | | | | | | | | | | | 319 | A | Air Force | 60 56 |
| | | | | | | | | | | | | | | 327 | A | UC Irvine | 62 46 |
| LAST 12 Division I GAMES: | | | | | | | | | | | | | | | | | |
| | | | | 147 | A | New Mexico | 61 52 | | | | | 210 | H | Utah St. | 55 53 | | |
| | | | | 191 | H | San Jose St. | 65 76 | | | | | 75 | A | Boise St. | 58 55 | | |
| | | | | | | 98 | H | Wyoming | 51 46 | | | | | 98 | A | Wyoming | 57 79 |
| | | | | 319 | A | Air Force | 60 56 | | | | | 76 | H | Colorado St. | 37 57 | | |
| | | | | 229 | A | San Diego St. | 68 87 | | | | | 23 | N | South Fla. | 42 77 | | |
| | | | | 147 | H | New Mexico | 56 42 | | | | | 176 | N | New Mexico St. | 52 47 | | |

Non-Div I Games: Concordia (CA) 102 46

UNLV

■ Loss,
■ Non-Conf, S Site,
■ Home
■ Away
N Neutral

| | | | | | | | | | | |
|-------------------|--------------|------------|----------------|------------|-------------|---------------|------------|-----------|-----------|-----------|
| Average RPI Win: | 292 | WON-LOST | WINNING | LAST 10 | STRENGTH OF | OPP. STRENGTH | TEAM | ADJ. | CONF. | ADJ CONF. |
| Average RPI Loss: | 178 | RECORD | PCT. RANK | GAMES | SCHEDULE | OF SCHEDULE | RPI | RPI | RPI | RPI |
| DIV. I ONLY | 5- 13 | 284 | 3- 7 | 234 | 314 | 297 | 297 | 23 | 23 | |
| DIV. I NON-CONF. | 4- 8 | 230 | 3- 3 | 258 | 327 | 273 | 273 | 24 | 24 | |
| TOTALS | RPI 1-25 | RPI 26-50 | W-L RECORDS | RPI 51-100 | RPI 101-150 | RPI 150+ | | | | |
| 5- 13 | 0- 0 | 0- 1 | OVERALL | 0- 3 | 0- 1 | 5- 8 | | | | |
| 2- 7 | 0- 0 | 0- 0 | HOME | 0- 1 | 0- 1 | 2- 5 | | | | |
| 3- 6 | 0- 0 | 0- 1 | AWAY | 0- 2 | 0- 0 | 3- 3 | | | | |
| 0- 0 | 0- 0 | 0- 0 | NEUTRAL | 0- 0 | 0- 0 | 0- 0 | | | | |
| 4- 8 | 0- 0 | 0- 1 | NON-CONFERENCE | 0- 1 | 0- 1 | 4- 5 | | | | |
| 1- 4 | 0- 0 | 0- 0 | HOME | 0- 0 | 0- 1 | 1- 3 | | | | |
| 3- 4 | 0- 0 | 0- 1 | AWAY | 0- 1 | 0- 0 | 3- 2 | | | | |
| 0- 0 | 0- 0 | 0- 0 | NEUTRAL | 0- 0 | 0- 0 | 0- 0 | | | | |
| 1- 5 | 0- 0 | 0- 0 | CONFERENCE | 0- 2 | 0- 0 | 1- 3 | | | | |
| 1- 3 | 0- 0 | 0- 0 | HOME | 0- 1 | 0- 0 | 1- 2 | | | | |
| 0- 2 | 0- 0 | 0- 0 | AWAY | 0- 1 | 0- 0 | 0- 1 | | | | |
| 0- 0 | 0- 0 | 0- 0 | NEUTRAL | 0- 0 | 0- 0 | 0- 0 | | | | |

| RPI 1-25 | | | | RPI 26-50 | | | | RPI 51-100 | | | | RPI 101+ Team's RPI: 297 | | | |
|---------------------------|---|---------------|-------|-----------|---|--------------------|-------|------------|---|--------------|-------|--------------------------|---|--------------------|-------|
| RPI | S | Opponent | Score | RPI | S | Opponent | Score | RPI | S | Opponent | Score | RPI | S | Opponent | Score |
| | | | | 50 | A | West Virginia | 33 91 | 77 | H | Jacksonville | 47 65 | 127 | H | William & Mary | 46 49 |
| | | | | | | | | 89 | A | FGCU | 43 93 | 162 | A | Stetson | 68 80 |
| | | | | | | | | 93 | A | Purdue | 41 71 | 177 | A | Illinois | 57 77 |
| | | | | | | | | | | | | 208 | H | UNC Asheville | 59 70 |
| | | | | | | | | | | | | 228 | H | Campbell | 41 56 |
| | | | | | | | | | | | | 232 | H | UMES | 76 63 |
| | | | | | | | | | | | | 236 | A | Furman | 37 57 |
| | | | | | | | | | | | | 242 | A | Presbyterian | 55 48 |
| | | | | | | | | | | | | 278 | H | Gardner-Webb | 53 57 |
| | | | | | | | | | | | | 291 | H | North Florida | 67 78 |
| | | | | | | | | | | | | 301 | H | Kennesaw St. | 71 79 |
| | | | | | | | | | | | | 304 | H | NJIT | 75 58 |
| | | | | | | | | | | | | 340 | A | South Carolina St. | 73 67 |
| | | | | | | | | | | | | 341 | A | N.C. Central | 68 58 |
| LAST 12 Division I GAMES: | | | | | | | | | | | | | | | |
| 301 | H | Kennesaw St. | 71 79 | 341 | A | N.C. Central | 68 58 | | | | | | | | |
| 89 | A | FGCU | 43 93 | 232 | H | UMES | 76 63 | | | | | | | | |
| 162 | A | Stetson | 68 80 | 208 | H | UNC Asheville | 59 70 | | | | | | | | |
| 291 | H | North Florida | 67 78 | 228 | H | Campbell | 41 56 | | | | | | | | |
| 77 | H | Jacksonville | 47 65 | 340 | A | South Carolina St. | 73 67 | | | | | | | | |
| 304 | H | NJIT | 75 58 | 50 | A | West Virginia | 33 91 | | | | | | | | |

Non-Div I Games: Bob Jones 92 50 Converse 93 35 Warren Wilson 91 53

USC Upstate

Loss, Non-Conf, S Site, H Home A Away N Neutral

| | | | | | | | | | | |
|-------------------|----------|-----------|----------------|------------|-------------|---------------|------|------|-------|-----------|
| Average RPI Win: | 204 | WON-LOST | WINNING | LAST 10 | STRENGTH OF | OPP. STRENGTH | TEAM | ADJ. | CONF. | ADJ CONF. |
| Average RPI Loss: | 68 | RECORD | PCT. RANK | GAMES | SCHEDULE | OF SCHEDULE | RPI | RPI | RPI | RPI |
| DIV. I ONLY | 13- 4 | 33 | 8- 2 | 112 | 178 | 45 | 45 | 21 | 21 | |
| DIV. I NON-CONF. | 5- 3 | 121 | 0- 1 | 42 | 54 | 50 | 50 | 18 | 18 | |
| TOTALS | RPI 1-25 | RPI 26-50 | W-L RECORDS | RPI 51-100 | RPI 101-150 | RPI 150+ | | | | |
| 13- 4 | 0- 1 | 0- 0 | OVERALL | 1- 2 | 1- 1 | 11- 0 | | | | |
| 6- 1 | 0- 0 | 0- 0 | HOME | 0- 1 | 1- 0 | 5- 0 | | | | |
| 6- 3 | 0- 1 | 0- 0 | AWAY | 1- 1 | 0- 1 | 5- 0 | | | | |
| 1- 0 | 0- 0 | 0- 0 | NEUTRAL | 0- 0 | 0- 0 | 1- 0 | | | | |
| 5- 3 | 0- 1 | 0- 0 | NON-CONFERENCE | 1- 2 | 1- 0 | 3- 0 | | | | |
| 2- 1 | 0- 0 | 0- 0 | HOME | 0- 1 | 1- 0 | 1- 0 | | | | |
| 2- 2 | 0- 1 | 0- 0 | AWAY | 1- 1 | 0- 0 | 1- 0 | | | | |
| 1- 0 | 0- 0 | 0- 0 | NEUTRAL | 0- 0 | 0- 0 | 1- 0 | | | | |
| 8- 1 | 0- 0 | 0- 0 | CONFERENCE | 0- 0 | 0- 1 | 8- 0 | | | | |
| 4- 0 | 0- 0 | 0- 0 | HOME | 0- 0 | 0- 0 | 4- 0 | | | | |
| 4- 1 | 0- 0 | 0- 0 | AWAY | 0- 0 | 0- 1 | 4- 0 | | | | |
| 0- 0 | 0- 0 | 0- 0 | NEUTRAL | 0- 0 | 0- 0 | 0- 0 | | | | |

| RPI 1-25 | | | RPI 26-50 | | Team's RPI: 45 | RPI 51-100 | | | RPI 101+ | | |
|---------------------------|---|-----------------|-----------|-----|----------------|-----------------|-------|-----|----------|-----------------|-------|
| RPI | S | Opponent | Score | RPI | S | Opponent | Score | RPI | S | Opponent | Score |
| 16 | A | Kansas St. | 49 62 | | | | | 61 | A | Texas Tech | 60 79 |
| | | | | | | | | 90 | H | SFA | 60 65 |
| | | | | | | | | 91 | A | Western Ky. | 71 68 |
| | | | | | | | | 105 | A | Troy | 68 85 |
| | | | | | | | | 148 | H | UTSA | 75 54 |
| | | | | | | | | 171 | H | Wichita St. | 74 70 |
| | | | | | | | | 180 | A | Seton Hall | 86 61 |
| | | | | | | | | 190 | A | Appalachian St. | 73 62 |
| | | | | | | | | 190 | H | Appalachian St. | 74 63 |
| | | | | | | | | 195 | H | Louisiana | 79 66 |
| | | | | | | | | 205 | A | Texas St. | 61 39 |
| | | | | | | | | 229 | N | San Diego St. | 64 58 |
| | | | | | | | | 235 | A | Coastal Caro. | 70 41 |
| | | | | | | | | 235 | H | Coastal Caro. | 60 58 |
| | | | | | | | | 254 | A | South Ala. | 73 49 |
| | | | | | | | | 329 | H | La.-Monroe | 93 59 |
| LAST 12 Division I GAMES: | | | | | | | | | | | |
| 190 | A | Appalachian St. | 73 62 | 205 | A | Texas St. | 61 39 | | | | |
| 235 | A | Coastal Caro. | 70 41 | 235 | H | Coastal Caro. | 60 58 | | | | |
| 329 | H | La.-Monroe | 93 59 | 190 | H | Appalachian St. | 74 63 | | | | |
| 195 | H | Louisiana | 79 66 | 61 | A | Texas Tech | 60 79 | | | | |
| 105 | A | Troy | 68 85 | 16 | A | Kansas St. | 49 62 | | | | |
| 254 | A | South Ala. | 73 49 | 90 | H | SFA | 60 65 | | | | |

Non-Div I Games: Tex. A&M-Commerce 80 50 Eastern N.M. 65 48

UT Arlington

Loss, Non-Conf, S Site, H Home A Away N Neutral

| | | | | | | | | | | |
|-------------------|--------------|------------|----------------|------------|-------------|---------------|------------|-----------|-----------|-----------|
| Average RPI Win: | 267 | WON-LOST | WINNING | LAST 10 | STRENGTH OF | OPP. STRENGTH | TEAM | ADJ. | CONF. | ADJ CONF. |
| Average RPI Loss: | 153 | RECORD | PCT. RANK | GAMES | SCHEDULE | OF SCHEDULE | RPI | RPI | RPI | RPI |
| DIV. I ONLY | 6- 17 | 295 | 3- 7 | 173 | 212 | 270 | 270 | 26 | 26 | |
| DIV. I NON-CONF. | 3- 10 | 280 | 0- 2 | 134 | 72 | 234 | 234 | 27 | 27 | |
| TOTALS | RPI 1-25 | RPI 26-50 | W-L RECORDS | RPI 51-100 | RPI 101-150 | RPI 150+ | | | | |
| 6- 17 | 0- 2 | 0- 2 | OVERALL | 0- 2 | 0- 3 | 6- 8 | | | | |
| 4- 6 | 0- 1 | 0- 0 | HOME | 0- 0 | 0- 2 | 4- 3 | | | | |
| 2- 11 | 0- 1 | 0- 2 | AWAY | 0- 2 | 0- 1 | 2- 5 | | | | |
| 0- 0 | 0- 0 | 0- 0 | NEUTRAL | 0- 0 | 0- 0 | 0- 0 | | | | |
| 3- 10 | 0- 2 | 0- 2 | NON-CONFERENCE | 0- 1 | 0- 3 | 3- 2 | | | | |
| 2- 3 | 0- 1 | 0- 0 | HOME | 0- 0 | 0- 2 | 2- 0 | | | | |
| 1- 7 | 0- 1 | 0- 2 | AWAY | 0- 1 | 0- 1 | 1- 2 | | | | |
| 0- 0 | 0- 0 | 0- 0 | NEUTRAL | 0- 0 | 0- 0 | 0- 0 | | | | |
| 3- 7 | 0- 0 | 0- 0 | CONFERENCE | 0- 1 | 0- 0 | 3- 6 | | | | |
| 2- 3 | 0- 0 | 0- 0 | HOME | 0- 0 | 0- 0 | 2- 3 | | | | |
| 1- 4 | 0- 0 | 0- 0 | AWAY | 0- 1 | 0- 0 | 1- 3 | | | | |
| 0- 0 | 0- 0 | 0- 0 | NEUTRAL | 0- 0 | 0- 0 | 0- 0 | | | | |

| RPI 1-25 | | | RPI 26-50 | | | RPI 51-100 | | | RPI 101+ Team's RPI: 270 | | |
|---------------------------|---|-------------------|---------------|-----|---|------------------|---------------|-----|--------------------------|-------------------|--------------|
| RPI | S | Opponent | Score | RPI | S | Opponent | Score | RPI | S | Opponent | Score |
| 13 | H | Louisville | 57 100 | 31 | A | Missouri | 69 80 | 62 | A | Ohio | 55 72 |
| 17 | A | DePaul | 68 100 | 43 | A | Northwestern | 59 82 | 81 | A | Belmont | 66 71 |
| LAST 12 Division I GAMES: | | | | | | | | | | | |
| 262 | A | Tennessee Tech | 71 81 | 238 | A | Tennessee St. | 80 85 | 102 | H | Chattanooga | 60 80 |
| 252 | A | Murray St. | 90 70 | 81 | A | Belmont | 66 71 | 107 | H | Vanderbilt | 77 79 |
| 258 | H | Austin Peay | 83 80 | 200 | H | Morehead St. | 68 89 | 145 | A | Oral Roberts | 53 82 |
| 211 | H | SIUE | 68 70 | 268 | H | Jacksonville St. | 94 83 | 198 | H | Southern Ill. | 76 68 |
| 309 | A | Eastern Ill. | 70 80 | 43 | A | Northwestern | 59 82 | 200 | H | Morehead St. | 68 89 |
| 286 | H | Southeast Mo. St. | 79 82 | 17 | A | DePaul | 68 100 | 211 | H | SIUE | 68 70 |
| | | | | | | | | 226 | A | Samford | 62 69 |
| | | | | | | | | 238 | A | Tennessee St. | 80 85 |
| | | | | | | | | 252 | A | Murray St. | 90 70 |
| | | | | | | | | 258 | H | Austin Peay | 83 80 |
| | | | | | | | | 262 | A | Tennessee Tech | 71 81 |
| | | | | | | | | 268 | H | Jacksonville St. | 94 83 |
| | | | | | | | | 274 | A | N.C. A&T | 59 74 |
| | | | | | | | | 286 | H | Southeast Mo. St. | 79 82 |
| | | | | | | | | 303 | A | Western Caro. | 84 72 |
| | | | | | | | | 309 | A | Eastern Ill. | 70 80 |
| | | | | | | | | 324 | H | Arkansas St. | 68 63 |

Non-Div I Games:

UT Martin

■ Loss,
■ Non-Conf, S Site,
■ Home
■ Away
N Neutral

U
T
E
P

U
T
E
P

UTEP

Page 317

| | | | | | | | | | | |
|-------------------|----------|-----------|----------------|------------|-------------|---------------|------|------|-------|-----------|
| Average RPI Win: | 305 | WON-LOST | WINNING | LAST 10 | STRENGTH OF | OPP. STRENGTH | TEAM | ADJ. | CONF. | ADJ CONF. |
| Average RPI Loss: | 142 | RECORD | PCT. RANK | GAMES | SCHEDULE | OF SCHEDULE | RPI | RPI | RPI | RPI |
| DIV. I ONLY | 11- 9 | 142 | 1- 2 | 347 | 125 | 259 | 259 | 29 | 29 | |
| DIV. I NON-CONF. | 7- 6 | 157 | 1- 1 | 334 | 47 | 211 | 211 | 29 | 29 | |
| TOTALS | RPI 1-25 | RPI 26-50 | W-L RECORDS | RPI 51-100 | RPI 101-150 | RPI 150+ | | | | |
| 11- 9 | 0- 2 | 0- 1 | OVERALL | 0- 0 | 0- 1 | 11- 5 | | | | |
| 7- 2 | 0- 0 | 0- 0 | HOME | 0- 0 | 0- 0 | 7- 2 | | | | |
| 3- 7 | 0- 2 | 0- 1 | AWAY | 0- 0 | 0- 1 | 3- 3 | | | | |
| 1- 0 | 0- 0 | 0- 0 | NEUTRAL | 0- 0 | 0- 0 | 1- 0 | | | | |
| 7- 6 | 0- 2 | 0- 1 | NON-CONFERENCE | 0- 0 | 0- 1 | 7- 2 | | | | |
| 4- 1 | 0- 0 | 0- 0 | HOME | 0- 0 | 0- 0 | 4- 1 | | | | |
| 2- 5 | 0- 2 | 0- 1 | AWAY | 0- 0 | 0- 1 | 2- 1 | | | | |
| 1- 0 | 0- 0 | 0- 0 | NEUTRAL | 0- 0 | 0- 0 | 1- 0 | | | | |
| 4- 3 | 0- 0 | 0- 0 | CONFERENCE | 0- 0 | 0- 0 | 4- 3 | | | | |
| 3- 1 | 0- 0 | 0- 0 | HOME | 0- 0 | 0- 0 | 3- 1 | | | | |
| 1- 2 | 0- 0 | 0- 0 | AWAY | 0- 0 | 0- 0 | 1- 2 | | | | |
| 0- 0 | 0- 0 | 0- 0 | NEUTRAL | 0- 0 | 0- 0 | 0- 0 | | | | |

| RPI 1-25 | | | | RPI 26-50 | | | | RPI 51-100 | | | | RPI 101+ Team's RPI: 259 | | | |
|---------------------------|---|-------------------|-------|-----------|---|--------------------|-------|------------|---|----------|-------|--------------------------|---|--------------------|-------|
| RPI | S | Opponent | Score | RPI | S | Opponent | Score | RPI | S | Opponent | Score | RPI | S | Opponent | Score |
| 12 | A | Texas | 61 85 | 47 | A | Oklahoma St. | 53 86 | | | | | 115 | A | Abilene Christian | 54 70 |
| 22 | A | Oklahoma | 59 92 | | | | | | | | | 164 | A | Nebraska | 53 71 |
| | | | | | | | | | | | | 175 | H | Houston | 52 68 |
| | | | | | | | | | | | | 214 | A | Grand Canyon | 59 60 |
| | | | | | | | | | | | | 220 | N | North Texas | 74 69 |
| | | | | | | | | | | | | 230 | H | Seattle U | 54 67 |
| | | | | | | | | | | | | 283 | H | North Dakota St. | 81 67 |
| | | | | | | | | | | | | 287 | H | Prairie View | 82 74 |
| | | | | | | | | | | | | 288 | A | A&M-Corpus Christi | 68 65 |
| | | | | | | | | | | | | 288 | H | A&M-Corpus Christi | 55 46 |
| | | | | | | | | | | | | 300 | A | CSU Bakersfield | 46 74 |
| | | | | | | | | | | | | 305 | H | UMKC | 74 39 |
| | | | | | | | | | | | | 328 | A | Chicago St. | 57 46 |
| | | | | | | | | | | | | 328 | H | Chicago St. | 71 43 |
| | | | | | | | | | | | | 331 | H | Utah Valley | 64 55 |
| | | | | | | | | | | | | 346 | A | Sam Houston St. | 69 45 |
| | | | | | | | | | | | | 346 | H | Sam Houston St. | 78 50 |
| LAST 12 Division I GAMES: | | | | | | | | | | | | | | | |
| 115 | A | Abilene Christian | 54 70 | 300 | A | CSU Bakersfield | 46 74 | | | | | | | | |
| 220 | N | North Texas | 74 69 | 305 | H | UMKC | 74 39 | | | | | | | | |
| 230 | H | Seattle U | 54 67 | 328 | H | Chicago St. | 71 43 | | | | | | | | |
| 331 | H | Utah Valley | 64 55 | 288 | H | A&M-Corpus Christi | 55 46 | | | | | | | | |
| 328 | A | Chicago St. | 57 46 | 283 | H | North Dakota St. | 81 67 | | | | | | | | |
| 214 | A | Grand Canyon | 59 60 | 12 | A | Texas | 61 85 | | | | | | | | |

Non-Div I Games: St. Thomas (TX) 63 56 Texas Lutheran 68 52 Evangel 86 55

UTRGV

Loss, Non-Conf, S Site, H Home A Away N Neutral

| | | | | | | | | | | |
|-------------------|----------|-----------|----------------|------------|-------------|---------------|------|------|-------|-----------|
| Average RPI Win: | 223 | WON-LOST | WINNING | LAST 10 | STRENGTH OF | OPP. STRENGTH | TEAM | ADJ. | CONF. | ADJ CONF. |
| Average RPI Loss: | 95 | RECORD | PCT. RANK | GAMES | SCHEDULE | OF SCHEDULE | RPI | RPI | RPI | RPI |
| DIV. I ONLY | 9- 8 | 150 | 7- 3 | 116 | 121 | 148 | 148 | 15 | 15 | |
| DIV. I NON-CONF. | 3- 6 | 230 | 2- 2 | 24 | 52 | 172 | 172 | 16 | 16 | |
| TOTALS | RPI 1-25 | RPI 26-50 | W-L RECORDS | RPI 51-100 | RPI 101-150 | RPI 150+ | | | | |
| 9- 8 | 0- 1 | 0- 3 | OVERALL | 1- 1 | 1- 1 | 7- 2 | | | | |
| 6- 5 | 0- 0 | 0- 1 | HOME | 1- 1 | 1- 1 | 4- 2 | | | | |
| 3- 3 | 0- 1 | 0- 2 | AWAY | 0- 0 | 0- 0 | 3- 0 | | | | |
| 0- 0 | 0- 0 | 0- 0 | NEUTRAL | 0- 0 | 0- 0 | 0- 0 | | | | |
| 3- 6 | 0- 1 | 0- 3 | NON-CONFERENCE | 0- 1 | 1- 0 | 2- 1 | | | | |
| 3- 3 | 0- 0 | 0- 1 | HOME | 0- 1 | 1- 0 | 2- 1 | | | | |
| 0- 3 | 0- 1 | 0- 2 | AWAY | 0- 0 | 0- 0 | 0- 0 | | | | |
| 0- 0 | 0- 0 | 0- 0 | NEUTRAL | 0- 0 | 0- 0 | 0- 0 | | | | |
| 6- 2 | 0- 0 | 0- 0 | CONFERENCE | 1- 0 | 0- 1 | 5- 1 | | | | |
| 3- 2 | 0- 0 | 0- 0 | HOME | 1- 0 | 0- 1 | 2- 1 | | | | |
| 3- 0 | 0- 0 | 0- 0 | AWAY | 0- 0 | 0- 0 | 3- 0 | | | | |
| 0- 0 | 0- 0 | 0- 0 | NEUTRAL | 0- 0 | 0- 0 | 0- 0 | | | | |

| RPI 1-25 | | | | RPI 26-50 | | | | RPI 51-100 | | | | RPI 101+ Team's RPI: 148 | | | |
|---------------------------|---|----------|-------|-----------|---|----------------|-------|------------|---|----------------|-------|--------------------------|---|-------------------|-------|
| RPI | S | Opponent | Score | RPI | S | Opponent | Score | RPI | S | Opponent | Score | RPI | S | Opponent | Score |
| 12 | A | Texas | 43 76 | 35 | H | Tulane | 66 75 | 91 | H | Western Ky. | 80 77 | 115 | H | Abilene Christian | 71 68 |
| | | | | 37 | A | Oregon | 63 77 | 99 | H | Northern Colo. | 66 73 | 130 | H | Southern Miss. | 68 69 |
| | | | | 45 | A | UT Arlington | 54 75 | | | | | 168 | H | Louisiana Tech | 63 61 |
| | | | | | | | | | | | | 175 | H | Houston | 49 56 |
| | | | | | | | | | | | | 205 | H | Texas St. | 72 47 |
| | | | | | | | | | | | | 223 | H | Marshall | 81 88 |
| | | | | | | | | | | | | 260 | A | FIU | 70 61 |
| | | | | | | | | | | | | 277 | H | Liberty | 80 64 |
| | | | | | | | | | | | | 282 | A | UTEP | 83 81 |
| | | | | | | | | | | | | 282 | H | UTEP | 97 76 |
| | | | | | | | | | | | | 330 | A | Fla. Atlantic | 72 62 |
| LAST 12 Division I GAMES: | | | | | | | | | | | | | | | |
| | | | | 91 | H | Western Ky. | 80 77 | 130 | H | Southern Miss. | 68 69 | | | | |
| | | | | 223 | H | Marshall | 81 88 | 282 | A | UTEP | 83 81 | | | | |
| | | | | 282 | H | UTEP | 97 76 | 277 | H | Liberty | 80 64 | | | | |
| | | | | 260 | A | FIU | 70 61 | 175 | H | Houston | 49 56 | | | | |
| | | | | 330 | A | Fla. Atlantic | 72 62 | 12 | A | Texas | 43 76 | | | | |
| | | | | 168 | H | Louisiana Tech | 63 61 | 205 | H | Texas St. | 72 47 | | | | |

Non-Div I Games: Tex. A&M-Kingsville70 44 Angelo St. 77 85

UTSA

Loss, Non-Conf, S Site, H Home A Away N Neutral

| | | | | | | | | | | |
|-------------------|----------|-----------|----------------|------------|-------------|---------------|------|------|-------|-----------|
| Average RPI Win: | 168 | WON-LOST | WINNING | LAST 10 | STRENGTH OF | OPP. STRENGTH | TEAM | ADJ. | CONF. | ADJ CONF. |
| Average RPI Loss: | 40 | RECORD | PCT. RANK | GAMES | SCHEDULE | OF SCHEDULE | RPI | RPI | RPI | RPI |
| DIV. I ONLY | 14- 7 | 91 | 3- 7 | 53 | 67 | 51 | 51 | 1 | 1 | |
| DIV. I NON-CONF. | 11- 0 | 1 | 2- 0 | 199 | 278 | 33 | 33 | 1 | 1 | |
| TOTALS | RPI 1-25 | RPI 26-50 | W-L RECORDS | RPI 51-100 | RPI 101-150 | RPI 150+ | | | | |
| 14- 7 | 0- 3 | 0- 2 | OVERALL | 6- 1 | 1- 1 | 7- 0 | | | | |
| 9- 3 | 0- 1 | 0- 1 | HOME | 4- 0 | 0- 1 | 5- 0 | | | | |
| 4- 4 | 0- 2 | 0- 1 | AWAY | 1- 1 | 1- 0 | 2- 0 | | | | |
| 1- 0 | 0- 0 | 0- 0 | NEUTRAL | 1- 0 | 0- 0 | 0- 0 | | | | |
| 11- 0 | 0- 0 | 0- 0 | NON-CONFERENCE | 3- 0 | 1- 0 | 7- 0 | | | | |
| 7- 0 | 0- 0 | 0- 0 | HOME | 2- 0 | 0- 0 | 5- 0 | | | | |
| 3- 0 | 0- 0 | 0- 0 | AWAY | 0- 0 | 1- 0 | 2- 0 | | | | |
| 1- 0 | 0- 0 | 0- 0 | NEUTRAL | 1- 0 | 0- 0 | 0- 0 | | | | |
| 3- 7 | 0- 3 | 0- 2 | CONFERENCE | 3- 1 | 0- 1 | 0- 0 | | | | |
| 2- 3 | 0- 1 | 0- 1 | HOME | 2- 0 | 0- 1 | 0- 0 | | | | |
| 1- 4 | 0- 2 | 0- 1 | AWAY | 1- 1 | 0- 0 | 0- 0 | | | | |
| 0- 0 | 0- 0 | 0- 0 | NEUTRAL | 0- 0 | 0- 0 | 0- 0 | | | | |

| RPI | S | Opponent | Score | RPI | S | Opponent | Score | RPI | S | Opponent | Score | RPI | S | Opponent | Score |
|---------------------------|---|------------|-------|-----|---|---------------------|-------|-----|---|---------------------|-------|-----|---|-----------------|--------|
| 7 | A | Oregon St. | 44 70 | 26 | H | Arizona St. | 44 66 | 56 | H | California | 63 57 | 114 | H | Arizona | 70 81 |
| 8 | H | Stanford | 58 77 | 37 | A | Oregon | 66 84 | 65 | H | Montana St. | 74 64 | 125 | A | St. Mary's (CA) | 63 62 |
| 9 | A | UCLA | 56 67 | | | | | 71 | A | Southern California | 58 53 | 173 | A | Fresno St. | 65 55 |
| | | | | | | | | 78 | N | Charlotte | 81 68 | 210 | H | Utah St. | 65 58 |
| | | | | | | | | 80 | A | Colorado | 49 54 | 251 | H | Southern Utah | 69 43 |
| | | | | | | | | 80 | H | Colorado | 58 53 | 257 | H | Weber St. | 71 52 |
| | | | | | | | | 100 | H | BYU | 77 60 | 276 | H | Northern Ariz. | 78 65 |
| | | | | | | | | | | | | 284 | A | Nevada | 80 50 |
| | | | | | | | | | | | | 331 | H | Utah Valley | 100 52 |
| LAST 12 Division I GAMES: | | | | | | | | | | | | | | | |
| 80 | H | Colorado | 58 53 | 114 | H | Arizona | 70 81 | | | | | | | | |
| 80 | A | Colorado | 49 54 | 26 | H | Arizona St. | 44 66 | | | | | | | | |
| 37 | A | Oregon | 66 84 | 71 | A | Southern California | 58 53 | | | | | | | | |
| 7 | A | Oregon St. | 44 70 | 9 | A | UCLA | 56 67 | | | | | | | | |
| 56 | H | California | 63 57 | 276 | H | Northern Ariz. | 78 65 | | | | | | | | |
| 8 | H | Stanford | 58 77 | 257 | H | Weber St. | 71 52 | | | | | | | | |

Non-Div I Games:

Utah

| | | | | | | | | | | |
|-------------------|----------|-----------|----------------|------------|-------------|---------------|------|------|-------|-----------|
| Average RPI Win: | 261 | WON-LOST | WINNING | LAST 10 | STRENGTH OF | OPP. STRENGTH | TEAM | ADJ. | CONF. | ADJ CONF. |
| Average RPI Loss: | 114 | RECORD | PCT. RANK | GAMES | SCHEDULE | OF SCHEDULE | RPI | RPI | RPI | RPI |
| DIV. I ONLY | 10- 10 | 166 | 4- 6 | 260 | 194 | 210 | 210 | 13 | 13 | |
| DIV. I NON-CONF. | 6- 4 | 126 | 0- 2 | 333 | 254 | 247 | 247 | 15 | 15 | |
| TOTALS | RPI 1-25 | RPI 26-50 | W-L RECORDS | RPI 51-100 | RPI 101-150 | RPI 150+ | | | | |
| 10- 10 | 0- 0 | 0- 0 | OVERALL | 1- 6 | 0- 3 | 9- 1 | | | | |
| 6- 4 | 0- 0 | 0- 0 | HOME | 1- 2 | 0- 1 | 5- 1 | | | | |
| 3- 6 | 0- 0 | 0- 0 | AWAY | 0- 4 | 0- 2 | 3- 0 | | | | |
| 1- 0 | 0- 0 | 0- 0 | NEUTRAL | 0- 0 | 0- 0 | 1- 0 | | | | |
| 6- 4 | 0- 0 | 0- 0 | NON-CONFERENCE | 1- 2 | 0- 1 | 5- 1 | | | | |
| 4- 2 | 0- 0 | 0- 0 | HOME | 1- 1 | 0- 0 | 3- 1 | | | | |
| 1- 2 | 0- 0 | 0- 0 | AWAY | 0- 1 | 0- 1 | 1- 0 | | | | |
| 1- 0 | 0- 0 | 0- 0 | NEUTRAL | 0- 0 | 0- 0 | 1- 0 | | | | |
| 4- 6 | 0- 0 | 0- 0 | CONFERENCE | 0- 4 | 0- 2 | 4- 0 | | | | |
| 2- 2 | 0- 0 | 0- 0 | HOME | 0- 1 | 0- 1 | 2- 0 | | | | |
| 2- 4 | 0- 0 | 0- 0 | AWAY | 0- 3 | 0- 1 | 2- 0 | | | | |
| 0- 0 | 0- 0 | 0- 0 | NEUTRAL | 0- 0 | 0- 0 | 0- 0 | | | | |

| RPI 1-25 | | | | RPI 26-50 | | | | RPI 51-100 | | | | RPI 101+ | | | | Team's RPI: 210 | |
|---------------------------|---|---------------|-------|-----------|-----|----------|------------|------------|----|--------------|-------|----------|-----|----------|----------------|-----------------|----|
| RPI | S | Opponent | Score | RPI | S | Opponent | Score | RPI | S | Opponent | Score | RPI | S | Opponent | Score | | |
| | | | | | | | | 51 | A | Utah | 58 | 65 | 114 | A | Arizona | 57 | 61 |
| | | | | | | | | 65 | H | Montana St. | 64 | 56 | 147 | A | New Mexico | 67 | 78 |
| | | | | | | | | 75 | A | Boise St. | 56 | 76 | 147 | H | New Mexico | 58 | 68 |
| | | | | | | | | 76 | A | Colorado St. | 43 | 74 | 173 | A | Fresno St. | 52 | 47 |
| | | | | | | | | 79 | A | UNLV | 53 | 55 | 212 | H | Idaho St. | 69 | 56 |
| | | | | | | | | 98 | H | Wyoming | 48 | 71 | 229 | H | San Diego St. | 53 | 47 |
| | | | | | | | | 100 | H | BYU | 40 | 60 | 251 | H | Southern Utah | 54 | 70 |
| | | | | | | | | | | | | | 284 | A | Nevada | 81 | 69 |
| | | | | | | | | | | | | | 319 | H | Air Force | 65 | 62 |
| | | | | | | | | | | | | | 327 | H | UC Irvine | 66 | 52 |
| | | | | | | | | | | | | | 331 | H | Utah Valley | 56 | 45 |
| | | | | | | | | | | | | | 333 | A | Montana | 65 | 47 |
| | | | | | | | | | | | | | 336 | N | Incarnate Word | 79 | 46 |
| LAST 12 Division I GAMES: | | | | | | | | | | | | | | | | | |
| 284 | A | Nevada | 81 | 69 | 79 | A | UNLV | 53 | 55 | | | | | | | | |
| 173 | A | Fresno St. | 52 | 47 | 147 | A | New Mexico | 67 | 78 | | | | | | | | |
| 147 | H | New Mexico | 58 | 68 | 319 | H | Air Force | 65 | 62 | | | | | | | | |
| 76 | A | Colorado St. | 43 | 74 | 75 | A | Boise St. | 56 | 76 | | | | | | | | |
| 229 | H | San Diego St. | 53 | 47 | 114 | A | Arizona | 57 | 61 | | | | | | | | |
| 98 | H | Wyoming | 48 | 71 | 100 | H | BYU | 40 | 60 | | | | | | | | |

Non-Div I Games: Westminster (UT) 72 49

Utah St.

■ Loss,
■ Non-Conf,
■ S Site,
■ H Home
■ A Away
N Neutral

Utah Valley

Through Games Of Feb. 1, 2017

| | | | | | | | | | | |
|-------------------|----------|-----------|----------------|------------|-------------|---------------|------|------|-------|-----------|
| Average RPI Win: | 297 | WON-LOST | WINNING | LAST 10 | STRENGTH OF | OPP. STRENGTH | TEAM | ADJ. | CONF. | ADJ CONF. |
| Average RPI Loss: | 207 | RECORD | PCT. RANK | GAMES | SCHEDULE | OF SCHEDULE | RPI | RPI | RPI | RPI |
| DIV. I ONLY | 4- 15 | 309 | 1- 7 | 326 | 280 | 331 | 331 | 29 | 29 | |
| DIV. I NON-CONF. | 3- 10 | 280 | 2- 2 | 319 | 244 | 331 | 331 | 29 | 29 | |
| TOTALS | RPI 1-25 | RPI 26-50 | W-L RECORDS | RPI 51-100 | RPI 101-150 | RPI 150+ | | | | |
| 4- 15 | 0- 0 | 0- 0 | OVERALL | 0- 3 | 0- 0 | 4- 12 | | | | |
| 2- 5 | 0- 0 | 0- 0 | HOME | 0- 1 | 0- 0 | 2- 4 | | | | |
| 2- 8 | 0- 0 | 0- 0 | AWAY | 0- 0 | 0- 0 | 2- 2 | | | | |
| 0- 2 | 0- 0 | 0- 0 | NEUTRAL | 0- 1 | 0- 0 | 0- 1 | | | | |
| 3- 10 | 0- 0 | 0- 0 | NON-CONFERENCE | 0- 3 | 0- 0 | 3- 7 | | | | |
| 2- 3 | 0- 0 | 0- 0 | HOME | 0- 1 | 0- 0 | 2- 2 | | | | |
| 1- 5 | 0- 0 | 0- 0 | AWAY | 0- 1 | 0- 0 | 1- 4 | | | | |
| 0- 2 | 0- 0 | 0- 0 | NEUTRAL | 0- 1 | 0- 0 | 0- 1 | | | | |
| 1- 5 | 0- 0 | 0- 0 | CONFERENCE | 0- 0 | 0- 0 | 1- 5 | | | | |
| 0- 2 | 0- 0 | 0- 0 | HOME | 0- 0 | 0- 0 | 0- 2 | | | | |
| 1- 3 | 0- 0 | 0- 0 | AWAY | 0- 0 | 0- 0 | 1- 3 | | | | |
| 0- 0 | 0- 0 | 0- 0 | NEUTRAL | 0- 0 | 0- 0 | 0- 0 | | | | |

| RPI 1-25 | | | | RPI 26-50 | | | | RPI 51-100 | | | | RPI 101+ | | | | Team's RPI: 331 | |
|---------------------------|---|----------|-------|-----------|---|-----------------|-------|------------|---|---------------|-------|---------------|-----|----------|-----------------|-----------------|----|
| RPI | S | Opponent | Score | RPI | S | Opponent | Score | RPI | S | Opponent | Score | RPI | S | Opponent | Score | | |
| | | | | | | | | 51 | A | Utah | 52 | 100 | 159 | H | Eastern Wash. | 50 | 83 |
| | | | | | | | | 83 | N | Central Mich. | 62 | 71 | 176 | A | New Mexico St. | 46 | 63 |
| | | | | | | | | 100 | H | BYU | 50 | 68 | 210 | A | Utah St. | 45 | 56 |
| | | | | | | | | | | | | | 211 | N | SIUE | 64 | 71 |
| | | | | | | | | | | | | | 212 | A | Idaho St. | 56 | 61 |
| | | | | | | | | | | | | | 214 | H | Grand Canyon | 46 | 62 |
| | | | | | | | | | | | | | 249 | A | Cal Poly | 65 | 77 |
| | | | | | | | | | | | | | 251 | A | Southern Utah | 70 | 64 |
| | | | | | | | | | | | | | 257 | H | Weber St. | 61 | 64 |
| | | | | | | | | | | | | | 259 | A | UTRGV | 55 | 64 |
| | | | | | | | | | | | | | 296 | H | Denver | 72 | 58 |
| | | | | | | | | | | | | | 300 | H | CSU Bakersfield | 59 | 63 |
| | | | | | | | | | | | | | 305 | A | UMKC | 63 | 66 |
| | | | | | | | | | | | | | 312 | H | Pepperdine | 72 | 65 |
| | | | | | | | | | | | | | 319 | A | Air Force | 53 | 64 |
| | | | | | | | | | | | | | 328 | A | Chicago St. | 62 | 59 |
| LAST 12 Division I GAMES: | | | | | | | | | | | | | | | | | |
| | | | | 176 | A | New Mexico St. | 46 | 63 | | 212 | A | Idaho St. | 56 | 61 | | | |
| | | | | 259 | A | UTRGV | 55 | 64 | | 210 | A | Utah St. | 45 | 56 | | | |
| | | | | 300 | H | CSU Bakersfield | 59 | 63 | | 296 | H | Denver | 72 | 58 | | | |
| | | | | 305 | A | UMKC | 63 | 66 | | 251 | A | Southern Utah | 70 | 64 | | | |
| | | | | 328 | A | Chicago St. | 62 | 59 | | 319 | A | Air Force | 53 | 64 | | | |
| | | | | 214 | H | Grand Canyon | 46 | 62 | | 211 | N | SIUE | 64 | 71 | | | |

Non-Div I Games: Dixie St. 68 56 Antelope Valley 87 47

Utah Valley

Loss, Non-Conf, S Site, H Home A Away N Neutral

| | | | | | | | | | |
|------------------------------|---------------|------------|----------------|-------------|---------------|------------|------------|-----------|-----------|
| Average RPI Win: 214 | WON-LOST | WINNING | LAST 10 | STRENGTH OF | OPP. STRENGTH | TEAM | ADJ. | CONF. | ADJ CONF. |
| Average RPI Loss: 102 | RECORD | PCT. RANK | GAMES | SCHEDULE | OF SCHEDULE | RPI | RPI | RPI | RPI |
| DIV. I ONLY | 13- 10 | 139 | 7- 3 | 109 | 164 | 123 | 123 | 12 | 12 |
| DIV. I NON-CONF. | 7- 6 | 157 | 1- 2 | 104 | 142 | 127 | 127 | 13 | 13 |
| TOTALS | RPI 1-25 | RPI 26-50 | W-L RECORDS | RPI 51-100 | RPI 101-150 | RPI 150+ | | | |
| 13- 10 | 0- 0 | 0- 1 | OVERALL | 1- 3 | 1- 5 | 11- 1 | | | |
| 7- 4 | 0- 0 | 0- 0 | HOME | 0- 2 | 0- 1 | 7- 1 | | | |
| 4- 6 | 0- 0 | 0- 0 | AWAY | 0- 0 | 1- 0 | 3- 0 | | | |
| 2- 0 | 0- 0 | 0- 0 | NEUTRAL | 1- 0 | 0- 0 | 1- 0 | | | |
| 7- 6 | 0- 0 | 0- 1 | NON-CONFERENCE | 1- 2 | 0- 2 | 6- 1 | | | |
| 3- 3 | 0- 0 | 0- 0 | HOME | 0- 2 | 0- 0 | 3- 1 | | | |
| 2- 3 | 0- 0 | 0- 1 | AWAY | 0- 0 | 0- 2 | 2- 0 | | | |
| 2- 0 | 0- 0 | 0- 0 | NEUTRAL | 1- 0 | 0- 0 | 1- 0 | | | |
| 6- 4 | 0- 0 | 0- 0 | CONFERENCE | 0- 1 | 1- 3 | 5- 0 | | | |
| 4- 1 | 0- 0 | 0- 0 | HOME | 0- 0 | 0- 1 | 4- 0 | | | |
| 2- 3 | 0- 0 | 0- 0 | AWAY | 0- 1 | 1- 2 | 1- 0 | | | |
| 0- 0 | 0- 0 | 0- 0 | NEUTRAL | 0- 0 | 0- 0 | 0- 0 | | | |

| RPI S | Opponent | Score | RPI S | Opponent | Score | RPI S | Opponent | Score | RPI S | Opponent | Score | Team's RPI: 123 |
|---------------------------|------------------|-------|-------|---------------------|-------|-------|------------------|-------|-------|----------|-------|-----------------|
| 49 | A Wake Forest | 54 60 | 57 | H Minnesota | 69 79 | 103 | A Ole Miss | 57 77 | | | | |
| | | | 63 | N Villanova | 68 66 | 111 | H Saint Louis | 48 62 | | | | |
| | | | 67 | H IUPUI | 62 71 | 122 | A Fordham | 61 58 | | | | |
| | | | 70 | A George Washington | 67 81 | 131 | A Old Dominion | 60 70 | | | | |
| | | | | | | 134 | A Saint Joseph's | 58 64 | | | | |
| | | | | | | 143 | A George Mason | 59 70 | | | | |
| | | | | | | 154 | H Iona | 57 59 | | | | |
| | | | | | | 158 | H La Salle | 61 56 | | | | |
| | | | | | | 181 | N American | 68 62 | | | | |
| | | | | | | 185 | H Brown | 85 72 | | | | |
| | | | | | | 228 | A Campbell | 66 53 | | | | |
| | | | | | | 236 | A Furman | 75 61 | | | | |
| | | | | | | 246 | A Richmond | 57 55 | | | | |
| | | | | | | 246 | H Richmond | 62 55 | | | | |
| | | | | | | 253 | H UNCG | 65 54 | | | | |
| | | | | | | 275 | H Massachusetts | 55 52 | | | | |
| | | | | | | 294 | H Rhode Island | 68 57 | | | | |
| | | | | | | 295 | H Coppin St. | 73 44 | | | | |
| LAST 12 Division I GAMES: | | | | | | | | | | | | |
| 246 | A Richmond | 57 55 | 111 | H Saint Louis | 48 62 | | | | | | | |
| 275 | H Massachusetts | 55 52 | 246 | H Richmond | 62 55 | | | | | | | |
| 122 | A Fordham | 61 58 | 158 | H La Salle | 61 56 | | | | | | | |
| 294 | H Rhode Island | 68 57 | 185 | H Brown | 85 72 | | | | | | | |
| 143 | A George Mason | 59 70 | 49 | A Wake Forest | 54 60 | | | | | | | |
| 134 | A Saint Joseph's | 58 64 | 103 | A Ole Miss | 57 77 | | | | | | | |

Non-Div I Games:

VCU

Valparaiso

Through Games Of Feb. 1, 2017

| | | | | | | | | | | |
|-------------------|----------|-----------|----------------|------------|-------------|---------------|------|------|-------|-----------|
| Average RPI Win: | 305 | WON-LOST | WINNING | LAST 10 | STRENGTH OF | OPP. STRENGTH | TEAM | ADJ. | CONF. | ADJ CONF. |
| Average RPI Loss: | 179 | RECORD | PCT. RANK | GAMES | SCHEDULE | OF SCHEDULE | RPI | RPI | RPI | RPI |
| DIV. I ONLY | 3- 16 | 323 | 0- 10 | 225 | 225 | 322 | 322 | 22 | 22 | |
| DIV. I NON-CONF. | 3- 6 | 230 | 0- 2 | 312 | 202 | 300 | 300 | 20 | 20 | |
| TOTALS | RPI 1-25 | RPI 26-50 | W-L RECORDS | RPI 51-100 | RPI 101-150 | RPI 150+ | | | | |
| 3- 16 | 0- 1 | 0- 2 | OVERALL | 0- 1 | 0- 1 | 3- 11 | | | | |
| 2- 6 | 0- 0 | 0- 1 | HOME | 0- 0 | 0- 1 | 2- 4 | | | | |
| 1- 10 | 0- 0 | 0- 0 | AWAY | 0- 0 | 0- 0 | 1- 0 | | | | |
| 0- 0 | 0- 0 | 0- 0 | NEUTRAL | 0- 0 | 0- 0 | 0- 0 | | | | |
| 3- 6 | 0- 1 | 0- 0 | NON-CONFERENCE | 0- 1 | 0- 0 | 3- 4 | | | | |
| 2- 2 | 0- 0 | 0- 0 | HOME | 0- 0 | 0- 0 | 2- 2 | | | | |
| 1- 4 | 0- 1 | 0- 0 | AWAY | 0- 1 | 0- 0 | 1- 2 | | | | |
| 0- 0 | 0- 0 | 0- 0 | NEUTRAL | 0- 0 | 0- 0 | 0- 0 | | | | |
| 0- 10 | 0- 0 | 0- 2 | CONFERENCE | 0- 0 | 0- 1 | 0- 7 | | | | |
| 0- 4 | 0- 0 | 0- 1 | HOME | 0- 0 | 0- 1 | 0- 2 | | | | |
| 0- 6 | 0- 0 | 0- 1 | AWAY | 0- 0 | 0- 0 | 0- 5 | | | | |
| 0- 0 | 0- 0 | 0- 0 | NEUTRAL | 0- 0 | 0- 0 | 0- 0 | | | | |

| RPI 1-25 | | | | RPI 26-50 | | | | RPI 51-100 | | | | RPI 101+ Team's RPI: 322 | | | |
|---------------------------|---|----------------|--------|-----------|---|-----------|--------|------------|---|----------|-------|--------------------------|---|----------------|--------|
| RPI | S | Opponent | Score | RPI | S | Opponent | Score | RPI | S | Opponent | Score | RPI | S | Opponent | Score |
| 2 | A | Notre Dame | 54 114 | 30 | A | Green Bay | 35 56 | 52 | A | Indiana | 58 87 | 138 | H | Wright St. | 52 65 |
| | | | | 30 | H | Green Bay | 36 75 | | | | | 161 | H | Milwaukee | 74 85 |
| | | | | | | | | | | | | 162 | A | Stetson | 75 87 |
| | | | | | | | | | | | | 174 | A | Detroit | 60 85 |
| | | | | | | | | | | | | 192 | A | Cleveland St. | 60 71 |
| | | | | | | | | | | | | 201 | A | Oakland | 63 104 |
| | | | | | | | | | | | | 234 | H | Bradley | 56 67 |
| | | | | | | | | | | | | 272 | H | Northern Ky. | 55 70 |
| | | | | | | | | | | | | 277 | H | Liberty | 70 68 |
| | | | | | | | | | | | | 279 | H | Evansville | 65 70 |
| | | | | | | | | | | | | 309 | H | Eastern Ill. | 73 68 |
| | | | | | | | | | | | | 310 | A | Youngstown St. | 70 76 |
| | | | | | | | | | | | | 314 | A | Illinois St. | 56 77 |
| | | | | | | | | | | | | 317 | A | Ill.-Chicago | 60 74 |
| | | | | | | | | | | | | 328 | A | Chicago St. | 53 51 |
| LAST 12 Division I GAMES: | | | | | | | | | | | | | | | |
| 317 | A | Ill.-Chicago | 60 74 | 161 | H | Milwaukee | 74 85 | | | | | | | | |
| 138 | H | Wright St. | 52 65 | 30 | H | Green Bay | 36 75 | | | | | | | | |
| 272 | H | Northern Ky. | 55 70 | 201 | A | Oakland | 63 104 | | | | | | | | |
| 30 | A | Green Bay | 35 56 | 174 | A | Detroit | 60 85 | | | | | | | | |
| 310 | A | Youngstown St. | 70 76 | 234 | H | Bradley | 56 67 | | | | | | | | |
| 192 | A | Cleveland St. | 60 71 | 52 | A | Indiana | 58 87 | | | | | | | | |

Non-Div I Games: Ind.-Kokomo 102 47 Grace (IN) 71 49

Valparaiso

Loss, Non-Conf, S Site, H Home A Away N Neutral

Vanderbilt

Through Games Of Feb. 1, 2017

| Average RPI Win: | 182 | WON-LOST | WINNING | LAST 10 | STRENGTH OF | OPP. STRENGTH | TEAM | ADJ. | CONF. | ADJ CONF. |
|-------------------|----------|-----------|----------------|------------|-------------|---------------|------|------|-------|-----------|
| Average RPI Loss: | 58 | RECORD | PCT. RANK | GAMES | SCHEDULE | OF SCHEDULE | RPI | RPI | RPI | RPI |
| DIV. I ONLY | 11- 11 | 166 | 1- 9 | 59 | 45 | 107 | 107 | 2 | 2 | |
| DIV. I NON-CONF. | 10- 3 | 54 | 1- 2 | 121 | 145 | 57 | 57 | 2 | 2 | |
| TOTALS | RPI 1-25 | RPI 26-50 | W-L RECORDS | RPI 51-100 | RPI 101-150 | RPI 150+ | | | | |
| 11- 11 | 1- 5 | 1- 1 | OVERALL | 1- 2 | 1- 2 | 7- 1 | | | | |
| 7- 5 | 1- 3 | 1- 1 | HOME | 1- 1 | 1- 0 | 3- 0 | | | | |
| 3- 6 | 0- 2 | 0- 0 | AWAY | 0- 1 | 0- 2 | 3- 1 | | | | |
| 1- 0 | 0- 0 | 0- 0 | NEUTRAL | 0- 0 | 0- 0 | 1- 0 | | | | |
| 10- 3 | 1- 1 | 1- 0 | NON-CONFERENCE | 1- 1 | 0- 0 | 7- 1 | | | | |
| 6- 1 | 1- 1 | 1- 0 | HOME | 1- 0 | 0- 0 | 3- 0 | | | | |
| 3- 2 | 0- 0 | 0- 0 | AWAY | 0- 1 | 0- 0 | 3- 1 | | | | |
| 1- 0 | 0- 0 | 0- 0 | NEUTRAL | 0- 0 | 0- 0 | 1- 0 | | | | |
| 1- 8 | 0- 4 | 0- 1 | CONFERENCE | 0- 1 | 1- 2 | 0- 0 | | | | |
| 1- 4 | 0- 2 | 0- 1 | HOME | 0- 1 | 1- 0 | 0- 0 | | | | |
| 0- 4 | 0- 2 | 0- 0 | AWAY | 0- 0 | 0- 2 | 0- 0 | | | | |
| 0- 0 | 0- 0 | 0- 0 | NEUTRAL | 0- 0 | 0- 0 | 0- 0 | | | | |

| RPI S | Opponent | Score | RPI S | Opponent | Score | RPI S | Opponent | Score | RPI S | Opponent | Score | Team's RPI: 107 |
|---------------------------|--------------|-------|-------|------------------|-------|-------|-----------|-------|-------|------------------|-------|-----------------|
| 11 | H Duke | 77 73 | 31 | H Missouri | 68 74 | 52 | A Indiana | 61 94 | 109 | A Arkansas | 56 59 | |
| 13 | H Louisville | 66 78 | 35 | H Tulane | 74 63 | 64 | H Florida | 73 93 | 116 | A Georgia | 68 70 | |
| 14 | A Tennessee | 63 91 | | | | 68 | H Drexel | 73 63 | 117 | H Alabama | 87 80 | |
| 14 | H Tennessee | 57 70 | | | | | | | 178 | A ETSU | 80 72 | |
| 19 | A Texas A&M | 72 77 | | | | | | | 183 | A Memphis | 59 75 | |
| 21 | H Auburn | 59 64 | | | | | | | 211 | N SIUE | 73 63 | |
| | | | | | | | | | 233 | H Robert Morris | 75 59 | |
| | | | | | | | | | 262 | H Tennessee Tech | 89 57 | |
| | | | | | | | | | 270 | A UT Martin | 79 77 | |
| | | | | | | | | | 301 | H Kennesaw St. | 86 54 | |
| | | | | | | | | | 319 | A Air Force | 75 49 | |
| LAST 12 Division I GAMES: | | | | | | | | | | | | |
| 64 | H Florida | 73 93 | 116 | A Georgia | 68 70 | | | | | | | |
| 117 | H Alabama | 87 80 | 14 | H Tennessee | 57 70 | | | | | | | |
| 14 | A Tennessee | 63 91 | 19 | A Texas A&M | 72 77 | | | | | | | |
| 109 | A Arkansas | 56 59 | 183 | A Memphis | 59 75 | | | | | | | |
| 31 | H Missouri | 68 74 | 13 | H Louisville | 66 78 | | | | | | | |
| 21 | H Auburn | 59 64 | 262 | H Tennessee Tech | 89 57 | | | | | | | |

Non-Div I Games:

Vanderbilt

Loss, Non-Conf, S Site, H Home A Away N Neutral

| Average RPI Win: 254 | | WON-LOST | WINNING | LAST 10 | STRENGTH OF | OPP. STRENGTH | TEAM | ADJ. | CONF. | ADJ CONF. |
|-----------------------|------|----------|-----------|----------------|-------------|---------------|------------|-------------|----------|-----------|
| Average RPI Loss: 168 | | RECORD | PCT. RANK | GAMES | SCHEDULE | OF SCHEDULE | RPI | RPI | RPI | RPI |
| DIV. I ONLY | | 6- 15 | 279 | 3- 7 | 169 | 291 | 280 | 280 | 19 | 19 |
| DIV. I NON-CONF. | | 3- 9 | 275 | 0- 3 | 156 | 338 | 298 | 298 | 21 | 21 |
| TOTALS | | RPI 1-25 | RPI 26-50 | | W-L RECORDS | | RPI 51-100 | RPI 101-150 | RPI 150+ | |
| 6- 15 | 0- 0 | 0- 2 | | OVERALL | | 0- 1 | 1- 3 | 5- 9 | | |
| 5- 5 | 0- 0 | 0- 0 | | HOME | | 0- 1 | 1- 0 | 4- 4 | | |
| 1- 10 | 0- 0 | 0- 2 | | AWAY | | 0- 0 | 0- 3 | 1- 5 | | |
| 0- 0 | 0- 0 | 0- 0 | | NEUTRAL | | 0- 0 | 0- 0 | 0- 0 | | |
| 3- 9 | 0- 0 | 0- 2 | | NON-CONFERENCE | | 0- 0 | 0- 1 | 3- 6 | | |
| 3- 3 | 0- 0 | 0- 0 | | HOME | | 0- 0 | 0- 0 | 3- 3 | | |
| 0- 6 | 0- 0 | 0- 2 | | AWAY | | 0- 0 | 0- 1 | 0- 3 | | |
| 0- 0 | 0- 0 | 0- 0 | | NEUTRAL | | 0- 0 | 0- 0 | 0- 0 | | |
| 3- 6 | 0- 0 | 0- 0 | | CONFERENCE | | 0- 1 | 1- 2 | 2- 3 | | |
| 2- 2 | 0- 0 | 0- 0 | | HOME | | 0- 1 | 1- 0 | 1- 1 | | |
| 1- 4 | 0- 0 | 0- 0 | | AWAY | | 0- 0 | 0- 2 | 1- 2 | | |
| 0- 0 | 0- 0 | 0- 0 | | NEUTRAL | | 0- 0 | 0- 0 | 0- 0 | | |

| RPI 1-25 | | | | RPI 26-50 | | | | RPI 51-100 | | | | RPI 101+ | | | | Team's RPI: 280 | |
|---------------------------|---|----------|-------|-----------|---|---------------|-------|------------|---|---------------|-------|----------|---|-------------------|-------|-----------------|--|
| RPI | S | Opponent | Score | RPI | S | Opponent | Score | RPI | S | Opponent | Score | RPI | S | Opponent | Score | | |
| | | | | 32 | A | Michigan | 56 78 | 85 | H | New Hampshire | 49 57 | 119 | A | Maine | 43 59 | | |
| | | | | 33 | A | Temple | 39 53 | | | | | 119 | H | Maine | 55 52 | | |
| | | | | | | | | | | | | 129 | A | Hartford | 55 68 | | |
| | | | | | | | | | | | | 133 | A | Yale | 48 77 | | |
| | | | | | | | | | | | | 161 | H | Milwaukee | 44 68 | | |
| | | | | | | | | | | | | 169 | A | Albany (NY) | 53 64 | | |
| | | | | | | | | | | | | 185 | H | Brown | 50 62 | | |
| | | | | | | | | | | | | 196 | H | Binghamton | 55 64 | | |
| | | | | | | | | | | | | 201 | A | Oakland | 55 79 | | |
| | | | | | | | | | | | | 206 | H | Dartmouth | 59 54 | | |
| | | | | | | | | | | | | 241 | A | Howard | 57 64 | | |
| | | | | | | | | | | | | 245 | H | Stony Brook | 53 43 | | |
| | | | | | | | | | | | | 250 | A | UMBC | 66 69 | | |
| | | | | | | | | | | | | 293 | H | Bryant | 57 63 | | |
| | | | | | | | | | | | | 298 | A | Central Conn. St. | 76 78 | | |
| | | | | | | | | | | | | 304 | H | NJIT | 64 42 | | |
| | | | | | | | | | | | | 315 | H | Holy Cross | 63 52 | | |
| | | | | | | | | | | | | 337 | A | UMass Lowell | 61 46 | | |
| LAST 12 Division I GAMES: | | | | | | | | | | | | | | | | | |
| | | | | 119 | A | Maine | 43 59 | 196 | H | Binghamton | 55 64 | | | | | | |
| | | | | 245 | H | Stony Brook | 53 43 | 129 | A | Hartford | 55 68 | | | | | | |
| | | | | 169 | A | Albany (NY) | 53 64 | 119 | H | Maine | 55 52 | | | | | | |
| | | | | 337 | A | UMass Lowell | 61 46 | 241 | A | Howard | 57 64 | | | | | | |
| | | | | 85 | H | New Hampshire | 49 57 | 201 | A | Oakland | 55 79 | | | | | | |
| | | | | 250 | A | UMBC | 66 69 | 32 | A | Michigan | 56 78 | | | | | | |

Non-Div I Games:

Vermont

Loss, Non-Conf, S Site, H Home A Away N Neutral

| | | | | | | | | | | |
|-------------------|---------------|------------|----------------|------------|-------------|---------------|-----------|----------|----------|-----------|
| Average RPI Win: | 155 | WON-LOST | WINNING | LAST 10 | STRENGTH OF | OPP. STRENGTH | TEAM | ADJ. | CONF. | ADJ CONF. |
| Average RPI Loss: | 47 | RECORD | PCT. RANK | GAMES | SCHEDULE | OF SCHEDULE | RPI | RPI | RPI | RPI |
| DIV. I ONLY | 11- 10 | 156 | 7- 3 | 22 | 54 | 63 | 63 | 7 | 7 | |
| DIV. I NON-CONF. | 5- 6 | 186 | 1- 1 | 12 | 58 | 79 | 79 | 7 | 7 | |
| TOTALS | RPI 1-25 | RPI 26-50 | W-L RECORDS | RPI 51-100 | RPI 101-150 | RPI 150+ | | | | |
| 11- 10 | 0- 3 | 1- 4 | OVERALL | 2- 1 | 2- 2 | 6- 0 | | | | |
| 5- 4 | 0- 1 | 1- 2 | HOME | 1- 1 | 0- 0 | 3- 0 | | | | |
| 5- 3 | 0- 1 | 0- 2 | AWAY | 0- 0 | 2- 0 | 3- 0 | | | | |
| 1- 3 | 0- 1 | 0- 0 | NEUTRAL | 1- 0 | 0- 2 | 0- 0 | | | | |
| 5- 6 | 0- 2 | 0- 1 | NON-CONFERENCE | 1- 1 | 2- 2 | 2- 0 | | | | |
| 2- 2 | 0- 0 | 0- 1 | HOME | 0- 1 | 0- 0 | 2- 0 | | | | |
| 2- 1 | 0- 1 | 0- 0 | AWAY | 0- 0 | 2- 0 | 0- 0 | | | | |
| 1- 3 | 0- 1 | 0- 0 | NEUTRAL | 1- 0 | 0- 2 | 0- 0 | | | | |
| 6- 4 | 0- 1 | 1- 3 | CONFERENCE | 1- 0 | 0- 0 | 4- 0 | | | | |
| 3- 2 | 0- 1 | 1- 1 | HOME | 1- 0 | 0- 0 | 1- 0 | | | | |
| 3- 2 | 0- 0 | 0- 2 | AWAY | 0- 0 | 0- 0 | 3- 0 | | | | |
| 0- 0 | 0- 0 | 0- 0 | NEUTRAL | 0- 0 | 0- 0 | 0- 0 | | | | |

| RPI 1-25 | | | | RPI 26-50 | | | | RPI 51-100 Team's RPI: 63 | | | | RPI 101+ | | | |
|---------------------------|---|-----------------|---------------|-----------|---|------------|--------------|---------------------------|---|-------------------|--------------|----------|---|----------------|--------------|
| RPI | S | Opponent | Score | RPI | S | Opponent | Score | RPI | S | Opponent | Score | RPI | S | Opponent | Score |
| 4 | N | Mississippi St. | 62 108 | 28 | A | Creighton | 46 60 | 70 | H | George Washington | 69 72 | 105 | N | Troy | 85 93 |
| 11 | A | Duke | 50 68 | 33 | H | Temple | 48 83 | 87 | H | St. John's (NY) | 55 50 | 123 | N | VCU | 66 68 |
| 17 | H | DePaul | 50 80 | 40 | H | Marquette | 71 77 | 93 | N | Purdue | 58 44 | 134 | A | Saint Joseph's | 62 54 |
| | | | | 42 | A | Georgetown | 49 54 | | | | | 150 | A | Penn | 60 48 |
| | | | | 42 | H | Georgetown | 71 50 | | | | | 152 | A | Providence | 64 59 |
| | | | | | | | | | | | | 158 | H | La Salle | 52 49 |
| | | | | | | | | | | | | 172 | A | Xavier | 72 47 |
| | | | | | | | | | | | | 180 | H | Seton Hall | 69 52 |
| | | | | | | | | | | | | 224 | A | Butler | 70 69 |
| | | | | | | | | | | | | 308 | H | Lehigh | 59 37 |
| LAST 12 Division I GAMES: | | | | | | | | | | | | | | | |
| 42 | A | Georgetown | 49 54 | 28 | A | Creighton | 46 60 | | | | | | | | |
| 172 | A | Xavier | 72 47 | 152 | A | Providence | 64 59 | | | | | | | | |
| 224 | A | Butler | 70 69 | 42 | H | Georgetown | 71 50 | | | | | | | | |
| 150 | A | Penn | 60 48 | 17 | H | DePaul | 50 80 | | | | | | | | |
| 87 | H | St. John's (NY) | 55 50 | 40 | H | Marquette | 71 77 | | | | | | | | |
| 180 | H | Seton Hall | 69 52 | 11 | A | Duke | 50 68 | | | | | | | | |

Non-Div I Games:

Villanova

■ Loss,
■ Non-Conf, S Site,
■ Home
■ Away
N Neutral

Virginia

Through Games Of Feb. 1, 2017

| | | | | | | | | | | |
|-------------------|----------|-----------|----------------|------------|-------------|---------------|------|------|-------|-----------|
| Average RPI Win: | 182 | WON-LOST | WINNING | LAST 10 | STRENGTH OF | OPP. STRENGTH | TEAM | ADJ. | CONF. | ADJ CONF. |
| Average RPI Loss: | 54 | RECORD | PCT. RANK | GAMES | SCHEDULE | OF SCHEDULE | RPI | RPI | RPI | RPI |
| DIV. I ONLY | 14- 7 | 91 | 5- 5 | 128 | 40 | 69 | 69 | 3 | 3 | |
| DIV. I NON-CONF. | 11- 2 | 24 | 4- 0 | 277 | 71 | 81 | 81 | 4 | 4 | |
| TOTALS | RPI 1-25 | RPI 26-50 | W-L RECORDS | RPI 51-100 | RPI 101-150 | RPI 150+ | | | | |
| 14- 7 | 0- 2 | 1- 2 | OVERALL | 2- 2 | 2- 1 | 9- 0 | | | | |
| 9- 1 | 0- 1 | 1- 0 | HOME | 2- 0 | 0- 0 | 6- 0 | | | | |
| 4- 5 | 0- 1 | 0- 2 | AWAY | 0- 1 | 2- 1 | 2- 0 | | | | |
| 1- 1 | 0- 0 | 0- 0 | NEUTRAL | 0- 1 | 0- 0 | 1- 0 | | | | |
| 11- 2 | 0- 0 | 0- 1 | NON-CONFERENCE | 2- 1 | 1- 0 | 8- 0 | | | | |
| 7- 0 | 0- 0 | 0- 0 | HOME | 2- 0 | 0- 0 | 5- 0 | | | | |
| 3- 1 | 0- 0 | 0- 1 | AWAY | 0- 0 | 1- 0 | 2- 0 | | | | |
| 1- 1 | 0- 0 | 0- 0 | NEUTRAL | 0- 1 | 0- 0 | 1- 0 | | | | |
| 3- 5 | 0- 2 | 1- 1 | CONFERENCE | 0- 1 | 1- 1 | 1- 0 | | | | |
| 2- 1 | 0- 1 | 1- 0 | HOME | 0- 0 | 0- 0 | 1- 0 | | | | |
| 1- 4 | 0- 1 | 0- 1 | AWAY | 0- 1 | 1- 1 | 0- 0 | | | | |
| 0- 0 | 0- 0 | 0- 0 | NEUTRAL | 0- 0 | 0- 0 | 0- 0 | | | | |

| RPI 1-25 | | | | RPI 26-50 | | | | RPI 51-100 | | | | RPI 101+ | | | |
|---------------------------|---|----------------|-------|-----------|---|---------------|-------|------------|---|-----------------|-------|----------|---|----------------|--------|
| RPI | S | Opponent | Score | RPI | S | Opponent | Score | RPI | S | Opponent | Score | RPI | S | Opponent | Score |
| 2 | A | Notre Dame | 74 82 | 36 | A | Syracuse | 49 54 | 73 | A | North Carolina | 58 67 | 116 | A | Georgia | 66 43 |
| 13 | H | Louisville | 81 86 | 41 | H | Virginia Tech | 76 27 | 74 | H | Dayton | 66 56 | 124 | A | Clemson | 69 37 |
| | | | | 43 | A | Northwestern | 60 69 | 87 | N | St. John's (NY) | 55 66 | 126 | A | Pittsburgh | 54 62 |
| | | | | | | | | 88 | H | Middle Tenn. | 63 51 | 164 | N | Nebraska | 73 51 |
| | | | | | | | | | | | | 165 | H | Boston College | 62 55 |
| | | | | | | | | | | | | 182 | H | Rutgers | 62 54 |
| | | | | | | | | | | | | 232 | H | UMES | 60 50 |
| | | | | | | | | | | | | 246 | A | Richmond | 63 56 |
| | | | | | | | | | | | | 250 | H | UMBC | 56 30 |
| | | | | | | | | | | | | 255 | A | Bowling Green | 67 47 |
| | | | | | | | | | | | | 295 | H | Coppin St. | 103 40 |
| | | | | | | | | | | | | 317 | H | Ill.-Chicago | 76 39 |
| LAST 12 Division I GAMES: | | | | | | | | | | | | | | | |
| 2 | A | Notre Dame | 74 82 | 13 | H | Louisville | 81 86 | 36 | A | Syracuse | 49 54 | 74 | H | Dayton | 66 56 |
| 41 | H | Virginia Tech | 76 27 | 250 | H | UMBC | 56 30 | 74 | H | Dayton | 66 56 | 232 | H | UMES | 60 50 |
| 126 | A | Pittsburgh | 54 62 | 232 | H | UMES | 60 50 | 116 | A | Georgia | 66 43 | | | | |
| 124 | A | Clemson | 69 37 | | | | | | | | | | | | |
| 165 | H | Boston College | 62 55 | | | | | | | | | | | | |
| 73 | A | North Carolina | 58 67 | | | | | | | | | | | | |

Non-Div I Games:

Virginia

■ Loss,
 ■ Non-Conf, S Site,
 ■ Home
 ■ Away
 N Neutral

| | | | | | | | | | | |
|-------------------|----------|-----------|----------------|------------|-------------|---------------|------|------|-------|-----------|
| Average RPI Win: | 160 | WON-LOST | WINNING | LAST 10 | STRENGTH OF | OPP. STRENGTH | TEAM | ADJ. | CONF. | ADJ CONF. |
| Average RPI Loss: | 29 | RECORD | PCT. RANK | GAMES | SCHEDULE | OF SCHEDULE | RPI | RPI | RPI | RPI |
| DIV. I ONLY | 16- 5 | 34 | 5- 5 | 73 | 55 | 41 | 41 | 3 | 3 | |
| DIV. I NON-CONF. | 13- 0 | 1 | 4- 0 | 229 | 123 | 34 | 34 | 4 | 4 | |
| TOTALS | RPI 1-25 | RPI 26-50 | W-L RECORDS | RPI 51-100 | RPI 101-150 | RPI 150+ | | | | |
| 16- 5 | 2- 3 | 2- 1 | OVERALL | 1- 1 | 3- 0 | 8- 0 | | | | |
| 12- 2 | 1- 1 | 2- 1 | HOME | 1- 0 | 1- 0 | 7- 0 | | | | |
| 4- 3 | 1- 0 | 0- 0 | AWAY | 0- 0 | 2- 0 | 1- 0 | | | | |
| 0- 0 | 0- 0 | 0- 0 | NEUTRAL | 0- 0 | 0- 0 | 0- 0 | | | | |
| 13- 0 | 2- 0 | 1- 0 | NON-CONFERENCE | 0- 0 | 2- 0 | 8- 0 | | | | |
| 10- 0 | 1- 0 | 1- 0 | HOME | 0- 0 | 1- 0 | 7- 0 | | | | |
| 3- 0 | 1- 0 | 0- 0 | AWAY | 0- 0 | 1- 0 | 1- 0 | | | | |
| 0- 0 | 0- 0 | 0- 0 | NEUTRAL | 0- 0 | 0- 0 | 0- 0 | | | | |
| 3- 5 | 0- 3 | 1- 1 | CONFERENCE | 1- 1 | 1- 0 | 0- 0 | | | | |
| 2- 2 | 0- 1 | 1- 1 | HOME | 1- 0 | 0- 0 | 0- 0 | | | | |
| 1- 3 | 0- 2 | 0- 0 | AWAY | 0- 1 | 1- 0 | 0- 0 | | | | |
| 0- 0 | 0- 0 | 0- 0 | NEUTRAL | 0- 0 | 0- 0 | 0- 0 | | | | |

| RPI 1-25 | | | | RPI 26-50 | | | | Team's RPI: 41 | RPI 51-100 | | | | RPI 101+ | | | |
|---------------------------|---|-------------|-------|-----------|---|----------------|-------|----------------|------------|---|----------------|-------|----------|---|--------------------|-------|
| RPI | S | Opponent | Score | RPI | S | Opponent | Score | | RPI | S | Opponent | Score | RPI | S | Opponent | Score |
| 6 | H | Florida St. | 54 82 | 36 | H | Syracuse | 72 82 | | 69 | A | Virginia | 27 76 | 121 | H | Radford | 71 52 |
| 11 | A | Duke | 59 84 | 42 | H | Georgetown | 73 63 | | 73 | H | North Carolina | 76 68 | 124 | A | Clemson | 78 69 |
| 14 | H | Tennessee | 67 63 | 49 | H | Wake Forest | 72 70 | | | | | | 135 | A | UCF | 67 64 |
| 21 | A | Auburn | 92 87 | | | | | | | | | | 164 | H | Nebraska | 76 67 |
| 24 | A | Miami (FL) | 75 82 | | | | | | | | | | 194 | A | Col. of Charleston | 71 61 |
| | | | | | | | | | | | | | 208 | H | UNC Asheville | 71 52 |
| | | | | | | | | | | | | | 242 | H | Presbyterian | 67 36 |
| | | | | | | | | | | | | | 255 | H | Bowling Green | 98 51 |
| | | | | | | | | | | | | | 278 | H | Gardner-Webb | 76 42 |
| | | | | | | | | | | | | | 298 | H | Central Conn. St. | 81 47 |
| | | | | | | | | | | | | | 342 | H | Delaware St. | 88 48 |
| LAST 12 Division I GAMES: | | | | | | | | | | | | | | | | |
| 36 | H | Syracuse | 72 82 | 124 | A | Clemson | 78 69 | | | | | | | | | |
| 69 | A | Virginia | 27 76 | 73 | H | North Carolina | 76 68 | | | | | | | | | |
| 6 | H | Florida St. | 54 82 | 342 | H | Delaware St. | 88 48 | | | | | | | | | |
| 11 | A | Duke | 59 84 | 121 | H | Radford | 71 52 | | | | | | | | | |
| 49 | H | Wake Forest | 72 70 | 21 | A | Auburn | 92 87 | | | | | | | | | |
| 24 | A | Miami (FL) | 75 82 | 255 | H | Bowling Green | 98 51 | | | | | | | | | |

Non-Div I Games:

Virginia Tech

W
a
g
n
e
rW
a
g
n
e
r

| | | | |
|------------------|---------------|----|----|
| Non-Div I Games: | Staten Island | 62 | 60 |
|------------------|---------------|----|----|

Page 330

Wake Forest

Through Games Of Feb. 1, 2017

| Average RPI Win: | 148 | WON-LOST | WINNING | LAST 10 | STRENGTH OF | OPP. STRENGTH | TEAM | ADJ. | CONF. | ADJ CONF. |
|-------------------|----------|-----------|----------------|------------|-------------|---------------|------|------|-------|-----------|
| Average RPI Loss: | 58 | RECORD | PCT. RANK | GAMES | SCHEDULE | OF SCHEDULE | RPI | RPI | RPI | RPI |
| DIV. I ONLY | 13- 8 | 114 | 5- 5 | 46 | 36 | 49 | 49 | 3 | 3 | |
| DIV. I NON-CONF. | 9- 4 | 85 | 2- 2 | 111 | 69 | 75 | 75 | 4 | 4 | |
| TOTALS | RPI 1-25 | RPI 26-50 | W-L RECORDS | RPI 51-100 | RPI 101-150 | RPI 150+ | | | | |
| 13- 8 | 0- 3 | 1- 3 | OVERALL | 2- 0 | 3- 1 | 7- 1 | | | | |
| 10- 2 | 0- 0 | 0- 1 | HOME | 1- 0 | 3- 1 | 6- 0 | | | | |
| 3- 6 | 0- 3 | 1- 2 | AWAY | 1- 0 | 0- 0 | 1- 1 | | | | |
| 0- 0 | 0- 0 | 0- 0 | NEUTRAL | 0- 0 | 0- 0 | 0- 0 | | | | |
| 9- 4 | 0- 1 | 1- 1 | NON-CONFERENCE | 0- 0 | 2- 1 | 6- 1 | | | | |
| 7- 1 | 0- 0 | 0- 0 | HOME | 0- 0 | 2- 1 | 5- 0 | | | | |
| 2- 3 | 0- 1 | 1- 1 | AWAY | 0- 0 | 0- 0 | 1- 1 | | | | |
| 0- 0 | 0- 0 | 0- 0 | NEUTRAL | 0- 0 | 0- 0 | 0- 0 | | | | |
| 4- 4 | 0- 2 | 0- 2 | CONFERENCE | 2- 0 | 1- 0 | 1- 0 | | | | |
| 3- 1 | 0- 0 | 0- 1 | HOME | 1- 0 | 1- 0 | 1- 0 | | | | |
| 1- 3 | 0- 2 | 0- 1 | AWAY | 1- 0 | 0- 0 | 0- 0 | | | | |
| 0- 0 | 0- 0 | 0- 0 | NEUTRAL | 0- 0 | 0- 0 | 0- 0 | | | | |

| RPI 1-25 | | | | RPI 26-50 | | | | Team's RPI: 49 | RPI 51-100 | | | | RPI 101+ | | | |
|---------------------------|---|------------|-------|-----------|---|--------------------|-------|----------------|------------|---|--------------------|-------|----------|---|----------|-------|
| RPI | S | Opponent | Score | RPI | S | Opponent | Score | | RPI | S | Opponent | Score | RPI | S | Opponent | Score |
| 2 | A | Notre Dame | 72 92 | 27 | A | Elon | 78 68 | | 53 | H | Georgia Tech | 70 65 | 104 | H | Navy | 75 65 |
| 11 | A | Duke | 43 71 | 39 | H | North Carolina St. | 50 65 | | 73 | A | North Carolina | 80 77 | 121 | H | Radford | 60 68 |
| 25 | A | LSU | 57 60 | 41 | A | Virginia Tech | 70 72 | | | | | | 123 | H | VCU | 60 54 |
| | | | | 44 | A | James Madison | 76 83 | | | | | | 124 | H | Clemson | 68 56 |
| LAST 12 Division I GAMES: | | | | | | | | | | | | | | | | |
| | | | | 11 | A | Duke | 43 71 | | 39 | H | North Carolina St. | 50 65 | | | | |
| | | | | 165 | H | Boston College | 71 55 | | 2 | A | Notre Dame | 72 92 | | | | |
| | | | | 53 | H | Georgia Tech | 70 65 | | 44 | A | James Madison | 76 83 | | | | |
| | | | | 73 | A | North Carolina | 80 77 | | 123 | H | VCU | 60 54 | | | | |
| | | | | 41 | A | Virginia Tech | 70 72 | | 226 | H | Samford | 51 40 | | | | |
| | | | | 124 | H | Clemson | 68 56 | | 121 | H | Radford | 60 68 | | | | |

Non-Div I Games:

Wake Forest

■ Loss,
■ Non-Conf, S Site,
■ Home
■ Away
N Neutral

| Average RPI Win: | 120 | WON-LOST | WINNING | LAST 10 | STRENGTH OF | OPP. STRENGTH | TEAM | ADJ. | CONF. | ADJ CONF. |
|-------------------|----------|-----------|----------------|------------|-------------|---------------|------|------|-------|-----------|
| Average RPI Loss: | 6 | RECORD | PCT. RANK | GAMES | SCHEDULE | OF SCHEDULE | RPI | RPI | RPI | RPI |
| DIV. I ONLY | 20- 3 | 10 | 0- 2 | 26 | 22 | 10 | 10 | 1 | 1 | |
| DIV. I NON-CONF. | 12- 1 | 7 | 0- 1 | 69 | 135 | 9 | 9 | 1 | 1 | |
| TOTALS | RPI 1-25 | RPI 26-50 | W-L RECORDS | RPI 51-100 | RPI 101-150 | RPI 150+ | | | | |
| 20- 3 | 1- 3 | 3- 0 | OVERALL | 7- 0 | 1- 0 | 8- 0 | | | | |
| 12- 1 | 1- 1 | 1- 0 | HOME | 5- 0 | 0- 0 | 5- 0 | | | | |
| 8- 2 | 0- 2 | 2- 0 | AWAY | 2- 0 | 1- 0 | 3- 0 | | | | |
| 0- 0 | 0- 0 | 0- 0 | NEUTRAL | 0- 0 | 0- 0 | 0- 0 | | | | |
| 12- 1 | 0- 1 | 1- 0 | NON-CONFERENCE | 3- 0 | 0- 0 | 8- 0 | | | | |
| 8- 0 | 0- 0 | 1- 0 | HOME | 2- 0 | 0- 0 | 5- 0 | | | | |
| 4- 1 | 0- 1 | 0- 0 | AWAY | 1- 0 | 0- 0 | 3- 0 | | | | |
| 0- 0 | 0- 0 | 0- 0 | NEUTRAL | 0- 0 | 0- 0 | 0- 0 | | | | |
| 8- 2 | 1- 2 | 2- 0 | CONFERENCE | 4- 0 | 1- 0 | 0- 0 | | | | |
| 4- 1 | 1- 1 | 0- 0 | HOME | 3- 0 | 0- 0 | 0- 0 | | | | |
| 4- 1 | 0- 1 | 2- 0 | AWAY | 1- 0 | 1- 0 | 0- 0 | | | | |
| 0- 0 | 0- 0 | 0- 0 | NEUTRAL | 0- 0 | 0- 0 | 0- 0 | | | | |

| RPI | S | Opponent | Score | RPI | S | Opponent | Score | RPI | S | Opponent | Score | RPI | S | Opponent | Score |
|---------------------------|---|----------------|-------|-----|---|----------------|-------|-----|---|---------------------|--------|-----|---|---------------|--------|
| 2 | A | Notre Dame | 60 71 | 26 | A | Arizona St. | 65 54 | 56 | H | California | 90 67 | 114 | A | Arizona | 90 73 |
| 7 | A | Oregon St. | 70 73 | 31 | H | Missouri | 79 66 | 60 | A | Washington St. | 87 44 | 151 | H | Idaho | 105 53 |
| 8 | H | Stanford | 68 72 | 37 | A | Oregon | 99 77 | 60 | H | Washington St. | 94 63 | 159 | H | Eastern Wash. | 100 52 |
| 9 | H | UCLA | 82 70 | | | | | 71 | H | Southern California | 77 67 | 173 | H | Fresno St. | 85 54 |
| | | | | | | | | 75 | H | Boise St. | 92 66 | 213 | H | CSUN | 101 44 |
| | | | | | | | | 76 | H | Colorado St. | 101 68 | 214 | A | Grand Canyon | 101 66 |
| | | | | | | | | 100 | A | BYU | 82 70 | 230 | A | Seattle U | 94 64 |
| | | | | | | | | | | | | 264 | A | Portland | 83 53 |
| | | | | | | | | | | | | 290 | H | Savannah St. | 87 36 |
| LAST 12 Division I GAMES: | | | | | | | | | | | | | | | |
| 2 | A | Notre Dame | 60 71 | 9 | H | UCLA | 82 70 | 71 | H | Southern California | 77 67 | | | | |
| 8 | H | Stanford | 68 72 | 7 | A | Oregon St. | 70 73 | 37 | A | Oregon | 99 77 | | | | |
| 56 | H | California | 90 67 | 60 | H | Washington St. | 94 63 | | | | | | | | |
| 60 | A | Washington St. | 87 44 | 26 | A | Arizona St. | 65 54 | | | | | | | | |
| 26 | A | Arizona St. | 65 54 | 114 | A | Arizona | 90 73 | | | | | | | | |
| 114 | A | Arizona | 90 73 | | | | | | | | | | | | |

Non-Div I Games:

Washington

■ Loss,
■ Non-Conf, S Site,
■ Home
■ Away
N Neutral

| | | | | | | | | | | |
|-------------------|----------|-----------|----------------|------------|-------------|---------------|------|------|-------|-----------|
| Average RPI Win: | 114 | WON-LOST | WINNING | LAST 10 | STRENGTH OF | OPP. STRENGTH | TEAM | ADJ. | CONF. | ADJ CONF. |
| Average RPI Loss: | 45 | RECORD | PCT. RANK | GAMES | SCHEDULE | OF SCHEDULE | RPI | RPI | RPI | RPI |
| DIV. I ONLY | 9- 12 | 214 | 4- 6 | 3 | 15 | 60 | 60 | 1 | 1 | |
| DIV. I NON-CONF. | 5- 6 | 186 | 0- 2 | 18 | 74 | 106 | 106 | 1 | 1 | |
| TOTALS | RPI 1-25 | RPI 26-50 | W-L RECORDS | RPI 51-100 | RPI 101-150 | RPI 150+ | | | | |
| 9- 12 | 1- 6 | 1- 2 | OVERALL | 2- 2 | 2- 2 | 3- 0 | | | | |
| 7- 4 | 1- 2 | 0- 1 | HOME | 2- 1 | 2- 0 | 2- 0 | | | | |
| 1- 7 | 0- 3 | 1- 1 | AWAY | 0- 1 | 0- 2 | 0- 0 | | | | |
| 1- 1 | 0- 1 | 0- 0 | NEUTRAL | 0- 0 | 0- 0 | 1- 0 | | | | |
| 5- 6 | 0- 2 | 0- 1 | NON-CONFERENCE | 0- 2 | 2- 1 | 3- 0 | | | | |
| 4- 2 | 0- 0 | 0- 1 | HOME | 0- 1 | 2- 0 | 2- 0 | | | | |
| 0- 3 | 0- 1 | 0- 0 | AWAY | 0- 1 | 0- 1 | 0- 0 | | | | |
| 1- 1 | 0- 1 | 0- 0 | NEUTRAL | 0- 0 | 0- 0 | 1- 0 | | | | |
| 4- 6 | 1- 4 | 1- 1 | CONFERENCE | 2- 0 | 0- 1 | 0- 0 | | | | |
| 3- 2 | 1- 2 | 0- 0 | HOME | 2- 0 | 0- 0 | 0- 0 | | | | |
| 1- 4 | 0- 2 | 1- 1 | AWAY | 0- 0 | 0- 1 | 0- 0 | | | | |
| 0- 0 | 0- 0 | 0- 0 | NEUTRAL | 0- 0 | 0- 0 | 0- 0 | | | | |

| RPI 1-25 | | | | RPI 26-50 | | | | RPI 51-100 Team's RPI: 60 | | | | RPI 101+ | | | |
|---------------------------|---|---------------------|-------|-----------|---|--------------|-------|---------------------------|---|---------------------|-------|----------|---|------------------|-------|
| RPI | S | Opponent | Score | RPI | S | Opponent | Score | RPI | S | Opponent | Score | RPI | S | Opponent | Score |
| 7 | A | Oregon St. | 58 80 | 26 | A | Arizona St. | 49 68 | 56 | H | California | 84 79 | 111 | A | Saint Louis | 70 73 |
| 8 | H | Stanford | 54 76 | 37 | A | Oregon | 75 59 | 71 | H | Southern California | 74 57 | 114 | A | Arizona | 55 56 |
| 9 | H | UCLA | 82 73 | 47 | H | Oklahoma St. | 72 79 | 75 | H | Boise St. | 73 77 | 125 | H | St. Mary's (CA) | 85 69 |
| 10 | A | Washington | 63 94 | | | | | 97 | A | Gonzaga | 61 79 | 141 | H | San Francisco | 73 35 |
| 10 | H | Washington | 44 87 | | | | | | | | | 164 | N | Nebraska | 79 65 |
| 15 | A | Kentucky | 67 69 | | | | | | | | | 204 | H | Loyola Marymount | 92 45 |
| 18 | N | Maryland | 69 79 | | | | | | | | | 215 | H | San Diego | 83 73 |
| LAST 12 Division I GAMES: | | | | | | | | | | | | | | | |
| 56 | H | California | 84 79 | 9 | H | UCLA | 82 73 | | | | | | | | |
| 8 | H | Stanford | 54 76 | 37 | A | Oregon | 75 59 | | | | | | | | |
| 10 | H | Washington | 44 87 | 7 | A | Oregon St. | 58 80 | | | | | | | | |
| 114 | A | Arizona | 55 56 | 10 | A | Washington | 63 94 | | | | | | | | |
| 26 | A | Arizona St. | 49 68 | 15 | A | Kentucky | 67 69 | | | | | | | | |
| 71 | H | Southern California | 74 57 | 111 | A | Saint Louis | 70 73 | | | | | | | | |

Non-Div I Games:

Washington St.

■ Loss,
■ Non-Conf,
■ S Site,
■ H Home
■ A Away
N Neutral

| | | | | | | | | | | |
|-------------------|----------|-----------|----------------|------------|-------------|---------------|------|------|-------|-----------|
| Average RPI Win: | 287 | WON-LOST | WINNING | LAST 10 | STRENGTH OF | OPP. STRENGTH | TEAM | ADJ. | CONF. | ADJ CONF. |
| Average RPI Loss: | 139 | RECORD | PCT. RANK | GAMES | SCHEDULE | OF SCHEDULE | RPI | RPI | RPI | RPI |
| DIV. I ONLY | 6- 11 | 251 | 2- 8 | 233 | 251 | 257 | 257 | 20 | 20 | |
| DIV. I NON-CONF. | 4- 5 | 198 | 0- 4 | 311 | 236 | 239 | 239 | 19 | 19 | |
| TOTALS | RPI 1-25 | RPI 26-50 | W-L RECORDS | RPI 51-100 | RPI 101-150 | RPI 150+ | | | | |
| 6- 11 | 0- 0 | 0- 0 | OVERALL | 0- 4 | 0- 1 | 6- 6 | | | | |
| 3- 5 | 0- 0 | 0- 0 | HOME | 0- 2 | 0- 1 | 3- 2 | | | | |
| 3- 5 | 0- 0 | 0- 0 | AWAY | 0- 2 | 0- 0 | 3- 3 | | | | |
| 0- 1 | 0- 0 | 0- 0 | NEUTRAL | 0- 0 | 0- 0 | 0- 1 | | | | |
| 4- 5 | 0- 0 | 0- 0 | NON-CONFERENCE | 0- 2 | 0- 0 | 4- 3 | | | | |
| 1- 2 | 0- 0 | 0- 0 | HOME | 0- 0 | 0- 0 | 1- 2 | | | | |
| 3- 2 | 0- 0 | 0- 0 | AWAY | 0- 2 | 0- 0 | 3- 0 | | | | |
| 0- 1 | 0- 0 | 0- 0 | NEUTRAL | 0- 0 | 0- 0 | 0- 1 | | | | |
| 2- 6 | 0- 0 | 0- 0 | CONFERENCE | 0- 2 | 0- 1 | 2- 3 | | | | |
| 2- 3 | 0- 0 | 0- 0 | HOME | 0- 2 | 0- 1 | 2- 0 | | | | |
| 0- 3 | 0- 0 | 0- 0 | AWAY | 0- 0 | 0- 0 | 0- 3 | | | | |
| 0- 0 | 0- 0 | 0- 0 | NEUTRAL | 0- 0 | 0- 0 | 0- 0 | | | | |

| RPI 1-25 | | | | RPI 26-50 | | | | RPI 51-100 | | | | RPI 101+ | | | | Team's RPI: 257 | |
|---------------------------|---|----------------|-------|-----------|-----|----------|-------------|------------|----|----------------|-------|----------|-----|----------|---------------|-----------------|----|
| RPI | S | Opponent | Score | RPI | S | Opponent | Score | RPI | S | Opponent | Score | RPI | S | Opponent | Score | | |
| | | | | | | | | 51 | A | Utah | 52 | 71 | 148 | H | North Dakota | 65 | 70 |
| | | | | | | | | 65 | H | Montana St. | 68 | 83 | 151 | A | Idaho | 77 | 95 |
| | | | | | | | | 99 | H | Northern Colo. | 79 | 88 | 159 | A | Eastern Wash. | 85 | 99 |
| | | | | | | | | 100 | A | BYU | 64 | 73 | 162 | N | Stetson | 68 | 70 |
| | | | | | | | | | | | | | 173 | H | Fresno St. | 57 | 60 |
| | | | | | | | | | | | | | 212 | A | Idaho St. | 52 | 57 |
| | | | | | | | | | | | | | 212 | H | Idaho St. | 50 | 43 |
| | | | | | | | | | | | | | 213 | H | CSUN | 78 | 89 |
| | | | | | | | | | | | | | 260 | A | FIU | 64 | 61 |
| | | | | | | | | | | | | | 264 | H | Portland | 76 | 37 |
| | | | | | | | | | | | | | 319 | A | Air Force | 76 | 61 |
| | | | | | | | | | | | | | 331 | A | Utah Valley | 64 | 61 |
| | | | | | | | | | | | | | 333 | H | Montana | 74 | 58 |
| LAST 12 Division I GAMES: | | | | | | | | | | | | | | | | | |
| 212 | A | Idaho St. | 52 | 57 | 333 | H | Montana | 74 | 58 | | | | | | | | |
| 99 | H | Northern Colo. | 79 | 88 | 65 | H | Montana St. | 68 | 83 | | | | | | | | |
| 148 | H | North Dakota | 65 | 70 | 173 | H | Fresno St. | 57 | 60 | | | | | | | | |
| 159 | A | Eastern Wash. | 85 | 99 | 51 | A | Utah | 52 | 71 | | | | | | | | |
| 151 | A | Idaho | 77 | 95 | 213 | H | CSUN | 78 | 89 | | | | | | | | |
| 212 | H | Idaho St. | 50 | 43 | 100 | A | BYU | 64 | 73 | | | | | | | | |

Non-Div I Games: Cal St. San B'dino 75 69 Westminster (UT) 81 68

Weber St.

■ Loss,
 ■ Non-Conf,
 ■ S Site,
 ■ Home
 ■ A Away
 N Neutral

| | | | | | | | | | | |
|-------------------|----------|-----------|----------------|------------|-------------|---------------|------|------|-------|-----------|
| Average RPI Win: | 197 | WON-LOST | WINNING | LAST 10 | STRENGTH OF | OPP. STRENGTH | TEAM | ADJ. | CONF. | ADJ CONF. |
| Average RPI Loss: | 19 | RECORD | PCT. RANK | GAMES | SCHEDULE | OF SCHEDULE | RPI | RPI | RPI | RPI |
| DIV. I ONLY | 16- 6 | 51 | 4- 6 | 80 | 69 | 50 | 50 | 4 | 4 | |
| DIV. I NON-CONF. | 12- 0 | 1 | 2- 0 | 282 | 301 | 62 | 62 | 3 | 3 | |
| TOTALS | RPI 1-25 | RPI 26-50 | W-L RECORDS | RPI 51-100 | RPI 101-150 | RPI 150+ | | | | |
| 16- 6 | 2- 5 | 0- 0 | OVERALL | 1- 1 | 4- 0 | 9- 0 | | | | |
| 11- 2 | 1- 2 | 0- 0 | HOME | 1- 0 | 1- 0 | 8- 0 | | | | |
| 2- 4 | 0- 3 | 0- 0 | AWAY | 0- 1 | 2- 0 | 0- 0 | | | | |
| 3- 0 | 1- 0 | 0- 0 | NEUTRAL | 0- 0 | 1- 0 | 1- 0 | | | | |
| 12- 0 | 1- 0 | 0- 0 | NON-CONFERENCE | 0- 0 | 2- 0 | 9- 0 | | | | |
| 9- 0 | 0- 0 | 0- 0 | HOME | 0- 0 | 1- 0 | 8- 0 | | | | |
| 0- 0 | 0- 0 | 0- 0 | AWAY | 0- 0 | 0- 0 | 0- 0 | | | | |
| 3- 0 | 1- 0 | 0- 0 | NEUTRAL | 0- 0 | 1- 0 | 1- 0 | | | | |
| 4- 6 | 1- 5 | 0- 0 | CONFERENCE | 1- 1 | 2- 0 | 0- 0 | | | | |
| 2- 2 | 1- 2 | 0- 0 | HOME | 1- 0 | 0- 0 | 0- 0 | | | | |
| 2- 4 | 0- 3 | 0- 0 | AWAY | 0- 1 | 2- 0 | 0- 0 | | | | |
| 0- 0 | 0- 0 | 0- 0 | NEUTRAL | 0- 0 | 0- 0 | 0- 0 | | | | |

| RPI 1-25 | | | | RPI 26-50 | | Team's RPI: 50 | | RPI 51-100 | | | | RPI 101+ | | | |
|---------------------------|---|------------|-------|-----------|---|----------------|--------|------------|---|------------|-------|----------|---|----------------|--------|
| RPI | S | Opponent | Score | RPI | S | Opponent | Score | RPI | S | Opponent | Score | RPI | S | Opponent | Score |
| 5 | A | Baylor | 73 79 | | | | | 61 | A | Texas Tech | 66 75 | 103 | H | Ole Miss | 66 61 |
| 5 | H | Baylor | 56 91 | | | | | 61 | H | Texas Tech | 89 79 | 106 | N | East Carolina | 79 47 |
| 12 | A | Texas | 54 69 | | | | | | | | | 136 | A | Kansas | 62 51 |
| 12 | H | Texas | 63 73 | | | | | | | | | 140 | A | TCU | 83 61 |
| 16 | A | Kansas St. | 71 86 | | | | | | | | | 200 | H | Morehead St. | 94 53 |
| 21 | N | Auburn | 56 52 | | | | | | | | | 241 | H | Howard | 95 49 |
| 22 | H | Oklahoma | 83 73 | | | | | | | | | 274 | N | N.C. A&T | 80 64 |
| | | | | | | | | | | | | 289 | H | Charleston So. | 88 38 |
| | | | | | | | | | | | | 295 | H | Coppin St. | 69 39 |
| | | | | | | | | | | | | 297 | H | USC Upstate | 91 33 |
| | | | | | | | | | | | | 311 | H | High Point | 82 59 |
| | | | | | | | | | | | | 325 | H | Mt. St. Mary's | 77 45 |
| | | | | | | | | | | | | 335 | H | Longwood | 107 40 |
| LAST 12 Division I GAMES: | | | | | | | | | | | | | | | |
| 12 | A | Texas | 54 69 | 22 | H | Oklahoma | 83 73 | | | | | | | | |
| 61 | H | Texas Tech | 89 79 | 5 | H | Baylor | 56 91 | | | | | | | | |
| 5 | A | Baylor | 73 79 | 16 | A | Kansas St. | 71 86 | | | | | | | | |
| 136 | A | Kansas | 62 51 | 140 | A | TCU | 83 61 | | | | | | | | |
| 12 | H | Texas | 63 73 | 325 | H | Mt. St. Mary's | 77 45 | | | | | | | | |
| 61 | A | Texas Tech | 66 75 | 335 | H | Longwood | 107 40 | | | | | | | | |

Non-Div I Games:

West Virginia

■ Loss,
■ Non-Conf,
■ S Site,
■ H Home
■ A Away
N Neutral

| Average RPI Win: | 315 | WON-LOST | WINNING | LAST 10 | STRENGTH OF | OPP. STRENGTH | TEAM | ADJ. | CONF. | ADJ CONF. |
|-------------------|----------|-----------|----------------|------------|-------------|---------------|------|------|-------|-----------|
| Average RPI Loss: | 174 | RECORD | PCT. RANK | GAMES | SCHEDULE | OF SCHEDULE | RPI | RPI | RPI | RPI |
| DIV. I ONLY | 4- 17 | 315 | 2- 8 | 187 | 289 | 303 | 303 | 18 | 18 | |
| DIV. I NON-CONF. | 4- 10 | 259 | 2- 3 | 212 | 304 | 279 | 279 | 22 | 22 | |
| TOTALS | RPI 1-25 | RPI 26-50 | W-L RECORDS | RPI 51-100 | RPI 101-150 | RPI 150+ | | | | |
| 4- 17 | 0- 1 | 0- 0 | OVERALL | 0- 0 | 0- 7 | 4- 9 | | | | |
| 2- 5 | 0- 0 | 0- 0 | HOME | 0- 0 | 0- 1 | 2- 4 | | | | |
| 2- 10 | 0- 1 | 0- 0 | AWAY | 0- 0 | 0- 4 | 2- 5 | | | | |
| 0- 2 | 0- 0 | 0- 0 | NEUTRAL | 0- 0 | 0- 2 | 0- 0 | | | | |
| 4- 10 | 0- 1 | 0- 0 | NON-CONFERENCE | 0- 0 | 0- 5 | 4- 4 | | | | |
| 2- 3 | 0- 0 | 0- 0 | HOME | 0- 0 | 0- 0 | 2- 3 | | | | |
| 2- 5 | 0- 1 | 0- 0 | AWAY | 0- 0 | 0- 3 | 2- 1 | | | | |
| 0- 2 | 0- 0 | 0- 0 | NEUTRAL | 0- 0 | 0- 2 | 0- 0 | | | | |
| 0- 7 | 0- 0 | 0- 0 | CONFERENCE | 0- 0 | 0- 2 | 0- 5 | | | | |
| 0- 2 | 0- 0 | 0- 0 | HOME | 0- 0 | 0- 1 | 0- 1 | | | | |
| 0- 5 | 0- 0 | 0- 0 | AWAY | 0- 0 | 0- 1 | 0- 4 | | | | |
| 0- 0 | 0- 0 | 0- 0 | NEUTRAL | 0- 0 | 0- 0 | 0- 0 | | | | |

| RPI | S | Opponent | Score | RPI | S | Opponent | Score | RPI | S | Opponent | Score | RPI | S | Opponent | Score | Team's RPI: 303 |
|---------------------------|---|-------------|-------|-----|---|----------------|-------|-----|---|----------|-------|-----|---|----------------|-------|-----------------|
| 6 | A | Florida St. | 41 90 | | | | | | | | | 102 | A | Chattanooga | 46 67 | |
| | | | | | | | | | | | | 116 | A | Georgia | 43 78 | |
| | | | | | | | | | | | | 118 | H | Mercer | 57 59 | |
| | | | | | | | | | | | | 120 | N | Duquesne | 50 65 | |
| | | | | | | | | | | | | 121 | A | Radford | 39 67 | |
| | | | | | | | | | | | | 124 | A | Clemson | 63 78 | |
| | | | | | | | | | | | | 141 | N | San Francisco | 52 73 | |
| | | | | | | | | | | | | 178 | A | ETSU | 57 76 | |
| | | | | | | | | | | | | 208 | A | UNC Asheville | 53 62 | |
| | | | | | | | | | | | | 226 | H | Samford | 42 49 | |
| | | | | | | | | | | | | 227 | A | Wofford | 59 68 | |
| | | | | | | | | | | | | 228 | H | Campbell | 48 50 | |
| | | | | | | | | | | | | 236 | A | Furman | 44 73 | |
| | | | | | | | | | | | | 253 | A | UNCG | 45 62 | |
| | | | | | | | | | | | | 270 | H | UT Martin | 72 84 | |
| | | | | | | | | | | | | 278 | H | Gardner-Webb | 60 68 | |
| | | | | | | | | | | | | 289 | H | Charleston So. | 58 53 | |
| | | | | | | | | | | | | 311 | H | High Point | 73 64 | |
| | | | | | | | | | | | | 313 | A | Eastern Ky. | 72 61 | |
| | | | | | | | | | | | | 345 | A | Florida A&M | 62 61 | |
| LAST 12 Division I GAMES: | | | | | | | | | | | | | | | | |
| 253 | A | UNCG | 45 62 | 227 | A | Wofford | 59 68 | | | | | | | | | |
| 178 | A | ETSU | 57 76 | 289 | H | Charleston So. | 58 53 | | | | | | | | | |
| 102 | A | Chattanooga | 46 67 | 116 | A | Georgia | 43 78 | | | | | | | | | |
| 118 | H | Mercer | 57 59 | 311 | H | High Point | 73 64 | | | | | | | | | |
| 226 | H | Samford | 42 49 | 278 | H | Gardner-Webb | 60 68 | | | | | | | | | |
| 236 | A | Furman | 44 73 | 121 | A | Radford | 39 67 | | | | | | | | | |

Non-Div I Games: North Greenville 95 48

Western Caro.

Loss, Non-Conf, S Site, H Home A Away N Neutral

| | | | | | | | | | |
|-----------------------------|----------|-----------|----------------|-------------|---------------|----------|------|-------|-----------|
| Average RPI Win: 233 | WON-LOST | WINNING | LAST 10 | STRENGTH OF | OPP. STRENGTH | TEAM | ADJ. | CONF. | ADJ CONF. |
| Average RPI Loss: 67 | RECORD | PCT. RANK | GAMES | SCHEDULE | OF SCHEDULE | RPI | RPI | RPI | RPI |
| DIV. I ONLY | 15- 6 | 58 | 7- 3 | 222 | 163 | 96 | 96 | 11 | 11 |
| DIV. I NON-CONF. | 8- 3 | 67 | 2- 0 | 292 | 219 | 104 | 104 | 9 | 9 |
| <hr/> | | | | | | | | | |
| TOTALS | RPI 1-25 | RPI 26-50 | W-L RECORDS | RPI 51-100 | RPI 101-150 | RPI 150+ | | | |
| 15- 6 | 0- 0 | 0- 3 | OVERALL | 2- 2 | 2- 0 | 11- 1 | | | |
| 7- 1 | 0- 0 | 0- 0 | HOME | 1- 1 | 1- 0 | 5- 0 | | | |
| 8- 5 | 0- 0 | 0- 0 | AWAY | 1- 0 | 1- 0 | 6- 0 | | | |
| 0- 0 | 0- 0 | 0- 0 | NEUTRAL | 0- 0 | 0- 0 | 0- 0 | | | |
| 8- 3 | 0- 0 | 0- 2 | NON-CONFERENCE | 1- 0 | 0- 0 | 7- 1 | | | |
| 4- 0 | 0- 0 | 0- 0 | HOME | 1- 0 | 0- 0 | 3- 0 | | | |
| 4- 3 | 0- 0 | 0- 2 | AWAY | 0- 0 | 0- 0 | 4- 1 | | | |
| 0- 0 | 0- 0 | 0- 0 | NEUTRAL | 0- 0 | 0- 0 | 0- 0 | | | |
| 7- 3 | 0- 0 | 0- 1 | CONFERENCE | 1- 2 | 2- 0 | 4- 0 | | | |
| 3- 1 | 0- 0 | 0- 0 | HOME | 0- 1 | 1- 0 | 2- 0 | | | |
| 4- 2 | 0- 0 | 0- 1 | AWAY | 1- 1 | 1- 0 | 2- 0 | | | |
| 0- 0 | 0- 0 | 0- 0 | NEUTRAL | 0- 0 | 0- 0 | 0- 0 | | | |

| RPI 1-25 | | | | RPI 26-50 | | | | RPI 51-100 | | | | Team's RPI: 96 | RPI 101+ | | | |
|---------------------------|---|----------|-------|-----------|---|------------------|--------|------------|---|---------------|-------|----------------|----------|---|-------------------|--------|
| RPI | S | Opponent | Score | RPI | S | Opponent | Score | RPI | S | Opponent | Score | | RPI | S | Opponent | Score |
| | | | | 31 | A | Missouri | 68 71 | 66 | A | South Dakota | 86 78 | | 145 | A | Oral Roberts | 76 62 |
| | | | | 38 | A | South Dakota St. | 58 73 | 67 | A | IUPUI | 52 66 | | 145 | H | Oral Roberts | 76 72 |
| | | | | 40 | A | Marquette | 61 77 | 67 | H | IUPUI | 72 76 | | 161 | A | Milwaukee | 68 76 |
| | | | | | | | | 86 | H | Northern Ill. | 83 79 | | 163 | A | Omaha | 78 74 |
| | | | | | | | | | | | | | 211 | A | SIUE | 76 74 |
| | | | | | | | | | | | | | 234 | H | Bradley | 91 77 |
| | | | | | | | | | | | | | 283 | H | North Dakota St. | 110 81 |
| | | | | | | | | | | | | | 286 | A | Southeast Mo. St. | 100 87 |
| | | | | | | | | | | | | | 296 | H | Denver | 87 62 |
| | | | | | | | | | | | | | 305 | A | UMKC | 78 65 |
| | | | | | | | | | | | | | 309 | H | Eastern Ill. | 83 62 |
| | | | | | | | | | | | | | 314 | H | Illinois St. | 80 50 |
| | | | | | | | | | | | | | 318 | A | Fort Wayne | 75 53 |
| | | | | | | | | | | | | | 328 | A | Chicago St. | 54 50 |
| LAST 12 Division I GAMES: | | | | | | | | | | | | | | | | |
| | | | | 145 | A | Oral Roberts | 76 62 | 145 | H | Oral Roberts | 76 72 | | | | | |
| | | | | 66 | A | South Dakota | 86 78 | 296 | H | Denver | 87 62 | | | | | |
| | | | | 67 | H | IUPUI | 72 76 | 67 | A | IUPUI | 52 66 | | | | | |
| | | | | 38 | A | South Dakota St. | 58 73 | 318 | A | Fort Wayne | 75 53 | | | | | |
| | | | | 283 | H | North Dakota St. | 110 81 | 314 | H | Illinois St. | 80 50 | | | | | |
| | | | | 163 | A | Omaha | 78 74 | 328 | A | Chicago St. | 54 50 | | | | | |

Non-Div I Games: Graceland (IA) 118 40 Monmouth (IL) 113 29

Western Ill.

| | | | | | | | | | | |
|-------------------|----------|-----------|----------------|------------|-------------|---------------|------|------|-------|-----------|
| Average RPI Win: | 213 | WON-LOST | WINNING | LAST 10 | STRENGTH OF | OPP. STRENGTH | TEAM | ADJ. | CONF. | ADJ CONF. |
| Average RPI Loss: | 62 | RECORD | PCT. RANK | GAMES | SCHEDULE | OF SCHEDULE | RPI | RPI | RPI | RPI |
| DIV. I ONLY | 15- 6 | 58 | 1- 0 | 159 | 119 | 91 | 91 | 15 | 15 | |
| DIV. I NON-CONF. | 8- 4 | 97 | 1- 0 | 140 | 104 | 99 | 99 | 16 | 16 | |
| TOTALS | RPI 1-25 | RPI 26-50 | W-L RECORDS | RPI 51-100 | RPI 101-150 | RPI 150+ | | | | |
| 15- 6 | 0- 2 | 0- 1 | OVERALL | 2- 2 | 3- 1 | 10- 0 | | | | |
| 10- 1 | 0- 0 | 0- 1 | HOME | 2- 0 | 1- 0 | 7- 0 | | | | |
| 4- 3 | 0- 1 | 0- 0 | AWAY | 0- 1 | 1- 1 | 3- 0 | | | | |
| 1- 2 | 0- 1 | 0- 0 | NEUTRAL | 0- 1 | 1- 0 | 0- 0 | | | | |
| 8- 4 | 0- 2 | 0- 1 | NON-CONFERENCE | 1- 1 | 2- 0 | 5- 0 | | | | |
| 5- 1 | 0- 0 | 0- 1 | HOME | 1- 0 | 1- 0 | 3- 0 | | | | |
| 2- 1 | 0- 1 | 0- 0 | AWAY | 0- 0 | 0- 0 | 2- 0 | | | | |
| 1- 2 | 0- 1 | 0- 0 | NEUTRAL | 0- 1 | 1- 0 | 0- 0 | | | | |
| 7- 2 | 0- 0 | 0- 0 | CONFERENCE | 1- 1 | 1- 1 | 5- 0 | | | | |
| 5- 0 | 0- 0 | 0- 0 | HOME | 1- 0 | 0- 0 | 4- 0 | | | | |
| 2- 2 | 0- 0 | 0- 0 | AWAY | 0- 1 | 1- 1 | 1- 0 | | | | |
| 0- 0 | 0- 0 | 0- 0 | NEUTRAL | 0- 0 | 0- 0 | 0- 0 | | | | |

| RPI 1-25 | | | | RPI 26-50 | | | | RPI 51-100 Team's RPI: 91 | | | | RPI 101+ | | | |
|---------------------------|---|--------------|-------|-----------|---|--------------------|-------|---------------------------|---|-------------------|-------|----------|---|--------------------|-------|
| RPI | S | Opponent | Score | RPI | S | Opponent | Score | RPI | S | Opponent | Score | RPI | S | Opponent | Score |
| 13 | A | Louisville | 61 68 | 45 | H | UT Arlington | 68 71 | 52 | H | Indiana | 85 74 | 112 | N | Kent St. | 79 73 |
| 17 | N | DePaul | 69 77 | | | | | 70 | N | George Washington | 49 68 | 128 | H | Ball St. | 68 61 |
| | | | | | | | | 78 | A | Charlotte | 85 89 | 131 | A | Old Dominion | 67 62 |
| | | | | | | | | 88 | H | Middle Tenn. | 66 51 | 148 | A | UTSA | 77 80 |
| | | | | | | | | | | | | 189 | H | UAB | 60 48 |
| | | | | | | | | | | | | 194 | H | Col. of Charleston | 89 76 |
| | | | | | | | | | | | | 223 | H | Marshall | 73 57 |
| | | | | | | | | | | | | 258 | A | Austin Peay | 85 65 |
| | | | | | | | | | | | | 260 | H | FIU | 90 38 |
| | | | | | | | | | | | | 282 | A | UTEP | 71 54 |
| | | | | | | | | | | | | 285 | H | Lipscomb | 87 35 |
| | | | | | | | | | | | | 313 | A | Eastern Ky. | 90 63 |
| | | | | | | | | | | | | 330 | H | Fla. Atlantic | 76 55 |
| | | | | | | | | | | | | 349 | H | Alabama A&M | 96 32 |
| LAST 12 Division I GAMES: | | | | | | | | | | | | | | | |
| 112 | N | Kent St. | 79 73 | 131 | A | Old Dominion | 67 62 | | | | | | | | |
| 148 | A | UTSA | 77 80 | 78 | A | Charlotte | 85 89 | | | | | | | | |
| 282 | A | UTEP | 71 54 | 260 | H | FIU | 90 38 | | | | | | | | |
| 223 | H | Marshall | 73 57 | 330 | H | Fla. Atlantic | 76 55 | | | | | | | | |
| 88 | H | Middle Tenn. | 66 51 | 128 | H | Ball St. | 68 61 | | | | | | | | |
| 189 | H | UAB | 60 48 | 194 | H | Col. of Charleston | 89 76 | | | | | | | | |

Non-Div I Games:

Western Ky.

| | | | | | | | | | | |
|-------------------|----------|-----------|----------------|------------|-------------|---------------|------|------|-------|-----------|
| Average RPI Win: | 261 | WON-LOST | WINNING | LAST 10 | STRENGTH OF | OPP. STRENGTH | TEAM | ADJ. | CONF. | ADJ CONF. |
| Average RPI Loss: | 78 | RECORD | PCT. RANK | GAMES | SCHEDULE | OF SCHEDULE | RPI | RPI | RPI | RPI |
| DIV. I ONLY | 14- 6 | 72 | 6- 4 | 333 | 110 | 167 | 167 | 10 | 10 | |
| DIV. I NON-CONF. | 9- 2 | 37 | 3- 0 | 348 | 143 | 186 | 186 | 11 | 11 | |
| TOTALS | RPI 1-25 | RPI 26-50 | W-L RECORDS | RPI 51-100 | RPI 101-150 | RPI 150+ | | | | |
| 14- 6 | 0- 0 | 0- 1 | OVERALL | 0- 3 | 0- 2 | 14- 0 | | | | |
| 6- 3 | 0- 0 | 0- 0 | HOME | 0- 2 | 0- 1 | 6- 0 | | | | |
| 7- 3 | 0- 0 | 0- 0 | AWAY | 0- 0 | 0- 0 | 7- 0 | | | | |
| 1- 0 | 0- 0 | 0- 0 | NEUTRAL | 0- 0 | 0- 0 | 1- 0 | | | | |
| 9- 2 | 0- 0 | 0- 1 | NON-CONFERENCE | 0- 1 | 0- 0 | 9- 0 | | | | |
| 4- 1 | 0- 0 | 0- 0 | HOME | 0- 1 | 0- 0 | 4- 0 | | | | |
| 4- 1 | 0- 0 | 0- 1 | AWAY | 0- 0 | 0- 0 | 4- 0 | | | | |
| 1- 0 | 0- 0 | 0- 0 | NEUTRAL | 0- 0 | 0- 0 | 1- 0 | | | | |
| 5- 4 | 0- 0 | 0- 0 | CONFERENCE | 0- 2 | 0- 2 | 5- 0 | | | | |
| 2- 2 | 0- 0 | 0- 0 | HOME | 0- 1 | 0- 1 | 2- 0 | | | | |
| 3- 2 | 0- 0 | 0- 0 | AWAY | 0- 1 | 0- 1 | 3- 0 | | | | |
| 0- 0 | 0- 0 | 0- 0 | NEUTRAL | 0- 0 | 0- 0 | 0- 0 | | | | |

| RPI S | Opponent | Score | RPI S | Opponent | Score | RPI S | Opponent | Score | RPI S | Opponent | Score | Team's RPI: 167 |
|---------------------------|----------|-------|-------|---------------|-------|-------|--------------|-------|-------|------------------|-------|-----------------|
| | | | 32 A | Michigan | 40 66 | 59 H | Michigan St. | 64 68 | 112 H | Kent St. | 67 71 | |
| | | | | | | 62 A | Ohio | 67 80 | 128 A | Ball St. | 56 61 | |
| | | | | | | 72 H | Buffalo | 47 62 | 174 A | Detroit | 75 65 | |
| | | | | | | | | | 188 A | Akron | 73 57 | |
| | | | | | | | | | 188 H | Akron | 73 60 | |
| | | | | | | | | | 216 A | Miami (OH) | 85 60 | |
| | | | | | | | | | 234 H | Bradley | 83 64 | |
| | | | | | | | | | 255 H | Bowling Green | 75 58 | |
| | | | | | | | | | 261 A | Eastern Mich. | 76 67 | |
| | | | | | | | | | 283 A | North Dakota St. | 68 63 | |
| | | | | | | | | | 292 H | Davidson | 76 63 | |
| | | | | | | | | | 302 H | Loyola Chicago | 65 53 | |
| | | | | | | | | | 305 A | UMKC | 66 54 | |
| | | | | | | | | | 313 N | Eastern Ky. | 74 59 | |
| | | | | | | | | | 318 H | Fort Wayne | 61 35 | |
| | | | | | | | | | 328 A | Chicago St. | 64 51 | |
| LAST 12 Division I GAMES: | | | | | | | | | | | | |
| | | | 72 H | Buffalo | 47 62 | 128 A | Ball St. | 56 61 | | | | |
| | | | 62 A | Ohio | 67 80 | 216 A | Miami (OH) | 85 60 | | | | |
| | | | 188 A | Akron | 73 57 | 188 H | Akron | 73 60 | | | | |
| | | | 112 H | Kent St. | 67 71 | 328 A | Chicago St. | 64 51 | | | | |
| | | | 261 A | Eastern Mich. | 76 67 | 234 H | Bradley | 83 64 | | | | |
| | | | 255 H | Bowling Green | 75 58 | 174 A | Detroit | 75 65 | | | | |

Non-Div I Games:

Western Mich.

■ Loss,
 ■ Non-Conf, S Site,
 ■ Home
 ■ Away
 N Neutral

| | | | | | | | | | | |
|-------------------|----------|-----------|----------------|------------|-------------|---------------|------|------|-------|-----------|
| Average RPI Win: | 228 | WON-LOST | WINNING | LAST 10 | STRENGTH OF | OPP. STRENGTH | TEAM | ADJ. | CONF. | ADJ CONF. |
| Average RPI Loss: | 97 | RECORD | PCT. RANK | GAMES | SCHEDULE | OF SCHEDULE | RPI | RPI | RPI | RPI |
| DIV. I ONLY | 10- 10 | 166 | 5- 5 | 163 | 109 | 171 | 171 | 16 | 16 | |
| DIV. I NON-CONF. | 5- 6 | 186 | 2- 1 | 105 | 46 | 178 | 178 | 14 | 14 | |
| TOTALS | RPI 1-25 | RPI 26-50 | W-L RECORDS | RPI 51-100 | RPI 101-150 | RPI 150+ | | | | |
| 10- 10 | 0- 1 | 1- 4 | OVERALL | 0- 2 | 1- 0 | 8- 3 | | | | |
| 6- 4 | 0- 0 | 1- 2 | HOME | 0- 1 | 1- 0 | 4- 1 | | | | |
| 3- 4 | 0- 0 | 0- 2 | AWAY | 0- 0 | 0- 0 | 3- 2 | | | | |
| 1- 2 | 0- 1 | 0- 0 | NEUTRAL | 0- 1 | 0- 0 | 1- 0 | | | | |
| 5- 6 | 0- 1 | 1- 3 | NON-CONFERENCE | 0- 1 | 1- 0 | 3- 1 | | | | |
| 4- 2 | 0- 0 | 1- 1 | HOME | 0- 0 | 1- 0 | 2- 1 | | | | |
| 0- 2 | 0- 0 | 0- 2 | AWAY | 0- 0 | 0- 0 | 0- 0 | | | | |
| 1- 2 | 0- 1 | 0- 0 | NEUTRAL | 0- 1 | 0- 0 | 1- 0 | | | | |
| 5- 4 | 0- 0 | 0- 1 | CONFERENCE | 0- 1 | 0- 0 | 5- 2 | | | | |
| 2- 2 | 0- 0 | 0- 1 | HOME | 0- 1 | 0- 0 | 2- 0 | | | | |
| 3- 2 | 0- 0 | 0- 0 | AWAY | 0- 0 | 0- 0 | 3- 2 | | | | |
| 0- 0 | 0- 0 | 0- 0 | NEUTRAL | 0- 0 | 0- 0 | 0- 0 | | | | |

| RPI 1-25 | | | | RPI 26-50 | | | | RPI 51-100 | | | | RPI 101+ Team's RPI: 171 | | | |
|---------------------------|---|----------|--------------|-----------|---|------------------|--------------|------------|---|-------------------|--------------|--------------------------|---|-------------------|--------------|
| RPI | S | Opponent | Score | RPI | S | Opponent | Score | RPI | S | Opponent | Score | RPI | S | Opponent | Score |
| 8 | N | Stanford | 39 87 | 28 | H | Creighton | 62 54 | 58 | H | UNI | 61 63 | 115 | H | Abilene Christian | 81 62 |
| | | | | 31 | A | Missouri | 57 64 | 93 | N | Purdue | 49 86 | 157 | N | Northeastern | 87 73 |
| | | | | 34 | H | Drake | 78 83 | | | | | 160 | A | Missouri St. | 62 73 |
| | | | | 38 | H | South Dakota St. | 58 78 | | | | | 187 | A | Indiana St. | 56 42 |
| | | | | 45 | A | UT Arlington | 70 74 | | | | | 198 | A | Southern Ill. | 54 77 |
| LAST 12 Division I GAMES: | | | | | | | | | | | | | | | |
| | | | | 302 | A | Loyola Chicago | 83 64 | 160 | A | Missouri St. | 62 73 | 234 | H | Bradley | 65 54 |
| | | | | 187 | A | Indiana St. | 56 42 | 58 | H | UNI | 61 63 | 279 | A | Evansville | 74 67 |
| | | | | 314 | H | Illinois St. | 67 45 | 34 | H | Drake | 78 83 | 302 | A | Loyola Chicago | 83 64 |
| | | | | 234 | H | Bradley | 65 54 | 38 | H | South Dakota St. | 58 78 | 305 | H | UMKC | 54 56 |
| | | | | 279 | A | Evansville | 74 67 | 336 | H | Incarnate Word | 73 63 | 314 | H | Illinois St. | 67 45 |
| | | | | 198 | A | Southern Ill. | 54 77 | 115 | H | Abilene Christian | 81 62 | 324 | H | Arkansas St. | 69 51 |
| | | | | | | | | | | | | 336 | H | Incarnate Word | 73 63 |

Non-Div I Games:

Wichita St.

William & Mary

Through Games Of Feb. 1, 2017

| | | | | | | | | | | |
|-------------------|----------|-----------|----------------|------------|-------------|---------------|------|------|-------|-----------|
| Average RPI Win: | 216 | WON-LOST | WINNING | LAST 10 | STRENGTH OF | OPP. STRENGTH | TEAM | ADJ. | CONF. | ADJ CONF. |
| Average RPI Loss: | 103 | RECORD | PCT. RANK | GAMES | SCHEDULE | OF SCHEDULE | RPI | RPI | RPI | RPI |
| DIV. I ONLY | 13- 6 | 78 | 5- 5 | 207 | 138 | 127 | 127 | 8 | 8 | |
| DIV. I NON-CONF. | 10- 1 | 16 | 4- 0 | 280 | 283 | 91 | 91 | 8 | 8 | |
| TOTALS | RPI 1-25 | RPI 26-50 | W-L RECORDS | RPI 51-100 | RPI 101-150 | RPI 150+ | | | | |
| 13- 6 | 0- 0 | 0- 2 | OVERALL | 0- 1 | 3- 1 | 10- 2 | | | | |
| 7- 4 | 0- 0 | 0- 2 | HOME | 0- 1 | 1- 1 | 6- 0 | | | | |
| 6- 2 | 0- 0 | 0- 0 | AWAY | 0- 0 | 2- 0 | 4- 2 | | | | |
| 0- 0 | 0- 0 | 0- 0 | NEUTRAL | 0- 0 | 0- 0 | 0- 0 | | | | |
| 10- 1 | 0- 0 | 0- 0 | NON-CONFERENCE | 0- 1 | 2- 0 | 8- 0 | | | | |
| 6- 1 | 0- 0 | 0- 0 | HOME | 0- 1 | 1- 0 | 5- 0 | | | | |
| 4- 0 | 0- 0 | 0- 0 | AWAY | 0- 0 | 1- 0 | 3- 0 | | | | |
| 0- 0 | 0- 0 | 0- 0 | NEUTRAL | 0- 0 | 0- 0 | 0- 0 | | | | |
| 3- 5 | 0- 0 | 0- 2 | CONFERENCE | 0- 0 | 1- 1 | 2- 2 | | | | |
| 1- 3 | 0- 0 | 0- 2 | HOME | 0- 0 | 0- 1 | 1- 0 | | | | |
| 2- 2 | 0- 0 | 0- 0 | AWAY | 0- 0 | 1- 0 | 1- 2 | | | | |
| 0- 0 | 0- 0 | 0- 0 | NEUTRAL | 0- 0 | 0- 0 | 0- 0 | | | | |

| RPI S | Opponent | Score | RPI S | Opponent | Score | RPI S | Opponent | Score | RPI S | Opponent | Score | Team's RPI: 127 |
|---------------------------|-----------------|-------|-------|----------------------|-------|-------|-------------------|-------|-------|----------------------|-------|-----------------|
| 27 | H Elon | 58 60 | 44 | H James Madison | 64 79 | 87 | H St. John's (NY) | 57 73 | 106 | H East Carolina | 82 72 | |
| | | | | | | | | | 110 | A Delaware | 60 49 | |
| | | | | | | | | | 110 | H Delaware | 54 68 | |
| | | | | | | | | | 131 | A Old Dominion | 69 58 | |
| | | | | | | | | | 155 | A Towson | 60 64 | |
| | | | | | | | | | 157 | H Northeastern | 60 58 | |
| | | | | | | | | | 181 | A American | 48 34 | |
| | | | | | | | | | 194 | A Col. of Charleston | 60 70 | |
| | | | | | | | | | 206 | H Dartmouth | 63 50 | |
| | | | | | | | | | 219 | A UNCW | 57 43 | |
| | | | | | | | | | 221 | H Saint Francis (PA) | 73 60 | |
| | | | | | | | | | 246 | H Richmond | 67 39 | |
| | | | | | | | | | 269 | A Norfolk St. | 65 52 | |
| | | | | | | | | | 297 | A USC Upstate | 49 46 | |
| | | | | | | | | | 325 | H Mt. St. Mary's | 68 46 | |
| | | | | | | | | | 342 | H Delaware St. | 82 48 | |
| LAST 12 Division I GAMES: | | | | | | | | | | | | |
| 44 | H James Madison | 64 79 | 194 | A Col. of Charleston | 60 70 | | | | | | | |
| 110 | H Delaware | 54 68 | 110 | A Delaware | 60 49 | | | | | | | |
| 27 | H Elon | 58 60 | 106 | H East Carolina | 82 72 | | | | | | | |
| 155 | A Towson | 60 64 | 221 | H Saint Francis (PA) | 73 60 | | | | | | | |
| 219 | A UNCW | 57 43 | 325 | H Mt. St. Mary's | 68 46 | | | | | | | |
| 157 | H Northeastern | 60 58 | 269 | A Norfolk St. | 65 52 | | | | | | | |

Non-Div I Games:

William & Mary

■ Loss,
 ■ Non-Conf,
 ■ S Site,
 ■ H Home
 ■ A Away
 N Neutral

| Average RPI Win: | 335 | WON-LOST | WINNING | LAST 10 | STRENGTH OF | OPP. STRENGTH | TEAM | ADJ. | CONF. | ADJ CONF. |
|-------------------|----------|-----------|----------------|------------|-------------|---------------|------|------|-------|-----------|
| Average RPI Loss: | 179 | RECORD | PCT. RANK | GAMES | SCHEDULE | OF SCHEDULE | RPI | RPI | RPI | RPI |
| DIV. I ONLY | 1- 19 | 344 | 1- 9 | 138 | 272 | 326 | 326 | 28 | 28 | |
| DIV. I NON-CONF. | 0- 11 | 335 | 0- 3 | 33 | 167 | 282 | 282 | 28 | 28 | |
| TOTALS | RPI 1-25 | RPI 26-50 | W-L RECORDS | RPI 51-100 | RPI 101-150 | RPI 150+ | | | | |
| 1- 19 | 0- 2 | 0- 2 | OVERALL | 0- 1 | 0- 2 | 1- 12 | | | | |
| 1- 9 | 0- 0 | 0- 0 | HOME | 0- 0 | 0- 2 | 1- 7 | | | | |
| 0- 7 | 0- 1 | 0- 1 | AWAY | 0- 0 | 0- 0 | 0- 5 | | | | |
| 0- 3 | 0- 1 | 0- 1 | NEUTRAL | 0- 1 | 0- 0 | 0- 0 | | | | |
| 0- 11 | 0- 2 | 0- 2 | NON-CONFERENCE | 0- 1 | 0- 1 | 0- 5 | | | | |
| 0- 5 | 0- 0 | 0- 0 | HOME | 0- 0 | 0- 1 | 0- 4 | | | | |
| 0- 3 | 0- 1 | 0- 1 | AWAY | 0- 0 | 0- 0 | 0- 1 | | | | |
| 0- 3 | 0- 1 | 0- 1 | NEUTRAL | 0- 1 | 0- 0 | 0- 0 | | | | |
| 1- 8 | 0- 0 | 0- 0 | CONFERENCE | 0- 0 | 0- 1 | 1- 7 | | | | |
| 1- 4 | 0- 0 | 0- 0 | HOME | 0- 0 | 0- 1 | 1- 3 | | | | |
| 0- 4 | 0- 0 | 0- 0 | AWAY | 0- 0 | 0- 0 | 0- 4 | | | | |
| 0- 0 | 0- 0 | 0- 0 | NEUTRAL | 0- 0 | 0- 0 | 0- 0 | | | | |

| RPI 1-25 | | | | RPI 26-50 | | | | RPI 51-100 | | | | RPI 101+ Team's RPI: 326 | | | |
|---------------------------|---|----------------|--------|-----------|---|---------------|--------|------------|---|----------|-------|--------------------------|---|--------------------|-------|
| RPI | S | Opponent | Score | RPI | S | Opponent | Score | RPI | S | Opponent | Score | RPI | S | Opponent | Score |
| 5 | A | Baylor | 32 140 | 29 | A | Ohio St. | 48 88 | 97 | N | Gonzaga | 41 71 | 118 | H | Mercer | 48 71 |
| 6 | N | Florida St. | 35 98 | 32 | N | Michigan | 39 76 | | | | | 121 | H | Radford | 50 60 |
| | | | | | | | | | | | | 178 | A | ETSU | 45 62 |
| | | | | | | | | | | | | 188 | H | Akron | 59 80 |
| | | | | | | | | | | | | 194 | H | Col. of Charleston | 64 95 |
| | | | | | | | | | | | | 208 | H | UNC Asheville | 53 68 |
| | | | | | | | | | | | | 228 | A | Campbell | 32 61 |
| | | | | | | | | | | | | 242 | H | Presbyterian | 39 78 |
| | | | | | | | | | | | | 262 | H | Tennessee Tech | 50 73 |
| | | | | | | | | | | | | 277 | A | Liberty | 51 80 |
| | | | | | | | | | | | | 278 | H | Gardner-Webb | 54 89 |
| | | | | | | | | | | | | 289 | A | Charleston So. | 52 71 |
| | | | | | | | | | | | | 311 | A | High Point | 43 88 |
| | | | | | | | | | | | | 335 | H | Longwood | 78 72 |
| | | | | | | | | | | | | 340 | H | South Carolina St. | 55 63 |
| LAST 12 Division I GAMES: | | | | | | | | | | | | | | | |
| 278 | H | Gardner-Webb | 54 89 | 208 | H | UNC Asheville | 53 68 | | | | | | | | |
| 277 | A | Liberty | 51 80 | 121 | H | Radford | 50 60 | | | | | | | | |
| 335 | H | Longwood | 78 72 | 311 | A | High Point | 43 88 | | | | | | | | |
| 242 | H | Presbyterian | 39 78 | 29 | A | Ohio St. | 48 88 | | | | | | | | |
| 228 | A | Campbell | 32 61 | 118 | H | Mercer | 48 71 | | | | | | | | |
| 289 | A | Charleston So. | 52 71 | 5 | A | Baylor | 32 140 | | | | | | | | |

Non-Div I Games: N.C. Wesleyan 89 40

Winthrop

■ Loss,
 ■ Non-Conf,
 ■ S Site,
 ■ H Home
 ■ A Away
 N Neutral

| | | | | | | | | | | |
|-------------------|----------|-----------|----------------|------------|-------------|---------------|------|------|-------|-----------|
| Average RPI Win: | 217 | WON-LOST | WINNING | LAST 10 | STRENGTH OF | OPP. STRENGTH | TEAM | ADJ. | CONF. | ADJ CONF. |
| Average RPI Loss: | 94 | RECORD | PCT. RANK | GAMES | SCHEDULE | OF SCHEDULE | RPI | RPI | RPI | RPI |
| DIV. I ONLY | 5- 17 | 304 | 1- 9 | 50 | 100 | 203 | 203 | 6 | 6 | |
| DIV. I NON-CONF. | 5- 8 | 218 | 2- 1 | 85 | 222 | 188 | 188 | 6 | 6 | |
| TOTALS | RPI 1-25 | RPI 26-50 | W-L RECORDS | RPI 51-100 | RPI 101-150 | RPI 150+ | | | | |
| 5- 17 | 0- 0 | 1- 4 | OVERALL | 0- 8 | 0- 1 | 4- 4 | | | | |
| 2- 9 | 0- 0 | 0- 2 | HOME | 0- 5 | 0- 0 | 2- 2 | | | | |
| 2- 7 | 0- 0 | 1- 2 | AWAY | 0- 3 | 0- 0 | 1- 2 | | | | |
| 1- 1 | 0- 0 | 0- 0 | NEUTRAL | 0- 0 | 0- 1 | 1- 0 | | | | |
| 5- 8 | 0- 0 | 1- 1 | NON-CONFERENCE | 0- 3 | 0- 1 | 4- 3 | | | | |
| 2- 5 | 0- 0 | 0- 1 | HOME | 0- 2 | 0- 0 | 2- 2 | | | | |
| 2- 2 | 0- 0 | 1- 0 | AWAY | 0- 1 | 0- 0 | 1- 1 | | | | |
| 1- 1 | 0- 0 | 0- 0 | NEUTRAL | 0- 0 | 0- 1 | 1- 0 | | | | |
| 0- 9 | 0- 0 | 0- 3 | CONFERENCE | 0- 5 | 0- 0 | 0- 1 | | | | |
| 0- 4 | 0- 0 | 0- 1 | HOME | 0- 3 | 0- 0 | 0- 0 | | | | |
| 0- 5 | 0- 0 | 0- 2 | AWAY | 0- 2 | 0- 0 | 0- 1 | | | | |
| 0- 0 | 0- 0 | 0- 0 | NEUTRAL | 0- 0 | 0- 0 | 0- 0 | | | | |

| RPI S | Opponent | Score | RPI S | Opponent | Score | RPI S | Opponent | Score | RPI S | Opponent | Score | Team's RPI: 203 |
|---------------------------|----------|-------|-------|--------------|-------|-------|------------------|--------|-------|--------------------|---------|-----------------|
| | | | 29 A | Ohio St. | 61 70 | 52 H | Indiana | 54 78 | 103 N | Ole Miss | 44 69 | |
| | | | 30 A | Green Bay | 54 53 | 57 A | Minnesota | 60 88 | 161 A | Milwaukee | 63 80 | |
| | | | 32 H | Michigan | 56 73 | 59 H | Michigan St. | 57 81 | 182 A | Rutgers | 52 68 | |
| | | | 40 H | Marquette | 75 81 | 73 H | North Carolina | 59 72 | 212 H | Idaho St. | 35 42 | |
| | | | 43 A | Northwestern | 43 63 | 74 H | Dayton | 64 83 | 221 H | Saint Francis (PA) | 100 103 | |
| | | | | | | 78 A | Charlotte | 48 63 | 224 H | Butler | 60 55 | |
| | | | | | | 93 H | Purdue | 57 79 | 238 N | Tennessee St. | 80 70 | |
| | | | | | | 95 A | Penn St. | 46 76 | 281 H | Mississippi Val. | 103 61 | |
| | | | | | | | | | 314 A | Illinois St. | 64 46 | |
| LAST 12 Division I GAMES: | | | | | | | | | | | | |
| | | | 43 A | Northwestern | 43 63 | 57 A | Minnesota | 60 88 | | | | |
| | | | 52 H | Indiana | 54 78 | 182 A | Rutgers | 52 68 | | | | |
| | | | 59 H | Michigan St. | 57 81 | 32 H | Michigan | 56 73 | | | | |
| | | | 29 A | Ohio St. | 61 70 | 30 A | Green Bay | 54 53 | | | | |
| | | | 95 A | Penn St. | 46 76 | 40 H | Marquette | 75 81 | | | | |
| | | | 93 H | Purdue | 57 79 | 281 H | Mississippi Val. | 103 61 | | | | |

Non-Div I Games:

Wisconsin

■ Loss,
 ■ Non-Conf,
 ■ S Site,
 ■ H Home
 ■ A Away
 N Neutral

| | | | | | | | | | | |
|-------------------|----------|-----------|----------------|------------|-------------|---------------|------|------|-------|-----------|
| Average RPI Win: | 285 | WON-LOST | WINNING | LAST 10 | STRENGTH OF | OPP. STRENGTH | TEAM | ADJ. | CONF. | ADJ CONF. |
| Average RPI Loss: | 151 | RECORD | PCT. RANK | GAMES | SCHEDULE | OF SCHEDULE | RPI | RPI | RPI | RPI |
| DIV. I ONLY | 10- 11 | 182 | 3- 6 | 284 | 292 | 227 | 227 | 18 | 18 | |
| DIV. I NON-CONF. | 8- 5 | 124 | 2- 1 | 305 | 313 | 171 | 171 | 22 | 22 | |
| TOTALS | RPI 1-25 | RPI 26-50 | W-L RECORDS | RPI 51-100 | RPI 101-150 | RPI 150+ | | | | |
| 10- 11 | 0- 0 | 0- 1 | OVERALL | 0- 2 | 0- 2 | 10- 6 | | | | |
| 5- 3 | 0- 0 | 0- 0 | HOME | 0- 0 | 0- 1 | 5- 2 | | | | |
| 5- 6 | 0- 0 | 0- 1 | AWAY | 0- 0 | 0- 1 | 5- 4 | | | | |
| 0- 2 | 0- 0 | 0- 0 | NEUTRAL | 0- 2 | 0- 0 | 0- 0 | | | | |
| 8- 5 | 0- 0 | 0- 1 | NON-CONFERENCE | 0- 2 | 0- 0 | 8- 2 | | | | |
| 3- 0 | 0- 0 | 0- 0 | HOME | 0- 0 | 0- 0 | 3- 0 | | | | |
| 5- 3 | 0- 0 | 0- 1 | AWAY | 0- 0 | 0- 0 | 5- 2 | | | | |
| 0- 2 | 0- 0 | 0- 0 | NEUTRAL | 0- 2 | 0- 0 | 0- 0 | | | | |
| 2- 6 | 0- 0 | 0- 0 | CONFERENCE | 0- 0 | 0- 2 | 2- 4 | | | | |
| 2- 3 | 0- 0 | 0- 0 | HOME | 0- 0 | 0- 1 | 2- 2 | | | | |
| 0- 3 | 0- 0 | 0- 0 | AWAY | 0- 0 | 0- 1 | 0- 2 | | | | |
| 0- 0 | 0- 0 | 0- 0 | NEUTRAL | 0- 0 | 0- 0 | 0- 0 | | | | |

| RPI S | Opponent | Score | RPI S | Opponent | Score | RPI S | Opponent | Score | RPI S | Opponent | Score | Team's RPI: 227 |
|---------------------------|----------------------|-------|-------|------------------|-------|-------|----------------------|-------|-------|-----------------|-------|-----------------|
| 39 | A North Carolina St. | 40 80 | 64 | N Florida | 51 74 | 102 | H Chattanooga | 61 71 | 118 | A Mercer | 39 54 | |
| | | | 77 | N Jacksonville | 60 66 | 163 | A Omaha | 64 89 | 178 | H ETSU | 69 77 | |
| | | | | | | 208 | A UNC Asheville | 65 84 | 219 | A UNCW | 71 67 | |
| | | | | | | 226 | A Samford | 54 57 | 235 | H Coastal Caro. | 67 62 | |
| | | | | | | 236 | H Furman | 49 69 | 253 | A UNCG | 61 67 | |
| | | | | | | 253 | H UNCG | 54 48 | 278 | H Gardner-Webb | 75 66 | |
| | | | | | | 289 | A Charleston So. | 59 45 | 291 | A North Florida | 79 60 | |
| | | | | | | 301 | A Kennesaw St. | 78 49 | 303 | H Western Caro. | 68 59 | |
| | | | | | | 340 | H South Carolina St. | 66 65 | 341 | A N.C. Central | 64 54 | |
| LAST 12 Division I GAMES: | | | | | | | | | | | | |
| 253 | A UNCG | 61 67 | 253 | H UNCG | 54 48 | | | | | | | |
| 178 | H ETSU | 69 77 | 303 | H Western Caro. | 68 59 | | | | | | | |
| 102 | H Chattanooga | 61 71 | 301 | A Kennesaw St. | 78 49 | | | | | | | |
| 118 | A Mercer | 39 54 | 77 | N Jacksonville | 60 66 | | | | | | | |
| 226 | A Samford | 54 57 | 291 | A North Florida | 79 60 | | | | | | | |
| 236 | H Furman | 49 69 | 289 | A Charleston So. | 59 45 | | | | | | | |

Non-Div I Games: Montreat 71 30 Erskine 116 74

Wofford

Loss, Non-Conf, S Site, H Home A Away N Neutral

| | | | | | | | | | | |
|----------------------|------|----------|-----------|----------------|-------------|---------------|----------|------|-------|-----------|
| Average RPI Win: 260 | | WON-LOST | WINNING | LAST 10 | STRENGTH OF | OPP. STRENGTH | TEAM | ADJ. | CONF. | ADJ CONF. |
| Average RPI Loss: 97 | | RECORD | PCT. RANK | GAMES | SCHEDULE | OF SCHEDULE | RPI | RPI | RPI | RPI |
| DIV. I ONLY | | 15- 5 | 39 | 9- 1 | 320 | 173 | 138 | 138 | 22 | 22 |
| DIV. I NON-CONF. | | 6- 4 | 126 | 2- 0 | 345 | 95 | 237 | 237 | 20 | 20 |
| TOTALS | | RPI 1-25 | RPI 26-50 | W-L RECORDS | RPI 51-100 | RPI 101-150 | RPI 150+ | | | |
| 15- 5 | 0- 0 | | 0- 2 | OVERALL | 0- 0 | 0- 2 | 15- 1 | | | |
| 7- 1 | 0- 0 | | 0- 0 | HOME | 0- 0 | 0- 1 | 7- 0 | | | |
| 8- 2 | 0- 0 | | 0- 1 | AWAY | 0- 0 | 0- 0 | 8- 1 | | | |
| 0- 2 | 0- 0 | | 0- 1 | NEUTRAL | 0- 0 | 0- 1 | 0- 0 | | | |
| 6- 4 | 0- 0 | | 0- 1 | NON-CONFERENCE | 0- 0 | 0- 2 | 6- 1 | | | |
| 3- 1 | 0- 0 | | 0- 0 | HOME | 0- 0 | 0- 1 | 3- 0 | | | |
| 3- 1 | 0- 0 | | 0- 0 | AWAY | 0- 0 | 0- 0 | 3- 1 | | | |
| 0- 2 | 0- 0 | | 0- 1 | NEUTRAL | 0- 0 | 0- 1 | 0- 0 | | | |
| 9- 1 | 0- 0 | | 0- 1 | CONFERENCE | 0- 0 | 0- 0 | 9- 0 | | | |
| 4- 0 | 0- 0 | | 0- 0 | HOME | 0- 0 | 0- 0 | 4- 0 | | | |
| 5- 1 | 0- 0 | | 0- 1 | AWAY | 0- 0 | 0- 0 | 5- 0 | | | |
| 0- 0 | 0- 0 | | 0- 0 | NEUTRAL | 0- 0 | 0- 0 | 0- 0 | | | |

| RPI 1-25 | | | | RPI 26-50 | | | | RPI 51-100 | | | | RPI 101+ | | | | Team's RPI: 138 | |
|---------------------------|---|----------|-------|-----------|---|--------------|-------|------------|---|----------|-------|----------|---|----------------|-------|-----------------|--|
| RPI | S | Opponent | Score | RPI | S | Opponent | Score | RPI | S | Opponent | Score | RPI | S | Opponent | Score | | |
| | | | | 30 | A | Green Bay | 41 62 | | | | | 112 | H | Kent St. | 69 79 | | |
| | | | | 42 | N | Georgetown | 60 67 | | | | | 124 | N | Clemson | 51 75 | | |
| | | | | | | | | | | | | 161 | A | Milwaukee | 69 51 | | |
| | | | | | | | | | | | | 174 | H | Detroit | 77 69 | | |
| | | | | | | | | | | | | 177 | A | Illinois | 72 76 | | |
| | | | | | | | | | | | | 192 | H | Cleveland St. | 84 63 | | |
| | | | | | | | | | | | | 201 | A | Oakland | 73 61 | | |
| | | | | | | | | | | | | 201 | H | Oakland | 84 66 | | |
| | | | | | | | | | | | | 216 | H | Miami (OH) | 65 57 | | |
| | | | | | | | | | | | | 262 | A | Tennessee Tech | 65 54 | | |
| | | | | | | | | | | | | 272 | A | Northern Ky. | 70 63 | | |
| | | | | | | | | | | | | 309 | A | Eastern Ill. | 71 61 | | |
| | | | | | | | | | | | | 310 | H | Youngstown St. | 71 58 | | |
| | | | | | | | | | | | | 313 | H | Eastern Ky. | 85 73 | | |
| | | | | | | | | | | | | 317 | A | Ill.-Chicago | 73 54 | | |
| | | | | | | | | | | | | 318 | H | Fort Wayne | 62 51 | | |
| | | | | | | | | | | | | 322 | A | Valparaiso | 65 52 | | |
| | | | | | | | | | | | | 328 | A | Chicago St. | 71 65 | | |
| LAST 12 Division I GAMES: | | | | | | | | | | | | | | | | | |
| | | | | 201 | H | Oakland | 84 66 | | | | | 192 | H | Cleveland St. | 84 63 | | |
| | | | | 174 | H | Detroit | 77 69 | | | | | 310 | H | Youngstown St. | 71 58 | | |
| | | | | 322 | A | Valparaiso | 65 52 | | | | | 30 | A | Green Bay | 41 62 | | |
| | | | | 317 | A | Ill.-Chicago | 73 54 | | | | | 161 | A | Milwaukee | 69 51 | | |
| | | | | 201 | A | Oakland | 73 61 | | | | | 216 | H | Miami (OH) | 65 57 | | |
| | | | | 272 | A | Northern Ky. | 70 63 | | | | | 318 | H | Fort Wayne | 62 51 | | |

| | | | | | | |
|------------------|------------|----|----|----------------------|----|----|
| Non-Div I Games: | Grace (IN) | 87 | 56 | Cincinnati Christian | 85 | 61 |
|------------------|------------|----|----|----------------------|----|----|

Wright St.

Loss, Non-Conf, S Site, H Home A Away N Neutral

Wyoming

Through Games Of Feb. 1, 2017

| | | | | | | | | | | |
|-------------------|----------|-----------|----------------|------------|-------------|---------------|------|------|-------|-----------|
| Average RPI Win: | 214 | WON-LOST | WINNING | LAST 10 | STRENGTH OF | OPP. STRENGTH | TEAM | ADJ. | CONF. | ADJ CONF. |
| Average RPI Loss: | 80 | RECORD | PCT. RANK | GAMES | SCHEDULE | OF SCHEDULE | RPI | RPI | RPI | RPI |
| DIV. I ONLY | 14- 5 | 48 | 8- 2 | 228 | 133 | 98 | 98 | 13 | 13 | |
| DIV. I NON-CONF. | 6- 3 | 97 | 2- 0 | 273 | 165 | 151 | 151 | 15 | 15 | |
| TOTALS | RPI 1-25 | RPI 26-50 | W-L RECORDS | RPI 51-100 | RPI 101-150 | RPI 150+ | | | | |
| 14- 5 | 0- 0 | 0- 1 | OVERALL | 3- 3 | 1- 0 | 10- 1 | | | | |
| 9- 1 | 0- 0 | 0- 0 | HOME | 2- 0 | 1- 0 | 6- 1 | | | | |
| 5- 4 | 0- 0 | 0- 1 | AWAY | 1- 3 | 0- 0 | 4- 0 | | | | |
| 0- 0 | 0- 0 | 0- 0 | NEUTRAL | 0- 0 | 0- 0 | 0- 0 | | | | |
| 6- 3 | 0- 0 | 0- 1 | NON-CONFERENCE | 2- 1 | 0- 0 | 4- 1 | | | | |
| 4- 1 | 0- 0 | 0- 0 | HOME | 1- 0 | 0- 0 | 3- 1 | | | | |
| 2- 2 | 0- 0 | 0- 1 | AWAY | 1- 1 | 0- 0 | 1- 0 | | | | |
| 0- 0 | 0- 0 | 0- 0 | NEUTRAL | 0- 0 | 0- 0 | 0- 0 | | | | |
| 8- 2 | 0- 0 | 0- 0 | CONFERENCE | 1- 2 | 1- 0 | 6- 0 | | | | |
| 5- 0 | 0- 0 | 0- 0 | HOME | 1- 0 | 1- 0 | 3- 0 | | | | |
| 3- 2 | 0- 0 | 0- 0 | AWAY | 0- 2 | 0- 0 | 3- 0 | | | | |
| 0- 0 | 0- 0 | 0- 0 | NEUTRAL | 0- 0 | 0- 0 | 0- 0 | | | | |

| RPI 1-25 | | | | RPI 26-50 | | | | RPI 51-100 | | | | Team's RPI: 98 | | | | RPI 101+ | | | |
|---------------------------|---|---------------|-------|-----------|---|------------|-------|------------|---|--------------|-------|----------------|---|-------------------|-------|----------|---|----------|-------|
| RPI | S | Opponent | Score | RPI | S | Opponent | Score | RPI | S | Opponent | Score | RPI | S | Opponent | Score | RPI | S | Opponent | Score |
| 34 | A | Drake | 50 63 | | | | | 59 | A | Michigan St. | 51 63 | 147 | H | New Mexico | 68 52 | | | | |
| | | | | | | | | 66 | H | South Dakota | 69 62 | 151 | H | Idaho | 71 74 | | | | |
| | | | | | | | | 75 | A | Boise St. | 54 64 | 173 | H | Fresno St. | 70 48 | | | | |
| | | | | | | | | 79 | A | UNLV | 46 51 | 191 | H | San Jose St. | 89 60 | | | | |
| | | | | | | | | 79 | H | UNLV | 79 57 | 210 | A | Utah St. | 71 48 | | | | |
| | | | | | | | | 80 | A | Colorado | 82 75 | 229 | H | San Diego St. | 80 67 | | | | |
| | | | | | | | | | | | | 251 | H | Southern Utah | 68 48 | | | | |
| | | | | | | | | | | | | 284 | A | Nevada | 72 59 | | | | |
| | | | | | | | | | | | | 296 | H | Denver | 59 49 | | | | |
| | | | | | | | | | | | | 319 | A | Air Force | 66 54 | | | | |
| | | | | | | | | | | | | 333 | A | Montana | 67 42 | | | | |
| | | | | | | | | | | | | 339 | H | Cal St. Fullerton | 61 26 | | | | |
| LAST 12 Division I GAMES: | | | | | | | | | | | | | | | | | | | |
| 229 | H | San Diego St. | 80 67 | 210 | A | Utah St. | 71 48 | | | | | | | | | | | | |
| 75 | A | Boise St. | 54 64 | 173 | H | Fresno St. | 70 48 | | | | | | | | | | | | |
| 79 | A | UNLV | 46 51 | 79 | H | UNLV | 79 57 | | | | | | | | | | | | |
| 147 | H | New Mexico | 68 52 | 319 | A | Air Force | 66 54 | | | | | | | | | | | | |
| 191 | H | San Jose St. | 89 60 | 80 | A | Colorado | 82 75 | | | | | | | | | | | | |
| 284 | A | Nevada | 72 59 | 333 | A | Montana | 67 42 | | | | | | | | | | | | |

Non-Div I Games: Adams St. 79 40 Chadron St. 74 50

Wyoming

Loss, Non-Conf, S Site, H Home A Away N Neutral

| | | | | | | | | | | |
|-------------------|----------|-----------|----------------|------------|-------------|---------------|------|------|-------|-----------|
| Average RPI Win: | 229 | WON-LOST | WINNING | LAST 10 | STRENGTH OF | OPP. STRENGTH | TEAM | ADJ. | CONF. | ADJ CONF. |
| Average RPI Loss: | 81 | RECORD | PCT. RANK | GAMES | SCHEDULE | OF SCHEDULE | RPI | RPI | RPI | RPI |
| DIV. I ONLY | 10- 12 | 200 | 1- 9 | 125 | 101 | 172 | 172 | 7 | 7 | |
| DIV. I NON-CONF. | 8- 3 | 67 | 1- 0 | 226 | 253 | 126 | 126 | 7 | 7 | |
| TOTALS | RPI 1-25 | RPI 26-50 | W-L RECORDS | RPI 51-100 | RPI 101-150 | RPI 150+ | | | | |
| 10- 12 | 0- 2 | 1- 4 | OVERALL | 0- 3 | 0- 1 | 9- 2 | | | | |
| 7- 4 | 0- 0 | 1- 1 | HOME | 0- 2 | 0- 0 | 6- 1 | | | | |
| 2- 6 | 0- 1 | 0- 3 | AWAY | 0- 1 | 0- 0 | 2- 1 | | | | |
| 1- 2 | 0- 1 | 0- 0 | NEUTRAL | 0- 0 | 0- 1 | 1- 0 | | | | |
| 8- 3 | 0- 1 | 1- 1 | NON-CONFERENCE | 0- 0 | 0- 1 | 7- 0 | | | | |
| 6- 0 | 0- 0 | 1- 0 | HOME | 0- 0 | 0- 0 | 5- 0 | | | | |
| 1- 1 | 0- 0 | 0- 1 | AWAY | 0- 0 | 0- 0 | 1- 0 | | | | |
| 1- 2 | 0- 1 | 0- 0 | NEUTRAL | 0- 0 | 0- 1 | 1- 0 | | | | |
| 2- 9 | 0- 1 | 0- 3 | CONFERENCE | 0- 3 | 0- 0 | 2- 2 | | | | |
| 1- 4 | 0- 0 | 0- 1 | HOME | 0- 2 | 0- 0 | 1- 1 | | | | |
| 1- 5 | 0- 1 | 0- 2 | AWAY | 0- 1 | 0- 0 | 1- 1 | | | | |
| 0- 0 | 0- 0 | 0- 0 | NEUTRAL | 0- 0 | 0- 0 | 0- 0 | | | | |

| RPI 1-25 | | | | RPI 26-50 | | | | RPI 51-100 | | | | RPI 101+ Team's RPI: 172 | | | |
|---------------------------|---|-----------------|-------|-----------|---|-----------------|-------|------------|---|-----------------|-------|--------------------------|---|-------------------|-------|
| RPI | S | Opponent | Score | RPI | S | Opponent | Score | RPI | S | Opponent | Score | RPI | S | Opponent | Score |
| 17 | A | DePaul | 69 85 | 28 | A | Creighton | 52 63 | 63 | H | Villanova | 47 72 | 130 | N | Southern Miss. | 59 73 |
| 22 | N | Oklahoma | 69 81 | 32 | H | Michigan | 61 58 | 87 | A | St. John's (NY) | 55 64 | 152 | A | Providence | 54 51 |
| | | | | 40 | A | Marquette | 61 85 | 87 | H | St. John's (NY) | 48 65 | 156 | A | Cincinnati | 72 61 |
| | | | | 42 | H | Georgetown | 64 69 | | | | | 180 | A | Seton Hall | 62 71 |
| | | | | 49 | A | Wake Forest | 45 58 | | | | | 180 | H | Seton Hall | 72 64 |
| | | | | | | | | | | | | 224 | H | Butler | 62 65 |
| | | | | | | | | | | | | 238 | H | Tennessee St. | 63 54 |
| | | | | | | | | | | | | 286 | H | Southeast Mo. St. | 54 48 |
| | | | | | | | | | | | | 291 | H | North Florida | 83 46 |
| | | | | | | | | | | | | 301 | N | Kennesaw St. | 75 52 |
| | | | | | | | | | | | | 316 | H | Ark.-Pine Bluff | 62 41 |
| | | | | | | | | | | | | 342 | H | Delaware St. | 86 53 |
| LAST 12 Division I GAMES: | | | | | | | | | | | | | | | |
| 87 | A | St. John's (NY) | 55 64 | 224 | H | Butler | 62 65 | | | | | | | | |
| 180 | A | Seton Hall | 62 71 | 180 | H | Seton Hall | 72 64 | | | | | | | | |
| 63 | H | Villanova | 47 72 | 87 | H | St. John's (NY) | 48 65 | | | | | | | | |
| 42 | H | Georgetown | 64 69 | 28 | A | Creighton | 52 63 | | | | | | | | |
| 17 | A | DePaul | 69 85 | 152 | A | Providence | 54 51 | | | | | | | | |
| 40 | A | Marquette | 61 85 | 301 | N | Kennesaw St. | 75 52 | | | | | | | | |

Non-Div I Games:

Xavier

■ Loss,
 ■ Non-Conf,
 S Site,
 ■ Home
 ■ Away
 N Neutral

| | | | | | | | | | | |
|-------------------|----------|-----------|----------------|------------|-------------|---------------|------|------|-------|-----------|
| Average RPI Win: | 246 | WON-LOST | WINNING | LAST 10 | STRENGTH OF | OPP. STRENGTH | TEAM | ADJ. | CONF. | ADJ CONF. |
| Average RPI Loss: | 161 | RECORD | PCT. RANK | GAMES | SCHEDULE | OF SCHEDULE | RPI | RPI | RPI | RPI |
| DIV. I ONLY | 10- 7 | 132 | 5- 5 | 218 | 274 | 133 | 133 | 9 | 9 | |
| DIV. I NON-CONF. | 9- 4 | 85 | 6- 2 | 279 | 279 | 129 | 129 | 10 | 10 | |
| TOTALS | RPI 1-25 | RPI 26-50 | W-L RECORDS | RPI 51-100 | RPI 101-150 | RPI 150+ | | | | |
| 10- 7 | 0- 1 | 0- 0 | OVERALL | 1- 0 | 0- 1 | 9- 5 | | | | |
| 4- 1 | 0- 0 | 0- 0 | HOME | 0- 0 | 0- 0 | 4- 1 | | | | |
| 6- 6 | 0- 1 | 0- 0 | AWAY | 1- 0 | 0- 1 | 5- 4 | | | | |
| 0- 0 | 0- 0 | 0- 0 | NEUTRAL | 0- 0 | 0- 0 | 0- 0 | | | | |
| 9- 4 | 0- 1 | 0- 0 | NON-CONFERENCE | 1- 0 | 0- 0 | 8- 3 | | | | |
| 3- 1 | 0- 0 | 0- 0 | HOME | 0- 0 | 0- 0 | 3- 1 | | | | |
| 6- 3 | 0- 1 | 0- 0 | AWAY | 1- 0 | 0- 0 | 5- 2 | | | | |
| 0- 0 | 0- 0 | 0- 0 | NEUTRAL | 0- 0 | 0- 0 | 0- 0 | | | | |
| 1- 3 | 0- 0 | 0- 0 | CONFERENCE | 0- 0 | 0- 1 | 1- 2 | | | | |
| 1- 0 | 0- 0 | 0- 0 | HOME | 0- 0 | 0- 0 | 1- 0 | | | | |
| 0- 3 | 0- 0 | 0- 0 | AWAY | 0- 0 | 0- 1 | 0- 2 | | | | |
| 0- 0 | 0- 0 | 0- 0 | NEUTRAL | 0- 0 | 0- 0 | 0- 0 | | | | |

| RPI 1-25 | | | | RPI 26-50 | | | | RPI 51-100 | | | | RPI 101+ Team's RPI: 133 | | | |
|---------------------------|---|------------------|--------|-----------|---|----------------|-------|------------|---|---------------|-------|--------------------------|---|------------------|-------|
| RPI | S | Opponent | Score | RPI | S | Opponent | Score | RPI | S | Opponent | Score | RPI | S | Opponent | Score |
| 8 | A | Stanford | 44 102 | | | | | 85 | A | New Hampshire | 64 58 | 150 | A | Penn | 55 66 |
| | | | | | | | | | | | | 165 | H | Boston College | 64 71 |
| | | | | | | | | | | | | 166 | A | Army West Point | 55 59 |
| | | | | | | | | | | | | 169 | H | Albany (NY) | 64 53 |
| | | | | | | | | | | | | 185 | A | Brown | 73 76 |
| | | | | | | | | | | | | 185 | H | Brown | 73 51 |
| | | | | | | | | | | | | 196 | H | Binghamton | 57 48 |
| | | | | | | | | | | | | 207 | A | Princeton | 62 74 |
| | | | | | | | | | | | | 239 | A | UC Santa Barbara | 64 60 |
| | | | | | | | | | | | | 244 | A | Manhattan | 57 63 |
| | | | | | | | | | | | | 280 | H | Vermont | 77 48 |
| | | | | | | | | | | | | 314 | A | Illinois St. | 59 45 |
| | | | | | | | | | | | | 315 | A | Holy Cross | 71 70 |
| | | | | | | | | | | | | 332 | A | LIU Brooklyn | 75 44 |
| | | | | | | | | | | | | 344 | A | Wagner | 66 52 |
| LAST 12 Division I GAMES: | | | | | | | | | | | | | | | |
| 185 | H | Brown | 73 51 | 85 | A | New Hampshire | 64 58 | | | | | | | | |
| 185 | A | Brown | 73 76 | 165 | H | Boston College | 64 71 | | | | | | | | |
| 207 | A | Princeton | 62 74 | 169 | H | Albany (NY) | 64 53 | | | | | | | | |
| 150 | A | Penn | 55 66 | 332 | A | LIU Brooklyn | 75 44 | | | | | | | | |
| 239 | A | UC Santa Barbara | 64 60 | 344 | A | Wagner | 66 52 | | | | | | | | |
| 8 | A | Stanford | 44 102 | 315 | A | Holy Cross | 71 70 | | | | | | | | |

Non-Div I Games:

Yale

| | | | | | | | | | | |
|-------------------|----------|-----------|----------------|------------|-------------|---------------|------|------|-------|-----------|
| Average RPI Win: | 260 | WON-LOST | WINNING | LAST 10 | STRENGTH OF | OPP. STRENGTH | TEAM | ADJ. | CONF. | ADJ CONF. |
| Average RPI Loss: | 168 | RECORD | PCT. RANK | GAMES | SCHEDULE | OF SCHEDULE | RPI | RPI | RPI | RPI |
| DIV. I ONLY | 5- 14 | 291 | 3- 7 | 230 | 227 | 310 | 310 | 22 | 22 | |
| DIV. I NON-CONF. | 2- 7 | 284 | 0- 1 | 261 | 183 | 316 | 316 | 20 | 20 | |
| TOTALS | RPI 1-25 | RPI 26-50 | W-L RECORDS | RPI 51-100 | RPI 101-150 | RPI 150+ | | | | |
| 5- 14 | 0- 0 | 0- 1 | OVERALL | 0- 1 | 0- 3 | 5- 9 | | | | |
| 4- 5 | 0- 0 | 0- 1 | HOME | 0- 1 | 0- 0 | 4- 3 | | | | |
| 0- 9 | 0- 0 | 0- 0 | AWAY | 0- 0 | 0- 3 | 0- 6 | | | | |
| 1- 0 | 0- 0 | 0- 0 | NEUTRAL | 0- 0 | 0- 0 | 1- 0 | | | | |
| 2- 7 | 0- 0 | 0- 0 | NON-CONFERENCE | 0- 1 | 0- 2 | 2- 4 | | | | |
| 1- 3 | 0- 0 | 0- 0 | HOME | 0- 1 | 0- 0 | 1- 2 | | | | |
| 0- 4 | 0- 0 | 0- 0 | AWAY | 0- 0 | 0- 2 | 0- 2 | | | | |
| 1- 0 | 0- 0 | 0- 0 | NEUTRAL | 0- 0 | 0- 0 | 1- 0 | | | | |
| 3- 7 | 0- 0 | 0- 1 | CONFERENCE | 0- 0 | 0- 1 | 3- 5 | | | | |
| 3- 2 | 0- 0 | 0- 1 | HOME | 0- 0 | 0- 0 | 3- 1 | | | | |
| 0- 5 | 0- 0 | 0- 0 | AWAY | 0- 0 | 0- 1 | 0- 4 | | | | |
| 0- 0 | 0- 0 | 0- 0 | NEUTRAL | 0- 0 | 0- 0 | 0- 0 | | | | |

| RPI S | Opponent | Score | RPI S | Opponent | Score | RPI S | Opponent | Score | RPI S | Opponent | Score | Team's RPI: 310 |
|---------------------------|-----------------|-------|-------|-----------------|-------|-------|------------------|--------|-------|----------------------|-------|-----------------|
| 30 | H Green Bay | 51 84 | 84 | H Cornell | 75 80 | 112 | A Kent St. | 60 75 | 126 | A Pittsburgh | 50 63 | |
| | | | | | | 138 | A Wright St. | 58 71 | 161 | H Milwaukee | 74 78 | |
| | | | | | | 174 | A Detroit | 63 80 | 181 | H American | 64 77 | |
| | | | | | | 188 | H Akron | 74 76 | 192 | A Cleveland St. | 68 71 | |
| | | | | | | 192 | H Cleveland St. | 92 67 | 201 | A Oakland | 54 80 | |
| | | | | | | 217 | A Hawaii | 50 72 | 221 | H Saint Francis (PA) | 69 68 | |
| | | | | | | 248 | N Sacramento St. | 102 94 | 272 | A Northern Ky. | 81 87 | |
| | | | | | | 276 | A Northern Ariz. | 49 70 | 317 | H Ill.-Chicago | 70 54 | |
| | | | | | | 322 | H Valparaiso | 76 70 | | | | |
| LAST 12 Division I GAMES: | | | | | | | | | | | | |
| 161 | H Milwaukee | 74 78 | 317 | H Ill.-Chicago | 70 54 | | | | | | | |
| 30 | H Green Bay | 51 84 | 272 | A Northern Ky. | 81 87 | | | | | | | |
| 201 | A Oakland | 54 80 | 138 | A Wright St. | 58 71 | | | | | | | |
| 174 | A Detroit | 63 80 | 192 | A Cleveland St. | 68 71 | | | | | | | |
| 192 | H Cleveland St. | 92 67 | 84 | H Cornell | 75 80 | | | | | | | |
| 322 | H Valparaiso | 76 70 | 112 | A Kent St. | 60 75 | | | | | | | |

Non-Div I Games: Point Park 84 71 Tiffin 84 62

Youngstown St.

Loss, Non-Conf, S Site, H Home A Away N Neutral