

Average RPI Win:	328	WON-LOST	WINNING	LAST 10	STRENGTH OF	OPP. STRENGTH	TEAM	ADJ.	CONF.	ADJ CONF.
Average RPI Loss:	236	RECORD	PCT. RANK	GAMES	SCHEDULE	OF SCHEDULE	RPI	RPI	RPI	RPI
DIV. I ONLY	2- 4	238	0- 0	301	344	312	312	23	23	
DIV. I NON-CONF.	2- 4	238	0- 0	301	344	312	312	23	23	

TOTALS	RPI 1-25	RPI 26-50	W-L RECORDS	RPI 51-100	RPI 101-150	RPI 150+				
2- 4	0- 0	0- 0	OVERALL	0- 0	0- 0	2- 4				
0- 2	0- 0	0- 0	HOME	0- 0	0- 0	0- 2				
1- 1	0- 0	0- 0	AWAY	0- 0	0- 0	1- 1				
1- 1	0- 0	0- 0	NEUTRAL	0- 0	0- 0	1- 1				
2- 4	0- 0	0- 0	NON-CONFERENCE	0- 0	0- 0	2- 4				
0- 2	0- 0	0- 0	HOME	0- 0	0- 0	0- 2				
1- 1	0- 0	0- 0	AWAY	0- 0	0- 0	1- 1				
1- 1	0- 0	0- 0	NEUTRAL	0- 0	0- 0	1- 1				
0- 0	0- 0	0- 0	CONFERENCE	0- 0	0- 0	0- 0				
0- 0	0- 0	0- 0	HOME	0- 0	0- 0	0- 0				
0- 0	0- 0	0- 0	AWAY	0- 0	0- 0	0- 0				
0- 0	0- 0	0- 0	NEUTRAL	0- 0	0- 0	0- 0				

RPI 1-25				RPI 26-50				RPI 51-100				RPI 101+ Team's RPI: 312			
RPI	S	Opponent	Score	RPI	S	Opponent	Score	RPI	S	Opponent	Score	RPI	S	Opponent	Score
												191	A	Texas Tech	61 78
												203	H	Texas St.	53 60
												226	N	Prairie View	59 67
												322	A	UTRGV	59 49
												322	H	UTRGV	57 70
												334	N	Louisiana	64 63
LAST 12 Division I GAMES:															
				322	H	UTRGV	57 70								
				226	N	Prairie View	59 67								
				334	N	Louisiana	64 63								
				203	H	Texas St.	53 60								
				191	A	Texas Tech	61 78								
				322	A	UTRGV	59 49								

Non-Div I Games: UNKNOWN 78 40 Tex. A&M Int'l 84 36

Average RPI Win:	227	WON-LOST	WINNING	LAST 10	STRENGTH OF	OPP. STRENGTH	TEAM	ADJ.	CONF.	ADJ CONF.
Average RPI Loss:	89	RECORD	PCT. RANK	GAMES	SCHEDULE	OF SCHEDULE	RPI	RPI	RPI	RPI

DIV. I ONLY	3- 2	125	0- 1	215	139	136	136	23	23
DIV. I NON-CONF.	3- 2	125	0- 1	215	139	136	136	23	23

TOTALS	RPI 1-25	RPI 26-50	W-L RECORDS	RPI 51-100	RPI 101-150	RPI 150+			
3- 2	0- 0	0- 0	OVERALL	0- 1	1- 1	2- 0			
0- 1	0- 0	0- 0	HOME	0- 1	0- 0	0- 0			
2- 1	0- 0	0- 0	AWAY	0- 0	1- 1	1- 0			
1- 0	0- 0	0- 0	NEUTRAL	0- 0	0- 0	1- 0			
3- 2	0- 0	0- 0	NON-CONFERENCE	0- 1	1- 1	2- 0			
0- 1	0- 0	0- 0	HOME	0- 1	0- 0	0- 0			
2- 1	0- 0	0- 0	AWAY	0- 0	1- 1	1- 0			
1- 0	0- 0	0- 0	NEUTRAL	0- 0	0- 0	1- 0			
0- 0	0- 0	0- 0	CONFERENCE	0- 0	0- 0	0- 0			
0- 0	0- 0	0- 0	HOME	0- 0	0- 0	0- 0			
0- 0	0- 0	0- 0	AWAY	0- 0	0- 0	0- 0			
0- 0	0- 0	0- 0	NEUTRAL	0- 0	0- 0	0- 0			

RPI 1-25				RPI 26-50				RPI 51-100				RPI 101+ Team's RPI: 136			
RPI	S	Opponent	Score	RPI	S	Opponent	Score	RPI	S	Opponent	Score	RPI	S	Opponent	Score
								57	H	Arkansas	68 80	120	A	Tulsa	63 75
												147	A	New Mexico St.	58 46
												209	N	Texas Southern	81 39
												324	A	UTEP	70 69

LAST 12 Division I GAMES:								57	H	Arkansas	68 80	120	A	Tulsa	63 75
								324	A	UTEP	70 69	209	N	Texas Southern	81 39
								147	A	New Mexico St.	58 46				

Non-Div I Games: Eastern N.M. 78 46 Howard Payne 98 43 Southwest (NM) 90 47 Schreiner 90 43 Abilene Christian

Average RPI Win:	223	WON-LOST	WINNING	LAST 10	STRENGTH OF	OPP. STRENGTH	TEAM	ADJ.	CONF.	ADJ CONF.
Average RPI Loss:	90	RECORD	PCT. RANK	GAMES	SCHEDULE	OF SCHEDULE	RPI	RPI	RPI	RPI
DIV. I ONLY	3- 5	218	0- 1	39	247	150	150	9	9	
DIV. I NON-CONF.	3- 5	218	0- 1	39	247	150	150	9	9	

TOTALS	RPI 1-25	RPI 26-50	W-L RECORDS	RPI 51-100	RPI 101-150	RPI 150+				
3- 5	0- 1	1- 1	OVERALL	0- 1	0- 0	2- 2				
2- 2	0- 0	1- 0	HOME	0- 0	0- 0	1- 2				
1- 3	0- 1	0- 1	AWAY	0- 1	0- 0	1- 0				
0- 0	0- 0	0- 0	NEUTRAL	0- 0	0- 0	0- 0				
3- 5	0- 1	1- 1	NON-CONFERENCE	0- 1	0- 0	2- 2				
2- 2	0- 0	1- 0	HOME	0- 0	0- 0	1- 2				
1- 3	0- 1	0- 1	AWAY	0- 1	0- 0	1- 0				
0- 0	0- 0	0- 0	NEUTRAL	0- 0	0- 0	0- 0				
0- 0	0- 0	0- 0	CONFERENCE	0- 0	0- 0	0- 0				
0- 0	0- 0	0- 0	HOME	0- 0	0- 0	0- 0				
0- 0	0- 0	0- 0	AWAY	0- 0	0- 0	0- 0				
0- 0	0- 0	0- 0	NEUTRAL	0- 0	0- 0	0- 0				

RPI 1-25				RPI 26-50				RPI 51-100				RPI 101+ Team's RPI: 150			
RPI	S	Opponent	Score	RPI	S	Opponent	Score	RPI	S	Opponent	Score	RPI	S	Opponent	Score
17	A	Minnesota	50 67	30	A	Northeastern	41 54	55	A	Denver	66 92	166	H	George Mason	71 78
				36	H	Northern Colo.	69 57					180	H	Navy	47 54
												295	A	Army West Point	71 60
												337	H	Fairleigh Dickinson	85 37
LAST 12 Division I GAMES:															
17	A	Minnesota	50 67	180	H	Navy	47 54								
36	H	Northern Colo.	69 57	166	H	George Mason	71 78								
30	A	Northeastern	41 54												
295	A	Army West Point	71 60												
337	H	Fairleigh Dickinson	85 37												
55	A	Denver	66 92												

Non-Div I Games: Western St. 72 54

Air Force

Loss,
Non-Conf, S Site,
H Home
A Away
N Neutral

Average RPI Win: 268
Average RPI Loss: 106

WON-LOST
RECORD

WINNING
PCT. RANK

LAST 10
GAMES

STRENGTH OF
SCHEDULE

OPP. STRENGTH
OF SCHEDULE

TEAM
RPI

ADJ.
RPI

CONF.
RPI

ADJ CONF.
RPI

DIV. I ONLY	5- 2	81	0- 1	336	77	219	219	10	10
DIV. I NON-CONF.	5- 2	81	0- 1	336	77	219	219	10	10
TOTALS	RPI 1-25	RPI 26-50	W-L RECORDS	RPI 51-100	RPI 101-150	RPI 150+			
5- 2	0- 0	0- 0	OVERALL	0- 1	0- 1	5- 0			
2- 1	0- 0	0- 0	HOME	0- 1	0- 0	2- 0			
1- 1	0- 0	0- 0	AWAY	0- 0	0- 1	1- 0			
2- 0	0- 0	0- 0	NEUTRAL	0- 0	0- 0	2- 0			
5- 2	0- 0	0- 0	NON-CONFERENCE	0- 1	0- 1	5- 0			
2- 1	0- 0	0- 0	HOME	0- 1	0- 0	2- 0			
1- 1	0- 0	0- 0	AWAY	0- 0	0- 1	1- 0			
2- 0	0- 0	0- 0	NEUTRAL	0- 0	0- 0	2- 0			
0- 0	0- 0	0- 0	CONFERENCE	0- 0	0- 0	0- 0			
0- 0	0- 0	0- 0	HOME	0- 0	0- 0	0- 0			
0- 0	0- 0	0- 0	AWAY	0- 0	0- 0	0- 0			
0- 0	0- 0	0- 0	NEUTRAL	0- 0	0- 0	0- 0			

RPI 1-25				RPI 26-50				RPI 51-100				RPI 101+ Team's RPI: 219			
RPI	S	Opponent	Score	RPI	S	Opponent	Score	RPI	S	Opponent	Score	RPI	S	Opponent	Score
								67	H	Butler	47 63	144	A	Youngstown St.	61 72
												225	N	Oakland	85 65
												230	H	St. Bonaventure	67 58
												262	H	Eastern Ky.	63 54
												287	A	N.C. A&T	49 36
												338	N	Northern Ky.	77 60
LAST 12 Division I GAMES:															
				225	N	Oakland	85 65	67	H	Butler	47 63				
				287	A	N.C. A&T	49 36	230	H	St. Bonaventure	67 58				
								262	H	Eastern Ky.	63 54				
								144	A	Youngstown St.	61 72				
								338	N	Northern Ky.	77 60				

Non-Div I Games:

Akron

Loss, Non-Conf, S Site, H Home A Away N Neutral

Alabama

Through Games Of Dec. 9, 2018

Average RPI Win:	146	WON-LOST RECORD	WINNING PCT. RANK	LAST 10 GAMES	STRENGTH OF SCHEDULE	OPP. STRENGTH OF SCHEDULE	TEAM RPI	ADJ. RPI	CONF. RPI	ADJ CONF. RPI
Average RPI Loss:	121									
DIV. I ONLY	6- 4	125	0- 1	29	219	72	72	5	5	
DIV. I NON-CONF.	6- 4	125	0- 1	29	219	72	72	5	5	

TOTALS

RPI 1-25

RPI 26-50

W-L RECORDS

RPI 51-100

RPI 101-150

RPI 150+

6- 4

0- 0

2- 0

OVERALL

0- 1

0- 3

4- 0

5- 1

0- 0

2- 0

HOME

0- 0

0- 1

3- 0

1- 1

0- 0

0- 0

AWAY

0- 1

0- 0

1- 0

0- 2

0- 0

0- 0

NEUTRAL

0- 0

0- 2

0- 0

6- 4

0- 0

2- 0

NON-CONFERENCE

0- 1

0- 3

4- 0

5- 1

0- 0

2- 0

HOME

0- 0

0- 1

3- 0

1- 1

0- 0

0- 0

AWAY

0- 1

0- 0

1- 0

0- 2

0- 0

0- 0

NEUTRAL

0- 0

0- 2

0- 0

0- 0

0- 0

0- 0

CONFERENCE

0- 0

0- 0

0- 0

0- 0

0- 0

0- 0

HOME

0- 0

0- 0

0- 0

0- 0

0- 0

0- 0

AWAY

0- 0

0- 0

0- 0

0- 0

0- 0

0- 0

NEUTRAL

0- 0

0- 0

0- 0

RPI 1-25

RPI 26-50

RPI 51-100

Team's RPI: 72

RPI 101+

RPI S Opponent Score

RPI S Opponent Score

RPI S Opponent Score

RPI S Opponent Score

29 H Tulane 69 58

47 H Clemson 76 56

99 A Utah 62 72

119 N Louisiana Tech 62 79

120 N Tul sa 73 80

146 H South Alabama 67 72

151 H Southeastern La. 88 40

170 A SMU 62 61

231 H Stetson 59 47

250 H Grambl ing 73 55

LAST 12 Di v i s i o n I GAMES:

119 N Loui si ana Tech 62 79

29 H Tulane 69 58

146 H South Al abama 67 72

120 N Tul sa 73 80

231 H Stetson 59 47

250 H Grambl ing 73 55

47 H Cl emson 76 56

170 A SMU 62 61

99 A Utah 62 72

151 H Southeastern La. 88 40

Non-Di v I Games:

Alabama

Loss,

Non-Conf,S Site,

Home

Away

N Neutral

Page 5

Non-Div I Games:

Alabama

Average RPI Win:	307	WON-LOST	WINNING	LAST 10	STRENGTH OF	OPP. STRENGTH	TEAM	ADJ.	CONF.	ADJ CONF.
Average RPI Loss:	212	RECORD	PCT. RANK	GAMES	SCHEDULE	OF SCHEDULE	RPI	RPI	RPI	RPI
DIV. I ONLY	2- 5	255	0- 1	200	346	271	271	27	27	
DIV. I NON-CONF.	2- 5	255	0- 1	200	346	271	271	27	27	

TOTALS	RPI 1-25	RPI 26-50	W-L RECORDS	RPI 51-100	RPI 101-150	RPI 150+				
2- 5	0- 0	0- 0	OVERALL	0- 1	0- 1	2- 3				
1- 1	0- 0	0- 0	HOME	0- 0	0- 0	1- 1				
1- 4	0- 0	0- 0	AWAY	0- 1	0- 1	1- 2				
0- 0	0- 0	0- 0	NEUTRAL	0- 0	0- 0	0- 0				
2- 5	0- 0	0- 0	NON-CONFERENCE	0- 1	0- 1	2- 3				
1- 1	0- 0	0- 0	HOME	0- 0	0- 0	1- 1				
1- 4	0- 0	0- 0	AWAY	0- 1	0- 1	1- 2				
0- 0	0- 0	0- 0	NEUTRAL	0- 0	0- 0	0- 0				
0- 0	0- 0	0- 0	CONFERENCE	0- 0	0- 0	0- 0				
0- 0	0- 0	0- 0	HOME	0- 0	0- 0	0- 0				
0- 0	0- 0	0- 0	AWAY	0- 0	0- 0	0- 0				
0- 0	0- 0	0- 0	NEUTRAL	0- 0	0- 0	0- 0				

RPI 1-25				RPI 26-50				RPI 51-100				RPI 101+ Team's RPI : 271			
RPI	S	Opponent	Score	RPI	S	Opponent	Score	RPI	S	Opponent	Score	RPI	S	Opponent	Score
								94	A	Kansas	54 65	137	A	Illinois	60 88
												167	A	UAB	47 82
												293	H	Tennessee St.	67 57
												317	H	Lipscomb	58 62
												321	A	Murray St.	59 53
												344	A	Austin Peay	58 75
LAST 12 Division I GAMES:															
344	A	Austin Peay	58 75	321	A	Murray St.	59 53	137	A	Illinois	60 88				
167	A	UAB	47 82	94	A	Kansas	54 65								
317	H	Lipscomb	58 62	293	H	Tennessee St.	67 57								

Non-Div I Games:

Alabama A&M

Average RPI Win: 0		Alabama St.		Through Games of Dec. 7, 2018							
Average RPI Loss: 126		WON-LOST RECORD	WINNING PCT. RANK	LAST 10 GAMES		STRENGTH OF SCHEDULE	OPP. STRENGTH OF SCHEDULE	TEAM RPI	ADJ. RPI	CONF. RPI	ADJ CONF. RPI
DIV. I ONLY		0- 7	327	0- 1		15	311	239	239	27	27
DIV. I NON-CONF.		0- 7	327	0- 1		15	311	239	239	27	27

TOTALS		RPI 1-25		RPI 26-50		W-L RECORDS	RPI 51-100	RPI 101-150		RPI 150+	
0- 7		0- 1		0- 0		OVERALL	0- 2	0- 2		0- 2	
0- 2		0- 0		0- 0		HOME	0- 1	0- 0		0- 1	
0- 5		0- 1		0- 0		AWAY	0- 1	0- 2		0- 1	
0- 0		0- 0		0- 0		NEUTRAL	0- 0	0- 0		0- 0	
0- 7		0- 1		0- 0		NON-CONFERENCE	0- 2	0- 2		0- 2	
0- 2		0- 0		0- 0		HOME	0- 1	0- 0		0- 1	
0- 5		0- 1		0- 0		AWAY	0- 1	0- 2		0- 1	
0- 0		0- 0		0- 0		NEUTRAL	0- 0	0- 0		0- 0	
0- 0		0- 0		0- 0		CONFERENCE	0- 0	0- 0		0- 0	
0- 0		0- 0		0- 0		HOME	0- 0	0- 0		0- 0	
0- 0		0- 0		0- 0		AWAY	0- 0	0- 0		0- 0	
0- 0		0- 0		0- 0		NEUTRAL	0- 0	0- 0		0- 0	

RPI 1-25				RPI 26-50				RPI 51-100				RPI 101+ Team's RPI: 239			
RPI	S	Opponent	Score	RPI	S	Opponent	Score	RPI	S	Opponent	Score	RPI	S	Opponent	Score
15	A	Kentucky	35 87					68	A	Georgia Tech	42 69	105	A	North Ala.	42 68
								84	H	South Carolina	38 94	146	A	South Alabama	65 77
												202	A	Troy	46 116
												264	H	Samford	51 60

LAST 12 Division I GAMES:															
84	H	South Carolina	38 94	146	A	South Alabama	65 77	68	A	Georgia Tech	42 69	202	A	Troy	46 116
15	A	Kentucky	35 87					105	A	North Ala.	42 68	264	H	Samford	51 60

Non-Div I Games: Mobile 69 63

Alabama St.

Loss,
Non-Conf, S Site,
H Home
A Away
N Neutral

Average RPI Win: 333

Average RPI Loss: 204

WON-LOST
RECORDWINNING
PCT. RANKLAST 10
GAMESSTRENGTH OF
SCHEDULEOPP. STRENGTH
OF SCHEDULETEAM
RPIADJ.
RPICONF.
RPIADJ CONF.
RPIDIV. I ONLY
DIV. I NON-CONF.1- 9
1- 9324
3240- 1
0- 1281
281297
297341
341341
34124
2424
24

TOTALS

RPI 1-25

RPI 26-50

W-L RECORDS

RPI 51-100

RPI 101-150

RPI 150+

1- 9

0- 0

0- 0

OVERALL

0- 2

0- 1

1- 6

1- 4

0- 0

0- 0

HOME

0- 0

0- 1

1- 3

0- 5

0- 0

0- 0

AWAY

0- 2

0- 0

0- 3

0- 0

0- 0

0- 0

NEUTRAL

0- 0

0- 0

0- 0

1- 9

0- 0

0- 0

NON-CONFERENCE

0- 2

0- 1

1- 6

1- 4

0- 0

0- 0

HOME

0- 0

0- 1

1- 3

0- 5

0- 0

0- 0

AWAY

0- 2

0- 0

0- 3

0- 0

0- 0

0- 0

NEUTRAL

0- 0

0- 0

0- 0

0- 0

0- 0

0- 0

CONFERENCE

0- 0

0- 0

0- 0

0- 0

0- 0

0- 0

HOME

0- 0

0- 0

0- 0

0- 0

0- 0

0- 0

AWAY

0- 0

0- 0

0- 0

0- 0

0- 0

0- 0

NEUTRAL

0- 0

0- 0

0- 0

RPI 1-25

RPI 26-50

RPI 51-100

RPI 101+

Team's RPI: 341

RPI S Opponent Score

RPI S Opponent Score

RPI S Opponent Score

RPI S Opponent Score

98 A Rutgers 39 65
100 A South Fla. 37 74117 H Marist 56 74
168 A Monmouth 56 64
197 H Holy Cross 50 56
249 A Cornell 34 48
266 H Central Conn. St. 53 60
313 A Lafayette 66 67
327 H Canisius 42 48
333 H Manhattan 60 54

LAST 12 Division I GAMES:

117 H Marist 56 74 197 H Holy Cross 50 56
266 H Central Conn. St. 53 60 168 A Monmouth 56 64
313 A Lafayette 66 67 98 A Rutgers 39 65
327 H Canisius 42 48 333 H Manhattan 60 54
249 A Cornell 34 48
100 A South Fla. 37 74

Albany (NY)

Albany (NY)

Non-Div I Games:

Albany (NY)

Loss, Non-Conf, S Site, H Home A Away N Neutral

ADJ CONF.
RPI

A

1
2
3
4
5

1
2
3
4
5

Non-Div I Games:

Lane

58

70

Fisk

67

64

Average RPI Win:	208	WON-LOST	WINNING	LAST 10	STRENGTH OF	OPP. STRENGTH	TEAM	ADJ.	CONF.	ADJ CONF.
Average RPI Loss:	78	RECORD	PCT. RANK	GAMES	SCHEDULE	OF SCHEDULE	RPI	RPI	RPI	RPI
DIV. I ONLY	4- 4	158	0- 1	94	174	133	133	20	20	
DIV. I NON-CONF.	4- 4	158	0- 1	94	174	133	133	20	20	

TOTALS	RPI 1-25	RPI 26-50	W-L RECORDS	RPI 51-100	RPI 101-150	RPI 150+				
4- 4	0- 1	0- 0	OVERALL	0- 2	1- 1	3- 0				
3- 0	0- 0	0- 0	HOME	0- 0	1- 0	2- 0				
1- 2	0- 0	0- 0	AWAY	0- 1	0- 1	1- 0				
0- 2	0- 1	0- 0	NEUTRAL	0- 1	0- 0	0- 0				
4- 4	0- 1	0- 0	NON-CONFERENCE	0- 2	1- 1	3- 0				
3- 0	0- 0	0- 0	HOME	0- 0	1- 0	2- 0				
1- 2	0- 0	0- 0	AWAY	0- 1	0- 1	1- 0				
0- 2	0- 1	0- 0	NEUTRAL	0- 1	0- 0	0- 0				
0- 0	0- 0	0- 0	CONFERENCE	0- 0	0- 0	0- 0				
0- 0	0- 0	0- 0	HOME	0- 0	0- 0	0- 0				
0- 0	0- 0	0- 0	AWAY	0- 0	0- 0	0- 0				
0- 0	0- 0	0- 0	NEUTRAL	0- 0	0- 0	0- 0				

RPI 1-25				RPI 26-50				RPI 51-100				RPI 101+ Team's RPI: 133			
RPI S	Opponent	Score		RPI S	Opponent	Score		RPI S	Opponent	Score		RPI S	Opponent	Score	
21 N	Stanford	49	71					55 A	Denver	54	83	120 H	Tul sa	68	52
								87 N	FGCU	71	90	149 A	Vi rgi ni a	54	57
												166 H	George Mason	86	71
												272 H	UMBC	64	42
												274 A	Hawai i	69	57

LAST 12 Division I GAMES:															
149 A	Vi rgi ni a	54	57	272 H	UMBC	64	42	87 N	FGCU	71	90	21 N	Stanford	49	71
120 H	Tul sa	68	52					274 A	Hawai i	69	57	55 A	Denver	54	83
								166 H	George Mason	86	71				

Non-Div I Games:

American

Average RPI Win:	297	WON-LOST	WINNING	LAST 10	STRENGTH OF	OPP. STRENGTH	TEAM	ADJ.	CONF.	ADJ CONF.
Average RPI Loss:	151	RECORD	PCT. RANK	GAMES	SCHEDULE	OF SCHEDULE	RPI	RPI	RPI	RPI
DIV. I ONLY	5- 4	145	0- 1	291	261	214	214	19	19	
DIV. I NON-CONF.	5- 4	145	0- 1	291	261	214	214	19	19	

TOTALS	RPI 1-25	RPI 26-50	W-L RECORDS	RPI 51-100	RPI 101-150	RPI 150+				
5- 4	0- 0	0- 0	OVERALL	0- 2	0- 0	5- 2				
4- 0	0- 0	0- 0	HOME	0- 0	0- 0	4- 0				
1- 4	0- 0	0- 0	AWAY	0- 2	0- 0	1- 2				
0- 0	0- 0	0- 0	NEUTRAL	0- 0	0- 0	0- 0				
5- 4	0- 0	0- 0	NON-CONFERENCE	0- 2	0- 0	5- 2				
4- 0	0- 0	0- 0	HOME	0- 0	0- 0	4- 0				
1- 4	0- 0	0- 0	AWAY	0- 2	0- 0	1- 2				
0- 0	0- 0	0- 0	NEUTRAL	0- 0	0- 0	0- 0				
0- 0	0- 0	0- 0	CONFERENCE	0- 0	0- 0	0- 0				
0- 0	0- 0	0- 0	HOME	0- 0	0- 0	0- 0				
0- 0	0- 0	0- 0	AWAY	0- 0	0- 0	0- 0				
0- 0	0- 0	0- 0	NEUTRAL	0- 0	0- 0	0- 0				

RPI 1-25				RPI 26-50				RPI 51-100				RPI 101+				Team's RPI: 214
RPI	S	Opponent	Score	RPI	S	Opponent	Score	RPI	S	Opponent	Score	RPI	S	Opponent	Score	
								68	A	Georgi a Tech	53 71	167	A	UAB	61 80	
								84	A	South Carol i na	50 80	221	H	El on	65 62	
												284	A	ETSU	64 95	
												306	H	Col. of Charleston	80 66	
												310	H	Marshal l	74 52	
												311	A	Davi dson	81 78	
												335	H	UNC Greensboro	68 65	
LAST 12 Division I GAMES:																
				84	A	South Carolina	50 80	311	A	Davi dson	81 78					
				306	H	Col. of Charleston	80 66	335	H	UNC Greensboro	68 65					
				284	A	ETSU	64 95	68	A	Georgi a Tech	53 71					
				310	H	Marshall	74 52	167	A	UAB	61 80					
				221	H	El on	65 62									

Non-Div I Games:

Appalachian St.

A
r
i
z
o
n
a

Average RPI Win: 183				Through Games Of Dec. 9, 2018							
Average RPI Loss: 66											
WON-LOST RECORD				WINNING PCT. RANK				LAST 10 GAMES			
STRENGTH OF SCHEDULE				OPP. STRENGTH OF SCHEDULE				TEAM RPI			
ADJ. RPI				CONF. RPI				ADJ CONF. RPI			
DIV. I ONLY				8- 1				22			
DIV. I NON-CONF.				8- 1				22			
264				33				78			
264				33				78			
TOTALS				RPI 1-25				RPI 26-50			
8- 1				0- 0				0- 0			
4- 1				0- 0				0- 0			
2- 0				0- 0				0- 0			
2- 0				0- 0				0- 0			
8- 1				0- 0				0- 0			
4- 1				0- 0				0- 0			
2- 0				0- 0				0- 0			
2- 0				0- 0				0- 0			
0- 0				0- 0				0- 0			
0- 0				0- 0				0- 0			
0- 0				0- 0				0- 0			
0- 0				0- 0				0- 0			
W-L RECORDS				RPI 51-100				RPI 101-150			
OVERALL				3- 1				0- 0			
HOME				2- 1				0- 0			
AWAY				0- 0				0- 0			
NEUTRAL				1- 0				0- 0			
NON-CONFERENCE				3- 1				0- 0			
HOME				2- 1				0- 0			
AWAY				0- 0				0- 0			
NEUTRAL				1- 0				0- 0			
CONFERENCE				0- 0				0- 0			
HOME				0- 0				0- 0			
AWAY				0- 0				0- 0			
NEUTRAL				0- 0				0- 0			
RPI 1-25				RPI 26-50				RPI 51-100			
Team's RPI: 78				RPI 101+							
RPI S Opponent Score				RPI S Opponent Score				RPI S Opponent Score			
58 H Montana 100 51				153 A San Diego St. 69 60				252 N Seattle U 84 54			
61 N Portland 92 70				277 A Long Beach St. 70 43				292 H Incarnate Word 84 42			
66 H Loyola Marymount 64 66				298 H South Carolina St. 73 32							
70 H Idaho St. 71 46											
LAST 12 Division I GAMES:											
153 A San Diego St. 69 60				277 A Long Beach St. 70 43							
292 H Incarnate Word 84 42				58 H Montana 100 51							
298 H South Carolina St. 73 32				70 H Idaho St. 71 46							
61 N Portland 92 70											
252 N Seattle U 84 54											
66 H Loyola Marymount 64 66											

A
r
i
z
o
n
a

Non-Div I Games:

Ari zona

Average RPI Win: 138		WON-LOST		WINNING		LAST 10		STRENGTH OF		OPP. STRENGTH		TEAM		ADJ.		CONF.		ADJ CONF.	
Average RPI Loss: 9		RECORD		PCT. RANK		GAMES		SCHEDULE		OF SCHEDULE		RPI		RPI		RPI		RPI	
DIV. I ONLY		7- 2		51		1- 0		83		17		35		35		2		2	
DIV. I NON-CONF.		7- 2		51		1- 0		83		17		35		35		2		2	
TOTALS		RPI 1-25		RPI 26-50		W-L RECORDS		RPI 51-100		RPI 101-150		RPI 150+							
7- 2		0- 2		0- 0		OVERALL		2- 0		3- 0		2- 0							
4- 1		0- 1		0- 0		HOME		1- 0		2- 0		1- 0							
2- 0		0- 0		0- 0		AWAY		1- 0		1- 0		0- 0							
1- 1		0- 1		0- 0		NEUTRAL		0- 0		0- 0		1- 0							
7- 2		0- 2		0- 0		NON-CONFERENCE		2- 0		3- 0		2- 0							
4- 1		0- 1		0- 0		HOME		1- 0		2- 0		1- 0							
2- 0		0- 0		0- 0		AWAY		1- 0		1- 0		0- 0							
1- 1		0- 1		0- 0		NEUTRAL		0- 0		0- 0		1- 0							
0- 0		0- 0		0- 0		CONFERENCE		0- 0		0- 0		0- 0							
0- 0		0- 0		0- 0		HOME		0- 0		0- 0		0- 0							
0- 0		0- 0		0- 0		AWAY		0- 0		0- 0		0- 0							
0- 0		0- 0		0- 0		NEUTRAL		0- 0		0- 0		0- 0							

RPI 1-25				RPI 26-50				Team's RPI: 35				RPI 51-100				RPI 101+			
RPI	S	Opponent	Score	RPI	S	Opponent	Score	RPI	S	Opponent	Score	RPI	S	Opponent	Score	RPI	S	Opponent	Score
5	N	Louisville	56 58									57	A	Arkansas	88 85	119	H	Louisiana Tech	80 44
13	H	Baylor	59 65									75	H	Southern U.	69 47	120	H	Tulsa	70 52
																138	A	Colorado St.	70 39
																162	N	Southern Ill.	82 38
																292	H	Incarnate Word	81 43
LAST 12 Division I GAMES:																			
5	N	Louisville	56 58	120	H	Tulsa	70 52	138	A	Colorado St.	70 39	75	H	Southern U.	69 47	119	H	Louisiana Tech	80 44
57	A	Arkansas	88 85													162	N	Southern Ill.	82 38
13	H	Baylor	59 65																
292	H	Incarnate Word	81 43																

Non-Div I Games:

Ari zona St.

Average RPI Win:	0	WON-LOST	WINNING	LAST 10	STRENGTH OF	OPP. STRENGTH	TEAM	ADJ.	CONF.	ADJ CONF.
Average RPI Loss:	101	RECORD	PCT. RANK	GAMES	SCHEDULE	OF SCHEDULE	RPI	RPI	RPI	RPI
DIV. I ONLY	0- 3	327	0- 0	3	259	161	161	27	27	
DIV. I NON-CONF.	0- 3	327	0- 0	3	259	161	161	27	27	

TOTALS	RPI 1-25	RPI 26-50	W-L RECORDS	RPI 51-100	RPI 101-150	RPI 150+				
0- 3	0- 1	0- 0	OVERALL	0- 1	0- 0	0- 1				
0- 0	0- 0	0- 0	HOME	0- 0	0- 0	0- 0				
0- 3	0- 1	0- 0	AWAY	0- 1	0- 0	0- 1				
0- 0	0- 0	0- 0	NEUTRAL	0- 0	0- 0	0- 0				
0- 3	0- 1	0- 0	NON-CONFERENCE	0- 1	0- 0	0- 1				
0- 0	0- 0	0- 0	HOME	0- 0	0- 0	0- 0				
0- 3	0- 1	0- 0	AWAY	0- 1	0- 0	0- 1				
0- 0	0- 0	0- 0	NEUTRAL	0- 0	0- 0	0- 0				
0- 0	0- 0	0- 0	CONFERENCE	0- 0	0- 0	0- 0				
0- 0	0- 0	0- 0	HOME	0- 0	0- 0	0- 0				
0- 0	0- 0	0- 0	AWAY	0- 0	0- 0	0- 0				
0- 0	0- 0	0- 0	NEUTRAL	0- 0	0- 0	0- 0				

RPI 1-25				RPI 26-50				RPI 51-100				RPI 101+ Team's RPI: 161			
RPI	S	Opponent	Score	RPI	S	Opponent	Score	RPI	S	Opponent	Score	RPI	S	Opponent	Score
17	A	Minnesota	42 84					54	A	Oregon St.	33 89	232	A	Wichita St.	39 76
LAST 12 Division I GAMES:															
17	A	Minnesota	42 84	54	A	Oregon St.	33 89	232	A	Wichita St.	39 76				

Non-Div I Games: Paul Quinn 68 52

Ark. -Pine Bluff

Average RPI Win:	193	WON-LOST	WINNING	LAST 10	STRENGTH OF	OPP. STRENGTH	TEAM	ADJ.	CONF.	ADJ CONF.
Average RPI Loss:	57	RECORD	PCT. RANK	GAMES	SCHEDULE	OF SCHEDULE	RPI	RPI	RPI	RPI
DIV. I ONLY	7- 3	91	1- 0	80	115	57	57	5	5	
DIV. I NON-CONF.	7- 3	91	1- 0	80	115	57	57	5	5	

TOTALS	RPI 1-25	RPI 26-50	W-L RECORDS	RPI 51-100	RPI 101-150	RPI 150+				
7- 3	0- 1	0- 1	OVERALL	1- 0	2- 1	4- 0				
3- 1	0- 0	0- 1	HOME	1- 0	0- 0	2- 0				
2- 1	0- 1	0- 0	AWAY	0- 0	1- 0	1- 0				
2- 1	0- 0	0- 0	NEUTRAL	0- 0	1- 1	1- 0				
7- 3	0- 1	0- 1	NON-CONFERENCE	1- 0	2- 1	4- 0				
3- 1	0- 0	0- 1	HOME	1- 0	0- 0	2- 0				
2- 1	0- 1	0- 0	AWAY	0- 0	1- 0	1- 0				
2- 1	0- 0	0- 0	NEUTRAL	0- 0	1- 1	1- 0				
0- 0	0- 0	0- 0	CONFERENCE	0- 0	0- 0	0- 0				
0- 0	0- 0	0- 0	HOME	0- 0	0- 0	0- 0				
0- 0	0- 0	0- 0	AWAY	0- 0	0- 0	0- 0				
0- 0	0- 0	0- 0	NEUTRAL	0- 0	0- 0	0- 0				

RPI 1-25				RPI 26-50				RPI 51-100 Team's RPI: 57				RPI 101+			
RPI	S	Opponent	Score	RPI	S	Opponent	Score	RPI	S	Opponent	Score	RPI	S	Opponent	Score
8	A	Iowa St.	82 91	35	H	Arizona St.	85 88	86	H	Tennessee Tech	65 42	126	N	Wisconsin	69 68
												129	N	Pittsburgh	54 61
												136	A	Abilene Christian	80 68
												181	H	Oral Roberts	74 61
												195	A	UT Arlington	66 65
												293	N	Tennessee St.	79 55
												331	H	Northwestern St.	98 53
LAST 12 Division I GAMES:															
129	N	Pittsburgh	54 61	136	A	Abilene Christian	80 68	86	H	Tennessee Tech	65 42	8	A	Iowa St.	82 91
293	N	Tennessee St.	79 55	86	H	Tennessee Tech	65 42	8	A	Iowa St.	82 91	181	H	Oral Roberts	74 61
35	H	Arizona St.	85 88	8	A	Iowa St.	82 91	181	H	Oral Roberts	74 61	126	N	Wisconsin	69 68
195	A	UT Arlington	66 65	181	H	Oral Roberts	74 61	126	N	Wisconsin	69 68				
331	H	Northwestern St.	98 53												

Non-Div I Games:

Arkansas

Average RPI	Win:	260	WON-LOST	WINNING	LAST 10	STRENGTH OF	OPP. STRENGTH	TEAM	ADJ.	CONF.	ADJ CONF.
Average RPI	Loss:	96	RECORD	PCT. RANK	GAMES	SCHEDULE	OF SCHEDULE	RPI	RPI	RPI	RPI
DIV. I ONLY		4- 4		158	1- 0	119	257	159	159	19	19
DIV. I NON-CONF.		4- 4		158	1- 0	119	257	159	159	19	19

TOTALS	RPI 1-25		RPI 26-50		W-L RECORDS	RPI 51-100		RPI 101-150		RPI 150+	
4- 4	0- 0		0- 0		OVERALL	0- 2		1- 2		3- 0	
3- 1	0- 0		0- 0		HOME	0- 0		1- 1		2- 0	
1- 3	0- 0		0- 0		AWAY	0- 2		0- 1		1- 0	
0- 0	0- 0		0- 0		NEUTRAL	0- 0		0- 0		0- 0	
4- 4	0- 0		0- 0		NON-CONFERENCE	0- 2		1- 2		3- 0	
3- 1	0- 0		0- 0		HOME	0- 0		1- 1		2- 0	
1- 3	0- 0		0- 0		AWAY	0- 2		0- 1		1- 0	
0- 0	0- 0		0- 0		NEUTRAL	0- 0		0- 0		0- 0	
0- 0	0- 0		0- 0		CONFERENCE	0- 0		0- 0		0- 0	
0- 0	0- 0		0- 0		HOME	0- 0		0- 0		0- 0	
0- 0	0- 0		0- 0		AWAY	0- 0		0- 0		0- 0	
0- 0	0- 0		0- 0		NEUTRAL	0- 0		0- 0		0- 0	

RPI 1-25				RPI 26-50				RPI 51-100				RPI 101+				Team's RPI: 159
RPI	S	Opponent	Score	RPI	S	Opponent	Score	RPI	S	Opponent	Score	RPI	S	Opponent	Score	
								64	A	UT Martin	91 97	104	A	Texas A&M	56 97	
								97	A	Oklahoma St.	60 62	119	H	Louisiana Tech	70 80	
												120	H	Tulsa	73 60	
												276	H	Memphis	77 66	
												321	H	Murray St.	74 63	
												324	A	UTEP	67 66	
LAST 12 Division I GAMES:																
120	H	Tulsa	73 60	324	A	UTEP	67 66									
97	A	Oklahoma St.	60 62	321	H	Murray St.	74 63									
				104	A	Texas A&M	56 97									
				119	H	Louisiana Tech	70 80									
				64	A	UT Martin	91 97									
				276	H	Memphis	77 66									

Non-Div I Games:

Arkansas St.

Average RPI Win:	314	WON-LOST	WINNING	LAST 10	STRENGTH OF	OPP. STRENGTH	TEAM	ADJ.	CONF.	ADJ CONF.
Average RPI Loss:	168	RECORD	PCT. RANK	GAMES	SCHEDULE	OF SCHEDULE	RPI	RPI	RPI	RPI
DIV. I ONLY	4- 5	192	1- 0	322	264	295	295	20	20	
DIV. I NON-CONF.	4- 5	192	1- 0	322	264	295	295	20	20	

TOTALS	RPI 1-25	RPI 26-50	W-L RECORDS	RPI 51-100	RPI 101-150	RPI 150+				
4- 5	0- 0	0- 1	OVERALL	0- 1	0- 1	4- 2				
2- 2	0- 0	0- 0	HOME	0- 1	0- 1	2- 0				
2- 3	0- 0	0- 1	AWAY	0- 0	0- 0	2- 2				
0- 0	0- 0	0- 0	NEUTRAL	0- 0	0- 0	0- 0				
4- 5	0- 0	0- 1	NON-CONFERENCE	0- 1	0- 1	4- 2				
2- 2	0- 0	0- 0	HOME	0- 1	0- 1	2- 0				
2- 3	0- 0	0- 1	AWAY	0- 0	0- 0	2- 2				
0- 0	0- 0	0- 0	NEUTRAL	0- 0	0- 0	0- 0				
0- 0	0- 0	0- 0	CONFERENCE	0- 0	0- 0	0- 0				
0- 0	0- 0	0- 0	HOME	0- 0	0- 0	0- 0				
0- 0	0- 0	0- 0	AWAY	0- 0	0- 0	0- 0				
0- 0	0- 0	0- 0	NEUTRAL	0- 0	0- 0	0- 0				

RPI 1-25				RPI 26-50				RPI 51-100				RPI 101+ Team's RPI: 295			
RPI	S	Opponent	Score	RPI	S	Opponent	Score	RPI	S	Opponent	Score	RPI	S	Opponent	Score
				43	A	TCU	38 63	69	H	St. John's (NY)	49 60	150	H	Air Force	60 71
												234	H	St. Francis Brooklyn	69 57
												279	A	Columbia	49 70
												299	A	Binghamton	47 60
												336	A	Wagner	61 46
												337	H	Fairleigh Dickinson	62 40
												349	A	LIU Brooklyn	57 42
LAST 12 Division I GAMES:															
				336	A	Wagner	61 46	150	H	Air Force	60 71				
				337	H	Fairleigh Dickinson	62 40	69	H	St. John's (NY)	49 60				
				43	A	TCU	38 63	279	A	Columbia	49 70				
				234	H	St. Francis Brooklyn	69 57	349	A	LIU Brooklyn	57 42				
				299	A	Binghamton	47 60								

Non-Div I Games:

Army West Point

Average RPI	Win: 218	WON-LOST RECORD	WINNING PCT. RANK	LAST 10 GAMES	STRENGTH OF SCHEDULE	OPP. STRENGTH OF SCHEDULE	TEAM RPI	ADJ. RPI	CONF. RPI	ADJ CONF. RPI
Average RPI	Loss: 8									
DIV. I ONLY	6- 1	39	1- 0	173	114	41	41	5	5	
DIV. I NON-CONF.	6- 1	39	1- 0	173	114	41	41	5	5	

TOTALS	RPI 1-25	RPI 26-50	W-L RECORDS	RPI 51-100	RPI 101-150	RPI 150+				
6- 1	0- 1	0- 0	OVERALL	1- 0	0- 0	5- 0				
4- 0	0- 0	0- 0	HOME	0- 0	0- 0	4- 0				
2- 1	0- 1	0- 0	AWAY	1- 0	0- 0	1- 0				
0- 0	0- 0	0- 0	NEUTRAL	0- 0	0- 0	0- 0				
6- 1	0- 1	0- 0	NON-CONFERENCE	1- 0	0- 0	5- 0				
4- 0	0- 0	0- 0	HOME	0- 0	0- 0	4- 0				
2- 1	0- 1	0- 0	AWAY	1- 0	0- 0	1- 0				
0- 0	0- 0	0- 0	NEUTRAL	0- 0	0- 0	0- 0				
0- 0	0- 0	0- 0	CONFERENCE	0- 0	0- 0	0- 0				
0- 0	0- 0	0- 0	HOME	0- 0	0- 0	0- 0				
0- 0	0- 0	0- 0	AWAY	0- 0	0- 0	0- 0				
0- 0	0- 0	0- 0	NEUTRAL	0- 0	0- 0	0- 0				

RPI 1-25				RPI 26-50				Team's RPI: 41				RPI 51-100				RPI 101+			
RPI	S	Opponent	Score	RPI	S	Opponent	Score	RPI	S	Opponent	Score	RPI	S	Opponent	Score	RPI	S	Opponent	Score
8	A	Iowa St.	64 67									51	A	New Mexico	79 76	179	H	Oklahoma	95 79
																192	H	Nicholls St.	80 59
																250	H	Grambling	97 48
																301	A	Saint Joseph's	81 70
																334	H	Louisiana	71 59
LAST 12 Division I GAMES:																			
301	A	Saint Joseph's	81 70	51	A	New Mexico	79 76												
179	H	Oklahoma	95 79	8	A	Iowa St.	64 67												
334	H	Louisiana	71 59																
192	H	Nicholls St.	80 59																
250	H	Grambling	97 48																

Non-Div I Games: Xavier (LA) 77 58

Auburn

Average RPI Win:	309	WON-LOST	WINNING	LAST 10	STRENGTH OF	OPP. STRENGTH	TEAM	ADJ.	CONF.	ADJ CONF.
Average RPI Loss:	216	RECORD	PCT. RANK	GAMES	SCHEDULE	OF SCHEDULE	RPI	RPI	RPI	RPI
DIV. I ONLY	3- 5	218	0- 0	350	179	344	344	21	21	
DIV. I NON-CONF.	3- 5	218	0- 0	350	179	344	344	21	21	

TOTALS	RPI 1-25	RPI 26-50	W-L RECORDS	RPI 51-100	RPI 101-150	RPI 150+				
3- 5	0- 0	0- 0	OVERALL	0- 0	0- 0	3- 5				
3- 1	0- 0	0- 0	HOME	0- 0	0- 0	3- 1				
0- 4	0- 0	0- 0	AWAY	0- 0	0- 0	0- 4				
0- 0	0- 0	0- 0	NEUTRAL	0- 0	0- 0	0- 0				
3- 5	0- 0	0- 0	NON-CONFERENCE	0- 0	0- 0	3- 5				
3- 1	0- 0	0- 0	HOME	0- 0	0- 0	3- 1				
0- 4	0- 0	0- 0	AWAY	0- 0	0- 0	0- 4				
0- 0	0- 0	0- 0	NEUTRAL	0- 0	0- 0	0- 0				
0- 0	0- 0	0- 0	CONFERENCE	0- 0	0- 0	0- 0				
0- 0	0- 0	0- 0	HOME	0- 0	0- 0	0- 0				
0- 0	0- 0	0- 0	AWAY	0- 0	0- 0	0- 0				
0- 0	0- 0	0- 0	NEUTRAL	0- 0	0- 0	0- 0				

RPI 1-25				RPI 26-50				RPI 51-100				RPI 101+				Team's RPI: 344
RPI	S	Opponent	Score	RPI	S	Opponent	Score	RPI	S	Opponent	Score	RPI	S	Opponent	Score	
												152	A	Vanderbi l t	70	99
												187	A	Ci nci nnati	48	69
												235	H	Mi ssi ssi ppi Val .	89	95
												251	A	Western Ill.	72	77
												254	A	Ill i noi s St.	49	61
												271	H	Al abama A&M	75	58
												317	H	Li pscomb	70	58
												338	H	Northern Ky.	52	48
LAST 12 Division I GAMES:																
				271	H	Al abama A&M	75 58	254	A	Ill i noi s St.	49 61					
				187	A	Ci nci nnati	48 69	251	A	Western Ill.	72 77					
								317	H	Li pscomb	70 58					
								338	H	Northern Ky.	52 48					
								235	H	Mi ssi ssi ppi Val .	89 95					
								152	A	Vanderbi l t	70 99					

Non-Div I Games: Christian Bros. 100 62 Trevecca Nazarene 90 78

Austin Peay

Loss, Non-Conf, S Site, H Home A Away N Neutral

Average RPI Win: 192		WON-LOST	WINNING	LAST 10	STRENGTH OF		OPP. STRENGTH	TEAM	ADJ.	CONF.	ADJ CONF.
Average RPI Loss: 108		RECORD	PCT. RANK	GAMES	SCHEDULE		OF SCHEDULE	RPI	RPI	RPI	RPI
DIV. I ONLY		6- 3	98	0- 1	169		67	88	88	7	7
DIV. I NON-CONF.		6- 3	98	0- 1	169		67	88	88	7	7

TOTALS		RPI 1-25		RPI 26-50	W-L RECORDS		RPI 51-100	RPI 101-150		RPI 150+	
6- 3		0- 1		1- 0	OVERALL		1- 1	0- 0		4- 1	
2- 1		0- 1		0- 0	HOME		0- 0	0- 0		2- 0	
2- 2		0- 0		0- 0	AWAY		1- 1	0- 0		1- 1	
2- 0		0- 0		1- 0	NEUTRAL		0- 0	0- 0		1- 0	
6- 3		0- 1		1- 0	NON-CONFERENCE		1- 1	0- 0		4- 1	
2- 1		0- 1		0- 0	HOME		0- 0	0- 0		2- 0	
2- 2		0- 0		0- 0	AWAY		1- 1	0- 0		1- 1	
2- 0		0- 0		1- 0	NEUTRAL		0- 0	0- 0		1- 0	
0- 0		0- 0		0- 0	CONFERENCE		0- 0	0- 0		0- 0	
0- 0		0- 0		0- 0	HOME		0- 0	0- 0		0- 0	
0- 0		0- 0		0- 0	AWAY		0- 0	0- 0		0- 0	
0- 0		0- 0		0- 0	NEUTRAL		0- 0	0- 0		0- 0	

RPI 1-25				RPI 26-50				RPI 51-100 Team's RPI: 88				RPI 101+			
RPI	S	Opponent	Score	RPI	S	Opponent	Score	RPI	S	Opponent	Score	RPI	S	Opponent	Score
2	H	Cal i forni a	52 70	43	N	TCU	61 58	91	A	Utah St.	62 57	178	H	UC Ri versi de	72 70
								99	A	Utah	67 78	223	A	Southern Utah	64 67
												270	A	Utah Valley	77 51
												281	H	Eastern Wash.	80 65
												290	N	Cal i forni a Bapti st	76 69
LAST 12 Di vi si on I GAMES:															
				99	A	Utah	67 78	91	A	Utah St.	62 57				
				270	A	Utah Valley	77 51	281	H	Eastern Wash.	80 65				
				223	A	Southern Utah	64 67	2	H	Cal i forni a	52 70				
				290	N	Cal i forni a Bapti st	76 69	178	H	UC Ri versi de	72 70				
				43	N	TCU	61 58								

Non-Di v I Games:

BYU

Average RPI	Win: 233	WON-LOST	WINNING	LAST 10	STRENGTH OF	OPP. STRENGTH	TEAM	ADJ.	CONF.	ADJ CONF.
Average RPI	Loss: 114	RECORD	PCT. RANK	GAMES	SCHEDULE	OF SCHEDULE	RPI	RPI	RPI	RPI
DIV. I ONLY	2- 7	275	0- 1	235	46	297	297	10	10	
DIV. I NON-CONF.	2- 7	275	0- 1	235	46	297	297	10	10	

TOTALS	RPI 1-25	RPI 26-50	W-L RECORDS	RPI 51-100	RPI 101-150	RPI 150+				
2- 7	0- 0	0- 1	OVERALL	0- 3	0- 0	2- 3				
2- 2	0- 0	0- 0	HOME	0- 1	0- 0	2- 1				
0- 2	0- 0	0- 0	AWAY	0- 1	0- 0	0- 1				
0- 3	0- 0	0- 1	NEUTRAL	0- 1	0- 0	0- 1				
2- 7	0- 0	0- 1	NON-CONFERENCE	0- 3	0- 0	2- 3				
2- 2	0- 0	0- 0	HOME	0- 1	0- 0	2- 1				
0- 2	0- 0	0- 0	AWAY	0- 1	0- 0	0- 1				
0- 3	0- 0	0- 1	NEUTRAL	0- 1	0- 0	0- 1				
0- 0	0- 0	0- 0	CONFERENCE	0- 0	0- 0	0- 0				
0- 0	0- 0	0- 0	HOME	0- 0	0- 0	0- 0				
0- 0	0- 0	0- 0	AWAY	0- 0	0- 0	0- 0				
0- 0	0- 0	0- 0	NEUTRAL	0- 0	0- 0	0- 0				

RPI	S	Opponent	Score	RPI	S	Opponent	Score	RPI	S	Opponent	Score	RPI	S	Opponent	Score	Team's RPI: 297
46	N	Duke	62 79	65	H	Purdue	38 80	152	H	Vanderbil t	43 60	154	N	Fordham	70 78	
				67	A	Butler	47 64	187	H	Cinci nnati	75 63	238	A	Missouri St.	54 74	
				76	N	Qui nni pi ac	66 69	278	H	Cleveland St.	67 62					
LAST 12 Divi sion I GAMES:																
152	H	Vanderbil t	43 60	76	N	Qui nni pi ac	66 69									
67	A	Butler	47 64	46	N	Duke	62 79									
187	H	Cinci nnati	75 63	65	H	Purdue	38 80									
154	N	Fordham	70 78													
238	A	Missouri St.	54 74													
278	H	Cleveland St.	67 62													

Non-Di v I Games:

Bal I St.

Average RPI	Win:	191	WON-LOST	WINNING	LAST 10	STRENGTH OF	OPP. STRENGTH	TEAM	ADJ.	CONF.	ADJ CONF.
Average RPI	Loss:	42	RECORD	PCT. RANK	GAMES	SCHEDULE	OF SCHEDULE	RPI	RPI	RPI	RPI
DIV. I ONLY		5- 3		114	1- 0	57	146	50	50	21	21
DIV. I NON-CONF.		5- 3		114	1- 0	57	146	50	50	21	21

TOTALS	RPI 1-25		RPI 26-50		W-L RECORDS	RPI 51-100		RPI 101-150		RPI 150+	
5- 3	0- 1		0- 1		OVERALL	1- 1		2- 0		2- 0	
2- 1	0- 0		0- 0		HOME	0- 1		1- 0		1- 0	
3- 2	0- 1		0- 1		AWAY	1- 0		1- 0		1- 0	
0- 0	0- 0		0- 0		NEUTRAL	0- 0		0- 0		0- 0	
5- 3	0- 1		0- 1		NON-CONFERENCE	1- 1		2- 0		2- 0	
2- 1	0- 0		0- 0		HOME	0- 1		1- 0		1- 0	
3- 2	0- 1		0- 1		AWAY	1- 0		1- 0		1- 0	
0- 0	0- 0		0- 0		NEUTRAL	0- 0		0- 0		0- 0	
0- 0	0- 0		0- 0		CONFERENCE	0- 0		0- 0		0- 0	
0- 0	0- 0		0- 0		HOME	0- 0		0- 0		0- 0	
0- 0	0- 0		0- 0		AWAY	0- 0		0- 0		0- 0	
0- 0	0- 0		0- 0		NEUTRAL	0- 0		0- 0		0- 0	

RPI 1-25				RPI 26-50				Team's RPI: 50				RPI 51-100				RPI 101+			
RPI	S	Opponent	Score	RPI	S	Opponent	Score	RPI	S	Opponent	Score	RPI	S	Opponent	Score	RPI	S	Opponent	Score
4	A	NC State	62 77	47	A	Clemson	62 65	71	A	Middle Tenn.	45 38	108	A	Wright St.	79 63				
								74	H	Tolledo	69 78	120	H	Tulsa	78 53				
												317	H	Lipscomb	83 43				
												338	A	Northern Ky.	71 53				
LAST 12 Division I GAMES:																			
317	H	Lipscomb	83 43	71	A	Middle Tenn.	45 38	108	A	Wright St.	79 63	120	H	Tulsa	78 53	4	A	NC State	62 77
47	A	Clemson	62 65																
74	H	Tolledo	69 78																
338	A	Northern Ky.	71 53																

Non-Div I Games:

Belmont

Average RPI Win:	285	WON-LOST	WINNING	LAST 10	STRENGTH OF	OPP. STRENGTH	TEAM	ADJ.	CONF.	ADJ CONF.
Average RPI Loss:	186	RECORD	PCT. RANK	GAMES	SCHEDULE	OF SCHEDULE	RPI	RPI	RPI	RPI
DIV. I ONLY	3- 3	158	0- 0	318	203	243	243	32	32	
DIV. I NON-CONF.	3- 3	158	0- 0	318	203	243	243	32	32	

TOTALS	RPI 1-25	RPI 26-50	W-L RECORDS	RPI 51-100	RPI 101-150	RPI 150+				
3- 3	0- 0	0- 0	OVERALL	0- 1	0- 0	3- 2				
2- 0	0- 0	0- 0	HOME	0- 0	0- 0	2- 0				
1- 3	0- 0	0- 0	AWAY	0- 1	0- 0	1- 2				
0- 0	0- 0	0- 0	NEUTRAL	0- 0	0- 0	0- 0				
3- 3	0- 0	0- 0	NON-CONFERENCE	0- 1	0- 0	3- 2				
2- 0	0- 0	0- 0	HOME	0- 0	0- 0	2- 0				
1- 3	0- 0	0- 0	AWAY	0- 1	0- 0	1- 2				
0- 0	0- 0	0- 0	NEUTRAL	0- 0	0- 0	0- 0				
0- 0	0- 0	0- 0	CONFERENCE	0- 0	0- 0	0- 0				
0- 0	0- 0	0- 0	HOME	0- 0	0- 0	0- 0				
0- 0	0- 0	0- 0	AWAY	0- 0	0- 0	0- 0				
0- 0	0- 0	0- 0	NEUTRAL	0- 0	0- 0	0- 0				

RPI 1-25				RPI 26-50				RPI 51-100				RPI 101+ Team's RPI: 243											
RPI	S	Opponent	Score	RPI	S	Opponent	Score	RPI	S	Opponent	Score	RPI	S	Opponent	Score								
								100	A	South Fla.	39	88	200	A	Flori da	53	64						
												237	A	Jacksonvi lle	58	56							
												257	A	Ga. Southern	76	77							
												300	H	Li berty	81	76							
												319	H	FIU	68	57							

LAST 12 Di vi si on I GAMES:																							
257	A	Ga. Southern	76	77	200	A	Flori da	53	64														
319	H	FIU	68	57	237	A	Jacksonvi lle	58	56														
100	A	South Fla.	39	88																			
300	H	Li berty	81	76																			

Non-Div I Games: Flagler 74 59 Edward Waters 73 46

Bethune-Cookman

Average RPI	Win: 294	WON-LOST	WINNING	LAST 10	STRENGTH OF	OPP. STRENGTH	TEAM	ADJ.	CONF.	ADJ CONF.
Average RPI	Loss: 221	RECORD	PCT. RANK	GAMES	SCHEDULE	OF SCHEDULE	RPI	RPI	RPI	RPI
DIV. I ONLY	3- 5	218	0- 1	226	340	299	299	24	24	
DIV. I NON-CONF.	3- 5	218	0- 1	226	340	299	299	24	24	

TOTALS	RPI 1-25	RPI 26-50	W-L RECORDS	RPI 51-100	RPI 101-150	RPI 150+				
3- 5	0- 0	0- 0	OVERALL	0- 1	0- 0	3- 4				
3- 2	0- 0	0- 0	HOME	0- 0	0- 0	3- 2				
0- 3	0- 0	0- 0	AWAY	0- 1	0- 0	0- 2				
0- 0	0- 0	0- 0	NEUTRAL	0- 0	0- 0	0- 0				
3- 5	0- 0	0- 0	NON-CONFERENCE	0- 1	0- 0	3- 4				
3- 2	0- 0	0- 0	HOME	0- 0	0- 0	3- 2				
0- 3	0- 0	0- 0	AWAY	0- 1	0- 0	0- 2				
0- 0	0- 0	0- 0	NEUTRAL	0- 0	0- 0	0- 0				
0- 0	0- 0	0- 0	CONFERENCE	0- 0	0- 0	0- 0				
0- 0	0- 0	0- 0	HOME	0- 0	0- 0	0- 0				
0- 0	0- 0	0- 0	AWAY	0- 0	0- 0	0- 0				
0- 0	0- 0	0- 0	NEUTRAL	0- 0	0- 0	0- 0				

RPI 1-25				RPI 26-50				RPI 51-100				RPI 101+ Team's RPI : 299					
RPI	S	Opponent	Score	RPI	S	Opponent	Score	RPI	S	Opponent	Score	RPI	S	Opponent	Score		
								81	A	Ohio	49	86	155	H	Lehigh	55	65
												247	H	Rider	57	62	
												249	H	Cornell	72	61	
												295	H	Army West Point	60	47	
												308	A	Niagara	72	79	
												313	A	Lafayette	50	59	
												337	H	Fairleigh Dickinson	73	54	
LAST 12 Division I GAMES:																	
				247	H	Rider	57	62				337	H	Fairleigh Dickinson	73	54	
				308	A	Niagara	72	79				295	H	Army West Point	60	47	
												155	H	Lehigh	55	65	
												81	A	Ohio	49	86	
												313	A	Lafayette	50	59	
												249	H	Cornell	72	61	

Non-Div I Games: Charleston (WV) 69 62 Caldwell 73 54

Binghamton

Average RPI Win: 178

Average RPI Loss: 95

WON-LOST
RECORDWINNING
PCT. RANKLAST 10
GAMESSTRENGTH OF
SCHEDULEOPP. STRENGTH
OF SCHEDULETEAM
RPIADJ.
RPICONF.
RPIADJ CONF.
RPIDIV. I ONLY
DIV. I NON-CONF.4- 2
4- 298
981- 0
1- 0165
16559
59118
118118
1189
99
9

TOTALS

RPI 1-25

RPI 26-50

W-L RECORDS

RPI 51-100

RPI 101-150

RPI 150+

4- 2
2- 1
0- 1
2- 00- 1
0- 1
0- 0
0- 00- 0
0- 0
0- 0
0- 0OVERALL
HOME
AWAY
NEUTRAL0- 0
0- 0
0- 0
0- 02- 0
1- 0
0- 0
1- 02- 1
1- 0
0- 1
1- 04- 2
2- 1
0- 1
2- 00- 1
0- 1
0- 0
0- 00- 0
0- 0
0- 0
0- 0NON-CONFERENCE
HOME
AWAY
NEUTRAL0- 0
0- 0
0- 0
0- 02- 0
1- 0
0- 0
1- 02- 1
1- 0
0- 1
1- 00- 0
0- 0
0- 0
0- 00- 0
0- 0
0- 0
0- 00- 0
0- 0
0- 0
0- 0CONFERENCE
HOME
AWAY
NEUTRAL0- 0
0- 0
0- 0
0- 00- 0
0- 0
0- 0
0- 00- 0
0- 0
0- 0
0- 0

RPI 1-25

RPI 26-50

RPI 51-100

RPI 101+

Team's RPI: 118

RPI S Opponent Score
5 H Louisville 55 74

RPI S Opponent Score

RPI S Opponent Score

RPI S Opponent Score
103 N UNI 61 60
128 H CSUN 74 63
185 A Washington St. 71 95
201 N Idaho 91 85
281 H Eastern Wash. 67 55

LAST 12 Division I GAMES:

281 H Eastern Wash. 67 55
185 A Washington St. 71 95
103 N UNI 61 60
201 N Idaho 91 85
5 H Louisville 55 74
128 H CSUN 74 63

Non-Div I Games: Southern Ore. 91 46 Northwest Chrst. 93 26

Boise St.

Average RPI Win: 230		WON-LOST		WINNING		LAST 10		STRENGTH OF		OPP. STRENGTH		TEAM		ADJ.		CONF.		ADJ CONF.	
Average RPI Loss: 72		RECORD		PCT. RANK		GAMES		SCHEDULE		OF SCHEDULE		RPI		RPI		RPI		RPI	
DIV. I ONLY		8- 2		46		1- 0		186		209		116		116		1		1	
DIV. I NON-CONF.		8- 2		46		1- 0		186		209		116		116		1		1	
TOTALS		RPI 1-25		RPI 26-50		W-L RECORDS		RPI 51-100		RPI 101-150		RPI 150+							
8- 2		0- 1		0- 0		OVERALL		0- 0		2- 1		6- 0							
4- 2		0- 1		0- 0		HOME		0- 0		0- 1		4- 0							
2- 0		0- 0		0- 0		AWAY		0- 0		2- 0		0- 0							
2- 0		0- 0		0- 0		NEUTRAL		0- 0		0- 0		2- 0							
8- 2		0- 1		0- 0		NON-CONFERENCE		0- 0		2- 1		6- 0							
4- 2		0- 1		0- 0		HOME		0- 0		0- 1		4- 0							
2- 0		0- 0		0- 0		AWAY		0- 0		2- 0		0- 0							
2- 0		0- 0		0- 0		NEUTRAL		0- 0		0- 0		2- 0							
0- 0		0- 0		0- 0		CONFERENCE		0- 0		0- 0		0- 0							
0- 0		0- 0		0- 0		HOME		0- 0		0- 0		0- 0							
0- 0		0- 0		0- 0		AWAY		0- 0		0- 0		0- 0							
0- 0		0- 0		0- 0		NEUTRAL		0- 0		0- 0		0- 0							

RPI 1-25				RPI 26-50				RPI 51-100				RPI 101+ Team's RPI: 116			
RPI	S	Opponent	Score	RPI	S	Opponent	Score	RPI	S	Opponent	Score	RPI	S	Opponent	Score
17	H	Minnesota	69 77									107	A	Rhode Island	88 64
												127	H	Providence	57 61
												132	A	Houston	64 57
												197	H	Holy Cross	89 63
												247	N	Rider	112 61
												268	H	Bryant	83 46
												279	H	Columbia	74 60
												280	H	Saint Peter's	89 57
												330	N	Loyola Maryland	73 47

LAST 12 Division I GAMES:															
132	A	Houston	64 57	247	N	Rider	112 61								
197	H	Holy Cross	89 63	17	H	Minnesota	69 77								
280	H	Saint Peter's	89 57	268	H	Bryant	83 46								
107	A	Rhode Island	88 64	279	H	Columbia	74 60								
				127	H	Providence	57 61								
				330	N	Loyola Maryland	73 47								

Non-Div I Games:

Boston College

Average RPI	Win: 239	WON-LOST	WINNING	LAST 10	STRENGTH OF	OPP. STRENGTH	TEAM	ADJ.	CONF.	ADJ CONF.
Average RPI	Loss: 127	RECORD	PCT. RANK	GAMES	SCHEDULE	OF SCHEDULE	RPI	RPI	RPI	RPI
DIV. I ONLY	4- 3	133	0- 1	164	226	157	157	20	20	
DIV. I NON-CONF.	4- 3	133	0- 1	164	226	157	157	20	20	

TOTALS	RPI 1-25	RPI 26-50	W-L RECORDS	RPI 51-100	RPI 101-150	RPI 150+				
4- 3	0- 0	0- 1	OVERALL	0- 0	0- 1	4- 1				
4- 0	0- 0	0- 0	HOME	0- 0	0- 0	4- 0				
0- 3	0- 0	0- 1	AWAY	0- 0	0- 1	0- 1				
0- 0	0- 0	0- 0	NEUTRAL	0- 0	0- 0	0- 0				
4- 3	0- 0	0- 1	NON-CONFERENCE	0- 0	0- 1	4- 1				
4- 0	0- 0	0- 0	HOME	0- 0	0- 0	4- 0				
0- 3	0- 0	0- 1	AWAY	0- 0	0- 1	0- 1				
0- 0	0- 0	0- 0	NEUTRAL	0- 0	0- 0	0- 0				
0- 0	0- 0	0- 0	CONFERENCE	0- 0	0- 0	0- 0				
0- 0	0- 0	0- 0	HOME	0- 0	0- 0	0- 0				
0- 0	0- 0	0- 0	AWAY	0- 0	0- 0	0- 0				
0- 0	0- 0	0- 0	NEUTRAL	0- 0	0- 0	0- 0				

RPI	S	Opponent	Score	RPI	S	Opponent	Score	RPI	S	Opponent	Score	RPI	S	Opponent	Score
				30	A	Northeastern	51 81					117	A	Marist	57 68
												204	H	Delaware	72 61
												229	H	Brown	72 51
												233	A	Dartmouth	44 64
												255	H	New Hampshire	60 39
												268	H	Bryant	67 65

LAST 12 Division I GAMES:															
233	A	Dartmouth	44 64	255	H	New Hampshire	60 39								
204	H	Delaware	72 61	268	H	Bryant	67 65								
				117	A	Marist	57 68								
				229	H	Brown	72 51								
				30	A	Northeastern	51 81								

Non-Div I Games:

Boston U.

Average RPI Win:	273	WON-LOST	WINNING	LAST 10	STRENGTH OF	OPP. STRENGTH	TEAM	ADJ.	CONF.	ADJ CONF.
Average RPI Loss:	110	RECORD	PCT. RANK	GAMES	SCHEDULE	OF SCHEDULE	RPI	RPI	RPI	RPI
DIV. I ONLY	4- 4	158	1- 0	101	287	142	142	10	10	
DIV. I NON-CONF.	4- 4	158	1- 0	101	287	142	142	10	10	

TOTALS	RPI 1-25	RPI 26-50	W-L RECORDS	RPI 51-100	RPI 101-150	RPI 150+				
4- 4	0- 0	0- 1	OVERALL	0- 1	0- 1	4- 1				
3- 0	0- 0	0- 0	HOME	0- 0	0- 0	3- 0				
1- 3	0- 0	0- 1	AWAY	0- 1	0- 0	1- 1				
0- 1	0- 0	0- 0	NEUTRAL	0- 0	0- 1	0- 0				
4- 4	0- 0	0- 1	NON-CONFERENCE	0- 1	0- 1	4- 1				
3- 0	0- 0	0- 0	HOME	0- 0	0- 0	3- 0				
1- 3	0- 0	0- 1	AWAY	0- 1	0- 0	1- 1				
0- 1	0- 0	0- 0	NEUTRAL	0- 0	0- 1	0- 0				
0- 0	0- 0	0- 0	CONFERENCE	0- 0	0- 0	0- 0				
0- 0	0- 0	0- 0	HOME	0- 0	0- 0	0- 0				
0- 0	0- 0	0- 0	AWAY	0- 0	0- 0	0- 0				
0- 0	0- 0	0- 0	NEUTRAL	0- 0	0- 0	0- 0				

RPI 1-25				RPI 26-50				RPI 51-100				RPI 101+ Team's RPI: 142			
RPI	S	Opponent	Score	RPI	S	Opponent	Score	RPI	S	Opponent	Score	RPI	S	Opponent	Score
				32	A	Michigan St.	69 99					143	N	Mercer	63 76
								60	A	Xavier	49 65	171	H	Loyola Chi cago	88 74
												205	A	Coastal Caro.	80 81
												285	H	Robert Morris	61 60
												310	H	Marshall	99 76
												327	A	Canisius	74 53
LAST 12 Division I GAMES:															
				60	A	Xavier	49 65	327	A	Canisius	74 53				
				143	N	Mercer	63 76	32	A	Michigan St.	69 99				
				205	A	Coastal Caro.	80 81								
				171	H	Loyola Chi cago	88 74								
				285	H	Robert Morris	61 60								
				310	H	Marshall	99 76								

Non-Div I Games:

Bowling Green

Average RPI Win:

226

Average RPI Loss:

0

WON-LOST
RECORD

6- 0

WINNING
PCT. RANK

1

LAST 10
GAMES

1- 0

STRENGTH OF
SCHEDULE

337

OPP. STRENGTH
OF SCHEDULE

50

TEAM
RPI

111

ADJ.
RPI

111

CONF.
RPI

14

ADJ CONF.
RPI

14

DIV. I ONLY
DIV. I NON-CONF.

6- 0

1

1- 0

337

50

111

111

14

14

TOTALS

RPI 1-25

RPI 26-50

W-L RECORDS

RPI 51-100

RPI 101-150

RPI 150+

6- 0

0- 0

0- 0

OVERALL

0- 0

0- 0

6- 0

4- 0

0- 0

0- 0

HOME

0- 0

0- 0

4- 0

1- 0

0- 0

0- 0

AWAY

0- 0

0- 0

1- 0

1- 0

0- 0

0- 0

NEUTRAL

0- 0

0- 0

1- 0

6- 0

0- 0

0- 0

NON-CONFERENCE

0- 0

0- 0

6- 0

4- 0

0- 0

0- 0

HOME

0- 0

0- 0

4- 0

1- 0

0- 0

0- 0

AWAY

0- 0

0- 0

1- 0

1- 0

0- 0

0- 0

NEUTRAL

0- 0

0- 0

1- 0

0- 0

0- 0

0- 0

CONFERENCE

0- 0

0- 0

0- 0

0- 0

0- 0

0- 0

HOME

0- 0

0- 0

0- 0

0- 0

0- 0

0- 0

AWAY

0- 0

0- 0

0- 0

0- 0

0- 0

0- 0

NEUTRAL

0- 0

0- 0

0- 0

RPI 1-25

RPI 26-50

RPI 51-100

RPI 101+

Team's RPI: 111

RPI S Opponent Score

RPI S Opponent Score

RPI S Opponent Score

RPI S Opponent Score

198	H	Southeast Mo. St.	85	79
204	N	Delaware	59	47
225	H	Oakland	73	64
228	H	Eastern Ill.	67	64
248	A	Fla. Atlantic	80	59
251	H	Western Ill.	82	68

LAST 12 Division I GAMES:

198	H	Southeast Mo. St.	85	79	248	A	Fla. Atlantic	80	59
					251	H	Western Ill.	82	68
					225	H	Oakland	73	64
					228	H	Eastern Ill.	67	64
					204	N	Delaware	59	47

Non-Div I Games:

Rockhurst

83 40

Bradley

Average RPI	Win:	249	WON-LOST	WINNING	LAST 10	STRENGTH OF	OPP. STRENGTH	TEAM	ADJ.	CONF.	ADJ CONF.
Average RPI	Loss:	142	RECORD	PCT. RANK	GAMES	SCHEDULE	OF SCHEDULE	RPI	RPI	RPI	RPI
DIV. I ONLY		5- 6		190	0- 1	250	181	229	229	17	17
DIV. I NON-CONF.		5- 6		190	0- 1	250	181	229	229	17	17

TOTALS	RPI 1-25		RPI 26-50		W-L RECORDS	RPI 51-100		RPI 101-150		RPI 150+	
5- 6	0- 0		0- 0		OVERALL	0- 2		0- 1		5- 3	
3- 2	0- 0		0- 0		HOME	0- 1		0- 0		3- 1	
1- 4	0- 0		0- 0		AWAY	0- 1		0- 1		1- 2	
1- 0	0- 0		0- 0		NEUTRAL	0- 0		0- 0		1- 0	
5- 6	0- 0		0- 0		NON-CONFERENCE	0- 2		0- 1		5- 3	
3- 2	0- 0		0- 0		HOME	0- 1		0- 0		3- 1	
1- 4	0- 0		0- 0		AWAY	0- 1		0- 1		1- 2	
1- 0	0- 0		0- 0		NEUTRAL	0- 0		0- 0		1- 0	
0- 0	0- 0		0- 0		CONFERENCE	0- 0		0- 0		0- 0	
0- 0	0- 0		0- 0		HOME	0- 0		0- 0		0- 0	
0- 0	0- 0		0- 0		AWAY	0- 0		0- 0		0- 0	
0- 0	0- 0		0- 0		NEUTRAL	0- 0		0- 0		0- 0	

RPI 1-25				RPI 26-50				RPI 51-100				RPI 101+ Team's RPI: 229			
RPI	S	Opponent	Score	RPI	S	Opponent	Score	RPI	S	Opponent	Score	RPI	S	Opponent	Score
								53	A	Maine	96 102	107	A	Rhode Island	67 72
								59	H	Bucknell	78 91	157	A	Boston U.	51 72
												197	A	Holy Cross	89 85
												206	H	Massachusetts	61 90
												255	H	New Hampshire	76 70
												259	H	Fairfield	68 49
												266	H	Central Conn. St.	68 63
												268	A	Bryant	57 75
												268	N	Bryant	84 68
LAST 12 Division I GAMES:															
107	A	Rhode Island	67 72	259	H	Fairfield	68 49	197	A	Holy Cross	89 85				
53	A	Maine	96 102	255	H	New Hampshire	76 70	157	A	Boston U.	51 72				
268	N	Bryant	84 68	268	A	Bryant	57 75	266	H	Central Conn. St.	68 63				
59	H	Bucknell	78 91												
206	H	Massachusetts	61 90												

Non-Div I Games: Johnson & Wales (RI) 78 46

Brown

Average RPI Win: 269		WON-LOST	WINNING	LAST 10	STRENGTH OF		OPP. STRENGTH	TEAM	ADJ.	CONF.	ADJ CONF.
Loss: 163		RECORD	PCT. RANK	GAMES	SCHEDULE		OF SCHEDULE	RPI	RPI	RPI	RPI
DIV. I ONLY		2- 8	288	0- 1	180		213	268	268	31	31
DIV. I NON-CONF.		2- 8	288	0- 1	180		213	268	268	31	31
TOTALS		RPI 1-25	RPI 26-50	W-L RECORDS		RPI 51-100	RPI 101-150	RPI 150+			
2- 8	0- 0		0- 0	OVERALL		0- 1	0- 2	2- 5			
1- 1	0- 0		0- 0	HOME		0- 1	0- 0	1- 0			
1- 5	0- 0		0- 0	AWAY		0- 0	0- 1	1- 4			
0- 2	0- 0		0- 0	NEUTRAL		0- 0	0- 1	0- 1			
2- 8	0- 0		0- 0	NON-CONFERENCE		0- 1	0- 2	2- 5			
1- 1	0- 0		0- 0	HOME		0- 1	0- 0	1- 0			
1- 5	0- 0		0- 0	AWAY		0- 0	0- 1	1- 4			
0- 2	0- 0		0- 0	NEUTRAL		0- 0	0- 1	0- 1			
0- 0	0- 0		0- 0	CONFERENCE		0- 0	0- 0	0- 0			
0- 0	0- 0		0- 0	HOME		0- 0	0- 0	0- 0			
0- 0	0- 0		0- 0	AWAY		0- 0	0- 0	0- 0			
0- 0	0- 0		0- 0	NEUTRAL		0- 0	0- 0	0- 0			

[illegible]

Non-Div I Games:

Bryant

Average RPI Win: 205		WON-LOST	WINNING	LAST 10	STRENGTH OF		OPP. STRENGTH	TEAM	ADJ.	CONF.	ADJ CONF.
Average RPI Loss: 78		RECORD	PCT. RANK	GAMES	SCHEDULE		OF SCHEDULE	RPI	RPI	RPI	RPI
DIV. I ONLY		7- 2	51	1- 0	207		95	59	59	20	20
DIV. I NON-CONF.		7- 2	51	1- 0	207		95	59	59	20	20

TOTALS		RPI 1-25		RPI 26-50	W-L RECORDS		RPI 51-100	RPI 101-150		RPI 150+	
7- 2		0- 1		0- 0	OVERALL		1- 0	0- 1		6- 0	
2- 0		0- 0		0- 0	HOME		1- 0	0- 0		1- 0	
3- 2		0- 1		0- 0	AWAY		0- 0	0- 1		3- 0	
2- 0		0- 0		0- 0	NEUTRAL		0- 0	0- 0		2- 0	
7- 2		0- 1		0- 0	NON-CONFERENCE		1- 0	0- 1		6- 0	
2- 0		0- 0		0- 0	HOME		1- 0	0- 0		1- 0	
3- 2		0- 1		0- 0	AWAY		0- 0	0- 1		3- 0	
2- 0		0- 0		0- 0	NEUTRAL		0- 0	0- 0		2- 0	
0- 0		0- 0		0- 0	CONFERENCE		0- 0	0- 0		0- 0	
0- 0		0- 0		0- 0	HOME		0- 0	0- 0		0- 0	
0- 0		0- 0		0- 0	AWAY		0- 0	0- 0		0- 0	
0- 0		0- 0		0- 0	NEUTRAL		0- 0	0- 0		0- 0	

RPI S Opponent Score	RPI S Opponent Score	RPI S Opponent Score	RPI S Opponent Score
11 A Syracuse 56 70		76 H Quinnipiac 75 58	145 A Drexel 42 64
			168 A Monmouth 70 32
			206 N Massachusetts 77 58
			229 A Brown 91 78
			230 A St. Bonaventure 77 46
			259 N Fairfield 77 54
			265 H Iona 81 43
LAST 12 Division I GAMES:			
229 A Brown 91 78	265 H Iona 81 43	230 A St. Bonaventure 77 46	168 A Monmouth 70 32
259 N Fairfield 77 54			
206 N Massachusetts 77 58			
11 A Syracuse 56 70			
145 A Drexel 42 64			
76 H Quinnipiac 75 58			

Non-Div I Games:

Bucknell I

Average RPI Win:	236	WON-LOST	WINNING	LAST 10	STRENGTH OF	OPP. STRENGTH	TEAM	ADJ.	CONF.	ADJ CONF.
Average RPI Loss:	47	RECORD	PCT. RANK	GAMES	SCHEDULE	OF SCHEDULE	RPI	RPI	RPI	RPI
DIV. I ONLY	6- 2	68	0- 1	295	64	109	109	10	10	
DIV. I NON-CONF.	6- 2	68	0- 1	295	64	109	109	10	10	

TOTALS	RPI 1-25	RPI 26-50	W-L RECORDS	RPI 51-100	RPI 101-150	RPI 150+				
6- 2	1- 1	0- 0	OVERALL	0- 1	0- 0	5- 0				
1- 0	0- 0	0- 0	HOME	0- 0	0- 0	1- 0				
3- 2	0- 1	0- 0	AWAY	0- 1	0- 0	3- 0				
2- 0	1- 0	0- 0	NEUTRAL	0- 0	0- 0	1- 0				
6- 2	1- 1	0- 0	NON-CONFERENCE	0- 1	0- 0	5- 0				
1- 0	0- 0	0- 0	HOME	0- 0	0- 0	1- 0				
3- 2	0- 1	0- 0	AWAY	0- 1	0- 0	3- 0				
2- 0	1- 0	0- 0	NEUTRAL	0- 0	0- 0	1- 0				
0- 0	0- 0	0- 0	CONFERENCE	0- 0	0- 0	0- 0				
0- 0	0- 0	0- 0	HOME	0- 0	0- 0	0- 0				
0- 0	0- 0	0- 0	AWAY	0- 0	0- 0	0- 0				
0- 0	0- 0	0- 0	NEUTRAL	0- 0	0- 0	0- 0				

RPI 1-25				RPI 26-50				RPI 51-100				RPI 101+				Team's RPI: 109
RPI	S	Opponent	Score	RPI	S	Opponent	Score	RPI	S	Opponent	Score	RPI	S	Opponent	Score	
7	N	South Dakota St.	61 55					83	A	Dayton	59 72	173	N	Georgetown	73 64	
10	A	Oregon	82 102									266	A	Central Conn. St.	82 69	
												308	H	Niagara	88 61	
												327	A	Canisius	84 66	
												332	A	UMES	69 63	
LAST 12 Division I GAMES:																
10	A	Oregon	82 102	83	A	Dayton	59 72	327	A	Canisius	84 66					
308	H	Niagara	88 61	266	A	Central Conn. St.	82 69	7	N	South Dakota St.	61 55					
332	A	UMES	69 63	173	N	Georgetown	73 64									

Non-Div I Games:

Buffalo

Average RPI Win: **268**
 Average RPI Loss: **19**

WON-LOST
RECORD

WINNING
PCT. RANK

LAST 10
GAMES

STRENGTH OF
SCHEDULE

OPP. STRENGTH
OF SCHEDULE

TEAM
RPI

ADJ.
RPI

CONF.
RPI

ADJ CONF.
RPI

DIV. I ONLY	7- 1	27	1- 0	179	300	67	67	4	4
DIV. I NON-CONF.	7- 1	27	1- 0	179	300	67	67	4	4
TOTALS	RPI 1-25	RPI 26-50	W-L RECORDS	RPI 51-100	RPI 101-150	RPI 150+			
7- 1	0- 1	0- 0	OVERALL	0- 0	0- 0	7- 0			
6- 0	0- 0	0- 0	HOME	0- 0	0- 0	6- 0			
1- 1	0- 1	0- 0	AWAY	0- 0	0- 0	1- 0			
0- 0	0- 0	0- 0	NEUTRAL	0- 0	0- 0	0- 0			
7- 1	0- 1	0- 0	NON-CONFERENCE	0- 0	0- 0	7- 0			
6- 0	0- 0	0- 0	HOME	0- 0	0- 0	6- 0			
1- 1	0- 1	0- 0	AWAY	0- 0	0- 0	1- 0			
0- 0	0- 0	0- 0	NEUTRAL	0- 0	0- 0	0- 0			
0- 0	0- 0	0- 0	CONFERENCE	0- 0	0- 0	0- 0			
0- 0	0- 0	0- 0	HOME	0- 0	0- 0	0- 0			
0- 0	0- 0	0- 0	AWAY	0- 0	0- 0	0- 0			
0- 0	0- 0	0- 0	NEUTRAL	0- 0	0- 0	0- 0			

RPI	S	Opponent	Score	RPI	S	Opponent	Score	RPI	S	Opponent	Score	RPI	S	Opponent	Score
19	A	Indiana	46 66									219	A	Akron	63 47
												228	H	Eastern Ill.	72 37
												251	H	Western Ill.	92 51
												254	H	Illinois St.	58 56
												297	H	Ball St.	64 47
												309	H	UMass Lowell	89 36
												321	H	Murray St.	86 65
LAST 12 Division I GAMES:															
219	A	Akron	63 47	254	H	Illinois St.	58 56								
19	A	Indiana	46 66	309	H	UMass Lowell	89 36								
297	H	Ball St.	64 47	251	H	Western Ill.	92 51								
				321	H	Murray St.	86 65								
				228	H	Eastern Ill.	72 37								

Butler

Butler

Non-Div I Games:

Butler

Loss, Non-Conf, S Site, H Home A Away N Neutral

Average RPI Win:	205	WON-LOST	WINNING	LAST 10	STRENGTH OF	OPP. STRENGTH	TEAM	ADJ.	CONF.	ADJ CONF.
Average RPI Loss:	240	RECORD	PCT. RANK	GAMES	SCHEDULE	OF SCHEDULE	RPI	RPI	RPI	RPI

DIV. I ONLY	2- 5	255	0- 1	269	284	269	269	30	30
DIV. I NON-CONF.	2- 5	255	0- 1	269	284	269	269	30	30
TOTALS	RPI 1-25	RPI 26-50	W-L RECORDS	RPI 51-100	RPI 101-150	RPI 150+			
2- 5	0- 0	0- 0	OVERALL	0- 0	1- 0	1- 5			
1- 0	0- 0	0- 0	HOME	0- 0	1- 0	0- 0			
1- 5	0- 0	0- 0	AWAY	0- 0	0- 0	1- 5			
0- 0	0- 0	0- 0	NEUTRAL	0- 0	0- 0	0- 0			
2- 5	0- 0	0- 0	NON-CONFERENCE	0- 0	1- 0	1- 5			
1- 0	0- 0	0- 0	HOME	0- 0	1- 0	0- 0			
1- 5	0- 0	0- 0	AWAY	0- 0	0- 0	1- 5			
0- 0	0- 0	0- 0	NEUTRAL	0- 0	0- 0	0- 0			
0- 0	0- 0	0- 0	CONFERENCE	0- 0	0- 0	0- 0			
0- 0	0- 0	0- 0	HOME	0- 0	0- 0	0- 0			
0- 0	0- 0	0- 0	AWAY	0- 0	0- 0	0- 0			
0- 0	0- 0	0- 0	NEUTRAL	0- 0	0- 0	0- 0			

RPI 1-25	RPI 26-50	RPI 51-100	RPI 101+	Team's RPI: 269
RPI S Opponent Score	RPI S Opponent Score	RPI S Opponent Score	RPI S Opponent Score	
			108 H Wright St. 76 74	
			186 A Cal St. Fullerton 56 64	
			199 A UC Irvine 78 85	
			227 A San Jose St. 72 82	
			263 A Omaha 46 53	
			302 A UC Santa Barbara 56 48	
			324 A UTEP 47 53	
LAST 12 Division I GAMES:				
186 A Cal St. Fullerton 56 64	263 A Omaha 46 53			
199 A UC Irvine 78 85				
227 A San Jose St. 72 82				
324 A UTEP 47 53				
302 A UC Santa Barbara 56 48				
108 H Wright St. 76 74				

Non-Div I Games: Whittier 74 46 Westcliff 91 37

Average RPI Win:	203	WON-LOST	WINNING	LAST 10	STRENGTH OF	OPP. STRENGTH	TEAM	ADJ.	CONF.	ADJ CONF.
Average RPI Loss:	93	RECORD	PCT. RANK	GAMES	SCHEDULE	OF SCHEDULE	RPI	RPI	RPI	RPI
DIV. I ONLY	5- 6	190	0- 1	84	106	128	128	22	22	
DIV. I NON-CONF.	5- 6	190	0- 1	84	106	128	128	22	22	

TOTALS	RPI 1-25	RPI 26-50	W-L RECORDS	RPI 51-100	RPI 101-150	RPI 150+				
5- 6	0- 2	0- 0	OVERALL	0- 1	1- 1	4- 2				
3- 2	0- 0	0- 0	HOME	0- 1	0- 0	3- 1				
2- 4	0- 2	0- 0	AWAY	0- 0	1- 1	1- 1				
0- 0	0- 0	0- 0	NEUTRAL	0- 0	0- 0	0- 0				
5- 6	0- 2	0- 0	NON-CONFERENCE	0- 1	1- 1	4- 2				
3- 2	0- 0	0- 0	HOME	0- 1	0- 0	3- 1				
2- 4	0- 2	0- 0	AWAY	0- 0	1- 1	1- 1				
0- 0	0- 0	0- 0	NEUTRAL	0- 0	0- 0	0- 0				
0- 0	0- 0	0- 0	CONFERENCE	0- 0	0- 0	0- 0				
0- 0	0- 0	0- 0	HOME	0- 0	0- 0	0- 0				
0- 0	0- 0	0- 0	AWAY	0- 0	0- 0	0- 0				
0- 0	0- 0	0- 0	NEUTRAL	0- 0	0- 0	0- 0				

RPI	S	Opponent	Score	RPI	S	Opponent	Score	RPI	S	Opponent	Score	RPI	S	Opponent	Score	Team's RPI: 128
2	A	Cal i forn i a	42 67					66	H	Loyol a Marymount	53 72	118	A	Boi se St.	63 74	
9	A	Drake	63 73									124	A	Santa Clara	53 38	
												153	H	San Diego St.	77 74	
												163	H	Harvard	55 75	
												185	H	Washi ngton St.	65 52	
												201	A	I daho	73 88	
												263	A	Omaha	64 52	
												290	H	Cal i forn i a Bapti st	73 67	

LAST 12 Divi s i on I GAMES:																
185	H	Washington St.	65 52	163	H	Harvard	55 75									
9	A	Drake	63 73	153	H	San Diego St.	77 74									
263	A	Omaha	64 52	66	H	Loyol a Marymount	53 72									
118	A	Boi se St.	63 74	2	A	Cal i forn i a	42 67									
201	A	I daho	73 88	124	A	Santa Clara	53 38									
				290	H	Cal i forn i a Bapti st	73 67									

Non-Di v I Games:

CSUN

Average RPI Win:

281

Average RPI Loss:

146

WON-LOST
RECORDWINNING
PCT. RANKLAST 10
GAMESSTRENGTH OF
SCHEDULEOPP. STRENGTH
OF SCHEDULETEAM
RPIADJ.
RPICONF.
RPIADJ CONF.
RPIDIV. I ONLY
DIV. I NON-CONF.1- 7
1- 7307
3070- 1
0- 1199
199202
202314
314314
31422
2222
22

TOTALS

RPI 1-25

RPI 26-50

W-L RECORDS

RPI 51-100

RPI 101-150

RPI 150+

1- 7

0- 0

0- 1

OVERALL

0- 1

0- 3

1- 2

1- 3

0- 0

0- 1

HOME

0- 0

0- 2

1- 0

0- 3

0- 0

0- 0

AWAY

0- 1

0- 1

0- 1

0- 1

0- 0

0- 0

NEUTRAL

0- 0

0- 0

0- 1

1- 7

0- 0

0- 1

NON-CONFERENCE

0- 1

0- 3

1- 2

1- 3

0- 0

0- 1

HOME

0- 0

0- 2

1- 0

0- 3

0- 0

0- 0

AWAY

0- 1

0- 1

0- 1

0- 1

0- 0

0- 0

NEUTRAL

0- 0

0- 0

0- 1

0- 0

0- 0

0- 0

CONFERENCE

0- 0

0- 0

0- 0

0- 0

0- 0

0- 0

HOME

0- 0

0- 0

0- 0

0- 0

0- 0

0- 0

AWAY

0- 0

0- 0

0- 0

0- 0

0- 0

0- 0

NEUTRAL

0- 0

0- 0

0- 0

RPI 1-25

RPI 26-50

RPI 51-100

RPI 101+

Team's RPI: 314

RPI S Opponent Score

RPI S Opponent Score

RPI S Opponent Score

RPI S Opponent Score

44 H Saint Mary's (CA) 51 69

54 A Oregon St. 54 79

137 H Illinois 51 74

139 H Pepperdine 63 70

140 A Fresno St. 58 76

242 N San Francisco 62 65

267 A Sacramento St. 85 88

281 H Eastern Wash. 59 55

LAST 12 Division I GAMES:

44	H	Saint Mary's (CA)	51	69	281	H	Eastern Wash.	59	55
54	A	Oregon St.	54	79	139	H	Pepperdine	63	70
					137	H	Illinois	51	74
					242	N	San Francisco	62	65
					140	A	Fresno St.	58	76
					267	A	Sacramento St.	85	88

Non-Div I Games:

Academy of Art

87 65

Cal Poly

Average RPI Win:	267	WON-LOST	WINNING	LAST 10	STRENGTH OF	OPP. STRENGTH	TEAM	ADJ.	CONF.	ADJ CONF.
Average RPI Loss:	100	RECORD	PCT. RANK	GAMES	SCHEDULE	OF SCHEDULE	RPI	RPI	RPI	RPI
DIV. I ONLY	6- 4	125	1- 0	277	161	186	186	22	22	
DIV. I NON-CONF.	6- 4	125	1- 0	277	161	186	186	22	22	

TOTALS	RPI 1-25	RPI 26-50	W-L RECORDS	RPI 51-100	RPI 101-150	RPI 150+				
6- 4	0- 0	0- 0	OVERALL	0- 2	0- 1	6- 1				
2- 2	0- 0	0- 0	HOME	0- 0	0- 1	2- 1				
4- 2	0- 0	0- 0	AWAY	0- 2	0- 0	4- 0				
0- 0	0- 0	0- 0	NEUTRAL	0- 0	0- 0	0- 0				
6- 4	0- 0	0- 0	NON-CONFERENCE	0- 2	0- 1	6- 1				
2- 2	0- 0	0- 0	HOME	0- 0	0- 1	2- 1				
4- 2	0- 0	0- 0	AWAY	0- 2	0- 0	4- 0				
0- 0	0- 0	0- 0	NEUTRAL	0- 0	0- 0	0- 0				
0- 0	0- 0	0- 0	CONFERENCE	0- 0	0- 0	0- 0				
0- 0	0- 0	0- 0	HOME	0- 0	0- 0	0- 0				
0- 0	0- 0	0- 0	AWAY	0- 0	0- 0	0- 0				
0- 0	0- 0	0- 0	NEUTRAL	0- 0	0- 0	0- 0				

RPI 1-25				RPI 26-50				RPI 51-100				RPI 101+				Team's RPI: 186
RPI	S	Opponent	Score	RPI	S	Opponent	Score	RPI	S	Opponent	Score	RPI	S	Opponent	Score	
								61	A	Portland	74 83	124	H	Santa Clara	60 64	
								63	A	Washington	74 83	153	H	San Diego St.	72 83	
												233	H	Dartmouth	67 62	
												252	A	Seattle U	57 54	
												269	H	CSU Bakersfield	64 56	
												279	A	Columbia	61 58	
												280	A	Saint Peter's	69 45	
												290	A	California Baptist	79 65	

LAST 12 Division I GAMES:																
				280	A	Saint Peter's	69 45	124	H	Santa Clara	60 64					
				279	A	Columbia	61 58	153	H	San Diego St.	72 83					
				269	H	CSU Bakersfield	64 56	290	A	California Baptist	79 65					
				233	H	Dartmouth	67 62	63	A	Washington	74 83					
				61	A	Portland	74 83	252	A	Seattle U	57 54					

Non-Div I Games:

Cal St. Fullerton

Average RPI	Win:	94	WON-LOST	WINNING	LAST 10	STRENGTH OF	OPP. STRENGTH	TEAM	ADJ.	CONF.	ADJ CONF.
Average RPI	Loss:	0	RECORD	PCT. RANK	GAMES	SCHEDULE	OF SCHEDULE	RPI	RPI	RPI	RPI
DIV. I ONLY		8- 0		1	1- 0	9	78	2	2	2	2
DIV. I NON-CONF.		8- 0		1	1- 0	9	78	2	2	2	2

TOTALS	RPI 1-25		RPI 26-50		W-L RECORDS	RPI 51-100		RPI 101-150		RPI 150+	
8- 0	0- 0		2- 0		OVERALL	2- 0		4- 0		0- 0	
2- 0	0- 0		0- 0		HOME	0- 0		2- 0		0- 0	
4- 0	0- 0		1- 0		AWAY	1- 0		2- 0		0- 0	
2- 0	0- 0		1- 0		NEUTRAL	1- 0		0- 0		0- 0	
8- 0	0- 0		2- 0		NON-CONFERENCE	2- 0		4- 0		0- 0	
2- 0	0- 0		0- 0		HOME	0- 0		2- 0		0- 0	
4- 0	0- 0		1- 0		AWAY	1- 0		2- 0		0- 0	
2- 0	0- 0		1- 0		NEUTRAL	1- 0		0- 0		0- 0	
0- 0	0- 0		0- 0		CONFERENCE	0- 0		0- 0		0- 0	
0- 0	0- 0		0- 0		HOME	0- 0		0- 0		0- 0	
0- 0	0- 0		0- 0		AWAY	0- 0		0- 0		0- 0	
0- 0	0- 0		0- 0		NEUTRAL	0- 0		0- 0		0- 0	

RPI	S	Opponent	Score	RPI	S	Opponent	Score	RPI	S	Opponent	Score
29	N	Tulane	65 57	85	N	Pacific	81 69	115	A	Penn St.	75 58
44	A	Saint Mary's (CA)	81 78	88	A	BYU	70 52	128	H	CSUN	67 42
								130	A	San Diego	70 53
								132	H	Houston	80 79
LAST 12 Division I GAMES:											
128	H	CSUN	67 42	44	A	Saint Mary's (CA)	81 78				
130	A	San Diego	70 53	132	H	Houston	80 79				
29	N	Tulane	65 57								
85	N	Pacific	81 69								
88	A	BYU	70 52								
115	A	Penn St.	75 58								

Non-Div I Games:

Cal i forni a

Average RPI	Win: 228	WON-LOST RECORD	WINNING PCT. RANK	LAST 10 GAMES	STRENGTH OF SCHEDULE	OPP. STRENGTH OF SCHEDULE	TEAM RPI	ADJ. RPI	CONF. RPI	ADJ CONF. RPI
Average RPI	Loss: 128									
DIV. I ONLY	2- 6	266	0- 0	282	57	290	290	30	30	
DIV. I NON-CONF.	2- 6	266	0- 0	282	57	290	290	30	30	

TOTALS	RPI 1-25	RPI 26-50	W-L RECORDS	RPI 51-100	RPI 101-150	RPI 150+				
2- 6	0- 0	0- 0	OVERALL	0- 2	0- 2	2- 2				
1- 2	0- 0	0- 0	HOME	0- 1	0- 0	1- 1				
1- 3	0- 0	0- 0	AWAY	0- 0	0- 2	1- 1				
0- 1	0- 0	0- 0	NEUTRAL	0- 1	0- 0	0- 0				
2- 6	0- 0	0- 0	NON-CONFERENCE	0- 2	0- 2	2- 2				
1- 2	0- 0	0- 0	HOME	0- 1	0- 0	1- 1				
1- 3	0- 0	0- 0	AWAY	0- 0	0- 2	1- 1				
0- 1	0- 0	0- 0	NEUTRAL	0- 1	0- 0	0- 0				
0- 0	0- 0	0- 0	CONFERENCE	0- 0	0- 0	0- 0				
0- 0	0- 0	0- 0	HOME	0- 0	0- 0	0- 0				
0- 0	0- 0	0- 0	AWAY	0- 0	0- 0	0- 0				
0- 0	0- 0	0- 0	NEUTRAL	0- 0	0- 0	0- 0				

RPI 1-25				RPI 26-50				RPI 51-100				RPI 101+ Team's RPI : 290					
RPI	S	Opponent	Score	RPI	S	Opponent	Score	RPI	S	Opponent	Score	RPI	S	Opponent	Score		
								70	H	Idaho St.	57	72	128	A	CSUN	67	73
								88	N	BYU	69	76	141	A	Northern Ariz.	88	91
													153	A	San Diego St.	67	83
													178	H	UC Riverside	65	57
													186	H	Cal St. Fullerton	65	79
													277	A	Long Beach St.	85	83
LAST 12 Division I GAMES:																	
				186	H	Cal St. Fullerton	65	79	178	H	UC Riverside	65	57				
				277	A	Long Beach St.	85	83	128	A	CSUN	67	73				
				70	H	Idaho St.	57	72	88	N	BYU	69	76				
									153	A	San Diego St.	67	83				
									141	A	Northern Ariz.	88	91				

Non-Div I Games: La Sierra 91 44 Fresno Paci fic 93 71

Average RPI	Win:	301	WON-LOST	WINNING	LAST 10	STRENGTH OF	OPP. STRENGTH	TEAM	ADJ.	CONF.	ADJ CONF.
Average RPI	Loss:	27	RECORD	PCT. RANK	GAMES	SCHEDULE	OF SCHEDULE	RPI	RPI	RPI	RPI
DIV. I ONLY		6- 1		39	1- 0	332	196	190	190	29	29
DIV. I NON-CONF.		6- 1		39	1- 0	332	196	190	190	29	29

TOTALS	RPI 1-25		RPI 26-50		W-L RECORDS	RPI 51-100		RPI 101-150		RPI 150+	
6- 1	0- 0		0- 1		OVERALL	0- 0		0- 0		6- 0	
2- 1	0- 0		0- 1		HOME	0- 0		0- 0		2- 0	
3- 0	0- 0		0- 0		AWAY	0- 0		0- 0		3- 0	
1- 0	0- 0		0- 0		NEUTRAL	0- 0		0- 0		1- 0	
6- 1	0- 0		0- 1		NON-CONFERENCE	0- 0		0- 0		6- 0	
2- 1	0- 0		0- 1		HOME	0- 0		0- 0		2- 0	
3- 0	0- 0		0- 0		AWAY	0- 0		0- 0		3- 0	
1- 0	0- 0		0- 0		NEUTRAL	0- 0		0- 0		1- 0	
0- 0	0- 0		0- 0		CONFERENCE	0- 0		0- 0		0- 0	
0- 0	0- 0		0- 0		HOME	0- 0		0- 0		0- 0	
0- 0	0- 0		0- 0		AWAY	0- 0		0- 0		0- 0	
0- 0	0- 0		0- 0		NEUTRAL	0- 0		0- 0		0- 0	

RPI 1-25				RPI 26-50				RPI 51-100				RPI 101+ Team's RPI: 190			
RPI	S	Opponent	Score	RPI	S	Opponent	Score	RPI	S	Opponent	Score	RPI	S	Opponent	Score
				27	H	Old Domini on	59 83					256	A	Norfolk St.	57 49
												263	N	Omaha	65 52
												306	H	Col. of Charleston	66 65
												319	A	FIU	59 54
												326	A	Western Caro.	63 37
												335	H	UNC Greensboro	53 49
LAST 12 Division I GAMES:															
				319	A	FIU	59 54					256	A	Norfolk St.	57 49
				335	H	UNC Greensboro	53 49					306	H	Col. of Charleston	66 65
				263	N	Omaha	65 52					326	A	Western Caro.	63 37
												27	H	Old Domini on	59 83

Non-Div I Games: William Peace 65 36

Campbell

Average RPI Win:	341	WON-LOST	WINNING	LAST 10	STRENGTH OF	OPP. STRENGTH	TEAM	ADJ.	CONF.	ADJ CONF.
Average RPI Loss:	196	RECORD	PCT. RANK	GAMES	SCHEDULE	OF SCHEDULE	RPI	RPI	RPI	RPI
DIV. I ONLY	1- 8	317	0- 1	260	305	327	327	28	28	
DIV. I NON-CONF.	1- 8	317	0- 1	260	305	327	327	28	28	

TOTALS	RPI 1-25	RPI 26-50	W-L RECORDS	RPI 51-100	RPI 101-150	RPI 150+				
1- 8	0- 0	0- 0	OVERALL	0- 0	0- 4	1- 4				
0- 5	0- 0	0- 0	HOME	0- 0	0- 4	0- 1				
1- 3	0- 0	0- 0	AWAY	0- 0	0- 0	1- 3				
0- 0	0- 0	0- 0	NEUTRAL	0- 0	0- 0	0- 0				
1- 8	0- 0	0- 0	NON-CONFERENCE	0- 0	0- 4	1- 4				
0- 5	0- 0	0- 0	HOME	0- 0	0- 4	0- 1				
1- 3	0- 0	0- 0	AWAY	0- 0	0- 0	1- 3				
0- 0	0- 0	0- 0	NEUTRAL	0- 0	0- 0	0- 0				
0- 0	0- 0	0- 0	CONFERENCE	0- 0	0- 0	0- 0				
0- 0	0- 0	0- 0	HOME	0- 0	0- 0	0- 0				
0- 0	0- 0	0- 0	AWAY	0- 0	0- 0	0- 0				
0- 0	0- 0	0- 0	NEUTRAL	0- 0	0- 0	0- 0				

RPI 1-25				RPI 26-50				RPI 51-100				RPI 101+				Team's RPI: 327
RPI	S	Opponent	Score	RPI	S	Opponent	Score	RPI	S	Opponent	Score	RPI	S	Opponent	Score	
												109	H	Buffal o	66	84
												112	H	Mi ami (OH)	59	62
												142	H	Bowling Green	53	74
												144	H	Youngstown St.	36	62
												225	A	Oakland	60	71
												230	A	St. Bonaventure	94	100
												286	A	Colgate	53	67
												322	H	UTRGV	53	57
												341	A	Albany (NY)	48	42

LAST 12 Division I GAMES:																
				144	H	Youngstown St.	36	62				142	H	Bowling Green	53	74
				341	A	Albany (NY)	48	42				109	H	Buffal o	66	84
				225	A	Oakland	60	71				112	H	Mi ami (OH)	59	62
				286	A	Colgate	53	67								
				322	H	UTRGV	53	57								
				230	A	St. Bonaventure	94	100								

Non-Div I Games:

Canisius

Average RPI Win: 350 WON-LOST RECORD WINNING PCT. RANK LAST 10 GAMES STRENGTH OF SCHEDULE OPP. STRENGTH OF SCHEDULE TEAM RPI ADJ. RPI CONF. RPI ADJ CONF. RPI

DIV. I ONLY	1- 4	288	0- 1	299	320	315	315	23	23
DIV. I NON-CONF.	1- 4	288	0- 1	299	320	315	315	23	23
TOTALS	RPI 1-25	RPI 26-50	W-L RECORDS	RPI 51-100	RPI 101-150	RPI 150+			
1- 4	0- 0	0- 0	OVERALL	0- 0	0- 2	1- 2			
0- 1	0- 0	0- 0	HOME	0- 0	0- 1	0- 0			
1- 3	0- 0	0- 0	AWAY	0- 0	0- 1	1- 2			
0- 0	0- 0	0- 0	NEUTRAL	0- 0	0- 0	0- 0			
1- 4	0- 0	0- 0	NON-CONFERENCE	0- 0	0- 2	1- 2			
0- 1	0- 0	0- 0	HOME	0- 0	0- 1	0- 0			
1- 3	0- 0	0- 0	AWAY	0- 0	0- 1	1- 2			
0- 0	0- 0	0- 0	NEUTRAL	0- 0	0- 0	0- 0			
0- 0	0- 0	0- 0	CONFERENCE	0- 0	0- 0	0- 0			
0- 0	0- 0	0- 0	HOME	0- 0	0- 0	0- 0			
0- 0	0- 0	0- 0	AWAY	0- 0	0- 0	0- 0			
0- 0	0- 0	0- 0	NEUTRAL	0- 0	0- 0	0- 0			

RPI 1-25	RPI 26-50	RPI 51-100	RPI 101+	Team's RPI: 315
RPI S Opponent Score	RPI S Opponent Score	RPI S Opponent Score	RPI S Opponent Score	
			104 A Texas A&M	27 84
			146 H South Alabama	50 58
			179 A Okl ahoma	52 65
			316 A Jackson St.	56 65
			350 A Al corn	57 46
LAST 12 Division I GAMES:				
			104 A Texas A&M	27 84
			179 A Okl ahoma	52 65
			350 A Al corn	57 46
			146 H South Alabama	50 58
			316 A Jackson St.	56 65

Non-Div I Games: Central Baptist 55 34 Crowley's Ridge 91 33 Hendrix 72 40

Central Ark.

Average RPI Win: 340
Average RPI Loss: 159

WON-LOST
RECORD

WINNING
PCT. RANK

LAST 10
GAMES

STRENGTH OF
SCHEDULE

OPP. STRENGTH
OF SCHEDULE

TEAM
RPI

ADJ.
RPI

CONF.
RPI

ADJ CONF.
RPI

DIV. I ONLY	2- 5	255	1- 0	246	299	266	266	31	31
DIV. I NON-CONF.	2- 5	255	1- 0	246	299	266	266	31	31
<hr/>									
TOTALS	RPI 1-25	RPI 26-50	W-L RECORDS	RPI 51-100	RPI 101-150	RPI 150+			
2- 5	0- 0	0- 0	OVERALL	0- 1	0- 1	2- 3			
0- 2	0- 0	0- 0	HOME	0- 0	0- 1	0- 1			
2- 3	0- 0	0- 0	AWAY	0- 1	0- 0	2- 2			
0- 0	0- 0	0- 0	NEUTRAL	0- 0	0- 0	0- 0			
2- 5	0- 0	0- 0	NON-CONFERENCE	0- 1	0- 1	2- 3			
0- 2	0- 0	0- 0	HOME	0- 0	0- 1	0- 1			
2- 3	0- 0	0- 0	AWAY	0- 1	0- 0	2- 2			
0- 0	0- 0	0- 0	NEUTRAL	0- 0	0- 0	0- 0			
0- 0	0- 0	0- 0	CONFERENCE	0- 0	0- 0	0- 0			
0- 0	0- 0	0- 0	HOME	0- 0	0- 0	0- 0			
0- 0	0- 0	0- 0	AWAY	0- 0	0- 0	0- 0			
0- 0	0- 0	0- 0	NEUTRAL	0- 0	0- 0	0- 0			

RPI 1-25				RPI 26-50				RPI 51-100				RPI 101+ Team's RPI : 266					
RPI	S	Opponent	Score	RPI	S	Opponent	Score	RPI	S	Opponent	Score	RPI	S	Opponent	Score		
								98	A	Rutgers	44	73	109	H	Buffal o	69	82
													155	H	Lehi gh	62	88
													206	A	Massachusetts	59	74
													229	A	Brown	63	68
													339	A	Morgan St.	60	36
													341	A	Al bany (NY)	60	53
LAST 12 Division I GAMES:																	
				341	A	Al bany (NY)	60	53	229	A	Brown	63	68				
				109	H	Buffal o	69	82									
				339	A	Morgan St.	60	36									
				206	A	Massachusetts	59	74									
				98	A	Rutgers	44	73									
				155	H	Lehi gh	62	88									

Non-Div I Games:

Central Conn. St.

Average RPI	Win:	143	WON-LOST	WINNING	LAST 10	STRENGTH OF	OPP. STRENGTH	TEAM	ADJ.	CONF.	ADJ CONF.
Average RPI	Loss:	7	RECORD	PCT. RANK	GAMES	SCHEDULE	OF SCHEDULE	RPI	RPI	RPI	RPI
DIV. I ONLY		7- 1		27	1- 0	233	4	52	52	10	10
DIV. I NON-CONF.		7- 1		27	1- 0	233	4	52	52	10	10

TOTALS	RPI 1-25		RPI 26-50		W-L RECORDS	RPI 51-100		RPI 101-150		RPI 150+	
7- 1	0- 1		1- 0		OVERALL	2- 0		1- 0		3- 0	
3- 1	0- 1		1- 0		HOME	0- 0		0- 0		2- 0	
3- 0	0- 0		0- 0		AWAY	1- 0		1- 0		1- 0	
1- 0	0- 0		0- 0		NEUTRAL	1- 0		0- 0		0- 0	
7- 1	0- 1		1- 0		NON-CONFERENCE	2- 0		1- 0		3- 0	
3- 1	0- 1		1- 0		HOME	0- 0		0- 0		2- 0	
3- 0	0- 0		0- 0		AWAY	1- 0		1- 0		1- 0	
1- 0	0- 0		0- 0		NEUTRAL	1- 0		0- 0		0- 0	
0- 0	0- 0		0- 0		CONFERENCE	0- 0		0- 0		0- 0	
0- 0	0- 0		0- 0		HOME	0- 0		0- 0		0- 0	
0- 0	0- 0		0- 0		AWAY	0- 0		0- 0		0- 0	
0- 0	0- 0		0- 0		NEUTRAL	0- 0		0- 0		0- 0	

RPI 1-25				RPI 26-50				RPI 51-100				Team's RPI: 52				RPI 101+			
RPI	S	Opponent	Score	RPI	S	Opponent	Score	RPI	S	Opponent	Score					RPI	S	Opponent	Score
7	H	South Dakota St.	71 80	34	H	UCF	75 68	76	A	Qui nni pi ac	67 52					149	A	Vi rgi ni a	74 61
								90	N	Chattanooga	73 50					160	H	Western Ky.	108 90
																225	H	Oakl and	104 61
																265	A	I ona	82 39

LAST 12 Di vi si on I GAMES:																			
160	H	Western Ky.	108 90	76	A	Qui nni pi ac	67 52												
7	H	South Dakota St.	71 80	265	A	I ona	82 39												
225	H	Oakl and	104 61	90	N	Chattanooga	73 50												
				149	A	Vi rgi ni a	74 61												
				34	H	UCF	75 68												

Non-Di v I Games:

Central Mich.

Average RPI Win: 0		WON-LOST RECORD		WINNING PCT. RANK		LAST 10 GAMES		STRENGTH OF SCHEDULE		OPP. STRENGTH OF SCHEDULE		TEAM RPI		ADJ. RPI		CONF. RPI		ADJ CONF. RPI	
220																			
DIV. I ONLY		0- 6		327		0- 1		312		318		346		346		29		29	
DIV. I NON-CONF.		0- 6		327		0- 1		312		318		346		346		29		29	
TOTALS		RPI 1-25		RPI 26-50		W-L RECORDS		RPI 51-100		RPI 101-150		RPI 150+							
0- 6		0- 0		0- 0		OVERALL		0- 1		0- 1		0- 4							
0- 3		0- 0		0- 0		HOME		0- 1		0- 0		0- 2							
0- 3		0- 0		0- 0		AWAY		0- 0		0- 1		0- 2							
0- 0		0- 0		0- 0		NEUTRAL		0- 0		0- 0		0- 0							
0- 6		0- 0		0- 0		NON-CONFERENCE		0- 1		0- 1		0- 4							
0- 3		0- 0		0- 0		HOME		0- 1		0- 0		0- 2							
0- 3		0- 0		0- 0		AWAY		0- 0		0- 1		0- 2							
0- 0		0- 0		0- 0		NEUTRAL		0- 0		0- 0		0- 0							
0- 0		0- 0		0- 0		CONFERENCE		0- 0		0- 0		0- 0							
0- 0		0- 0		0- 0		HOME		0- 0		0- 0		0- 0							
0- 0		0- 0		0- 0		AWAY		0- 0		0- 0		0- 0							
0- 0		0- 0		0- 0		NEUTRAL		0- 0		0- 0		0- 0							

RPI 1-25				RPI 26-50				RPI 51-100				RPI 101+ Team' s RPI : 346					
RPI	S	Opponent	Score	RPI	S	Opponent	Score	RPI	S	Opponent	Score	RPI	S	Opponent	Score		
								86	H	Tennessee Tech	55	77	148	A	Georgi a	75	83
													237	H	Jacksonville	58	68
													241	A	North Florida	76	82
													298	A	South Carolina St.	58	67
													311	H	Davi dson	34	72
LAST 12 Di vi si on I GAMES:																	
				148	A	Georgi a	75	83	86	H	Tennessee Tech	55	77				
				241	A	North Florida	76	82	298	A	South Carolina St.	58	67				
				237	H	Jacksonville	58	68	311	H	Davi dson	34	72				

Non-Div I Games:	Converse	101	50
------------------	----------	-----	----

Charleston So.

Average RPI Win: 200		WON-LOST RECORD	WINNING PCT. RANK	LAST 10 GAMES	STRENGTH OF SCHEDULE	OPP. STRENGTH OF SCHEDULE	TEAM RPI	ADJ. RPI	CONF. RPI	ADJ CONF. RPI
Average RPI Loss: 131										
DIV. I ONLY		5- 3	114	1- 0	66	210	80	80	18	18
DIV. I NON-CONF.		5- 3	114	1- 0	66	210	80	80	18	18
TOTALS		RPI 1-25	RPI 26-50	W-L RECORDS	RPI 51-100	RPI 101-150	RPI 150+			
5- 3	0- 0		0- 0	OVERALL	0- 1	0- 1	5- 1			
3- 1	0- 0		0- 0	HOME	0- 1	0- 0	3- 0			
1- 2	0- 0		0- 0	AWAY	0- 0	0- 1	1- 1			
1- 0	0- 0		0- 0	NEUTRAL	0- 0	0- 0	1- 0			
5- 3	0- 0		0- 0	NON-CONFERENCE	0- 1	0- 1	5- 1			
3- 1	0- 0		0- 0	HOME	0- 1	0- 0	3- 0			
1- 2	0- 0		0- 0	AWAY	0- 0	0- 1	1- 1			
1- 0	0- 0		0- 0	NEUTRAL	0- 0	0- 0	1- 0			
0- 0	0- 0		0- 0	CONFERENCE	0- 0	0- 0	0- 0			
0- 0	0- 0		0- 0	HOME	0- 0	0- 0	0- 0			
0- 0	0- 0		0- 0	AWAY	0- 0	0- 0	0- 0			
0- 0	0- 0		0- 0	NEUTRAL	0- 0	0- 0	0- 0			

RPI	S	Opponent	Score
RPI 1-25			
RPI 26-50			
RPI 51-100			
Team's RPI: 80			
RPI 101+			
96	H	Wake Forest	43 69
143	A	Mercer	40 57
154	A	Fordham	64 71
155	A	Lehi gh	62 60
164	H	UNC Asheville	70 53
172	H	East Carolina	52 46
211	H	Wofford	85 63
300	N	Liberty	63 61
LAST 12 Division I GAMES:			
172	H	East Carolina	52 46
300	N	Liberty	63 61
154	A	Fordham	64 71
211	H	Wofford	85 63
164	H	UNC Asheville	70 53
155	A	Lehi gh	62 60
143	A	Mercer	40 57
96	H	Wake Forest	43 69

Charlotte

Average RPI	Win: 222	WON-LOST	WINNING	LAST 10	STRENGTH OF	OPP. STRENGTH	TEAM	ADJ.	CONF.	ADJ CONF.
Average RPI	Loss: 33	RECORD	PCT. RANK	GAMES	SCHEDULE	OF SCHEDULE	RPI	RPI	RPI	RPI
DIV. I ONLY	3- 6	238	0- 1	11	100	90	90	25	25	
DIV. I NON-CONF.	3- 6	238	0- 1	11	100	90	90	25	25	

TOTALS	RPI 1-25	RPI 26-50	W-L RECORDS	RPI 51-100	RPI 101-150	RPI 150+				
3- 6	0- 2	0- 2	OVERALL	0- 2	0- 0	3- 0				
1- 3	0- 2	0- 0	HOME	0- 1	0- 0	1- 0				
1- 2	0- 0	0- 2	AWAY	0- 0	0- 0	1- 0				
1- 1	0- 0	0- 0	NEUTRAL	0- 1	0- 0	1- 0				
3- 6	0- 2	0- 2	NON-CONFERENCE	0- 2	0- 0	3- 0				
1- 3	0- 2	0- 0	HOME	0- 1	0- 0	1- 0				
1- 2	0- 0	0- 2	AWAY	0- 0	0- 0	1- 0				
1- 1	0- 0	0- 0	NEUTRAL	0- 1	0- 0	1- 0				
0- 0	0- 0	0- 0	CONFERENCE	0- 0	0- 0	0- 0				
0- 0	0- 0	0- 0	HOME	0- 0	0- 0	0- 0				
0- 0	0- 0	0- 0	AWAY	0- 0	0- 0	0- 0				
0- 0	0- 0	0- 0	NEUTRAL	0- 0	0- 0	0- 0				

RPI 1-25				RPI 26-50				RPI 51-100				RPI 101+			
RPI	S	Opponent	Score	RPI	S	Opponent	Score	RPI	S	Opponent	Score	RPI	S	Opponent	Score
5	H	Louisville	49 75	34	A	UCF	37 75	52	N	Central Mich.	50 73	177	A	Hampton	58 50
7	H	South Dakota St.	54 71	38	A	Virginia Tech	59 74	64	H	UT Martin	79 81	189	N	Saint Louis	71 61
												300	H	Liberty	75 60

Team's RPI: 90															
LAST 12 Division I GAMES:															
7	H	South Dakota St.	54 71	34	A	UCF	37 75	64	H	UT Martin	79 81	52	N	Central Mich.	50 73
177	A	Hampton	58 50					189	N	Saint Louis	71 61	300	H	Liberty	75 60
5	H	Louisville	49 75	38	A	Virginia Tech	59 74								

Non-Div I Games: Lee 61 55

Chattanooga

Average RPI	Win:	0	WON-LOST	WINNING	LAST 10	STRENGTH OF	OPP. STRENGTH	TEAM	ADJ.	CONF.	ADJ CONF.
Average RPI	Loss:	210	RECORD	PCT. RANK	GAMES	SCHEDULE	OF SCHEDULE	RPI	RPI	RPI	RPI
DIV. I ONLY		0- 8		327	0- 1	125	348	325	325	30	30
DIV. I NON-CONF.		0- 8		327	0- 1	125	348	325	325	30	30
<hr/>											
TOTALS	RPI 1-25		RPI 26-50		W-L RECORDS	RPI 51-100		RPI 101-150		RPI 150+	
0- 8	0- 0		0- 0		OVERALL	0- 1		0- 0		0- 7	
0- 4	0- 0		0- 0		HOME	0- 0		0- 0		0- 4	
0- 3	0- 0		0- 0		AWAY	0- 1		0- 0		0- 2	
0- 1	0- 0		0- 0		NEUTRAL	0- 0		0- 0		0- 1	
0- 8	0- 0		0- 0		NON-CONFERENCE	0- 1		0- 0		0- 7	
0- 4	0- 0		0- 0		HOME	0- 0		0- 0		0- 4	
0- 3	0- 0		0- 0		AWAY	0- 1		0- 0		0- 2	
0- 1	0- 0		0- 0		NEUTRAL	0- 0		0- 0		0- 1	
0- 0	0- 0		0- 0		CONFERENCE	0- 0		0- 0		0- 0	
0- 0	0- 0		0- 0		HOME	0- 0		0- 0		0- 0	
0- 0	0- 0		0- 0		AWAY	0- 0		0- 0		0- 0	
0- 0	0- 0		0- 0		NEUTRAL	0- 0		0- 0		0- 0	

RPI 1-25				RPI 26-50				RPI 51-100				RPI 101+ Team's RPI: 325					
RPI	S	Opponent	Score	RPI	S	Opponent	Score	RPI	S	Opponent	Score	RPI	S	Opponent	Score		
								60	A	Xavi er	57	91	167	H	UAB	45	90
												171	A	Loyol a Chi cago	40	76	
												212	H	SIUE	66	82	
												224	A	Morehead St.	68	104	
												234	N	St. Franci s Brookl yn	73	110	
												261	H	Val parai so	70	76	
												347	H	Evansvi lle	58	67	
LAST 12 Di vi si on I GAMES:																	
				212	H	SIUE	66	82		224	A	Morehead St.	68	104			
				261	H	Val parai so	70	76		234	N	St. Franci s Brookl yn	73	110			
				171	A	Loyol a Chi cago	40	76		347	H	Evansvi lle	58	67			
				167	H	UAB	45	90		60	A	Xavi er	57	91			

Non-Div I Games:

Chicago St.

Average RPI Win:	225	WON-LOST	WINNING	LAST 10	STRENGTH OF	OPP. STRENGTH	TEAM	ADJ.	CONF.	ADJ CONF.
Average RPI Loss:	131	RECORD	PCT. RANK	GAMES	SCHEDULE	OF SCHEDULE	RPI	RPI	RPI	RPI
DIV. I ONLY	6- 5	155	1- 0	217	188	187	187	8	8	
DIV. I NON-CONF.	6- 5	155	1- 0	217	188	187	187	8	8	

TOTALS	RPI 1-25	RPI 26-50	W-L RECORDS	RPI 51-100	RPI 101-150	RPI 150+				
6- 5	0- 0	0- 1	OVERALL	1- 1	1- 2	4- 1				
5- 1	0- 0	0- 1	HOME	1- 0	1- 0	3- 0				
1- 4	0- 0	0- 0	AWAY	0- 1	0- 2	1- 1				
0- 0	0- 0	0- 0	NEUTRAL	0- 0	0- 0	0- 0				
6- 5	0- 0	0- 1	NON-CONFERENCE	1- 1	1- 2	4- 1				
5- 1	0- 0	0- 1	HOME	1- 0	1- 0	3- 0				
1- 4	0- 0	0- 0	AWAY	0- 1	0- 2	1- 1				
0- 0	0- 0	0- 0	NEUTRAL	0- 0	0- 0	0- 0				
0- 0	0- 0	0- 0	CONFERENCE	0- 0	0- 0	0- 0				
0- 0	0- 0	0- 0	HOME	0- 0	0- 0	0- 0				
0- 0	0- 0	0- 0	AWAY	0- 0	0- 0	0- 0				
0- 0	0- 0	0- 0	NEUTRAL	0- 0	0- 0	0- 0				

RPI 1-25				RPI 26-50				RPI 51-100				RPI 101+				Team's RPI: 187	
RPI	S	Opponent	Score	RPI	S	Opponent	Score	RPI	S	Opponent	Score	RPI	S	Opponent	Score		
				27	H	Old Domini on	72 76					112	A	Mi ami (OH)	65 78		
								82	H	VCU	66 54	129	A	Pi ttsburgh	48 65		
								92	A	Ohio St.	56 69	135	H	Yale	66 52		
												189	A	Saint Loui s	51 50		
												284	H	ETSU	77 64		
												297	A	Bal l St.	63 75		
												317	H	Lipscomb	71 55		
												344	H	Austin Peay	69 48		
LAST 12 Division I GAMES:																	
				92	A	Ohio St.	56 69	82	H	VCU	66 54	112	A	Mi ami (OH)	65 78		
				297	A	Bal l St.	63 75	27	H	Old Domini on	72 76	284	H	ETSU	77 64		
				317	H	Lipscomb	71 55	344	H	Austin Peay	69 48						
				135	H	Yale	66 52										
				189	A	Saint Louis	51 50										
				129	A	Pittsburgh	48 65										

Non-Div I Games:

Cincinnati

C
l
e
m
s
o
n

Clemson				Through Games Of Dec. 9, 2018											
Average RPI Win: 182		WON-LOST RECORD	WINNING PCT. RANK	LAST 10 GAMES	STRENGTH OF SCHEDULE	OPP. STRENGTH OF SCHEDULE	TEAM RPI	ADJ. RPI	CONF. RPI	ADJ CONF. RPI					
Average RPI Loss: 56															
DIV. I ONLY		7- 3	91	1- 0	61	107	47	47	1	1					
DIV. I NON-CONF.		7- 3	91	1- 0	61	107	47	47	1	1					

TOTALS		RPI 1-25		RPI 26-50		W-L RECORDS		RPI 51-100		RPI 101-150	RPI 150+				
7- 3		0- 1		1- 0		OVERALL		0- 2		2- 0		4- 0			
6- 0		0- 0		1- 0		HOME		0- 0		2- 0		3- 0			
0- 2		0- 0		0- 0		AWAY		0- 2		0- 0		0- 0			
1- 1		0- 1		0- 0		NEUTRAL		0- 0		0- 0		1- 0			
7- 3		0- 1		1- 0		NON-CONFERENCE		0- 2		2- 0		4- 0			
6- 0		0- 0		1- 0		HOME		0- 0		2- 0		3- 0			
0- 2		0- 0		0- 0		AWAY		0- 2		0- 0		0- 0			
1- 1		0- 1		0- 0		NEUTRAL		0- 0		0- 0		1- 0			
0- 0		0- 0		0- 0		CONFERENCE		0- 0		0- 0		0- 0			
0- 0		0- 0		0- 0		HOME		0- 0		0- 0		0- 0			
0- 0		0- 0		0- 0		AWAY		0- 0		0- 0		0- 0			
0- 0		0- 0		0- 0		NEUTRAL		0- 0		0- 0		0- 0			

RPI 1-25				RPI 26-50		Team's RPI: 47		RPI 51-100		RPI 101+					
RPI S	Opponent		Score		RPI S	Opponent		Score		RPI S	Opponent		Score		
12 N	Tennessee		66 78		50 H	Belmont		65 62		72 A	Al abama		56 76		
										84 A	South Carolina		57 69		
-----											107 H	Rhode Island		80 67	
-----											137 H	Illinois		69 67	
-----											179 N	Okl ahoma		74 62	
-----											211 H	Wofford		85 77	
-----											275 H	High Point		83 64	
-----											317 H	Lipscomb		68 26	

C
l
e
m
s
o
n

Non-Div I Games:

Clemson

Average RPI Win: 254		WON-LOST	WINNING	LAST 10	STRENGTH OF		OPP. STRENGTH	TEAM	ADJ.	CONF.	ADJ CONF.
Loss: 156		RECORD	PCT. RANK	GAMES	SCHEDULE		OF SCHEDULE	RPI	RPI	RPI	RPI
DIV. I ONLY		1- 7	307	0- 1	78		323	278	278	15	15
DIV. I NON-CONF.		1- 7	307	0- 1	78		323	278	278	15	15
TOTALS		RPI 1-25	RPI 26-50		W-L RECORDS		RPI 51-100	RPI 101-150	RPI 150+		
1- 7		0- 0	0- 1		OVERALL		0- 2	0- 1	1- 3		
1- 1		0- 0	0- 0		HOME		0- 1	0- 0	1- 0		
0- 5		0- 0	0- 0		AWAY		0- 1	0- 1	0- 3		
0- 1		0- 0	0- 1		NEUTRAL		0- 0	0- 0	0- 0		
1- 7		0- 0	0- 1		NON-CONFERENCE		0- 2	0- 1	1- 3		
1- 1		0- 0	0- 0		HOME		0- 1	0- 0	1- 0		
0- 5		0- 0	0- 0		AWAY		0- 1	0- 1	0- 3		
0- 1		0- 0	0- 1		NEUTRAL		0- 0	0- 0	0- 0		
0- 0		0- 0	0- 0		CONFERENCE		0- 0	0- 0	0- 0		
0- 0		0- 0	0- 0		HOME		0- 0	0- 0	0- 0		
0- 0		0- 0	0- 0		AWAY		0- 0	0- 0	0- 0		
0- 0		0- 0	0- 0		NEUTRAL		0- 0	0- 0	0- 0		

RPI 1-25				RPI 26-50				RPI 51-100				RPI 101+ Team' s RPI : 278			
RPI	S	Opponent	Score	RPI	S	Opponent	Score	RPI	S	Opponent	Score	RPI	S	Opponent	Score
				29	N	Tul ane	72 81	74	H	Tol edo	60 65	130	A	San Di ego	82 83
								81	A	Oh i o	54 72	174	A	Eastern Mi ch.	63 69
												254	H	Ill i no i s St.	67 63
												297	A	Ball St.	62 67
												310	A	Marshall	64 86
LAST 12 Division I GAMES:															
				254	H	Ill i no i s St.	67 63	310	A	Marshall	64 86				
				297	A	Ball St.	62 67	74	H	Tol edo	60 65				
				174	A	Eastern Mi ch.	63 69	81	A	Oh i o	54 72				
								29	N	Tul ane	72 81				
								130	A	San Di ego	82 83				

Non-Div I Games:	Lake Erie	79	49	Salem (WV)	113	81
------------------	-----------	----	----	------------	-----	----

Cleveland and St.

■ Loss, ■ Non-Conf, S Site, H Home A Away N Neutral

Average RPI Win:	277	WON-LOST	WINNING	LAST 10	STRENGTH OF	OPP. STRENGTH	TEAM	ADJ.	CONF.	ADJ CONF.
Average RPI Loss:	178	RECORD	PCT. RANK	GAMES	SCHEDULE	OF SCHEDULE	RPI	RPI	RPI	RPI

DIV. I ONLY	5- 1	45	0- 0	345	194	205	205	19	19
DIV. I NON-CONF.	5- 1	45	0- 0	345	194	205	205	19	19
TOTALS	RPI 1-25	RPI 26-50	W-L RECORDS	RPI 51-100	RPI 101-150	RPI 150+			
5- 1	0- 0	0- 0	OVERALL	0- 0	1- 0	4- 1			
4- 0	0- 0	0- 0	HOME	0- 0	1- 0	3- 0			
1- 1	0- 0	0- 0	AWAY	0- 0	0- 0	1- 1			
0- 0	0- 0	0- 0	NEUTRAL	0- 0	0- 0	0- 0			
5- 1	0- 0	0- 0	NON-CONFERENCE	0- 0	1- 0	4- 1			
4- 0	0- 0	0- 0	HOME	0- 0	1- 0	3- 0			
1- 1	0- 0	0- 0	AWAY	0- 0	0- 0	1- 1			
0- 0	0- 0	0- 0	NEUTRAL	0- 0	0- 0	0- 0			
0- 0	0- 0	0- 0	CONFERENCE	0- 0	0- 0	0- 0			
0- 0	0- 0	0- 0	HOME	0- 0	0- 0	0- 0			
0- 0	0- 0	0- 0	AWAY	0- 0	0- 0	0- 0			
0- 0	0- 0	0- 0	NEUTRAL	0- 0	0- 0	0- 0			

RPI 1-25	RPI 26-50	RPI 51-100	RPI 101+ Team's RPI: 205
RPI S Opponent Score	RPI S Opponent Score	RPI S Opponent Score	RPI S Opponent Score
			142 H Bowling Green 81 80
			178 A UC Riverside 43 62
			276 H Memphis 90 71
			298 H South Carolina St. 57 44
			326 H Western Caro. 77 59
			345 A N.C. Central 89 66
LAST 12 Division I GAMES:			
345 A N.C. Central	89 66	178 A UC Riverside	43 62
276 H Memphis	90 71	298 H South Carolina St.	57 44
142 H Bowling Green	81 80	326 H Western Caro.	77 59

Non-Div I Games: N.C. Wesleyan 126 65 Meredith 128 39

Coastal Caro.

Average RPI Win:	298	WON-LOST	WINNING	LAST 10	STRENGTH OF	OPP. STRENGTH	TEAM	ADJ.	CONF.	ADJ CONF.
Average RPI Loss:	198	RECORD	PCT. RANK	GAMES	SCHEDULE	OF SCHEDULE	RPI	RPI	RPI	RPI
DIV. I ONLY	1- 5	295	0- 1	129	343	306	306	13	13	
DIV. I NON-CONF.	1- 5	295	0- 1	129	343	306	306	13	13	

TOTALS	RPI 1-25	RPI 26-50	W-L RECORDS	RPI 51-100	RPI 101-150	RPI 150+				
1- 5	0- 0	0- 0	OVERALL	0- 0	0- 0	1- 5				
1- 2	0- 0	0- 0	HOME	0- 0	0- 0	1- 2				
0- 3	0- 0	0- 0	AWAY	0- 0	0- 0	0- 3				
0- 0	0- 0	0- 0	NEUTRAL	0- 0	0- 0	0- 0				
1- 5	0- 0	0- 0	NON-CONFERENCE	0- 0	0- 0	1- 5				
1- 2	0- 0	0- 0	HOME	0- 0	0- 0	1- 2				
0- 3	0- 0	0- 0	AWAY	0- 0	0- 0	0- 3				
0- 0	0- 0	0- 0	NEUTRAL	0- 0	0- 0	0- 0				
0- 0	0- 0	0- 0	CONFERENCE	0- 0	0- 0	0- 0				
0- 0	0- 0	0- 0	HOME	0- 0	0- 0	0- 0				
0- 0	0- 0	0- 0	AWAY	0- 0	0- 0	0- 0				
0- 0	0- 0	0- 0	NEUTRAL	0- 0	0- 0	0- 0				

RPI 1-25				RPI 26-50				RPI 51-100				RPI 101+				Team's RPI: 306
RPI	S	Opponent	Score	RPI	S	Opponent	Score	RPI	S	Opponent	Score	RPI	S	Opponent	Score	
												183	H	Winthrop	64	71
												190	A	Campbell	65	66
												193	H	Furman	67	70
												211	A	Wofford	58	78
												214	A	Appalachian St.	66	80
												298	H	South Carolina St.	75	51
LAST 12 Division I GAMES:																
				211	A	Wofford	58	78	214	A	Appalachian St.	66	80			
				190	A	Campbell	65	66	183	H	Winthrop	64	71			
				298	H	South Carolina St.	75	51	193	H	Furman	67	70			

Non-Div I Games: North Greenville 95 62

Col. of Charleston

Average RPI Win:

313

Average RPI Loss:

168

WON-LOST
RECORD

4- 4

WINNING
PCT. RANK

158

LAST 10
GAMES

1- 0

STRENGTH OF
SCHEDULE

343

OPP. STRENGTH
OF SCHEDULE

199

TEAM
RPI

286

ADJ.
RPI

286

CONF.
RPI

20

ADJ CONF.
RPI

20

DIV. I ONLY
DIV. I NON-CONF.

4- 4

158

1- 0

343

199

286

286

20

20

TOTALS

RPI 1-25

RPI 26-50

W-L RECORDS

RPI 51-100

RPI 101-150

RPI 150+

4- 4

0- 0

0- 0

OVERALL

0- 1

0- 1

4- 2

3- 0

0- 0

0- 0

HOME

0- 0

0- 0

3- 0

1- 4

0- 0

0- 0

AWAY

0- 1

0- 1

1- 2

0- 0

0- 0

0- 0

NEUTRAL

0- 0

0- 0

0- 0

4- 4

0- 0

0- 0

NON-CONFERENCE

0- 1

0- 1

4- 2

3- 0

0- 0

0- 0

HOME

0- 0

0- 0

3- 0

1- 4

0- 0

0- 0

AWAY

0- 1

0- 1

1- 2

0- 0

0- 0

0- 0

NEUTRAL

0- 0

0- 0

0- 0

0- 0

0- 0

0- 0

CONFERENCE

0- 0

0- 0

0- 0

0- 0

0- 0

0- 0

HOME

0- 0

0- 0

0- 0

0- 0

0- 0

0- 0

AWAY

0- 0

0- 0

0- 0

0- 0

0- 0

0- 0

NEUTRAL

0- 0

0- 0

0- 0

RPI 1-25

RPI 26-50

RPI 51-100

RPI 101+

Team's RPI: 286

RPI S Opponent Score

RPI S Opponent Score

RPI S Opponent Score

RPI S Opponent Score

83 A Dayton 58 67

135 A Yale 61 80

166 A George Mason 61 64

279 H Col umbi a 84 71

289 A Si ena 53 55

309 A UMass Lowell I 61 52

327 H Cani si us 67 53

337 H Fai r l e i g h Di cki nson 71 52

LAST 12 Di vi si on I GAMES:

309 A UMass Lowell I 61 52 279 H Col umbi a 84 71

337 H Fai r l e i g h Di cki nson 71 52 327 H Cani si us 67 53

289 A Si ena 53 55 166 A George Mason 61 64

83 A Dayton 58 67

135 A Yale 61 80

C
o
l
g
a
t
eC
o
l
g
a
t
e

Non-Di v I Games:

Colgate

Colorado				Through Games Of Dec. 9, 2018							
Average RPI	Win:	131	WON-LOST	WINNING	LAST 10	STRENGTH OF	OPP. STRENGTH	TEAM	ADJ.	CONF.	ADJ CONF.
Average RPI	Loss:	14	RECORD	PCT. RANK	GAMES	SCHEDULE	OF SCHEDULE	RPI	RPI	RPI	RPI
DIV. I ONLY		8- 1	22	1- 0	139	14	20	20	2	2	
DIV. I NON-CONF.		8- 1	22	1- 0	139	14	20	20	2	2	

TOTALS	RPI 1-25		RPI 26-50		W-L RECORDS	RPI 51-100	RPI 101-150		RPI 150+		
8- 1	0- 1		2- 0		OVERALL	1- 0	2- 0		3- 0		
6- 0	0- 0		2- 0		HOME	0- 0	2- 0		2- 0		
1- 1	0- 1		0- 0		AWAY	0- 0	0- 0		1- 0		
1- 0	0- 0		0- 0		NEUTRAL	1- 0	0- 0		0- 0		
8- 1	0- 1		2- 0		NON-CONFERENCE	1- 0	2- 0		3- 0		
6- 0	0- 0		2- 0		HOME	0- 0	2- 0		2- 0		
1- 1	0- 1		0- 0		AWAY	0- 0	0- 0		1- 0		
1- 0	0- 0		0- 0		NEUTRAL	1- 0	0- 0		0- 0		
0- 0	0- 0		0- 0		CONFERENCE	0- 0	0- 0		0- 0		
0- 0	0- 0		0- 0		HOME	0- 0	0- 0		0- 0		
0- 0	0- 0		0- 0		AWAY	0- 0	0- 0		0- 0		
0- 0	0- 0		0- 0		NEUTRAL	0- 0	0- 0		0- 0		

RPI 1-25 Team's RPI: 20				RPI 26-50				RPI 51-100				RPI 101+			
RPI	S	Opponent	Score	RPI	S	Opponent	Score	RPI	S	Opponent	Score	RPI	S	Opponent	Score
14	A	Miami (FL)	58 73	33	H	North Carolina	86 74	91	N	Utah St.	78 68	138	H	Colorado St.	59 40
				36	H	Northern Colo.	77 69					139	H	Pepperdine	80 65
												180	H	Navy	59 43
												207	A	Nevada	65 52
												227	H	San Jose St.	76 64
LAST 12 Division I GAMES:															
227	H	San Jose St.	76 64	180	H	Navy	59 43								
14	A	Miami (FL)	58 73	138	H	Colorado St.	59 40								
139	H	Pepperdine	80 65	36	H	Northern Colo.	77 69								
91	N	Utah St.	78 68												
207	A	Nevada	65 52												
33	H	North Carolina	86 74												

Non-Div I Games:

Colorado

Average RPI Win:	274	WON-LOST	WINNING	LAST 10	STRENGTH OF	OPP. STRENGTH	TEAM	ADJ.	CONF.	ADJ CONF.
Average RPI Loss:	192	RECORD	PCT. RANK	GAMES	SCHEDULE	OF SCHEDULE	RPI	RPI	RPI	RPI
DIV. I ONLY	2- 7	275	0- 1	174	316	279	279	17	17	
DIV. I NON-CONF.	2- 7	275	0- 1	174	316	279	279	17	17	
<hr/>										
TOTALS	RPI 1-25	RPI 26-50	W-L RECORDS	RPI 51-100	RPI 101-150	RPI 150+				
2- 7	0- 0	0- 0	OVERALL	0- 0	0- 3	2- 4				
1- 2	0- 0	0- 0	HOME	0- 0	0- 1	1- 1				
1- 5	0- 0	0- 0	AWAY	0- 0	0- 2	1- 3				
0- 0	0- 0	0- 0	NEUTRAL	0- 0	0- 0	0- 0				
2- 7	0- 0	0- 0	NON-CONFERENCE	0- 0	0- 3	2- 4				
1- 2	0- 0	0- 0	HOME	0- 0	0- 1	1- 1				
1- 5	0- 0	0- 0	AWAY	0- 0	0- 2	1- 3				
0- 0	0- 0	0- 0	NEUTRAL	0- 0	0- 0	0- 0				
0- 0	0- 0	0- 0	CONFERENCE	0- 0	0- 0	0- 0				
0- 0	0- 0	0- 0	HOME	0- 0	0- 0	0- 0				
0- 0	0- 0	0- 0	AWAY	0- 0	0- 0	0- 0				
0- 0	0- 0	0- 0	NEUTRAL	0- 0	0- 0	0- 0				

RPI 1-25				RPI 26-50				RPI 51-100				RPI 101+ Team's RPI: 279			
RPI	S	Opponent	Score	RPI	S	Opponent	Score	RPI	S	Opponent	Score	RPI	S	Opponent	Score
												116	A	Boston College	60 74
												132	H	Houston	72 83
												137	A	Illinois	69 76
												184	A	Milwaukee	65 78
												186	H	Cal St. Fullerton	58 61
												253	A	Hofstra	65 63
												286	A	Colgate	71 84
												295	H	Army West Point	70 49
												301	A	Saint Joseph's	61 68
LAST 12 Division I GAMES:															
186	H	Cal St. Fullerton	58 61	286	A	Colgate	71 84								
116	A	Boston College	60 74	132	H	Houston	72 83								
301	A	Saint Joseph's	61 68	137	A	Illinois	69 76								
				184	A	Milwaukee	65 78								
				295	H	Army West Point	70 49								
				253	A	Hofstra	65 63								

Non-Div I Games:

Columbi a

Average RPI Win: 0		WON-LOST	WINNING	LAST 10	STRENGTH OF		OPP. STRENGTH	TEAM	ADJ.	CONF.	ADJ CONF.
Average RPI Loss: 153		RECORD	PCT. RANK	GAMES	SCHEDULE		OF SCHEDULE	RPI	RPI	RPI	RPI
DIV. I ONLY		0- 7	327	0- 1	24		324	258	258	32	32
DIV. I NON-CONF.		0- 7	327	0- 1	24		324	258	258	32	32

TOTALS		RPI 1-25		RPI 26-50	W-L RECORDS		RPI 51-100	RPI 101-150		RPI 150+	
0- 7		0- 1		0- 1	OVERALL		0- 1	0- 1		0- 3	
0- 1		0- 0		0- 0	HOME		0- 0	0- 0		0- 1	
0- 6		0- 1		0- 1	AWAY		0- 1	0- 1		0- 2	
0- 0		0- 0		0- 0	NEUTRAL		0- 0	0- 0		0- 0	
0- 7		0- 1		0- 1	NON-CONFERENCE		0- 1	0- 1		0- 3	
0- 1		0- 0		0- 0	HOME		0- 0	0- 0		0- 1	
0- 6		0- 1		0- 1	AWAY		0- 1	0- 1		0- 2	
0- 0		0- 0		0- 0	NEUTRAL		0- 0	0- 0		0- 0	
0- 0		0- 0		0- 0	CONFERENCE		0- 0	0- 0		0- 0	
0- 0		0- 0		0- 0	HOME		0- 0	0- 0		0- 0	
0- 0		0- 0		0- 0	AWAY		0- 0	0- 0		0- 0	
0- 0		0- 0		0- 0	NEUTRAL		0- 0	0- 0		0- 0	

RPI 1-25				RPI 26-50				RPI 51-100				RPI 101+ Team's RPI: 258			
RPI	S	Opponent	Score	RPI	S	Opponent	Score	RPI	S	Opponent	Score	RPI	S	Opponent	Score
22	A	Mississippi St.	38 110	31	A	Maryland	36 93	81	A	Ohio	62 87	149	A	Virginia	41 55
												208	A	West Virginia	37 78
												272	H	UMBC	52 57
												310	A	Marshall	67 88

LAST 12 Division I GAMES:															
				81	A	Ohio	62 87	208	A	West Virginia	37 78				
				149	A	Virginia	41 55								
				310	A	Marshall	67 88								
				22	A	Mississippi St.	38 110								
				272	H	UMBC	52 57								
				31	A	Maryland	36 93								

Non-Div I Games:

Coppin St.

Average RPI Win: 325

Average RPI Loss: 142

WON-LOST
RECORDWINNING
PCT. RANKLAST 10
GAMESSTRENGTH OF
SCHEDULEOPP. STRENGTH
OF SCHEDULETEAM
RPIADJ.
RPICONF.
RPIADJ CONF.
RPIDIV. I ONLY
DIV. I NON-CONF.2- 5
2- 5255
2550- 1
0- 1158
158231
231249
249249
24917
1717
17

TOTALS

RPI 1-25

RPI 26-50

W-L RECORDS

RPI 51-100

RPI 101-150

RPI 150+

2- 5 0- 1
2- 0 0- 0
0- 5 0- 1
0- 0 0- 00- 0
0- 0
0- 0
0- 0OVERALL
HOME
AWAY
NEUTRAL0- 0
0- 0
0- 0
0- 00- 2
0- 0
0- 2
0- 02- 2
2- 0
0- 2
0- 02- 5 0- 1
2- 0 0- 0
0- 5 0- 1
0- 0 0- 00- 0
0- 0
0- 0
0- 0NON-CONFERENCE
HOME
AWAY
NEUTRAL0- 0
0- 0
0- 0
0- 00- 2
0- 0
0- 2
0- 02- 2
2- 0
0- 2
0- 00- 0 0- 0
0- 0 0- 0
0- 0 0- 0
0- 0 0- 00- 0
0- 0
0- 0
0- 0CONFERENCE
HOME
AWAY
NEUTRAL0- 0
0- 0
0- 0
0- 00- 0
0- 0
0- 0
0- 00- 0
0- 0
0- 0
0- 0

RPI 1-25

RPI 26-50

RPI 51-100

RPI 101+

Team's RPI: 249

RPI S Opponent Score
17 A Minnesota 45 65

RPI S Opponent Score

RPI S Opponent Score

RPI S Opponent Score
102 A Stony Brook 61 63
138 A Colorado St. 53 56
155 A Lehigh 54 67
299 A Binghamton 61 72
309 H UMass Lowell 63 54
341 H Albany (NY) 48 34

LAST 12 Division I GAMES:

341 H Albany (NY) 48 34
299 A Binghamton 61 72102 A Stony Brook 61 63
155 A Lehigh 54 67
138 A Colorado St. 53 56
17 A Minnesota 45 65
309 H UMass Lowell 63 54

Non-Div I Games:

Cornell

Average RPI	Win: 236	WON-LOST	WINNING	LAST 10	STRENGTH OF	OPP. STRENGTH	TEAM	ADJ.	CONF.	ADJ CONF.
Average RPI	Loss: 34	RECORD	PCT. RANK	GAMES	SCHEDULE	OF SCHEDULE	RPI	RPI	RPI	RPI
DIV. I ONLY	4- 4	158	1- 0	67	105	110	110	4	4	
DIV. I NON-CONF.	4- 4	158	1- 0	67	105	110	110	4	4	

TOTALS	RPI 1-25	RPI 26-50	W-L RECORDS	RPI 51-100	RPI 101-150	RPI 150+				
4- 4	0- 3	0- 0	OVERALL	0- 0	1- 1	3- 0				
2- 2	0- 2	0- 0	HOME	0- 0	1- 0	1- 0				
2- 2	0- 1	0- 0	AWAY	0- 0	0- 1	2- 0				
0- 0	0- 0	0- 0	NEUTRAL	0- 0	0- 0	0- 0				
4- 4	0- 3	0- 0	NON-CONFERENCE	0- 0	1- 1	3- 0				
2- 2	0- 2	0- 0	HOME	0- 0	1- 0	1- 0				
2- 2	0- 1	0- 0	AWAY	0- 0	0- 1	2- 0				
0- 0	0- 0	0- 0	NEUTRAL	0- 0	0- 0	0- 0				
0- 0	0- 0	0- 0	CONFERENCE	0- 0	0- 0	0- 0				
0- 0	0- 0	0- 0	HOME	0- 0	0- 0	0- 0				
0- 0	0- 0	0- 0	AWAY	0- 0	0- 0	0- 0				
0- 0	0- 0	0- 0	NEUTRAL	0- 0	0- 0	0- 0				

RPI 1-25				RPI 26-50				RPI 51-100				RPI 101+				Team's RPI: 110
RPI	S	Opponent	Score	RPI	S	Opponent	Score	RPI	S	Opponent	Score	RPI	S	Opponent	Score	
7	A	South Dakota St.	48 74									103	A	UNI	55 65	
9	H	Drake	69 85									121	H	Nebraska	74 65	
18	H	South Dakota	65 77									232	A	Wi chi ta St.	83 71	
												263	H	Omaha	66 51	
												329	A	North Dakota St.	86 51	

LAST 12 Division I GAMES:																
232	A	Wi chi ta St.	83 71	103	A	UNI	55 65					7	A	South Dakota St.	48 74	
263	H	Omaha	66 51									329	A	North Dakota St.	86 51	
121	H	Nebraska	74 65									18	H	South Dakota	65 77	
9	H	Drake	69 85													

Non-Div I Games:

Creighton

Average RPI	Win:	261	WON-LOST	WINNING	LAST 10	STRENGTH OF	OPP. STRENGTH	TEAM	ADJ.	CONF.	ADJ CONF.
Average RPI	Loss:	172	RECORD	PCT. RANK	GAMES	SCHEDULE	OF SCHEDULE	RPI	RPI	RPI	RPI
DIV. I ONLY		4- 4		158	0- 1	275	217	233	233	17	17
DIV. I NON-CONF.		4- 4		158	0- 1	275	217	233	233	17	17

TOTALS	RPI 1-25		RPI 26-50		W-L RECORDS	RPI 51-100		RPI 101-150		RPI 150+	
4- 4	0- 0		0- 0		OVERALL	0- 1		0- 1		4- 2	
3- 0	0- 0		0- 0		HOME	0- 0		0- 0		3- 0	
1- 2	0- 0		0- 0		AWAY	0- 0		0- 1		1- 1	
0- 2	0- 0		0- 0		NEUTRAL	0- 1		0- 0		0- 1	
4- 4	0- 0		0- 0		NON-CONFERENCE	0- 1		0- 1		4- 2	
3- 0	0- 0		0- 0		HOME	0- 0		0- 0		3- 0	
1- 2	0- 0		0- 0		AWAY	0- 0		0- 1		1- 1	
0- 2	0- 0		0- 0		NEUTRAL	0- 1		0- 0		0- 1	
0- 0	0- 0		0- 0		CONFERENCE	0- 0		0- 0		0- 0	
0- 0	0- 0		0- 0		HOME	0- 0		0- 0		0- 0	
0- 0	0- 0		0- 0		AWAY	0- 0		0- 0		0- 0	
0- 0	0- 0		0- 0		NEUTRAL	0- 0		0- 0		0- 0	

RPI 1-25				RPI 26-50				RPI 51-100				RPI 101+				Team's RPI: 233
RPI	S	Opponent	Score	RPI	S	Opponent	Score	RPI	S	Opponent	Score	RPI	S	Opponent	Score	
								71	N	Middle Tenn.	58 70	130	A	San Diego	76 78	
												157	H	Boston U.	64 44	
												186	A	Cal St. Fullerton	62 67	
												259	H	Fairfield	59 46	
												296	A	Vermont	66 42	
												302	N	UC Santa Barbara	56 62	
												330	H	Loyola Maryland	54 41	
LAST 12 Division I GAMES:																
				157	H	Boston U.	64 44	302	N	UC Santa Barbara	56 62					
				130	A	San Diego	76 78	259	H	Fairfield	59 46					
				186	A	Cal St. Fullerton	62 67									
				71	N	Middle Tenn.	58 70									
				296	A	Vermont	66 42									
				330	H	Loyola Maryland	54 41									

Non-Div I Games:

Dartmouth

Average RPI	Win:	270	WON-LOST	WINNING	LAST 10	STRENGTH OF	OPP. STRENGTH	TEAM	ADJ.	CONF.	ADJ CONF.
Average RPI	Loss:	208	RECORD	PCT. RANK	GAMES	SCHEDULE	OF SCHEDULE	RPI	RPI	RPI	RPI
DIV. I ONLY		3- 5		218	0- 1	329	242	311	311	16	16
DIV. I NON-CONF.		3- 5		218	0- 1	329	242	311	311	16	16

TOTALS	RPI 1-25		RPI 26-50		W-L RECORDS	RPI 51-100		RPI 101-150		RPI 150+	
3- 5	0- 0		0- 0		OVERALL	0- 0		0- 0		3- 5	
2- 1	0- 0		0- 0		HOME	0- 0		0- 0		2- 1	
1- 4	0- 0		0- 0		AWAY	0- 0		0- 0		1- 4	
0- 0	0- 0		0- 0		NEUTRAL	0- 0		0- 0		0- 0	
3- 5	0- 0		0- 0		NON-CONFERENCE	0- 0		0- 0		3- 5	
2- 1	0- 0		0- 0		HOME	0- 0		0- 0		2- 1	
1- 4	0- 0		0- 0		AWAY	0- 0		0- 0		1- 4	
0- 0	0- 0		0- 0		NEUTRAL	0- 0		0- 0		0- 0	
0- 0	0- 0		0- 0		CONFERENCE	0- 0		0- 0		0- 0	
0- 0	0- 0		0- 0		HOME	0- 0		0- 0		0- 0	
0- 0	0- 0		0- 0		AWAY	0- 0		0- 0		0- 0	
0- 0	0- 0		0- 0		NEUTRAL	0- 0		0- 0		0- 0	

RPI 1-25				RPI 26-50				RPI 51-100				RPI 101+ Team's RPI: 311			
RPI	S	Opponent	Score	RPI	S	Opponent	Score	RPI	S	Opponent	Score	RPI	S	Opponent	Score
												164	A	UNC Asheville	56 69
												182	A	Princeton	57 65
												188	H	William & Mary	76 65
												214	H	Appalachian St.	78 81
												221	A	Elon	72 73
												260	A	Gardner-Webb	49 54
												275	H	High Point	71 62
												346	A	Charleston So.	72 34

LAST 12 Division I GAMES:															
260	A	Gardner-Webb	49 54	221	A	Elon	72 73								
346	A	Charleston So.	72 34	182	A	Princeton	57 65								
				275	H	High Point	71 62								
				188	H	William & Mary	76 65								
				164	A	UNC Asheville	56 69								
				214	H	Appalachian St.	78 81								

Non-Div I Games: Queens (NC) 80 47

Davidson

Average RPI Win: **156**
 Average RPI Loss: **54**

WON-LOST
RECORD

WINNING
PCT. RANK

LAST 10
GAMES

STRENGTH OF
SCHEDULE

OPP. STRENGTH
OF SCHEDULE

TEAM
RPI

ADJ.
RPI

CONF.
RPI

ADJ CONF.
RPI

DIV. I ONLY
DIV. I NON-CONF.

3- 5
3- 5

218
218

1- 0
1- 0

7
7

214
214

83
83

83
83

16
16

16
16

TOTALS

RPI 1-25

RPI 26-50

W-L RECORDS

RPI 51-100

RPI 101-150

RPI 150+

3- 5 0- 1
 3- 1 0- 0
 0- 4 0- 1
 0- 0 0- 0

0- 2
 0- 1
 0- 1
 0- 0

OVERALL
 HOME
 AWAY
 NEUTRAL

1- 1
 1- 0
 0- 1
 0- 0

1- 1
 1- 0
 0- 1
 0- 0

1- 0
 1- 0
 0- 0
 0- 0

3- 5 0- 1
 3- 1 0- 0
 0- 4 0- 1
 0- 0 0- 0

0- 2
 0- 1
 0- 1
 0- 0

NON-CONFERENCE
 HOME
 AWAY
 NEUTRAL

1- 1
 1- 0
 0- 1
 0- 0

1- 1
 1- 0
 0- 1
 0- 0

1- 0
 1- 0
 0- 0
 0- 0

0- 0 0- 0
 0- 0 0- 0
 0- 0 0- 0
 0- 0 0- 0

0- 0
 0- 0
 0- 0
 0- 0

CONFERENCE
 HOME
 AWAY
 NEUTRAL

0- 0
 0- 0
 0- 0
 0- 0

0- 0
 0- 0
 0- 0
 0- 0

0- 0
 0- 0
 0- 0
 0- 0

RPI 1-25

RPI S Opponent Score
 23 **A** Green Bay 35 **51**

RPI 26-50

RPI S Opponent Score
 30 **H** Northeastern 79 **84**
 31 **A** Maryland 71 **82**

RPI 51-100

Team's RPI: 83

RPI S Opponent Score
 74 **H** Toledo 70 49
 84 **A** South Carolina 55 **65**

RPI 101+

RPI S Opponent Score
 101 **A** James Madison 55 **68**
 109 **H** Buffalo 72 59
 286 **H** Colgate 67 58

LAST 12 Division I GAMES:

109 **H** Buffalo 72 59 74 **H** Toledo 70 49
 101 **A** James Madison 55 **68** 30 **H** Northeastern 79 **84**
 84 **A** South Carolina 55 **65** 31 **A** Maryland 71 **82**
 23 **A** Green Bay 35 **51** 286 **H** Colgate 67 58

Dayton

Dayton

Non-Div I Games:

Dayton

Loss, **Non-Conf**, **S Site**, **H Home** **A Away** **N Neutral**

Delaware

Del aware				Through Games Of Dec. 9, 2018							
Average RPI	Win:	270	WON-LOST	WINNING	LAST 10	STRENGTH OF	OPP. STRENGTH	TEAM	ADJ.	CONF.	ADJ CONF.
Average RPI	Loss:	113	RECORD	PCT. RANK	GAMES	SCHEDULE	OF SCHEDULE	RPI	RPI	RPI	RPI
DIV. I ONLY		3- 6	238	1- 0		117	293	204	204	13	13
DIV. I NON-CONF.		3- 6	238	1- 0		117	293	204	204	13	13

TOTALS	RPI 1-25		RPI 26-50		W-L RECORDS	RPI 51-100		RPI 101-150		RPI 150+	
3- 6	0- 0		0- 1		OVERALL	0- 0		0- 3		3- 2	
0- 1	0- 0		0- 1		HOME	0- 0		0- 0		0- 0	
1- 3	0- 0		0- 0		AWAY	0- 0		0- 1		1- 2	
2- 2	0- 0		0- 0		NEUTRAL	0- 0		0- 2		2- 0	
3- 6	0- 0		0- 1		NON-CONFERENCE	0- 0		0- 3		3- 2	
0- 1	0- 0		0- 1		HOME	0- 0		0- 0		0- 0	
1- 3	0- 0		0- 0		AWAY	0- 0		0- 1		1- 2	
2- 2	0- 0		0- 0		NEUTRAL	0- 0		0- 2		2- 0	
0- 0	0- 0		0- 0		CONFERENCE	0- 0		0- 0		0- 0	
0- 0	0- 0		0- 0		HOME	0- 0		0- 0		0- 0	
0- 0	0- 0		0- 0		AWAY	0- 0		0- 0		0- 0	
0- 0	0- 0		0- 0		NEUTRAL	0- 0		0- 0		0- 0	

Delaware

RPI 1-25				RPI 26-50				RPI 51-100				RPI 101+ Team's RPI: 204			
RPI	S	Opponent	Score	RPI	S	Opponent	Score	RPI	S	Opponent	Score	RPI	S	Opponent	Score
				34	H	UCF	60 71					103	A	UNI	67 79
												106	N	Montana St.	60 69
												111	N	Bradley	47 59
												157	A	Boston U.	61 72
												166	A	George Mason	46 72
												192	N	Nicholls St.	71 56
												304	A	Delaware St.	85 77
												313	N	Lafayette	65 47
LAST 12 Division I GAMES:															
				157	A	Boston U.	61 72	313	N	Lafayette	65 47				
				111	N	Bradley	47 59	192	N	Nicholls St.	71 56				
				304	A	Delaware St.	85 77	34	H	UCF	60 71				
				106	N	Montana St.	60 69	166	A	George Mason	46 72				
				103	A	UNI	67 79								

Non-Div I Games:

Del aware

Average RPI	Win:	0	WON-LOST	WINNING	LAST 10	STRENGTH OF	OPP. STRENGTH	TEAM	ADJ.	CONF.	ADJ CONF.
Average RPI	Loss:	130	RECORD	PCT. RANK	GAMES	SCHEDULE	OF SCHEDULE	RPI	RPI	RPI	RPI
DIV. I ONLY		0- 5		327	0- 1	120	157	304	304	32	32
DIV. I NON-CONF.		0- 5		327	0- 1	120	157	304	304	32	32

TOTALS	RPI 1-25		RPI 26-50		W-L RECORDS	RPI 51-100		RPI 101-150		RPI 150+	
0- 5	0- 0		0- 0		OVERALL	0- 2		0- 1		0- 2	
0- 2	0- 0		0- 0		HOME	0- 0		0- 1		0- 1	
0- 3	0- 0		0- 0		AWAY	0- 2		0- 0		0- 1	
0- 0	0- 0		0- 0		NEUTRAL	0- 0		0- 0		0- 0	
0- 5	0- 0		0- 0		NON-CONFERENCE	0- 2		0- 1		0- 2	
0- 2	0- 0		0- 0		HOME	0- 0		0- 1		0- 1	
0- 3	0- 0		0- 0		AWAY	0- 2		0- 0		0- 1	
0- 0	0- 0		0- 0		NEUTRAL	0- 0		0- 0		0- 0	
0- 0	0- 0		0- 0		CONFERENCE	0- 0		0- 0		0- 0	
0- 0	0- 0		0- 0		HOME	0- 0		0- 0		0- 0	
0- 0	0- 0		0- 0		AWAY	0- 0		0- 0		0- 0	
0- 0	0- 0		0- 0		NEUTRAL	0- 0		0- 0		0- 0	

RPI 1-25				RPI 26-50				RPI 51-100				RPI 101+ Team's RPI : 304						
RPI	S	Opponent	Score	RPI	S	Opponent	Score	RPI	S	Opponent	Score	RPI	S	Opponent	Score			
								60	A	Xavi er	59	80	101	H	James Madi son	57	103	
								69	A	St. John' s (NY)	44	82	204	H	Del aware	77	85	
													216	A	Templ e	61	75	

LAST 12 Di vi si on I GAMES:																		
				60	A	Xavi er	59	80	69	A	St. John' s (NY)	44	82	204	H	Del aware	77	85
									101	H	James Madi son	57	103	216	A	Templ e	61	75

Non-Div I Games: Post 65 53 Cheyney 79 59

Del aware St.

D
e
n
v
e
r

Denver			Through Games Of Dec. 9, 2018									
Average RPI	Win:	149	WON-LOST RECORD	WINNING PCT. RANK	LAST 10 GAMES	STRENGTH OF SCHEDULE	OPP. STRENGTH OF SCHEDULE	TEAM RPI	ADJ. RPI	CONF. RPI	ADJ CONF. RPI	
Average RPI	Loss:	39										
DIV. I ONLY			7- 2	51	1- 0	210	13	55	55	12	12	
DIV. I NON-CONF.			7- 2	51	1- 0	210	13	55	55	12	12	

TOTALS		RPI 1-25		RPI 26-50		W-L RECORDS		RPI 51-100		RPI 101-150		RPI 150+
7- 2		0- 0		1- 2		OVERALL		1- 0		2- 0		3- 0
6- 0		0- 0		1- 0		HOME		1- 0		2- 0		2- 0
1- 2		0- 0		0- 2		AWAY		0- 0		0- 0		1- 0
0- 0		0- 0		0- 0		NEUTRAL		0- 0		0- 0		0- 0
7- 2		0- 0		1- 2		NON-CONFERENCE		1- 0		2- 0		3- 0
6- 0		0- 0		1- 0		HOME		1- 0		2- 0		2- 0
1- 2		0- 0		0- 2		AWAY		0- 0		0- 0		1- 0
0- 0		0- 0		0- 0		NEUTRAL		0- 0		0- 0		0- 0
0- 0		0- 0		0- 0		CONFERENCE		0- 0		0- 0		0- 0
0- 0		0- 0		0- 0		HOME		0- 0		0- 0		0- 0
0- 0		0- 0		0- 0		AWAY		0- 0		0- 0		0- 0
0- 0		0- 0		0- 0		NEUTRAL		0- 0		0- 0		0- 0

D
e
n
v
e
r

RPI 1-25				RPI 26-50				RPI 51-100				Team's RPI: 55				RPI 101+			
RPI	S	Opponent	Score	RPI	S	Opponent	Score	RPI	S	Opponent	Score	RPI	S	Opponent	Score	RPI	S	Opponent	Score
				26	H	Lamar University	117 110	66	H	Loyola Marymount	104 75	133	H	American	83 54				
				36	A	Northern Colo.	66 74					150	H	Air Force	92 66				
				42	A	Wyoming	74 78					217	H	UMKC	92 75				
												223	A	Southern Utah	71 70				
												230	H	St. Bonaventure	76 62				
LAST 12 Division I GAMES:																			
				66	H	Loyola Marymount	104 75	223	A	Southern Utah	71 70								
				230	H	St. Bonaventure	76 62	42	A	Wyoming	74 78								
				26	H	Lamar University	117 110	217	H	UMKC	92 75								
				133	H	American	83 54												
				36	A	Northern Colo.	66 74												
				150	H	Air Force	92 66												

Non-Div I Games:

Denver

Average RPI Win: 333 WON-LOST RECORD WINNING PCT. RANK LAST 10 GAMES STRENGTH OF SCHEDULE OPP. STRENGTH OF SCHEDULE TEAM RPI ADJ. RPI CONF. RPI ADJ CONF. RPI

Average RPI Loss: 168

DIV. I ONLY	1- 7	307	0- 1	131	319	282	282	15	15
DIV. I NON-CONF.	1- 7	307	0- 1	131	319	282	282	15	15
TOTALS	RPI 1-25	RPI 26-50	W-L RECORDS	RPI 51-100	RPI 101-150	RPI 150+			
1- 7	0- 0	0- 1	OVERALL	0- 1	0- 1	1- 4			
0- 3	0- 0	0- 0	HOME	0- 0	0- 1	0- 2			
1- 4	0- 0	0- 1	AWAY	0- 1	0- 0	1- 2			
0- 0	0- 0	0- 0	NEUTRAL	0- 0	0- 0	0- 0			
1- 7	0- 0	0- 1	NON-CONFERENCE	0- 1	0- 1	1- 4			
0- 3	0- 0	0- 0	HOME	0- 0	0- 1	0- 2			
1- 4	0- 0	0- 1	AWAY	0- 1	0- 0	1- 2			
0- 0	0- 0	0- 0	NEUTRAL	0- 0	0- 0	0- 0			
0- 0	0- 0	0- 0	CONFERENCE	0- 0	0- 0	0- 0			
0- 0	0- 0	0- 0	HOME	0- 0	0- 0	0- 0			
0- 0	0- 0	0- 0	AWAY	0- 0	0- 0	0- 0			
0- 0	0- 0	0- 0	NEUTRAL	0- 0	0- 0	0- 0			

RPI S Opponent Score	RPI S Opponent Score	RPI S Opponent Score	RPI S Opponent Score
45 A Mi chi gan 62 95	92 A Oh io St. 41 55	112 H Mi ami (OH) 59 78	171 A Loyol a Chi cago 43 52
		174 A Eastern Mi ch. 53 60	263 H Omaha 42 51
		318 H Western Mi ch. 44 54	333 A Manhattan 58 56
LAST 12 Division I GAMES:			
112 H Mi ami (OH) 59 78	318 H Western Mi ch. 44 54	174 A Eastern Mi ch. 53 60	263 H Omaha 42 51
171 A Loyol a Chi cago 43 52	263 H Omaha 42 51	333 A Manhattan 58 56	45 A Mi chi gan 62 95
92 A Oh io St. 41 55	333 A Manhattan 58 56	45 A Mi chi gan 62 95	

Non-Div I Games: Mi ch. -Dearborn 68 60

Detroit Mercy

Average RPI Win: 116

Average RPI Loss: 4

WON-LOST
RECORDWINNING
PCT. RANKLAST 10
GAMESSTRENGTH OF
SCHEDULEOPP. STRENGTH
OF SCHEDULETEAM
RPIADJ.
RPICONF.
RPIADJ CONF.
RPIDIV. I ONLY
DIV. I NON-CONF.7- 2
7- 251
511- 0
1- 038
383
39
99
914
1414
14

TOTALS

RPI 1-25

RPI 26-50

W-L RECORDS

RPI 51-100

RPI 101-150

RPI 150+

7- 2 1- 2

2- 0 1- 0

3- 1 0- 1

2- 1 0- 1

0- 0

0- 0

0- 0

0- 0

OVERALL

2- 0

3- 0

1- 0

HOME

0- 0

1- 0

0- 0

AWAY

0- 0

2- 0

1- 0

NEUTRAL

2- 0

0- 0

0- 0

NON-CONFERENCE

2- 0

3- 0

1- 0

HOME

0- 0

1- 0

0- 0

AWAY

0- 0

2- 0

1- 0

NEUTRAL

2- 0

0- 0

0- 0

CONFERENCE

0- 0

0- 0

0- 0

HOME

0- 0

0- 0

0- 0

AWAY

0- 0

0- 0

0- 0

NEUTRAL

0- 0

0- 0

0- 0

RPI 1-25 Team's RPI: 9

RPI 26-50

RPI 51-100

RPI 101+

RPI	S	Opponent	Score
1	N	Notre Dame	64 82
7	A	South Dakota St.	71 80
18	H	South Dakota	76 64

RPI S Opponent Score

RPI	S	Opponent	Score
84	N	South Carolina	90 85
98	N	Rutgers	69 59

RPI	S	Opponent	Score
110	A	Creighton	85 69
121	A	Nebraska	83 77
128	H	CSUN	73 63
251	A	Western Ill.	98 71

LAST 12 Division I GAMES:

84	N	South Carolina	90	85	110	A	Creighton	85	69
1	N	Notre Dame	64	82	98	N	Rutgers	69	59
7	A	South Dakota St.	71	80	128	H	CSUN	73	63
					18	H	South Dakota	76	64
					251	A	Western Ill.	98	71
					121	A	Nebraska	83	77

D
r
a
k
eD
r
a
k
e

Non-Div I Games:

Clarke

91 43

Drake

Average RPI Win: **264**
 Average RPI Loss: **92**

WON-LOST
RECORD

WINNING
PCT. RANK

LAST 10
GAMES

STRENGTH OF
SCHEDULE

OPP. STRENGTH
OF SCHEDULE

TEAM
RPI

ADJ.
RPI

CONF.
RPI

ADJ CONF.
RPI

DIV. I ONLY	6- 2	68	1- 0	261	201	145	145	13	13
DIV. I NON-CONF.	6- 2	68	1- 0	261	201	145	145	13	13
TOTALS	RPI 1-25	RPI 26-50	W-L RECORDS	RPI 51-100	RPI 101-150	RPI 150+			
6- 2	0- 0	0- 0	OVERALL	1- 1	0- 1	5- 0			
2- 1	0- 0	0- 0	HOME	1- 1	0- 0	1- 0			
3- 0	0- 0	0- 0	AWAY	0- 0	0- 0	3- 0			
1- 1	0- 0	0- 0	NEUTRAL	0- 0	0- 1	1- 0			
6- 2	0- 0	0- 0	NON-CONFERENCE	1- 1	0- 1	5- 0			
2- 1	0- 0	0- 0	HOME	1- 1	0- 0	1- 0			
3- 0	0- 0	0- 0	AWAY	0- 0	0- 0	3- 0			
1- 1	0- 0	0- 0	NEUTRAL	0- 0	0- 1	1- 0			
0- 0	0- 0	0- 0	CONFERENCE	0- 0	0- 0	0- 0			
0- 0	0- 0	0- 0	HOME	0- 0	0- 0	0- 0			
0- 0	0- 0	0- 0	AWAY	0- 0	0- 0	0- 0			
0- 0	0- 0	0- 0	NEUTRAL	0- 0	0- 0	0- 0			

RPI 1-25				RPI 26-50				RPI 51-100				RPI 101+ Team's RPI: 145			
RPI	S	Opponent	Score	RPI	S	Opponent	Score	RPI	S	Opponent	Score	RPI	S	Opponent	Score
								59	H	Bucknell	64 42	108	N	Wright St.	63 71
								76	H	Quinnipiac	52 56	289	N	Siena	51 39
												296	A	Vermont	60 44
												301	H	Saint Joseph's	51 34
												305	A	La Salle	58 43
												333	A	Manhattan	53 39
LAST 12 Division I GAMES:															
				296	A	Vermont	60 44	301	H	Saint Joseph's	51 34				
				108	N	Wright St.	63 71	76	H	Quinnipiac	52 56				
				333	A	Manhattan	53 39								
				305	A	La Salle	58 43								
				289	N	Siena	51 39								
				59	H	Bucknell	64 42								

Non-Div I Games:

Drexel

Average RPI	Win: 173	WON-LOST RECORD	WINNING PCT. RANK	LAST 10 GAMES	STRENGTH OF SCHEDULE	OPP. STRENGTH OF SCHEDULE	TEAM RPI	ADJ. RPI	CONF. RPI	ADJ CONF. RPI
Average RPI	Loss: 67									
DIV. I ONLY		6- 3	98	0- 1	60	126	46	46	1	1
DIV. I NON-CONF.		6- 3	98	0- 1	60	126	46	46	1	1

TOTALS	RPI 1-25		RPI 26-50	W-L RECORDS	RPI 51-100		RPI 101-150		RPI 150+	
6- 3	0- 0		0- 0	OVERALL	1- 3		2- 0		3- 0	
3- 0	0- 0		0- 0	HOME	0- 0		1- 0		2- 0	
2- 1	0- 0		0- 0	AWAY	1- 1		1- 0		0- 0	
1- 2	0- 0		0- 0	NEUTRAL	0- 2		0- 0		1- 0	
6- 3	0- 0		0- 0	NON-CONFERENCE	1- 3		2- 0		3- 0	
3- 0	0- 0		0- 0	HOME	0- 0		1- 0		2- 0	
2- 1	0- 0		0- 0	AWAY	1- 1		1- 0		0- 0	
1- 2	0- 0		0- 0	NEUTRAL	0- 2		0- 0		1- 0	
0- 0	0- 0		0- 0	CONFERENCE	0- 0		0- 0		0- 0	
0- 0	0- 0		0- 0	HOME	0- 0		0- 0		0- 0	
0- 0	0- 0		0- 0	AWAY	0- 0		0- 0		0- 0	
0- 0	0- 0		0- 0	NEUTRAL	0- 0		0- 0		0- 0	

RPI 1-25				RPI 26-50				Team's RPI: 46				RPI 51-100				RPI 101+			
RPI	S	Opponent	Score	RPI	S	Opponent	Score					RPI	S	Opponent	Score	RPI	S	Opponent	Score
												53	A	Maine	66 63	117	H	Marist	64 56
												62	A	Northwestern	58 84	126	A	Wisconsin	60 53
												63	N	Washington	64 71	221	H	Elon	81 64
												77	N	Missouri	54 62	222	H	UNLV	66 38
																297	N	Ball St.	79 62

										LAST 12 Division I GAMES:									
126	A	Wisconsin	60 53	77	N	Missouri	54 62												
63	N	Washington	64 71	297	N	Ball St.	79 62												
221	H	Elon	81 64	222	H	UNLV	66 38												
53	A	Maine	66 63	117	H	Marist	64 56												
62	A	Northwestern	58 84																

Non-Div I Games:

Duke

Average RPI	Win:	171	WON-LOST	WINNING	LAST 10	STRENGTH OF	OPP. STRENGTH	TEAM	ADJ.	CONF.	ADJ CONF.
Average RPI	Loss:	55	RECORD	PCT. RANK	GAMES	SCHEDULE	OF SCHEDULE	RPI	RPI	RPI	RPI
DIV. I ONLY		4- 3		133	1- 0	44		137	28	28	16
DIV. I NON-CONF.		4- 3		133	1- 0	44		137	28	28	16

TOTALS	RPI 1-25		RPI 26-50		W-L RECORDS	RPI 51-100		RPI 101-150		RPI 150+	
4- 3	0- 0		0- 2		OVERALL	0- 1		1- 0		3- 0	
1- 0	0- 0		0- 0		HOME	0- 0		0- 0		1- 0	
3- 3	0- 0		0- 2		AWAY	0- 1		1- 0		2- 0	
0- 0	0- 0		0- 0		NEUTRAL	0- 0		0- 0		0- 0	
4- 3	0- 0		0- 2		NON-CONFERENCE	0- 1		1- 0		3- 0	
1- 0	0- 0		0- 0		HOME	0- 0		0- 0		1- 0	
3- 3	0- 0		0- 2		AWAY	0- 1		1- 0		2- 0	
0- 0	0- 0		0- 0		NEUTRAL	0- 0		0- 0		0- 0	
0- 0	0- 0		0- 0		CONFERENCE	0- 0		0- 0		0- 0	
0- 0	0- 0		0- 0		HOME	0- 0		0- 0		0- 0	
0- 0	0- 0		0- 0		AWAY	0- 0		0- 0		0- 0	
0- 0	0- 0		0- 0		NEUTRAL	0- 0		0- 0		0- 0	

RPI 1-25				RPI 26-50				Team's RPI: 28				RPI 51-100				RPI 101+			
RPI	S	Opponent	Score	RPI	S	Opponent	Score	RPI	S	Opponent	Score	RPI	S	Opponent	Score	RPI	S	Opponent	Score
				43	A	TCU	48 61					74	A	Toledo	52 65	115	A	Penn St.	64 58
				49	A	Texas	41 78									158	H	Mt. St. Mary's	73 64
																165	A	Kent St.	77 72
																244	A	Saint Francis (PA)	93 73

LAST 12 Division I GAMES:																			
				115	A	Penn St.	64 58	165	A	Kent St.	77 72	244	A	Saint Francis (PA)	93 73	74	A	Toledo	52 65
												158	H	Mt. St. Mary's	73 64	49	A	Texas	41 78
												43	A	TCU	48 61				

Non-Div I Games:

Duquesne

Average RPI	Win:	214	WON-LOST	WINNING	LAST 10	STRENGTH OF	OPP. STRENGTH	TEAM	ADJ.	CONF.	ADJ CONF.
Average RPI	Loss:	143	RECORD	PCT. RANK	GAMES	SCHEDULE	OF SCHEDULE	RPI	RPI	RPI	RPI
DIV. I ONLY		1- 10	326	0- 2	96	230	284	284	25	25	
DIV. I NON-CONF.		1- 10	326	0- 2	96	230	284	284	25	25	

TOTALS	RPI 1-25		RPI 26-50		W-L RECORDS	RPI 51-100	RPI 101-150		RPI 150+		
1- 10	0- 0		0- 1		OVERALL	0- 3	0- 2		1- 4		
1- 3	0- 0		0- 0		HOME	0- 0	0- 1		1- 2		
0- 4	0- 0		0- 1		AWAY	0- 1	0- 1		0- 1		
0- 3	0- 0		0- 0		NEUTRAL	0- 2	0- 0		0- 1		
1- 10	0- 0		0- 1		NON-CONFERENCE	0- 3	0- 2		1- 4		
1- 3	0- 0		0- 0		HOME	0- 0	0- 1		1- 2		
0- 4	0- 0		0- 1		AWAY	0- 1	0- 1		0- 1		
0- 3	0- 0		0- 0		NEUTRAL	0- 2	0- 0		0- 1		
0- 0	0- 0		0- 0		CONFERENCE	0- 0	0- 0		0- 0		
0- 0	0- 0		0- 0		HOME	0- 0	0- 0		0- 0		
0- 0	0- 0		0- 0		AWAY	0- 0	0- 0		0- 0		
0- 0	0- 0		0- 0		NEUTRAL	0- 0	0- 0		0- 0		

RPI 1-25				RPI 26-50				RPI 51-100				RPI 101+ Team's RPI: 284			
RPI	S	Opponent	Score	RPI	S	Opponent	Score	RPI	S	Opponent	Score	RPI	S	Opponent	Score
				32	A	Michigan St.	53 75	84	N	South Carolina	55 101	132	H	Houston	77 84
								93	A	Radford	64 79	146	A	South Alabama	74 81
								98	N	Rutgers	44 68	160	N	Western Ky.	68 82
												187	A	Cincinnati	64 77
												202	H	Troy	66 84
												214	H	Appalachian St.	95 64
												300	H	Liberty	86 89
LAST 12 Division I GAMES:															
				98	N	Rutgers	44 68	84	N	South Carolina	55 101				
				160	N	Western Ky.	68 82	202	H	Troy	66 84				
				300	H	Liberty	86 89	93	A	Radford	64 79				
				132	H	Houston	77 84	32	A	Michigan St.	53 75				
				214	H	Appalachian St.	95 64	187	A	Cincinnati	64 77				
				146	A	South Alabama	74 81								

Non-Div I Games:

ETSU

Average RPI Win:	237	WON-LOST	WINNING	LAST 10	STRENGTH OF	OPP. STRENGTH	TEAM	ADJ.	CONF.	ADJ CONF.
Average RPI Loss:	134	RECORD	PCT. RANK	GAMES	SCHEDULE	OF SCHEDULE	RPI	RPI	RPI	RPI
DIV. I ONLY	5- 2	81	0- 1	293	163	172	172	8	8	
DIV. I NON-CONF.	5- 2	81	0- 1	293	163	172	172	8	8	

TOTALS	RPI 1-25	RPI 26-50	W-L RECORDS	RPI 51-100	RPI 101-150	RPI 150+				
5- 2	0- 0	0- 0	OVERALL	1- 1	0- 0	4- 1				
5- 0	0- 0	0- 0	HOME	1- 0	0- 0	4- 0				
0- 2	0- 0	0- 0	AWAY	0- 1	0- 0	0- 1				
0- 0	0- 0	0- 0	NEUTRAL	0- 0	0- 0	0- 0				
5- 2	0- 0	0- 0	NON-CONFERENCE	1- 1	0- 0	4- 1				
5- 0	0- 0	0- 0	HOME	1- 0	0- 0	4- 0				
0- 2	0- 0	0- 0	AWAY	0- 1	0- 0	0- 1				
0- 0	0- 0	0- 0	NEUTRAL	0- 0	0- 0	0- 0				
0- 0	0- 0	0- 0	CONFERENCE	0- 0	0- 0	0- 0				
0- 0	0- 0	0- 0	HOME	0- 0	0- 0	0- 0				
0- 0	0- 0	0- 0	AWAY	0- 0	0- 0	0- 0				
0- 0	0- 0	0- 0	NEUTRAL	0- 0	0- 0	0- 0				

RPI 1-25				RPI 26-50				RPI 51-100				RPI 101+ Team's RPI: 172			
RPI	S	Opponent	Score	RPI	S	Opponent	Score	RPI	S	Opponent	Score	RPI	S	Opponent	Score
								80	A	Charlotte	46 52	168	H	Monmouth	73 67
								96	H	Wake Forest	70 61	188	A	William & Mary	43 63
												245	H	Kennesaw St.	68 56
												332	H	UMES	84 69
												342	H	Grand Canyon	59 47
LAST 12 Division I GAMES:															
				188	A	William & Mary	43 63	80	A	Charlotte	46 52				
				96	H	Wake Forest	70 61								
				245	H	Kennesaw St.	68 56								
				342	H	Grand Canyon	59 47								
				168	H	Monmouth	73 67								
				332	H	UMES	84 69								

Non-Div I Games:

East Carolina

Average RPI Win:	286	WON-LOST	WINNING	LAST 10	STRENGTH OF	OPP. STRENGTH	TEAM	ADJ.	CONF.	ADJ CONF.
Average RPI Loss:	150	RECORD	PCT. RANK	GAMES	SCHEDULE	OF SCHEDULE	RPI	RPI	RPI	RPI
DIV. I ONLY	2- 4	238	0- 1	202	240	228	228	21	21	
DIV. I NON-CONF.	2- 4	238	0- 1	202	240	228	228	21	21	

TOTALS	RPI 1-25	RPI 26-50	W-L RECORDS	RPI 51-100	RPI 101-150	RPI 150+				
2- 4	0- 0	0- 0	OVERALL	0- 1	0- 1	2- 2				
1- 0	0- 0	0- 0	HOME	0- 0	0- 0	1- 0				
0- 4	0- 0	0- 0	AWAY	0- 1	0- 1	0- 2				
1- 0	0- 0	0- 0	NEUTRAL	0- 0	0- 0	1- 0				
2- 4	0- 0	0- 0	NON-CONFERENCE	0- 1	0- 1	2- 2				
1- 0	0- 0	0- 0	HOME	0- 0	0- 0	1- 0				
0- 4	0- 0	0- 0	AWAY	0- 1	0- 1	0- 2				
1- 0	0- 0	0- 0	NEUTRAL	0- 0	0- 0	1- 0				
0- 0	0- 0	0- 0	CONFERENCE	0- 0	0- 0	0- 0				
0- 0	0- 0	0- 0	HOME	0- 0	0- 0	0- 0				
0- 0	0- 0	0- 0	AWAY	0- 0	0- 0	0- 0				
0- 0	0- 0	0- 0	NEUTRAL	0- 0	0- 0	0- 0				

RPI 1-25				RPI 26-50				RPI 51-100				RPI 101+				Team's RPI: 228
RPI	S	Opponent	Score	RPI	S	Opponent	Score	RPI	S	Opponent	Score	RPI	S	Opponent	Score	
								67	A	Butler	37	72				
												111	A	Bradley	64	67
												162	A	Southern Ill.	59	73
												251	N	Western Ill.	64	62
												261	A	Valparaiso	60	62
												320	H	Purdue Fort Wayne	72	63

LAST 12 Division I GAMES:								162	A	Southern Ill.	59	73				
								251	N	Western Ill.	64	62				
								261	A	Valparaiso	60	62				
								111	A	Bradley	64	67				
								320	H	Purdue Fort Wayne	72	63				
								67	A	Butler	37	72				

Non-Div I Games: Lincoln Christian 97 34 Oakland City 102 43

Eastern III.

Average RPI Win:	0	WON-LOST	WINNING	LAST 10	STRENGTH OF	OPP. STRENGTH	TEAM	ADJ.	CONF.	ADJ CONF.
Average RPI Loss:	165	RECORD	PCT. RANK	GAMES	SCHEDULE	OF SCHEDULE	RPI	RPI	RPI	RPI
DIV. I ONLY	0- 8	327	0- 1	21	342	262	262	21	21	
DIV. I NON-CONF.	0- 8	327	0- 1	21	342	262	262	21	21	
<hr/>										
TOTALS	RPI 1-25	RPI 26-50	W-L RECORDS	RPI 51-100	RPI 101-150	RPI 150+				
0- 8	0- 1	0- 0	OVERALL	0- 1	0- 1	0- 5				
0- 2	0- 0	0- 0	HOME	0- 0	0- 0	0- 2				
0- 4	0- 0	0- 0	AWAY	0- 1	0- 1	0- 2				
0- 2	0- 1	0- 0	NEUTRAL	0- 0	0- 0	0- 1				
0- 8	0- 1	0- 0	NON-CONFERENCE	0- 1	0- 1	0- 5				
0- 2	0- 0	0- 0	HOME	0- 0	0- 0	0- 2				
0- 4	0- 0	0- 0	AWAY	0- 1	0- 1	0- 2				
0- 2	0- 1	0- 0	NEUTRAL	0- 0	0- 0	0- 1				
0- 0	0- 0	0- 0	CONFERENCE	0- 0	0- 0	0- 0				
0- 0	0- 0	0- 0	HOME	0- 0	0- 0	0- 0				
0- 0	0- 0	0- 0	AWAY	0- 0	0- 0	0- 0				
0- 0	0- 0	0- 0	NEUTRAL	0- 0	0- 0	0- 0				

RPI 1-25				RPI 26-50				RPI 51-100				RPI 101+ Team's RPI : 262			
RPI	S	Opponent	Score	RPI	S	Opponent	Score	RPI	S	Opponent	Score	RPI	S	Opponent	Score
25	N	Florida St.	45 62					81	A	Ohio	60 100	112	A	Miami (OH)	44 60
												166	H	George Mason	75 91
												189	H	Saint Louis	43 70
												208	N	West Virginia	39 81
												219	A	Akron	54 63
												318	A	Western Mich.	53 64
LAST 12 Division I GAMES:															
208	N	West Virginia	39 81	112	A	Miami (OH)	44 60	189	H	Saint Louis	43 70				
166	H	George Mason	75 91												
219	A	Akron	54 63												
318	A	Western Mich.	53 64												
25	N	Florida St.	45 62												
81	A	Ohio	60 100												

Non-Div I Games: Ky. Christian 90 35

Eastern Ky.

Average RPI	Win:	270	WON-LOST	WINNING	LAST 10	STRENGTH OF	OPP. STRENGTH	TEAM	ADJ.	CONF.	ADJ CONF.
Average RPI	Loss:	73	RECORD	PCT. RANK	GAMES	SCHEDULE	OF SCHEDULE	RPI	RPI	RPI	RPI
DIV. I ONLY		5- 2		81	1- 0	298	127	174	174	10	10
DIV. I NON-CONF.		5- 2		81	1- 0	298	127	174	174	10	10

TOTALS	RPI 1-25		RPI 26-50		W-L RECORDS	RPI 51-100		RPI 101-150		RPI 150+	
5- 2	0- 1		0- 0		OVERALL	0- 0		0- 1		5- 0	
4- 0	0- 0		0- 0		HOME	0- 0		0- 0		4- 0	
1- 1	0- 0		0- 0		AWAY	0- 0		0- 1		1- 0	
0- 1	0- 1		0- 0		NEUTRAL	0- 0		0- 0		0- 0	
5- 2	0- 1		0- 0		NON-CONFERENCE	0- 0		0- 1		5- 0	
4- 0	0- 0		0- 0		HOME	0- 0		0- 0		4- 0	
1- 1	0- 0		0- 0		AWAY	0- 0		0- 1		1- 0	
0- 1	0- 1		0- 0		NEUTRAL	0- 0		0- 0		0- 0	
0- 0	0- 0		0- 0		CONFERENCE	0- 0		0- 0		0- 0	
0- 0	0- 0		0- 0		HOME	0- 0		0- 0		0- 0	
0- 0	0- 0		0- 0		AWAY	0- 0		0- 0		0- 0	
0- 0	0- 0		0- 0		NEUTRAL	0- 0		0- 0		0- 0	

RPI 1-25				RPI 26-50				RPI 51-100				RPI 101+ Team's RPI: 174			
RPI	S	Opponent	Score	RPI	S	Opponent	Score	RPI	S	Opponent	Score	RPI	S	Opponent	Score
8	N	Iowa St.	59 85									137	A	Illinois	66 72
												218	H	UIC	52 38
												254	H	Illinois St.	50 41
												278	H	Cleveland St.	69 63
												282	H	Detroit Mercy	60 53
												320	A	Purdue Fort Wayne	87 72

LAST 12 Division I GAMES:															
8	N	Iowa St.	59 85	320	A	Purdue Fort Wayne	87 72								
254	H	Illinois St.	50 41	282	H	Detroit Mercy	60 53								
278	H	Cleveland St.	69 63	137	A	Illinois	66 72								
				218	H	UIC	52 38								

Non-Div I Games:

Eastern Mich.

Average RPI Win: 0		WON-LOST RECORD		WINNING PCT. RANK		LAST 10 GAMES		STRENGTH OF SCHEDULE		OPP. STRENGTH OF SCHEDULE		TEAM RPI		ADJ. RPI		CONF. RPI		ADJ CONF. RPI	
Average RPI Loss: 129																			
DIV. I ONLY		0- 6		327		0- 1		51		245		281		281		11		11	
DIV. I NON-CONF.		0- 6		327		0- 1		51		245		281		281		11		11	
TOTALS		RPI 1-25		RPI 26-50		W-L RECORDS		RPI 51-100		RPI 101-150		RPI 150+							
0- 6		0- 1		0- 0		OVERALL		0- 2		0- 2		0- 1							
0- 3		0- 1		0- 0		HOME		0- 1		0- 1		0- 0							
0- 3		0- 0		0- 0		AWAY		0- 1		0- 1		0- 1							
0- 0		0- 0		0- 0		NEUTRAL		0- 0		0- 0		0- 0							
0- 6		0- 1		0- 0		NON-CONFERENCE		0- 2		0- 2		0- 1							
0- 3		0- 1		0- 0		HOME		0- 1		0- 1		0- 0							
0- 3		0- 0		0- 0		AWAY		0- 1		0- 1		0- 1							
0- 0		0- 0		0- 0		NEUTRAL		0- 0		0- 0		0- 0							
0- 0		0- 0		0- 0		CONFERENCE		0- 0		0- 0		0- 0							
0- 0		0- 0		0- 0		HOME		0- 0		0- 0		0- 0							
0- 0		0- 0		0- 0		AWAY		0- 0		0- 0		0- 0							
0- 0		0- 0		0- 0		NEUTRAL		0- 0		0- 0		0- 0							

RPI 1-25				RPI 26-50				RPI 51-100				RPI 101+ Team's RPI: 281			
RPI	S	Opponent	Score	RPI	S	Opponent	Score	RPI	S	Opponent	Score	RPI	S	Opponent	Score
16	H	Gonzaga	51 63					88	A	BYU	65 80	118	A	Boise St.	55 67
								99	H	Utah	51 95	140	H	Fresno St.	58 68
												314	A	Cal Poly	55 59

LAST 12 Division I GAMES:															
118	A	Boise St.	55 67	99	H	Utah	51 95	88	A	BYU	65 80	16	H	Gonzaga	51 63
140	H	Fresno St.	58 68												
314	A	Cal Poly	55 59												

Non-Div I Games: Eastern Ore. 66 45

Eastern Wash.

Elon

**E
l
o
n**

Non-Div I Games:	Chowan	88	74
------------------	--------	----	----

Average RPI Win:	325	WON-LOST	WINNING	LAST 10	STRENGTH OF	OPP. STRENGTH	TEAM	ADJ.	CONF.	ADJ CONF.
Average RPI Loss:	258	RECORD	PCT. RANK	GAMES	SCHEDULE	OF SCHEDULE	RPI	RPI	RPI	RPI
DIV. I ONLY	1- 7	307	0- 1	347	296	347	347	14	14	
DIV. I NON-CONF.	1- 7	307	0- 1	347	296	347	347	14	14	

TOTALS	RPI 1-25	RPI 26-50	W-L RECORDS	RPI 51-100	RPI 101-150	RPI 150+				
1- 7	0- 0	0- 0	OVERALL	0- 0	0- 0	1- 7				
0- 4	0- 0	0- 0	HOME	0- 0	0- 0	0- 4				
1- 3	0- 0	0- 0	AWAY	0- 0	0- 0	1- 3				
0- 0	0- 0	0- 0	NEUTRAL	0- 0	0- 0	0- 0				
1- 7	0- 0	0- 0	NON-CONFERENCE	0- 0	0- 0	1- 7				
0- 4	0- 0	0- 0	HOME	0- 0	0- 0	0- 4				
1- 3	0- 0	0- 0	AWAY	0- 0	0- 0	1- 3				
0- 0	0- 0	0- 0	NEUTRAL	0- 0	0- 0	0- 0				
0- 0	0- 0	0- 0	CONFERENCE	0- 0	0- 0	0- 0				
0- 0	0- 0	0- 0	HOME	0- 0	0- 0	0- 0				
0- 0	0- 0	0- 0	AWAY	0- 0	0- 0	0- 0				
0- 0	0- 0	0- 0	NEUTRAL	0- 0	0- 0	0- 0				

RPI 1-25				RPI 26-50				RPI 51-100				RPI 101+ Team's RPI: 347			
RPI	S	Opponent	Score	RPI	S	Opponent	Score	RPI	S	Opponent	Score	RPI	S	Opponent	Score
												198	H	Southeast Mo. St.	50 54
												212	H	SIUE	45 54
												218	H	UIC	54 62
												224	A	Morehead St.	63 85
												310	A	Marshall	65 72
												320	H	Purdue Fort Wayne	66 72
												321	A	Murray St.	53 81
												325	A	Chi cago St.	67 58

LAST 12 Division I GAMES:															
198	H	Southeast Mo. St.	50 54	218	H	UIC	54 62	224	A	Morehead St.	63 85	310	A	Marshall	65 72
321	A	Murray St.	53 81	320	H	Purdue Fort Wayne	66 72	212	H	SIUE	45 54	325	A	Chi cago St.	67 58

Non-Div I Games:

Average RPI Win:	220	WON-LOST	WINNING	LAST 10	STRENGTH OF	OPP. STRENGTH	TEAM	ADJ.	CONF.	ADJ CONF.
Average RPI Loss:	14	RECORD	PCT. RANK	GAMES	SCHEDULE	OF SCHEDULE	RPI	RPI	RPI	RPI
DIV. I ONLY	5- 2	81	1- 0	228	32	87	87	26	26	
DIV. I NON-CONF.	5- 2	81	1- 0	228	32	87	87	26	26	

TOTALS	RPI 1-25	RPI 26-50	W-L RECORDS	RPI 51-100	RPI 101-150	RPI 150+				
5- 2	0- 2	0- 0	OVERALL	0- 0	2- 0	3- 0				
2- 0	0- 0	0- 0	HOME	0- 0	1- 0	1- 0				
2- 1	0- 1	0- 0	AWAY	0- 0	0- 0	2- 0				
1- 1	0- 1	0- 0	NEUTRAL	0- 0	1- 0	0- 0				
5- 2	0- 2	0- 0	NON-CONFERENCE	0- 0	2- 0	3- 0				
2- 0	0- 0	0- 0	HOME	0- 0	1- 0	1- 0				
2- 1	0- 1	0- 0	AWAY	0- 0	0- 0	2- 0				
1- 1	0- 1	0- 0	NEUTRAL	0- 0	1- 0	0- 0				
0- 0	0- 0	0- 0	CONFERENCE	0- 0	0- 0	0- 0				
0- 0	0- 0	0- 0	HOME	0- 0	0- 0	0- 0				
0- 0	0- 0	0- 0	AWAY	0- 0	0- 0	0- 0				
0- 0	0- 0	0- 0	NEUTRAL	0- 0	0- 0	0- 0				

RPI	S	Opponent	Score
7	A	South Dakota St.	62 80
21	N	Stanford	65 88

RPI	S	Opponent	Score
-----	---	----------	-------

RPI	S	Opponent	Score
-----	---	----------	-------

RPI	S	Opponent	Score
132	H	Houston	76 71
133	N	American	90 71
244	A	Saint Francis (PA)	83 69
274	A	Hawaii	73 67
319	H	FIU	100 58

LAST 12 Division I GAMES:

244	A	Saint Francis (PA)	83 69	319	H	FIU	100 58
132	H	Houston	76 71	7	A	South Dakota St.	62 80
133	N	American	90 71				
274	A	Hawaii	73 67				
21	N	Stanford	65 88				

Non-Div I Games: Fla. Memorial 99 68

FGCU

Average RPI Win:	341	WON-LOST	WINNING	LAST 10	STRENGTH OF	OPP. STRENGTH	TEAM	ADJ.	CONF.	ADJ CONF.
Average RPI Loss:	141	RECORD	PCT. RANK	GAMES	SCHEDULE	OF SCHEDULE	RPI	RPI	RPI	RPI
DIV. I ONLY	2- 5	255	0- 1	256	302	319	319	18	18	
DIV. I NON-CONF.	2- 5	255	0- 1	256	302	319	319	18	18	

TOTALS	RPI 1-25	RPI 26-50	W-L RECORDS	RPI 51-100	RPI 101-150	RPI 150+				
2- 5	0- 1	0- 0	OVERALL	0- 1	0- 0	2- 3				
2- 3	0- 1	0- 0	HOME	0- 0	0- 0	2- 2				
0- 2	0- 0	0- 0	AWAY	0- 1	0- 0	0- 1				
0- 0	0- 0	0- 0	NEUTRAL	0- 0	0- 0	0- 0				
2- 5	0- 1	0- 0	NON-CONFERENCE	0- 1	0- 0	2- 3				
2- 3	0- 1	0- 0	HOME	0- 0	0- 0	2- 2				
0- 2	0- 0	0- 0	AWAY	0- 1	0- 0	0- 1				
0- 0	0- 0	0- 0	NEUTRAL	0- 0	0- 0	0- 0				
0- 0	0- 0	0- 0	CONFERENCE	0- 0	0- 0	0- 0				
0- 0	0- 0	0- 0	HOME	0- 0	0- 0	0- 0				
0- 0	0- 0	0- 0	AWAY	0- 0	0- 0	0- 0				
0- 0	0- 0	0- 0	NEUTRAL	0- 0	0- 0	0- 0				

RPI 1-25				RPI 26-50				RPI 51-100				RPI 101+ Team's RPI: 319			
RPI	S	Opponent	Score	RPI	S	Opponent	Score	RPI	S	Opponent	Score	RPI	S	Opponent	Score
14	H	Miami (FL)	43 94					87	A	FGCU	58 100	169	H	Georgia St.	61 67
												190	H	Campbell	54 59
												243	A	Bethune-Cookman	57 68
												339	H	Morgan St.	59 50
												343	H	Florida A&M	77 54

LAST 12 Division I GAMES:															
				87	A	FGCU	58 100	190	H	Campbell	54 59				
				169	H	Georgia St.	61 67	339	H	Morgan St.	59 50				
				14	H	Miami (FL)	43 94	343	H	Florida A&M	77 54				
								243	A	Bethune-Cookman	57 68				

Non-Div I Games: Palm Beach Atl. 63 66

Average RPI Win:	319	WON-LOST	WINNING	LAST 10	STRENGTH OF	OPP. STRENGTH	TEAM	ADJ.	CONF.	ADJ CONF.
Average RPI Loss:	144	RECORD	PCT. RANK	GAMES	SCHEDULE	OF SCHEDULE	RPI	RPI	RPI	RPI
DIV. I ONLY	2- 7	275	0- 1	134	288	259	259	28	28	
DIV. I NON-CONF.	2- 7	275	0- 1	134	288	259	259	28	28	

TOTALS	RPI 1-25	RPI 26-50	W-L RECORDS	RPI 51-100	RPI 101-150	RPI 150+				
2- 7	0- 0	0- 1	OVERALL	0- 2	0- 0	2- 4				
1- 2	0- 0	0- 1	HOME	0- 0	0- 0	1- 1				
1- 3	0- 0	0- 0	AWAY	0- 1	0- 0	1- 2				
0- 2	0- 0	0- 0	NEUTRAL	0- 1	0- 0	0- 1				
2- 7	0- 0	0- 1	NON-CONFERENCE	0- 2	0- 0	2- 4				
1- 2	0- 0	0- 1	HOME	0- 0	0- 0	1- 1				
1- 3	0- 0	0- 0	AWAY	0- 1	0- 0	1- 2				
0- 2	0- 0	0- 0	NEUTRAL	0- 1	0- 0	0- 1				
0- 0	0- 0	0- 0	CONFERENCE	0- 0	0- 0	0- 0				
0- 0	0- 0	0- 0	HOME	0- 0	0- 0	0- 0				
0- 0	0- 0	0- 0	AWAY	0- 0	0- 0	0- 0				
0- 0	0- 0	0- 0	NEUTRAL	0- 0	0- 0	0- 0				

RPI 1-25				RPI 26-50				RPI 51-100				RPI 101+ Team's RPI: 259			
RPI	S	Opponent	Score	RPI	S	Opponent	Score	RPI	S	Opponent	Score	RPI	S	Opponent	Score
				30	H	Northeastern	50 59	59	N	Bucknell	54 77	188	H	William & Mary	54 60
								60	A	Xavier	35 48	206	N	Massachusetts	49 59
												229	A	Brown	49 68
												233	A	Dartmouth	46 59
												288	A	Richmond	58 40
												349	H	LIU Brooklyn	71 43
LAST 12 Division I GAMES:															
233	A	Dartmouth	46 59	206	N	Massachusetts	49 59	229	A	Brown	49 68				
30	H	Northeastern	50 59	59	N	Bucknell	54 77	60	A	Xavier	35 48				
188	H	William & Mary	54 60					349	H	LIU Brooklyn	71 43				
								288	A	Richmond	58 40				

Non-Div I Games:

Fairfield

Average RPI Win:	340	WON-LOST	WINNING	LAST 10	STRENGTH OF	OPP. STRENGTH	TEAM	ADJ.	CONF.	ADJ CONF.
Average RPI Loss:	245	RECORD	PCT. RANK	GAMES	SCHEDULE	OF SCHEDULE	RPI	RPI	RPI	RPI
DIV. I ONLY	1- 7	307	0- 1	254	350	337	337	31	31	
DIV. I NON-CONF.	1- 7	307	0- 1	254	350	337	337	31	31	

TOTALS	RPI 1-25	RPI 26-50	W-L RECORDS	RPI 51-100	RPI 101-150	RPI 150+				
1- 7	0- 0	0- 0	OVERALL	0- 0	0- 2	1- 5				
1- 2	0- 0	0- 0	HOME	0- 0	0- 0	1- 2				
0- 5	0- 0	0- 0	AWAY	0- 0	0- 2	0- 3				
0- 0	0- 0	0- 0	NEUTRAL	0- 0	0- 0	0- 0				
1- 7	0- 0	0- 0	NON-CONFERENCE	0- 0	0- 2	1- 5				
1- 2	0- 0	0- 0	HOME	0- 0	0- 0	1- 2				
0- 5	0- 0	0- 0	AWAY	0- 0	0- 2	0- 3				
0- 0	0- 0	0- 0	NEUTRAL	0- 0	0- 0	0- 0				
0- 0	0- 0	0- 0	CONFERENCE	0- 0	0- 0	0- 0				
0- 0	0- 0	0- 0	HOME	0- 0	0- 0	0- 0				
0- 0	0- 0	0- 0	AWAY	0- 0	0- 0	0- 0				
0- 0	0- 0	0- 0	NEUTRAL	0- 0	0- 0	0- 0				

RPI 1-25				RPI 26-50				RPI 51-100				RPI 101+				Team's RPI: 337
RPI	S	Opponent	Score	RPI	S	Opponent	Score	RPI	S	Opponent	Score	RPI	S	Opponent	Score	
												102	A	Stony Brook	49	63
												150	A	Air Force	37	85
												273	H	Howard	58	79
												286	A	Colgate	52	71
												295	A	Army West Point	40	62
												299	A	Binghamton	54	73
												313	H	Lafayette	57	63
												340	H	NJIT	64	43
LAST 12 Division I GAMES:																
				102	A	Stony Brook	49	63	150	A	Air Force	37	85			
				295	A	Army West Point	40	62	313	H	Lafayette	57	63			
				286	A	Colgate	52	71								
				299	A	Binghamton	54	73								
				273	H	Howard	58	79								
				340	H	NJIT	64	43								

Non-Div I Games: Rutgers-Newark 97 51

Fairleigh Dickinson

Average RPI	Win:	297	WON-LOST	WINNING	LAST 10	STRENGTH OF	OPP. STRENGTH	TEAM	ADJ.	CONF.	ADJ CONF.
Average RPI	Loss:	132	RECORD	PCT. RANK	GAMES	SCHEDULE	OF SCHEDULE	RPI	RPI	RPI	RPI
DIV. I ONLY		3- 5		218	0- 1	177	249	248	248	18	18
DIV. I NON-CONF.		3- 5		218	0- 1	177	249	248	248	18	18

TOTALS	RPI 1-25		RPI 26-50		W-L RECORDS	RPI 51-100		RPI 101-150		RPI 150+	
3- 5	0- 0		0- 1		OVERALL	0- 0		0- 1		3- 3	
2- 3	0- 0		0- 0		HOME	0- 0		0- 1		2- 2	
1- 2	0- 0		0- 1		AWAY	0- 0		0- 0		1- 1	
0- 0	0- 0		0- 0		NEUTRAL	0- 0		0- 0		0- 0	
3- 5	0- 0		0- 1		NON-CONFERENCE	0- 0		0- 1		3- 3	
2- 3	0- 0		0- 0		HOME	0- 0		0- 1		2- 2	
1- 2	0- 0		0- 1		AWAY	0- 0		0- 0		1- 1	
0- 0	0- 0		0- 0		NEUTRAL	0- 0		0- 0		0- 0	
0- 0	0- 0		0- 0		CONFERENCE	0- 0		0- 0		0- 0	
0- 0	0- 0		0- 0		HOME	0- 0		0- 0		0- 0	
0- 0	0- 0		0- 0		AWAY	0- 0		0- 0		0- 0	
0- 0	0- 0		0- 0		NEUTRAL	0- 0		0- 0		0- 0	

RPI 1-25				RPI 26-50				RPI 51-100				RPI 101+ Team's RPI: 248			
RPI	S	Opponent	Score	RPI	S	Opponent	Score	RPI	S	Opponent	Score	RPI	S	Opponent	Score
				29	A	Tulane	45 88					111	H	Bradley	59 80
												169	H	Georgia St.	59 75
												175	A	Little Rock	38 61
												177	H	Hampton	68 72
												288	H	Richmond	69 55
												289	A	Siena	70 66
												313	H	Lafayette	53 49
LAST 12 Division I GAMES:															
288	H	Richmond	69 55	111	H	Bradley	59 80								
175	A	Little Rock	38 61	289	A	Siena	70 66								
169	H	Georgia St.	59 75	29	A	Tulane	45 88								
177	H	Hampton	68 72	313	H	Lafayette	53 49								

Non-Div I Games:

Fla. Atlantic

Average RPI	Win:	259	WON-LOST	WINNING	LAST 10	STRENGTH OF	OPP. STRENGTH	TEAM	ADJ.	CONF.	ADJ CONF.
Average RPI	Loss:	90	RECORD	PCT. RANK	GAMES	SCHEDULE	OF SCHEDULE	RPI	RPI	RPI	RPI
DIV. I ONLY		3- 6		238	1- 0	43		215	200	200	5 5
DIV. I NON-CONF.		3- 6		238	1- 0	43		215	200	200	5 5

TOTALS	RPI 1-25		RPI 26-50		W-L RECORDS	RPI 51-100		RPI 101-150		RPI 150+	
3- 6	0- 2		0- 1		OVERALL	0- 1		0- 1		3- 1	
3- 3	0- 0		0- 1		HOME	0- 1		0- 0		3- 1	
0- 3	0- 2		0- 0		AWAY	0- 0		0- 1		0- 0	
0- 0	0- 0		0- 0		NEUTRAL	0- 0		0- 0		0- 0	
3- 6	0- 2		0- 1		NON-CONFERENCE	0- 1		0- 1		3- 1	
3- 3	0- 0		0- 1		HOME	0- 1		0- 0		3- 1	
0- 3	0- 2		0- 0		AWAY	0- 0		0- 1		0- 0	
0- 0	0- 0		0- 0		NEUTRAL	0- 0		0- 0		0- 0	
0- 0	0- 0		0- 0		CONFERENCE	0- 0		0- 0		0- 0	
0- 0	0- 0		0- 0		HOME	0- 0		0- 0		0- 0	
0- 0	0- 0		0- 0		AWAY	0- 0		0- 0		0- 0	
0- 0	0- 0		0- 0		NEUTRAL	0- 0		0- 0		0- 0	

RPI 1-25				RPI 26-50				RPI 51-100				RPI 101+ Team's RPI: 200			
RPI	S	Opponent	Score	RPI	S	Opponent	Score	RPI	S	Opponent	Score	RPI	S	Opponent	Score
19	A	Indiana	64 83	30	H	Northeastern	66 79	62	H	Northwestern	74 83	143	A	Mercer	82 92
25	A	Florida St.	56 63									191	H	Texas Tech	72 67
												243	H	Bethune-Cookman	64 53
												260	H	Gardner-Webb	58 60
												343	H	Florida A&M	62 38

LAST 12 Division I GAMES:															
343	H	Florida A&M	62 38	191	H	Texas Tech	72 67								
243	H	Bethune-Cookman	64 53	30	H	Northeastern	66 79								
260	H	Gardner-Webb	58 60	19	A	Indiana	64 83								
				62	H	Northwestern	74 83								
				143	A	Mercer	82 92								
				25	A	Florida St.	56 63								

Non-Div I Games:

Florida

Average RPI Win:	0	WON-LOST	WINNING	LAST 10	STRENGTH OF	OPP. STRENGTH	TEAM	ADJ.	CONF.	ADJ CONF.
Average RPI Loss:	213	RECORD	PCT. RANK	GAMES	SCHEDULE	OF SCHEDULE	RPI	RPI	RPI	RPI

DIV. I ONLY	0- 6	327	0- 1	279	259	343	343	32	32
DIV. I NON-CONF.	0- 6	327	0- 1	279	259	343	343	32	32

TOTALS	RPI 1-25	RPI 26-50	W-L RECORDS	RPI 51-100	RPI 101-150	RPI 150+			
0- 6	0- 1	0- 0	OVERALL	0- 0	0- 0	0- 5			
0- 1	0- 0	0- 0	HOME	0- 0	0- 0	0- 1			
0- 4	0- 1	0- 0	AWAY	0- 0	0- 0	0- 3			
0- 1	0- 0	0- 0	NEUTRAL	0- 0	0- 0	0- 1			
0- 6	0- 1	0- 0	NON-CONFERENCE	0- 0	0- 0	0- 5			
0- 1	0- 0	0- 0	HOME	0- 0	0- 0	0- 1			
0- 4	0- 1	0- 0	AWAY	0- 0	0- 0	0- 3			
0- 1	0- 0	0- 0	NEUTRAL	0- 0	0- 0	0- 1			
0- 0	0- 0	0- 0	CONFERENCE	0- 0	0- 0	0- 0			
0- 0	0- 0	0- 0	HOME	0- 0	0- 0	0- 0			
0- 0	0- 0	0- 0	AWAY	0- 0	0- 0	0- 0			
0- 0	0- 0	0- 0	NEUTRAL	0- 0	0- 0	0- 0			

RPI 1-25				RPI 26-50				RPI 51-100				RPI 101+ Team's RPI: 343			
RPI	S	Opponent	Score	RPI	S	Opponent	Score	RPI	S	Opponent	Score	RPI	S	Opponent	Score
12	A	Tennessee	31 96									200	A	Florida	38 62
												240	H	Jacksonville St.	31 62
												241	A	North Florida	53 64
												263	N	Omaha	50 57
												319	A	FIU	54 77

LAST 12 Division I GAMES:															
				263	N	Omaha	50 57	240	H	Jacksonville St.	31 62				
				200	A	Florida	38 62								
				319	A	FIU	54 77								
				12	A	Tennessee	31 96								
				241	A	North Florida	53 64								

Non-Div I Games: Edward Waters 70 64

Florida A&M

Average RPI Win:	166	WON-LOST	WINNING	LAST 10	STRENGTH OF	OPP. STRENGTH	TEAM	ADJ.	CONF.	ADJ CONF.
Average RPI Loss:	37	RECORD	PCT. RANK	GAMES	SCHEDULE	OF SCHEDULE	RPI	RPI	RPI	RPI

DIV. I ONLY	9- 1	19	1- 0	103	72	25	25	1	1
DIV. I NON-CONF.	9- 1	19	1- 0	103	72	25	25	1	1

TOTALS	RPI 1-25	RPI 26-50	W-L RECORDS	RPI 51-100	RPI 101-150	RPI 150+			
9- 1	1- 0	0- 1	OVERALL	1- 0	2- 0	5- 0			
5- 1	0- 0	0- 1	HOME	0- 0	1- 0	4- 0			
2- 0	0- 0	0- 0	AWAY	1- 0	1- 0	0- 0			
2- 0	1- 0	0- 0	NEUTRAL	0- 0	0- 0	1- 0			
9- 1	1- 0	0- 1	NON-CONFERENCE	1- 0	2- 0	5- 0			
5- 1	0- 0	0- 1	HOME	0- 0	1- 0	4- 0			
2- 0	0- 0	0- 0	AWAY	1- 0	1- 0	0- 0			
2- 0	1- 0	0- 0	NEUTRAL	0- 0	0- 0	1- 0			
0- 0	0- 0	0- 0	CONFERENCE	0- 0	0- 0	0- 0			
0- 0	0- 0	0- 0	HOME	0- 0	0- 0	0- 0			
0- 0	0- 0	0- 0	AWAY	0- 0	0- 0	0- 0			
0- 0	0- 0	0- 0	NEUTRAL	0- 0	0- 0	0- 0			

RPI S Opponent Score	RPI S Opponent Score	RPI S Opponent Score	RPI S Opponent Score
24 N Iowa 71 67	37 H LSU 45 58	69 A St. John's (NY) 57 53	115 H Penn St. 87 58
			143 A Mercer 57 56
			200 H Florida 63 56
			202 H Troy 103 67
			237 H Jacksonville 79 46
			241 H North Florida 74 53
			262 N Eastern Ky. 62 45
LAST 12 Division I GAMES:			
37 H LSU 45 58	24 N Iowa 71 67		
237 H Jacksonville 79 46	69 A St. John's (NY) 57 53		
200 H Florida 63 56	143 A Mercer 57 56		
241 H North Florida 74 53	115 H Penn St. 87 58		
202 H Troy 103 67	262 N Eastern Ky. 62 45		

Non-Div I Games:

Florida St.

Average RPI	Win:	222	WON-LOST	WINNING	LAST 10	STRENGTH OF	OPP. STRENGTH	TEAM	ADJ.	CONF.	ADJ CONF.
Average RPI	Loss:	99	RECORD	PCT. RANK	GAMES	SCHEDULE	OF SCHEDULE	RPI	RPI	RPI	RPI
DIV. I ONLY		5- 5		158	0- 1	126	128	154	154	16	16
DIV. I NON-CONF.		5- 5		158	0- 1	126	128	154	154	16	16

TOTALS	RPI 1-25		RPI 26-50		W-L RECORDS	RPI 51-100		RPI 101-150		RPI 150+	
5- 5	0- 0		0- 2		OVERALL	2- 0		0- 2		3- 1	
3- 1	0- 0		0- 0		HOME	1- 0		0- 1		2- 0	
0- 3	0- 0		0- 1		AWAY	0- 0		0- 1		0- 1	
2- 1	0- 0		0- 1		NEUTRAL	1- 0		0- 0		1- 0	
5- 5	0- 0		0- 2		NON-CONFERENCE	2- 0		0- 2		3- 1	
3- 1	0- 0		0- 0		HOME	1- 0		0- 1		2- 0	
0- 3	0- 0		0- 1		AWAY	0- 0		0- 1		0- 1	
2- 1	0- 0		0- 1		NEUTRAL	1- 0		0- 0		1- 0	
0- 0	0- 0		0- 0		CONFERENCE	0- 0		0- 0		0- 0	
0- 0	0- 0		0- 0		HOME	0- 0		0- 0		0- 0	
0- 0	0- 0		0- 0		AWAY	0- 0		0- 0		0- 0	
0- 0	0- 0		0- 0		NEUTRAL	0- 0		0- 0		0- 0	

RPI 1-25				RPI 26-50				RPI 51-100				RPI 101+				Team's RPI: 154			
RPI	S	Opponent	Score	RPI	S	Opponent	Score	RPI	S	Opponent	Score	RPI	S	Opponent	Score				
30	A	Northeastern	54 58	49	N	Texas	54 72	63	N	Washington	65 57	80	H	Charlotte	71 64	115	H	Penn St.	55 72
																129	A	Pittsburgh	62 65
																173	A	Georgetown	38 58
																297	N	Ball St.	78 70
																333	H	Manhattan	65 61
																336	H	Wagner	80 59
LAST 12 Division I GAMES:																			
49	N	Texas	54 72	115	H	Penn St.	55 72	30	A	Northeastern	54 58	336	H	Wagner	80 59	63	N	Washington	65 57
																129	A	Pittsburgh	62 65
																333	H	Manhattan	65 61
																173	A	Georgetown	38 58
																297	N	Ball St.	78 70
																80	H	Charlotte	71 64

Non-Div I Games:

Fordham

Average RPI	Win:	244	WON-LOST	WINNING	LAST 10	STRENGTH OF	OPP. STRENGTH	TEAM	ADJ.	CONF.	ADJ CONF.
Average RPI	Loss:	89	RECORD	PCT. RANK	GAMES	SCHEDULE	OF SCHEDULE	RPI	RPI	RPI	RPI
DIV. I ONLY		4- 3		133	0- 1	208	156	140	140	9	9
DIV. I NON-CONF.		4- 3		133	0- 1	208	156	140	140	9	9

TOTALS	RPI 1-25		RPI 26-50		W-L RECORDS	RPI 51-100		RPI 101-150		RPI 150+	
4- 3	0- 0		0- 1		OVERALL	0- 1		0- 1		4- 0	
3- 0	0- 0		0- 0		HOME	0- 0		0- 0		3- 0	
1- 3	0- 0		0- 1		AWAY	0- 1		0- 1		1- 0	
0- 0	0- 0		0- 0		NEUTRAL	0- 0		0- 0		0- 0	
4- 3	0- 0		0- 1		NON-CONFERENCE	0- 1		0- 1		4- 0	
3- 0	0- 0		0- 0		HOME	0- 0		0- 0		3- 0	
1- 3	0- 0		0- 1		AWAY	0- 1		0- 1		1- 0	
0- 0	0- 0		0- 0		NEUTRAL	0- 0		0- 0		0- 0	
0- 0	0- 0		0- 0		CONFERENCE	0- 0		0- 0		0- 0	
0- 0	0- 0		0- 0		HOME	0- 0		0- 0		0- 0	
0- 0	0- 0		0- 0		AWAY	0- 0		0- 0		0- 0	
0- 0	0- 0		0- 0		NEUTRAL	0- 0		0- 0		0- 0	

RPI 1-25				RPI 26-50				RPI 51-100				RPI 101+ Team's RPI: 140			
RPI	S	Opponent	Score	RPI	S	Opponent	Score	RPI	S	Opponent	Score	RPI	S	Opponent	Score
48	A	UCLA	80 89					79	A	Southern Cal i forn i a	61 62	141	A	Northern Ariz.	73 86
												184	H	Milwaukee	65 48
												195	H	UT Arlington	70 61
												281	A	Eastern Wash.	68 58
												314	H	Cal Poly	76 58
LAST 12 Division I GAMES:															
48	A	UCLA	80 89	195	H	UT Arlington	70 61								
281	A	Eastern Wash.	68 58	184	H	Milwaukee	65 48								
79	A	Southern Cal i forn i a	61 62	314	H	Cal Poly	76 58								
				141	A	Northern Ariz.	73 86								

Non-Div I Games:

Fresno St.

F
u
r
m
a
n

Furman				Through Games Of Dec. 9, 2018									
Average RPI	Win:	263	WON-LOST	WINNING	LAST 10	STRENGTH OF		OPP. STRENGTH	TEAM	ADJ.	CONF.	ADJ	CONF.
Average RPI	Loss:	122	RECORD	PCT. RANK	GAMES	SCHEDULE		OF SCHEDULE	RPI	RPI	RPI	RPI	RPI
DIV. I ONLY			4- 4	158	1- 0	190		204	193	193	25	25	
DIV. I NON-CONF.			4- 4	158	1- 0	190		204	193	193	25	25	

TOTALS		RPI 1-25	RPI 26-50		W-L RECORDS		RPI 51-100		RPI 101-150		RPI 150+		
4- 4		0- 1	0- 0		OVERALL		0- 1		0- 1		4- 1		
3- 1		0- 0	0- 0		HOME		0- 1		0- 0		3- 0		
1- 3		0- 1	0- 0		AWAY		0- 0		0- 1		1- 1		
0- 0		0- 0	0- 0		NEUTRAL		0- 0		0- 0		0- 0		
4- 4		0- 1	0- 0		NON-CONFERENCE		0- 1		0- 1		4- 1		
3- 1		0- 0	0- 0		HOME		0- 1		0- 0		3- 0		
1- 3		0- 1	0- 0		AWAY		0- 0		0- 1		1- 1		
0- 0		0- 0	0- 0		NEUTRAL		0- 0		0- 0		0- 0		
0- 0		0- 0	0- 0		CONFERENCE		0- 0		0- 0		0- 0		
0- 0		0- 0	0- 0		HOME		0- 0		0- 0		0- 0		
0- 0		0- 0	0- 0		AWAY		0- 0		0- 0		0- 0		
0- 0		0- 0	0- 0		NEUTRAL		0- 0		0- 0		0- 0		

F
u
r
m
a
n

RPI 1-25				RPI 26-50				RPI 51-100				RPI 101+ Team's RPI: 193			
RPI	S	Opponent	Score	RPI	S	Opponent	Score	RPI	S	Opponent	Score	RPI	S	Opponent	Score
22	A	Mississippi St.	41 106					71	H	Middle Tenn.	71 78	148	A	Georgia	38 61
												164	H	UNC Asheville	58 47
												245	A	Kennesaw St.	63 74
												260	H	Gardner-Webb	70 57
												306	A	Col. of Charleston	70 67
												323	H	USC Upstate	78 67
LAST 12 Division I GAMES:															
164	H	UNC Asheville	58 47	260	H	Gardner-Webb	70 57								
306	A	Col. of Charleston	70 67	148	A	Georgia	38 61								
22	A	Mississippi St.	41 106												
323	H	USC Upstate	78 67												
245	A	Kennesaw St.	63 74												
71	H	Middle Tenn.	71 78												

Non-Div I Games: Coker 71 42

Furman

Average RPI Win: 296		WON-LOST		WINNING		LAST 10		STRENGTH OF		OPP. STRENGTH		TEAM		ADJ.		CONF.		ADJ CONF.	
Average RPI Loss: 148		RECORD		PCT. RANK		GAMES		SCHEDULE		OF SCHEDULE		RPI		RPI		RPI		RPI	
DIV. I ONLY		2- 5		255		0- 1		161		326		257		257		19		19	
DIV. I NON-CONF.		2- 5		255		0- 1		161		326		257		257		19		19	

TOTALS		RPI 1-25		RPI 26-50		W-L RECORDS		RPI 51-100		RPI 101-150		RPI 150+							
2- 5		0- 0		0- 1		OVERALL		0- 0		0- 2		2- 2							
1- 2		0- 0		0- 0		HOME		0- 0		0- 1		1- 1							
1- 3		0- 0		0- 1		AWAY		0- 0		0- 1		1- 1							
0- 0		0- 0		0- 0		NEUTRAL		0- 0		0- 0		0- 0							
2- 5		0- 0		0- 1		NON-CONFERENCE		0- 0		0- 2		2- 2							
1- 2		0- 0		0- 0		HOME		0- 0		0- 1		1- 1							
1- 3		0- 0		0- 1		AWAY		0- 0		0- 1		1- 1							
0- 0		0- 0		0- 0		NEUTRAL		0- 0		0- 0		0- 0							
0- 0		0- 0		0- 0		CONFERENCE		0- 0		0- 0		0- 0							
0- 0		0- 0		0- 0		HOME		0- 0		0- 0		0- 0							
0- 0		0- 0		0- 0		AWAY		0- 0		0- 0		0- 0							
0- 0		0- 0		0- 0		NEUTRAL		0- 0		0- 0		0- 0							

RPI 1-25				RPI 26-50				RPI 51-100				RPI 101+ Team's RPI: 257			
RPI	S	Opponent	Score	RPI	S	Opponent	Score	RPI	S	Opponent	Score	RPI	S	Opponent	Score
				38	A	Virginia Tech	49 78					102	A	Stony Brook	43 72
												143	H	Mercer	72 79
												211	H	Wofford	65 81
												243	H	Bethune-Cookman	77 76
												245	A	Kennesaw St.	59 78
												348	A	Savannah St.	82 71

LAST 12 Division I GAMES:															
				211	H	Wofford	65 81	245	A	Kennesaw St.	59 78				
								243	H	Bethune-Cookman	77 76				
								102	A	Stony Brook	43 72				
								348	A	Savannah St.	82 71				
								143	H	Mercer	72 79				
								38	A	Virginia Tech	49 78				

Non-Div I Games:

Ga. Southern

■ Loss,
 ■ Non-Conf, S Site,
 ■ Home
 ■ Away
 N Neutral

Average RPI Win: 256		WON-LOST RECORD	WINNING PCT. RANK	LAST 10 GAMES	STRENGTH OF SCHEDULE	OPP. STRENGTH OF SCHEDULE	TEAM RPI	ADJ. RPI	CONF. RPI	ADJ. CONF. RPI
Average RPI Loss: 197										
DIV. I ONLY		2- 4	238	0- 1	196	322	260	260	29	29
DIV. I NON-CONF.		2- 4	238	0- 1	196	322	260	260	29	29
TOTALS		RPI 1-25	RPI 26-50	W-L RECORDS	RPI 51-100	RPI 101-150	RPI 150+			
2- 4	0- 0		0- 0	OVERALL	0- 0	0- 0	2- 4			
1- 2	0- 0		0- 0	HOME	0- 0	0- 0	1- 2			
1- 2	0- 0		0- 0	AWAY	0- 0	0- 0	1- 2			
0- 0	0- 0		0- 0	NEUTRAL	0- 0	0- 0	0- 0			
2- 4	0- 0		0- 0	NON-CONFERENCE	0- 0	0- 0	2- 4			
1- 2	0- 0		0- 0	HOME	0- 0	0- 0	1- 2			
1- 2	0- 0		0- 0	AWAY	0- 0	0- 0	1- 2			
0- 0	0- 0		0- 0	NEUTRAL	0- 0	0- 0	0- 0			
0- 0	0- 0		0- 0	CONFERENCE	0- 0	0- 0	0- 0			
0- 0	0- 0		0- 0	HOME	0- 0	0- 0	0- 0			
0- 0	0- 0		0- 0	AWAY	0- 0	0- 0	0- 0			
0- 0	0- 0		0- 0	NEUTRAL	0- 0	0- 0	0- 0			

RPI 1-25				RPI 26-50				RPI 51-100				RPI 101+ Team's RPI : 260			
RPI	S	Opponent	Score	RPI	S	Opponent	Score	RPI	S	Opponent	Score	RPI	S	Opponent	Score
												158	H	Mt. St. Mary's	62 69
												193	A	Furman	57 70
												200	A	Florida	60 58
												211	A	Wofford	53 59
												224	H	Morehead St.	69 84
												311	H	Davison	54 49
LAST 12 Division I GAMES:															
				193	A	Furman	57 70					200	A	Florida	60 58
				158	H	Mt. St. Mary's	62 69								
				211	A	Wofford	53 59								
				311	H	Davison	54 49								
				224	H	Morehead St.	69 84								

Non-Div I Games:	Pfeiffer	82	46	Warren Wilson	100	37
------------------	----------	----	----	---------------	-----	----

Gardner-Webb

■ Loss, ■ Non-Conf, S Site, H Home A Away N Neutral

Average RPI		Win: 242	WON-LOST	WINNING	LAST 10	STRENGTH OF		OPP. STRENGTH	TEAM	ADJ.	CONF.	ADJ CONF.
Average RPI		Loss: 141	RECORD	PCT. RANK	GAMES	SCHEDULE		OF SCHEDULE	RPI	RPI	RPI	RPI
DIV. I ONLY		6- 4		125	1- 0	290		164	166	166	16	16
DIV. I NON-CONF.		6- 4		125	1- 0	290		164	166	166	16	16

TOTALS		RPI 1-25		RPI 26-50		W-L RECORDS		RPI 51-100	RPI 101-150		RPI 150+	
6- 4		0- 0		0- 0		OVERALL		0- 2	1- 1		5- 1	
3- 0		0- 0		0- 0		HOME		0- 0	0- 0		3- 0	
3- 4		0- 0		0- 0		AWAY		0- 2	1- 1		2- 1	
0- 0		0- 0		0- 0		NEUTRAL		0- 0	0- 0		0- 0	
6- 4		0- 0		0- 0		NON-CONFERENCE		0- 2	1- 1		5- 1	
3- 0		0- 0		0- 0		HOME		0- 0	0- 0		3- 0	
3- 4		0- 0		0- 0		AWAY		0- 2	1- 1		2- 1	
0- 0		0- 0		0- 0		NEUTRAL		0- 0	0- 0		0- 0	
0- 0		0- 0		0- 0		CONFERENCE		0- 0	0- 0		0- 0	
0- 0		0- 0		0- 0		HOME		0- 0	0- 0		0- 0	
0- 0		0- 0		0- 0		AWAY		0- 0	0- 0		0- 0	
0- 0		0- 0		0- 0		NEUTRAL		0- 0	0- 0		0- 0	

RPI 1-25				RPI 26-50				RPI 51-100				RPI 101+ Team's RPI: 166					
RPI	S	Opponent	Score	RPI	S	Opponent	Score	RPI	S	Opponent	Score	RPI	S	Opponent	Score		
								63	A	Washi ngton	52	81	133	A	Ameri can	71	86
								94	A	Kansas	56	77	150	A	Ai r Force	78	71
													204	H	Del aware	72	46
													217	A	UMKC	91	84
													262	A	Eastern Ky.	91	75
													273	A	Howard	59	73
													286	H	Col gate	64	61
													330	H	Loyol a Maryl and	70	38
LAST 12 Di vi si on I GAMES:																	
				94	A	Kansas	56	77	262	A	Eastern Ky.	91	75				
				286	H	Col gate	64	61	204	H	Del aware	72	46				
				133	A	Ameri can	71	86	63	A	Washi ngton	52	81				
				150	A	Ai r Force	78	71	273	A	Howard	59	73				
				330	H	Loyol a Maryl and	70	38	217	A	UMKC	91	84				

Non-Div I Games:

George Mason

Average RPI Win: 199		WON-LOST	WINNING	LAST 10	STRENGTH OF	OPP. STRENGTH	TEAM	ADJ.	CONF.	ADJ CONF.
Average RPI Loss: 99		RECORD	PCT. RANK	GAMES	SCHEDULE	OF SCHEDULE	RPI	RPI	RPI	RPI
DIV. I ONLY		2- 8	288	0- 1	41	145	220	220	16	16
DIV. I NON-CONF.		2- 8	288	0- 1	41	145	220	220	16	16

TOTALS		RPI 1-25		RPI 26-50	W-L RECORDS		RPI 51-100	RPI 101-150	RPI 150+	
2- 8		0- 1		0- 1	OVERALL		0- 3	0- 1	2- 2	
2- 3		0- 0		0- 1	HOME		0- 1	0- 0	2- 1	
0- 3		0- 0		0- 0	AWAY		0- 1	0- 1	0- 1	
0- 2		0- 1		0- 0	NEUTRAL		0- 1	0- 0	0- 0	
2- 8		0- 1		0- 1	NON-CONFERENCE		0- 3	0- 1	2- 2	
2- 3		0- 0		0- 1	HOME		0- 1	0- 0	2- 1	
0- 3		0- 0		0- 0	AWAY		0- 1	0- 1	0- 1	
0- 2		0- 1		0- 0	NEUTRAL		0- 1	0- 0	0- 0	
0- 0		0- 0		0- 0	CONFERENCE		0- 0	0- 0	0- 0	
0- 0		0- 0		0- 0	HOME		0- 0	0- 0	0- 0	
0- 0		0- 0		0- 0	AWAY		0- 0	0- 0	0- 0	
0- 0		0- 0		0- 0	NEUTRAL		0- 0	0- 0	0- 0	

RPI 1-25				RPI 26-50				RPI 51-100				RPI 101+ Team's RPI: 220			
RPI	S	Opponent	Score	RPI	S	Opponent	Score	RPI	S	Opponent	Score	RPI	S	Opponent	Score
4	N	NC State	61 69	31	H	Maryland	30 69	56	H	Villanova	45 60	101	A	James Madison	37 50
								68	N	Georgia Tech	55 70	168	H	Monmouth	51 55
								100	A	South Fla.	30 63	182	H	Princeton	64 49
												215	H	Towson	76 63
												265	A	Iona	43 52
LAST 12 Division I GAMES:															
100	A	South Fla.	30 63	56	H	Villanova	45 60	168	H	Monmouth	51 55	215	H	Towson	76 63
31	H	Maryland	30 69	68	N	Georgia Tech	55 70	4	N	NC State	61 69	68	N	Georgia Tech	55 70
182	H	Princeton	64 49	101	A	James Madison	37 50	265	A	Iona	43 52				

Non-Div I Games:

George Washington

Average RPI Win: 247		WON-LOST	WINNING	LAST 10	STRENGTH OF		OPP. STRENGTH	TEAM	ADJ.	CONF.	ADJ CONF.
Average RPI Loss: 62		RECORD	PCT. RANK	GAMES	SCHEDULE		OF SCHEDULE	RPI	RPI	RPI	RPI
DIV. I ONLY		5- 5	158	0- 1	107		154	173	173	4	4
DIV. I NON-CONF.		5- 5	158	0- 1	107		154	173	173	4	4

TOTALS		RPI 1-25		RPI 26-50	W-L RECORDS		RPI 51-100	RPI 101-150		RPI 150+	
5- 5		0- 2		0- 0	OVERALL		0- 1	1- 2		4- 0	
4- 2		0- 1		0- 0	HOME		0- 1	1- 0		3- 0	
1- 1		0- 0		0- 0	AWAY		0- 0	0- 1		1- 0	
0- 2		0- 1		0- 0	NEUTRAL		0- 0	0- 1		0- 0	
5- 5		0- 2		0- 0	NON-CONFERENCE		0- 1	1- 2		4- 0	
4- 2		0- 1		0- 0	HOME		0- 1	1- 0		3- 0	
1- 1		0- 0		0- 0	AWAY		0- 0	0- 1		1- 0	
0- 2		0- 1		0- 0	NEUTRAL		0- 0	0- 1		0- 0	
0- 0		0- 0		0- 0	CONFERENCE		0- 0	0- 0		0- 0	
0- 0		0- 0		0- 0	HOME		0- 0	0- 0		0- 0	
0- 0		0- 0		0- 0	AWAY		0- 0	0- 0		0- 0	
0- 0		0- 0		0- 0	NEUTRAL		0- 0	0- 0		0- 0	

RPI 1-25				RPI 26-50				RPI 51-100				RPI 101+ Team's RPI: 173			
RPI	S	Opponent	Score	RPI	S	Opponent	Score	RPI	S	Opponent	Score	RPI	S	Opponent	Score
4	H	NC State	65 76					82	H	VCU	45 47	101	A	James Madison	57 69
13	N	Baylor	46 67									109	N	Buffalo	64 73
												129	H	Pittsburgh	70 41
												154	H	Fordham	58 38
												288	A	Richmond	73 53
												330	H	Loyola Maryland	45 30
												332	H	UMES	74 55
LAST 12 Division I GAMES:															
4	H	NC State	65 76	13	N	Baylor	46 67	82	H	VCU	45 47	109	N	Buffalo	64 73
154	H	Fordham	58 38	129	H	Pittsburgh	70 41	101	A	James Madison	57 69	330	H	Loyola Maryland	45 30
288	A	Richmond	73 53	332	H	UMES	74 55								

Non-Div I Games:

Georgetown

Average RPI	Win:	239	WON-LOST	WINNING	LAST 10	STRENGTH OF	OPP. STRENGTH	TEAM	ADJ.	CONF.	ADJ CONF.
Average RPI	Loss:	49	RECORD	PCT. RANK	GAMES	SCHEDULE	OF SCHEDULE	RPI	RPI	RPI	RPI
DIV. I ONLY		6- 3		98	1- 0	227	151	148	148	5	5
DIV. I NON-CONF.		6- 3		98	1- 0	227	151	148	148	5	5

TOTALS	RPI 1-25		RPI 26-50		W-L RECORDS	RPI 51-100		RPI 101-150		RPI 150+	
6- 3	0- 0		0- 2		OVERALL	0- 1		1- 0		5- 0	
5- 0	0- 0		0- 0		HOME	0- 0		1- 0		4- 0	
0- 2	0- 0		0- 1		AWAY	0- 1		0- 0		0- 0	
1- 1	0- 0		0- 1		NEUTRAL	0- 0		0- 0		1- 0	
6- 3	0- 0		0- 2		NON-CONFERENCE	0- 1		1- 0		5- 0	
5- 0	0- 0		0- 0		HOME	0- 0		1- 0		4- 0	
0- 2	0- 0		0- 1		AWAY	0- 1		0- 0		0- 0	
1- 1	0- 0		0- 1		NEUTRAL	0- 0		0- 0		1- 0	
0- 0	0- 0		0- 0		CONFERENCE	0- 0		0- 0		0- 0	
0- 0	0- 0		0- 0		HOME	0- 0		0- 0		0- 0	
0- 0	0- 0		0- 0		AWAY	0- 0		0- 0		0- 0	
0- 0	0- 0		0- 0		NEUTRAL	0- 0		0- 0		0- 0	

RPI 1-25				RPI 26-50				RPI 51-100				RPI 101+ Team's RPI: 148			
RPI	S	Opponent	Score	RPI	S	Opponent	Score	RPI	S	Opponent	Score	RPI	S	Opponent	Score
				31	N	Maryland	51 58	68	A	Georgia Tech	53 63	143	H	Mercer	67 60
				48	A	UCLA	69 80					183	H	Winthrop	85 39
												193	H	Furman	61 38
												230	H	St. Bonaventure	67 40
												339	N	Morgan St.	60 33
												346	H	Charleston So.	83 75

LAST 12 Division I GAMES:															
				193	H	Furman	61 38	68	A	Georgia Tech	53 63				
				346	H	Charleston So.	83 75	48	A	UCLA	69 80				
				143	H	Mercer	67 60	183	H	Winthrop	85 39				
				31	N	Maryland	51 58	230	H	St. Bonaventure	67 40				
				339	N	Morgan St.	60 33								

Non-Div I Games:

Georgia

Average RPI	Win:	301	WON-LOST	WINNING	LAST 10	STRENGTH OF	OPP. STRENGTH	TEAM	ADJ.	CONF.	ADJ CONF.
Average RPI	Loss:	91	RECORD	PCT. RANK	GAMES	SCHEDULE	OF SCHEDULE	RPI	RPI	RPI	RPI
DIV. I ONLY		3- 3		158	0- 1	171	274	169	169	19	19
DIV. I NON-CONF.		3- 3		158	0- 1	171	274	169	169	19	19
<hr/>											
TOTALS	RPI 1-25		RPI 26-50		W-L RECORDS	RPI 51-100		RPI 101-150		RPI 150+	
3- 3	0- 0		0- 0		OVERALL	0- 2		0- 1		3- 0	
1- 1	0- 0		0- 0		HOME	0- 1		0- 0		1- 0	
2- 2	0- 0		0- 0		AWAY	0- 1		0- 1		2- 0	
0- 0	0- 0		0- 0		NEUTRAL	0- 0		0- 0		0- 0	
3- 3	0- 0		0- 0		NON-CONFERENCE	0- 2		0- 1		3- 0	
1- 1	0- 0		0- 0		HOME	0- 1		0- 0		1- 0	
2- 2	0- 0		0- 0		AWAY	0- 1		0- 1		2- 0	
0- 0	0- 0		0- 0		NEUTRAL	0- 0		0- 0		0- 0	
0- 0	0- 0		0- 0		CONFERENCE	0- 0		0- 0		0- 0	
0- 0	0- 0		0- 0		HOME	0- 0		0- 0		0- 0	
0- 0	0- 0		0- 0		AWAY	0- 0		0- 0		0- 0	
0- 0	0- 0		0- 0		NEUTRAL	0- 0		0- 0		0- 0	

RPI 1-25				RPI 26-50				RPI 51-100				RPI 101+				Team's RPI: 169
RPI	S	Opponent	Score	RPI	S	Opponent	Score	RPI	S	Opponent	Score	RPI	S	Opponent	Score	
								68	H	Georgi a Tech	71 78	133	A	Ri ce	49 66	
								71	A	Mi ddl e Tenn.	54 69	248	A	Fla. Atlantic	75 59	
												319	A	FIU	67 61	
												335	H	UNC Greensboro	70 63	
<hr/>																
LAST 12 Division I GAMES:																
133	A	Ri ce	49 66	68	H	Georgi a Tech	71 78									
319	A	FIU	67 61	71	A	Mi ddl e Tenn.	54 69									
248	A	Fla. Atlantic	75 59													
335	H	UNC Greensboro	70 63													

Non-Div I Games:

Georgia St.

Average RPI	Win:	198	WON-LOST	WINNING	LAST 10	STRENGTH OF	OPP. STRENGTH	TEAM	ADJ.	CONF.	ADJ CONF.
Average RPI	Loss:	82	RECORD	PCT. RANK	GAMES	SCHEDULE	OF SCHEDULE	RPI	RPI	RPI	RPI
DIV. I ONLY		7- 2		51	1- 0	218	88	68	68	1	1
DIV. I NON-CONF.		7- 2		51	1- 0	218	88	68	68	1	1

TOTALS	RPI 1-25		RPI 26-50		W-L RECORDS	RPI 51-100		RPI 101-150		RPI 150+	
7- 2	0- 0		0- 1		OVERALL	1- 0		1- 1		5- 0	
4- 0	0- 0		0- 0		HOME	0- 0		1- 0		3- 0	
1- 2	0- 0		0- 1		AWAY	0- 0		0- 1		1- 0	
2- 0	0- 0		0- 0		NEUTRAL	1- 0		0- 0		1- 0	
7- 2	0- 0		0- 1		NON-CONFERENCE	1- 0		1- 1		5- 0	
4- 0	0- 0		0- 0		HOME	0- 0		1- 0		3- 0	
1- 2	0- 0		0- 1		AWAY	0- 0		0- 1		1- 0	
2- 0	0- 0		0- 0		NEUTRAL	1- 0		0- 0		1- 0	
0- 0	0- 0		0- 0		CONFERENCE	0- 0		0- 0		0- 0	
0- 0	0- 0		0- 0		HOME	0- 0		0- 0		0- 0	
0- 0	0- 0		0- 0		AWAY	0- 0		0- 0		0- 0	
0- 0	0- 0		0- 0		NEUTRAL	0- 0		0- 0		0- 0	

RPI	S	Opponent	Score	RPI	S	Opponent	Score	RPI	S	Opponent	Score	RPI	S	Opponent	Score
				31	A	Maryland	54 67					132	A	Houston	89 95
								70	N	Idaho St.	74 51	148	H	Georgia	63 53
												169	A	Georgia St.	78 71
												214	H	Appalachian St.	71 53
												220	N	George Washington	70 55
												239	H	Alabama St.	69 42
												326	H	Western Caro.	84 49

Team's RPI: 68															
LAST 12 Division I GAMES:															
239	H	Alabama St.	69 42	31	A	Maryland	54 67	220	N	George Washington	70 55	148	H	Georgia	63 53
169	A	Georgia St.	78 71	70	N	Idaho St.	74 51	326	H	Western Caro.	84 49	214	H	Appalachian St.	71 53
132	A	Houston	89 95												

Non-Div I Games:

Georgia Tech

Average RPI Win: 137

Average RPI Loss: 1

WON-LOST
RECORDWINNING
PCT. RANKLAST 10
GAMESSTRENGTH OF
SCHEDULEOPP. STRENGTH
OF SCHEDULETEAM
RPIADJ.
RPICONF.
RPIADJ CONF.
RPIDIV. I ONLY
DIV. I NON-CONF.9- 1
9- 119
191- 0
1- 0122
1222
216
1616
167
77
7

TOTALS

RPI 1-25

RPI 26-50

W-L RECORDS

RPI 51-100

RPI 101-150

RPI 150+

9- 1
5- 0
2- 0
2- 11- 1
1- 0
0- 0
0- 10- 0
0- 0
0- 0
0- 0OVERALL
HOME
AWAY
NEUTRAL3- 0
2- 0
0- 0
1- 01- 0
1- 0
0- 0
0- 04- 0
1- 0
2- 0
1- 09- 1
5- 0
2- 0
2- 11- 1
1- 0
0- 0
0- 10- 0
0- 0
0- 0
0- 0NON-CONFERENCE
HOME
AWAY
NEUTRAL3- 0
2- 0
0- 0
1- 01- 0
1- 0
0- 0
0- 04- 0
1- 0
2- 0
1- 00- 0
0- 0
0- 0
0- 00- 0
0- 0
0- 0
0- 00- 0
0- 0
0- 0
0- 0CONFERENCE
HOME
AWAY
NEUTRAL0- 0
0- 0
0- 0
0- 00- 0
0- 0
0- 0
0- 00- 0
0- 0
0- 0
0- 0

RPI	S	Opponent	Score
1	N	Notre Dame	65 81
21	H	Stanford	79 73

RPI	S	Opponent	Score
-----	---	----------	-------

RPI	S	Opponent	Score
58	H	Montana	76 52
70	H	Idaho St.	70 51
98	N	Rutgers	57 40

RPI	S	Opponent	Score
138	H	Colorado St.	50 39
160	N	Western Ky.	76 55
185	H	Washington St.	76 53
222	A	UNLV	70 59
281	A	Eastern Wash.	63 51

LAST 12 Division I GAMES:

160	N	Western Ky.	76 55	1	N	Notre Dame	65 81
98	N	Rutgers	57 40	222	A	UNLV	70 59
185	H	Washington St.	76 53	70	H	Idaho St.	70 51
21	H	Stanford	79 73	281	A	Eastern Wash.	63 51
138	H	Colorado St.	50 39	58	H	Montana	76 52

Non-Div I Games:

Gonzaga

Average RPI Win:	328	WON-LOST	WINNING	LAST 10	STRENGTH OF	OPP. STRENGTH	TEAM	ADJ.	CONF.	ADJ CONF.
Average RPI Loss:	130	RECORD	PCT. RANK	GAMES	SCHEDULE	OF SCHEDULE	RPI	RPI	RPI	RPI
DIV. I ONLY	1- 5	295	0- 1	85	251	250	250	27	27	
DIV. I NON-CONF.	1- 5	295	0- 1	85	251	250	250	27	27	

TOTALS	RPI 1-25	RPI 26-50	W-L RECORDS	RPI 51-100	RPI 101-150	RPI 150+				
1- 5	0- 0	0- 1	OVERALL	0- 2	0- 0	1- 2				
1- 0	0- 0	0- 0	HOME	0- 0	0- 0	1- 0				
0- 5	0- 0	0- 1	AWAY	0- 2	0- 0	0- 2				
0- 0	0- 0	0- 0	NEUTRAL	0- 0	0- 0	0- 0				
1- 5	0- 0	0- 1	NON-CONFERENCE	0- 2	0- 0	1- 2				
1- 0	0- 0	0- 0	HOME	0- 0	0- 0	1- 0				
0- 5	0- 0	0- 1	AWAY	0- 2	0- 0	0- 2				
0- 0	0- 0	0- 0	NEUTRAL	0- 0	0- 0	0- 0				
0- 0	0- 0	0- 0	CONFERENCE	0- 0	0- 0	0- 0				
0- 0	0- 0	0- 0	HOME	0- 0	0- 0	0- 0				
0- 0	0- 0	0- 0	AWAY	0- 0	0- 0	0- 0				
0- 0	0- 0	0- 0	NEUTRAL	0- 0	0- 0	0- 0				

RPI 1-25				RPI 26-50				RPI 51-100				RPI 101+ Team's RPI: 250			
RPI	S	Opponent	Score	RPI	S	Opponent	Score	RPI	S	Opponent	Score	RPI	S	Opponent	Score
				41	A	Auburn	48 97	72	A	Al abama	55 73	195	A	UT Arl ington	54 78
								94	A	Kansas	45 76	246	A	Southern Mi ss.	47 68
												328	H	McNeese	75 51
LAST 12 Division I GAMES:															
				72	A	Al abama	55 73	94	A	Kansas	45 76				
				195	A	UT Arl ington	54 78								
				246	A	Southern Mi ss.	47 68								
				328	H	McNeese	75 51								
				41	A	Auburn	48 97								

Non-Div I Games:

Grambling

Grand Canyon

Through Games Of Dec. 9, 2018

Average RPI Win: 321

Average RPI Loss: 171

WON-LOST
RECORDWINNING
PCT. RANKLAST 10
GAMESSTRENGTH OF
SCHEDULEOPP. STRENGTH
OF SCHEDULETEAM
RPIADJ.
RPICONF.
RPIADJ CONF.
RPIDIV. I ONLY
DIV. I NON-CONF.2- 5
2- 5255
2550- 1
0- 1338
338193
193342
342342
34230
3030
30

TOTALS

RPI 1-25

RPI 26-50

W-L RECORDS

RPI 51-100

RPI 101-150

RPI 150+

2- 5

0- 0

0- 0

OVERALL

0- 1

0- 1

2- 3

2- 2

0- 0

0- 0

HOME

0- 1

0- 1

2- 0

0- 3

0- 0

0- 0

AWAY

0- 0

0- 0

0- 3

0- 0

0- 0

0- 0

NEUTRAL

0- 0

0- 0

0- 0

2- 5

0- 0

0- 0

NON-CONFERENCE

0- 1

0- 1

2- 3

2- 2

0- 0

0- 0

HOME

0- 1

0- 1

2- 0

0- 3

0- 0

0- 0

AWAY

0- 0

0- 0

0- 3

0- 0

0- 0

0- 0

NEUTRAL

0- 0

0- 0

0- 0

0- 0

0- 0

0- 0

CONFERENCE

0- 0

0- 0

0- 0

0- 0

0- 0

0- 0

HOME

0- 0

0- 0

0- 0

0- 0

0- 0

0- 0

AWAY

0- 0

0- 0

0- 0

0- 0

0- 0

0- 0

NEUTRAL

0- 0

0- 0

0- 0

RPI 1-25

RPI 26-50

RPI 51-100

RPI 101+

Team's RPI: 342

RPI S Opponent Score

RPI S Opponent Score

RPI S Opponent Score

RPI S Opponent Score

58 H Montana 47 69

125 H Indiana St. 81 88

172 A East Carolina 47 59

196 A UNCW 55 77

292 H Incarnate Word 74 63

302 A UC Santa Barbara 55 66

349 H LIU Brooklyn 65 62

LAST 12 Division I GAMES:

58 H Montana 47 69

302 A UC Santa Barbara 55 66

349 H LIU Brooklyn 65 62

125 H Indiana St. 81 88

196 A UNCW 55 77

172 A East Carolina 47 59

292 H Incarnate Word 74 63

Non-Div I Games:

Grand Canyon

Loss, Non-Conf, S Site, H Home A Away N Neutral

Average RPI Win:	85	WON-LOST	WINNING	LAST 10	STRENGTH OF	OPP. STRENGTH	TEAM	ADJ.	CONF.	ADJ CONF.
Average RPI Loss:	32	RECORD	PCT. RANK	GAMES	SCHEDULE	OF SCHEDULE	RPI	RPI	RPI	RPI
DIV. I ONLY	4- 4	158	1- 0	8	22	23	23	15	15	
DIV. I NON-CONF.	4- 4	158	1- 0	8	22	23	23	15	15	

TOTALS	RPI 1-25	RPI 26-50	W-L RECORDS	RPI 51-100	RPI 101-150	RPI 150+				
4- 4	0- 2	0- 1	OVERALL	3- 1	1- 0	0- 0				
3- 1	0- 0	0- 0	HOME	2- 1	1- 0	0- 0				
1- 3	0- 2	0- 1	AWAY	1- 0	0- 0	0- 0				
0- 0	0- 0	0- 0	NEUTRAL	0- 0	0- 0	0- 0				
4- 4	0- 2	0- 1	NON-CONFERENCE	3- 1	1- 0	0- 0				
3- 1	0- 0	0- 0	HOME	2- 1	1- 0	0- 0				
1- 3	0- 2	0- 1	AWAY	1- 0	0- 0	0- 0				
0- 0	0- 0	0- 0	NEUTRAL	0- 0	0- 0	0- 0				
0- 0	0- 0	0- 0	CONFERENCE	0- 0	0- 0	0- 0				
0- 0	0- 0	0- 0	HOME	0- 0	0- 0	0- 0				
0- 0	0- 0	0- 0	AWAY	0- 0	0- 0	0- 0				
0- 0	0- 0	0- 0	NEUTRAL	0- 0	0- 0	0- 0				

RPI	S	Opponent	Score	RPI	S	Opponent	Score	RPI	S	Opponent	Score	RPI	S	Opponent	Score
7	A	South Dakota St.	47 77	40	A	DePaul	64 73	53	H	Maine	70 39	126	H	Wisconsin	55 46
18	A	South Dakota	49 55					62	H	Northwestern	55 57				
								77	A	Missouri	56 49				
								83	H	Dayton	51 35				

LAST 12 Division I GAMES:															
126	H	Wisconsin	55 46	40	A	DePaul	64 73								
18	A	South Dakota	49 55	62	H	Northwestern	55 57								
7	A	South Dakota St.	47 77												
83	H	Dayton	51 35												
53	H	Maine	70 39												
77	A	Missouri	56 49												

Non-Div I Games:

Green Bay

Average RPI Win: 204
Average RPI Loss: 105

WON-LOST
RECORD

WINNING
PCT. RANK

LAST 10
GAMES

STRENGTH OF
SCHEDULE

OPP. STRENGTH
OF SCHEDULE

TEAM
RPI

ADJ.
RPI

CONF.
RPI

ADJ CONF.
RPI

DIV. I ONLY
DIV. I NON-CONF.

3- 3
3- 3

158
158

0- 1
0- 1

156
156

75
75

177
177

177
177

29
29

29
29

TOTALS

RPI 1-25

RPI 26-50

W-L RECORDS

RPI 51-100

RPI 101-150

RPI 150+

3- 3 0- 1
2- 2 0- 0
1- 1 0- 1
0- 0 0- 0

0- 0
0- 0
0- 0
0- 0

OVERALL
HOME
AWAY
NEUTRAL

0- 1
0- 1
0- 0
0- 0

1- 0
1- 0
0- 0
0- 0

2- 1
1- 1
1- 0
0- 0

3- 3 0- 1
2- 2 0- 0
1- 1 0- 1
0- 0 0- 0

0- 0
0- 0
0- 0
0- 0

NON-CONFERENCE
HOME
AWAY
NEUTRAL

0- 1
0- 1
0- 0
0- 0

1- 0
1- 0
0- 0
0- 0

2- 1
1- 1
1- 0
0- 0

0- 0 0- 0
0- 0 0- 0
0- 0 0- 0
0- 0 0- 0

0- 0
0- 0
0- 0
0- 0

CONFERENCE
HOME
AWAY
NEUTRAL

0- 0
0- 0
0- 0
0- 0

0- 0
0- 0
0- 0
0- 0

0- 0
0- 0
0- 0
0- 0

RPI 1-25

RPI S Opponent Score
4 A NC State 51 83

RPI 26-50

RPI S Opponent Score

RPI 51-100

RPI S Opponent Score
90 H Chattanooga 50 58

RPI 101+

Team's RPI: 177

RPI S Opponent Score
101 H James Madison 72 65
221 H Elon 62 77
248 A Fla. Atlantic 72 68
264 H Samford 64 57

LAST 12 Division I GAMES:

90 H Chattanooga 50 58 4 A NC State 51 83
248 A Fla. Atlantic 72 68 221 H Elon 62 77
264 H Samford 64 57
101 H James Madison 72 65

Hampton

Hampton

Non-Div I Games:

Hampton

Loss, Non-Conf, S Site, H Home A Away N Neutral

Average RPI	Win:	240	WON-LOST	WINNING	LAST 10	STRENGTH OF	OPP. STRENGTH	TEAM	ADJ.	CONF.	ADJ CONF.
Average RPI	Loss:	58	RECORD	PCT. RANK	GAMES	SCHEDULE	OF SCHEDULE	RPI	RPI	RPI	RPI
DIV. I ONLY		4- 5		192	0- 1	77	132	156	156	24	24
DIV. I NON-CONF.		4- 5		192	0- 1	77	132	156	156	24	24

TOTALS	RPI 1-25		RPI 26-50		W-L RECORDS	RPI 51-100		RPI 101-150		RPI 150+	
4- 5	0- 2		0- 0		OVERALL	0- 2		0- 0		4- 1	
4- 0	0- 0		0- 0		HOME	0- 0		0- 0		4- 0	
0- 3	0- 1		0- 0		AWAY	0- 2		0- 0		0- 0	
0- 2	0- 1		0- 0		NEUTRAL	0- 0		0- 0		0- 1	
4- 5	0- 2		0- 0		NON-CONFERENCE	0- 2		0- 0		4- 1	
4- 0	0- 0		0- 0		HOME	0- 0		0- 0		4- 0	
0- 3	0- 1		0- 0		AWAY	0- 2		0- 0		0- 0	
0- 2	0- 1		0- 0		NEUTRAL	0- 0		0- 0		0- 1	
0- 0	0- 0		0- 0		CONFERENCE	0- 0		0- 0		0- 0	
0- 0	0- 0		0- 0		HOME	0- 0		0- 0		0- 0	
0- 0	0- 0		0- 0		AWAY	0- 0		0- 0		0- 0	
0- 0	0- 0		0- 0		NEUTRAL	0- 0		0- 0		0- 0	

RPI 1-25				RPI 26-50				RPI 51-100				RPI 101+ Team's RPI: 156			
RPI	S	Opponent	Score	RPI	S	Opponent	Score	RPI	S	Opponent	Score	RPI	S	Opponent	Score
5	N	Louisville	69 86					51	A	New Mexico	65 72	162	N	Southern Ill.	50 72
14	A	Miami (FL)	62 75					56	A	Villanova	41 59	163	H	Harvard	73 60
												188	H	William & Mary	50 45
												268	H	Bryant	67 57
												339	H	Morgan St.	80 59

LAST 12 Division I GAMES:															
51	A	New Mexico	65 72	5	N	Louisville	69 86	162	N	Southern Ill.	50 72				
14	A	Miami (FL)	62 75	163	H	Harvard	73 60	339	H	Morgan St.	80 59				
268	H	Bryant	67 57	56	A	Villanova	41 59								
188	H	William & Mary	50 45												

Non-Div I Games:

Hartford

Average RPI	Win: 241	WON-LOST RECORD	WINNING PCT. RANK	LAST 10 GAMES	STRENGTH OF SCHEDULE	OPP. STRENGTH OF SCHEDULE	TEAM RPI	ADJ. RPI	CONF. RPI	ADJ CONF. RPI
Average RPI	Loss: 75									
DIV. I ONLY		4- 6	207	1- 0	137	54	163	163	17	17
DIV. I NON-CONF.		4- 6	207	1- 0	137	54	163	163	17	17

TOTALS	RPI 1-25		RPI 26-50		W-L RECORDS		RPI 51-100		RPI 101-150	RPI 150+
4- 6	0- 1		0- 0		OVERALL		0- 4		1- 0	3- 1
1- 3	0- 0		0- 0		HOME		0- 3		0- 0	1- 0
2- 3	0- 1		0- 0		AWAY		0- 1		1- 0	1- 1
1- 0	0- 0		0- 0		NEUTRAL		0- 0		0- 0	1- 0
4- 6	0- 1		0- 0		NON-CONFERENCE		0- 4		1- 0	3- 1
1- 3	0- 0		0- 0		HOME		0- 3		0- 0	1- 0
2- 3	0- 1		0- 0		AWAY		0- 1		1- 0	1- 1
1- 0	0- 0		0- 0		NEUTRAL		0- 0		0- 0	1- 0
0- 0	0- 0		0- 0		CONFERENCE		0- 0		0- 0	0- 0
0- 0	0- 0		0- 0		HOME		0- 0		0- 0	0- 0
0- 0	0- 0		0- 0		AWAY		0- 0		0- 0	0- 0
0- 0	0- 0		0- 0		NEUTRAL		0- 0		0- 0	0- 0

RPI 1-25				RPI 26-50				RPI 51-100				RPI 101+ Team's RPI: 163			
RPI	S	Opponent	Score	RPI	S	Opponent	Score	RPI	S	Opponent	Score	RPI	S	Opponent	Score
1	A	Notre Dame	58 103					53	H	Maine	60 67	128	A	CSUN	75 55
								65	A	Purdue	65 66	156	A	Hartford	60 73
								76	H	Quinnipiac	67 72	240	N	Jacksonville St.	69 62
								98	H	Rutgers	49 60	289	A	Siena	73 54
												305	H	La Salle	88 43

LAST 12 Division I GAMES:															
				98	H	Rutgers	49 60	128	A	CSUN	75 55				
				53	H	Maine	60 67	305	H	La Salle	88 43				
				76	H	Quinnipiac	67 72	65	A	Purdue	65 66				
				240	N	Jacksonville St.	69 62	1	A	Notre Dame	58 103				
				156	A	Hartford	60 73								
				289	A	Siena	73 54								

Non-Div I Games:

Harvard

Average RPI Win: 227
Average RPI Loss: 103

WON-LOST
RECORD

WINNING
PCT. RANK

LAST 10
GAMES

STRENGTH OF
SCHEDULE

OPP. STRENGTH
OF SCHEDULE

TEAM
RPI

ADJ.
RPI

CONF.
RPI

ADJ CONF.
RPI

DIV. I ONLY
DIV. I NON-CONF.

2- 7
2- 7

275
275

0- 0
0- 0

140
140

122
122

274
274

274
274

22
22

22
22

TOTALS

RPI 1-25

RPI 26-50

W-L RECORDS

RPI 51-100

RPI 101-150

RPI 150+

2- 7
2- 5
0- 2
0- 0

0- 1
0- 1
0- 0
0- 0

0- 0
0- 0
0- 0
0- 0

OVERALL
HOME
AWAY
NEUTRAL

0- 2
0- 2
0- 0
0- 0

0- 3
0- 2
0- 1
0- 0

2- 1
2- 0
0- 1
0- 0

2- 7
2- 5
0- 2
0- 0

0- 1
0- 1
0- 0
0- 0

0- 0
0- 0
0- 0
0- 0

NON-CONFERENCE
HOME
AWAY
NEUTRAL

0- 2
0- 2
0- 0
0- 0

0- 3
0- 2
0- 1
0- 0

2- 1
2- 0
0- 1
0- 0

0- 0
0- 0
0- 0
0- 0

0- 0
0- 0
0- 0
0- 0

0- 0
0- 0
0- 0
0- 0

CONFERENCE
HOME
AWAY
NEUTRAL

0- 0
0- 0
0- 0
0- 0

0- 0
0- 0
0- 0
0- 0

0- 0
0- 0
0- 0
0- 0

RPI 1-25

RPI 26-50

RPI 51-100

RPI 101+

Team's RPI: 274

RPI S Opponent Score
21 H Stanford 59 81

RPI S Opponent Score

RPI S Opponent Score
61 H Portland 65 72
87 H FGCU 67 73

RPI S Opponent Score
130 A San Diego 50 58
133 H American 57 69
139 H Pepperdi ne 64 65
153 A San Diego St. 57 58
201 H Idaho 69 61
252 H Seattle U 67 51

LAST 12 Division I GAMES:

133 H American 57 69 201 H Idaho 69 61
252 H Seattle U 67 51 21 H Stanford 59 81
61 H Portland 65 72 87 H FGCU 67 73
130 A San Diego 50 58
153 A San Diego St. 57 58
139 H Pepperdi ne 64 65

Hawai i

Hawai i

Non-Div I Games: Hawai i Paci fic 66 51

Hawai i

Loss, Non-Conf, S Site, H Home A Away N Neutral

Average RPI Win: 340		WON-LOST	WINNING	LAST 10	STRENGTH OF		OPP. STRENGTH	TEAM	ADJ.	CONF.	ADJ CONF.
Average RPI Loss: 121		RECORD	PCT. RANK	GAMES	SCHEDULE		OF SCHEDULE	RPI	RPI	RPI	RPI
DIV. I ONLY		2- 4	238	0- 1	241		280	275	275	29	29
DIV. I NON-CONF.		2- 4	238	0- 1	241		280	275	275	29	29

TOTALS		RPI 1-25		RPI 26-50	W-L RECORDS		RPI 51-100	RPI 101-150		RPI 150+	
2- 4		0- 1		0- 1	OVERALL		0- 0	0- 1		2- 1	
2- 0		0- 0		0- 0	HOME		0- 0	0- 0		2- 0	
0- 4		0- 1		0- 1	AWAY		0- 0	0- 1		0- 1	
0- 0		0- 0		0- 0	NEUTRAL		0- 0	0- 0		0- 0	
2- 4		0- 1		0- 1	NON-CONFERENCE		0- 0	0- 1		2- 1	
2- 0		0- 0		0- 0	HOME		0- 0	0- 0		2- 0	
0- 4		0- 1		0- 1	AWAY		0- 0	0- 1		0- 1	
0- 0		0- 0		0- 0	NEUTRAL		0- 0	0- 0		0- 0	
0- 0		0- 0		0- 0	CONFERENCE		0- 0	0- 0		0- 0	
0- 0		0- 0		0- 0	HOME		0- 0	0- 0		0- 0	
0- 0		0- 0		0- 0	AWAY		0- 0	0- 0		0- 0	
0- 0		0- 0		0- 0	NEUTRAL		0- 0	0- 0		0- 0	

RPI 1-25				RPI 26-50				RPI 51-100				RPI 101+ Team's RPI: 275			
RPI	S	Opponent	Score	RPI	S	Opponent	Score	RPI	S	Opponent	Score	RPI	S	Opponent	Score
15	A	Kentucky	49 71	47	A	Clemson	64 83					112	A	Miami (OH)	55 68
												311	A	Davidson	62 71
												335	H	UNC Greensboro	82 75
												345	H	N.C. Central	80 69
LAST 12 Division I GAMES:															
								47	A	Clemson	64 83				
								335	H	UNC Greensboro	82 75				
								311	A	Davidson	62 71				
								112	A	Miami (OH)	55 68				
								15	A	Kentucky	49 71				
								345	H	N.C. Central	80 69				

Non-Div I Games: Greensboro 102 50 Mars Hill 86 36

High Point

Hofstra				Through Games Of Dec. 9, 2018							
Average RPI Win:		250	WON-LOST RECORD	WINNING PCT. RANK	LAST 10 GAMES	STRENGTH OF SCHEDULE	OPP. STRENGTH OF SCHEDULE	TEAM RPI	ADJ. RPI	CONF. RPI	ADJ CONF. RPI
Average RPI Loss:		169									
DIV. I ONLY			4- 6	207	1- 0	274	183	253	253	13	13
DIV. I NON-CONF.			4- 6	207	1- 0	274	183	253	253	13	13

TOTALS		RPI 1-25	RPI 26-50		W-L RECORDS		RPI 51-100	RPI 101-150	RPI 150+		
4- 6	0- 0	0- 0		OVERALL		0- 0	0- 3	4- 3			
1- 2	0- 0	0- 0		HOME		0- 0	0- 0	1- 2			
2- 2	0- 0	0- 0		AWAY		0- 0	0- 1	2- 1			
1- 2	0- 0	0- 0		NEUTRAL		0- 0	0- 2	1- 0			
4- 6	0- 0	0- 0		NON-CONFERENCE		0- 0	0- 3	4- 3			
1- 2	0- 0	0- 0		HOME		0- 0	0- 0	1- 2			
2- 2	0- 0	0- 0		AWAY		0- 0	0- 1	2- 1			
1- 2	0- 0	0- 0		NEUTRAL		0- 0	0- 2	1- 0			
0- 0	0- 0	0- 0		CONFERENCE		0- 0	0- 0	0- 0			
0- 0	0- 0	0- 0		HOME		0- 0	0- 0	0- 0			
0- 0	0- 0	0- 0		AWAY		0- 0	0- 0	0- 0			
0- 0	0- 0	0- 0		NEUTRAL		0- 0	0- 0	0- 0			
RPI 1-25		RPI 26-50		RPI 51-100		RPI 101+		Team's RPI: 253			
RPI	S	Opponent	Score	RPI	S	Opponent	Score	RPI	S	Opponent	Score
								102	A	Stony Brook	49 77
								108	N	Wright St.	64 93
								117	N	Marist	57 71
								197	A	Holy Cross	66 72
								210	H	Sacred Heart	64 70
								230	A	St. Bonaventure	67 59
								231	N	Stetson	53 50
								265	H	Iona	74 49
								272	A	UMBC	45 42
								279	H	Col umbi a	63 65

LAST 12 Division I GAMES:											
272	A	UMBC	45 42	230	A	St. Bonaventure	67 59				
197	A	Holy Cross	66 72	102	A	Stony Brook	49 77				
210	H	Sacred Heart	64 70	279	H	Col umbi a	63 65				
231	N	Stetson	53 50	265	H	Iona	74 49				
117	N	Marist	57 71								
108	N	Wright St.	64 93								

Non-Div I Games:

Average RPI Loss: 200

DIV. I ONLY	6- 3	98	0- 1	286	249	197	197	20	20
DIV. I NON-CONF.	6- 3	98	0- 1	286	249	197	197	20	20
TOTALS	RPI 1-25	RPI 26-50	W-L RECORDS	RPI 51-100	RPI 101-150	RPI 150+			
6- 3	0- 0	0- 0	OVERALL	0- 0	1- 1	5- 2			
4- 1	0- 0	0- 0	HOME	0- 0	1- 0	3- 1			
2- 2	0- 0	0- 0	AWAY	0- 0	0- 1	2- 1			
0- 0	0- 0	0- 0	NEUTRAL	0- 0	0- 0	0- 0			
6- 3	0- 0	0- 0	NON-CONFERENCE	0- 0	1- 1	5- 2			
4- 1	0- 0	0- 0	HOME	0- 0	1- 0	3- 1			
2- 2	0- 0	0- 0	AWAY	0- 0	0- 1	2- 1			
0- 0	0- 0	0- 0	NEUTRAL	0- 0	0- 0	0- 0			
0- 0	0- 0	0- 0	CONFERENCE	0- 0	0- 0	0- 0			
0- 0	0- 0	0- 0	HOME	0- 0	0- 0	0- 0			
0- 0	0- 0	0- 0	AWAY	0- 0	0- 0	0- 0			
0- 0	0- 0	0- 0	NEUTRAL	0- 0	0- 0	0- 0			

RPI 1-25				RPI 26-50				RPI 51-100				RPI 101+ Team's RPI: 197			
RPI	S	Opponent	Score	RPI	S	Opponent	Score	RPI	S	Opponent	Score	RPI	S	Opponent	Score
												107	H	Rhode Island	73 65
												116	A	Boston College	63 89
												229	H	Brown	85 89
												247	H	Rider	71 61
												253	H	Hofstra	72 66
												255	A	New Hampshire	62 74
												296	A	Vermont	65 40
												309	H	UMass Lowell	63 54
												341	A	Albany (NY)	56 50
LAST 12 Division I GAMES:															
				309	H	UMass Lowell	63 54	255	A	New Hampshire	62 74				
				296	A	Vermont	65 40	253	H	Hofstra	72 66				
				341	A	Albany (NY)	56 50	247	H	Rider	71 61				
				107	H	Rhode Island	73 65								
				229	H	Brown	85 89								
				116	A	Boston College	63 89								

Hol y Cross

HoustonH
o
u
s
t
o
n

Houston

Average RPI Win: 0 WON-LOST WINNING LAST 10 STRENGTH OF OPP. STRENGTH TEAM ADJ. CONF. ADJ CONF.
Average RPI Loss: 201 RECORD PCT. RANK GAMES SCHEDULE OF SCHEDULE RPI RPI RPI RPI

DIV. I ONLY	0- 4	327	0- 0	73	317	303	303	23	23
DIV. I NON-CONF.	0- 4	327	0- 0	73	317	303	303	23	23
TOTALS	RPI 1-25	RPI 26-50	W-L RECORDS	RPI 51-100	RPI 101-150	RPI 150+			
0- 4	0- 0	0- 0	OVERALL	0- 1	0- 0	0- 3			
0- 0	0- 0	0- 0	HOME	0- 0	0- 0	0- 0			
0- 4	0- 0	0- 0	AWAY	0- 1	0- 0	0- 3			
0- 0	0- 0	0- 0	NEUTRAL	0- 0	0- 0	0- 0			
0- 4	0- 0	0- 0	NON-CONFERENCE	0- 1	0- 0	0- 3			
0- 0	0- 0	0- 0	HOME	0- 0	0- 0	0- 0			
0- 4	0- 0	0- 0	AWAY	0- 1	0- 0	0- 3			
0- 0	0- 0	0- 0	NEUTRAL	0- 0	0- 0	0- 0			
0- 0	0- 0	0- 0	CONFERENCE	0- 0	0- 0	0- 0			
0- 0	0- 0	0- 0	HOME	0- 0	0- 0	0- 0			
0- 0	0- 0	0- 0	AWAY	0- 0	0- 0	0- 0			
0- 0	0- 0	0- 0	NEUTRAL	0- 0	0- 0	0- 0			

RPI 1-25				RPI 26-50				RPI 51-100				RPI 101+ Team's RPI: 303						
RPI	S	Opponent	Score	RPI	S	Opponent	Score	RPI	S	Opponent	Score	RPI	S	Opponent	Score			
								97	A	Oklahoma St.	44	77	191	A	Texas Tech	76	82	
													232	A	Wichita St.	50	68	
													283	A	North Texas	75	100	
LAST 12 Division I GAMES:																		
				97	A	Oklahoma St.	44	77	283	A	North Texas	75	100	191	A	Texas Tech	76	82
									232	A	Wichita St.	50	68					

Non-Div I Games: Howard Payne 93 60 Tex. A&M Int'l 81 48 McMurry 92 41 Southwest (NM) 100 57
Houston Baptist

Average RPI Win: **291**
 Average RPI Loss: **255**

WON-LOST
RECORD

WINNING
PCT. RANK

LAST 10
GAMES

STRENGTH OF
SCHEDULE

OPP. STRENGTH
OF SCHEDULE

TEAM
RPI

ADJ.
RPI

CONF.
RPI

ADJ CONF.
RPI

DIV. I ONLY	5- 3	114	0- 1	344	301	273	273	32	32
DIV. I NON-CONF.	5- 3	114	0- 1	344	301	273	273	32	32

TOTALS	RPI 1-25	RPI 26-50	W-L RECORDS	RPI 51-100	RPI 101-150	RPI 150+			
5- 3	0- 0	0- 0	OVERALL	0- 0	0- 0	5- 3			
2- 1	0- 0	0- 0	HOME	0- 0	0- 0	2- 1			
3- 2	0- 0	0- 0	AWAY	0- 0	0- 0	3- 2			
0- 0	0- 0	0- 0	NEUTRAL	0- 0	0- 0	0- 0			
5- 3	0- 0	0- 0	NON-CONFERENCE	0- 0	0- 0	5- 3			
2- 1	0- 0	0- 0	HOME	0- 0	0- 0	2- 1			
3- 2	0- 0	0- 0	AWAY	0- 0	0- 0	3- 2			
0- 0	0- 0	0- 0	NEUTRAL	0- 0	0- 0	0- 0			
0- 0	0- 0	0- 0	CONFERENCE	0- 0	0- 0	0- 0			
0- 0	0- 0	0- 0	HOME	0- 0	0- 0	0- 0			
0- 0	0- 0	0- 0	AWAY	0- 0	0- 0	0- 0			
0- 0	0- 0	0- 0	NEUTRAL	0- 0	0- 0	0- 0			

RPI 1-25				RPI 26-50				RPI 51-100				RPI 101+ Team's RPI: 273			
RPI	S	Opponent	Score	RPI	S	Opponent	Score	RPI	S	Opponent	Score	RPI	S	Opponent	Score
												166	H	George Mason	73 59
												188	A	William & Mary	75 88
												288	A	Richmond	60 67
												289	H	Siena	81 86
												305	A	La Salle	57 54
												308	A	Niagara	68 61
												337	A	Fairleigh Dickinson	79 58
												340	H	NJIT	77 57

LAST 12 Division I GAMES:															
				337	A	Fairleigh Dickinson	79 58	288	A	Richmond	60 67				
				289	H	Siena	81 86	308	A	Niagara	68 61				
				188	A	William & Mary	75 88	166	H	George Mason	73 59				
				340	H	NJIT	77 57								
				305	A	La Salle	57 54								

Howard

Howard

Non-Div I Games:

Howard

Average RPI Win:	160	WON-LOST	WINNING	LAST 10	STRENGTH OF	OPP. STRENGTH	TEAM	ADJ.	CONF.	ADJ CONF.
Average RPI Loss:	84	RECORD	PCT. RANK	GAMES	SCHEDULE	OF SCHEDULE	RPI	RPI	RPI	RPI
DIV. I ONLY	5- 3	114	0- 1	45	134	39	39	15	15	
DIV. I NON-CONF.	5- 3	114	0- 1	45	134	39	39	15	15	

TOTALS	RPI 1-25	RPI 26-50	W-L RECORDS	RPI 51-100	RPI 101-150	RPI 150+				
5- 3	0- 1	0- 0	OVERALL	2- 0	1- 2	2- 0				
1- 1	0- 0	0- 0	HOME	1- 0	0- 1	0- 0				
3- 2	0- 1	0- 0	AWAY	0- 0	1- 1	2- 0				
1- 0	0- 0	0- 0	NEUTRAL	1- 0	0- 0	0- 0				
5- 3	0- 1	0- 0	NON-CONFERENCE	2- 0	1- 2	2- 0				
1- 1	0- 0	0- 0	HOME	1- 0	0- 1	0- 0				
3- 2	0- 1	0- 0	AWAY	0- 0	1- 1	2- 0				
1- 0	0- 0	0- 0	NEUTRAL	1- 0	0- 0	0- 0				
0- 0	0- 0	0- 0	CONFERENCE	0- 0	0- 0	0- 0				
0- 0	0- 0	0- 0	HOME	0- 0	0- 0	0- 0				
0- 0	0- 0	0- 0	AWAY	0- 0	0- 0	0- 0				
0- 0	0- 0	0- 0	NEUTRAL	0- 0	0- 0	0- 0				

RPI	S	Opponent	Score	RPI	S	Opponent	Score	Team's RPI: 39	RPI	S	Opponent	Score	RPI	S	Opponent	Score
24	A	Iowa	58 72						64	H	UT Martin	73 72	103	H	UNI	40 53
									82	N	VCU	63 61	125	A	Indiana St.	64 59
													126	A	Wisconsin	64 65
													236	A	Ole Miss	66 58
													294	A	UTSA	58 50
LAST 12 Division I GAMES:																
24	A	Iowa	58 72	125	A	Indiana St.	64 59		103	H	UNI	40 53				
236	A	Ole Miss	66 58	82	N	VCU	63 61		294	A	UTSA	58 50				
				126	A	Wisconsin	64 65		64	H	UT Martin	73 72				

Non-Div I Games: Purdue Northwest 101 40

IUPUI

Average RPI Win: **187**
 Average RPI Loss: **146**

WON-LOST
RECORD

WINNING
PCT. RANK

LAST 10
GAMES

STRENGTH OF
SCHEDULE

OPP. STRENGTH
OF SCHEDULE

TEAM
RPI

ADJ.
RPI

CONF.
RPI

ADJ CONF.
RPI

DIV. I ONLY	3- 5	218	0- 1	181	99	201	201	11	11
DIV. I NON-CONF.	3- 5	218	0- 1	181	99	201	201	11	11
TOTALS	RPI 1-25	RPI 26-50	W-L RECORDS	RPI 51-100	RPI 101-150	RPI 150+			
3- 5	0- 1	0- 1	OVERALL	0- 0	1- 1	2- 2			
2- 0	0- 0	0- 0	HOME	0- 0	1- 0	1- 0			
1- 4	0- 1	0- 1	AWAY	0- 0	0- 0	1- 2			
0- 1	0- 0	0- 0	NEUTRAL	0- 0	0- 1	0- 0			
3- 5	0- 1	0- 1	NON-CONFERENCE	0- 0	1- 1	2- 2			
2- 0	0- 0	0- 0	HOME	0- 0	1- 0	1- 0			
1- 4	0- 1	0- 1	AWAY	0- 0	0- 0	1- 2			
0- 1	0- 0	0- 0	NEUTRAL	0- 0	0- 1	0- 0			
0- 0	0- 0	0- 0	CONFERENCE	0- 0	0- 0	0- 0			
0- 0	0- 0	0- 0	HOME	0- 0	0- 0	0- 0			
0- 0	0- 0	0- 0	AWAY	0- 0	0- 0	0- 0			
0- 0	0- 0	0- 0	NEUTRAL	0- 0	0- 0	0- 0			

RPI	S	Opponent	Score	RPI	S	Opponent	Score	RPI	S	Opponent	Score	RPI	S	Opponent	Score	Team's RPI: 201
21	A	Stanford	71 115	42	A	Wyoming	61 64					118	N	Boise St.	85 91	
												128	H	CSUN	88 73	
												191	A	Texas Tech	88 77	
												242	H	San Francisco	70 63	
												274	A	Hawaii	61 69	
												277	A	Long Beach St.	63 70	
LAST 12 Division I GAMES:																
				42	A	Wyoming	61 64	191	A	Texas Tech	88 77					
				274	A	Hawaii	61 69	21	A	Stanford	71 115					
				242	H	San Francisco	70 63	128	H	CSUN	88 73					
				277	A	Long Beach St.	63 70									
				118	N	Boise St.	85 91									

Non-Div I Games:

Idaho

Average RPI Win:	236	WON-LOST	WINNING	LAST 10	STRENGTH OF	OPP. STRENGTH	TEAM	ADJ.	CONF.	ADJ CONF.
Average RPI Loss:	65	RECORD	PCT. RANK	GAMES	SCHEDULE	OF SCHEDULE	RPI	RPI	RPI	RPI
DIV. I ONLY	4- 4	158	1- 0	30	281	70	70	11	11	
DIV. I NON-CONF.	4- 4	158	1- 0	30	281	70	70	11	11	

TOTALS	RPI 1-25	RPI 26-50	W-L RECORDS	RPI 51-100	RPI 101-150	RPI 150+				
4- 4	0- 1	0- 0	OVERALL	0- 3	1- 0	3- 0				
2- 0	0- 0	0- 0	HOME	0- 0	1- 0	1- 0				
1- 3	0- 1	0- 0	AWAY	0- 2	0- 0	1- 0				
1- 1	0- 0	0- 0	NEUTRAL	0- 1	0- 0	1- 0				
4- 4	0- 1	0- 0	NON-CONFERENCE	0- 3	1- 0	3- 0				
2- 0	0- 0	0- 0	HOME	0- 0	1- 0	1- 0				
1- 3	0- 1	0- 0	AWAY	0- 2	0- 0	1- 0				
1- 1	0- 0	0- 0	NEUTRAL	0- 1	0- 0	1- 0				
0- 0	0- 0	0- 0	CONFERENCE	0- 0	0- 0	0- 0				
0- 0	0- 0	0- 0	HOME	0- 0	0- 0	0- 0				
0- 0	0- 0	0- 0	AWAY	0- 0	0- 0	0- 0				
0- 0	0- 0	0- 0	NEUTRAL	0- 0	0- 0	0- 0				

RPI	S	Opponent	Score	RPI	S	Opponent	Score	RPI	S	Opponent	Score	RPI	S	Opponent	Score
16	A	Gonzaga	51 70					68	N	Georgi a Tech	51 74	139	H	Pepperdi ne	65 63
								78	A	Ari zona	46 71	245	N	Kennesaw St.	60 49
								99	A	Utah	60 74	270	H	Utah Valley	80 68
												290	A	Cal i forni a Baptist	72 57

LAST 12 Division I GAMES:															
245	N	Kennesaw St.	60 49	139	H	Pepperdi ne	65 63	270	H	Utah Valley	80 68	68	N	Georgi a Tech	51 74
99	A	Utah	60 74												
16	A	Gonzaga	51 70												
78	A	Ari zona	46 71												
290	A	Cal i forni a Baptist	72 57												

Non-Div I Games: Benedictine Mesa 88 51

Idaho St.

Average RPI Win:	237	WON-LOST	WINNING	LAST 10	STRENGTH OF	OPP. STRENGTH	TEAM	ADJ.	CONF.	ADJ CONF.
Average RPI Loss:	157	RECORD	PCT. RANK	GAMES	SCHEDULE	OF SCHEDULE	RPI	RPI	RPI	RPI
DIV. I ONLY	6- 2	68	1- 0	247	200	137	137	3	3	
DIV. I NON-CONF.	6- 2	68	1- 0	247	200	137	137	3	3	
TOTALS	RPI 1-25	RPI 26-50	W-L RECORDS	RPI 51-100	RPI 101-150	RPI 150+				
6- 2	0- 0	0- 1	OVERALL	0- 0	1- 0	5- 1				
5- 0	0- 0	0- 0	HOME	0- 0	1- 0	4- 0				
1- 1	0- 0	0- 1	AWAY	0- 0	0- 0	1- 0				
0- 1	0- 0	0- 0	NEUTRAL	0- 0	0- 0	0- 1				
6- 2	0- 0	0- 1	NON-CONFERENCE	0- 0	1- 0	5- 1				
5- 0	0- 0	0- 0	HOME	0- 0	1- 0	4- 0				
1- 1	0- 0	0- 1	AWAY	0- 0	0- 0	1- 0				
0- 1	0- 0	0- 0	NEUTRAL	0- 0	0- 0	0- 1				
0- 0	0- 0	0- 0	CONFERENCE	0- 0	0- 0	0- 0				
0- 0	0- 0	0- 0	HOME	0- 0	0- 0	0- 0				
0- 0	0- 0	0- 0	AWAY	0- 0	0- 0	0- 0				
0- 0	0- 0	0- 0	NEUTRAL	0- 0	0- 0	0- 0				

RPI 1-25	RPI 26-50	RPI 51-100	RPI 101+	Team's RPI: 137
RPI S Opponent Score	RPI S Opponent Score	RPI S Opponent Score	RPI S Opponent Score	
	47 A Cl emson 67 69		125 H Indiana St. 75 57	
			174 H Eastern Mi ch. 72 66	
			261 H Val parai so 73 54	
			267 N Sacramento St. 107 109	
			271 H Al abama A&M 88 60	
			279 H Col umbi a 76 69	
			314 A Cal Poly 74 51	
LAST 12 Division I GAMES:				
125 H Indiana St. 75 57	174 H Eastern Mi ch. 72 66	47 A Cl emson 67 69	261 H Val parai so 73 54	
271 H Al abama A&M 88 60	267 N Sacramento St. 107 109	314 A Cal Poly 74 51	279 H Col umbi a 76 69	

Non-Div I Games:

Average RPI Win:	271	WON-LOST	WINNING	LAST 10	STRENGTH OF	OPP. STRENGTH	TEAM	ADJ.	CONF.	ADJ CONF.
Average RPI Loss:	183	RECORD	PCT. RANK	GAMES	SCHEDULE	OF SCHEDULE	RPI	RPI	RPI	RPI
DIV. I ONLY	4- 4	158	1- 0	317	236	254	254	14	14	
DIV. I NON-CONF.	4- 4	158	1- 0	317	236	254	254	14	14	

TOTALS	RPI 1-25	RPI 26-50	W-L RECORDS	RPI 51-100	RPI 101-150	RPI 150+				
4- 4	0- 0	0- 0	OVERALL	0- 1	0- 0	4- 3				
3- 0	0- 0	0- 0	HOME	0- 0	0- 0	3- 0				
1- 4	0- 0	0- 0	AWAY	0- 1	0- 0	1- 3				
0- 0	0- 0	0- 0	NEUTRAL	0- 0	0- 0	0- 0				
4- 4	0- 0	0- 0	NON-CONFERENCE	0- 1	0- 0	4- 3				
3- 0	0- 0	0- 0	HOME	0- 0	0- 0	3- 0				
1- 4	0- 0	0- 0	AWAY	0- 1	0- 0	1- 3				
0- 0	0- 0	0- 0	NEUTRAL	0- 0	0- 0	0- 0				
0- 0	0- 0	0- 0	CONFERENCE	0- 0	0- 0	0- 0				
0- 0	0- 0	0- 0	HOME	0- 0	0- 0	0- 0				
0- 0	0- 0	0- 0	AWAY	0- 0	0- 0	0- 0				
0- 0	0- 0	0- 0	NEUTRAL	0- 0	0- 0	0- 0				

RPI 1-25				RPI 26-50				RPI 51-100				RPI 101+ Team's RPI: 254					
RPI	S	Opponent	Score	RPI	S	Opponent	Score	RPI	S	Opponent	Score	RPI	S	Opponent	Score		
								67	A	Butler	56	58	174	A	Eastern Mich.	41	50
													176	H	North Dakota	67	55
													212	A	SIUE	61	68
													225	H	Oakland	62	56
													278	A	Cleveland St.	63	67
													338	A	Northern Ky.	58	53
													344	H	Austin Peay	61	49
LAST 12 Division I GAMES:																	

Non-Div I Games:

Illinois St.

Average RPI Win:	0	WON-LOST	WINNING	LAST 10	STRENGTH OF	OPP. STRENGTH	TEAM	ADJ.	CONF.	ADJ CONF.
Average RPI Loss:	147	RECORD	PCT. RANK	GAMES	SCHEDULE	OF SCHEDULE	RPI	RPI	RPI	RPI
DIV. I ONLY	0- 10	327	0- 1	64	262	292	292	23	23	
DIV. I NON-CONF.	0- 10	327	0- 1	64	262	292	292	23	23	

TOTALS	RPI 1-25	RPI 26-50	W-L RECORDS	RPI 51-100	RPI 101-150	RPI 150+				
0- 10	0- 2	0- 1	OVERALL	0- 1	0- 1	0- 5				
0- 3	0- 0	0- 0	HOME	0- 0	0- 1	0- 2				
0- 7	0- 2	0- 1	AWAY	0- 1	0- 0	0- 3				
0- 0	0- 0	0- 0	NEUTRAL	0- 0	0- 0	0- 0				
0- 10	0- 2	0- 1	NON-CONFERENCE	0- 1	0- 1	0- 5				
0- 3	0- 0	0- 0	HOME	0- 0	0- 1	0- 2				
0- 7	0- 2	0- 1	AWAY	0- 1	0- 0	0- 3				
0- 0	0- 0	0- 0	NEUTRAL	0- 0	0- 0	0- 0				
0- 0	0- 0	0- 0	CONFERENCE	0- 0	0- 0	0- 0				
0- 0	0- 0	0- 0	HOME	0- 0	0- 0	0- 0				
0- 0	0- 0	0- 0	AWAY	0- 0	0- 0	0- 0				
0- 0	0- 0	0- 0	NEUTRAL	0- 0	0- 0	0- 0				

RPI 1-25				RPI 26-50				RPI 51-100				RPI 101+ Team's RPI: 292			
RPI	S	Opponent	Score	RPI	S	Opponent	Score	RPI	S	Opponent	Score	RPI	S	Opponent	Score
17	A	Minnesota	39 75	35	A	Arizona St.	43 81	78	A	Arizona	42 84	132	H	Houston	60 79
18	A	South Dakota	43 96									153	A	San Diego St.	38 81
												195	H	UT Arlington	49 97
												206	A	Massachusetts	59 71
												291	H	Weber St.	64 72
												342	A	Grand Canyon	63 74

LAST 12 Division I GAMES:															
				78	A	Arizona	42 84	206	A	Massachusetts	59 71				
				291	H	Weber St.	64 72	17	A	Minnesota	39 75				
				153	A	San Diego St.	38 81	195	H	UT Arlington	49 97				
				132	H	Houston	60 79	35	A	Arizona St.	43 81				
				18	A	South Dakota	43 96								
				342	A	Grand Canyon	63 74								

Non-Div I Games:

Incarnate Word

Average RPI Win:	158	WON-LOST	WINNING	LAST 10	STRENGTH OF	OPP. STRENGTH	TEAM	ADJ.	CONF.	ADJ CONF.
Average RPI Loss:	0	RECORD	PCT. RANK	GAMES	SCHEDULE	OF SCHEDULE	RPI	RPI	RPI	RPI
DIV. I ONLY	9- 0	1	1- 0	166	28	19	19	3	3	
DIV. I NON-CONF.	9- 0	1	1- 0	166	28	19	19	3	3	

TOTALS	RPI 1-25	RPI 26-50	W-L RECORDS	RPI 51-100	RPI 101-150	RPI 150+				
9- 0	0- 0	1- 0	OVERALL	2- 0	1- 0	5- 0				
6- 0	0- 0	0- 0	HOME	1- 0	1- 0	4- 0				
3- 0	0- 0	1- 0	AWAY	1- 0	0- 0	1- 0				
0- 0	0- 0	0- 0	NEUTRAL	0- 0	0- 0	0- 0				
9- 0	0- 0	1- 0	NON-CONFERENCE	2- 0	1- 0	5- 0				
6- 0	0- 0	0- 0	HOME	1- 0	1- 0	4- 0				
3- 0	0- 0	1- 0	AWAY	1- 0	0- 0	1- 0				
0- 0	0- 0	0- 0	NEUTRAL	0- 0	0- 0	0- 0				
0- 0	0- 0	0- 0	CONFERENCE	0- 0	0- 0	0- 0				
0- 0	0- 0	0- 0	HOME	0- 0	0- 0	0- 0				
0- 0	0- 0	0- 0	AWAY	0- 0	0- 0	0- 0				
0- 0	0- 0	0- 0	NEUTRAL	0- 0	0- 0	0- 0				

RPI 1-25				Team's RPI: 19			
RPI	S	Opponent	Score				
48	A	UCLA	67 65				

RPI 26-50			
RPI	S	Opponent	Score
67	H	Butler	66 46
96	A	Wake Forest	87 73

RPI 51-100			
RPI	S	Opponent	Score
123	H	Northern Ill.	91 73
184	H	Milwaukee	68 66
200	H	Florida	83 64
225	A	Oakland	59 32
238	H	Missouri St.	98 74
241	H	North Florida	75 52

RPI 101+			
RPI	S	Opponent	Score
123	H	Northern Ill.	91 73
184	H	Milwaukee	68 66
200	H	Florida	83 64
225	A	Oakland	59 32
238	H	Missouri St.	98 74
241	H	North Florida	75 52

LAST 12 Division I GAMES:							
200	H	Florida	83 64	238	H	Missouri St.	98 74
241	H	North Florida	75 52	67	H	Butler	66 46
225	A	Oakland	59 32	48	A	UCLA	67 65
184	H	Milwaukee	68 66	96	A	Wake Forest	87 73
				123	H	Northern Ill.	91 73

Non-Div I Games:

Indiana

Average RPI Win:	251	WON-LOST	WINNING	LAST 10	STRENGTH OF	OPP. STRENGTH	TEAM	ADJ.	CONF.	ADJ CONF.
Average RPI Loss:	125	RECORD	PCT. RANK	GAMES	SCHEDULE	OF SCHEDULE	RPI	RPI	RPI	RPI
DIV. I ONLY	5- 3	114	1- 0	163	265	125	125	14	14	
DIV. I NON-CONF.	5- 3	114	1- 0	163	265	125	125	14	14	

TOTALS	RPI 1-25	RPI 26-50	W-L RECORDS	RPI 51-100	RPI 101-150	RPI 150+				
5- 3	0- 0	0- 1	OVERALL	0- 0	0- 1	5- 1				
1- 1	0- 0	0- 1	HOME	0- 0	0- 0	1- 0				
4- 1	0- 0	0- 0	AWAY	0- 0	0- 1	4- 0				
0- 1	0- 0	0- 0	NEUTRAL	0- 0	0- 0	0- 1				
5- 3	0- 0	0- 1	NON-CONFERENCE	0- 0	0- 1	5- 1				
1- 1	0- 0	0- 1	HOME	0- 0	0- 0	1- 0				
4- 1	0- 0	0- 0	AWAY	0- 0	0- 1	4- 0				
0- 1	0- 0	0- 0	NEUTRAL	0- 0	0- 0	0- 1				
0- 0	0- 0	0- 0	CONFERENCE	0- 0	0- 0	0- 0				
0- 0	0- 0	0- 0	HOME	0- 0	0- 0	0- 0				
0- 0	0- 0	0- 0	AWAY	0- 0	0- 0	0- 0				
0- 0	0- 0	0- 0	NEUTRAL	0- 0	0- 0	0- 0				

RPI	S	Opponent	Score	RPI	S	Opponent	Score	RPI	S	Opponent	Score	RPI	S	Opponent	Score
				39	H	IUPUI	59 64					137	A	Illinois	57 75
												189	A	Saint Louis	60 56
												198	A	Southeast Mo. St.	62 51
												199	N	UC Irvine	61 77
												218	H	UIC	60 53
												310	A	Marshall	62 53
												342	A	Grand Canyon	88 81
Team's RPI: 125															

LAST 12 Division I GAMES:															
218	H	UIC	60 53	39	H	IUPUI	59 64	198	A	Southeast Mo. St.	62 51	199	N	UC Irvine	61 77
137	A	Illinois	57 75					342	A	Grand Canyon	88 81	189	A	Saint Louis	60 56
								310	A	Marshall	62 53				

Non-Div I Games:

Indiana St.

Average RPI	Win:	220	WON-LOST	WINNING	LAST 10	STRENGTH OF	OPP. STRENGTH	TEAM	ADJ.	CONF.	ADJ CONF.
Average RPI	Loss:	117	RECORD	PCT. RANK	GAMES	SCHEDULE	OF SCHEDULE	RPI	RPI	RPI	RPI
DIV. I ONLY		1- 8	317	0- 1	65	223	265	265	28	28	
DIV. I NON-CONF.		1- 8	317	0- 1	65	223	265	265	28	28	

TOTALS	RPI 1-25		RPI 26-50		W-L RECORDS	RPI 51-100	RPI 101-150		RPI 150+		
1- 8	0- 0		0- 0		OVERALL	0- 5	0- 1		1- 2		
1- 3	0- 0		0- 0		HOME	0- 2	0- 1		1- 0		
0- 5	0- 0		0- 0		AWAY	0- 3	0- 0		0- 2		
0- 0	0- 0		0- 0		NEUTRAL	0- 0	0- 0		0- 0		
1- 8	0- 0		0- 0		NON-CONFERENCE	0- 5	0- 1		1- 2		
1- 3	0- 0		0- 0		HOME	0- 2	0- 1		1- 0		
0- 5	0- 0		0- 0		AWAY	0- 3	0- 0		0- 2		
0- 0	0- 0		0- 0		NEUTRAL	0- 0	0- 0		0- 0		
0- 0	0- 0		0- 0		CONFERENCE	0- 0	0- 0		0- 0		
0- 0	0- 0		0- 0		HOME	0- 0	0- 0		0- 0		
0- 0	0- 0		0- 0		AWAY	0- 0	0- 0		0- 0		
0- 0	0- 0		0- 0		NEUTRAL	0- 0	0- 0		0- 0		

RPI 1-25				RPI 26-50				RPI 51-100				RPI 101+ Team's RPI: 265			
RPI	S	Opponent	Score	RPI	S	Opponent	Score	RPI	S	Opponent	Score	RPI	S	Opponent	Score
								52	H	Central Mich.	39 82	122	H	Penn	43 66
								59	A	Bucknell	43 81	216	A	Temple	39 59
								69	H	St. John's (NY)	35 61	220	H	George Washington	52 43
								74	A	Toledo	38 84	253	A	Hofstra	49 74
								94	A	Kansas	44 75				
LAST 12 Division I GAMES:															
122	H	Penn	43 66	74	A	Toledo	38 84								
216	A	Temple	39 59	69	H	St. John's (NY)	35 61								
59	A	Bucknell	43 81	253	A	Hofstra	49 74								
52	H	Central Mich.	39 82												
94	A	Kansas	44 75												
220	H	George Washington	52 43												

Non-Div I Games:

Iona

Average RPI Win:	175	WON-LOST	WINNING	LAST 10	STRENGTH OF	OPP. STRENGTH	TEAM	ADJ.	CONF.	ADJ CONF.
Average RPI Loss:	13	RECORD	PCT. RANK	GAMES	SCHEDULE	OF SCHEDULE	RPI	RPI	RPI	RPI
DIV. I ONLY	7- 2	51	0- 1	72	29	24	24	3	3	
DIV. I NON-CONF.	7- 2	51	0- 1	72	29	24	24	3	3	

TOTALS	RPI 1-25	RPI 26-50	W-L RECORDS	RPI 51-100	RPI 101-150	RPI 150+				
7- 2	1- 2	1- 0	OVERALL	0- 0	0- 0	5- 0				
5- 0	1- 0	1- 0	HOME	0- 0	0- 0	3- 0				
1- 1	0- 1	0- 0	AWAY	0- 0	0- 0	1- 0				
1- 1	0- 1	0- 0	NEUTRAL	0- 0	0- 0	1- 0				
7- 2	1- 2	1- 0	NON-CONFERENCE	0- 0	0- 0	5- 0				
5- 0	1- 0	1- 0	HOME	0- 0	0- 0	3- 0				
1- 1	0- 1	0- 0	AWAY	0- 0	0- 0	1- 0				
1- 1	0- 1	0- 0	NEUTRAL	0- 0	0- 0	1- 0				
0- 0	0- 0	0- 0	CONFERENCE	0- 0	0- 0	0- 0				
0- 0	0- 0	0- 0	HOME	0- 0	0- 0	0- 0				
0- 0	0- 0	0- 0	AWAY	0- 0	0- 0	0- 0				
0- 0	0- 0	0- 0	NEUTRAL	0- 0	0- 0	0- 0				

RPI	S	Opponent	Score	RPI	S	Opponent	Score	RPI	S	Opponent	Score	RPI	S	Opponent	Score
1	A	Notre Dame	71 105	39	H	IUPUI	72 58					160	A	Western Ky.	104 67
8	H	Iowa St.	73 70									181	H	Oral Roberts	90 77
25	N	Florida St.	67 71									208	N	West Virginia	84 81
												285	H	Robert Morris	92 63
												345	H	N.C. Central	106 39

LAST 12 Division I GAMES:															
285	H	Robert Morris	92 63	25	N	Florida St.	67 71								
1	A	Notre Dame	71 105	39	H	IUPUI	72 58								
208	N	West Virginia	84 81	8	H	Iowa St.	73 70								
345	H	N.C. Central	106 39												
160	A	Western Ky.	104 67												
181	H	Oral Roberts	90 77												

Non-Div I Games:

Iowa

Average RPI	Win:	128	WON-LOST	WINNING	LAST 10	STRENGTH OF	OPP. STRENGTH	TEAM	ADJ.	CONF.	ADJ CONF.
Average RPI	Loss:	21	RECORD	PCT. RANK	GAMES	SCHEDULE	OF SCHEDULE	RPI	RPI	RPI	RPI
DIV. I ONLY		7- 2	51	3- 0	10	130	8	8	6	6	
DIV. I NON-CONF.		7- 2	51	3- 0	10	130	8	8	6	6	

TOTALS	RPI 1-25		RPI 26-50		W-L RECORDS	RPI 51-100		RPI 101-150		RPI 150+	
7- 2	1- 2		1- 0		OVERALL	1- 0		1- 0		3- 0	
6- 0	1- 0		1- 0		HOME	1- 0		1- 0		2- 0	
0- 2	0- 2		0- 0		AWAY	0- 0		0- 0		0- 0	
1- 0	0- 0		0- 0		NEUTRAL	0- 0		0- 0		1- 0	
7- 2	1- 2		1- 0		NON-CONFERENCE	1- 0		1- 0		3- 0	
6- 0	1- 0		1- 0		HOME	1- 0		1- 0		2- 0	
0- 2	0- 2		0- 0		AWAY	0- 0		0- 0		0- 0	
1- 0	0- 0		0- 0		NEUTRAL	0- 0		0- 0		1- 0	
0- 0	0- 0		0- 0		CONFERENCE	0- 0		0- 0		0- 0	
0- 0	0- 0		0- 0		HOME	0- 0		0- 0		0- 0	
0- 0	0- 0		0- 0		AWAY	0- 0		0- 0		0- 0	
0- 0	0- 0		0- 0		NEUTRAL	0- 0		0- 0		0- 0	

RPI	S	Opponent	Score
14	H	Miami (FL)	75 52
18	A	South Dakota	59 64
24	A	Iowa	70 73

RPI	S	Opponent	Score
41	H	Auburn	67 64

RPI	S	Opponent	Score
57	H	Arkansas	91 82

RPI	S	Opponent	Score
123	H	Northern Ill.	70 60
174	N	Eastern Mich.	85 59
176	H	North Dakota	87 35
308	H	Niagara	95 35

LAST 12 Division I GAMES:

18	A	South Dakota	59 64	123	H	Northern Ill.	70 60
174	N	Eastern Mich.	85 59	41	H	Auburn	67 64
308	H	Niagara	95 35	14	H	Miami (FL)	75 52
				176	H	North Dakota	87 35
				24	A	Iowa	70 73
				57	H	Arkansas	91 82

Non-Div I Games:

Iowa St.

Average RPI Win:	315	WON-LOST	WINNING	LAST 10	STRENGTH OF	OPP. STRENGTH	TEAM	ADJ.	CONF.	ADJ CONF.
Average RPI Loss:	196	RECORD	PCT. RANK	GAMES	SCHEDULE	OF SCHEDULE	RPI	RPI	RPI	RPI
DIV. I ONLY	1- 5	295	0- 1	168	347	316	316	27	27	
DIV. I NON-CONF.	1- 5	295	0- 1	168	347	316	316	27	27	

TOTALS	RPI 1-25	RPI 26-50	W-L RECORDS	RPI 51-100	RPI 101-150	RPI 150+				
1- 5	0- 1	0- 0	OVERALL	0- 0	0- 0	1- 4				
1- 1	0- 0	0- 0	HOME	0- 0	0- 0	1- 1				
0- 4	0- 1	0- 0	AWAY	0- 0	0- 0	0- 3				
0- 0	0- 0	0- 0	NEUTRAL	0- 0	0- 0	0- 0				
1- 5	0- 1	0- 0	NON-CONFERENCE	0- 0	0- 0	1- 4				
1- 1	0- 0	0- 0	HOME	0- 0	0- 0	1- 1				
0- 4	0- 1	0- 0	AWAY	0- 0	0- 0	0- 3				
0- 0	0- 0	0- 0	NEUTRAL	0- 0	0- 0	0- 0				
0- 0	0- 0	0- 0	CONFERENCE	0- 0	0- 0	0- 0				
0- 0	0- 0	0- 0	HOME	0- 0	0- 0	0- 0				
0- 0	0- 0	0- 0	AWAY	0- 0	0- 0	0- 0				
0- 0	0- 0	0- 0	NEUTRAL	0- 0	0- 0	0- 0				

RPI 1-25				RPI 26-50				RPI 51-100				RPI 101+ Team's RPI: 316			
RPI	S	Opponent	Score	RPI	S	Opponent	Score	RPI	S	Opponent	Score	RPI	S	Opponent	Score
22	A	Mississippi St.	38 105									151	H	Southeastern La.	45 50
												195	A	UT Arlington	63 99
												276	A	Memphis	67 68
												315	H	Central Ark.	65 56
												334	A	Louisiana	61 68
LAST 12 Division I GAMES:															
151	H	Southeastern La.	45 50	315	H	Central Ark.	65 56								
22	A	Mississippi St.	38 105	195	A	UT Arlington	63 99								
334	A	Louisiana	61 68	276	A	Memphis	67 68								

Non-Div I Games:

Jackson St.

Average RPI Win: 347

WON-LOST

WINNING

LAST 10

STRENGTH OF

OPP. STRENGTH

TEAM

ADJ.

CONF.

ADJ CONF.

Average RPI Loss: 103

RECORD

PCT. RANK

GAMES

SCHEDULE

OF SCHEDULE

RPI

RPI

RPI

RPI

DIV. I ONLY
DIV. I NON-CONF.2- 5
2- 5255
2550- 1
0- 1220
220268
268237
237237
23726
2626
26

TOTALS

RPI 1-25

RPI 26-50

W-L RECORDS

RPI 51-100

RPI 101-150

RPI 150+

2- 5 0- 1
0- 1 0- 0
2- 3 0- 1
0- 1 0- 00- 1
0- 0
0- 0
0- 1OVERALL
HOME
AWAY
NEUTRAL0- 0
0- 0
0- 0
0- 00- 2
0- 0
0- 2
0- 02- 1
0- 1
2- 0
0- 02- 5 0- 1
0- 1 0- 0
2- 3 0- 1
0- 1 0- 00- 1
0- 0
0- 0
0- 1NON-CONFERENCE
HOME
AWAY
NEUTRAL0- 0
0- 0
0- 0
0- 00- 2
0- 0
0- 2
0- 02- 1
0- 1
2- 0
0- 00- 0 0- 0
0- 0 0- 0
0- 0 0- 0
0- 0 0- 00- 0
0- 0
0- 0
0- 0CONFERENCE
HOME
AWAY
NEUTRAL0- 0
0- 0
0- 0
0- 00- 0
0- 0
0- 0
0- 00- 0
0- 0
0- 0
0- 0

RPI 1-25

RPI 26-50

RPI 51-100

RPI 101+

Team's RPI: 237

RPI S Opponent Score
25 A Florida St. 46 79RPI S Opponent Score
27 N Old Dominion 76 78

RPI S Opponent Score

RPI S Opponent Score
104 A Texas A&M 53 73
115 A Penn St. 61 80
243 H Bethune-Cookman 56 58
346 A Charleston So. 68 58
348 A Savannah St. 68 58

LAST 12 Division I GAMES:

27 N Old Dominion 76 78
348 A Savannah St. 68 58
25 A Florida St. 46 79
104 A Texas A&M 53 73115 A Penn St. 61 80
243 H Bethune-Cookman 56 58
346 A Charleston So. 68 58

Non-Div I Games:

Webber Int'l

73 39

Jacksonville

Average RPI Win:	299	WON-LOST	WINNING	LAST 10	STRENGTH OF	OPP. STRENGTH	TEAM	ADJ.	CONF.	ADJ CONF.
Average RPI Loss:	180	RECORD	PCT. RANK	GAMES	SCHEDULE	OF SCHEDULE	RPI	RPI	RPI	RPI
DIV. I ONLY	3- 3	158	0- 1	324	221	240	240	21	21	
DIV. I NON-CONF.	3- 3	158	0- 1	324	221	240	240	21	21	

TOTALS	RPI 1-25	RPI 26-50	W-L RECORDS	RPI 51-100	RPI 101-150	RPI 150+				
3- 3	0- 0	0- 0	OVERALL	0- 0	0- 0	3- 3				
0- 0	0- 0	0- 0	HOME	0- 0	0- 0	0- 0				
3- 1	0- 0	0- 0	AWAY	0- 0	0- 0	3- 1				
0- 2	0- 0	0- 0	NEUTRAL	0- 0	0- 0	0- 2				
3- 3	0- 0	0- 0	NON-CONFERENCE	0- 0	0- 0	3- 3				
0- 0	0- 0	0- 0	HOME	0- 0	0- 0	0- 0				
3- 1	0- 0	0- 0	AWAY	0- 0	0- 0	3- 1				
0- 2	0- 0	0- 0	NEUTRAL	0- 0	0- 0	0- 2				
0- 0	0- 0	0- 0	CONFERENCE	0- 0	0- 0	0- 0				
0- 0	0- 0	0- 0	HOME	0- 0	0- 0	0- 0				
0- 0	0- 0	0- 0	AWAY	0- 0	0- 0	0- 0				
0- 0	0- 0	0- 0	NEUTRAL	0- 0	0- 0	0- 0				

RPI 1-25				RPI 26-50				RPI 51-100				RPI 101+ Team's RPI: 240			
RPI	S	Opponent	Score	RPI	S	Opponent	Score	RPI	S	Opponent	Score	RPI	S	Opponent	Score
												163	N	Harvard	62 69
												185	N	Washington St.	51 64
												191	A	Texas Tech	58 71
												236	A	Ole Miss	60 49
												317	A	Lipscomb	58 46
												343	A	Florida A&M	62 31
LAST 12 Division I GAMES:															
				185	N	Washington St.	51 64	163	N	Harvard	62 69				
				236	A	Ole Miss	60 49	317	A	Lipscomb	58 46				
								191	A	Texas Tech	58 71				
								343	A	Florida A&M	62 31				

Non-Div I Games: Montevallo 84 52

Jacksonville St.

Average RPI Win:	211	WON-LOST	WINNING	LAST 10	STRENGTH OF	OPP. STRENGTH	TEAM	ADJ.	CONF.	ADJ CONF.
Average RPI Loss:	104	RECORD	PCT. RANK	GAMES	SCHEDULE	OF SCHEDULE	RPI	RPI	RPI	RPI
DIV. I ONLY	6- 2	68	0- 1	263	86	101	101	13	13	
DIV. I NON-CONF.	6- 2	68	0- 1	263	86	101	101	13	13	

TOTALS	RPI 1-25	RPI 26-50	W-L RECORDS	RPI 51-100	RPI 101-150	RPI 150+				
6- 2	0- 0	0- 1	OVERALL	1- 0	0- 0	5- 1				
4- 0	0- 0	0- 0	HOME	1- 0	0- 0	3- 0				
2- 2	0- 0	0- 1	AWAY	0- 0	0- 0	2- 1				
0- 0	0- 0	0- 0	NEUTRAL	0- 0	0- 0	0- 0				
6- 2	0- 0	0- 1	NON-CONFERENCE	1- 0	0- 0	5- 1				
4- 0	0- 0	0- 0	HOME	1- 0	0- 0	3- 0				
2- 2	0- 0	0- 1	AWAY	0- 0	0- 0	2- 1				
0- 0	0- 0	0- 0	NEUTRAL	0- 0	0- 0	0- 0				
0- 0	0- 0	0- 0	CONFERENCE	0- 0	0- 0	0- 0				
0- 0	0- 0	0- 0	HOME	0- 0	0- 0	0- 0				
0- 0	0- 0	0- 0	AWAY	0- 0	0- 0	0- 0				
0- 0	0- 0	0- 0	NEUTRAL	0- 0	0- 0	0- 0				

RPI 1-25				RPI 26-50				RPI 51-100				RPI 101+ Team's RPI: 101			
RPI	S	Opponent	Score	RPI	S	Opponent	Score	RPI	S	Opponent	Score	RPI	S	Opponent	Score
				31	A	Maryl and	63 87	83	H	Dayton	68 55	173	H	Georgetown	69 57
												177	A	Hampton	65 72
												183	H	Winthrop	56 39
												220	H	George Washington	50 37
												300	A	Liberty	74 53
												304	A	Delaware St.	103 57

LAST 12 Division I GAMES:															
300	A	Liberty	74 53	31	A	Maryl and	63 87	83	H	Dayton	68 55				
183	H	Winthrop	56 39												
177	A	Hampton	65 72												
173	H	Georgetown	69 57												
304	A	Delaware St.	103 57												
220	H	George Washington	50 37												

Non-Div I Games:

James Madison

Average RPI Win: 198

Average RPI Loss: 121

WON-LOST
RECORDWINNING
PCT. RANKLAST 10
GAMESSTRENGTH OF
SCHEDULEOPP. STRENGTH
OF SCHEDULETEAM
RPIADJ.
RPICONF.
RPIADJ CONF.
RPIDIV. I ONLY
DIV. I NON-CONF.7- 1
7- 127
271- 0
1- 0302
30248
4894
9494
946
66
6

TOTALS

RPI 1-25

RPI 26-50

W-L RECORDS

RPI 51-100

RPI 101-150

RPI 150+

7- 1

0- 0

1- 0

OVERALL

0- 0

0- 1

6- 0

6- 0

0- 0

0- 0

HOME

0- 0

0- 0

6- 0

1- 1

0- 0

1- 0

AWAY

0- 0

0- 1

0- 0

0- 0

0- 0

0- 0

NEUTRAL

0- 0

0- 0

0- 0

7- 1

0- 0

1- 0

NON-CONFERENCE

0- 0

0- 1

6- 0

6- 0

0- 0

0- 0

HOME

0- 0

0- 0

6- 0

1- 1

0- 0

1- 0

AWAY

0- 0

0- 1

0- 0

0- 0

0- 0

0- 0

NEUTRAL

0- 0

0- 0

0- 0

0- 0

0- 0

0- 0

CONFERENCE

0- 0

0- 0

0- 0

0- 0

0- 0

0- 0

HOME

0- 0

0- 0

0- 0

0- 0

0- 0

0- 0

AWAY

0- 0

0- 0

0- 0

0- 0

0- 0

0- 0

NEUTRAL

0- 0

0- 0

0- 0

RPI 1-25

RPI 26-50

RPI 51-100

Team's RPI: 94

RPI 101+

RPI S Opponent Score

RPI S Opponent Score
37 A LSU 68 61

RPI S Opponent Score

RPI S Opponent Score
121 A Nebraska 52 58
166 H George Mason 77 56
181 H Oral Roberts 70 58
217 H UMKC 67 55
250 H Grambling 76 45
265 H Iona 75 44
271 H Alabama A&M 65 54

LAST 12 Division I GAMES:

181 H Oral Roberts	70	58	250 H Grambling	76	45
217 H UMKC	67	55	121 A Nebraska	52	58
			37 A LSU	68	61
			265 H Iona	75	44
			166 H George Mason	77	56
			271 H Alabama A&M	65	54

Non-Div I Games:

Kansas

Average RPI	Win:	185	WON-LOST	WINNING	LAST 10	STRENGTH OF	OPP. STRENGTH	TEAM	ADJ.	CONF.	ADJ CONF.
Average RPI	Loss:	26	RECORD	PCT. RANK	GAMES	SCHEDULE	OF SCHEDULE	RPI	RPI	RPI	RPI
DIV. I ONLY		7- 2		51	1- 0	230	25	95	95	6	6
DIV. I NON-CONF.		7- 2		51	1- 0	230	25	95	95	6	6

TOTALS	RPI 1-25		RPI 26-50		W-L RECORDS	RPI 51-100		RPI 101-150		RPI 150+	
7- 2	0- 1		1- 1		OVERALL	0- 0		0- 0		6- 0	
5- 0	0- 0		1- 0		HOME	0- 0		0- 0		4- 0	
1- 0	0- 0		0- 0		AWAY	0- 0		0- 0		1- 0	
1- 2	0- 1		0- 1		NEUTRAL	0- 0		0- 0		1- 0	
7- 2	0- 1		1- 1		NON-CONFERENCE	0- 0		0- 0		6- 0	
5- 0	0- 0		1- 0		HOME	0- 0		0- 0		4- 0	
1- 0	0- 0		0- 0		AWAY	0- 0		0- 0		1- 0	
1- 2	0- 1		0- 1		NEUTRAL	0- 0		0- 0		1- 0	
0- 0	0- 0		0- 0		CONFERENCE	0- 0		0- 0		0- 0	
0- 0	0- 0		0- 0		HOME	0- 0		0- 0		0- 0	
0- 0	0- 0		0- 0		AWAY	0- 0		0- 0		0- 0	
0- 0	0- 0		0- 0		NEUTRAL	0- 0		0- 0		0- 0	

RPI	S	Opponent	Score	RPI	S	Opponent	Score	RPI	S	Opponent	Score	RPI	S	Opponent	Score
11	N	Syracuse	61 70	26	H	Lamar University	73 55	40	N	DePaul	59 79	152	H	Vanderbilt	72 61
												175	A	Little Rock	53 47
												182	N	Princeton	80 61
												217	H	UMKC	61 50
												263	H	Omaha	61 46
												283	H	North Texas	60 42

LAST 12 Division I GAMES:															
175	A	Little Rock	53 47	40	N	DePaul	59 79	11	N	Syracuse	61 70	217	H	UMKC	61 50
26	H	Lamar University	73 55					283	H	North Texas	60 42	263	H	Omaha	61 46
152	H	Vanderbilt	72 61												
182	N	Princeton	80 61												

Non-Div I Games:

Kansas St.

Average RPI Win:	225	WON-LOST	WINNING	LAST 10	STRENGTH OF	OPP. STRENGTH	TEAM	ADJ.	CONF.	ADJ CONF.
Average RPI Loss:	134	RECORD	PCT. RANK	GAMES	SCHEDULE	OF SCHEDULE	RPI	RPI	RPI	RPI
DIV. I ONLY	2- 6	266	0- 1	112	184	245	245	26	26	
DIV. I NON-CONF.	2- 6	266	0- 1	112	184	245	245	26	26	
<hr/>										
TOTALS	RPI 1-25	RPI 26-50	W-L RECORDS	RPI 51-100	RPI 101-150	RPI 150+				
2- 6	0- 0	0- 1	OVERALL	0- 1	0- 2	2- 2				
2- 0	0- 0	0- 0	HOME	0- 0	0- 0	2- 0				
0- 3	0- 0	0- 0	AWAY	0- 0	0- 2	0- 1				
0- 3	0- 0	0- 1	NEUTRAL	0- 1	0- 0	0- 1				
2- 6	0- 0	0- 1	NON-CONFERENCE	0- 1	0- 2	2- 2				
2- 0	0- 0	0- 0	HOME	0- 0	0- 0	2- 0				
0- 3	0- 0	0- 0	AWAY	0- 0	0- 2	0- 1				
0- 3	0- 0	0- 1	NEUTRAL	0- 1	0- 0	0- 1				
0- 0	0- 0	0- 0	CONFERENCE	0- 0	0- 0	0- 0				
0- 0	0- 0	0- 0	HOME	0- 0	0- 0	0- 0				
0- 0	0- 0	0- 0	AWAY	0- 0	0- 0	0- 0				
0- 0	0- 0	0- 0	NEUTRAL	0- 0	0- 0	0- 0				

RPI 1-25				RPI 26-50				RPI 51-100				RPI 101+ Team's RPI: 245			
RPI	S	Opponent	Score	RPI	S	Opponent	Score	RPI	S	Opponent	Score	RPI	S	Opponent	Score
				32	N	Michigan St.	51 75	70	N	Idaho St.	49 60	114	A	Seton Hall	80 102
												143	A	Mercer	48 64
												172	A	East Carolina	56 68
												193	H	Furman	74 63
												257	H	Ga. Southern	78 59
												272	N	UMBC	53 57
<hr/>															
LAST 12 Division I GAMES:															
				257	H	Ga. Southern	78 59	143	A	Mercer	48 64				
				32	N	Michigan St.	51 75	114	A	Seton Hall	80 102				
				70	N	Idaho St.	49 60								
				172	A	East Carolina	56 68								
				193	H	Furman	74 63								
				272	N	UMBC	53 57								

Non-Div I Games: Middle Ga. St. 80 70

Kennesaw St.

Average RPI Win: 248		WON-LOST		WINNING		LAST 10		STRENGTH OF		OPP. STRENGTH		TEAM		ADJ.		CONF.		ADJ CONF.	
Average RPI Loss: 43		RECORD		PCT. RANK		GAMES		SCHEDULE		OF SCHEDULE		RPI		RPI		RPI		RPI	
DIV. I ONLY		4- 4		158		1- 0		198		39		165		165		10		10	
DIV. I NON-CONF.		4- 4		158		1- 0		198		39		165		165		10		10	
TOTALS		RPI 1-25		RPI 26-50		W-L RECORDS		RPI 51-100		RPI 101-150		RPI 150+							
4- 4		0- 1		0- 2		OVERALL		0- 0		1- 1		3- 0							
3- 1		0- 0		0- 1		HOME		0- 0		1- 0		2- 0							
1- 3		0- 1		0- 1		AWAY		0- 0		0- 1		1- 0							
0- 0		0- 0		0- 0		NEUTRAL		0- 0		0- 0		0- 0							
4- 4		0- 1		0- 2		NON-CONFERENCE		0- 0		1- 1		3- 0							
3- 1		0- 0		0- 1		HOME		0- 0		1- 0		2- 0							
1- 3		0- 1		0- 1		AWAY		0- 0		0- 1		1- 0							
0- 0		0- 0		0- 0		NEUTRAL		0- 0		0- 0		0- 0							
0- 0		0- 0		0- 0		CONFERENCE		0- 0		0- 0		0- 0							
0- 0		0- 0		0- 0		HOME		0- 0		0- 0		0- 0							
0- 0		0- 0		0- 0		AWAY		0- 0		0- 0		0- 0							
0- 0		0- 0		0- 0		NEUTRAL		0- 0		0- 0		0- 0							

RPI 1-25				RPI 26-50				RPI 51-100				RPI 101+ Team's RPI: 165			
RPI	S	Opponent	Score	RPI	S	Opponent	Score	RPI	S	Opponent	Score	RPI	S	Opponent	Score
4	A	NC State	61 78	28	H	Duquesne	72 77					108	A	Wright St.	55 61
				33	A	North Carolina	60 73					144	H	Youngstown St.	62 34
												225	H	Oakland	75 65
												285	A	Robert Morris	54 46
												338	H	Northern Ky.	62 61

LAST 12 Division I GAMES:															
338	H	Northern Ky.	62 61	285	A	Robert Morris	54 46	108	A	Wright St.	55 61				
4	A	NC State	61 78					28	H	Duquesne	72 77				
33	A	North Carolina	60 73					144	H	Youngstown St.	62 34				
								225	H	Oakland	75 65				

Non-Div I Games:

Kent St.

Average RPI Win: 139

Average RPI Loss: 5

WON-LOST
RECORDWINNING
PCT. RANKLAST 10
GAMESSTRENGTH OF
SCHEDULEOPP. STRENGTH
OF SCHEDULETEAM
RPIADJ.
RPICONF.
RPIADJ CONF.
RPIDIV. I ONLY
DIV. I NON-CONF.9- 1
9- 119
190- 1
0- 1124
1248
815
1515
155
55
5

TOTALS

RPI 1-25

RPI 26-50

W-L RECORDS

RPI 51-100

RPI 101-150

RPI 150+

9- 1 0- 1

2- 0

OVERALL

2- 0

2- 0

3- 0

6- 0 0- 0

0- 0

HOME

1- 0

2- 0

3- 0

0- 1 0- 1

0- 0

AWAY

0- 0

0- 0

0- 0

3- 0 0- 0

2- 0

NEUTRAL

1- 0

0- 0

0- 0

9- 1 0- 1

2- 0

NON-CONFERENCE

2- 0

2- 0

3- 0

6- 0 0- 0

0- 0

HOME

1- 0

2- 0

3- 0

0- 1 0- 1

0- 0

AWAY

0- 0

0- 0

0- 0

3- 0 0- 0

2- 0

NEUTRAL

1- 0

0- 0

0- 0

0- 0 0- 0

0- 0

CONFERENCE

0- 0

0- 0

0- 0

0- 0 0- 0

0- 0

HOME

0- 0

0- 0

0- 0

0- 0 0- 0

0- 0

AWAY

0- 0

0- 0

0- 0

0- 0 0- 0

0- 0

NEUTRAL

0- 0

0- 0

0- 0

RPI 1-25

Team's RPI: 15

RPI 26-50

RPI 51-100

RPI 101+

RPI	S	Opponent	Score
5	A	Louisville	75 80

RPI	S	Opponent	Score
33	N	North Carolina	85 75
48	N	UCLA	75 74

RPI	S	Opponent	Score
75	H	Southern U.	91 41
100	N	South Fla.	85 63

RPI	S	Opponent	Score
107	H	Rhode Island	75 52
149	H	Virginia	63 51
224	H	Morehead St.	87 57
239	H	Alabama St.	87 35
275	H	High Point	71 49

LAST 12 Division I GAMES:

5	A	Louisville	75	80	33	N	North Carolina	85	75
107	H	Rhode Island	75	52	48	N	UCLA	75	74
224	H	Morehead St.	87	57	100	N	South Fla.	85	63
239	H	Alabama St.	87	35	275	H	High Point	71	49
					149	H	Virginia	63	51
					75	H	Southern U.	91	41

Kentucky

Kentucky

Non-Div I Games:

Kentucky

Loss,
 Non-Conf, S Site,
 H Home
A Away
 N Neutral

Average RPI	Win:	0	WON-LOST	WINNING	LAST 10	STRENGTH OF	OPP. STRENGTH	TEAM	ADJ.	CONF.	ADJ CONF.
Average RPI	Loss:	267	RECORD	PCT. RANK	GAMES	SCHEDULE	OF SCHEDULE	RPI	RPI	RPI	RPI
DIV. I ONLY		0- 9		327	0- 1	333	336	349	349	31	31
DIV. I NON-CONF.		0- 9		327	0- 1	333	336	349	349	31	31

TOTALS	RPI 1-25		RPI 26-50		W-L RECORDS	RPI 51-100		RPI 101-150		RPI 150+	
0- 9	0- 0		0- 1		OVERALL	0- 0		0- 0		0- 8	
0- 3	0- 0		0- 0		HOME	0- 0		0- 0		0- 3	
0- 5	0- 0		0- 1		AWAY	0- 0		0- 0		0- 4	
0- 1	0- 0		0- 0		NEUTRAL	0- 0		0- 0		0- 1	
0- 9	0- 0		0- 1		NON-CONFERENCE	0- 0		0- 0		0- 8	
0- 3	0- 0		0- 0		HOME	0- 0		0- 0		0- 3	
0- 5	0- 0		0- 1		AWAY	0- 0		0- 0		0- 4	
0- 1	0- 0		0- 0		NEUTRAL	0- 0		0- 0		0- 1	
0- 0	0- 0		0- 0		CONFERENCE	0- 0		0- 0		0- 0	
0- 0	0- 0		0- 0		HOME	0- 0		0- 0		0- 0	
0- 0	0- 0		0- 0		AWAY	0- 0		0- 0		0- 0	
0- 0	0- 0		0- 0		NEUTRAL	0- 0		0- 0		0- 0	

RPI 1-25				RPI 26-50				RPI 51-100				RPI 101+ Team's RPI : 349			
RPI	S	Opponent	Score	RPI	S	Opponent	Score	RPI	S	Opponent	Score	RPI	S	Opponent	Score
				45	A	Michigan	38 83					199	N	UC Irvine	71 84
												259	A	Fairfield	43 71
												280	A	Saint Peter's	59 86
												295	H	Army West Point	42 57
												309	H	UMass Lowell	64 69
												333	A	Manhattan	46 61
												340	H	NJIT	51 72
												342	A	Grand Canyon	62 65
LAST 12 Division I GAMES:															
				340	H	NJIT	51 72	280	A	Saint Peter's	59 86				
				45	A	Michigan	38 83	259	A	Fairfield	43 71				
				309	H	UMass Lowell	64 69	295	H	Army West Point	42 57				
				342	A	Grand Canyon	62 65	333	A	Manhattan	46 61				
				199	N	UC Irvine	71 84								

Non-Div I Games:

LIU Brooklyn

Average RPI Win: 92		WON-LOST	WINNING	LAST 10	STRENGTH OF	OPP. STRENGTH	TEAM	ADJ.	CONF.	ADJ CONF.
Average RPI Loss: 62		RECORD	PCT. RANK	GAMES	SCHEDULE	OF SCHEDULE	RPI	RPI	RPI	RPI
DIV. I ONLY	4- 2	98	0- 1	14	56	37	37	5	5	
DIV. I NON-CONF.	4- 2	98	0- 1	14	56	37	37	5	5	

TOTALS		RPI 1-25	RPI 26-50	W-L RECORDS		RPI 51-100	RPI 101-150	RPI 150+		
4- 2	1- 0	1- 1	OVERALL		0- 1	1- 0	1- 0			
3- 2	0- 0	1- 1	HOME		0- 1	1- 0	1- 0			
1- 0	1- 0	0- 0	AWAY		0- 0	0- 0	0- 0			
0- 0	0- 0	0- 0	NEUTRAL		0- 0	0- 0	0- 0			
4- 2	1- 0	1- 1	NON-CONFERENCE		0- 1	1- 0	1- 0			
3- 2	0- 0	1- 1	HOME		0- 1	1- 0	1- 0			
1- 0	1- 0	0- 0	AWAY		0- 0	0- 0	0- 0			
0- 0	0- 0	0- 0	NEUTRAL		0- 0	0- 0	0- 0			
0- 0	0- 0	0- 0	CONFERENCE		0- 0	0- 0	0- 0			
0- 0	0- 0	0- 0	HOME		0- 0	0- 0	0- 0			
0- 0	0- 0	0- 0	AWAY		0- 0	0- 0	0- 0			
0- 0	0- 0	0- 0	NEUTRAL		0- 0	0- 0	0- 0			

RPI 1-25				RPI 26-50				RPI 51-100				RPI 101+			
RPI	S	Opponent	Score	RPI	S	Opponent	Score	RPI	S	Opponent	Score	RPI	S	Opponent	Score
25	A	Florida St.	58 45	29	H	Tulane	54 56	94	H	Kansas	61 68	131	H	Sam Houston St.	66 52
				36	H	Northern Colo.	62 57					175	H	Little Rock	60 45
LAST 12 Division I GAMES:															
25	A	Florida St.	58 45	29	H	Tulane	54 56	94	H	Kansas	61 68	131	H	Sam Houston St.	66 52
36	H	Northern Colo.	62 57					175	H	Little Rock	60 45				
131	H	Sam Houston St.	66 52												

Non-Div I Games:

LSU

Average RPI Win:	256	WON-LOST	WINNING	LAST 10	STRENGTH OF	OPP. STRENGTH	TEAM	ADJ.	CONF.	ADJ CONF.
Average RPI Loss:	164	RECORD	PCT. RANK	GAMES	SCHEDULE	OF SCHEDULE	RPI	RPI	RPI	RPI
DIV. I ONLY	1- 8	317	1- 0	141	286	305	305	16	16	
DIV. I NON-CONF.	1- 8	317	1- 0	141	286	305	305	16	16	

TOTALS	RPI 1-25	RPI 26-50	W-L RECORDS	RPI 51-100	RPI 101-150	RPI 150+				
1- 8	0- 0	0- 0	OVERALL	0- 2	0- 2	1- 4				
1- 2	0- 0	0- 0	HOME	0- 0	0- 1	1- 1				
0- 6	0- 0	0- 0	AWAY	0- 2	0- 1	0- 3				
0- 0	0- 0	0- 0	NEUTRAL	0- 0	0- 0	0- 0				
1- 8	0- 0	0- 0	NON-CONFERENCE	0- 2	0- 2	1- 4				
1- 2	0- 0	0- 0	HOME	0- 0	0- 1	1- 1				
0- 6	0- 0	0- 0	AWAY	0- 2	0- 1	0- 3				
0- 0	0- 0	0- 0	NEUTRAL	0- 0	0- 0	0- 0				
0- 0	0- 0	0- 0	CONFERENCE	0- 0	0- 0	0- 0				
0- 0	0- 0	0- 0	HOME	0- 0	0- 0	0- 0				
0- 0	0- 0	0- 0	AWAY	0- 0	0- 0	0- 0				
0- 0	0- 0	0- 0	NEUTRAL	0- 0	0- 0	0- 0				

RPI 1-25				RPI 26-50				RPI 51-100				RPI 101+ Team's RPI: 305					
RPI	S	Opponent	Score	RPI	S	Opponent	Score	RPI	S	Opponent	Score	RPI	S	Opponent	Score		
								54	A	Oregon St.	46	100	122	A	Penn	34	65
								56	A	Villanova	68	81	145	H	Drexel	43	58
													163	A	Harvard	43	88
													215	A	Towson	68	92
													256	H	Norfolk St.	62	52
													273	H	Howard	54	57
													285	A	Robert Morris	39	67
LAST 12 Division I GAMES:																	
256	H	Norfolk St.	62	52	54	A	Oregon St.	46	100	145	H	Drexel	43	58			
122	A	Penn	34	65	56	A	Villanova	68	81	215	A	Towson	68	92			
273	H	Howard	54	57	163	A	Harvard	43	88	285	A	Robert Morris	39	67			

Non-Div I Games:

La Salle

Average RPI	Win:	272	WON-LOST	WINNING	LAST 10	STRENGTH OF	OPP. STRENGTH	TEAM	ADJ.	CONF.	ADJ CONF.
Average RPI	Loss:	181	RECORD	PCT. RANK	GAMES	SCHEDULE	OF SCHEDULE	RPI	RPI	RPI	RPI
DIV. I ONLY		4- 2		98	1- 0	341	143	213	213	19	19
DIV. I NON-CONF.		4- 2		98	1- 0	341	143	213	213	19	19

TOTALS	RPI 1-25		RPI 26-50		W-L RECORDS	RPI 51-100		RPI 101-150		RPI 150+	
4- 2	0- 0		0- 0		OVERALL	0- 0		0- 0		4- 2	
2- 0	0- 0		0- 0		HOME	0- 0		0- 0		2- 0	
2- 2	0- 0		0- 0		AWAY	0- 0		0- 0		2- 2	
0- 0	0- 0		0- 0		NEUTRAL	0- 0		0- 0		0- 0	
4- 2	0- 0		0- 0		NON-CONFERENCE	0- 0		0- 0		4- 2	
2- 0	0- 0		0- 0		HOME	0- 0		0- 0		2- 0	
2- 2	0- 0		0- 0		AWAY	0- 0		0- 0		2- 2	
0- 0	0- 0		0- 0		NEUTRAL	0- 0		0- 0		0- 0	
0- 0	0- 0		0- 0		CONFERENCE	0- 0		0- 0		0- 0	
0- 0	0- 0		0- 0		HOME	0- 0		0- 0		0- 0	
0- 0	0- 0		0- 0		AWAY	0- 0		0- 0		0- 0	
0- 0	0- 0		0- 0		NEUTRAL	0- 0		0- 0		0- 0	

RPI 1-25				RPI 26-50				RPI 51-100				RPI 101+				Team's RPI: 213
RPI	S	Opponent	Score	RPI	S	Opponent	Score	RPI	S	Opponent	Score	RPI	S	Opponent	Score	
												170	A	SMU	38	49
												191	A	Texas Tech	42	86
												194	A	New Orleans	57	44
												235	H	Mississippi Val.	72	65
												328	H	McNeese	69	60
												331	A	Northwestern St.	63	55

LAST 12 Division I GAMES:																
				235	H	Mississippi Val.	72	65				170	A	SMU	38	49
				331	A	Northwestern St.	63	55								
				194	A	New Orleans	57	44								
				328	H	McNeese	69	60								
				191	A	Texas Tech	42	86								

Non-Div I Games: LSU-Alexandria 93 62

La. -Monroe

Average RPI Win:	296
Average RPI Loss:	266

DIV. I ONLY	5- 4	145	0- 1	348	268	313	313	20	20
DIV. I NON-CONF.	5- 4	145	0- 1	348	268	313	313	20	20
TOTALS	RPI 1-25	RPI 26-50	W-L RECORDS	RPI 51-100	RPI 101-150	RPI 150+			
5- 4	0- 0	0- 0	OVERALL	0- 0	0- 0	5- 4			
3- 1	0- 0	0- 0	HOME	0- 0	0- 0	3- 1			
2- 2	0- 0	0- 0	AWAY	0- 0	0- 0	2- 2			
0- 1	0- 0	0- 0	NEUTRAL	0- 0	0- 0	0- 1			
5- 4	0- 0	0- 0	NON-CONFERENCE	0- 0	0- 0	5- 4			
3- 1	0- 0	0- 0	HOME	0- 0	0- 0	3- 1			
2- 2	0- 0	0- 0	AWAY	0- 0	0- 0	2- 2			
0- 1	0- 0	0- 0	NEUTRAL	0- 0	0- 0	0- 1			
0- 0	0- 0	0- 0	CONFERENCE	0- 0	0- 0	0- 0			
0- 0	0- 0	0- 0	HOME	0- 0	0- 0	0- 0			
0- 0	0- 0	0- 0	AWAY	0- 0	0- 0	0- 0			
0- 0	0- 0	0- 0	NEUTRAL	0- 0	0- 0	0- 0			

RPI 1-25				RPI 26-50				RPI 51-100				RPI 101+ Team's RPI: 313			
RPI	S	Opponent	Score	RPI	S	Opponent	Score	RPI	S	Opponent	Score	RPI	S	Opponent	Score
												168	H	Monmouth	73 69
												204	N	Delaware	47 65
												248	A	Fla. Atlantic	49 53
												280	H	Saint Peter's	60 62
												299	H	Binghamton	59 50
												333	A	Manhattan	49 60
												336	A	Wagner	66 43
												337	A	Fairleigh Dickinson	63 57
												341	H	Albany (NY)	67 66
LAST 12 Division I GAMES:															
				280	H	Saint Peter's	60 62	204	N	Delaware	47 65				
				336	A	Wagner	66 43	168	H	Monmouth	73 69				
				299	H	Binghamton	59 50	333	A	Manhattan	49 60				
				337	A	Fairleigh Dickinson	63 57	341	H	Albany (NY)	67 66				
								248	A	Fla. Atlantic	49 53				

Lafayette

Average RPI Win: 219 WON-LOST RECORD WINNING PCT. RANK LAST 10 GAMES STRENGTH OF SCHEDULE OPP. STRENGTH OF SCHEDULE TEAM RPI ADJ. RPI CONF. RPI ADJ CONF. RPI

DIV. I ONLY	2- 4	238	0- 0	5	333	26	26	23	23
DIV. I NON-CONF.	2- 4	238	0- 0	5	333	26	26	23	23
TOTALS	RPI 1-25	RPI 26-50	W-L RECORDS	RPI 51-100	RPI 101-150	RPI 150+			
2- 4	0- 1	0- 0	OVERALL	0- 3	1- 0	1- 0			
0- 0	0- 0	0- 0	HOME	0- 0	0- 0	0- 0			
2- 3	0- 1	0- 0	AWAY	0- 2	1- 0	1- 0			
0- 1	0- 0	0- 0	NEUTRAL	0- 1	0- 0	0- 0			
2- 4	0- 1	0- 0	NON-CONFERENCE	0- 3	1- 0	1- 0			
0- 0	0- 0	0- 0	HOME	0- 0	0- 0	0- 0			
2- 3	0- 1	0- 0	AWAY	0- 2	1- 0	1- 0			
0- 1	0- 0	0- 0	NEUTRAL	0- 1	0- 0	0- 0			
0- 0	0- 0	0- 0	CONFERENCE	0- 0	0- 0	0- 0			
0- 0	0- 0	0- 0	HOME	0- 0	0- 0	0- 0			
0- 0	0- 0	0- 0	AWAY	0- 0	0- 0	0- 0			
0- 0	0- 0	0- 0	NEUTRAL	0- 0	0- 0	0- 0			

RPI S Opponent Score	RPI S Opponent Score	Team's RPI: 26	RPI S Opponent Score	RPI S Opponent Score
22 A Mississippi St. 53 104			55 A Denver 110 117	104 A Texas A&M 74 68
			81 N Ohio 62 87	334 A Louisiana 79 77
			95 A Kansas St. 55 73	
LAST 12 Division I GAMES:				
95 A Kansas St. 55 73	81 N Ohio 62 87		55 A Denver 110 117	
104 A Texas A&M 74 68	22 A Mississippi St. 53 104		334 A Louisiana 79 77	

Non-Div I Games: LeTourneau 104 27 Louisiana Col. 94 43 McMurry 100 37

Average RPI Win:	241	WON-LOST	WINNING	LAST 10	STRENGTH OF	OPP. STRENGTH	TEAM	ADJ.	CONF.	ADJ CONF.
Average RPI Loss:	68	RECORD	PCT. RANK	GAMES	SCHEDULE	OF SCHEDULE	RPI	RPI	RPI	RPI

DIV. I ONLY	6- 2	68	0- 1	240	147	155	155	20	20
DIV. I NON-CONF.	6- 2	68	0- 1	240	147	155	155	20	20
TOTALS	RPI 1-25	RPI 26-50	W-L RECORDS	RPI 51-100	RPI 101-150	RPI 150+			
6- 2	0- 0	0- 0	OVERALL	0- 2	0- 0	6- 0			
4- 2	0- 0	0- 0	HOME	0- 2	0- 0	4- 0			
2- 0	0- 0	0- 0	AWAY	0- 0	0- 0	2- 0			
0- 0	0- 0	0- 0	NEUTRAL	0- 0	0- 0	0- 0			
6- 2	0- 0	0- 0	NON-CONFERENCE	0- 2	0- 0	6- 0			
4- 2	0- 0	0- 0	HOME	0- 2	0- 0	4- 0			
2- 0	0- 0	0- 0	AWAY	0- 0	0- 0	2- 0			
0- 0	0- 0	0- 0	NEUTRAL	0- 0	0- 0	0- 0			
0- 0	0- 0	0- 0	CONFERENCE	0- 0	0- 0	0- 0			
0- 0	0- 0	0- 0	HOME	0- 0	0- 0	0- 0			
0- 0	0- 0	0- 0	AWAY	0- 0	0- 0	0- 0			
0- 0	0- 0	0- 0	NEUTRAL	0- 0	0- 0	0- 0			

RPI 1-25				RPI 26-50				RPI 51-100				RPI 101+ Team's RPI: 155					
RPI	S	Opponent	Score	RPI	S	Opponent	Score	RPI	S	Opponent	Score	RPI	S	Opponent	Score		
								56	H	Villanova	48	70	168	H	Monmouth	63	48
								80	H	Charlotte	60	62	210	H	Sacred Heart	70	66
													249	H	Cornell	67	54
													256	H	Norfolk St.	62	41
													266	A	Central Conn. St.	88	62
													299	A	Binghamton	65	55
LAST 12 Division I GAMES:																	
				249	H	Cornell	67	54	80	H	Charlotte	60	62				
				256	H	Norfolk St.	62	41	210	H	Sacred Heart	70	66				
				299	A	Binghamton	65	55									
				56	H	Villanova	48	70									
				168	H	Monmouth	63	48									
				266	A	Central Conn. St.	88	62									

Non-Div I Games: Kutztown 73 39

Lehigh

Average RPI	Win:	264	WON-LOST	WINNING	LAST 10	STRENGTH OF	OPP. STRENGTH	TEAM	ADJ.	CONF.	ADJ CONF.
Average RPI	Loss:	135	RECORD	PCT. RANK	GAMES	SCHEDULE	OF SCHEDULE	RPI	RPI	RPI	RPI
DIV. I ONLY		2- 6	266	0- 1	272	135	300	300	26	26	
DIV. I NON-CONF.		2- 6	266	0- 1	272	135	300	300	26	26	

TOTALS	RPI 1-25		RPI 26-50		W-L RECORDS	RPI 51-100	RPI 101-150		RPI 150+		
2- 6	0- 0		0- 1		OVERALL	0- 2	0- 1		2- 2		
1- 2	0- 0		0- 1		HOME	0- 0	0- 1		1- 0		
1- 2	0- 0		0- 0		AWAY	0- 1	0- 0		1- 1		
0- 2	0- 0		0- 0		NEUTRAL	0- 1	0- 0		0- 1		
2- 6	0- 0		0- 1		NON-CONFERENCE	0- 2	0- 1		2- 2		
1- 2	0- 0		0- 1		HOME	0- 0	0- 1		1- 0		
1- 2	0- 0		0- 0		AWAY	0- 1	0- 0		1- 1		
0- 2	0- 0		0- 0		NEUTRAL	0- 1	0- 0		0- 1		
0- 0	0- 0		0- 0		CONFERENCE	0- 0	0- 0		0- 0		
0- 0	0- 0		0- 0		HOME	0- 0	0- 0		0- 0		
0- 0	0- 0		0- 0		AWAY	0- 0	0- 0		0- 0		
0- 0	0- 0		0- 0		NEUTRAL	0- 0	0- 0		0- 0		

RPI 1-25				RPI 26-50				RPI 51-100				RPI 101+ Team's RPI: 300			
RPI	S	Opponent	Score	RPI	S	Opponent	Score	RPI	S	Opponent	Score	RPI	S	Opponent	Score
				38	H	Vi rgi ni a Tech	61 72	80	N	Char lotte	61 63	101	H	James Madi son	53 74
								90	A	Chattanooga	60 75	243	A	Bethune-Cookman	76 81
												244	H	Sai nt Franci s (PA)	82 53
												256	N	Norfol k St.	53 66
												284	A	ETSU	89 86
LAST 12 Di vi si on I GAMES:															
				38	H	Vi rgi ni a Tech	61 72	256	N	Norfol k St.	53 66				
				243	A	Bethune-Cookman	76 81	284	A	ETSU	89 86				
								101	H	James Madi son	53 74				
								80	N	Char lotte	61 63				
								90	A	Chattanooga	60 75				
								244	H	Sai nt Franci s (PA)	82 53				

Non-Div I Games:

Liberty

Average RPI Win:	282	WON-LOST	WINNING	LAST 10	STRENGTH OF	OPP. STRENGTH	TEAM	ADJ.	CONF.	ADJ CONF.
Average RPI Loss:	179	RECORD	PCT. RANK	GAMES	SCHEDULE	OF SCHEDULE	RPI	RPI	RPI	RPI
DIV. I ONLY	2- 7	275	0- 1	294	253	317	317	26	26	
DIV. I NON-CONF.	2- 7	275	0- 1	294	253	317	317	26	26	

TOTALS	RPI 1-25	RPI 26-50	W-L RECORDS	RPI 51-100	RPI 101-150	RPI 150+				
2- 7	0- 0	0- 2	OVERALL	0- 1	0- 0	2- 4				
1- 2	0- 0	0- 0	HOME	0- 1	0- 0	1- 1				
1- 5	0- 0	0- 2	AWAY	0- 0	0- 0	1- 3				
0- 0	0- 0	0- 0	NEUTRAL	0- 0	0- 0	0- 0				
2- 7	0- 0	0- 2	NON-CONFERENCE	0- 1	0- 0	2- 4				
1- 2	0- 0	0- 0	HOME	0- 1	0- 0	1- 1				
1- 5	0- 0	0- 2	AWAY	0- 0	0- 0	1- 3				
0- 0	0- 0	0- 0	NEUTRAL	0- 0	0- 0	0- 0				
0- 0	0- 0	0- 0	CONFERENCE	0- 0	0- 0	0- 0				
0- 0	0- 0	0- 0	HOME	0- 0	0- 0	0- 0				
0- 0	0- 0	0- 0	AWAY	0- 0	0- 0	0- 0				
0- 0	0- 0	0- 0	NEUTRAL	0- 0	0- 0	0- 0				

RPI 1-25				RPI 26-50				RPI 51-100				RPI 101+ Team's RPI : 317			
RPI	S	Opponent	Score	RPI	S	Opponent	Score	RPI	S	Opponent	Score	RPI	S	Opponent	Score
47	A	Clemson	26 68	64	H	UT Martin	53 62	187	A	Cincinnati	55 71				
50	A	Belmont	43 83					240	H	Jacksonville St.	46 58				
								271	A	Alabama A&M	62 58				
								293	H	Tennessee St.	64 62				
								321	A	Murray St.	61 97				
								344	A	Austin Peay	58 70				
LAST 12 Division I GAMES:															
64	H	UT Martin	53 62	321	A	Murray St.	61 97								
50	A	Belmont	43 83	240	H	Jacksonville St.	46 58								
344	A	Austin Peay	58 70	271	A	Alabama A&M	62 58								
187	A	Cincinnati	55 71	47	A	Clemson	26 68								
				293	H	Tennessee St.	64 62								

Non-Div I Games:

Lipscomb

Average RPI Win:	184	WON-LOST	WINNING	LAST 10	STRENGTH OF	OPP. STRENGTH	TEAM	ADJ.	CONF.	ADJ CONF.
Average RPI Loss:	92	RECORD	PCT. RANK	GAMES	SCHEDULE	OF SCHEDULE	RPI	RPI	RPI	RPI
DIV. I ONLY	2- 6	266	0- 1	26	171	175	175	19	19	
DIV. I NON-CONF.	2- 6	266	0- 1	26	171	175	175	19	19	

TOTALS	RPI 1-25	RPI 26-50	W-L RECORDS	RPI 51-100	RPI 101-150	RPI 150+				
2- 6	0- 1	0- 1	OVERALL	0- 1	1- 2	1- 1				
1- 5	0- 1	0- 0	HOME	0- 1	0- 2	1- 1				
1- 1	0- 0	0- 1	AWAY	0- 0	1- 0	0- 0				
0- 0	0- 0	0- 0	NEUTRAL	0- 0	0- 0	0- 0				
2- 6	0- 1	0- 1	NON-CONFERENCE	0- 1	1- 2	1- 1				
1- 5	0- 1	0- 0	HOME	0- 1	0- 2	1- 1				
1- 1	0- 0	0- 1	AWAY	0- 0	1- 0	0- 0				
0- 0	0- 0	0- 0	NEUTRAL	0- 0	0- 0	0- 0				
0- 0	0- 0	0- 0	CONFERENCE	0- 0	0- 0	0- 0				
0- 0	0- 0	0- 0	HOME	0- 0	0- 0	0- 0				
0- 0	0- 0	0- 0	AWAY	0- 0	0- 0	0- 0				
0- 0	0- 0	0- 0	NEUTRAL	0- 0	0- 0	0- 0				

RPI 1-25				RPI 26-50				RPI 51-100				RPI 101+ Team's RPI : 175											
RPI	S	Opponent	Score	RPI	S	Opponent	Score	RPI	S	Opponent	Score	RPI	S	Opponent	Score								
22	H	Mississippi St.	63 98	37	A	LSU	45 60	95	H	Kansas St.	47 53	104	H	Texas A&M	40 61								
												119	A	Louisiana Tech	69 58								
												133	H	Rice	65 79								
												160	H	Western Ky.	56 68								
												248	H	Fla. Atlantic	61 38								

LAST 12 Division I GAMES:																							
160	H	Western Ky.	56 68	95	H	Kansas St.	47 53																
22	H	Mississippi St.	63 98	119	A	Louisiana Tech	69 58																
37	A	LSU	45 60																				
104	H	Texas A&M	40 61																				
133	H	Rice	65 79																				
248	H	Fla. Atlantic	61 38																				

Non-Div I Games:

Little Rock

Average RPI Win: 201			WON-LOST RECORD			WINNING PCT. RANK			LAST 10 GAMES			STRENGTH OF SCHEDULE			OPP. STRENGTH OF SCHEDULE			TEAM RPI			ADJ. RPI			CONF. RPI			ADJ CONF. RPI		
Average RPI Loss: 122																													
DIV. I ONLY			1- 9			324			0- 1			76			234			277			277			22			22		
DIV. I NON-CONF.			1- 9			324			0- 1			76			234			277			277			22			22		
TOTALS			RPI 1-25			RPI 26-50			W-L RECORDS			RPI 51-100			RPI 101-150			RPI 150+											
1- 9			0- 1			0- 0			OVERALL			0- 3			0- 3			1- 2											
1- 6			0- 0			0- 0			HOME			0- 2			0- 2			1- 2											
0- 3			0- 1			0- 0			AWAY			0- 1			0- 1			0- 0											
0- 0			0- 0			0- 0			NEUTRAL			0- 0			0- 0			0- 0											
1- 9			0- 1			0- 0			NON-CONFERENCE			0- 3			0- 3			1- 2											
1- 6			0- 0			0- 0			HOME			0- 2			0- 2			1- 2											
0- 3			0- 1			0- 0			AWAY			0- 1			0- 1			0- 0											
0- 0			0- 0			0- 0			NEUTRAL			0- 0			0- 0			0- 0											
0- 0			0- 0			0- 0			CONFERENCE			0- 0			0- 0			0- 0											
0- 0			0- 0			0- 0			HOME			0- 0			0- 0			0- 0											
0- 0			0- 0			0- 0			AWAY			0- 0			0- 0			0- 0											
0- 0			0- 0			0- 0			NEUTRAL			0- 0			0- 0			0- 0											

RPI 1-25				RPI 26-50				RPI 51-100				RPI 101+ Team's RPI: 277			
RPI	S	Opponent	Score	RPI	S	Opponent	Score	RPI	S	Opponent	Score	RPI	S	Opponent	Score
10	A	Oregon	48 110					78	H	Arizona	43 70	103	H	UNI	64 71
								79	H	Southern California	50 86	106	A	Montana St.	62 85
								99	A	Utah	59 82	130	H	San Diego	56 60
												201	H	Idaho	70 63
												207	H	Nevada	67 76
												290	H	California Baptist	83 85
LAST 12 Division I GAMES:															
103	H	UNI	64 71	78	H	Arizona	43 70	130	H	San Diego	56 60				
207	H	Nevada	67 76	10	A	Oregon	48 110	106	A	Montana St.	62 85				
99	A	Utah	59 82	201	H	Idaho	70 63								
79	H	Southern California	50 86												
290	H	California Baptist	83 85												

Non-Div I Games:

Long Beach St.

Average RPI	Win: 332	WON-LOST	WINNING	LAST 10	STRENGTH OF	OPP. STRENGTH	TEAM	ADJ.	CONF.	ADJ CONF.
Average RPI	Loss: 218	RECORD	PCT. RANK	GAMES	SCHEDULE	OF SCHEDULE	RPI	RPI	RPI	RPI
DIV. I ONLY	1- 4	288	0- 1	351	241	351	351	29	29	
DIV. I NON-CONF.	1- 4	288	0- 1	351	241	351	351	29	29	

TOTALS	RPI 1-25	RPI 26-50	W-L RECORDS	RPI 51-100	RPI 101-150	RPI 150+				
1- 4	0- 0	0- 0	OVERALL	0- 1	0- 0	1- 3				
1- 3	0- 0	0- 0	HOME	0- 0	0- 0	1- 3				
0- 1	0- 0	0- 0	AWAY	0- 1	0- 0	0- 0				
0- 0	0- 0	0- 0	NEUTRAL	0- 0	0- 0	0- 0				
1- 4	0- 0	0- 0	NON-CONFERENCE	0- 1	0- 0	1- 3				
1- 3	0- 0	0- 0	HOME	0- 0	0- 0	1- 3				
0- 1	0- 0	0- 0	AWAY	0- 1	0- 0	0- 0				
0- 0	0- 0	0- 0	NEUTRAL	0- 0	0- 0	0- 0				
0- 0	0- 0	0- 0	CONFERENCE	0- 0	0- 0	0- 0				
0- 0	0- 0	0- 0	HOME	0- 0	0- 0	0- 0				
0- 0	0- 0	0- 0	AWAY	0- 0	0- 0	0- 0				
0- 0	0- 0	0- 0	NEUTRAL	0- 0	0- 0	0- 0				

RPI 1-25				RPI 26-50				RPI 51-100				RPI 101+ Team's RPI : 351						
RPI	S	Opponent	Score	RPI	S	Opponent	Score	RPI	S	Opponent	Score	RPI	S	Opponent	Score			
								82	A	VCU	55	84	211	H	Wofford	72	101	
												244	H	Saint Francis (PA)	88	91		
												332	H	UMES	83	71		
												336	H	Wagner	60	86		

LAST 12 Division I GAMES:																		
				211	H	Wofford	72	101	244	H	Saint Francis (PA)	88	91	332	H	UMES	83	71
									336	H	Wagner	60	86	82	A	VCU	55	84

Non-Div I Games:

Longwood

Average RPI Win: 322 WON-LOST WINNING LAST 10
Average RPI Loss: 166 RECORD PCT. RANK GAMES STRENGTH OF OPP. STRENGTH TEAM ADJ. CONF. ADJ CONF.
SCHEDULE OF SCHEDULE RPI RPI RPI RPI

DIV. I ONLY	2- 5	255	0- 1	340	158	334	334	19	19
DIV. I NON-CONF.	2- 5	255	0- 1	340	158	334	334	19	19
TOTALS	RPI 1-25	RPI 26-50	W-L RECORDS	RPI 51-100	RPI 101-150	RPI 150+			
2- 5	0- 0	0- 2	OVERALL	0- 0	0- 1	2- 2			
1- 2	0- 0	0- 1	HOME	0- 0	0- 1	1- 0			
1- 2	0- 0	0- 1	AWAY	0- 0	0- 0	1- 1			
0- 1	0- 0	0- 0	NEUTRAL	0- 0	0- 0	0- 1			
2- 5	0- 0	0- 2	NON-CONFERENCE	0- 0	0- 1	2- 2			
1- 2	0- 0	0- 1	HOME	0- 0	0- 1	1- 0			
1- 2	0- 0	0- 1	AWAY	0- 0	0- 0	1- 1			
0- 1	0- 0	0- 0	NEUTRAL	0- 0	0- 0	0- 1			
0- 0	0- 0	0- 0	CONFERENCE	0- 0	0- 0	0- 0			
0- 0	0- 0	0- 0	HOME	0- 0	0- 0	0- 0			
0- 0	0- 0	0- 0	AWAY	0- 0	0- 0	0- 0			
0- 0	0- 0	0- 0	NEUTRAL	0- 0	0- 0	0- 0			

RPI S Opponent	RPI S Opponent	RPI S Opponent	RPI S Opponent	Team's RPI: 334
RPI 1-25	RPI 26-50	RPI 51-100	RPI 101+	
Score	Score	Score	Score	
26 H Lamar University 77 79	41 A Auburn 59 71		131 H Sam Houston St. 62 68	
			312 N A&M-Corpus Christi 63 64	
			316 H Jackson St. 68 61	
			322 A UTRGV 60 75	
			328 A McNeese 70 59	
LAST 12 Division I GAMES:				
312 N A&M-Corpus Christi 63 64	131 H Sam Houston St. 62 68			
41 A Auburn 59 71	322 A UTRGV 60 75			
316 H Jackson St. 68 61				
328 A McNeese 70 59				
26 H Lamar University 77 79				

Non-Div I Games: Dillard 69 72

Louisiana

Average RPI Win:	160	WON-LOST	WINNING	LAST 10	STRENGTH OF	OPP. STRENGTH	TEAM	ADJ.	CONF.	ADJ CONF.
Average RPI Loss:	147	RECORD	PCT. RANK	GAMES	SCHEDULE	OF SCHEDULE	RPI	RPI	RPI	RPI

DIV. I ONLY	4- 3	133	1- 0	176	49	119	119	18	18
DIV. I NON-CONF.	4- 3	133	1- 0	176	49	119	119	18	18

TOTALS	RPI 1-25	RPI 26-50	W-L RECORDS	RPI 51-100	RPI 101-150	RPI 150+			
4- 3	0- 0	0- 1	OVERALL	1- 0	1- 0	2- 2			
1- 1	0- 0	0- 0	HOME	0- 0	1- 0	0- 1			
2- 2	0- 0	0- 1	AWAY	0- 0	0- 0	2- 1			
1- 0	0- 0	0- 0	NEUTRAL	1- 0	0- 0	0- 0			
4- 3	0- 0	0- 1	NON-CONFERENCE	1- 0	1- 0	2- 2			
1- 1	0- 0	0- 0	HOME	0- 0	1- 0	0- 1			
2- 2	0- 0	0- 1	AWAY	0- 0	0- 0	2- 1			
1- 0	0- 0	0- 0	NEUTRAL	1- 0	0- 0	0- 0			
0- 0	0- 0	0- 0	CONFERENCE	0- 0	0- 0	0- 0			
0- 0	0- 0	0- 0	HOME	0- 0	0- 0	0- 0			
0- 0	0- 0	0- 0	AWAY	0- 0	0- 0	0- 0			
0- 0	0- 0	0- 0	NEUTRAL	0- 0	0- 0	0- 0			

RPI S Opponent	RPI S Opponent	RPI S Opponent	RPI S Opponent	Team's RPI: 119
RPI 1-25	RPI 26-50	RPI 51-100	RPI 101+	
Score	Score	Score	Score	
35 A Arizona St.	44 80	72 N Alabama	79 62	132 H Houston 100 88
				159 A Arkansas St. 80 70
				175 H Little Rock 58 69
				232 A Wichita St. 56 70
				276 A Memphis 66 50
LAST 12 Division I GAMES:				
72 N Alabama	79 62	35 A Arizona St.	44 80	
		232 A Wichita St.	56 70	
		159 A Arkansas St.	80 70	
		276 A Memphis	66 50	
		132 H Houston	100 88	
		175 H Little Rock	58 69	

Non-Div I Games: LSU-Alexandria 112 70

Louisiana Tech

Average RPI Win:	116	WON-LOST	WINNING	LAST 10	STRENGTH OF	OPP. STRENGTH	TEAM	ADJ.	CONF.	ADJ CONF.
Average RPI Loss:	0	RECORD	PCT. RANK	GAMES	SCHEDULE	OF SCHEDULE	RPI	RPI	RPI	RPI
DIV. I ONLY	10- 0	1	1- 0	37	63	5	5	1	1	
DIV. I NON-CONF.	10- 0	1	1- 0	37	63	5	5	1	1	

TOTALS	RPI 1-25	RPI 26-50	W-L RECORDS	RPI 51-100	RPI 101-150	RPI 150+				
10- 0	1- 0	1- 0	OVERALL	2- 0	3- 0	3- 0				
5- 0	1- 0	0- 0	HOME	1- 0	2- 0	1- 0				
3- 0	0- 0	0- 0	AWAY	1- 0	1- 0	1- 0				
2- 0	0- 0	1- 0	NEUTRAL	0- 0	0- 0	1- 0				
10- 0	1- 0	1- 0	NON-CONFERENCE	2- 0	3- 0	3- 0				
5- 0	1- 0	0- 0	HOME	1- 0	2- 0	1- 0				
3- 0	0- 0	0- 0	AWAY	1- 0	1- 0	1- 0				
2- 0	0- 0	1- 0	NEUTRAL	0- 0	0- 0	1- 0				
0- 0	0- 0	0- 0	CONFERENCE	0- 0	0- 0	0- 0				
0- 0	0- 0	0- 0	HOME	0- 0	0- 0	0- 0				
0- 0	0- 0	0- 0	AWAY	0- 0	0- 0	0- 0				
0- 0	0- 0	0- 0	NEUTRAL	0- 0	0- 0	0- 0				

RPI 1-25	Team's RPI: 5	RPI 26-50	RPI 51-100	RPI 101+
RPI S Opponent Score	RPI S Opponent Score	RPI S Opponent Score	RPI S Opponent Score	RPI S Opponent Score
15 H Kentucky 80 75	35 N Arizona St. 58 56	64 H UT Martin 102 62	90 A Chattanooga 75 49	112 H Miami (OH) 95 73
				118 A Boise St. 74 55
				121 H Nebraska 85 68
				156 N Hartford 86 69
				160 A Western Ky. 102 80
				293 H Tennessee St. 107 52
LAST 12 Division I GAMES:				
15 H Kentucky 80 75	35 N Arizona St. 58 56	118 A Boise St. 74 55	90 A Chattanooga 75 49	160 A Western Ky. 102 80
64 H UT Martin 102 62				
293 H Tennessee St. 107 52				
121 H Nebraska 85 68				
112 H Miami (OH) 95 73				
156 N Hartford 86 69				

Non-Div I Games:

Louisville

Average RPI	Win:	279	WON-LOST	WINNING	LAST 10	STRENGTH OF	OPP. STRENGTH	TEAM	ADJ.	CONF.	ADJ CONF.
Average RPI	Loss:	117	RECORD	PCT. RANK	GAMES	SCHEDULE	OF SCHEDULE	RPI	RPI	RPI	RPI
DIV. I ONLY		6- 3		98	0- 1	297	211	171	171	14	14
DIV. I NON-CONF.		6- 3		98	0- 1	297	211	171	171	14	14

TOTALS	RPI 1-25		RPI 26-50		W-L RECORDS	RPI 51-100		RPI 101-150		RPI 150+	
6- 3	0- 0		0- 0		OVERALL	0- 1		0- 2		6- 0	
4- 0	0- 0		0- 0		HOME	0- 0		0- 0		4- 0	
2- 3	0- 0		0- 0		AWAY	0- 1		0- 2		2- 0	
0- 0	0- 0		0- 0		NEUTRAL	0- 0		0- 0		0- 0	
6- 3	0- 0		0- 0		NON-CONFERENCE	0- 1		0- 2		6- 0	
4- 0	0- 0		0- 0		HOME	0- 0		0- 0		4- 0	
2- 3	0- 0		0- 0		AWAY	0- 1		0- 2		2- 0	
0- 0	0- 0		0- 0		NEUTRAL	0- 0		0- 0		0- 0	
0- 0	0- 0		0- 0		CONFERENCE	0- 0		0- 0		0- 0	
0- 0	0- 0		0- 0		HOME	0- 0		0- 0		0- 0	
0- 0	0- 0		0- 0		AWAY	0- 0		0- 0		0- 0	
0- 0	0- 0		0- 0		NEUTRAL	0- 0		0- 0		0- 0	

RPI 1-25				RPI 26-50				RPI 51-100				RPI 101+ Team's RPI: 171			
RPI	S	Opponent	Score	RPI	S	Opponent	Score	RPI	S	Opponent	Score	RPI	S	Opponent	Score
								65	A	Purdue	41 65	142	A	Bowling Green	74 88
												144	A	Youngstown St.	63 74
												212	H	SIUE	56 43
												218	A	UIC	75 60
												282	H	Detroit Mercy	52 43
												318	A	Western Mi ch.	64 53
												320	H	Purdue Fort Wayne	81 67
												325	H	Chi cago St.	76 40

LAST 12 Division I GAMES:															
318	A	Western Mi ch.	64 53	65	A	Purdue	41 65	212	H	SIUE	56 43	144	A	Youngstown St.	63 74
320	H	Purdue Fort Wayne	81 67												
325	H	Chi cago St.	76 40												
142	A	Bowling Green	74 88												
218	A	UIC	75 60												
282	H	Detroit Mercy	52 43												

Non-Div I Games:

Loyol a Chi cago

Average RPI		Win: 0	WON-LOST	WINNING	LAST 10	STRENGTH OF		OPP. STRENGTH	TEAM	ADJ.	CONF.	ADJ CONF.
Loss: 198			RECORD	PCT. RANK	GAMES	SCHEDULE		OF SCHEDULE	RPI	RPI	RPI	RPI
DIV. I	ONLY	0- 9	327	0- 1	184	308	330	330	20	20		
DIV. I	NON-CONF.	0- 9	327	0- 1	184	308	330	330	20	20		

TOTALS		RPI 1-25		RPI 26-50		W-L RECORDS		RPI 51-100	RPI 101-150		RPI 150+	
0- 9		0- 0		0- 0		OVERALL		0- 0	0- 1		0- 8	
0- 3		0- 0		0- 0		HOME		0- 0	0- 0		0- 3	
0- 5		0- 0		0- 0		AWAY		0- 0	0- 0		0- 5	
0- 1		0- 0		0- 0		NEUTRAL		0- 0	0- 1		0- 0	
0- 9		0- 0		0- 0		NON-CONFERENCE		0- 0	0- 1		0- 8	
0- 3		0- 0		0- 0		HOME		0- 0	0- 0		0- 3	
0- 5		0- 0		0- 0		AWAY		0- 0	0- 0		0- 5	
0- 1		0- 0		0- 0		NEUTRAL		0- 0	0- 1		0- 0	
0- 0		0- 0		0- 0		CONFERENCE		0- 0	0- 0		0- 0	
0- 0		0- 0		0- 0		HOME		0- 0	0- 0		0- 0	
0- 0		0- 0		0- 0		AWAY		0- 0	0- 0		0- 0	
0- 0		0- 0		0- 0		NEUTRAL		0- 0	0- 0		0- 0	

RPI 1-25				RPI 26-50				RPI 51-100				RPI 101+ Team's RPI: 330			
RPI	S	Opponent	Score	RPI	S	Opponent	Score	RPI	S	Opponent	Score	RPI	S	Opponent	Score
												116	N	Boston College	47 73
												158	H	Mt. St. Mary's	67 77
												166	A	George Mason	38 70
												173	A	Georgetown	30 45
												188	H	William & Mary	49 65
												215	A	Towson	57 62
												233	A	Dartmouth	41 54
												234	H	St. Francis Brooklyn	70 75
												301	A	Saint Joseph's	46 49
LAST 12 Division I GAMES:															
188	H	William & Mary	49 65	301	A	Saint Joseph's	46 49	234	H	St. Francis Brooklyn	70 75	215	A	Towson	57 62
173	A	Georgetown	30 45	234	H	St. Francis Brooklyn	70 75	158	H	Mt. St. Mary's	67 77	116	N	Boston College	47 73
233	A	Dartmouth	41 54	215	A	Towson	57 62								
166	A	George Mason	38 70	158	H	Mt. St. Mary's	67 77								

Non-Div I Games:

Loyola Maryl and

Average RPI	Win:	159	WON-LOST	WINNING	LAST 10	STRENGTH OF	OPP. STRENGTH	TEAM	ADJ.	CONF.	ADJ CONF.
Average RPI	Loss:	98	RECORD	PCT. RANK	GAMES	SCHEDULE	OF SCHEDULE	RPI	RPI	RPI	RPI
DIV. I ONLY		6- 2		68	1- 0	152	83	66	66	7	7
DIV. I NON-CONF.		6- 2		68	1- 0	152	83	66	66	7	7
<hr/>											
TOTALS	RPI 1-25		RPI 26-50		W-L RECORDS	RPI 51-100		RPI 101-150		RPI 150+	
6- 2	0- 0		1- 0		OVERALL	1- 1		2- 1		2- 0	
3- 1	0- 0		1- 0		HOME	0- 0		1- 1		1- 0	
3- 1	0- 0		0- 0		AWAY	1- 1		1- 0		1- 0	
0- 0	0- 0		0- 0		NEUTRAL	0- 0		0- 0		0- 0	
6- 2	0- 0		1- 0		NON-CONFERENCE	1- 1		2- 1		2- 0	
3- 1	0- 0		1- 0		HOME	0- 0		1- 1		1- 0	
3- 1	0- 0		0- 0		AWAY	1- 1		1- 0		1- 0	
0- 0	0- 0		0- 0		NEUTRAL	0- 0		0- 0		0- 0	
0- 0	0- 0		0- 0		CONFERENCE	0- 0		0- 0		0- 0	
0- 0	0- 0		0- 0		HOME	0- 0		0- 0		0- 0	
0- 0	0- 0		0- 0		AWAY	0- 0		0- 0		0- 0	
0- 0	0- 0		0- 0		NEUTRAL	0- 0		0- 0		0- 0	

RPI	S	Opponent	Score	RPI	S	Opponent	Score	RPI	S	Opponent	Score	RPI	S	Opponent	Score
				48	H	UCLA	69 63					113	H	UC Davis	60 53
								55	A	Denver	75 104	128	A	CSUN	72 53
								78	A	Arizona	66 64	141	H	Northern Ariz.	62 63
												285	H	Robert Morris	61 53
												302	A	UC Santa Barbara	70 57
<hr/>															
LAST 12 Division I GAMES:															
				285	H	Robert Morris	61 53	55	A	Denver	75 104				
				128	A	CSUN	72 53	113	H	UC Davis	60 53				
								141	H	Northern Ariz.	62 63				
								302	A	UC Santa Barbara	70 57				
								78	A	Arizona	66 64				
								48	H	UCLA	69 63				

Non-Div I Games:

Loyola Marymount

Average RPI Win:	168	WON-LOST	WINNING	LAST 10	STRENGTH OF	OPP. STRENGTH	TEAM	ADJ.	CONF.	ADJ CONF.
Average RPI Loss:	35	RECORD	PCT. RANK	GAMES	SCHEDULE	OF SCHEDULE	RPI	RPI	RPI	RPI
DIV. I ONLY	7- 2	51	1- 0	142	90	53	53	24	24	
DIV. I NON-CONF.	7- 2	51	1- 0	142	90	53	53	24	24	
TOTALS	RPI 1-25	RPI 26-50	W-L RECORDS	RPI 51-100	RPI 101-150	RPI 150+				
7- 2	0- 1	1- 1	OVERALL	1- 0	1- 0	4- 0				
2- 1	0- 0	0- 1	HOME	1- 0	0- 0	1- 0				
3- 1	0- 1	1- 0	AWAY	0- 0	0- 0	2- 0				
2- 0	0- 0	0- 0	NEUTRAL	0- 0	1- 0	1- 0				
7- 2	0- 1	1- 1	NON-CONFERENCE	1- 0	1- 0	4- 0				
2- 1	0- 0	0- 1	HOME	1- 0	0- 0	1- 0				
3- 1	0- 1	1- 0	AWAY	0- 0	0- 0	2- 0				
2- 0	0- 0	0- 0	NEUTRAL	0- 0	1- 0	1- 0				
0- 0	0- 0	0- 0	CONFERENCE	0- 0	0- 0	0- 0				
0- 0	0- 0	0- 0	HOME	0- 0	0- 0	0- 0				
0- 0	0- 0	0- 0	AWAY	0- 0	0- 0	0- 0				
0- 0	0- 0	0- 0	NEUTRAL	0- 0	0- 0	0- 0				

RPI	S	Opponent	Score	RPI	S	Opponent	Score	RPI	S	Opponent	Score	RPI	S	Opponent	Score
23	A	Green Bay	39 70	33	A	North Carolina	85 73	74	H	Toledo	73 59	122	N	Penn	47 46
				46	H	Duke	63 66					163	A	Harvard	67 60
												229	H	Brown	102 96
												268	A	Bryant	74 57
												287	N	N. C. A&T	58 52
LAST 12 Division I GAMES:															
229	H	Brown	102 96	46	H	Duke	63 66								
163	A	Harvard	67 60	268	A	Bryant	74 57								
33	A	North Carolina	85 73	74	H	Toledo	73 59								
122	N	Penn	47 46												
287	N	N. C. A&T	58 52												
23	A	Green Bay	39 70												

Non-Div I Games:

Maine

Average RPI Win:	331	WON-LOST	WINNING	LAST 10	STRENGTH OF	OPP. STRENGTH	TEAM	ADJ.	CONF.	ADJ CONF.
Average RPI Loss:	195	RECORD	PCT. RANK	GAMES	SCHEDULE	OF SCHEDULE	RPI	RPI	RPI	RPI
DIV. I ONLY	2- 7	275	0- 1	271	334	333	333	28	28	
DIV. I NON-CONF.	2- 7	275	0- 1	271	334	333	333	28	28	

TOTALS	RPI 1-25	RPI 26-50	W-L RECORDS	RPI 51-100	RPI 101-150	RPI 150+				
2- 7	0- 0	0- 0	OVERALL	0- 0	0- 3	2- 4				
2- 4	0- 0	0- 0	HOME	0- 0	0- 3	2- 1				
0- 3	0- 0	0- 0	AWAY	0- 0	0- 0	0- 3				
0- 0	0- 0	0- 0	NEUTRAL	0- 0	0- 0	0- 0				
2- 7	0- 0	0- 0	NON-CONFERENCE	0- 0	0- 3	2- 4				
2- 4	0- 0	0- 0	HOME	0- 0	0- 3	2- 1				
0- 3	0- 0	0- 0	AWAY	0- 0	0- 0	0- 3				
0- 0	0- 0	0- 0	NEUTRAL	0- 0	0- 0	0- 0				
0- 0	0- 0	0- 0	CONFERENCE	0- 0	0- 0	0- 0				
0- 0	0- 0	0- 0	HOME	0- 0	0- 0	0- 0				
0- 0	0- 0	0- 0	AWAY	0- 0	0- 0	0- 0				
0- 0	0- 0	0- 0	NEUTRAL	0- 0	0- 0	0- 0				

RPI 1-25				RPI 26-50				RPI 51-100				RPI 101+ Team's RPI : 333					
RPI	S	Opponent	Score	RPI	S	Opponent	Score	RPI	S	Opponent	Score	RPI	S	Opponent	Score		
												102	H	Stony Brook	48 79		
												108	H	Wright St.	44 60		
												145	H	Drexel	39 53		
												154	A	Fordham	61 65		
												234	A	St. Francis Brooklyn	65 73		
												282	H	Detroit Mercy	56 58		
												313	H	Lafayette	60 49		
												341	A	Albany (NY)	54 60		
												349	H	LIU Brooklyn	61 46		

LAST 12 Division I GAMES:																	
				154	A	Fordham	61 65			108	H	Wright St.	44 60				
				282	H	Detroit Mercy	56 58			145	H	Drexel	39 53				
				102	H	Stony Brook	48 79			313	H	Lafayette	60 49				
				341	A	Albany (NY)	54 60										
				234	A	St. Francis Brooklyn	65 73										
				349	H	LIU Brooklyn	61 46										

Non-Div I Games:

Manhattan

M
a
r
i
s
t

M
a
r
i
s
t

Mari st

Average RPI Win:	104	WON-LOST	WINNING	LAST 10	STRENGTH OF	OPP. STRENGTH	TEAM	ADJ.	CONF.	ADJ CONF.
Average RPI Loss:	18	RECORD	PCT. RANK	GAMES	SCHEDULE	OF SCHEDULE	RPI	RPI	RPI	RPI
DIV. I ONLY	7- 2	51	1- 0	16	53	6	6	4	4	
DIV. I NON-CONF.	7- 2	51	1- 0	16	53	6	6	4	4	

TOTALS	RPI 1-25	RPI 26-50	W-L RECORDS	RPI 51-100	RPI 101-150	RPI 150+				
7- 2	1- 2	1- 0	OVERALL	1- 0	2- 0	2- 0				
5- 0	1- 0	1- 0	HOME	0- 0	2- 0	1- 0				
2- 2	0- 2	0- 0	AWAY	1- 0	0- 0	1- 0				
0- 0	0- 0	0- 0	NEUTRAL	0- 0	0- 0	0- 0				
7- 2	1- 2	1- 0	NON-CONFERENCE	1- 0	2- 0	2- 0				
5- 0	1- 0	1- 0	HOME	0- 0	2- 0	1- 0				
2- 2	0- 2	0- 0	AWAY	1- 0	0- 0	1- 0				
0- 0	0- 0	0- 0	NEUTRAL	0- 0	0- 0	0- 0				
0- 0	0- 0	0- 0	CONFERENCE	0- 0	0- 0	0- 0				
0- 0	0- 0	0- 0	HOME	0- 0	0- 0	0- 0				
0- 0	0- 0	0- 0	AWAY	0- 0	0- 0	0- 0				
0- 0	0- 0	0- 0	NEUTRAL	0- 0	0- 0	0- 0				

RPI	S	Opponent	Score	RPI	S	Opponent	Score	RPI	S	Opponent	Score	RPI	S	Opponent	Score
7	H	South Dakota St.	91 52	45	H	Michigan	85 74	62	A	Northwestern	76 57	103	H	UNI	102 61
14	A	Miami (FL)	55 63									106	H	Montana St.	100 52
22	A	Mississippi St.	82 87									184	A	Milwaukee	83 74
												218	H	UIC	96 32

LAST 12 Division I GAMES:															
103	H	UNI	102 61	22	A	Mississippi St.	82 87								
14	A	Miami (FL)	55 63	45	H	Michigan	85 74	184	A	Milwaukee	83 74				
62	A	Northwestern	76 57					218	H	UIC	96 32				
								106	H	Montana St.	100 52				
								7	H	South Dakota St.	91 52				

Non-Div I Games:

Marquette

Average RPI Win:	294	WON-LOST	WINNING	LAST 10	STRENGTH OF	OPP. STRENGTH	TEAM	ADJ.	CONF.	ADJ CONF.
Average RPI Loss:	154	RECORD	PCT. RANK	GAMES	SCHEDULE	OF SCHEDULE	RPI	RPI	RPI	RPI
DIV. I ONLY	3- 5	218	1- 0	309	190	310	310	18	18	
DIV. I NON-CONF.	3- 5	218	1- 0	309	190	310	310	18	18	

TOTALS	RPI 1-25	RPI 26-50	W-L RECORDS	RPI 51-100	RPI 101-150	RPI 150+				
3- 5	0- 0	0- 0	OVERALL	0- 0	0- 3	3- 2				
3- 1	0- 0	0- 0	HOME	0- 0	0- 1	3- 0				
0- 4	0- 0	0- 0	AWAY	0- 0	0- 2	0- 2				
0- 0	0- 0	0- 0	NEUTRAL	0- 0	0- 0	0- 0				
3- 5	0- 0	0- 0	NON-CONFERENCE	0- 0	0- 3	3- 2				
3- 1	0- 0	0- 0	HOME	0- 0	0- 1	3- 0				
0- 4	0- 0	0- 0	AWAY	0- 0	0- 2	0- 2				
0- 0	0- 0	0- 0	NEUTRAL	0- 0	0- 0	0- 0				
0- 0	0- 0	0- 0	CONFERENCE	0- 0	0- 0	0- 0				
0- 0	0- 0	0- 0	HOME	0- 0	0- 0	0- 0				
0- 0	0- 0	0- 0	AWAY	0- 0	0- 0	0- 0				
0- 0	0- 0	0- 0	NEUTRAL	0- 0	0- 0	0- 0				

RPI 1-25				RPI 26-50				RPI 51-100				RPI 101+ Team's RPI: 310			
RPI	S	Opponent	Score	RPI	S	Opponent	Score	RPI	S	Opponent	Score	RPI	S	Opponent	Score
												125	H	Indiana St.	53 62
												126	A	Wisconsin	49 67
												142	A	Bowling Green	76 99
												162	A	Southern Ill.	49 58
												214	A	Appalachian St.	52 74
												258	H	Coppin St.	88 67
												278	H	Cleveland St.	86 64
												347	H	Evansville	72 65

LAST 12 Division I GAMES:															
				278	H	Cleveland St.	86 64	142	A	Bowling Green	76 99				
				126	A	Wisconsin	49 67	125	H	Indiana St.	53 62				
				258	H	Coppin St.	88 67								
				347	H	Evansville	72 65								
				214	A	Appalachian St.	52 74								
				162	A	Southern Ill.	49 58								

Non-Div I Games: Bluefield St. 82 29

Marshall

Average RPI	Win:	175	WON-LOST	WINNING	LAST 10	STRENGTH OF	OPP. STRENGTH	TEAM	ADJ.	CONF.	ADJ CONF.
Average RPI	Loss:	0	RECORD	PCT. RANK	GAMES	SCHEDULE	OF SCHEDULE	RPI	RPI	RPI	RPI
DIV. I ONLY		9- 0		1	1- 0	223	87	31	31	3	3
DIV. I NON-CONF.		9- 0		1	1- 0	223	87	31	31	3	3

TOTALS	RPI 1-25		RPI 26-50		W-L RECORDS	RPI 51-100		RPI 101-150		RPI 150+	
9- 0	0- 0		0- 0		OVERALL	3- 0		2- 0		4- 0	
5- 0	0- 0		0- 0		HOME	2- 0		1- 0		2- 0	
2- 0	0- 0		0- 0		AWAY	1- 0		0- 0		1- 0	
2- 0	0- 0		0- 0		NEUTRAL	0- 0		1- 0		1- 0	
9- 0	0- 0		0- 0		NON-CONFERENCE	3- 0		2- 0		4- 0	
5- 0	0- 0		0- 0		HOME	2- 0		1- 0		2- 0	
2- 0	0- 0		0- 0		AWAY	1- 0		0- 0		1- 0	
2- 0	0- 0		0- 0		NEUTRAL	0- 0		1- 0		1- 0	
0- 0	0- 0		0- 0		CONFERENCE	0- 0		0- 0		0- 0	
0- 0	0- 0		0- 0		HOME	0- 0		0- 0		0- 0	
0- 0	0- 0		0- 0		AWAY	0- 0		0- 0		0- 0	
0- 0	0- 0		0- 0		NEUTRAL	0- 0		0- 0		0- 0	

RPI 1-25				RPI 26-50				Team's RPI: 31				RPI 51-100				RPI 101+			
RPI	S	Opponent	Score	RPI	S	Opponent	Score					RPI	S	Opponent	Score	RPI	S	Opponent	Score
												68	H	Georgi a Tech	67 54	101	H	James Madi son	87 63
												83	H	Dayton	82 71	148	N	Georgi a	58 51
												84	A	South Carol i na	85 61	220	A	George Washi ngton	69 30
																258	H	Coppi n St.	93 36
																272	H	UMBC	92 61
																339	N	Morgan St.	68 44
LAST 12 Division I GAMES:																			
339	N	Morgan St.	68 44	101	H	James Madi son	87 63					272	H	UMBC	92 61				
84	A	South Carolina	85 61	220	A	George Washington	69 30					68	H	Georgi a Tech	67 54				
83	H	Dayton	82 71	258	H	Coppi n St.	93 36					148	N	Georgi a	58 51				

Non-Div I Games:

Maryland

Average RPI Win:	263	WON-LOST	WINNING	LAST 10	STRENGTH OF	OPP. STRENGTH	TEAM	ADJ.	CONF.	ADJ CONF.
Average RPI Loss:	120	RECORD	PCT. RANK	GAMES	SCHEDULE	OF SCHEDULE	RPI	RPI	RPI	RPI
DIV. I ONLY	6- 4	125	1- 0	257	248	206	206	16	16	
DIV. I NON-CONF.	6- 4	125	1- 0	257	248	206	206	16	16	

TOTALS	RPI 1-25	RPI 26-50	W-L RECORDS	RPI 51-100	RPI 101-150	RPI 150+				
6- 4	0- 0	0- 1	OVERALL	0- 1	0- 0	6- 2				
4- 1	0- 0	0- 0	HOME	0- 0	0- 0	4- 1				
1- 2	0- 0	0- 1	AWAY	0- 0	0- 0	1- 1				
1- 1	0- 0	0- 0	NEUTRAL	0- 1	0- 0	1- 0				
6- 4	0- 0	0- 1	NON-CONFERENCE	0- 1	0- 0	6- 2				
4- 1	0- 0	0- 0	HOME	0- 0	0- 0	4- 1				
1- 2	0- 0	0- 1	AWAY	0- 0	0- 0	1- 1				
1- 1	0- 0	0- 0	NEUTRAL	0- 1	0- 0	1- 0				
0- 0	0- 0	0- 0	CONFERENCE	0- 0	0- 0	0- 0				
0- 0	0- 0	0- 0	HOME	0- 0	0- 0	0- 0				
0- 0	0- 0	0- 0	AWAY	0- 0	0- 0	0- 0				
0- 0	0- 0	0- 0	NEUTRAL	0- 0	0- 0	0- 0				

RPI 1-25				RPI 26-50				RPI 51-100				RPI 101+ Team's RPI: 206			
RPI	S	Opponent	Score	RPI	S	Opponent	Score	RPI	S	Opponent	Score	RPI	S	Opponent	Score
				30	A	Northeastern	52 53	59	N	Bucknell	58 77	176	H	North Dakota	52 59
												210	H	Sacred Heart	78 61
												215	A	Towson	53 78
												229	A	Brown	90 61
												259	N	Fairfield	59 49
												266	H	Central Conn. St.	74 59
												292	H	Incarnate Word	71 59
												322	H	UTRGV	74 70
LAST 12 Division I GAMES:															
				292	H	Incarnate Word	71 59	30	A	Northeastern	52 53				
				266	H	Central Conn. St.	74 59	176	H	North Dakota	52 59				
				215	A	Towson	53 78	259	N	Fairfield	59 49				
				210	H	Sacred Heart	78 61	229	A	Brown	90 61				
								59	N	Bucknell	58 77				
								322	H	UTRGV	74 70				

Non-Div I Games:

Massachusetts

Average RPI Win:	0	WON-LOST	WINNING	LAST 10	STRENGTH OF	OPP. STRENGTH	TEAM	ADJ.	CONF.	ADJ CONF.
Average RPI Loss:	191	RECORD	PCT. RANK	GAMES	SCHEDULE	OF SCHEDULE	RPI	RPI	RPI	RPI
DIV. I ONLY	0- 6	327	0- 1	148	337	328	328	23	23	
DIV. I NON-CONF.	0- 6	327	0- 1	148	337	328	328	23	23	

TOTALS	RPI 1-25	RPI 26-50	W-L RECORDS	RPI 51-100	RPI 101-150	RPI 150+				
0- 6	0- 0	0- 1	OVERALL	0- 0	0- 1	0- 4				
0- 1	0- 0	0- 0	HOME	0- 0	0- 0	0- 1				
0- 5	0- 0	0- 1	AWAY	0- 0	0- 1	0- 3				
0- 0	0- 0	0- 0	NEUTRAL	0- 0	0- 0	0- 0				
0- 6	0- 0	0- 1	NON-CONFERENCE	0- 0	0- 1	0- 4				
0- 1	0- 0	0- 0	HOME	0- 0	0- 0	0- 1				
0- 5	0- 0	0- 1	AWAY	0- 0	0- 1	0- 3				
0- 0	0- 0	0- 0	NEUTRAL	0- 0	0- 0	0- 0				
0- 0	0- 0	0- 0	CONFERENCE	0- 0	0- 0	0- 0				
0- 0	0- 0	0- 0	HOME	0- 0	0- 0	0- 0				
0- 0	0- 0	0- 0	AWAY	0- 0	0- 0	0- 0				
0- 0	0- 0	0- 0	NEUTRAL	0- 0	0- 0	0- 0				

RPI 1-25				RPI 26-50				RPI 51-100				RPI 101+ Team's RPI: 328			
RPI	S	Opponent	Score	RPI	S	Opponent	Score	RPI	S	Opponent	Score	RPI	S	Opponent	Score
				49	A	Texas	40 96					133	A	Ri ce	65 93
												167	A	UAB	48 91
												213	A	La. -Monroe	60 69
												250	A	Grambl i ng	51 75
												334	H	Loui si ana	59 70

LAST 12 Di vi si on I GAMES:															
				167	A	UAB	48 91	49	A	Texas	40 96				
				133	A	Ri ce	65 93	334	H	Loui si ana	59 70				
				213	A	La. -Monroe	60 69	250	A	Grambl i ng	51 75				

Non-Di v I Games: LSU-Alexandria 60 68

McNeese

Average RPI Win:	241	WON-LOST	WINNING	LAST 10	STRENGTH OF	OPP. STRENGTH	TEAM	ADJ.	CONF.	ADJ CONF.
Average RPI Loss:	153	RECORD	PCT. RANK	GAMES	SCHEDULE	OF SCHEDULE	RPI	RPI	RPI	RPI
DIV. I ONLY	3- 6	238	1- 0	216	232	276	276	8	8	
DIV. I NON-CONF.	3- 6	238	1- 0	216	232	276	276	8	8	

TOTALS	RPI 1-25	RPI 26-50	W-L RECORDS	RPI 51-100	RPI 101-150	RPI 150+				
3- 6	0- 0	0- 0	OVERALL	0- 1	1- 1	2- 4				
2- 3	0- 0	0- 0	HOME	0- 1	0- 1	2- 1				
0- 3	0- 0	0- 0	AWAY	0- 0	0- 0	0- 3				
1- 0	0- 0	0- 0	NEUTRAL	0- 0	1- 0	0- 0				
3- 6	0- 0	0- 0	NON-CONFERENCE	0- 1	1- 1	2- 4				
2- 3	0- 0	0- 0	HOME	0- 1	0- 1	2- 1				
0- 3	0- 0	0- 0	AWAY	0- 0	0- 0	0- 3				
1- 0	0- 0	0- 0	NEUTRAL	0- 0	1- 0	0- 0				
0- 0	0- 0	0- 0	CONFERENCE	0- 0	0- 0	0- 0				
0- 0	0- 0	0- 0	HOME	0- 0	0- 0	0- 0				
0- 0	0- 0	0- 0	AWAY	0- 0	0- 0	0- 0				
0- 0	0- 0	0- 0	NEUTRAL	0- 0	0- 0	0- 0				

RPI 1-25				RPI 26-50				RPI 51-100				RPI 101+ Team's RPI : 276					
RPI	S	Opponent	Score	RPI	S	Opponent	Score	RPI	S	Opponent	Score	RPI	S	Opponent	Score		
								74	H	Tol edo	48	58	119	H	Loui si ana Tech	50	66
												143	N	Mercer	59	53	
												159	A	Arkansas St.	66	77	
												167	A	UAB	54	85	
												194	H	New Orle ans	59	66	
												205	A	Coastal Caro.	71	90	
												264	H	Samford	53	48	
												316	H	Jackson St.	68	67	
LAST 12 Division I GAMES:																	
205	A	Coastal Caro.	71	90	264	H	Samford	53	48	194	H	New Orle ans	59	66			
143	N	Mercer	59	53	74	H	Tol edo	48	58								
119	H	Loui si ana Tech	50	66													
167	A	UAB	54	85													
159	A	Arkansas St.	66	77													
316	H	Jackson St.	68	67													

Non-Div I Games:

Memphis

Average RPI Win: 185
Average RPI Loss: 116

WON-LOST
RECORD

WINNING
PCT. RANK

LAST 10
GAMES

STRENGTH OF
SCHEDULE

OPP. STRENGTH
OF SCHEDULE

TEAM
RPI

ADJ.
RPI

CONF.
RPI

ADJ CONF.
RPI

DIV. I ONLY	5- 5	158	1- 0	109	84	143	143	25	25
DIV. I NON-CONF.	5- 5	158	1- 0	109	84	143	143	25	25
<hr/>									
TOTALS	RPI 1-25	RPI 26-50	W-L RECORDS	RPI 51-100	RPI 101-150	RPI 150+			
5- 5	0- 1	0- 1	OVERALL	1- 1	1- 1	3- 1			
3- 2	0- 1	0- 1	HOME	1- 0	0- 0	2- 0			
1- 2	0- 0	0- 0	AWAY	0- 1	0- 1	1- 0			
1- 1	0- 0	0- 0	NEUTRAL	0- 0	1- 0	0- 1			
5- 5	0- 1	0- 1	NON-CONFERENCE	1- 1	1- 1	3- 1			
3- 2	0- 1	0- 1	HOME	1- 0	0- 0	2- 0			
1- 2	0- 0	0- 0	AWAY	0- 1	0- 1	1- 0			
1- 1	0- 0	0- 0	NEUTRAL	0- 0	1- 0	0- 1			
0- 0	0- 0	0- 0	CONFERENCE	0- 0	0- 0	0- 0			
0- 0	0- 0	0- 0	HOME	0- 0	0- 0	0- 0			
0- 0	0- 0	0- 0	AWAY	0- 0	0- 0	0- 0			
0- 0	0- 0	0- 0	NEUTRAL	0- 0	0- 0	0- 0			

RPI 1-25				RPI 26-50				RPI 51-100				RPI 101+ Team's RPI: 143			
RPI	S	Opponent	Score	RPI	S	Opponent	Score	RPI	S	Opponent	Score	RPI	S	Opponent	Score
25	H	Florida St.	56 57	34	H	UCF	42 76	80	H	Charlotte	57 40	142	N	Bowling Green	76 63
								96	A	Wake Forest	54 69	148	A	Georgia	60 67
												200	H	Florida	92 82
												245	H	Kennesaw St.	64 48
												257	A	Ga. Southern	79 72
												276	N	Memphis	53 59
<hr/>															
LAST 12 Division I GAMES:															
34	H	UCF	42 76	80	H	Charlotte	57 40	25	H	Florida St.	56 57	148	A	Georgia	60 67
200	H	Florida	92 82	245	H	Kennesaw St.	64 48	142	N	Bowling Green	76 63	276	N	Memphis	53 59
257	A	Ga. Southern	79 72	148	A	Georgia	60 67								
96	A	Wake Forest	54 69												

Non-Div I Games:

Mercer

Loss, Non-Conf, S Site, H Home A Away N Neutral

Average RPI Win:	140	WON-LOST	WINNING	LAST 10	STRENGTH OF	OPP. STRENGTH	TEAM	ADJ.	CONF.	ADJ CONF.
Average RPI Loss:	37	RECORD	PCT. RANK	GAMES	SCHEDULE	OF SCHEDULE	RPI	RPI	RPI	RPI
DIV. I ONLY	8- 2	46	2- 1	50	34	14	14	1	1	
DIV. I NON-CONF.	8- 2	46	2- 1	50	34	14	14	1	1	

TOTALS	RPI 1-25	RPI 26-50	W-L RECORDS	RPI 51-100	RPI 101-150	RPI 150+				
8- 2	2- 1	0- 0	OVERALL	1- 1	1- 0	4- 0				
7- 0	2- 0	0- 0	HOME	1- 0	1- 0	3- 0				
1- 2	0- 1	0- 0	AWAY	0- 1	0- 0	1- 0				
0- 0	0- 0	0- 0	NEUTRAL	0- 0	0- 0	0- 0				
8- 2	2- 1	0- 0	NON-CONFERENCE	1- 1	1- 0	4- 0				
7- 0	2- 0	0- 0	HOME	1- 0	1- 0	3- 0				
1- 2	0- 1	0- 0	AWAY	0- 1	0- 0	1- 0				
0- 0	0- 0	0- 0	NEUTRAL	0- 0	0- 0	0- 0				
0- 0	0- 0	0- 0	CONFERENCE	0- 0	0- 0	0- 0				
0- 0	0- 0	0- 0	HOME	0- 0	0- 0	0- 0				
0- 0	0- 0	0- 0	AWAY	0- 0	0- 0	0- 0				
0- 0	0- 0	0- 0	NEUTRAL	0- 0	0- 0	0- 0				

RPI 1-25	Team's RPI: 14	RPI 26-50	RPI 51-100	RPI 101+
RPI S Opponent Score	RPI S Opponent Score	RPI S Opponent Score	RPI S Opponent Score	RPI S Opponent Score
6 H Marquette 63 55			65 A Purdue 63 74	121 H Nebraska 82 68
8 A Iowa St. 52 75			89 H SFA 81 60	156 H Hartford 75 62
20 H Colorado 73 58				194 H New Orleans 78 38
				216 H Temple 73 61
				319 A FIU 94 43
LAST 12 Division I GAMES:				
156 H Hartford 75 62	8 A Iowa St. 52 75	194 H New Orleans 78 38	20 H Colorado 73 58	65 A Purdue 63 74
6 H Marquette 63 55				216 H Temple 73 61
89 H SFA 81 60				121 H Nebraska 82 68
319 A FIU 94 43				

Non-Div I Games:

Miami (FL)

Average RPI	Win: 259	WON-LOST RECORD	WINNING PCT. RANK	LAST 10 GAMES	STRENGTH OF SCHEDULE	OPP. STRENGTH OF SCHEDULE	TEAM RPI	ADJ. RPI	CONF. RPI	ADJ CONF. RPI
Average RPI	Loss: 5									
DIV. I ONLY		7- 1	27	1- 0	313	108	112	112	10	10
DIV. I NON-CONF.		7- 1	27	1- 0	313	108	112	112	10	10

TOTALS	RPI 1-25		RPI 26-50		W-L RECORDS		RPI 51-100		RPI 101-150	RPI 150+
7- 1	0- 1		0- 0		OVERALL		0- 0		0- 0	7- 0
3- 0	0- 0		0- 0		HOME		0- 0		0- 0	3- 0
4- 1	0- 1		0- 0		AWAY		0- 0		0- 0	4- 0
0- 0	0- 0		0- 0		NEUTRAL		0- 0		0- 0	0- 0
7- 1	0- 1		0- 0		NON-CONFERENCE		0- 0		0- 0	7- 0
3- 0	0- 0		0- 0		HOME		0- 0		0- 0	3- 0
4- 1	0- 1		0- 0		AWAY		0- 0		0- 0	4- 0
0- 0	0- 0		0- 0		NEUTRAL		0- 0		0- 0	0- 0
0- 0	0- 0		0- 0		CONFERENCE		0- 0		0- 0	0- 0
0- 0	0- 0		0- 0		HOME		0- 0		0- 0	0- 0
0- 0	0- 0		0- 0		AWAY		0- 0		0- 0	0- 0
0- 0	0- 0		0- 0		NEUTRAL		0- 0		0- 0	0- 0

RPI 1-25				RPI 26-50				RPI 51-100				RPI 101+ Team's RPI: 112			
RPI	S	Opponent	Score	RPI	S	Opponent	Score	RPI	S	Opponent	Score	RPI	S	Opponent	Score
5	A	Louisville	73 95									187	H	Cincinnati	78 65
												218	A	UIC	65 56
												261	A	Valparaiso	68 47
												262	H	Eastern Ky.	60 44
												275	H	High Point	68 55
												282	A	Detroit Mercy	78 59
												327	A	Canisius	62 59

LAST 12 Division I GAMES:															
261	A	Valparaiso	68 47	275	H	High Point	68 55	282	A	Detroit Mercy	78 59				
187	H	Cincinnati	78 65	262	H	Eastern Ky.	60 44								
218	A	UIC	65 56	327	A	Canisius	62 59								
5	A	Louisville	73 95												

Non-Div I Games:

Miami (OH)

Average RPI	Win:	210	WON-LOST	WINNING	LAST 10	STRENGTH OF	OPP. STRENGTH	TEAM	ADJ.	CONF.	ADJ CONF.
Average RPI	Loss:	20	RECORD	PCT. RANK	GAMES	SCHEDULE	OF SCHEDULE	RPI	RPI	RPI	RPI
DIV. I ONLY		7- 3		91	1- 1	97	121	45	45	3	3
DIV. I NON-CONF.		7- 3		91	1- 1	97	121	45	45	3	3

TOTALS	RPI 1-25		RPI 26-50		W-L RECORDS	RPI 51-100		RPI 101-150		RPI 150+	
7- 3	0- 2		0- 1		OVERALL	2- 0		0- 0		5- 0	
3- 0	0- 0		0- 0		HOME	0- 0		0- 0		3- 0	
2- 2	0- 2		0- 0		AWAY	0- 0		0- 0		2- 0	
2- 1	0- 0		0- 1		NEUTRAL	2- 0		0- 0		0- 0	
7- 3	0- 2		0- 1		NON-CONFERENCE	2- 0		0- 0		5- 0	
3- 0	0- 0		0- 0		HOME	0- 0		0- 0		3- 0	
2- 2	0- 2		0- 0		AWAY	0- 0		0- 0		2- 0	
2- 1	0- 0		0- 1		NEUTRAL	2- 0		0- 0		0- 0	
0- 0	0- 0		0- 0		CONFERENCE	0- 0		0- 0		0- 0	
0- 0	0- 0		0- 0		HOME	0- 0		0- 0		0- 0	
0- 0	0- 0		0- 0		AWAY	0- 0		0- 0		0- 0	
0- 0	0- 0		0- 0		NEUTRAL	0- 0		0- 0		0- 0	

RPI 1-25				RPI 26-50				Team's RPI: 45				RPI 51-100				RPI 101+			
RPI	S	Opponent	Score	RPI	S	Opponent	Score					RPI	S	Opponent	Score	RPI	S	Opponent	Score
4	A	NC State	55 66	49	N	Texas	52 69					63	N	Washington	80 73	158	H	Mt. St. Mary's	88 40
6	A	Marquette	74 85									77	N	Missouri	70 54	225	A	Oakland	85 59
																282	H	Detroit Mercy	95 62
																318	A	Western Mich.	79 42
																349	H	LIU Brooklyn	83 38
LAST 12 Division I GAMES:																			
225	A	Oakland	85 59	63	N	Washington	80 73												
349	H	LIU Brooklyn	83 38	49	N	Texas	52 69												
6	A	Marquette	74 85	318	A	Western Mich.	79 42												
4	A	NC State	55 66	158	H	Mt. St. Mary's	88 40												
77	N	Missouri	70 54																
282	H	Detroit Mercy	95 62																

Non-Div I Games:

Mi chi gan

Average RPI	Win:	172	WON-LOST	WINNING	LAST 10	STRENGTH OF	OPP. STRENGTH	TEAM	ADJ.	CONF.	ADJ CONF.
Average RPI	Loss:	4	RECORD	PCT. RANK	GAMES	SCHEDULE	OF SCHEDULE	RPI	RPI	RPI	RPI
DIV. I ONLY		8- 1		22	1- 0	154	24	32	32	3	3
DIV. I NON-CONF.		8- 1		22	1- 0	154	24	32	32	3	3

TOTALS	RPI 1-25		RPI 26-50		W-L RECORDS	RPI 51-100		RPI 101-150		RPI 150+	
8- 1	1- 1		0- 0		OVERALL	0- 0		3- 0		4- 0	
6- 0	1- 0		0- 0		HOME	0- 0		3- 0		2- 0	
1- 0	0- 0		0- 0		AWAY	0- 0		0- 0		1- 0	
1- 1	0- 1		0- 0		NEUTRAL	0- 0		0- 0		1- 0	
8- 1	1- 1		0- 0		NON-CONFERENCE	0- 0		3- 0		4- 0	
6- 0	1- 0		0- 0		HOME	0- 0		3- 0		2- 0	
1- 0	0- 0		0- 0		AWAY	0- 0		0- 0		1- 0	
1- 1	0- 1		0- 0		NEUTRAL	0- 0		0- 0		1- 0	
0- 0	0- 0		0- 0		CONFERENCE	0- 0		0- 0		0- 0	
0- 0	0- 0		0- 0		HOME	0- 0		0- 0		0- 0	
0- 0	0- 0		0- 0		AWAY	0- 0		0- 0		0- 0	
0- 0	0- 0		0- 0		NEUTRAL	0- 0		0- 0		0- 0	

RPI 1-25				RPI 26-50				Team's RPI: 32				RPI 51-100				RPI 101+			
RPI	S	Opponent	Score	RPI	S	Opponent	Score					RPI	S	Opponent	Score	RPI	S	Opponent	Score
4	N	NC State	74 78													108	H	Wright St.	84 68
10	H	Oregon	88 82													142	H	Bowling Green	99 69
																149	H	Vi rgi ni a	91 66
																209	H	Texas Southern	91 45
																225	A	Oakland	102 58
																245	N	Kennesaw St.	75 51
																284	H	ETSU	75 53

LAST 12 Di vi si on I GAMES:																			
245	N	Kennesaw St.	75 51	10	H	Oregon	88 82					225	A	Oakland	102 58				
4	N	NC State	74 78									209	H	Texas Southern	91 45				
108	H	Wright St.	84 68									149	H	Vi rgi ni a	91 66				
284	H	ETSU	75 53																
142	H	Bowling Green	99 69																

Non-Di v I Games:

Michigan St.

Average RPI Win: 201		WON-LOST RECORD		WINNING PCT. RANK		LAST 10 GAMES		STRENGTH OF SCHEDULE		OPP. STRENGTH OF SCHEDULE		TEAM RPI		ADJ. RPI		CONF. RPI		ADJ CONF. RPI	
Average RPI Loss: 68																			
DIV. I ONLY		7- 2		51		1- 0		172		116		71		71		18		18	
DIV. I NON-CONF.		7- 2		51		1- 0		172		116		71		71		18		18	
TOTALS		RPI 1-25		RPI 26-50		W-L RECORDS		RPI 51-100		RPI 101-150		RPI 150+							
7- 2		0- 0		0- 1		OVERALL		0- 1		0- 0		7- 0							
3- 1		0- 0		0- 1		HOME		0- 0		0- 0		3- 0							
3- 1		0- 0		0- 0		AWAY		0- 1		0- 0		3- 0							
1- 0		0- 0		0- 0		NEUTRAL		0- 0		0- 0		1- 0							
7- 2		0- 0		0- 1		NON-CONFERENCE		0- 1		0- 0		7- 0							
3- 1		0- 0		0- 1		HOME		0- 0		0- 0		3- 0							
3- 1		0- 0		0- 0		AWAY		0- 1		0- 0		3- 0							
1- 0		0- 0		0- 0		NEUTRAL		0- 0		0- 0		1- 0							
0- 0		0- 0		0- 0		CONFERENCE		0- 0		0- 0		0- 0							
0- 0		0- 0		0- 0		HOME		0- 0		0- 0		0- 0							
0- 0		0- 0		0- 0		AWAY		0- 0		0- 0		0- 0							
0- 0		0- 0		0- 0		NEUTRAL		0- 0		0- 0		0- 0							

RPI	S	Opponent	Score	RPI	S	Opponent	Score	RPI	S	Opponent	Score	RPI	S	Opponent	Score
				50	H	Belmont	38 45	86	A	Tennessee Tech	64 68	152	H	Vanderbilt	65 58
												169	H	Georgia St.	69 54
												193	A	Furman	78 71
												202	A	Troy	67 64
												222	A	UNLV	66 62
												233	N	Dartmouth	70 58
												235	H	Mississippi Val.	101 51
<hr/>															
LAST 12 Division I GAMES:															
				222	A	UNLV	66 62	202	A	Troy	67 64				
				193	A	Furman	78 71	169	H	Georgia St.	69 54				
				152	H	Vanderbilt	65 58	233	N	Dartmouth	70 58				
								235	H	Mississippi Val.	101 51				
								50	H	Belmont	38 45				
								86	A	Tennessee Tech	64 68				

Non-Div I Games:

Middle Tenn.

Average RPI Win:	256	WON-LOST	WINNING	LAST 10	STRENGTH OF	OPP. STRENGTH	TEAM	ADJ.	CONF.	ADJ CONF.
Average RPI Loss:	67	RECORD	PCT. RANK	GAMES	SCHEDULE	OF SCHEDULE	RPI	RPI	RPI	RPI
DIV. I ONLY	5- 5	158	1- 0	231	89	184	184	15	15	
DIV. I NON-CONF.	5- 5	158	1- 0	231	89	184	184	15	15	

TOTALS	RPI 1-25	RPI 26-50	W-L RECORDS	RPI 51-100	RPI 101-150	RPI 150+				
5- 5	0- 2	0- 1	OVERALL	0- 0	0- 2	5- 0				
2- 2	0- 1	0- 0	HOME	0- 0	0- 1	2- 0				
2- 3	0- 1	0- 1	AWAY	0- 0	0- 1	2- 0				
1- 0	0- 0	0- 0	NEUTRAL	0- 0	0- 0	1- 0				
5- 5	0- 2	0- 1	NON-CONFERENCE	0- 0	0- 2	5- 0				
2- 2	0- 1	0- 0	HOME	0- 0	0- 1	2- 0				
2- 3	0- 1	0- 1	AWAY	0- 0	0- 1	2- 0				
1- 0	0- 0	0- 0	NEUTRAL	0- 0	0- 0	1- 0				
0- 0	0- 0	0- 0	CONFERENCE	0- 0	0- 0	0- 0				
0- 0	0- 0	0- 0	HOME	0- 0	0- 0	0- 0				
0- 0	0- 0	0- 0	AWAY	0- 0	0- 0	0- 0				
0- 0	0- 0	0- 0	NEUTRAL	0- 0	0- 0	0- 0				

RPI	S	Opponent	Score	RPI	S	Opponent	Score	RPI	S	Opponent	Score	RPI	S	Opponent	Score	Team's RPI: 184
6	H	Marquette	74 83	44	A	Saint Mary's (CA)	71 73					126	H	Wisconsin	57 68	
19	A	Indiana	66 68									140	A	Fresno St.	48 65	
												176	A	North Dakota	64 46	
												178	N	UC Riverside	56 54	
												279	H	Columbia	78 65	
												320	H	Purdue Fort Wayne	70 48	
												329	A	North Dakota St.	57 55	

LAST 12 Division I GAMES:																
329	A	North Dakota St.	57 55	178	N	UC Riverside	56 54									
176	A	North Dakota	64 46	44	A	Saint Mary's (CA)	71 73									
320	H	Purdue Fort Wayne	70 48	140	A	Fresno St.	48 65									
6	H	Marquette	74 83	279	H	Columbia	78 65									
				126	H	Wisconsin	57 68									
				19	A	Indiana	66 68									

Non-Div I Games:

Milwaukee

M
i
n
n
e
s
o
t
aM
i
n
n
e
s
o
t
a

Minnesota

Average RPI Win:	152	WON-LOST	WINNING	LAST 10	STRENGTH OF	OPP. STRENGTH	TEAM	ADJ.	CONF.	ADJ CONF.
Average RPI Loss:	0	RECORD	PCT. RANK	GAMES	SCHEDULE	OF SCHEDULE	RPI	RPI	RPI	RPI
DIV. I ONLY	9- 0	1	1- 0	236	7	22	22	5	5	
DIV. I NON-CONF.	9- 0	1	1- 0	236	7	22	22	5	5	

TOTALS	RPI 1-25	RPI 26-50	W-L RECORDS	RPI 51-100	RPI 101-150	RPI 150+				
9- 0	1- 0	2- 0	OVERALL	0- 0	1- 0	5- 0				
6- 0	1- 0	1- 0	HOME	0- 0	0- 0	4- 0				
3- 0	0- 0	1- 0	AWAY	0- 0	1- 0	1- 0				
0- 0	0- 0	0- 0	NEUTRAL	0- 0	0- 0	0- 0				
9- 0	1- 0	2- 0	NON-CONFERENCE	0- 0	1- 0	5- 0				
6- 0	1- 0	1- 0	HOME	0- 0	0- 0	4- 0				
3- 0	0- 0	1- 0	AWAY	0- 0	1- 0	1- 0				
0- 0	0- 0	0- 0	NEUTRAL	0- 0	0- 0	0- 0				
0- 0	0- 0	0- 0	CONFERENCE	0- 0	0- 0	0- 0				
0- 0	0- 0	0- 0	HOME	0- 0	0- 0	0- 0				
0- 0	0- 0	0- 0	AWAY	0- 0	0- 0	0- 0				
0- 0	0- 0	0- 0	NEUTRAL	0- 0	0- 0	0- 0				

RPI	S	Opponent	Score	RPI	S	Opponent	Score	RPI	S	Opponent	Score	RPI	S	Opponent	Score
6	H	Marquette	87 82	26	H	Lamar University	104 53					149	A	Virginia	72 44
				49	A	Texas	67 49					175	A	Little Rock	98 63
												193	H	Furman	106 41
												198	H	Southeast Mo. St.	88 53
												258	H	Coppin St.	110 38
												316	H	Jackson St.	105 38

LAST 12 Division I GAMES:															
316	H	Jackson St.	105 38	6	H	Marquette	87 82					49	A	Texas	67 49
193	H	Furman	106 41									175	A	Little Rock	98 63
258	H	Coppin St.	110 38												
26	H	Lamar University	104 53												
149	A	Virginia	72 44												
198	H	Southeast Mo. St.	88 53												

Non-Div I Games:

Mississippi St.

Average RPI	Win: 344	WON-LOST RECORD	WINNING PCT. RANK	LAST 10 GAMES	STRENGTH OF SCHEDULE	OPP. STRENGTH OF SCHEDULE	TEAM RPI	ADJ. RPI	CONF. RPI	ADJ CONF. RPI
Average RPI	Loss: 162									
DIV. I ONLY	1- 7	307	0- 1	68	335	235	235	27	27	
DIV. I NON-CONF.	1- 7	307	0- 1	68	335	235	235	27	27	

TOTALS	RPI 1-25	RPI 26-50	W-L RECORDS	RPI 51-100	RPI 101-150	RPI 150+				
1- 7	0- 0	0- 1	OVERALL	0- 1	0- 0	1- 5				
0- 0	0- 0	0- 0	HOME	0- 0	0- 0	0- 0				
1- 6	0- 0	0- 1	AWAY	0- 1	0- 0	1- 4				
0- 1	0- 0	0- 0	NEUTRAL	0- 0	0- 0	0- 1				
1- 7	0- 0	0- 1	NON-CONFERENCE	0- 1	0- 0	1- 5				
0- 0	0- 0	0- 0	HOME	0- 0	0- 0	0- 0				
1- 6	0- 0	0- 1	AWAY	0- 1	0- 0	1- 4				
0- 1	0- 0	0- 0	NEUTRAL	0- 0	0- 0	0- 1				
0- 0	0- 0	0- 0	CONFERENCE	0- 0	0- 0	0- 0				
0- 0	0- 0	0- 0	HOME	0- 0	0- 0	0- 0				
0- 0	0- 0	0- 0	AWAY	0- 0	0- 0	0- 0				
0- 0	0- 0	0- 0	NEUTRAL	0- 0	0- 0	0- 0				

RPI 1-25				RPI 26-50				RPI 51-100				RPI 101+				Team's RPI: 235
RPI	S	Opponent	Score	RPI	S	Opponent	Score	RPI	S	Opponent	Score	RPI	S	Opponent	Score	
				43	A	TCU	47 96	71	A	Middle Tenn.	51 101	170	A	SMU	47 62	
												192	A	Nicholls St.	47 72	
												202	N	Troy	54 75	
												213	A	La. -Monroe	65 72	
												246	A	Southern Miss.	60 67	
												344	A	Austin Peay	95 89	
LAST 12 Division I GAMES:																
170	A	SMU	47 62	213	A	La. -Monroe	65 72									
43	A	TCU	47 96	192	A	Nicholls St.	47 72									
				202	N	Troy	54 75									
				246	A	Southern Miss.	60 67									
				71	A	Middle Tenn.	51 101									
				344	A	Austin Peay	95 89									

Non-Div I Games:

Mississippi Val.

Average RPI Win:	180	WON-LOST	WINNING	LAST 10	STRENGTH OF	OPP. STRENGTH	TEAM	ADJ.	CONF.	ADJ CONF.
Average RPI Loss:	34	RECORD	PCT. RANK	GAMES	SCHEDULE	OF SCHEDULE	RPI	RPI	RPI	RPI
DIV. I ONLY	8- 2	46	1- 0	213	52	77	77	5	5	
DIV. I NON-CONF.	8- 2	46	1- 0	213	52	77	77	5	5	

TOTALS	RPI 1-25	RPI 26-50	W-L RECORDS	RPI 51-100	RPI 101-150	RPI 150+				
8- 2	0- 1	1- 1	OVERALL	1- 0	0- 0	6- 0				
3- 1	0- 1	0- 0	HOME	0- 0	0- 0	3- 0				
3- 0	0- 0	0- 0	AWAY	0- 0	0- 0	3- 0				
2- 1	0- 0	1- 1	NEUTRAL	1- 0	0- 0	0- 0				
8- 2	0- 1	1- 1	NON-CONFERENCE	1- 0	0- 0	6- 0				
3- 1	0- 1	0- 0	HOME	0- 0	0- 0	3- 0				
3- 0	0- 0	0- 0	AWAY	0- 0	0- 0	3- 0				
2- 1	0- 0	1- 1	NEUTRAL	1- 0	0- 0	0- 0				
0- 0	0- 0	0- 0	CONFERENCE	0- 0	0- 0	0- 0				
0- 0	0- 0	0- 0	HOME	0- 0	0- 0	0- 0				
0- 0	0- 0	0- 0	AWAY	0- 0	0- 0	0- 0				
0- 0	0- 0	0- 0	NEUTRAL	0- 0	0- 0	0- 0				

RPI	S	Opponent	Score	RPI	S	Opponent	Score	RPI	S	Opponent	Score	RPI	S	Opponent	Score
23	H	Green Bay	49 56	45	N	Michigan	54 70	76	N	Quinnipiac	65 51	189	A	Saint Louis	74 62
				46	N	Duke	62 54					208	A	West Virginia	68 51
												212	H	SIUE	59 36
												217	H	UMKC	66 59
												238	H	Missouri St.	65 61
												251	A	Western Ill.	89 64

LAST 12 Division I GAMES:															
				46	N	Duke	62 54	208	A	West Virginia	68 51				
				76	N	Quinnipiac	65 51	45	N	Michigan	54 70				
				189	A	Saint Louis	74 62	212	H	SIUE	59 36				
				217	H	UMKC	66 59	23	H	Green Bay	49 56				
								238	H	Missouri St.	65 61				
								251	A	Western Ill.	89 64				

Non-Div I Games:

Missouri

Average RPI Win:	297	WON-LOST	WINNING	LAST 10	STRENGTH OF	OPP. STRENGTH	TEAM	ADJ.	CONF.	ADJ CONF.
Average RPI Loss:	126	RECORD	PCT. RANK	GAMES	SCHEDULE	OF SCHEDULE	RPI	RPI	RPI	RPI
DIV. I ONLY	1- 6	301	0- 1	55	222	238	238	14	14	
DIV. I NON-CONF.	1- 6	301	0- 1	55	222	238	238	14	14	

TOTALS	RPI 1-25	RPI 26-50	W-L RECORDS	RPI 51-100	RPI 101-150	RPI 150+				
1- 6	0- 2	0- 0	OVERALL	0- 1	0- 1	1- 2				
1- 1	0- 1	0- 0	HOME	0- 0	0- 0	1- 0				
0- 5	0- 1	0- 0	AWAY	0- 1	0- 1	0- 2				
0- 0	0- 0	0- 0	NEUTRAL	0- 0	0- 0	0- 0				
1- 6	0- 2	0- 0	NON-CONFERENCE	0- 1	0- 1	1- 2				
1- 1	0- 1	0- 0	HOME	0- 0	0- 0	1- 0				
0- 5	0- 1	0- 0	AWAY	0- 1	0- 1	0- 2				
0- 0	0- 0	0- 0	NEUTRAL	0- 0	0- 0	0- 0				
0- 0	0- 0	0- 0	CONFERENCE	0- 0	0- 0	0- 0				
0- 0	0- 0	0- 0	HOME	0- 0	0- 0	0- 0				
0- 0	0- 0	0- 0	AWAY	0- 0	0- 0	0- 0				
0- 0	0- 0	0- 0	NEUTRAL	0- 0	0- 0	0- 0				

RPI 1-25				RPI 26-50				RPI 51-100				RPI 101+ Team's RPI : 238											
RPI	S	Opponent	Score	RPI	S	Opponent	Score	RPI	S	Opponent	Score	RPI	S	Opponent	Score								
18	H	South Dakota	74 85					77	A	Missouri	61 65	124	A	Santa Clara	73 77								
19	A	Indiana	74 98									232	A	Wichita St.	60 63								
												283	A	North Texas	76 83								
												297	H	Ball St.	74 54								

LAST 12 Division I GAMES:																							
19	A	Indiana	74 98	232	A	Wichita St.	60 63																
18	H	South Dakota	74 85																				
283	A	North Texas	76 83																				
124	A	Santa Clara	73 77																				
297	H	Ball St.	74 54																				
77	A	Missouri	61 65																				

Non-Div I Games:

Missouri St.

Average RPI	Win: 257	WON-LOST RECORD	WINNING PCT. RANK	LAST 10 GAMES	STRENGTH OF SCHEDULE	OPP. STRENGTH OF SCHEDULE	TEAM RPI	ADJ. RPI	CONF. RPI	ADJ CONF. RPI
Average RPI	Loss: 147									
DIV. I ONLY		3- 5	218	0- 1	104	291	168	168	28	28
DIV. I NON-CONF.		3- 5	218	0- 1	104	291	168	168	28	28

TOTALS	RPI 1-25		RPI 26-50		W-L RECORDS		RPI 51-100		RPI 101-150	RPI 150+
3- 5	0- 0		0- 1		OVERALL		0- 1		0- 0	3- 3
1- 1	0- 0		0- 0		HOME		0- 1		0- 0	1- 0
2- 4	0- 0		0- 1		AWAY		0- 0		0- 0	2- 3
0- 0	0- 0		0- 0		NEUTRAL		0- 0		0- 0	0- 0
3- 5	0- 0		0- 1		NON-CONFERENCE		0- 1		0- 0	3- 3
1- 1	0- 0		0- 0		HOME		0- 1		0- 0	1- 0
2- 4	0- 0		0- 1		AWAY		0- 0		0- 0	2- 3
0- 0	0- 0		0- 0		NEUTRAL		0- 0		0- 0	0- 0
0- 0	0- 0		0- 0		CONFERENCE		0- 0		0- 0	0- 0
0- 0	0- 0		0- 0		HOME		0- 0		0- 0	0- 0
0- 0	0- 0		0- 0		AWAY		0- 0		0- 0	0- 0
0- 0	0- 0		0- 0		NEUTRAL		0- 0		0- 0	0- 0

RPI 1-25				RPI 26-50				RPI 51-100				RPI 101+ Team's RPI: 168			
RPI	S	Opponent	Score	RPI	S	Opponent	Score	RPI	S	Opponent	Score	RPI	S	Opponent	Score
				38	A	Virginia Tech	49 82	59	H	Bucknell	32 70	155	A	Lehigh	48 63
												172	A	East Carolina	67 73
												210	A	Sacred Heart	55 50
												220	A	George Washington	55 51
												313	A	Lafayette	69 73
												341	H	Albany (NY)	64 56

LAST 12 Division I GAMES:															
				155	A	Lehigh	48 63	313	A	Lafayette	69 73				
				172	A	East Carolina	67 73	220	A	George Washington	55 51				
				59	H	Bucknell	32 70	210	A	Sacred Heart	55 50				
								341	H	Albany (NY)	64 56				
								38	A	Virginia Tech	49 82				

Non-Div I Games:

Monmouth

Average RPI Win:	193	WON-LOST	WINNING	LAST 10	STRENGTH OF	OPP. STRENGTH	TEAM	ADJ.	CONF.	ADJ CONF.
Average RPI Loss:	37	RECORD	PCT. RANK	GAMES	SCHEDULE	OF SCHEDULE	RPI	RPI	RPI	RPI

DIV. I ONLY	3- 3	158	1- 0	12	239	58	58	11	11
DIV. I NON-CONF.	3- 3	158	1- 0	12	239	58	58	11	11
TOTALS	RPI 1-25	RPI 26-50	W-L RECORDS	RPI 51-100	RPI 101-150	RPI 150+			
3- 3	0- 2	0- 0	OVERALL	0- 1	2- 0	1- 0			
2- 1	0- 1	0- 0	HOME	0- 0	2- 0	0- 0			
1- 2	0- 1	0- 0	AWAY	0- 1	0- 0	1- 0			
0- 0	0- 0	0- 0	NEUTRAL	0- 0	0- 0	0- 0			
3- 3	0- 2	0- 0	NON-CONFERENCE	0- 1	2- 0	1- 0			
2- 1	0- 1	0- 0	HOME	0- 0	2- 0	0- 0			
1- 2	0- 1	0- 0	AWAY	0- 1	0- 0	1- 0			
0- 0	0- 0	0- 0	NEUTRAL	0- 0	0- 0	0- 0			
0- 0	0- 0	0- 0	CONFERENCE	0- 0	0- 0	0- 0			
0- 0	0- 0	0- 0	HOME	0- 0	0- 0	0- 0			
0- 0	0- 0	0- 0	AWAY	0- 0	0- 0	0- 0			
0- 0	0- 0	0- 0	NEUTRAL	0- 0	0- 0	0- 0			

RPI S Opponent Score	RPI S Opponent Score	RPI S Opponent Score	RPI S Opponent Score
16 A Gonzaga 52 76		78 A Ari zona 51 100	113 H UC Davi s 62 56
18 H South Dakota 41 64			123 H Northern Ill. 86 70
			342 A Grand Canyon 69 47
LAST 12 Division I GAMES:			
113 H UC Davi s 62 56	123 H Northern Ill. 86 70	18 H South Dakota 41 64	16 A Gonzaga 52 76
342 A Grand Canyon 69 47			
78 A Ari zona 51 100			

Non-Div I Games: Providence (MT) 90 45

Montana

Average RPI	Win: 228	WON-LOST	WINNING	LAST 10	STRENGTH OF	OPP. STRENGTH	TEAM	ADJ.	CONF.	ADJ CONF.
Average RPI	Loss: 45	RECORD	PCT. RANK	GAMES	SCHEDULE	OF SCHEDULE	RPI	RPI	RPI	RPI
DIV. I ONLY	3- 4	202	1- 0	116	44	106	106	11	11	
DIV. I NON-CONF.	3- 4	202	1- 0	116	44	106	106	11	11	

TOTALS	RPI 1-25	RPI 26-50	W-L RECORDS	RPI 51-100	RPI 101-150	RPI 150+				
3- 4	0- 1	0- 2	OVERALL	0- 1	0- 0	3- 0				
1- 0	0- 0	0- 0	HOME	0- 0	0- 0	1- 0				
1- 4	0- 1	0- 2	AWAY	0- 1	0- 0	1- 0				
1- 0	0- 0	0- 0	NEUTRAL	0- 0	0- 0	1- 0				
3- 4	0- 1	0- 2	NON-CONFERENCE	0- 1	0- 0	3- 0				
1- 0	0- 0	0- 0	HOME	0- 0	0- 0	1- 0				
1- 4	0- 1	0- 2	AWAY	0- 1	0- 0	1- 0				
1- 0	0- 0	0- 0	NEUTRAL	0- 0	0- 0	1- 0				
0- 0	0- 0	0- 0	CONFERENCE	0- 0	0- 0	0- 0				
0- 0	0- 0	0- 0	HOME	0- 0	0- 0	0- 0				
0- 0	0- 0	0- 0	AWAY	0- 0	0- 0	0- 0				
0- 0	0- 0	0- 0	NEUTRAL	0- 0	0- 0	0- 0				

RPI 1-25				RPI 26-50				RPI 51-100				RPI 101+ Team's RPI: 106			
RPI	S	Opponent	Score	RPI	S	Opponent	Score	RPI	S	Opponent	Score	RPI	S	Opponent	Score
6	A	Marquette	52 100	42	A	Wyoming	58 66	89	A	SFA	53 60	203	A	Texas St.	67 59
				43	A	TCU	49 71					204	N	Delaware	69 60
												277	H	Long Beach St.	85 62
LAST 12 Division I GAMES:															
277	H	Long Beach St.	85 62	203	A	Texas St.	67 59								
42	A	Wyoming	58 66	43	A	TCU	49 71								
204	N	Delaware	69 60	89	A	SFA	53 60								
6	A	Marquette	52 100												

Non-Div I Games: Carroll (MT) 64 48

Montana St.

Average RPI Win:	296	WON-LOST	WINNING	LAST 10	STRENGTH OF	OPP. STRENGTH	TEAM	ADJ.	CONF.	ADJ CONF.
Average RPI Loss:	125	RECORD	PCT. RANK	GAMES	SCHEDULE	OF SCHEDULE	RPI	RPI	RPI	RPI
DIV. I ONLY	5- 2	81	1- 0	316	295	224	224	21	21	
DIV. I NON-CONF.	5- 2	81	1- 0	316	295	224	224	21	21	

TOTALS	RPI 1-25	RPI 26-50	W-L RECORDS	RPI 51-100	RPI 101-150	RPI 150+				
5- 2	0- 1	0- 0	OVERALL	0- 0	0- 0	5- 1				
3- 1	0- 0	0- 0	HOME	0- 0	0- 0	3- 1				
2- 1	0- 1	0- 0	AWAY	0- 0	0- 0	2- 0				
0- 0	0- 0	0- 0	NEUTRAL	0- 0	0- 0	0- 0				
5- 2	0- 1	0- 0	NON-CONFERENCE	0- 0	0- 0	5- 1				
3- 1	0- 0	0- 0	HOME	0- 0	0- 0	3- 1				
2- 1	0- 1	0- 0	AWAY	0- 0	0- 0	2- 0				
0- 0	0- 0	0- 0	NEUTRAL	0- 0	0- 0	0- 0				
0- 0	0- 0	0- 0	CONFERENCE	0- 0	0- 0	0- 0				
0- 0	0- 0	0- 0	HOME	0- 0	0- 0	0- 0				
0- 0	0- 0	0- 0	AWAY	0- 0	0- 0	0- 0				
0- 0	0- 0	0- 0	NEUTRAL	0- 0	0- 0	0- 0				

RPI 1-25				RPI 26-50				RPI 51-100				RPI 101+ Team's RPI: 224			
RPI	S	Opponent	Score	RPI	S	Opponent	Score	RPI	S	Opponent	Score	RPI	S	Opponent	Score
15	A	Kentucky	57 87									234	H	St. Francis Brooklyn	94 101
												260	A	Gardner-Webb	84 69
												261	H	Valparaiso	68 62
												287	A	N. C. A&T	72 67
												325	H	Chicago St.	104 68
												347	H	Evansville	85 63

LAST 12 Division I GAMES:															
347	H	Evansville	85 63	234	H	St. Francis Brooklyn	94 101	325	H	Chicago St.	104 68	261	H	Valparaiso	68 62
15	A	Kentucky	57 87	260	A	Gardner-Webb	84 69	287	A	N. C. A&T	72 67				

Non-Div I Games: Alice Lloyd 121 56 Ky. Christian 119 28

Morehead St.

Average RPI Win:	0	WON-LOST	WINNING	LAST 10	STRENGTH OF	OPP. STRENGTH	TEAM	ADJ.	CONF.	ADJ CONF.
Average RPI Loss:	185	RECORD	PCT. RANK	GAMES	SCHEDULE	OF SCHEDULE	RPI	RPI	RPI	RPI
DIV. I ONLY	0- 8	327	0- 1	266	197	339	339	32	32	
DIV. I NON-CONF.	0- 8	327	0- 1	266	197	339	339	32	32	

TOTALS	RPI 1-25	RPI 26-50	W-L RECORDS	RPI 51-100	RPI 101-150	RPI 150+				
0- 8	0- 0	0- 1	OVERALL	0- 1	0- 1	0- 5				
0- 1	0- 0	0- 0	HOME	0- 0	0- 0	0- 1				
0- 4	0- 0	0- 0	AWAY	0- 1	0- 0	0- 3				
0- 3	0- 0	0- 1	NEUTRAL	0- 0	0- 1	0- 1				
0- 8	0- 0	0- 1	NON-CONFERENCE	0- 1	0- 1	0- 5				
0- 1	0- 0	0- 0	HOME	0- 0	0- 0	0- 1				
0- 4	0- 0	0- 0	AWAY	0- 1	0- 0	0- 3				
0- 3	0- 0	0- 1	NEUTRAL	0- 0	0- 1	0- 1				
0- 0	0- 0	0- 0	CONFERENCE	0- 0	0- 0	0- 0				
0- 0	0- 0	0- 0	HOME	0- 0	0- 0	0- 0				
0- 0	0- 0	0- 0	AWAY	0- 0	0- 0	0- 0				
0- 0	0- 0	0- 0	NEUTRAL	0- 0	0- 0	0- 0				

RPI 1-25				RPI 26-50				RPI 51-100				RPI 101+ Team's RPI: 339							
RPI	S	Opponent	Score	RPI	S	Opponent	Score	RPI	S	Opponent	Score	RPI	S	Opponent	Score				
				31	N	Maryl and	44 68	89	A	SFA	42 69	148	N	Georgia	33 60				
												156	A	Hartford	59 80				
												160	A	Western Ky.	43 90				
												266	H	Central Conn. St.	36 60				
												308	N	Niagara	57 67				
												319	A	FIU	50 59				

LAST 12 Division I GAMES:																			
				319	A	FIU	50 59	308	N	Niagara	57 67								
				160	A	Western Ky.	43 90	156	A	Hartford	59 80								
				266	H	Central Conn. St.	36 60												
				31	N	Maryl and	44 68												
				148	N	Georgia	33 60												
				89	A	SFA	42 69												

Non-Div I Games: Washington Adventist 60 43 Lincoln (PA) 46 51

Morgan St.

Average RPI Win: 269

Average RPI Loss: 107

WON-LOST
RECORDWINNING
PCT. RANKLAST 10
GAMESSTRENGTH OF
SCHEDULEOPP. STRENGTH
OF SCHEDULETEAM
RPIADJ.
RPICONF.
RPIADJ CONF.
RPIDIV. I ONLY
DIV. I NON-CONF.4- 3
4- 3133
1331- 0
1- 0273
273208
208158
158158
15831
3131
31

TOTALS

RPI 1-25

RPI 26-50

W-L RECORDS

RPI 51-100

RPI 101-150

RPI 150+

4- 3 0- 0
1- 0 0- 0
3- 3 0- 0
0- 0 0- 00- 2
0- 0
0- 2
0- 0OVERALL
HOME
AWAY
NEUTRAL0- 0
0- 0
0- 0
0- 00- 0
0- 0
0- 0
0- 04- 1
1- 0
3- 1
0- 04- 3 0- 0
1- 0 0- 0
3- 3 0- 0
0- 0 0- 00- 2
0- 0
0- 2
0- 0NON-CONFERENCE
HOME
AWAY
NEUTRAL0- 0
0- 0
0- 0
0- 00- 0
0- 0
0- 0
0- 04- 1
1- 0
3- 1
0- 00- 0 0- 0
0- 0 0- 0
0- 0 0- 0
0- 0 0- 00- 0
0- 0
0- 0
0- 0CONFERENCE
HOME
AWAY
NEUTRAL0- 0
0- 0
0- 0
0- 00- 0
0- 0
0- 0
0- 00- 0
0- 0
0- 0
0- 0

RPI 1-25

RPI S Opponent Score

RPI 26-50

RPI S Opponent Score

28 A Duquesne 64 73
45 A Mi chi gan 40 88

RPI 51-100

RPI S Opponent Score

RPI 101+

Team's RPI: 158

RPI S Opponent Score

215 H Towson 87 78
247 A Ri der 67 85
260 A Gardner-Webb 69 62
272 A UMBC 65 52
330 A Loyol a Maryl and 77 67

LAST 12 Division I GAMES:

28 A Duquesne 64 73 272 A UMBC 65 52
45 A Mi chi gan 40 88 260 A Gardner-Webb 69 62
330 A Loyol a Maryl and 77 67
215 H Towson 87 78
247 A Ri der 67 85

Non-Div I Games: Washington Col. 74 50

Mt. St. Mary's

Average RPI Win: 332

Average RPI Loss: 166

WON-LOST
RECORDWINNING
PCT. RANKLAST 10
GAMESSTRENGTH OF
SCHEDULEOPP. STRENGTH
OF SCHEDULETEAM
RPIADJ.
RPICONF.
RPIADJ CONF.
RPIDIV. I ONLY
DIV. I NON-CONF.2- 3
2- 3207
2070- 1
0- 1309
309314
314321
321321
32121
2121
21

TOTALS

RPI 1-25

RPI 26-50

W-L RECORDS

RPI 51-100

RPI 101-150

RPI 150+

2- 3
2- 1
0- 2
0- 00- 0
0- 0
0- 0
0- 00- 0
0- 0
0- 0
0- 0OVERALL
HOME
AWAY
NEUTRAL0- 1
0- 0
0- 1
0- 00- 0
0- 0
0- 0
0- 02- 2
2- 1
0- 1
0- 02- 3
2- 1
0- 2
0- 00- 0
0- 0
0- 0
0- 00- 0
0- 0
0- 0
0- 0NON-CONFERENCE
HOME
AWAY
NEUTRAL0- 1
0- 0
0- 1
0- 00- 0
0- 0
0- 0
0- 02- 2
2- 1
0- 1
0- 00- 0
0- 0
0- 0
0- 00- 0
0- 0
0- 0
0- 00- 0
0- 0
0- 0
0- 0CONFERENCE
HOME
AWAY
NEUTRAL0- 0
0- 0
0- 0
0- 00- 0
0- 0
0- 0
0- 00- 0
0- 0
0- 0
0- 0

RPI 1-25

RPI S Opponent Score

RPI 26-50

RPI S Opponent Score

RPI 51-100

RPI S Opponent Score
67 A Butler 65 86

RPI 101+

Team's RPI: 321

RPI	S	Opponent	Score
159	A	Arkansas St.	63 74
271	H	Alabama A&M	53 59
317	H	Lipscomb	97 61
347	H	Evansville	81 53

LAST 12 Division I GAMES:

271	H	Alabama A&M	53	59	347	H	Evansville	81	53
159	A	Arkansas St.	63	74					
317	H	Lipscomb	97	61					
67	A	Butler	65	86					

Non-Div I Games:

Oakland City

113 55

Murray St.

N
•
C
•
A
&
T

N
•
C
•
A
&
T

N. C. A&T

Average RPI Win:	0	WON-LOST	WINNING	LAST 10	STRENGTH OF	OPP. STRENGTH	TEAM	ADJ.	CONF.	ADJ CONF.
Average RPI Loss:	204	RECORD	PCT. RANK	GAMES	SCHEDULE	OF SCHEDULE	RPI	RPI	RPI	RPI
DIV. I ONLY	0- 7	327	0- 1	283	303	345	345	32	32	
DIV. I NON-CONF.	0- 7	327	0- 1	283	303	345	345	32	32	

TOTALS	RPI 1-25	RPI 26-50	W-L RECORDS	RPI 51-100	RPI 101-150	RPI 150+				
0- 7	0- 1	0- 0	OVERALL	0- 0	0- 0	0- 6				
0- 4	0- 0	0- 0	HOME	0- 0	0- 0	0- 4				
0- 3	0- 1	0- 0	AWAY	0- 0	0- 0	0- 2				
0- 0	0- 0	0- 0	NEUTRAL	0- 0	0- 0	0- 0				
0- 7	0- 1	0- 0	NON-CONFERENCE	0- 0	0- 0	0- 6				
0- 4	0- 0	0- 0	HOME	0- 0	0- 0	0- 4				
0- 3	0- 1	0- 0	AWAY	0- 0	0- 0	0- 2				
0- 0	0- 0	0- 0	NEUTRAL	0- 0	0- 0	0- 0				
0- 0	0- 0	0- 0	CONFERENCE	0- 0	0- 0	0- 0				
0- 0	0- 0	0- 0	HOME	0- 0	0- 0	0- 0				
0- 0	0- 0	0- 0	AWAY	0- 0	0- 0	0- 0				
0- 0	0- 0	0- 0	NEUTRAL	0- 0	0- 0	0- 0				

RPI 1-25				RPI 26-50				RPI 51-100				RPI 101+ Team's RPI : 345											
RPI	S	Opponent	Score	RPI	S	Opponent	Score	RPI	S	Opponent	Score	RPI	S	Opponent	Score								
24	A	Iowa	39 106									183	A	Winthrop	41 66								
												196	H	UNCW	82 89								
												205	H	Coastal Caro.	66 89								
												221	H	Elon	54 83								
												275	A	High Point	69 80								
												323	H	USC Upstate	63 82								

LAST 12 Division I GAMES:																							
205	H	Coastal Caro.	66 89	221	H	Elon	54 83																
323	H	USC Upstate	63 82	275	A	High Point	69 80																
196	H	UNCW	82 89																				
24	A	Iowa	39 106																				
183	A	Winthrop	41 66																				

Non-Div I Games: Johnson & Wales (NC) 35 43

N. C. Central

Average RPI Win:	113	WON-LOST	WINNING	LAST 10	STRENGTH OF	OPP. STRENGTH	TEAM	ADJ.	CONF.	ADJ CONF.
Average RPI Loss:	0	RECORD	PCT. RANK	GAMES	SCHEDULE	OF SCHEDULE	RPI	RPI	RPI	RPI
DIV. I ONLY	10- 0	1	1- 0	28	51	4	4	1	1	
DIV. I NON-CONF.	10- 0	1	1- 0	28	51	4	4	1	1	

TOTALS	RPI 1-25	RPI 26-50	W-L RECORDS	RPI 51-100	RPI 101-150	RPI 150+				
10- 0	0- 0	4- 0	OVERALL	1- 0	0- 0	5- 0				
7- 0	0- 0	3- 0	HOME	1- 0	0- 0	3- 0				
1- 0	0- 0	0- 0	AWAY	0- 0	0- 0	1- 0				
2- 0	0- 0	1- 0	NEUTRAL	0- 0	0- 0	1- 0				
10- 0	0- 0	4- 0	NON-CONFERENCE	1- 0	0- 0	5- 0				
7- 0	0- 0	3- 0	HOME	1- 0	0- 0	3- 0				
1- 0	0- 0	0- 0	AWAY	0- 0	0- 0	1- 0				
2- 0	0- 0	1- 0	NEUTRAL	0- 0	0- 0	1- 0				
0- 0	0- 0	0- 0	CONFERENCE	0- 0	0- 0	0- 0				
0- 0	0- 0	0- 0	HOME	0- 0	0- 0	0- 0				
0- 0	0- 0	0- 0	AWAY	0- 0	0- 0	0- 0				
0- 0	0- 0	0- 0	NEUTRAL	0- 0	0- 0	0- 0				

RPI 1-25	Team's RPI: 4	RPI 26-50	RPI 51-100	RPI 101+
RPI S Opponent Score	RPI S Opponent Score	RPI S Opponent Score	RPI S Opponent Score	RPI S Opponent Score
	27 H Old Domini on 85 56	93 H Radford 75 58	152 H Vanderbilt 74 54	
	32 N Michigan St. 78 74		165 H Kent St. 78 61	
	45 H Mi chi gan 66 55		173 A Georgetown 76 65	
	50 H Bel mont 77 62		177 H Hampton 83 51	
			220 N George Washi ngton 69 61	
LAST 12 Di vi si on I GAMES:				
220 N George Washington 69 61	173 A Georgetown 76 65	177 H Hampton 83 51	27 H Old Domini on 85 56	45 H Mi chi gan 66 55
32 N Michigan St. 78 74				
93 H Radford 75 58				
152 H Vanderbilt 74 54				
165 H Kent St. 78 61				
50 H Bel mont 77 62				

Non-Di v I Games:

NC State

Average RPI Win:	338	WON-LOST	WINNING	LAST 10	STRENGTH OF	OPP. STRENGTH	TEAM	ADJ.	CONF.	ADJ CONF.
Average RPI Loss:	245	RECORD	PCT. RANK	GAMES	SCHEDULE	OF SCHEDULE	RPI	RPI	RPI	RPI
DIV. I ONLY	2- 8	288	1- 0	325	331	340	340	26	26	
DIV. I NON-CONF.	2- 8	288	1- 0	325	331	340	340	26	26	

TOTALS	RPI 1-25	RPI 26-50	W-L RECORDS	RPI 51-100	RPI 101-150	RPI 150+				
2- 8	0- 0	0- 0	OVERALL	0- 0	0- 1	2- 7				
1- 2	0- 0	0- 0	HOME	0- 0	0- 0	1- 2				
1- 6	0- 0	0- 0	AWAY	0- 0	0- 1	1- 5				
0- 0	0- 0	0- 0	NEUTRAL	0- 0	0- 0	0- 0				
2- 8	0- 0	0- 0	NON-CONFERENCE	0- 0	0- 1	2- 7				
1- 2	0- 0	0- 0	HOME	0- 0	0- 0	1- 2				
1- 6	0- 0	0- 0	AWAY	0- 0	0- 1	1- 5				
0- 0	0- 0	0- 0	NEUTRAL	0- 0	0- 0	0- 0				
0- 0	0- 0	0- 0	CONFERENCE	0- 0	0- 0	0- 0				
0- 0	0- 0	0- 0	HOME	0- 0	0- 0	0- 0				
0- 0	0- 0	0- 0	AWAY	0- 0	0- 0	0- 0				
0- 0	0- 0	0- 0	NEUTRAL	0- 0	0- 0	0- 0				

RPI 1-25				RPI 26-50				RPI 51-100				RPI 101+ Team's RPI: 340			
RPI	S	Opponent	Score	RPI	S	Opponent	Score	RPI	S	Opponent	Score	RPI	S	Opponent	Score
												122	A	Penn	42 85
												198	H	Southeast Mo. St.	58 68
												208	A	West Virginia	50 95
												247	A	Rider	46 67
												273	A	Howard	57 77
												280	A	Saint Peter's	57 70
												296	H	Vermont	63 71
												326	H	Western Caro.	79 71
												337	A	Fairleigh Dickinson	43 64
												349	A	LIU Brooklyn	72 51
LAST 12 Division I GAMES:															
122	A	Penn	42 85	349	A	LIU Brooklyn	72 51	296	H	Vermont	63 71	198	H	Southeast Mo. St.	58 68
208	A	West Virginia	50 95	273	A	Howard	57 77	247	A	Rider	46 67	326	H	Western Caro.	79 71
273	A	Howard	57 77	280	A	Saint Peter's	57 70	337	A	Fairleigh Dickinson	43 64				

Non-Div I Games:

NJIT

Average RPI Win:	228	WON-LOST	WINNING	LAST 10	STRENGTH OF	OPP. STRENGTH	TEAM	ADJ.	CONF.	ADJ CONF.
Average RPI Loss:	129	RECORD	PCT. RANK	GAMES	SCHEDULE	OF SCHEDULE	RPI	RPI	RPI	RPI
DIV. I ONLY	3- 4	202	0- 1	146	206	180	180	20	20	
DIV. I NON-CONF.	3- 4	202	0- 1	146	206	180	180	20	20	

TOTALS	RPI 1-25	RPI 26-50	W-L RECORDS	RPI 51-100	RPI 101-150	RPI 150+				
3- 4	0- 1	0- 0	OVERALL	0- 0	1- 2	2- 1				
1- 2	0- 0	0- 0	HOME	0- 0	0- 2	1- 0				
2- 2	0- 1	0- 0	AWAY	0- 0	1- 0	1- 1				
0- 0	0- 0	0- 0	NEUTRAL	0- 0	0- 0	0- 0				
3- 4	0- 1	0- 0	NON-CONFERENCE	0- 0	1- 2	2- 1				
1- 2	0- 0	0- 0	HOME	0- 0	0- 2	1- 0				
2- 2	0- 1	0- 0	AWAY	0- 0	1- 0	1- 1				
0- 0	0- 0	0- 0	NEUTRAL	0- 0	0- 0	0- 0				
0- 0	0- 0	0- 0	CONFERENCE	0- 0	0- 0	0- 0				
0- 0	0- 0	0- 0	HOME	0- 0	0- 0	0- 0				
0- 0	0- 0	0- 0	AWAY	0- 0	0- 0	0- 0				
0- 0	0- 0	0- 0	NEUTRAL	0- 0	0- 0	0- 0				

RPI 1-25				RPI 26-50				RPI 51-100				RPI 101+				Team's RPI: 180
RPI	S	Opponent	Score	RPI	S	Opponent	Score	RPI	S	Opponent	Score	RPI	S	Opponent	Score	
20	A	Colorado	43 59									117	H	Marist	48 72	
												122	H	Penn	61 65	
												150	A	Air Force	54 47	
												247	A	Rider	66 60	
												256	A	Norfolk St.	58 65	
												287	H	N. C. A&T	72 49	
LAST 12 Division I GAMES:																
20	A	Colorado	43 59	247	A	Rider	66 60									
150	A	Air Force	54 47	287	H	N. C. A&T	72 49									
				122	H	Penn	61 65									
				256	A	Norfolk St.	58 65									
				117	H	Marist	48 72									

Non-Div I Games: Catholic 81 36

Navy

Average RPI Win:	184	WON-LOST	WINNING	LAST 10	STRENGTH OF	OPP. STRENGTH	TEAM	ADJ.	CONF.	ADJ CONF.
Average RPI Loss:	65	RECORD	PCT. RANK	GAMES	SCHEDULE	OF SCHEDULE	RPI	RPI	RPI	RPI
DIV. I ONLY	4- 5	192	1- 0	59	65	121	121	3	3	
DIV. I NON-CONF.	4- 5	192	1- 0	59	65	121	121	3	3	

TOTALS	RPI 1-25	RPI 26-50	W-L RECORDS	RPI 51-100	RPI 101-150	RPI 150+				
4- 5	0- 3	0- 0	OVERALL	2- 0	0- 1	2- 1				
3- 1	0- 1	0- 0	HOME	1- 0	0- 0	2- 0				
0- 4	0- 2	0- 0	AWAY	0- 0	0- 1	0- 1				
1- 0	0- 0	0- 0	NEUTRAL	1- 0	0- 0	0- 0				
4- 5	0- 3	0- 0	NON-CONFERENCE	2- 0	0- 1	2- 1				
3- 1	0- 1	0- 0	HOME	1- 0	0- 0	2- 0				
0- 4	0- 2	0- 0	AWAY	0- 0	0- 1	0- 1				
1- 0	0- 0	0- 0	NEUTRAL	1- 0	0- 0	0- 0				
0- 0	0- 0	0- 0	CONFERENCE	0- 0	0- 0	0- 0				
0- 0	0- 0	0- 0	HOME	0- 0	0- 0	0- 0				
0- 0	0- 0	0- 0	AWAY	0- 0	0- 0	0- 0				
0- 0	0- 0	0- 0	NEUTRAL	0- 0	0- 0	0- 0				

RPI 1-25				RPI 26-50				RPI 51-100				RPI 101+ Team's RPI: 121			
RPI	S	Opponent	Score	RPI	S	Opponent	Score	RPI	S	Opponent	Score	RPI	S	Opponent	Score
5	A	Louisville	68 85					93	N	Radford	77 39	110	A	Creighton	65 74
9	H	Drake	77 83					94	H	Kansas	58 52	185	A	Washington St.	84 87
14	A	Miami (FL)	68 82									227	H	San Jose St.	96 63
												323	H	USC Upstate	87 64

LAST 12 Division I GAMES:															
				94	H	Kansas	58 52	227	H	San Jose St.	96 63				
				110	A	Creighton	65 74	323	H	USC Upstate	87 64				
				5	A	Louisville	68 85	9	H	Drake	77 83				
				93	N	Radford	77 39								
				14	A	Miami (FL)	68 82								
				185	A	Washington St.	84 87								

Non-Div I Games:

Nebraska

Average RPI Win: 277

Average RPI Loss: 93

WON-LOST
RECORDWINNING
PCT. RANKLAST 10
GAMESSTRENGTH OF
SCHEDULEOPP. STRENGTH
OF SCHEDULETEAM
RPIADJ.
RPICONF.
RPIADJ CONF.
RPIDIV. I ONLY
DIV. I NON-CONF.1- 6
1- 6301
3010- 1
0- 132
32225
225207
207207
2079
99
9

TOTALS

RPI 1-25

RPI 26-50

W-L RECORDS

RPI 51-100

RPI 101-150

RPI 150+

1- 6 0- 1
0- 3 0- 1
1- 1 0- 0
0- 2 0- 00- 0
0- 0
0- 0
0- 0OVERALL
HOME
AWAY
NEUTRAL0- 2
0- 2
0- 0
0- 00- 3
0- 0
0- 1
0- 21- 0
0- 0
1- 0
0- 01- 6 0- 1
0- 3 0- 1
1- 1 0- 0
0- 2 0- 00- 0
0- 0
0- 0
0- 0NON-CONFERENCE
HOME
AWAY
NEUTRAL0- 2
0- 2
0- 0
0- 00- 3
0- 0
0- 1
0- 21- 0
0- 0
1- 0
0- 00- 0 0- 0
0- 0 0- 0
0- 0 0- 0
0- 0 0- 00- 0
0- 0
0- 0
0- 0CONFERENCE
HOME
AWAY
NEUTRAL0- 0
0- 0
0- 0
0- 00- 0
0- 0
0- 0
0- 00- 0
0- 0
0- 0
0- 0

RPI 1-25

RPI 26-50

RPI 51-100

RPI 101+

Team's RPI: 207

RPI S Opponent Score
20 H Colorado 52 65

RPI S Opponent Score

RPI S Opponent Score
79 H Southern California 51 72
99 H Utah 52 74RPI S Opponent Score
113 N UC Davis 68 84
123 N Northern Ill. 69 98
124 A Santa Clara 48 56
277 A Long Beach St. 76 67

LAST 12 Division I GAMES:

277 A Long Beach St. 76 67
124 A Santa Clara 48 56
99 H Utah 52 74
123 N Northern Ill. 69 98
113 N UC Davis 68 84
79 H Southern California 51 72
20 H Colorado 52 65

Non-Div I Games:

Nevada

Average RPI Win:	233	WON-LOST	WINNING	LAST 10	STRENGTH OF	OPP. STRENGTH	TEAM	ADJ.	CONF.	ADJ CONF.
Average RPI Loss:	153	RECORD	PCT. RANK	GAMES	SCHEDULE	OF SCHEDULE	RPI	RPI	RPI	RPI
DIV. I ONLY	2- 7	275	1- 0	110	254	255	255	24	24	
DIV. I NON-CONF.	2- 7	275	1- 0	110	254	255	255	24	24	

TOTALS	RPI 1-25	RPI 26-50	W-L RECORDS	RPI 51-100	RPI 101-150	RPI 150+				
2- 7	0- 1	0- 1	OVERALL	0- 1	0- 0	2- 4				
2- 1	0- 0	0- 0	HOME	0- 0	0- 0	2- 1				
0- 6	0- 1	0- 1	AWAY	0- 1	0- 0	0- 3				
0- 0	0- 0	0- 0	NEUTRAL	0- 0	0- 0	0- 0				
2- 7	0- 1	0- 1	NON-CONFERENCE	0- 1	0- 0	2- 4				
2- 1	0- 0	0- 0	HOME	0- 0	0- 0	2- 1				
0- 6	0- 1	0- 1	AWAY	0- 1	0- 0	0- 3				
0- 0	0- 0	0- 0	NEUTRAL	0- 0	0- 0	0- 0				
0- 0	0- 0	0- 0	CONFERENCE	0- 0	0- 0	0- 0				
0- 0	0- 0	0- 0	HOME	0- 0	0- 0	0- 0				
0- 0	0- 0	0- 0	AWAY	0- 0	0- 0	0- 0				
0- 0	0- 0	0- 0	NEUTRAL	0- 0	0- 0	0- 0				

RPI 1-25				RPI 26-50				RPI 51-100				RPI 101+ Team's RPI: 255			
RPI	S	Opponent	Score	RPI	S	Opponent	Score	RPI	S	Opponent	Score	RPI	S	Opponent	Score
17	A	Minnesota	47 70	30	A	Northeastern	54 69	100	A	South Fla.	36 79	157	A	Boston U.	39 60
												197	H	Holy Cross	74 62
												210	H	Sacred Heart	60 71
												229	A	Brown	70 76
												268	H	Bryant	79 74
												329	A	North Dakota St.	51 56
LAST 12 Division I GAMES:															
				197	H	Holy Cross	74 62	268	H	Bryant	79 74				
				100	A	South Fla.	36 79	30	A	Northeastern	54 69				
				157	A	Boston U.	39 60	210	H	Sacred Heart	60 71				
								229	A	Brown	70 76				
								329	A	North Dakota St.	51 56				
								17	A	Minnesota	47 70				

Non-Div I Games: U New England 68 44

New Hampshire

Average RPI	Win:	183	WON-LOST	WINNING	LAST 10	STRENGTH OF	OPP. STRENGTH	TEAM	ADJ.	CONF.	ADJ CONF.
Average RPI	Loss:	41	RECORD	PCT. RANK	GAMES	SCHEDULE	OF SCHEDULE	RPI	RPI	RPI	RPI
DIV. I ONLY		7- 1		27	1- 0	149	96	51	51	9	9
DIV. I NON-CONF.		7- 1		27	1- 0	149	96	51	51	9	9

TOTALS	RPI 1-25		RPI 26-50		W-L RECORDS	RPI 51-100		RPI 101-150		RPI 150+	
7- 1	0- 0		0- 1		OVERALL	0- 0		3- 0		4- 0	
5- 1	0- 0		0- 1		HOME	0- 0		1- 0		4- 0	
2- 0	0- 0		0- 0		AWAY	0- 0		2- 0		0- 0	
0- 0	0- 0		0- 0		NEUTRAL	0- 0		0- 0		0- 0	
7- 1	0- 0		0- 1		NON-CONFERENCE	0- 0		3- 0		4- 0	
5- 1	0- 0		0- 1		HOME	0- 0		1- 0		4- 0	
2- 0	0- 0		0- 0		AWAY	0- 0		2- 0		0- 0	
0- 0	0- 0		0- 0		NEUTRAL	0- 0		0- 0		0- 0	
0- 0	0- 0		0- 0		CONFERENCE	0- 0		0- 0		0- 0	
0- 0	0- 0		0- 0		HOME	0- 0		0- 0		0- 0	
0- 0	0- 0		0- 0		AWAY	0- 0		0- 0		0- 0	
0- 0	0- 0		0- 0		NEUTRAL	0- 0		0- 0		0- 0	

RPI	S	Opponent	Score	RPI	S	Opponent	Score	RPI	S	Opponent	Score	RPI	S	Opponent	Score
				41	H	Auburn	76 79					132	A	Houston	89 84
												141	A	Northern Ariz.	84 55
												147	H	New Mexico St.	83 58
												156	H	Hartford	72 65
												179	H	Oklahoma	84 80
												203	H	Texas St.	82 51
												324	H	UTEP	69 51

LAST 12 Division I GAMES:															
156	H	Hartford	72 65	132	A	Houston	89 84								
41	H	Auburn	76 79	203	H	Texas St.	82 51								
141	A	Northern Ariz.	84 55												
324	H	UTEP	69 51												
147	H	New Mexico St.	83 58												
179	H	Oklahoma	84 80												

Non-Div I Games:

New Mexico

Average RPI	Win:	321	WON-LOST	WINNING	LAST 10	STRENGTH OF	OPP. STRENGTH	TEAM	ADJ.	CONF.	ADJ CONF.
Average RPI	Loss:	94	RECORD	PCT. RANK	GAMES	SCHEDULE	OF SCHEDULE	RPI	RPI	RPI	RPI
DIV. I ONLY		2- 2		158	0- 1	135	309	147	147	30	30
DIV. I NON-CONF.		2- 2		158	0- 1	135	309	147	147	30	30

TOTALS	RPI 1-25		RPI 26-50		W-L RECORDS	RPI 51-100		RPI 101-150		RPI 150+	
2- 2	0- 0		0- 0		OVERALL	0- 1		0- 1		2- 0	
0- 1	0- 0		0- 0		HOME	0- 0		0- 1		0- 0	
2- 1	0- 0		0- 0		AWAY	0- 1		0- 0		2- 0	
0- 0	0- 0		0- 0		NEUTRAL	0- 0		0- 0		0- 0	
2- 2	0- 0		0- 0		NON-CONFERENCE	0- 1		0- 1		2- 0	
0- 1	0- 0		0- 0		HOME	0- 0		0- 1		0- 0	
2- 1	0- 0		0- 0		AWAY	0- 1		0- 0		2- 0	
0- 0	0- 0		0- 0		NEUTRAL	0- 0		0- 0		0- 0	
0- 0	0- 0		0- 0		CONFERENCE	0- 0		0- 0		0- 0	
0- 0	0- 0		0- 0		HOME	0- 0		0- 0		0- 0	
0- 0	0- 0		0- 0		AWAY	0- 0		0- 0		0- 0	
0- 0	0- 0		0- 0		NEUTRAL	0- 0		0- 0		0- 0	

RPI 1-25				RPI 26-50				RPI 51-100				RPI 101+ Team's RPI: 147			
RPI	S	Opponent	Score	RPI	S	Opponent	Score	RPI	S	Opponent	Score	RPI	S	Opponent	Score
								51	A	New Mexico	58 83	136	H	Abilene Christian	46 58
												318	A	Western Mich.	66 54
												324	A	UTEP	69 65

LAST 12 Division I GAMES:								51	A	New Mexico	58 83	136	H	Abilene Christian	46 58
								324	A	UTEP	69 65	318	A	Western Mich.	66 54

Non-Div I Games: Tex. Permian Basin 70 38 Northern N.M. 101 51

New Mexico St.

Average RPI Win:	276	WON-LOST	WINNING	LAST 10	STRENGTH OF	OPP. STRENGTH	TEAM	ADJ.	CONF.	ADJ CONF.
Average RPI Loss:	122	RECORD	PCT. RANK	GAMES	SCHEDULE	OF SCHEDULE	RPI	RPI	RPI	RPI
DIV. I ONLY	1- 4	288	0- 1	58	266	194	194	23	23	
DIV. I NON-CONF.	1- 4	288	0- 1	58	266	194	194	23	23	

TOTALS	RPI 1-25	RPI 26-50	W-L RECORDS	RPI 51-100	RPI 101-150	RPI 150+				
1- 4	0- 1	0- 0	OVERALL	0- 0	0- 2	1- 1				
0- 1	0- 0	0- 0	HOME	0- 0	0- 0	0- 1				
1- 3	0- 1	0- 0	AWAY	0- 0	0- 2	1- 0				
0- 0	0- 0	0- 0	NEUTRAL	0- 0	0- 0	0- 0				
1- 4	0- 1	0- 0	NON-CONFERENCE	0- 0	0- 2	1- 1				
0- 1	0- 0	0- 0	HOME	0- 0	0- 0	0- 1				
1- 3	0- 1	0- 0	AWAY	0- 0	0- 2	1- 0				
0- 0	0- 0	0- 0	NEUTRAL	0- 0	0- 0	0- 0				
0- 0	0- 0	0- 0	CONFERENCE	0- 0	0- 0	0- 0				
0- 0	0- 0	0- 0	HOME	0- 0	0- 0	0- 0				
0- 0	0- 0	0- 0	AWAY	0- 0	0- 0	0- 0				
0- 0	0- 0	0- 0	NEUTRAL	0- 0	0- 0	0- 0				

RPI 1-25				RPI 26-50				RPI 51-100				RPI 101+ Team's RPI: 194			
RPI	S	Opponent	Score	RPI	S	Opponent	Score	RPI	S	Opponent	Score	RPI	S	Opponent	Score
14	A	Mi ami (FL)	38 78									129	A	Pi ttsburgh	38 90
												133	A	Ri ce	56 67
												213	H	La. -Monroe	44 57
												276	A	Memphi s	66 59
LAST 12 Division I GAMES:															
14	A	Mi ami (FL)	38 78												
276	A	Memphi s	66 59												
133	A	Ri ce	56 67												
213	H	La. -Monroe	44 57												
129	A	Pi ttsburgh	38 90												

Non-Div I Games: Centenary (LA) 104 42 Trinity Baptist 93 38

New Orleans

Average RPI Win:	319	WON-LOST	WINNING	LAST 10	STRENGTH OF	OPP. STRENGTH	TEAM	ADJ.	CONF.	ADJ CONF.
Average RPI Loss:	176	RECORD	PCT. RANK	GAMES	SCHEDULE	OF SCHEDULE	RPI	RPI	RPI	RPI
DIV. I ONLY	2- 6	266	1- 0	265	227	308	308	28	28	
DIV. I NON-CONF.	2- 6	266	1- 0	265	227	308	308	28	28	

TOTALS	RPI 1-25	RPI 26-50	W-L RECORDS	RPI 51-100	RPI 101-150	RPI 150+				
2- 6	0- 1	0- 0	OVERALL	0- 0	0- 2	2- 3				
1- 2	0- 0	0- 0	HOME	0- 0	0- 0	1- 2				
0- 3	0- 1	0- 0	AWAY	0- 0	0- 1	0- 1				
1- 1	0- 0	0- 0	NEUTRAL	0- 0	0- 1	1- 0				
2- 6	0- 1	0- 0	NON-CONFERENCE	0- 0	0- 2	2- 3				
1- 2	0- 0	0- 0	HOME	0- 0	0- 0	1- 2				
0- 3	0- 1	0- 0	AWAY	0- 0	0- 1	0- 1				
1- 1	0- 0	0- 0	NEUTRAL	0- 0	0- 1	1- 0				
0- 0	0- 0	0- 0	CONFERENCE	0- 0	0- 0	0- 0				
0- 0	0- 0	0- 0	HOME	0- 0	0- 0	0- 0				
0- 0	0- 0	0- 0	AWAY	0- 0	0- 0	0- 0				
0- 0	0- 0	0- 0	NEUTRAL	0- 0	0- 0	0- 0				

RPI	S	Opponent	Score	RPI	S	Opponent	Score	RPI	S	Opponent	Score	RPI	S	Opponent	Score	Team's RPI: 308
8	A	Iowa St.	35 95									109	A	Buffalo	61 88	
												135	N	Yale	64 67	
												230	H	St. Bonaventure	48 76	
												273	H	Howard	61 68	
												299	H	Binghamton	79 72	
												301	A	Saint Joseph's	54 68	
												339	N	Morgan St.	67 57	

LAST 12 Division I GAMES:																
339	N	Morgan St.	67 57	135	N	Yale	64 67	299	H	Binghamton	79 72	273	H	Howard	61 68	
230	H	St. Bonaventure	48 76	301	A	Saint Joseph's	54 68	109	A	Buffalo	61 88	8	A	Iowa St.	35 95	

Non-Div I Games:

Niagara

Average RPI Win:	256	WON-LOST	WINNING	LAST 10	STRENGTH OF	OPP. STRENGTH	TEAM	ADJ.	CONF.	ADJ CONF.
Average RPI Loss:	98	RECORD	PCT. RANK	GAMES	SCHEDULE	OF SCHEDULE	RPI	RPI	RPI	RPI
DIV. I ONLY	3- 5	218	0- 1	185	131	192	192	23	23	
DIV. I NON-CONF.	3- 5	218	0- 1	185	131	192	192	23	23	

TOTALS	RPI 1-25	RPI 26-50	W-L RECORDS	RPI 51-100	RPI 101-150	RPI 150+				
3- 5	0- 1	0- 2	OVERALL	0- 0	0- 0	3- 2				
1- 0	0- 0	0- 0	HOME	0- 0	0- 0	1- 0				
1- 4	0- 1	0- 2	AWAY	0- 0	0- 0	1- 1				
1- 1	0- 0	0- 0	NEUTRAL	0- 0	0- 0	1- 1				
3- 5	0- 1	0- 2	NON-CONFERENCE	0- 0	0- 0	3- 2				
1- 0	0- 0	0- 0	HOME	0- 0	0- 0	1- 0				
1- 4	0- 1	0- 2	AWAY	0- 0	0- 0	1- 1				
1- 1	0- 0	0- 0	NEUTRAL	0- 0	0- 0	1- 1				
0- 0	0- 0	0- 0	CONFERENCE	0- 0	0- 0	0- 0				
0- 0	0- 0	0- 0	HOME	0- 0	0- 0	0- 0				
0- 0	0- 0	0- 0	AWAY	0- 0	0- 0	0- 0				
0- 0	0- 0	0- 0	NEUTRAL	0- 0	0- 0	0- 0				

RPI 1-25				RPI 26-50				RPI 51-100				RPI 101+				Team's RPI: 192
RPI	S	Opponent	Score	RPI	S	Opponent	Score	RPI	S	Opponent	Score	RPI	S	Opponent	Score	
13	A	Bayl or	39 100	29	A	Tul ane	46 71					203	A	Texas St.	67 72	
				41	A	Auburn	59 80					204	N	Del aware	56 71	
												209	N	Texas Southern	58 57	
												235	H	Missi ssi ppi Val .	72 47	
												324	A	UTEP	58 56	
LAST 12 Division I GAMES:																
204	N	Del aware	56 71	324	A	UTEP	58 56									
203	A	Texas St.	67 72	41	A	Auburn	59 80									
29	A	Tul ane	46 71	13	A	Bayl or	39 100									
235	H	Missi ssi ppi Val .	72 47													
209	N	Texas Southern	58 57													

Non-Div I Games: Southern-N.O. 86 49

Nicholls St.

Average RPI Win: 240

Average RPI Loss: 183

WON-LOST
RECORDWINNING
PCT. RANKLAST 10
GAMESSTRENGTH OF
SCHEDULEOPP. STRENGTH
OF SCHEDULETEAM
RPIADJ.
RPICONF.
RPIADJ CONF.
RPIDIV. I ONLY
DIV. I NON-CONF.2- 5
2- 5255
2551- 0
1- 0197
197207
207256
256256
25632
3232
32

TOTALS

RPI 1-25

RPI 26-50

W-L RECORDS

RPI 51-100

RPI 101-150

RPI 150+

2- 5

0- 0

0- 1

OVERALL

0- 0

0- 0

2- 4

1- 1

0- 0

0- 0

HOME

0- 0

0- 0

1- 1

0- 4

0- 0

0- 1

AWAY

0- 0

0- 0

0- 3

1- 0

0- 0

0- 0

NEUTRAL

0- 0

0- 0

1- 0

2- 5

0- 0

0- 1

NON-CONFERENCE

0- 0

0- 0

2- 4

1- 1

0- 0

0- 0

HOME

0- 0

0- 0

1- 1

0- 4

0- 0

0- 1

AWAY

0- 0

0- 0

0- 3

1- 0

0- 0

0- 0

NEUTRAL

0- 0

0- 0

1- 0

0- 0

0- 0

0- 0

CONFERENCE

0- 0

0- 0

0- 0

0- 0

0- 0

0- 0

HOME

0- 0

0- 0

0- 0

0- 0

0- 0

0- 0

AWAY

0- 0

0- 0

0- 0

0- 0

0- 0

0- 0

NEUTRAL

0- 0

0- 0

0- 0

RPI 1-25

RPI 26-50

RPI 51-100

RPI 101+

Team's RPI: 256

RPI S Opponent Score

RPI S Opponent Score

RPI S Opponent Score

RPI S Opponent Score

27 A Old Domini on 53 69

155 A Lehigh 41 62

180 H Navy 65 58

190 H Campbell 49 57

236 A Ole Miss 42 60

300 N Liberty 66 53

305 A La Salle 52 62

LAST 12 Division I GAMES:

190 H Campbell 49 57

300 N Liberty 66 53

180 H Navy 65 58

305 A La Salle 52 62

27 A Old Domini on 53 69

155 A Lehigh 41 62

236 A Ole Miss 42 60

Non-Div I Games:

Cheyney

93 40

Norfolk St.

Average RPI Win:	229	WON-LOST	WINNING	LAST 10	STRENGTH OF	OPP. STRENGTH	TEAM	ADJ.	CONF.	ADJ CONF.
Average RPI Loss:	60	RECORD	PCT. RANK	GAMES	SCHEDULE	OF SCHEDULE	RPI	RPI	RPI	RPI

DIV. I ONLY	4- 1	46	0- 0	303	47	105	105	26	26
DIV. I NON-CONF.	4- 1	46	0- 0	303	47	105	105	26	26

TOTALS	RPI 1-25	RPI 26-50	W-L RECORDS	RPI 51-100	RPI 101-150	RPI 150+			
4- 1	0- 0	0- 0	OVERALL	0- 1	0- 0	4- 0			
1- 0	0- 0	0- 0	HOME	0- 0	0- 0	1- 0			
2- 1	0- 0	0- 0	AWAY	0- 1	0- 0	2- 0			
1- 0	0- 0	0- 0	NEUTRAL	0- 0	0- 0	1- 0			
4- 1	0- 0	0- 0	NON-CONFERENCE	0- 1	0- 0	4- 0			
1- 0	0- 0	0- 0	HOME	0- 0	0- 0	1- 0			
2- 1	0- 0	0- 0	AWAY	0- 1	0- 0	2- 0			
1- 0	0- 0	0- 0	NEUTRAL	0- 0	0- 0	1- 0			
0- 0	0- 0	0- 0	CONFERENCE	0- 0	0- 0	0- 0			
0- 0	0- 0	0- 0	HOME	0- 0	0- 0	0- 0			
0- 0	0- 0	0- 0	AWAY	0- 0	0- 0	0- 0			
0- 0	0- 0	0- 0	NEUTRAL	0- 0	0- 0	0- 0			

RPI 1-25	RPI 26-50	RPI 51-100	RPI 101+ Team's RPI: 105
RPI S Opponent Score	RPI S Opponent Score	RPI S Opponent Score	RPI S Opponent Score
		60 A Xavier 81 94	152 A Vanderbilt 74 71
			198 N Southeast Mo. St. 80 67
			239 H Alabama St. 68 42
			326 A Western Caro. 89 66
LAST 12 Division I GAMES:			
60 A Xavier 81 94	198 N Southeast Mo. St. 80 67		
326 A Western Caro. 89 66	239 H Alabama St. 68 42		
	152 A Vanderbilt 74 71		

Non-Div I Games:	Stillman	99 43	Martin Methodist	79 48	Lane	98 57	Blue Mountain (MS)	70 42
------------------	----------	-------	------------------	-------	------	-------	--------------------	-------

North Ala.

Average RPI Win:	135	WON-LOST	WINNING	LAST 10	STRENGTH OF	OPP. STRENGTH	TEAM	ADJ.	CONF.	ADJ CONF.
Average RPI Loss:	45	RECORD	PCT. RANK	GAMES	SCHEDULE	OF SCHEDULE	RPI	RPI	RPI	RPI
DIV. I ONLY	6- 4	125	1- 0	20	76	33	33	1	1	
DIV. I NON-CONF.	6- 4	125	1- 0	20	76	33	33	1	1	

TOTALS	RPI 1-25	RPI 26-50	W-L RECORDS	RPI 51-100	RPI 101-150	RPI 150+				
6- 4	0- 2	1- 0	OVERALL	2- 2	0- 0	3- 0				
3- 1	0- 0	0- 0	HOME	1- 1	0- 0	2- 0				
1- 2	0- 1	0- 0	AWAY	0- 1	0- 0	1- 0				
2- 1	0- 1	1- 0	NEUTRAL	1- 0	0- 0	0- 0				
6- 4	0- 2	1- 0	NON-CONFERENCE	2- 2	0- 0	3- 0				
3- 1	0- 0	0- 0	HOME	1- 1	0- 0	2- 0				
1- 2	0- 1	0- 0	AWAY	0- 1	0- 0	1- 0				
2- 1	0- 1	1- 0	NEUTRAL	1- 0	0- 0	0- 0				
0- 0	0- 0	0- 0	CONFERENCE	0- 0	0- 0	0- 0				
0- 0	0- 0	0- 0	HOME	0- 0	0- 0	0- 0				
0- 0	0- 0	0- 0	AWAY	0- 0	0- 0	0- 0				
0- 0	0- 0	0- 0	NEUTRAL	0- 0	0- 0	0- 0				

RPI 1-25				RPI 26-50				RPI 51-100				RPI 101+			
RPI	S	Opponent	Score	RPI	S	Opponent	Score	RPI	S	Opponent	Score	RPI	S	Opponent	Score
15	N	Kentucky	75 85	48	N	UCLA	83 49	53	H	Maine	73 85	165	H	Kent St.	73 60
20	A	Colorado	74 86					82	H	VCU	59 47	196	H	UNCW	82 55
								92	A	Ohio St.	69 76	221	A	Elon	100 69
								100	N	South Fla.	71 69				

LAST 12 Division I GAMES:															
15	N	Kentucky	75 85	196	H	UNCW	82 55	53	H	Maine	73 85				
100	N	South Fla.	71 69	92	A	Ohio St.	69 76								
48	N	UCLA	83 49	221	A	Elon	100 69								
20	A	Colorado	74 86												
82	H	VCU	59 47												
165	H	Kent St.	73 60												

Non-Div I Games:

North Carolina

Average RPI Win:	234	WON-LOST	WINNING	LAST 10	STRENGTH OF	OPP. STRENGTH	TEAM	ADJ.	CONF.	ADJ CONF.
Average RPI Loss:	112	RECORD	PCT. RANK	GAMES	SCHEDULE	OF SCHEDULE	RPI	RPI	RPI	RPI
DIV. I ONLY	2- 7	275	0- 1	91	125	176	176	12	12	
DIV. I NON-CONF.	2- 7	275	0- 1	91	125	176	176	12	12	

TOTALS	RPI 1-25	RPI 26-50	W-L RECORDS	RPI 51-100	RPI 101-150	RPI 150+				
2- 7	0- 2	0- 0	OVERALL	0- 0	0- 3	2- 2				
0- 1	0- 0	0- 0	HOME	0- 0	0- 0	0- 1				
2- 6	0- 2	0- 0	AWAY	0- 0	0- 3	2- 1				
0- 0	0- 0	0- 0	NEUTRAL	0- 0	0- 0	0- 0				
2- 7	0- 2	0- 0	NON-CONFERENCE	0- 0	0- 3	2- 2				
0- 1	0- 0	0- 0	HOME	0- 0	0- 0	0- 1				
2- 6	0- 2	0- 0	AWAY	0- 0	0- 3	2- 1				
0- 0	0- 0	0- 0	NEUTRAL	0- 0	0- 0	0- 0				
0- 0	0- 0	0- 0	CONFERENCE	0- 0	0- 0	0- 0				
0- 0	0- 0	0- 0	HOME	0- 0	0- 0	0- 0				
0- 0	0- 0	0- 0	AWAY	0- 0	0- 0	0- 0				
0- 0	0- 0	0- 0	NEUTRAL	0- 0	0- 0	0- 0				

RPI 1-25				RPI 26-50				RPI 51-100				RPI 101+				Team's RPI: 176
RPI	S	Opponent	Score	RPI	S	Opponent	Score	RPI	S	Opponent	Score	RPI	S	Opponent	Score	
8	A	Iowa St.	35 87									103	A	UNI	60 64	
11	A	Syracuse	49 85									107	A	Rhode Island	63 77	
												115	A	Penn St.	68 75	
												184	H	Milwaukee	46 64	
												206	A	Massachusetts	59 52	
												254	A	Illinois St.	55 67	
												261	A	Valparaiso	62 56	

LAST 12 Division I GAMES:																
115	A	Penn St.	68 75	8	A	Iowa St.	35 87	184	H	Milwaukee	46 64	103	A	UNI	60 64	
254	A	Illinois St.	55 67	107	A	Rhode Island	63 77	206	A	Massachusetts	59 52	115	A	Penn St.	68 75	
261	A	Valparaiso	62 56	184	H	Milwaukee	46 64	107	A	Rhode Island	63 77	254	A	Illinois St.	55 67	
11	A	Syracuse	49 85	11	A	Syracuse	49 85									

Non-Div I Games:

North Dakota

Average RPI Win:	255	WON-LOST	WINNING	LAST 10	STRENGTH OF	OPP. STRENGTH	TEAM	ADJ.	CONF.	ADJ CONF.
Average RPI Loss:	161	RECORD	PCT. RANK	GAMES	SCHEDULE	OF SCHEDULE	RPI	RPI	RPI	RPI
DIV. I ONLY	1- 7	307	0- 1	267	175	329	329	12	12	
DIV. I NON-CONF.	1- 7	307	0- 1	267	175	329	329	12	12	

TOTALS	RPI 1-25	RPI 26-50	W-L RECORDS	RPI 51-100	RPI 101-150	RPI 150+				
1- 7	0- 0	0- 0	OVERALL	0- 1	0- 3	1- 3				
1- 3	0- 0	0- 0	HOME	0- 0	0- 1	1- 2				
0- 3	0- 0	0- 0	AWAY	0- 1	0- 2	0- 0				
0- 1	0- 0	0- 0	NEUTRAL	0- 0	0- 0	0- 1				
1- 7	0- 0	0- 0	NON-CONFERENCE	0- 1	0- 3	1- 3				
1- 3	0- 0	0- 0	HOME	0- 0	0- 1	1- 2				
0- 3	0- 0	0- 0	AWAY	0- 1	0- 2	0- 0				
0- 1	0- 0	0- 0	NEUTRAL	0- 0	0- 0	0- 1				
0- 0	0- 0	0- 0	CONFERENCE	0- 0	0- 0	0- 0				
0- 0	0- 0	0- 0	HOME	0- 0	0- 0	0- 0				
0- 0	0- 0	0- 0	AWAY	0- 0	0- 0	0- 0				
0- 0	0- 0	0- 0	NEUTRAL	0- 0	0- 0	0- 0				

RPI 1-25				RPI 26-50				RPI 51-100				RPI 101+				Team's RPI: 329	
RPI	S	Opponent	Score	RPI	S	Opponent	Score	RPI	S	Opponent	Score	RPI	S	Opponent	Score		
								85	A	Paci fi c	68	75	110	H	Creighton	51	86
												123	A	Northern Ill.	63	81	
												126	A	Wi sconsi n	53	64	
												184	H	Mi l waukee	55	57	
												217	H	UMKC	59	69	
												255	H	New Hampshi re	56	51	
												283	N	North Texas	78	92	
LAST 12 Division I GAMES:																	
184	H	Mi l waukee	55	57	123	A	Northern Ill.	63	81								
217	H	UMKC	59	69	283	N	North Texas	78	92								
					85	A	Paci fi c	68	75								
					126	A	Wi sconsi n	53	64								
					255	H	New Hampshi re	56	51								
					110	H	Creighton	51	86								

Non-Div I Games: Mayville St. 49 43

North Dakota St.

Average RPI Win: 345

Average RPI Loss: 61

WON-LOST
RECORDWINNING
PCT. RANKLAST 10
GAMESSTRENGTH OF
SCHEDULEOPP. STRENGTH
OF SCHEDULETEAM
RPIADJ.
RPICONF.
RPIADJ CONF.
RPIDIV. I ONLY
DIV. I NON-CONF.2- 3
2- 3207
2070- 1
0- 1251
251176
176241
241241
24126
2626
26

TOTALS

RPI 1-25

RPI 26-50

W-L RECORDS

RPI 51-100

RPI 101-150

RPI 150+

2- 3 0- 2
2- 0 0- 0
0- 3 0- 2
0- 0 0- 00- 0
0- 0
0- 0
0- 0OVERALL
HOME
AWAY
NEUTRAL0- 0
0- 0
0- 0
0- 00- 1
0- 0
0- 1
0- 02- 0
2- 0
0- 0
0- 02- 3 0- 2
2- 0 0- 0
0- 3 0- 2
0- 0 0- 00- 0
0- 0
0- 0
0- 0NON-CONFERENCE
HOME
AWAY
NEUTRAL0- 0
0- 0
0- 0
0- 00- 1
0- 0
0- 1
0- 02- 0
2- 0
0- 0
0- 00- 0 0- 0
0- 0 0- 0
0- 0 0- 0
0- 0 0- 00- 0
0- 0
0- 0
0- 0CONFERENCE
HOME
AWAY
NEUTRAL0- 0
0- 0
0- 0
0- 00- 0
0- 0
0- 0
0- 00- 0
0- 0
0- 0
0- 0

RPI 1-25

RPI 26-50

RPI 51-100

RPI 101+

Team's RPI: 241

RPI	S	Opponent	Score
19	A	Indiana	52 75
25	A	Florida St.	53 74

RPI	S	Opponent	Score
-----	---	----------	-------

RPI	S	Opponent	Score
-----	---	----------	-------

RPI	S	Opponent	Score
138	A	Colorado St.	59 61
343	H	Florida A&M	64 53
346	H	Charleston So.	82 76

LAST 12 Division I GAMES:

138	A	Colorado St.	59	61
346	H	Charleston So.	82	76
19	A	Indiana	52	75
343	H	Florida A&M	64	53
25	A	Florida St.	53	74

Non-Div I Games: Trinity Baptist 99 40

North Florida

Average RPI	Win:	290	WON-LOST	WINNING	LAST 10	STRENGTH OF	OPP. STRENGTH	TEAM	ADJ.	CONF.	ADJ CONF.
Average RPI	Loss:	89	RECORD	PCT. RANK	GAMES	SCHEDULE	OF SCHEDULE	RPI	RPI	RPI	RPI
DIV. I ONLY		3- 5		218	0- 1	292	60	283	283	18	18
DIV. I NON-CONF.		3- 5		218	0- 1	292	60	283	283	18	18

TOTALS	RPI 1-25		RPI 26-50		W-L RECORDS	RPI 51-100		RPI 101-150		RPI 150+	
3- 5	0- 0		0- 2		OVERALL	0- 2		0- 0		3- 1	
2- 2	0- 0		0- 1		HOME	0- 1		0- 0		2- 0	
0- 2	0- 0		0- 0		AWAY	0- 1		0- 0		0- 1	
1- 1	0- 0		0- 1		NEUTRAL	0- 0		0- 0		1- 0	
3- 5	0- 0		0- 2		NON-CONFERENCE	0- 2		0- 0		3- 1	
2- 2	0- 0		0- 1		HOME	0- 1		0- 0		2- 0	
0- 2	0- 0		0- 0		AWAY	0- 1		0- 0		0- 1	
1- 1	0- 0		0- 1		NEUTRAL	0- 0		0- 0		1- 0	
0- 0	0- 0		0- 0		CONFERENCE	0- 0		0- 0		0- 0	
0- 0	0- 0		0- 0		HOME	0- 0		0- 0		0- 0	
0- 0	0- 0		0- 0		AWAY	0- 0		0- 0		0- 0	
0- 0	0- 0		0- 0		NEUTRAL	0- 0		0- 0		0- 0	

RPI 1-25				RPI 26-50				RPI 51-100				RPI 101+ Team's RPI: 283			
RPI	S	Opponent	Score	RPI	S	Opponent	Score	RPI	S	Opponent	Score	RPI	S	Opponent	Score
				42	N	Wyomi ng	49 53	91	H	Utah St.	41 57	170	A	SMU	66 73
				49	H	Texas	54 64	95	A	Kansas St.	42 60	238	H	Missouri St.	83 76
												303	H	Houston Baptist	100 75
												329	N	North Dakota St.	92 78

LAST 12 Division I GAMES:															
				91	H	Utah St.	41 57	303	H	Houston Baptist	100 75				
				49	H	Texas	54 64	238	H	Missouri St.	83 76				
								170	A	SMU	66 73				
								329	N	North Dakota St.	92 78				
								42	N	Wyomi ng	49 53				
								95	A	Kansas St.	42 60				

Non-Div I Games: Mid-Amer. Christian 82 35

North Texas

■ Loss,
 ■ Non-Conf,
 ■ S Site,
 ■ H Home
 ■ A Away
 N Neutral

Average RPI	Win:	183	WON-LOST	WINNING	LAST 10	STRENGTH OF	OPP. STRENGTH	TEAM	ADJ.	CONF.	ADJ CONF.
Average RPI	Loss:	0	RECORD	PCT. RANK	GAMES	SCHEDULE	OF SCHEDULE	RPI	RPI	RPI	RPI
DIV. I ONLY		8- 0		1	1- 0	237	40	30	30	13	13
DIV. I NON-CONF.		8- 0		1	1- 0	237	40	30	30	13	13

TOTALS	RPI 1-25		RPI 26-50		W-L RECORDS	RPI 51-100		RPI 101-150		RPI 150+	
8- 0	0- 0		0- 0		OVERALL	1- 0		1- 0		6- 0	
5- 0	0- 0		0- 0		HOME	0- 0		1- 0		4- 0	
3- 0	0- 0		0- 0		AWAY	1- 0		0- 0		2- 0	
0- 0	0- 0		0- 0		NEUTRAL	0- 0		0- 0		0- 0	
8- 0	0- 0		0- 0		NON-CONFERENCE	1- 0		1- 0		6- 0	
5- 0	0- 0		0- 0		HOME	0- 0		1- 0		4- 0	
3- 0	0- 0		0- 0		AWAY	1- 0		0- 0		2- 0	
0- 0	0- 0		0- 0		NEUTRAL	0- 0		0- 0		0- 0	
0- 0	0- 0		0- 0		CONFERENCE	0- 0		0- 0		0- 0	
0- 0	0- 0		0- 0		HOME	0- 0		0- 0		0- 0	
0- 0	0- 0		0- 0		AWAY	0- 0		0- 0		0- 0	
0- 0	0- 0		0- 0		NEUTRAL	0- 0		0- 0		0- 0	

RPI 1-25				RPI 26-50				Team's RPI: 30	RPI 51-100				RPI 101+			
RPI	S	Opponent	Score	RPI	S	Opponent	Score		RPI	S	Opponent	Score	RPI	S	Opponent	Score
									83	A	Dayton	84 79	150	H	Air Force	54 41
													154	H	Fordham	58 54
													157	H	Boston U.	81 51
													200	A	Florida	79 66
													206	H	Massachusetts	53 52
													255	H	New Hampshire	69 54
													259	A	Fairfield	59 50

LAST 12 Division I GAMES:																
259	A	Fairfield	59 50	83	A	Dayton	84 79		154	H	Fordham	58 54				
206	H	Massachusetts	53 52	157	H	Boston U.	81 51									
200	A	Florida	79 66													
150	H	Air Force	54 41													
255	H	New Hampshire	69 54													

Non-Div I Games:

Northeastern

Average RPI Win:	187	WON-LOST	WINNING	LAST 10	STRENGTH OF	OPP. STRENGTH	TEAM	ADJ.	CONF.	ADJ CONF.
Average RPI Loss:	106	RECORD	PCT. RANK	GAMES	SCHEDULE	OF SCHEDULE	RPI	RPI	RPI	RPI
DIV. I ONLY	4- 4	158	0- 1	153	85	141	141	11	11	
DIV. I NON-CONF.	4- 4	158	0- 1	153	85	141	141	11	11	

TOTALS	RPI 1-25	RPI 26-50	W-L RECORDS	RPI 51-100	RPI 101-150	RPI 150+				
4- 4	0- 0	0- 0	OVERALL	1- 2	1- 1	2- 1				
2- 1	0- 0	0- 0	HOME	0- 1	1- 0	1- 0				
2- 2	0- 0	0- 0	AWAY	1- 1	0- 1	1- 0				
0- 1	0- 0	0- 0	NEUTRAL	0- 0	0- 0	0- 1				
4- 4	0- 0	0- 0	NON-CONFERENCE	1- 2	1- 1	2- 1				
2- 1	0- 0	0- 0	HOME	0- 1	1- 0	1- 0				
2- 2	0- 0	0- 0	AWAY	1- 1	0- 1	1- 0				
0- 1	0- 0	0- 0	NEUTRAL	0- 0	0- 0	0- 1				
0- 0	0- 0	0- 0	CONFERENCE	0- 0	0- 0	0- 0				
0- 0	0- 0	0- 0	HOME	0- 0	0- 0	0- 0				
0- 0	0- 0	0- 0	AWAY	0- 0	0- 0	0- 0				
0- 0	0- 0	0- 0	NEUTRAL	0- 0	0- 0	0- 0				

RPI 1-25				RPI 26-50				RPI 51-100				RPI 101+ Team's RPI: 141			
RPI	S	Opponent	Score	RPI	S	Opponent	Score	RPI	S	Opponent	Score	RPI	S	Opponent	Score
								51	H	New Mexico	55 84	138	A	Colorado St.	54 65
								63	A	Washington	59 81	140	H	Fresno St.	86 73
								66	A	Loyola Marymount	63 62	170	N	SMU	48 55
												252	A	Seattle U	65 58
												290	H	California Baptist	91 88

LAST 12 Division I GAMES:															
				66	A	Loyola Marymount	63 62	170	N	SMU	48 55				
				290	H	California Baptist	91 88	51	H	New Mexico	55 84				
				63	A	Washington	59 81	138	A	Colorado St.	54 65				
				252	A	Seattle U	65 58								
				140	H	Fresno St.	86 73								

Non-Div I Games:

Northern Ariz.

Average RPI	Win:	151	WON-LOST	WINNING	LAST 10	STRENGTH OF	OPP. STRENGTH	TEAM	ADJ.	CONF.	ADJ CONF.
Average RPI	Loss:	69	RECORD	PCT. RANK	GAMES	SCHEDULE	OF SCHEDULE	RPI	RPI	RPI	RPI
DIV. I ONLY		4- 3		133	1- 0	54	55	36	36	11	11
DIV. I NON-CONF.		4- 3		133	1- 0	54	55	36	36	11	11

TOTALS	RPI 1-25		RPI 26-50		W-L RECORDS	RPI 51-100		RPI 101-150		RPI 150+	
4- 3	0- 1		0- 1		OVERALL	1- 0		1- 1		2- 0	
2- 0	0- 0		0- 0		HOME	1- 0		0- 0		1- 0	
2- 3	0- 1		0- 1		AWAY	0- 0		1- 1		1- 0	
0- 0	0- 0		0- 0		NEUTRAL	0- 0		0- 0		0- 0	
4- 3	0- 1		0- 1		NON-CONFERENCE	1- 0		1- 1		2- 0	
2- 0	0- 0		0- 0		HOME	1- 0		0- 0		1- 0	
2- 3	0- 1		0- 1		AWAY	0- 0		1- 1		1- 0	
0- 0	0- 0		0- 0		NEUTRAL	0- 0		0- 0		0- 0	
0- 0	0- 0		0- 0		CONFERENCE	0- 0		0- 0		0- 0	
0- 0	0- 0		0- 0		HOME	0- 0		0- 0		0- 0	
0- 0	0- 0		0- 0		AWAY	0- 0		0- 0		0- 0	
0- 0	0- 0		0- 0		NEUTRAL	0- 0		0- 0		0- 0	

RPI 1-25				RPI 26-50				Team's RPI: 36				RPI 51-100				RPI 101+			
RPI	S	Opponent	Score	RPI	S	Opponent	Score	RPI	S	Opponent	Score	RPI	S	Opponent	Score	RPI	S	Opponent	Score
20	A	Col orado	69 77	37	A	LSU	57 62	55	H	Denver	74 66	138	A	Col orado St.	53 47	150	A	Air Force	57 69
												170	H	SMU	58 57	242	A	San Franci sco	68 63

LAST 12 Division I GAMES:																			
				170	H	SMU	58 57	150	A	Air Force	57 69	242	A	San Franci sco	68 63	138	A	Col orado St.	53 47
								55	H	Denver	74 66	37	A	LSU	57 62	20	A	Col orado	69 77

Non-Div I Games:

Northern Colo.

Average RPI Win: 205		WON-LOST RECORD	WINNING PCT. RANK	LAST 10 GAMES	STRENGTH OF SCHEDULE	OPP. STRENGTH OF SCHEDULE	TEAM RPI	ADJ. RPI	CONF. RPI	ADJ. CONF. RPI
Loss: 62										
DIV. I ONLY		5- 4	145	1- 0	183	45	123	123	10	10
DIV. I NON-CONF.		5- 4	145	1- 0	183	45	123	123	10	10
TOTALS		RPI 1-25	RPI 26-50	W-L RECORDS	RPI 51-100	RPI 101-150	RPI 150+			
5- 4	0- 2		0- 0	OVERALL	0- 1	2- 0	3- 1			
3- 0	0- 0		0- 0	HOME	0- 0	2- 0	1- 0			
0- 4	0- 2		0- 0	AWAY	0- 1	0- 0	0- 1			
2- 0	0- 0		0- 0	NEUTRAL	0- 0	0- 0	2- 0			
5- 4	0- 2		0- 0	NON-CONFERENCE	0- 1	2- 0	3- 1			
3- 0	0- 0		0- 0	HOME	0- 0	2- 0	1- 0			
0- 4	0- 2		0- 0	AWAY	0- 1	0- 0	0- 1			
2- 0	0- 0		0- 0	NEUTRAL	0- 0	0- 0	2- 0			
0- 0	0- 0		0- 0	CONFERENCE	0- 0	0- 0	0- 0			
0- 0	0- 0		0- 0	HOME	0- 0	0- 0	0- 0			
0- 0	0- 0		0- 0	AWAY	0- 0	0- 0	0- 0			
0- 0	0- 0		0- 0	NEUTRAL	0- 0	0- 0	0- 0			

RPI 1-25					
RPI	S	Opponent	Score		
8	A	Iowa St.	60	70	
19	A	Indiana	73	91	
RPI 26-50					
RPI	S	Opponent	Score		
RPI 51-100					
RPI	S	Opponent	Score		
58	A	Montana	70	86	
RPI 101+					
RPI	S	Opponent	Score		
103	H	UNI	70	59	
135	H	Yale	89	80	
162	A	Southern Ill.	73	82	
207	N	Nevada	98	69	
251	N	Western Ill.	86	61	
329	H	North Dakota St.	81	63	
Team's RPI : 123					
LAST 12 Division I GAMES:					
207	N	Nevada	98	69	
103	H	UNI	70	59	
8	A	Iowa St.	60	70	
251	N	Western Ill.	86	61	
162	A	Southern Ill.	73	82	
58	A	Montana	70	86	
329	H	North Dakota St.	81	63	
19	A	Indiana	73	91	
135	H	Yale	89	80	

Non-Div I Games:

Northern Ill.

Average RPI Win: 0		WON-LOST	WINNING	LAST 10	STRENGTH OF		OPP. STRENGTH	TEAM	ADJ.	CONF.	ADJ CONF.
Loss: 206		RECORD	PCT. RANK	GAMES	SCHEDULE		OF SCHEDULE	RPI	RPI	RPI	RPI
DIV. I ONLY		0- 5	327	0- 1	209		345	338	338	15	15
DIV. I NON-CONF.		0- 5	327	0- 1	209		345	338	338	15	15

TOTALS		RPI 1-25		RPI 26-50	W-L RECORDS		RPI 51-100	RPI 101-150		RPI 150+	
0- 5		0- 0		0- 1	OVERALL		0- 0	0- 0		0- 4	
0- 2		0- 0		0- 1	HOME		0- 0	0- 0		0- 1	
0- 2		0- 0		0- 0	AWAY		0- 0	0- 0		0- 2	
0- 1		0- 0		0- 0	NEUTRAL		0- 0	0- 0		0- 1	
0- 5		0- 0		0- 1	NON-CONFERENCE		0- 0	0- 0		0- 4	
0- 2		0- 0		0- 1	HOME		0- 0	0- 0		0- 1	
0- 2		0- 0		0- 0	AWAY		0- 0	0- 0		0- 2	
0- 1		0- 0		0- 0	NEUTRAL		0- 0	0- 0		0- 1	
0- 0		0- 0		0- 0	CONFERENCE		0- 0	0- 0		0- 0	
0- 0		0- 0		0- 0	HOME		0- 0	0- 0		0- 0	
0- 0		0- 0		0- 0	AWAY		0- 0	0- 0		0- 0	
0- 0		0- 0		0- 0	NEUTRAL		0- 0	0- 0		0- 0	

RPI 1-25				RPI 26-50				RPI 51-100				RPI 101+ Team's RPI: 338			
RPI	S	Opponent	Score	RPI	S	Opponent	Score	RPI	S	Opponent	Score	RPI	S	Opponent	Score
				50	H	Bel mont	53 71					165	A	Kent St.	61 62
												219	N	Akron	60 77
												254	H	Illinois St.	53 58
												344	A	Austin Peay	48 52

LAST 12 Division I GAMES:															
				219	N	Akron	60 77	254	H	Illinois St.	53 58				
				165	A	Kent St.	61 62	344	A	Austin Peay	48 52				
								50	H	Bel mont	53 71				

Non-Div I Games: Alderson Broaddus 73 32

Northern Ky.

Average RPI	Win:	110	WON-LOST	WINNING	LAST 10	STRENGTH OF	OPP. STRENGTH	TEAM	ADJ.	CONF.	ADJ CONF.
Average RPI	Loss:	58	RECORD	PCT. RANK	GAMES	SCHEDULE	OF SCHEDULE	RPI	RPI	RPI	RPI
DIV. I ONLY		5- 3		114	0- 1	74	9	62	62	3	3
DIV. I NON-CONF.		5- 3		114	0- 1	74	9	62	62	3	3

TOTALS	RPI 1-25		RPI 26-50		W-L RECORDS	RPI 51-100		RPI 101-150		RPI 150+	
5- 3	1- 1		1- 1		OVERALL	1- 0		0- 1		2- 0	
3- 2	0- 1		1- 0		HOME	1- 0		0- 1		1- 0	
2- 1	1- 0		0- 1		AWAY	0- 0		0- 0		1- 0	
0- 0	0- 0		0- 0		NEUTRAL	0- 0		0- 0		0- 0	
5- 3	1- 1		1- 1		NON-CONFERENCE	1- 0		0- 1		2- 0	
3- 2	0- 1		1- 0		HOME	1- 0		0- 1		1- 0	
2- 1	1- 0		0- 1		AWAY	0- 0		0- 0		1- 0	
0- 0	0- 0		0- 0		NEUTRAL	0- 0		0- 0		0- 0	
0- 0	0- 0		0- 0		CONFERENCE	0- 0		0- 0		0- 0	
0- 0	0- 0		0- 0		HOME	0- 0		0- 0		0- 0	
0- 0	0- 0		0- 0		AWAY	0- 0		0- 0		0- 0	
0- 0	0- 0		0- 0		NEUTRAL	0- 0		0- 0		0- 0	

RPI 1-25				RPI 26-50				RPI 51-100				RPI 101+			
RPI	S	Opponent	Score	RPI	S	Opponent	Score	RPI	S	Opponent	Score	RPI	S	Opponent	Score
6	H	Marquette	57 76	40	A	DePaul	60 76	64	H	UT Martin	90 64	129	H	Pittsburgh	49 52
23	A	Green Bay	57 55	46	H	Duke	84 58					200	A	Florida	83 74
												218	H	UIC	87 44

Team's RPI: 62															
LAST 12 Division I GAMES:															
6	H	Marquette	57 76	200	A	Florida	83 74								
40	A	DePaul	60 76	218	H	UIC	87 44								
129	H	Pittsburgh	49 52	46	H	Duke	84 58								
64	H	UT Martin	90 64	23	A	Green Bay	57 55								

Non-Div I Games:

Northwestern

Average RPI Win: 350

Average RPI Loss: 174

WON-LOST
RECORDWINNING
PCT. RANKLAST 10
GAMESSTRENGTH OF
SCHEDULEOPP. STRENGTH
OF SCHEDULETEAM
RPIADJ.
RPICONF.
RPIADJ CONF.
RPIDIV. I ONLY
DIV. I NON-CONF.1- 4
1- 4288
2880- 0
0- 0288
288290
290331
331331
33123
2323
23

TOTALS

RPI 1-25

RPI 26-50

W-L RECORDS

RPI 51-100

RPI 101-150

RPI 150+

1- 4

0- 0

0- 0

OVERALL

0- 1

0- 0

1- 3

1- 1

0- 0

0- 0

HOME

0- 0

0- 0

1- 1

0- 3

0- 0

0- 0

AWAY

0- 1

0- 0

0- 2

0- 0

0- 0

0- 0

NEUTRAL

0- 0

0- 0

0- 0

1- 4

0- 0

0- 0

NON-CONFERENCE

0- 1

0- 0

1- 3

1- 1

0- 0

0- 0

HOME

0- 0

0- 0

1- 1

0- 3

0- 0

0- 0

AWAY

0- 1

0- 0

0- 2

0- 0

0- 0

0- 0

NEUTRAL

0- 0

0- 0

0- 0

0- 0

0- 0

0- 0

CONFERENCE

0- 0

0- 0

0- 0

0- 0

0- 0

0- 0

HOME

0- 0

0- 0

0- 0

0- 0

0- 0

0- 0

AWAY

0- 0

0- 0

0- 0

0- 0

0- 0

0- 0

NEUTRAL

0- 0

0- 0

0- 0

RPI 1-25

RPI 26-50

RPI 51-100

RPI 101+

Team's RPI: 331

RPI S Opponent Score

RPI S Opponent Score

RPI S Opponent Score

RPI S Opponent Score

57 A Arkansas 53 98

179 A Oklahoma 56 93

213 H La. -Monroe 55 63

246 A Southern Mi ss. 54 69

350 H Al corn 78 65

LAST 12 Division I GAMES:

350 H Al corn 78 65
179 A Oklahoma 56 93
57 A Arkansas 53 98213 H La. -Monroe 55 63
246 A Southern Mi ss. 54 69

Non-Div I Games:

Loyola (LA)

71 66

LeTourneau

100 40

Centenary (LA)

94 51

Northwestern St.

Average RPI	Win:	63	WON-LOST	WINNING	LAST 10	STRENGTH OF	OPP. STRENGTH	TEAM	ADJ.	CONF.	ADJ CONF.
Average RPI	Loss:	3	RECORD	PCT. RANK	GAMES	SCHEDULE	OF SCHEDULE	RPI	RPI	RPI	RPI
DIV. I ONLY			8- 1	22	1- 0	2	73	1	1	1	1
DIV. I NON-CONF.			8- 1	22	1- 0	2	73	1	1	1	1

TOTALS	RPI 1-25		RPI 26-50		W-L RECORDS	RPI 51-100		RPI 101-150		RPI 150+	
8- 1	3- 1		1- 0		OVERALL	2- 0		1- 0		1- 0	
3- 1	1- 1		0- 0		HOME	0- 0		1- 0		1- 0	
2- 0	0- 0		1- 0		AWAY	1- 0		0- 0		0- 0	
3- 0	2- 0		0- 0		NEUTRAL	1- 0		0- 0		0- 0	
8- 1	3- 1		1- 0		NON-CONFERENCE	2- 0		1- 0		1- 0	
3- 1	1- 1		0- 0		HOME	0- 0		1- 0		1- 0	
2- 0	0- 0		1- 0		AWAY	1- 0		0- 0		0- 0	
3- 0	2- 0		0- 0		NEUTRAL	1- 0		0- 0		0- 0	
0- 0	0- 0		0- 0		CONFERENCE	0- 0		0- 0		0- 0	
0- 0	0- 0		0- 0		HOME	0- 0		0- 0		0- 0	
0- 0	0- 0		0- 0		AWAY	0- 0		0- 0		0- 0	
0- 0	0- 0		0- 0		NEUTRAL	0- 0		0- 0		0- 0	

RPI	S	Opponent	Score	RPI	S	Opponent	Score	RPI	S	Opponent	Score	RPI	S	Opponent	Score
3	H	UConn	71 89	40	A	DePaul	101 77	54	N	Oregon St.	91 81	122	H	Penn	75 55
9	N	Drake	82 64					74	A	Tol edo	72 56	163	H	Harvard	103 58
16	N	Gonzaga	81 65												
24	H	Iowa	105 71												

LAST 12 Division I GAMES:															
54	N	Oregon St.	91 81	3	H	UConn	71 89	24	H	Iowa	105 71	16	N	Gonzaga	81 65
9	N	Drake	82 64	40	A	DePaul	101 77	122	H	Penn	75 55	40	A	DePaul	101 77
74	A	Tol edo	72 56	122	H	Penn	75 55	163	H	Harvard	103 58	122	H	Penn	75 55
				163	H	Harvard	103 58								

Non-Div I Games:

Notre Dame

Average RPI Win:	327	WON-LOST	WINNING	LAST 10	STRENGTH OF	OPP. STRENGTH	TEAM	ADJ.	CONF.	ADJ CONF.
Average RPI Loss:	112	RECORD	PCT. RANK	GAMES	SCHEDULE	OF SCHEDULE	RPI	RPI	RPI	RPI
DIV. I ONLY	1- 8	317	0- 1	18	312	225	225	15	15	
DIV. I NON-CONF.	1- 8	317	0- 1	18	312	225	225	15	15	

TOTALS	RPI 1-25	RPI 26-50	W-L RECORDS	RPI 51-100	RPI 101-150	RPI 150+				
1- 8	0- 1	0- 2	OVERALL	0- 1	0- 1	1- 3				
1- 3	0- 1	0- 2	HOME	0- 0	0- 0	1- 0				
0- 4	0- 0	0- 0	AWAY	0- 1	0- 1	0- 2				
0- 1	0- 0	0- 0	NEUTRAL	0- 0	0- 0	0- 1				
1- 8	0- 1	0- 2	NON-CONFERENCE	0- 1	0- 1	1- 3				
1- 3	0- 1	0- 2	HOME	0- 0	0- 0	1- 0				
0- 4	0- 0	0- 0	AWAY	0- 1	0- 1	0- 2				
0- 1	0- 0	0- 0	NEUTRAL	0- 0	0- 0	0- 1				
0- 0	0- 0	0- 0	CONFERENCE	0- 0	0- 0	0- 0				
0- 0	0- 0	0- 0	HOME	0- 0	0- 0	0- 0				
0- 0	0- 0	0- 0	AWAY	0- 0	0- 0	0- 0				
0- 0	0- 0	0- 0	NEUTRAL	0- 0	0- 0	0- 0				

RPI 1-25				RPI 26-50				RPI 51-100				RPI 101+				Team's RPI: 225
RPI	S	Opponent	Score	RPI	S	Opponent	Score	RPI	S	Opponent	Score	RPI	S	Opponent	Score	
19	H	Indiana	32 59	32	H	Michigan St.	58 102	52	A	Central Mich.	61 104	111	A	Bradley	64 73	
				45	H	Michigan	59 85					165	A	Kent St.	65 75	
												219	N	Akron	65 85	
												254	A	Illinois St.	56 62	
												327	H	Canisius	71 60	
LAST 12 Division I GAMES:																
45	H	Michigan	59 85	219	N	Akron	65 85									
32	H	Michigan St.	58 102	19	H	Indiana	32 59									
111	A	Bradley	64 73	52	A	Central Mich.	61 104									
254	A	Illinois St.	56 62													
327	H	Canisius	71 60													
165	A	Kent St.	65 75													

Non-Div I Games: Grace Bible (MI) 94 48

Oakland

Average RPI	Win:	202	WON-LOST	WINNING	LAST 10	STRENGTH OF	OPP. STRENGTH	TEAM	ADJ.	CONF.	ADJ CONF.
Average RPI	Loss:	0	RECORD	PCT. RANK	GAMES	SCHEDULE	OF SCHEDULE	RPI	RPI	RPI	RPI
DIV. I ONLY		8- 0		1	1- 0	327	16	81	81	10	10
DIV. I NON-CONF.		8- 0		1	1- 0	327	16	81	81	10	10

TOTALS	RPI 1-25		RPI 26-50		W-L RECORDS	RPI 51-100		RPI 101-150		RPI 150+	
8- 0	0- 0		1- 0		OVERALL	1- 0		0- 0		6- 0	
6- 0	0- 0		0- 0		HOME	1- 0		0- 0		5- 0	
0- 0	0- 0		0- 0		AWAY	0- 0		0- 0		0- 0	
2- 0	0- 0		1- 0		NEUTRAL	0- 0		0- 0		1- 0	
8- 0	0- 0		1- 0		NON-CONFERENCE	1- 0		0- 0		6- 0	
6- 0	0- 0		0- 0		HOME	1- 0		0- 0		5- 0	
0- 0	0- 0		0- 0		AWAY	0- 0		0- 0		0- 0	
2- 0	0- 0		1- 0		NEUTRAL	0- 0		0- 0		1- 0	
0- 0	0- 0		0- 0		CONFERENCE	0- 0		0- 0		0- 0	
0- 0	0- 0		0- 0		HOME	0- 0		0- 0		0- 0	
0- 0	0- 0		0- 0		AWAY	0- 0		0- 0		0- 0	
0- 0	0- 0		0- 0		NEUTRAL	0- 0		0- 0		0- 0	

RPI	S	Opponent	Score	RPI	S	Opponent	Score	RPI	S	Opponent	Score	RPI	S	Opponent	Score
				26	N	Lamar University	87 62	65	H	Purdue	80 73	196	H	UNCW	95 72
												230	N	St. Bonaventure	70 53
												258	H	Coppin St.	87 62
												262	H	Eastern Ky.	100 60
												278	H	Cleveland St.	72 54
												299	H	Binghamton	86 49

Team's RPI: 81															
LAST 12 Division I GAMES:															
				26	N	Lamar University	87 62	258	H	Coppin St.	87 62				
				230	N	St. Bonaventure	70 53	65	H	Purdue	80 73				
				262	H	Eastern Ky.	100 60	278	H	Cleveland St.	72 54				
				299	H	Binghamton	86 49								
				196	H	UNCW	95 72								

Non-Div I Games:

Ohio

Average RPI Win: 167

Average RPI Loss: 55

WON-LOST
RECORDWINNING
PCT. RANKLAST 10
GAMESSTRENGTH OF
SCHEDULEOPP. STRENGTH
OF SCHEDULETEAM
RPIADJ.
RPICONF.
RPIADJ CONF.
RPIDIV. I ONLY
DIV. I NON-CONF.3- 3
3- 3158
1580- 1
0- 134
3441
4192
9292
923
33
3

TOTALS

RPI 1-25

RPI 26-50

W-L RECORDS

RPI 51-100

RPI 101-150

RPI 150+

3- 3 0- 1
3- 1 0- 0
0- 2 0- 1
0- 0 0- 01- 0
1- 0
0- 0
0- 0OVERALL
HOME
AWAY
NEUTRAL0- 2
0- 1
0- 1
0- 00- 0
0- 0
0- 0
0- 02- 0
2- 0
0- 0
0- 03- 3 0- 1
3- 1 0- 0
0- 2 0- 1
0- 0 0- 01- 0
1- 0
0- 0
0- 0NON-CONFERENCE
HOME
AWAY
NEUTRAL0- 2
0- 1
0- 1
0- 00- 0
0- 0
0- 0
0- 02- 0
2- 0
0- 0
0- 00- 0 0- 0
0- 0 0- 0
0- 0 0- 0
0- 0 0- 00- 0
0- 0
0- 0
0- 0CONFERENCE
HOME
AWAY
NEUTRAL0- 0
0- 0
0- 0
0- 00- 0
0- 0
0- 0
0- 00- 0
0- 0
0- 0
0- 0

RPI 1-25

RPI 26-50

RPI 51-100

Team's RPI: 92

RPI 101+

RPI S Opponent Score
3 A UConn 53 85RPI S Opponent Score
33 H North Carolina 76 69RPI S Opponent Score
63 A Washington 59 69
100 H South Fla. 47 71RPI S Opponent Score
187 H Cincinnati 69 56
282 H Detroit Mercy 55 41

LAST 12 Division I GAMES:

63 A Washington 59 69 187 H Cincinnati 69 56
33 H North Carolina 76 69
3 A UConn 53 85
282 H Detroit Mercy 55 41
100 H South Fla. 47 71

Ohio St.

Ohio St.

Non-Div I Games:

Ohio St.

Average RPI Win:	269	WON-LOST	WINNING	LAST 10	STRENGTH OF	OPP. STRENGTH	TEAM	ADJ.	CONF.	ADJ CONF.
Average RPI Loss:	74	RECORD	PCT. RANK	GAMES	SCHEDULE	OF SCHEDULE	RPI	RPI	RPI	RPI
DIV. I ONLY	3- 6	238	0- 1	36	212	179	179	6	6	
DIV. I NON-CONF.	3- 6	238	0- 1	36	212	179	179	6	6	

TOTALS	RPI 1-25	RPI 26-50	W-L RECORDS	RPI 51-100	RPI 101-150	RPI 150+				
3- 6	0- 0	0- 3	OVERALL	0- 2	0- 0	3- 1				
3- 1	0- 0	0- 1	HOME	0- 0	0- 0	3- 0				
0- 3	0- 0	0- 1	AWAY	0- 2	0- 0	0- 0				
0- 2	0- 0	0- 1	NEUTRAL	0- 0	0- 0	0- 1				
3- 6	0- 0	0- 3	NON-CONFERENCE	0- 2	0- 0	3- 1				
3- 1	0- 0	0- 1	HOME	0- 0	0- 0	3- 0				
0- 3	0- 0	0- 1	AWAY	0- 2	0- 0	0- 0				
0- 2	0- 0	0- 1	NEUTRAL	0- 0	0- 0	0- 1				
0- 0	0- 0	0- 0	CONFERENCE	0- 0	0- 0	0- 0				
0- 0	0- 0	0- 0	HOME	0- 0	0- 0	0- 0				
0- 0	0- 0	0- 0	AWAY	0- 0	0- 0	0- 0				
0- 0	0- 0	0- 0	NEUTRAL	0- 0	0- 0	0- 0				

RPI 1-25				RPI 26-50				RPI 51-100				RPI 101+				Team's RPI: 179	
RPI	S	Opponent	Score	RPI	S	Opponent	Score	RPI	S	Opponent	Score	RPI	S	Opponent	Score		
				40	H	DePaul	76 87	51	A	New Mexico	80 84	160	H	Western Ky.	90 83		
				41	A	Auburn	79 95	100	A	South Fla.	70 87	167	N	UAB	84 89		
				47	N	Clemson	62 74					315	H	Central Ark.	65 52		
												331	H	Northwestern St.	93 56		
LAST 12 Division I GAMES:																	
				40	H	DePaul	76 87	47	N	Clemson	62 74						
				315	H	Central Ark.	65 52	331	H	Northwestern St.	93 56						
				41	A	Auburn	79 95	160	H	Western Ky.	90 83						
				51	A	New Mexico	80 84										
				167	N	UAB	84 89										
				100	A	South Fla.	70 87										

Non-Div I Games:

Okla homa

Average RPI Win:	224	WON-LOST	WINNING	LAST 10	STRENGTH OF	OPP. STRENGTH	TEAM	ADJ.	CONF.	ADJ CONF.
Average RPI Loss:	12	RECORD	PCT. RANK	GAMES	SCHEDULE	OF SCHEDULE	RPI	RPI	RPI	RPI
DIV. I ONLY	7- 1	27	1- 0	248	69	97	97	6	6	
DIV. I NON-CONF.	7- 1	27	1- 0	248	69	97	97	6	6	

TOTALS	RPI 1-25	RPI 26-50	W-L RECORDS	RPI 51-100	RPI 101-150	RPI 150+				
7- 1	0- 1	0- 0	OVERALL	0- 0	0- 0	7- 0				
6- 1	0- 1	0- 0	HOME	0- 0	0- 0	6- 0				
1- 0	0- 0	0- 0	AWAY	0- 0	0- 0	1- 0				
0- 0	0- 0	0- 0	NEUTRAL	0- 0	0- 0	0- 0				
7- 1	0- 1	0- 0	NON-CONFERENCE	0- 0	0- 0	7- 0				
6- 1	0- 1	0- 0	HOME	0- 0	0- 0	6- 0				
1- 0	0- 0	0- 0	AWAY	0- 0	0- 0	1- 0				
0- 0	0- 0	0- 0	NEUTRAL	0- 0	0- 0	0- 0				
0- 0	0- 0	0- 0	CONFERENCE	0- 0	0- 0	0- 0				
0- 0	0- 0	0- 0	HOME	0- 0	0- 0	0- 0				
0- 0	0- 0	0- 0	AWAY	0- 0	0- 0	0- 0				
0- 0	0- 0	0- 0	NEUTRAL	0- 0	0- 0	0- 0				

RPI 1-25				RPI 26-50				RPI 51-100				Team's RPI: 97				RPI 101+			
RPI	S	Opponent	Score	RPI	S	Opponent	Score	RPI	S	Opponent	Score	RPI	S	Opponent	Score	RPI	S	Opponent	Score
12	H	Tennessee	63 76													159	H	Arkansas St.	62 60
																178	H	UC Riverside	76 51
																203	H	Texas St.	66 55
																226	H	Prairie View	70 50
																232	A	Wichita St.	60 47
																264	H	Samford	82 62
																303	H	Houston Baptist	77 44
LAST 12 Division I GAMES:																			
264	H	Samford	82 62	303	H	Houston Baptist	77 44	12	H	Tennessee	63 76	203	H	Texas St.	66 55				
226	H	Prairie View	70 50																
178	H	UC Riverside	76 51																
159	H	Arkansas St.	62 60	232	A	Wichita St.	60 47												

Non-Div I Games:

Oklahoma St.

Average RPI Win:	191	WON-LOST	WINNING	LAST 10	STRENGTH OF	OPP. STRENGTH	TEAM	ADJ.	CONF.	ADJ CONF.
Average RPI Loss:	77	RECORD	PCT. RANK	GAMES	SCHEDULE	OF SCHEDULE	RPI	RPI	RPI	RPI

DIV. I ONLY	6- 2	68	1- 0	46	162	27	27	18	18
DIV. I NON-CONF.	6- 2	68	1- 0	46	162	27	27	18	18
TOTALS	RPI 1-25	RPI 26-50	W-L RECORDS	RPI 51-100	RPI 101-150	RPI 150+			
6- 2	0- 1	0- 0	OVERALL	1- 0	0- 1	5- 0			
2- 1	0- 0	0- 0	HOME	0- 0	0- 1	2- 0			
2- 1	0- 1	0- 0	AWAY	0- 0	0- 0	2- 0			
2- 0	0- 0	0- 0	NEUTRAL	1- 0	0- 0	1- 0			
6- 2	0- 1	0- 0	NON-CONFERENCE	1- 0	0- 1	5- 0			
2- 1	0- 0	0- 0	HOME	0- 0	0- 1	2- 0			
2- 1	0- 1	0- 0	AWAY	0- 0	0- 0	2- 0			
2- 0	0- 0	0- 0	NEUTRAL	1- 0	0- 0	1- 0			
0- 0	0- 0	0- 0	CONFERENCE	0- 0	0- 0	0- 0			
0- 0	0- 0	0- 0	HOME	0- 0	0- 0	0- 0			
0- 0	0- 0	0- 0	AWAY	0- 0	0- 0	0- 0			
0- 0	0- 0	0- 0	NEUTRAL	0- 0	0- 0	0- 0			

RPI S Opponent Score	RPI S Opponent Score	Team's RPI: 27	RPI S Opponent Score	RPI S Opponent Score
4 A NC State 56 85			86 N Tennessee Tech 80 73	149 H Virginia 67 73
				187 A Cincinnati 76 72
				188 H William & Mary 83 69
				190 A Campbell 83 59
				237 N Jacksonville 78 76
				256 H Norfolk St. 69 53
LAST 12 Division I GAMES:				
188 H William & Mary 83 69	86 N Tennessee Tech 80 73			
4 A NC State 56 85	237 N Jacksonville 78 76			
	149 H Virginia 67 73			
	187 A Cincinnati 76 72			
	256 H Norfolk St. 69 53			
	190 A Campbell 83 59			

Non-Div I Games:

Old Dominion

Average RPI	Win: 285	WON-LOST	WINNING	LAST 10	STRENGTH OF	OPP. STRENGTH	TEAM	ADJ.	CONF.	ADJ CONF.
Average RPI	Loss: 77	RECORD	PCT. RANK	GAMES	SCHEDULE	OF SCHEDULE	RPI	RPI	RPI	RPI
DIV. I ONLY	4- 6	207	1- 0	127	205	236	236	5	5	
DIV. I NON-CONF.	4- 6	207	1- 0	127	205	236	236	5	5	

TOTALS	RPI 1-25	RPI 26-50	W-L RECORDS	RPI 51-100	RPI 101-150	RPI 150+				
4- 6	0- 1	0- 2	OVERALL	0- 2	0- 0	4- 1				
4- 3	0- 0	0- 2	HOME	0- 0	0- 0	4- 1				
0- 0	0- 0	0- 0	AWAY	0- 0	0- 0	0- 0				
0- 3	0- 1	0- 0	NEUTRAL	0- 2	0- 0	0- 0				
4- 6	0- 1	0- 2	NON-CONFERENCE	0- 2	0- 0	4- 1				
4- 3	0- 0	0- 2	HOME	0- 0	0- 0	4- 1				
0- 0	0- 0	0- 0	AWAY	0- 0	0- 0	0- 0				
0- 3	0- 1	0- 0	NEUTRAL	0- 2	0- 0	0- 0				
0- 0	0- 0	0- 0	CONFERENCE	0- 0	0- 0	0- 0				
0- 0	0- 0	0- 0	HOME	0- 0	0- 0	0- 0				
0- 0	0- 0	0- 0	AWAY	0- 0	0- 0	0- 0				
0- 0	0- 0	0- 0	NEUTRAL	0- 0	0- 0	0- 0				

RPI 1-25				RPI 26-50				RPI 51-100				RPI 101+ Team's RPI : 236			
RPI	S	Opponent	Score	RPI	S	Opponent	Score	RPI	S	Opponent	Score	RPI	S	Opponent	Score
3	N	UConn	50 90	39	H	IUPUI	58 66	65	N	Purdue	59 70	216	H	Temple	62 55
				43	H	TCU	50 55	69	N	St. John's (NY)	59 64	240	H	Jacksonville St.	49 60
												256	H	Norfolk St.	60 42
												318	H	Western Mich.	69 66
												348	H	Savannah St.	74 51
LAST 12 Division I GAMES:															
348	H	Savannah St.	74 51	318	H	Western Mich.	69 66								
240	H	Jacksonville St.	49 60	216	H	Temple	62 55								
43	H	TCU	50 55	39	H	IUPUI	58 66								
69	N	St. John's (NY)	59 64	256	H	Norfolk St.	60 42								
65	N	Purdue	59 70												
3	N	UConn	50 90												

Non-Div I Games:

Average RPI Win: 304
Average RPI Loss: 131

WON-LOST
RECORD

WINNING
PCT. RANK

LAST 10
GAMES

STRENGTH OF
SCHEDULE

OPP. STRENGTH
OF SCHEDULE

TEAM
RPI

ADJ.
RPI

CONF.
RPI

ADJ CONF.
RPI

DIV. I ONLY	4- 4	158	1- 0	304	271	263	263	12	12
DIV. I NON-CONF.	4- 4	158	1- 0	304	271	263	263	12	12

TOTALS	RPI 1-25	RPI 26-50	W-L RECORDS	RPI 51-100	RPI 101-150	RPI 150+			
4- 4	0- 0	0- 0	OVERALL	0- 1	0- 2	4- 1			
2- 1	0- 0	0- 0	HOME	0- 0	0- 1	2- 0			
1- 2	0- 0	0- 0	AWAY	0- 1	0- 1	1- 0			
1- 1	0- 0	0- 0	NEUTRAL	0- 0	0- 0	1- 1			
4- 4	0- 0	0- 0	NON-CONFERENCE	0- 1	0- 2	4- 1			
2- 1	0- 0	0- 0	HOME	0- 0	0- 1	2- 0			
1- 2	0- 0	0- 0	AWAY	0- 1	0- 1	1- 0			
1- 1	0- 0	0- 0	NEUTRAL	0- 0	0- 0	1- 1			
0- 0	0- 0	0- 0	CONFERENCE	0- 0	0- 0	0- 0			
0- 0	0- 0	0- 0	HOME	0- 0	0- 0	0- 0			
0- 0	0- 0	0- 0	AWAY	0- 0	0- 0	0- 0			
0- 0	0- 0	0- 0	NEUTRAL	0- 0	0- 0	0- 0			

RPI 1-25				RPI 26-50				RPI 51-100				RPI 101+ Team' s RPI : 263			
RPI	S	Opponent	Score	RPI	S	Opponent	Score	RPI	S	Opponent	Score	RPI	S	Opponent	Score
								95	A	Kansas St.	46 61	110	A	Creighton	51 66
												128	H	CSUN	52 64
												190	N	Campbell	52 65
												269	H	CSU Bakersfield	53 46
												282	A	Detroit Mercy	51 42
												323	H	USC Upstate	96 69
												343	N	Florida A&M	57 50
LAST 12 Division I GAMES:															
110	A	Creighton	51 66	343	N	Florida A&M	57 50	269	H	CSU Bakersfield	53 46				
282	A	Detroit Mercy	51 42												
190	N	Campbell	52 65												
128	H	CSUN	52 64												
95	A	Kansas St.	46 61												
323	H	USC Upstate	96 69												

Non-Div I Games: Graceland (IA) 81 39

Omaha

Average RPI Win:	214	WON-LOST	WINNING	LAST 10	STRENGTH OF	OPP. STRENGTH	TEAM	ADJ.	CONF.	ADJ CONF.
Average RPI Loss:	98	RECORD	PCT. RANK	GAMES	SCHEDULE	OF SCHEDULE	RPI	RPI	RPI	RPI

DIV. I ONLY	3- 5	218	0- 1	95	166	181	181	12	12
DIV. I NON-CONF.	3- 5	218	0- 1	95	166	181	181	12	12

TOTALS	RPI 1-25	RPI 26-50	W-L RECORDS	RPI 51-100	RPI 101-150	RPI 150+			
3- 5	0- 1	0- 0	OVERALL	0- 2	0- 1	3- 1			
2- 2	0- 0	0- 0	HOME	0- 0	0- 1	2- 1			
1- 3	0- 1	0- 0	AWAY	0- 2	0- 0	1- 0			
0- 0	0- 0	0- 0	NEUTRAL	0- 0	0- 0	0- 0			
3- 5	0- 1	0- 0	NON-CONFERENCE	0- 2	0- 1	3- 1			
2- 2	0- 0	0- 0	HOME	0- 0	0- 1	2- 1			
1- 3	0- 1	0- 0	AWAY	0- 2	0- 0	1- 0			
0- 0	0- 0	0- 0	NEUTRAL	0- 0	0- 0	0- 0			
0- 0	0- 0	0- 0	CONFERENCE	0- 0	0- 0	0- 0			
0- 0	0- 0	0- 0	HOME	0- 0	0- 0	0- 0			
0- 0	0- 0	0- 0	AWAY	0- 0	0- 0	0- 0			
0- 0	0- 0	0- 0	NEUTRAL	0- 0	0- 0	0- 0			

RPI 1-25				RPI 26-50				RPI 51-100				RPI 101+ Team's RPI: 181			
RPI	S	Opponent	Score	RPI	S	Opponent	Score	RPI	S	Opponent	Score	RPI	S	Opponent	Score
24	A	Iowa	77 90					57	A	Arkansas	61 74	120	H	Tulsa	68 76
								94	A	Kansas	58 70	195	H	UT Arlington	62 80
												203	A	Texas St.	81 64
												217	H	UMKC	75 64
												223	H	Southern Utah	64 59

LAST 12 Division I GAMES:															
94	A	Kansas	58 70	195	H	UT Arlington	62 80	223	H	Southern Utah	64 59	57	A	Arkansas	61 74
24	A	Iowa	77 90	203	A	Texas St.	81 64	217	H	UMKC	75 64	120	H	Tulsa	68 76

Non-Div I Games: Harris-Stowe 74 46 Cent. Christian (KS) 94 47

Oral Roberts

Average RPI Win: 118

Average RPI Loss: 32

WON-LOST
RECORDWINNING
PCT. RANKLAST 10
GAMESSTRENGTH OF
SCHEDULEOPP. STRENGTH
OF SCHEDULETEAM
RPIADJ.
RPICONF.
RPIADJ CONF.
RPIDIV. I ONLY
DIV. I NON-CONF.6- 1
6- 139
390- 1
0- 156
5620
2010
1010
102
22
2

TOTALS

RPI 1-25

RPI 26-50

W-L RECORDS

RPI 51-100

RPI 101-150

RPI 150+

6- 1

1- 0

1- 1

OVERALL

1- 0

1- 0

2- 0

3- 0

1- 0

0- 0

HOME

0- 0

1- 0

1- 0

2- 1

0- 0

1- 1

AWAY

1- 0

0- 0

0- 0

1- 0

0- 0

0- 0

NEUTRAL

0- 0

0- 0

1- 0

6- 1

1- 0

1- 1

NON-CONFERENCE

1- 0

1- 0

2- 0

3- 0

1- 0

0- 0

HOME

0- 0

1- 0

1- 0

2- 1

0- 0

1- 1

AWAY

1- 0

0- 0

0- 0

1- 0

0- 0

0- 0

NEUTRAL

0- 0

0- 0

1- 0

0- 0

0- 0

0- 0

CONFERENCE

0- 0

0- 0

0- 0

0- 0

0- 0

0- 0

HOME

0- 0

0- 0

0- 0

0- 0

0- 0

0- 0

AWAY

0- 0

0- 0

0- 0

0- 0

0- 0

0- 0

NEUTRAL

0- 0

0- 0

0- 0

RPI 1-25

Team's RPI: 10

RPI 26-50

RPI 51-100

RPI 101+

RPI	S	Opponent	Score
11	H	Syracuse	75 73

RPI	S	Opponent	Score
32	A	Michigan St.	82 88
44	A	Saint Mary's (CA)	79 55

RPI	S	Opponent	Score
91	A	Utah St.	88 58

RPI	S	Opponent	Score
109	H	Buffalo	102 82
178	N	UC Riverside	94 44
277	H	Long Beach St.	110 48

LAST 12 Division I GAMES:

32	A	Michigan St.	82	88	109	H	Buffalo	102	82
277	H	Long Beach St.	110	48	91	A	Utah St.	88	58
44	A	Saint Mary's (CA)	79	55	11	H	Syracuse	75	73
178	N	UC Riverside	94	44					

Non-Div I Games: Alas. Fairbanks 115 36

Oregon

Average RPI Win:	170	WON-LOST	WINNING	LAST 10	STRENGTH OF	OPP. STRENGTH	TEAM	ADJ.	CONF.	ADJ CONF.
Average RPI Loss:	1	RECORD	PCT. RANK	GAMES	SCHEDULE	OF SCHEDULE	RPI	RPI	RPI	RPI
DIV. I ONLY	7- 1	27	0- 1	243	5	54	54	2	2	
DIV. I NON-CONF.	7- 1	27	0- 1	243	5	54	54	2	2	
<hr/>										
TOTALS	RPI 1-25	RPI 26-50	W-L RECORDS	RPI 51-100	RPI 101-150	RPI 150+				
7- 1	0- 1	1- 0	OVERALL	1- 0	1- 0	4- 0				
5- 0	0- 0	1- 0	HOME	0- 0	1- 0	3- 0				
0- 0	0- 0	0- 0	AWAY	0- 0	0- 0	0- 0				
2- 1	0- 1	0- 0	NEUTRAL	1- 0	0- 0	1- 0				
7- 1	0- 1	1- 0	NON-CONFERENCE	1- 0	1- 0	4- 0				
5- 0	0- 0	1- 0	HOME	0- 0	1- 0	3- 0				
0- 0	0- 0	0- 0	AWAY	0- 0	0- 0	0- 0				
2- 1	0- 1	0- 0	NEUTRAL	1- 0	0- 0	1- 0				
0- 0	0- 0	0- 0	CONFERENCE	0- 0	0- 0	0- 0				
0- 0	0- 0	0- 0	HOME	0- 0	0- 0	0- 0				
0- 0	0- 0	0- 0	AWAY	0- 0	0- 0	0- 0				
0- 0	0- 0	0- 0	NEUTRAL	0- 0	0- 0	0- 0				

RPI 1-25				RPI 26-50				RPI 51-100 Team's RPI: 54				RPI 101+			
RPI	S	Opponent	Score	RPI	S	Opponent	Score	RPI	S	Opponent	Score	RPI	S	Opponent	Score
1	N	Notre Dame	81 91	44	H	Saint Mary's (CA)	89 56	84	N	South Carolina	70 68	124	H	Santa Clara	82 31
												160	N	Western Ky.	74 60
												161	H	Ark. -Pine Bluff	89 33
												305	H	La Salle	100 46
												314	H	Cal Poly	79 54
<hr/>															
LAST 12 Division I GAMES:															
305	H	La Salle	100 46	1	N	Notre Dame	81 91	84	N	South Carolina	70 68	124	H	Santa Clara	82 31
160	N	Western Ky.	74 60												
44	H	Saint Mary's (CA)	89 56												
161	H	Ark. -Pine Bluff	89 33												
314	H	Cal Poly	79 54												

Non-Div I Games:

Oregon St.

Average RPI Win: 211		WON-LOST	WINNING	LAST 10	STRENGTH OF		OPP. STRENGTH	TEAM	ADJ.	CONF.	ADJ CONF.
Average RPI Loss: 2		RECORD	PCT. RANK	GAMES	SCHEDULE		OF SCHEDULE	RPI	RPI	RPI	RPI
DIV. I ONLY		6- 1	39	1- 0	278		23	85	85	7	7
DIV. I NON-CONF.		6- 1	39	1- 0	278		23	85	85	7	7

TOTALS		RPI 1-25	RPI 26-50	W-L RECORDS		RPI 51-100	RPI 101-150	RPI 150+			
6- 1		0- 1	1- 0	OVERALL		0- 0	1- 0	4- 0			
4- 0		0- 0	1- 0	HOME		0- 0	0- 0	3- 0			
2- 0		0- 0	0- 0	AWAY		0- 0	1- 0	1- 0			
0- 1		0- 1	0- 0	NEUTRAL		0- 0	0- 0	0- 0			
6- 1		0- 1	1- 0	NON-CONFERENCE		0- 0	1- 0	4- 0			
4- 0		0- 0	1- 0	HOME		0- 0	0- 0	3- 0			
2- 0		0- 0	0- 0	AWAY		0- 0	1- 0	1- 0			
0- 1		0- 1	0- 0	NEUTRAL		0- 0	0- 0	0- 0			
0- 0		0- 0	0- 0	CONFERENCE		0- 0	0- 0	0- 0			
0- 0		0- 0	0- 0	HOME		0- 0	0- 0	0- 0			
0- 0		0- 0	0- 0	AWAY		0- 0	0- 0	0- 0			
0- 0		0- 0	0- 0	NEUTRAL		0- 0	0- 0	0- 0			

RPI 1-25				RPI 26-50				RPI 51-100 Team's RPI: 85				RPI 101+			
RPI S	Opponent	Score		RPI S	Opponent	Score		RPI S	Opponent	Score		RPI S	Opponent	Score	
2 N	Cal i forni a	69	81	42 H	Wyomi ng	70	64					113 A	UC Davi s	83	80
												227 A	San Jose St.	91	67
												252 H	Seattle U	75	61
												302 H	UC Santa Barbara	69	53
												329 H	North Dakota St.	75	68

LAST 12 Division I GAMES:															
				302 H	UC Santa Barbara	69	53	252 H	Seattle U	75	61				
								227 A	San Jose St.	91	67				
								42 H	Wyomi ng	70	64				
								329 H	North Dakota St.	75	68				
								2 N	Cal i forni a	69	81				
								113 A	UC Davi s	83	80				

Non-Div I Games:

Pacific

Average RPI Win: 280

Average RPI Loss: 27

WON-LOST
RECORDWINNING
PCT. RANKLAST 10
GAMESSTRENGTH OF
SCHEDULEOPP. STRENGTH
OF SCHEDULETEAM
RPIADJ.
RPICONF.
RPIADJ CONF.
RPIDIV. I ONLY
DIV. I NON-CONF.6- 2
6- 268
681- 0
1- 0276
27697
97122
122122
12217
1717
17

TOTALS

RPI 1-25

RPI 26-50

W-L RECORDS

RPI 51-100

RPI 101-150

RPI 150+

6- 2 0- 1
3- 0 0- 0
3- 1 0- 1
0- 1 0- 00- 0
0- 0
0- 0
0- 0OVERALL
HOME
AWAY
NEUTRAL0- 1
0- 0
0- 0
0- 10- 0
0- 0
0- 0
0- 06- 0
3- 0
3- 0
0- 06- 2 0- 1
3- 0 0- 0
3- 1 0- 1
0- 1 0- 00- 0
0- 0
0- 0
0- 0NON-CONFERENCE
HOME
AWAY
NEUTRAL0- 1
0- 0
0- 0
0- 10- 0
0- 0
0- 0
0- 06- 0
3- 0
3- 0
0- 00- 0 0- 0
0- 0 0- 0
0- 0 0- 0
0- 0 0- 00- 0
0- 0
0- 0
0- 0CONFERENCE
HOME
AWAY
NEUTRAL0- 0
0- 0
0- 0
0- 00- 0
0- 0
0- 0
0- 00- 0
0- 0
0- 0
0- 0

RPI 1-25

RPI 26-50

RPI 51-100

RPI 101+

Team's RPI: 122

RPI S Opponent Score
1 A Notre Dame 55 75

RPI S Opponent Score

RPI S Opponent Score
53 N Maine 46 47RPI S Opponent Score
180 A Navy 65 61
265 A Iona 66 43
289 A Siena 58 51
301 H Saint Joseph's 65 45
305 H La Salle 65 34
340 H NJIT 85 42

LAST 12 Division I GAMES:

265 A Iona 66 43
305 H La Salle 65 34
53 N Maine 46 47
180 A Navy 65 61
340 H NJIT 85 42
301 H Saint Joseph's 65 451 A Notre Dame 55 75
289 A Siena 58 51

Penn

Penn

Non-Div I Games:

Penn

Average RPI Win: 184

Average RPI Loss: 39

WON-LOST
RECORDWINNING
PCT. RANKLAST 10
GAMESSTRENGTH OF
SCHEDULEOPP. STRENGTH
OF SCHEDULETEAM
RPIADJ.
RPICONF.
RPIADJ CONF.
RPIDIV. I ONLY
DIV. I NON-CONF.6- 4
6- 4125
1251- 0
1- 075
7570
70115
115115
1153
33
3

TOTALS

RPI 1-25

RPI 26-50

W-L RECORDS

RPI 51-100

RPI 101-150

RPI 150+

6- 4

0- 2

0- 1

OVERALL

0- 0

1- 1

5- 0

5- 3

0- 1

0- 1

HOME

0- 0

1- 1

4- 0

1- 1

0- 1

0- 0

AWAY

0- 0

0- 0

1- 0

0- 0

0- 0

0- 0

NEUTRAL

0- 0

0- 0

0- 0

6- 4

0- 2

0- 1

NON-CONFERENCE

0- 0

1- 1

5- 0

5- 3

0- 1

0- 1

HOME

0- 0

1- 1

4- 0

1- 1

0- 1

0- 0

AWAY

0- 0

0- 0

1- 0

0- 0

0- 0

0- 0

NEUTRAL

0- 0

0- 0

0- 0

0- 0

0- 0

0- 0

CONFERENCE

0- 0

0- 0

0- 0

0- 0

0- 0

0- 0

HOME

0- 0

0- 0

0- 0

0- 0

0- 0

0- 0

AWAY

0- 0

0- 0

0- 0

0- 0

0- 0

0- 0

NEUTRAL

0- 0

0- 0

0- 0

RPI 1-25

RPI 26-50

RPI 51-100

RPI 101+

Team's RPI: 115

RPI	S	Opponent	Score
2	H	Cal i forni a	58 75
25	A	Flori da St.	58 87

RPI	S	Opponent	Score
28	H	Duquesne	58 64

RPI	S	Opponent	Score
-----	---	----------	-------

RPI	S	Opponent	Score
102	H	Stony Brook	70 81
127	H	Providence	74 72
154	A	Fordham	72 55
176	H	North Dakota	75 68
182	H	Princeton	79 71
230	H	St. Bonaventure	80 65
237	H	Jacksonville	80 61

LAST 12 Division I GAMES:

102	H	Stony Brook	70 81	230	H	St. Bonaventure	80 65
176	H	North Dakota	75 68	28	H	Duquesne	58 64
182	H	Princeton	79 71	237	H	Jacksonville	80 61
154	A	Fordham	72 55	25	A	Flori da St.	58 87
2	H	Cal i forni a	58 75				
127	H	Providence	74 72				

Non-Div I Games:

Penn St.

Average RPI	Win:	280	WON-LOST	WINNING	LAST 10	STRENGTH OF	OPP. STRENGTH	TEAM	ADJ.	CONF.	ADJ CONF.
Average RPI	Loss:	45	RECORD	PCT. RANK	GAMES	SCHEDULE	OF SCHEDULE	RPI	RPI	RPI	RPI
DIV. I ONLY		5- 2		81	0- 1	307	103	139	139	7	7
DIV. I NON-CONF.		5- 2		81	0- 1	307	103	139	139	7	7
<hr/>											
TOTALS	RPI 1-25		RPI 26-50		W-L RECORDS	RPI 51-100		RPI 101-150		RPI 150+	
5- 2	0- 1		0- 0		OVERALL	0- 1		0- 0		5- 0	
1- 0	0- 0		0- 0		HOME	0- 0		0- 0		1- 0	
3- 2	0- 1		0- 0		AWAY	0- 1		0- 0		3- 0	
1- 0	0- 0		0- 0		NEUTRAL	0- 0		0- 0		1- 0	
5- 2	0- 1		0- 0		NON-CONFERENCE	0- 1		0- 0		5- 0	
1- 0	0- 0		0- 0		HOME	0- 0		0- 0		1- 0	
3- 2	0- 1		0- 0		AWAY	0- 1		0- 0		3- 0	
1- 0	0- 0		0- 0		NEUTRAL	0- 0		0- 0		1- 0	
0- 0	0- 0		0- 0		CONFERENCE	0- 0		0- 0		0- 0	
0- 0	0- 0		0- 0		HOME	0- 0		0- 0		0- 0	
0- 0	0- 0		0- 0		AWAY	0- 0		0- 0		0- 0	
0- 0	0- 0		0- 0		NEUTRAL	0- 0		0- 0		0- 0	

RPI 1-25				RPI 26-50				RPI 51-100				RPI 101+ Team's RPI: 139			
RPI	S	Opponent	Score	RPI	S	Opponent	Score	RPI	S	Opponent	Score	RPI	S	Opponent	Score
20	A	Colorado	65 80					70	A	Idaho St.	63 65	252	A	Seattle U	78 64
												267	N	Sacramento St.	113 97
												274	A	Hawaii	65 64
												291	H	Weber St.	68 47
												314	A	Cal Poly	70 63
<hr/>															
LAST 12 Division I GAMES:															
				274	A	Hawaii	65 64	70	A	Idaho St.	63 65				
								291	H	Weber St.	68 47				
								252	A	Seattle U	78 64				
								20	A	Colorado	65 80				
								314	A	Cal Poly	70 63				
								267	N	Sacramento St.	113 97				

Non-Div I Games:

Pepperdine

Average RPI Win:	158	WON-LOST	WINNING	LAST 10	STRENGTH OF	OPP. STRENGTH	TEAM	ADJ.	CONF.	ADJ CONF.
Average RPI Loss:	137	RECORD	PCT. RANK	GAMES	SCHEDULE	OF SCHEDULE	RPI	RPI	RPI	RPI
DIV. I ONLY	6- 5	155	0- 1	87	141	129	129	1	1	
DIV. I NON-CONF.	6- 5	155	0- 1	87	141	129	129	1	1	

TOTALS	RPI 1-25	RPI 26-50	W-L RECORDS	RPI 51-100	RPI 101-150	RPI 150+				
6- 5	0- 0	0- 1	OVERALL	2- 0	0- 2	4- 2				
3- 3	0- 0	0- 1	HOME	0- 0	0- 1	3- 1				
1- 1	0- 0	0- 0	AWAY	1- 0	0- 0	0- 1				
2- 1	0- 0	0- 0	NEUTRAL	1- 0	0- 1	1- 0				
6- 5	0- 0	0- 1	NON-CONFERENCE	2- 0	0- 2	4- 2				
3- 3	0- 0	0- 1	HOME	0- 0	0- 1	3- 1				
1- 1	0- 0	0- 0	AWAY	1- 0	0- 0	0- 1				
2- 1	0- 0	0- 0	NEUTRAL	1- 0	0- 1	1- 0				
0- 0	0- 0	0- 0	CONFERENCE	0- 0	0- 0	0- 0				
0- 0	0- 0	0- 0	HOME	0- 0	0- 0	0- 0				
0- 0	0- 0	0- 0	AWAY	0- 0	0- 0	0- 0				
0- 0	0- 0	0- 0	NEUTRAL	0- 0	0- 0	0- 0				

RPI	S	Opponent	Score	RPI	S	Opponent	Score	RPI	S	Opponent	Score	RPI	S	Opponent	Score	Team's RPI: 129
34	H	UCF	58 61	57	N	Arkansas	61 54	126	N	Wisconsin	42 57	144	H	Youngstown St.	55 64	
				62	A	Northwestern	52 49	154	H	Fordham	65 62	173	A	Georgetown	41 70	
								187	H	Cincinnati	65 48	194	H	New Orleans	90 38	
								208	H	West Virginia	43 77	293	N	Tennessee St.	78 56	

LAST 12 Division I GAMES:																
208	H	West Virginia	43 77	126	N	Wisconsin	42 57	173	A	Georgetown	41 70	187	H	Cincinnati	65 48	
154	H	Fordham	65 62	144	H	Youngstown St.	55 64	194	H	New Orleans	90 38	293	N	Tennessee St.	78 56	
62	A	Northwestern	52 49	57	N	Arkansas	61 54	34	H	UCF	58 61					

Non-Div I Games:

Pittsburgh

Average RPI	Win: 222	WON-LOST	WINNING	LAST 10	STRENGTH OF	OPP. STRENGTH	TEAM	ADJ.	CONF.	ADJ CONF.
Average RPI	Loss: 76	RECORD	PCT. RANK	GAMES	SCHEDULE	OF SCHEDULE	RPI	RPI	RPI	RPI
DIV. I ONLY	5- 2	81	0- 0	108	224	61	61	7	7	
DIV. I NON-CONF.	5- 2	81	0- 0	108	224	61	61	7	7	
TOTALS	RPI 1-25	RPI 26-50	W-L RECORDS	RPI 51-100	RPI 101-150	RPI 150+				
5- 2	0- 0	0- 0	OVERALL	1- 2	0- 0	4- 0				
2- 0	0- 0	0- 0	HOME	1- 0	0- 0	1- 0				
3- 1	0- 0	0- 0	AWAY	0- 1	0- 0	3- 0				
0- 1	0- 0	0- 0	NEUTRAL	0- 1	0- 0	0- 0				
5- 2	0- 0	0- 0	NON-CONFERENCE	1- 2	0- 0	4- 0				
2- 0	0- 0	0- 0	HOME	1- 0	0- 0	1- 0				
3- 1	0- 0	0- 0	AWAY	0- 1	0- 0	3- 0				
0- 1	0- 0	0- 0	NEUTRAL	0- 1	0- 0	0- 0				
0- 0	0- 0	0- 0	CONFERENCE	0- 0	0- 0	0- 0				
0- 0	0- 0	0- 0	HOME	0- 0	0- 0	0- 0				
0- 0	0- 0	0- 0	AWAY	0- 0	0- 0	0- 0				
0- 0	0- 0	0- 0	NEUTRAL	0- 0	0- 0	0- 0				

RPI 1-25				RPI 26-50				RPI 51-100				RPI 101+			
RPI	S	Opponent	Score	RPI	S	Opponent	Score	RPI	S	Opponent	Score	RPI	S	Opponent	Score
								73	A	Portland St.	79 92	186	H	Cal St. Fullerton	83 74
								78	N	Arizona	70 92	270	A	Utah Valley	65 60
								91	H	Utah St.	61 54	274	A	Hawaii	72 65
												291	A	Weber St.	89 73
LAST 12 Division I GAMES:															
				73	A	Portland St.	79 92	270	A	Utah Valley	65 60				
				91	H	Utah St.	61 54								
				186	H	Cal St. Fullerton	83 74								
				78	N	Arizona	70 92								
				274	A	Hawaii	72 65								
				291	A	Weber St.	89 73								

Non-Div I Games: Warner Pacific 98 63 Willamette 82 27

Portland

Average RPI Win:	195	WON-LOST	WINNING	LAST 10	STRENGTH OF	OPP. STRENGTH	TEAM	ADJ.	CONF.	ADJ CONF.
Average RPI Loss:	0	RECORD	PCT. RANK	GAMES	SCHEDULE	OF SCHEDULE	RPI	RPI	RPI	RPI
DIV. I ONLY	5- 0	1	1- 0	315	35	73	73	11	11	
DIV. I NON-CONF.	5- 0	1	1- 0	315	35	73	73	11	11	

TOTALS	RPI 1-25	RPI 26-50	W-L RECORDS	RPI 51-100	RPI 101-150	RPI 150+				
5- 0	0- 0	0- 0	OVERALL	1- 0	1- 0	3- 0				
4- 0	0- 0	0- 0	HOME	1- 0	1- 0	2- 0				
1- 0	0- 0	0- 0	AWAY	0- 0	0- 0	1- 0				
0- 0	0- 0	0- 0	NEUTRAL	0- 0	0- 0	0- 0				
5- 0	0- 0	0- 0	NON-CONFERENCE	1- 0	1- 0	3- 0				
4- 0	0- 0	0- 0	HOME	1- 0	1- 0	2- 0				
1- 0	0- 0	0- 0	AWAY	0- 0	0- 0	1- 0				
0- 0	0- 0	0- 0	NEUTRAL	0- 0	0- 0	0- 0				
0- 0	0- 0	0- 0	CONFERENCE	0- 0	0- 0	0- 0				
0- 0	0- 0	0- 0	HOME	0- 0	0- 0	0- 0				
0- 0	0- 0	0- 0	AWAY	0- 0	0- 0	0- 0				
0- 0	0- 0	0- 0	NEUTRAL	0- 0	0- 0	0- 0				

RPI 1-25				RPI 26-50				RPI 51-100				Team's RPI: 73				RPI 101+			
RPI	S	Opponent	Score	RPI	S	Opponent	Score	RPI	S	Opponent	Score	RPI	S	Opponent	Score	RPI	S	Opponent	Score
								61	H	Portland	92 79					113	H	UC Davis	65 50
																227	H	San Jose St.	80 51
																252	H	Seattle U	68 43
																324	A	UTEP	89 61
LAST 12 Division I GAMES:																			
								324	A	UTEP	89 61								
								61	H	Portland	92 79								
								252	H	Seattle U	68 43								
								113	H	UC Davis	65 50								
								227	H	San Jose St.	80 51								

Non-Div I Games: Warner Pacific 102 49

Portland St.

Average RPI Win:	312	WON-LOST	WINNING	LAST 10	STRENGTH OF	OPP. STRENGTH	TEAM	ADJ.	CONF.	ADJ CONF.
Average RPI Loss:	184	RECORD	PCT. RANK	GAMES	SCHEDULE	OF SCHEDULE	RPI	RPI	RPI	RPI

DIV. I ONLY	1- 3	266	0- 1	52	351	226	226	27	27
DIV. I NON-CONF.	1- 3	266	0- 1	52	351	226	226	27	27
TOTALS	RPI 1-25	RPI 26-50	W-L RECORDS	RPI 51-100	RPI 101-150	RPI 150+			
1- 3	0- 0	0- 0	OVERALL	0- 1	0- 1	1- 1			
0- 1	0- 0	0- 0	HOME	0- 0	0- 1	0- 0			
0- 2	0- 0	0- 0	AWAY	0- 1	0- 0	0- 1			
1- 0	0- 0	0- 0	NEUTRAL	0- 0	0- 0	1- 0			
1- 3	0- 0	0- 0	NON-CONFERENCE	0- 1	0- 1	1- 1			
0- 1	0- 0	0- 0	HOME	0- 0	0- 1	0- 0			
0- 2	0- 0	0- 0	AWAY	0- 1	0- 0	0- 1			
1- 0	0- 0	0- 0	NEUTRAL	0- 0	0- 0	1- 0			
0- 0	0- 0	0- 0	CONFERENCE	0- 0	0- 0	0- 0			
0- 0	0- 0	0- 0	HOME	0- 0	0- 0	0- 0			
0- 0	0- 0	0- 0	AWAY	0- 0	0- 0	0- 0			
0- 0	0- 0	0- 0	NEUTRAL	0- 0	0- 0	0- 0			

RPI 1-25	RPI 26-50	RPI 51-100	RPI 101+	Team's RPI: 226
RPI S Opponent Score	RPI S Opponent Score	RPI S Opponent Score	RPI S Opponent Score	
		97 A Oklahoma St. 50 70	133 H Rice 58 68	
			312 N A&M-Corpus Christi 67 59	
			322 A UTRGV 50 57	
LAST 12 Division I GAMES:				
		133 H Rice 58 68		
		312 N A&M-Corpus Christi 67 59		
		322 A UTRGV 50 57		
		97 A Oklahoma St. 50 70		

Non-Div I Games: Jarvis Christian 117 32 Arlington Baptist 105 31

Prairie View

Average RPI	Win: 211	WON-LOST	WINNING	LAST 10	STRENGTH OF	OPP. STRENGTH	TEAM	ADJ.	CONF.	ADJ CONF.
Average RPI	Loss: 184	RECORD	PCT. RANK	GAMES	SCHEDULE	OF SCHEDULE	RPI	RPI	RPI	RPI
DIV. I ONLY	1- 5	295	0- 1	194	256	307	307	29	29	
DIV. I NON-CONF.	1- 5	295	0- 1	194	256	307	307	29	29	

TOTALS	RPI 1-25	RPI 26-50	W-L RECORDS	RPI 51-100	RPI 101-150	RPI 150+				
1- 5	0- 1	0- 0	OVERALL	0- 0	0- 0	1- 4				
1- 1	0- 0	0- 0	HOME	0- 0	0- 0	1- 1				
0- 4	0- 1	0- 0	AWAY	0- 0	0- 0	0- 3				
0- 0	0- 0	0- 0	NEUTRAL	0- 0	0- 0	0- 0				
1- 5	0- 1	0- 0	NON-CONFERENCE	0- 0	0- 0	1- 4				
1- 1	0- 0	0- 0	HOME	0- 0	0- 0	1- 1				
0- 4	0- 1	0- 0	AWAY	0- 0	0- 0	0- 3				
0- 0	0- 0	0- 0	NEUTRAL	0- 0	0- 0	0- 0				
0- 0	0- 0	0- 0	CONFERENCE	0- 0	0- 0	0- 0				
0- 0	0- 0	0- 0	HOME	0- 0	0- 0	0- 0				
0- 0	0- 0	0- 0	AWAY	0- 0	0- 0	0- 0				
0- 0	0- 0	0- 0	NEUTRAL	0- 0	0- 0	0- 0				

RPI 1-25				RPI 26-50				RPI 51-100				RPI 101+ Team's RPI: 307			
RPI	S	Opponent	Score	RPI	S	Opponent	Score	RPI	S	Opponent	Score	RPI	S	Opponent	Score
12	A	Tennessee	49 97									152	A	Vanderbi l t	43 78
												196	A	UNCW	48 63
												211	H	Wofford	61 50
												264	A	Samford	54 75
												298	H	South Carolina St.	48 57

LAST 12 Division I GAMES:															
264	A	Samford	54 75	298	H	South Carolina St.	48 57	211	H	Wofford	61 50	196	A	UNCW	48 63
152	A	Vanderbi l t	43 78	12	A	Tennessee	49 97								

Non-Div I Games:

Presbyterian

Average RPI Win:	211	WON-LOST	WINNING	LAST 10	STRENGTH OF	OPP. STRENGTH	TEAM	ADJ.	CONF.	ADJ CONF.
Average RPI Loss:	93	RECORD	PCT. RANK	GAMES	SCHEDULE	OF SCHEDULE	RPI	RPI	RPI	RPI
DIV. I ONLY	3- 7	253	1- 0	71	119	182	182	17	17	
DIV. I NON-CONF.	3- 7	253	1- 0	71	119	182	182	17	17	

TOTALS	RPI 1-25	RPI 26-50	W-L RECORDS	RPI 51-100	RPI 101-150	RPI 150+				
3- 7	0- 1	0- 1	OVERALL	1- 2	0- 2	2- 1				
2- 1	0- 0	0- 0	HOME	1- 0	0- 1	1- 0				
1- 3	0- 0	0- 0	AWAY	0- 1	0- 1	1- 1				
0- 3	0- 1	0- 1	NEUTRAL	0- 1	0- 0	0- 0				
3- 7	0- 1	0- 1	NON-CONFERENCE	1- 2	0- 2	2- 1				
2- 1	0- 0	0- 0	HOME	1- 0	0- 1	1- 0				
1- 3	0- 0	0- 0	AWAY	0- 1	0- 1	1- 1				
0- 3	0- 1	0- 1	NEUTRAL	0- 1	0- 0	0- 0				
0- 0	0- 0	0- 0	CONFERENCE	0- 0	0- 0	0- 0				
0- 0	0- 0	0- 0	HOME	0- 0	0- 0	0- 0				
0- 0	0- 0	0- 0	AWAY	0- 0	0- 0	0- 0				
0- 0	0- 0	0- 0	NEUTRAL	0- 0	0- 0	0- 0				

RPI 1-25				RPI 26-50				RPI 51-100				RPI 101+				Team's RPI: 182
RPI	S	Opponent	Score	RPI	S	Opponent	Score	RPI	S	Opponent	Score	RPI	S	Opponent	Score	
11	N	Syracuse	61 92	40	N	DePaul	67 82	56	A	Villanova	46 67	114	H	Seton Hall	66 70	
								76	H	Quinnipiac	54 42	115	A	Penn St.	71 79	
								95	N	Kansas St.	61 80	220	A	George Washington	49 64	
												247	A	Rider	89 65	
												311	H	Davidson	65 57	
LAST 12 Division I GAMES:																
				56	A	Villanova	46 67	76	H	Quinnipiac	54 42					
				95	N	Kansas St.	61 80	311	H	Davidson	65 57					
				11	N	Syracuse	61 92	220	A	George Washington	49 64					
				40	N	DePaul	67 82	247	A	Rider	89 65					
				115	A	Penn St.	71 79									
				114	H	Seton Hall	66 70									

Non-Div I Games:

Princeton

Average RPI Win: 208		WON-LOST		WINNING		LAST 10		STRENGTH OF		OPP. STRENGTH		TEAM		ADJ.		CONF.		ADJ CONF.	
Average RPI Loss: 99		RECORD		PCT. RANK		GAMES		SCHEDULE		OF SCHEDULE		RPI		RPI		RPI		RPI	
DIV. I ONLY		5- 3		114		1- 0		206		110		127		127		4		4	
DIV. I NON-CONF.		5- 3		114		1- 0		206		110		127		127		4		4	
TOTALS		RPI 1-25		RPI 26-50		W-L RECORDS		RPI 51-100		RPI 101-150		RPI 150+							
5- 3		0- 0		0- 0		OVERALL		0- 1		2- 2		3- 0							
2- 1		0- 0		0- 0		HOME		0- 1		1- 0		1- 0							
2- 2		0- 0		0- 0		AWAY		0- 0		1- 2		1- 0							
1- 0		0- 0		0- 0		NEUTRAL		0- 0		0- 0		1- 0							
5- 3		0- 0		0- 0		NON-CONFERENCE		0- 1		2- 2		3- 0							
2- 1		0- 0		0- 0		HOME		0- 1		1- 0		1- 0							
2- 2		0- 0		0- 0		AWAY		0- 0		1- 2		1- 0							
1- 0		0- 0		0- 0		NEUTRAL		0- 0		0- 0		1- 0							
0- 0		0- 0		0- 0		CONFERENCE		0- 0		0- 0		0- 0							
0- 0		0- 0		0- 0		HOME		0- 0		0- 0		0- 0							
0- 0		0- 0		0- 0		AWAY		0- 0		0- 0		0- 0							
0- 0		0- 0		0- 0		NEUTRAL		0- 0		0- 0		0- 0							

RPI 1-25				RPI 26-50				RPI 51-100				RPI 101+ Team's RPI: 127					
RPI	S	Opponent	Score	RPI	S	Opponent	Score	RPI	S	Opponent	Score	RPI	S	Opponent	Score		
								76	H	Quinnipiac	44	48	107	A	Rhode Island	65	72
												115	A	Penn St.	72	74	
												116	A	Boston College	61	57	
												135	H	Yale	59	42	
												210	H	Sacred Heart	62	52	
												268	N	Bryant	72	64	
												309	A	UMass Lowell	71	47	
LAST 12 Division I GAMES:																	
				116	A	Boston College	61	57				268	N	Bryant	72	64	
				210	H	Sacred Heart	62	52				309	A	UMass Lowell	71	47	
				76	H	Quinnipiac	44	48				107	A	Rhode Island	65	72	
				115	A	Penn St.	72	74				135	H	Yale	59	42	

Non-Div I Games:

Providence

Average RPI Win: 207

Average RPI Loss: 51

WON-LOST
RECORDWINNING
PCT. RANKLAST 10
GAMESSTRENGTH OF
SCHEDULEOPP. STRENGTH
OF SCHEDULETEAM
RPIADJ.
RPICONF.
RPIADJ CONF.
RPIDIV. I ONLY
DIV. I NON-CONF.7- 3
7- 391
911- 0
1- 089
89140
14065
6565
653
33
3

TOTALS

RPI 1-25

RPI 26-50

W-L RECORDS

RPI 51-100

RPI 101-150

RPI 150+

7- 3
5- 0
1- 1
1- 21- 1
1- 0
0- 0
0- 10- 0
0- 0
0- 0
0- 0OVERALL
HOME
AWAY
NEUTRAL0- 2
0- 0
0- 1
0- 10- 0
0- 0
0- 0
0- 06- 0
4- 0
1- 0
1- 07- 3
5- 0
1- 1
1- 21- 1
1- 0
0- 0
0- 10- 0
0- 0
0- 0
0- 0NON-CONFERENCE
HOME
AWAY
NEUTRAL0- 2
0- 0
0- 1
0- 10- 0
0- 0
0- 0
0- 06- 0
4- 0
1- 0
1- 00- 0
0- 0
0- 0
0- 00- 0
0- 0
0- 0
0- 00- 0
0- 0
0- 0
0- 0CONFERENCE
HOME
AWAY
NEUTRAL0- 0
0- 0
0- 0
0- 00- 0
0- 0
0- 0
0- 00- 0
0- 0
0- 0
0- 0

RPI 1-25

RPI 26-50

RPI 51-100

Team's RPI: 65

RPI 101+

RPI	S	Opponent	Score
3	N	UConn	40 86
14	H	Miami (FL)	74 63

RPI	S	Opponent	Score
69	N	St. John's (NY)	62 68
81	A	Ohio	73 80

RPI	S	Opponent	Score
163	H	Harvard	66 65
171	H	Loyola Chicago	65 41
236	N	Ole Miss	70 59
251	H	Western Ill.	81 60
297	A	Ball St.	80 38
320	H	Purdue Fort Wayne	78 44

RPI	S	Opponent	Score
163	H	Harvard	66 65
171	H	Loyola Chicago	65 41
236	N	Ole Miss	70 59
251	H	Western Ill.	81 60
297	A	Ball St.	80 38
320	H	Purdue Fort Wayne	78 44

LAST 12 Division I GAMES:

171	H	Loyola Chicago	65	41	14	H	Miami (FL)	74	63
81	A	Ohio	73	80	3	N	UConn	40	86
163	H	Harvard	66	65	236	N	Ole Miss	70	59
297	A	Ball St.	80	38	69	N	St. John's (NY)	62	68
					320	H	Purdue Fort Wayne	78	44
					251	H	Western Ill.	81	60

Purdue

Purdue

Non-Div I Games:

Purdue

Average RPI Win:	347	WON-LOST	WINNING	LAST 10	STRENGTH OF	OPP. STRENGTH	TEAM	ADJ.	CONF.	ADJ CONF.
Average RPI Loss:	193	RECORD	PCT. RANK	GAMES	SCHEDULE	OF SCHEDULE	RPI	RPI	RPI	RPI

DIV. I ONLY	1- 7	307	0- 1	245	338	320	320	12	12
DIV. I NON-CONF.	1- 7	307	0- 1	245	338	320	320	12	12

TOTALS	RPI 1-25	RPI 26-50	W-L RECORDS	RPI 51-100	RPI 101-150	RPI 150+			
1- 7	0- 0	0- 0	OVERALL	0- 1	0- 0	1- 6			
0- 2	0- 0	0- 0	HOME	0- 0	0- 0	0- 2			
1- 5	0- 0	0- 0	AWAY	0- 1	0- 0	1- 4			
0- 0	0- 0	0- 0	NEUTRAL	0- 0	0- 0	0- 0			
1- 7	0- 0	0- 0	NON-CONFERENCE	0- 1	0- 0	1- 6			
0- 2	0- 0	0- 0	HOME	0- 0	0- 0	0- 2			
1- 5	0- 0	0- 0	AWAY	0- 1	0- 0	1- 4			
0- 0	0- 0	0- 0	NEUTRAL	0- 0	0- 0	0- 0			
0- 0	0- 0	0- 0	CONFERENCE	0- 0	0- 0	0- 0			
0- 0	0- 0	0- 0	HOME	0- 0	0- 0	0- 0			
0- 0	0- 0	0- 0	AWAY	0- 0	0- 0	0- 0			
0- 0	0- 0	0- 0	NEUTRAL	0- 0	0- 0	0- 0			

RPI 1-25	RPI 26-50	RPI 51-100	RPI 101+	Team's RPI: 320
RPI S Opponent Score	RPI S Opponent Score	RPI S Opponent Score	RPI S Opponent Score	
		65 A Purdue 44 78	171 A Loyol a Chi cago 67 81	
			174 H Eastern Mi ch. 72 87	
			184 A Mi l waukee 48 70	
			212 H SIUE 49 57	
			228 A Eastern Ill. 63 72	
			318 A Western Mi ch. 61 69	
			347 A Evansvi l l e 72 66	
LAST 12 Divi s i on I GAMES:				
174 H Eastern Mi ch. 72 87	347 A Evansvi l l e 72 66			
184 A Mi l waukee 48 70	65 A Purdue 44 78			
171 A Loyol a Chi cago 67 81	228 A Eastern Ill. 63 72			
212 H SIUE 49 57	318 A Western Mi ch. 61 69			

Non-Di v I Games: Taylor (IN) 84 74 Ind. -Kokomo 87 50

Purdue Fort Wayne

Average RPI	Win:	183	WON-LOST	WINNING	LAST 10	STRENGTH OF	OPP. STRENGTH	TEAM	ADJ.	CONF.	ADJ CONF.
Average RPI	Loss:	84	RECORD	PCT. RANK	GAMES	SCHEDULE	OF SCHEDULE	RPI	RPI	RPI	RPI
DIV. I ONLY		4- 5		192	1- 0	35	172	76	76	28	28
DIV. I NON-CONF.		4- 5		192	1- 0	35	172	76	76	28	28

TOTALS	RPI 1-25		RPI 26-50		W-L RECORDS	RPI 51-100		RPI 101-150		RPI 150+	
4- 5	0- 0		0- 1		OVERALL	0- 3		2- 0		2- 1	
0- 1	0- 0		0- 0		HOME	0- 1		0- 0		0- 0	
3- 2	0- 0		0- 0		AWAY	0- 1		2- 0		1- 1	
1- 2	0- 0		0- 1		NEUTRAL	0- 1		0- 0		1- 0	
4- 5	0- 0		0- 1		NON-CONFERENCE	0- 3		2- 0		2- 1	
0- 1	0- 0		0- 0		HOME	0- 1		0- 0		0- 0	
3- 2	0- 0		0- 0		AWAY	0- 1		2- 0		1- 1	
1- 2	0- 0		0- 1		NEUTRAL	0- 1		0- 0		1- 0	
0- 0	0- 0		0- 0		CONFERENCE	0- 0		0- 0		0- 0	
0- 0	0- 0		0- 0		HOME	0- 0		0- 0		0- 0	
0- 0	0- 0		0- 0		AWAY	0- 0		0- 0		0- 0	
0- 0	0- 0		0- 0		NEUTRAL	0- 0		0- 0		0- 0	

RPI 1-25				RPI 26-50				RPI 51-100				Team's RPI: 76				RPI 101+			
RPI	S	Opponent	Score	RPI	S	Opponent	Score	RPI	S	Opponent	Score	RPI	S	Opponent	Score	RPI	S	Opponent	Score
				49	N	Texas	55 56					52	H	Central Mich.	52 67	127	A	Providence	48 44
												59	A	Bucknell I	58 75	145	A	Drexel	56 52
												77	N	Missouri	51 65	163	A	Harvard	72 67
																182	A	Princeton	42 54
																297	N	Ball St.	69 66
LAST 12 Division I GAMES:																			
				182	A	Princeton	42 54					297	N	Ball St.	69 66				
				52	H	Central Mich.	52 67					77	N	Missouri	51 65				
				163	A	Harvard	72 67					145	A	Drexel	56 52				
				49	N	Texas	55 56												
				127	A	Providence	48 44												
				59	A	Bucknell I	58 75												

Non-Div I Games:

Qui nni pi ac

Average RPI	Win:	237	WON-LOST	WINNING	LAST 10	STRENGTH OF	OPP. STRENGTH	TEAM	ADJ.	CONF.	ADJ CONF.
Average RPI	Loss:	54	RECORD	PCT. RANK	GAMES	SCHEDULE	OF SCHEDULE	RPI	RPI	RPI	RPI
DIV. I ONLY		4- 3		133	1- 0	115	104	93	93	29	29
DIV. I NON-CONF.		4- 3		133	1- 0	115	104	93	93	29	29

TOTALS	RPI 1-25		RPI 26-50		W-L RECORDS	RPI 51-100		RPI 101-150		RPI 150+	
4- 3	0- 1		0- 1		OVERALL	0- 0		1- 1		3- 0	
2- 0	0- 0		0- 0		HOME	0- 0		0- 0		2- 0	
1- 2	0- 1		0- 1		AWAY	0- 0		1- 0		0- 0	
1- 1	0- 0		0- 0		NEUTRAL	0- 0		0- 1		1- 0	
4- 3	0- 1		0- 1		NON-CONFERENCE	0- 0		1- 1		3- 0	
2- 0	0- 0		0- 0		HOME	0- 0		0- 0		2- 0	
1- 2	0- 1		0- 1		AWAY	0- 0		1- 0		0- 0	
1- 1	0- 0		0- 0		NEUTRAL	0- 0		0- 1		1- 0	
0- 0	0- 0		0- 0		CONFERENCE	0- 0		0- 0		0- 0	
0- 0	0- 0		0- 0		HOME	0- 0		0- 0		0- 0	
0- 0	0- 0		0- 0		AWAY	0- 0		0- 0		0- 0	
0- 0	0- 0		0- 0		NEUTRAL	0- 0		0- 0		0- 0	

RPI 1-25				RPI 26-50				RPI 51-100				RPI 101+			
RPI	S	Opponent	Score	RPI	S	Opponent	Score	RPI	S	Opponent	Score	RPI	S	Opponent	Score
4	A	NC State	58 75	38	A	Virginia Tech	44 55					121	N	Nebraska	39 77
												149	A	Virginia	57 44
												216	N	Temple	56 50
												284	H	ETSU	79 64
												298	H	South Carolina St.	61 31

Team's RPI: 93															
LAST 12 Division I GAMES:															
284	H	ETSU	79 64	149	A	Virginia	57 44								
298	H	South Carolina St.	61 31	38	A	Virginia Tech	44 55								
				121	N	Nebraska	39 77								
				216	N	Temple	56 50								
				4	A	NC State	58 75								

Non-Div I Games:

Radford

Average RPI Win: 223		WON-LOST	WINNING	LAST 10	STRENGTH OF		OPP. STRENGTH	TEAM	ADJ.	CONF.	ADJ CONF.
Average RPI Loss: 94		RECORD	PCT. RANK	GAMES	SCHEDULE		OF SCHEDULE	RPI	RPI	RPI	RPI
DIV. I ONLY		5- 4	145	1- 0	100		169	107	107	16	16
DIV. I NON-CONF.		5- 4	145	1- 0	100		169	107	107	16	16

TOTALS		RPI 1-25		RPI 26-50	W-L RECORDS		RPI 51-100	RPI 101-150		RPI 150+	
5- 4		0- 1		0- 1	OVERALL		0- 0	1- 1		4- 1	
3- 1		0- 0		0- 0	HOME		0- 0	1- 1		2- 0	
2- 3		0- 1		0- 1	AWAY		0- 0	0- 0		2- 1	
0- 0		0- 0		0- 0	NEUTRAL		0- 0	0- 0		0- 0	
5- 4		0- 1		0- 1	NON-CONFERENCE		0- 0	1- 1		4- 1	
3- 1		0- 0		0- 0	HOME		0- 0	1- 1		2- 0	
2- 3		0- 1		0- 1	AWAY		0- 0	0- 0		2- 1	
0- 0		0- 0		0- 0	NEUTRAL		0- 0	0- 0		0- 0	
0- 0		0- 0		0- 0	CONFERENCE		0- 0	0- 0		0- 0	
0- 0		0- 0		0- 0	HOME		0- 0	0- 0		0- 0	
0- 0		0- 0		0- 0	AWAY		0- 0	0- 0		0- 0	
0- 0		0- 0		0- 0	NEUTRAL		0- 0	0- 0		0- 0	

RPI 1-25				RPI 26-50				RPI 51-100				RPI 101+ Team's RPI: 107			
RPI	S	Opponent	Score	RPI	S	Opponent	Score	RPI	S	Opponent	Score	RPI	S	Opponent	Score
15	A	Kentucky	52 75	47	A	Clemson	67 80					116	H	Boston College	64 88
												127	H	Providence	72 65
												176	H	North Dakota	77 63
												197	A	Holy Cross	65 73
												229	H	Brown	72 67
												285	A	Robert Morris	46 41
												296	A	Vermont	61 58

LAST 12 Division I GAMES:															
229	H	Brown	72 67	176	H	North Dakota	77 63								
47	A	Clemson	67 80	197	A	Holy Cross	65 73								
15	A	Kentucky	52 75	296	A	Vermont	61 58								
127	H	Providence	72 65	285	A	Robert Morris	46 41								
				116	H	Boston College	64 88								

Non-Div I Games:

Rhode Island

Ri chmond				Through Games Of Dec. 9, 2018							
Average RPI	Win:	303	WON-LOST	WINNING	LAST 10	STRENGTH OF	OPP. STRENGTH	TEAM	ADJ.	CONF.	ADJ CONF.
Average RPI	Loss:	148	RECORD	PCT. RANK	GAMES	SCHEDULE	OF SCHEDULE	RPI	RPI	RPI	RPI
DIV. I ONLY		2- 7	275	1- 0	170	216	288	288	16	16	
DIV. I NON-CONF.		2- 7	275	1- 0	170	216	288	288	16	16	

TOTALS	RPI 1-25		RPI 26-50		W-L RECORDS	RPI 51-100		RPI 101-150		RPI 150+	
2- 7	0- 0		0- 2		OVERALL	0- 1		0- 0		2- 4	
2- 2	0- 0		0- 0		HOME	0- 0		0- 0		2- 2	
0- 4	0- 0		0- 1		AWAY	0- 1		0- 0		0- 2	
0- 1	0- 0		0- 1		NEUTRAL	0- 0		0- 0		0- 0	
2- 7	0- 0		0- 2		NON-CONFERENCE	0- 1		0- 0		2- 4	
2- 2	0- 0		0- 0		HOME	0- 0		0- 0		2- 2	
0- 4	0- 0		0- 1		AWAY	0- 1		0- 0		0- 2	
0- 1	0- 0		0- 1		NEUTRAL	0- 0		0- 0		0- 0	
0- 0	0- 0		0- 0		CONFERENCE	0- 0		0- 0		0- 0	
0- 0	0- 0		0- 0		HOME	0- 0		0- 0		0- 0	
0- 0	0- 0		0- 0		AWAY	0- 0		0- 0		0- 0	
0- 0	0- 0		0- 0		NEUTRAL	0- 0		0- 0		0- 0	

RPI 1-25				RPI 26-50				RPI 51-100				RPI 101+ Team's RPI: 288			
RPI	S	Opponent	Score	RPI	S	Opponent	Score	RPI	S	Opponent	Score	RPI	S	Opponent	Score
				34	A	UCF	48 70	96	A	Wake Forest	48 62	173	H	Georgetown	53 73
				38	N	Vi rgini a Tech	57 85					188	A	William & Mary	55 65
												248	A	Fla. Atlantic	55 69
												259	H	Fairfield	40 58
												273	H	Howard	67 60
												332	H	UMES	57 55
LAST 12 Division I GAMES:															
				332	H	UMES	57 55	273	H	Howard	67 60				
				96	A	Wake Forest	48 62	188	A	William & Mary	55 65				
				259	H	Fairfield	40 58	38	N	Vi rgini a Tech	57 85				
				173	H	Georgetown	53 73	34	A	UCF	48 70				
								248	A	Fla. Atlantic	55 69				

Non-Div I Games:

Ri chmond

Average RPI	Win:	275	WON-LOST	WINNING	LAST 10	STRENGTH OF	OPP. STRENGTH	TEAM	ADJ.	CONF.	ADJ CONF.
Average RPI	Loss:	194	RECORD	PCT. RANK	GAMES	SCHEDULE	OF SCHEDULE	RPI	RPI	RPI	RPI
DIV. I ONLY		4- 5		192	0- 1	259	272	247	247	28	28
DIV. I NON-CONF.		4- 5		192	0- 1	259	272	247	247	28	28

TOTALS	RPI 1-25		RPI 26-50		W-L RECORDS	RPI 51-100		RPI 101-150		RPI 150+	
4- 5	0- 0		0- 0		OVERALL	0- 0		0- 1		4- 4	
2- 2	0- 0		0- 0		HOME	0- 0		0- 0		2- 2	
2- 2	0- 0		0- 0		AWAY	0- 0		0- 0		2- 2	
0- 1	0- 0		0- 0		NEUTRAL	0- 0		0- 1		0- 0	
4- 5	0- 0		0- 0		NON-CONFERENCE	0- 0		0- 1		4- 4	
2- 2	0- 0		0- 0		HOME	0- 0		0- 0		2- 2	
2- 2	0- 0		0- 0		AWAY	0- 0		0- 0		2- 2	
0- 1	0- 0		0- 0		NEUTRAL	0- 0		0- 1		0- 0	
0- 0	0- 0		0- 0		CONFERENCE	0- 0		0- 0		0- 0	
0- 0	0- 0		0- 0		HOME	0- 0		0- 0		0- 0	
0- 0	0- 0		0- 0		AWAY	0- 0		0- 0		0- 0	
0- 0	0- 0		0- 0		NEUTRAL	0- 0		0- 0		0- 0	

RPI 1-25				RPI 26-50				RPI 51-100				RPI 101+ Team's RPI: 247			
RPI	S	Opponent	Score	RPI	S	Opponent	Score	RPI	S	Opponent	Score	RPI	S	Opponent	Score
												116	N	Boston College	61 112
												158	H	Mt. St. Mary's	85 67
												180	H	Navy	60 66
												182	H	Princeton	65 89
												197	A	Holy Cross	61 71
												296	A	Vermont	49 54
												299	A	Binghamton	62 57
												301	A	Saint Joseph's	56 54
												340	H	NJIT	67 46

LAST 12 Division I GAMES:															
116	N	Boston College	61 112	180	H	Navy	60 66	340	H	NJIT	67 46	301	A	Saint Joseph's	56 54
299	A	Binghamton	62 57	158	H	Mt. St. Mary's	85 67	197	A	Holy Cross	61 71	296	A	Vermont	49 54
182	H	Princeton	65 89												

Non-Div I Games:

Ri der

Average RPI Win:	305	WON-LOST	WINNING	LAST 10	STRENGTH OF	OPP. STRENGTH	TEAM	ADJ.	CONF.	ADJ CONF.
Average RPI Loss:	117	RECORD	PCT. RANK	GAMES	SCHEDULE	OF SCHEDULE	RPI	RPI	RPI	RPI
DIV. I ONLY	1- 7	307	0- 1	143	120	285	285	31	31	
DIV. I NON-CONF.	1- 7	307	0- 1	143	120	285	285	31	31	

TOTALS	RPI 1-25	RPI 26-50	W-L RECORDS	RPI 51-100	RPI 101-150	RPI 150+				
1- 7	0- 1	0- 0	OVERALL	0- 1	0- 3	1- 2				
1- 2	0- 0	0- 0	HOME	0- 0	0- 1	1- 1				
0- 4	0- 1	0- 0	AWAY	0- 1	0- 2	0- 0				
0- 1	0- 0	0- 0	NEUTRAL	0- 0	0- 0	0- 1				
1- 7	0- 1	0- 0	NON-CONFERENCE	0- 1	0- 3	1- 2				
1- 2	0- 0	0- 0	HOME	0- 0	0- 1	1- 1				
0- 4	0- 1	0- 0	AWAY	0- 1	0- 2	0- 0				
0- 1	0- 0	0- 0	NEUTRAL	0- 0	0- 0	0- 1				
0- 0	0- 0	0- 0	CONFERENCE	0- 0	0- 0	0- 0				
0- 0	0- 0	0- 0	HOME	0- 0	0- 0	0- 0				
0- 0	0- 0	0- 0	AWAY	0- 0	0- 0	0- 0				
0- 0	0- 0	0- 0	NEUTRAL	0- 0	0- 0	0- 0				

RPI 1-25				RPI 26-50				RPI 51-100				RPI 101+				Team's RPI: 285
RPI	S	Opponent	Score	RPI	S	Opponent	Score	RPI	S	Opponent	Score	RPI	S	Opponent	Score	
24	A	Iowa	63 92					66	A	Loyola Marymount	53 61	107	H	Rhode Island	41 46	
												142	A	Bowling Green	60 61	
												144	A	Youngstown St.	59 69	
												165	H	Kent St.	46 54	
												170	N	SMU	55 60	
												305	H	La Salle	67 39	
LAST 12 Division I GAMES:																
				66	A	Loyola Marymount	53 61	107	H	Rhode Island	41 46					
				165	H	Kent St.	46 54	305	H	La Salle	67 39					
				24	A	Iowa	63 92	144	A	Youngstown St.	59 69					
				170	N	SMU	55 60									
				142	A	Bowling Green	60 61									

Non-Div I Games:

Robert Morris

Average RPI Win: 233

Average RPI Loss: 21

WON-LOST
RECORDWINNING
PCT. RANKLAST 10
GAMESSTRENGTH OF
SCHEDULEOPP. STRENGTH
OF SCHEDULETEAM
RPIADJ.
RPICONF.
RPIADJ CONF.
RPIDIV. I ONLY
DIV. I NON-CONF.6- 3
6- 398
981- 0
1- 1128
128158
15898
9898
983
33
3

TOTALS

RPI 1-25

RPI 26-50

W-L RECORDS

RPI 51-100

RPI 101-150

RPI 150+

6- 3
4- 0
1- 1
1- 20- 2
0- 0
0- 0
0- 20- 1
0- 0
0- 1
0- 0OVERALL
HOME
AWAY
NEUTRAL0- 0
0- 0
0- 0
0- 01- 0
1- 0
0- 0
0- 05- 0
3- 0
1- 0
1- 06- 3
4- 0
1- 1
1- 20- 2
0- 0
0- 0
0- 20- 1
0- 0
0- 1
0- 0NON-CONFERENCE
HOME
AWAY
NEUTRAL0- 0
0- 0
0- 0
0- 01- 0
1- 0
0- 0
0- 05- 0
3- 0
1- 0
1- 00- 0
0- 0
0- 0
0- 00- 0
0- 0
0- 0
0- 00- 0
0- 0
0- 0
0- 0CONFERENCE
HOME
AWAY
NEUTRAL0- 0
0- 0
0- 0
0- 00- 0
0- 0
0- 0
0- 00- 0
0- 0
0- 0
0- 0

RPI 1-25

RPI 26-50

RPI 51-100 Team's RPI: 98

RPI 101+

RPI	S	Opponent	Score
9	N	Drake	59 69
16	N	Gonzaga	40 57

RPI	S	Opponent	Score
38	A	Virginia Tech	51 67

RPI	S	Opponent	Score

RPI	S	Opponent	Score
102	H	Stony Brook	61 47
163	A	Harvard	60 49
244	H	Saint Francis (PA)	96 52
266	H	Central Conn. St.	73 44
284	N	ETSU	68 44
341	H	Albany (NY)	65 39

LAST 12 Division I GAMES:

38	A	Virginia Tech	51	67	284	N	ETSU	68	44
9	N	Drake	59	69	16	N	Gonzaga	40	57
341	H	Albany (NY)	65	39	163	A	Harvard	60	49
266	H	Central Conn. St.	73	44					
102	H	Stony Brook	61	47					
244	H	Saint Francis (PA)	96	52					

Non-Div I Games:

Rutgers

Average RPI Win:	175	WON-LOST	WINNING	LAST 10	STRENGTH OF	OPP. STRENGTH	TEAM	ADJ.	CONF.	ADJ CONF.
Average RPI Loss:	103	RECORD	PCT. RANK	GAMES	SCHEDULE	OF SCHEDULE	RPI	RPI	RPI	RPI
DIV. I ONLY	4- 2	98	1- 0	150	150	89	89	23	23	
DIV. I NON-CONF.	4- 2	98	1- 0	150	150	89	89	23	23	
<hr/>										
TOTALS	RPI 1-25	RPI 26-50	W-L RECORDS	RPI 51-100	RPI 101-150	RPI 150+				
4- 2	0- 1	0- 0	OVERALL	0- 0	3- 0	1- 1				
3- 0	0- 0	0- 0	HOME	0- 0	2- 0	1- 0				
0- 2	0- 1	0- 0	AWAY	0- 0	0- 0	0- 1				
1- 0	0- 0	0- 0	NEUTRAL	0- 0	1- 0	0- 0				
4- 2	0- 1	0- 0	NON-CONFERENCE	0- 0	3- 0	1- 1				
3- 0	0- 0	0- 0	HOME	0- 0	2- 0	1- 0				
0- 2	0- 1	0- 0	AWAY	0- 0	0- 0	0- 1				
1- 0	0- 0	0- 0	NEUTRAL	0- 0	1- 0	0- 0				
0- 0	0- 0	0- 0	CONFERENCE	0- 0	0- 0	0- 0				
0- 0	0- 0	0- 0	HOME	0- 0	0- 0	0- 0				
0- 0	0- 0	0- 0	AWAY	0- 0	0- 0	0- 0				
0- 0	0- 0	0- 0	NEUTRAL	0- 0	0- 0	0- 0				

S
F
AS
F
A

RPI 1-25				RPI 26-50				RPI 51-100				Team's RPI: 89				RPI 101+			
RPI	S	Opponent	Score	RPI	S	Opponent	Score	RPI	S	Opponent	Score	RPI	S	Opponent	Score	RPI	S	Opponent	Score
14	A	Miami (FL)	60 81													106	H	Montana St.	60 53
																120	H	Tulsa	76 34
																135	N	Yale	67 57
																191	A	Texas Tech	69 77
																339	H	Morgan St.	69 42
LAST 12 Division I GAMES:																			
								135	N	Yale	67 57								
								106	H	Montana St.	60 53								
								191	A	Texas Tech	69 77								
								120	H	Tulsa	76 34								
								339	H	Morgan St.	69 42								
								14	A	Miami (FL)	60 81								

Non-Div I Games: Wiley 97 38 Our Lady of the Lake 93 77

SFA

S I U E

S
I
U
E

SI UE

Average RPI Win: 226
Average RPI Loss: 165

WON-LOST
RECORD

WINNING
PCT. RANK

LAST 10
GAMES

STRENGTH OF
SCHEDULE

OPP. STRENGTH
OF SCHEDULE

TEAM
RPI

ADJ.
RPI

CONF.
RPI

ADJ CONF.
RPI

DIV. I ONLY	2- 3	207	0- 1	201	279	267	267	11	11
DIV. I NON-CONF.	2- 3	207	0- 1	201	279	267	267	11	11
<hr/>									
TOTALS	RPI 1-25	RPI 26-50	W-L RECORDS	RPI 51-100	RPI 101-150	RPI 150+			
2- 3	0- 0	0- 0	OVERALL	0- 0	1- 2	1- 1			
1- 2	0- 0	0- 0	HOME	0- 0	0- 1	1- 1			
0- 0	0- 0	0- 0	AWAY	0- 0	0- 0	0- 0			
1- 1	0- 0	0- 0	NEUTRAL	0- 0	1- 1	0- 0			
2- 3	0- 0	0- 0	NON-CONFERENCE	0- 0	1- 2	1- 1			
1- 2	0- 0	0- 0	HOME	0- 0	0- 1	1- 1			
0- 0	0- 0	0- 0	AWAY	0- 0	0- 0	0- 0			
1- 1	0- 0	0- 0	NEUTRAL	0- 0	1- 1	0- 0			
0- 0	0- 0	0- 0	CONFERENCE	0- 0	0- 0	0- 0			
0- 0	0- 0	0- 0	HOME	0- 0	0- 0	0- 0			
0- 0	0- 0	0- 0	AWAY	0- 0	0- 0	0- 0			
0- 0	0- 0	0- 0	NEUTRAL	0- 0	0- 0	0- 0			

RPI 1-25				RPI 26-50				RPI 51-100				RPI 101+ Team's RPI: 267			
RPI	S	Opponent	Score	RPI	S	Opponent	Score	RPI	S	Opponent	Score	RPI	S	Opponent	Score
												113	H	UC Davi s	60 109
												137	N	Illi noi s	109 107
												139	N	Pepperdi ne	97 113
												242	H	San Franci sco	75 86
												314	H	Cal Poly	88 85
<hr/>															
LAST 12 Division I GAMES:															
				113	H	UC Davi s	60 109	137	N	Illi noi s	109 107				
				242	H	San Franci sco	75 86	139	N	Pepperdi ne	97 113				
								314	H	Cal Poly	88 85				

Non-Div I Games: Antelope Valley 86 80

Sacramento St.

Average RPI Win:	266	WON-LOST	WINNING	LAST 10	STRENGTH OF	OPP. STRENGTH	TEAM	ADJ.	CONF.	ADJ CONF.
Average RPI Loss:	152	RECORD	PCT. RANK	GAMES	SCHEDULE	OF SCHEDULE	RPI	RPI	RPI	RPI
DIV. I ONLY	3- 5	218	0- 1	160	252	210	210	31	31	
DIV. I NON-CONF.	3- 5	218	0- 1	160	252	210	210	31	31	

TOTALS	RPI 1-25	RPI 26-50	W-L RECORDS	RPI 51-100	RPI 101-150	RPI 150+				
3- 5	0- 0	0- 0	OVERALL	0- 0	0- 2	3- 3				
1- 2	0- 0	0- 0	HOME	0- 0	0- 1	1- 1				
2- 3	0- 0	0- 0	AWAY	0- 0	0- 1	2- 2				
0- 0	0- 0	0- 0	NEUTRAL	0- 0	0- 0	0- 0				
3- 5	0- 0	0- 0	NON-CONFERENCE	0- 0	0- 2	3- 3				
1- 2	0- 0	0- 0	HOME	0- 0	0- 1	1- 1				
2- 3	0- 0	0- 0	AWAY	0- 0	0- 1	2- 2				
0- 0	0- 0	0- 0	NEUTRAL	0- 0	0- 0	0- 0				
0- 0	0- 0	0- 0	CONFERENCE	0- 0	0- 0	0- 0				
0- 0	0- 0	0- 0	HOME	0- 0	0- 0	0- 0				
0- 0	0- 0	0- 0	AWAY	0- 0	0- 0	0- 0				
0- 0	0- 0	0- 0	NEUTRAL	0- 0	0- 0	0- 0				

RPI 1-25				RPI 26-50				RPI 51-100				RPI 101+				Team's RPI: 210
RPI	S	Opponent	Score	RPI	S	Opponent	Score	RPI	S	Opponent	Score	RPI	S	Opponent	Score	
												102	H	Stony Brook	58	73
												127	A	Providence	52	62
												155	A	Lehigh	66	70
												168	H	Monmouth	50	55
												206	A	Massachusetts	61	78
												253	A	Hofstra	70	64
												255	A	New Hampshire	71	60
												289	H	Siena	72	50

LAST 12 Division I GAMES:																
				168	H	Monmouth	50	55				155	A	Lehigh	66	70
				127	A	Providence	52	62				102	H	Stony Brook	58	73
				255	A	New Hampshire	71	60				253	A	Hofstra	70	64
				289	H	Siena	72	50								
				206	A	Massachusetts	61	78								

Non-Div I Games:

Sacred Heart

Average RPI Win:	351	WON-LOST	WINNING	LAST 10	STRENGTH OF	OPP. STRENGTH	TEAM	ADJ.	CONF.	ADJ CONF.
Average RPI Loss:	112	RECORD	PCT. RANK	GAMES	SCHEDULE	OF SCHEDULE	RPI	RPI	RPI	RPI
DIV. I ONLY	1- 6	301	0- 1	98	277	244	244	31	31	
DIV. I NON-CONF.	1- 6	301	0- 1	98	277	244	244	31	31	

TOTALS	RPI 1-25	RPI 26-50	W-L RECORDS	RPI 51-100	RPI 101-150	RPI 150+				
1- 6	0- 1	0- 1	OVERALL	0- 2	0- 1	1- 1				
0- 2	0- 0	0- 1	HOME	0- 1	0- 0	0- 0				
1- 4	0- 1	0- 0	AWAY	0- 1	0- 1	1- 1				
0- 0	0- 0	0- 0	NEUTRAL	0- 0	0- 0	0- 0				
1- 6	0- 1	0- 1	NON-CONFERENCE	0- 2	0- 1	1- 1				
0- 2	0- 0	0- 1	HOME	0- 1	0- 0	0- 0				
1- 4	0- 1	0- 0	AWAY	0- 1	0- 1	1- 1				
0- 0	0- 0	0- 0	NEUTRAL	0- 0	0- 0	0- 0				
0- 0	0- 0	0- 0	CONFERENCE	0- 0	0- 0	0- 0				
0- 0	0- 0	0- 0	HOME	0- 0	0- 0	0- 0				
0- 0	0- 0	0- 0	AWAY	0- 0	0- 0	0- 0				
0- 0	0- 0	0- 0	NEUTRAL	0- 0	0- 0	0- 0				

RPI 1-25				RPI 26-50				RPI 51-100				RPI 101+ Team's RPI: 244			
RPI	S	Opponent	Score	RPI	S	Opponent	Score	RPI	S	Opponent	Score	RPI	S	Opponent	Score
13	A	Bayl or	58 116	28	H	Duquesne	73 93	87	H	FGCU	69 83	144	A	Youngstown St.	56 80
								98	A	Rutgers	52 96	300	A	Liberty	53 82
												351	A	Longwood	91 88
LAST 12 Division I GAMES:															
144	A	Youngstown St.	56 80	87	H	FGCU	69 83	351	A	Longwood	91 88	28	H	Duquesne	73 93
				300	A	Liberty	53 82	13	A	Bayl or	58 116	98	A	Rutgers	52 96

Non-Div I Games: Seton Hill 86 74

Saint Francis (PA)

Average RPI Win:	306	WON-LOST	WINNING	LAST 10	STRENGTH OF	OPP. STRENGTH	TEAM	ADJ.	CONF.	ADJ CONF.
Average RPI Loss:	138	RECORD	PCT. RANK	GAMES	SCHEDULE	OF SCHEDULE	RPI	RPI	RPI	RPI
DIV. I ONLY	3- 6	238	1- 0	225	255	301	301	16	16	
DIV. I NON-CONF.	3- 6	238	1- 0	225	255	301	301	16	16	

TOTALS	RPI 1-25	RPI 26-50	W-L RECORDS	RPI 51-100	RPI 101-150	RPI 150+				
3- 6	0- 0	0- 1	OVERALL	0- 1	0- 2	3- 2				
3- 4	0- 0	0- 1	HOME	0- 1	0- 0	3- 2				
0- 2	0- 0	0- 0	AWAY	0- 0	0- 2	0- 0				
0- 0	0- 0	0- 0	NEUTRAL	0- 0	0- 0	0- 0				
3- 6	0- 0	0- 1	NON-CONFERENCE	0- 1	0- 2	3- 2				
3- 4	0- 0	0- 1	HOME	0- 1	0- 0	3- 2				
0- 2	0- 0	0- 0	AWAY	0- 0	0- 2	0- 0				
0- 0	0- 0	0- 0	NEUTRAL	0- 0	0- 0	0- 0				
0- 0	0- 0	0- 0	CONFERENCE	0- 0	0- 0	0- 0				
0- 0	0- 0	0- 0	HOME	0- 0	0- 0	0- 0				
0- 0	0- 0	0- 0	AWAY	0- 0	0- 0	0- 0				
0- 0	0- 0	0- 0	NEUTRAL	0- 0	0- 0	0- 0				

RPI 1-25				RPI 26-50				RPI 51-100				RPI 101+				Team's RPI: 301	
RPI	S	Opponent	Score	RPI	S	Opponent	Score	RPI	S	Opponent	Score	RPI	S	Opponent	Score		
				41	H	Auburn	70 81										
								56	H	Villanova	35 47	122	A	Penn	45 65		
												145	A	Drexel	34 51		
												216	H	Temple	52 58		
												247	H	Rider	54 56		
												279	H	Columbia	68 61		
												308	H	Niagara	68 54		
												330	H	Loyola Maryland	49 46		
LAST 12 Division I GAMES:																	
				330	H	Loyola Maryland	49 46					122	A	Penn	45 65		
				41	H	Auburn	70 81					145	A	Drexel	34 51		
				56	H	Villanova	35 47					216	H	Temple	52 58		
				279	H	Columbia	68 61										
				247	H	Rider	54 56										
				308	H	Niagara	68 54										

Non-Div I Games:

Saint Joseph's

Average RPI Win:	196	WON-LOST	WINNING	LAST 10	STRENGTH OF	OPP. STRENGTH	TEAM	ADJ.	CONF.	ADJ CONF.
Average RPI Loss:	100	RECORD	PCT. RANK	GAMES	SCHEDULE	OF SCHEDULE	RPI	RPI	RPI	RPI
DIV. I ONLY	4- 6	207	0- 1	133	66	189	189	16	16	
DIV. I NON-CONF.	4- 6	207	0- 1	133	66	189	189	16	16	

TOTALS	RPI 1-25	RPI 26-50	W-L RECORDS	RPI 51-100	RPI 101-150	RPI 150+				
4- 6	0- 1	0- 0	OVERALL	0- 2	1- 2	3- 1				
2- 4	0- 1	0- 0	HOME	0- 1	0- 1	2- 1				
2- 1	0- 0	0- 0	AWAY	0- 0	1- 1	1- 0				
0- 1	0- 0	0- 0	NEUTRAL	0- 1	0- 0	0- 0				
4- 6	0- 1	0- 0	NON-CONFERENCE	0- 2	1- 2	3- 1				
2- 4	0- 1	0- 0	HOME	0- 1	0- 1	2- 1				
2- 1	0- 0	0- 0	AWAY	0- 0	1- 1	1- 0				
0- 1	0- 0	0- 0	NEUTRAL	0- 1	0- 0	0- 0				
0- 0	0- 0	0- 0	CONFERENCE	0- 0	0- 0	0- 0				
0- 0	0- 0	0- 0	HOME	0- 0	0- 0	0- 0				
0- 0	0- 0	0- 0	AWAY	0- 0	0- 0	0- 0				
0- 0	0- 0	0- 0	NEUTRAL	0- 0	0- 0	0- 0				

RPI 1-25				RPI 26-50				RPI 51-100				RPI 101+ Team's RPI: 189			
RPI	S	Opponent	Score	RPI	S	Opponent	Score	RPI	S	Opponent	Score	RPI	S	Opponent	Score
3	H	UConn	42 98					77	H	Missouri	62 74	120	A	Tulsa	75 86
								90	N	Chattanooga	61 71	125	H	Indiana St.	56 60
												149	A	Virginia	67 65
												162	H	Southern Ill.	62 58
												187	H	Cincinnati	50 51
												212	H	SIUE	63 56
												262	A	Eastern Ky.	70 43
LAST 12 Division I GAMES:															
162	H	Southern Ill.	62 58	77	H	Missouri	62 74	3	H	UConn	42 98				
149	A	Virginia	67 65	212	H	SIUE	63 56								
90	N	Chattanooga	61 71	262	A	Eastern Ky.	70 43								
120	A	Tulsa	75 86												
187	H	Cincinnati	50 51												
125	H	Indiana St.	56 60												

Non-Div I Games:

Saint Louis

Average RPI	Win:	205	WON-LOST	WINNING	LAST 10	STRENGTH OF	OPP. STRENGTH	TEAM	ADJ.	CONF.	ADJ CONF.
Average RPI	Loss:	22	RECORD	PCT. RANK	GAMES	SCHEDULE	OF SCHEDULE	RPI	RPI	RPI	RPI
DIV. I ONLY		5- 3		114	0- 1	40	80	44	44	7	7
DIV. I NON-CONF.		5- 3		114	0- 1	40	80	44	44	7	7

TOTALS	RPI 1-25		RPI 26-50		W-L RECORDS	RPI 51-100		RPI 101-150		RPI 150+	
5- 3	0- 2		1- 0		OVERALL	0- 1		0- 0		4- 0	
2- 2	0- 2		1- 0		HOME	0- 0		0- 0		1- 0	
3- 1	0- 0		0- 0		AWAY	0- 1		0- 0		3- 0	
0- 0	0- 0		0- 0		NEUTRAL	0- 0		0- 0		0- 0	
5- 3	0- 2		1- 0		NON-CONFERENCE	0- 1		0- 0		4- 0	
2- 2	0- 2		1- 0		HOME	0- 0		0- 0		1- 0	
3- 1	0- 0		0- 0		AWAY	0- 1		0- 0		3- 0	
0- 0	0- 0		0- 0		NEUTRAL	0- 0		0- 0		0- 0	
0- 0	0- 0		0- 0		CONFERENCE	0- 0		0- 0		0- 0	
0- 0	0- 0		0- 0		HOME	0- 0		0- 0		0- 0	
0- 0	0- 0		0- 0		AWAY	0- 0		0- 0		0- 0	
0- 0	0- 0		0- 0		NEUTRAL	0- 0		0- 0		0- 0	

RPI 1-25				RPI 26-50				Team's RPI: 44				RPI 51-100				RPI 101+			
RPI	S	Opponent	Score	RPI	S	Opponent	Score	RPI	S	Opponent	Score	RPI	S	Opponent	Score	RPI	S	Opponent	Score
2	H	Cal i forni a	78 81	42	H	Wyomi ng	90 84	54	A	Oregon St.	56 89	184	H	Mi l waukee	73 71				
10	H	Oregon	55 79									185	A	Washi ngton St.	70 64				
												302	A	UC Santa Barbara	80 55				
												314	A	Cal Poly	69 51				

LAST 12 Division I GAMES:																			
54	A	Oregon St.	56 89	2	H	Cal i forni a	78 81	314	A	Cal Poly	69 51	302	A	UC Santa Barbara	80 55	10	H	Oregon	55 79
185	A	Washington St.	70 64	42	H	Wyomi ng	90 84	184	H	Mi l waukee	73 71								

Non-Div I Games:

Saint Mary's (CA)

Average RPI Win:	335	WON-LOST	WINNING	LAST 10	STRENGTH OF	OPP. STRENGTH	TEAM	ADJ.	CONF.	ADJ CONF.
Average RPI Loss:	172	RECORD	PCT. RANK	GAMES	SCHEDULE	OF SCHEDULE	RPI	RPI	RPI	RPI
DIV. I ONLY	4- 5	192	0- 1	284	339	280	280	28	28	
DIV. I NON-CONF.	4- 5	192	0- 1	284	339	280	280	28	28	

TOTALS	RPI 1-25	RPI 26-50	W-L RECORDS	RPI 51-100	RPI 101-150	RPI 150+				
4- 5	0- 0	0- 0	OVERALL	0- 0	0- 3	4- 2				
3- 1	0- 0	0- 0	HOME	0- 0	0- 0	3- 1				
1- 4	0- 0	0- 0	AWAY	0- 0	0- 3	1- 1				
0- 0	0- 0	0- 0	NEUTRAL	0- 0	0- 0	0- 0				
4- 5	0- 0	0- 0	NON-CONFERENCE	0- 0	0- 3	4- 2				
3- 1	0- 0	0- 0	HOME	0- 0	0- 0	3- 1				
1- 4	0- 0	0- 0	AWAY	0- 0	0- 3	1- 1				
0- 0	0- 0	0- 0	NEUTRAL	0- 0	0- 0	0- 0				
0- 0	0- 0	0- 0	CONFERENCE	0- 0	0- 0	0- 0				
0- 0	0- 0	0- 0	HOME	0- 0	0- 0	0- 0				
0- 0	0- 0	0- 0	AWAY	0- 0	0- 0	0- 0				
0- 0	0- 0	0- 0	NEUTRAL	0- 0	0- 0	0- 0				

RPI 1-25				RPI 26-50				RPI 51-100				RPI 101+				Team's RPI: 280
RPI	S	Opponent	Score	RPI	S	Opponent	Score	RPI	S	Opponent	Score	RPI	S	Opponent	Score	
												114	A	Seton Hall	47	90
												116	A	Boston College	57	89
												135	A	Yale	56	72
												186	H	Cal St. Fullerton	45	69
												309	A	UMass Lowell	57	59
												313	A	Lafayette	62	60
												336	H	Wagner	69	57
												340	H	NJIT	70	57
												349	H	LIU Brooklyn	86	59

LAST 12 Division I GAMES:																
				186	H	Cal St. Fullerton	45	69	336	H	Wagner	69	57			
				135	A	Yale	56	72	313	A	Lafayette	62	60			
				114	A	Seton Hall	47	90	349	H	LIU Brooklyn	86	59			
									116	A	Boston College	57	89			
									309	A	UMass Lowell	57	59			
									340	H	NJIT	70	57			

Non-Div I Games:

Saint Peter's

Average RPI Win: 290		WON-LOST RECORD		WINNING PCT. RANK		LAST 10 GAMES		STRENGTH OF SCHEDULE		OPP. STRENGTH OF SCHEDULE		TEAM RPI		ADJ. RPI		CONF. RPI		ADJ CONF. RPI	
Average RPI Loss: 157																			
DIV. I ONLY		2- 3		207		1- 0		92		321		131		131		23		23	
DIV. I NON-CONF.		2- 3		207		1- 0		92		321		131		131		23		23	

TOTALS		RPI 1-25		RPI 26-50		W-L RECORDS		RPI 51-100		RPI 101-150		RPI 150+							
2- 3		0- 0		0- 1		OVERALL		0- 0		0- 0		2- 2							
0- 0		0- 0		0- 0		HOME		0- 0		0- 0		0- 0							
2- 2		0- 0		0- 1		AWAY		0- 0		0- 0		2- 1							
0- 1		0- 0		0- 0		NEUTRAL		0- 0		0- 0		0- 1							
2- 3		0- 0		0- 1		NON-CONFERENCE		0- 0		0- 0		2- 2							
0- 0		0- 0		0- 0		HOME		0- 0		0- 0		0- 0							
2- 2		0- 0		0- 1		AWAY		0- 0		0- 0		2- 1							
0- 1		0- 0		0- 0		NEUTRAL		0- 0		0- 0		0- 1							
0- 0		0- 0		0- 0		CONFERENCE		0- 0		0- 0		0- 0							
0- 0		0- 0		0- 0		HOME		0- 0		0- 0		0- 0							
0- 0		0- 0		0- 0		AWAY		0- 0		0- 0		0- 0							
0- 0		0- 0		0- 0		NEUTRAL		0- 0		0- 0		0- 0							

RPI 1-25				RPI 26-50				RPI 51-100				RPI 101+ Team's RPI: 131			
RPI	S	Opponent	Score	RPI	S	Opponent	Score	RPI	S	Opponent	Score	RPI	S	Opponent	Score
				37	A	LSU	52 66					202	N	Troy	79 84
												232	A	Wichita St.	55 63
												246	A	Southern Miss.	65 61
												334	A	Louisiana	68 62
LAST 12 Division I GAMES:															
				334	A	Louisiana	68 62								
				246	A	Southern Miss.	65 61								
				202	N	Troy	79 84								
				232	A	Wichita St.	55 63								
				37	A	LSU	52 66								

Non-Div I Games: UNKNOWN 94 46 Wiley 101 63 Jarvis Christian 100 55

Sam Houston St.

Average RPI Win: 273
Average RPI Loss: 176

WON-LOST
RECORD

WINNING
PCT. RANK

LAST 10
GAMES

STRENGTH OF
SCHEDULE

OPP. STRENGTH
OF SCHEDULE

TEAM
RPI

ADJ.
RPI

CONF.
RPI

ADJ CONF.
RPI

DIV. I ONLY	2- 7	275	0- 1	192	258	264	264	25	25
DIV. I NON-CONF.	2- 7	275	0- 1	192	258	264	264	25	25
TOTALS	RPI 1-25	RPI 26-50	W-L RECORDS	RPI 51-100	RPI 101-150	RPI 150+			
2- 7	0- 0	0- 0	OVERALL	0- 2	0- 0	2- 5			
1- 1	0- 0	0- 0	HOME	0- 0	0- 0	1- 1			
1- 6	0- 0	0- 0	AWAY	0- 2	0- 0	1- 4			
0- 0	0- 0	0- 0	NEUTRAL	0- 0	0- 0	0- 0			
2- 7	0- 0	0- 0	NON-CONFERENCE	0- 2	0- 0	2- 5			
1- 1	0- 0	0- 0	HOME	0- 0	0- 0	1- 1			
1- 6	0- 0	0- 0	AWAY	0- 2	0- 0	1- 4			
0- 0	0- 0	0- 0	NEUTRAL	0- 0	0- 0	0- 0			
0- 0	0- 0	0- 0	CONFERENCE	0- 0	0- 0	0- 0			
0- 0	0- 0	0- 0	HOME	0- 0	0- 0	0- 0			
0- 0	0- 0	0- 0	AWAY	0- 0	0- 0	0- 0			
0- 0	0- 0	0- 0	NEUTRAL	0- 0	0- 0	0- 0			

RPI 1-25				RPI 26-50				RPI 51-100				RPI 101+				Team's RPI: 264	
RPI	S	Opponent	Score	RPI	S	Opponent	Score	RPI	S	Opponent	Score	RPI	S	Opponent	Score		
								64	A	UT Martin	68	89	167	H	UAB	41	66
								97	A	Oklahoma St.	62	82	177	A	Hampton	57	64
													202	A	Troy	52	72
													239	A	Alabama St.	60	51
													246	A	Southern Miss.	40	76
													276	A	Memphis	48	53
													307	H	Presbyterian	75	54
LAST 12 Division I GAMES:																	
				276	A	Memphis	48	53					167	H	UAB	41	66
				202	A	Troy	52	72					307	H	Presbyterian	75	54
				64	A	UT Martin	68	89					177	A	Hampton	57	64
													97	A	Oklahoma St.	62	82
													246	A	Southern Miss.	40	76
													239	A	Alabama St.	60	51

Non-Div I Games:

Rhodes

71 54

Samford

Average RPI Win: 243

Average RPI Loss: 81

WON-LOST
RECORDWINNING
PCT. RANKLAST 10
GAMESSTRENGTH OF
SCHEDULEOPP. STRENGTH
OF SCHEDULETEAM
RPIADJ.
RPICONF.
RPIADJ CONF.
RPIDIV. I ONLY
DIV. I NON-CONF.5- 3
5- 3114
1141- 0
1- 0182
18271
71130
130130
1307
77
7

TOTALS

RPI 1-25

RPI 26-50

W-L RECORDS

RPI 51-100

RPI 101-150

RPI 150+

5- 3
4- 1
1- 2
0- 00- 2
0- 1
0- 1
0- 00- 0
0- 0
0- 0
0- 0OVERALL
HOME
AWAY
NEUTRAL0- 0
0- 0
0- 0
0- 00- 0
0- 0
0- 0
0- 05- 1
4- 0
1- 1
0- 05- 3
4- 1
1- 2
0- 00- 2
0- 1
0- 1
0- 00- 0
0- 0
0- 0
0- 0NON-CONFERENCE
HOME
AWAY
NEUTRAL0- 0
0- 0
0- 0
0- 00- 0
0- 0
0- 0
0- 05- 1
4- 0
1- 1
0- 00- 0
0- 0
0- 0
0- 00- 0
0- 0
0- 0
0- 00- 0
0- 0
0- 0
0- 0CONFERENCE
HOME
AWAY
NEUTRAL0- 0
0- 0
0- 0
0- 00- 0
0- 0
0- 0
0- 00- 0
0- 0
0- 0
0- 0

RPI 1-25

RPI 26-50

RPI 51-100

RPI 101+

Team's RPI: 130

RPI	S	Opponent	Score
2	H	Cal i forni a	53 70
17	A	Minnesota	48 53

RPI	S	Opponent	Score
-----	---	----------	-------

RPI	S	Opponent	Score
-----	---	----------	-------

RPI	S	Opponent	Score
153	H	San Diego St.	72 71
223	A	Southern Utah	59 69
233	H	Dartmouth	78 76
274	H	Hawai i	58 50
277	A	Long Beach St.	60 56
278	H	Cleveland St.	83 82

LAST 12 Division I GAMES:

277	A	Long Beach St.	60	56	278	H	Cleveland St.	83	82
233	H	Dartmouth	78	76	17	A	Minnesota	48	53
153	H	San Diego St.	72	71	274	H	Hawai i	58	50
2	H	Cal i forni a	53	70	223	A	Southern Utah	59	69

Non-Div I Games:

San Diego

Average RPI Win: 248

Average RPI Loss: 101

WON-LOST
RECORDWINNING
PCT. RANKLAST 10
GAMESSTRENGTH OF
SCHEDULEOPP. STRENGTH
OF SCHEDULETEAM
RPIADJ.
RPICONF.
RPIADJ CONF.
RPIDIV. I ONLY
DIV. I NON-CONF.5- 5
5- 5158
1580- 1
0- 1118
118218
218153
153153
1539
99
9

TOTALS

RPI 1-25

RPI 26-50

W-L RECORDS

RPI 51-100

RPI 101-150

RPI 150+

5- 5

0- 0

0- 1

OVERALL

0- 1

0- 3

5- 0

3- 2

0- 0

0- 1

HOME

0- 1

0- 0

3- 0

2- 3

0- 0

0- 0

AWAY

0- 0

0- 3

2- 0

0- 0

0- 0

0- 0

NEUTRAL

0- 0

0- 0

0- 0

5- 5

0- 0

0- 1

NON-CONFERENCE

0- 1

0- 3

5- 0

3- 2

0- 0

0- 1

HOME

0- 1

0- 0

3- 0

2- 3

0- 0

0- 0

AWAY

0- 0

0- 3

2- 0

0- 0

0- 0

0- 0

NEUTRAL

0- 0

0- 0

0- 0

0- 0

0- 0

0- 0

CONFERENCE

0- 0

0- 0

0- 0

0- 0

0- 0

0- 0

HOME

0- 0

0- 0

0- 0

0- 0

0- 0

0- 0

AWAY

0- 0

0- 0

0- 0

0- 0

0- 0

0- 0

NEUTRAL

0- 0

0- 0

0- 0

RPI 1-25

RPI 26-50

RPI 51-100

RPI 101+

Team's RPI: 153

RPI S Opponent Score

RPI S Opponent Score

RPI S Opponent Score

RPI S Opponent Score

43 H TCU 64 81

78 H Arizona 60 69

124 A Santa Clara 43 60

128 A CSUN 74 77

130 A San Diego 71 72

186 A Cal St. Fullerton 83 72

199 A UC Irvine 78 70

274 H Hawaii 58 57

290 H California Baptist 83 67

292 H Incarnate Word 81 38

LAST 12 Division I GAMES:

78 H Arizona 60 69

128 A CSUN 74 77

130 A San Diego 71 72

199 A UC Irvine 78 70

43 H TCU 64 81

124 A Santa Clara 43 60

290 H California Baptist 83 67

274 H Hawaii 58 57

292 H Incarnate Word 81 38

186 A Cal St. Fullerton 83 72

Non-Div I Games:

San Diego St.

Average RPI	Win:	269	WON-LOST	WINNING	LAST 10	STRENGTH OF	OPP. STRENGTH	TEAM	ADJ.	CONF.	ADJ CONF.
Average RPI	Loss:	128	RECORD	PCT. RANK	GAMES	SCHEDULE	OF SCHEDULE	RPI	RPI	RPI	RPI
DIV. I ONLY		3- 5		218	1- 0	261	123	242	242	7	7
DIV. I NON-CONF.		3- 5		218	1- 0	261	123	242	242	7	7

TOTALS	RPI 1-25		RPI 26-50		W-L RECORDS	RPI 51-100		RPI 101-150		RPI 150+	
3- 5	0- 1		0- 1		OVERALL	0- 0		0- 0		3- 3	
1- 2	0- 0		0- 1		HOME	0- 0		0- 0		1- 1	
1- 3	0- 1		0- 0		AWAY	0- 0		0- 0		1- 2	
1- 0	0- 0		0- 0		NEUTRAL	0- 0		0- 0		1- 0	
3- 5	0- 1		0- 1		NON-CONFERENCE	0- 0		0- 0		3- 3	
1- 2	0- 0		0- 1		HOME	0- 0		0- 0		1- 1	
1- 3	0- 1		0- 0		AWAY	0- 0		0- 0		1- 2	
1- 0	0- 0		0- 0		NEUTRAL	0- 0		0- 0		1- 0	
0- 0	0- 0		0- 0		CONFERENCE	0- 0		0- 0		0- 0	
0- 0	0- 0		0- 0		HOME	0- 0		0- 0		0- 0	
0- 0	0- 0		0- 0		AWAY	0- 0		0- 0		0- 0	
0- 0	0- 0		0- 0		NEUTRAL	0- 0		0- 0		0- 0	

RPI 1-25				RPI 26-50				RPI 51-100				RPI 101+ Team's RPI: 242			
RPI	S	Opponent	Score	RPI	S	Opponent	Score	RPI	S	Opponent	Score	RPI	S	Opponent	Score
21	A	Stanford	62 96	36	H	Northern Colo.	63 68					185	A	Washington St.	61 91
												195	H	UT Arlington	73 80
												201	A	Idaho	63 70
												227	H	San Jose St.	85 63
												267	A	Sacramento St.	86 75
												314	N	Cal Poly	65 62
LAST 12 Division I GAMES:															
				36	H	Northern Colo.	63 68	267	A	Sacramento St.	86 75				
				314	N	Cal Poly	65 62	201	A	Idaho	63 70				
				21	A	Stanford	62 96	185	A	Washington St.	61 91				
				227	H	San Jose St.	85 63	195	H	UT Arlington	73 80				

Non-Div I Games:

San Francisco

Average RPI Win: 269

Average RPI Loss: 123

WON-LOST
RECORDWINNING
PCT. RANKLAST 10
GAMESSTRENGTH OF
SCHEDULEOPP. STRENGTH
OF SCHEDULETEAM
RPIADJ.
RPICONF.
RPIADJ CONF.
RPIDIV. I ONLY
DIV. I NON-CONF.1- 6
1- 6301
3010- 1
0- 127
27307
307227
227227
2279
99
9

TOTALS

RPI 1-25

RPI 26-50

W-L RECORDS

RPI 51-100

RPI 101-150

RPI 150+

1- 6
1- 2
0- 4
0- 00- 1
0- 0
0- 1
0- 00- 0
0- 0
0- 0
0- 0OVERALL
HOME
AWAY
NEUTRAL0- 2
0- 1
0- 1
0- 00- 1
0- 0
0- 1
0- 01- 2
1- 1
0- 1
0- 01- 6
1- 2
0- 4
0- 00- 1
0- 0
0- 1
0- 00- 0
0- 0
0- 0
0- 0NON-CONFERENCE
HOME
AWAY
NEUTRAL0- 2
0- 1
0- 1
0- 00- 1
0- 0
0- 1
0- 01- 2
1- 1
0- 1
0- 00- 0
0- 0
0- 0
0- 00- 0
0- 0
0- 0
0- 00- 0
0- 0
0- 0
0- 0CONFERENCE
HOME
AWAY
NEUTRAL0- 0
0- 0
0- 0
0- 00- 0
0- 0
0- 0
0- 00- 0
0- 0
0- 0
0- 0

RPI 1-25

RPI 26-50

RPI 51-100

RPI 101+

Team's RPI: 227

RPI S Opponent Score
20 A Col orado 64 76

RPI S Opponent Score

RPI S Opponent Score
73 A Portland St. 51 80
85 H Paci fi c 67 91RPI S Opponent Score
121 A Nebraska 63 96
199 H UC Irvi ne 66 74
242 A San Franci sco 63 85
269 H CSU Bakersfi el d 82 72

LAST 12 Division I GAMES:

121 A Nebraska 63 96
20 A Col orado 64 76199 H UC Irvi ne 66 74
85 H Paci fi c 67 91
269 H CSU Bakersfi el d 82 72
73 A Portland St. 51 80
242 A San Franci sco 63 85

Non-Div I Games:

San Fran. St.

66

73

San Jose St.

Average RPI Win:	196	WON-LOST	WINNING	LAST 10	STRENGTH OF	OPP. STRENGTH	TEAM	ADJ.	CONF.	ADJ CONF.
Average RPI Loss:	87	RECORD	PCT. RANK	GAMES	SCHEDULE	OF SCHEDULE	RPI	RPI	RPI	RPI
DIV. I ONLY	4- 3	133	0- 1	111	148	124	124	7	7	
DIV. I NON-CONF.	4- 3	133	0- 1	111	148	124	124	7	7	

TOTALS	RPI 1-25	RPI 26-50	W-L RECORDS	RPI 51-100	RPI 101-150	RPI 150+				
4- 3	0- 0	0- 0	OVERALL	0- 2	0- 1	4- 0				
3- 1	0- 0	0- 0	HOME	0- 0	0- 1	3- 0				
1- 2	0- 0	0- 0	AWAY	0- 2	0- 0	1- 0				
0- 0	0- 0	0- 0	NEUTRAL	0- 0	0- 0	0- 0				
4- 3	0- 0	0- 0	NON-CONFERENCE	0- 2	0- 1	4- 0				
3- 1	0- 0	0- 0	HOME	0- 0	0- 1	3- 0				
1- 2	0- 0	0- 0	AWAY	0- 2	0- 0	1- 0				
0- 0	0- 0	0- 0	NEUTRAL	0- 0	0- 0	0- 0				
0- 0	0- 0	0- 0	CONFERENCE	0- 0	0- 0	0- 0				
0- 0	0- 0	0- 0	HOME	0- 0	0- 0	0- 0				
0- 0	0- 0	0- 0	AWAY	0- 0	0- 0	0- 0				
0- 0	0- 0	0- 0	NEUTRAL	0- 0	0- 0	0- 0				

RPI 1-25				RPI 26-50				RPI 51-100				RPI 101+				Team's RPI: 124
RPI	S	Opponent	Score	RPI	S	Opponent	Score	RPI	S	Opponent	Score	RPI	S	Opponent	Score	
								54	A	Oregon St.	31 82	128	H	CSUN	38 53	
								79	A	Southern California	46 77	153	H	San Diego St.	60 43	
												186	A	Cal St. Fullerton	64 60	
												207	H	Nevada	56 48	
												238	H	Missouri St.	77 73	

LAST 12 Division I GAMES:																
				128	H	CSUN	38 53	54	A	Oregon St.	31 82					
				238	H	Missouri St.	77 73									
				186	A	Cal St. Fullerton	64 60									
				79	A	Southern California	46 77									
				153	H	San Diego St.	60 43									
				207	H	Nevada	56 48									

Non-Div I Games: Sonoma St. 98 38

Santa Clara

Average RPI	Win:	0	WON-LOST	WINNING	LAST 10	STRENGTH OF	OPP. STRENGTH	TEAM	ADJ.	CONF.	ADJ CONF.
Average RPI	Loss:	196	RECORD	PCT. RANK	GAMES	SCHEDULE	OF SCHEDULE	RPI	RPI	RPI	RPI
DIV. I ONLY		0- 5		327	0- 1	342	109	348	348	32	32
DIV. I NON-CONF.		0- 5		327	0- 1	342	109	348	348	32	32

TOTALS	RPI 1-25		RPI 26-50		W-L RECORDS	RPI 51-100		RPI 101-150		RPI 150+	
0- 5	0- 0		0- 1		OVERALL	0- 0		0- 0		0- 4	
0- 3	0- 0		0- 0		HOME	0- 0		0- 0		0- 3	
0- 2	0- 0		0- 1		AWAY	0- 0		0- 0		0- 1	
0- 0	0- 0		0- 0		NEUTRAL	0- 0		0- 0		0- 0	
0- 5	0- 0		0- 1		NON-CONFERENCE	0- 0		0- 0		0- 4	
0- 3	0- 0		0- 0		HOME	0- 0		0- 0		0- 3	
0- 2	0- 0		0- 1		AWAY	0- 0		0- 0		0- 1	
0- 0	0- 0		0- 0		NEUTRAL	0- 0		0- 0		0- 0	
0- 0	0- 0		0- 0		CONFERENCE	0- 0		0- 0		0- 0	
0- 0	0- 0		0- 0		HOME	0- 0		0- 0		0- 0	
0- 0	0- 0		0- 0		AWAY	0- 0		0- 0		0- 0	
0- 0	0- 0		0- 0		NEUTRAL	0- 0		0- 0		0- 0	

RPI 1-25				RPI 26-50				RPI 51-100				RPI 101+ Team's RPI: 348			
RPI	S	Opponent	Score	RPI	S	Opponent	Score	RPI	S	Opponent	Score	RPI	S	Opponent	Score
				40	A	DePaul	61 124					209	H	Texas Southern	41 65
												236	A	Ole Miss	51 74
												237	H	Jacksonville	58 68
												257	H	Ga. Southern	71 82
LAST 12 Division I GAMES:															
								236	A	Ole Miss	51 74				
								209	H	Texas Southern	41 65				
								40	A	DePaul	61 124				
								237	H	Jacksonville	58 68				
								257	H	Ga. Southern	71 82				

Non-Div I Games: Carver 101 49 Wesleyan (GA) 155 26

Savannah St.

Loss, Non-Conf, S Site, H Home A Away N Neutral

Average RPI Win:	0	WON-LOST	WINNING	LAST 10	STRENGTH OF	OPP. STRENGTH	TEAM	ADJ.	CONF.	ADJ CONF.
Average RPI Loss:	125	RECORD	PCT. RANK	GAMES	SCHEDULE	OF SCHEDULE	RPI	RPI	RPI	RPI
DIV. I ONLY	0- 10	327	0- 1	23	294	252	252	30	30	
DIV. I NON-CONF.	0- 10	327	0- 1	23	294	252	252	30	30	

TOTALS	RPI 1-25	RPI 26-50	W-L RECORDS	RPI 51-100	RPI 101-150	RPI 150+				
0- 10	0- 0	0- 0	OVERALL	0- 5	0- 3	0- 2				
0- 4	0- 0	0- 0	HOME	0- 1	0- 2	0- 1				
0- 5	0- 0	0- 0	AWAY	0- 3	0- 1	0- 1				
0- 1	0- 0	0- 0	NEUTRAL	0- 1	0- 0	0- 0				
0- 10	0- 0	0- 0	NON-CONFERENCE	0- 5	0- 3	0- 2				
0- 4	0- 0	0- 0	HOME	0- 1	0- 2	0- 1				
0- 5	0- 0	0- 0	AWAY	0- 3	0- 1	0- 1				
0- 1	0- 0	0- 0	NEUTRAL	0- 1	0- 0	0- 0				
0- 0	0- 0	0- 0	CONFERENCE	0- 0	0- 0	0- 0				
0- 0	0- 0	0- 0	HOME	0- 0	0- 0	0- 0				
0- 0	0- 0	0- 0	AWAY	0- 0	0- 0	0- 0				
0- 0	0- 0	0- 0	NEUTRAL	0- 0	0- 0	0- 0				

RPI 1-25				RPI 26-50				RPI 51-100				RPI 101+ Team's RPI: 252			
RPI	S	Opponent	Score	RPI	S	Opponent	Score	RPI	S	Opponent	Score	RPI	S	Opponent	Score
								63	H	Washington	58 69	113	A	UC Davis	59 76
								73	A	Portland St.	43 68	139	H	Pepperdine	64 78
								78	N	Arizona	54 84	141	H	Northern Ariz.	58 65
								85	A	Pacific	61 75	186	H	Cal St. Fullerton	54 57
								99	A	Utah	62 89	274	A	Hawaii	51 67
LAST 12 Division I GAMES:															
				85	A	Pacific	61 75	113	A	UC Davis	59 76				
				139	H	Pepperdine	64 78	78	N	Arizona	54 84				
				63	H	Washington	58 69	141	H	Northern Ariz.	58 65				
				99	A	Utah	62 89	186	H	Cal St. Fullerton	54 57				
				73	A	Portland St.	43 68								
				274	A	Hawaii	51 67								

Non-Div I Games:

Seattle U

Average RPI	Win:	269	WON-LOST	WINNING	LAST 10	STRENGTH OF	OPP. STRENGTH	TEAM	ADJ.	CONF.	ADJ CONF.
Average RPI	Loss:	26	RECORD	PCT. RANK	GAMES	SCHEDULE	OF SCHEDULE	RPI	RPI	RPI	RPI
DIV. I ONLY		7- 2		51	0- 1	268	113	114	114	4	4
DIV. I NON-CONF.		7- 2		51	0- 1	268	113	114	114	4	4

TOTALS	RPI 1-25		RPI 26-50		W-L RECORDS	RPI 51-100		RPI 101-150		RPI 150+	
7- 2	0- 1		0- 1		OVERALL	0- 0		0- 0		7- 0	
6- 0	0- 0		0- 0		HOME	0- 0		0- 0		6- 0	
1- 2	0- 1		0- 1		AWAY	0- 0		0- 0		1- 0	
0- 0	0- 0		0- 0		NEUTRAL	0- 0		0- 0		0- 0	
7- 2	0- 1		0- 1		NON-CONFERENCE	0- 0		0- 0		7- 0	
6- 0	0- 0		0- 0		HOME	0- 0		0- 0		6- 0	
1- 2	0- 1		0- 1		AWAY	0- 0		0- 0		1- 0	
0- 0	0- 0		0- 0		NEUTRAL	0- 0		0- 0		0- 0	
0- 0	0- 0		0- 0		CONFERENCE	0- 0		0- 0		0- 0	
0- 0	0- 0		0- 0		HOME	0- 0		0- 0		0- 0	
0- 0	0- 0		0- 0		AWAY	0- 0		0- 0		0- 0	
0- 0	0- 0		0- 0		NEUTRAL	0- 0		0- 0		0- 0	

RPI 1-25				RPI 26-50				RPI 51-100				RPI 101+ Team's RPI: 114			
RPI	S	Opponent	Score	RPI	S	Opponent	Score	RPI	S	Opponent	Score	RPI	S	Opponent	Score
3	A	UConn	61 99	48	A	UCLA	62 78					182	A	Princeton	70 66
												234	H	St. Francis Brooklyn	100 77
												245	H	Kennesaw St.	102 80
												280	H	Saint Peter's	90 47
												294	H	UTSA	84 53
												309	H	UMass Lowell	90 57
												336	H	Wagner	95 40
LAST 12 Division I GAMES:															
234	H	St. Francis Brooklyn	100 77	3	A	UConn	61 99	280	H	Saint Peter's	90 47				
48	A	UCLA	62 78					309	H	UMass Lowell	90 57				
182	A	Princeton	70 66												
294	H	UTSA	84 53												
245	H	Kennesaw St.	102 80												
336	H	Wagner	95 40												

Non-Div I Games:

Seton Hall

Siena

S
i
e
n
a

Si ena

Average RPI Win: 218 WON-LOST RECORD WINNING PCT. RANK LAST 10 GAMES STRENGTH OF SCHEDULE OPP. STRENGTH OF SCHEDULE TEAM RPI ADJ. RPI CONF. RPI ADJ CONF. RPI

DIV. I ONLY	7- 0	1	1- 0	349	12	146	146	19	19
DIV. I NON-CONF.	7- 0	1	1- 0	349	12	146	146	19	19
TOTALS	RPI 1-25	RPI 26-50	W-L RECORDS	RPI 51-100	RPI 101-150	RPI 150+			
7- 0	0- 0	0- 0	OVERALL	2- 0	0- 0	5- 0			
3- 0	0- 0	0- 0	HOME	0- 0	0- 0	3- 0			
4- 0	0- 0	0- 0	AWAY	2- 0	0- 0	2- 0			
0- 0	0- 0	0- 0	NEUTRAL	0- 0	0- 0	0- 0			
7- 0	0- 0	0- 0	NON-CONFERENCE	2- 0	0- 0	5- 0			
3- 0	0- 0	0- 0	HOME	0- 0	0- 0	3- 0			
4- 0	0- 0	0- 0	AWAY	2- 0	0- 0	2- 0			
0- 0	0- 0	0- 0	NEUTRAL	0- 0	0- 0	0- 0			
0- 0	0- 0	0- 0	CONFERENCE	0- 0	0- 0	0- 0			
0- 0	0- 0	0- 0	HOME	0- 0	0- 0	0- 0			
0- 0	0- 0	0- 0	AWAY	0- 0	0- 0	0- 0			
0- 0	0- 0	0- 0	NEUTRAL	0- 0	0- 0	0- 0			

RPI 1-25	RPI 26-50	RPI 51-100	RPI 101+	Team's RPI: 146
RPI S Opponent Score	RPI S Opponent Score	RPI S Opponent Score	RPI S Opponent Score	
		72 A Alabama 72 67	239 H Alabama St. 77 65	
		75 A Southern U. 53 49	246 H Southern Mi ss. 77 68	
			284 H ETSU 81 74	
			293 A Tennessee St. 78 56	
			315 A Central Ark. 58 50	
LAST 12 Division I GAMES:				
239 H Alabama St. 77 65	284 H ETSU 81 74			
72 A Alabama 72 67	75 A Southern U. 53 49			
293 A Tennessee St. 78 56	315 A Central Ark. 58 50			
	246 H Southern Mi ss. 77 68			

Non-Div I Games: Spring Hill 75 57

South Alabama

Average RPI	Win: 173	WON-LOST	WINNING	LAST 10	STRENGTH OF	OPP. STRENGTH	TEAM	ADJ.	CONF.	ADJ CONF.
Average RPI	Loss: 27	RECORD	PCT. RANK	GAMES	SCHEDULE	OF SCHEDULE	RPI	RPI	RPI	RPI
DIV. I ONLY	5- 4	145	0- 1	42	58	84	84	5	5	
DIV. I NON-CONF.	5- 4	145	0- 1	42	58	84	84	5	5	

TOTALS	RPI 1-25	RPI 26-50	W-L RECORDS	RPI 51-100	RPI 101-150	RPI 150+				
5- 4	0- 2	1- 1	OVERALL	1- 1	0- 0	3- 0				
3- 2	0- 1	1- 1	HOME	1- 0	0- 0	1- 0				
1- 0	0- 0	0- 0	AWAY	0- 0	0- 0	1- 0				
1- 2	0- 1	0- 0	NEUTRAL	0- 1	0- 0	1- 0				
5- 4	0- 2	1- 1	NON-CONFERENCE	1- 1	0- 0	3- 0				
3- 2	0- 1	1- 1	HOME	1- 0	0- 0	1- 0				
1- 0	0- 0	0- 0	AWAY	0- 0	0- 0	1- 0				
1- 2	0- 1	0- 0	NEUTRAL	0- 1	0- 0	1- 0				
0- 0	0- 0	0- 0	CONFERENCE	0- 0	0- 0	0- 0				
0- 0	0- 0	0- 0	HOME	0- 0	0- 0	0- 0				
0- 0	0- 0	0- 0	AWAY	0- 0	0- 0	0- 0				
0- 0	0- 0	0- 0	NEUTRAL	0- 0	0- 0	0- 0				

RPI 1-25				RPI 26-50				RPI 51-100 Team's RPI: 84				RPI 101+			
RPI	S	Opponent	Score	RPI	S	Opponent	Score	RPI	S	Opponent	Score	RPI	S	Opponent	Score
9	N	Drake	85 90	31	H	Maryland	61 85	54	N	Oregon St.	68 70	214	H	Appalachian St.	80 50
13	H	Baylor	69 94	47	H	Clemson	69 57	83	H	Dayton	65 55	239	A	Alabama St.	94 38
												284	N	ETSU	101 55

LAST 12 Division I GAMES:															
214	H	Appalachian St.	80 50	9	N	Drake	85 90	54	N	Oregon St.	68 70				
13	H	Baylor	69 94					239	A	Alabama St.	94 38				
83	H	Dayton	65 55												
284	N	ETSU	101 55												
31	H	Maryland	61 85												
47	H	Clemson	69 57												

Non-Div I Games:

South Carolina

Average RPI Win:	300	WON-LOST	WINNING	LAST 10	STRENGTH OF	OPP. STRENGTH	TEAM	ADJ.	CONF.	ADJ CONF.
Average RPI Loss:	173	RECORD	PCT. RANK	GAMES	SCHEDULE	OF SCHEDULE	RPI	RPI	RPI	RPI
DIV. I ONLY	4- 5	192	0- 0	321	270	298	298	32	32	
DIV. I NON-CONF.	4- 5	192	0- 0	321	270	298	298	32	32	

TOTALS	RPI 1-25	RPI 26-50	W-L RECORDS	RPI 51-100	RPI 101-150	RPI 150+				
4- 5	0- 0	0- 0	OVERALL	0- 2	0- 0	4- 3				
3- 1	0- 0	0- 0	HOME	0- 0	0- 0	3- 1				
1- 4	0- 0	0- 0	AWAY	0- 2	0- 0	1- 2				
0- 0	0- 0	0- 0	NEUTRAL	0- 0	0- 0	0- 0				
4- 5	0- 0	0- 0	NON-CONFERENCE	0- 2	0- 0	4- 3				
3- 1	0- 0	0- 0	HOME	0- 0	0- 0	3- 1				
1- 4	0- 0	0- 0	AWAY	0- 2	0- 0	1- 2				
0- 0	0- 0	0- 0	NEUTRAL	0- 0	0- 0	0- 0				
0- 0	0- 0	0- 0	CONFERENCE	0- 0	0- 0	0- 0				
0- 0	0- 0	0- 0	HOME	0- 0	0- 0	0- 0				
0- 0	0- 0	0- 0	AWAY	0- 0	0- 0	0- 0				
0- 0	0- 0	0- 0	NEUTRAL	0- 0	0- 0	0- 0				

RPI 1-25				RPI 26-50				RPI 51-100				RPI 101+ Team's RPI: 298			
RPI	S	Opponent	Score	RPI	S	Opponent	Score	RPI	S	Opponent	Score	RPI	S	Opponent	Score
								78	A	Ari zona	32 73	183	H	Winthrop	50 58
								93	A	Radford	31 61	205	A	Coastal Caro.	44 57
												222	H	UNLV	58 49
												306	A	Col. of Charleston	51 75
												307	A	Presbyterian	57 48
												323	H	USC Upstate	71 66
												346	H	Charleston So.	67 58
LAST 12 Division I GAMES:															
346	H	Charleston So.	67 58	222	H	UNLV	58 49	183	H	Winthrop	50 58	323	H	USC Upstate	71 66
205	A	Coastal Caro.	44 57	78	A	Ari zona	32 73	307	A	Presbyterian	57 48				
306	A	Col. of Charleston	51 75												
93	A	Radford	31 61												

Non-Div I Games: UNKNOWN 67 51 Voorhees 88 61

South Carolina St.

Average RPI Win: 137 WON-LOST WINNING LAST 10
Average RPI Loss: 9 RECORD PCT. RANK GAMES STRENGTH OF OPP. STRENGTH TEAM ADJ. CONF. ADJ CONF.
SCHEDULE OF SCHEDULE RPI RPI RPI RPI

DIV. I ONLY	7- 1	27	0- 0	144	6	18	18	12	12
DIV. I NON-CONF.	7- 1	27	0- 0	144	6	18	18	12	12

TOTALS	RPI 1-25	RPI 26-50	W-L RECORDS	RPI 51-100	RPI 101-150	RPI 150+			
7- 1	2- 1	0- 0	OVERALL	1- 0	1- 0	3- 0			
3- 0	2- 0	0- 0	HOME	0- 0	0- 0	1- 0			
3- 1	0- 1	0- 0	AWAY	1- 0	1- 0	1- 0			
1- 0	0- 0	0- 0	NEUTRAL	0- 0	0- 0	1- 0			
7- 1	2- 1	0- 0	NON-CONFERENCE	1- 0	1- 0	3- 0			
3- 0	2- 0	0- 0	HOME	0- 0	0- 0	1- 0			
3- 1	0- 1	0- 0	AWAY	1- 0	1- 0	1- 0			
1- 0	0- 0	0- 0	NEUTRAL	0- 0	0- 0	1- 0			
0- 0	0- 0	0- 0	CONFERENCE	0- 0	0- 0	0- 0			
0- 0	0- 0	0- 0	HOME	0- 0	0- 0	0- 0			
0- 0	0- 0	0- 0	AWAY	0- 0	0- 0	0- 0			
0- 0	0- 0	0- 0	NEUTRAL	0- 0	0- 0	0- 0			

RPI 1-25	Team's RPI: 18	RPI 26-50	RPI 51-100	RPI 101+
RPI S Opponent Score	RPI S Opponent Score	RPI S Opponent Score	RPI S Opponent Score	RPI S Opponent Score
8 H Iowa St. 64 59			58 A Montana 64 41	110 A Creighton 77 65
9 A Drake 64 76				232 N Wichi ta St. 73 64
23 H Green Bay 55 49				238 A Mi ssouri St. 85 74
				292 H Incarnate Word 96 43
LAST 12 Division I GAMES:				
238 A Missouri St. 85 74	8 H Iowa St. 64 59	58 A Montana 64 41	232 N Wichi ta St. 73 64	9 A Drake 64 76
23 H Green Bay 55 49				292 H Incarnate Word 96 43
				110 A Creighton 77 65

Non-Div I Games: Bellevue 79 40 St. Mary (NE) 112 52

South Dakota

Average RPI Win:	62	WON-LOST	WINNING	LAST 10	STRENGTH OF	OPP. STRENGTH	TEAM	ADJ.	CONF.	ADJ CONF.
Average RPI Loss:	43	RECORD	PCT. RANK	GAMES	SCHEDULE	OF SCHEDULE	RPI	RPI	RPI	RPI
DIV. I ONLY	6- 3	98	1- 0	6	38	7	7	12	12	
DIV. I NON-CONF.	6- 3	98	1- 0	6	38	7	7	12	12	

TOTALS	RPI 1-25	RPI 26-50	W-L RECORDS	RPI 51-100	RPI 101-150	RPI 150+				
6- 3	2- 2	0- 0	OVERALL	3- 0	1- 1	0- 0				
4- 0	2- 0	0- 0	HOME	1- 0	1- 0	0- 0				
2- 1	0- 1	0- 0	AWAY	2- 0	0- 0	0- 0				
0- 2	0- 1	0- 0	NEUTRAL	0- 0	0- 1	0- 0				
6- 3	2- 2	0- 0	NON-CONFERENCE	3- 0	1- 1	0- 0				
4- 0	2- 0	0- 0	HOME	1- 0	1- 0	0- 0				
2- 1	0- 1	0- 0	AWAY	2- 0	0- 0	0- 0				
0- 2	0- 1	0- 0	NEUTRAL	0- 0	0- 1	0- 0				
0- 0	0- 0	0- 0	CONFERENCE	0- 0	0- 0	0- 0				
0- 0	0- 0	0- 0	HOME	0- 0	0- 0	0- 0				
0- 0	0- 0	0- 0	AWAY	0- 0	0- 0	0- 0				
0- 0	0- 0	0- 0	NEUTRAL	0- 0	0- 0	0- 0				

RPI S Opponent Score	RPI S Opponent Score	RPI S Opponent Score	RPI S Opponent Score
6 A Marquette 52 91		52 A Central Mich. 80 71	109 N Buffal o 55 61
9 H Drake 80 71		87 H FGCU 80 62	110 H Creighton 74 48
13 N Baylor 66 72		90 A Chattanooga 71 54	
23 H Green Bay 77 47			
LAST 12 Division I GAMES:			
9 H Drake 80 71	52 A Central Mich. 80 71		
90 A Chattanooga 71 54	87 H FGCU 80 62		
23 H Green Bay 77 47	6 A Marquette 52 91		
109 N Buffal o 55 61			
13 N Baylor 66 72			
110 H Creighton 74 48			

Non-Div I Games:

South Dakota St.

Average RPI	Win: 197	WON-LOST	WINNING	LAST 10	STRENGTH OF	OPP. STRENGTH	TEAM	ADJ.	CONF.	ADJ CONF.
Average RPI	Loss: 24	RECORD	PCT. RANK	GAMES	SCHEDULE	OF SCHEDULE	RPI	RPI	RPI	RPI
DIV. I ONLY	7- 2	51	1- 0	232	27	100	100	8	8	
DIV. I NON-CONF.	7- 2	51	1- 0	232	27	100	100	8	8	
TOTALS	RPI 1-25	RPI 26-50	W-L RECORDS	RPI 51-100	RPI 101-150	RPI 150+				
7- 2	0- 1	1- 1	OVERALL	1- 0	0- 0	5- 0				
5- 0	0- 0	0- 0	HOME	0- 0	0- 0	5- 0				
1- 0	0- 0	0- 0	AWAY	1- 0	0- 0	0- 0				
1- 2	0- 1	1- 1	NEUTRAL	0- 0	0- 0	0- 0				
7- 2	0- 1	1- 1	NON-CONFERENCE	1- 0	0- 0	5- 0				
5- 0	0- 0	0- 0	HOME	0- 0	0- 0	5- 0				
1- 0	0- 0	0- 0	AWAY	1- 0	0- 0	0- 0				
1- 2	0- 1	1- 1	NEUTRAL	0- 0	0- 0	0- 0				
0- 0	0- 0	0- 0	CONFERENCE	0- 0	0- 0	0- 0				
0- 0	0- 0	0- 0	HOME	0- 0	0- 0	0- 0				
0- 0	0- 0	0- 0	AWAY	0- 0	0- 0	0- 0				
0- 0	0- 0	0- 0	NEUTRAL	0- 0	0- 0	0- 0				

RPI S	Opponent	Score	RPI S	Opponent	Score	RPI S	Opponent	Score	RPI S	Opponent	Score
15 N	Kentucky	63 85	33 N	North Carolina	69 71	92 A	Ohio St.	71 47	179 H	Oklahoma	87 70
			48 N	UCLA	60 56				220 H	George Washington	63 30
									243 H	Bethune-Cookman	88 39
									255 H	New Hampshire	79 36
									341 H	Albany (NY)	74 37
LAST 12 Division I GAMES:											
33 N	North Carolina	69 71	220 H	George Washington	63 30						
15 N	Kentucky	63 85	255 H	New Hampshire	79 36						
179 H	Oklahoma	87 70	48 N	UCLA	60 56						
243 H	Bethune-Cookman	88 39									
341 H	Albany (NY)	74 37									
92 A	Ohio St.	71 47									

Non-Div I Games:

South Fla.

Average RPI Win:	313	WON-LOST	WINNING	LAST 10	STRENGTH OF	OPP. STRENGTH	TEAM	ADJ.	CONF.	ADJ CONF.
Average RPI Loss:	105	RECORD	PCT. RANK	GAMES	SCHEDULE	OF SCHEDULE	RPI	RPI	RPI	RPI
DIV. I ONLY	3- 5	218	1- 0	121	329	198	198	21	21	
DIV. I NON-CONF.	3- 5	218	1- 0	121	329	198	198	21	21	

TOTALS	RPI 1-25	RPI 26-50	W-L RECORDS	RPI 51-100	RPI 101-150	RPI 150+				
3- 5	0- 1	0- 0	OVERALL	0- 0	0- 3	3- 1				
1- 1	0- 0	0- 0	HOME	0- 0	0- 1	1- 0				
2- 3	0- 1	0- 0	AWAY	0- 0	0- 1	2- 1				
0- 1	0- 0	0- 0	NEUTRAL	0- 0	0- 1	0- 0				
3- 5	0- 1	0- 0	NON-CONFERENCE	0- 0	0- 3	3- 1				
1- 1	0- 0	0- 0	HOME	0- 0	0- 1	1- 0				
2- 3	0- 1	0- 0	AWAY	0- 0	0- 1	2- 1				
0- 1	0- 0	0- 0	NEUTRAL	0- 0	0- 1	0- 0				
0- 0	0- 0	0- 0	CONFERENCE	0- 0	0- 0	0- 0				
0- 0	0- 0	0- 0	HOME	0- 0	0- 0	0- 0				
0- 0	0- 0	0- 0	AWAY	0- 0	0- 0	0- 0				
0- 0	0- 0	0- 0	NEUTRAL	0- 0	0- 0	0- 0				

RPI 1-25				RPI 26-50				RPI 51-100				RPI 101+ Team's RPI: 198			
RPI	S	Opponent	Score	RPI	S	Opponent	Score	RPI	S	Opponent	Score	RPI	S	Opponent	Score
22	A	Mississippi St.	53 88									105	N	North Ala.	67 80
												111	A	Bradley	79 85
												125	H	Indiana St.	51 62
												162	A	Southern Ill.	40 60
												251	H	Western Ill.	81 71
												340	A	NJIT	68 58
												347	A	Evansville	54 50

LAST 12 Division I GAMES:															
111	A	Bradley	79 85	347	A	Evansville	54 50	125	H	Indiana St.	51 62	340	A	NJIT	68 58
22	A	Mississippi St.	53 88	105	N	North Ala.	67 80	251	H	Western Ill.	81 71	162	A	Southern Ill.	40 60

Non-Div I Games: Ill.-Springfield 82 46

Southeast Mo. St.

Average RPI	Win:	279	WON-LOST	WINNING	LAST 10	STRENGTH OF	OPP. STRENGTH	TEAM	ADJ.	CONF.	ADJ CONF.
Average RPI	Loss:	72	RECORD	PCT. RANK	GAMES	SCHEDULE	OF SCHEDULE	RPI	RPI	RPI	RPI
DIV. I ONLY		3- 1		68	0- 0	323	165	151	151	23	23
DIV. I NON-CONF.		3- 1		68	0- 0	323	165	151	151	23	23

TOTALS	RPI 1-25		RPI 26-50		W-L RECORDS	RPI 51-100		RPI 101-150		RPI 150+	
3- 1	0- 0		0- 0		OVERALL	0- 1		0- 0		3- 0	
0- 0	0- 0		0- 0		HOME	0- 0		0- 0		0- 0	
3- 1	0- 0		0- 0		AWAY	0- 1		0- 0		3- 0	
0- 0	0- 0		0- 0		NEUTRAL	0- 0		0- 0		0- 0	
3- 1	0- 0		0- 0		NON-CONFERENCE	0- 1		0- 0		3- 0	
0- 0	0- 0		0- 0		HOME	0- 0		0- 0		0- 0	
3- 1	0- 0		0- 0		AWAY	0- 1		0- 0		3- 0	
0- 0	0- 0		0- 0		NEUTRAL	0- 0		0- 0		0- 0	
0- 0	0- 0		0- 0		CONFERENCE	0- 0		0- 0		0- 0	
0- 0	0- 0		0- 0		HOME	0- 0		0- 0		0- 0	
0- 0	0- 0		0- 0		AWAY	0- 0		0- 0		0- 0	
0- 0	0- 0		0- 0		NEUTRAL	0- 0		0- 0		0- 0	

RPI 1-25				RPI 26-50				RPI 51-100				RPI 101+ Team's RPI : 151				
RPI	S	Opponent	Score	RPI	S	Opponent	Score	RPI	S	Opponent	Score	RPI	S	Opponent	Score	
								72	A	Al abama	40	88	170	A	SMU	63 62
													316	A	Jackson St.	50 45
													350	A	Al corn	77 59

LAST 12 Division I GAMES:																
				316	A	Jackson St.	50 45									
				170	A	SMU	63 62									
				350	A	Al corn	77 59									
				72	A	Al abama	40	88								

Non-Div I Games: Mobile 70 57 Xavier (LA) 47 59

Average RPI Win: 193		WON-LOST	WINNING	LAST 10	STRENGTH OF	OPP. STRENGTH	TEAM	ADJ.	CONF.	ADJ CONF.
Loss: 0		RECORD	PCT. RANK	GAMES	SCHEDULE	OF SCHEDULE	RPI	RPI	RPI	RPI
DIV. I ONLY		8- 0	1	1- 0	326	18	79	79	2	2
DIV. I NON-CONF.		8- 0	1	1- 0	326	18	79	79	2	2
TOTALS		RPI 1-25	RPI 26-50	W-L RECORDS		RPI 51-100	RPI 101-150	RPI 150+		
8- 0	0- 0		0- 0	OVERALL		1- 0	2- 0	5- 0		
4- 0	0- 0		0- 0	HOME		0- 0	2- 0	2- 0		
3- 0	0- 0		0- 0	AWAY		0- 0	0- 0	3- 0		
1- 0	0- 0		0- 0	NEUTRAL		1- 0	0- 0	0- 0		
8- 0	0- 0		0- 0	NON-CONFERENCE		1- 0	2- 0	5- 0		
4- 0	0- 0		0- 0	HOME		0- 0	2- 0	2- 0		
3- 0	0- 0		0- 0	AWAY		0- 0	0- 0	3- 0		
1- 0	0- 0		0- 0	NEUTRAL		1- 0	0- 0	0- 0		
0- 0	0- 0		0- 0	CONFERENCE		0- 0	0- 0	0- 0		
0- 0	0- 0		0- 0	HOME		0- 0	0- 0	0- 0		
0- 0	0- 0		0- 0	AWAY		0- 0	0- 0	0- 0		
0- 0	0- 0		0- 0	NEUTRAL		0- 0	0- 0	0- 0		

RPI 1-25				RPI 26-50				RPI 51-100				Team's RPI : 79				RPI 101+			
RPI	S	Opponent	Score	RPI	S	Opponent	Score	RPI	S	Opponent	Score	RPI	S	Opponent	Score	RPI	S	Opponent	Score
								91	N	Utah St.	55 46					124	H	Santa Clara	77 46
																140	H	Fresno St.	62 61
																178	H	UC Riverside	73 55
																207	A	Nevada	72 51
																222	A	UNLV	86 72
																277	A	Long Beach St.	86 50
																302	H	UC Santa Barbara	82 39
LAST 12 Division I GAMES:																			
																222	A	UNLV	86 72
																140	H	Fresno St.	62 61
																207	A	Nevada	72 51
																91	N	Utah St.	55 46
																124	H	Santa Clara	77 46
																302	H	UC Santa Barbara	82 39

Non-Div I Games:

Southern California

Average RPI	Win:	203	WON-LOST	WINNING	LAST 10	STRENGTH OF	OPP. STRENGTH	TEAM	ADJ.	CONF.	ADJ CONF.
Average RPI	Loss:	112	RECORD	PCT. RANK	GAMES	SCHEDULE	OF SCHEDULE	RPI	RPI	RPI	RPI
DIV. I ONLY		5- 4		145	1- 0	190	133	162	162	14	14
DIV. I NON-CONF.		5- 4		145	1- 0	190	133	162	162	14	14

TOTALS	RPI 1-25		RPI 26-50		W-L RECORDS	RPI 51-100		RPI 101-150		RPI 150+	
5- 4	0- 0		0- 1		OVERALL	0- 1		1- 0		4- 2	
4- 0	0- 0		0- 0		HOME	0- 0		1- 0		3- 0	
0- 3	0- 0		0- 0		AWAY	0- 1		0- 0		0- 2	
1- 1	0- 0		0- 1		NEUTRAL	0- 0		0- 0		1- 0	
5- 4	0- 0		0- 1		NON-CONFERENCE	0- 1		1- 0		4- 2	
4- 0	0- 0		0- 0		HOME	0- 0		1- 0		3- 0	
0- 3	0- 0		0- 0		AWAY	0- 1		0- 0		0- 2	
1- 1	0- 0		0- 1		NEUTRAL	0- 0		0- 0		1- 0	
0- 0	0- 0		0- 0		CONFERENCE	0- 0		0- 0		0- 0	
0- 0	0- 0		0- 0		HOME	0- 0		0- 0		0- 0	
0- 0	0- 0		0- 0		AWAY	0- 0		0- 0		0- 0	
0- 0	0- 0		0- 0		NEUTRAL	0- 0		0- 0		0- 0	

RPI 1-25				RPI 26-50				RPI 51-100				RPI 101+ Team's RPI: 162			
RPI	S	Opponent	Score	RPI	S	Opponent	Score	RPI	S	Opponent	Score	RPI	S	Opponent	Score
				35	N	Arizona St.	38 82	64	A	UT Martin	94 95	123	H	Northern Ill.	82 73
												156	N	Hartford	72 50
												160	A	Western Ky.	76 83
												189	A	Saint Louis	58 62
												198	H	Southeast Mo. St.	60 40
												228	H	Eastern Ill.	73 59
												310	H	Marshall	58 49

LAST 12 Division I GAMES:															
				228	H	Eastern Ill.	73 59	156	N	Hartford	72 50				
				123	H	Northern Ill.	82 73	160	A	Western Ky.	76 83				
				189	A	Saint Louis	58 62	310	H	Marshall	58 49				
				35	N	Arizona St.	38 82	198	H	Southeast Mo. St.	60 40				
								64	A	UT Martin	94 95				

Non-Div I Games:

Southern Ill.

Average RPI Win:	270	WON-LOST	WINNING	LAST 10	STRENGTH OF	OPP. STRENGTH	TEAM	ADJ.	CONF.	ADJ CONF.
Average RPI Loss:	102	RECORD	PCT. RANK	GAMES	SCHEDULE	OF SCHEDULE	RPI	RPI	RPI	RPI
DIV. I ONLY	4- 3	133	0- 1	287	198	246	246	18	18	
DIV. I NON-CONF.	4- 3	133	0- 1	287	198	246	246	18	18	

TOTALS	RPI 1-25	RPI 26-50	W-L RECORDS	RPI 51-100	RPI 101-150	RPI 150+				
4- 3	0- 0	0- 1	OVERALL	0- 0	0- 2	4- 0				
4- 1	0- 0	0- 0	HOME	0- 0	0- 1	4- 0				
0- 2	0- 0	0- 1	AWAY	0- 0	0- 1	0- 0				
0- 0	0- 0	0- 0	NEUTRAL	0- 0	0- 0	0- 0				
4- 3	0- 0	0- 1	NON-CONFERENCE	0- 0	0- 2	4- 0				
4- 1	0- 0	0- 0	HOME	0- 0	0- 1	4- 0				
0- 2	0- 0	0- 1	AWAY	0- 0	0- 1	0- 0				
0- 0	0- 0	0- 0	NEUTRAL	0- 0	0- 0	0- 0				
0- 0	0- 0	0- 0	CONFERENCE	0- 0	0- 0	0- 0				
0- 0	0- 0	0- 0	HOME	0- 0	0- 0	0- 0				
0- 0	0- 0	0- 0	AWAY	0- 0	0- 0	0- 0				
0- 0	0- 0	0- 0	NEUTRAL	0- 0	0- 0	0- 0				

RPI	S	Opponent	Score	RPI	S	Opponent	Score	RPI	S	Opponent	Score	RPI	S	Opponent	Score	Team's RPI: 246
29	A	Tulane	54 71	29	A	Tulane	54 71	131	H	Sam Houston St.	61 65	146	A	South Alabama	68 77	
								235	H	Mississippi Val.	67 60	250	H	Grambling	68 47	
								264	H	Samford	76 40	331	H	Northwestern St.	69 54	

LAST 12 Division I GAMES:																
331	H	Northwestern St.	69 54	29	A	Tulane	54 71									
131	H	Sam Houston St.	61 65													
235	H	Mississippi Val.	67 60													
264	H	Samford	76 40													
146	A	South Alabama	68 77													
250	H	Grambling	68 47													

Non-Div I Games: William Carey 74 48

Southern Miss.

Southern Utah

Through Games Of Dec. 9, 2018

Average RPI Win:	163	WON-LOST	WINNING	LAST 10	STRENGTH OF	OPP. STRENGTH	TEAM	ADJ.	CONF.	ADJ CONF.
Average RPI Loss:	145	RECORD	PCT. RANK	GAMES	SCHEDULE	OF SCHEDULE	RPI	RPI	RPI	RPI
DIV. I ONLY	3- 5	218	0- 1	155	142	223	223	11	11	
DIV. I NON-CONF.	3- 5	218	0- 1	155	142	223	223	11	11	

TOTALS	RPI 1-25	RPI 26-50	W-L RECORDS	RPI 51-100	RPI 101-150	RPI 150+				
3- 5	0- 0	0- 0	OVERALL	1- 1	1- 1	1- 3				
3- 1	0- 0	0- 0	HOME	1- 1	1- 0	1- 0				
0- 4	0- 0	0- 0	AWAY	0- 0	0- 1	0- 3				
0- 0	0- 0	0- 0	NEUTRAL	0- 0	0- 0	0- 0				
3- 5	0- 0	0- 0	NON-CONFERENCE	1- 1	1- 1	1- 3				
3- 1	0- 0	0- 0	HOME	1- 1	1- 0	1- 0				
0- 4	0- 0	0- 0	AWAY	0- 0	0- 1	0- 3				
0- 0	0- 0	0- 0	NEUTRAL	0- 0	0- 0	0- 0				
0- 0	0- 0	0- 0	CONFERENCE	0- 0	0- 0	0- 0				
0- 0	0- 0	0- 0	HOME	0- 0	0- 0	0- 0				
0- 0	0- 0	0- 0	AWAY	0- 0	0- 0	0- 0				
0- 0	0- 0	0- 0	NEUTRAL	0- 0	0- 0	0- 0				

RPI 1-25				RPI 26-50				RPI 51-100				RPI 101+ Team's RPI : 223			
RPI	S	Opponent	Score	RPI	S	Opponent	Score	RPI	S	Opponent	Score	RPI	S	Opponent	Score
								55	H	Denver	70 71	113	A	UC Davi s	45 68
								88	H	BYU	67 64	130	H	San Di ego	69 59
												178	A	UC Ri versi de	50 56
												181	A	Oral Roberts	59 64
												199	A	UC Ir vine	58 75
												270	H	Utah Val ley	60 59
LAST 12 Divi sion I GAMES:															
270	H	Utah Val ley	60 59	178	A	UC Ri versi de	50 56								
181	A	Oral Roberts	59 64	55	H	Denver	70 71								
88	H	BYU	67 64												
113	A	UC Davi s	45 68												
199	A	UC Ir vine	58 75												
130	H	San Di ego	69 59												

Non-Div I Games:

Southern Utah

Loss,
Non-Conf,
S Site,
H Home
A Away
N Neutral

Average RPI Win:	308	WON-LOST	WINNING	LAST 10	STRENGTH OF	OPP. STRENGTH	TEAM	ADJ.	CONF.	ADJ CONF.
Average RPI Loss:	133	RECORD	PCT. RANK	GAMES	SCHEDULE	OF SCHEDULE	RPI	RPI	RPI	RPI
DIV. I ONLY	3- 7	253	0- 1	105	310	230	230	16	16	
DIV. I NON-CONF.	3- 7	253	0- 1	105	310	230	230	16	16	

TOTALS	RPI 1-25	RPI 26-50	W-L RECORDS	RPI 51-100	RPI 101-150	RPI 150+				
3- 7	0- 0	0- 0	OVERALL	0- 3	0- 2	3- 2				
2- 2	0- 0	0- 0	HOME	0- 1	0- 0	2- 1				
1- 4	0- 0	0- 0	AWAY	0- 1	0- 2	1- 1				
0- 1	0- 0	0- 0	NEUTRAL	0- 1	0- 0	0- 0				
3- 7	0- 0	0- 0	NON-CONFERENCE	0- 3	0- 2	3- 2				
2- 2	0- 0	0- 0	HOME	0- 1	0- 0	2- 1				
1- 4	0- 0	0- 0	AWAY	0- 1	0- 2	1- 1				
0- 1	0- 0	0- 0	NEUTRAL	0- 1	0- 0	0- 0				
0- 0	0- 0	0- 0	CONFERENCE	0- 0	0- 0	0- 0				
0- 0	0- 0	0- 0	HOME	0- 0	0- 0	0- 0				
0- 0	0- 0	0- 0	AWAY	0- 0	0- 0	0- 0				
0- 0	0- 0	0- 0	NEUTRAL	0- 0	0- 0	0- 0				

RPI 1-25				RPI 26-50				RPI 51-100				RPI 101+				Team's RPI: 230	
RPI	S	Opponent	Score	RPI	S	Opponent	Score	RPI	S	Opponent	Score	RPI	S	Opponent	Score		
								55	A	Denver	62	76	115	A	Penn St.	65	80
								59	H	Bucknel l	46	77	148	A	Georgi a	40	67
								81	N	Ohio	53	70	219	A	Akron	58	67
												253	H	Hofstra	59	67	
												289	H	Si ena	74	58	
												308	A	Ni agara	76	48	
												327	H	Can i si us	100	94	

LAST 12 Division I GAMES:																	
253	H	Hofstra	59	67	115	A	Penn St.	65	80	289	H	Si ena	74	58			
327	H	Can i si us	100	94	219	A	Akron	58	67	59	H	Bucknel l	46	77			
148	A	Georgi a	40	67	55	A	Denver	62	76	81	N	Ohio	53	70			
308	A	Ni agara	76	48													

Non-Div I Games:

St. Bonaventure

Average RPI Win: 303

Average RPI Loss: 223

WON-LOST
RECORDWINNING
PCT. RANKLAST 10
GAMESSTRENGTH OF
SCHEDULEOPP. STRENGTH
OF SCHEDULETEAM
RPIADJ.
RPICONF.
RPIADJ CONF.
RPIDIV. I ONLY
DIV. I NON-CONF.4- 3
4- 3133
1331- 0
1- 0319
319315
315234
234234
23431
3131
31

TOTALS

RPI 1-25

RPI 26-50

W-L RECORDS

RPI 51-100

RPI 101-150

RPI 150+

4- 3

0- 0

0- 0

OVERALL

0- 0

0- 1

4- 2

1- 0

0- 0

0- 0

HOME

0- 0

0- 0

1- 0

2- 2

0- 0

0- 0

AWAY

0- 0

0- 1

2- 1

1- 1

0- 0

0- 0

NEUTRAL

0- 0

0- 0

1- 1

4- 3

0- 0

0- 0

NON-CONFERENCE

0- 0

0- 1

4- 2

1- 0

0- 0

0- 0

HOME

0- 0

0- 0

1- 0

2- 2

0- 0

0- 0

AWAY

0- 0

0- 1

2- 1

1- 1

0- 0

0- 0

NEUTRAL

0- 0

0- 0

1- 1

0- 0

0- 0

0- 0

CONFERENCE

0- 0

0- 0

0- 0

0- 0

0- 0

0- 0

HOME

0- 0

0- 0

0- 0

0- 0

0- 0

0- 0

AWAY

0- 0

0- 0

0- 0

0- 0

0- 0

0- 0

NEUTRAL

0- 0

0- 0

0- 0

RPI 1-25

RPI 26-50

RPI 51-100

RPI 101+

Team's RPI: 234

RPI S Opponent Score

RPI S Opponent Score

RPI S Opponent Score

RPI S Opponent Score

114	A	Seton Hall	77	100
224	A	Morehead St.	101	94
261	N	Valparaiso	76	78
295	A	Army West Point	57	69
325	N	Chicago St.	110	73
330	A	Loyola Maryland	75	70
333	H	Manhattan	73	65

LAST 12 Division I GAMES:

330	A	Loyola Maryland	75	70	114	A	Seton Hall	77	100
295	A	Army West Point	57	69	224	A	Morehead St.	101	94
					261	N	Valparaiso	76	78
					325	N	Chicago St.	110	73
					333	H	Manhattan	73	65

Non-Div I Games: Mercy

102 51

St. Francis Brooklyn

Average RPI Win: 217

Average RPI Loss: 41

WON-LOST
RECORDWINNING
PCT. RANKLAST 10
GAMESSTRENGTH OF
SCHEDULEOPP. STRENGTH
OF SCHEDULETEAM
RPIADJ.
RPICONF.
RPIADJ CONF.
RPIDIV. I ONLY
DIV. I NON-CONF.6- 3
6- 398
980- 1
0- 1113
11368
6869
6969
694
44
4

TOTALS

RPI 1-25

RPI 26-50

W-L RECORDS

RPI 51-100

RPI 101-150

RPI 150+

6- 3

0- 2

0- 0

OVERALL

1- 1

1- 0

4- 0

2- 1

0- 1

0- 0

HOME

0- 0

1- 0

1- 0

2- 1

0- 0

0- 0

AWAY

0- 1

0- 0

2- 0

2- 1

0- 1

0- 0

NEUTRAL

1- 0

0- 0

1- 0

6- 3

0- 2

0- 0

NON-CONFERENCE

1- 1

1- 0

4- 0

2- 1

0- 1

0- 0

HOME

0- 0

1- 0

1- 0

2- 1

0- 0

0- 0

AWAY

0- 1

0- 0

2- 0

2- 1

0- 1

0- 0

NEUTRAL

1- 0

0- 0

1- 0

0- 0

0- 0

0- 0

CONFERENCE

0- 0

0- 0

0- 0

0- 0

0- 0

0- 0

HOME

0- 0

0- 0

0- 0

0- 0

0- 0

0- 0

AWAY

0- 0

0- 0

0- 0

0- 0

0- 0

0- 0

NEUTRAL

0- 0

0- 0

0- 0

RPI 1-25

RPI 26-50

RPI 51-100 Team's RPI: 69

RPI 101+

RPI	S	Opponent	Score
3	N	UConn	55 65
25	H	Florida St.	53 57

RPI	S	Opponent	Score
65	N	Purdue	68 62
96	A	Wake Forest	59 64

RPI	S	Opponent	Score
135	H	Yale	56 52
236	N	Ole Miss	64 59
265	A	Iona	61 35
295	A	Army West Point	60 49
304	H	Delaware St.	82 44

RPI	S	Opponent	Score
135	H	Yale	56 52
236	N	Ole Miss	64 59
265	A	Iona	61 35
295	A	Army West Point	60 49
304	H	Delaware St.	82 44

LAST 12 Division I GAMES:

135	H	Yale	56	52	25	H	Florida St.	53	57
96	A	Wake Forest	59	64	295	A	Army West Point	60	49
304	H	Delaware St.	82	44	265	A	Iona	61	35
236	N	Ole Miss	64	59					
3	N	UConn	55	65					
65	N	Purdue	68	62					

Non-Div I Games:

St. John's (NY)

Average RPI Win: 175

Average RPI Loss: 16

WON-LOST
RECORDWINNING
PCT. RANKLAST 10
GAMESSTRENGTH OF
SCHEDULEOPP. STRENGTH
OF SCHEDULETEAM
RPIADJ.
RPICONF.
RPIADJ CONF.
RPIDIV. I ONLY
DIV. I NON-CONF.6- 1
6- 139
390- 1
0- 190
90149
14921
2121
212
22
2

TOTALS

RPI 1-25

RPI 26-50

W-L RECORDS

RPI 51-100

RPI 101-150

RPI 150+

6- 1 0- 1
3- 0 0- 0
1- 1 0- 1
2- 0 0- 00- 0
0- 0
0- 0
0- 0OVERALL
HOME
AWAY
NEUTRAL1- 0
0- 0
0- 0
1- 02- 0
1- 0
0- 0
1- 03- 0
2- 0
1- 0
0- 06- 1 0- 1
3- 0 0- 0
1- 1 0- 1
2- 0 0- 00- 0
0- 0
0- 0
0- 0NON-CONFERENCE
HOME
AWAY
NEUTRAL1- 0
0- 0
0- 0
1- 02- 0
1- 0
0- 0
1- 03- 0
2- 0
1- 0
0- 00- 0 0- 0
0- 0 0- 0
0- 0 0- 0
0- 0 0- 00- 0
0- 0
0- 0
0- 0CONFERENCE
HOME
AWAY
NEUTRAL0- 0
0- 0
0- 0
0- 00- 0
0- 0
0- 0
0- 00- 0
0- 0
0- 0
0- 0

RPI	S	Opponent	Score
16	A	Gonzaga	73 79

RPI	S	Opponent	Score
87	N	FGCU	88 65

RPI	S	Opponent	Score
113	H	UC Davis	71 43
133	N	American	71 49
201	H	Idaho	115 71
242	H	San Francisco	96 62
274	A	Hawaii	81 59

RPI	S	Opponent	Score
113	H	UC Davis	71 43
133	N	American	71 49
201	H	Idaho	115 71
242	H	San Francisco	96 62
274	A	Hawaii	81 59

LAST 12 Division I GAMES:

242	H	San Francisco	96 62
201	H	Idaho	115 71
113	H	UC Davis	71 43

16	A	Gonzaga	73 79
274	A	Hawaii	81 59
133	N	American	71 49
87	N	FGCU	88 65

Stanford

Stanford

Non-Div I Games:

Stanford

Average RPI Win:	0	WON-LOST	WINNING	LAST 10	STRENGTH OF	OPP. STRENGTH	TEAM	ADJ.	CONF.	ADJ CONF.
Average RPI Loss:	102	RECORD	PCT. RANK	GAMES	SCHEDULE	OF SCHEDULE	RPI	RPI	RPI	RPI
DIV. I ONLY	0- 7	327	0- 1	22	160	231	231	26	26	
DIV. I NON-CONF.	0- 7	327	0- 1	22	160	231	231	26	26	

TOTALS	RPI 1-25	RPI 26-50	W-L RECORDS	RPI 51-100	RPI 101-150	RPI 150+				
0- 7	0- 1	0- 1	OVERALL	0- 1	0- 3	0- 1				
0- 1	0- 0	0- 1	HOME	0- 0	0- 0	0- 0				
0- 3	0- 1	0- 0	AWAY	0- 1	0- 1	0- 0				
0- 3	0- 0	0- 0	NEUTRAL	0- 0	0- 2	0- 1				
0- 7	0- 1	0- 1	NON-CONFERENCE	0- 1	0- 3	0- 1				
0- 1	0- 0	0- 1	HOME	0- 0	0- 0	0- 0				
0- 3	0- 1	0- 0	AWAY	0- 1	0- 1	0- 0				
0- 3	0- 0	0- 0	NEUTRAL	0- 0	0- 2	0- 1				
0- 0	0- 0	0- 0	CONFERENCE	0- 0	0- 0	0- 0				
0- 0	0- 0	0- 0	HOME	0- 0	0- 0	0- 0				
0- 0	0- 0	0- 0	AWAY	0- 0	0- 0	0- 0				
0- 0	0- 0	0- 0	NEUTRAL	0- 0	0- 0	0- 0				

RPI 1-25				RPI 26-50				RPI 51-100				RPI 101+ Team's RPI: 231			
RPI	S	Opponent	Score	RPI	S	Opponent	Score	RPI	S	Opponent	Score	RPI	S	Opponent	Score
12	A	Tennessee	55 65	34	H	UCF	55 78	72	A	Al abama	47 59	108	N	Wright St.	44 57
												117	N	Marist	69 76
												120	A	Tul sa	54 55
												253	N	Hofstra	50 53
LAST 12 Division I GAMES:															
12	A	Tennessee	55 65	108	N	Wright St.	44 57	72	A	Al abama	47 59	117	N	Marist	69 76
72	A	Al abama	47 59	34	H	UCF	55 78	120	A	Tul sa	54 55				
253	N	Hofstra	50 53												

Non-Div I Games: Webber Int'l 80 52

Stetson

Average RPI Win:	251	WON-LOST	WINNING	LAST 10	STRENGTH OF	OPP. STRENGTH	TEAM	ADJ.	CONF.	ADJ CONF.
Average RPI Loss:	98	RECORD	PCT. RANK	GAMES	SCHEDULE	OF SCHEDULE	RPI	RPI	RPI	RPI

DIV. I ONLY	7- 1	27	1- 0	289	189	102	102	24	24
DIV. I NON-CONF.	7- 1	27	1- 0	289	189	102	102	24	24
TOTALS	RPI 1-25	RPI 26-50	W-L RECORDS	RPI 51-100	RPI 101-150	RPI 150+			
7- 1	0- 0	0- 0	OVERALL	0- 1	1- 0	6- 0			
4- 0	0- 0	0- 0	HOME	0- 0	0- 0	4- 0			
3- 1	0- 0	0- 0	AWAY	0- 1	1- 0	2- 0			
0- 0	0- 0	0- 0	NEUTRAL	0- 0	0- 0	0- 0			
7- 1	0- 0	0- 0	NON-CONFERENCE	0- 1	1- 0	6- 0			
4- 0	0- 0	0- 0	HOME	0- 0	0- 0	4- 0			
3- 1	0- 0	0- 0	AWAY	0- 1	1- 0	2- 0			
0- 0	0- 0	0- 0	NEUTRAL	0- 0	0- 0	0- 0			
0- 0	0- 0	0- 0	CONFERENCE	0- 0	0- 0	0- 0			
0- 0	0- 0	0- 0	HOME	0- 0	0- 0	0- 0			
0- 0	0- 0	0- 0	AWAY	0- 0	0- 0	0- 0			
0- 0	0- 0	0- 0	NEUTRAL	0- 0	0- 0	0- 0			

RPI 1-25				RPI 26-50				RPI 51-100				RPI 101+ Team's RPI: 102			
RPI	S	Opponent	Score	RPI	S	Opponent	Score	RPI	S	Opponent	Score	RPI	S	Opponent	Score
								98	A	Rutgers	47 61	115	A	Penn St.	81 70
												210	A	Sacred Heart	73 58
												249	H	Cornell	63 61
												253	H	Hofstra	77 49
												257	H	Ga. Southern	72 43
												333	A	Manhattan	79 48
												337	H	Fairleigh Dickinson	63 49
LAST 12 Division I GAMES:															
				249	H	Cornell	63 61	337	H	Fairleigh Dickinson	63 49				
				115	A	Penn St.	81 70	210	A	Sacred Heart	73 58				
				257	H	Ga. Southern	72 43								
				333	A	Manhattan	79 48								
				253	H	Hofstra	77 49								
				98	A	Rutgers	47 61								

Non-Div I Games: SUNY New Paltz 87 50

Stony Brook

Average RPI Win: 150		WON-LOST	WINNING	LAST 10	STRENGTH OF		OPP. STRENGTH	TEAM	ADJ.	CONF.	ADJ CONF.
Average RPI Loss: 14		RECORD	PCT. RANK	GAMES	SCHEDULE		OF SCHEDULE	RPI	RPI	RPI	RPI
DIV. I ONLY		8- 2	46	1- 0	31		144	11	11	1	1
DIV. I NON-CONF.		8- 2	46	1- 0	31		144	11	11	1	1

TOTALS		RPI 1-25		RPI 26-50	W-L RECORDS		RPI 51-100	RPI 101-150		RPI 150+	
8- 2		0- 2		1- 0	OVERALL		2- 0	1- 0		4- 0	
5- 0		0- 0		0- 0	HOME		1- 0	1- 0		3- 0	
0- 2		0- 2		0- 0	AWAY		0- 0	0- 0		0- 0	
3- 0		0- 0		1- 0	NEUTRAL		1- 0	0- 0		1- 0	
8- 2		0- 2		1- 0	NON-CONFERENCE		2- 0	1- 0		4- 0	
5- 0		0- 0		0- 0	HOME		1- 0	1- 0		3- 0	
0- 2		0- 2		0- 0	AWAY		0- 0	0- 0		0- 0	
3- 0		0- 0		1- 0	NEUTRAL		1- 0	0- 0		1- 0	
0- 0		0- 0		0- 0	CONFERENCE		0- 0	0- 0		0- 0	
0- 0		0- 0		0- 0	HOME		0- 0	0- 0		0- 0	
0- 0		0- 0		0- 0	AWAY		0- 0	0- 0		0- 0	
0- 0		0- 0		0- 0	NEUTRAL		0- 0	0- 0		0- 0	

RPI	S	Opponent	Score	RPI	S	Opponent	Score	RPI	S	Opponent	Score	RPI	S	Opponent	Score
10	A	Oregon	73 75	40	N	DePaul	83 81	59	H	Bucknell	70 56	104	H	Texas A&M	75 65
17	A	Minnesota	68 72					95	N	Kansas St.	70 61	176	H	North Dakota	85 49
												182	N	Princeton	92 61
												215	H	Towson	98 55
												332	H	UMES	96 51

LAST 12 Division I GAMES:															
59	H	Bucknell	70 56	332	H	UMES	96 51	104	H	Texas A&M	75 65	17	A	Minnesota	68 72
104	H	Texas A&M	75 65	215	H	Towson	98 55	40	N	DePaul	83 81	182	N	Princeton	92 61
10	A	Oregon	73 75	95	N	Kansas St.	70 61								
176	H	North Dakota	85 49												

Non-Div I Games:

Syracuse

TCUTCU

TCU

Average RPI	Win: 290	WON-LOST RECORD	WINNING PCT. RANK	LAST 10 GAMES	STRENGTH OF SCHEDULE	OPP. STRENGTH OF SCHEDULE	TEAM RPI	ADJ. RPI	CONF. RPI	ADJ CONF. RPI
Average RPI	Loss: 93									
DIV. I ONLY		3- 6	238	0- 1	212	93	216	216	8	8
DIV. I NON-CONF.		3- 6	238	0- 1	212	93	216	216	8	8

TOTALS	RPI 1-25		RPI 26-50	W-L RECORDS	RPI 51-100		RPI 101-150		RPI 150+	
3- 6	0- 1		0- 1	OVERALL	0- 2		0- 1		3- 1	
2- 0	0- 0		0- 0	HOME	0- 0		0- 0		2- 0	
1- 5	0- 1		0- 1	AWAY	0- 1		0- 1		1- 1	
0- 1	0- 0		0- 0	NEUTRAL	0- 1		0- 0		0- 0	
3- 6	0- 1		0- 1	NON-CONFERENCE	0- 2		0- 1		3- 1	
2- 0	0- 0		0- 0	HOME	0- 0		0- 0		2- 0	
1- 5	0- 1		0- 1	AWAY	0- 1		0- 1		1- 1	
0- 1	0- 0		0- 0	NEUTRAL	0- 1		0- 0		0- 0	
0- 0	0- 0		0- 0	CONFERENCE	0- 0		0- 0		0- 0	
0- 0	0- 0		0- 0	HOME	0- 0		0- 0		0- 0	
0- 0	0- 0		0- 0	AWAY	0- 0		0- 0		0- 0	
0- 0	0- 0		0- 0	NEUTRAL	0- 0		0- 0		0- 0	

RPI 1-25				RPI 26-50				RPI 51-100				RPI 101+ Team's RPI: 216			
RPI	S	Opponent	Score	RPI	S	Opponent	Score	RPI	S	Opponent	Score	RPI	S	Opponent	Score
14	A	Mi ami (FL)	61 73	40	A	DePaul	88 102	56	A	Vi l l anova	68 76	117	A	Marist	68 74
								93	N	Radford	50 56	236	A	Ole Miss	55 62
												265	H	I ona	59 39
												301	A	Saint Joseph' s	58 52
												304	H	Del aware St.	75 61

LAST 12 Di vi si on I GAMES:															
				56	A	Vi l l anova	68 76	236	A	Ole Miss	55 62				
				265	H	I ona	59 39	301	A	Saint Joseph' s	58 52				
				40	A	DePaul	88 102	304	H	Del aware St.	75 61				
				14	A	Mi ami (FL)	61 73								
				93	N	Radford	50 56								
				117	A	Marist	68 74								

Non-Di v I Games:

Temple

Average RPI Win:	176	WON-LOST	WINNING	LAST 10	STRENGTH OF	OPP. STRENGTH	TEAM	ADJ.	CONF.	ADJ CONF.
Average RPI Loss:	0	RECORD	PCT. RANK	GAMES	SCHEDULE	OF SCHEDULE	RPI	RPI	RPI	RPI
DIV. I ONLY	8- 0	1	1- 0	99	155	12	12	5	5	
DIV. I NON-CONF.	8- 0	1	1- 0	99	155	12	12	5	5	

TOTALS	RPI 1-25	RPI 26-50	W-L RECORDS	RPI 51-100	RPI 101-150	RPI 150+				
8- 0	0- 0	2- 0	OVERALL	1- 0	0- 0	5- 0				
4- 0	0- 0	0- 0	HOME	0- 0	0- 0	4- 0				
2- 0	0- 0	1- 0	AWAY	1- 0	0- 0	0- 0				
2- 0	0- 0	1- 0	NEUTRAL	0- 0	0- 0	1- 0				
8- 0	0- 0	2- 0	NON-CONFERENCE	1- 0	0- 0	5- 0				
4- 0	0- 0	0- 0	HOME	0- 0	0- 0	4- 0				
2- 0	0- 0	1- 0	AWAY	1- 0	0- 0	0- 0				
2- 0	0- 0	1- 0	NEUTRAL	0- 0	0- 0	1- 0				
0- 0	0- 0	0- 0	CONFERENCE	0- 0	0- 0	0- 0				
0- 0	0- 0	0- 0	HOME	0- 0	0- 0	0- 0				
0- 0	0- 0	0- 0	AWAY	0- 0	0- 0	0- 0				
0- 0	0- 0	0- 0	NEUTRAL	0- 0	0- 0	0- 0				

RPI	S	Opponent	Score	RPI	S	Opponent	Score	RPI	S	Opponent	Score
47	N	Clemson	78 66	49	A	Texas	88 82	97	A	Oklahoma St.	76 63
164	H	UNC Asheville	73 46	167	N	UAB	73 69	231	H	Stetson	65 55
307	H	Presbyterian	97 49	343	H	Florida A&M	96 31				

LAST 12 Division I GAMES:											
97	A	Oklahoma St.	76 63	167	N	UAB	73 69				
47	N	Clemson	78 66	49	A	Texas	88 82				
343	H	Florida A&M	96 31	231	H	Stetson	65 55				
164	H	UNC Asheville	73 46								
307	H	Presbyterian	97 49								

Non-Div I Games:

Tennessee

Average RPI Win:	0	WON-LOST	WINNING	LAST 10	STRENGTH OF	OPP. STRENGTH	TEAM	ADJ.	CONF.	ADJ CONF.
Average RPI Loss:	156	RECORD	PCT. RANK	GAMES	SCHEDULE	OF SCHEDULE	RPI	RPI	RPI	RPI
DIV. I ONLY	0- 9	327	0- 1	69	235	293	293	21	21	
DIV. I NON-CONF.	0- 9	327	0- 1	69	235	293	293	21	21	

TOTALS	RPI 1-25	RPI 26-50	W-L RECORDS	RPI 51-100	RPI 101-150	RPI 150+				
0- 9	0- 1	0- 0	OVERALL	0- 1	0- 3	0- 4				
0- 1	0- 0	0- 0	HOME	0- 0	0- 1	0- 0				
0- 5	0- 1	0- 0	AWAY	0- 0	0- 0	0- 4				
0- 3	0- 0	0- 0	NEUTRAL	0- 1	0- 2	0- 0				
0- 9	0- 1	0- 0	NON-CONFERENCE	0- 1	0- 3	0- 4				
0- 1	0- 0	0- 0	HOME	0- 0	0- 1	0- 0				
0- 5	0- 1	0- 0	AWAY	0- 0	0- 0	0- 4				
0- 3	0- 0	0- 0	NEUTRAL	0- 1	0- 2	0- 0				
0- 0	0- 0	0- 0	CONFERENCE	0- 0	0- 0	0- 0				
0- 0	0- 0	0- 0	HOME	0- 0	0- 0	0- 0				
0- 0	0- 0	0- 0	AWAY	0- 0	0- 0	0- 0				
0- 0	0- 0	0- 0	NEUTRAL	0- 0	0- 0	0- 0				

RPI 1-25				RPI 26-50				RPI 51-100				RPI 101+				Team's RPI: 293
RPI	S	Opponent	Score	RPI	S	Opponent	Score	RPI	S	Opponent	Score	RPI	S	Opponent	Score	
5	A	Louisville	52 107					57	N	Arkansas	55 79	126	N	Wisconsin	53 58	
												129	N	Pittsburgh	56 78	
												146	H	South Alabama	56 78	
												152	A	Vanderbilt	63 89	
												202	A	Troy	67 92	
												271	A	Alabama A&M	57 67	
												317	A	Lipscomb	62 64	

LAST 12 Division I GAMES:																
5	A	Louisville	52 107	146	H	South Alabama	56 78	129	N	Pittsburgh	56 78	126	N	Wisconsin	53 58	
271	A	Alabama A&M	57 67	129	N	Pittsburgh	56 78	126	N	Wisconsin	53 58	57	N	Arkansas	55 79	
317	A	Lipscomb	62 64	152	A	Vanderbilt	63 89	202	A	Troy	67 92					

Non-Div I Games:

Tennessee St.

Average RPI	Win:	244	WON-LOST	WINNING	LAST 10	STRENGTH OF	OPP. STRENGTH	TEAM	ADJ.	CONF.	ADJ CONF.
Average RPI	Loss:	48	RECORD	PCT. RANK	GAMES	SCHEDULE	OF SCHEDULE	RPI	RPI	RPI	RPI
DIV. I ONLY		4- 3		133	0- 1	102	167	86	86	21	21
DIV. I NON-CONF.		4- 3		133	0- 1	102	167	86	86	21	21

TOTALS	RPI 1-25		RPI 26-50		W-L RECORDS	RPI 51-100		RPI 101-150		RPI 150+	
4- 3	0- 0		0- 1		OVERALL	1- 2		0- 0		3- 0	
2- 0	0- 0		0- 0		HOME	1- 0		0- 0		1- 0	
2- 2	0- 0		0- 0		AWAY	0- 2		0- 0		2- 0	
0- 1	0- 0		0- 1		NEUTRAL	0- 0		0- 0		0- 0	
4- 3	0- 0		0- 1		NON-CONFERENCE	1- 2		0- 0		3- 0	
2- 0	0- 0		0- 0		HOME	1- 0		0- 0		1- 0	
2- 2	0- 0		0- 0		AWAY	0- 2		0- 0		2- 0	
0- 1	0- 0		0- 1		NEUTRAL	0- 0		0- 0		0- 0	
0- 0	0- 0		0- 0		CONFERENCE	0- 0		0- 0		0- 0	
0- 0	0- 0		0- 0		HOME	0- 0		0- 0		0- 0	
0- 0	0- 0		0- 0		AWAY	0- 0		0- 0		0- 0	
0- 0	0- 0		0- 0		NEUTRAL	0- 0		0- 0		0- 0	

RPI 1-25				RPI 26-50				RPI 51-100				RPI 101+			
RPI	S	Opponent	Score	RPI	S	Opponent	Score	RPI	S	Opponent	Score	RPI	S	Opponent	Score
				27	N	Old Domini on	73 80	57	A	Arkansas	42 65	232	A	Wi chi ta St.	55 45
								60	A	Xavi er	60 70	326	H	Western Caro.	77 58
								71	H	Mi ddl e Tenn.	68 64	346	A	Charl eston So.	77 55

Team's RPI: 86															
LAST 12 Division I GAMES:															
				57	A	Arkansas	42 65	326	H	Western Caro.	77 58				
				232	A	Wi chi ta St.	55 45	71	H	Mi ddl e Tenn.	68 64				
				27	N	Old Domini on	73 80	60	A	Xavi er	60 70				
				346	A	Charl eston So.	77 55								

Non-Div I Games: Cumberland (TN) 88 55

Tennessee Tech

Average RPI Win: 173

Average RPI Loss: 17

WON-LOST
RECORDWINNING
PCT. RANKLAST 10
GAMESSTRENGTH OF
SCHEDULEOPP. STRENGTH
OF SCHEDULETEAM
RPIADJ.
RPICONF.
RPIADJ CONF.
RPIDIV. I ONLY
DIV. I NON-CONF.7- 2
7- 251
512- 0
2- 069
69101
10149
4949
496
66
6

TOTALS

RPI 1-25

RPI 26-50

W-L RECORDS

RPI 51-100

RPI 101-150

RPI 150+

7- 2 0- 2
3- 2 0- 2
1- 0 0- 0
3- 0 0- 02- 0
1- 0
0- 0
1- 0OVERALL
HOME
AWAY
NEUTRAL1- 0
0- 0
0- 0
1- 00- 0
0- 0
0- 0
0- 04- 0
2- 0
1- 0
1- 07- 2 0- 2
3- 2 0- 2
1- 0 0- 0
3- 0 0- 02- 0
1- 0
0- 0
1- 0NON-CONFERENCE
HOME
AWAY
NEUTRAL1- 0
0- 0
0- 0
1- 00- 0
0- 0
0- 0
0- 04- 0
2- 0
1- 0
1- 00- 0 0- 0
0- 0 0- 0
0- 0 0- 0
0- 0 0- 00- 0
0- 0
0- 0
0- 0CONFERENCE
HOME
AWAY
NEUTRAL0- 0
0- 0
0- 0
0- 00- 0
0- 0
0- 0
0- 00- 0
0- 0
0- 0
0- 0

RPI 1-25

RPI 26-50

Team's RPI: 49

RPI 51-100

RPI 101+

RPI	S	Opponent	Score
12	H	Tennessee	82 88
22	H	Mississippi St.	49 67

RPI	S	Opponent	Score
28	H	Duquesne	78 41
45	N	Michigan	69 52

RPI	S	Opponent	Score
76	N	Quinnipiac	56 55

RPI	S	Opponent	Score
154	N	Fordham	72 54
283	A	North Texas	64 54
294	H	UTSA	98 54
328	H	McNeese	96 40

LAST 12 Division I GAMES:

22	H	Mississippi St.	49 67
294	H	UTSA	98 54
76	N	Quinnipiac	56 55
328	H	McNeese	96 40
283	A	North Texas	64 54
28	H	Duquesne	78 41

154	N	Fordham	72 54
45	N	Michigan	69 52
12	H	Tennessee	82 88

Non-Div I Games:

Texas

Average RPI Win: 192		WON-LOST		WINNING		LAST 10		STRENGTH OF		OPP. STRENGTH		TEAM		ADJ.		CONF.		ADJ CONF.	
Average RPI Loss: 19		RECORD		PCT. RANK		GAMES		SCHEDULE		OF SCHEDULE		RPI		RPI		RPI		RPI	
DIV. I ONLY		6- 2		68		1- 0		224		62		104		104		5		5	
DIV. I NON-CONF.		6- 2		68		1- 0		224		62		104		104		5		5	
TOTALS		RPI 1-25		RPI 26-50		W-L RECORDS		RPI 51-100		RPI 101-150		RPI 150+							
6- 2		0- 1		0- 1		OVERALL		0- 0		2- 0		4- 0							
4- 1		0- 0		0- 1		HOME		0- 0		1- 0		3- 0							
2- 1		0- 1		0- 0		AWAY		0- 0		1- 0		1- 0							
0- 0		0- 0		0- 0		NEUTRAL		0- 0		0- 0		0- 0							
6- 2		0- 1		0- 1		NON-CONFERENCE		0- 0		2- 0		4- 0							
4- 1		0- 0		0- 1		HOME		0- 0		1- 0		3- 0							
2- 1		0- 1		0- 0		AWAY		0- 0		1- 0		1- 0							
0- 0		0- 0		0- 0		NEUTRAL		0- 0		0- 0		0- 0							
0- 0		0- 0		0- 0		CONFERENCE		0- 0		0- 0		0- 0							
0- 0		0- 0		0- 0		HOME		0- 0		0- 0		0- 0							
0- 0		0- 0		0- 0		AWAY		0- 0		0- 0		0- 0							
0- 0		0- 0		0- 0		NEUTRAL		0- 0		0- 0		0- 0							

RPI	S	Opponent	Score	RPI	S	Opponent	Score	RPI	S	Opponent	Score	RPI	S	Opponent	Score	Team's RPI: 104
11	A	Syracuse	65 75	26	H	Lamar University	68 74					132	A	Houston	68 52	
												133	H	Rice	65 54	
												159	H	Arkansas St.	97 56	
												175	A	Little Rock	61 40	
												237	H	Jacksonville	73 53	
												315	H	Central Ark.	84 27	
LAST 12 Division I GAMES:																
237	H	Jacksonville	73 53	315	H	Central Ark.	84 27					132	A	Houston	68 52	
133	H	Rice	65 54	26	H	Lamar University	68 74					159	H	Arkansas St.	97 56	
				175	A	Little Rock	61 40					11	A	Syracuse	65 75	

Non-Div I Games:

Texas A&M

Average RPI Win:	335	WON-LOST	WINNING	LAST 10	STRENGTH OF	OPP. STRENGTH	TEAM	ADJ.	CONF.	ADJ CONF.
Average RPI Loss:	104	RECORD	PCT. RANK	GAMES	SCHEDULE	OF SCHEDULE	RPI	RPI	RPI	RPI
DIV. I ONLY	2- 5	255	1- 0	132	328	209	209	27	27	
DIV. I NON-CONF.	2- 5	255	1- 0	132	328	209	209	27	27	

TOTALS	RPI 1-25	RPI 26-50	W-L RECORDS	RPI 51-100	RPI 101-150	RPI 150+				
2- 5	0- 0	0- 2	OVERALL	0- 0	0- 2	2- 1				
0- 0	0- 0	0- 0	HOME	0- 0	0- 0	0- 0				
2- 3	0- 0	0- 2	AWAY	0- 0	0- 1	2- 0				
0- 2	0- 0	0- 0	NEUTRAL	0- 0	0- 1	0- 1				
2- 5	0- 0	0- 2	NON-CONFERENCE	0- 0	0- 2	2- 1				
0- 0	0- 0	0- 0	HOME	0- 0	0- 0	0- 0				
2- 3	0- 0	0- 2	AWAY	0- 0	0- 1	2- 0				
0- 2	0- 0	0- 0	NEUTRAL	0- 0	0- 1	0- 1				
0- 0	0- 0	0- 0	CONFERENCE	0- 0	0- 0	0- 0				
0- 0	0- 0	0- 0	HOME	0- 0	0- 0	0- 0				
0- 0	0- 0	0- 0	AWAY	0- 0	0- 0	0- 0				
0- 0	0- 0	0- 0	NEUTRAL	0- 0	0- 0	0- 0				

RPI 1-25				RPI 26-50				RPI 51-100				RPI 101+ Team's RPI: 209			
RPI	S	Opponent	Score	RPI	S	Opponent	Score	RPI	S	Opponent	Score	RPI	S	Opponent	Score
				29	A	Tulane	56 62					133	A	Rice	71 76
				32	A	Michigan St.	45 91					136	N	Abilene Christian	39 81
												192	N	Nicholls St.	57 58
												322	A	UTRGV	69 55
												348	A	Savannah St.	65 41
LAST 12 Division I GAMES:															
				322	A	UTRGV	69 55					136	N	Abilene Christian	39 81
				32	A	Michigan St.	45 91					133	A	Rice	71 76
				348	A	Savannah St.	65 41					29	A	Tulane	56 62
				192	N	Nicholls St.	57 58								

Non-Div I Games: Paul Quinn 83 54

Texas Southern

Average RPI Win: 266

Average RPI Loss: 109

WON-LOST
RECORDWINNING
PCT. RANKLAST 10
GAMESSTRENGTH OF
SCHEDULEOPP. STRENGTH
OF SCHEDULETEAM
RPIADJ.
RPICONF.
RPIADJ CONF.
RPIDIV. I ONLY
DIV. I NON-CONF.3- 4
3- 4202
2020- 1
0- 1178
178182
182203
203203
20319
1919
19

TOTALS

RPI 1-25

RPI 26-50

W-L RECORDS

RPI 51-100

RPI 101-150

RPI 150+

3- 4

0- 0

0- 0

OVERALL

0- 2

0- 1

3- 1

1- 2

0- 0

0- 0

HOME

0- 0

0- 1

1- 1

2- 2

0- 0

0- 0

AWAY

0- 2

0- 0

2- 0

0- 0

0- 0

0- 0

NEUTRAL

0- 0

0- 0

0- 0

3- 4

0- 0

0- 0

NON-CONFERENCE

0- 2

0- 1

3- 1

1- 2

0- 0

0- 0

HOME

0- 0

0- 1

1- 1

2- 2

0- 0

0- 0

AWAY

0- 2

0- 0

2- 0

0- 0

0- 0

0- 0

NEUTRAL

0- 0

0- 0

0- 0

0- 0

0- 0

0- 0

CONFERENCE

0- 0

0- 0

0- 0

0- 0

0- 0

0- 0

HOME

0- 0

0- 0

0- 0

0- 0

0- 0

0- 0

AWAY

0- 0

0- 0

0- 0

0- 0

0- 0

0- 0

NEUTRAL

0- 0

0- 0

0- 0

RPI 1-25

RPI 26-50

RPI 51-100

RPI 101+

Team's RPI: 203

RPI S Opponent Score

RPI S Opponent Score

RPI S Opponent Score

RPI S Opponent Score

51 A New Mexico 51 82
97 A Oklahoma St. 55 66106 H Montana St. 59 67
181 H Oral Roberts 64 81
192 H Nicholls St. 72 67
294 A UTSA 68 60
312 A A&M-Corpus Christi 60 53

LAST 12 Division I GAMES:

312 A A&M-Corpus Christi 60 53
181 H Oral Roberts 64 81
294 A UTSA 68 60
51 A New Mexico 51 82
106 H Montana St. 59 67
192 H Nicholls St. 72 67
97 A Oklahoma St. 55 66

Non-Div I Games:

UNKNOWN

92 39

Texas St.

Average RPI Win: 231		WON-LOST RECORD	WINNING PCT. RANK	LAST 10 GAMES	STRENGTH OF SCHEDULE	OPP. STRENGTH OF SCHEDULE	TEAM RPI	ADJ. RPI	CONF. RPI	ADJ. CONF. RPI
Average RPI Loss: 201										
DIV. I ONLY		5- 2	81	0- 1	244	263	191	191	6	6
DIV. I NON-CONF.		5- 2	81	0- 1	244	263	191	191	6	6
TOTALS		RPI 1-25	RPI 26-50	W-L RECORDS		RPI 51-100	RPI 101-150	RPI 150+		
5- 2	0- 0		0- 0	OVERALL		1- 0	0- 0	4- 2		
5- 1	0- 0		0- 0	HOME		1- 0	0- 0	4- 1		
0- 1	0- 0		0- 0	AWAY		0- 0	0- 0	0- 1		
0- 0	0- 0		0- 0	NEUTRAL		0- 0	0- 0	0- 0		
5- 2	0- 0		0- 0	NON-CONFERENCE		1- 0	0- 0	4- 2		
5- 1	0- 0		0- 0	HOME		1- 0	0- 0	4- 1		
0- 1	0- 0		0- 0	AWAY		0- 0	0- 0	0- 1		
0- 0	0- 0		0- 0	NEUTRAL		0- 0	0- 0	0- 0		
0- 0	0- 0		0- 0	CONFERENCE		0- 0	0- 0	0- 0		
0- 0	0- 0		0- 0	HOME		0- 0	0- 0	0- 0		
0- 0	0- 0		0- 0	AWAY		0- 0	0- 0	0- 0		
0- 0	0- 0		0- 0	NEUTRAL		0- 0	0- 0	0- 0		

RPI 1-25				RPI 26-50				RPI 51-100				RPI 101+				Team's RPI: 191	
RPI	S	Opponent	Score	RPI	S	Opponent	Score	RPI	S	Opponent	Score	RPI	S	Opponent	Score		
								89	H	SFA	77 69	200	A	Florida	67 72		
												201	H	Idaho	77 88		
												213	H	La. -Monroe	86 42		
												240	H	Jacksonville St.	71 58		
												303	H	Houston Baptist	82 76		
												312	H	A&M-Corpus Christi	78 61		
LAST 12 Division I GAMES:																	
				200	A	Florida	67 72	303	H	Houston Baptist	82 76						
				89	H	SFA	77 69	312	H	A&M-Corpus Christi	78 61						
								201	H	Idaho	77 88						
								213	H	La. -Monroe	86 42						
								240	H	Jacksonville St.	71 58						

Non-Div I Games:

Texas Tech

Average RPI Win:	193	WON-LOST	WINNING	LAST 10	STRENGTH OF	OPP. STRENGTH	TEAM	ADJ.	CONF.	ADJ CONF.
Average RPI Loss:	46	RECORD	PCT. RANK	GAMES	SCHEDULE	OF SCHEDULE	RPI	RPI	RPI	RPI
DIV. I ONLY	6- 3	98	0- 1	205	10	74	74	10	10	
DIV. I NON-CONF.	6- 3	98	0- 1	205	10	74	74	10	10	
TOTALS	RPI 1-25	RPI 26-50	W-L RECORDS	RPI 51-100	RPI 101-150	RPI 150+				
6- 3	0- 1	2- 0	OVERALL	0- 2	0- 0	4- 0				
2- 1	0- 1	1- 0	HOME	0- 0	0- 0	1- 0				
4- 2	0- 0	1- 0	AWAY	0- 2	0- 0	3- 0				
0- 0	0- 0	0- 0	NEUTRAL	0- 0	0- 0	0- 0				
6- 3	0- 1	2- 0	NON-CONFERENCE	0- 2	0- 0	4- 0				
2- 1	0- 1	1- 0	HOME	0- 0	0- 0	1- 0				
4- 2	0- 0	1- 0	AWAY	0- 2	0- 0	3- 0				
0- 0	0- 0	0- 0	NEUTRAL	0- 0	0- 0	0- 0				
0- 0	0- 0	0- 0	CONFERENCE	0- 0	0- 0	0- 0				
0- 0	0- 0	0- 0	HOME	0- 0	0- 0	0- 0				
0- 0	0- 0	0- 0	AWAY	0- 0	0- 0	0- 0				
0- 0	0- 0	0- 0	NEUTRAL	0- 0	0- 0	0- 0				

RPI	S	Opponent	Score	RPI	S	Opponent	Score	RPI	S	Opponent	Score	RPI	S	Opponent	Score
1	H	Notre Dame	56 72	28	H	Duquesne	65 52	53	A	Maine	59 73	261	A	Valparaiso	65 59
				50	A	Belmont	78 69	83	A	Dayton	49 70	265	H	Iona	84 38
												276	A	Memphis	58 48
												278	A	Cleveland St.	65 60
LAST 12 Division I GAMES:															
				278	A	Cleveland St.	65 60	1	H	Notre Dame	56 72				
				276	A	Memphis	58 48	265	H	Iona	84 38				
				50	A	Belmont	78 69	53	A	Maine	59 73				
				261	A	Valparaiso	65 59								
				83	A	Dayton	49 70								
				28	H	Duquesne	65 52								

Non-Div I Games:

Toledo

Average RPI Win:	278	WON-LOST	WINNING	LAST 10	STRENGTH OF	OPP. STRENGTH	TEAM	ADJ.	CONF.	ADJ CONF.
Average RPI Loss:	121	RECORD	PCT. RANK	GAMES	SCHEDULE	OF SCHEDULE	RPI	RPI	RPI	RPI
DIV. I ONLY	4- 4	158	1- 0	296	129	215	215	13	13	
DIV. I NON-CONF.	4- 4	158	1- 0	296	129	215	215	13	13	

TOTALS	RPI 1-25	RPI 26-50	W-L RECORDS	RPI 51-100	RPI 101-150	RPI 150+				
4- 4	0- 1	0- 0	OVERALL	0- 1	0- 0	4- 2				
3- 0	0- 0	0- 0	HOME	0- 0	0- 0	3- 0				
1- 4	0- 1	0- 0	AWAY	0- 1	0- 0	1- 2				
0- 0	0- 0	0- 0	NEUTRAL	0- 0	0- 0	0- 0				
4- 4	0- 1	0- 0	NON-CONFERENCE	0- 1	0- 0	4- 2				
3- 0	0- 0	0- 0	HOME	0- 0	0- 0	3- 0				
1- 4	0- 1	0- 0	AWAY	0- 1	0- 0	1- 2				
0- 0	0- 0	0- 0	NEUTRAL	0- 0	0- 0	0- 0				
0- 0	0- 0	0- 0	CONFERENCE	0- 0	0- 0	0- 0				
0- 0	0- 0	0- 0	HOME	0- 0	0- 0	0- 0				
0- 0	0- 0	0- 0	AWAY	0- 0	0- 0	0- 0				
0- 0	0- 0	0- 0	NEUTRAL	0- 0	0- 0	0- 0				

RPI	S	Opponent	Score	RPI	S	Opponent	Score	RPI	S	Opponent	Score	RPI	S	Opponent	Score
11	A	Syracuse	55 98					96	A	Wake Forest	53 60	158	A	Mt. St. Mary's	78 87
												206	H	Massachusetts	78 53
												220	A	George Washington	63 76
												272	A	UMBC	71 62
												305	H	La Salle	92 68
												330	H	Loyol a Maryland	62 57

Team's RPI: 215															
LAST 12 Division I GAMES:															
272	A	UMBC	71 62	330	H	Loyol a Maryland	62 57	11	A	Syracuse	55 98	220	A	George Washington	63 76
305	H	La Salle	92 68					158	A	Mt. St. Mary's	78 87				
206	H	Massachusetts	78 53												
96	A	Wake Forest	53 60												

Non-Div I Games:

Towson

Average RPI	Win:	241	WON-LOST	WINNING	LAST 10	STRENGTH OF	OPP. STRENGTH	TEAM	ADJ.	CONF.	ADJ CONF.
Average RPI	Loss:	48	RECORD	PCT. RANK	GAMES	SCHEDULE	OF SCHEDULE	RPI	RPI	RPI	RPI
DIV. I ONLY		6- 2	68	0- 1	330	42	202	202	19	19	
DIV. I NON-CONF.		6- 2	68	0- 1	330	42	202	202	19	19	

TOTALS	RPI 1-25		RPI 26-50		W-L RECORDS	RPI 51-100		RPI 101-150		RPI 150+	
6- 2	0- 1		0- 0		OVERALL	0- 1		1- 0		5- 0	
3- 1	0- 0		0- 0		HOME	0- 1		0- 0		3- 0	
1- 1	0- 1		0- 0		AWAY	0- 0		0- 0		1- 0	
2- 0	0- 0		0- 0		NEUTRAL	0- 0		1- 0		1- 0	
6- 2	0- 1		0- 0		NON-CONFERENCE	0- 1		1- 0		5- 0	
3- 1	0- 0		0- 0		HOME	0- 1		0- 0		3- 0	
1- 1	0- 1		0- 0		AWAY	0- 0		0- 0		1- 0	
2- 0	0- 0		0- 0		NEUTRAL	0- 0		1- 0		1- 0	
0- 0	0- 0		0- 0		CONFERENCE	0- 0		0- 0		0- 0	
0- 0	0- 0		0- 0		HOME	0- 0		0- 0		0- 0	
0- 0	0- 0		0- 0		AWAY	0- 0		0- 0		0- 0	
0- 0	0- 0		0- 0		NEUTRAL	0- 0		0- 0		0- 0	

RPI 1-25				RPI 26-50				RPI 51-100				RPI 101+ Team's RPI: 202			
RPI	S	Opponent	Score	RPI	S	Opponent	Score	RPI	S	Opponent	Score	RPI	S	Opponent	Score
25	A	Florida St.	67 103					71	H	Middle Tenn.	64 67	131	N	Sam Houston St.	84 79
												235	N	Mississippi Val.	75 54
												239	H	Alabama St.	116 46
												264	H	Samford	72 52
												284	A	ETSU	84 66
												293	H	Tennessee St.	92 67

LAST 12 Division I GAMES:															
71	H	Middle Tenn.	64 67	235	N	Mississippi Val.	75 54	131	N	Sam Houston St.	84 79	284	A	ETSU	84 66
239	H	Alabama St.	116 46	293	H	Tennessee St.	92 67	264	H	Samford	72 52	25	A	Florida St.	67 103

Non-Div I Games:

Troy

Average RPI Win: 182

Average RPI Loss: 37

WON-LOST
RECORDWINNING
PCT. RANKLAST 10
GAMESSTRENGTH OF
SCHEDULEOPP. STRENGTH
OF SCHEDULETEAM
RPIADJ.
RPICONF.
RPIADJ CONF.
RPIDIV. I ONLY
DIV. I NON-CONF.7- 2
7- 251
510- 1
0- 188
8836
3629
2929
298
88
8

TOTALS

RPI 1-25

RPI 26-50

W-L RECORDS

RPI 51-100

RPI 101-150

RPI 150+

7- 2 0- 1

1- 0

OVERALL

1- 1

0- 0

5- 0

5- 0 0- 0

0- 0

HOME

1- 0

0- 0

4- 0

1- 1 0- 0

1- 0

AWAY

0- 1

0- 0

0- 0

1- 1 0- 1

0- 0

NEUTRAL

0- 0

0- 0

1- 0

7- 2 0- 1

1- 0

NON-CONFERENCE

1- 1

0- 0

5- 0

5- 0 0- 0

0- 0

HOME

1- 0

0- 0

4- 0

1- 1 0- 0

1- 0

AWAY

0- 1

0- 0

0- 0

1- 1 0- 1

0- 0

NEUTRAL

0- 0

0- 0

1- 0

0- 0 0- 0

0- 0

CONFERENCE

0- 0

0- 0

0- 0

0- 0 0- 0

0- 0

HOME

0- 0

0- 0

0- 0

0- 0 0- 0

0- 0

AWAY

0- 0

0- 0

0- 0

0- 0 0- 0

0- 0

NEUTRAL

0- 0

0- 0

0- 0

RPI 1-25

RPI 26-50

Team's RPI: 29

RPI 51-100

RPI 101+

RPI S Opponent Score
2 N Cal i forni a 57 65RPI S Opponent Score
37 A LSU 56 54RPI S Opponent Score
63 H Washington 63 51
72 A Al abama 58 69RPI S Opponent Score
192 H Ni choll s St. 71 46
209 H Texas Southern 62 56
246 H Southern Mi ss. 71 54
248 H Fla. Atlantic 88 45
278 N Cleve land St. 81 72

LAST 12 Division I GAMES:

72 A Al abama	58 69	63 H Washington	63 51
192 H Ni choll s St.	71 46	37 A LSU	56 54
246 H Southern Mi ss.	71 54	209 H Texas Southern	62 56
248 H Fla. Atlantic	88 45		
278 N Cleve land St.	81 72		
2 N Cal i forni a	57 65		

T
u
l
a
n
eT
u
l
a
n
e

Non-Div I Games:

Tulane

Average RPI Win: **162**
 Average RPI Loss: **93**

WON-LOST
RECORD

WINNING
PCT. RANK

LAST 10
GAMES

STRENGTH OF
SCHEDULE

OPP. STRENGTH
OF SCHEDULE

TEAM
RPI

ADJ.
RPI

CONF.
RPI

ADJ CONF.
RPI

DIV. I ONLY	5- 5	158	0- 1	159	37	120	120	8	8
DIV. I NON-CONF.	5- 5	158	0- 1	159	37	120	120	8	8

TOTALS	RPI 1-25	RPI 26-50	W-L RECORDS	RPI 51-100	RPI 101-150	RPI 150+			
5- 5	0- 0	0- 2	OVERALL	1- 1	1- 1	3- 1			
3- 0	0- 0	0- 0	HOME	0- 0	1- 0	2- 0			
1- 5	0- 0	0- 2	AWAY	0- 1	0- 1	1- 1			
1- 0	0- 0	0- 0	NEUTRAL	1- 0	0- 0	0- 0			
5- 5	0- 0	0- 2	NON-CONFERENCE	1- 1	1- 1	3- 1			
3- 0	0- 0	0- 0	HOME	0- 0	1- 0	2- 0			
1- 5	0- 0	0- 2	AWAY	0- 1	0- 1	1- 1			
1- 0	0- 0	0- 0	NEUTRAL	1- 0	0- 0	0- 0			
0- 0	0- 0	0- 0	CONFERENCE	0- 0	0- 0	0- 0			
0- 0	0- 0	0- 0	HOME	0- 0	0- 0	0- 0			
0- 0	0- 0	0- 0	AWAY	0- 0	0- 0	0- 0			
0- 0	0- 0	0- 0	NEUTRAL	0- 0	0- 0	0- 0			

RPI 1-25				RPI 26-50				RPI 51-100				RPI 101+				Team's RPI: 120	
RPI	S	Opponent	Score	RPI	S	Opponent	Score	RPI	S	Opponent	Score	RPI	S	Opponent	Score		
35	A	Arizona St.	52 70	72	N	Alabama	80 73	133	A	American	52 68						
50	A	Belmont	53 78	89	A	SFA	34 76	136	H	Abilene Christian	75 63						
								159	A	Arkansas St.	60 73						
								181	A	Oral Roberts	76 68						
								189	H	Saint Louis	86 75						
								231	H	Stetson	55 54						
LAST 12 Division I GAMES:																	
136	H	Abilene Christian	75 63	35	A	Arizona St.	52 70	159	A	Arkansas St.	60 73						
89	A	SFA	34 76	72	N	Alabama	80 73	231	H	Stetson	55 54						
189	H	Saint Louis	86 75														
181	A	Oral Roberts	76 68														
50	A	Belmont	53 78														
133	A	American	52 68														

Non-Div I Games:

Tulsa

Average RPI	Win:	276	WON-LOST	WINNING	LAST 10	STRENGTH OF	OPP. STRENGTH	TEAM	ADJ.	CONF.	ADJ CONF.
Average RPI	Loss:	12	RECORD	PCT. RANK	GAMES	SCHEDULE	OF SCHEDULE	RPI	RPI	RPI	RPI
DIV. I ONLY		8- 1	22	0- 1	331	191	167	167	18	18	
DIV. I NON-CONF.		8- 1	22	0- 1	331	191	167	167	18	18	

TOTALS	RPI 1-25		RPI 26-50		W-L RECORDS	RPI 51-100		RPI 101-150		RPI 150+	
8- 1	0- 1		0- 0		OVERALL	0- 0		0- 0		8- 0	
5- 0	0- 0		0- 0		HOME	0- 0		0- 0		5- 0	
2- 0	0- 0		0- 0		AWAY	0- 0		0- 0		2- 0	
1- 1	0- 1		0- 0		NEUTRAL	0- 0		0- 0		1- 0	
8- 1	0- 1		0- 0		NON-CONFERENCE	0- 0		0- 0		8- 0	
5- 0	0- 0		0- 0		HOME	0- 0		0- 0		5- 0	
2- 0	0- 0		0- 0		AWAY	0- 0		0- 0		2- 0	
1- 1	0- 1		0- 0		NEUTRAL	0- 0		0- 0		1- 0	
0- 0	0- 0		0- 0		CONFERENCE	0- 0		0- 0		0- 0	
0- 0	0- 0		0- 0		HOME	0- 0		0- 0		0- 0	
0- 0	0- 0		0- 0		AWAY	0- 0		0- 0		0- 0	
0- 0	0- 0		0- 0		NEUTRAL	0- 0		0- 0		0- 0	

RPI 1-25				RPI 26-50				RPI 51-100				RPI 101+ Team's RPI: 167			
RPI	S	Opponent	Score	RPI	S	Opponent	Score	RPI	S	Opponent	Score	RPI	S	Opponent	Score
12	N	Tennessee	69 73									179	N	Oklahoma	89 84
												214	H	Appalachian St.	80 61
												264	A	Samford	66 41
												271	H	Alabama A&M	82 47
												276	H	Memphis	85 54
												325	A	Chicago St.	90 45
												328	H	McNeese	91 48
												350	H	Alcorn	80 53

LAST 12 Division I GAMES:															
179	N	Oklahoma	89 84	12	N	Tennessee	69 73	328	H	McNeese	91 48	264	A	Samford	66 41
325	A	Chicago St.	90 45	276	H	Memphis	85 54	350	H	Alcorn	80 53	271	H	Alabama A&M	82 47
214	H	Appalachian St.	80 61												

Non-Div I Games:

UAB

Through Games Of Dec. 9, 2018															
UC Davis		Average RPI	Win: 227	WON-LOST	WINNING	LAST 10	STRENGTH OF		OPP. STRENGTH	TEAM	ADJ.	CONF.	ADJ CONF.		
		Average RPI	Loss: 61	RECORD	PCT. RANK	GAMES	SCHEDULE		OF SCHEDULE	RPI	RPI	RPI	RPI		
DIV. I ONLY				5- 5	158	0- 1	123		82	113	113	22	22		
DIV. I NON-CONF.				5- 5	158	0- 1	123		82	113	113	22	22		

TOTALS		RPI 1-25		RPI 26-50		W-L RECORDS		RPI 51-100		RPI 101-150		RPI 150+			
5- 5		0- 1		0- 0		OVERALL		0- 4		0- 0		5- 0			
2- 1		0- 0		0- 0		HOME		0- 1		0- 0		2- 0			
2- 4		0- 1		0- 0		AWAY		0- 3		0- 0		2- 0			
1- 0		0- 0		0- 0		NEUTRAL		0- 0		0- 0		1- 0			
5- 5		0- 1		0- 0		NON-CONFERENCE		0- 4		0- 0		5- 0			
2- 1		0- 0		0- 0		HOME		0- 1		0- 0		2- 0			
2- 4		0- 1		0- 0		AWAY		0- 3		0- 0		2- 0			
1- 0		0- 0		0- 0		NEUTRAL		0- 0		0- 0		1- 0			
0- 0		0- 0		0- 0		CONFERENCE		0- 0		0- 0		0- 0			
0- 0		0- 0		0- 0		HOME		0- 0		0- 0		0- 0			
0- 0		0- 0		0- 0		AWAY		0- 0		0- 0		0- 0			
0- 0		0- 0		0- 0		NEUTRAL		0- 0		0- 0		0- 0			

RPI 1-25				RPI 26-50				RPI 51-100				RPI 101+		Team's RPI: 113	
RPI	S	Opponent	Score	RPI	S	Opponent	Score	RPI	S	Opponent	Score	RPI	S	Opponent	Score
21	A	Stanford	43 71					58	A	Montana	56 62	185	A	Washington St.	75 62
								66	A	Loyola Marymount	53 60	207	N	Nevada	84 68
								73	A	Portland St.	50 65	223	H	Southern Utah	68 45
								85	H	Paci fi c	80 83	252	H	Seattle U	76 59
												267	A	Sacramento St.	109 60

LAST 12 Division I GAMES:															
58	A	Montana	56 62	267	A	Sacramento St.	109 60								
252	H	Seattle U	76 59	207	N	Nevada	84 68								
85	H	Paci fi c	80 83	66	A	Loyola Marymount	53 60								
21	A	Stanford	43 71	223	H	Southern Utah	68 45								
				185	A	Washington St.	75 62								
				73	A	Portland St.	50 65								

Non-Div I Games:

UC Irvine				Through Games Of Dec. 9, 2018							
Average RPI	Win:	236	WON-LOST	WINNING	LAST 10	STRENGTH OF	OPP. STRENGTH	TEAM	ADJ.	CONF.	ADJ CONF.
Average RPI	Loss:	153	RECORD	PCT. RANK	GAMES	SCHEDULE	OF SCHEDULE	RPI	RPI	RPI	RPI
DIV. I ONLY		6- 1		39	0- 1	335	124	199	199	22	22
DIV. I NON-CONF.		6- 1		39	0- 1	335	124	199	199	22	22

TOTALS	RPI 1-25		RPI 26-50		W-L RECORDS	RPI 51-100		RPI 101-150		RPI 150+	
6- 1	0- 0		0- 0		OVERALL	0- 0		1- 0		5- 1	
3- 1	0- 0		0- 0		HOME	0- 0		0- 0		3- 1	
1- 0	0- 0		0- 0		AWAY	0- 0		0- 0		1- 0	
2- 0	0- 0		0- 0		NEUTRAL	0- 0		1- 0		1- 0	
6- 1	0- 0		0- 0		NON-CONFERENCE	0- 0		1- 0		5- 1	
3- 1	0- 0		0- 0		HOME	0- 0		0- 0		3- 1	
1- 0	0- 0		0- 0		AWAY	0- 0		0- 0		1- 0	
2- 0	0- 0		0- 0		NEUTRAL	0- 0		1- 0		1- 0	
0- 0	0- 0		0- 0		CONFERENCE	0- 0		0- 0		0- 0	
0- 0	0- 0		0- 0		HOME	0- 0		0- 0		0- 0	
0- 0	0- 0		0- 0		AWAY	0- 0		0- 0		0- 0	
0- 0	0- 0		0- 0		NEUTRAL	0- 0		0- 0		0- 0	

RPI 1-25				RPI 26-50				RPI 51-100				RPI 101+ Team's RPI: 199			
RPI	S	Opponent	Score	RPI	S	Opponent	Score	RPI	S	Opponent	Score	RPI	S	Opponent	Score
												125	N	Indiana St.	77 61
												153	H	San Diego St.	70 78
												222	H	UNLV	57 55
												223	H	Southern Utah	75 58
												227	A	San Jose St.	74 66
												269	H	CSU Bakersfield	85 78
												349	N	LIU Brooklyn	84 71

LAST 12 Division I GAMES:															
				153	H	San Diego St.	70 78	349	N	LIU Brooklyn	84 71				
				227	A	San Jose St.	74 66	223	H	Southern Utah	75 58				
				269	H	CSU Bakersfield	85 78	222	H	UNLV	57 55				
				125	N	Indiana St.	77 61								

Non-Div I Games: LIFE Pacific 105 31

UC Ri versi de				Through Games Of Dec. 9, 2018							
Average RPI	Win:	214	WON-LOST	WINNING	LAST 10	STRENGTH OF	OPP. STRENGTH	TEAM	ADJ.	CONF.	ADJ CONF.
Average RPI	Loss:	125	RECORD	PCT. RANK	GAMES	SCHEDULE	OF SCHEDULE	RPI	RPI	RPI	RPI
DIV. I ONLY			2- 6	266	1- 0	19	297	178	178	22	22
DIV. I NON-CONF.			2- 6	266	1- 0	19	297	178	178	22	22

TOTALS		RPI 1-25		RPI 26-50		W-L RECORDS	RPI 51-100	RPI 101-150		RPI 150+	
2- 6		0- 1		0- 0		OVERALL	0- 3	0- 0		2- 2	
2- 0		0- 0		0- 0		HOME	0- 0	0- 0		2- 0	
0- 4		0- 0		0- 0		AWAY	0- 3	0- 0		0- 1	
0- 2		0- 1		0- 0		NEUTRAL	0- 0	0- 0		0- 1	
2- 6		0- 1		0- 0		NON-CONFERENCE	0- 3	0- 0		2- 2	
2- 0		0- 0		0- 0		HOME	0- 0	0- 0		2- 0	
0- 4		0- 0		0- 0		AWAY	0- 3	0- 0		0- 1	
0- 2		0- 1		0- 0		NEUTRAL	0- 0	0- 0		0- 1	
0- 0		0- 0		0- 0		CONFERENCE	0- 0	0- 0		0- 0	
0- 0		0- 0		0- 0		HOME	0- 0	0- 0		0- 0	
0- 0		0- 0		0- 0		AWAY	0- 0	0- 0		0- 0	
0- 0		0- 0		0- 0		NEUTRAL	0- 0	0- 0		0- 0	

RPI 1-25				RPI 26-50				RPI 51-100				RPI 101+ Team's RPI: 178			
RPI	S	Opponent	Score	RPI	S	Opponent	Score	RPI	S	Opponent	Score	RPI	S	Opponent	Score
10	N	Oregon	44 94					79	A	Southern Cal i forni a	55 73	184	N	Milwaukee	54 56
								88	A	BYU	70 72	205	H	Coastal Caro.	62 43
								97	A	Oklahoma St.	51 76	223	H	Southern Utah	56 50
												290	A	Cal i forni a Bapti st	57 65
LAST 12 Division I GAMES:															

Non-Di v I Games:

UC Santa Barbara				Through Games Of Dec. 9, 2018								
Average RPI	Win:	288	WON-LOST	WINNING	LAST 10	STRENGTH OF	OPP. STRENGTH	TEAM	ADJ.	CONF.	ADJ CONF.	
Average RPI	Loss:	148	RECORD	PCT. RANK	GAMES	SCHEDULE	OF SCHEDULE	RPI	RPI	RPI	RPI	
DIV. I ONLY		2- 7		275	1- 0	222		229	302	302	22	22
DIV. I NON-CONF.		2- 7		275	1- 0	222		229	302	302	22	22

TOTALS	RPI 1-25		RPI 26-50		W-L RECORDS	RPI 51-100		RPI 101-150		RPI 150+		
2- 7	0- 0		0- 1		OVERALL	0- 3		0- 0		2- 3		
1- 3	0- 0		0- 1		HOME	0- 1		0- 0		1- 1		
0- 4	0- 0		0- 0		AWAY	0- 2		0- 0		0- 2		
1- 0	0- 0		0- 0		NEUTRAL	0- 0		0- 0		1- 0		
2- 7	0- 0		0- 1		NON-CONFERENCE	0- 3		0- 0		2- 3		
1- 3	0- 0		0- 1		HOME	0- 1		0- 0		1- 1		
0- 4	0- 0		0- 0		AWAY	0- 2		0- 0		0- 2		
1- 0	0- 0		0- 0		NEUTRAL	0- 0		0- 0		1- 0		
0- 0	0- 0		0- 0		CONFERENCE	0- 0		0- 0		0- 0		
0- 0	0- 0		0- 0		HOME	0- 0		0- 0		0- 0		
0- 0	0- 0		0- 0		AWAY	0- 0		0- 0		0- 0		
0- 0	0- 0		0- 0		NEUTRAL	0- 0		0- 0		0- 0		

RPI 1-25				RPI 26-50				RPI 51-100				RPI 101+ Team's RPI: 302			
RPI	S	Opponent	Score	RPI	S	Opponent	Score	RPI	S	Opponent	Score	RPI	S	Opponent	Score
				44	H	Saint Mary's (CA)	55 80	66	H	Loyola Marymount	57 70	222	A	UNLV	51 69
								79	A	Southern California	39 82	233	N	Dartmouth	62 56
								85	A	Pacific	53 69	269	H	CSU Bakersfield	48 56
												270	A	Utah Valley	54 63
												342	H	Grand Canyon	66 55

LAST 12 Division I GAMES:															
233	N	Dartmouth	62 56	85	A	Pacific	53 69								
269	H	CSU Bakersfield	48 56	342	H	Grand Canyon	66 55								
270	A	Utah Valley	54 63	44	H	Saint Mary's (CA)	55 80								
				222	A	UNLV	51 69								
				66	H	Loyola Marymount	57 70								
				79	A	Southern California	39 82								

Non-Div I Games:

U
C
F

U
C
F

UCF

Average RPI Win: 134
Average RPI Loss: 47

WON-LOST
RECORD

WINNING
PCT. RANK

LAST 10
GAMES

STRENGTH OF
SCHEDULE

OPP. STRENGTH
OF SCHEDULE

TEAM
RPI

ADJ.
RPI

CONF.
RPI

ADJ CONF.
RPI

DIV. I ONLY
DIV. I NON-CONF.

4- 5
4- 5

192
192

1- 0
1- 0

4
4

192
192

48
48

48
48

2
2

2
2

TOTALS

RPI 1-25

RPI 26-50

W-L RECORDS

RPI 51-100

RPI 101-150

RPI 150+

4- 5

0- 2

0- 1

OVERALL

0- 2

4- 0

0- 0

4- 1

0- 1

0- 0

HOME

0- 0

4- 0

0- 0

0- 1

0- 0

0- 0

AWAY

0- 1

0- 0

0- 0

0- 3

0- 1

0- 1

NEUTRAL

0- 1

0- 0

0- 0

4- 5

0- 2

0- 1

NON-CONFERENCE

0- 2

4- 0

0- 0

4- 1

0- 1

0- 0

HOME

0- 0

4- 0

0- 0

0- 1

0- 0

0- 0

AWAY

0- 1

0- 0

0- 0

0- 3

0- 1

0- 1

NEUTRAL

0- 1

0- 0

0- 0

0- 0

0- 0

0- 0

CONFERENCE

0- 0

0- 0

0- 0

0- 0

0- 0

0- 0

HOME

0- 0

0- 0

0- 0

0- 0

0- 0

0- 0

AWAY

0- 0

0- 0

0- 0

0- 0

0- 0

0- 0

NEUTRAL

0- 0

0- 0

0- 0

RPI 1-25

RPI 26-50

Team's RPI: 48

RPI 51-100

RPI 101+

RPI S Opponent Score
15 N Kentucky 74 75
19 H Indiana 65 67

RPI S Opponent Score
33 N North Carolina 49 83

RPI S Opponent Score
66 A Loyola Marymount 63 69
100 N South Fla. 56 60

RPI S Opponent Score
114 H Seton Hall 78 62
133 H Rice 59 50
140 H Fresno St. 89 80
148 H Georgia 80 69

LAST 12 Division I GAMES:

100 N South Fla. 56 60 140 H Fresno St. 89 80
15 N Kentucky 74 75 19 H Indiana 65 67
33 N North Carolina 49 83 66 A Loyola Marymount 63 69
114 H Seton Hall 78 62
148 H Georgia 80 69
133 H Rice 59 50

Non-Div I Games:

UCLA

Average RPI Win: 106
Average RPI Loss: 0

WON-LOST
RECORD

WINNING
PCT. RANK

LAST 10
GAMES

STRENGTH OF
SCHEDULE

OPP. STRENGTH
OF SCHEDULE

TEAM
RPI

ADJ.
RPI

CONF.
RPI

ADJ CONF.
RPI

DIV. I ONLY
DIV. I NON-CONF.

9- 0
9- 0

1
1

1- 0
1- 0

13
13

19
19

3
3

3
3

8
8

8
8

TOTALS

RPI 1-25

RPI 26-50

W-L RECORDS

RPI 51-100

RPI 101-150

RPI 150+

9- 0
3- 0
2- 0
4- 0

1- 0
0- 0
1- 0
0- 0

1- 0
1- 0
0- 0
0- 0

OVERALL
HOME
AWAY
NEUTRAL

3- 0
1- 0
0- 0
2- 0

1- 0
1- 0
0- 0
0- 0

3- 0
0- 0
1- 0
2- 0

9- 0
3- 0
2- 0
4- 0

1- 0
0- 0
1- 0
0- 0

1- 0
1- 0
0- 0
0- 0

NON-CONFERENCE
HOME
AWAY
NEUTRAL

3- 0
1- 0
0- 0
2- 0

1- 0
1- 0
0- 0
0- 0

3- 0
0- 0
1- 0
2- 0

0- 0
0- 0
0- 0
0- 0

0- 0
0- 0
0- 0
0- 0

0- 0
0- 0
0- 0
0- 0

CONFERENCE
HOME
AWAY
NEUTRAL

0- 0
0- 0
0- 0
0- 0

0- 0
0- 0
0- 0
0- 0

0- 0
0- 0
0- 0
0- 0

RPI 1-25 Team's RPI: 3
RPI S Opponent Score
1 A Notre Dame 89 71

RPI 26-50
RPI S Opponent Score
40 H DePaul 99 63

RPI 51-100
RPI S Opponent Score
65 N Purdue 86 40
69 N St. John's (NY) 65 55
92 H Ohio St. 85 53

RPI 101+
RPI S Opponent Score
114 H Seton Hall 99 61
152 N Vanderbilt 80 42
189 A Saint Louis 98 42
236 N Ole Miss 90 50

LAST 12 Division I GAMES:

69 N St. John's (NY) 65 55
236 N Ole Miss 90 50
152 N Vanderbilt 80 42
92 H Ohio St. 85 53
114 H Seton Hall 99 61
189 A Saint Louis 98 42
1 A Notre Dame 89 71
40 H DePaul 99 63
65 N Purdue 86 40

U
C
o
n
nU
C
o
n
n

Non-Div I Games:

UConn

Loss, Non-Conf, S Site, H Home A Away N Neutral

U
I
CU
I
C

UIC

Average RPI Win: 266		WON-LOST	WINNING	LAST 10	STRENGTH OF	OPP. STRENGTH	TEAM	ADJ.	CONF.	ADJ CONF.
Average RPI Loss: 158		RECORD	PCT. RANK	GAMES	SCHEDULE	OF SCHEDULE	RPI	RPI	RPI	RPI
DIV. I ONLY		3- 5	218	0- 1	285	173	272	272	24	24
DIV. I NON-CONF.		3- 5	218	0- 1	285	173	272	272	24	24

TOTALS	RPI 1-25		RPI 26-50		W-L RECORDS		RPI 51-100		RPI 101-150	RPI 150+
3- 5	0- 0		0- 1		OVERALL		0- 0		0- 1	3- 3
0- 3	0- 0		0- 0		HOME		0- 0		0- 0	0- 3
1- 2	0- 0		0- 1		AWAY		0- 0		0- 1	1- 0
2- 0	0- 0		0- 0		NEUTRAL		0- 0		0- 0	2- 0
3- 5	0- 0		0- 1		NON-CONFERENCE		0- 0		0- 1	3- 3
0- 3	0- 0		0- 0		HOME		0- 0		0- 0	0- 3
1- 2	0- 0		0- 1		AWAY		0- 0		0- 1	1- 0
2- 0	0- 0		0- 0		NEUTRAL		0- 0		0- 0	2- 0
0- 0	0- 0		0- 0		CONFERENCE		0- 0		0- 0	0- 0
0- 0	0- 0		0- 0		HOME		0- 0		0- 0	0- 0
0- 0	0- 0		0- 0		AWAY		0- 0		0- 0	0- 0
0- 0	0- 0		0- 0		NEUTRAL		0- 0		0- 0	0- 0

[illegible]

UMBC

U
M
E
S

U
M
E
S

Non-Div I Games:

Regent

72 16

Cheyney

88 39

■ Loss, ■ Non-Conf, S Site, H Home A Away N Neutral

Average RPI Win: 329

Average RPI Loss: 111

WON-LOST
RECORDWINNING
PCT. RANKLAST 10
GAMESSTRENGTH OF
SCHEDULEOPP. STRENGTH
OF SCHEDULETEAM
RPIADJ.
RPICONF.
RPIADJ CONF.
RPIDIV. I ONLY
DIV. I NON-CONF.1- 6
1- 6301
3010- 0
0- 063
63276
276217
217217
21730
3030
30

TOTALS

RPI 1-25

RPI 26-50

W-L RECORDS

RPI 51-100

RPI 101-150

RPI 150+

1- 6

0- 0

0- 0

OVERALL

0- 4

0- 0

1- 2

0- 1

0- 0

0- 0

HOME

0- 0

0- 0

0- 1

1- 5

0- 0

0- 0

AWAY

0- 4

0- 0

1- 1

0- 0

0- 0

0- 0

NEUTRAL

0- 0

0- 0

0- 0

1- 6

0- 0

0- 0

NON-CONFERENCE

0- 4

0- 0

1- 2

0- 1

0- 0

0- 0

HOME

0- 0

0- 0

0- 1

1- 5

0- 0

0- 0

AWAY

0- 4

0- 0

1- 1

0- 0

0- 0

0- 0

NEUTRAL

0- 0

0- 0

0- 0

0- 0

0- 0

0- 0

CONFERENCE

0- 0

0- 0

0- 0

0- 0

0- 0

0- 0

HOME

0- 0

0- 0

0- 0

0- 0

0- 0

0- 0

AWAY

0- 0

0- 0

0- 0

0- 0

0- 0

0- 0

NEUTRAL

0- 0

0- 0

0- 0

RPI 1-25

RPI 26-50

RPI 51-100

RPI 101+

Team's RPI: 217

RPI S Opponent Score

RPI S Opponent Score



RPI S Opponent Score



RPI S Opponent Score



55  Denver 75  92


77  Missouri 59  66

94  Kansas 55  67



95  Kansas St. 50  61


166  George Mason 84  91



181  Oral Roberts 64  75



329  North Dakota St. 69 59



LAST 12 Division I GAMES:



77  Missouri 59  66



329  North Dakota St. 69 59

166  George Mason 84  91

181  Oral Roberts 64  75

95  Kansas St. 50  61

55  Denver 75  92

94  Kansas 55  67

Non-Div I Games:

Peru St.

98 62

Mo.-St. Louis

92 63

UMKC

Average RPI Win:	315	WON-LOST	WINNING	LAST 10	STRENGTH OF	OPP. STRENGTH	TEAM	ADJ.	CONF.	ADJ CONF.
Average RPI Loss:	187	RECORD	PCT. RANK	GAMES	SCHEDULE	OF SCHEDULE	RPI	RPI	RPI	RPI
DIV. I ONLY	2- 7	275	0- 1	249	327	309	309	24	24	
DIV. I NON-CONF.	2- 7	275	0- 1	249	327	309	309	24	24	

TOTALS	RPI 1-25	RPI 26-50	W-L RECORDS	RPI 51-100	RPI 101-150	RPI 150+				
2- 7	0- 0	0- 0	OVERALL	0- 1	0- 2	2- 4				
1- 3	0- 0	0- 0	HOME	0- 0	0- 1	1- 2				
1- 4	0- 0	0- 0	AWAY	0- 1	0- 1	1- 2				
0- 0	0- 0	0- 0	NEUTRAL	0- 0	0- 0	0- 0				
2- 7	0- 0	0- 0	NON-CONFERENCE	0- 1	0- 2	2- 4				
1- 3	0- 0	0- 0	HOME	0- 0	0- 1	1- 2				
1- 4	0- 0	0- 0	AWAY	0- 1	0- 1	1- 2				
0- 0	0- 0	0- 0	NEUTRAL	0- 0	0- 0	0- 0				
0- 0	0- 0	0- 0	CONFERENCE	0- 0	0- 0	0- 0				
0- 0	0- 0	0- 0	HOME	0- 0	0- 0	0- 0				
0- 0	0- 0	0- 0	AWAY	0- 0	0- 0	0- 0				
0- 0	0- 0	0- 0	NEUTRAL	0- 0	0- 0	0- 0				

RPI 1-25				RPI 26-50				RPI 51-100				RPI 101+ Team's RPI : 309					
RPI	S	Opponent	Score	RPI	S	Opponent	Score	RPI	S	Opponent	Score	RPI	S	Opponent	Score		
								67	A	Butler	36	89	114	A	Seton Hall	57	90
												127	H	Providence	47	71	
												197	A	Holy Cross	54	63	
												249	A	Cornell	54	63	
												268	H	Bryant	57	58	
												280	H	Saint Peter's	59	57	
												286	H	Colgate	52	61	
												349	A	LIU Brooklyn	69	64	
LAST 12 Division I GAMES:																	
				197	A	Holy Cross	54	63				127	H	Providence	47	71	
				349	A	LIU Brooklyn	69	64				286	H	Colgate	52	61	
				114	A	Seton Hall	57	90				268	H	Bryant	57	58	
				67	A	Butler	36	89									
				249	A	Cornell	54	63									
				280	H	Saint Peter's	59	57									

Non-Div I Games: Fisher 79 45

UMass Lowell

Average RPI Win: 283 WON-LOST RECORD WINNING PCT. RANK LAST 10 GAMES STRENGTH OF SCHEDULE OPP. STRENGTH OF SCHEDULE TEAM RPI ADJ. RPI CONF. RPI ADJ CONF. RPI

DIV. I ONLY	3- 3	158	0- 0	130	243	164	164	29	29
DIV. I NON-CONF.	3- 3	158	0- 0	130	243	164	164	29	29
TOTALS	RPI 1-25	RPI 26-50	W-L RECORDS	RPI 51-100	RPI 101-150	RPI 150+			
3- 3	0- 1	0- 0	OVERALL	0- 1	0- 0	3- 1			
3- 0	0- 0	0- 0	HOME	0- 0	0- 0	3- 0			
0- 3	0- 1	0- 0	AWAY	0- 1	0- 0	0- 1			
0- 0	0- 0	0- 0	NEUTRAL	0- 0	0- 0	0- 0			
3- 3	0- 1	0- 0	NON-CONFERENCE	0- 1	0- 0	3- 1			
3- 0	0- 0	0- 0	HOME	0- 0	0- 0	3- 0			
0- 3	0- 1	0- 0	AWAY	0- 1	0- 0	0- 1			
0- 0	0- 0	0- 0	NEUTRAL	0- 0	0- 0	0- 0			
0- 0	0- 0	0- 0	CONFERENCE	0- 0	0- 0	0- 0			
0- 0	0- 0	0- 0	HOME	0- 0	0- 0	0- 0			
0- 0	0- 0	0- 0	AWAY	0- 0	0- 0	0- 0			
0- 0	0- 0	0- 0	NEUTRAL	0- 0	0- 0	0- 0			

RPI S Opponent Score	RPI S Opponent Score	RPI S Opponent Score	RPI S Opponent Score
12 A Tennessee 46 73		80 A Charlotte 53 70	193 A Furman 47 58
			211 H Wofford 60 46
			311 H Davi dson 69 56
			326 H Western Caro. 74 49
Team's RPI: 164			
LAST 12 Division I GAMES:			
80 A Charlotte 53 70	193 A Furman 47 58	211 H Wofford 60 46	311 H Davi dson 69 56
	326 H Western Caro. 74 49	12 A Tennessee 46 73	

Non-Div I Games: Warren Wilson 92 31

UNC Asheville

Average RPI	Win:	0	WON-LOST	WINNING	LAST 10	STRENGTH OF	OPP. STRENGTH	TEAM	ADJ.	CONF.	ADJ CONF.
Average RPI	Loss:	212	RECORD	PCT. RANK	GAMES	SCHEDULE	OF SCHEDULE	RPI	RPI	RPI	RPI
DIV. I ONLY		0- 4		327	0- 0	194	330	335	335	25	25
DIV. I NON-CONF.		0- 4		327	0- 0	194	330	335	335	25	25

TOTALS	RPI 1-25		RPI 26-50		W-L RECORDS	RPI 51-100		RPI 101-150		RPI 150+	
0- 4	0- 0		0- 0		OVERALL	0- 0		0- 0		0- 4	
0- 0	0- 0		0- 0		HOME	0- 0		0- 0		0- 0	
0- 4	0- 0		0- 0		AWAY	0- 0		0- 0		0- 4	
0- 0	0- 0		0- 0		NEUTRAL	0- 0		0- 0		0- 0	
0- 4	0- 0		0- 0		NON-CONFERENCE	0- 0		0- 0		0- 4	
0- 0	0- 0		0- 0		HOME	0- 0		0- 0		0- 0	
0- 4	0- 0		0- 0		AWAY	0- 0		0- 0		0- 4	
0- 0	0- 0		0- 0		NEUTRAL	0- 0		0- 0		0- 0	
0- 0	0- 0		0- 0		CONFERENCE	0- 0		0- 0		0- 0	
0- 0	0- 0		0- 0		HOME	0- 0		0- 0		0- 0	
0- 0	0- 0		0- 0		AWAY	0- 0		0- 0		0- 0	
0- 0	0- 0		0- 0		NEUTRAL	0- 0		0- 0		0- 0	

RPI 1-25				RPI 26-50				RPI 51-100				RPI 101+ Team's RPI: 335			
RPI	S	Opponent	Score	RPI	S	Opponent	Score	RPI	S	Opponent	Score	RPI	S	Opponent	Score
												169	A	Georgia St.	63 70
												190	A	Campbell	49 53
												214	A	Appalachian St.	65 68
												275	A	High Point	75 82

LAST 12 Division I GAMES:															
				275	A	High Point	75 82								
				190	A	Campbell	49 53								
				214	A	Appalachian St.	65 68								
				169	A	Georgia St.	63 70								

Non-Div I Games: Pfeiffer 92 23 UNC Pembroke 72 32 Lees-McRae 92 36 Young Harris 62 29
UNC Greensboro

Average RPI	Win:	331	WON-LOST	WINNING	LAST 10	STRENGTH OF	OPP. STRENGTH	TEAM	ADJ.	CONF.	ADJ CONF.
Average RPI	Loss:	65	RECORD	PCT. RANK	GAMES	SCHEDULE	OF SCHEDULE	RPI	RPI	RPI	RPI
DIV. I ONLY		3- 3		158	0- 1	238	278	196	196	13	13
DIV. I NON-CONF.		3- 3		158	0- 1	238	278	196	196	13	13

TOTALS	RPI 1-25		RPI 26-50		W-L RECORDS	RPI 51-100		RPI 101-150		RPI 150+	
3- 3	0- 0		0- 1		OVERALL	0- 2		0- 0		3- 0	
2- 0	0- 0		0- 0		HOME	0- 0		0- 0		2- 0	
1- 3	0- 0		0- 1		AWAY	0- 2		0- 0		1- 0	
0- 0	0- 0		0- 0		NEUTRAL	0- 0		0- 0		0- 0	
3- 3	0- 0		0- 1		NON-CONFERENCE	0- 2		0- 0		3- 0	
2- 0	0- 0		0- 0		HOME	0- 0		0- 0		2- 0	
1- 3	0- 0		0- 1		AWAY	0- 2		0- 0		1- 0	
0- 0	0- 0		0- 0		NEUTRAL	0- 0		0- 0		0- 0	
0- 0	0- 0		0- 0		CONFERENCE	0- 0		0- 0		0- 0	
0- 0	0- 0		0- 0		HOME	0- 0		0- 0		0- 0	
0- 0	0- 0		0- 0		AWAY	0- 0		0- 0		0- 0	
0- 0	0- 0		0- 0		NEUTRAL	0- 0		0- 0		0- 0	

RPI 1-25				RPI 26-50				RPI 51-100				RPI 101+ Team's RPI: 196			
RPI	S	Opponent	Score	RPI	S	Opponent	Score	RPI	S	Opponent	Score	RPI	S	Opponent	Score
				33	A	North Carolina	55 82	81	A	Ohio	72 95	307	H	Presbyteri an	63 48
								82	A	VCU	47 58	342	H	Grand Canyon	77 55
												345	A	N.C. Central	89 82
LAST 12 Division I GAMES:															
				33	A	North Carolina	55 82	82	A	VCU	47 58				
								345	A	N.C. Central	89 82				
								342	H	Grand Canyon	77 55				
								307	H	Presbyteri an	63 48				
								81	A	Ohio	72 95				

Non-Div I Games: Fayetteville St. 72 54 Belmont Abbey 74 58

UNCW

Loss, Non-Conf, S Site, H Home A Away N Neutral

UNIU
N
I

UNI

Average RPI	Win:	302	WON-LOST	WINNING	LAST 10	STRENGTH OF	OPP. STRENGTH	TEAM	ADJ.	CONF.	ADJ CONF.
Average RPI	Loss:	117	RECORD	PCT. RANK	GAMES	SCHEDULE	OF SCHEDULE	RPI	RPI	RPI	RPI
DIV. I ONLY		1- 7	307	0- 1	17	292	222	222	9	9	
DIV. I NON-CONF.		1- 7	307	0- 1	17	292	222	222	9	9	

TOTALS	RPI 1-25		RPI 26-50		W-L RECORDS	RPI 51-100		RPI 101-150		RPI 150+	
1- 7	0- 1		0- 1		OVERALL	0- 2		0- 1		1- 2	
1- 4	0- 1		0- 0		HOME	0- 2		0- 1		1- 0	
0- 3	0- 0		0- 1		AWAY	0- 0		0- 0		0- 2	
0- 0	0- 0		0- 0		NEUTRAL	0- 0		0- 0		0- 0	
1- 7	0- 1		0- 1		NON-CONFERENCE	0- 2		0- 1		1- 2	
1- 4	0- 1		0- 0		HOME	0- 2		0- 1		1- 0	
0- 3	0- 0		0- 1		AWAY	0- 0		0- 0		0- 2	
0- 0	0- 0		0- 0		NEUTRAL	0- 0		0- 0		0- 0	
0- 0	0- 0		0- 0		CONFERENCE	0- 0		0- 0		0- 0	
0- 0	0- 0		0- 0		HOME	0- 0		0- 0		0- 0	
0- 0	0- 0		0- 0		AWAY	0- 0		0- 0		0- 0	
0- 0	0- 0		0- 0		NEUTRAL	0- 0		0- 0		0- 0	

RPI 1-25				RPI 26-50				RPI 51-100				RPI 101+ Team's RPI: 222			
RPI	S	Opponent	Score	RPI	S	Opponent	Score	RPI	S	Opponent	Score	RPI	S	Opponent	Score
16	H	Gonzaga	59 70	46	A	Duke	38 66	71	H	Middle Tenn.	62 66	108	H	Wright St.	52 68
								79	H	Southern California	72 86	199	A	UC Irvine	55 57
												298	A	South Carolina St.	49 58
												302	H	UC Santa Barbara	69 51
LAST 12 Division I GAMES:															
16	H	Gonzaga	59 70	71	H	Middle Tenn.	62 66	298	A	South Carolina St.	49 58				
199	A	UC Irvine	55 57	46	A	Duke	38 66	79	H	Southern California	72 86				
108	H	Wright St.	52 68	302	H	UC Santa Barbara	69 51								

Non-Div I Games:

UNLV

Average RPI Win:	345	WON-LOST	WINNING	LAST 10	STRENGTH OF	OPP. STRENGTH	TEAM	ADJ.	CONF.	ADJ CONF.
Average RPI Loss:	207	RECORD	PCT. RANK	GAMES	SCHEDULE	OF SCHEDULE	RPI	RPI	RPI	RPI

DIV. I ONLY	1- 6	301	0- 0	306	283	323	323	29	29
DIV. I NON-CONF.	1- 6	301	0- 0	306	283	323	323	29	29

TOTALS	RPI 1-25	RPI 26-50	W-L RECORDS	RPI 51-100	RPI 101-150	RPI 150+			
1- 6	0- 0	0- 1	OVERALL	0- 0	0- 1	1- 4			
0- 0	0- 0	0- 0	HOME	0- 0	0- 0	0- 0			
1- 6	0- 0	0- 1	AWAY	0- 0	0- 1	1- 4			
0- 0	0- 0	0- 0	NEUTRAL	0- 0	0- 0	0- 0			
1- 6	0- 0	0- 1	NON-CONFERENCE	0- 0	0- 1	1- 4			
0- 0	0- 0	0- 0	HOME	0- 0	0- 0	0- 0			
1- 6	0- 0	0- 1	AWAY	0- 0	0- 1	1- 4			
0- 0	0- 0	0- 0	NEUTRAL	0- 0	0- 0	0- 0			
0- 0	0- 0	0- 0	CONFERENCE	0- 0	0- 0	0- 0			
0- 0	0- 0	0- 0	HOME	0- 0	0- 0	0- 0			
0- 0	0- 0	0- 0	AWAY	0- 0	0- 0	0- 0			
0- 0	0- 0	0- 0	NEUTRAL	0- 0	0- 0	0- 0			

RPI 1-25				RPI 26-50				RPI 51-100				RPI 101+ Team's RPI : 323			
RPI	S	Opponent	Score	RPI	S	Opponent	Score	RPI	S	Opponent	Score	RPI	S	Opponent	Score
				38	A	Virginia Tech	45 96					121	A	Nebraska	64 87
												193	A	Furman	67 78
												263	A	Omaha	69 96
												298	A	South Carolina St.	66 71
												326	A	Western Caro.	64 68
												345	A	N. C. Central	82 63
LAST 12 Division I GAMES:															
				326	A	Western Caro.	64 68	193	A	Furman	67 78				
				298	A	South Carolina St.	66 71	121	A	Nebraska	64 87				
				345	A	N. C. Central	82 63	263	A	Omaha	69 96				
								38	A	Virginia Tech	45 96				

Non-Div I Games: Converse 69 51 UNKNOWN 101 53

Average RPI	Win:	256	WON-LOST	WINNING	LAST 10	STRENGTH OF	OPP. STRENGTH	TEAM	ADJ.	CONF.	ADJ CONF.
Average RPI	Loss:	99	RECORD	PCT. RANK	GAMES	SCHEDULE	OF SCHEDULE	RPI	RPI	RPI	RPI
DIV. I ONLY		5- 2		81	1- 0	320	102	195	195	19	19
DIV. I NON-CONF.		5- 2		81	1- 0	320	102	195	195	19	19

TOTALS	RPI 1-25		RPI 26-50		W-L RECORDS	RPI 51-100		RPI 101-150		RPI 150+	
5- 2	0- 0		0- 0		OVERALL	0- 1		0- 1		5- 0	
2- 1	0- 0		0- 0		HOME	0- 1		0- 0		2- 0	
3- 1	0- 0		0- 0		AWAY	0- 0		0- 1		3- 0	
0- 0	0- 0		0- 0		NEUTRAL	0- 0		0- 0		0- 0	
5- 2	0- 0		0- 0		NON-CONFERENCE	0- 1		0- 1		5- 0	
2- 1	0- 0		0- 0		HOME	0- 1		0- 0		2- 0	
3- 1	0- 0		0- 0		AWAY	0- 0		0- 1		3- 0	
0- 0	0- 0		0- 0		NEUTRAL	0- 0		0- 0		0- 0	
0- 0	0- 0		0- 0		CONFERENCE	0- 0		0- 0		0- 0	
0- 0	0- 0		0- 0		HOME	0- 0		0- 0		0- 0	
0- 0	0- 0		0- 0		AWAY	0- 0		0- 0		0- 0	
0- 0	0- 0		0- 0		NEUTRAL	0- 0		0- 0		0- 0	

RPI 1-25				RPI 26-50				RPI 51-100				RPI 101+				Team's RPI: 195
RPI	S	Opponent	Score	RPI	S	Opponent	Score	RPI	S	Opponent	Score	RPI	S	Opponent	Score	
								57	H	Arkansas	65 66	140	A	Fresno St.	61 70	
												181	A	Oral Roberts	80 62	
												242	A	San Francisco	80 73	
												250	H	Grambling	78 54	
												292	A	Incarnate Word	97 49	
												316	H	Jackson St.	99 63	
LAST 12 Division I GAMES:																
242	A	San Francisco	80 73	181	A	Oral Roberts	80 62	292	A	Incarnate Word	97 49					
140	A	Fresno St.	61 70													
250	H	Grambling	78 54													
57	H	Arkansas	65 66													
316	H	Jackson St.	99 63													

Non-Div I Games:

UT Arlington

Average RPI Win:	198	WON-LOST	WINNING	LAST 10	STRENGTH OF	OPP. STRENGTH	TEAM	ADJ.	CONF.	ADJ CONF.
Average RPI Loss:	35	RECORD	PCT. RANK	GAMES	SCHEDULE	OF SCHEDULE	RPI	RPI	RPI	RPI
DIV. I ONLY	5- 3	114	1- 0	135	61	64	64	21	21	
DIV. I NON-CONF.	5- 3	114	1- 0	135	61	64	64	21	21	

TOTALS	RPI 1-25	RPI 26-50	W-L RECORDS	RPI 51-100	RPI 101-150	RPI 150+				
5- 3	0- 1	0- 1	OVERALL	1- 1	0- 0	4- 0				
3- 0	0- 0	0- 0	HOME	0- 0	0- 0	3- 0				
2- 3	0- 1	0- 1	AWAY	1- 1	0- 0	1- 0				
0- 0	0- 0	0- 0	NEUTRAL	0- 0	0- 0	0- 0				
5- 3	0- 1	0- 1	NON-CONFERENCE	1- 1	0- 0	4- 0				
3- 0	0- 0	0- 0	HOME	0- 0	0- 0	3- 0				
2- 3	0- 1	0- 1	AWAY	1- 1	0- 0	1- 0				
0- 0	0- 0	0- 0	NEUTRAL	0- 0	0- 0	0- 0				
0- 0	0- 0	0- 0	CONFERENCE	0- 0	0- 0	0- 0				
0- 0	0- 0	0- 0	HOME	0- 0	0- 0	0- 0				
0- 0	0- 0	0- 0	AWAY	0- 0	0- 0	0- 0				
0- 0	0- 0	0- 0	NEUTRAL	0- 0	0- 0	0- 0				

RPI 1-25				RPI 26-50				RPI 51-100				RPI 101+			
RPI	S	Opponent	Score	RPI	S	Opponent	Score	RPI	S	Opponent	Score	RPI	S	Opponent	Score
5	A	Louisville	62 102	39	A	IUPUI	72 73	62	A	Northwestern	64 90	159	H	Arkansas St.	97 91
								90	A	Chattanooga	81 79	162	H	Southern Ill.	95 94
												264	H	Samford	89 68
												317	A	Lipscomb	62 53
LAST 12 Division I GAMES:															
317	A	Lipscomb	62 53	5	A	Louisville	62 102	90	A	Chattanooga	81 79	62	A	Northwestern	64 90
264	H	Samford	89 68	62	A	Northwestern	64 90	159	H	Arkansas St.	97 91	39	A	IUPUI	72 73
				159	H	Arkansas St.	97 91	90	A	Chattanooga	81 79	162	H	Southern Ill.	95 94

Non-Div I Games: Christian Bros. 108 82

UT Martin

U
T
E
P

UTEP				Through Games Of Dec. 9, 2018						
Average RPI Win: 310		WON-LOST RECORD	WINNING PCT. RANK	LAST 10 GAMES	STRENGTH OF SCHEDULE	OPP. STRENGTH OF SCHEDULE	TEAM RPI	ADJ. RPI	CONF. RPI	ADJ CONF. RPI
Average RPI Loss: 150										
DIV. I ONLY		2- 7	275	0- 1	258	282	324	324	18	18
DIV. I NON-CONF.		2- 7	275	0- 1	258	282	324	324	18	18

TOTALS		RPI 1-25	RPI 26-50	W-L RECORDS	RPI 51-100	RPI 101-150	RPI 150+			
2- 7	0- 0		0- 0	OVERALL	0- 2	0- 2	2- 3			
2- 5	0- 0		0- 0	HOME	0- 1	0- 2	2- 2			
0- 2	0- 0		0- 0	AWAY	0- 1	0- 0	0- 1			
0- 0	0- 0		0- 0	NEUTRAL	0- 0	0- 0	0- 0			
2- 7	0- 0		0- 0	NON-CONFERENCE	0- 2	0- 2	2- 3			
2- 5	0- 0		0- 0	HOME	0- 1	0- 2	2- 2			
0- 2	0- 0		0- 0	AWAY	0- 1	0- 0	0- 1			
0- 0	0- 0		0- 0	NEUTRAL	0- 0	0- 0	0- 0			
0- 0	0- 0		0- 0	CONFERENCE	0- 0	0- 0	0- 0			
0- 0	0- 0		0- 0	HOME	0- 0	0- 0	0- 0			
0- 0	0- 0		0- 0	AWAY	0- 0	0- 0	0- 0			
0- 0	0- 0		0- 0	NEUTRAL	0- 0	0- 0	0- 0			

U
T
E
P

RPI 1-25				RPI 26-50				RPI 51-100				RPI 101+ Team's RPI: 324			
RPI	S	Opponent	Score	RPI	S	Opponent	Score	RPI	S	Opponent	Score	RPI	S	Opponent	Score
								51	A	New Mexico	61 69	136	H	Abilene Christian	69 70
								73	H	Portland St.	61 89	147	H	New Mexico St.	65 69
												159	H	Arkansas St.	66 67
												192	H	Nicholls St.	56 58
												269	H	CSU Bakersfield	53 47
												291	A	Weber St.	63 68
												350	H	Alcorn	77 51

LAST 12 Division I GAMES:															
				73	H	Portland St.	61 89	192	H	Nicholls St.	56 58				
				51	A	New Mexico	51 69	147	H	New Mexico St.	65 69				
				159	H	Arkansas St.	66 67	269	H	CSU Bakersfield	53 47				
				291	A	Weber St.	63 68	350	H	Alcorn	77 51				
				136	H	Abilene Christian	69 70								

Non-Div I Games:

UTEP

UTRGVUTRGV

UTRGV

Average RPI	Win:	307	WON-LOST	WINNING	LAST 10	STRENGTH OF	OPP. STRENGTH	TEAM	ADJ.	CONF.	ADJ CONF.
Average RPI	Loss:	128	RECORD	PCT. RANK	GAMES	SCHEDULE	OF SCHEDULE	RPI	RPI	RPI	RPI
DIV. I ONLY		2- 6		266	0- 1	175	220	294	294	18	18
DIV. I NON-CONF.		2- 6		266	0- 1	175	220	294	294	18	18

TOTALS	RPI 1-25		RPI 26-50		W-L RECORDS	RPI 51-100		RPI 101-150		RPI 150+	
2- 6	0- 0		0- 2		OVERALL	0- 1		0- 1		2- 2	
2- 3	0- 0		0- 1		HOME	0- 1		0- 0		2- 1	
0- 2	0- 0		0- 1		AWAY	0- 0		0- 1		0- 0	
0- 1	0- 0		0- 0		NEUTRAL	0- 0		0- 0		0- 1	
2- 6	0- 0		0- 2		NON-CONFERENCE	0- 1		0- 1		2- 2	
2- 3	0- 0		0- 1		HOME	0- 1		0- 0		2- 1	
0- 2	0- 0		0- 1		AWAY	0- 0		0- 1		0- 0	
0- 1	0- 0		0- 0		NEUTRAL	0- 0		0- 0		0- 1	
0- 0	0- 0		0- 0		CONFERENCE	0- 0		0- 0		0- 0	
0- 0	0- 0		0- 0		HOME	0- 0		0- 0		0- 0	
0- 0	0- 0		0- 0		AWAY	0- 0		0- 0		0- 0	
0- 0	0- 0		0- 0		NEUTRAL	0- 0		0- 0		0- 0	

RPI 1-25				RPI 26-50				RPI 51-100				RPI 101+ Team's RPI: 294			
RPI	S	Opponent	Score	RPI	S	Opponent	Score	RPI	S	Opponent	Score	RPI	S	Opponent	Score
				39	H	IUPUI	50 58	91	H	Utah St.	56 62	114	A	Seton Hall I	53 84
				49	A	Texas	54 98					203	H	Texas St.	60 68
												272	N	UMBC	58 72
												291	H	Weber St.	66 59
												322	H	UTRGV	61 58
LAST 12 Division I GAMES:															
114	A	Seton Hall I	53 84	91	H	Utah St.	56 62	49	A	Texas	54 98	291	H	Weber St.	66 59
272	N	UMBC	58 72	39	H	IUPUI	50 58	203	H	Texas St.	60 68	322	H	UTRGV	61 58

Non-Div I Games: Concordia (TX) 78 51

UTSA

Average RPI Win: 190
Average RPI Loss: 0

DIV. I ONLY	8- 0	1	1- 0	339	11	99	99	2	2
DIV. I NON-CONF.	8- 0	1	1- 0	339	11	99	99	2	2
TOTALS	RPI 1-25	RPI 26-50	W-L RECORDS	RPI 51-100	RPI 101-150	RPI 150+			
8- 0	0- 0	0- 0	OVERALL	3- 0	0- 0	5- 0			
6- 0	0- 0	0- 0	HOME	3- 0	0- 0	3- 0			
2- 0	0- 0	0- 0	AWAY	0- 0	0- 0	2- 0			
0- 0	0- 0	0- 0	NEUTRAL	0- 0	0- 0	0- 0			
8- 0	0- 0	0- 0	NON-CONFERENCE	3- 0	0- 0	5- 0			
6- 0	0- 0	0- 0	HOME	3- 0	0- 0	3- 0			
2- 0	0- 0	0- 0	AWAY	0- 0	0- 0	2- 0			
0- 0	0- 0	0- 0	NEUTRAL	0- 0	0- 0	0- 0			
0- 0	0- 0	0- 0	CONFERENCE	0- 0	0- 0	0- 0			
0- 0	0- 0	0- 0	HOME	0- 0	0- 0	0- 0			
0- 0	0- 0	0- 0	AWAY	0- 0	0- 0	0- 0			
0- 0	0- 0	0- 0	NEUTRAL	0- 0	0- 0	0- 0			

RPI	S	Opponent	Score
RPI 1-25			
RPI 26-50			
RPI 51-100			
Team's RPI: 99			
RPI 101+			
RPI	S	Opponent	Score
70	H	Idaho St.	74 60
72	H	Al abama	72 62
88	H	BYU	78 67
207	A	Nevada	74 52
252	H	Seattle U	89 62
270	H	Utah Valley	85 47
277	H	Long Beach St.	82 59
281	A	Eastern Wash.	95 51

Non-Div l Games:

Utah

Average RPI	Win:	254	WON-LOST	WINNING	LAST 10	STRENGTH OF	OPP. STRENGTH	TEAM	ADJ.	CONF.	ADJ CONF.
Average RPI	Loss:	52	RECORD	PCT. RANK	GAMES	SCHEDULE	OF SCHEDULE	RPI	RPI	RPI	RPI
DIV. I ONLY		3- 5		218	1- 0	25	178	91	91	9	9
DIV. I NON-CONF.		3- 5		218	1- 0	25	178	91	91	9	9

TOTALS	RPI 1-25		RPI 26-50		W-L RECORDS	RPI 51-100		RPI 101-150		RPI 150+	
3- 5	0- 2		0- 0		OVERALL	0- 3		0- 0		3- 0	
0- 2	0- 1		0- 0		HOME	0- 1		0- 0		0- 0	
3- 1	0- 0		0- 0		AWAY	0- 1		0- 0		3- 0	
0- 2	0- 1		0- 0		NEUTRAL	0- 1		0- 0		0- 0	
3- 5	0- 2		0- 0		NON-CONFERENCE	0- 3		0- 0		3- 0	
0- 2	0- 1		0- 0		HOME	0- 1		0- 0		0- 0	
3- 1	0- 0		0- 0		AWAY	0- 1		0- 0		3- 0	
0- 2	0- 1		0- 0		NEUTRAL	0- 1		0- 0		0- 0	
0- 0	0- 0		0- 0		CONFERENCE	0- 0		0- 0		0- 0	
0- 0	0- 0		0- 0		HOME	0- 0		0- 0		0- 0	
0- 0	0- 0		0- 0		AWAY	0- 0		0- 0		0- 0	
0- 0	0- 0		0- 0		NEUTRAL	0- 0		0- 0		0- 0	

RPI 1-25				RPI 26-50				RPI 51-100				Team's RPI : 91				RPI 101+			
RPI	S	Opponent	Score	RPI	S	Opponent	Score	RPI	S	Opponent	Score	RPI	S	Opponent	Score	RPI	S	Opponent	Score
10	H	Oregon	58 88					61	A	Portland	54 61	185	A	Washington St.	72 61				
20	N	Col orado	68 78					79	N	Southern Cal i forn i a	46 55	283	A	North Texas	57 41				
								88	H	BYU	57 62	294	A	UTSA	62 56				
LAST 12 Division I GAMES:																			
				61	A	Portl and	54 61	283	A	North Texas	57 41								
				20	N	Col orado	68 78	294	A	UTSA	62 56								
				79	N	Southern Cal i forn i a	46 55												
				88	H	BYU	57 62												
				10	H	Oregon	58 88												
				185	A	Washi ngton St.	72 61												

Non-Div I Games: Northern N.M. 106 35

Utah St.

Average RPI Win:	302	WON-LOST	WINNING	LAST 10	STRENGTH OF	OPP. STRENGTH	TEAM	ADJ.	CONF.	ADJ CONF.
Average RPI Loss:	108	RECORD	PCT. RANK	GAMES	SCHEDULE	OF SCHEDULE	RPI	RPI	RPI	RPI

DIV. I ONLY	1- 5	295	0- 1	114	170	270	270	30	30
DIV. I NON-CONF.	1- 5	295	0- 1	114	170	270	270	30	30

TOTALS	RPI 1-25	RPI 26-50	W-L RECORDS	RPI 51-100	RPI 101-150	RPI 150+			
1- 5	0- 0	0- 0	OVERALL	0- 4	0- 0	1- 1			
1- 2	0- 0	0- 0	HOME	0- 2	0- 0	1- 0			
0- 3	0- 0	0- 0	AWAY	0- 2	0- 0	0- 1			
0- 0	0- 0	0- 0	NEUTRAL	0- 0	0- 0	0- 0			
1- 5	0- 0	0- 0	NON-CONFERENCE	0- 4	0- 0	1- 1			
1- 2	0- 0	0- 0	HOME	0- 2	0- 0	1- 0			
0- 3	0- 0	0- 0	AWAY	0- 2	0- 0	0- 1			
0- 0	0- 0	0- 0	NEUTRAL	0- 0	0- 0	0- 0			
0- 0	0- 0	0- 0	CONFERENCE	0- 0	0- 0	0- 0			
0- 0	0- 0	0- 0	HOME	0- 0	0- 0	0- 0			
0- 0	0- 0	0- 0	AWAY	0- 0	0- 0	0- 0			
0- 0	0- 0	0- 0	NEUTRAL	0- 0	0- 0	0- 0			

RPI 1-25	RPI 26-50	RPI 51-100	RPI 101+ Team's RPI: 270
RPI S Opponent Score	RPI S Opponent Score	RPI S Opponent Score	RPI S Opponent Score
		61 H Portland 60 65	223 A Southern Utah 59 60
		70 A Idaho St. 68 80	302 H UC Santa Barbara 63 54
		88 H BYU 51 77	
		99 A Utah 47 85	
LAST 12 Division I GAMES:			
		70 A Idaho St. 68 80	
		223 A Southern Utah 59 60	
		99 A Utah 47 85	
		88 H BYU 51 77	
		61 H Portland 60 65	
		302 H UC Santa Barbara 63 54	

Non-Div I Games: Ottawa (AZ) 90 61 La Verne 86 79 Arizona Christian 76 68

Utah Valley

Average RPI Win:	216	WON-LOST	WINNING	LAST 10	STRENGTH OF	OPP. STRENGTH	TEAM	ADJ.	CONF.	ADJ CONF.
Average RPI Loss:	86	RECORD	PCT. RANK	GAMES	SCHEDULE	OF SCHEDULE	RPI	RPI	RPI	RPI
DIV. I ONLY	6- 3	98	0- 1	138	186	82	82	16	16	
DIV. I NON-CONF.	6- 3	98	0- 1	138	186	82	82	16	16	

TOTALS	RPI 1-25	RPI 26-50	W-L RECORDS	RPI 51-100	RPI 101-150	RPI 150+				
6- 3	0- 0	0- 2	OVERALL	1- 0	0- 0	5- 1				
3- 0	0- 0	0- 0	HOME	1- 0	0- 0	2- 0				
2- 2	0- 0	0- 1	AWAY	0- 0	0- 0	2- 1				
1- 1	0- 0	0- 1	NEUTRAL	0- 0	0- 0	1- 0				
6- 3	0- 0	0- 2	NON-CONFERENCE	1- 0	0- 0	5- 1				
3- 0	0- 0	0- 0	HOME	1- 0	0- 0	2- 0				
2- 2	0- 0	0- 1	AWAY	0- 0	0- 0	2- 1				
1- 1	0- 0	0- 1	NEUTRAL	0- 0	0- 0	1- 0				
0- 0	0- 0	0- 0	CONFERENCE	0- 0	0- 0	0- 0				
0- 0	0- 0	0- 0	HOME	0- 0	0- 0	0- 0				
0- 0	0- 0	0- 0	AWAY	0- 0	0- 0	0- 0				
0- 0	0- 0	0- 0	NEUTRAL	0- 0	0- 0	0- 0				

RPI 1-25				RPI 26-50				RPI 51-100				Team's RPI: 82				RPI 101+			
RPI	S	Opponent	Score	RPI	S	Opponent	Score	RPI	S	Opponent	Score	RPI	S	Opponent	Score	RPI	S	Opponent	Score
				33	A	North Carolina	47 59	96	H	Wake Forest	53 40	173	A	Georgetown	47 45				
				39	N	IUPUI	61 63					187	A	Cincinnati	54 66				
												188	A	William & Mary	72 55				
												196	H	UNCW	58 47				
												291	N	Weber St.	64 36				
												351	H	Longwood	84 55				

LAST 12 Division I GAMES:																			
				187	A	Cincinnati	54 66					33	A	North Carolina	47 59				
				173	A	Georgetown	47 45					351	H	Longwood	84 55				
				196	H	UNCW	58 47					188	A	William & Mary	72 55				
				39	N	IUPUI	61 63												
				291	N	Weber St.	64 36												
				96	H	Wake Forest	53 40												

Non-Div I Games:

VCU

Average RPI Win:	262	WON-LOST	WINNING	LAST 10	STRENGTH OF	OPP. STRENGTH	TEAM	ADJ.	CONF.	ADJ CONF.
Average RPI Loss:	157	RECORD	PCT. RANK	GAMES	SCHEDULE	OF SCHEDULE	RPI	RPI	RPI	RPI
DIV. I ONLY	3- 6	238	0- 1	221	267	261	261	14	14	
DIV. I NON-CONF.	3- 6	238	0- 1	221	267	261	261	14	14	

TOTALS	RPI 1-25	RPI 26-50	W-L RECORDS	RPI 51-100	RPI 101-150	RPI 150+				
3- 6	0- 0	0- 0	OVERALL	0- 1	0- 2	3- 3				
1- 3	0- 0	0- 0	HOME	0- 1	0- 1	1- 1				
1- 3	0- 0	0- 0	AWAY	0- 0	0- 1	1- 2				
1- 0	0- 0	0- 0	NEUTRAL	0- 0	0- 0	1- 0				
3- 6	0- 0	0- 0	NON-CONFERENCE	0- 1	0- 2	3- 3				
1- 3	0- 0	0- 0	HOME	0- 1	0- 1	1- 1				
1- 3	0- 0	0- 0	AWAY	0- 0	0- 1	1- 2				
1- 0	0- 0	0- 0	NEUTRAL	0- 0	0- 0	1- 0				
0- 0	0- 0	0- 0	CONFERENCE	0- 0	0- 0	0- 0				
0- 0	0- 0	0- 0	HOME	0- 0	0- 0	0- 0				
0- 0	0- 0	0- 0	AWAY	0- 0	0- 0	0- 0				
0- 0	0- 0	0- 0	NEUTRAL	0- 0	0- 0	0- 0				

RPI 1-25				RPI 26-50				RPI 51-100				RPI 101+				Team's RPI: 261
RPI	S	Opponent	Score	RPI	S	Opponent	Score	RPI	S	Opponent	Score	RPI	S	Opponent	Score	
								74	H	Toledo	59 65	112	H	Miami (OH)	47 68	
												137	A	Illinois	54 73	
												176	H	North Dakota	56 62	
												218	A	UIC	65 75	
												224	A	Morehead St.	62 68	
												228	H	Eastern Ill.	62 60	
												234	N	St. Francis Brooklyn	78 76	
												325	A	Chicago St.	76 70	
LAST 12 Division I GAMES:																
				74	H	Toledo	59 65	112	H	Miami (OH)	47 68					
				234	N	St. Francis Brooklyn	78 76	228	H	Eastern Ill.	62 60					
				224	A	Morehead St.	62 68	325	A	Chicago St.	76 70					
				137	A	Illinois	54 73									
				176	H	North Dakota	56 62									
				218	A	UIC	65 75									

Non-Div I Games:

Valparaiso

Average RPI	Win: 310	WON-LOST	WINNING	LAST 10	STRENGTH OF	OPP. STRENGTH	TEAM	ADJ.	CONF.	ADJ CONF.
Average RPI	Loss: 56	RECORD	PCT. RANK	GAMES	SCHEDULE	OF SCHEDULE	RPI	RPI	RPI	RPI
DIV. I ONLY	4- 5	192	1- 0	82	180	152	152	5	5	
DIV. I NON-CONF.	4- 5	192	1- 0	82	180	152	152	5	5	

TOTALS	RPI 1-25	RPI 26-50	W-L RECORDS	RPI 51-100	RPI 101-150	RPI 150+				
4- 5	0- 2	0- 0	OVERALL	0- 2	0- 1	4- 0				
3- 1	0- 0	0- 0	HOME	0- 0	0- 1	3- 0				
1- 3	0- 1	0- 0	AWAY	0- 2	0- 0	1- 0				
0- 1	0- 1	0- 0	NEUTRAL	0- 0	0- 0	0- 0				
4- 5	0- 2	0- 0	NON-CONFERENCE	0- 2	0- 1	4- 0				
3- 1	0- 0	0- 0	HOME	0- 0	0- 1	3- 0				
1- 3	0- 1	0- 0	AWAY	0- 2	0- 0	1- 0				
0- 1	0- 1	0- 0	NEUTRAL	0- 0	0- 0	0- 0				
0- 0	0- 0	0- 0	CONFERENCE	0- 0	0- 0	0- 0				
0- 0	0- 0	0- 0	HOME	0- 0	0- 0	0- 0				
0- 0	0- 0	0- 0	AWAY	0- 0	0- 0	0- 0				
0- 0	0- 0	0- 0	NEUTRAL	0- 0	0- 0	0- 0				

RPI 1-25				RPI 26-50				RPI 51-100				RPI 101+				Team's RPI: 152
RPI	S	Opponent	Score	RPI	S	Opponent	Score	RPI	S	Opponent	Score	RPI	S	Opponent	Score	
3	N	UConn	42 80					71	A	Middle Tenn.	58 65	105	H	North Ala.	71 74	
4	A	NC State	54 74					95	A	Kansas St.	61 72	293	H	Tennessee St.	89 63	
												297	A	Ball St.	60 43	
												307	H	Presbyteria n	78 43	
												344	H	Austin Peay	99 70	

LAST 12 Division I GAMES:																
344	H	Austin Peay	99 70	297	A	Ball St.	60 43									
71	A	Middle Tenn.	58 65	95	A	Kansas St.	61 72									
105	H	North Ala.	71 74	307	H	Presbyteria n	78 43									
				293	H	Tennessee St.	89 63									
				3	N	UConn	42 80									
				4	A	NC State	54 74									

Non-Di v I Games:

Vanderbi l t

Average RPI Win:	308	WON-LOST	WINNING	LAST 10	STRENGTH OF	OPP. STRENGTH	TEAM	ADJ.	CONF.	ADJ CONF.
Average RPI Loss:	163	RECORD	PCT. RANK	GAMES	SCHEDULE	OF SCHEDULE	RPI	RPI	RPI	RPI

DIV. I ONLY	3- 5	218	0- 1	239	306	296	296	24	24
DIV. I NON-CONF.	3- 5	218	0- 1	239	306	296	296	24	24

TOTALS	RPI 1-25	RPI 26-50	W-L RECORDS	RPI 51-100	RPI 101-150	RPI 150+			
3- 5	0- 0	0- 0	OVERALL	0- 0	0- 3	3- 2			
2- 5	0- 0	0- 0	HOME	0- 0	0- 3	2- 2			
1- 0	0- 0	0- 0	AWAY	0- 0	0- 0	1- 0			
0- 0	0- 0	0- 0	NEUTRAL	0- 0	0- 0	0- 0			
3- 5	0- 0	0- 0	NON-CONFERENCE	0- 0	0- 3	3- 2			
2- 5	0- 0	0- 0	HOME	0- 0	0- 3	2- 2			
1- 0	0- 0	0- 0	AWAY	0- 0	0- 0	1- 0			
0- 0	0- 0	0- 0	NEUTRAL	0- 0	0- 0	0- 0			
0- 0	0- 0	0- 0	CONFERENCE	0- 0	0- 0	0- 0			
0- 0	0- 0	0- 0	HOME	0- 0	0- 0	0- 0			
0- 0	0- 0	0- 0	AWAY	0- 0	0- 0	0- 0			
0- 0	0- 0	0- 0	NEUTRAL	0- 0	0- 0	0- 0			

RPI 1-25	RPI 26-50	RPI 51-100	RPI 101+	Team's RPI: 296
RPI S Opponent Score	RPI S Opponent Score	RPI S Opponent Score	RPI S Opponent Score	
			107 H Rhode Island	58 61
			135 H Yale	55 58
			145 H Drexel	44 60
			197 H Holy Cross	40 65
			233 H Dartmouth	42 66
			247 H Rider	54 49
			336 H Wagner	56 54
			340 A NJIT	71 63
LAST 12 Division I GAMES:				
145 H Drexel	44 60	197 H Holy Cross	40 65	
135 H Yale	55 58	336 H Wagner	56 54	
340 A NJIT	71 63	107 H Rhode Island	58 61	
		233 H Dartmouth	42 66	
		247 H Rider	54 49	

Non-Div I Games: Norwich 78 28

Vermont

Average RPI	Win: 219	WON-LOST	WINNING	LAST 10	STRENGTH OF	OPP. STRENGTH	TEAM	ADJ.	CONF.	ADJ CONF.
Average RPI	Loss: 36	RECORD	PCT. RANK	GAMES	SCHEDULE	OF SCHEDULE	RPI	RPI	RPI	RPI
DIV. I ONLY	7- 2	51	1- 0	151	138	56	56	4	4	
DIV. I NON-CONF.	7- 2	51	1- 0	151	138	56	56	4	4	

TOTALS	RPI 1-25	RPI 26-50	W-L RECORDS	RPI 51-100	RPI 101-150	RPI 150+				
7- 2	0- 0	0- 2	OVERALL	0- 0	0- 0	7- 0				
4- 0	0- 0	0- 0	HOME	0- 0	0- 0	4- 0				
3- 1	0- 0	0- 1	AWAY	0- 0	0- 0	3- 0				
0- 1	0- 0	0- 1	NEUTRAL	0- 0	0- 0	0- 0				
7- 2	0- 0	0- 2	NON-CONFERENCE	0- 0	0- 0	7- 0				
4- 0	0- 0	0- 0	HOME	0- 0	0- 0	4- 0				
3- 1	0- 0	0- 1	AWAY	0- 0	0- 0	3- 0				
0- 1	0- 0	0- 1	NEUTRAL	0- 0	0- 0	0- 0				
0- 0	0- 0	0- 0	CONFERENCE	0- 0	0- 0	0- 0				
0- 0	0- 0	0- 0	HOME	0- 0	0- 0	0- 0				
0- 0	0- 0	0- 0	AWAY	0- 0	0- 0	0- 0				
0- 0	0- 0	0- 0	NEUTRAL	0- 0	0- 0	0- 0				

RPI	S	Opponent	Score	RPI	S	Opponent	Score	RPI	S	Opponent	Score	RPI	S	Opponent	Score
34	A	UCF	56 71	38	N	Virginia Tech	59 61					155	A	Lehigh	70 48
												156	H	Hartford	59 41
												182	H	Princeton	67 46
												216	H	Temple	76 68
												220	A	George Washington	60 45
												301	A	Saint Joseph's	47 35
												305	H	La Salle	81 68

LAST 12 Division I GAMES:															
220	A	George Washington	60 45	216	H	Temple	76 68	155	A	Lehigh	70 48				
301	A	Saint Joseph's	47 35	156	H	Hartford	59 41								
182	H	Princeton	67 46												
34	A	UCF	56 71												
38	N	Virginia Tech	59 61												
305	H	La Salle	81 68												

Non-Div I Games:

Villanova

Average RPI Win: 176

Average RPI Loss: 67

WON-LOST
RECORDWINNING
PCT. RANKLAST 10
GAMESSTRENGTH OF
SCHEDULEOPP. STRENGTH
OF SCHEDULETEAM
RPIADJ.
RPICONF.
RPIADJ CONF.
RPIDIV. I ONLY
DIV. I NON-CONF.4- 6
4- 6207
2070- 1
0- 147
4792
92149
149149
1491
11
1

TOTALS

RPI 1-25

RPI 26-50

W-L RECORDS

RPI 51-100

RPI 101-150

RPI 150+

4- 6
3- 4
1- 2
0- 00- 2
0- 1
0- 1
0- 01- 1
0- 0
1- 1
0- 0OVERALL
HOME
AWAY
NEUTRAL0- 2
0- 2
0- 0
0- 01- 0
1- 0
0- 0
0- 02- 1
2- 1
0- 0
0- 04- 6
3- 4
1- 2
0- 00- 2
0- 1
0- 1
0- 01- 1
0- 0
1- 1
0- 0NON-CONFERENCE
HOME
AWAY
NEUTRAL0- 2
0- 2
0- 0
0- 01- 0
1- 0
0- 0
0- 02- 1
2- 1
0- 0
0- 00- 0
0- 0
0- 0
0- 00- 0
0- 0
0- 0
0- 00- 0
0- 0
0- 0
0- 0CONFERENCE
HOME
AWAY
NEUTRAL0- 0
0- 0
0- 0
0- 00- 0
0- 0
0- 0
0- 00- 0
0- 0
0- 0
0- 0

RPI 1-25

RPI	S	Opponent	Score
15	A	Kentucky	51 63
22	H	Mississippi St.	44 72

RPI 26-50

RPI	S	Opponent	Score
27	A	Old Dominion	73 67
32	A	Michigan St.	66 91

RPI 51-100

RPI	S	Opponent	Score
52	H	Central Mich.	61 74
93	H	Radford	44 57

RPI 101+

Team's RPI: 149

RPI	S	Opponent	Score
133	H	American	57 54
189	H	Saint Louis	65 67
258	H	Coppin St.	55 41
287	H	N.C. A&T	67 57

LAST 12 Division I GAMES:

189	H	Saint Louis	65 67	93	H	Radford	44 57
52	H	Central Mich.	61 74	133	H	American	57 54
287	H	N.C. A&T	67 57	258	H	Coppin St.	55 41
27	A	Old Dominion	73 67	32	A	Michigan St.	66 91
15	A	Kentucky	51 63				
22	H	Mississippi St.	44 72				

Non-Div I Games:

Virginia

Average RPI	Win:	186	WON-LOST	WINNING	LAST 10	STRENGTH OF	OPP. STRENGTH	TEAM	ADJ.	CONF.	ADJ CONF.
Average RPI	Loss:	0	RECORD	PCT. RANK	GAMES	SCHEDULE	OF SCHEDULE	RPI	RPI	RPI	RPI
DIV. I ONLY		9- 0		1	1- 0	229	136	38	38	1	1
DIV. I NON-CONF.		9- 0		1	1- 0	229	136	38	38	1	1

TOTALS	RPI 1-25		RPI 26-50		W-L RECORDS	RPI 51-100		RPI 101-150		RPI 150+	
9- 0	0- 0		0- 0		OVERALL	4- 0		0- 0		5- 0	
6- 0	0- 0		0- 0		HOME	3- 0		0- 0		3- 0	
1- 0	0- 0		0- 0		AWAY	0- 0		0- 0		1- 0	
2- 0	0- 0		0- 0		NEUTRAL	1- 0		0- 0		1- 0	
9- 0	0- 0		0- 0		NON-CONFERENCE	4- 0		0- 0		5- 0	
6- 0	0- 0		0- 0		HOME	3- 0		0- 0		3- 0	
1- 0	0- 0		0- 0		AWAY	0- 0		0- 0		1- 0	
2- 0	0- 0		0- 0		NEUTRAL	1- 0		0- 0		1- 0	
0- 0	0- 0		0- 0		CONFERENCE	0- 0		0- 0		0- 0	
0- 0	0- 0		0- 0		HOME	0- 0		0- 0		0- 0	
0- 0	0- 0		0- 0		AWAY	0- 0		0- 0		0- 0	
0- 0	0- 0		0- 0		NEUTRAL	0- 0		0- 0		0- 0	

RPI 1-25		RPI 26-50	Team's RPI: 38	RPI 51-100		RPI 101+	
RPI S Opponent Score		RPI S Opponent Score		RPI S Opponent Score		RPI S Opponent Score	
				56 N Villanova 61 59		168 H Monmouth 82 49	
				90 H Chattanooga 74 59		257 H Ga. Southern 78 49	
				93 H Radford 55 44		288 N Richmond 85 57	
				98 H Rutgers 67 51		300 A Liberty 72 61	
						323 H USC Upstate 96 45	
LAST 12 Division I GAMES:							
300 A Liberty 72 61		93 H Radford 55 44					
257 H Ga. Southern 78 49		98 H Rutgers 67 51					
323 H USC Upstate 96 45		288 N Richmond 85 57					
		56 N Villanova 61 59					
		90 H Chattanooga 74 59					
		168 H Monmouth 82 49					

Non-Div I Games:

Virginia Tech

Average RPI Win: 351
Average RPI Loss: 235

WON-LOST
RECORD

WINNING
PCT. RANK

LAST 10
GAMES

STRENGTH OF
SCHEDULE

OPP. STRENGTH
OF SCHEDULE

TEAM
RPI

ADJ.
RPI

CONF.
RPI

ADJ CONF.
RPI

DIV. I ONLY	1- 8	317	0- 1	280	341	336	336	31	31
DIV. I NON-CONF.	1- 8	317	0- 1	280	341	336	336	31	31

TOTALS	RPI 1-25	RPI 26-50	W-L RECORDS	RPI 51-100	RPI 101-150	RPI 150+			
1- 8	0- 0	0- 0	OVERALL	0- 0	0- 2	1- 6			
0- 3	0- 0	0- 0	HOME	0- 0	0- 1	0- 2			
1- 4	0- 0	0- 0	AWAY	0- 0	0- 1	1- 3			
0- 1	0- 0	0- 0	NEUTRAL	0- 0	0- 0	0- 1			
1- 8	0- 0	0- 0	NON-CONFERENCE	0- 0	0- 2	1- 6			
0- 3	0- 0	0- 0	HOME	0- 0	0- 1	0- 2			
1- 4	0- 0	0- 0	AWAY	0- 0	0- 1	1- 3			
0- 1	0- 0	0- 0	NEUTRAL	0- 0	0- 0	0- 1			
0- 0	0- 0	0- 0	CONFERENCE	0- 0	0- 0	0- 0			
0- 0	0- 0	0- 0	HOME	0- 0	0- 0	0- 0			
0- 0	0- 0	0- 0	AWAY	0- 0	0- 0	0- 0			
0- 0	0- 0	0- 0	NEUTRAL	0- 0	0- 0	0- 0			

RPI 1-25				RPI 26-50				RPI 51-100				RPI 101+				Team's RPI: 336
RPI	S	Opponent	Score	RPI	S	Opponent	Score	RPI	S	Opponent	Score	RPI	S	Opponent	Score	
												114	A	Seton Hall	40	95
												135	H	Yale	41	74
												154	A	Fordham	59	80
												280	A	Saint Peter's	57	69
												289	N	Siena	71	74
												295	H	Army West Point	46	61
												296	A	Vermont	54	56
												313	H	Lafayette	43	66
												351	A	Longwood	86	60

LAST 12 Division I GAMES:																
				289	N	Siena	71	74				135	H	Yale	41	74
				295	H	Army West Point	46	61				296	A	Vermont	54	56
				280	A	Saint Peter's	57	69				313	H	Lafayette	43	66
												351	A	Longwood	86	60
												154	A	Fordham	59	80
												114	A	Seton Hall	40	95

Non-Div I Games:

Wagner

Average RPI Win:	188	WON-LOST	WINNING	LAST 10	STRENGTH OF	OPP. STRENGTH	TEAM	ADJ.	CONF.	ADJ CONF.
Average RPI Loss:	83	RECORD	PCT. RANK	GAMES	SCHEDULE	OF SCHEDULE	RPI	RPI	RPI	RPI
DIV. I ONLY	6- 4	125	1- 0	53	168	96	96	1	1	
DIV. I NON-CONF.	6- 4	125	1- 0	53	168	96	96	1	1	

TOTALS	RPI 1-25	RPI 26-50	W-L RECORDS	RPI 51-100	RPI 101-150	RPI 150+				
6- 4	0- 1	0- 0	OVERALL	2- 2	1- 0	3- 1				
5- 2	0- 1	0- 0	HOME	1- 1	1- 0	3- 0				
1- 2	0- 0	0- 0	AWAY	1- 1	0- 0	0- 1				
0- 0	0- 0	0- 0	NEUTRAL	0- 0	0- 0	0- 0				
6- 4	0- 1	0- 0	NON-CONFERENCE	2- 2	1- 0	3- 1				
5- 2	0- 1	0- 0	HOME	1- 1	1- 0	3- 0				
1- 2	0- 0	0- 0	AWAY	1- 1	0- 0	0- 1				
0- 0	0- 0	0- 0	NEUTRAL	0- 0	0- 0	0- 0				
0- 0	0- 0	0- 0	CONFERENCE	0- 0	0- 0	0- 0				
0- 0	0- 0	0- 0	HOME	0- 0	0- 0	0- 0				
0- 0	0- 0	0- 0	AWAY	0- 0	0- 0	0- 0				
0- 0	0- 0	0- 0	NEUTRAL	0- 0	0- 0	0- 0				

RPI 1-25				RPI 26-50				RPI 51-100				RPI 101+			
RPI	S	Opponent	Score	RPI	S	Opponent	Score	RPI	S	Opponent	Score	RPI	S	Opponent	Score
19	H	Indiana	73 87					60	H	Xavier	50 62	143	H	Mercer	69 54
								69	H	St. John's (NY)	64 59	172	A	East Carolina	61 70
								80	A	Charlotte	69 43	215	H	Towson	60 53
								82	A	VCU	40 53	288	H	Richmond	62 48
												332	H	UMES	78 67
LAST 12 Division I GAMES:															
332	H	UMES	78 67	82	A	VCU	40 53	288	H	Richmond	62 48				
80	A	Charlotte	69 43					143	H	Mercer	69 54				
69	H	St. John's (NY)	64 59					215	H	Towson	60 53				
19	H	Indiana	73 87												
172	A	East Carolina	61 70												
60	H	Xavier	50 62												

Non-Div I Games:

Wake Forest

Average RPI	Win:	147	WON-LOST	WINNING	LAST 10	STRENGTH OF	OPP. STRENGTH	TEAM	ADJ.	CONF.	ADJ CONF.
Average RPI	Loss:	76	RECORD	PCT. RANK	GAMES	SCHEDULE	OF SCHEDULE	RPI	RPI	RPI	RPI
DIV. I ONLY		6- 3		98	0- 1	86	74	63	63	2	2
DIV. I NON-CONF.		6- 3		98	0- 1	86	74	63	63	2	2

TOTALS	RPI 1-25		RPI 26-50		W-L RECORDS	RPI 51-100		RPI 101-150		RPI 150+	
6- 3	0- 0		1- 2		OVERALL	1- 0		1- 0		3- 1	
4- 0	0- 0		0- 0		HOME	1- 0		1- 0		2- 0	
1- 1	0- 0		0- 1		AWAY	0- 0		0- 0		1- 0	
1- 2	0- 0		1- 1		NEUTRAL	0- 0		0- 0		0- 1	
6- 3	0- 0		1- 2		NON-CONFERENCE	1- 0		1- 0		3- 1	
4- 0	0- 0		0- 0		HOME	1- 0		1- 0		2- 0	
1- 1	0- 0		0- 1		AWAY	0- 0		0- 0		1- 0	
1- 2	0- 0		1- 1		NEUTRAL	0- 0		0- 0		0- 1	
0- 0	0- 0		0- 0		CONFERENCE	0- 0		0- 0		0- 0	
0- 0	0- 0		0- 0		HOME	0- 0		0- 0		0- 0	
0- 0	0- 0		0- 0		AWAY	0- 0		0- 0		0- 0	
0- 0	0- 0		0- 0		NEUTRAL	0- 0		0- 0		0- 0	

RPI	S	Opponent	Score	RPI	S	Opponent	Score	RPI	S	Opponent	Score	RPI	S	Opponent	Score
				29	A	Tulane	51 63	92	H	Ohio St.	69 59	141	H	Northern Ari z.	81 59
				45	N	Michigan	73 80					154	N	Fordham	57 65
				46	N	Duke	71 64					166	H	George Mason	81 52
												186	H	Cal St. Fullerton	83 74
												252	A	Seattle U	69 58

Team's RPI: 63															
LAST 12 Division I GAMES:															
				92	H	Ohio St.	69 59	45	N	Michigan	73 80				
				166	H	George Mason	81 52	154	N	Fordham	57 65				
				252	A	Seattle U	69 58	186	H	Cal St. Fullerton	83 74				
				46	N	Duke	71 64								
				29	A	Tulane	51 63								
				141	H	Northern Ari z.	81 59								

Non-Div I Games:

Washington

Average RPI	Win:	180	WON-LOST	WINNING	LAST 10	STRENGTH OF	OPP. STRENGTH	TEAM	ADJ.	CONF.	ADJ CONF.
Average RPI	Loss:	78	RECORD	PCT. RANK	GAMES	SCHEDULE	OF SCHEDULE	RPI	RPI	RPI	RPI
DIV. I ONLY		4- 5		192	1- 0	106		94	185	185	2 2
DIV. I NON-CONF.		4- 5		192	1- 0	106		94	185	185	2 2

TOTALS	RPI 1-25		RPI 26-50		W-L RECORDS	RPI 51-100		RPI 101-150		RPI 150+	
4- 5	0- 1		0- 1		OVERALL	0- 1		2- 2		2- 0	
3- 3	0- 0		0- 1		HOME	0- 1		2- 1		1- 0	
0- 2	0- 1		0- 0		AWAY	0- 0		0- 1		0- 0	
1- 0	0- 0		0- 0		NEUTRAL	0- 0		0- 0		1- 0	
4- 5	0- 1		0- 1		NON-CONFERENCE	0- 1		2- 2		2- 0	
3- 3	0- 0		0- 1		HOME	0- 1		2- 1		1- 0	
0- 2	0- 1		0- 0		AWAY	0- 0		0- 1		0- 0	
1- 0	0- 0		0- 0		NEUTRAL	0- 0		0- 0		1- 0	
0- 0	0- 0		0- 0		CONFERENCE	0- 0		0- 0		0- 0	
0- 0	0- 0		0- 0		HOME	0- 0		0- 0		0- 0	
0- 0	0- 0		0- 0		AWAY	0- 0		0- 0		0- 0	
0- 0	0- 0		0- 0		NEUTRAL	0- 0		0- 0		0- 0	

RPI 1-25				RPI 26-50				RPI 51-100				RPI 101+ Team's RPI: 185			
RPI	S	Opponent	Score	RPI	S	Opponent	Score	RPI	S	Opponent	Score	RPI	S	Opponent	Score
16	A	Gonzaga	53 76	44	H	Saint Mary's (CA)	64 70	91	H	Utah St.	61 72	113	H	UC Davis	62 75
												118	H	Boise St.	95 71
												121	H	Nebraska	87 84
												128	A	CSUN	52 65
												240	N	Jacksonville St.	64 51
												242	H	San Francisco	91 61

LAST 12 Division I GAMES:															
113	H	UC Davis	62 75	240	N	Jacksonville St.	64 51	16	A	Gonzaga	53 76				
121	H	Nebraska	87 84	118	H	Boise St.	95 71								
44	H	Saint Mary's (CA)	64 70	242	H	San Francisco	91 61								
91	H	Utah St.	61 72	128	A	CSUN	52 65								

Non-Div I Games:

Washington St.

Average RPI Win:	308	WON-LOST	WINNING	LAST 10	STRENGTH OF	OPP. STRENGTH	TEAM	ADJ.	CONF.	ADJ CONF.
Average RPI Loss:	144	RECORD	PCT. RANK	GAMES	SCHEDULE	OF SCHEDULE	RPI	RPI	RPI	RPI
DIV. I ONLY	2- 4	238	0- 0	300	177	291	291	11	11	
DIV. I NON-CONF.	2- 4	238	0- 0	300	177	291	291	11	11	

TOTALS	RPI 1-25	RPI 26-50	W-L RECORDS	RPI 51-100	RPI 101-150	RPI 150+				
2- 4	0- 0	0- 0	OVERALL	0- 2	0- 1	2- 1				
1- 1	0- 0	0- 0	HOME	0- 1	0- 0	1- 0				
1- 2	0- 0	0- 0	AWAY	0- 0	0- 1	1- 1				
0- 1	0- 0	0- 0	NEUTRAL	0- 1	0- 0	0- 0				
2- 4	0- 0	0- 0	NON-CONFERENCE	0- 2	0- 1	2- 1				
1- 1	0- 0	0- 0	HOME	0- 1	0- 0	1- 0				
1- 2	0- 0	0- 0	AWAY	0- 0	0- 1	1- 1				
0- 1	0- 0	0- 0	NEUTRAL	0- 1	0- 0	0- 0				
0- 0	0- 0	0- 0	CONFERENCE	0- 0	0- 0	0- 0				
0- 0	0- 0	0- 0	HOME	0- 0	0- 0	0- 0				
0- 0	0- 0	0- 0	AWAY	0- 0	0- 0	0- 0				
0- 0	0- 0	0- 0	NEUTRAL	0- 0	0- 0	0- 0				

RPI 1-25				RPI 26-50				RPI 51-100				RPI 101+				Team's RPI: 291
RPI	S	Opponent	Score	RPI	S	Opponent	Score	RPI	S	Opponent	Score	RPI	S	Opponent	Score	
								61	H	Portland	73 89	139	A	Pepperdine	47 68	
								82	N	VCU	36 64	292	A	Incarinate Word	72 64	
												294	A	UTSA	59 66	
												324	H	UTEP	68 63	

LAST 12 Division I GAMES:																
				139	A	Pepperdine	47 68	294	A	UTSA	59 66					
				324	H	UTEP	68 63	82	N	VCU	36 64					
								292	A	Incarinate Word	72 64					
								61	H	Portland	73 89					

Non-Div I Games: La Verne 105 43

Weber St.

Average RPI Win: 251

Average RPI Loss: 51

WON-LOST
RECORDWINNING
PCT. RANKLAST 10
GAMESSTRENGTH OF
SCHEDULEOPP. STRENGTH
OF SCHEDULETEAM
RPIADJ.
RPICONF.
RPIADJ CONF.
RPIDIV. I ONLY
DIV. I NON-CONF.5- 2
5- 281
811- 0
1- 0311
31181
81208
208208
2086
66
6

TOTALS

RPI 1-25

RPI 26-50

W-L RECORDS

RPI 51-100

RPI 101-150

RPI 150+

5- 2 0- 1
3- 1 0- 0
1- 0 0- 0
1- 1 0- 10- 0
0- 0
0- 0
0- 0OVERALL
HOME
AWAY
NEUTRAL0- 1
0- 1
0- 0
0- 01- 0
0- 0
1- 0
0- 04- 0
3- 0
0- 0
1- 05- 2 0- 1
3- 1 0- 0
1- 0 0- 0
1- 1 0- 10- 0
0- 0
0- 0
0- 0NON-CONFERENCE
HOME
AWAY
NEUTRAL0- 1
0- 1
0- 0
0- 01- 0
0- 0
1- 0
0- 04- 0
3- 0
0- 0
1- 00- 0 0- 0
0- 0 0- 0
0- 0 0- 0
0- 0 0- 00- 0
0- 0
0- 0
0- 0CONFERENCE
HOME
AWAY
NEUTRAL0- 0
0- 0
0- 0
0- 00- 0
0- 0
0- 0
0- 00- 0
0- 0
0- 0
0- 0

RPI 1-25

RPI 26-50

RPI 51-100

RPI 101+

Team's RPI: 208

RPI S Opponent Score
24 N Iowa 81 84

RPI S Opponent Score

RPI S Opponent Score
77 H Missouri 51 68RPI S Opponent Score
129 A Pittsburgh 77 43
258 H Coppin St. 78 37
262 N Eastern Ky. 81 39
268 H Bryant 94 48
340 H NJIT 95 50

LAST 12 Division I GAMES:

77 H Missouri	51 68	262 N Eastern Ky.	81 39
24 N Iowa	81 84	129 A Pittsburgh	77 43
268 H Bryant	94 48		
340 H NJIT	95 50		
258 H Coppin St.	78 37		

Non-Div I Games:

West Virginia

Average RPI Win:	323	WON-LOST	WINNING	LAST 10	STRENGTH OF	OPP. STRENGTH	TEAM	ADJ.	CONF.	ADJ CONF.
Average RPI Loss:	181	RECORD	PCT. RANK	GAMES	SCHEDULE	OF SCHEDULE	RPI	RPI	RPI	RPI
DIV. I ONLY	1- 8	317	1- 0	204	332	326	326	25	25	
DIV. I NON-CONF.	1- 8	317	1- 0	204	332	326	326	25	25	

TOTALS	RPI 1-25	RPI 26-50	W-L RECORDS	RPI 51-100	RPI 101-150	RPI 150+				
1- 8	0- 0	0- 0	OVERALL	0- 2	0- 1	1- 5				
1- 3	0- 0	0- 0	HOME	0- 0	0- 1	1- 2				
0- 5	0- 0	0- 0	AWAY	0- 2	0- 0	0- 3				
0- 0	0- 0	0- 0	NEUTRAL	0- 0	0- 0	0- 0				
1- 8	0- 0	0- 0	NON-CONFERENCE	0- 2	0- 1	1- 5				
1- 3	0- 0	0- 0	HOME	0- 0	0- 1	1- 2				
0- 5	0- 0	0- 0	AWAY	0- 2	0- 0	0- 3				
0- 0	0- 0	0- 0	NEUTRAL	0- 0	0- 0	0- 0				
0- 0	0- 0	0- 0	CONFERENCE	0- 0	0- 0	0- 0				
0- 0	0- 0	0- 0	HOME	0- 0	0- 0	0- 0				
0- 0	0- 0	0- 0	AWAY	0- 0	0- 0	0- 0				
0- 0	0- 0	0- 0	NEUTRAL	0- 0	0- 0	0- 0				

RPI 1-25				RPI 26-50				RPI 51-100				RPI 101+				Team's RPI: 326	
RPI	S	Opponent	Score	RPI	S	Opponent	Score	RPI	S	Opponent	Score	RPI	S	Opponent	Score		
								68	A	Georgia Tech	49	84	105	H	North Ala.	66	89
								86	A	Tennessee Tech	58	77	164	A	UNC Asheville	49	74
													190	H	Campbell	37	63
													205	A	Coastal Caro.	59	77
													287	H	N.C. A&T	51	69
													323	H	USC Upstate	68	64
													340	A	NJIT	71	79
LAST 12 Division I GAMES:																	
323	H	USC Upstate	68	64	287	H	N.C. A&T	51	69	105	H	North Ala.	66	89			
190	H	Campbell	37	63	340	A	NJIT	71	79	86	A	Tennessee Tech	58	77			
205	A	Coastal Caro.	59	77	164	A	UNC Asheville	49	74	68	A	Georgia Tech	49	84			

Non-Div I Games: Young Harris 63 54

Western Caro.

Average RPI Win:	344	WON-LOST	WINNING	LAST 10	STRENGTH OF	OPP. STRENGTH	TEAM	ADJ.	CONF.	ADJ CONF.
Average RPI Loss:	110	RECORD	PCT. RANK	GAMES	SCHEDULE	OF SCHEDULE	RPI	RPI	RPI	RPI
DIV. I ONLY	1- 8	317	0- 1	48	244	251	251	12	12	
DIV. I NON-CONF.	1- 8	317	0- 1	48	244	251	251	12	12	

TOTALS	RPI 1-25	RPI 26-50	W-L RECORDS	RPI 51-100	RPI 101-150	RPI 150+				
1- 8	0- 1	0- 0	OVERALL	0- 3	0- 2	1- 2				
1- 2	0- 1	0- 0	HOME	0- 1	0- 0	1- 0				
0- 4	0- 0	0- 0	AWAY	0- 2	0- 1	0- 1				
0- 2	0- 0	0- 0	NEUTRAL	0- 0	0- 1	0- 1				
1- 8	0- 1	0- 0	NON-CONFERENCE	0- 3	0- 2	1- 2				
1- 2	0- 1	0- 0	HOME	0- 1	0- 0	1- 0				
0- 4	0- 0	0- 0	AWAY	0- 2	0- 1	0- 1				
0- 2	0- 0	0- 0	NEUTRAL	0- 0	0- 1	0- 1				
0- 0	0- 0	0- 0	CONFERENCE	0- 0	0- 0	0- 0				
0- 0	0- 0	0- 0	HOME	0- 0	0- 0	0- 0				
0- 0	0- 0	0- 0	AWAY	0- 0	0- 0	0- 0				
0- 0	0- 0	0- 0	NEUTRAL	0- 0	0- 0	0- 0				

RPI 1-25				RPI 26-50				RPI 51-100				RPI 101+ Team's RPI: 251			
RPI	S	Opponent	Score	RPI	S	Opponent	Score	RPI	S	Opponent	Score	RPI	S	Opponent	Score
9	H	Drake	71 98					65	A	Purdue	60 81	111	A	Bradley	68 82
								67	A	Butler	51 92	123	N	Northern Ill.	61 86
								77	H	Missouri	64 89	198	A	Southeast Mo. St.	71 81
												228	N	Eastern Ill.	62 64
												344	H	Austin Peay	77 72

LAST 12 Division I GAMES:															
123	N	Northern Ill.	61 86	198	A	Southeast Mo. St.	71 81								
228	N	Eastern Ill.	62 64	67	A	Butler	51 92								
111	A	Bradley	68 82	65	A	Purdue	60 81								
344	H	Austin Peay	77 72	9	H	Drake	71 98								
				77	H	Missouri	64 89								

Non-Div I Games: MacMurray 136 39 William Woods 81 73

Western Ill.

Average RPI	Win: 240	WON-LOST	WINNING	LAST 10	STRENGTH OF	OPP. STRENGTH	TEAM	ADJ.	CONF.	ADJ CONF.
Average RPI	Loss: 55	RECORD	PCT. RANK	GAMES	SCHEDULE	OF SCHEDULE	RPI	RPI	RPI	RPI
DIV. I ONLY	4- 6	207	0- 1	93	79	160	160	18	18	
DIV. I NON-CONF.	4- 6	207	0- 1	93	79	160	160	18	18	

TOTALS	RPI 1-25	RPI 26-50	W-L RECORDS	RPI 51-100	RPI 101-150	RPI 150+				
4- 6	0- 3	0- 0	OVERALL	0- 2	0- 0	4- 1				
2- 2	0- 2	0- 0	HOME	0- 0	0- 0	2- 0				
1- 2	0- 0	0- 0	AWAY	0- 1	0- 0	1- 1				
1- 2	0- 1	0- 0	NEUTRAL	0- 1	0- 0	1- 0				
4- 6	0- 3	0- 0	NON-CONFERENCE	0- 2	0- 0	4- 1				
2- 2	0- 2	0- 0	HOME	0- 0	0- 0	2- 0				
1- 2	0- 0	0- 0	AWAY	0- 1	0- 0	1- 1				
1- 2	0- 1	0- 0	NEUTRAL	0- 1	0- 0	1- 0				
0- 0	0- 0	0- 0	CONFERENCE	0- 0	0- 0	0- 0				
0- 0	0- 0	0- 0	HOME	0- 0	0- 0	0- 0				
0- 0	0- 0	0- 0	AWAY	0- 0	0- 0	0- 0				
0- 0	0- 0	0- 0	NEUTRAL	0- 0	0- 0	0- 0				

RPI	S	Opponent	Score	RPI	S	Opponent	Score	RPI	S	Opponent	Score	RPI	S	Opponent	Score	Team's RPI: 160
5	H	Louisville	80 102					52	A	Central Mich.	90 108	162	H	Southern Ill.	83 76	
16	N	Gonzaga	55 76					54	N	Oregon St.	60 74	175	A	Little Rock	68 56	
24	H	Iowa	67 104									179	A	Oklahoma	83 90	
												284	N	ETSU	82 68	
												339	H	Morgan St.	90 43	

LAST 12 Division I GAMES:																
284	N	ETSU	82 68	16	N	Gonzaga	55 76									
175	A	Little Rock	68 56	24	H	Iowa	67 104									
339	H	Morgan St.	90 43	179	A	Oklahoma	83 90									
54	N	Oregon St.	60 74	5	H	Louisville	80 102									
162	H	Southern Ill.	83 76													
52	A	Central Mich.	90 108													

Non-Div I Games: Bel Air mi ne 95 57

Western Ky.

Average RPI Win: 288		WON-LOST		WINNING		LAST 10		STRENGTH OF		OPP. STRENGTH		TEAM		ADJ.		CONF.		ADJ CONF.	
Average RPI Loss: 150		RECORD		PCT. RANK		GAMES		SCHEDULE		OF SCHEDULE		RPI		RPI		RPI		RPI	
DIV. I ONLY		3- 4		202		1- 0		334		118		318		318		10		10	
DIV. I NON-CONF.		3- 4		202		1- 0		334		118		318		318		10		10	
TOTALS		RPI 1-25		RPI 26-50		W-L RECORDS		RPI 51-100		RPI 101-150		RPI 150+							
3- 4		0- 0		0- 1		OVERALL		0- 0		0- 1		3- 2							
2- 3		0- 0		0- 1		HOME		0- 0		0- 1		2- 1							
1- 1		0- 0		0- 0		AWAY		0- 0		0- 0		1- 1							
0- 0		0- 0		0- 0		NEUTRAL		0- 0		0- 0		0- 0							
3- 4		0- 0		0- 1		NON-CONFERENCE		0- 0		0- 1		3- 2							
2- 3		0- 0		0- 1		HOME		0- 0		0- 1		2- 1							
1- 1		0- 0		0- 0		AWAY		0- 0		0- 0		1- 1							
0- 0		0- 0		0- 0		NEUTRAL		0- 0		0- 0		0- 0							
0- 0		0- 0		0- 0		CONFERENCE		0- 0		0- 0		0- 0							
0- 0		0- 0		0- 0		HOME		0- 0		0- 0		0- 0							
0- 0		0- 0		0- 0		AWAY		0- 0		0- 0		0- 0							
0- 0		0- 0		0- 0		NEUTRAL		0- 0		0- 0		0- 0							

RPI 1-25				RPI 26-50				RPI 51-100				RPI 101+ Team's RPI: 318			
RPI	S	Opponent	Score	RPI	S	Opponent	Score	RPI	S	Opponent	Score	RPI	S	Opponent	Score
				45	H	Michigan	42 79					147	H	New Mexico St.	54 66
												171	H	Loyola Chicago	53 64
												236	A	Ole Miss	66 69
												262	H	Eastern Ky.	64 53
												282	A	Detroit Mercy	54 44
												320	H	Purdue Fort Wayne	69 61

LAST 12 Division I GAMES:															
236	A	Ole Miss	66 69	282	A	Detroit Mercy	54 44								
45	H	Michigan	42 79	171	H	Loyola Chicago	53 64								
147	H	New Mexico St.	54 66	262	H	Eastern Ky.	64 53								
320	H	Purdue Fort Wayne	69 61												

Non-Div I Games:

Western Mich.

Average RPI Win:	190	WON-LOST	WINNING	LAST 10	STRENGTH OF	OPP. STRENGTH	TEAM	ADJ.	CONF.	ADJ CONF.
Average RPI Loss:	78	RECORD	PCT. RANK	GAMES	SCHEDULE	OF SCHEDULE	RPI	RPI	RPI	RPI
DIV. I ONLY	5- 4	145	0- 1	253	30	232	232	8	8	
DIV. I NON-CONF.	5- 4	145	0- 1	253	30	232	232	8	8	

TOTALS	RPI 1-25	RPI 26-50	W-L RECORDS	RPI 51-100	RPI 101-150	RPI 150+				
5- 4	0- 1	0- 0	OVERALL	0- 2	2- 1	3- 0				
5- 3	0- 0	0- 0	HOME	0- 2	2- 1	3- 0				
0- 0	0- 0	0- 0	AWAY	0- 0	0- 0	0- 0				
0- 1	0- 1	0- 0	NEUTRAL	0- 0	0- 0	0- 0				
5- 4	0- 1	0- 0	NON-CONFERENCE	0- 2	2- 1	3- 0				
5- 3	0- 0	0- 0	HOME	0- 2	2- 1	3- 0				
0- 0	0- 0	0- 0	AWAY	0- 0	0- 0	0- 0				
0- 1	0- 1	0- 0	NEUTRAL	0- 0	0- 0	0- 0				
0- 0	0- 0	0- 0	CONFERENCE	0- 0	0- 0	0- 0				
0- 0	0- 0	0- 0	HOME	0- 0	0- 0	0- 0				
0- 0	0- 0	0- 0	AWAY	0- 0	0- 0	0- 0				
0- 0	0- 0	0- 0	NEUTRAL	0- 0	0- 0	0- 0				

RPI 1-25				RPI 26-50				RPI 51-100				RPI 101+				Team's RPI: 232
RPI	S	Opponent	Score	RPI	S	Opponent	Score	RPI	S	Opponent	Score	RPI	S	Opponent	Score	
18	N	South Dakota	64 73					86	H	Tennessee Tech	45 55	110	H	Creighton	71 83	
								97	H	Oklahoma St.	47 60	119	H	Louisiana Tech	70 56	
												131	H	Sam Houston St.	63 55	
												161	H	Ark. -Pine Bluff	76 39	
												238	H	Missouri St.	63 60	
												303	H	Houston Baptist	68 50	

LAST 12 Division I GAMES:																
				110	H	Creighton	71 83	97	H	Oklahoma St.	47 60					
				86	H	Tennessee Tech	45 55	119	H	Louisiana Tech	70 56					
				161	H	Ark. -Pine Bluff	76 39	18	N	South Dakota	64 73					
								303	H	Houston Baptist	68 50					
								131	H	Sam Houston St.	63 55					
								238	H	Missouri St.	63 60					

Non-Div I Games:

Wichita St.

Average RPI Win: 264		WON-LOST	WINNING	LAST 10	STRENGTH OF	OPP. STRENGTH	TEAM	ADJ.	CONF.	ADJ CONF.
Average RPI Loss: 144		RECORD	PCT. RANK	GAMES	SCHEDULE	OF SCHEDULE	RPI	RPI	RPI	RPI
DIV. I ONLY		5- 4	145	0- 1	241	238	188	188	13	13
DIV. I NON-CONF.		5- 4	145	0- 1	241	238	188	188	13	13

TOTALS		RPI 1-25	RPI 26-50	W-L RECORDS		RPI 51-100	RPI 101-150	RPI 150+		
5- 4	0- 0		0- 1	OVERALL		0- 1	0- 0	5- 2		
3- 1	0- 0		0- 0	HOME		0- 1	0- 0	3- 0		
2- 3	0- 0		0- 1	AWAY		0- 0	0- 0	2- 2		
0- 0	0- 0		0- 0	NEUTRAL		0- 0	0- 0	0- 0		
5- 4	0- 0		0- 1	NON-CONFERENCE		0- 1	0- 0	5- 2		
3- 1	0- 0		0- 0	HOME		0- 1	0- 0	3- 0		
2- 3	0- 0		0- 1	AWAY		0- 0	0- 0	2- 2		
0- 0	0- 0		0- 0	NEUTRAL		0- 0	0- 0	0- 0		
0- 0	0- 0		0- 0	CONFERENCE		0- 0	0- 0	0- 0		
0- 0	0- 0		0- 0	HOME		0- 0	0- 0	0- 0		
0- 0	0- 0		0- 0	AWAY		0- 0	0- 0	0- 0		
0- 0	0- 0		0- 0	NEUTRAL		0- 0	0- 0	0- 0		

RPI	S	Opponent	Score	RPI	S	Opponent	Score	RPI	S	Opponent	Score	RPI	S	Opponent	Score
27	A	Old Domini on	69 83	82	H	VCU	55 72	156	A	Hartford	45 50	172	H	East Carol ina	63 43
								259	A	Fai rfi eld	60 54	273	H	Howard	88 75
								288	H	Ri chmond	65 55	311	A	Davi dson	65 76
								330	A	Loyol a Maryl and	65 49				
LAST 12 Divi sion I GAMES:															
27	A	Old Domini on	69 83	311	A	Davi dson	65 76								
288	H	Richmond	65 55	330	A	Loyol a Maryl and	65 49								
259	A	Fai rfi eld	60 54	273	H	Howard	88 75								
156	A	Hartford	45 50	82	H	VCU	55 72								
172	H	East Carol ina	63 43												

Non-Div I Games:

William & Mary

Average RPI Win: 293		WON-LOST	WINNING	LAST 10	STRENGTH OF		OPP. STRENGTH	TEAM	ADJ.	CONF.	ADJ CONF.
Loss: 147		RECORD	PCT. RANK	GAMES	SCHEDULE		OF SCHEDULE	RPI	RPI	RPI	RPI
DIV. I ONLY		4- 4	158	1- 0	234		304	183	183	29	29
DIV. I NON-CONF.		4- 4	158	1- 0	234		304	183	183	29	29
TOTALS		RPI 1-25	RPI 26-50	W-L RECORDS		RPI 51-100	RPI 101-150	RPI 150+			
4- 4	0- 0	0- 0		OVERALL		0- 0	0- 3	4- 1			
2- 0	0- 0	0- 0		HOME		0- 0	0- 0	2- 0			
2- 4	0- 0	0- 0		AWAY		0- 0	0- 3	2- 1			
0- 0	0- 0	0- 0		NEUTRAL		0- 0	0- 0	0- 0			
4- 4	0- 0	0- 0		NON-CONFERENCE		0- 0	0- 3	4- 1			
2- 0	0- 0	0- 0		HOME		0- 0	0- 0	2- 0			
2- 4	0- 0	0- 0		AWAY		0- 0	0- 3	2- 1			
0- 0	0- 0	0- 0		NEUTRAL		0- 0	0- 0	0- 0			
0- 0	0- 0	0- 0		CONFERENCE		0- 0	0- 0	0- 0			
0- 0	0- 0	0- 0		HOME		0- 0	0- 0	0- 0			
0- 0	0- 0	0- 0		AWAY		0- 0	0- 0	0- 0			
0- 0	0- 0	0- 0		NEUTRAL		0- 0	0- 0	0- 0			

RPI 1-25				RPI 26-50				RPI 51-100				RPI 101+				Team's RPI : 183	
RPI	S	Opponent	Score	RPI	S	Opponent	Score	RPI	S	Opponent	Score	RPI	S	Opponent	Score		
												101	A	James Madison	39	56	
												126	A	Wisconsin	41	76	
												148	A	Georgia	39	85	
												211	A	Wofford	53	70	
												221	H	Elon	58	57	
												298	A	South Carolina St.	58	50	
												306	A	Col. of Charleston	71	64	
												345	H	N.C. Central	66	41	
LAST 12 Division I GAMES:																	
				306	A	Col. of Charleston	71 64	221	H	Elon	58 57						
				101	A	James Madison	39 56	298	A	South Carolina St.	58 50						
				211	A	Wofford	53 70										
				345	H	N.C. Central	66 41										
				148	A	Georgia	39 85										
				126	A	Wisconsin	41 76										

Non-Div I Games: Newberry

63 67

Wi nthrop

■ Loss, ■ Non-Conf, S Site, H Home A Away N Neutral

W
i
s
c
o
n
s
i
n

Wisconsin					Through Games Of Dec. 9, 2018						
Average RPI	Win:	210	WON-LOST	WINNING	LAST 10	STRENGTH OF	OPP. STRENGTH	TEAM	ADJ.	CONF.	ADJ CONF.
Average RPI	Loss:	42	RECORD	PCT. RANK	GAMES	SCHEDULE	OF SCHEDULE	RPI	RPI	RPI	RPI
DIV. I ONLY		7- 3		91	0- 1	214	91	126	126	3	3
DIV. I NON-CONF.		7- 3		91	0- 1	214	91	126	126	3	3

TOTALS	RPI 1-25		RPI 26-50		W-L RECORDS	RPI 51-100		RPI 101-150		RPI 150+	
7- 3	0- 1		1- 1		OVERALL	0- 1		1- 0		5- 0	
4- 1	0- 0		1- 1		HOME	0- 0		0- 0		3- 0	
1- 1	0- 1		0- 0		AWAY	0- 0		0- 0		1- 0	
2- 1	0- 0		0- 0		NEUTRAL	0- 1		1- 0		1- 0	
7- 3	0- 1		1- 1		NON-CONFERENCE	0- 1		1- 0		5- 0	
4- 1	0- 0		1- 1		HOME	0- 0		0- 0		3- 0	
1- 1	0- 1		0- 0		AWAY	0- 0		0- 0		1- 0	
2- 1	0- 0		0- 0		NEUTRAL	0- 1		1- 0		1- 0	
0- 0	0- 0		0- 0		CONFERENCE	0- 0		0- 0		0- 0	
0- 0	0- 0		0- 0		HOME	0- 0		0- 0		0- 0	
0- 0	0- 0		0- 0		AWAY	0- 0		0- 0		0- 0	
0- 0	0- 0		0- 0		NEUTRAL	0- 0		0- 0		0- 0	

RPI 1-25				RPI 26-50				RPI 51-100				RPI 101+ Team's RPI: 126			
RPI	S	Opponent	Score	RPI	S	Opponent	Score	RPI	S	Opponent	Score	RPI	S	Opponent	Score
23	A	Green Bay	46 55	39	H	IUPUI	65 64	57	N	Arkansas	68 69	129	N	Pittsburgh	57 42
				46	H	Duke	53 60					183	H	Winthrop	76 41
												184	A	Milwaukee	68 57
												293	N	Tennessee St.	58 53
												310	H	Marshall	67 49
												329	H	North Dakota St.	64 53
LAST 12 Division I GAMES:															
39	H	IUPUI	65 64	23	A	Green Bay	46 55	310	H	Marshall	67 49				
329	H	North Dakota St.	64 53	46	H	Duke	53 60	57	N	Arkansas	68 69				
184	A	Milwaukee	68 57					293	N	Tennessee St.	58 53				
183	H	Winthrop	76 41					129	N	Pittsburgh	57 42				

W
i
s
c
o
n
s
i
n

Non-Div I Games:

Wisconsin

Average RPI Win:	271	WON-LOST	WINNING	LAST 10	STRENGTH OF	OPP. STRENGTH	TEAM	ADJ.	CONF.	ADJ CONF.
Average RPI Loss:	150	RECORD	PCT. RANK	GAMES	SCHEDULE	OF SCHEDULE	RPI	RPI	RPI	RPI
DIV. I ONLY	5- 4	145	1- 0	305	195	211	211	25	25	
DIV. I NON-CONF.	5- 4	145	1- 0	305	195	211	211	25	25	

TOTALS	RPI 1-25	RPI 26-50	W-L RECORDS	RPI 51-100	RPI 101-150	RPI 150+				
5- 4	0- 0	0- 1	OVERALL	0- 1	0- 0	5- 2				
3- 0	0- 0	0- 0	HOME	0- 0	0- 0	3- 0				
2- 4	0- 0	0- 1	AWAY	0- 1	0- 0	2- 2				
0- 0	0- 0	0- 0	NEUTRAL	0- 0	0- 0	0- 0				
5- 4	0- 0	0- 1	NON-CONFERENCE	0- 1	0- 0	5- 2				
3- 0	0- 0	0- 0	HOME	0- 0	0- 0	3- 0				
2- 4	0- 0	0- 1	AWAY	0- 1	0- 0	2- 2				
0- 0	0- 0	0- 0	NEUTRAL	0- 0	0- 0	0- 0				
0- 0	0- 0	0- 0	CONFERENCE	0- 0	0- 0	0- 0				
0- 0	0- 0	0- 0	HOME	0- 0	0- 0	0- 0				
0- 0	0- 0	0- 0	AWAY	0- 0	0- 0	0- 0				
0- 0	0- 0	0- 0	NEUTRAL	0- 0	0- 0	0- 0				

RPI 1-25				RPI 26-50				RPI 51-100				RPI 101+				Team's RPI : 211	
RPI	S	Opponent	Score	RPI	S	Opponent	Score	RPI	S	Opponent	Score	RPI	S	Opponent	Score		
				47	A	Clemson	77 85	80	A	Charlotte	63 85	164	A	UNC Asheville	46 60		
												183	H	Winthrop	70 53		
												257	A	Ga. Southern	81 65		
												260	H	Gardner-Webb	59 53		
												306	H	Col. of Charleston	78 58		
												307	A	Presbyterian	50 61		
												351	A	Longwood	101 72		
LAST 12 Division I GAMES:																	
				351	A	Longwood	101 72	164	A	UNC Asheville	46 60						
				260	H	Gardner-Webb	59 53	183	H	Winthrop	70 53						
				257	A	Ga. Southern	81 65	306	H	Col. of Charleston	78 58						
								307	A	Presbyterian	50 61						
								80	A	Charlotte	63 85						
								47	A	Clemson	77 85						

Non-Div I Games: Warren Wilson 107 30

Wofford

Average RPI Win:	209	WON-LOST	WINNING	LAST 10	STRENGTH OF	OPP. STRENGTH	TEAM	ADJ.	CONF.	ADJ CONF.
Average RPI Loss:	117	RECORD	PCT. RANK	GAMES	SCHEDULE	OF SCHEDULE	RPI	RPI	RPI	RPI
DIV. I ONLY	7- 3	91	1- 0	211	152	108	108	15	15	
DIV. I NON-CONF.	7- 3	91	1- 0	211	152	108	108	15	15	

TOTALS	RPI 1-25	RPI 26-50	W-L RECORDS	RPI 51-100	RPI 101-150	RPI 150+				
7- 3	0- 0	0- 2	OVERALL	0- 0	2- 0	5- 1				
1- 1	0- 0	0- 1	HOME	0- 0	0- 0	1- 0				
2- 2	0- 0	0- 1	AWAY	0- 0	0- 0	2- 1				
4- 0	0- 0	0- 0	NEUTRAL	0- 0	2- 0	2- 0				
7- 3	0- 0	0- 2	NON-CONFERENCE	0- 0	2- 0	5- 1				
1- 1	0- 0	0- 1	HOME	0- 0	0- 0	1- 0				
2- 2	0- 0	0- 1	AWAY	0- 0	0- 0	2- 1				
4- 0	0- 0	0- 0	NEUTRAL	0- 0	2- 0	2- 0				
0- 0	0- 0	0- 0	CONFERENCE	0- 0	0- 0	0- 0				
0- 0	0- 0	0- 0	HOME	0- 0	0- 0	0- 0				
0- 0	0- 0	0- 0	AWAY	0- 0	0- 0	0- 0				
0- 0	0- 0	0- 0	NEUTRAL	0- 0	0- 0	0- 0				

RPI 1-25				RPI 26-50				RPI 51-100				RPI 101+				Team's RPI : 108
RPI	S	Opponent	Score	RPI	S	Opponent	Score	RPI	S	Opponent	Score	RPI	S	Opponent	Score	
32	A	Michigan St.	68	84	50	H	Belmont	63	79	117	N	Marist	76	60		
										145	N	Drexel	71	63		
										165	H	Kent St.	61	55		
										222	A	UNLV	68	52		
										231	N	Stetson	57	44		
										253	N	Hofstra	93	64		
										269	A	CSU Bakersfield	74	76		
										333	A	Manhattan	60	44		
LAST 12 Division I GAMES:																
333	A	Manhattan	60	44	253	N	Hofstra	93	64	32	A	Michigan St.	68	84		
145	N	Drexel	71	63	50	H	Belmont	63	79	222	A	UNLV	68	52		
165	H	Kent St.	61	55	269	A	CSU Bakersfield	74	76							
117	N	Marist	76	60												
231	N	Stetson	57	44												

Non-Div I Games:

Wright St.

Average RPI Win:

161

Average RPI Loss:

65

WON-LOST
RECORD

4- 2

WINNING
PCT. RANK

98

LAST 10
GAMES

1- 0

STRENGTH OF
SCHEDULE

49

OPP. STRENGTH
OF SCHEDULE

185

TEAM
RPI

42

ADJ.
RPI

42

CONF.
RPI

9

ADJ CONF.
RPI

9

DIV. I ONLY
DIV. I NON-CONF.

4- 2

98

1- 0

49

185

42

42

9

9

TOTALS

RPI 1-25

RPI 26-50

W-L RECORDS

RPI 51-100

RPI 101-150

RPI 150+

4- 2

0- 0

0- 1

OVERALL

1- 1

1- 0

2- 0

3- 0

0- 0

0- 0

HOME

1- 0

1- 0

1- 0

0- 2

0- 0

0- 1

AWAY

0- 1

0- 0

0- 0

1- 0

0- 0

0- 0

NEUTRAL

0- 0

0- 0

1- 0

4- 2

0- 0

0- 1

NON-CONFERENCE

1- 1

1- 0

2- 0

3- 0

0- 0

0- 0

HOME

1- 0

1- 0

1- 0

0- 2

0- 0

0- 1

AWAY

0- 1

0- 0

0- 0

1- 0

0- 0

0- 0

NEUTRAL

0- 0

0- 0

1- 0

0- 0

0- 0

0- 0

CONFERENCE

0- 0

0- 0

0- 0

0- 0

0- 0

0- 0

HOME

0- 0

0- 0

0- 0

0- 0

0- 0

0- 0

AWAY

0- 0

0- 0

0- 0

0- 0

0- 0

0- 0

NEUTRAL

0- 0

0- 0

0- 0

RPI 1-25

RPI 26-50

Team's RPI: 42

RPI 51-100

RPI 101+

RPI S Opponent Score

RPI S Opponent Score

44 A Saint Mary's (CA) 84 90

RPI S Opponent Score

55 H Denver 78 74

85 A Pacific 64 70

RPI S Opponent Score

106 H Montana St. 66 58

201 H Idaho 64 61

283 N North Texas 53 49

LAST 12 Division I GAMES:

55 H Denver 78 74

106 H Montana St. 66 58

85 A Pacific 64 70

283 N North Texas 53 49

44 A Saint Mary's (CA) 84 90

201 H Idaho 64 61

W
y
o
m
i
n
gW
y
o
m
i
n
g

Non-Div I Games:

Chadron St.

80 33

UC-Colo. Springs

98 37

Wyoming

Average RPI Win:	188	WON-LOST	WINNING	LAST 10	STRENGTH OF	OPP. STRENGTH	TEAM	ADJ.	CONF.	ADJ CONF.
Average RPI Loss:	17	RECORD	PCT. RANK	GAMES	SCHEDULE	OF SCHEDULE	RPI	RPI	RPI	RPI
DIV. I ONLY	7- 1	27	1- 0	145	112	60	60	4	4	
DIV. I NON-CONF.	7- 1	27	1- 0	145	112	60	60	4	4	

TOTALS	RPI 1-25	RPI 26-50	W-L RECORDS	RPI 51-100	RPI 101-150	RPI 150+				
7- 1	0- 1	0- 0	OVERALL	2- 0	2- 0	3- 0				
6- 1	0- 1	0- 0	HOME	1- 0	2- 0	3- 0				
1- 0	0- 0	0- 0	AWAY	1- 0	0- 0	0- 0				
0- 0	0- 0	0- 0	NEUTRAL	0- 0	0- 0	0- 0				
7- 1	0- 1	0- 0	NON-CONFERENCE	2- 0	2- 0	3- 0				
6- 1	0- 1	0- 0	HOME	1- 0	2- 0	3- 0				
1- 0	0- 0	0- 0	AWAY	1- 0	0- 0	0- 0				
0- 0	0- 0	0- 0	NEUTRAL	0- 0	0- 0	0- 0				
0- 0	0- 0	0- 0	CONFERENCE	0- 0	0- 0	0- 0				
0- 0	0- 0	0- 0	HOME	0- 0	0- 0	0- 0				
0- 0	0- 0	0- 0	AWAY	0- 0	0- 0	0- 0				
0- 0	0- 0	0- 0	NEUTRAL	0- 0	0- 0	0- 0				

RPI 1-25				RPI 26-50				RPI 51-100 Team's RPI: 60				RPI 101+			
RPI	S	Opponent	Score	RPI	S	Opponent	Score	RPI	S	Opponent	Score	RPI	S	Opponent	Score
17	H	Minnesota	53 78					86	H	Tennessee Tech	70 60	105	H	North Ala.	94 81
								96	A	Wake Forest	62 50	142	H	Bowling Green	65 49
												259	H	Fairfield	48 35
												304	H	Delaware St.	80 59
												325	H	Chicago St.	91 57

LAST 12 Division I GAMES:															
304	H	Delaware St.	80 59	105	H	North Ala.	94 81	142	H	Bowling Green	65 49	96	A	Wake Forest	62 50
325	H	Chicago St.	91 57					259	H	Fairfield	48 35	17	H	Minnesota	53 78
								86	H	Tennessee Tech	70 60				

Non-Div I Games:

Xavier

Average RPI Win:	275	WON-LOST	WINNING	LAST 10	STRENGTH OF	OPP. STRENGTH	TEAM	ADJ.	CONF.	ADJ CONF.
Average RPI Loss:	119	RECORD	PCT. RANK	GAMES	SCHEDULE	OF SCHEDULE	RPI	RPI	RPI	RPI
DIV. I ONLY	6- 5	155	0- 1	162	285	135	135	17	17	
DIV. I NON-CONF.	6- 5	155	0- 1	162	285	135	135	17	17	

TOTALS	RPI 1-25	RPI 26-50	W-L RECORDS	RPI 51-100	RPI 101-150	RPI 150+				
6- 5	0- 0	0- 0	OVERALL	0- 2	1- 2	5- 1				
2- 0	0- 0	0- 0	HOME	0- 0	0- 0	2- 0				
3- 4	0- 0	0- 0	AWAY	0- 1	1- 2	2- 1				
1- 1	0- 0	0- 0	NEUTRAL	0- 1	0- 0	1- 0				
6- 5	0- 0	0- 0	NON-CONFERENCE	0- 2	1- 2	5- 1				
2- 0	0- 0	0- 0	HOME	0- 0	0- 0	2- 0				
3- 4	0- 0	0- 0	AWAY	0- 1	1- 2	2- 1				
1- 1	0- 0	0- 0	NEUTRAL	0- 1	0- 0	1- 0				
0- 0	0- 0	0- 0	CONFERENCE	0- 0	0- 0	0- 0				
0- 0	0- 0	0- 0	HOME	0- 0	0- 0	0- 0				
0- 0	0- 0	0- 0	AWAY	0- 0	0- 0	0- 0				
0- 0	0- 0	0- 0	NEUTRAL	0- 0	0- 0	0- 0				

RPI	S	Opponent	Score	RPI	S	Opponent	Score	RPI	S	Opponent	Score	RPI	S	Opponent	Score	Team's RPI: 135
69	A	St. John's (NY)	52	56	89	N	SFA	57	67	123	A	Northern Ill.	80	89		
										127	A	Providence	42	59		
										144	A	Youngstown St.	58	56		
										187	A	Cincinnati	52	66		
										280	H	Saint Peter's	72	56		
										286	H	Colgate	80	61		
										296	A	Vermont	58	55		
										308	N	Niagara	67	64		
										336	A	Wagner	74	41		

LAST 12 Division I GAMES:																
89	N	SFA	57	67	127	A	Providence	42	59							
308	N	Niagara	67	64	336	A	Wagner	74	41							
296	A	Vermont	58	55	144	A	Youngstown St.	58	56							
69	A	St. John's (NY)	52	56	187	A	Cincinnati	52	66							
280	H	Saint Peter's	72	56	123	A	Northern Ill.	80	89							
					286	H	Colgate	80	61							

Non-Div I Games:

Yale

Average RPI Win:	229	WON-LOST	WINNING	LAST 10	STRENGTH OF	OPP. STRENGTH	TEAM	ADJ.	CONF.	ADJ CONF.
Average RPI Loss:	150	RECORD	PCT. RANK	GAMES	SCHEDULE	OF SCHEDULE	RPI	RPI	RPI	RPI

DIV. I ONLY	6- 2	68	1- 0	252	233	144	144	15	15
DIV. I NON-CONF.	6- 2	68	1- 0	252	233	144	144	15	15
TOTALS	RPI 1-25	RPI 26-50	W-L RECORDS	RPI 51-100	RPI 101-150	RPI 150+			
6- 2	0- 0	0- 0	OVERALL	0- 0	1- 1	5- 1			
4- 1	0- 0	0- 0	HOME	0- 0	0- 1	4- 0			
2- 1	0- 0	0- 0	AWAY	0- 0	1- 0	1- 1			
0- 0	0- 0	0- 0	NEUTRAL	0- 0	0- 0	0- 0			
6- 2	0- 0	0- 0	NON-CONFERENCE	0- 0	1- 1	5- 1			
4- 1	0- 0	0- 0	HOME	0- 0	0- 1	4- 0			
2- 1	0- 0	0- 0	AWAY	0- 0	1- 0	1- 1			
0- 0	0- 0	0- 0	NEUTRAL	0- 0	0- 0	0- 0			
0- 0	0- 0	0- 0	CONFERENCE	0- 0	0- 0	0- 0			
0- 0	0- 0	0- 0	HOME	0- 0	0- 0	0- 0			
0- 0	0- 0	0- 0	AWAY	0- 0	0- 0	0- 0			
0- 0	0- 0	0- 0	NEUTRAL	0- 0	0- 0	0- 0			

RPI 1-25	RPI 26-50	RPI 51-100	RPI 101+	Team's RPI: 144
RPI S Opponent Score	RPI S Opponent Score	RPI S Opponent Score	RPI S Opponent Score	
			129 A Pittsburgh	64 55
			135 H Yale	56 58
			165 A Kent St.	34 62
			171 H Loyol a Chi cago	74 63
			219 H Akron	72 61
			244 H Saint Francis (PA)	80 56
			285 H Robert Morris	69 59
			327 A Cani si us	62 36
LAST 12 Divi si on I GAMES:				
244 H Saint Francis (PA)	80 56	171 H Loyol a Chi cago	74 63	
327 A Cani si us	62 36	285 H Robert Morris	69 59	
219 H Akron	72 61			
135 H Yale	56 58			
165 A Kent St.	34 62			
129 A Pittsburgh	64 55			

Non-Div I Games: Carlow 90 31

Youngstown St.