

A & M - C o r p u s C h r i s t iA
&
M
-
C
o
r
p
u
s
C
h
r
i
s
t
i

A&M-Corpus Christi

Page 1

Average RPI Win:	265	WON-LOST	WINNING	LAST 10	STRENGTH OF	OPP. STRENGTH	TEAM	ADJ.	CONF.	ADJ CONF.
Average RPI Loss:	135	RECORD	PCT. RANK	GAMES	SCHEDULE	OF SCHEDULE	RPI	RPI	RPI	RPI
DIV. I ONLY	3- 2	123	3- 2	152	299	104	104	26	26	
DIV. I NON-CONF.	3- 2	125	3- 2	155	301	106	106	26	26	
TOTALS	RPI 1-25	RPI 26-50	W-L RECORDS	RPI 51-100	RPI 101-150	RPI 150+				
3- 2	0- 0	0- 0	OVERALL	0- 1	0- 0	3- 1				
1- 0	0- 0	0- 0	HOME	0- 0	0- 0	1- 0				
1- 2	0- 0	0- 0	AWAY	0- 1	0- 0	1- 1				
1- 0	0- 0	0- 0	NEUTRAL	0- 0	0- 0	1- 0				
3- 2	0- 0	0- 0	NON-CONFERENCE	0- 1	0- 0	3- 1				
1- 0	0- 0	0- 0	HOME	0- 0	0- 0	1- 0				
1- 2	0- 0	0- 0	AWAY	0- 1	0- 0	1- 1				
1- 0	0- 0	0- 0	NEUTRAL	0- 0	0- 0	1- 0				
0- 0	0- 0	0- 0	CONFERENCE	0- 0	0- 0	0- 0				
0- 0	0- 0	0- 0	HOME	0- 0	0- 0	0- 0				
0- 0	0- 0	0- 0	AWAY	0- 0	0- 0	0- 0				
0- 0	0- 0	0- 0	NEUTRAL	0- 0	0- 0	0- 0				

RPI 1-25			RPI 26-50			RPI 51-100			RPI 101+			Team's RPI: 104
RPI	S	Opponent	Score	RPI	S	Opponent	Score	RPI	S	Opponent	Score	
						95 A Texas Tech	44 61			164 H Eastern Wash.	79 72	
										174 A UTSA	57 70	
										314 A UMKC	80 55	
										316 N George Mason	88 86	
LAST 12 Division I GAMES:												
						95 A Texas Tech	44 61					
						314 A UMKC	80 55					
						316 N George Mason	88 86					
						164 H Eastern Wash.	79 72					
						174 A UTSA	57 70					

Non-Div I Games: Howard Payne 102 60 Wayland Baptist 91 64

Abilene Christian

Loss, Non-Conf, S Site, H Home A Away N Neutral

Average RPI Win: 313		WON-LOST	WINNING	LAST 10	STRENGTH OF	OPP. STRENGTH	TEAM	ADJ.	CONF.	ADJ CONF.
Average RPI Loss: 199		RECORD	PCT. RANK	GAMES	SCHEDULE	OF SCHEDULE	RPI	RPI	RPI	RPI
DIV. I ONLY		1- 8	325	1- 8	202	335	325	325	23	23
DIV. I NON-CONF.		1- 8	324	1- 8	208	334	324	324	24	24
TOTALS		RPI 1-25	RPI 26-50	W-L RECORDS	RPI 51-100	RPI 101-150	RPI 150+			
1- 8	0- 0		0- 1	OVERALL	0- 0	0- 2	1- 5			
1- 3	0- 0		0- 0	HOME	0- 0	0- 1	1- 2			
0- 5	0- 0		0- 1	AWAY	0- 0	0- 1	0- 3			
0- 0	0- 0		0- 0	NEUTRAL	0- 0	0- 0	0- 0			
1- 8	0- 0		0- 1	NON-CONFERENCE	0- 0	0- 2	1- 5			
1- 3	0- 0		0- 0	HOME	0- 0	0- 1	1- 2			
0- 5	0- 0		0- 1	AWAY	0- 0	0- 1	0- 3			
0- 0	0- 0		0- 0	NEUTRAL	0- 0	0- 0	0- 0			
0- 0	0- 0		0- 0	CONFERENCE	0- 0	0- 0	0- 0			
0- 0	0- 0		0- 0	HOME	0- 0	0- 0	0- 0			
0- 0	0- 0		0- 0	AWAY	0- 0	0- 0	0- 0			
0- 0	0- 0		0- 0	NEUTRAL	0- 0	0- 0	0- 0			

[illegible]

Non-Div I Games:

Air Force

■ Loss, ■ Non-Conf, S Site, H Home A Away N Neutral

Average RPI Win:	181	WON-LOST	WINNING	LAST 10	STRENGTH OF	OPP. STRENGTH	TEAM	ADJ.	CONF.	ADJ CONF.
Average RPI Loss:	0	RECORD	PCT. RANK	GAMES	SCHEDULE	OF SCHEDULE	RPI	RPI	RPI	RPI
DIV. I ONLY	7- 0	1	7- 0	297	37	69	69	15	15	
DIV. I NON-CONF.	7- 0	1	7- 0	298	37	71	71	15	15	
TOTALS	RPI 1-25	RPI 26-50	W-L RECORDS	RPI 51-100	RPI 101-150	RPI 150+				
7- 0	0- 0	0- 0	OVERALL	0- 0	3- 0	4- 0				
5- 0	0- 0	0- 0	HOME	0- 0	2- 0	3- 0				
0- 0	0- 0	0- 0	AWAY	0- 0	0- 0	0- 0				
2- 0	0- 0	0- 0	NEUTRAL	0- 0	1- 0	1- 0				
7- 0	0- 0	0- 0	NON-CONFERENCE	0- 0	3- 0	4- 0				
5- 0	0- 0	0- 0	HOME	0- 0	2- 0	3- 0				
0- 0	0- 0	0- 0	AWAY	0- 0	0- 0	0- 0				
2- 0	0- 0	0- 0	NEUTRAL	0- 0	1- 0	1- 0				
0- 0	0- 0	0- 0	CONFERENCE	0- 0	0- 0	0- 0				
0- 0	0- 0	0- 0	HOME	0- 0	0- 0	0- 0				
0- 0	0- 0	0- 0	AWAY	0- 0	0- 0	0- 0				
0- 0	0- 0	0- 0	NEUTRAL	0- 0	0- 0	0- 0				

RPI 1-25				RPI 26-50				RPI 51-100				Team's RPI: 69		RPI 101+					
RPI	S	Opponent	Score	RPI	S	Opponent	Score	RPI	S	Opponent	Score	RPI	S	Opponent	Score	RPI	S	Opponent	Score
																108	H	Morehead St.	89 61
																120	N	Siena	90 74
																127	H	UNI	82 73
																192	N	Belmont	73 58
																231	H	Binghamton	80 49
																234	H	Valparaiso	100 65
																257	H	Northern Ky.	82 49
LAST 12 Division I GAMES:																			
				127	H	UNI	82 73					108	H	Morehead St.	89 61				
				257	H	Northern Ky.	82 49					120	N	Siena	90 74				
				231	H	Binghamton	80 49					192	N	Belmont	73 58				
												234	H	Valparaiso	100 65				

Non-Div I Games:

Akron

Average RPI Win:	204	WON-LOST	WINNING	LAST 10	STRENGTH OF	OPP. STRENGTH	TEAM	ADJ.	CONF.	ADJ CONF.
Average RPI Loss:	61	RECORD	PCT. RANK	GAMES	SCHEDULE	OF SCHEDULE	RPI	RPI	RPI	RPI
DIV. I ONLY	8- 3	73	7- 3	151	122	106	106	2	2	
DIV. I NON-CONF.	8- 3	73	8- 3	154	122	108	108	2	2	
TOTALS	RPI 1-25	RPI 26-50	W-L RECORDS	RPI 51-100	RPI 101-150	RPI 150+				
8- 3	1- 1	0- 0	OVERALL	1- 1	0- 1	6- 0				
5- 2	1- 1	0- 0	HOME	0- 0	0- 1	4- 0				
1- 0	0- 0	0- 0	AWAY	1- 0	0- 0	0- 0				
2- 1	0- 0	0- 0	NEUTRAL	0- 1	0- 0	2- 0				
8- 3	1- 1	0- 0	NON-CONFERENCE	1- 1	0- 1	6- 0				
5- 2	1- 1	0- 0	HOME	0- 0	0- 1	4- 0				
1- 0	0- 0	0- 0	AWAY	1- 0	0- 0	0- 0				
2- 1	0- 0	0- 0	NEUTRAL	0- 1	0- 0	2- 0				
0- 0	0- 0	0- 0	CONFERENCE	0- 0	0- 0	0- 0				
0- 0	0- 0	0- 0	HOME	0- 0	0- 0	0- 0				
0- 0	0- 0	0- 0	AWAY	0- 0	0- 0	0- 0				
0- 0	0- 0	0- 0	NEUTRAL	0- 0	0- 0	0- 0				

RPI 1-25				RPI 26-50				RPI 51-100				RPI 101+ Team's RPI: 106			
RPI	S	Opponent	Score	RPI	S	Opponent	Score	RPI	S	Opponent	Score	RPI	S	Opponent	Score
18	H	Duke	40 90					51	N	Quinnipiac	66 73	113	H	Jacksonville St.	62 64
22	H	Nebraska	53 51					84	A	Kansas	85 80	189	H	USC Upstate	74 65
												197	N	Temple	58 51
												249	H	UT Martin	68 55
												266	H	Florida A&M	60 44
												291	N	Georgetown	72 58
												333	H	Alabama A&M	75 44
LAST 12 Division I GAMES:															
22	H	Nebraska	53 51	51	N	Quinnipiac	66 73								
249	H	UT Martin	68 55	333	H	Alabama A&M	75 44								
189	H	USC Upstate	74 65	197	N	Temple	58 51								
18	H	Duke	40 90	291	N	Georgetown	72 58								
266	H	Florida A&M	60 44	84	A	Kansas	85 80								
				113	H	Jacksonville St.	62 64								

Non-Div I Games:

Alabama

■ Loss,
 ■ Non-Conf, S Site,
 ■ Home
 ■ Away
 N Neutral

Average RPI Win: 0		WON-LOST	WINNING	LAST 10	STRENGTH OF	OPP. STRENGTH	TEAM	ADJ.	CONF.	ADJ CONF.
Average RPI Loss: 187		RECORD	PCT. RANK	GAMES	SCHEDULE	OF SCHEDULE	RPI	RPI	RPI	RPI
DIV. I ONLY		0- 7	328	0- 7	227	260	333	333	32	32
DIV. I NON-CONF.		0- 7	325	0- 7	230	266	331	331	32	32
TOTALS		RPI 1-25	RPI 26-50	W-L RECORDS	RPI 51-100	RPI 101-150	RPI 150+			
0- 7	0- 1		0- 0	OVERALL	0- 0	0- 1	0- 5			
0- 2	0- 0		0- 0	HOME	0- 0	0- 0	0- 2			
0- 5	0- 1		0- 0	AWAY	0- 0	0- 1	0- 3			
0- 0	0- 0		0- 0	NEUTRAL	0- 0	0- 0	0- 0			
0- 7	0- 1		0- 0	NON-CONFERENCE	0- 0	0- 1	0- 5			
0- 2	0- 0		0- 0	HOME	0- 0	0- 0	0- 2			
0- 5	0- 1		0- 0	AWAY	0- 0	0- 1	0- 3			
0- 0	0- 0		0- 0	NEUTRAL	0- 0	0- 0	0- 0			
0- 0	0- 0		0- 0	CONFERENCE	0- 0	0- 0	0- 0			
0- 0	0- 0		0- 0	HOME	0- 0	0- 0	0- 0			
0- 0	0- 0		0- 0	AWAY	0- 0	0- 0	0- 0			
0- 0	0- 0		0- 0	NEUTRAL	0- 0	0- 0	0- 0			

RPI 1-25			
RPI	S	Opponent	Score
10	A	Western Ky.	44 96
RPI 26-50			
RPI	S	Opponent	Score
RPI 51-100			
RPI	S	Opponent	Score
RPI 101+			
RPI	S	Opponent	Score
106	A	Alabama	44 75
160	H	East Tenn. St.	64 88
215	A	Samford	50 61
226	H	Louisiana Tech	68 70
259	A	Southeast Mo. St.	38 66
331	A	Murray St.	81 102
Team's RPI: 333			
LAST 12 Division I GAMES:			
160	H	East Tenn. St.	64 88
10	A	Western Ky.	44 96
226	H	Louisiana Tech	68 70
106	A	Alabama	44 75
215	A	Samford	50 61
331	A	Murray St.	81 102
259	A	Southeast Mo. St.	38 66

Non-Div I Games:

Alabama A&M

■ Loss, ■ Non-Conf, S Site, H Home A Away N Neutral

Average RPI Win: 266		WON-LOST	WINNING	LAST 10	STRENGTH OF	OPP. STRENGTH	TEAM	ADJ.	CONF.	ADJ CONF.
Average RPI Loss: 149		RECORD	PCT. RANK	GAMES	SCHEDULE	OF SCHEDULE	RPI	RPI	RPI	RPI
DIV. I ONLY		1- 3	269	1- 3	271	112	233	233	32	32
DIV. I NON-CONF.		1- 3	266	1- 3	273	111	237	237	32	32
TOTALS	RPI 1-25	RPI 26-50		W-L RECORDS		RPI 51-100	RPI 101-150	RPI 150+		
1- 3	0- 1	0- 0		OVERALL		0- 0	0- 0	1- 2		
0- 0	0- 0	0- 0		HOME		0- 0	0- 0	0- 0		
1- 3	0- 1	0- 0		AWAY		0- 0	0- 0	1- 2		
0- 0	0- 0	0- 0		NEUTRAL		0- 0	0- 0	0- 0		
1- 3	0- 1	0- 0		NON-CONFERENCE		0- 0	0- 0	1- 2		
0- 0	0- 0	0- 0		HOME		0- 0	0- 0	0- 0		
1- 3	0- 1	0- 0		AWAY		0- 0	0- 0	1- 2		
0- 0	0- 0	0- 0		NEUTRAL		0- 0	0- 0	0- 0		
0- 0	0- 0	0- 0		CONFERENCE		0- 0	0- 0	0- 0		
0- 0	0- 0	0- 0		HOME		0- 0	0- 0	0- 0		
0- 0	0- 0	0- 0		AWAY		0- 0	0- 0	0- 0		
0- 0	0- 0	0- 0		NEUTRAL		0- 0	0- 0	0- 0		

RPI 1-25				RPI 26-50				RPI 51-100				RPI 101+ Team's RPI: 233			
RPI	S	Opponent	Score	RPI	S	Opponent	Score	RPI	S	Opponent	Score	RPI	S	Opponent	Score
10	A	Western Ky.	54 93									157	A	Savannah St.	62 71
												266	A	Florida A&M	64 49
												279	A	South Ala.	61 64
LAST 12 Division I GAMES:															
				266	A	Florida A&M	64 49	10	A	Western Ky.	54 93				
								279	A	South Ala.	61 64				
								157	A	Savannah St.	62 71				

Non-Div I Games:	Stillman	75	66
------------------	----------	----	----

Alabama St.

■ Loss, ■ Non-Conf, S Site, H Home A Away N Neutral

Average RPI Win: 249		WON-LOST	WINNING	LAST 10	STRENGTH OF	OPP. STRENGTH	TEAM	ADJ.	CONF.	ADJ CONF.
Average RPI Loss: 87		RECORD	PCT. RANK	GAMES	SCHEDULE	OF SCHEDULE	RPI	RPI	RPI	RPI
DIV. I ONLY		4- 2	90	0- 1	254	84	122	122	27	27
DIV. I NON-CONF.		4- 2	91	0- 1	257	84	126	126	27	27
TOTALS	RPI 1-25		RPI 26-50		W-L RECORDS		RPI 51-100		RPI 101-150	RPI 150+
4- 2	0- 1		0- 0		OVERALL		0- 0		0- 0	4- 1
1- 1	0- 0		0- 0		HOME		0- 0		0- 0	1- 1
3- 1	0- 1		0- 0		AWAY		0- 0		0- 0	3- 0
0- 0	0- 0		0- 0		NEUTRAL		0- 0		0- 0	0- 0
4- 2	0- 1		0- 0		NON-CONFERENCE		0- 0		0- 0	4- 1
1- 1	0- 0		0- 0		HOME		0- 0		0- 0	1- 1
3- 1	0- 1		0- 0		AWAY		0- 0		0- 0	3- 0
0- 0	0- 0		0- 0		NEUTRAL		0- 0		0- 0	0- 0
0- 0	0- 0		0- 0		CONFERENCE		0- 0		0- 0	0- 0
0- 0	0- 0		0- 0		HOME		0- 0		0- 0	0- 0
0- 0	0- 0		0- 0		AWAY		0- 0		0- 0	0- 0
0- 0	0- 0		0- 0		NEUTRAL		0- 0		0- 0	0- 0

RPI 1-25				RPI 26-50				RPI 51-100				RPI 101+				Team's RPI: 122	
RPI	S	Opponent	Score	RPI	S	Opponent	Score	RPI	S	Opponent	Score	RPI	S	Opponent	Score		
10	A	Western Ky.	54 63									163	H	Hofstra	55 65		
												238	A	Penn St.	54 53		
												239	A	Colgate	67 48		
												254	H	St. Francis Brooklyn	90 47		
												263	A	Canisius	64 59		
LAST 12 Division I GAMES:																	
10	A	Western Ky.	54 63	254	H	St. Francis Brooklyn	90 47										
239	A	Colgate	67 48														
163	H	Hofstra	55 65														
263	A	Canisius	64 59														
238	A	Penn St.	54 53														

Non-Div I Games:

Albany (NY)

■ Loss, ■ Non-Conf, S Site, H Home A Away N Neutral

Average RPI Win:	340	WON-LOST	WINNING	LAST 10	STRENGTH OF	OPP. STRENGTH	TEAM	ADJ.	CONF.	ADJ CONF.
Average RPI Loss:	216	RECORD	PCT. RANK	GAMES	SCHEDULE	OF SCHEDULE	RPI	RPI	RPI	RPI
DIV. I ONLY	1- 5	292	1- 5	317	283	342	342	32	32	
DIV. I NON-CONF.	1- 5	290	1- 5	318	285	341	341	32	32	
TOTALS	RPI 1-25	RPI 26-50	W-L RECORDS	RPI 51-100	RPI 101-150	RPI 150+				
1- 5	0- 1	0- 0	OVERALL	0- 0	0- 0	1- 4				
1- 1	0- 0	0- 0	HOME	0- 0	0- 0	1- 1				
0- 4	0- 0	0- 0	AWAY	0- 0	0- 0	0- 0				
0- 0	0- 0	0- 0	NEUTRAL	0- 0	0- 0	0- 0				
1- 5	0- 1	0- 0	NON-CONFERENCE	0- 0	0- 0	1- 4				
1- 1	0- 0	0- 0	HOME	0- 0	0- 0	1- 1				
0- 4	0- 1	0- 0	AWAY	0- 0	0- 0	0- 3				
0- 0	0- 0	0- 0	NEUTRAL	0- 0	0- 0	0- 0				
0- 0	0- 0	0- 0	CONFERENCE	0- 0	0- 0	0- 0				
0- 0	0- 0	0- 0	HOME	0- 0	0- 0	0- 0				
0- 0	0- 0	0- 0	AWAY	0- 0	0- 0	0- 0				
0- 0	0- 0	0- 0	NEUTRAL	0- 0	0- 0	0- 0				

RPI 1-25				RPI 26-50			RPI 51-100			RPI 101+			Team's RPI: 342
RPI	S	Opponent	Score	RPI	S	Opponent	Score	RPI	S	Opponent	Score		
22	A	Nebraska	49 83							216	A	UAB	43 57
										252	H	Central Ark.	36 62
										276	A	Rice	33 61
										313	A	Omaha	39 59
										340	H	La.-Monroe	62 53
LAST 12 Division I GAMES:													
313	A	Omaha	39 59	340	H	La.-Monroe	62 53						
				252	H	Central Ark.	36 62						
				276	A	Rice	33 61						
				216	A	UAB	43 57						
				22	A	Nebraska	49 83						

Non-Div I Games:

Alcorn

■ Loss,
 ■ Non-Conf,
 ■ S Site,
 ■ H Home
 ■ A Away
 N Neutral

Average RPI Win:	214	WON-LOST	WINNING	LAST 10	STRENGTH OF	OPP. STRENGTH	TEAM	ADJ.	CONF.	ADJ CONF.
Average RPI Loss:	57	RECORD	PCT. RANK	GAMES	SCHEDULE	OF SCHEDULE	RPI	RPI	RPI	RPI
DIV. I ONLY	3- 4	190	3- 4	8	245	86	86	18	18	
DIV. I NON-CONF.	3- 4	188	3- 4	9	248	88	88	19	19	
TOTALS	RPI 1-25	RPI 26-50	W-L RECORDS	RPI 51-100	RPI 101-150	RPI 150+				
3- 4	0- 1	0- 2	OVERALL	0- 0	1- 1	2- 0				
1- 3	0- 1	0- 2	HOME	0- 0	0- 0	1- 0				
0- 1	0- 0	0- 0	AWAY	0- 0	0- 1	0- 0				
2- 0	0- 0	0- 0	NEUTRAL	0- 0	1- 0	1- 0				
3- 4	0- 1	0- 2	NON-CONFERENCE	0- 0	1- 1	2- 0				
1- 3	0- 1	0- 2	HOME	0- 0	0- 0	1- 0				
0- 1	0- 0	0- 0	AWAY	0- 0	0- 1	0- 0				
2- 0	0- 0	0- 0	NEUTRAL	0- 0	1- 0	1- 0				
0- 0	0- 0	0- 0	CONFERENCE	0- 0	0- 0	0- 0				
0- 0	0- 0	0- 0	HOME	0- 0	0- 0	0- 0				
0- 0	0- 0	0- 0	AWAY	0- 0	0- 0	0- 0				
0- 0	0- 0	0- 0	NEUTRAL	0- 0	0- 0	0- 0				

RPI 1-25				RPI 26-50				RPI 51-100 Team's RPI: 86				RPI 101+			
RPI	S	Opponent	Score	RPI	S	Opponent	Score	RPI	S	Opponent	Score	RPI	S	Opponent	Score
13	H	Princeton	56 63	27	H	James Madison	65 69					105	N	Gonzaga	59 56
				40	H	George Washington	52 63					149	A	Massachusetts	61 71
												211	N	Oregon	72 64
												326	H	UMBC	77 51
LAST 12 Division I GAMES:															
149	A	Massachusetts	61 71	27	H	James Madison	65 69								
326	H	UMBC	77 51	40	H	George Washington	52 63								
211	N	Oregon	72 64												
105	N	Gonzaga	59 56												
13	H	Princeton	56 63												

Non-Div I Games:

American

■ Loss,
 ■ Non-Conf, S Site,
 ■ Home
 ■ Away
 N Neutral

Average RPI Win:	264	WON-LOST	WINNING	LAST 10	STRENGTH OF	OPP. STRENGTH	TEAM	ADJ.	CONF.	ADJ CONF.
Average RPI Loss:	79	RECORD	PCT. RANK	GAMES	SCHEDULE	OF SCHEDULE	RPI	RPI	RPI	RPI
DIV. I ONLY	3- 3	155	3- 3	198	88	176	176	19	19	
DIV. I NON-CONF.	3- 3	155	3- 3	204	87	177	177	20	20	
TOTALS	RPI 1-25	RPI 26-50	W-L RECORDS	RPI 51-100	RPI 101-150	RPI 150+				
3- 3	0- 1	0- 0	OVERALL	0- 1	0- 0	3- 1				
2- 1	0- 0	0- 0	HOME	0- 0	0- 0	2- 1				
1- 2	0- 1	0- 0	AWAY	0- 1	0- 0	1- 0				
0- 0	0- 0	0- 0	NEUTRAL	0- 0	0- 0	0- 0				
3- 3	0- 1	0- 0	NON-CONFERENCE	0- 1	0- 0	3- 1				
2- 1	0- 0	0- 0	HOME	0- 0	0- 0	2- 1				
1- 2	0- 1	0- 0	AWAY	0- 1	0- 0	1- 0				
0- 0	0- 0	0- 0	NEUTRAL	0- 0	0- 0	0- 0				
0- 0	0- 0	0- 0	CONFERENCE	0- 0	0- 0	0- 0				
0- 0	0- 0	0- 0	HOME	0- 0	0- 0	0- 0				
0- 0	0- 0	0- 0	AWAY	0- 0	0- 0	0- 0				
0- 0	0- 0	0- 0	NEUTRAL	0- 0	0- 0	0- 0				

RPI 1-25				RPI 26-50				RPI 51-100				RPI 101+ Team's RPI: 176			
RPI	S	Opponent	Score	RPI	S	Opponent	Score	RPI	S	Opponent	Score	RPI	S	Opponent	Score
1	A	Kentucky	74 111					63	A	Furman	79 84	160	A	East Tenn. St.	76 70
												173	H	Radford	67 68
												293	H	Gardner-Webb	77 69
												339	H	UNCW	82 72
LAST 12 Division I GAMES:															
160	A	East Tenn. St.	76 70	63	A	Furman	79 84								
1	A	Kentucky	74 111	173	H	Radford	67 68								
				293	H	Gardner-Webb	77 69								
				339	H	UNCW	82 72								

Non-Div I Games:

Appalachian St.

Average RPI Win:	267	WON-LOST	WINNING	LAST 10	STRENGTH OF	OPP. STRENGTH	TEAM	ADJ.	CONF.	ADJ CONF.
Average RPI Loss:	52	RECORD	PCT. RANK	GAMES	SCHEDULE	OF SCHEDULE	RPI	RPI	RPI	RPI
DIV. I ONLY	4- 3	131	0- 1	244	118	178	178	1	1	
DIV. I NON-CONF.	4- 3	132	0- 1	248	119	179	179	1	1	
TOTALS	RPI 1-25	RPI 26-50	W-L RECORDS	RPI 51-100	RPI 101-150	RPI 150+				
4- 3	0- 0	0- 2	OVERALL	0- 1	0- 0	4- 0				
2- 1	0- 0	0- 1	HOME	0- 0	0- 0	2- 0				
2- 1	0- 0	0- 0	AWAY	0- 0	0- 0	2- 0				
0- 1	0- 0	0- 1	NEUTRAL	0- 0	0- 0	0- 0				
4- 3	0- 0	0- 2	NON-CONFERENCE	0- 1	0- 0	4- 0				
2- 1	0- 0	0- 1	HOME	0- 0	0- 0	2- 0				
2- 1	0- 0	0- 0	AWAY	0- 1	0- 0	2- 0				
0- 1	0- 0	0- 1	NEUTRAL	0- 0	0- 0	0- 0				
0- 0	0- 0	0- 0	CONFERENCE	0- 0	0- 0	0- 0				
0- 0	0- 0	0- 0	HOME	0- 0	0- 0	0- 0				
0- 0	0- 0	0- 0	AWAY	0- 0	0- 0	0- 0				
0- 0	0- 0	0- 0	NEUTRAL	0- 0	0- 0	0- 0				

RPI S	Opponent	Score	RPI S	Opponent	Score	RPI S	Opponent	Score	RPI S	Opponent	Score	Team's RPI: 178
29	H Bakersfield	72 76	95	A Texas Tech	54 57	213	A Wake Forest	72 69				
32	N Toledo	54 69				244	H Grambling	65 51				
						288	A FIU	65 58				
						321	H UC Santa Barbara	61 34				
LAST 12 Division I GAMES:												
32	N Toledo	54 69	321	H UC Santa Barbara	61 34							
213	A Wake Forest	72 69	95	A Texas Tech	54 57							
244	H Grambling	65 51	29	H Bakersfield	72 76							
288	A FIU	65 58										

Non-Div I Games:

Arizona

■ Loss,
 ■ Non-Conf, S Site,
 ■ Home
 ■ Away
 N Neutral

Average RPI Win:	116	WON-LOST	WINNING	LAST 10	STRENGTH OF	OPP. STRENGTH	TEAM	ADJ.	CONF.	ADJ CONF.
Average RPI Loss:	5	RECORD	PCT. RANK	GAMES	SCHEDULE	OF SCHEDULE	RPI	RPI	RPI	RPI
DIV. I ONLY	6- 1	30	1- 0	7	52	2	2	1	1	
DIV. I NON-CONF.	6- 1	30	1- 0	8	53	2	2	1	1	
TOTALS	RPI 1-25	RPI 26-50	W-L RECORDS	RPI 51-100	RPI 101-150	RPI 150+				
6- 1	1- 1	2- 0	OVERALL	0- 0	0- 0	3- 0				
3- 0	1- 0	1- 0	HOME	0- 0	0- 0	1- 0				
1- 0	0- 0	0- 0	AWAY	0- 0	0- 0	1- 0				
2- 1	0- 1	1- 0	NEUTRAL	0- 0	0- 0	1- 0				
6- 1	1- 1	2- 0	NON-CONFERENCE	0- 0	0- 0	3- 0				
3- 0	1- 0	1- 0	HOME	0- 0	0- 0	1- 0				
1- 0	0- 0	0- 0	AWAY	0- 0	0- 0	1- 0				
2- 1	0- 1	1- 0	NEUTRAL	0- 0	0- 0	1- 0				
0- 0	0- 0	0- 0	CONFERENCE	0- 0	0- 0	0- 0				
0- 0	0- 0	0- 0	HOME	0- 0	0- 0	0- 0				
0- 0	0- 0	0- 0	AWAY	0- 0	0- 0	0- 0				
0- 0	0- 0	0- 0	NEUTRAL	0- 0	0- 0	0- 0				

RPI	S	Opponent	Score	RPI	S	Opponent	Score	RPI	S	Opponent	Score	RPI	S	Opponent	Score
5	N	Green Bay	57 63	29	H	Bakersfield	83 54					166	A	Miami (FL)	65 61
14	H	Middle Tenn.	81 67	37	N	Vanderbilt	72 67					201	H	SMU	77 42
												247	N	Villanova	51 46
LAST 12 Division I GAMES:															
247	N	Villanova	51 46	37	N	Vanderbilt	72 67								
166	A	Miami (FL)	65 61	201	H	SMU	77 42								
29	H	Bakersfield	83 54	5	N	Green Bay	57 63								
14	H	Middle Tenn.	81 67												

Non-Div I Games:

Arizona St.

NEW YORK STATE				THROUGH SUMMER OF 2007-07-10-11						
Average RPI Win:	0	WON-LOST	WINNING	LAST 10	STRENGTH OF	OPP. STRENGTH	TEAM	ADJ.	CONF.	ADJ CONF.
Average RPI Loss:	191	RECORD	PCT. RANK	GAMES	SCHEDULE	OF SCHEDULE	RPI	RPI	RPI	RPI
DIV. I ONLY	0- 4	328	0- 1	162	342	327	327	32	32	
DIV. I NON-CONF.	0- 4	325	0- 2	164	341	326	326	32	32	
TOTALS	RPI 1-25		RPI 26-50		W-L RECORDS		RPI 51-100		RPI 101-150	
0- 4	0- 0		0- 0		OVERALL		0- 0		0- 2	
0- 0	0- 0		0- 0		HOME		0- 0		0- 0	
0- 4	0- 0		0- 0		AWAY		0- 0		0- 0	
0- 0	0- 0		0- 0		NEUTRAL		0- 0		0- 0	
0- 4	0- 0		0- 0		NON-CONFERENCE		0- 0		0- 2	
0- 0	0- 0		0- 0		HOME		0- 0		0- 0	
0- 4	0- 0		0- 0		AWAY		0- 0		0- 2	
0- 0	0- 0		0- 0		NEUTRAL		0- 0		0- 0	
0- 0	0- 0		0- 0		CONFERENCE		0- 0		0- 0	
0- 0	0- 0		0- 0		HOME		0- 0		0- 0	
0- 0	0- 0		0- 0		AWAY		0- 0		0- 0	
0- 0	0- 0		0- 0		NEUTRAL		0- 0		0- 0	

RPI 1-25				RPI 26-50				RPI 51-100				RPI 101+				Team's RPI: 327	
RPI	S	Opponent	Score	RPI	S	Opponent	Score	RPI	S	Opponent	Score	RPI	S	Opponent	Score		
												110	A	Wichita St.	26	55	
												146	A	Xavier	52	89	
												171	A	Oklahoma St.	45	90	
												338	A	Cincinnati	57	73	
LAST 12 Division I GAMES:																	
												146	A	Xavier	52	89	
												110	A	Wichita St.	26	55	
												171	A	Oklahoma St.	45	90	
												338	A	Cincinnati	57	73	

Non-Div I Games:	Talladega	66	70	Philander Smith	76	62	Lane	83	54
------------------	-----------	----	----	-----------------	----	----	------	----	----

Ark.-Pine Bluff

■ Loss, ■ Non-Conf, S Site, H Home A Away N Neutral

Arkansas

Through Games Of Dec. 8, 2014

Average RPI Win:	130	WON-LOST	WINNING	LAST 10	STRENGTH OF	OPP. STRENGTH	TEAM	ADJ.	CONF.	ADJ CONF.
Average RPI Loss:	54	RECORD	PCT. RANK	GAMES	SCHEDULE	OF SCHEDULE	RPI	RPI	RPI	RPI
DIV. I ONLY	6- 2	55	6- 2	21	50	26	26	2	2	
DIV. I NON-CONF.	6- 2	55	6- 2	23	51	26	26	2	2	
TOTALS	RPI 1-25	RPI 26-50	W-L RECORDS	RPI 51-100	RPI 101-150	RPI 150+				
6- 2	1- 0	1- 1	OVERALL	0- 1	1- 0	3- 0				
3- 2	0- 0	0- 1	HOME	0- 1	1- 0	2- 0				
1- 0	1- 0	0- 0	AWAY	0- 0	0- 0	0- 0				
2- 0	0- 0	1- 0	NEUTRAL	0- 0	0- 0	1- 0				
6- 2	1- 0	1- 1	NON-CONFERENCE	0- 1	1- 0	3- 0				
3- 2	0- 0	0- 1	HOME	0- 1	1- 0	2- 0				
1- 0	1- 0	0- 0	AWAY	0- 0	0- 0	0- 0				
2- 0	0- 0	1- 0	NEUTRAL	0- 0	0- 0	1- 0				
0- 0	0- 0	0- 0	CONFERENCE	0- 0	0- 0	0- 0				
0- 0	0- 0	0- 0	HOME	0- 0	0- 0	0- 0				
0- 0	0- 0	0- 0	AWAY	0- 0	0- 0	0- 0				
0- 0	0- 0	0- 0	NEUTRAL	0- 0	0- 0	0- 0				

RPI 1-25				RPI 26-50				Team's RPI: 26				RPI 51-100				RPI 101+			
RPI	S	Opponent	Score	RPI	S	Opponent	Score	RPI	S	Opponent	Score	RPI	S	Opponent	Score	RPI	S	Opponent	Score
14	A	Middle Tenn.	58 51	31	N	Iowa	77 67	60	H	Rutgers	52 64	107	H	Nicholls St.	63 52				
				48	H	South Dakota St.	75 80					157	H	Savannah St.	75 46				
												214	H	Northwestern St.	78 30				
												256	N	Richmond	74 55				
LAST 12 Division I GAMES:																			
214	H	Northwestern St.	78 30	60	H	Rutgers	52 64												
14	A	Middle Tenn.	58 51	48	H	South Dakota St.	75 80												
157	H	Savannah St.	75 46	256	N	Richmond	74 55												
107	H	Nicholls St.	63 52	31	N	Iowa	77 67												

Non-Div I Games:

Arkansas

■ Loss,
■ Non-Conf, S Site,
■ Home
■ Away
N Neutral

Average RPI Win:	213	WON-LOST	WINNING	LAST 10	STRENGTH OF	OPP. STRENGTH	TEAM	ADJ.	CONF.	ADJ CONF.
Average RPI Loss:	35	RECORD	PCT. RANK	GAMES	SCHEDULE	OF SCHEDULE	RPI	RPI	RPI	RPI
DIV. I ONLY	2- 2	155	0- 1	19	203	74	74	19	19	
DIV. I NON-CONF.	2- 2	155	0- 1	21	205	76	76	20	20	
TOTALS	RPI 1-25	RPI 26-50	W-L RECORDS	RPI 51-100	RPI 101-150	RPI 150+				
2- 2	0- 1	0- 1	OVERALL	0- 0	1- 0	1- 0				
2- 0	0- 0	0- 0	HOME	0- 0	1- 0	1- 0				
0- 2	0- 1	0- 1	AWAY	0- 0	0- 0	0- 0				
0- 0	0- 0	0- 0	NEUTRAL	0- 0	0- 0	0- 0				
2- 2	0- 1	0- 1	NON-CONFERENCE	0- 0	1- 0	1- 0				
2- 0	0- 0	0- 0	HOME	0- 0	1- 0	1- 0				
0- 2	0- 1	0- 1	AWAY	0- 0	0- 0	0- 0				
0- 0	0- 0	0- 0	NEUTRAL	0- 0	0- 0	0- 0				
0- 0	0- 0	0- 0	CONFERENCE	0- 0	0- 0	0- 0				
0- 0	0- 0	0- 0	HOME	0- 0	0- 0	0- 0				
0- 0	0- 0	0- 0	AWAY	0- 0	0- 0	0- 0				
0- 0	0- 0	0- 0	NEUTRAL	0- 0	0- 0	0- 0				

RPI 1-25				RPI 26-50				RPI 51-100				Team's RPI: 74		RPI 101+			
RPI	S	Opponent	Score	RPI	S	Opponent	Score	RPI	S	Opponent	Score			RPI	S	Opponent	Score
19	A	Mississippi St.	83 93	50	A	Colorado	69 80							144	H	Chattanooga	57 52
														281	H	Jackson St.	92 60
LAST 12 Division I GAMES:																	
				50	A	Colorado	69 80	19	A	Mississippi St.	83 93						
				144	H	Chattanooga	57 52	281	H	Jackson St.	92 60						

Non-Div I Games: Christian Bros. 79 39

Arkansas St.

Average RPI Win:	259	WON-LOST	WINNING	LAST 10	STRENGTH OF	OPP. STRENGTH	TEAM	ADJ.	CONF.	ADJ CONF.
Average RPI Loss:	146	RECORD	PCT. RANK	GAMES	SCHEDULE	OF SCHEDULE	RPI	RPI	RPI	RPI
DIV. I ONLY	6- 2	55	6- 2	332	146	194	194	18	18	
DIV. I NON-CONF.	6- 2	55	6- 2	334	147	196	196	19	19	
TOTALS	RPI 1-25	RPI 26-50	W-L RECORDS	RPI 51-100	RPI 101-150	RPI 150+				
6- 2	0- 0	0- 0	OVERALL	1- 1	0- 0	5- 1				
3- 0	0- 0	0- 0	HOME	0- 0	0- 0	3- 0				
3- 2	0- 0	0- 0	AWAY	1- 1	0- 0	2- 1				
0- 0	0- 0	0- 0	NEUTRAL	0- 0	0- 0	0- 0				
6- 2	0- 0	0- 0	NON-CONFERENCE	1- 1	0- 0	5- 1				
3- 0	0- 0	0- 0	HOME	0- 0	0- 0	3- 0				
3- 2	0- 0	0- 0	AWAY	1- 1	0- 0	2- 1				
0- 0	0- 0	0- 0	NEUTRAL	0- 0	0- 0	0- 0				
0- 0	0- 0	0- 0	CONFERENCE	0- 0	0- 0	0- 0				
0- 0	0- 0	0- 0	HOME	0- 0	0- 0	0- 0				
0- 0	0- 0	0- 0	AWAY	0- 0	0- 0	0- 0				
0- 0	0- 0	0- 0	NEUTRAL	0- 0	0- 0	0- 0				

RPI 1-25			RPI 26-50			RPI 51-100			RPI 101+			Team's RPI: 194
RPI	S	Opponent	Score	RPI	S	Opponent	Score	RPI	S	Opponent	Score	
						51	A Quinnipiac	64 79	240	A Fairleigh Dickinson	48 56	
						97	A Pepperdine	56 44	254	H St. Francis Brooklyn	61 55	
									265	H Stony Brook	68 59	
									292	A Manhattan	81 49	
									321	A UC Santa Barbara	61 39	
									325	H Air Force	79 35	
LAST 12 Division I GAMES:												
325	H	Air Force	79 35	254	H	St. Francis Brooklyn	61 55					
292	A	Manhattan	81 49	240	A	Fairleigh Dickinson	48 56					
265	H	Stony Brook	68 59	97	A	Pepperdine	56 44					
51	A	Quinnipiac	64 79	321	A	UC Santa Barbara	61 39					

Non-Div I Games:

Army

Average RPI Win:	187	WON-LOST	WINNING	LAST 10	STRENGTH OF	OPP. STRENGTH	TEAM	ADJ.	CONF.	ADJ CONF.
Average RPI Loss:	105	RECORD	PCT. RANK	GAMES	SCHEDULE	OF SCHEDULE	RPI	RPI	RPI	RPI
DIV. I ONLY	5- 2	74	5- 2	226	51	109	109	2	2	
DIV. I NON-CONF.	5- 2	74	5- 2	229	52	111	111	2	2	
TOTALS	RPI 1-25	RPI 26-50	W-L RECORDS	RPI 51-100	RPI 101-150	RPI 150+				
5- 2	0- 0	1- 0	OVERALL	0- 1	0- 1	4- 0				
5- 0	0- 0	1- 0	HOME	0- 0	0- 0	4- 0				
0- 2	0- 0	0- 0	AWAY	0- 1	0- 1	0- 0				
0- 0	0- 0	0- 0	NEUTRAL	0- 0	0- 0	0- 0				
5- 2	0- 0	1- 0	NON-CONFERENCE	0- 1	0- 1	4- 0				
5- 0	0- 0	1- 0	HOME	0- 0	0- 0	4- 0				
0- 2	0- 0	0- 0	AWAY	0- 1	0- 1	0- 0				
0- 0	0- 0	0- 0	NEUTRAL	0- 0	0- 0	0- 0				
0- 0	0- 0	0- 0	CONFERENCE	0- 0	0- 0	0- 0				
0- 0	0- 0	0- 0	HOME	0- 0	0- 0	0- 0				
0- 0	0- 0	0- 0	AWAY	0- 0	0- 0	0- 0				
0- 0	0- 0	0- 0	NEUTRAL	0- 0	0- 0	0- 0				

RPI 1-25				RPI 26-50				RPI 51-100				RPI 101+				Team's RPI: 109	
RPI	S	Opponent	Score	RPI	S	Opponent	Score	RPI	S	Opponent	Score	RPI	S	Opponent	Score		
				45	H	FGCU	72 69	83	A	Virginia	51 66	126	A	Winthrop	54 56		
												191	H	Troy	71 54		
												205	H	Southeastern La.	72 44		
												244	H	Grambling	92 42		
												250	H	Marquette	79 53		
LAST 12 Division I GAMES:																	
				205	H	Southeastern La.	72 44	126	A	Winthrop	54 56						
				250	H	Marquette	79 53	83	A	Virginia	51 66						
								45	H	FGCU	72 69						
								244	H	Grambling	92 42						
								191	H	Troy	71 54						

Non-Div I Games:

Auburn

Average RPI Win:	234	WON-LOST	WINNING	LAST 10	STRENGTH OF	OPP. STRENGTH	TEAM	ADJ.	CONF.	ADJ CONF.
Average RPI Loss:	66	RECORD	PCT. RANK	GAMES	SCHEDULE	OF SCHEDULE	RPI	RPI	RPI	RPI
DIV. I ONLY	4- 3	131	4- 3	65	230	116	116	6	6	
DIV. I NON-CONF.	4- 3	132	4- 3	68	234	118	118	6	6	
TOTALS	RPI 1-25	RPI 26-50	W-L RECORDS	RPI 51-100	RPI 101-150	RPI 150+				
4- 3	0- 0	0- 1	OVERALL	0- 2	0- 0	4- 0				
3- 1	0- 0	0- 0	HOME	0- 1	0- 0	3- 0				
0- 1	0- 0	0- 1	AWAY	0- 0	0- 0	0- 0				
1- 1	0- 0	0- 0	NEUTRAL	0- 1	0- 0	1- 0				
4- 3	0- 0	0- 1	NON-CONFERENCE	0- 2	0- 0	4- 0				
3- 1	0- 0	0- 0	HOME	0- 1	0- 0	3- 0				
0- 1	0- 0	0- 1	AWAY	0- 0	0- 0	0- 0				
1- 1	0- 0	0- 0	NEUTRAL	0- 1	0- 0	1- 0				
0- 0	0- 0	0- 0	CONFERENCE	0- 0	0- 0	0- 0				
0- 0	0- 0	0- 0	HOME	0- 0	0- 0	0- 0				
0- 0	0- 0	0- 0	AWAY	0- 0	0- 0	0- 0				
0- 0	0- 0	0- 0	NEUTRAL	0- 0	0- 0	0- 0				

RPI S	Opponent	Score	RPI S	Opponent	Score	RPI S	Opponent	Score	RPI S	Opponent	Score	Team's RPI: 116
48	A South Dakota St.	65 75	57	H CSUN	54 63	161	H Colorado St.	69 58	236	N Butler	81 62	
			94	N Oregon St.	61 71	253	H Nevada	65 60	287	H UNLV	76 61	
LAST 12 Division I GAMES:												
48	A South Dakota St.	65 75	161	H Colorado St.	69 58	287	H UNLV	76 61	94	N Oregon St.	61 71	
			236	N Butler	81 62	253	H Nevada	65 60	57	H CSUN	54 63	

Non-Div I Games: BYU-Hawaii 73 52

BYU

■ Loss,
 ■ Non-Conf, S Site,
 ■ Home
 ■ Away
 N Neutral

Bakersfield

Through Games Of Dec. 8, 2014

Average RPI Win:	172	WON-LOST	WINNING	LAST 10	STRENGTH OF	OPP. STRENGTH	TEAM	ADJ.	CONF.	ADJ CONF.
Average RPI Loss:	2	RECORD	PCT. RANK	GAMES	SCHEDULE	OF SCHEDULE	RPI	RPI	RPI	RPI
DIV. I ONLY	5- 1	43	5- 1	141	21	29	29	33	33	
DIV. I NON-CONF.	5- 1	43	5- 1	144	22	29	29	33	33	
TOTALS	RPI 1-25	RPI 26-50	W-L RECORDS	RPI 51-100	RPI 101-150	RPI 150+				
5- 1	1- 1	1- 0	OVERALL	0- 0	0- 0	3- 0				
4- 0	1- 0	1- 0	HOME	0- 0	0- 0	2- 0				
1- 1	0- 1	0- 0	AWAY	0- 0	0- 0	1- 0				
0- 0	0- 0	0- 0	NEUTRAL	0- 0	0- 0	0- 0				
5- 1	1- 1	1- 0	NON-CONFERENCE	0- 0	0- 0	3- 0				
4- 0	1- 0	1- 0	HOME	0- 0	0- 0	2- 0				
1- 1	0- 1	0- 0	AWAY	0- 0	0- 0	1- 0				
0- 0	0- 0	0- 0	NEUTRAL	0- 0	0- 0	0- 0				
0- 0	0- 0	0- 0	CONFERENCE	0- 0	0- 0	0- 0				
0- 0	0- 0	0- 0	HOME	0- 0	0- 0	0- 0				
0- 0	0- 0	0- 0	AWAY	0- 0	0- 0	0- 0				
0- 0	0- 0	0- 0	NEUTRAL	0- 0	0- 0	0- 0				

RPI 1-25				RPI 26-50				Team's RPI: 29				RPI 51-100				RPI 101+			
RPI	S	Opponent	Score	RPI	S	Opponent	Score	RPI	S	Opponent	Score	RPI	S	Opponent	Score	RPI	S	Opponent	Score
2	A	Arizona St.	54 83	43	H	UC Riverside	66 65									178	A	Arizona	76 72
8	H	Fresno St.	80 60													304	H	UC Irvine	80 70
																325	H	Air Force	96 56
LAST 12 Division I GAMES:																			
				43	H	UC Riverside	66 65					325	H	Air Force	96 56				
				304	H	UC Irvine	80 70												
				8	H	Fresno St.	80 60												
				2	A	Arizona St.	54 83												
				178	A	Arizona	76 72												

Non-Div I Games: Fresno Pacific 82 60

Bakersfield

Loss, Non-Conf, S Site, H Home A Away N Neutral

Average RPI Win:	293	WON-LOST	WINNING	LAST 10	STRENGTH OF	OPP. STRENGTH	TEAM	ADJ.	CONF.	ADJ CONF.
Average RPI Loss:	52	RECORD	PCT. RANK	GAMES	SCHEDULE	OF SCHEDULE	RPI	RPI	RPI	RPI
DIV. I ONLY	3- 3	155	3- 3	183	147	220	220	15	15	
DIV. I NON-CONF.	3- 3	155	3- 3	188	148	222	222	15	15	
TOTALS	RPI 1-25	RPI 26-50	W-L RECORDS	RPI 51-100	RPI 101-150	RPI 150+				
3- 3	0- 1	0- 0	OVERALL	0- 2	0- 0	3- 0				
3- 2	0- 0	0- 0	HOME	0- 2	0- 0	3- 0				
0- 1	0- 1	0- 0	AWAY	0- 0	0- 0	0- 0				
0- 0	0- 0	0- 0	NEUTRAL	0- 0	0- 0	0- 0				
3- 3	0- 1	0- 0	NON-CONFERENCE	0- 2	0- 0	3- 0				
3- 2	0- 0	0- 0	HOME	0- 2	0- 0	3- 0				
0- 1	0- 1	0- 0	AWAY	0- 0	0- 0	0- 0				
0- 0	0- 0	0- 0	NEUTRAL	0- 0	0- 0	0- 0				
0- 0	0- 0	0- 0	CONFERENCE	0- 0	0- 0	0- 0				
0- 0	0- 0	0- 0	HOME	0- 0	0- 0	0- 0				
0- 0	0- 0	0- 0	AWAY	0- 0	0- 0	0- 0				
0- 0	0- 0	0- 0	NEUTRAL	0- 0	0- 0	0- 0				

RPI 1-25				RPI 26-50				RPI 51-100				RPI 101+				Team's RPI: 220	
RPI	S	Opponent	Score	RPI	S	Opponent	Score	RPI	S	Opponent	Score	RPI	S	Opponent	Score		
17	A	Louisville	56 69					53	H	Purdue	60 66	269	H	Evansville	76 70		
								87	H	Duquesne	62 82	280	H	Oakland	75 50		
												331	H	Murray St.	85 59		
LAST 12 Division I GAMES:																	
				53	H	Purdue	60 66	280	H	Oakland	75 50						
								87	H	Duquesne	62 82						
								331	H	Murray St.	85 59						
								17	A	Louisville	56 69						
								269	H	Evansville	76 70						

Non-Div I Games:

Ball St.

Average RPI Win:	158	WON-LOST	WINNING	LAST 10	STRENGTH OF	OPP. STRENGTH	TEAM	ADJ.	CONF.	ADJ CONF.
Average RPI Loss:	1	RECORD	PCT. RANK	GAMES	SCHEDULE	OF SCHEDULE	RPI	RPI	RPI	RPI
DIV. I ONLY	6- 1	30	6- 1	77	33	15	15	5	5	
DIV. I NON-CONF.	6- 1	30	6- 1	82	34	15	15	5	5	
TOTALS	RPI 1-25	RPI 26-50	W-L RECORDS	RPI 51-100	RPI 101-150	RPI 150+				
6- 1	0- 1	1- 0	OVERALL	0- 0	2- 0	3- 0				
5- 0	0- 0	1- 0	HOME	0- 0	2- 0	2- 0				
1- 1	0- 1	0- 0	AWAY	0- 0	0- 0	1- 0				
0- 0	0- 0	0- 0	NEUTRAL	0- 0	0- 0	0- 0				
6- 1	0- 1	1- 0	NON-CONFERENCE	0- 0	2- 0	3- 0				
5- 0	0- 0	1- 0	HOME	0- 0	2- 0	2- 0				
1- 1	0- 1	0- 0	AWAY	0- 0	0- 0	1- 0				
0- 0	0- 0	0- 0	NEUTRAL	0- 0	0- 0	0- 0				
0- 0	0- 0	0- 0	CONFERENCE	0- 0	0- 0	0- 0				
0- 0	0- 0	0- 0	HOME	0- 0	0- 0	0- 0				
0- 0	0- 0	0- 0	AWAY	0- 0	0- 0	0- 0				
0- 0	0- 0	0- 0	NEUTRAL	0- 0	0- 0	0- 0				

RPI 1-25				RPI 26-50				RPI 51-100				RPI 101+			
RPI	S	Opponent	Score	RPI	S	Opponent	Score	RPI	S	Opponent	Score	RPI	S	Opponent	Score
1	A	Kentucky	64 74	35	H	Stetson	96 42					134	H	Oral Roberts	101 60
												142	H	Tex.-Pan American	96 42
												180	A	Ole Miss	96 54
												198	H	Marist	90 60
												261	H	Utah St.	99 43
LAST 12 Division I GAMES:															
180	A	Ole Miss	96 54	1	A	Kentucky	64 74								
142	H	Tex.-Pan American	96 42	134	H	Oral Roberts	101 60								
198	H	Marist	90 60												
35	H	Stetson	96 42												
261	H	Utah St.	99 43												

Non-Div I Games:

Baylor

Average RPI Win:	330	WON-LOST	WINNING	LAST 10	STRENGTH OF	OPP. STRENGTH	TEAM	ADJ.	CONF.	ADJ CONF.
Average RPI Loss:	95	RECORD	PCT. RANK	GAMES	SCHEDULE	OF SCHEDULE	RPI	RPI	RPI	RPI
DIV. I ONLY	2- 4	238	2- 4	149	219	192	192	28	28	
DIV. I NON-CONF.	2- 4	233	2- 4	152	223	194	194	28	28	
TOTALS	RPI 1-25	RPI 26-50	W-L RECORDS	RPI 51-100	RPI 101-150	RPI 150+				
2- 4	0- 1	0- 1	OVERALL	0- 1	0- 0	2- 1				
1- 0	0- 0	0- 0	HOME	0- 0	0- 0	1- 0				
1- 3	0- 1	0- 1	AWAY	0- 0	0- 0	1- 1				
0- 1	0- 0	0- 0	NEUTRAL	0- 1	0- 0	0- 0				
2- 4	0- 1	0- 1	NON-CONFERENCE	0- 1	0- 0	2- 1				
1- 0	0- 0	0- 0	HOME	0- 0	0- 0	1- 0				
1- 3	0- 1	0- 1	AWAY	0- 0	0- 0	1- 1				
0- 1	0- 0	0- 0	NEUTRAL	0- 1	0- 0	0- 0				
0- 0	0- 0	0- 0	CONFERENCE	0- 0	0- 0	0- 0				
0- 0	0- 0	0- 0	HOME	0- 0	0- 0	0- 0				
0- 0	0- 0	0- 0	AWAY	0- 0	0- 0	0- 0				
0- 0	0- 0	0- 0	NEUTRAL	0- 0	0- 0	0- 0				

RPI 1-25				RPI 26-50				RPI 51-100				RPI 101+ Team's RPI: 192			
RPI	S	Opponent	Score	RPI	S	Opponent	Score	RPI	S	Opponent	Score	RPI	S	Opponent	Score
17	A	Louisville	35 95	37	A	Vanderbilt	58 65	69	N	Akron	58 73	255	A	Kent St.	55 58
												322	H	Lipscomb	80 60
												337	A	Denver	72 43
LAST 12 Division I GAMES:															
17	A	Louisville	35 95	322	H	Lipscomb	80 60	69	N	Akron	58 73	255	A	Kent St.	55 58
37	A	Vanderbilt	58 65	337	A	Denver	72 43								

Non-Div I Games: North Ala.

69 72

Belmont

Average RPI Win:	157	WON-LOST	WINNING	LAST 10	STRENGTH OF	OPP. STRENGTH	TEAM	ADJ.	CONF.	ADJ CONF.
Average RPI Loss:	142	RECORD	PCT. RANK	GAMES	SCHEDULE	OF SCHEDULE	RPI	RPI	RPI	RPI
DIV. I ONLY	1- 6	303	1- 6	67	236	206	206	30	30	
DIV. I NON-CONF.	0- 5	325	0- 5	85	141	276	276	29	29	
TOTALS	RPI 1-25	RPI 26-50	W-L RECORDS	RPI 51-100	RPI 101-150	RPI 150+				
1- 6	0- 0	0- 2	OVERALL	0- 1	0- 1	1- 2				
0- 1	0- 0	0- 0	HOME	0- 0	0- 1	0- 0				
1- 5	0- 0	0- 2	AWAY	0- 1	0- 0	1- 2				
0- 0	0- 0	0- 0	NEUTRAL	0- 0	0- 0	0- 0				
0- 5	0- 0	0- 2	NON-CONFERENCE	0- 1	0- 1	0- 1				
0- 1	0- 0	0- 0	HOME	0- 0	0- 1	0- 0				
0- 4	0- 0	0- 2	AWAY	0- 1	0- 0	0- 1				
0- 0	0- 0	0- 0	NEUTRAL	0- 0	0- 0	0- 0				
1- 1	0- 0	0- 0	CONFERENCE	0- 0	0- 0	1- 1				
0- 0	0- 0	0- 0	HOME	0- 0	0- 0	0- 0				
1- 1	0- 0	0- 0	AWAY	0- 0	0- 0	1- 1				
0- 0	0- 0	0- 0	NEUTRAL	0- 0	0- 0	0- 0				

RPI	S	Opponent	Score	RPI	S	Opponent	Score	RPI	S	Opponent	Score	RPI	S	Opponent	Score	Team's RPI: 206
28	A	Florida St.	34	103	67	A	East Carolina	42	71	138	H	Fla. Atlantic	68	88		
35	A	Stetson	61	91						157	A	Savannah St.	59	52		
										284	A	South Carolina St.	61	68		
										302	A	Jacksonville	51	64		
LAST 12 Division I GAMES:																
284	A	South Carolina St.	61	68	28	A	Florida St.	34	103	138	H	Fla. Atlantic	68	88		
157	A	Savannah St.	59	52	67	A	East Carolina	42	71	35	A	Stetson	61	91		
67	A	East Carolina	42	71	302	A	Jacksonville	51	64							

Non-Div I Games: Edward Waters 60 42 Lynn 67 48

Bethune-Cookman

Average RPI Win:	347	WON-LOST	WINNING	LAST 10	STRENGTH OF	OPP. STRENGTH	TEAM	ADJ.	CONF.	ADJ CONF.
Average RPI Loss:	117	RECORD	PCT. RANK	GAMES	SCHEDULE	OF SCHEDULE	RPI	RPI	RPI	RPI
DIV. I ONLY	1- 6	303	1- 6	46	330	231	231	27	27	
DIV. I NON-CONF.	1- 6	303	1- 6	47	328	235	235	27	27	
TOTALS	RPI 1-25	RPI 26-50	W-L RECORDS	RPI 51-100	RPI 101-150	RPI 150+				
1- 6	0- 0	0- 1	OVERALL	0- 2	0- 1	1- 2				
0- 2	0- 0	0- 0	HOME	0- 0	0- 1	0- 1				
0- 4	0- 0	0- 0	AWAY	0- 0	0- 0	0- 0				
1- 0	0- 0	0- 0	NEUTRAL	0- 0	0- 0	1- 0				
1- 6	0- 0	0- 1	NON-CONFERENCE	0- 2	0- 1	1- 2				
0- 2	0- 0	0- 0	HOME	0- 0	0- 1	0- 1				
0- 4	0- 0	0- 1	AWAY	0- 2	0- 0	0- 1				
1- 0	0- 0	0- 0	NEUTRAL	0- 0	0- 0	1- 0				
0- 0	0- 0	0- 0	CONFERENCE	0- 0	0- 0	0- 0				
0- 0	0- 0	0- 0	HOME	0- 0	0- 0	0- 0				
0- 0	0- 0	0- 0	AWAY	0- 0	0- 0	0- 0				
0- 0	0- 0	0- 0	NEUTRAL	0- 0	0- 0	0- 0				

RPI 1-25				RPI 26-50				RPI 51-100				RPI 101+				Team's RPI: 231	
RPI	S	Opponent	Score	RPI	S	Opponent	Score	RPI	S	Opponent	Score	RPI	S	Opponent	Score		
				34	A	St. John's (NY)	51 67	69	A	Akron	49 80	146	H	Xavier	71 89		
								89	A	St. Bonaventure	54 72	169	A	NJIT	48 52		
												196	H	Niagara	52 63		
												347	N	Delaware St.	90 84		
LAST 12 Division I GAMES:																	
				196	H	Niagara	52 63	169	A	NJIT	48 52						
				146	H	Xavier	71 89	89	A	St. Bonaventure	54 72						
				347	N	Delaware St.	90 84	34	A	St. John's (NY)	51 67						
				69	A	Akron	49 80										

Non-Div I Games:

Binghamton

■ Loss,
 ■ Non-Conf, S Site,
 ■ Home
 ■ Away
 N Neutral

Average RPI Win:	236	WON-LOST	WINNING	LAST 10	STRENGTH OF	OPP. STRENGTH	TEAM	ADJ.	CONF.	ADJ CONF.
Average RPI Loss:	166	RECORD	PCT. RANK	GAMES	SCHEDULE	OF SCHEDULE	RPI	RPI	RPI	RPI
DIV. I ONLY	4- 3	131	4- 3	242	269	183	183	23	23	
DIV. I NON-CONF.	4- 3	132	4- 3	246	273	185	185	24	24	
TOTALS	RPI 1-25	RPI 26-50	W-L RECORDS	RPI 51-100	RPI 101-150	RPI 150+				
4- 3	0- 0	0- 1	OVERALL	0- 0	1- 1	3- 1				
2- 0	0- 0	0- 0	HOME	0- 0	1- 0	1- 0				
1- 2	0- 0	0- 0	AWAY	0- 0	0- 1	1- 1				
1- 1	0- 0	0- 1	NEUTRAL	0- 0	0- 0	1- 0				
4- 3	0- 0	0- 1	NON-CONFERENCE	0- 0	1- 1	3- 1				
2- 0	0- 0	0- 0	HOME	0- 0	1- 0	1- 0				
1- 2	0- 0	0- 0	AWAY	0- 0	0- 1	1- 1				
1- 1	0- 0	0- 1	NEUTRAL	0- 0	0- 0	1- 0				
0- 0	0- 0	0- 0	CONFERENCE	0- 0	0- 0	0- 0				
0- 0	0- 0	0- 0	HOME	0- 0	0- 0	0- 0				
0- 0	0- 0	0- 0	AWAY	0- 0	0- 0	0- 0				
0- 0	0- 0	0- 0	NEUTRAL	0- 0	0- 0	0- 0				

RPI 1-25			RPI 26-50			RPI 51-100			RPI 101+			Team's RPI: 183
RPI	S	Opponent	Score	RPI	S	Opponent	Score	RPI	S	Opponent	Score	
				49	N	Long Beach St.	50 68					
								118	H	Montana St.	75 60	
								147	A	Southern Utah	64 66	
								204	N	Yale	59 53	
								277	A	Idaho St.	86 62	
								303	A	Utah Valley	60 68	
								346	H	New Mexico St.	70 45	
LAST 12 Division I GAMES:												
303	A	Utah Valley	60 68	204	N	Yale	59 53					
277	A	Idaho St.	86 62	49	N	Long Beach St.	50 68					
				147	A	Southern Utah	64 66					
				346	H	New Mexico St.	70 45					
				118	H	Montana St.	75 60					

Non-Div I Games: Carroll (MT) 58 45

Boise St.

Average RPI Win:	158	WON-LOST	WINNING	LAST 10	STRENGTH OF	OPP. STRENGTH	TEAM	ADJ.	CONF.	ADJ CONF.
Average RPI Loss:	88	RECORD	PCT. RANK	GAMES	SCHEDULE	OF SCHEDULE	RPI	RPI	RPI	RPI
DIV. I ONLY	5- 3	109	0- 1	39	126	47	47	3	3	
DIV. I NON-CONF.	5- 3	114	0- 1	40	125	49	49	3	3	
TOTALS	RPI 1-25	RPI 26-50	W-L RECORDS	RPI 51-100	RPI 101-150	RPI 150+				
5- 3	1- 1	0- 0	OVERALL	0- 1	2- 0	2- 1				
2- 1	0- 0	0- 0	HOME	0- 1	1- 0	1- 0				
2- 2	1- 1	0- 0	AWAY	0- 0	1- 0	0- 1				
1- 0	0- 0	0- 0	NEUTRAL	0- 0	0- 0	1- 0				
5- 3	1- 1	0- 0	NON-CONFERENCE	0- 1	2- 0	2- 1				
2- 1	0- 0	0- 0	HOME	0- 1	1- 0	1- 0				
2- 2	1- 1	0- 0	AWAY	0- 0	1- 0	0- 1				
1- 0	0- 0	0- 0	NEUTRAL	0- 0	0- 0	1- 0				
0- 0	0- 0	0- 0	CONFERENCE	0- 0	0- 0	0- 0				
0- 0	0- 0	0- 0	HOME	0- 0	0- 0	0- 0				
0- 0	0- 0	0- 0	AWAY	0- 0	0- 0	0- 0				
0- 0	0- 0	0- 0	NEUTRAL	0- 0	0- 0	0- 0				

RPI 1-25				RPI 26-50				Team's RPI: 47				RPI 51-100				RPI 101+			
RPI	S	Opponent	Score	RPI	S	Opponent	Score	RPI	S	Opponent	Score	RPI	S	Opponent	Score	RPI	S	Opponent	Score
21	A	Stanford	63 96									79	H	Indiana	67 76	115	A	Hartford	73 61
23	A	St. Mary's (CA)	82 72													125	H	Bryant	90 79
																165	A	Maine	64 69
																243	N	Brown	90 80
																286	H	Boston U.	73 56
LAST 12 Division I GAMES:																			
115	A	Hartford	73 61	165	A	Maine	64 69	21	A	Stanford	63 96								
79	H	Indiana	67 76																
243	N	Brown	90 80																
125	H	Bryant	90 79																
286	H	Boston U.	73 56																
23	A	St. Mary's (CA)	82 72																

Non-Div I Games:

Boston College

■ Loss,
 ■ Non-Conf,
 ■ S Site,
 ■ H Home
 ■ A Away
 N Neutral

Average RPI Win:	255	WON-LOST	WINNING	LAST 10	STRENGTH OF	OPP. STRENGTH	TEAM	ADJ.	CONF.	ADJ CONF.
Average RPI Loss:	180	RECORD	PCT. RANK	GAMES	SCHEDULE	OF SCHEDULE	RPI	RPI	RPI	RPI
DIV. I ONLY	3- 5	221	3- 5	299	183	286	286	18	18	
DIV. I NON-CONF.	3- 5	219	3- 5	300	185	289	289	19	19	
TOTALS	RPI 1-25	RPI 26-50	W-L RECORDS	RPI 51-100	RPI 101-150	RPI 150+				
3- 5	0- 0	0- 1	OVERALL	0- 0	0- 0	3- 4				
2- 1	0- 0	0- 0	HOME	0- 0	0- 0	2- 1				
0- 4	0- 0	0- 0	AWAY	0- 0	0- 0	0- 0				
1- 0	0- 0	0- 0	NEUTRAL	0- 0	0- 0	1- 0				
3- 5	0- 0	0- 1	NON-CONFERENCE	0- 0	0- 0	3- 4				
2- 1	0- 0	0- 0	HOME	0- 0	0- 0	2- 1				
0- 4	0- 0	0- 1	AWAY	0- 0	0- 0	0- 3				
1- 0	0- 0	0- 0	NEUTRAL	0- 0	0- 0	1- 0				
0- 0	0- 0	0- 0	CONFERENCE	0- 0	0- 0	0- 0				
0- 0	0- 0	0- 0	HOME	0- 0	0- 0	0- 0				
0- 0	0- 0	0- 0	AWAY	0- 0	0- 0	0- 0				
0- 0	0- 0	0- 0	NEUTRAL	0- 0	0- 0	0- 0				

RPI 1-25			RPI 26-50			RPI 51-100			RPI 101+			Team's RPI: 286
RPI	S	Opponent	Score	RPI	S	Opponent	Score	RPI	S	Opponent	Score	
				47	A	Boston College	56 73					
								159	H	Harvard	63 62	
								195	H	New Hampshire	55 67	
								204	A	Yale	59 66	
								208	A	Northeastern	74 75	
								246	A	New Mexico	49 56	
								298	H	Vermont	66 61	
								307	N	Stephen F. Austin	62 57	
LAST 12 Division I GAMES:												
47	A	Boston College	56 73	204	A	Yale	59 66					
159	H	Harvard	63 62	195	H	New Hampshire	55 67					
208	A	Northeastern	74 75	307	N	Stephen F. Austin	62 57					
				246	A	New Mexico	49 56					
				298	H	Vermont	66 61					

Non-Div I Games:

Boston U.

Bowling Green

Through Games Of Dec. 8, 2014

Average RPI Win:	270	WON-LOST	WINNING	LAST 10	STRENGTH OF	OPP. STRENGTH	TEAM	ADJ.	CONF.	ADJ CONF.
Average RPI Loss:	171	RECORD	PCT. RANK	GAMES	SCHEDULE	OF SCHEDULE	RPI	RPI	RPI	RPI
DIV. I ONLY	4- 2	90	4- 2	336	194	262	262	15	15	
DIV. I NON-CONF.	4- 2	91	4- 2	339	195	265	265	15	15	
TOTALS	RPI 1-25	RPI 26-50	W-L RECORDS	RPI 51-100	RPI 101-150	RPI 150+				
4- 2	0- 0	0- 0	OVERALL	0- 1	0- 0	4- 1				
2- 1	0- 0	0- 0	HOME	0- 1	0- 0	2- 0				
1- 1	0- 0	0- 0	AWAY	0- 0	0- 0	1- 1				
1- 0	0- 0	0- 0	NEUTRAL	0- 0	0- 0	1- 0				
4- 2	0- 0	0- 0	NON-CONFERENCE	0- 1	0- 0	4- 1				
2- 1	0- 0	0- 0	HOME	0- 1	0- 0	2- 0				
1- 1	0- 0	0- 0	AWAY	0- 0	0- 0	1- 1				
1- 0	0- 0	0- 0	NEUTRAL	0- 0	0- 0	1- 0				
0- 0	0- 0	0- 0	CONFERENCE	0- 0	0- 0	0- 0				
0- 0	0- 0	0- 0	HOME	0- 0	0- 0	0- 0				
0- 0	0- 0	0- 0	AWAY	0- 0	0- 0	0- 0				
0- 0	0- 0	0- 0	NEUTRAL	0- 0	0- 0	0- 0				

RPI 1-25			RPI 26-50			RPI 51-100			RPI 101+			Team's RPI: 262
RPI	S	Opponent	Score	RPI	S	Opponent	Score	RPI	S	Opponent	Score	
						70	H Bucknell	52	53	188	H Iona	80 59
										248	A Milwaukee	60 50
										272	A Loyola Marymount	48 51
										304	N UC Irvine	62 54
										338	H Cincinnati	66 55
LAST 12 Division I GAMES:												
338	H	Cincinnati	66 55	248	A	Milwaukee	60 50					
272	A	Loyola Marymount	48 51	188	H	Iona	80 59					
304	N	UC Irvine	62 54	70	H	Bucknell	52 53					

Non-Div I Games:

Bowling Green

■ Loss,
 ■ Non-Conf, S Site,
 ■ Home
 ■ Away
 N Neutral

Average RPI Win:	140	WON-LOST	WINNING	LAST 10	STRENGTH OF	OPP. STRENGTH	TEAM	ADJ.	CONF.	ADJ CONF.
Average RPI Loss:	188	RECORD	PCT. RANK	GAMES	SCHEDULE	OF SCHEDULE	RPI	RPI	RPI	RPI
DIV. I ONLY	1- 6	303	1- 6	104	300	270	270	21	21	
DIV. I NON-CONF.	1- 6	303	1- 6	109	302	272	272	22	22	
TOTALS	RPI 1-25	RPI 26-50	W-L RECORDS	RPI 51-100	RPI 101-150	RPI 150+				
1- 6	0- 0	0- 0	OVERALL	0- 2	1- 1	0- 3				
1- 1	0- 0	0- 0	HOME	0- 0	1- 0	0- 1				
0- 5	0- 0	0- 0	AWAY	0- 2	0- 1	0- 2				
0- 0	0- 0	0- 0	NEUTRAL	0- 0	0- 0	0- 0				
1- 6	0- 0	0- 0	NON-CONFERENCE	0- 2	1- 1	0- 3				
1- 1	0- 0	0- 0	HOME	0- 0	1- 0	0- 1				
0- 5	0- 0	0- 0	AWAY	0- 2	0- 1	0- 2				
0- 0	0- 0	0- 0	NEUTRAL	0- 0	0- 0	0- 0				
0- 0	0- 0	0- 0	CONFERENCE	0- 0	0- 0	0- 0				
0- 0	0- 0	0- 0	HOME	0- 0	0- 0	0- 0				
0- 0	0- 0	0- 0	AWAY	0- 0	0- 0	0- 0				
0- 0	0- 0	0- 0	NEUTRAL	0- 0	0- 0	0- 0				

RPI 1-25				RPI 26-50				RPI 51-100				RPI 101+ Team's RPI: 270			
RPI	S	Opponent	Score	RPI	S	Opponent	Score	RPI	S	Opponent	Score	RPI	S	Opponent	Score
								80	A	Oklahoma	55 104	130	A	DePaul	77 101
								99	A	Ill.-Chicago	43 71	140	H	Missouri	76 64
												259	H	Southeast Mo. St.	65 70
												265	A	Stony Brook	63 79
												294	A	Columbia	74 81
LAST 12 Division I GAMES:															
265	A	Stony Brook	63 79	140	H	Missouri	76 64								
80	A	Oklahoma	55 104	259	H	Southeast Mo. St.	65 70								
130	A	DePaul	77 101	294	A	Columbia	74 81								
99	A	Ill.-Chicago	43 71												

Non-Div I Games:

Bradley

Average RPI Win:	225	WON-LOST	WINNING	LAST 10	STRENGTH OF	OPP. STRENGTH	TEAM	ADJ.	CONF.	ADJ CONF.
Average RPI Loss:	156	RECORD	PCT. RANK	GAMES	SCHEDULE	OF SCHEDULE	RPI	RPI	RPI	RPI
DIV. I ONLY	2- 7	284	0- 2	139	257	243	243	10	10	
DIV. I NON-CONF.	2- 7	279	0- 2	142	261	246	246	10	10	
TOTALS	RPI 1-25	RPI 26-50	W-L RECORDS	RPI 51-100	RPI 101-150	RPI 150+				
2- 7	0- 0	0- 1	OVERALL	0- 1	0- 1	2- 4				
1- 2	0- 0	0- 0	HOME	0- 1	0- 1	1- 0				
1- 4	0- 0	0- 0	AWAY	0- 0	0- 0	1- 4				
0- 1	0- 0	0- 1	NEUTRAL	0- 0	0- 0	0- 0				
2- 7	0- 0	0- 1	NON-CONFERENCE	0- 1	0- 1	2- 4				
1- 2	0- 0	0- 0	HOME	0- 1	0- 1	1- 0				
1- 4	0- 0	0- 0	AWAY	0- 0	0- 0	1- 4				
0- 1	0- 0	0- 1	NEUTRAL	0- 0	0- 0	0- 0				
0- 0	0- 0	0- 0	CONFERENCE	0- 0	0- 0	0- 0				
0- 0	0- 0	0- 0	HOME	0- 0	0- 0	0- 0				
0- 0	0- 0	0- 0	AWAY	0- 0	0- 0	0- 0				
0- 0	0- 0	0- 0	NEUTRAL	0- 0	0- 0	0- 0				

RPI 1-25				RPI 26-50				RPI 51-100				RPI 101+				Team's RPI: 243	
RPI	S	Opponent	Score	RPI	S	Opponent	Score	RPI	S	Opponent	Score	RPI	S	Opponent	Score		
				47	N	Boston College	80 90	89	H	St. Bonaventure	56 58	125	H	Bryant	60 67		
												151	H	Sacred Heart	66 56		
												165	A	Maine	53 58		
												184	A	Rhode Island	61 65		
												195	A	New Hampshire	57 60		
												285	A	Providence	69 78		
												298	A	Vermont	81 76		
LAST 12 Division I GAMES:																	
				89	H	St. Bonaventure	56 58	151	H	Sacred Heart	66 56						
				47	N	Boston College	80 90	184	A	Rhode Island	61 65						
				298	A	Vermont	81 76	165	A	Maine	53 58						
								125	H	Bryant	60 67						
								195	A	New Hampshire	57 60						
								285	A	Providence	69 78						

Non-Div I Games:

Brown

 Loss,
 Non-Conf,
 S Site,
 Home
 Away
 N Neutral

Average RPI Win:	256	WON-LOST	WINNING	LAST 10	STRENGTH OF	OPP. STRENGTH	TEAM	ADJ.	CONF.	ADJ CONF.
Average RPI Loss:	114	RECORD	PCT. RANK	GAMES	SCHEDULE	OF SCHEDULE	RPI	RPI	RPI	RPI
DIV. I ONLY	6- 2	55	6- 2	285	197	125	125	29	29	
DIV. I NON-CONF.	6- 2	55	6- 2	288	198	129	129	30	30	
TOTALS	RPI 1-25	RPI 26-50	W-L RECORDS	RPI 51-100	RPI 101-150	RPI 150+				
6- 2	0- 0	0- 1	OVERALL	0- 0	0- 0	6- 1				
4- 0	0- 0	0- 0	HOME	0- 0	0- 0	4- 0				
2- 2	0- 0	0- 1	AWAY	0- 0	0- 0	2- 1				
0- 0	0- 0	0- 0	NEUTRAL	0- 0	0- 0	0- 0				
6- 2	0- 0	0- 1	NON-CONFERENCE	0- 0	0- 0	6- 1				
4- 0	0- 0	0- 0	HOME	0- 0	0- 0	4- 0				
2- 2	0- 0	0- 1	AWAY	0- 0	0- 0	2- 1				
0- 0	0- 0	0- 0	NEUTRAL	0- 0	0- 0	0- 0				
0- 0	0- 0	0- 0	CONFERENCE	0- 0	0- 0	0- 0				
0- 0	0- 0	0- 0	HOME	0- 0	0- 0	0- 0				
0- 0	0- 0	0- 0	AWAY	0- 0	0- 0	0- 0				
0- 0	0- 0	0- 0	NEUTRAL	0- 0	0- 0	0- 0				

RPI 1-25			RPI 26-50			RPI 51-100			RPI 101+			Team's RPI: 125
RPI	S	Opponent	Score	RPI	S	Opponent	Score	RPI	S	Opponent	Score	
				47	A	Boston College	79 90					
								165	H	Maine	65 52	
								181	A	Cornell	64 66	
								243	A	Brown	67 60	
								263	H	Canisius	71 68	
								282	H	Holy Cross	74 68	
								285	H	Providence	90 80	
								298	A	Vermont	72 55	
LAST 12 Division I GAMES:												
				181	A	Cornell	64 66	263	H	Canisius	71 68	
				282	H	Holy Cross	74 68	298	A	Vermont	72 55	
				285	H	Providence	90 80	165	H	Maine	65 52	
				243	A	Brown	67 60					
				47	A	Boston College	79 90					

Non-Div I Games:

Bryant

Average RPI Win:	243	WON-LOST	WINNING	LAST 10	STRENGTH OF	OPP. STRENGTH	TEAM	ADJ.	CONF.	ADJ CONF.
Average RPI Loss:	61	RECORD	PCT. RANK	GAMES	SCHEDULE	OF SCHEDULE	RPI	RPI	RPI	RPI
DIV. I ONLY	4- 3	131	4- 3	84	209	70	70	18	18	
DIV. I NON-CONF.	4- 3	132	4- 3	90	211	72	72	19	19	
TOTALS	RPI 1-25	RPI 26-50	W-L RECORDS	RPI 51-100	RPI 101-150	RPI 150+				
4- 3	0- 1	0- 0	OVERALL	0- 1	0- 1	4- 0				
2- 0	0- 0	0- 0	HOME	0- 0	0- 0	2- 0				
2- 3	0- 0	0- 0	AWAY	0- 0	0- 1	2- 0				
0- 0	0- 0	0- 0	NEUTRAL	0- 0	0- 0	0- 0				
4- 3	0- 1	0- 0	NON-CONFERENCE	0- 1	0- 1	4- 0				
2- 0	0- 0	0- 0	HOME	0- 0	0- 0	2- 0				
2- 3	0- 1	0- 0	AWAY	0- 1	0- 1	2- 0				
0- 0	0- 0	0- 0	NEUTRAL	0- 0	0- 0	0- 0				
0- 0	0- 0	0- 0	CONFERENCE	0- 0	0- 0	0- 0				
0- 0	0- 0	0- 0	HOME	0- 0	0- 0	0- 0				
0- 0	0- 0	0- 0	AWAY	0- 0	0- 0	0- 0				
0- 0	0- 0	0- 0	NEUTRAL	0- 0	0- 0	0- 0				

RPI 1-25				RPI 26-50				RPI 51-100				RPI 101+			
RPI	S	Opponent	Score	RPI	S	Opponent	Score	RPI	S	Opponent	Score	RPI	S	Opponent	Score
11	A	Michigan	61 68					55	A	Youngstown St.	54 69	117	A	Delaware	56 58
												181	H	Cornell	59 51
												240	A	Fairleigh Dickinson	61 60
												262	A	Bowling Green	53 52
												290	H	Morgan St.	79 50
LAST 12 Division I GAMES:															
				55	A	Youngstown St.	54 69	117	A	Delaware	56 58				
				240	A	Fairleigh Dickinson	61 60	290	H	Morgan St.	79 50				
				11	A	Michigan	61 68	181	H	Cornell	59 51				
				262	A	Bowling Green	53 52								

Non-Div I Games:

Bucknell

RPI 1-25			
RPI	S	Opponent	Score
18	A	Duke	54 88
RPI 26-50			
RPI	S	Opponent	Score
RPI 51-100			
RPI	S	Opponent	Score
Team's RPI: 224			
RPI	S	Opponent	Score
120	H	Siena	50 58
181	A	Cornell	65 58
196	H	Niagara	73 64
258	N	Tulsa	77 87
320	A	Saint Francis (PA)	88 80
344	N	Illinois St.	68 60
LAST 12 Division I GAMES:			
181	A	Cornell	65 58
344	N	Illinois St.	68 60
258	N	Tulsa	77 87
18	A	Duke	54 88
196	H	Niagara	73 64
320	A	Saint Francis (PA)	88 80
120	H	Siena	50 58

Buffalo

Average RPI Win:	219	WON-LOST	WINNING	LAST 10	STRENGTH OF	OPP. STRENGTH	TEAM	ADJ.	CONF.	ADJ CONF.
Average RPI Loss:	132	RECORD	PCT. RANK	GAMES	SCHEDULE	OF SCHEDULE	RPI	RPI	RPI	RPI
DIV. I ONLY	1- 8	325	1- 8	37	255	236	236	14	14	
DIV. I NON-CONF.	1- 7	317	1- 7	48	262	245	245	14	14	
TOTALS	RPI 1-25	RPI 26-50	W-L RECORDS	RPI 51-100	RPI 101-150	RPI 150+				
1- 8	0- 0	0- 0	OVERALL	0- 3	0- 3	1- 2				
1- 2	0- 0	0- 0	HOME	0- 1	0- 1	1- 0				
0- 4	0- 0	0- 0	AWAY	0- 1	0- 1	0- 2				
0- 2	0- 0	0- 0	NEUTRAL	0- 1	0- 1	0- 0				
1- 7	0- 0	0- 0	NON-CONFERENCE	0- 3	0- 2	1- 2				
1- 2	0- 0	0- 0	HOME	0- 1	0- 1	1- 0				
0- 3	0- 0	0- 0	AWAY	0- 1	0- 0	0- 2				
0- 2	0- 0	0- 0	NEUTRAL	0- 1	0- 1	0- 0				
0- 1	0- 0	0- 0	CONFERENCE	0- 0	0- 1	0- 0				
0- 0	0- 0	0- 0	HOME	0- 0	0- 0	0- 0				
0- 1	0- 0	0- 0	AWAY	0- 0	0- 1	0- 0				
0- 0	0- 0	0- 0	NEUTRAL	0- 0	0- 0	0- 0				

RPI 1-25			RPI 26-50			RPI 51-100			RPI 101+			Team's RPI: 236
RPI	S	Opponent	Score	RPI	S	Opponent	Score	RPI	S	Opponent	Score	
						56 H Indiana St.	51 66	116 N BYU		62 81		
						82 A Minnesota	86 88	130 A DePaul		76 92		
						94 N Oregon St.	53 85	144 H Chattanooga		47 76		
								199 A Fairfield		77 81		
								219 H Wright St.		57 49		
								234 A Valparaiso		57 91		
LAST 12 Division I GAMES:												
219 H Wright St.		57 49	82 A Minnesota		86 88							
130 A DePaul		76 92	56 H Indiana St.		51 66							
94 N Oregon St.		53 85	234 A Valparaiso		57 91							
116 N BYU		62 81										
199 A Fairfield		77 81										
144 H Chattanooga		47 76										

Non-Div I Games: BYU-Hawaii 71 50

Butler

Average RPI Win:	164	WON-LOST	WINNING	LAST 10	STRENGTH OF	OPP. STRENGTH	TEAM	ADJ.	CONF.	ADJ CONF.
Average RPI Loss:	23	RECORD	PCT. RANK	GAMES	SCHEDULE	OF SCHEDULE	RPI	RPI	RPI	RPI
DIV. I ONLY	7- 1	22	7- 1	243	13	57	57	11	11	
DIV. I NON-CONF.	7- 1	21	7- 1	247	13	60	60	11	11	
TOTALS	RPI 1-25	RPI 26-50	W-L RECORDS	RPI 51-100	RPI 101-150	RPI 150+				
7- 1	0- 1	0- 0	OVERALL	2- 0	2- 0	3- 0				
6- 0	0- 0	0- 0	HOME	2- 0	1- 0	3- 0				
1- 1	0- 1	0- 0	AWAY	0- 0	1- 0	0- 0				
0- 0	0- 0	0- 0	NEUTRAL	0- 0	0- 0	0- 0				
7- 1	0- 1	0- 0	NON-CONFERENCE	2- 0	2- 0	3- 0				
6- 0	0- 0	0- 0	HOME	2- 0	1- 0	3- 0				
1- 1	0- 1	0- 0	AWAY	0- 0	1- 0	0- 0				
0- 0	0- 0	0- 0	NEUTRAL	0- 0	0- 0	0- 0				
0- 0	0- 0	0- 0	CONFERENCE	0- 0	0- 0	0- 0				
0- 0	0- 0	0- 0	HOME	0- 0	0- 0	0- 0				
0- 0	0- 0	0- 0	AWAY	0- 0	0- 0	0- 0				
0- 0	0- 0	0- 0	NEUTRAL	0- 0	0- 0	0- 0				

RPI 1-25				RPI 26-50				RPI 51-100 Team's RPI: 57				RPI 101+			
RPI	S	Opponent	Score	RPI	S	Opponent	Score	RPI	S	Opponent	Score	RPI	S	Opponent	Score
23	A	St. Mary's (CA)	63 73					85	H	Idaho	67 50	116	A	BYU	63 54
								97	H	Pepperdine	74 48	118	H	Montana St.	78 66
												210	H	Sacramento St.	81 66
												212	H	Portland	45 41
												308	H	Texas Southern	63 50
LAST 12 Division I GAMES:															
212	H	Portland	45 41	97	H	Pepperdine	74 48	23	A	St. Mary's (CA)	63 73				
116	A	BYU	63 54					308	H	Texas Southern	63 50				
210	H	Sacramento St.	81 66					118	H	Montana St.	78 66				
85	H	Idaho	67 50												

Non-Div I Games:

CSUN

Average RPI Win:	235	WON-LOST	WINNING	LAST 10	STRENGTH OF	OPP. STRENGTH	TEAM	ADJ.	CONF.	ADJ CONF.
Average RPI Loss:	79	RECORD	PCT. RANK	GAMES	SCHEDULE	OF SCHEDULE	RPI	RPI	RPI	RPI
DIV. I ONLY	4- 3	131	4- 3	251	93	193	193	11	11	
DIV. I NON-CONF.	4- 3	132	4- 3	255	93	195	195	11	11	
TOTALS	RPI 1-25	RPI 26-50	W-L RECORDS	RPI 51-100	RPI 101-150	RPI 150+				
4- 3	0- 1	0- 0	OVERALL	0- 1	0- 1	4- 0				
2- 2	0- 0	0- 0	HOME	0- 1	0- 1	2- 0				
2- 1	0- 1	0- 0	AWAY	0- 0	0- 0	2- 0				
0- 0	0- 0	0- 0	NEUTRAL	0- 0	0- 0	0- 0				
4- 3	0- 1	0- 0	NON-CONFERENCE	0- 1	0- 1	4- 0				
2- 2	0- 0	0- 0	HOME	0- 1	0- 1	2- 0				
2- 1	0- 1	0- 0	AWAY	0- 0	0- 0	2- 0				
0- 0	0- 0	0- 0	NEUTRAL	0- 0	0- 0	0- 0				
0- 0	0- 0	0- 0	CONFERENCE	0- 0	0- 0	0- 0				
0- 0	0- 0	0- 0	HOME	0- 0	0- 0	0- 0				
0- 0	0- 0	0- 0	AWAY	0- 0	0- 0	0- 0				
0- 0	0- 0	0- 0	NEUTRAL	0- 0	0- 0	0- 0				

RPI 1-25			RPI 26-50			RPI 51-100			RPI 101+			Team's RPI: 193
RPI	S	Opponent	Score	RPI	S	Opponent	Score	RPI	S	Opponent	Score	
8	A	Fresno St.	56 67					97	H	Pepperdine	69 76	
								132	H	Dartmouth	61 74	
								153	A	Santa Clara	79 73	
								212	H	Portland	76 67	
								272	A	Loyola Marymount	87 79	
								301	H	A&M-Corpus Christi	63 48	
LAST 12 Division I GAMES:												
153	A	Santa Clara	79 73	132	H	Dartmouth	61 74					
301	H	A&M-Corpus Christi	63 48	97	H	Pepperdine	69 76					
				212	H	Portland	76 67					
				272	A	Loyola Marymount	87 79					
				8	A	Fresno St.	56 67					

Non-Div I Games:

Cal Poly

■ Loss,
 ■ Non-Conf, S Site,
 ■ Home
 ■ Away
 N Neutral

Average RPI Win:	334	WON-LOST	WINNING	LAST 10	STRENGTH OF	OPP. STRENGTH	TEAM	ADJ.	CONF.	ADJ CONF.
Average RPI Loss:	134	RECORD	PCT. RANK	GAMES	SCHEDULE	OF SCHEDULE	RPI	RPI	RPI	RPI
DIV. I ONLY	3- 5	221	3- 5	270	318	260	260	11	11	
DIV. I NON-CONF.	3- 5	219	3- 5	272	315	263	263	11	11	
TOTALS	RPI 1-25	RPI 26-50	W-L RECORDS	RPI 51-100	RPI 101-150	RPI 150+				
3- 5	0- 0	0- 0	OVERALL	0- 2	0- 2	3- 1				
0- 2	0- 0	0- 0	HOME	0- 0	0- 1	0- 1				
3- 2	0- 0	0- 0	AWAY	0- 2	0- 0	3- 0				
0- 1	0- 0	0- 0	NEUTRAL	0- 0	0- 1	0- 0				
3- 5	0- 0	0- 0	NON-CONFERENCE	0- 2	0- 2	3- 1				
0- 2	0- 0	0- 0	HOME	0- 0	0- 1	0- 1				
3- 2	0- 0	0- 0	AWAY	0- 2	0- 0	3- 0				
0- 1	0- 0	0- 0	NEUTRAL	0- 0	0- 1	0- 0				
0- 0	0- 0	0- 0	CONFERENCE	0- 0	0- 0	0- 0				
0- 0	0- 0	0- 0	HOME	0- 0	0- 0	0- 0				
0- 0	0- 0	0- 0	AWAY	0- 0	0- 0	0- 0				
0- 0	0- 0	0- 0	NEUTRAL	0- 0	0- 0	0- 0				

RPI 1-25				RPI 26-50				RPI 51-100				RPI 101+				Team's RPI: 260	
RPI	S	Opponent	Score	RPI	S	Opponent	Score	RPI	S	Opponent	Score	RPI	S	Opponent	Score		
								62	A	San Diego	54	60	118	H	Montana St.	47	63
								98	A	South Dakota	50	86	145	N	Eastern Mich.	74	78
													247	H	Villanova	43	50
													319	A	Weber St.	70	68
													337	A	Denver	78	61
													346	A	New Mexico St.	66	51
LAST 12 Division I GAMES:																	
				337	A	Denver	78	61	98	A	South Dakota	50	86				
				346	A	New Mexico St.	66	51	118	H	Montana St.	47	63				
				145	N	Eastern Mich.	74	78									
				319	A	Weber St.	70	68									
				247	H	Villanova	43	50									
				62	A	San Diego	54	60									

Non-Div I Games:

Cal St. Fullerton

■ Loss,
 ■ Non-Conf,
 ■ S Site,
 ■ H Home
 ■ A Away
 N Neutral

California

Through Games Of Dec. 8, 2014

Average RPI Win:	153	WON-LOST	WINNING	LAST 10	STRENGTH OF	OPP. STRENGTH	TEAM	ADJ.	CONF.	ADJ CONF.
Average RPI Loss:	84	RECORD	PCT. RANK	GAMES	SCHEDULE	OF SCHEDULE	RPI	RPI	RPI	RPI
DIV. I ONLY	7- 1	22	1- 0	76	106	16	16	1	1	
DIV. I NON-CONF.	7- 1	21	1- 0	81	105	16	16	1	1	
TOTALS	RPI 1-25	RPI 26-50	W-L RECORDS	RPI 51-100	RPI 101-150	RPI 150+				
7- 1	0- 0	0- 0	OVERALL	1- 1	3- 0	3- 0				
4- 0	0- 0	0- 0	HOME	1- 0	0- 0	3- 0				
2- 1	0- 0	0- 0	AWAY	0- 1	2- 0	0- 0				
1- 0	0- 0	0- 0	NEUTRAL	0- 0	1- 0	0- 0				
7- 1	0- 0	0- 0	NON-CONFERENCE	1- 1	3- 0	3- 0				
4- 0	0- 0	0- 0	HOME	1- 0	0- 0	3- 0				
2- 1	0- 0	0- 0	AWAY	0- 1	2- 0	0- 0				
1- 0	0- 0	0- 0	NEUTRAL	0- 0	1- 0	0- 0				
0- 0	0- 0	0- 0	CONFERENCE	0- 0	0- 0	0- 0				
0- 0	0- 0	0- 0	HOME	0- 0	0- 0	0- 0				
0- 0	0- 0	0- 0	AWAY	0- 0	0- 0	0- 0				
0- 0	0- 0	0- 0	NEUTRAL	0- 0	0- 0	0- 0				

RPI 1-25				Team's RPI: 16		RPI 26-50				RPI 51-100				RPI 101+			
RPI	S	Opponent	Score	RPI	S	Opponent	Score	RPI	S	Opponent	Score	RPI	S	Opponent	Score		
								65	H	Creighton	94 69	101	A	Pacific	84 64		
								84	A	Kansas	39 62	131	A	Hawaii	79 72		
												140	N	Missouri	82 70		
												172	H	San Jose St.	110 87		
												210	H	Sacramento St.	107 94		
												253	H	Nevada	76 54		
LAST 12 Division I GAMES:																	
				131	A	Hawaii	79 72	65	H	Creighton	94 69						
				253	H	Nevada	76 54	84	A	Kansas	39 62						
				101	A	Pacific	84 64	210	H	Sacramento St.	107 94						
								172	H	San Jose St.	110 87						
								140	N	Missouri	82 70						

Non-Div I Games:

California

■ Loss,
 ■ Non-Conf, S Site,
 ■ Home
 ■ Away
 N Neutral



















Average RPI Win:	332	WON-LOST	WINNING	LAST 10	STRENGTH OF	OPP. STRENGTH	TEAM	ADJ.	CONF.	ADJ CONF.
Average RPI Loss:	259	RECORD	PCT. RANK	GAMES	SCHEDULE	OF SCHEDULE	RPI	RPI	RPI	RPI
DIV. I ONLY	2- 3	210	2- 3	344	334	341	341	31	31	
DIV. I NON-CONF.	2- 2	155	2- 2	347	346	343	343	31	31	
TOTALS	RPI 1-25	RPI 26-50	W-L RECORDS	RPI 51-100	RPI 101-150	RPI 150+				
2- 3	0- 0	0- 0	OVERALL	0- 0	0- 1	2- 2				
2- 0	0- 0	0- 0	HOME	0- 0	0- 0	2- 0				
0- 3	0- 0	0- 0	AWAY	0- 0	0- 1	0- 2				
0- 0	0- 0	0- 0	NEUTRAL	0- 0	0- 0	0- 0				
2- 2	0- 0	0- 0	NON-CONFERENCE	0- 0	0- 0	2- 2				
2- 0	0- 0	0- 0	HOME	0- 0	0- 0	2- 0				
0- 2	0- 0	0- 0	AWAY	0- 0	0- 0	0- 2				
0- 0	0- 0	0- 0	NEUTRAL	0- 0	0- 0	0- 0				
0- 1	0- 0	0- 0	CONFERENCE	0- 0	0- 1	0- 0				
0- 0	0- 0	0- 0	HOME	0- 0	0- 0	0- 0				
0- 1	0- 0	0- 0	AWAY	0- 0	0- 1	0- 0				
0- 0	0- 0	0- 0	NEUTRAL	0- 0	0- 0	0- 0				

RPI 1-25				RPI 26-50				RPI 51-100				RPI 101+				Team's RPI: 341	
RPI	S	Opponent	Score	RPI	S	Opponent	Score	RPI	S	Opponent	Score	RPI	S	Opponent	Score		
												126	A	Winthrop	59	61	
												312	A	Western Caro.	57	67	
												318	H	N.C. Central	65	60	
												339	A	UNCW	80	89	
												345	H	Mt. St. Mary's	60	42	
LAST 12 Division I GAMES:																	
				126	A	Winthrop	59	61				339	A	UNCW	80	89	
				312	A	Western Caro.	57	67				318	H	N.C. Central	65	60	
				345	H	Mt. St. Mary's	60	42									

Non-Div I Games: Pfeiffer 89 61

Campbell

Average RPI Win:	307	WON-LOST	WINNING	LAST 10	STRENGTH OF	OPP. STRENGTH	TEAM	ADJ.	CONF.	ADJ CONF.
Average RPI Loss:	112	RECORD	PCT. RANK	GAMES	SCHEDULE	OF SCHEDULE	RPI	RPI	RPI	RPI
DIV. I ONLY	3- 3	155	3- 3	308	244	263	263	25	25	
DIV. I NON-CONF.	1- 3	266	1- 3	166	292	228	228	18	18	
TOTALS	RPI 1-25	RPI 26-50	W-L RECORDS	RPI 51-100	RPI 101-150	RPI 150+				
3- 3	0- 0	0- 0	OVERALL	0- 1	0- 2	3- 0				
2- 1	0- 0	0- 0	HOME	0- 0	0- 1	2- 0				
1- 2	0- 0	0- 0	AWAY	0- 1	0- 1	1- 0				
0- 0	0- 0	0- 0	NEUTRAL	0- 0	0- 0	0- 0				
1- 3	0- 0	0- 0	NON-CONFERENCE	0- 1	0- 2	1- 0				
0- 1	0- 0	0- 0	HOME	0- 0	0- 1	0- 0				
1- 2	0- 0	0- 0	AWAY	0- 1	0- 1	1- 0				
0- 0	0- 0	0- 0	NEUTRAL	0- 0	0- 0	0- 0				
2- 0	0- 0	0- 0	CONFERENCE	0- 0	0- 0	2- 0				
2- 0	0- 0	0- 0	HOME	0- 0	0- 0	2- 0				
0- 0	0- 0	0- 0	AWAY	0- 0	0- 0	0- 0				
0- 0	0- 0	0- 0	NEUTRAL	0- 0	0- 0	0- 0				

RPI 1-25			RPI 26-50			RPI 51-100			RPI 101+			Team's RPI: 263
RPI	S	Opponent	Score	RPI	S	Opponent	Score	RPI	S	Opponent	Score	
						89  St. Bonaventure	46  62			122  Albany (NY)	59  64	
										125  Bryant	68  71	
										292  Manhattan	55 44	
										310  Saint Peter's	75 50	
										320  Saint Francis (PA)	87 74	
LAST 12 Division I GAMES:												
		125  Bryant	68  71			310  Saint Peter's	75 50					
		89  St. Bonaventure	46  62			292  Manhattan	55 44					
						320  Saint Francis (PA)	87 74					
						122  Albany (NY)	59  64					

Non-Div I Games:

Canisius

GENERAL RPI				THROUGH GAMES OF DEC. 31, 1911						
Average RPI Win:	312	WON-LOST	WINNING	LAST 10	STRENGTH OF	OPP. STRENGTH	TEAM	ADJ.	CONF.	ADJ CONF.
Average RPI Loss:	123	RECORD	PCT. RANK	GAMES	SCHEDULE	OF SCHEDULE	RPI	RPI	RPI	RPI
DIV. I ONLY	2- 4	238	2- 4	225	252	252	252	252	26	26
DIV. I NON-CONF.	2- 4	233	2- 4	227	257	254	254	254	26	26

TOTALS	RPI 1-25	RPI 26-50		W-L RECORDS		RPI 51-100		RPI 101-150		RPI 150+
2- 4	0- 1	0- 0		OVERALL		0- 0		0- 2		2- 1
0- 2	0- 0	0- 0		HOME		0- 0		0- 1		0- 1
1- 1	0- 1	0- 0		AWAY		0- 0		0- 0		1- 0
1- 1	0- 0	0- 0		NEUTRAL		0- 0		0- 1		1- 0
2- 4	0- 1	0- 0		NON-CONFERENCE		0- 0		0- 2		2- 1
0- 2	0- 0	0- 0		HOME		0- 0		0- 1		0- 1
1- 1	0- 1	0- 0		AWAY		0- 0		0- 0		1- 0
1- 1	0- 0	0- 0		NEUTRAL		0- 0		0- 1		1- 0
0- 0	0- 0	0- 0		CONFERENCE		0- 0		0- 0		0- 0
0- 0	0- 0	0- 0		HOME		0- 0		0- 0		0- 0
0- 0	0- 0	0- 0		AWAY		0- 0		0- 0		0- 0
0- 0	0- 0	0- 0		NEUTRAL		0- 0		0- 0		0- 0

RPI 1-25			
RPI	S	Opponent	Score
10	A	Western Ky.	57 93

RPI 26-50			
RPI	S	Opponent	Score

RPI 51-100			
RPI	S	Opponent	Score

RPI 101+				Team's RPI: 252	
RPI	S	Opponent	Score		
111	N	Eastern Ky.	55	56	
113	H	Jacksonville St.	54	63	
259	H	Southeast Mo. St.	46	48	
281	N	Jackson St.	56	45	
342	A	Alcorn	62	36	

LAST 12 Division I GAMES:							
259	H	Southeast Mo. St.	46	48	111 N Eastern Ky.	55	56
342	A	Alcorn	62	36	10 A Western Ky.	57	93
113	H	Jacksonville St.	54	63			
281	N	Jackson St.	56	45			

Non-Div I Games:	Lyon	59	43	Central Baptist	72	39
------------------	------	----	----	-----------------	----	----

Central Ark.

■ Loss, ■ Non-Conf, S Site, H Home A Away N Neutral

Average RPI Win:	216	WON-LOST	WINNING	LAST 10	STRENGTH OF	OPP. STRENGTH	TEAM	ADJ.	CONF.	ADJ CONF.
Average RPI Loss:	146	RECORD	PCT. RANK	GAMES	SCHEDULE	OF SCHEDULE	RPI	RPI	RPI	RPI
DIV. I ONLY	4- 4	155	4- 4	175	199	154	154	29	29	
DIV. I NON-CONF.	4- 4	155	4- 4	180	201	156	156	30	30	
TOTALS	RPI 1-25	RPI 26-50	W-L RECORDS	RPI 51-100	RPI 101-150	RPI 150+				
4- 4	0- 0	0- 0	OVERALL	0- 0	0- 2	4- 2				
1- 2	0- 0	0- 0	HOME	0- 0	0- 1	1- 1				
3- 2	0- 0	0- 0	AWAY	0- 0	0- 0	3- 0				
0- 0	0- 0	0- 0	NEUTRAL	0- 0	0- 0	0- 0				
4- 4	0- 0	0- 0	NON-CONFERENCE	0- 0	0- 2	4- 2				
1- 2	0- 0	0- 0	HOME	0- 0	0- 1	1- 1				
3- 2	0- 0	0- 0	AWAY	0- 0	0- 1	3- 1				
0- 0	0- 0	0- 0	NEUTRAL	0- 0	0- 0	0- 0				
0- 0	0- 0	0- 0	CONFERENCE	0- 0	0- 0	0- 0				
0- 0	0- 0	0- 0	HOME	0- 0	0- 0	0- 0				
0- 0	0- 0	0- 0	AWAY	0- 0	0- 0	0- 0				
0- 0	0- 0	0- 0	NEUTRAL	0- 0	0- 0	0- 0				

RPI 1-25			RPI 26-50			RPI 51-100			RPI 101+			Team's RPI: 154
RPI	S	Opponent	Score	RPI	S	Opponent	Score	RPI	S	Opponent	Score	
								115	H	Hartford	63	75
								120	A	Siena	57	79
								163	A	Hofstra	71	66
								165	H	Maine	58	72
								184	A	Rhode Island	46	58
								195	A	New Hampshire	64	58
								209	A	UMass Lowell	81	58
								298	H	Vermont	77	75
LAST 12 Division I GAMES:												
209	A	UMass Lowell	81	58	184	A	Rhode Island	46	58			
120	A	Siena	57	79	165	H	Maine	58	72			
115	H	Hartford	63	75	195	A	New Hampshire	64	58			
163	A	Hofstra	71	66	298	H	Vermont	77	75			

Non-Div I Games:

Central Conn. St.

■ Loss,
 ■ Non-Conf,
 S Site,
 ■ Home
 ■ Away
 N Neutral

Average RPI Win:	205	WON-LOST	WINNING	LAST 10	STRENGTH OF	OPP. STRENGTH	TEAM	ADJ.	CONF.	ADJ CONF.
Average RPI Loss:	65	RECORD	PCT. RANK	GAMES	SCHEDULE	OF SCHEDULE	RPI	RPI	RPI	RPI
DIV. I ONLY	3- 2	123	3- 2	50	73	72	72	15	15	
DIV. I NON-CONF.	3- 2	125	3- 2	51	73	74	74	15	15	
TOTALS	RPI 1-25	RPI 26-50	W-L RECORDS	RPI 51-100	RPI 101-150	RPI 150+				
3- 2	0- 1	0- 0	OVERALL	0- 0	1- 1	2- 0				
1- 1	0- 1	0- 0	HOME	0- 0	1- 0	0- 0				
0- 1	0- 0	0- 0	AWAY	0- 0	0- 1	0- 0				
2- 0	0- 0	0- 0	NEUTRAL	0- 0	0- 0	2- 0				
3- 2	0- 1	0- 0	NON-CONFERENCE	0- 0	1- 1	2- 0				
1- 1	0- 1	0- 0	HOME	0- 0	1- 0	0- 0				
0- 1	0- 0	0- 0	AWAY	0- 0	0- 1	0- 0				
2- 0	0- 0	0- 0	NEUTRAL	0- 0	0- 0	2- 0				
0- 0	0- 0	0- 0	CONFERENCE	0- 0	0- 0	0- 0				
0- 0	0- 0	0- 0	HOME	0- 0	0- 0	0- 0				
0- 0	0- 0	0- 0	AWAY	0- 0	0- 0	0- 0				
0- 0	0- 0	0- 0	NEUTRAL	0- 0	0- 0	0- 0				

RPI 1-25				RPI 26-50				RPI 51-100				Team's RPI: 72	RPI 101+			
RPI	S	Opponent	Score	RPI	S	Opponent	Score	RPI	S	Opponent	Score		RPI	S	Opponent	Score
1	H	Kentucky	68 71										129	A	Memphis	61 62
													149	H	Massachusetts	72 70
													211	N	Oregon	73 67
													256	N	Richmond	61 56
LAST 12 Division I GAMES:																
				129	A	Memphis	61 62	256	N	Richmond	61 56					
				211	N	Oregon	73 67	1	H	Kentucky	68 71					
								149	H	Massachusetts	72 70					

Non-Div I Games:

Central Mich.

Average RPI Win:	0	WON-LOST	WINNING	LAST 10	STRENGTH OF	OPP. STRENGTH	TEAM	ADJ.	CONF.	ADJ CONF.
Average RPI Loss:	259	RECORD	PCT. RANK	GAMES	SCHEDULE	OF SCHEDULE	RPI	RPI	RPI	RPI
DIV. I ONLY	0- 4	328	0- 4	347	289	349	349	31	31	
DIV. I NON-CONF.	0- 3	325	0- 3	337	217	346	346	31	31	
TOTALS	RPI 1-25	RPI 26-50	W-L RECORDS	RPI 51-100	RPI 101-150	RPI 150+				
0- 4	0- 0	0- 0	OVERALL	0- 0	0- 0	0- 4				
0- 0	0- 0	0- 0	HOME	0- 0	0- 0	0- 0				
0- 4	0- 0	0- 0	AWAY	0- 0	0- 0	0- 4				
0- 0	0- 0	0- 0	NEUTRAL	0- 0	0- 0	0- 0				
0- 3	0- 0	0- 0	NON-CONFERENCE	0- 0	0- 0	0- 3				
0- 0	0- 0	0- 0	HOME	0- 0	0- 0	0- 0				
0- 3	0- 0	0- 0	AWAY	0- 0	0- 0	0- 3				
0- 0	0- 0	0- 0	NEUTRAL	0- 0	0- 0	0- 0				
0- 1	0- 0	0- 0	CONFERENCE	0- 0	0- 0	0- 1				
0- 0	0- 0	0- 0	HOME	0- 0	0- 0	0- 0				
0- 1	0- 0	0- 0	AWAY	0- 0	0- 0	0- 1				
0- 0	0- 0	0- 0	NEUTRAL	0- 0	0- 0	0- 0				

RPI 1-25				RPI 26-50				RPI 51-100				RPI 101+				Team's RPI: 349	
RPI	S	Opponent	Score	RPI	S	Opponent	Score	RPI	S	Opponent	Score	RPI	S	Opponent	Score		
												170	A	Florida	64	92	
												218	A	Charlotte	43	75	
												306	A	Wofford	48	55	
												343	A	UNC Asheville	47	56	
LAST 12 Division I GAMES:																	
				306	A	Wofford	48	55	218	A	Charlotte	43	75				
									343	A	UNC Asheville	47	56				
									170	A	Florida	64	92				

Non-Div I Games: Clearwater 90 37 Trinity Baptist 98 35

Charleston So.

Average RPI Win:	243	WON-LOST	WINNING	LAST 10	STRENGTH OF	OPP. STRENGTH	TEAM	ADJ.	CONF.	ADJ CONF.
Average RPI Loss:	102	RECORD	PCT. RANK	GAMES	SCHEDULE	OF SCHEDULE	RPI	RPI	RPI	RPI
DIV. I ONLY	2- 6	269	2- 6	92	233	218	218	16	16	
DIV. I NON-CONF.	2- 6	266	2- 6	97	237	219	219	16	16	
TOTALS	RPI 1-25	RPI 26-50	W-L RECORDS	RPI 51-100	RPI 101-150	RPI 150+				
2- 6	0- 2	0- 0	OVERALL	0- 2	1- 0	1- 2				
1- 2	0- 0	0- 0	HOME	0- 2	0- 0	1- 0				
1- 1	0- 1	0- 0	AWAY	0- 0	1- 0	0- 0				
0- 3	0- 1	0- 0	NEUTRAL	0- 0	0- 0	0- 2				
2- 6	0- 2	0- 0	NON-CONFERENCE	0- 2	1- 0	1- 2				
1- 2	0- 0	0- 0	HOME	0- 2	0- 0	1- 0				
1- 1	0- 1	0- 0	AWAY	0- 0	1- 0	0- 0				
0- 3	0- 1	0- 0	NEUTRAL	0- 0	0- 0	0- 2				
0- 0	0- 0	0- 0	CONFERENCE	0- 0	0- 0	0- 0				
0- 0	0- 0	0- 0	HOME	0- 0	0- 0	0- 0				
0- 0	0- 0	0- 0	AWAY	0- 0	0- 0	0- 0				
0- 0	0- 0	0- 0	NEUTRAL	0- 0	0- 0	0- 0				

RPI 1-25				RPI 26-50				RPI 51-100				RPI 101+ Team's RPI: 218			
RPI	S	Opponent	Score	RPI	S	Opponent	Score	RPI	S	Opponent	Score	RPI	S	Opponent	Score
9	A	South Carolina	61 82					77	H	North Carolina St.	63 70	137	A	Liberty	79 77
13	N	Princeton	43 73					78	H	Elon	54 67	213	N	Wake Forest	58 65
												223	N	Montana	58 67
												349	H	Charleston So.	75 43
LAST 12 Division I GAMES:															
349	H	Charleston So.	75 43	78	H	Elon	54 67								
9	A	South Carolina	61 82	77	H	North Carolina St.	63 70								
13	N	Princeton	43 73	137	A	Liberty	79 77								
213	N	Wake Forest	58 65												
223	N	Montana	58 67												

Non-Div I Games:

Charlotte

Chattanooga

Through Games Of Dec. 8, 2014

Average RPI Win:	227	WON-LOST	WINNING	LAST 10	STRENGTH OF	OPP. STRENGTH	TEAM	ADJ.	CONF.	ADJ CONF.
Average RPI Loss:	35	RECORD	PCT. RANK	GAMES	SCHEDULE	OF SCHEDULE	RPI	RPI	RPI	RPI
DIV. I ONLY	4- 3	131	4- 3	215	26	144	144	22	22	
DIV. I NON-CONF.	4- 3	132	4- 3	218	27	148	148	23	23	
TOTALS	RPI 1-25	RPI 26-50	W-L RECORDS	RPI 51-100	RPI 101-150	RPI 150+				
4- 3	0- 2	0- 0	OVERALL	1- 1	0- 0	3- 0				
3- 1	0- 1	0- 0	HOME	1- 0	0- 0	2- 0				
1- 2	0- 1	0- 0	AWAY	0- 1	0- 0	1- 0				
0- 0	0- 0	0- 0	NEUTRAL	0- 0	0- 0	0- 0				
4- 3	0- 2	0- 0	NON-CONFERENCE	1- 1	0- 0	3- 0				
3- 1	0- 1	0- 0	HOME	1- 0	0- 0	2- 0				
1- 2	0- 1	0- 0	AWAY	0- 1	0- 0	1- 0				
0- 0	0- 0	0- 0	NEUTRAL	0- 0	0- 0	0- 0				
0- 0	0- 0	0- 0	CONFERENCE	0- 0	0- 0	0- 0				
0- 0	0- 0	0- 0	HOME	0- 0	0- 0	0- 0				
0- 0	0- 0	0- 0	AWAY	0- 0	0- 0	0- 0				
0- 0	0- 0	0- 0	NEUTRAL	0- 0	0- 0	0- 0				

RPI 1-25				RPI 26-50				RPI 51-100				RPI 101+ Team's RPI: 144			
RPI	S	Opponent	Score	RPI	S	Opponent	Score	RPI	S	Opponent	Score	RPI	S	Opponent	Score
6	A	Notre Dame	53 88					74	A	Arkansas St.	52 57	236	A	Butler	76 47
24	H	South Fla.	57 59					96	H	Tennessee	67 63	247	H	Villanova	49 45
												329	H	Austin Peay	76 65
LAST 12 Division I GAMES:															
6	A	Notre Dame	53 88	74	A	Arkansas St.	52 57								
236	A	Butler	76 47	96	H	Tennessee	67 63								
24	H	South Fla.	57 59	329	H	Austin Peay	76 65								
247	H	Villanova	49 45												

Non-Div I Games:

Chattanooga

■ Loss,
 ■ Non-Conf, S Site,
 ■ Home
 ■ Away
 N Neutral

Average RPI Win: 0		WON-LOST	WINNING	LAST 10	STRENGTH OF	OPP. STRENGTH	TEAM	ADJ.	CONF.	ADJ CONF.
Average RPI Loss: 183		RECORD	PCT. RANK	GAMES	SCHEDULE	OF SCHEDULE	RPI	RPI	RPI	RPI
DIV. I ONLY		0- 7	328	0- 7	228	294	334	334	33	33
DIV. I NON-CONF.		0- 7	325	0- 7	231	296	333	333	33	33
TOTALS	RPI 1-25		RPI 26-50		W-L RECORDS		RPI 51-100		RPI 101-150	RPI 150+
0- 7	0- 0		0- 1		OVERALL		0- 1		0- 1	0- 4
0- 6	0- 0		0- 1		HOME		0- 1		0- 1	0- 3
0- 1	0- 0		0- 0		AWAY		0- 0		0- 0	0- 0
0- 0	0- 0		0- 0		NEUTRAL		0- 0		0- 0	0- 0
0- 7	0- 0		0- 1		NON-CONFERENCE		0- 1		0- 1	0- 4
0- 6	0- 0		0- 1		HOME		0- 1		0- 1	0- 3
0- 1	0- 0		0- 0		AWAY		0- 0		0- 0	0- 1
0- 0	0- 0		0- 0		NEUTRAL		0- 0		0- 0	0- 0
0- 0	0- 0		0- 0		CONFERENCE		0- 0		0- 0	0- 0
0- 0	0- 0		0- 0		HOME		0- 0		0- 0	0- 0
0- 0	0- 0		0- 0		AWAY		0- 0		0- 0	0- 0
0- 0	0- 0		0- 0		NEUTRAL		0- 0		0- 0	0- 0

RPI 1-25				RPI 26-50				RPI 51-100				RPI 101+				Team's RPI: 334	
RPI	S	Opponent	Score	RPI	S	Opponent	Score	RPI	S	Opponent	Score	RPI	S	Opponent	Score		
				33	H	Northwestern	48 102										
								76	H	Western Mich.	43 73	130	H	DePaul	34 87		
												168	H	Western Ill.	55 90		
												280	A	Oakland	40 66		
												281	H	Jackson St.	60 70		
												311	H	IPFW	62 79		
LAST 12 Division I GAMES:																	
				130	H	DePaul	34 87	76	H	Western Mich.	43 73						
				311	H	IPFW	62 79	281	H	Jackson St.	60 70						
								280	A	Oakland	40 66						
								168	H	Western Ill.	55 90						
								33	H	Northwestern	48 102						

Non-Div I Games:

Chicago St.

■ Loss, ■ Non-Conf, S Site, H Home A Away N Neutral

Average RPI Win:	327	WON-LOST	WINNING	LAST 10	STRENGTH OF	OPP. STRENGTH	TEAM	ADJ.	CONF.	ADJ CONF.
Average RPI Loss:	156	RECORD	PCT. RANK	GAMES	SCHEDULE	OF SCHEDULE	RPI	RPI	RPI	RPI
DIV. I ONLY	1- 6	303	0- 1	319	131	338	338	9	9	
DIV. I NON-CONF.	1- 6	303	0- 1	320	131	338	338	9	9	
TOTALS	RPI 1-25	RPI 26-50	W-L RECORDS	RPI 51-100	RPI 101-150	RPI 150+				
1- 6	0- 0	0- 0	OVERALL	0- 2	0- 1	1- 3				
1- 0	0- 0	0- 0	HOME	0- 0	0- 0	1- 0				
0- 4	0- 0	0- 0	AWAY	0- 1	0- 1	0- 2				
0- 2	0- 0	0- 0	NEUTRAL	0- 1	0- 0	0- 1				
1- 6	0- 0	0- 0	NON-CONFERENCE	0- 2	0- 1	1- 3				
1- 0	0- 0	0- 0	HOME	0- 0	0- 0	1- 0				
0- 4	0- 0	0- 0	AWAY	0- 1	0- 1	0- 2				
0- 2	0- 0	0- 0	NEUTRAL	0- 1	0- 0	0- 1				
0- 0	0- 0	0- 0	CONFERENCE	0- 0	0- 0	0- 0				
0- 0	0- 0	0- 0	HOME	0- 0	0- 0	0- 0				
0- 0	0- 0	0- 0	AWAY	0- 0	0- 0	0- 0				
0- 0	0- 0	0- 0	NEUTRAL	0- 0	0- 0	0- 0				

RPI 1-25			RPI 26-50			RPI 51-100			RPI 101+			Team's RPI: 338
RPI	S	Opponent	Score	RPI	S	Opponent	Score	RPI	S	Opponent	Score	
						65 N Creighton	52 63	112 A UCLA		58 66		
						75 A Iowa St.	54 85	172 N San Jose St.		54 79		
								249 A UT Martin		61 62		
								262 A Bowling Green		55 66		
								327 H Ark.-Pine Bluff		73 57		
LAST 12 Division I GAMES:												
262	A	Bowling Green	55 66	172	N	San Jose St.	54 79					
112	A	UCLA	58 66									
65	N	Creighton	52 63									
75	A	Iowa St.	54 85									
249	A	UT Martin	61 62									
327	H	Ark.-Pine Bluff	73 57									

Non-Div I Games:

Cincinnati

Average RPI Win:	204	WON-LOST	WINNING	LAST 10	STRENGTH OF	OPP. STRENGTH	TEAM	ADJ.	CONF.	ADJ CONF.
Average RPI Loss:	56	RECORD	PCT. RANK	GAMES	SCHEDULE	OF SCHEDULE	RPI	RPI	RPI	RPI
DIV. I ONLY	4- 5	187	4- 5	58	89	128	128	3	3	
DIV. I NON-CONF.	4- 5	185	4- 5	61	88	131	131	3	3	
TOTALS	RPI 1-25	RPI 26-50	W-L RECORDS	RPI 51-100	RPI 101-150	RPI 150+				
4- 5	0- 2	0- 1	OVERALL	1- 0	0- 2	3- 0				
4- 0	0- 0	0- 0	HOME	1- 0	0- 0	3- 0				
0- 2	0- 2	0- 0	AWAY	0- 0	0- 0	0- 0				
0- 3	0- 0	0- 1	NEUTRAL	0- 0	0- 2	0- 0				
4- 5	0- 2	0- 1	NON-CONFERENCE	1- 0	0- 2	3- 0				
4- 0	0- 0	0- 0	HOME	1- 0	0- 0	3- 0				
0- 2	0- 2	0- 0	AWAY	0- 0	0- 0	0- 0				
0- 3	0- 0	0- 1	NEUTRAL	0- 0	0- 2	0- 0				
0- 0	0- 0	0- 0	CONFERENCE	0- 0	0- 0	0- 0				
0- 0	0- 0	0- 0	HOME	0- 0	0- 0	0- 0				
0- 0	0- 0	0- 0	AWAY	0- 0	0- 0	0- 0				
0- 0	0- 0	0- 0	NEUTRAL	0- 0	0- 0	0- 0				

RPI 1-25				RPI 26-50				RPI 51-100				RPI 101+ Team's RPI: 128			
RPI	S	Opponent	Score	RPI	S	Opponent	Score	RPI	S	Opponent	Score	RPI	S	Opponent	Score
9	A	South Carolina	41 99	45	N	FGCU	61 86	63	H	Furman	79 69	103	N	Ohio St.	77 86
14	A	Middle Tenn.	28 69									110	N	Wichita St.	48 63
												191	H	Troy	82 73
												245	H	Tennessee Tech	76 61
												317	H	UNC Greensboro	80 51
LAST 12 Division I GAMES:															
9	A	South Carolina	41 99	245	H	Tennessee Tech	76 61	14	A	Middle Tenn.	28 69				
191	H	Troy	82 73	45	N	FGCU	61 86	103	N	Ohio St.	77 86				
317	H	UNC Greensboro	80 51	63	H	Furman	79 69								

Non-Div I Games:

Clemson

Average RPI Win:	161	WON-LOST	WINNING	LAST 10	STRENGTH OF	OPP. STRENGTH	TEAM	ADJ.	CONF.	ADJ CONF.
Average RPI Loss:	122	RECORD	PCT. RANK	GAMES	SCHEDULE	OF SCHEDULE	RPI	RPI	RPI	RPI
DIV. I ONLY	4- 3	131	4- 3	124	140	91	91	7	7	
DIV. I NON-CONF.	4- 3	132	4- 3	128	139	93	93	7	7	
TOTALS	RPI 1-25	RPI 26-50	W-L RECORDS	RPI 51-100	RPI 101-150	RPI 150+				
4- 3	0- 0	1- 0	OVERALL	1- 1	0- 2	2- 0				
3- 0	0- 0	1- 0	HOME	1- 0	0- 0	1- 0				
1- 3	0- 0	0- 0	AWAY	0- 1	0- 2	1- 0				
0- 0	0- 0	0- 0	NEUTRAL	0- 0	0- 0	0- 0				
4- 3	0- 0	1- 0	NON-CONFERENCE	1- 1	0- 2	2- 0				
3- 0	0- 0	1- 0	HOME	1- 0	0- 0	1- 0				
1- 3	0- 0	0- 0	AWAY	0- 1	0- 2	1- 0				
0- 0	0- 0	0- 0	NEUTRAL	0- 0	0- 0	0- 0				
0- 0	0- 0	0- 0	CONFERENCE	0- 0	0- 0	0- 0				
0- 0	0- 0	0- 0	HOME	0- 0	0- 0	0- 0				
0- 0	0- 0	0- 0	AWAY	0- 0	0- 0	0- 0				
0- 0	0- 0	0- 0	NEUTRAL	0- 0	0- 0	0- 0				

RPI 1-25				RPI 26-50				RPI 51-100				RPI 101+			
RPI	S	Opponent	Score	RPI	S	Opponent	Score	RPI	S	Opponent	Score	RPI	S	Opponent	Score
				32	H	Toledo	81 71	67	H	East Carolina	59 57	138	A	Fla. Atlantic	74 79
								82	A	Minnesota	76 93	145	A	Eastern Mich.	68 71
												255	H	Kent St.	69 67
												288	A	FIU	73 65
LAST 12 Division I GAMES:															
				255	H	Kent St.	69 67	288	A	FIU	73 65				
				67	H	East Carolina	59 57	138	A	Fla. Atlantic	74 79				
				145	A	Eastern Mich.	68 71	82	A	Minnesota	76 93				
								32	H	Toledo	81 71				

Non-Div I Games:	Notre Dame (OH)	83	67
------------------	-----------------	----	----

Cleveland St.

Loss, Non-Conf, S Site, H Home A Away N Neutral

Average RPI Win:	311	WON-LOST	WINNING	LAST 10	STRENGTH OF	OPP. STRENGTH	TEAM	ADJ.	CONF.	ADJ CONF.
Average RPI Loss:	78	RECORD	PCT. RANK	GAMES	SCHEDULE	OF SCHEDULE	RPI	RPI	RPI	RPI
DIV. I ONLY	1- 2	238	1- 2	90	296	225	225	31	31	
DIV. I NON-CONF.	1- 2	233	1- 2	95	299	230	230	31	31	
TOTALS	RPI 1-25	RPI 26-50	W-L RECORDS	RPI 51-100	RPI 101-150	RPI 150+				
1- 2	0- 0	0- 0	OVERALL	0- 2	0- 0	1- 0				
1- 1	0- 0	0- 0	HOME	0- 1	0- 0	1- 0				
0- 1	0- 0	0- 0	AWAY	0- 1	0- 0	0- 0				
0- 0	0- 0	0- 0	NEUTRAL	0- 0	0- 0	0- 0				
1- 2	0- 0	0- 0	NON-CONFERENCE	0- 2	0- 0	1- 0				
1- 1	0- 0	0- 0	HOME	0- 1	0- 0	1- 0				
0- 1	0- 0	0- 0	AWAY	0- 1	0- 0	0- 0				
0- 0	0- 0	0- 0	NEUTRAL	0- 0	0- 0	0- 0				
0- 0	0- 0	0- 0	CONFERENCE	0- 0	0- 0	0- 0				
0- 0	0- 0	0- 0	HOME	0- 0	0- 0	0- 0				
0- 0	0- 0	0- 0	AWAY	0- 0	0- 0	0- 0				
0- 0	0- 0	0- 0	NEUTRAL	0- 0	0- 0	0- 0				

RPI 1-25				RPI 26-50				RPI 51-100				RPI 101+				Team's RPI: 225	
RPI	S	Opponent	Score	RPI	S	Opponent	Score	RPI	S	Opponent	Score	RPI	S	Opponent	Score		
								63	A	Furman	56	90	311	H	IPFW	90	63
								92	H	Marshall	65	77					
LAST 12 Division I GAMES:																	
				311	H	IPFW	90	63	63	A	Furman	56	90				
									92	H	Marshall	65	77				

Non-Div I Games: Barber-Scotia 121 32 UNC Pembroke 64 48 Johnson & Wales (NC) 13 34 Pfeiffer 69 62 Coastal Caro.

Average RPI Win:	0	WON-LOST	WINNING	LAST 10	STRENGTH OF	OPP. STRENGTH	TEAM	ADJ.	CONF.	ADJ CONF.
Average RPI Loss:	165	RECORD	PCT. RANK	GAMES	SCHEDULE	OF SCHEDULE	RPI	RPI	RPI	RPI
DIV. I ONLY	0- 7	328	0- 1	70	324	299	299	13	13	
DIV. I NON-CONF.	0- 7	325	0- 1	75	322	299	299	13	13	
TOTALS	RPI 1-25	RPI 26-50	W-L RECORDS	RPI 51-100	RPI 101-150	RPI 150+				
0- 7	0- 1	0- 0	OVERALL	0- 2	0- 1	0- 3				
0- 1	0- 0	0- 0	HOME	0- 0	0- 0	0- 1				
0- 3	0- 0	0- 0	AWAY	0- 1	0- 1	0- 1				
0- 3	0- 1	0- 0	NEUTRAL	0- 1	0- 0	0- 1				
0- 7	0- 1	0- 0	NON-CONFERENCE	0- 2	0- 1	0- 3				
0- 1	0- 0	0- 0	HOME	0- 0	0- 0	0- 1				
0- 3	0- 0	0- 0	AWAY	0- 1	0- 1	0- 1				
0- 3	0- 1	0- 0	NEUTRAL	0- 1	0- 0	0- 1				
0- 0	0- 0	0- 0	CONFERENCE	0- 0	0- 0	0- 0				
0- 0	0- 0	0- 0	HOME	0- 0	0- 0	0- 0				
0- 0	0- 0	0- 0	AWAY	0- 0	0- 0	0- 0				
0- 0	0- 0	0- 0	NEUTRAL	0- 0	0- 0	0- 0				

RPI 1-25				RPI 26-50				RPI 51-100				RPI 101+ Team's RPI: 299			
RPI	S	Opponent	Score	RPI	S	Opponent	Score	RPI	S	Opponent	Score	RPI	S	Opponent	Score
3	N	UConn	24 85					67	A	East Carolina	55 68	121	A	Kennesaw St.	61 68
								82	N	Minnesota	50 74	247	N	Villanova	41 60
												316	A	George Mason	61 71
												317	H	UNC Greensboro	68 70
LAST 12 Division I GAMES:															
247	N	Villanova	41 60	317	H	UNC Greensboro	68 70								
82	N	Minnesota	50 74	121	A	Kennesaw St.	61 68								
3	N	UConn	24 85												
316	A	George Mason	61 71												
67	A	East Carolina	55 68												

Non-Div I Games:

Col. of Charleston

■ Loss,
■ Non-Conf,
■ S Site,
■ H Home
■ A Away
N Neutral

Average RPI Win:	0	WON-LOST	WINNING	LAST 10	STRENGTH OF	OPP. STRENGTH	TEAM	ADJ.	CONF.	ADJ CONF.
Average RPI Loss:	108	RECORD	PCT. RANK	GAMES	SCHEDULE	OF SCHEDULE	RPI	RPI	RPI	RPI
DIV. I ONLY	0- 7	328	0- 7	20	279	239	239	18	18	
DIV. I NON-CONF.	0- 7	325	0- 7	22	282	242	242	19	19	
TOTALS	RPI 1-25	RPI 26-50	W-L RECORDS	RPI 51-100	RPI 101-150	RPI 150+				
0- 7	0- 0	0- 0	OVERALL	0- 4	0- 1	0- 2				
0- 2	0- 0	0- 0	HOME	0- 0	0- 1	0- 1				
0- 5	0- 0	0- 0	AWAY	0- 4	0- 0	0- 1				
0- 0	0- 0	0- 0	NEUTRAL	0- 0	0- 0	0- 0				
0- 7	0- 0	0- 0	NON-CONFERENCE	0- 4	0- 1	0- 2				
0- 2	0- 0	0- 0	HOME	0- 0	0- 1	0- 1				
0- 5	0- 0	0- 0	AWAY	0- 4	0- 0	0- 1				
0- 0	0- 0	0- 0	NEUTRAL	0- 0	0- 0	0- 0				
0- 0	0- 0	0- 0	CONFERENCE	0- 0	0- 0	0- 0				
0- 0	0- 0	0- 0	HOME	0- 0	0- 0	0- 0				
0- 0	0- 0	0- 0	AWAY	0- 0	0- 0	0- 0				
0- 0	0- 0	0- 0	NEUTRAL	0- 0	0- 0	0- 0				

RPI 1-25				RPI 26-50				RPI 51-100				RPI 101+ Team's RPI: 239					
RPI	S	Opponent	Score	RPI	S	Opponent	Score	RPI	S	Opponent	Score	RPI	S	Opponent	Score		
								60	A	Rutgers	44	60	122	H	Albany (NY)	48	67
								64	A	Georgia	35	66	159	A	Harvard	53	68
								81	A	Drexel	51	59	181	H	Cornell	66	74
								89	A	St. Bonaventure	49	65					
LAST 12 Division I GAMES:																	
				81	A	Drexel	51	59	122	H	Albany (NY)	48	67				
				181	H	Cornell	66	74	89	A	St. Bonaventure	49	65				
				159	A	Harvard	53	68	60	A	Rutgers	44	60				
									64	A	Georgia	35	66				

Non-Div I Games:

Colgate

Average RPI Win:	175	WON-LOST	WINNING	LAST 10	STRENGTH OF	OPP. STRENGTH	TEAM	ADJ.	CONF.	ADJ CONF.
Average RPI Loss:	21	RECORD	PCT. RANK	GAMES	SCHEDULE	OF SCHEDULE	RPI	RPI	RPI	RPI
DIV. I ONLY	6- 2	55	2- 1	66	91	50	50	1	1	
DIV. I NON-CONF.	6- 2	55	2- 1	69	90	53	53	1	1	
TOTALS	RPI 1-25	RPI 26-50	W-L RECORDS	RPI 51-100	RPI 101-150	RPI 150+				
6- 2	0- 1	0- 1	OVERALL	2- 0	0- 0	4- 0				
5- 1	0- 1	0- 0	HOME	2- 0	0- 0	3- 0				
1- 1	0- 0	0- 1	AWAY	0- 0	0- 0	1- 0				
0- 0	0- 0	0- 0	NEUTRAL	0- 0	0- 0	0- 0				
6- 2	0- 1	0- 1	NON-CONFERENCE	2- 0	0- 0	4- 0				
5- 1	0- 1	0- 0	HOME	2- 0	0- 0	3- 0				
1- 1	0- 0	0- 1	AWAY	0- 0	0- 0	1- 0				
0- 0	0- 0	0- 0	NEUTRAL	0- 0	0- 0	0- 0				
0- 0	0- 0	0- 0	CONFERENCE	0- 0	0- 0	0- 0				
0- 0	0- 0	0- 0	HOME	0- 0	0- 0	0- 0				
0- 0	0- 0	0- 0	AWAY	0- 0	0- 0	0- 0				
0- 0	0- 0	0- 0	NEUTRAL	0- 0	0- 0	0- 0				

RPI 1-25			RPI 26-50			Team's RPI: 50	RPI 51-100			RPI 101+		
RPI	S	Opponent	Score	RPI	S	Opponent	Score	RPI	S	Opponent	Score	
10	H	Western Ky.	78 79	31	A	Iowa	63 78	68	H	North Dakota	68 59	161 H Colorado St. 87 81
								74	H	Arkansas St.	80 69	172 H San Jose St. 97 89
												237 H Missouri St. 87 59
												337 A Denver 77 49
LAST 12 Division I GAMES:												
74	H	Arkansas St.	80 69	31	A	Iowa	63 78	172	H	San Jose St.	97 89	
10	H	Western Ky.	78 79	237	H	Missouri St.	87 59	337	A	Denver	77 49	
161	H	Colorado St.	87 81	68	H	North Dakota	68 59					

Non-Div I Games:

Colorado

Average RPI Win:	226	WON-LOST	WINNING	LAST 10	STRENGTH OF	OPP. STRENGTH	TEAM	ADJ.	CONF.	ADJ CONF.
Average RPI Loss:	99	RECORD	PCT. RANK	GAMES	SCHEDULE	OF SCHEDULE	RPI	RPI	RPI	RPI
DIV. I ONLY	3- 3	155	3- 3	196	107	161	161	23	23	
DIV. I NON-CONF.	3- 3	155	3- 3	202	106	162	162	24	24	
TOTALS	RPI 1-25	RPI 26-50	W-L RECORDS	RPI 51-100	RPI 101-150	RPI 150+				
3- 3	0- 0	0- 1	OVERALL	0- 0	0- 2	3- 0				
1- 1	0- 0	0- 0	HOME	0- 0	0- 1	1- 0				
1- 2	0- 0	0- 1	AWAY	0- 0	0- 1	1- 0				
1- 0	0- 0	0- 0	NEUTRAL	0- 0	0- 0	1- 0				
3- 3	0- 0	0- 1	NON-CONFERENCE	0- 0	0- 2	3- 0				
1- 1	0- 0	0- 0	HOME	0- 0	0- 1	1- 0				
1- 2	0- 0	0- 1	AWAY	0- 0	0- 1	1- 0				
1- 0	0- 0	0- 0	NEUTRAL	0- 0	0- 0	1- 0				
0- 0	0- 0	0- 0	CONFERENCE	0- 0	0- 0	0- 0				
0- 0	0- 0	0- 0	HOME	0- 0	0- 0	0- 0				
0- 0	0- 0	0- 0	AWAY	0- 0	0- 0	0- 0				
0- 0	0- 0	0- 0	NEUTRAL	0- 0	0- 0	0- 0				

RPI 1-25			RPI 26-50			RPI 51-100			RPI 101+			Team's RPI: 161
RPI	S	Opponent	Score	RPI	S	Opponent	Score	RPI	S	Opponent	Score	
				50	A	Colorado	81 87					
								116	A	BYU	58 69	
								131	H	Hawaii	58 63	
								155	N	TCU	76 62	
								179	A	Drake	69 56	
								344	H	Illinois St.	70 49	
LAST 12 Division I GAMES:												
				179	A	Drake	69 56	116	A	BYU	58 69	
				50	A	Colorado	81 87					
				155	N	TCU	76 62					
				344	H	Illinois St.	70 49					
				131	H	Hawaii	58 63					

Non-Div I Games: Colorado Mines 99 45

Colorado St.

Average RPI Win: 214	WON-LOST	WINNING	LAST 10	STRENGTH OF	OPP. STRENGTH	TEAM	ADJ.	CONF.	ADJ CONF.
Average RPI Loss: 194	RECORD	PCT. RANK	GAMES	SCHEDULE	OF SCHEDULE	RPI	RPI	RPI	RPI
DIV. I ONLY	4- 6	210	4- 6	257	282	294	294	10	10
DIV. I NON-CONF.	4- 6	206	4- 6	260	284	295	295	10	10
TOTALS	RPI 1-25	RPI 26-50	W-L RECORDS	RPI 51-100	RPI 101-150	RPI 150+			
4- 6	0- 0	0- 0	OVERALL	1- 1	0- 1	3- 4			
4- 3	0- 0	0- 0	HOME	1- 0	0- 1	3- 2			
0- 3	0- 0	0- 0	AWAY	0- 1	0- 0	0- 2			
0- 0	0- 0	0- 0	NEUTRAL	0- 0	0- 0	0- 0			
4- 6	0- 0	0- 0	NON-CONFERENCE	1- 1	0- 1	3- 4			
4- 3	0- 0	0- 0	HOME	1- 0	0- 1	3- 2			
0- 3	0- 0	0- 0	AWAY	0- 1	0- 0	0- 2			
0- 0	0- 0	0- 0	NEUTRAL	0- 0	0- 0	0- 0			
0- 0	0- 0	0- 0	CONFERENCE	0- 0	0- 0	0- 0			
0- 0	0- 0	0- 0	HOME	0- 0	0- 0	0- 0			
0- 0	0- 0	0- 0	AWAY	0- 0	0- 0	0- 0			
0- 0	0- 0	0- 0	NEUTRAL	0- 0	0- 0	0- 0			

RPI 1-25			RPI 26-50			RPI 51-100			RPI 101+			Team's RPI: 294
RPI	S	Opponent	Score	RPI	S	Opponent	Score	RPI	S	Opponent	Score	
						66	H Lafayette	72 65	121	H Kennesaw St.	62 66	
						71	A San Francisco	65 70	172	A San Jose St.	76 119	
									184	H Rhode Island	79 69	
									209	H UMass Lowell	59 69	
									265	A Stony Brook	68 82	
									270	H Bradley	81 74	
									326	H UMBC	66 76	
									335	H LIU Brooklyn	54 45	
LAST 12 Division I GAMES:												
335	H	LIU Brooklyn	54 45	326	H	UMBC	66 76					
66	H	Lafayette	72 65	209	H	UMass Lowell	59 69					
172	A	San Jose St.	76 119	121	H	Kennesaw St.	62 66					
71	A	San Francisco	65 70	270	H	Bradley	81 74					
				184	H	Rhode Island	79 69					
				265	A	Stony Brook	68 82					

Non-Div I Games:

Columbia

■ Loss,
■ Non-Conf, S Site,
■ Home
■ Away
N Neutral

Average RPI Win:	0	WON-LOST	WINNING	LAST 10	STRENGTH OF	OPP. STRENGTH	TEAM	ADJ.	CONF.	ADJ CONF.
Average RPI Loss:	147	RECORD	PCT. RANK	GAMES	SCHEDULE	OF SCHEDULE	RPI	RPI	RPI	RPI
DIV. I ONLY	0- 6	328	0- 6	51	295	278	278	30	30	
DIV. I NON-CONF.	0- 6	325	0- 6	52	297	282	282	29	29	
TOTALS	RPI 1-25	RPI 26-50	W-L RECORDS	RPI 51-100	RPI 101-150	RPI 150+				
0- 6	0- 0	0- 1	OVERALL	0- 2	0- 0	0- 3				
0- 1	0- 0	0- 0	HOME	0- 0	0- 0	0- 1				
0- 5	0- 0	0- 1	AWAY	0- 2	0- 0	0- 2				
0- 0	0- 0	0- 0	NEUTRAL	0- 0	0- 0	0- 0				
0- 6	0- 0	0- 1	NON-CONFERENCE	0- 2	0- 0	0- 3				
0- 1	0- 0	0- 0	HOME	0- 0	0- 0	0- 1				
0- 5	0- 0	0- 1	AWAY	0- 2	0- 0	0- 2				
0- 0	0- 0	0- 0	NEUTRAL	0- 0	0- 0	0- 0				
0- 0	0- 0	0- 0	CONFERENCE	0- 0	0- 0	0- 0				
0- 0	0- 0	0- 0	HOME	0- 0	0- 0	0- 0				
0- 0	0- 0	0- 0	AWAY	0- 0	0- 0	0- 0				
0- 0	0- 0	0- 0	NEUTRAL	0- 0	0- 0	0- 0				

RPI 1-25				RPI 26-50				RPI 51-100				RPI 101+ Team's RPI: 278			
RPI	S	Opponent	Score	RPI	S	Opponent	Score	RPI	S	Opponent	Score	RPI	S	Opponent	Score
				41	A	West Virginia	43 83	64	A	Georgia	29 49	162	H	Robert Morris	58 75
								77	A	North Carolina St.	61 81	213	A	Wake Forest	54 65
												326	A	UMBC	65 78
LAST 12 Division I GAMES:															
				41	A	West Virginia	43 83	213	A	Wake Forest	54 65				
				64	A	Georgia	29 49	326	A	UMBC	65 78				
				162	H	Robert Morris	58 75	77	A	North Carolina St.	61 81				

Non-Div I Games: Virginia Union 68 54

Coppin St.

Average RPI Win:	164	WON-LOST	WINNING	LAST 10	STRENGTH OF	OPP. STRENGTH	TEAM	ADJ.	CONF.	ADJ CONF.
Average RPI Loss:	123	RECORD	PCT. RANK	GAMES	SCHEDULE	OF SCHEDULE	RPI	RPI	RPI	RPI
DIV. I ONLY	4- 4	155	4- 4	208	90	181	181	10	10	
DIV. I NON-CONF.	4- 4	155	4- 4	213	89	182	182	10	10	
TOTALS	RPI 1-25	RPI 26-50	W-L RECORDS	RPI 51-100	RPI 101-150	RPI 150+				
4- 4	0- 0	0- 0	OVERALL	1- 2	1- 1	2- 1				
2- 2	0- 0	0- 0	HOME	1- 0	1- 1	0- 1				
2- 2	0- 0	0- 0	AWAY	0- 2	0- 0	2- 0				
0- 0	0- 0	0- 0	NEUTRAL	0- 0	0- 0	0- 0				
4- 4	0- 0	0- 0	NON-CONFERENCE	1- 2	1- 1	2- 1				
2- 2	0- 0	0- 0	HOME	1- 0	1- 1	0- 1				
2- 2	0- 0	0- 0	AWAY	0- 2	0- 0	2- 0				
0- 0	0- 0	0- 0	NEUTRAL	0- 0	0- 0	0- 0				
0- 0	0- 0	0- 0	CONFERENCE	0- 0	0- 0	0- 0				
0- 0	0- 0	0- 0	HOME	0- 0	0- 0	0- 0				
0- 0	0- 0	0- 0	AWAY	0- 0	0- 0	0- 0				
0- 0	0- 0	0- 0	NEUTRAL	0- 0	0- 0	0- 0				

RPI 1-25			RPI 26-50			RPI 51-100			RPI 101+			Team's RPI: 181
RPI	S	Opponent	Score	RPI	S	Opponent	Score	RPI	S	Opponent	Score	
						70	A Bucknell	51 59	115	H Hartford	46 48	
						81	A Drexel	53 62	125	H Bryant	66 64	
						92	H Marshall	58 49	199	A Fairfield	58 47	
									224	H Buffalo	58 65	
									239	A Colgate	74 66	
LAST 12 Division I GAMES:												
						92	H Marshall	58 49	125	H Bryant	66 64	
						199	A Fairfield	58 47	224	H Buffalo	58 65	
						239	A Colgate	74 66	70	A Bucknell	51 59	
						81	A Drexel	53 62				
						115	H Hartford	46 48				

Non-Div I Games:

Cornell

Average RPI Win:	191	WON-LOST	WINNING	LAST 10	STRENGTH OF	OPP. STRENGTH	TEAM	ADJ.	CONF.	ADJ CONF.
Average RPI Loss:	42	RECORD	PCT. RANK	GAMES	SCHEDULE	OF SCHEDULE	RPI	RPI	RPI	RPI
DIV. I ONLY	4- 4	155	4- 4	47	99	65	65	14	14	
DIV. I NON-CONF.	4- 3	132	4- 3	86	94	56	56	14	14	
TOTALS	RPI 1-25	RPI 26-50	W-L RECORDS	RPI 51-100	RPI 101-150	RPI 150+				
4- 4	0- 2	1- 1	OVERALL	0- 0	1- 1	2- 0				
1- 1	0- 0	0- 1	HOME	0- 0	0- 0	1- 0				
2- 3	0- 2	1- 0	AWAY	0- 0	1- 1	0- 0				
1- 0	0- 0	0- 0	NEUTRAL	0- 0	0- 0	1- 0				
4- 3	0- 2	1- 0	NON-CONFERENCE	0- 0	1- 1	2- 0				
1- 0	0- 0	0- 0	HOME	0- 0	0- 0	1- 0				
2- 3	0- 2	1- 0	AWAY	0- 0	1- 1	0- 0				
1- 0	0- 0	0- 0	NEUTRAL	0- 0	0- 0	1- 0				
0- 1	0- 0	0- 1	CONFERENCE	0- 0	0- 0	0- 0				
0- 1	0- 0	0- 1	HOME	0- 0	0- 0	0- 0				
0- 0	0- 0	0- 0	AWAY	0- 0	0- 0	0- 0				
0- 0	0- 0	0- 0	NEUTRAL	0- 0	0- 0	0- 0				

RPI 1-25				RPI 26-50				RPI 51-100				Team's RPI: 65				RPI 101+			
RPI	S	Opponent	Score	RPI	S	Opponent	Score	RPI	S	Opponent	Score					RPI	S	Opponent	Score
3	A	UConn	60 96	38	H	Seton Hall	74 79									110	A	Wichita St.	56 65
16	A	California	69 94	48	A	South Dakota St.	88 81									127	A	UNI	58 56
																251	H	Utah	64 56
																338	N	Cincinnati	63 52
LAST 12 Division I GAMES:																			
127	A	UNI	58 56	38	H	Seton Hall	74 79	16	A	California	69 94	338	N	Cincinnati	63 52	3	A	UConn	60 96
110	A	Wichita St.	56 65					251	H	Utah	64 56	48	A	South Dakota St.	88 81				

Non-Div I Games:

Creighton

Average RPI Win:	203	WON-LOST	WINNING	LAST 10	STRENGTH OF	OPP. STRENGTH	TEAM	ADJ.	CONF.	ADJ CONF.
Average RPI Loss:	180	RECORD	PCT. RANK	GAMES	SCHEDULE	OF SCHEDULE	RPI	RPI	RPI	RPI
DIV. I ONLY	5- 2	74	5- 2	292	111	132	132	10	10	
DIV. I NON-CONF.	5- 2	74	5- 2	293	110	135	135	10	10	
TOTALS	RPI 1-25	RPI 26-50	W-L RECORDS	RPI 51-100	RPI 101-150	RPI 150+				
5- 2	0- 0	0- 0	OVERALL	0- 1	1- 0	4- 1				
3- 0	0- 0	0- 0	HOME	0- 0	1- 0	2- 0				
1- 2	0- 0	0- 0	AWAY	0- 1	0- 0	1- 1				
1- 0	0- 0	0- 0	NEUTRAL	0- 0	0- 0	1- 0				
5- 2	0- 0	0- 0	NON-CONFERENCE	0- 1	1- 0	4- 1				
3- 0	0- 0	0- 0	HOME	0- 0	1- 0	2- 0				
1- 2	0- 0	0- 0	AWAY	0- 1	0- 0	1- 1				
1- 0	0- 0	0- 0	NEUTRAL	0- 0	0- 0	1- 0				
0- 0	0- 0	0- 0	CONFERENCE	0- 0	0- 0	0- 0				
0- 0	0- 0	0- 0	HOME	0- 0	0- 0	0- 0				
0- 0	0- 0	0- 0	AWAY	0- 0	0- 0	0- 0				
0- 0	0- 0	0- 0	NEUTRAL	0- 0	0- 0	0- 0				

RPI 1-25			RPI 26-50			RPI 51-100			RPI 101+			Team's RPI: 132
RPI	S	Opponent	Score	RPI	S	Opponent	Score	RPI	S	Opponent	Score	
						62 A San Diego	53 78			115 H Hartford	49 43	
										169 H NJIT	68 63	
										193 A Cal Poly	74 61	
										255 N Kent St.	60 49	
										282 H Holy Cross	69 53	
										298 A Vermont	63 68	
LAST 12 Division I GAMES:												
						298 A Vermont	63 68			282 H Holy Cross	69 53	
						115 H Hartford	49 43			169 H NJIT	68 63	
						62 A San Diego	53 78					
						255 N Kent St.	60 49					
						193 A Cal Poly	74 61					

Non-Div I Games:

Average RPI Win:	259	WON-LOST	WINNING	LAST 10	STRENGTH OF	OPP. STRENGTH	TEAM	ADJ.	CONF.	ADJ CONF.
Average RPI Loss:	68	RECORD	PCT. RANK	GAMES	SCHEDULE	OF SCHEDULE	RPI	RPI	RPI	RPI
DIV. I ONLY	3- 5	221	3- 5	56	206	167	167	8	8	
DIV. I NON-CONF.	3- 5	219	3- 5	59	208	169	169	8	8	
TOTALS	RPI 1-25	RPI 26-50	W-L RECORDS	RPI 51-100	RPI 101-150	RPI 150+				
3- 5	0- 1	0- 1	OVERALL	0- 2	1- 0	2- 1				
2- 3	0- 1	0- 1	HOME	0- 0	1- 0	1- 1				
1- 2	0- 0	0- 0	AWAY	0- 2	0- 0	1- 0				
0- 0	0- 0	0- 0	NEUTRAL	0- 0	0- 0	0- 0				
3- 5	0- 1	0- 1	NON-CONFERENCE	0- 2	1- 0	2- 1				
2- 3	0- 1	0- 1	HOME	0- 0	1- 0	1- 1				
1- 2	0- 0	0- 0	AWAY	0- 2	0- 0	1- 0				
0- 0	0- 0	0- 0	NEUTRAL	0- 0	0- 0	0- 0				
0- 0	0- 0	0- 0	CONFERENCE	0- 0	0- 0	0- 0				
0- 0	0- 0	0- 0	HOME	0- 0	0- 0	0- 0				
0- 0	0- 0	0- 0	AWAY	0- 0	0- 0	0- 0				
0- 0	0- 0	0- 0	NEUTRAL	0- 0	0- 0	0- 0				

RPI 1-25				RPI 26-50				RPI 51-100				RPI 101+ Team's RPI: 167			
RPI	S	Opponent	Score	RPI	S	Opponent	Score	RPI	S	Opponent	Score	RPI	S	Opponent	Score
4	H	Southern California	64 99	27	H	James Madison	57 73	60	A	Rutgers	44 100	139	H	High Point	76 57
								63	A	Furman	60 67	185	H	N.C. A&T	57 62
												293	A	Gardner-Webb	68 67
												345	H	Mt. St. Mary's	67 62
LAST 12 Division I GAMES:															
345	H	Mt. St. Mary's	67 62	27	H	James Madison	57 73	185	H	N.C. A&T	57 62				
293	A	Gardner-Webb	68 67	60	A	Rutgers	44 100	139	H	High Point	76 57				
4	H	Southern California	64 99												
63	A	Furman	60 67												

Non-Div I Games:

Davidson

Average RPI Win:	202	WON-LOST	WINNING	LAST 10	STRENGTH OF	OPP. STRENGTH	TEAM	ADJ.	CONF.	ADJ CONF.
Average RPI Loss:	70	RECORD	PCT. RANK	GAMES	SCHEDULE	OF SCHEDULE	RPI	RPI	RPI	RPI
DIV. I ONLY	4- 3	131	4- 3	59	167	59	59	8	8	
DIV. I NON-CONF.	4- 3	132	4- 3	62	166	63	63	8	8	
TOTALS	RPI 1-25	RPI 26-50	W-L RECORDS	RPI 51-100	RPI 101-150	RPI 150+				
4- 3	0- 0	0- 1	OVERALL	1- 1	0- 1	3- 0				
2- 0	0- 0	0- 0	HOME	1- 0	0- 0	1- 0				
1- 3	0- 0	0- 1	AWAY	0- 1	0- 1	1- 0				
1- 0	0- 0	0- 0	NEUTRAL	0- 0	0- 0	1- 0				
4- 3	0- 0	0- 1	NON-CONFERENCE	1- 1	0- 1	3- 0				
2- 0	0- 0	0- 0	HOME	1- 0	0- 0	1- 0				
1- 3	0- 0	0- 1	AWAY	0- 1	0- 1	1- 0				
1- 0	0- 0	0- 0	NEUTRAL	0- 0	0- 0	1- 0				
0- 0	0- 0	0- 0	CONFERENCE	0- 0	0- 0	0- 0				
0- 0	0- 0	0- 0	HOME	0- 0	0- 0	0- 0				
0- 0	0- 0	0- 0	AWAY	0- 0	0- 0	0- 0				
0- 0	0- 0	0- 0	NEUTRAL	0- 0	0- 0	0- 0				

RPI 1-25				RPI 26-50				RPI 51-100				Team's RPI: 59		RPI 101+			
RPI	S	Opponent	Score	RPI	S	Opponent	Score	RPI	S	Opponent	Score			RPI	S	Opponent	Score
				31	A	Iowa	83 90	53	H	Purdue	63 61			105	A	Gonzaga	65 75
								73	A	Washington St.	60 76			219	A	Wright St.	79 76
														249	N	UT Martin	78 47
														285	H	Providence	72 56
LAST 12 Division I GAMES:																	
				53	H	Purdue	63 61	285	H	Providence	72 56						
				219	A	Wright St.	79 76	31	A	Iowa	83 90						
								249	N	UT Martin	78 47						
								105	A	Gonzaga	65 75						
								73	A	Washington St.	60 76						

Non-Div I Games:

Dayton

Average RPI Win:	213	WON-LOST	WINNING	LAST 10	STRENGTH OF	OPP. STRENGTH	TEAM	ADJ.	CONF.	ADJ CONF.
Average RPI Loss:	29	RECORD	PCT. RANK	GAMES	SCHEDULE	OF SCHEDULE	RPI	RPI	RPI	RPI
DIV. I ONLY	6- 2	55	6- 2	220	59	130	130	14	14	
DIV. I NON-CONF.	5- 2	74	5- 2	170	70	119	119	14	14	
TOTALS	RPI 1-25	RPI 26-50	W-L RECORDS	RPI 51-100	RPI 101-150	RPI 150+				
6- 2	0- 1	1- 1	OVERALL	0- 0	1- 0	4- 0				
5- 2	0- 1	1- 1	HOME	0- 0	1- 0	3- 0				
1- 0	0- 0	0- 0	AWAY	0- 0	0- 0	1- 0				
0- 0	0- 0	0- 0	NEUTRAL	0- 0	0- 0	0- 0				
5- 2	0- 1	1- 1	NON-CONFERENCE	0- 0	1- 0	3- 0				
4- 2	0- 1	1- 1	HOME	0- 0	1- 0	2- 0				
1- 0	0- 0	0- 0	AWAY	0- 0	0- 0	1- 0				
0- 0	0- 0	0- 0	NEUTRAL	0- 0	0- 0	0- 0				
1- 0	0- 0	0- 0	CONFERENCE	0- 0	0- 0	1- 0				
1- 0	0- 0	0- 0	HOME	0- 0	0- 0	1- 0				
0- 0	0- 0	0- 0	AWAY	0- 0	0- 0	0- 0				
0- 0	0- 0	0- 0	NEUTRAL	0- 0	0- 0	0- 0				

RPI 1-25				RPI 26-50				RPI 51-100				RPI 101+ Team's RPI: 130			
RPI	S	Opponent	Score	RPI	S	Opponent	Score	RPI	S	Opponent	Score	RPI	S	Opponent	Score
25	H	Texas A&M	68 76	33	H	Northwestern	91 97					142	H	Tex.-Pan American	93 70
				48	H	South Dakota St.	84 62					236	H	Butler	92 76
												246	H	New Mexico	97 59
												270	H	Bradley	101 77
												334	A	Chicago St.	87 34
LAST 12 Division I GAMES:															
				236	H	Butler	92 76	334	A	Chicago St.	87 34				
				33	H	Northwestern	91 97	25	H	Texas A&M	68 76				
				48	H	South Dakota St.	84 62								
				270	H	Bradley	101 77								
				246	H	New Mexico	97 59								
				142	H	Tex.-Pan American	93 70								

Non-Div I Games:

DePaul

Average RPI Win:	191	WON-LOST	WINNING	LAST 10	STRENGTH OF	OPP. STRENGTH	TEAM	ADJ.	CONF.	ADJ CONF.
Average RPI Loss:	92	RECORD	PCT. RANK	GAMES	SCHEDULE	OF SCHEDULE	RPI	RPI	RPI	RPI
DIV. I ONLY	4- 3	131	4- 3	178	83	117	117	13	13	
DIV. I NON-CONF.	4- 3	132	4- 3	183	83	120	120	13	13	
TOTALS	RPI 1-25	RPI 26-50	W-L RECORDS	RPI 51-100	RPI 101-150	RPI 150+				
4- 3	0- 0	0- 0	OVERALL	1- 2	0- 1	3- 0				
2- 1	0- 0	0- 0	HOME	1- 0	0- 1	1- 0				
2- 2	0- 0	0- 0	AWAY	0- 2	0- 0	2- 0				
0- 0	0- 0	0- 0	NEUTRAL	0- 0	0- 0	0- 0				
4- 3	0- 0	0- 0	NON-CONFERENCE	1- 2	0- 1	3- 0				
2- 1	0- 0	0- 0	HOME	1- 0	0- 1	1- 0				
2- 2	0- 0	0- 0	AWAY	0- 2	0- 0	2- 0				
0- 0	0- 0	0- 0	NEUTRAL	0- 0	0- 0	0- 0				
0- 0	0- 0	0- 0	CONFERENCE	0- 0	0- 0	0- 0				
0- 0	0- 0	0- 0	HOME	0- 0	0- 0	0- 0				
0- 0	0- 0	0- 0	AWAY	0- 0	0- 0	0- 0				
0- 0	0- 0	0- 0	NEUTRAL	0- 0	0- 0	0- 0				

RPI 1-25				RPI 26-50				RPI 51-100				RPI 101+				Team's RPI: 117	
RPI	S	Opponent	Score	RPI	S	Opponent	Score	RPI	S	Opponent	Score	RPI	S	Opponent	Score		
								66	A	Lafayette	52	63	143	H	Fordham	44	49
								67	A	East Carolina	60	89	197	A	Temple	69	58
								70	H	Bucknell	58	56	198	H	Marist	70	60
													298	A	Vermont	68	46
LAST 12 Division I GAMES:																	
				198	H	Marist	70	60	70	H	Bucknell	58	56				
				66	A	Lafayette	52	63	197	A	Temple	69	58				
									298	A	Vermont	68	46				
									143	H	Fordham	44	49				
									67	A	East Carolina	60	89				

Non-Div I Games:

Delaware

Average RPI Win:	0	WON-LOST	WINNING	LAST 10	STRENGTH OF	OPP. STRENGTH	TEAM	ADJ.	CONF.	ADJ CONF.
Average RPI Loss:	263	RECORD	PCT. RANK	GAMES	SCHEDULE	OF SCHEDULE	RPI	RPI	RPI	RPI
DIV. I ONLY	0- 7	328	0- 7	334	327	347	347	30	30	
DIV. I NON-CONF.	0- 7	325	0- 7	336	325	348	348	29	29	
TOTALS	RPI 1-25	RPI 26-50	W-L RECORDS	RPI 51-100	RPI 101-150	RPI 150+				
0- 7	0- 0	0- 0	OVERALL	0- 1	0- 0	0- 6				
0- 0	0- 0	0- 0	HOME	0- 0	0- 0	0- 0				
0- 4	0- 0	0- 0	AWAY	0- 1	0- 0	0- 3				
0- 3	0- 0	0- 0	NEUTRAL	0- 0	0- 0	0- 3				
0- 7	0- 0	0- 0	NON-CONFERENCE	0- 1	0- 0	0- 6				
0- 0	0- 0	0- 0	HOME	0- 0	0- 0	0- 0				
0- 4	0- 0	0- 0	AWAY	0- 1	0- 0	0- 3				
0- 3	0- 0	0- 0	NEUTRAL	0- 0	0- 0	0- 3				
0- 0	0- 0	0- 0	CONFERENCE	0- 0	0- 0	0- 0				
0- 0	0- 0	0- 0	HOME	0- 0	0- 0	0- 0				
0- 0	0- 0	0- 0	AWAY	0- 0	0- 0	0- 0				
0- 0	0- 0	0- 0	NEUTRAL	0- 0	0- 0	0- 0				

RPI 1-25			RPI 26-50			RPI 51-100			RPI 101+			Team's RPI: 347
RPI S	Opponent	Score	RPI S	Opponent	Score	RPI S	Opponent	Score	RPI S	Opponent	Score	
						83 A Virginia		62 100	231 N Binghamton		84 90	
									257 N Northern Ky.		55 76	
									287 A UNLV		78 91	
									316 A George Mason		91 110	
									323 N Northern Ill.		59 79	
									345 A Mt. St. Mary's		64 73	
LAST 12 Division I GAMES:												
			83 A Virginia		62 100	316 A George Mason		91 110				
			323 N Northern Ill.		59 79	231 N Binghamton		84 90				
			287 A UNLV		78 91	257 N Northern Ky.		55 76				
			345 A Mt. St. Mary's		64 73							

Non-Div I Games: Millersville 71 60

Delaware St.

Average RPI Win: 320	WON-LOST	WINNING	LAST 10	STRENGTH OF	OPP. STRENGTH	TEAM	ADJ.	CONF.	ADJ CONF.
Average RPI Loss: 165	RECORD	PCT. RANK	GAMES	SCHEDULE	OF SCHEDULE	RPI	RPI	RPI	RPI
DIV. I ONLY	2- 6	269	2- 6	314	198	337	337	24	24
DIV. I NON-CONF.	2- 6	266	2- 6	315	199	336	336	25	25
TOTALS	RPI 1-25	RPI 26-50	W-L RECORDS	RPI 51-100	RPI 101-150	RPI 150+			
2- 6	0- 0	0- 1	OVERALL	0- 0	0- 2	2- 3			
2- 5	0- 0	0- 1	HOME	0- 0	0- 2	2- 2			
0- 1	0- 0	0- 0	AWAY	0- 0	0- 0	0- 1			
0- 0	0- 0	0- 0	NEUTRAL	0- 0	0- 0	0- 0			
2- 6	0- 0	0- 1	NON-CONFERENCE	0- 0	0- 2	2- 3			
2- 5	0- 0	0- 1	HOME	0- 0	0- 2	2- 2			
0- 1	0- 0	0- 0	AWAY	0- 0	0- 0	0- 1			
0- 0	0- 0	0- 0	NEUTRAL	0- 0	0- 0	0- 0			
0- 0	0- 0	0- 0	CONFERENCE	0- 0	0- 0	0- 0			
0- 0	0- 0	0- 0	HOME	0- 0	0- 0	0- 0			
0- 0	0- 0	0- 0	AWAY	0- 0	0- 0	0- 0			
0- 0	0- 0	0- 0	NEUTRAL	0- 0	0- 0	0- 0			

RPI S	Opponent	Score	RPI S	Opponent	Score	RPI S	Opponent	Score	RPI S	Opponent	Score
			50 H Colorado		49 77				120 H Siena		62 78
									131 H Hawaii		58 60
									192 H Belmont		43 72
									235 A Wyoming		41 82
									260 H Cal St. Fullerton		61 78
									314 H UMKC		74 66
									325 H Air Force		107 66
LAST 12 Division I GAMES:											
192 H Belmont		43 72	325 H Air Force		107 66						
120 H Siena		62 78	314 H UMKC		74 66						
50 H Colorado		49 77	260 H Cal St. Fullerton		61 78						
235 A Wyoming		41 82									
131 H Hawaii		58 60									

Non-Div I Games:

Denver

Average RPI Win:	311	WON-LOST	WINNING	LAST 10	STRENGTH OF	OPP. STRENGTH	TEAM	ADJ.	CONF.	ADJ CONF.
Average RPI Loss:	108	RECORD	PCT. RANK	GAMES	SCHEDULE	OF SCHEDULE	RPI	RPI	RPI	RPI
DIV. I ONLY	1- 4	286	1- 4	15	322	135	135	7	7	
DIV. I NON-CONF.	1- 4	281	1- 4	17	319	138	138	7	7	
TOTALS	RPI 1-25	RPI 26-50	W-L RECORDS	RPI 51-100	RPI 101-150	RPI 150+				
1- 4	0- 1	0- 0	OVERALL	0- 1	0- 1	1- 1				
0- 1	0- 0	0- 0	HOME	0- 1	0- 0	0- 0				
1- 3	0- 1	0- 0	AWAY	0- 0	0- 1	1- 1				
0- 0	0- 0	0- 0	NEUTRAL	0- 0	0- 0	0- 0				
1- 4	0- 1	0- 0	NON-CONFERENCE	0- 1	0- 1	1- 1				
0- 1	0- 0	0- 0	HOME	0- 1	0- 0	0- 0				
1- 3	0- 1	0- 0	AWAY	0- 0	0- 1	1- 1				
0- 0	0- 0	0- 0	NEUTRAL	0- 0	0- 0	0- 0				
0- 0	0- 0	0- 0	CONFERENCE	0- 0	0- 0	0- 0				
0- 0	0- 0	0- 0	HOME	0- 0	0- 0	0- 0				
0- 0	0- 0	0- 0	AWAY	0- 0	0- 0	0- 0				
0- 0	0- 0	0- 0	NEUTRAL	0- 0	0- 0	0- 0				

RPI S	Opponent	Score	RPI S	Opponent	Score	RPI S	Opponent	Score	RPI S	Opponent	Score	Team's RPI: 135
11	A Michigan	57 76				89	H St. Bonaventure	56 68	136	A Ohio	57 60	
									196	A Niagara	49 71	
									311	A IPFW	81 74	
LAST 12 Division I GAMES:												
311	A IPFW	81 74	196	A Niagara	49 71	89	H St. Bonaventure	56 68	136	A Ohio	57 60	
									11	A Michigan	57 76	

Non-Div I Games: Madonna 76 47 Marygrove 88 46

Detroit

Average RPI Win:	206	WON-LOST	WINNING	LAST 10	STRENGTH OF	OPP. STRENGTH	TEAM	ADJ.	CONF.	ADJ CONF.
Average RPI Loss:	154	RECORD	PCT. RANK	GAMES	SCHEDULE	OF SCHEDULE	RPI	RPI	RPI	RPI
DIV. I ONLY	4- 4	155	4- 4	189	210	179	179	21	21	
DIV. I NON-CONF.	4- 4	155	4- 4	194	212	180	180	22	22	
TOTALS	RPI 1-25	RPI 26-50	W-L RECORDS	RPI 51-100	RPI 101-150	RPI 150+				
4- 4	0- 0	0- 0	OVERALL	0- 2	1- 0	3- 2				
1- 2	0- 0	0- 0	HOME	0- 1	0- 0	1- 1				
2- 2	0- 0	0- 0	AWAY	0- 1	0- 0	2- 1				
1- 0	0- 0	0- 0	NEUTRAL	0- 0	1- 0	0- 0				
4- 4	0- 0	0- 0	NON-CONFERENCE	0- 2	1- 0	3- 2				
1- 2	0- 0	0- 0	HOME	0- 1	0- 0	1- 1				
2- 2	0- 0	0- 0	AWAY	0- 1	0- 0	2- 1				
1- 0	0- 0	0- 0	NEUTRAL	0- 0	1- 0	0- 0				
0- 0	0- 0	0- 0	CONFERENCE	0- 0	0- 0	0- 0				
0- 0	0- 0	0- 0	HOME	0- 0	0- 0	0- 0				
0- 0	0- 0	0- 0	AWAY	0- 0	0- 0	0- 0				
0- 0	0- 0	0- 0	NEUTRAL	0- 0	0- 0	0- 0				

RPI 1-25			RPI 26-50			RPI 51-100			RPI 101+			Team's RPI: 179
RPI	S	Opponent	Score	RPI	S	Opponent	Score	RPI	S	Opponent	Score	
						75 A Iowa St.	67 84	143 N Fordham			62 56	
						98 H South Dakota	78 83	161 H Colorado St.			56 69	
								174 A UTSA			69 61	
								229 H Wisconsin			89 77	
								277 A Idaho St.			80 66	
								283 A SIUE			60 74	
LAST 12 Division I GAMES:												
						143 N Fordham	62 56	277 A Idaho St.			80 66	
						174 A UTSA	69 61	161 H Colorado St.			56 69	
						229 H Wisconsin	89 77					
						283 A SIUE	60 74					
						75 A Iowa St.	67 84					
						98 H South Dakota	78 83					

Non-Div I Games:

Drake

■ Loss,
 ■ Non-Conf, S Site,
 ■ Home
 ■ Away
 N Neutral

Average RPI Win:	173	WON-LOST	WINNING	LAST 10	STRENGTH OF	OPP. STRENGTH	TEAM	ADJ.	CONF.	ADJ CONF.
Average RPI Loss:	51	RECORD	PCT. RANK	GAMES	SCHEDULE	OF SCHEDULE	RPI	RPI	RPI	RPI
DIV. I ONLY	4- 2	90	4- 2	110	80	81	81	13	13	
DIV. I NON-CONF.	4- 2	91	4- 2	114	80	83	83	13	13	
TOTALS	RPI 1-25	RPI 26-50	W-L RECORDS	RPI 51-100	RPI 101-150	RPI 150+				
4- 2	0- 1	0- 0	OVERALL	0- 1	1- 0	3- 0				
3- 0	0- 0	0- 0	HOME	0- 0	1- 0	2- 0				
0- 1	0- 1	0- 0	AWAY	0- 0	0- 0	0- 0				
1- 1	0- 0	0- 0	NEUTRAL	0- 1	0- 0	1- 0				
4- 2	0- 1	0- 0	NON-CONFERENCE	0- 1	1- 0	3- 0				
3- 0	0- 0	0- 0	HOME	0- 0	1- 0	2- 0				
0- 1	0- 1	0- 0	AWAY	0- 0	0- 0	0- 0				
1- 1	0- 0	0- 0	NEUTRAL	0- 1	0- 0	1- 0				
0- 0	0- 0	0- 0	CONFERENCE	0- 0	0- 0	0- 0				
0- 0	0- 0	0- 0	HOME	0- 0	0- 0	0- 0				
0- 0	0- 0	0- 0	AWAY	0- 0	0- 0	0- 0				
0- 0	0- 0	0- 0	NEUTRAL	0- 0	0- 0	0- 0				

RPI 1-25				RPI 26-50				RPI 51-100 Team's RPI: 81				RPI 101+			
RPI	S	Opponent	Score	RPI	S	Opponent	Score	RPI	S	Opponent	Score	RPI	S	Opponent	Score
13	A	Princeton	43 59					89	N	St. Bonaventure	32 43	119	H	Saint Joseph's	76 63
												151	N	Sacred Heart	61 54
												181	H	Cornell	62 53
												239	H	Colgate	59 51
LAST 12 Division I GAMES:															
								151	N	Sacred Heart	61 54				
								89	N	St. Bonaventure	32 43				
								119	H	Saint Joseph's	76 63				
								239	H	Colgate	59 51				
								13	A	Princeton	43 59				
								181	H	Cornell	62 53				

Non-Div I Games:

Drexel

Average RPI Win: 199	WON-LOST	WINNING	LAST 10	STRENGTH OF	OPP. STRENGTH	TEAM	ADJ.	CONF.	ADJ CONF.
Average RPI Loss: 19	RECORD	PCT. RANK	GAMES	SCHEDULE	OF SCHEDULE	RPI	RPI	RPI	RPI
DIV. I ONLY	5- 3	109	5- 3	5	205	18	18	3	3
DIV. I NON-CONF.	5- 3	114	5- 3	6	207	18	18	3	3

TOTALS	RPI 1-25	RPI 26-50	W-L RECORDS	RPI 51-100	RPI 101-150	RPI 150+			
5- 3	0- 3	0- 0	OVERALL	0- 0	2- 0	3- 0			
3- 1	0- 1	0- 0	HOME	0- 0	0- 0	3- 0			
2- 2	0- 2	0- 0	AWAY	0- 0	2- 0	0- 0			
0- 0	0- 0	0- 0	NEUTRAL	0- 0	0- 0	0- 0			
5- 3	0- 3	0- 0	NON-CONFERENCE	0- 0	2- 0	3- 0			
3- 1	0- 1	0- 0	HOME	0- 0	0- 0	3- 0			
2- 2	0- 2	0- 0	AWAY	0- 0	2- 0	0- 0			
0- 0	0- 0	0- 0	NEUTRAL	0- 0	0- 0	0- 0			
0- 0	0- 0	0- 0	CONFERENCE	0- 0	0- 0	0- 0			
0- 0	0- 0	0- 0	HOME	0- 0	0- 0	0- 0			
0- 0	0- 0	0- 0	AWAY	0- 0	0- 0	0- 0			
0- 0	0- 0	0- 0	NEUTRAL	0- 0	0- 0	0- 0			

RPI	S	Opponent	Score
9	H	South Carolina	50 51
22	A	Nebraska	54 60
25	A	Texas A&M	59 63

RPI	S	Opponent	Score
-----	---	----------	-------

RPI	S	Opponent	Score
-----	---	----------	-------

RPI	S	Opponent	Score
106	A	Alabama	90 40
150	A	Old Dominion	82 66
224	H	Buffalo	88 54
250	H	Marquette	83 51
265	H	Stony Brook	72 42

LAST 12 Division I GAMES:

9	H	South Carolina	50 51	150	A	Old Dominion	82 66
22	A	Nebraska	54 60	106	A	Alabama	90 40
25	A	Texas A&M	59 63				
265	H	Stony Brook	72 42				
224	H	Buffalo	88 54				
250	H	Marquette	83 51				

Non-Div I Games:

Duke

Average RPI Win:	209	WON-LOST	WINNING	LAST 10	STRENGTH OF	OPP. STRENGTH	TEAM	ADJ.	CONF.	ADJ CONF.
Average RPI Loss:	19	RECORD	PCT. RANK	GAMES	SCHEDULE	OF SCHEDULE	RPI	RPI	RPI	RPI
DIV. I ONLY	5- 3	109	5- 3	120	40	87	87	8	8	
DIV. I NON-CONF.	5- 3	114	5- 3	123	41	89	89	8	8	
TOTALS	RPI 1-25	RPI 26-50	W-L RECORDS	RPI 51-100	RPI 101-150	RPI 150+				
5- 3	0- 2	1- 1	OVERALL	0- 0	0- 0	4- 0				
2- 2	0- 1	1- 1	HOME	0- 0	0- 0	1- 0				
2- 1	0- 1	0- 0	AWAY	0- 0	0- 0	2- 0				
1- 0	0- 0	0- 0	NEUTRAL	0- 0	0- 0	1- 0				
5- 3	0- 2	1- 1	NON-CONFERENCE	0- 0	0- 0	4- 0				
2- 2	0- 1	1- 1	HOME	0- 0	0- 0	1- 0				
2- 1	0- 1	0- 0	AWAY	0- 0	0- 0	2- 0				
1- 0	0- 0	0- 0	NEUTRAL	0- 0	0- 0	1- 0				
0- 0	0- 0	0- 0	CONFERENCE	0- 0	0- 0	0- 0				
0- 0	0- 0	0- 0	HOME	0- 0	0- 0	0- 0				
0- 0	0- 0	0- 0	AWAY	0- 0	0- 0	0- 0				
0- 0	0- 0	0- 0	NEUTRAL	0- 0	0- 0	0- 0				

RPI 1-25				RPI 26-50				RPI 51-100				RPI 101+			
RPI	S	Opponent	Score	RPI	S	Opponent	Score	RPI	S	Opponent	Score	RPI	S	Opponent	Score
5	A	Green Bay	52 84	39	H	Syracuse	84 90					220	A	Ball St.	82 62
13	H	Princeton	62 79	46	H	Pittsburgh	87 77					242	A	Howard	89 63
												255	H	Kent St.	86 60
												281	N	Jackson St.	90 72
LAST 12 Division I GAMES:															
242	A	Howard	89 63	46	H	Pittsburgh	87 77								
5	A	Green Bay	52 84	255	H	Kent St.	86 60								
39	H	Syracuse	84 90	220	A	Ball St.	82 62								
13	H	Princeton	62 79	281	N	Jackson St.	90 72								

Non-Div I Games:

Duquesne

East Carolina

Through Games Of Dec. 8, 2014

Average RPI Win:	196	WON-LOST	WINNING	LAST 10	STRENGTH OF	OPP. STRENGTH	TEAM	ADJ.	CONF.	ADJ CONF.
Average RPI Loss:	65	RECORD	PCT. RANK	GAMES	SCHEDULE	OF SCHEDULE	RPI	RPI	RPI	RPI
DIV. I ONLY	7- 2	49	7- 2	173	117	67	67	9	9	
DIV. I NON-CONF.	7- 2	49	7- 2	177	118	69	69	9	9	
TOTALS	RPI 1-25	RPI 26-50	W-L RECORDS	RPI 51-100	RPI 101-150	RPI 150+				
7- 2	0- 0	0- 1	OVERALL	0- 1	2- 0	5- 0				
3- 0	0- 0	0- 0	HOME	0- 0	1- 0	2- 0				
2- 1	0- 0	0- 0	AWAY	0- 1	1- 0	1- 0				
2- 1	0- 0	0- 1	NEUTRAL	0- 0	0- 0	2- 0				
7- 2	0- 0	0- 1	NON-CONFERENCE	0- 1	2- 0	5- 0				
3- 0	0- 0	0- 0	HOME	0- 0	1- 0	2- 0				
2- 1	0- 0	0- 0	AWAY	0- 1	1- 0	1- 0				
2- 1	0- 0	0- 1	NEUTRAL	0- 0	0- 0	2- 0				
0- 0	0- 0	0- 0	CONFERENCE	0- 0	0- 0	0- 0				
0- 0	0- 0	0- 0	HOME	0- 0	0- 0	0- 0				
0- 0	0- 0	0- 0	AWAY	0- 0	0- 0	0- 0				
0- 0	0- 0	0- 0	NEUTRAL	0- 0	0- 0	0- 0				

RPI 1-25				RPI 26-50				RPI 51-100				Team's RPI: 67	RPI 101+			
RPI	S	Opponent	Score	RPI	S	Opponent	Score	RPI	S	Opponent	Score		RPI	S	Opponent	Score
				39	N	Syracuse	58 69	91	A	Cleveland St.	57 59		117	H	Delaware	89 60
													136	A	Ohio	76 68
													184	A	Rhode Island	66 38
													199	N	Fairfield	83 68
													206	H	Bethune-Cookman	71 42
													229	N	Wisconsin	61 43
													299	H	Col. of Charleston	68 55
LAST 12 Division I GAMES:																
				136	A	Ohio	76 68	229	N	Wisconsin	61 43					
				91	A	Cleveland St.	57 59	39	N	Syracuse	58 69					
				199	N	Fairfield	83 68	206	H	Bethune-Cookman	71 42					
								117	H	Delaware	89 60					
								299	H	Col. of Charleston	68 55					
								184	A	Rhode Island	66 38					

Non-Div I Games:

East Carolina

■ Loss,
 ■ Non-Conf,
 ■ S Site,
 ■ H Home
 ■ A Away
 N Neutral

Average RPI Win:	290	WON-LOST	WINNING	LAST 10	STRENGTH OF	OPP. STRENGTH	TEAM	ADJ.	CONF.	ADJ CONF.
Average RPI Loss:	129	RECORD	PCT. RANK	GAMES	SCHEDULE	OF SCHEDULE	RPI	RPI	RPI	RPI
DIV. I ONLY	5- 4	148	5- 4	230	288	160	160	22	22	
DIV. I NON-CONF.	5- 4	148	5- 4	234	289	161	161	23	23	
TOTALS	RPI 1-25	RPI 26-50	W-L RECORDS	RPI 51-100	RPI 101-150	RPI 150+				
5- 4	0- 0	0- 0	OVERALL	0- 2	1- 0	4- 2				
1- 1	0- 0	0- 0	HOME	0- 0	1- 0	0- 1				
4- 3	0- 0	0- 0	AWAY	0- 2	0- 0	4- 1				
0- 0	0- 0	0- 0	NEUTRAL	0- 0	0- 0	0- 0				
5- 4	0- 0	0- 0	NON-CONFERENCE	0- 2	1- 0	4- 2				
1- 1	0- 0	0- 0	HOME	0- 0	1- 0	0- 1				
4- 3	0- 0	0- 0	AWAY	0- 2	0- 0	4- 1				
0- 0	0- 0	0- 0	NEUTRAL	0- 0	0- 0	0- 0				
0- 0	0- 0	0- 0	CONFERENCE	0- 0	0- 0	0- 0				
0- 0	0- 0	0- 0	HOME	0- 0	0- 0	0- 0				
0- 0	0- 0	0- 0	AWAY	0- 0	0- 0	0- 0				
0- 0	0- 0	0- 0	NEUTRAL	0- 0	0- 0	0- 0				

RPI 1-25				RPI 26-50				RPI 51-100				RPI 101+				Team's RPI: 160	
RPI	S	Opponent	Score	RPI	S	Opponent	Score	RPI	S	Opponent	Score	RPI	S	Opponent	Score		
								56	A	Indiana St.	69	76	139	H	High Point	84	76
								79	A	Indiana	69	97	176	H	Appalachian St.	70	76
													203	A	Virginia Tech	65	72
													316	A	George Mason	84	71
													320	A	Saint Francis (PA)	79	63
													333	A	Alabama A&M	88	64
													343	A	UNC Asheville	81	68
LAST 12 Division I GAMES:																	
				333	A	Alabama A&M	88 64			320	A	Saint Francis (PA)	79 63				
				316	A	George Mason	84 71			176	H	Appalachian St.	70 76				
				203	A	Virginia Tech	65 72			139	H	High Point	84 76				
				79	A	Indiana	69 97			343	A	UNC Asheville	81 68				
				56	A	Indiana St.	69 76										

Non-Div I Games:

East Tenn. St.

Average RPI Win:	324	WON-LOST	WINNING	LAST 10	STRENGTH OF	OPP. STRENGTH	TEAM	ADJ.	CONF.	ADJ CONF.
Average RPI Loss:	201	RECORD	PCT. RANK	GAMES	SCHEDULE	OF SCHEDULE	RPI	RPI	RPI	RPI
DIV. I ONLY	3- 4	190	3- 4	329	250	315	315	28	28	
DIV. I NON-CONF.	3- 4	188	3- 4	331	253	314	314	28	28	
TOTALS	RPI 1-25	RPI 26-50	W-L RECORDS	RPI 51-100	RPI 101-150	RPI 150+				
3- 4	0- 0	0- 1	OVERALL	0- 0	0- 0	3- 3				
2- 1	0- 0	0- 0	HOME	0- 0	0- 0	2- 1				
1- 2	0- 0	0- 0	AWAY	0- 0	0- 0	1- 2				
0- 1	0- 0	0- 1	NEUTRAL	0- 0	0- 0	0- 0				
3- 4	0- 0	0- 1	NON-CONFERENCE	0- 0	0- 0	3- 3				
2- 1	0- 0	0- 0	HOME	0- 0	0- 0	2- 1				
1- 2	0- 0	0- 0	AWAY	0- 0	0- 0	1- 2				
0- 1	0- 0	0- 1	NEUTRAL	0- 0	0- 0	0- 0				
0- 0	0- 0	0- 0	CONFERENCE	0- 0	0- 0	0- 0				
0- 0	0- 0	0- 0	HOME	0- 0	0- 0	0- 0				
0- 0	0- 0	0- 0	AWAY	0- 0	0- 0	0- 0				
0- 0	0- 0	0- 0	NEUTRAL	0- 0	0- 0	0- 0				

RPI 1-25			RPI 26-50			RPI 51-100			RPI 101+			Team's RPI: 315
RPI	S	Opponent	Score	RPI	S	Opponent	Score	RPI	S	Opponent	Score	
				28	N	Florida St.	55 91					
								221	A	Loyola Chicago	52 63	
								241	A	IUPUI	44 66	
								313	H	Omaha	77 66	
								314	H	UMKC	53 69	
								323	H	Northern Ill.	55 46	
								336	A	North Texas	59 57	
LAST 12 Division I GAMES:												
				323	H	Northern Ill.	55 46	313	H	Omaha	77 66	
				336	A	North Texas	59 57	221	A	Loyola Chicago	52 63	
				28	N	Florida St.	55 91					
				241	A	IUPUI	44 66					
				314	H	UMKC	53 69					

Non-Div I Games:

Eastern Ill.

Average RPI Win:	219	WON-LOST	WINNING	LAST 10	STRENGTH OF	OPP. STRENGTH	TEAM	ADJ.	CONF.	ADJ CONF.
Average RPI Loss:	114	RECORD	PCT. RANK	GAMES	SCHEDULE	OF SCHEDULE	RPI	RPI	RPI	RPI
DIV. I ONLY	3- 3	155	3- 3	68	254	111	111	28	28	
DIV. I NON-CONF.	3- 3	155	3- 3	72	259	113	113	28	28	
TOTALS	RPI 1-25	RPI 26-50	W-L RECORDS	RPI 51-100	RPI 101-150	RPI 150+				
3- 3	0- 0	0- 1	OVERALL	1- 1	0- 0	2- 1				
1- 0	0- 0	0- 0	HOME	1- 0	0- 0	0- 0				
0- 2	0- 0	0- 1	AWAY	0- 1	0- 0	0- 0				
2- 1	0- 0	0- 0	NEUTRAL	0- 0	0- 0	2- 1				
3- 3	0- 0	0- 1	NON-CONFERENCE	1- 1	0- 0	2- 1				
1- 0	0- 0	0- 0	HOME	1- 0	0- 0	0- 0				
0- 2	0- 0	0- 1	AWAY	0- 1	0- 0	0- 0				
2- 1	0- 0	0- 0	NEUTRAL	0- 0	0- 0	2- 1				
0- 0	0- 0	0- 0	CONFERENCE	0- 0	0- 0	0- 0				
0- 0	0- 0	0- 0	HOME	0- 0	0- 0	0- 0				
0- 0	0- 0	0- 0	AWAY	0- 0	0- 0	0- 0				
0- 0	0- 0	0- 0	NEUTRAL	0- 0	0- 0	0- 0				

RPI 1-25			RPI 26-50			RPI 51-100			RPI 101+			Team's RPI: 111
RPI	S	Opponent	Score	RPI	S	Opponent	Score	RPI	S	Opponent	Score	
				41	A	West Virginia	42 67	92	H	Marshall	63 58	207 N North Florida 45 62
								93	A	Mercer	64 69	252 N Central Ark. 56 55
												312 N Western Caro. 71 62
LAST 12 Division I GAMES:												
				92	H	Marshall	63 58	207 N		North Florida	45 62	
								312 N		Western Caro.	71 62	
								93	A	Mercer	64 69	
								252 N		Central Ark.	56 55	
				41	A	West Virginia	42 67					

Non-Div I Games: Asbury 73 48

Eastern Ky.

Average RPI Win:	223	WON-LOST	WINNING	LAST 10	STRENGTH OF	OPP. STRENGTH	TEAM	ADJ.	CONF.	ADJ CONF.
Average RPI Loss:	121	RECORD	PCT. RANK	GAMES	SCHEDULE	OF SCHEDULE	RPI	RPI	RPI	RPI
DIV. I ONLY	3- 3	155	3- 3	197	150	145	145	15	15	
DIV. I NON-CONF.	3- 3	155	3- 3	203	151	149	149	15	15	
TOTALS	RPI 1-25	RPI 26-50	W-L RECORDS	RPI 51-100	RPI 101-150	RPI 150+				
3- 3	0- 0	0- 0	OVERALL	1- 1	0- 2	2- 0				
1- 0	0- 0	0- 0	HOME	1- 0	0- 0	0- 0				
0- 3	0- 0	0- 0	AWAY	0- 1	0- 2	0- 0				
2- 0	0- 0	0- 0	NEUTRAL	0- 0	0- 0	2- 0				
3- 3	0- 0	0- 0	NON-CONFERENCE	1- 1	0- 2	2- 0				
1- 0	0- 0	0- 0	HOME	1- 0	0- 0	0- 0				
0- 3	0- 0	0- 0	AWAY	0- 1	0- 2	0- 0				
2- 0	0- 0	0- 0	NEUTRAL	0- 0	0- 0	2- 0				
0- 0	0- 0	0- 0	CONFERENCE	0- 0	0- 0	0- 0				
0- 0	0- 0	0- 0	HOME	0- 0	0- 0	0- 0				
0- 0	0- 0	0- 0	AWAY	0- 0	0- 0	0- 0				
0- 0	0- 0	0- 0	NEUTRAL	0- 0	0- 0	0- 0				

RPI 1-25			RPI 26-50			RPI 51-100			RPI 101+			Team's RPI: 145
RPI	S	Opponent	Score	RPI	S	Opponent	Score	RPI	S	Opponent	Score	Score
						88 A Michigan St.	61 69	134 A Oral Roberts			62 63	
						91 H Cleveland St.	71 68	142 A Tex.-Pan American			75 81	
								260 N Cal St. Fullerton			78 74	
								319 N Weber St.			57 42	
LAST 12 Division I GAMES:												
						91 H Cleveland St.	71 68	134 A Oral Roberts			62 63	
						319 N Weber St.	57 42					
						260 N Cal St. Fullerton	78 74					
						142 A Tex.-Pan American	75 81					
						88 A Michigan St.	61 69					

Non-Div I Games: Kent St.-Tuscarawas 127 40 Hillsdale 73 56

Eastern Mich.

EASTERN MICH.				THROUGH GAMES OF DEC. 9, 1911						
Average RPI Win:	207	WON-LOST	WINNING	LAST 10	STRENGTH OF	OPP. STRENGTH	TEAM	ADJ.	CONF.	ADJ CONF.
Average RPI Loss:	137	RECORD	PCT. RANK	GAMES	SCHEDULE	OF SCHEDULE	RPI	RPI	RPI	RPI
DIV. I ONLY	2- 3	210	2- 3	118	237	164	164	20	20	
DIV. I NON-CONF.	2- 3	206	2- 3	122	241	166	166	21	21	
TOTALS	RPI 1-25	RPI 26-50	W-L RECORDS	RPI 51-100	RPI 101-150	RPI 150+				
2- 3	0- 0	0- 0	OVERALL	0- 0	1- 2	1- 1				
1- 1	0- 0	0- 0	HOME	0- 0	1- 1	0- 0				
1- 2	0- 0	0- 0	AWAY	0- 0	0- 1	1- 1				
0- 0	0- 0	0- 0	NEUTRAL	0- 0	0- 0	0- 0				
2- 3	0- 0	0- 0	NON-CONFERENCE	0- 0	1- 2	1- 1				
1- 1	0- 0	0- 0	HOME	0- 0	1- 1	0- 0				
1- 2	0- 0	0- 0	AWAY	0- 0	0- 1	1- 1				
0- 0	0- 0	0- 0	NEUTRAL	0- 0	0- 0	0- 0				
0- 0	0- 0	0- 0	CONFERENCE	0- 0	0- 0	0- 0				
0- 0	0- 0	0- 0	HOME	0- 0	0- 0	0- 0				
0- 0	0- 0	0- 0	AWAY	0- 0	0- 0	0- 0				
0- 0	0- 0	0- 0	NEUTRAL	0- 0	0- 0	0- 0				

RPI 1-25				RPI 26-50				RPI 51-100				RPI 101+ Team's RPI: 164			
RPI	S	Opponent	Score	RPI	S	Opponent	Score	RPI	S	Opponent	Score	RPI	S	Opponent	Score
												104	A	Abilene Christian	72 79
												105	H	Gonzaga	60 61
												110	H	Wichita St.	86 58
												201	A	SMU	53 69
												303	A	Utah Valley	68 62
LAST 12 Division I GAMES:															
				105	H	Gonzaga	60 61	104	A	Abilene Christian	72 79				
								201	A	SMU	53 69				
								110	H	Wichita St.	86 58				
								303	A	Utah Valley	68 62				

Non-Div I Games:	Central Wash.	83	70
------------------	---------------	----	----

Eastern Wash.

■ Loss, ■ Non-Conf, S Site, H Home A Away N Neutral

Average RPI Win:	215	WON-LOST	WINNING	LAST 10	STRENGTH OF	OPP. STRENGTH	TEAM	ADJ.	CONF.	ADJ CONF.
Average RPI Loss:	108	RECORD	PCT. RANK	GAMES	SCHEDULE	OF SCHEDULE	RPI	RPI	RPI	RPI
DIV. I ONLY	3- 2	123	3- 2	105	213	78	78	13	13	
DIV. I NON-CONF.	3- 2	125	3- 2	110	215	80	80	13	13	
TOTALS	RPI 1-25	RPI 26-50	W-L RECORDS	RPI 51-100	RPI 101-150	RPI 150+				
3- 2	0- 0	0- 0	OVERALL	0- 1	1- 1	2- 0				
2- 0	0- 0	0- 0	HOME	0- 0	1- 0	1- 0				
1- 2	0- 0	0- 0	AWAY	0- 1	0- 1	1- 0				
0- 0	0- 0	0- 0	NEUTRAL	0- 0	0- 0	0- 0				
3- 2	0- 0	0- 0	NON-CONFERENCE	0- 1	1- 1	2- 0				
2- 0	0- 0	0- 0	HOME	0- 0	1- 0	1- 0				
1- 2	0- 0	0- 0	AWAY	0- 1	0- 1	1- 0				
0- 0	0- 0	0- 0	NEUTRAL	0- 0	0- 0	0- 0				
0- 0	0- 0	0- 0	CONFERENCE	0- 0	0- 0	0- 0				
0- 0	0- 0	0- 0	HOME	0- 0	0- 0	0- 0				
0- 0	0- 0	0- 0	AWAY	0- 0	0- 0	0- 0				
0- 0	0- 0	0- 0	NEUTRAL	0- 0	0- 0	0- 0				

RPI 1-25				RPI 26-50				RPI 51-100				Team's RPI: 78		RPI 101+			
RPI	S	Opponent	Score	RPI	S	Opponent	Score	RPI	S	Opponent	Score			RPI	S	Opponent	Score
								77	A	North Carolina St.	51	84		137	H	Liberty	73 62
														139	A	High Point	71 87
														218	A	Charlotte	67 54
														289	H	Navy	69 56
LAST 12 Division I GAMES:																	
				137	H	Liberty	73 62					77	A	North Carolina St.	51	84	
				218	A	Charlotte	67 54					139	A	High Point	71	87	
				289	H	Navy	69 56										

Non-Div I Games: Anderson (SC) 77 72

Elon

Average RPI Win:	319	WON-LOST	WINNING	LAST 10	STRENGTH OF	OPP. STRENGTH	TEAM	ADJ.	CONF.	ADJ CONF.
Average RPI Loss:	205	RECORD	PCT. RANK	GAMES	SCHEDULE	OF SCHEDULE	RPI	RPI	RPI	RPI
DIV. I ONLY	3- 4	190	3- 4	315	290	269	269	21	21	
DIV. I NON-CONF.	3- 4	188	3- 4	316	290	271	271	22	22	
TOTALS	RPI 1-25	RPI 26-50	W-L RECORDS	RPI 51-100	RPI 101-150	RPI 150+				
3- 4	0- 0	0- 1	OVERALL	0- 0	0- 0	3- 3				
2- 0	0- 0	0- 0	HOME	0- 0	0- 0	2- 0				
1- 4	0- 0	0- 1	AWAY	0- 0	0- 0	1- 3				
0- 0	0- 0	0- 0	NEUTRAL	0- 0	0- 0	0- 0				
3- 4	0- 0	0- 1	NON-CONFERENCE	0- 0	0- 0	3- 3				
2- 0	0- 0	0- 0	HOME	0- 0	0- 0	2- 0				
1- 4	0- 0	0- 1	AWAY	0- 0	0- 0	1- 3				
0- 0	0- 0	0- 0	NEUTRAL	0- 0	0- 0	0- 0				
0- 0	0- 0	0- 0	CONFERENCE	0- 0	0- 0	0- 0				
0- 0	0- 0	0- 0	HOME	0- 0	0- 0	0- 0				
0- 0	0- 0	0- 0	AWAY	0- 0	0- 0	0- 0				
0- 0	0- 0	0- 0	NEUTRAL	0- 0	0- 0	0- 0				

RPI 1-25			RPI 26-50			RPI 51-100			RPI 101+			Team's RPI: 269
RPI	S	Opponent	Score	RPI	S	Opponent	Score	RPI	S	Opponent	Score	
				41	A	West Virginia	39 83					
								220	A	Ball St.	70 76	
								249	A	UT Martin	74 84	
								297	H	Miami (OH)	51 41	
								311	A	IPFW	59 77	
								329	H	Austin Peay	72 68	
								331	A	Murray St.	93 83	
LAST 12 Division I GAMES:												
297	H	Miami (OH)	51 41	41	A	West Virginia	39 83					
331	A	Murray St.	93 83	311	A	IPFW	59 77					
249	A	UT Martin	74 84	220	A	Ball St.	70 76					
				329	H	Austin Peay	72 68					

Non-Div I Games:

Evansville

Average RPI Win:	153	WON-LOST	WINNING	LAST 10	STRENGTH OF	OPP. STRENGTH	TEAM	ADJ.	CONF.	ADJ CONF.
Average RPI Loss:	106	RECORD	PCT. RANK	GAMES	SCHEDULE	OF SCHEDULE	RPI	RPI	RPI	RPI
DIV. I ONLY	5- 2	74	5- 2	41	179	45	45	17	17	
DIV. I NON-CONF.	5- 2	74	5- 2	42	180	45	45	17	17	
TOTALS	RPI 1-25	RPI 26-50	W-L RECORDS	RPI 51-100	RPI 101-150	RPI 150+				
5- 2	0- 0	1- 0	OVERALL	0- 0	2- 2	2- 0				
3- 0	0- 0	1- 0	HOME	0- 0	0- 0	2- 0				
0- 1	0- 0	0- 0	AWAY	0- 0	0- 1	0- 0				
2- 1	0- 0	0- 0	NEUTRAL	0- 0	2- 1	0- 0				
5- 2	0- 0	1- 0	NON-CONFERENCE	0- 0	2- 2	2- 0				
3- 0	0- 0	1- 0	HOME	0- 0	0- 0	2- 0				
0- 1	0- 0	0- 0	AWAY	0- 0	0- 1	0- 0				
2- 1	0- 0	0- 0	NEUTRAL	0- 0	2- 1	0- 0				
0- 0	0- 0	0- 0	CONFERENCE	0- 0	0- 0	0- 0				
0- 0	0- 0	0- 0	HOME	0- 0	0- 0	0- 0				
0- 0	0- 0	0- 0	AWAY	0- 0	0- 0	0- 0				
0- 0	0- 0	0- 0	NEUTRAL	0- 0	0- 0	0- 0				

RPI 1-25				RPI 26-50				Team's RPI: 45				RPI 51-100				RPI 101+			
RPI	S	Opponent	Score	RPI	S	Opponent	Score	RPI	S	Opponent	Score	RPI	S	Opponent	Score	RPI	S	Opponent	Score
				40	H	George Washington	88 75									103	N	Ohio St.	83 90
																109	A	Auburn	69 72
																110	N	Wichita St.	56 39
																128	N	Clemson	86 61
																200	H	Southern Miss.	78 62
																288	H	FIU	97 49
LAST 12 Division I GAMES:																			
				128	N	Clemson	86 61					200	H	Southern Miss.	78 62				
				110	N	Wichita St.	56 39					103	N	Ohio St.	83 90				
				109	A	Auburn	69 72												
				288	H	FIU	97 49												
				40	H	George Washington	88 75												

Non-Div I Games: Ave Maria 102 54

FGCU

Average RPI Win:	227	WON-LOST	WINNING	LAST 10	STRENGTH OF	OPP. STRENGTH	TEAM	ADJ.	CONF.	ADJ CONF.
Average RPI Loss:	128	RECORD	PCT. RANK	GAMES	SCHEDULE	OF SCHEDULE	RPI	RPI	RPI	RPI
DIV. I ONLY	1- 5	292	1- 5	168	143	288	288	16	16	
DIV. I NON-CONF.	1- 5	290	1- 5	172	143	291	291	16	16	
TOTALS	RPI 1-25	RPI 26-50	W-L RECORDS	RPI 51-100	RPI 101-150	RPI 150+				
1- 5	0- 0	0- 1	OVERALL	0- 2	0- 0	1- 2				
1- 4	0- 0	0- 0	HOME	0- 2	0- 0	1- 2				
0- 1	0- 0	0- 1	AWAY	0- 0	0- 0	0- 0				
0- 0	0- 0	0- 0	NEUTRAL	0- 0	0- 0	0- 0				
1- 5	0- 0	0- 1	NON-CONFERENCE	0- 2	0- 0	1- 2				
1- 4	0- 0	0- 0	HOME	0- 2	0- 0	1- 2				
0- 1	0- 0	0- 1	AWAY	0- 0	0- 0	0- 0				
0- 0	0- 0	0- 0	NEUTRAL	0- 0	0- 0	0- 0				
0- 0	0- 0	0- 0	CONFERENCE	0- 0	0- 0	0- 0				
0- 0	0- 0	0- 0	HOME	0- 0	0- 0	0- 0				
0- 0	0- 0	0- 0	AWAY	0- 0	0- 0	0- 0				
0- 0	0- 0	0- 0	NEUTRAL	0- 0	0- 0	0- 0				

RPI S	Opponent	Score	RPI S	Opponent	Score	RPI S	Opponent	Score	RPI S	Opponent	Score	Team's RPI: 288
45	A FGCU	49	97	83	H Virginia	61	74	178	H Arizona	58	65	
				91	H Cleveland St.	65	73	227	H UCF	66	57	
								245	H Tennessee Tech	56	73	
LAST 12 Division I GAMES:												
227	H UCF	66	57	83	H Virginia	61	74	178	H Arizona	58	65	
				91	H Cleveland St.	65	73	227	H UCF	66	57	
				45	A FGCU	49	97	245	H Tennessee Tech	56	73	

Non-Div I Games:

FIU

Fairfield

Through Games Of Dec. 8, 2014

Average RPI Win:	178	WON-LOST	WINNING	LAST 10	STRENGTH OF	OPP. STRENGTH	TEAM	ADJ.	CONF.	ADJ CONF.
Average RPI Loss:	99	RECORD	PCT. RANK	GAMES	SCHEDULE	OF SCHEDULE	RPI	RPI	RPI	RPI
DIV. I ONLY	2- 6	269	2- 6	80	121	199	199	25	25	
DIV. I NON-CONF.	1- 5	290	1- 5	125	144	258	258	18	18	
TOTALS	RPI 1-25	RPI 26-50	W-L RECORDS	RPI 51-100	RPI 101-150	RPI 150+				
2- 6	0- 0	0- 1	OVERALL	0- 3	1- 0	1- 2				
1- 2	0- 0	0- 0	HOME	0- 1	0- 0	1- 1				
1- 2	0- 0	0- 1	AWAY	0- 0	1- 0	0- 1				
0- 2	0- 0	0- 0	NEUTRAL	0- 2	0- 0	0- 0				
1- 5	0- 0	0- 1	NON-CONFERENCE	0- 2	0- 0	1- 2				
1- 1	0- 0	0- 0	HOME	0- 0	0- 0	1- 1				
0- 2	0- 0	0- 1	AWAY	0- 0	0- 0	0- 1				
0- 2	0- 0	0- 0	NEUTRAL	0- 2	0- 0	0- 0				
1- 1	0- 0	0- 0	CONFERENCE	0- 1	1- 0	0- 0				
0- 1	0- 0	0- 0	HOME	0- 1	0- 0	0- 0				
1- 0	0- 0	0- 0	AWAY	0- 0	1- 0	0- 0				
0- 0	0- 0	0- 0	NEUTRAL	0- 0	0- 0	0- 0				

RPI 1-25				RPI 26-50				RPI 51-100				RPI 101+				Team's RPI: 199	
RPI	S	Opponent	Score	RPI	S	Opponent	Score	RPI	S	Opponent	Score	RPI	S	Opponent	Score		
				41	A	West Virginia	53 67	51	H	Quinnipiac	66 67	120	A	Siena	60 55		
								67	N	East Carolina	68 83	163	A	Hofstra	53 66		
								92	N	Marshall	55 68	181	H	Cornell	47 58		
												236	H	Butler	81 77		
LAST 12 Division I GAMES:																	
				120	A	Siena	60 55	51	H	Quinnipiac	66 67						
				41	A	West Virginia	53 67	67	N	East Carolina	68 83						
				181	H	Cornell	47 58										
				236	H	Butler	81 77										
				163	A	Hofstra	53 66										
				92	N	Marshall	55 68										

Non-Div I Games:

Fairfield

■ Loss,
 ■ Non-Conf,
 S Site,
 ■ Home
 ■ Away
 N Neutral

Average RPI Win:	243	WON-LOST	WINNING	LAST 10	STRENGTH OF	OPP. STRENGTH	TEAM	ADJ.	CONF.	ADJ CONF.
Average RPI Loss:	143	RECORD	PCT. RANK	GAMES	SCHEDULE	OF SCHEDULE	RPI	RPI	RPI	RPI
DIV. I ONLY	2- 5	253	2- 5	148	262	240	240	29	29	
DIV. I NON-CONF.	2- 5	251	2- 5	151	267	243	243	30	30	
TOTALS	RPI 1-25	RPI 26-50	W-L RECORDS	RPI 51-100	RPI 101-150	RPI 150+				
2- 5	0- 0	0- 1	OVERALL	0- 1	0- 0	2- 3				
1- 3	0- 0	0- 1	HOME	0- 1	0- 0	1- 1				
1- 2	0- 0	0- 0	AWAY	0- 0	0- 0	1- 2				
0- 0	0- 0	0- 0	NEUTRAL	0- 0	0- 0	0- 0				
2- 5	0- 0	0- 1	NON-CONFERENCE	0- 1	0- 0	2- 3				
1- 3	0- 0	0- 1	HOME	0- 1	0- 0	1- 1				
1- 2	0- 0	0- 0	AWAY	0- 0	0- 0	1- 2				
0- 0	0- 0	0- 0	NEUTRAL	0- 0	0- 0	0- 0				
0- 0	0- 0	0- 0	CONFERENCE	0- 0	0- 0	0- 0				
0- 0	0- 0	0- 0	HOME	0- 0	0- 0	0- 0				
0- 0	0- 0	0- 0	AWAY	0- 0	0- 0	0- 0				
0- 0	0- 0	0- 0	NEUTRAL	0- 0	0- 0	0- 0				

RPI 1-25				RPI 26-50				RPI 51-100				RPI 101+				Team's RPI: 240	
RPI	S	Opponent	Score	RPI	S	Opponent	Score	RPI	S	Opponent	Score	RPI	S	Opponent	Score		
				41	H	West Virginia	52 80	70	H	Bucknell	60 61	169	H	NJIT	64 68		
												194	H	Army	56 48		
												209	A	UMass Lowell	67 78		
												228	A	Monmouth	66 71		
												292	A	Manhattan	73 54		
LAST 12 Division I GAMES:																	
				169	H	NJIT	64 68	194	H	Army	56 48						
				292	A	Manhattan	73 54	41	H	West Virginia	52 80						
								209	A	UMass Lowell	67 78						
								228	A	Monmouth	66 71						
								70	H	Bucknell	60 61						

Non-Div I Games:

Fairleigh Dickinson

Average RPI Win:	168	WON-LOST	WINNING	LAST 10	STRENGTH OF	OPP. STRENGTH	TEAM	ADJ.	CONF.	ADJ CONF.
Average RPI Loss:	198	RECORD	PCT. RANK	GAMES	SCHEDULE	OF SCHEDULE	RPI	RPI	RPI	RPI
DIV. I ONLY	4- 2	90	2- 0	210	134	138	138	16	16	
DIV. I NON-CONF.	4- 2	91	2- 0	214	134	140	140	16	16	
TOTALS	RPI 1-25	RPI 26-50	W-L RECORDS	RPI 51-100	RPI 101-150	RPI 150+				
4- 2	0- 0	0- 0	OVERALL	1- 0	0- 0	3- 2				
3- 1	0- 0	0- 0	HOME	1- 0	0- 0	2- 1				
1- 1	0- 0	0- 0	AWAY	0- 0	0- 0	1- 0				
0- 0	0- 0	0- 0	NEUTRAL	0- 0	0- 0	0- 0				
4- 2	0- 0	0- 0	NON-CONFERENCE	1- 0	0- 0	3- 2				
3- 1	0- 0	0- 0	HOME	1- 0	0- 0	2- 1				
1- 1	0- 0	0- 0	AWAY	0- 0	0- 0	1- 1				
0- 0	0- 0	0- 0	NEUTRAL	0- 0	0- 0	0- 0				
0- 0	0- 0	0- 0	CONFERENCE	0- 0	0- 0	0- 0				
0- 0	0- 0	0- 0	HOME	0- 0	0- 0	0- 0				
0- 0	0- 0	0- 0	AWAY	0- 0	0- 0	0- 0				
0- 0	0- 0	0- 0	NEUTRAL	0- 0	0- 0	0- 0				

RPI 1-25			RPI 26-50			RPI 51-100			RPI 101+			Team's RPI: 138
RPI	S	Opponent	Score	RPI	S	Opponent	Score	RPI	S	Opponent	Score	
						91	H Cleveland St.	79 74				
									168	H Western Ill.	90 88	
									169	H NJIT	57 65	
									206	A Bethune-Cookman	88 68	
									208	H Northeastern	81 74	
									227	A UCF	74 94	
LAST 12 Division I GAMES:												
				208	H Northeastern	81 74			206	A Bethune-Cookman	88 68	
				168	H Western Ill.	90 88			227	A UCF	74 94	
				169	H NJIT	57 65						
				91	H Cleveland St.	79 74						

Non-Div I Games: Webber Int'l 111 76

Florida

Florida

Florida

Page 87

Average RPI Win:	280	WON-LOST	WINNING	LAST 10	STRENGTH OF	OPP. STRENGTH	TEAM	ADJ.	CONF.	ADJ CONF.
Average RPI Loss:	183	RECORD	PCT. RANK	GAMES	SCHEDULE	OF SCHEDULE	RPI	RPI	RPI	RPI
DIV. I ONLY	2- 4	238	2- 4	253	291	266	266	30	30	
DIV. I NON-CONF.	1- 4	281	1- 4	308	229	327	327	29	29	
TOTALS	RPI 1-25	RPI 26-50	W-L RECORDS	RPI 51-100	RPI 101-150	RPI 150+				
2- 4	0- 0	0- 0	OVERALL	0- 0	0- 1	2- 3				
0- 2	0- 0	0- 0	HOME	0- 0	0- 0	0- 2				
1- 2	0- 0	0- 0	AWAY	0- 0	0- 1	1- 1				
1- 0	0- 0	0- 0	NEUTRAL	0- 0	0- 0	1- 0				
1- 4	0- 0	0- 0	NON-CONFERENCE	0- 0	0- 1	1- 3				
0- 2	0- 0	0- 0	HOME	0- 0	0- 0	0- 2				
0- 2	0- 0	0- 0	AWAY	0- 0	0- 1	0- 1				
1- 0	0- 0	0- 0	NEUTRAL	0- 0	0- 0	1- 0				
1- 0	0- 0	0- 0	CONFERENCE	0- 0	0- 0	1- 0				
0- 0	0- 0	0- 0	HOME	0- 0	0- 0	0- 0				
1- 0	0- 0	0- 0	AWAY	0- 0	0- 0	1- 0				
0- 0	0- 0	0- 0	NEUTRAL	0- 0	0- 0	0- 0				

RPI 1-25			RPI 26-50			RPI 51-100			RPI 101+			Team's RPI: 266
RPI	S	Opponent	Score	RPI	S	Opponent	Score	RPI	S	Opponent	Score	
								106	A	Alabama	44	60
								191	H	Troy	59	65
								201	A	SMU	46	77
								233	H	Alabama St.	49	64
								275	N	Sam Houston St.	69	67
								284	A	South Carolina St.	55	50
LAST 12 Division I GAMES:												
				284	A	South Carolina St.	55 50	201	A	SMU	46	77
				275	N	Sam Houston St.	69 67	191	H	Troy	59	65
								233	H	Alabama St.	49	64
								106	A	Alabama	44	60

Non-Div I Games: Webber Int'l 52 41

Florida A&M

■ Loss,
 ■ Non-Conf, S Site,
 ■ Home
 ■ Away
 N Neutral

Average RPI Win:	161	WON-LOST	WINNING	LAST 10	STRENGTH OF	OPP. STRENGTH	TEAM	ADJ.	CONF.	ADJ CONF.
Average RPI Loss:	12	RECORD	PCT. RANK	GAMES	SCHEDULE	OF SCHEDULE	RPI	RPI	RPI	RPI
DIV. I ONLY	8- 1	16	8- 1	96	120	28	28	3	3	
DIV. I NON-CONF.	8- 1	16	8- 1	103	121	28	28	3	3	
TOTALS	RPI 1-25	RPI 26-50	W-L RECORDS	RPI 51-100	RPI 101-150	RPI 150+				
8- 1	0- 1	0- 0	OVERALL	2- 0	2- 0	4- 0				
3- 0	0- 0	0- 0	HOME	0- 0	0- 0	3- 0				
1- 0	0- 0	0- 0	AWAY	1- 0	0- 0	0- 0				
4- 1	0- 1	0- 0	NEUTRAL	1- 0	2- 0	1- 0				
8- 1	0- 1	0- 0	NON-CONFERENCE	2- 0	2- 0	4- 0				
3- 0	0- 0	0- 0	HOME	0- 0	0- 0	3- 0				
1- 0	0- 0	0- 0	AWAY	1- 0	0- 0	0- 0				
4- 1	0- 1	0- 0	NEUTRAL	1- 0	2- 0	1- 0				
0- 0	0- 0	0- 0	CONFERENCE	0- 0	0- 0	0- 0				
0- 0	0- 0	0- 0	HOME	0- 0	0- 0	0- 0				
0- 0	0- 0	0- 0	AWAY	0- 0	0- 0	0- 0				
0- 0	0- 0	0- 0	NEUTRAL	0- 0	0- 0	0- 0				

RPI 1-25				RPI 26-50		Team's RPI: 28		RPI 51-100				RPI 101+			
RPI	S	Opponent	Score	RPI	S	Opponent	Score	RPI	S	Opponent	Score	RPI	S	Opponent	Score
12	N	Washington	68 80					53	A	Purdue	67 64	115	N	Hartford	69 59
								63	N	Furman	94 63	149	N	Massachusetts	73 47
												170	H	Florida	77 51
												206	H	Bethune-Cookman	103 34
												216	H	UAB	92 62
												315	N	Eastern Ill.	91 55
LAST 12 Division I GAMES:															
				115	N	Hartford	69 59					170	H	Florida	77 51
				63	N	Furman	94 63					53	A	Purdue	67 64
				12	N	Washington	68 80					216	H	UAB	92 62
				149	N	Massachusetts	73 47								
				315	N	Eastern Ill.	91 55								
				206	H	Bethune-Cookman	103 34								

Non-Div I Games:

Florida St.

RPI 1-25				RPI 26-50				RPI 51-100				RPI 101+				Team's RPI: 143	
RPI	S	Opponent	Score	RPI	S	Opponent	Score	RPI	S	Opponent	Score	RPI	S	Opponent	Score		
				38	H	Seton Hall	43 56					117	A	Delaware	49 44		
				39	A	Syracuse	42 59					156	N	Incarnate Word	74 42		
												163	H	Hofstra	60 46		
												179	N	Drake	56 62		
												188	H	Iona	51 72		
												197	A	Temple	71 64		
												345	H	Mt. St. Mary's	61 37		
LAST 12 Division I GAMES:																	
				117	A	Delaware	49 44	156	N	Incarnate Word	74 42						
				163	H	Hofstra	60 46	345	H	Mt. St. Mary's	61 37						
				39	A	Syracuse	42 59	197	A	Temple	71 64						
				188	H	Iona	51 72	38	H	Seton Hall	43 56						
								179	N	Drake	56 62						

Fordham

Average RPI Win:	99	WON-LOST	WINNING	LAST 10	STRENGTH OF	OPP. STRENGTH	TEAM	ADJ.	CONF.	ADJ CONF.
Average RPI Loss:	24	RECORD	PCT. RANK	GAMES	SCHEDULE	OF SCHEDULE	RPI	RPI	RPI	RPI
DIV. I ONLY	3- 3	155	3- 3	3	53	8	8	23	23	
DIV. I NON-CONF.	3- 3	155	3- 3	4	54	8	8	24	24	
TOTALS	RPI 1-25	RPI 26-50	W-L RECORDS	RPI 51-100	RPI 101-150	RPI 150+				
3- 3	0- 1	1- 2	OVERALL	1- 0	0- 0	1- 0				
2- 0	0- 0	1- 0	HOME	0- 0	0- 0	1- 0				
1- 3	0- 1	0- 2	AWAY	1- 0	0- 0	0- 0				
0- 0	0- 0	0- 0	NEUTRAL	0- 0	0- 0	0- 0				
3- 3	0- 1	1- 2	NON-CONFERENCE	1- 0	0- 0	1- 0				
2- 0	0- 0	1- 0	HOME	0- 0	0- 0	1- 0				
1- 3	0- 1	0- 2	AWAY	1- 0	0- 0	0- 0				
0- 0	0- 0	0- 0	NEUTRAL	0- 0	0- 0	0- 0				
0- 0	0- 0	0- 0	CONFERENCE	0- 0	0- 0	0- 0				
0- 0	0- 0	0- 0	HOME	0- 0	0- 0	0- 0				
0- 0	0- 0	0- 0	AWAY	0- 0	0- 0	0- 0				
0- 0	0- 0	0- 0	NEUTRAL	0- 0	0- 0	0- 0				

RPI 1-25				RPI 26-50				RPI 51-100				RPI 101+			
RPI	S	Opponent	Score	RPI	S	Opponent	Score	RPI	S	Opponent	Score	RPI	S	Opponent	Score
4	A	Southern California	50 68	29	A	Bakersfield	60 80	62	A	San Diego	93 88	193	H	Cal Poly	67 56
				40	A	George Washington	64 73								
				43	H	UC Riverside	73 61								
LAST 12 Division I GAMES:															
				40	A	George Washington	64 73	29	A	Bakersfield	60 80				
				43	H	UC Riverside	73 61	62	A	San Diego	93 88				
								4	A	Southern California	50 68				
								193	H	Cal Poly	67 56				

Non-Div I Games: Cal St. Stanislaus 65 36

Fresno St.

Average RPI Win:	164	WON-LOST	WINNING	LAST 10	STRENGTH OF	OPP. STRENGTH	TEAM	ADJ.	CONF.	ADJ CONF.
Average RPI Loss:	56	RECORD	PCT. RANK	GAMES	SCHEDULE	OF SCHEDULE	RPI	RPI	RPI	RPI
DIV. I ONLY	6- 3	90	6- 3	95	34	63	63	22	22	
DIV. I NON-CONF.	6- 3	91	6- 3	101	35	66	66	23	23	
TOTALS	RPI 1-25	RPI 26-50	W-L RECORDS	RPI 51-100	RPI 101-150	RPI 150+				
6- 3	0- 1	0- 1	OVERALL	0- 0	2- 1	4- 0				
4- 0	0- 0	0- 0	HOME	0- 0	0- 0	4- 0				
1- 1	0- 0	0- 0	AWAY	0- 0	1- 1	0- 0				
1- 2	0- 1	0- 1	NEUTRAL	0- 0	1- 0	0- 0				
6- 3	0- 1	0- 1	NON-CONFERENCE	0- 0	2- 1	4- 0				
4- 0	0- 0	0- 0	HOME	0- 0	0- 0	4- 0				
1- 1	0- 0	0- 0	AWAY	0- 0	1- 1	0- 0				
1- 2	0- 1	0- 1	NEUTRAL	0- 0	1- 0	0- 0				
0- 0	0- 0	0- 0	CONFERENCE	0- 0	0- 0	0- 0				
0- 0	0- 0	0- 0	HOME	0- 0	0- 0	0- 0				
0- 0	0- 0	0- 0	AWAY	0- 0	0- 0	0- 0				
0- 0	0- 0	0- 0	NEUTRAL	0- 0	0- 0	0- 0				

RPI 1-25				RPI 26-50				RPI 51-100				Team's RPI: 63		RPI 101+			
RPI	S	Opponent	Score	RPI	S	Opponent	Score	RPI	S	Opponent	Score			RPI	S	Opponent	Score
12	N	Washington	69 101	28	N	Florida St.	63 94							115	N	Hartford	53 43
														126	A	Winthrop	73 55
														128	A	Clemson	69 79
														167	H	Davidson	67 60
														176	H	Appalachian St.	84 79
														177	H	San Diego St.	60 43
														225	H	Coastal Caro.	90 56
LAST 12 Division I GAMES:																	
				12	N	Washington	69 101					176	H	Appalachian St.	84 79		
				28	N	Florida St.	63 94					225	H	Coastal Caro.	90 56		
				115	N	Hartford	53 43					167	H	Davidson	67 60		
				128	A	Clemson	69 79										
				177	H	San Diego St.	60 43										
				126	A	Winthrop	73 55										

Non-Div I Games: North Greenville 75 50

Furman

Ga. Southern

Through Games Of Dec. 8, 2014

Average RPI Win:	302	WON-LOST	WINNING	LAST 10	STRENGTH OF	OPP. STRENGTH	TEAM	ADJ.	CONF.	ADJ CONF.
Average RPI Loss:	143	RECORD	PCT. RANK	GAMES	SCHEDULE	OF SCHEDULE	RPI	RPI	RPI	RPI
DIV. I ONLY	1- 5	292	1- 5	82	321	268	268	19	19	
DIV. I NON-CONF.	1- 5	290	1- 5	88	318	270	270	20	20	
TOTALS	RPI 1-25	RPI 26-50	W-L RECORDS	RPI 51-100	RPI 101-150	RPI 150+				
1- 5	0- 0	0- 0	OVERALL	0- 2	0- 2	1- 1				
1- 2	0- 0	0- 0	HOME	0- 1	0- 1	1- 0				
0- 3	0- 0	0- 0	AWAY	0- 1	0- 1	0- 1				
0- 0	0- 0	0- 0	NEUTRAL	0- 0	0- 0	0- 0				
1- 5	0- 0	0- 0	NON-CONFERENCE	0- 2	0- 2	1- 1				
1- 2	0- 0	0- 0	HOME	0- 1	0- 1	1- 0				
0- 3	0- 0	0- 0	AWAY	0- 1	0- 1	0- 1				
0- 0	0- 0	0- 0	NEUTRAL	0- 0	0- 0	0- 0				
0- 0	0- 0	0- 0	CONFERENCE	0- 0	0- 0	0- 0				
0- 0	0- 0	0- 0	HOME	0- 0	0- 0	0- 0				
0- 0	0- 0	0- 0	AWAY	0- 0	0- 0	0- 0				
0- 0	0- 0	0- 0	NEUTRAL	0- 0	0- 0	0- 0				

RPI 1-25				RPI 26-50				RPI 51-100				RPI 101+ Team's RPI: 268			
RPI	S	Opponent	Score	RPI	S	Opponent	Score	RPI	S	Opponent	Score	RPI	S	Opponent	Score
								64	A	Georgia	52 93	113	A	Jacksonville St.	52 78
								93	H	Mercer	61 84	121	H	Kennesaw St.	51 72
												302	H	Jacksonville	78 65
												322	A	Lipscomb	74 80
LAST 12 Division I GAMES:															
				322	A	Lipscomb	74 80					93	H	Mercer	61 84
												113	A	Jacksonville St.	52 78
												64	A	Georgia	52 93
												121	H	Kennesaw St.	51 72
												302	H	Jacksonville	78 65

Non-Div I Games: Toccoa Falls 84 36

Ga. Southern

■ Loss,
 ■ Non-Conf,
 ■ S Site,
 ■ H Home
 ■ A Away
 N Neutral

Average RPI Win:	312	WON-LOST	WINNING	LAST 10	STRENGTH OF	OPP. STRENGTH	TEAM	ADJ.	CONF.	ADJ CONF.
Average RPI Loss:	177	RECORD	PCT. RANK	GAMES	SCHEDULE	OF SCHEDULE	RPI	RPI	RPI	RPI
DIV. I ONLY	2- 5	253	2- 5	288	264	293	293	31	31	
DIV. I NON-CONF.	2- 4	233	2- 4	282	294	288	288	31	31	
TOTALS	RPI 1-25	RPI 26-50	W-L RECORDS	RPI 51-100	RPI 101-150	RPI 150+				
2- 5	0- 0	0- 0	OVERALL	0- 1	0- 1	2- 3				
1- 1	0- 0	0- 0	HOME	0- 0	0- 0	1- 1				
1- 4	0- 0	0- 0	AWAY	0- 1	0- 1	1- 2				
0- 0	0- 0	0- 0	NEUTRAL	0- 0	0- 0	0- 0				
2- 4	0- 0	0- 0	NON-CONFERENCE	0- 1	0- 0	2- 3				
1- 1	0- 0	0- 0	HOME	0- 0	0- 0	1- 1				
1- 3	0- 0	0- 0	AWAY	0- 1	0- 0	1- 2				
0- 0	0- 0	0- 0	NEUTRAL	0- 0	0- 0	0- 0				
0- 1	0- 0	0- 0	CONFERENCE	0- 0	0- 1	0- 0				
0- 0	0- 0	0- 0	HOME	0- 0	0- 0	0- 0				
0- 1	0- 0	0- 0	AWAY	0- 0	0- 1	0- 0				
0- 0	0- 0	0- 0	NEUTRAL	0- 0	0- 0	0- 0				

RPI 1-25				RPI 26-50				RPI 51-100				RPI 101+				Team's RPI: 293	
RPI	S	Opponent	Score	RPI	S	Opponent	Score	RPI	S	Opponent	Score	RPI	S	Opponent	Score		
								79	A	Indiana	54	115	148	A	Presbyterian	50	55
													167	H	Davidson	67	68
													176	A	Appalachian St.	69	77
													306	A	Wofford	65	60
													317	A	UNC Greensboro	60	76
													318	H	N.C. Central	73	53
LAST 12 Division I GAMES:																	
				317	A	UNC Greensboro	60	76		167	H	Davidson	67	68			
				148	A	Presbyterian	50	55		79	A	Indiana	54	115			
				306	A	Wofford	65	60									
				176	A	Appalachian St.	69	77									
				318	H	N.C. Central	73	53									

Non-Div I Games: Montreat 118 37

Gardner-Webb

Average RPI Win:	293	WON-LOST	WINNING	LAST 10	STRENGTH OF	OPP. STRENGTH	TEAM	ADJ.	CONF.	ADJ CONF.
Average RPI Loss:	165	RECORD	PCT. RANK	GAMES	SCHEDULE	OF SCHEDULE	RPI	RPI	RPI	RPI
DIV. I ONLY	5- 4	148	5- 4	342	165	316	316	8	8	
DIV. I NON-CONF.	5- 4	148	5- 4	343	164	315	315	8	8	
TOTALS	RPI 1-25	RPI 26-50	W-L RECORDS	RPI 51-100	RPI 101-150	RPI 150+				
5- 4	0- 0	0- 0	OVERALL	0- 0	0- 2	5- 2				
3- 2	0- 0	0- 0	HOME	0- 0	0- 1	3- 1				
1- 1	0- 0	0- 0	AWAY	0- 0	0- 0	1- 1				
1- 1	0- 0	0- 0	NEUTRAL	0- 0	0- 1	1- 0				
5- 4	0- 0	0- 0	NON-CONFERENCE	0- 0	0- 2	5- 2				
3- 2	0- 0	0- 0	HOME	0- 0	0- 1	3- 1				
1- 1	0- 0	0- 0	AWAY	0- 0	0- 0	1- 1				
1- 1	0- 0	0- 0	NEUTRAL	0- 0	0- 1	1- 0				
0- 0	0- 0	0- 0	CONFERENCE	0- 0	0- 0	0- 0				
0- 0	0- 0	0- 0	HOME	0- 0	0- 0	0- 0				
0- 0	0- 0	0- 0	AWAY	0- 0	0- 0	0- 0				
0- 0	0- 0	0- 0	NEUTRAL	0- 0	0- 0	0- 0				

RPI 1-25				RPI 26-50				RPI 51-100				RPI 101+				Team's RPI: 316	
RPI	S	Opponent	Score	RPI	S	Opponent	Score	RPI	S	Opponent	Score	RPI	S	Opponent	Score		
												104	N	Abilene Christian	86	88	
												108	H	Morehead St.	70	79	
												160	H	East Tenn. St.	71	84	
												203	H	Virginia Tech	77	69	
												289	A	Navy	79	84	
												296	N	Mississippi Val.	71	62	
												299	H	Col. of Charleston	71	61	
												320	A	Saint Francis (PA)	86	77	
												347	H	Delaware St.	110	91	
LAST 12 Division I GAMES:																	
				289	A	Navy	79	84	320	A	Saint Francis (PA)	86	77				
				299	H	Col. of Charleston	71	61	160	H	East Tenn. St.	71	84				
				347	H	Delaware St.	110	91	296	N	Mississippi Val.	71	62				
				108	H	Morehead St.	70	79	104	N	Abilene Christian	86	88				
				203	H	Virginia Tech	77	69									

Non-Div I Games:

George Mason

Loss, Non-Conf, S Site, H Home A Away N Neutral

George Washington

Through Games Of Dec. 8, 2014

Average RPI Win:	94	WON-LOST	WINNING	LAST 10	STRENGTH OF	OPP. STRENGTH	TEAM	ADJ.	CONF.	ADJ CONF.
Average RPI Loss:	50	RECORD	PCT. RANK	GAMES	SCHEDULE	OF SCHEDULE	RPI	RPI	RPI	RPI
DIV. I ONLY	5- 2	74	5- 2	97	2	40	40	8	8	
DIV. I NON-CONF.	5- 2	74	5- 2	104	2	40	40	8	8	
TOTALS	RPI 1-25	RPI 26-50	W-L RECORDS	RPI 51-100	RPI 101-150	RPI 150+				
5- 2	1- 0	0- 1	OVERALL	3- 1	0- 0	1- 0				
2- 1	1- 0	0- 0	HOME	0- 1	0- 0	1- 0				
1- 1	0- 0	0- 1	AWAY	1- 0	0- 0	0- 0				
2- 0	0- 0	0- 0	NEUTRAL	2- 0	0- 0	0- 0				
5- 2	1- 0	0- 1	NON-CONFERENCE	3- 1	0- 0	1- 0				
2- 1	1- 0	0- 0	HOME	0- 1	0- 0	1- 0				
1- 1	0- 0	0- 1	AWAY	1- 0	0- 0	0- 0				
2- 0	0- 0	0- 0	NEUTRAL	2- 0	0- 0	0- 0				
0- 0	0- 0	0- 0	CONFERENCE	0- 0	0- 0	0- 0				
0- 0	0- 0	0- 0	HOME	0- 0	0- 0	0- 0				
0- 0	0- 0	0- 0	AWAY	0- 0	0- 0	0- 0				
0- 0	0- 0	0- 0	NEUTRAL	0- 0	0- 0	0- 0				

RPI 1-25				RPI 26-50				Team's RPI: 40	RPI 51-100				RPI 101+			
RPI	S	Opponent	Score	RPI	S	Opponent	Score		RPI	S	Opponent	Score	RPI	S	Opponent	Score
8	H	Fresno St.	73 64	45	A	FGCU	75 88		53	N	Purdue	79 59	244	H	Grambling	89 51
									54	H	Maryland	65 75				
									77	N	North Carolina St.	74 66				
									86	A	American	63 52				
LAST 12 Division I GAMES:																
8	H	Fresno St.	73 64	53	N	Purdue	79 59		77	N	North Carolina St.	74 66				
				244	H	Grambling	89 51		54	H	Maryland	65 75				
				86	A	American	63 52		45	A	FGCU	75 88				

Non-Div I Games: Bowie St. 88 45

George Washington

■ Loss,
 ■ Non-Conf, S Site,
 ■ Home
 ■ Away
 N Neutral

Average RPI Win:	314	WON-LOST	WINNING	LAST 10	STRENGTH OF	OPP. STRENGTH	TEAM	ADJ.	CONF.	ADJ CONF.
Average RPI Loss:	158	RECORD	PCT. RANK	GAMES	SCHEDULE	OF SCHEDULE	RPI	RPI	RPI	RPI
DIV. I ONLY	2- 7	284	2- 7	200	218	291	291	14	14	
DIV. I NON-CONF.	2- 7	279	2- 7	206	221	294	294	14	14	
TOTALS	RPI 1-25	RPI 26-50	W-L RECORDS	RPI 51-100	RPI 101-150	RPI 150+				
2- 7	0- 1	0- 0	OVERALL	0- 1	0- 1	2- 4				
2- 1	0- 0	0- 0	HOME	0- 0	0- 0	2- 1				
0- 3	0- 1	0- 0	AWAY	0- 1	0- 0	0- 1				
0- 3	0- 0	0- 0	NEUTRAL	0- 0	0- 1	0- 2				
2- 7	0- 1	0- 0	NON-CONFERENCE	0- 1	0- 1	2- 4				
2- 1	0- 0	0- 0	HOME	0- 0	0- 0	2- 1				
0- 3	0- 1	0- 0	AWAY	0- 1	0- 0	0- 1				
0- 3	0- 0	0- 0	NEUTRAL	0- 0	0- 1	0- 2				
0- 0	0- 0	0- 0	CONFERENCE	0- 0	0- 0	0- 0				
0- 0	0- 0	0- 0	HOME	0- 0	0- 0	0- 0				
0- 0	0- 0	0- 0	AWAY	0- 0	0- 0	0- 0				
0- 0	0- 0	0- 0	NEUTRAL	0- 0	0- 0	0- 0				

RPI 1-25			RPI 26-50			RPI 51-100			RPI 101+			Team's RPI: 291
RPI	S	Opponent	Score	RPI	S	Opponent	Score	RPI	S	Opponent	Score	
13	A	Princeton	54 83					84	A	Kansas	42 55	
								106	N	Alabama	58 72	
								170	H	Florida	73 81	
								197	N	Temple	58 81	
								256	A	Richmond	57 65	
								282	N	Holy Cross	69 73	
								295	H	UMES	88 75	
								332	H	Loyola Maryland	71 44	
LAST 12 Division I GAMES:												
13	A	Princeton	54 83	332	H	Loyola Maryland	71 44					
282	N	Holy Cross	69 73	256	A	Richmond	57 65					
170	H	Florida	73 81	295	H	UMES	88 75					
84	A	Kansas	42 55									
106	N	Alabama	58 72									
197	N	Temple	58 81									

Non-Div I Games:

Georgetown

■ Loss,
 ■ Non-Conf,
 S Site,
 ■ Home
 ■ Away
 N Neutral

Average RPI Win:	188	WON-LOST	WINNING	LAST 10	STRENGTH OF	OPP. STRENGTH	TEAM	ADJ.	CONF.	ADJ CONF.
Average RPI Loss:	0	RECORD	PCT. RANK	GAMES	SCHEDULE	OF SCHEDULE	RPI	RPI	RPI	RPI
DIV. I ONLY	10- 0	1	10- 0	301	24	64	64	2	2	
DIV. I NON-CONF.	10- 0	1	10- 0	302	25	67	67	2	2	
TOTALS	RPI 1-25	RPI 26-50	W-L RECORDS	RPI 51-100	RPI 101-150	RPI 150+				
10- 0	0- 0	0- 0	OVERALL	2- 0	2- 0	6- 0				
6- 0	0- 0	0- 0	HOME	1- 0	0- 0	5- 0				
4- 0	0- 0	0- 0	AWAY	1- 0	2- 0	1- 0				
0- 0	0- 0	0- 0	NEUTRAL	0- 0	0- 0	0- 0				
10- 0	0- 0	0- 0	NON-CONFERENCE	2- 0	2- 0	6- 0				
6- 0	0- 0	0- 0	HOME	1- 0	0- 0	5- 0				
4- 0	0- 0	0- 0	AWAY	1- 0	2- 0	1- 0				
0- 0	0- 0	0- 0	NEUTRAL	0- 0	0- 0	0- 0				
0- 0	0- 0	0- 0	CONFERENCE	0- 0	0- 0	0- 0				
0- 0	0- 0	0- 0	HOME	0- 0	0- 0	0- 0				
0- 0	0- 0	0- 0	AWAY	0- 0	0- 0	0- 0				
0- 0	0- 0	0- 0	NEUTRAL	0- 0	0- 0	0- 0				

RPI 1-25				RPI 26-50				RPI 51-100				Team's RPI: 64	RPI 101+			
RPI	S	Opponent	Score	RPI	S	Opponent	Score	RPI	S	Opponent	Score		RPI	S	Opponent	Score
								88	H	Michigan St.	69 60		103	A	Ohio St.	67 59
								93	A	Mercer	68 49		124	A	Georgia Tech	64 57
													155	H	TCU	62 53
													239	H	Colgate	66 35
													245	A	Tennessee Tech	74 51
													268	H	Ga. Southern	93 52
													278	H	Coppin St.	49 29
													290	H	Morgan St.	68 36
LAST 12 Division I GAMES:																
				245	A	Tennessee Tech	74 51	88	H	Michigan St.	69 60					
				239	H	Colgate	66 35	93	A	Mercer	68 49					
				268	H	Ga. Southern	93 52	278	H	Coppin St.	49 29					
				124	A	Georgia Tech	64 57	290	H	Morgan St.	68 36					
				103	A	Ohio St.	67 59									
				155	H	TCU	62 53									

Non-Div I Games:

Georgia

Average RPI Win: 211		WON-LOST	WINNING	LAST 10	STRENGTH OF	OPP. STRENGTH	TEAM	ADJ.	CONF.	ADJ CONF.
Average RPI Loss: 122		RECORD	PCT. RANK	GAMES	SCHEDULE	OF SCHEDULE	RPI	RPI	RPI	RPI
DIV. I ONLY		2- 3	210	2- 3	88	292	186	186	19	19
DIV. I NON-CONF.		2- 3	206	2- 3	93	293	188	188	20	20
TOTALS		RPI 1-25	RPI 26-50	W-L RECORDS	RPI 51-100	RPI 101-150	RPI 150+			
2- 3	0- 0		0- 0	OVERALL	0- 0	0- 3	2- 0			
1- 2	0- 0		0- 0	HOME	0- 0	0- 2	1- 0			
1- 1	0- 0		0- 0	AWAY	0- 0	0- 1	1- 0			
0- 0	0- 0		0- 0	NEUTRAL	0- 0	0- 0	0- 0			
2- 3	0- 0		0- 0	NON-CONFERENCE	0- 0	0- 3	2- 0			
1- 2	0- 0		0- 0	HOME	0- 0	0- 2	1- 0			
1- 1	0- 0		0- 0	AWAY	0- 0	0- 1	1- 0			
0- 0	0- 0		0- 0	NEUTRAL	0- 0	0- 0	0- 0			
0- 0	0- 0		0- 0	CONFERENCE	0- 0	0- 0	0- 0			
0- 0	0- 0		0- 0	HOME	0- 0	0- 0	0- 0			
0- 0	0- 0		0- 0	AWAY	0- 0	0- 0	0- 0			
0- 0	0- 0		0- 0	NEUTRAL	0- 0	0- 0	0- 0			

RPI 1-25				RPI 26-50				RPI 51-100				RPI 101+				Team's RPI: 186	
RPI	S	Opponent	Score	RPI	S	Opponent	Score	RPI	S	Opponent	Score	RPI	S	Opponent	Score		
												108	A	Morehead St.	72	74	
												121	H	Kennesaw St.	64	73	
												137	H	Liberty	71	73	
												207	A	North Florida	72	59	
												215	H	Samford	61	56	
LAST 12 Division I GAMES:																	
												108	A	Morehead St.	72	74	
												121	H	Kennesaw St.	64	73	
												137	H	Liberty	71	73	
												215	H	Samford	61	56	
												207	A	North Florida	72	59	

Non-Div I Games:	Thomas (GA)	101	55
------------------	-------------	-----	----

Georgia St.

■ Loss, ■ Non-Conf, S Site, H Home A Away N Neutral

Average RPI Win:	225	WON-LOST	WINNING	LAST 10	STRENGTH OF	OPP. STRENGTH	TEAM	ADJ.	CONF.	ADJ CONF.
Average RPI Loss:	60	RECORD	PCT. RANK	GAMES	SCHEDULE	OF SCHEDULE	RPI	RPI	RPI	RPI
DIV. I ONLY	5- 4	148	0- 1	130	171	124	124	3	3	
DIV. I NON-CONF.	5- 4	148	0- 1	134	171	128	128	3	3	
TOTALS	RPI 1-25	RPI 26-50	W-L RECORDS	RPI 51-100	RPI 101-150	RPI 150+				
5- 4	0- 1	0- 0	OVERALL	0- 3	1- 0	4- 0				
3- 1	0- 0	0- 0	HOME	0- 1	1- 0	2- 0				
1- 1	0- 0	0- 0	AWAY	0- 1	0- 0	1- 0				
1- 2	0- 1	0- 0	NEUTRAL	0- 1	0- 0	1- 0				
5- 4	0- 1	0- 0	NON-CONFERENCE	0- 3	1- 0	4- 0				
3- 1	0- 0	0- 0	HOME	0- 1	1- 0	2- 0				
1- 1	0- 0	0- 0	AWAY	0- 1	0- 0	1- 0				
1- 2	0- 1	0- 0	NEUTRAL	0- 1	0- 0	1- 0				
0- 0	0- 0	0- 0	CONFERENCE	0- 0	0- 0	0- 0				
0- 0	0- 0	0- 0	HOME	0- 0	0- 0	0- 0				
0- 0	0- 0	0- 0	AWAY	0- 0	0- 0	0- 0				
0- 0	0- 0	0- 0	NEUTRAL	0- 0	0- 0	0- 0				

RPI 1-25				RPI 26-50				RPI 51-100				RPI 101+				Team's RPI: 124	
RPI	S	Opponent	Score	RPI	S	Opponent	Score	RPI	S	Opponent	Score	RPI	S	Opponent	Score		
5	N	Green Bay	50 71					64	H	Georgia	57 64	121	H	Kennesaw St.	77 48		
								82	N	Minnesota	69 72	221	A	Loyola Chicago	92 57		
								88	A	Michigan St.	73 79	244	H	Grambling	97 64		
												247	N	Villanova	71 63		
												290	H	Morgan St.	105 76		
LAST 12 Division I GAMES:																	
		82	N	Minnesota	69	72				121	H	Kennesaw St.	77	48			
		88	A	Michigan St.	73	79				290	H	Morgan St.	105	76			
		247	N	Villanova	71	63				221	A	Loyola Chicago	92	57			
		5	N	Green Bay	50	71											
		244	H	Grambling	97	64											
		64	H	Georgia	57	64											

Non-Div I Games:

Georgia Tech

Gonzaga

Through Games Of Dec. 8, 2014

Average RPI Win:	176	WON-LOST	WINNING	LAST 10	STRENGTH OF	OPP. STRENGTH	TEAM	ADJ.	CONF.	ADJ CONF.
Average RPI Loss:	59	RECORD	PCT. RANK	GAMES	SCHEDULE	OF SCHEDULE	RPI	RPI	RPI	RPI
DIV. I ONLY	5- 2	74	1- 0	229	18	105	105	6	6	
DIV. I NON-CONF.	5- 2	74	1- 0	232	18	107	107	6	6	
TOTALS	RPI 1-25	RPI 26-50	W-L RECORDS	RPI 51-100	RPI 101-150	RPI 150+				
5- 2	0- 0	0- 1	OVERALL	1- 1	1- 0	3- 0				
3- 0	0- 0	0- 0	HOME	1- 0	0- 0	2- 0				
2- 0	0- 0	0- 0	AWAY	0- 0	1- 0	1- 0				
0- 2	0- 0	0- 1	NEUTRAL	0- 1	0- 0	0- 0				
5- 2	0- 0	0- 1	NON-CONFERENCE	1- 1	1- 0	3- 0				
3- 0	0- 0	0- 0	HOME	1- 0	0- 0	2- 0				
2- 0	0- 0	0- 0	AWAY	0- 0	1- 0	1- 0				
0- 2	0- 0	0- 1	NEUTRAL	0- 1	0- 0	0- 0				
0- 0	0- 0	0- 0	CONFERENCE	0- 0	0- 0	0- 0				
0- 0	0- 0	0- 0	HOME	0- 0	0- 0	0- 0				
0- 0	0- 0	0- 0	AWAY	0- 0	0- 0	0- 0				
0- 0	0- 0	0- 0	NEUTRAL	0- 0	0- 0	0- 0				

RPI S	Opponent	Score	RPI S	Opponent	Score	RPI S	Opponent	Score	RPI S	Opponent	Score	Team's RPI: 105
31 N	Iowa	67 79	59 H	Dayton	75 65	118 A	Montana St.	89 60	164 A	Eastern Wash.	61 60	
			86 N	American	56 59	264 H	Portland St.	73 41	277 H	Idaho St.	88 63	
LAST 12 Division I GAMES:												
86 N	American	56 59	264 H	Portland St.	73 41							
118 A	Montana St.	89 60	164 A	Eastern Wash.	61 60							
277 H	Idaho St.	88 63	31 N	Iowa	67 79							
59 H	Dayton	75 65										

Non-Div I Games:

Gonzaga

■ Loss,
 ■ Non-Conf, S Site,
 ■ Home
 ■ Away
 N Neutral

Grambling

Through Games Of Dec. 8, 2014

Average RPI Win:	214	WON-LOST	WINNING	LAST 10	STRENGTH OF	OPP. STRENGTH	TEAM	ADJ.	CONF.	ADJ CONF.
Average RPI Loss:	126	RECORD	PCT. RANK	GAMES	SCHEDULE	OF SCHEDULE	RPI	RPI	RPI	RPI
DIV. I ONLY	1- 5	292	1- 5	126	175	244	244	32	32	
DIV. I NON-CONF.	1- 5	290	1- 5	130	175	247	247	32	32	
TOTALS	RPI 1-25	RPI 26-50	W-L RECORDS	RPI 51-100	RPI 101-150	RPI 150+				
1- 5	0- 0	0- 1	OVERALL	0- 0	0- 2	1- 2				
1- 0	0- 0	0- 0	HOME	0- 0	0- 0	1- 0				
0- 5	0- 0	0- 1	AWAY	0- 0	0- 2	0- 2				
0- 0	0- 0	0- 0	NEUTRAL	0- 0	0- 0	0- 0				
1- 5	0- 0	0- 1	NON-CONFERENCE	0- 0	0- 2	1- 2				
1- 0	0- 0	0- 0	HOME	0- 0	0- 0	1- 0				
0- 5	0- 0	0- 1	AWAY	0- 0	0- 2	0- 2				
0- 0	0- 0	0- 0	NEUTRAL	0- 0	0- 0	0- 0				
0- 0	0- 0	0- 0	CONFERENCE	0- 0	0- 0	0- 0				
0- 0	0- 0	0- 0	HOME	0- 0	0- 0	0- 0				
0- 0	0- 0	0- 0	AWAY	0- 0	0- 0	0- 0				
0- 0	0- 0	0- 0	NEUTRAL	0- 0	0- 0	0- 0				

RPI 1-25			RPI 26-50			RPI 51-100			RPI 101+			Team's RPI: 244
RPI	S	Opponent	Score	RPI	S	Opponent	Score	RPI	S	Opponent	Score	
				40	A	George Washington	51 89					
								109	A	Auburn	42 92	
								124	A	Georgia Tech	64 97	
								178	A	Arizona	51 65	
								180	A	Ole Miss	67 92	
								214	H	Northwestern St.	44 41	
LAST 12 Division I GAMES:												
214	H	Northwestern St.	44 41	124	A	Georgia Tech	64 97					
178	A	Arizona	51 65	40	A	George Washington	51 89					
				109	A	Auburn	42 92					
				180	A	Ole Miss	67 92					

Non-Div I Games: LSU-Shreveport 67 58 Tougaloo 98 59

Grambling

■ Loss,
 ■ Non-Conf,
 ■ S Site,
 ■ H Home
 ■ A Away
 N Neutral

Average RPI Win: 300		WON-LOST	WINNING	LAST 10	STRENGTH OF	OPP. STRENGTH	TEAM	ADJ.	CONF.	ADJ CONF.
Average RPI Loss: 286		RECORD	PCT. RANK	GAMES	SCHEDULE	OF SCHEDULE	RPI	RPI	RPI	RPI
DIV. I ONLY		1- 5	292	1- 5	349	240	348	348	33	33
DIV. I NON-CONF.		1- 5	290	1- 5	349	244	349	349	33	33
TOTALS	RPI 1-25	RPI 26-50		W-L RECORDS		RPI 51-100	RPI 101-150	RPI 150+		
1- 5	0- 0	0- 0		OVERALL		0- 0	0- 0	1- 5		
1- 2	0- 0	0- 0		HOME		0- 0	0- 0	1- 2		
0- 2	0- 0	0- 0		AWAY		0- 0	0- 0	0- 2		
0- 1	0- 0	0- 0		NEUTRAL		0- 0	0- 0	0- 1		
1- 5	0- 0	0- 0		NON-CONFERENCE		0- 0	0- 0	1- 5		
1- 2	0- 0	0- 0		HOME		0- 0	0- 0	1- 2		
0- 2	0- 0	0- 0		AWAY		0- 0	0- 0	0- 2		
0- 1	0- 0	0- 0		NEUTRAL		0- 0	0- 0	0- 1		
0- 0	0- 0	0- 0		CONFERENCE		0- 0	0- 0	0- 0		
0- 0	0- 0	0- 0		HOME		0- 0	0- 0	0- 0		
0- 0	0- 0	0- 0		AWAY		0- 0	0- 0	0- 0		
0- 0	0- 0	0- 0		NEUTRAL		0- 0	0- 0	0- 0		

RPI 1-25				RPI 26-50				RPI 51-100				RPI 101+				Team's RPI: 348	
RPI	S	Opponent	Score	RPI	S	Opponent	Score	RPI	S	Opponent	Score	RPI	S	Opponent	Score		
												253	H	Nevada	52	64	
												257	N	Northern Ky.	45	52	
												289	A	Navy	51	60	
												300	H	New Orleans	59	57	
												304	H	UC Irvine	53	54	
												329	A	Austin Peay	77	84	
LAST 12 Division I GAMES:																	
				289	A	Navy	51	60	253	H	Nevada	52	64				
				257	N	Northern Ky.	45	52	300	H	New Orleans	59	57				
				329	A	Austin Peay	77	84									
				304	H	UC Irvine	53	54									

Non-Div I Games:	Western St.	76	52
------------------	-------------	----	----

Grand Canyon

■ Loss, ■ Non-Conf, S Site, H Home A Away N Neutral

Average RPI Win:	99	WON-LOST	WINNING	LAST 10	STRENGTH OF	OPP. STRENGTH	TEAM	ADJ.	CONF.	ADJ CONF.
Average RPI Loss:	20	RECORD	PCT. RANK	GAMES	SCHEDULE	OF SCHEDULE	RPI	RPI	RPI	RPI
DIV. I ONLY	6- 2	55	0- 1	17	9	5	5	7	7	
DIV. I NON-CONF.	6- 2	55	0- 1	19	9	5	5	7	7	
TOTALS	RPI 1-25	RPI 26-50	W-L RECORDS	RPI 51-100	RPI 101-150	RPI 150+				
6- 2	1- 1	0- 1	OVERALL	3- 0	1- 0	1- 0				
2- 0	0- 0	0- 0	HOME	2- 0	0- 0	0- 0				
2- 1	0- 0	0- 1	AWAY	1- 0	0- 0	1- 0				
2- 1	1- 1	0- 0	NEUTRAL	0- 0	1- 0	0- 0				
6- 2	1- 1	0- 1	NON-CONFERENCE	3- 0	1- 0	1- 0				
2- 0	0- 0	0- 0	HOME	2- 0	0- 0	0- 0				
2- 1	0- 0	0- 1	AWAY	1- 0	0- 0	1- 0				
2- 1	1- 1	0- 0	NEUTRAL	0- 0	1- 0	0- 0				
0- 0	0- 0	0- 0	CONFERENCE	0- 0	0- 0	0- 0				
0- 0	0- 0	0- 0	HOME	0- 0	0- 0	0- 0				
0- 0	0- 0	0- 0	AWAY	0- 0	0- 0	0- 0				
0- 0	0- 0	0- 0	NEUTRAL	0- 0	0- 0	0- 0				

RPI	S	Opponent	Score	RPI	S	Opponent	Score	RPI	S	Opponent	Score	RPI	S	Opponent	Score
2	N	Arizona St.	63 57	37	A	Vanderbilt	64 68	53	A	Purdue	81 78	124	N	Georgia Tech	71 50
3	N	UConn	53 89					76	H	Western Mich.	70 55	250	A	Marquette	94 66
								87	H	Duquesne	84 52				
LAST 12 Division I GAMES:															
3	N	UConn	53 89	2	N	Arizona St.	63 57	124	N	Georgia Tech	71 50	87	H	Duquesne	84 52
76	H	Western Mich.	70 55	53	A	Purdue	81 78	37	A	Vanderbilt	64 68	250	A	Marquette	94 66

Non-Div I Games:

Green Bay

Average RPI Win:	216	WON-LOST	WINNING	LAST 10	STRENGTH OF	OPP. STRENGTH	TEAM	ADJ.	CONF.	ADJ CONF.
Average RPI Loss:	52	RECORD	PCT. RANK	GAMES	SCHEDULE	OF SCHEDULE	RPI	RPI	RPI	RPI
DIV. I ONLY	3- 5	221	3- 5	12	157	61	61	30	30	
DIV. I NON-CONF.	2- 5	251	2- 5	2	179	31	31	29	29	
TOTALS	RPI 1-25	RPI 26-50	W-L RECORDS	RPI 51-100	RPI 101-150	RPI 150+				
3- 5	0- 0	0- 2	OVERALL	0- 3	1- 0	2- 0				
1- 1	0- 0	0- 0	HOME	0- 1	0- 0	1- 0				
2- 4	0- 0	0- 2	AWAY	0- 2	1- 0	1- 0				
0- 0	0- 0	0- 0	NEUTRAL	0- 0	0- 0	0- 0				
2- 5	0- 0	0- 2	NON-CONFERENCE	0- 3	1- 0	1- 0				
0- 1	0- 0	0- 0	HOME	0- 1	0- 0	0- 0				
2- 4	0- 0	0- 2	AWAY	0- 2	1- 0	1- 0				
0- 0	0- 0	0- 0	NEUTRAL	0- 0	0- 0	0- 0				
1- 0	0- 0	0- 0	CONFERENCE	0- 0	0- 0	1- 0				
1- 0	0- 0	0- 0	HOME	0- 0	0- 0	1- 0				
0- 0	0- 0	0- 0	AWAY	0- 0	0- 0	0- 0				
0- 0	0- 0	0- 0	NEUTRAL	0- 0	0- 0	0- 0				

RPI 1-25				RPI 26-50				RPI 51-100				Team's RPI: 61	RPI 101+			
RPI	S	Opponent	Score	RPI	S	Opponent	Score	RPI	S	Opponent	Score	RPI	S	Opponent	Score	
				33	A	Northwestern	36 62	51	A	Quinnipiac	59 87	102	A	Penn	58 43	
				44	A	Lehigh	67 85	58	A	Kansas St.	46 66	256	A	Richmond	64 53	
								73	H	Washington St.	60 74	290	H	Morgan St.	63 43	
LAST 12 Division I GAMES:																
				290	H	Morgan St.	63 43	51	A	Quinnipiac	59 87					
				256	A	Richmond	64 53	33	A	Northwestern	36 62					
				102	A	Penn	58 43									
				44	A	Lehigh	67 85									
				73	H	Washington St.	60 74									
				58	A	Kansas St.	46 66									

Non-Div I Games:

Hampton

■ Loss,
 ■ Non-Conf, S Site,
 ■ Home
 ■ Away
 N Neutral

Average RPI Win:	207	WON-LOST	WINNING	LAST 10	STRENGTH OF	OPP. STRENGTH	TEAM	ADJ.	CONF.	ADJ CONF.
Average RPI Loss:	58	RECORD	PCT. RANK	GAMES	SCHEDULE	OF SCHEDULE	RPI	RPI	RPI	RPI
DIV. I ONLY	3- 6	238	3- 6	36	124	115	115	27	27	
DIV. I NON-CONF.	3- 6	233	3- 6	38	123	117	117	27	27	
TOTALS	RPI 1-25	RPI 26-50	W-L RECORDS	RPI 51-100	RPI 101-150	RPI 150+				
3- 6	0- 1	0- 2	OVERALL	0- 2	0- 1	3- 0				
1- 1	0- 0	0- 1	HOME	0- 0	0- 0	1- 0				
2- 2	0- 0	0- 0	AWAY	0- 1	0- 1	2- 0				
0- 3	0- 1	0- 1	NEUTRAL	0- 1	0- 0	0- 0				
3- 6	0- 1	0- 2	NON-CONFERENCE	0- 2	0- 1	3- 0				
1- 1	0- 0	0- 1	HOME	0- 0	0- 0	1- 0				
2- 2	0- 0	0- 0	AWAY	0- 1	0- 1	2- 0				
0- 3	0- 1	0- 1	NEUTRAL	0- 1	0- 0	0- 0				
0- 0	0- 0	0- 0	CONFERENCE	0- 0	0- 0	0- 0				
0- 0	0- 0	0- 0	HOME	0- 0	0- 0	0- 0				
0- 0	0- 0	0- 0	AWAY	0- 0	0- 0	0- 0				
0- 0	0- 0	0- 0	NEUTRAL	0- 0	0- 0	0- 0				

RPI 1-25			RPI 26-50			RPI 51-100			RPI 101+			Team's RPI: 115
RPI	S	Opponent	Score	RPI	S	Opponent	Score	RPI	S	Opponent	Score	
12	N	Washington	70 81	28	N	Florida St.	59 69	63	N	Furman	43 53	132 A Dartmouth 43 49
				47	H	Boston College	61 73	66	A	Lafayette	59 74	154 A Central Conn. St. 75 63
												181 A Cornell 48 46
												285 H Providence 57 54
LAST 12 Division I GAMES:												
63	N	Furman	43 53	47	H	Boston College	61 73	132	A	Dartmouth	43 49	
66	A	Lafayette	59 74	28	N	Florida St.	59 69	12	N	Washington	70 81	
285	H	Providence	57 54									
154	A	Central Conn. St.	75 63									
181	A	Cornell	48 46									

Non-Div I Games:

Hartford

■ Loss,
 ■ Non-Conf,
 ■ S Site,
 ■ H Home
 ■ A Away
 N Neutral

Average RPI Win:	180	WON-LOST	WINNING	LAST 10	STRENGTH OF	OPP. STRENGTH	TEAM	ADJ.	CONF.	ADJ CONF.
Average RPI Loss:	164	RECORD	PCT. RANK	GAMES	SCHEDULE	OF SCHEDULE	RPI	RPI	RPI	RPI
DIV. I ONLY	4- 4	155	4- 4	241	72	159	159	10	10	
DIV. I NON-CONF.	4- 4	155	4- 4	245	72	160	160	10	10	
TOTALS	RPI 1-25	RPI 26-50	W-L RECORDS	RPI 51-100	RPI 101-150	RPI 150+				
4- 4	0- 1	0- 0	OVERALL	1- 0	1- 0	2- 3				
1- 0	0- 0	0- 0	HOME	0- 0	0- 0	1- 0				
1- 3	0- 1	0- 0	AWAY	0- 0	1- 0	0- 2				
2- 1	0- 0	0- 0	NEUTRAL	1- 0	0- 0	1- 1				
4- 4	0- 1	0- 0	NON-CONFERENCE	1- 0	1- 0	2- 3				
1- 0	0- 0	0- 0	HOME	0- 0	0- 0	1- 0				
1- 3	0- 1	0- 0	AWAY	0- 0	1- 0	0- 2				
2- 1	0- 0	0- 0	NEUTRAL	1- 0	0- 0	1- 1				
0- 0	0- 0	0- 0	CONFERENCE	0- 0	0- 0	0- 0				
0- 0	0- 0	0- 0	HOME	0- 0	0- 0	0- 0				
0- 0	0- 0	0- 0	AWAY	0- 0	0- 0	0- 0				
0- 0	0- 0	0- 0	NEUTRAL	0- 0	0- 0	0- 0				

RPI 1-25				RPI 26-50				RPI 51-100				RPI 101+ Team's RPI: 159			
RPI	S	Opponent	Score	RPI	S	Opponent	Score	RPI	S	Opponent	Score	RPI	S	Opponent	Score
6	A	Notre Dame	43 97					51	N	Quinnipiac	87 83	149	A	Massachusetts	75 62
												165	A	Maine	46 65
												197	N	Temple	69 81
												239	H	Colgate	68 53
												282	N	Holy Cross	79 76
												286	A	Boston U.	62 63
LAST 12 Division I GAMES:															
165	A	Maine	46 65	149	A	Massachusetts	75 62								
239	H	Colgate	68 53	197	N	Temple	69 81								
				282	N	Holy Cross	79 76								
				6	A	Notre Dame	43 97								
				51	N	Quinnipiac	87 83								
				286	A	Boston U.	62 63								

Non-Div I Games:

Harvard

Average RPI Win:	244	WON-LOST	WINNING	LAST 10	STRENGTH OF	OPP. STRENGTH	TEAM	ADJ.	CONF.	ADJ CONF.
Average RPI Loss:	36	RECORD	PCT. RANK	GAMES	SCHEDULE	OF SCHEDULE	RPI	RPI	RPI	RPI
DIV. I ONLY	4- 4	155	1- 0	89	113	131	131	11	11	
DIV. I NON-CONF.	4- 4	155	1- 0	94	114	133	133	11	11	
TOTALS	RPI 1-25	RPI 26-50	W-L RECORDS	RPI 51-100	RPI 101-150	RPI 150+				
4- 4	0- 3	0- 0	OVERALL	0- 0	0- 1	4- 0				
2- 4	0- 3	0- 0	HOME	0- 0	0- 1	2- 0				
2- 0	0- 0	0- 0	AWAY	0- 0	0- 0	2- 0				
0- 0	0- 0	0- 0	NEUTRAL	0- 0	0- 0	0- 0				
4- 4	0- 3	0- 0	NON-CONFERENCE	0- 0	0- 1	4- 0				
2- 4	0- 3	0- 0	HOME	0- 0	0- 1	2- 0				
2- 0	0- 0	0- 0	AWAY	0- 0	0- 0	2- 0				
0- 0	0- 0	0- 0	NEUTRAL	0- 0	0- 0	0- 0				
0- 0	0- 0	0- 0	CONFERENCE	0- 0	0- 0	0- 0				
0- 0	0- 0	0- 0	HOME	0- 0	0- 0	0- 0				
0- 0	0- 0	0- 0	AWAY	0- 0	0- 0	0- 0				
0- 0	0- 0	0- 0	NEUTRAL	0- 0	0- 0	0- 0				

RPI	S	Opponent	Score
7	H	North Carolina	65 74
16	H	California	72 79
21	H	Stanford	73 86

RPI	S	Opponent	Score
-----	---	----------	-------

RPI	S	Opponent	Score
-----	---	----------	-------

RPI	S	Opponent	Score
101	H	Pacific	61 69
161	A	Colorado St.	63 58
190	H	Prairie View	72 58
287	H	UNLV	79 70
337	A	Denver	60 58

LAST 12 Division I GAMES:

190	H	Prairie View	72	58	16	H	California	72	79
101	H	Pacific	61	69	337	A	Denver	60	58
7	H	North Carolina	65	74	161	A	Colorado St.	63	58
21	H	Stanford	73	86					
287	H	UNLV	79	70					

H
a
w
a
i
iH
a
w
a
i
i

Non-Div I Games:

Hawaii

Average RPI Win:	199	WON-LOST	WINNING	LAST 10	STRENGTH OF	OPP. STRENGTH	TEAM	ADJ.	CONF.	ADJ CONF.
Average RPI Loss:	135	RECORD	PCT. RANK	GAMES	SCHEDULE	OF SCHEDULE	RPI	RPI	RPI	RPI
DIV. I ONLY	5- 3	109	1- 1	204	176	139	139	31	31	
DIV. I NON-CONF.	3- 3	155	0- 1	127	200	134	134	31	31	
TOTALS	RPI 1-25	RPI 26-50	W-L RECORDS	RPI 51-100	RPI 101-150	RPI 150+				
5- 3	0- 0	0- 0	OVERALL	1- 1	2- 0	2- 2				
5- 0	0- 0	0- 0	HOME	1- 0	2- 0	2- 0				
0- 3	0- 0	0- 0	AWAY	0- 0	0- 0	0- 0				
0- 0	0- 0	0- 0	NEUTRAL	0- 0	0- 0	0- 0				
3- 3	0- 0	0- 0	NON-CONFERENCE	1- 1	1- 0	1- 2				
3- 0	0- 0	0- 0	HOME	1- 0	1- 0	1- 0				
0- 3	0- 0	0- 0	AWAY	0- 1	0- 0	0- 2				
0- 0	0- 0	0- 0	NEUTRAL	0- 0	0- 0	0- 0				
2- 0	0- 0	0- 0	CONFERENCE	0- 0	1- 0	1- 0				
2- 0	0- 0	0- 0	HOME	0- 0	1- 0	1- 0				
0- 0	0- 0	0- 0	AWAY	0- 0	0- 0	0- 0				
0- 0	0- 0	0- 0	NEUTRAL	0- 0	0- 0	0- 0				

RPI 1-25			RPI 26-50			RPI 51-100			RPI 101+			Team's RPI: 139
RPI	S	Opponent	Score	RPI	S	Opponent	Score	RPI	S	Opponent	Score	
						77	A North Carolina St.	62	66	123	H William & Mary	87 80
						78	H Elon	87	71	148	H Presbyterian	54 49
										160	A East Tenn. St.	76 84
										167	A Davidson	57 76
										317	H UNC Greensboro	78 67
										330	H Longwood	81 60
LAST 12 Division I GAMES:												
						148	H Presbyterian	54	49	330	H Longwood	81 60
						78	H Elon	87	71	77	A North Carolina St.	62 66
						167	A Davidson	57	76	317	H UNC Greensboro	78 67
						123	H William & Mary	87	80			
						160	A East Tenn. St.	76	84			

Non-Div I Games: Brevard 72 65

High Point

RPI 1-25			
RPI	S	Opponent	Score
10	H	Western Ky.	65 70
RPI 26-50			
RPI	S	Opponent	Score
RPI 51-100			
RPI	S	Opponent	Score
RPI 101+			
RPI	S	Opponent	Score
122	A	Albany (NY)	65 55
127	H	UNI	61 58
143	A	Fordham	46 60
154	H	Central Conn. St.	66 71
162	H	Robert Morris	71 51
199	H	Fairfield	66 53
328	A	Norfolk St.	64 47
Team's RPI: 163			
LAST 12 Division I GAMES:			
162	H	Robert Morris	71 51
154	H	Central Conn. St.	66 71
122	A	Albany (NY)	65 55
10	H	Western Ky.	65 70
127	H	UNI	61 58
328	A	Norfolk St.	64 47
143	A	Fordham	46 60
199	H	Fairfield	66 53

Hofstra

Holy Cross

Through Games Of Dec. 8, 2014

Average RPI Win:	291	WON-LOST	WINNING	LAST 10	STRENGTH OF	OPP. STRENGTH	TEAM	ADJ.	CONF.	ADJ CONF.
Average RPI Loss:	138	RECORD	PCT. RANK	GAMES	SCHEDULE	OF SCHEDULE	RPI	RPI	RPI	RPI
DIV. I ONLY	1- 7	319	1- 7	179	168	282	282	18	18	
DIV. I NON-CONF.	1- 7	317	1- 7	184	167	286	286	19	19	
TOTALS	RPI 1-25	RPI 26-50	W-L RECORDS	RPI 51-100	RPI 101-150	RPI 150+				
1- 7	0- 1	0- 0	OVERALL	0- 1	0- 2	1- 3				
0- 1	0- 0	0- 0	HOME	0- 0	0- 0	0- 1				
0- 4	0- 1	0- 0	AWAY	0- 0	0- 2	0- 1				
1- 2	0- 0	0- 0	NEUTRAL	0- 1	0- 0	1- 1				
1- 7	0- 1	0- 0	NON-CONFERENCE	0- 1	0- 2	1- 3				
0- 1	0- 0	0- 0	HOME	0- 0	0- 0	0- 1				
0- 4	0- 1	0- 0	AWAY	0- 0	0- 2	0- 1				
1- 2	0- 0	0- 0	NEUTRAL	0- 1	0- 0	1- 1				
0- 0	0- 0	0- 0	CONFERENCE	0- 0	0- 0	0- 0				
0- 0	0- 0	0- 0	HOME	0- 0	0- 0	0- 0				
0- 0	0- 0	0- 0	AWAY	0- 0	0- 0	0- 0				
0- 0	0- 0	0- 0	NEUTRAL	0- 0	0- 0	0- 0				

RPI 1-25				RPI 26-50				RPI 51-100				RPI 101+ Team's RPI: 282			
RPI	S	Opponent	Score	RPI	S	Opponent	Score	RPI	S	Opponent	Score	RPI	S	Opponent	Score
6	A	Notre Dame	29 104					51	N	Quinnipiac	67 74	125	A	Bryant	68 74
												132	A	Dartmouth	53 69
												159	N	Harvard	76 79
												204	A	Yale	70 83
												291	N	Georgetown	73 69
												292	H	Manhattan	60 66
LAST 12 Division I GAMES:															
125	A	Bryant	68 74	132	A	Dartmouth	53 69								
291	N	Georgetown	73 69	204	A	Yale	70 83								
159	N	Harvard	76 79	292	H	Manhattan	60 66								
51	N	Quinnipiac	67 74												
6	A	Notre Dame	29 104												

Non-Div I Games:

Holy Cross

■ Loss,
 ■ Non-Conf, S Site,
 ■ Home
 ■ Away
 N Neutral

Average RPI Win:	304	WON-LOST	WINNING	LAST 10	STRENGTH OF	OPP. STRENGTH	TEAM	ADJ.	CONF.	ADJ CONF.
Average RPI Loss:	163	RECORD	PCT. RANK	GAMES	SCHEDULE	OF SCHEDULE	RPI	RPI	RPI	RPI
DIV. I ONLY	3- 4	190	3- 4	343	138	324	324	9	9	
DIV. I NON-CONF.	3- 4	188	3- 4	344	137	323	323	9	9	
TOTALS	RPI 1-25	RPI 26-50	W-L RECORDS	RPI 51-100	RPI 101-150	RPI 150+				
3- 4	0- 0	0- 1	OVERALL	0- 0	0- 0	3- 3				
1- 2	0- 0	0- 0	HOME	0- 0	0- 0	1- 2				
2- 0	0- 0	0- 0	AWAY	0- 0	0- 0	2- 0				
0- 2	0- 0	0- 1	NEUTRAL	0- 0	0- 0	0- 1				
3- 4	0- 0	0- 1	NON-CONFERENCE	0- 0	0- 0	3- 3				
1- 2	0- 0	0- 0	HOME	0- 0	0- 0	1- 2				
2- 0	0- 0	0- 0	AWAY	0- 0	0- 0	2- 0				
0- 2	0- 0	0- 1	NEUTRAL	0- 0	0- 0	0- 1				
0- 0	0- 0	0- 0	CONFERENCE	0- 0	0- 0	0- 0				
0- 0	0- 0	0- 0	HOME	0- 0	0- 0	0- 0				
0- 0	0- 0	0- 0	AWAY	0- 0	0- 0	0- 0				
0- 0	0- 0	0- 0	NEUTRAL	0- 0	0- 0	0- 0				

RPI	S	Opponent	Score	RPI	S	Opponent	Score	RPI	S	Opponent	Score	RPI	S	Opponent	Score	Team's RPI: 324
27	N	James Madison	60 84									156	H	Incarnate Word	48 50	
												190	H	Prairie View	56 61	
												276	H	Rice	59 58	
												277	N	Idaho St.	67 73	
												301	A	A&M-Corpus Christi	68 66	
												336	A	North Texas	46 42	
LAST 12 Division I GAMES:																
277	N	Idaho St.	67 73	190	H	Prairie View	56 61									
301	A	A&M-Corpus Christi	68 66	276	H	Rice	59 58									
156	H	Incarnate Word	48 50	27	N	James Madison	60 84									
336	A	North Texas	46 42													

Non-Div I Games:

Houston

HEADBOOK SUPERBOWL				THROUGH SUNDAY OF DECEMBER 10, 1911						
Average RPI Win:	242	WON-LOST	WINNING	LAST 10	STRENGTH OF	OPP. STRENGTH	TEAM	ADJ.	CONF.	ADJ CONF.
Average RPI Loss:	146	RECORD	PCT. RANK	GAMES	SCHEDULE	OF SCHEDULE	RPI	RPI	RPI	RPI
DIV. I ONLY	2- 3	210	2- 3	281	32	175	175	26	26	
DIV. I NON-CONF.	2- 3	206	2- 3	283	33	176	176	26	26	
TOTALS	RPI 1-25	RPI 26-50	W-L RECORDS	RPI 51-100	RPI 101-150	RPI 150+				
2- 3	0- 0	0- 0	OVERALL	0- 0	0- 2	2- 1				
0- 0	0- 0	0- 0	HOME	0- 0	0- 0	0- 0				
2- 3	0- 0	0- 0	AWAY	0- 0	0- 2	2- 1				
0- 0	0- 0	0- 0	NEUTRAL	0- 0	0- 0	0- 0				
2- 3	0- 0	0- 0	NON-CONFERENCE	0- 0	0- 2	2- 1				
0- 0	0- 0	0- 0	HOME	0- 0	0- 0	0- 0				
2- 3	0- 0	0- 0	AWAY	0- 0	0- 2	2- 1				
0- 0	0- 0	0- 0	NEUTRAL	0- 0	0- 0	0- 0				
0- 0	0- 0	0- 0	CONFERENCE	0- 0	0- 0	0- 0				
0- 0	0- 0	0- 0	HOME	0- 0	0- 0	0- 0				
0- 0	0- 0	0- 0	AWAY	0- 0	0- 0	0- 0				
0- 0	0- 0	0- 0	NEUTRAL	0- 0	0- 0	0- 0				

RPI 1-25				RPI 26-50				RPI 51-100				RPI 101+				Team's RPI: 175	
RPI	S	Opponent	Score	RPI	S	Opponent	Score	RPI	S	Opponent	Score	RPI	S	Opponent	Score		
												141	A	Texas-Arlington	73	83	
												142	A	Tex.-Pan American	72	75	
												155	A	TCU	64	87	
												217	A	Texas St.	61	56	
												267	A	UTEP	87	77	
LAST 12 Division I GAMES:																	
				267	A	UTEP	87 77	217	A	Texas St.	61 56						
				142	A	Tex.-Pan American	72 75	141	A	Texas-Arlington	73 83						
								155	A	TCU	64 87						

Non-Div I Games: S'western Assemblies 57

Houston Baptist

■ Loss, ■ Non-Conf, S Site, H Home A Away N Neutral

Average RPI Win:	318	WON-LOST	WINNING	LAST 10	STRENGTH OF	OPP. STRENGTH	TEAM	ADJ.	CONF.	ADJ CONF.
Average RPI Loss:	134	RECORD	PCT. RANK	GAMES	SCHEDULE	OF SCHEDULE	RPI	RPI	RPI	RPI
DIV. I ONLY	1- 8	325	0- 1	38	285	242	242	30	30	
DIV. I NON-CONF.	0- 7	325	0- 1	15	254	226	226	29	29	
TOTALS	RPI 1-25	RPI 26-50	W-L RECORDS	RPI 51-100	RPI 101-150	RPI 150+				
1- 8	0- 2	0- 0	OVERALL	0- 1	0- 1	1- 4				
1- 3	0- 0	0- 0	HOME	0- 1	0- 0	1- 2				
0- 4	0- 0	0- 0	AWAY	0- 0	0- 0	0- 0				
0- 1	0- 0	0- 0	NEUTRAL	0- 0	0- 0	0- 1				
0- 7	0- 2	0- 0	NON-CONFERENCE	0- 1	0- 1	0- 3				
0- 2	0- 0	0- 0	HOME	0- 1	0- 0	0- 1				
0- 4	0- 2	0- 0	AWAY	0- 0	0- 1	0- 1				
0- 1	0- 0	0- 0	NEUTRAL	0- 0	0- 0	0- 1				
1- 1	0- 0	0- 0	CONFERENCE	0- 0	0- 0	1- 1				
1- 1	0- 0	0- 0	HOME	0- 0	0- 0	1- 1				
0- 0	0- 0	0- 0	AWAY	0- 0	0- 0	0- 0				
0- 0	0- 0	0- 0	NEUTRAL	0- 0	0- 0	0- 0				

RPI	S	Opponent	Score
7	A	North Carolina	49 83
23	A	St. Mary's (CA)	55 80

RPI	S	Opponent	Score
-----	---	----------	-------

RPI	S	Opponent	Score
87	H	Duquesne	63 89

RPI	S	Opponent	Score	Team's RPI:	242
150	A	Old Dominion	54 75		
185	H	N.C. A&T	69 80		
187	A	La Salle	64 65		
195	H	New Hampshire	68 78		
235	N	Wyoming	53 67		
318	H	N.C. Central	70 65		

LAST 12 Division I GAMES:

150	A	Old Dominion	54	75	187	A	La Salle	64	65
235	N	Wyoming	53	67	318	H	N.C. Central	70	65
23	A	St. Mary's (CA)	55	80	185	H	N.C. A&T	69	80
87	H	Duquesne	63	89					
195	H	New Hampshire	68	78					
7	A	North Carolina	49	83					

Howard

Howard

Non-Div I Games:

Howard

Average RPI Win:	287	WON-LOST	WINNING	LAST 10	STRENGTH OF	OPP. STRENGTH	TEAM	ADJ.	CONF.	ADJ CONF.
Average RPI Loss:	146	RECORD	PCT. RANK	GAMES	SCHEDULE	OF SCHEDULE	RPI	RPI	RPI	RPI
DIV. I ONLY	3- 4	190	3- 4	339	108	311	311	24	24	
DIV. I NON-CONF.	3- 4	188	3- 4	341	107	310	310	25	25	
TOTALS	RPI 1-25	RPI 26-50	W-L RECORDS	RPI 51-100	RPI 101-150	RPI 150+				
3- 4	0- 0	0- 1	OVERALL	0- 0	0- 1	3- 2				
2- 1	0- 0	0- 0	HOME	0- 0	0- 1	2- 0				
1- 3	0- 0	0- 1	AWAY	0- 0	0- 0	1- 2				
0- 0	0- 0	0- 0	NEUTRAL	0- 0	0- 0	0- 0				
3- 4	0- 0	0- 1	NON-CONFERENCE	0- 0	0- 1	3- 2				
2- 1	0- 0	0- 0	HOME	0- 0	0- 1	2- 0				
1- 3	0- 0	0- 1	AWAY	0- 0	0- 0	1- 2				
0- 0	0- 0	0- 0	NEUTRAL	0- 0	0- 0	0- 0				
0- 0	0- 0	0- 0	CONFERENCE	0- 0	0- 0	0- 0				
0- 0	0- 0	0- 0	HOME	0- 0	0- 0	0- 0				
0- 0	0- 0	0- 0	AWAY	0- 0	0- 0	0- 0				
0- 0	0- 0	0- 0	NEUTRAL	0- 0	0- 0	0- 0				

RPI 1-25			RPI 26-50			RPI 51-100			RPI 101+			Team's RPI: 311
RPI	S	Opponent	Score	RPI	S	Opponent	Score	RPI	S	Opponent	Score	
				36	A	Illinois	63 70					
								135	H	Detroit	74 81	
								189	A	USC Upstate	73 85	
								225	A	Coastal Caro.	63 90	
								257	H	Northern Ky.	65 59	
								269	H	Evansville	77 59	
								334	A	Chicago St.	79 62	
LAST 12 Division I GAMES:												
				36	A	Illinois	63 70	257	H	Northern Ky.	65 59	
								334	A	Chicago St.	79 62	
								135	H	Detroit	74 81	
								225	A	Coastal Caro.	63 90	
								189	A	USC Upstate	73 85	
								269	H	Evansville	77 59	

Non-Div I Games: Grace (IN) 90 51

IPFW

■ Loss,
 ■ Non-Conf,
 S Site,
 ■ Home
 ■ Away
 N Neutral

Average RPI Win:	299	WON-LOST	WINNING	LAST 10	STRENGTH OF	OPP. STRENGTH	TEAM	ADJ.	CONF.	ADJ CONF.
Average RPI Loss:	111	RECORD	PCT. RANK	GAMES	SCHEDULE	OF SCHEDULE	RPI	RPI	RPI	RPI
DIV. I ONLY	2- 6	269	2- 6	106	196	241	241	24	24	
DIV. I NON-CONF.	2- 6	266	2- 6	111	197	244	244	25	25	
TOTALS	RPI 1-25	RPI 26-50	W-L RECORDS	RPI 51-100	RPI 101-150	RPI 150+				
2- 6	0- 1	0- 0	OVERALL	0- 3	0- 1	2- 1				
2- 2	0- 1	0- 0	HOME	0- 1	0- 0	2- 0				
0- 2	0- 0	0- 0	AWAY	0- 1	0- 0	0- 0				
0- 2	0- 0	0- 0	NEUTRAL	0- 0	0- 1	0- 1				
2- 6	0- 1	0- 0	NON-CONFERENCE	0- 3	0- 1	2- 1				
2- 2	0- 1	0- 0	HOME	0- 1	0- 0	2- 0				
0- 2	0- 0	0- 0	AWAY	0- 2	0- 0	0- 0				
0- 2	0- 0	0- 0	NEUTRAL	0- 0	0- 1	0- 1				
0- 0	0- 0	0- 0	CONFERENCE	0- 0	0- 0	0- 0				
0- 0	0- 0	0- 0	HOME	0- 0	0- 0	0- 0				
0- 0	0- 0	0- 0	AWAY	0- 0	0- 0	0- 0				
0- 0	0- 0	0- 0	NEUTRAL	0- 0	0- 0	0- 0				

RPI 1-25				RPI 26-50				RPI 51-100				RPI 101+ Team's RPI: 241			
RPI	S	Opponent	Score	RPI	S	Opponent	Score	RPI	S	Opponent	Score	RPI	S	Opponent	Score
17	H	Louisville	69 89					56	H	Indiana St.	60 61	118	N	Montana St.	74 80
								79	A	Indiana	55 68	283	H	SIUE	87 76
								88	A	Michigan St.	45 64	308	N	Texas Southern	61 71
												315	H	Eastern Ill.	66 44
LAST 12 Division I GAMES:															

Non-Div I Games:

IUPUI

Idaho

Through Games Of Dec. 8, 2014

Average RPI Win:	259	WON-LOST	WINNING	LAST 10	STRENGTH OF	OPP. STRENGTH	TEAM	ADJ.	CONF.	ADJ CONF.
Average RPI Loss:	71	RECORD	PCT. RANK	GAMES	SCHEDULE	OF SCHEDULE	RPI	RPI	RPI	RPI
DIV. I ONLY	3- 3	155	1- 1	57	276	85	85	20	20	
DIV. I NON-CONF.	3- 3	155	1- 1	60	280	87	87	21	21	
TOTALS	RPI 1-25	RPI 26-50	W-L RECORDS	RPI 51-100	RPI 101-150	RPI 150+				
3- 3	0- 0	0- 0	OVERALL	0- 3	0- 0	3- 0				
0- 1	0- 0	0- 0	HOME	0- 1	0- 0	0- 0				
3- 2	0- 0	0- 0	AWAY	0- 2	0- 0	3- 0				
0- 0	0- 0	0- 0	NEUTRAL	0- 0	0- 0	0- 0				
3- 3	0- 0	0- 0	NON-CONFERENCE	0- 3	0- 0	3- 0				
0- 1	0- 0	0- 0	HOME	0- 1	0- 0	0- 0				
3- 2	0- 0	0- 0	AWAY	0- 2	0- 0	3- 0				
0- 0	0- 0	0- 0	NEUTRAL	0- 0	0- 0	0- 0				
0- 0	0- 0	0- 0	CONFERENCE	0- 0	0- 0	0- 0				
0- 0	0- 0	0- 0	HOME	0- 0	0- 0	0- 0				
0- 0	0- 0	0- 0	AWAY	0- 0	0- 0	0- 0				
0- 0	0- 0	0- 0	NEUTRAL	0- 0	0- 0	0- 0				

RPI 1-25				RPI 26-50				RPI 51-100				Team's RPI: 85	RPI 101+			
RPI	S	Opponent	Score	RPI	S	Opponent	Score	RPI	S	Opponent	Score		RPI	S	Opponent	Score
								57	A	CSUN	50	67	222	A	Seattle	65 50
								62	H	San Diego	52	58	235	A	Wyoming	77 66
								94	A	Oregon St.	53	75	321	A	UC Santa Barbara	47 44
LAST 12 Division I GAMES:																
				222	A	Seattle	65 50						235	A	Wyoming	77 66
				321	A	UC Santa Barbara	47 44						62	H	San Diego	52 58
				57	A	CSUN	50 67						94	A	Oregon St.	53 75

Non-Div I Games: Multnomah 104 19

Idaho

■ Loss,
 ■ Non-Conf, S Site,
 ■ Home
 ■ Away
 N Neutral

Average RPI Win:	324	WON-LOST	WINNING	LAST 10	STRENGTH OF	OPP. STRENGTH	TEAM	ADJ.	CONF.	ADJ CONF.
Average RPI Loss:	143	RECORD	PCT. RANK	GAMES	SCHEDULE	OF SCHEDULE	RPI	RPI	RPI	RPI
DIV. I ONLY	1- 5	292	1- 5	155	287	277	277	20	20	
DIV. I NON-CONF.	1- 5	290	1- 5	158	288	281	281	21	21	
TOTALS	RPI 1-25	RPI 26-50	W-L RECORDS	RPI 51-100	RPI 101-150	RPI 150+				
1- 5	0- 0	0- 0	OVERALL	0- 1	0- 1	1- 3				
0- 2	0- 0	0- 0	HOME	0- 0	0- 0	0- 2				
0- 2	0- 0	0- 0	AWAY	0- 1	0- 1	0- 0				
1- 1	0- 0	0- 0	NEUTRAL	0- 0	0- 0	1- 1				
1- 5	0- 0	0- 0	NON-CONFERENCE	0- 1	0- 1	1- 3				
0- 2	0- 0	0- 0	HOME	0- 0	0- 0	0- 2				
0- 2	0- 0	0- 0	AWAY	0- 1	0- 1	0- 0				
1- 1	0- 0	0- 0	NEUTRAL	0- 0	0- 0	1- 1				
0- 0	0- 0	0- 0	CONFERENCE	0- 0	0- 0	0- 0				
0- 0	0- 0	0- 0	HOME	0- 0	0- 0	0- 0				
0- 0	0- 0	0- 0	AWAY	0- 0	0- 0	0- 0				
0- 0	0- 0	0- 0	NEUTRAL	0- 0	0- 0	0- 0				

RPI 1-25			RPI 26-50			RPI 51-100			RPI 101+			Team's RPI: 277
RPI	S	Opponent	Score	RPI	S	Opponent	Score	RPI	S	Opponent	Score	
						73 A Washington St.	34 84			105 A Gonzaga	63 88	
										177 N San Diego St.	53 68	
										179 H Drake	66 80	
										183 H Boise St.	62 86	
										324 N Houston	73 67	
LAST 12 Division I GAMES:												
179	H	Drake	66 80	105	A	Gonzaga	63 88					
183	H	Boise St.	62 86	73	A	Washington St.	34 84					
177	N	San Diego St.	53 68	324	N	Houston	73 67					

Non-Div I Games: Northwest Nazarene 88 69

Idaho St.

Ill.-Chicago

Through Games Of Dec. 8, 2014

Average RPI Win:	268	WON-LOST	WINNING	LAST 10	STRENGTH OF	OPP. STRENGTH	TEAM	ADJ.	CONF.	ADJ CONF.
Average RPI Loss:	33	RECORD	PCT. RANK	GAMES	SCHEDULE	OF SCHEDULE	RPI	RPI	RPI	RPI
DIV. I ONLY	5- 1	43	5- 1	249	234	99	99	7	7	
DIV. I NON-CONF.	5- 1	43	5- 1	253	238	101	101	7	7	
TOTALS	RPI 1-25	RPI 26-50	W-L RECORDS	RPI 51-100	RPI 101-150	RPI 150+				
5- 1	0- 0	0- 1	OVERALL	0- 0	0- 0	5- 0				
4- 0	0- 0	0- 0	HOME	0- 0	0- 0	4- 0				
1- 1	0- 0	0- 1	AWAY	0- 0	0- 0	1- 0				
0- 0	0- 0	0- 0	NEUTRAL	0- 0	0- 0	0- 0				
5- 1	0- 0	0- 1	NON-CONFERENCE	0- 0	0- 0	5- 0				
4- 0	0- 0	0- 0	HOME	0- 0	0- 0	4- 0				
1- 1	0- 0	0- 1	AWAY	0- 0	0- 0	1- 0				
0- 0	0- 0	0- 0	NEUTRAL	0- 0	0- 0	0- 0				
0- 0	0- 0	0- 0	CONFERENCE	0- 0	0- 0	0- 0				
0- 0	0- 0	0- 0	HOME	0- 0	0- 0	0- 0				
0- 0	0- 0	0- 0	AWAY	0- 0	0- 0	0- 0				
0- 0	0- 0	0- 0	NEUTRAL	0- 0	0- 0	0- 0				

RPI 1-25				RPI 26-50				RPI 51-100				Team's RPI: 99		RPI 101+			
RPI	S	Opponent	Score	RPI	S	Opponent	Score	RPI	S	Opponent	Score			RPI	S	Opponent	Score
				33	A	Northwestern	40 61							168	H	Western Ill.	67 54
														270	H	Bradley	71 43
														283	H	SIUE	63 52
														297	A	Miami (OH)	72 69
														323	H	Northern Ill.	61 47
LAST 12 Division I GAMES:																	
				297	A	Miami (OH)	72 69			168	H	Western Ill.	67 54				
				323	H	Northern Ill.	61 47			283	H	SIUE	63 52				
				270	H	Bradley	71 43			33	A	Northwestern	40 61				

Non-Div I Games: Ill.-Springfield 61 44

Ill.-Chicago

■ Loss,
 ■ Non-Conf, S Site,
 ■ Home
 ■ Away
 N Neutral

Average RPI Win:	144	WON-LOST	WINNING	LAST 10	STRENGTH OF	OPP. STRENGTH	TEAM	ADJ.	CONF.	ADJ CONF.
Average RPI Loss:	52	RECORD	PCT. RANK	GAMES	SCHEDULE	OF SCHEDULE	RPI	RPI	RPI	RPI
DIV. I ONLY	7- 2	49	7- 2	63	35	36	36	4	4	
DIV. I NON-CONF.	7- 2	49	7- 2	66	36	37	37	4	4	
TOTALS	RPI 1-25	RPI 26-50	W-L RECORDS	RPI 51-100	RPI 101-150	RPI 150+				
7- 2	1- 1	0- 0	OVERALL	2- 1	1- 0	3- 0				
5- 0	0- 0	0- 0	HOME	1- 0	1- 0	3- 0				
1- 0	0- 0	0- 0	AWAY	1- 0	0- 0	0- 0				
1- 2	1- 1	0- 0	NEUTRAL	0- 1	0- 0	0- 0				
7- 2	1- 1	0- 0	NON-CONFERENCE	2- 1	1- 0	3- 0				
5- 0	0- 0	0- 0	HOME	1- 0	1- 0	3- 0				
1- 0	0- 0	0- 0	AWAY	1- 0	0- 0	0- 0				
1- 2	1- 1	0- 0	NEUTRAL	0- 1	0- 0	0- 0				
0- 0	0- 0	0- 0	CONFERENCE	0- 0	0- 0	0- 0				
0- 0	0- 0	0- 0	HOME	0- 0	0- 0	0- 0				
0- 0	0- 0	0- 0	AWAY	0- 0	0- 0	0- 0				
0- 0	0- 0	0- 0	NEUTRAL	0- 0	0- 0	0- 0				

RPI 1-25				RPI 26-50		Team's RPI: 36		RPI 51-100				RPI 101+			
RPI	S	Opponent	Score	RPI	S	Opponent	Score	RPI	S	Opponent	Score	RPI	S	Opponent	Score
1	N	Kentucky	77 71					80	N	Oklahoma	76 78	129	H	Memphis	60 58
24	N	South Fla.	61 67					83	H	Virginia	86 63	162	H	Robert Morris	66 48
								90	A	Southern Ill.	86 42	231	H	Southern U.	62 42
												311	H	IPFW	70 63
LAST 12 Division I GAMES:															
				90	A	Southern Ill.	86 42	24	N	South Fla.	61 67				
				83	H	Virginia	86 63	1	N	Kentucky	77 71				
				80	N	Oklahoma	76 78	231	H	Southern U.	62 42				
								129	H	Memphis	60 58				
								162	H	Robert Morris	66 48				
								311	H	IPFW	70 63				

Non-Div I Games:

Illinois

THROUGH SEP. 30, 1911				THROUGH JAN. 31, 1912						
Average RPI Win:	0	WON-LOST	WINNING	LAST 10	STRENGTH OF	OPP. STRENGTH	TEAM	ADJ.	CONF.	ADJ CONF.
Average RPI Loss:	230	RECORD	PCT. RANK	GAMES	SCHEDULE	OF SCHEDULE	RPI	RPI	RPI	RPI
DIV. I ONLY	0- 7	328	0- 7	307	293	344	344	21	21	
DIV. I NON-CONF.	0- 7	325	0- 7	309	295	344	344	22	22	

TOTALS	RPI 1-25		RPI 26-50		W-L RECORDS		RPI 51-100		RPI 101-150	RPI 150+
0- 7	0- 0		0- 0		OVERALL		0- 0		0- 0	0- 7
0- 2	0- 0		0- 0		HOME		0- 0		0- 0	0- 2
0- 4	0- 0		0- 0		AWAY		0- 0		0- 0	0- 4
0- 1	0- 0		0- 0		NEUTRAL		0- 0		0- 0	0- 1
0- 7	0- 0		0- 0		NON-CONFERENCE		0- 0		0- 0	0- 7
0- 2	0- 0		0- 0		HOME		0- 0		0- 0	0- 2
0- 4	0- 0		0- 0		AWAY		0- 0		0- 0	0- 4
0- 1	0- 0		0- 0		NEUTRAL		0- 0		0- 0	0- 1
0- 0	0- 0		0- 0		CONFERENCE		0- 0		0- 0	0- 0
0- 0	0- 0		0- 0		HOME		0- 0		0- 0	0- 0
0- 0	0- 0		0- 0		AWAY		0- 0		0- 0	0- 0
0- 0	0- 0		0- 0		NEUTRAL		0- 0		0- 0	0- 0

RPI 1-25				RPI 26-50				RPI 51-100				RPI 101+				Team's RPI: 344	
RPI	S	Opponent	Score	RPI	S	Opponent	Score	RPI	S	Opponent	Score	RPI	S	Opponent	Score		
												161	A	Colorado St.	49	70	
												166	A	Miami (FL)	44	95	
												224	N	Buffalo	60	68	
												229	A	Wisconsin	60	71	
												249	H	UT Martin	46	79	
												257	H	Northern Ky.	48	59	
												323	A	Northern Ill.	51	55	
LAST 12 Division I GAMES:																	
				249	H	UT Martin	46	79	323	A	Northern Ill.	51	55				
				224	N	Buffalo	60	68									
				166	A	Miami (FL)	44	95									
				161	A	Colorado St.	49	70									
				257	H	Northern Ky.	48	59									
				229	A	Wisconsin	60	71									

Non-Div I Games:

Illinois St.

■ Loss, ■ Non-Conf, S Site, H Home A Away N Neutral

Average RPI Win:	324	WON-LOST	WINNING	LAST 10	STRENGTH OF	OPP. STRENGTH	TEAM	ADJ.	CONF.	ADJ CONF.
Average RPI Loss:	120	RECORD	PCT. RANK	GAMES	SCHEDULE	OF SCHEDULE	RPI	RPI	RPI	RPI
DIV. I ONLY	1- 4	286	0- 1	42	284	156	156	26	26	
DIV. I NON-CONF.	1- 4	281	0- 1	43	286	158	158	26	26	
TOTALS	RPI 1-25	RPI 26-50	W-L RECORDS	RPI 51-100	RPI 101-150	RPI 150+				
1- 4	0- 0	0- 0	OVERALL	0- 2	0- 1	1- 1				
0- 0	0- 0	0- 0	HOME	0- 0	0- 0	0- 0				
1- 3	0- 0	0- 0	AWAY	0- 0	0- 0	1- 0				
0- 1	0- 0	0- 0	NEUTRAL	0- 0	0- 1	0- 0				
1- 4	0- 0	0- 0	NON-CONFERENCE	0- 2	0- 1	1- 1				
0- 0	0- 0	0- 0	HOME	0- 0	0- 0	0- 0				
1- 3	0- 0	0- 0	AWAY	0- 2	0- 0	1- 1				
0- 1	0- 0	0- 0	NEUTRAL	0- 0	0- 1	0- 0				
0- 0	0- 0	0- 0	CONFERENCE	0- 0	0- 0	0- 0				
0- 0	0- 0	0- 0	HOME	0- 0	0- 0	0- 0				
0- 0	0- 0	0- 0	AWAY	0- 0	0- 0	0- 0				
0- 0	0- 0	0- 0	NEUTRAL	0- 0	0- 0	0- 0				

RPI 1-25			RPI 26-50			RPI 51-100			RPI 101+			Team's RPI: 156
RPI	S	Opponent	Score	RPI	S	Opponent	Score	RPI	S	Opponent	Score	
						79 A Indiana	49 85	143 N Fordham		42 74		
						84 A Kansas	46 68	174 A UTSA		31 57		
								324 A Houston		50 48		
LAST 12 Division I GAMES:												
						143 N Fordham	42 74					
						84 A Kansas	46 68					
						174 A UTSA	31 57					
						79 A Indiana	49 85					
						324 A Houston	50 48					

Non-Div I Games: Texas Wesleyan 66 74 St. Thomas (TX) 64 49

Incarnate Word

Indiana

Through Games Of Dec. 8, 2014

Average RPI Win:	177	WON-LOST	WINNING	LAST 10	STRENGTH OF	OPP. STRENGTH	TEAM	ADJ.	CONF.	ADJ CONF.
Average RPI Loss:	56	RECORD	PCT. RANK	GAMES	SCHEDULE	OF SCHEDULE	RPI	RPI	RPI	RPI
DIV. I ONLY	7- 1	22	7- 1	190	82	79	79	4	4	
DIV. I NON-CONF.	7- 1	21	7- 1	195	82	81	81	4	4	
TOTALS	RPI 1-25	RPI 26-50	W-L RECORDS	RPI 51-100	RPI 101-150	RPI 150+				
7- 1	0- 0	1- 0	OVERALL	0- 1	1- 0	5- 0				
6- 1	0- 0	0- 0	HOME	0- 1	1- 0	5- 0				
1- 0	0- 0	1- 0	AWAY	0- 0	0- 0	0- 0				
0- 0	0- 0	0- 0	NEUTRAL	0- 0	0- 0	0- 0				
7- 1	0- 0	1- 0	NON-CONFERENCE	0- 1	1- 0	5- 0				
6- 1	0- 0	0- 0	HOME	0- 1	1- 0	5- 0				
1- 0	0- 0	1- 0	AWAY	0- 0	0- 0	0- 0				
0- 0	0- 0	0- 0	NEUTRAL	0- 0	0- 0	0- 0				
0- 0	0- 0	0- 0	CONFERENCE	0- 0	0- 0	0- 0				
0- 0	0- 0	0- 0	HOME	0- 0	0- 0	0- 0				
0- 0	0- 0	0- 0	AWAY	0- 0	0- 0	0- 0				
0- 0	0- 0	0- 0	NEUTRAL	0- 0	0- 0	0- 0				

RPI 1-25				RPI 26-50				RPI 51-100				Team's RPI: 79		RPI 101+			
RPI	S	Opponent	Score	RPI	S	Opponent	Score	RPI	S	Opponent	Score			RPI	S	Opponent	Score
				47	A	Boston College	76 67	56	H	Indiana St.	61 65			108	H	Morehead St.	98 57
														156	H	Incarnate Word	85 49
														160	H	East Tenn. St.	97 69
														234	H	Valparaiso	81 49
														241	H	IUPUI	68 55
														293	H	Gardner-Webb	115 54
LAST 12 Division I GAMES:																	
				241	H	IUPUI	68 55	234	H	Valparaiso	81 49						
				47	A	Boston College	76 67	293	H	Gardner-Webb	115 54						
				56	H	Indiana St.	61 65										
				160	H	East Tenn. St.	97 69										
				156	H	Incarnate Word	85 49										
				108	H	Morehead St.	98 57										

Non-Div I Games:

Indiana

■ Loss,
 ■ Non-Conf, S Site,
 ■ Home
 ■ Away
 N Neutral

Average RPI Win:	185	WON-LOST	WINNING	LAST 10	STRENGTH OF	OPP. STRENGTH	TEAM	ADJ.	CONF.	ADJ CONF.
Average RPI Loss:	35	RECORD	PCT. RANK	GAMES	SCHEDULE	OF SCHEDULE	RPI	RPI	RPI	RPI
DIV. I ONLY	6- 1	30	6- 1	172	68	56	56	21	21	
DIV. I NON-CONF.	6- 1	30	6- 1	176	68	59	59	22	22	
TOTALS	RPI 1-25	RPI 26-50	W-L RECORDS	RPI 51-100	RPI 101-150	RPI 150+				
6- 1	0- 0	0- 1	OVERALL	1- 0	1- 0	4- 0				
2- 1	0- 0	0- 1	HOME	0- 0	1- 0	1- 0				
4- 0	0- 0	0- 0	AWAY	1- 0	0- 0	3- 0				
0- 0	0- 0	0- 0	NEUTRAL	0- 0	0- 0	0- 0				
6- 1	0- 0	0- 1	NON-CONFERENCE	1- 0	1- 0	4- 0				
2- 1	0- 0	0- 1	HOME	0- 0	1- 0	1- 0				
4- 0	0- 0	0- 0	AWAY	1- 0	0- 0	3- 0				
0- 0	0- 0	0- 0	NEUTRAL	0- 0	0- 0	0- 0				
0- 0	0- 0	0- 0	CONFERENCE	0- 0	0- 0	0- 0				
0- 0	0- 0	0- 0	HOME	0- 0	0- 0	0- 0				
0- 0	0- 0	0- 0	AWAY	0- 0	0- 0	0- 0				
0- 0	0- 0	0- 0	NEUTRAL	0- 0	0- 0	0- 0				

RPI 1-25			RPI 26-50			RPI 51-100			Team's RPI: 56	RPI 101+		
RPI	S	Opponent	Score	RPI	S	Opponent	Score	RPI	S	Opponent	Score	
				35	H	Stetson	52 62	79	A	Indiana	65 61	
										114	H	Saint Louis 63 60
										160	H	East Tenn. St. 76 69
										236	A	Butler 66 51
										241	A	IUPUI 61 60
										279	A	South Ala. 74 53
LAST 12 Division I GAMES:												
				35	H	Stetson	52 62	241	A	IUPUI	61 60	
				236	A	Butler	66 51	79	A	Indiana	65 61	
				114	H	Saint Louis	63 60	279	A	South Ala.	74 53	
								160	H	East Tenn. St.	76 69	

Non-Div I Games: Indianapolis 62 43

Indiana St.

Average RPI Win:	227	WON-LOST	WINNING	LAST 10	STRENGTH OF	OPP. STRENGTH	TEAM	ADJ.	CONF.	ADJ CONF.
Average RPI Loss:	165	RECORD	PCT. RANK	GAMES	SCHEDULE	OF SCHEDULE	RPI	RPI	RPI	RPI
DIV. I ONLY	3- 5	221	3- 5	157	297	188	188	25	25	
DIV. I NON-CONF.	2- 4	233	2- 4	102	268	183	183	18	18	
TOTALS	RPI 1-25	RPI 26-50	W-L RECORDS	RPI 51-100	RPI 101-150	RPI 150+				
3- 5	0- 0	0- 0	OVERALL	0- 1	1- 1	2- 3				
1- 1	0- 0	0- 0	HOME	0- 0	0- 0	1- 1				
2- 4	0- 0	0- 0	AWAY	0- 1	1- 1	1- 2				
0- 0	0- 0	0- 0	NEUTRAL	0- 0	0- 0	0- 0				
2- 4	0- 0	0- 0	NON-CONFERENCE	0- 1	1- 1	1- 2				
1- 1	0- 0	0- 0	HOME	0- 0	0- 0	1- 1				
1- 3	0- 0	0- 0	AWAY	0- 1	1- 1	0- 1				
0- 0	0- 0	0- 0	NEUTRAL	0- 0	0- 0	0- 0				
1- 1	0- 0	0- 0	CONFERENCE	0- 0	0- 0	1- 1				
0- 0	0- 0	0- 0	HOME	0- 0	0- 0	0- 0				
1- 1	0- 0	0- 0	AWAY	0- 0	0- 0	1- 1				
0- 0	0- 0	0- 0	NEUTRAL	0- 0	0- 0	0- 0				

RPI 1-25				RPI 26-50				RPI 51-100				RPI 101+				Team's RPI: 188	
RPI	S	Opponent	Score	RPI	S	Opponent	Score	RPI	S	Opponent	Score	RPI	S	Opponent	Score		
								84	A	Kansas	49	90	101	A	Pacific	49	64
													143	A	Fordham	72	51
													151	H	Sacred Heart	80	82
													228	A	Monmouth	74	75
													262	A	Bowling Green	59	80
													265	H	Stony Brook	73	62
													273	A	Rider	71	51
LAST 12 Division I GAMES:																	
				228	A	Monmouth	74	75	84	A	Kansas	49	90				
				273	A	Rider	71	51	101	A	Pacific	49	64				
				265	H	Stony Brook	73	62	262	A	Bowling Green	59	80				
									151	H	Sacred Heart	80	82				
									143	A	Fordham	72	51				

Non-Div I Games:

Iona

■ Loss,
 ■ Non-Conf,
 ■ S Site,
 ■ H Home
 ■ A Away
 N Neutral

Average RPI Win: 113		WON-LOST	WINNING	LAST 10	STRENGTH OF		OPP. STRENGTH	TEAM	ADJ.	CONF.	ADJ CONF.	
Average RPI Loss: 22		RECORD	PCT. RANK	GAMES	SCHEDULE		OF SCHEDULE	RPI	RPI	RPI	RPI	
DIV. I ONLY		7- 2	49	7- 2	78		8	31	31	4	4	
DIV. I NON-CONF.		7- 2	49	7- 2	83		8	32	32	4	4	
TOTALS		RPI 1-25		RPI 26-50		W-L RECORDS		RPI 51-100		RPI 101-150		RPI 150+
7- 2		0- 1		1- 1		OVERALL		2- 0		2- 0		2- 0
6- 0		0- 0		1- 0		HOME		2- 0		1- 0		2- 0
0- 1		0- 1		0- 0		AWAY		0- 0		0- 0		0- 0
1- 1		0- 0		0- 1		NEUTRAL		0- 0		1- 0		0- 0
7- 2		0- 1		1- 1		NON-CONFERENCE		2- 0		2- 0		2- 0
6- 0		0- 0		1- 0		HOME		2- 0		1- 0		2- 0
0- 1		0- 1		0- 0		AWAY		0- 0		0- 0		0- 0
1- 1		0- 0		0- 1		NEUTRAL		0- 0		1- 0		0- 0
0- 0		0- 0		0- 0		CONFERENCE		0- 0		0- 0		0- 0
0- 0		0- 0		0- 0		HOME		0- 0		0- 0		0- 0
0- 0		0- 0		0- 0		AWAY		0- 0		0- 0		0- 0
0- 0		0- 0		0- 0		NEUTRAL		0- 0		0- 0		0- 0

RPI 1-25				RPI 26-50				Team's RPI: 31	RPI 51-100				RPI 101+			
RPI	S	Opponent	Score	RPI	S	Opponent	Score		RPI	S	Opponent	Score	RPI	S	Opponent	Score
17	A	Louisville	52 86	26	N	Arkansas	67 77		59	H	Dayton	90 83	105	N	Gonzaga	79 67
				50	H	Colorado	78 63		97	H	Pepperdine	97 68	127	H	UNI	73 45
													162	H	Robert Morris	85 67
													189	H	USC Upstate	107 56
LAST 12 Division I GAMES:																
17	A	Louisville	52 86	50	H	Colorado	78 63									
105	N	Gonzaga	79 67	162	H	Robert Morris	85 67									
26	N	Arkansas	67 77	189	H	USC Upstate	107 56									
127	H	UNI	73 45													
59	H	Dayton	90 83													
97	H	Pepperdine	97 68													

Non-Div I Games:

Iowa

Average RPI Win:	241	WON-LOST	WINNING	LAST 10	STRENGTH OF	OPP. STRENGTH	TEAM	ADJ.	CONF.	ADJ CONF.
Average RPI Loss:	23	RECORD	PCT. RANK	GAMES	SCHEDULE	OF SCHEDULE	RPI	RPI	RPI	RPI
DIV. I ONLY	5- 1	43	5- 1	188	247	75	75	5	5	
DIV. I NON-CONF.	5- 1	43	5- 1	193	250	77	77	5	5	
TOTALS	RPI 1-25	RPI 26-50	W-L RECORDS	RPI 51-100	RPI 101-150	RPI 150+				
5- 1	0- 1	0- 0	OVERALL	0- 0	0- 0	5- 0				
4- 0	0- 0	0- 0	HOME	0- 0	0- 0	4- 0				
0- 1	0- 1	0- 0	AWAY	0- 0	0- 0	0- 0				
1- 0	0- 0	0- 0	NEUTRAL	0- 0	0- 0	1- 0				
5- 1	0- 1	0- 0	NON-CONFERENCE	0- 0	0- 0	5- 0				
4- 0	0- 0	0- 0	HOME	0- 0	0- 0	4- 0				
0- 1	0- 1	0- 0	AWAY	0- 0	0- 0	0- 0				
1- 0	0- 0	0- 0	NEUTRAL	0- 0	0- 0	1- 0				
0- 0	0- 0	0- 0	CONFERENCE	0- 0	0- 0	0- 0				
0- 0	0- 0	0- 0	HOME	0- 0	0- 0	0- 0				
0- 0	0- 0	0- 0	AWAY	0- 0	0- 0	0- 0				
0- 0	0- 0	0- 0	NEUTRAL	0- 0	0- 0	0- 0				

RPI 1-25				RPI 26-50				RPI 51-100				Team's RPI: 75	RPI 101+			
RPI	S	Opponent	Score	RPI	S	Opponent	Score	RPI	S	Opponent	Score		RPI	S	Opponent	Score
23	A	St. Mary's (CA)	63 67										179	H	Drake	84 67
													189	H	USC Upstate	98 76
													235	N	Wyoming	84 63
													265	H	Stony Brook	74 64
													338	H	Cincinnati	85 54
LAST 12 Division I GAMES:																
				179	H	Drake	84 67	265	H	Stony Brook	74 64					
				189	H	USC Upstate	98 76	23	A	St. Mary's (CA)	63 67					
								235	N	Wyoming	84 63					
								338	H	Cincinnati	85 54					

Non-Div I Games:

Iowa St.

Average RPI Win:	333	WON-LOST	WINNING	LAST 10	STRENGTH OF	OPP. STRENGTH	TEAM	ADJ.	CONF.	ADJ CONF.
Average RPI Loss:	137	RECORD	PCT. RANK	GAMES	SCHEDULE	OF SCHEDULE	RPI	RPI	RPI	RPI
DIV. I ONLY	2- 6	269	2- 6	293	144	281	281	32	32	
DIV. I NON-CONF.	2- 6	266	2- 6	294	145	285	285	32	32	
TOTALS	RPI 1-25	RPI 26-50	W-L RECORDS	RPI 51-100	RPI 101-150	RPI 150+				
2- 6	0- 0	0- 0	OVERALL	0- 3	0- 1	2- 2				
0- 0	0- 0	0- 0	HOME	0- 0	0- 0	0- 0				
1- 4	0- 0	0- 0	AWAY	0- 1	0- 0	1- 0				
1- 2	0- 0	0- 0	NEUTRAL	0- 1	0- 0	1- 1				
2- 6	0- 0	0- 0	NON-CONFERENCE	0- 3	0- 1	2- 2				
0- 0	0- 0	0- 0	HOME	0- 0	0- 0	0- 0				
1- 4	0- 0	0- 0	AWAY	0- 2	0- 1	1- 1				
1- 2	0- 0	0- 0	NEUTRAL	0- 1	0- 0	1- 1				
0- 0	0- 0	0- 0	CONFERENCE	0- 0	0- 0	0- 0				
0- 0	0- 0	0- 0	HOME	0- 0	0- 0	0- 0				
0- 0	0- 0	0- 0	AWAY	0- 0	0- 0	0- 0				
0- 0	0- 0	0- 0	NEUTRAL	0- 0	0- 0	0- 0				

RPI 1-25			RPI 26-50			RPI 51-100			RPI 101+			Team's RPI: 281
RPI	S	Opponent	Score	RPI	S	Opponent	Score	RPI	S	Opponent	Score	
						74 A Arkansas St.	60 92	113 A Jacksonville St.	57 64			
						87 N Duquesne	72 90	202 A LSU	44 52			
						93 A Mercer	48 80	252 N Central Ark.	45 56			
								331 N Murray St.	90 81			
								334 A Chicago St.	70 60			
LAST 12 Division I GAMES:												
113 A		Jacksonville St.	57 64	252 N		Central Ark.	45 56					
331 N		Murray St.	90 81	93 A		Mercer	48 80					
87 N		Duquesne	72 90	202 A		LSU	44 52					
334 A		Chicago St.	70 60	74 A		Arkansas St.	60 92					

Non-Div I Games:

Jackson St.

Jacksonville

Through Games Of Dec. 8, 2014

Average RPI Win:	206	WON-LOST	WINNING	LAST 10	STRENGTH OF	OPP. STRENGTH	TEAM	ADJ.	CONF.	ADJ CONF.
Average RPI Loss:	174	RECORD	PCT. RANK	GAMES	SCHEDULE	OF SCHEDULE	RPI	RPI	RPI	RPI
DIV. I ONLY	1- 5	292	1- 5	223	170	302	302	17	17	
DIV. I NON-CONF.	1- 5	290	1- 5	225	170	302	302	17	17	
TOTALS	RPI 1-25	RPI 26-50	W-L RECORDS	RPI 51-100	RPI 101-150	RPI 150+				
1- 5	0- 0	0- 1	OVERALL	0- 0	0- 0	1- 4				
1- 1	0- 0	0- 1	HOME	0- 0	0- 0	1- 0				
0- 4	0- 0	0- 0	AWAY	0- 0	0- 0	0- 4				
0- 0	0- 0	0- 0	NEUTRAL	0- 0	0- 0	0- 0				
1- 5	0- 0	0- 1	NON-CONFERENCE	0- 0	0- 0	1- 4				
1- 1	0- 0	0- 1	HOME	0- 0	0- 0	1- 0				
0- 4	0- 0	0- 0	AWAY	0- 0	0- 0	0- 4				
0- 0	0- 0	0- 0	NEUTRAL	0- 0	0- 0	0- 0				
0- 0	0- 0	0- 0	CONFERENCE	0- 0	0- 0	0- 0				
0- 0	0- 0	0- 0	HOME	0- 0	0- 0	0- 0				
0- 0	0- 0	0- 0	AWAY	0- 0	0- 0	0- 0				
0- 0	0- 0	0- 0	NEUTRAL	0- 0	0- 0	0- 0				

RPI 1-25			RPI 26-50			RPI 51-100			RPI 101+			Team's RPI: 302
RPI	S	Opponent	Score	RPI	S	Opponent	Score	RPI	S	Opponent	Score	
				39	H	Syracuse	61 77					
								166	A	Miami (FL)	36 65	
								170	A	Florida	73 84	
								206	H	Bethune-Cookman	64 51	
								227	A	UCF	59 71	
								268	A	Ga. Southern	65 78	
LAST 12 Division I GAMES:												
				39	H	Syracuse	61 77	166	A	Miami (FL)	36 65	
				206	H	Bethune-Cookman	64 51	227	A	UCF	59 71	
				268	A	Ga. Southern	65 78					
				170	A	Florida	73 84					

Non-Div I Games: Trinity Baptist 98 24

Jacksonville

■ Loss,
 ■ Non-Conf,
 S Site,
 ■ Home
 ■ Away
 N Neutral

Jacksonville St.

Through Games Of Dec. 8, 2014

Average RPI Win:	252	WON-LOST	WINNING	LAST 10	STRENGTH OF	OPP. STRENGTH	TEAM	ADJ.	CONF.	ADJ CONF.
Average RPI Loss:	95	RECORD	PCT. RANK	GAMES	SCHEDULE	OF SCHEDULE	RPI	RPI	RPI	RPI
DIV. I ONLY	6- 1	30	6- 1	298	148	113	113	28	28	
DIV. I NON-CONF.	6- 1	30	6- 1	299	149	115	115	28	28	
TOTALS	RPI 1-25	RPI 26-50	W-L RECORDS	RPI 51-100	RPI 101-150	RPI 150+				
6- 1	0- 0	0- 0	OVERALL	0- 1	1- 0	5- 0				
4- 0	0- 0	0- 0	HOME	0- 0	0- 0	4- 0				
2- 1	0- 0	0- 0	AWAY	0- 1	1- 0	1- 0				
0- 0	0- 0	0- 0	NEUTRAL	0- 0	0- 0	0- 0				
6- 1	0- 0	0- 0	NON-CONFERENCE	0- 1	1- 0	5- 0				
4- 0	0- 0	0- 0	HOME	0- 0	0- 0	4- 0				
2- 1	0- 0	0- 0	AWAY	0- 1	1- 0	1- 0				
0- 0	0- 0	0- 0	NEUTRAL	0- 0	0- 0	0- 0				
0- 0	0- 0	0- 0	CONFERENCE	0- 0	0- 0	0- 0				
0- 0	0- 0	0- 0	HOME	0- 0	0- 0	0- 0				
0- 0	0- 0	0- 0	AWAY	0- 0	0- 0	0- 0				
0- 0	0- 0	0- 0	NEUTRAL	0- 0	0- 0	0- 0				

RPI 1-25			RPI 26-50			RPI 51-100			RPI 101+			Team's RPI: 113
RPI	S	Opponent	Score	RPI	S	Opponent	Score	RPI	S	Opponent	Score	
						95	A Texas Tech	59	67	106	A Alabama	64 62
										252	A Central Ark.	63 54
										268	H Ga. Southern	78 52
										281	H Jackson St.	64 57
										300	H New Orleans	65 51
										306	H Wofford	70 55
LAST 12 Division I GAMES:												
						281	H Jackson St.	64	57	252	A Central Ark.	63 54
						268	H Ga. Southern	78	52	306	H Wofford	70 55
										300	H New Orleans	65 51
										106	A Alabama	64 62
										95	A Texas Tech	59 67

Non-Div I Games:

Jacksonville St.

■ Loss,
 ■ Non-Conf, S Site,
 ■ Home
 ■ Away
 N Neutral

Average RPI Win:	154	WON-LOST	WINNING	LAST 10	STRENGTH OF	OPP. STRENGTH	TEAM	ADJ.	CONF.	ADJ CONF.
Average RPI Loss:	54	RECORD	PCT. RANK	GAMES	SCHEDULE	OF SCHEDULE	RPI	RPI	RPI	RPI
DIV. I ONLY	7- 1	22	2- 0	99	64	27	27	13	13	
DIV. I NON-CONF.	7- 1	21	2- 0	106	64	27	27	13	13	
TOTALS	RPI 1-25	RPI 26-50	W-L RECORDS	RPI 51-100	RPI 101-150	RPI 150+				
7- 1	0- 0	1- 0	OVERALL	2- 1	1- 0	3- 0				
4- 0	0- 0	1- 0	HOME	1- 0	1- 0	1- 0				
2- 0	0- 0	0- 0	AWAY	1- 0	0- 0	1- 0				
1- 1	0- 0	0- 0	NEUTRAL	0- 1	0- 0	1- 0				
7- 1	0- 0	1- 0	NON-CONFERENCE	2- 1	1- 0	3- 0				
4- 0	0- 0	1- 0	HOME	1- 0	1- 0	1- 0				
2- 0	0- 0	0- 0	AWAY	1- 0	0- 0	1- 0				
1- 1	0- 0	0- 0	NEUTRAL	0- 1	0- 0	1- 0				
0- 0	0- 0	0- 0	CONFERENCE	0- 0	0- 0	0- 0				
0- 0	0- 0	0- 0	HOME	0- 0	0- 0	0- 0				
0- 0	0- 0	0- 0	AWAY	0- 0	0- 0	0- 0				
0- 0	0- 0	0- 0	NEUTRAL	0- 0	0- 0	0- 0				

RPI 1-25				RPI 26-50				Team's RPI: 27				RPI 51-100				RPI 101+			
RPI	S	Opponent	Score	RPI	S	Opponent	Score	RPI	S	Opponent	Score	RPI	S	Opponent	Score	RPI	S	Opponent	Score
				46	H	Pittsburgh	80 64					54	N	Maryland	64 80	112	H	UCLA	91 87
												86	A	American	69 65	167	A	Davidson	73 57
												89	H	St. Bonaventure	76 43	256	H	Richmond	79 68
																324	N	Houston	84 60
LAST 12 Division I GAMES:																			
				112	H	UCLA	91 87					256	H	Richmond	79 68				
				167	A	Davidson	73 57					89	H	St. Bonaventure	76 43				
				324	N	Houston	84 60												
				54	N	Maryland	64 80												
				46	H	Pittsburgh	80 64												
				86	A	American	69 65												

Non-Div I Games:

James Madison

Kansas

Through Games Of Dec. 8, 2014

Average RPI Win:	179	WON-LOST	WINNING	LAST 10	STRENGTH OF	OPP. STRENGTH	TEAM	ADJ.	CONF.	ADJ CONF.
Average RPI Loss:	56	RECORD	PCT. RANK	GAMES	SCHEDULE	OF SCHEDULE	RPI	RPI	RPI	RPI
DIV. I ONLY	7- 2	49	7- 2	129	76	84	84	5	5	
DIV. I NON-CONF.	7- 2	49	7- 2	133	76	86	86	5	5	
TOTALS	RPI 1-25	RPI 26-50	W-L RECORDS	RPI 51-100	RPI 101-150	RPI 150+				
7- 2	1- 1	0- 0	OVERALL	1- 0	0- 1	5- 0				
7- 1	1- 0	0- 0	HOME	1- 0	0- 1	5- 0				
0- 0	0- 0	0- 0	AWAY	0- 0	0- 0	0- 0				
0- 1	0- 1	0- 0	NEUTRAL	0- 0	0- 0	0- 0				
7- 2	1- 1	0- 0	NON-CONFERENCE	1- 0	0- 1	5- 0				
7- 1	1- 0	0- 0	HOME	1- 0	0- 1	5- 0				
0- 0	0- 0	0- 0	AWAY	0- 0	0- 0	0- 0				
0- 1	0- 1	0- 0	NEUTRAL	0- 0	0- 0	0- 0				
0- 0	0- 0	0- 0	CONFERENCE	0- 0	0- 0	0- 0				
0- 0	0- 0	0- 0	HOME	0- 0	0- 0	0- 0				
0- 0	0- 0	0- 0	AWAY	0- 0	0- 0	0- 0				
0- 0	0- 0	0- 0	NEUTRAL	0- 0	0- 0	0- 0				

RPI 1-25				RPI 26-50				RPI 51-100 Team's RPI: 84				RPI 101+			
RPI	S	Opponent	Score	RPI	S	Opponent	Score	RPI	S	Opponent	Score	RPI	S	Opponent	Score
6	N	Notre Dame	47 89					98	H	South Dakota	68 60	106	H	Alabama	80 85
16	H	California	62 39									156	H	Incarnate Word	68 46
												188	H	Iona	90 49
												197	H	Temple	76 56
												291	H	Georgetown	55 42
												308	H	Texas Southern	69 44
LAST 12 Division I GAMES:															
197	H	Temple	76 56	16	H	California	62 39	156	H	Incarnate Word	68 46	6	N	Notre Dame	47 89
106	H	Alabama	80 85	291	H	Georgetown	55 42	188	H	Iona	90 49	98	H	South Dakota	68 60
308	H	Texas Southern	69 44												

Non-Div I Games:

Kansas

Loss, Non-Conf, S Site, H Home A Away N Neutral

Average RPI Win:	213	WON-LOST	WINNING	LAST 10	STRENGTH OF	OPP. STRENGTH	TEAM	ADJ.	CONF.	ADJ CONF.
Average RPI Loss:	0	RECORD	PCT. RANK	GAMES	SCHEDULE	OF SCHEDULE	RPI	RPI	RPI	RPI
DIV. I ONLY	5- 0	1	0- 0	272	71	58	58	5	5	
DIV. I NON-CONF.	5- 0	1	0- 0	274	71	61	61	5	5	
TOTALS	RPI 1-25	RPI 26-50	W-L RECORDS	RPI 51-100	RPI 101-150	RPI 150+				
5- 0	0- 0	0- 0	OVERALL	1- 0	1- 0	3- 0				
4- 0	0- 0	0- 0	HOME	1- 0	1- 0	2- 0				
0- 0	0- 0	0- 0	AWAY	0- 0	0- 0	0- 0				
1- 0	0- 0	0- 0	NEUTRAL	0- 0	0- 0	1- 0				
5- 0	0- 0	0- 0	NON-CONFERENCE	1- 0	1- 0	3- 0				
4- 0	0- 0	0- 0	HOME	1- 0	1- 0	2- 0				
0- 0	0- 0	0- 0	AWAY	0- 0	0- 0	0- 0				
1- 0	0- 0	0- 0	NEUTRAL	0- 0	0- 0	1- 0				
0- 0	0- 0	0- 0	CONFERENCE	0- 0	0- 0	0- 0				
0- 0	0- 0	0- 0	HOME	0- 0	0- 0	0- 0				
0- 0	0- 0	0- 0	AWAY	0- 0	0- 0	0- 0				
0- 0	0- 0	0- 0	NEUTRAL	0- 0	0- 0	0- 0				

RPI 1-25			RPI 26-50			RPI 51-100			Team's RPI: 58	RPI 101+		
RPI	S	Opponent	Score	RPI	S	Opponent	Score	RPI	S	Opponent	Score	
								61	H	Hampton	66 46	
								141	H	Texas-Arlington	45 41	
								267	N	UTEP	72 43	
								283	H	SIUE	81 55	
								314	H	UMKC	65 36	
LAST 12 Division I GAMES:												
								141	H	Texas-Arlington	45 41	
								267	N	UTEP	72 43	
								61	H	Hampton	66 46	
								314	H	UMKC	65 36	
								283	H	SIUE	81 55	

Non-Div I Games: William Jewell 66 53

Kansas St.

Average RPI Win:	275	WON-LOST	WINNING	LAST 10	STRENGTH OF	OPP. STRENGTH	TEAM	ADJ.	CONF.	ADJ CONF.
Average RPI Loss:	81	RECORD	PCT. RANK	GAMES	SCHEDULE	OF SCHEDULE	RPI	RPI	RPI	RPI
DIV. I ONLY	6- 2	55	6- 2	309	116	121	121	17	17	
DIV. I NON-CONF.	6- 2	55	6- 2	310	117	124	124	17	17	
TOTALS	RPI 1-25	RPI 26-50	W-L RECORDS	RPI 51-100	RPI 101-150	RPI 150+				
6- 2	0- 0	0- 1	OVERALL	0- 0	0- 1	6- 0				
2- 0	0- 0	0- 0	HOME	0- 0	0- 0	2- 0				
4- 2	0- 0	0- 1	AWAY	0- 0	0- 1	4- 0				
0- 0	0- 0	0- 0	NEUTRAL	0- 0	0- 0	0- 0				
6- 2	0- 0	0- 1	NON-CONFERENCE	0- 0	0- 1	6- 0				
2- 0	0- 0	0- 0	HOME	0- 0	0- 0	2- 0				
4- 2	0- 0	0- 1	AWAY	0- 0	0- 1	4- 0				
0- 0	0- 0	0- 0	NEUTRAL	0- 0	0- 0	0- 0				
0- 0	0- 0	0- 0	CONFERENCE	0- 0	0- 0	0- 0				
0- 0	0- 0	0- 0	HOME	0- 0	0- 0	0- 0				
0- 0	0- 0	0- 0	AWAY	0- 0	0- 0	0- 0				
0- 0	0- 0	0- 0	NEUTRAL	0- 0	0- 0	0- 0				

RPI S	Opponent	Score	RPI S	Opponent	Score	RPI S	Opponent	Score	RPI S	Opponent	Score	Team's RPI: 121
38	A Seton Hall	74 77							124	A Georgia Tech	48 77	
									186	A Georgia St.	73 64	
									268	A Ga. Southern	72 51	
									271	A Tennessee St.	65 56	
									294	A Columbia	66 62	
									299	H Col. of Charleston	68 61	
									331	H Murray St.	65 60	
LAST 12 Division I GAMES:												
38	A Seton Hall	74 77	331	H Murray St.	65 60							
268	A Ga. Southern	72 51	186	A Georgia St.	73 64							
124	A Georgia Tech	48 77	294	A Columbia	66 62							
271	A Tennessee St.	65 56										
299	H Col. of Charleston	68 61										

Non-Div I Games:

Kennesaw St.

Average RPI Win:	192	WON-LOST	WINNING	LAST 10	STRENGTH OF	OPP. STRENGTH	TEAM	ADJ.	CONF.	ADJ CONF.
Average RPI Loss:	126	RECORD	PCT. RANK	GAMES	SCHEDULE	OF SCHEDULE	RPI	RPI	RPI	RPI
DIV. I ONLY	1- 7	319	1- 7	71	232	255	255	15	15	
DIV. I NON-CONF.	1- 7	317	1- 7	76	236	257	257	15	15	
TOTALS	RPI 1-25	RPI 26-50	W-L RECORDS	RPI 51-100	RPI 101-150	RPI 150+				
1- 7	0- 0	0- 1	OVERALL	0- 3	0- 1	1- 2				
1- 1	0- 0	0- 0	HOME	0- 1	0- 0	1- 0				
0- 4	0- 0	0- 1	AWAY	0- 2	0- 0	0- 1				
0- 2	0- 0	0- 0	NEUTRAL	0- 0	0- 1	0- 1				
1- 7	0- 0	0- 1	NON-CONFERENCE	0- 3	0- 1	1- 2				
1- 1	0- 0	0- 0	HOME	0- 1	0- 0	1- 0				
0- 4	0- 0	0- 1	AWAY	0- 2	0- 0	0- 1				
0- 2	0- 0	0- 0	NEUTRAL	0- 0	0- 1	0- 1				
0- 0	0- 0	0- 0	CONFERENCE	0- 0	0- 0	0- 0				
0- 0	0- 0	0- 0	HOME	0- 0	0- 0	0- 0				
0- 0	0- 0	0- 0	AWAY	0- 0	0- 0	0- 0				
0- 0	0- 0	0- 0	NEUTRAL	0- 0	0- 0	0- 0				

RPI 1-25				RPI 26-50				RPI 51-100				RPI 101+				Team's RPI: 255	
RPI	S	Opponent	Score	RPI	S	Opponent	Score	RPI	S	Opponent	Score	RPI	S	Opponent	Score		
				33	A	Northwestern	54 72	55	H	Youngstown St.	49 68	132	N	Dartmouth	49 60		
								87	A	Duquesne	60 86	182	A	North Dakota St.	68 74		
								91	A	Cleveland St.	67 69	192	H	Belmont	58 55		
												301	N	A&M-Corpus Christi	47 57		
LAST 12 Division I GAMES:																	
				91	A	Cleveland St.	67 69	87	A	Duquesne	60 86						
				182	A	North Dakota St.	68 74	132	N	Dartmouth	49 60						
								301	N	A&M-Corpus Christi	47 57						
								192	H	Belmont	58 55						
								33	A	Northwestern	54 72						
								55	H	Youngstown St.	49 68						

Non-Div I Games:

Kent St.

 Loss,
 Non-Conf,
 S Site,
 H Home
 A Away
N Neutral

Average RPI Win:	94	WON-LOST	WINNING	LAST 10	STRENGTH OF	OPP. STRENGTH	TEAM	ADJ.	CONF.	ADJ CONF.
Average RPI Loss:	36	RECORD	PCT. RANK	GAMES	SCHEDULE	OF SCHEDULE	RPI	RPI	RPI	RPI
DIV. I ONLY	8- 1	16	8- 1	4	31	1	1	2	2	
DIV. I NON-CONF.	8- 1	16	8- 1	5	32	1	1	2	2	
TOTALS	RPI 1-25	RPI 26-50	W-L RECORDS	RPI 51-100	RPI 101-150	RPI 150+				
8- 1	3- 0	0- 1	OVERALL	2- 0	1- 0	2- 0				
4- 0	1- 0	0- 0	HOME	0- 0	1- 0	2- 0				
2- 0	1- 0	0- 0	AWAY	1- 0	0- 0	0- 0				
2- 1	1- 0	0- 1	NEUTRAL	1- 0	0- 0	0- 0				
8- 1	3- 0	0- 1	NON-CONFERENCE	2- 0	1- 0	2- 0				
4- 0	1- 0	0- 0	HOME	0- 0	1- 0	2- 0				
2- 0	1- 0	0- 0	AWAY	1- 0	0- 0	0- 0				
2- 1	1- 0	0- 1	NEUTRAL	1- 0	0- 0	0- 0				
0- 0	0- 0	0- 0	CONFERENCE	0- 0	0- 0	0- 0				
0- 0	0- 0	0- 0	HOME	0- 0	0- 0	0- 0				
0- 0	0- 0	0- 0	AWAY	0- 0	0- 0	0- 0				
0- 0	0- 0	0- 0	NEUTRAL	0- 0	0- 0	0- 0				

RPI 1-25				Team's RPI: 1				RPI 26-50				RPI 51-100				RPI 101+			
RPI	S	Opponent	Score					RPI	S	Opponent	Score	RPI	S	Opponent	Score	RPI	S	Opponent	Score
15	H	Baylor	74 64					36	N	Illinois	71 77	72	A	Central Mich.	71 68	108	H	Morehead St.	91 62
17	A	Louisville	77 68									80	N	Oklahoma	92 88	176	H	Appalachian St.	111 74
24	N	South Fla.	61 57													257	H	Northern Ky.	82 64
LAST 12 Division I GAMES:																			
17	A	Louisville	77 68					72	A	Central Mich.	71 68								
257	H	Northern Ky.	82 64					108	H	Morehead St.	91 62								
24	N	South Fla.	61 57					15	H	Baylor	74 64								
80	N	Oklahoma	92 88					176	H	Appalachian St.	111 74								
36	N	Illinois	71 77																

Non-Div I Games:

Kentucky

Average RPI Win:	0	WON-LOST	WINNING	LAST 10	STRENGTH OF	OPP. STRENGTH	TEAM	ADJ.	CONF.	ADJ CONF.
Average RPI Loss:	222	RECORD	PCT. RANK	GAMES	SCHEDULE	OF SCHEDULE	RPI	RPI	RPI	RPI
DIV. I ONLY	0- 6	328	0- 6	195	338	335	335	29	29	
DIV. I NON-CONF.	0- 6	325	0- 6	200	337	334	334	30	30	
TOTALS	RPI 1-25	RPI 26-50	W-L RECORDS	RPI 51-100	RPI 101-150	RPI 150+				
0- 6	0- 0	0- 0	OVERALL	0- 0	0- 0	0- 6				
0- 4	0- 0	0- 0	HOME	0- 0	0- 0	0- 4				
0- 2	0- 0	0- 0	AWAY	0- 0	0- 0	0- 2				
0- 0	0- 0	0- 0	NEUTRAL	0- 0	0- 0	0- 0				
0- 6	0- 0	0- 0	NON-CONFERENCE	0- 0	0- 0	0- 6				
0- 4	0- 0	0- 0	HOME	0- 0	0- 0	0- 4				
0- 2	0- 0	0- 0	AWAY	0- 0	0- 0	0- 2				
0- 0	0- 0	0- 0	NEUTRAL	0- 0	0- 0	0- 0				
0- 0	0- 0	0- 0	CONFERENCE	0- 0	0- 0	0- 0				
0- 0	0- 0	0- 0	HOME	0- 0	0- 0	0- 0				
0- 0	0- 0	0- 0	AWAY	0- 0	0- 0	0- 0				
0- 0	0- 0	0- 0	NEUTRAL	0- 0	0- 0	0- 0				

RPI 1-25			RPI 26-50			RPI 51-100			RPI 101+ Team's RPI: 335		
RPI	S	Opponent	Score	RPI	S	Opponent	Score	RPI	S	Opponent	Score
								165	A	Maine	59 65
								184	H	Rhode Island	49 66
								187	H	La Salle	66 71
								228	H	Monmouth	57 78
								273	H	Rider	56 59
								294	A	Columbia	45 54
LAST 12 Division I GAMES:											
				184	H	Rhode Island	49 66	294	A	Columbia	45 54
				187	H	La Salle	66 71	273	H	Rider	56 59
				228	H	Monmouth	57 78				
				165	A	Maine	59 65				

Non-Div I Games:

LIU Brooklyn

Average RPI Win:	261	WON-LOST	WINNING	LAST 10	STRENGTH OF	OPP. STRENGTH	TEAM	ADJ.	CONF.	ADJ CONF.
Average RPI Loss:	71	RECORD	PCT. RANK	GAMES	SCHEDULE	OF SCHEDULE	RPI	RPI	RPI	RPI
DIV. I ONLY	3- 4	190	3- 4	53	286	202	202	2	2	
DIV. I NON-CONF.	3- 4	188	3- 4	54	287	201	201	2	2	
TOTALS	RPI 1-25	RPI 26-50	W-L RECORDS	RPI 51-100	RPI 101-150	RPI 150+				
3- 4	0- 1	0- 0	OVERALL	0- 2	0- 0	3- 1				
3- 3	0- 1	0- 0	HOME	0- 2	0- 0	3- 0				
0- 0	0- 0	0- 0	AWAY	0- 0	0- 0	0- 0				
0- 1	0- 0	0- 0	NEUTRAL	0- 0	0- 0	0- 1				
3- 4	0- 1	0- 0	NON-CONFERENCE	0- 2	0- 0	3- 1				
3- 3	0- 1	0- 0	HOME	0- 2	0- 0	3- 0				
0- 0	0- 0	0- 0	AWAY	0- 0	0- 0	0- 0				
0- 1	0- 0	0- 0	NEUTRAL	0- 0	0- 0	0- 1				
0- 0	0- 0	0- 0	CONFERENCE	0- 0	0- 0	0- 0				
0- 0	0- 0	0- 0	HOME	0- 0	0- 0	0- 0				
0- 0	0- 0	0- 0	AWAY	0- 0	0- 0	0- 0				
0- 0	0- 0	0- 0	NEUTRAL	0- 0	0- 0	0- 0				

RPI 1-25				RPI 26-50				RPI 51-100				RPI 101+ Team's RPI: 202			
RPI	S	Opponent	Score	RPI	S	Opponent	Score	RPI	S	Opponent	Score	RPI	S	Opponent	Score
20	H	Tulane	45 51					52	H	UALR	54 70	153	N	Santa Clara	67 69
								60	H	Rutgers	57 64	226	H	Louisiana Tech	73 59
												275	H	Sam Houston St.	71 45
												281	H	Jackson St.	52 44
LAST 12 Division I GAMES:															
226	H	Louisiana Tech	73 59	60	H	Rutgers	57 64	20	H	Tulane	45 51				
153	N	Santa Clara	67 69	281	H	Jackson St.	52 44	275	H	Sam Houston St.	71 45				
				52	H	UALR	54 70								

Non-Div I Games:

LSU

RPI 1-25				RPI 26-50				RPI 51-100				RPI 101+				Team's RPI: 187	
RPI	S	Opponent	Score	RPI	S	Opponent	Score	RPI	S	Opponent	Score	RPI	S	Opponent	Score		
												102	A	Penn	29	57	
												123	H	William & Mary	78	71	
												162	A	Robert Morris	75	61	
												197	A	Temple	72	75	
												230	N	Towson	62	49	
												242	H	Howard	65	64	
												292	H	Manhattan	61	48	
												335	A	LIU Brooklyn	71	66	
LAST 12 Division I GAMES:																	
				123	H	William & Mary	78	71				242	H	Howard	65	64	
				162	A	Robert Morris	75	61				197	A	Temple	72	75	
				230	N	Towson	62	49									
				335	A	LIU Brooklyn	71	66									
				292	H	Manhattan	61	48									
				102	A	Penn	29	57									

Page 139

Average RPI Win: 253		WON-LOST	WINNING	LAST 10	STRENGTH OF	OPP. STRENGTH	TEAM	ADJ.	CONF.	ADJ CONF.
Average RPI Loss: 0		RECORD	PCT. RANK	GAMES	SCHEDULE	OF SCHEDULE	RPI	RPI	RPI	RPI
DIV. I ONLY		4- 0	1	4- 0	341	129	152	152	19	19
DIV. I NON-CONF.		4- 0	1	4- 0	342	129	154	154	20	20
TOTALS	RPI 1-25	RPI 26-50		W-L RECORDS		RPI 51-100	RPI 101-150	RPI 150+		
4- 0	0- 0	0- 0		OVERALL		0- 0	0- 0	4- 0		
2- 0	0- 0	0- 0		HOME		0- 0	0- 0	2- 0		
2- 0	0- 0	0- 0		AWAY		0- 0	0- 0	2- 0		
0- 0	0- 0	0- 0		NEUTRAL		0- 0	0- 0	0- 0		
4- 0	0- 0	0- 0		NON-CONFERENCE		0- 0	0- 0	4- 0		
2- 0	0- 0	0- 0		HOME		0- 0	0- 0	2- 0		
2- 0	0- 0	0- 0		AWAY		0- 0	0- 0	2- 0		
0- 0	0- 0	0- 0		NEUTRAL		0- 0	0- 0	0- 0		
0- 0	0- 0	0- 0		CONFERENCE		0- 0	0- 0	0- 0		
0- 0	0- 0	0- 0		HOME		0- 0	0- 0	0- 0		
0- 0	0- 0	0- 0		AWAY		0- 0	0- 0	0- 0		
0- 0	0- 0	0- 0		NEUTRAL		0- 0	0- 0	0- 0		

RPI 1-25				RPI 26-50				RPI 51-100				RPI 101+				Team's RPI: 152	
RPI	S	Opponent	Score	RPI	S	Opponent	Score	RPI	S	Opponent	Score	RPI	S	Opponent	Score		
												205	A	Southeastern La.	71	60	
												226	H	Louisiana Tech	58	55	
												275	H	Sam Houston St.	65	46	
												305	A	Lamar	75	55	
LAST 12 Division I GAMES:																	
								275	H	Sam Houston St.	65	46					
								205	A	Southeastern La.	71	60					
								226	H	Louisiana Tech	58	55					
								305	A	Lamar	75	55					

Non-Div I Games:	Xavier (LA)	69	53
------------------	-------------	----	----

La.-Lafayette

■ Loss, ■ Non-Conf, S Site, H Home A Away N Neutral

Average RPI Win: 0		WON-LOST	WINNING	LAST 10	STRENGTH OF	OPP. STRENGTH	TEAM	ADJ.	CONF.	ADJ CONF.
Average RPI Loss: 223		RECORD	PCT. RANK	GAMES	SCHEDULE	OF SCHEDULE	RPI	RPI	RPI	RPI
DIV. I ONLY		0- 3	328	0- 3	216	343	340	340	19	19
DIV. I NON-CONF.		0- 3	325	0- 3	219	342	340	340	20	20
TOTALS		RPI 1-25	RPI 26-50	W-L RECORDS	RPI 51-100	RPI 101-150	RPI 150+			
0- 3	0- 1		0- 0	OVERALL	0- 0	0- 0	0- 2			
0- 0	0- 0		0- 0	HOME	0- 0	0- 0	0- 0			
0- 3	0- 1		0- 0	AWAY	0- 0	0- 0	0- 2			
0- 0	0- 0		0- 0	NEUTRAL	0- 0	0- 0	0- 0			
0- 3	0- 1		0- 0	NON-CONFERENCE	0- 0	0- 0	0- 2			
0- 0	0- 0		0- 0	HOME	0- 0	0- 0	0- 0			
0- 3	0- 1		0- 0	AWAY	0- 0	0- 0	0- 2			
0- 0	0- 0		0- 0	NEUTRAL	0- 0	0- 0	0- 0			
0- 0	0- 0		0- 0	CONFERENCE	0- 0	0- 0	0- 0			
0- 0	0- 0		0- 0	HOME	0- 0	0- 0	0- 0			
0- 0	0- 0		0- 0	AWAY	0- 0	0- 0	0- 0			
0- 0	0- 0		0- 0	NEUTRAL	0- 0	0- 0	0- 0			

RPI 1-25				RPI 26-50				RPI 51-100				RPI 101+ Team's RPI: 340			
RPI	S	Opponent	Score	RPI	S	Opponent	Score	RPI	S	Opponent	Score	RPI	S	Opponent	Score
19	A	Mississippi St.	46 80									307	A	Stephen F. Austin	54 82
												342	A	Alcorn	53 62
LAST 12 Division I GAMES:															
19	A	Mississippi St.	46 80	342	A	Alcorn	53 62								
307	A	Stephen F. Austin	54 82												

Non-Div I Games:	Southern Ark.	78	67	William Carey	68	35
------------------	---------------	----	----	---------------	----	----

La.-Monroe

■ Loss, ■ Non-Conf, S Site, H Home A Away N Neutral

Average RPI Win:	172	WON-LOST	WINNING	LAST 10	STRENGTH OF	OPP. STRENGTH	TEAM	ADJ.	CONF.	ADJ CONF.
Average RPI Loss:	116	RECORD	PCT. RANK	GAMES	SCHEDULE	OF SCHEDULE	RPI	RPI	RPI	RPI
DIV. I ONLY	5- 3	109	5- 3	128	119	66	66	18	18	
DIV. I NON-CONF.	5- 3	114	5- 3	132	120	68	68	19	19	
TOTALS	RPI 1-25	RPI 26-50	W-L RECORDS	RPI 51-100	RPI 101-150	RPI 150+				
5- 3	0- 1	0- 1	OVERALL	0- 0	3- 0	2- 1				
3- 0	0- 0	0- 0	HOME	0- 0	3- 0	0- 0				
2- 3	0- 1	0- 1	AWAY	0- 0	0- 0	2- 1				
0- 0	0- 0	0- 0	NEUTRAL	0- 0	0- 0	0- 0				
5- 3	0- 1	0- 1	NON-CONFERENCE	0- 0	3- 0	2- 1				
3- 0	0- 0	0- 0	HOME	0- 0	3- 0	0- 0				
2- 3	0- 1	0- 1	AWAY	0- 0	0- 0	2- 1				
0- 0	0- 0	0- 0	NEUTRAL	0- 0	0- 0	0- 0				
0- 0	0- 0	0- 0	CONFERENCE	0- 0	0- 0	0- 0				
0- 0	0- 0	0- 0	HOME	0- 0	0- 0	0- 0				
0- 0	0- 0	0- 0	AWAY	0- 0	0- 0	0- 0				
0- 0	0- 0	0- 0	NEUTRAL	0- 0	0- 0	0- 0				

RPI 1-25				RPI 26-50				RPI 51-100				Team's RPI: 66		RPI 101+			
RPI	S	Opponent	Score	RPI	S	Opponent	Score	RPI	S	Opponent	Score			RPI	S	Opponent	Score
17	A	Louisville	61 102	38	A	Seton Hall	63 80							102	H	Penn	60 57
														115	H	Hartford	74 59
														117	H	Delaware	63 52
														254	A	St. Francis Brooklyn	73 51
														273	A	Rider	66 48
														294	A	Columbia	65 72
LAST 12 Division I GAMES:																	
				38	A	Seton Hall	63 80	273	A	Rider	66 48						
				254	A	St. Francis Brooklyn	73 51	115	H	Hartford	74 59						
				102	H	Penn	60 57	294	A	Columbia	65 72						
				17	A	Louisville	61 102	117	H	Delaware	63 52						

Non-Div I Games:

Lafayette

Average RPI Win:	0	WON-LOST	WINNING	LAST 10	STRENGTH OF	OPP. STRENGTH	TEAM	ADJ.	CONF.	ADJ CONF.
Average RPI Loss:	176	RECORD	PCT. RANK	GAMES	SCHEDULE	OF SCHEDULE	RPI	RPI	RPI	RPI
DIV. I ONLY	0- 5	328	0- 5	94	331	305	305	26	26	
DIV. I NON-CONF.	0- 5	325	0- 5	100	329	305	305	26	26	
TOTALS	RPI 1-25	RPI 26-50	W-L RECORDS	RPI 51-100	RPI 101-150	RPI 150+				
0- 5	0- 0	0- 0	OVERALL	0- 1	0- 0	0- 4				
0- 2	0- 0	0- 0	HOME	0- 0	0- 0	0- 2				
0- 3	0- 0	0- 0	AWAY	0- 1	0- 0	0- 2				
0- 0	0- 0	0- 0	NEUTRAL	0- 0	0- 0	0- 0				
0- 5	0- 0	0- 0	NON-CONFERENCE	0- 1	0- 0	0- 4				
0- 2	0- 0	0- 0	HOME	0- 0	0- 0	0- 2				
0- 3	0- 0	0- 0	AWAY	0- 1	0- 0	0- 2				
0- 0	0- 0	0- 0	NEUTRAL	0- 0	0- 0	0- 0				
0- 0	0- 0	0- 0	CONFERENCE	0- 0	0- 0	0- 0				
0- 0	0- 0	0- 0	HOME	0- 0	0- 0	0- 0				
0- 0	0- 0	0- 0	AWAY	0- 0	0- 0	0- 0				
0- 0	0- 0	0- 0	NEUTRAL	0- 0	0- 0	0- 0				

RPI 1-25				RPI 26-50				RPI 51-100				RPI 101+				Team's RPI: 305	
RPI	S	Opponent	Score	RPI	S	Opponent	Score	RPI	S	Opponent	Score	RPI	S	Opponent	Score		
								80	A	Oklahoma	73	100	152	H	La.-Lafayette	55	75
													174	H	UTSA	40	72
													217	A	Texas St.	72	79
													258	A	Tulsa	69	73
LAST 12 Division I GAMES:																	
				80	A	Oklahoma	73	100	217	A	Texas St.	72	79				
				258	A	Tulsa	69	73	174	H	UTSA	40	72				
				152	H	La.-Lafayette	55	75									

Non-Div I Games: Huston-Tillotson 95 47 St. Thomas (TX) 67 35

Lamar

Average RPI Win:	173	WON-LOST	WINNING	LAST 10	STRENGTH OF	OPP. STRENGTH	TEAM	ADJ.	CONF.	ADJ CONF.
Average RPI Loss:	0	RECORD	PCT. RANK	GAMES	SCHEDULE	OF SCHEDULE	RPI	RPI	RPI	RPI
DIV. I ONLY	6- 0	1	6- 0	231	92	44	44	18	18	
DIV. I NON-CONF.	6- 0	1	6- 0	235	91	44	44	19	19	
TOTALS	RPI 1-25	RPI 26-50	W-L RECORDS	RPI 51-100	RPI 101-150	RPI 150+				
6- 0	0- 0	0- 0	OVERALL	1- 0	1- 0	4- 0				
1- 0	0- 0	0- 0	HOME	1- 0	0- 0	0- 0				
5- 0	0- 0	0- 0	AWAY	0- 0	1- 0	4- 0				
0- 0	0- 0	0- 0	NEUTRAL	0- 0	0- 0	0- 0				
6- 0	0- 0	0- 0	NON-CONFERENCE	1- 0	1- 0	4- 0				
1- 0	0- 0	0- 0	HOME	1- 0	0- 0	0- 0				
5- 0	0- 0	0- 0	AWAY	0- 0	1- 0	4- 0				
0- 0	0- 0	0- 0	NEUTRAL	0- 0	0- 0	0- 0				
0- 0	0- 0	0- 0	CONFERENCE	0- 0	0- 0	0- 0				
0- 0	0- 0	0- 0	HOME	0- 0	0- 0	0- 0				
0- 0	0- 0	0- 0	AWAY	0- 0	0- 0	0- 0				
0- 0	0- 0	0- 0	NEUTRAL	0- 0	0- 0	0- 0				

RPI 1-25			RPI 26-50			Team's RPI: 44			RPI 51-100			RPI 101+		
RPI	S	Opponent	Score	RPI	S	Opponent	Score		RPI	S	Opponent	Score		
									61	H	Hampton	85	67	
												119	A	Saint Joseph's 73 71
												151	A	Sacred Heart 85 77
												169	A	NJIT 74 54
												228	A	Monmouth 82 70
												310	A	Saint Peter's 70 58
LAST 12 Division I GAMES:														
119	A	Saint Joseph's	73	71	310	A	Saint Peter's	70	58					
61	H	Hampton	85	67	169	A	NJIT	74	54					
151	A	Sacred Heart	85	77	228	A	Monmouth	82	70					

Non-Div I Games: East Stroudsburg 77 53

Lehigh

Average RPI Win:	175	WON-LOST	WINNING	LAST 10	STRENGTH OF	OPP. STRENGTH	TEAM	ADJ.	CONF.	ADJ CONF.
Average RPI Loss:	148	RECORD	PCT. RANK	GAMES	SCHEDULE	OF SCHEDULE	RPI	RPI	RPI	RPI
DIV. I ONLY	5- 2	74	1- 0	290	25	137	137	31	31	
DIV. I NON-CONF.	4- 2	91	1- 0	286	38	163	163	31	31	
TOTALS	RPI 1-25	RPI 26-50	W-L RECORDS	RPI 51-100	RPI 101-150	RPI 150+				
5- 2	0- 0	0- 0	OVERALL	0- 1	1- 0	4- 1				
2- 1	0- 0	0- 0	HOME	0- 0	1- 0	1- 1				
2- 1	0- 0	0- 0	AWAY	0- 1	0- 0	2- 0				
1- 0	0- 0	0- 0	NEUTRAL	0- 0	0- 0	1- 0				
4- 2	0- 0	0- 0	NON-CONFERENCE	0- 1	1- 0	3- 1				
2- 1	0- 0	0- 0	HOME	0- 0	1- 0	1- 1				
1- 1	0- 0	0- 0	AWAY	0- 1	0- 0	1- 0				
1- 0	0- 0	0- 0	NEUTRAL	0- 0	0- 0	1- 0				
1- 0	0- 0	0- 0	CONFERENCE	0- 0	0- 0	1- 0				
0- 0	0- 0	0- 0	HOME	0- 0	0- 0	0- 0				
1- 0	0- 0	0- 0	AWAY	0- 0	0- 0	1- 0				
0- 0	0- 0	0- 0	NEUTRAL	0- 0	0- 0	0- 0				

RPI 1-25			RPI 26-50			RPI 51-100			RPI 101+			Team's RPI: 137
RPI	S	Opponent	Score	RPI	S	Opponent	Score	RPI	S	Opponent	Score	
						78 A	Elon	62	73	119 H	Saint Joseph's	76 75
										158 H	VCU	69 53
										173 A	Radford	72 63
										186 A	Georgia St.	73 71
										218 H	Charlotte	77 79
										238 N	Penn St.	80 68
LAST 12 Division I GAMES:												
						78 A	Elon	62	73	186 A	Georgia St.	73 71
						119 H	Saint Joseph's	76	75	173 A	Radford	72 63
						158 H	VCU	69	53	238 N	Penn St.	80 68
						218 H	Charlotte	77	79			

Non-Div I Games:

Liberty

Average RPI Win:	188	WON-LOST	WINNING	LAST 10	STRENGTH OF	OPP. STRENGTH	TEAM	ADJ.	CONF.	ADJ CONF.
Average RPI Loss:	221	RECORD	PCT. RANK	GAMES	SCHEDULE	OF SCHEDULE	RPI	RPI	RPI	RPI
DIV. I ONLY	2- 6	269	2- 6	318	204	322	322	17	17	
DIV. I NON-CONF.	2- 6	266	2- 6	319	206	321	321	17	17	
TOTALS	RPI 1-25	RPI 26-50	W-L RECORDS	RPI 51-100	RPI 101-150	RPI 150+				
2- 6	0- 0	0- 0	OVERALL	0- 1	1- 0	1- 5				
1- 3	0- 0	0- 0	HOME	0- 1	0- 0	1- 2				
1- 3	0- 0	0- 0	AWAY	0- 0	1- 0	0- 3				
0- 0	0- 0	0- 0	NEUTRAL	0- 0	0- 0	0- 0				
2- 6	0- 0	0- 0	NON-CONFERENCE	0- 1	1- 0	1- 5				
1- 3	0- 0	0- 0	HOME	0- 1	0- 0	1- 2				
1- 3	0- 0	0- 0	AWAY	0- 0	1- 0	0- 3				
0- 0	0- 0	0- 0	NEUTRAL	0- 0	0- 0	0- 0				
0- 0	0- 0	0- 0	CONFERENCE	0- 0	0- 0	0- 0				
0- 0	0- 0	0- 0	HOME	0- 0	0- 0	0- 0				
0- 0	0- 0	0- 0	AWAY	0- 0	0- 0	0- 0				
0- 0	0- 0	0- 0	NEUTRAL	0- 0	0- 0	0- 0				

RPI 1-25			RPI 26-50			RPI 51-100			RPI 101+			Team's RPI: 322
RPI	S	Opponent	Score	RPI	S	Opponent	Score	RPI	S	Opponent	Score	
						96	H Tennessee	51	85	108	A Morehead St.	61 59
										192	A Belmont	60 80
										216	A UAB	54 72
										219	H Wright St.	66 79
										268	H Ga. Southern	80 74
										271	H Tennessee St.	55 73
										331	A Murray St.	71 74
LAST 12 Division I GAMES:												
						96	H Tennessee	51	85	108	A Morehead St.	61 59
						192	A Belmont	60	80	331	A Murray St.	71 74
										271	H Tennessee St.	55 73
										216	A UAB	54 72
										219	H Wright St.	66 79
										268	H Ga. Southern	80 74

Non-Div I Games:

Lipscomb

Average RPI Win:	169	WON-LOST	WINNING	LAST 10	STRENGTH OF	OPP. STRENGTH	TEAM	ADJ.	CONF.	ADJ CONF.
Average RPI Loss:	4	RECORD	PCT. RANK	GAMES	SCHEDULE	OF SCHEDULE	RPI	RPI	RPI	RPI
DIV. I ONLY	6- 1	30	6- 1	166	38	49	49	11	11	
DIV. I NON-CONF.	6- 1	30	6- 1	170	39	52	52	11	11	
TOTALS	RPI 1-25	RPI 26-50	W-L RECORDS	RPI 51-100	RPI 101-150	RPI 150+				
6- 1	0- 1	0- 0	OVERALL	2- 0	0- 0	4- 0				
2- 1	0- 1	0- 0	HOME	1- 0	0- 0	1- 0				
3- 0	0- 0	0- 0	AWAY	1- 0	0- 0	2- 0				
1- 0	0- 0	0- 0	NEUTRAL	0- 0	0- 0	1- 0				
6- 1	0- 1	0- 0	NON-CONFERENCE	2- 0	0- 0	4- 0				
2- 1	0- 1	0- 0	HOME	1- 0	0- 0	1- 0				
3- 0	0- 0	0- 0	AWAY	1- 0	0- 0	2- 0				
1- 0	0- 0	0- 0	NEUTRAL	0- 0	0- 0	1- 0				
0- 0	0- 0	0- 0	CONFERENCE	0- 0	0- 0	0- 0				
0- 0	0- 0	0- 0	HOME	0- 0	0- 0	0- 0				
0- 0	0- 0	0- 0	AWAY	0- 0	0- 0	0- 0				
0- 0	0- 0	0- 0	NEUTRAL	0- 0	0- 0	0- 0				

RPI 1-25			RPI 26-50		Team's RPI: 49		RPI 51-100			RPI 101+		
RPI	S	Opponent	Score	RPI	S	Opponent	Score	RPI	S	Opponent	Score	
4	H	Southern California	85 90					71	H	San Francisco	70 58	
								97	A	Pepperdine	78 69	
										177	A	San Diego St.
										183	N	Boise St.
										222	H	Seattle
										264	A	Portland St.
LAST 12 Division I GAMES:												
								71	H	San Francisco	70 58	
								97	A	Pepperdine	78 69	
								264	A	Portland St.	62 58	
								183	N	Boise St.	68 50	
								4	H	Southern California	85 90	
								177	A	San Diego St.	74 62	

Non-Div I Games: Alas. Anchorage 69 60

Long Beach St.

RPI 1-25				RPI 26-50				RPI 51-100				RPI 101+				Team's RPI: 330	
RPI	S	Opponent	Score	RPI	S	Opponent	Score	RPI	S	Opponent	Score	RPI	S	Opponent	Score		
												123	A	William & Mary	55	90	
												139	A	High Point	60	81	
												170	A	Florida	46	91	
												203	A	Virginia Tech	42	74	
												213	A	Wake Forest	60	64	
												256	A	Richmond	50	80	
												317	H	UNC Greensboro	64	70	
LAST 12 Division I GAMES:																	
				170	A	Florida	46	91	139	A	High Point	60	81				
				213	A	Wake Forest	60	64	256	A	Richmond	50	80				
									203	A	Virginia Tech	42	74				
									123	A	William & Mary	55	90				
									317	H	UNC Greensboro	64	70				

Longwood

Louisiana Tech

Through Games Of Dec. 8, 2014

Average RPI Win:	320	WON-LOST	WINNING	LAST 10	STRENGTH OF	OPP. STRENGTH	TEAM	ADJ.	CONF.	ADJ CONF.
Average RPI Loss:	189	RECORD	PCT. RANK	GAMES	SCHEDULE	OF SCHEDULE	RPI	RPI	RPI	RPI
DIV. I ONLY	2- 3	210	0- 0	296	301	226	226	16	16	
DIV. I NON-CONF.	2- 3	206	0- 0	297	303	231	231	16	16	
TOTALS	RPI 1-25	RPI 26-50	W-L RECORDS	RPI 51-100	RPI 101-150	RPI 150+				
2- 3	0- 0	0- 0	OVERALL	0- 0	0- 0	2- 3				
0- 0	0- 0	0- 0	HOME	0- 0	0- 0	0- 0				
2- 3	0- 0	0- 0	AWAY	0- 0	0- 0	2- 1				
0- 0	0- 0	0- 0	NEUTRAL	0- 0	0- 0	0- 0				
2- 3	0- 0	0- 0	NON-CONFERENCE	0- 0	0- 0	2- 3				
0- 0	0- 0	0- 0	HOME	0- 0	0- 0	0- 0				
2- 3	0- 0	0- 0	AWAY	0- 0	0- 0	2- 3				
0- 0	0- 0	0- 0	NEUTRAL	0- 0	0- 0	0- 0				
0- 0	0- 0	0- 0	CONFERENCE	0- 0	0- 0	0- 0				
0- 0	0- 0	0- 0	HOME	0- 0	0- 0	0- 0				
0- 0	0- 0	0- 0	AWAY	0- 0	0- 0	0- 0				
0- 0	0- 0	0- 0	NEUTRAL	0- 0	0- 0	0- 0				

RPI 1-25				RPI 26-50				RPI 51-100				RPI 101+				Team's RPI: 226	
RPI	S	Opponent	Score	RPI	S	Opponent	Score	RPI	S	Opponent	Score	RPI	S	Opponent	Score		
												152	A	La.-Lafayette	55	58	
												202	A	LSU	59	73	
												214	A	Northwestern St.	57	69	
												307	A	Stephen F. Austin	76	69	
												333	A	Alabama A&M	70	68	
LAST 12 Division I GAMES:																	
				202	A	LSU	59	73	307	A	Stephen F. Austin	76	69				
				333	A	Alabama A&M	70	68									
				152	A	La.-Lafayette	55	58									
				214	A	Northwestern St.	57	69									

Non-Div I Games: Loyola (LA) 75 61

Louisiana Tech

■ Loss,
 ■ Non-Conf,
 ■ S Site,
 ■ Home
 ■ A Away
 N Neutral

Average RPI Win:	155	WON-LOST	WINNING	LAST 10	STRENGTH OF	OPP. STRENGTH	TEAM	ADJ.	CONF.	ADJ CONF.
Average RPI Loss:	1	RECORD	PCT. RANK	GAMES	SCHEDULE	OF SCHEDULE	RPI	RPI	RPI	RPI
DIV. I ONLY	8- 1	16	8- 1	54	42	17	17	3	3	
DIV. I NON-CONF.	8- 1	16	8- 1	55	43	17	17	3	3	
TOTALS	RPI 1-25	RPI 26-50	W-L RECORDS	RPI 51-100	RPI 101-150	RPI 150+				
8- 1	1- 1	1- 0	OVERALL	1- 0	0- 0	5- 0				
6- 1	1- 1	1- 0	HOME	1- 0	0- 0	3- 0				
2- 0	0- 0	0- 0	AWAY	0- 0	0- 0	2- 0				
0- 0	0- 0	0- 0	NEUTRAL	0- 0	0- 0	0- 0				
8- 1	1- 1	1- 0	NON-CONFERENCE	1- 0	0- 0	5- 0				
6- 1	1- 1	1- 0	HOME	1- 0	0- 0	3- 0				
2- 0	0- 0	0- 0	AWAY	0- 0	0- 0	2- 0				
0- 0	0- 0	0- 0	NEUTRAL	0- 0	0- 0	0- 0				
0- 0	0- 0	0- 0	CONFERENCE	0- 0	0- 0	0- 0				
0- 0	0- 0	0- 0	HOME	0- 0	0- 0	0- 0				
0- 0	0- 0	0- 0	AWAY	0- 0	0- 0	0- 0				
0- 0	0- 0	0- 0	NEUTRAL	0- 0	0- 0	0- 0				

RPI 1-25				Team's RPI: 17		RPI 26-50				RPI 51-100				RPI 101+					
RPI	S	Opponent	Score		RPI	S	Opponent	Score		RPI	S	Opponent	Score		RPI	S	Opponent	Score	
1	H	Kentucky	68	77	31	H	Iowa	86	52	66	H	Lafayette	102	61	192	H	Belmont	95	35
10	H	Western Ky.	89	67											220	H	Ball St.	69	56
															234	A	Valparaiso	86	59
															241	A	IUPUI	89	69
															249	H	UT Martin	77	43
LAST 12 Division I GAMES:																			
220	H	Ball St.	69	56	1	H	Kentucky	68	77										
192	H	Belmont	95	35	31	H	Iowa	86	52										
249	H	UT Martin	77	43	234	A	Valparaiso	86	59										
241	A	IUPUI	89	69	66	H	Lafayette	102	61										
					10	H	Western Ky.	89	67										

Non-Div I Games:

Louisville

Average RPI Win:	286	WON-LOST	WINNING	LAST 10	STRENGTH OF	OPP. STRENGTH	TEAM	ADJ.	CONF.	ADJ CONF.
Average RPI Loss:	153	RECORD	PCT. RANK	GAMES	SCHEDULE	OF SCHEDULE	RPI	RPI	RPI	RPI
DIV. I ONLY	2- 5	253	2- 5	123	298	221	221	21	21	
DIV. I NON-CONF.	2- 5	251	2- 5	126	300	223	223	22	22	
TOTALS	RPI 1-25	RPI 26-50	W-L RECORDS	RPI 51-100	RPI 101-150	RPI 150+				
2- 5	0- 0	0- 1	OVERALL	0- 0	0- 2	2- 2				
1- 2	0- 0	0- 0	HOME	0- 0	0- 1	1- 1				
1- 3	0- 0	0- 1	AWAY	0- 0	0- 1	1- 1				
0- 0	0- 0	0- 0	NEUTRAL	0- 0	0- 0	0- 0				
2- 5	0- 0	0- 1	NON-CONFERENCE	0- 0	0- 2	2- 2				
1- 2	0- 0	0- 0	HOME	0- 0	0- 1	1- 1				
1- 3	0- 0	0- 1	AWAY	0- 0	0- 1	1- 1				
0- 0	0- 0	0- 0	NEUTRAL	0- 0	0- 0	0- 0				
0- 0	0- 0	0- 0	CONFERENCE	0- 0	0- 0	0- 0				
0- 0	0- 0	0- 0	HOME	0- 0	0- 0	0- 0				
0- 0	0- 0	0- 0	AWAY	0- 0	0- 0	0- 0				
0- 0	0- 0	0- 0	NEUTRAL	0- 0	0- 0	0- 0				

RPI 1-25			RPI 26-50			RPI 51-100			RPI 101+			Team's RPI: 221
RPI	S	Opponent	Score	RPI	S	Opponent	Score	RPI	S	Opponent	Score	
				33	A	Northwestern	33 70					
								124	H	Georgia Tech	57 92	
								140	A	Missouri	45 56	
								216	H	UAB	51 61	
								250	A	Marquette	71 86	
								257	A	Northern Ky.	45 38	
								315	H	Eastern Ill.	63 52	
LAST 12 Division I GAMES:												
				33	A	Northwestern	33 70	315	H	Eastern Ill.	63 52	
				140	A	Missouri	45 56	216	H	UAB	51 61	
								257	A	Northern Ky.	45 38	
								250	A	Marquette	71 86	
								124	H	Georgia Tech	57 92	

Non-Div I Games:

Loyola Chicago

Loyola Maryland

Through Games Of Dec. 8, 2014

Average RPI Win:	345	WON-LOST	WINNING	LAST 10	STRENGTH OF	OPP. STRENGTH	TEAM	ADJ.	CONF.	ADJ CONF.
Average RPI Loss:	178	RECORD	PCT. RANK	GAMES	SCHEDULE	OF SCHEDULE	RPI	RPI	RPI	RPI
DIV. I ONLY	1- 6	303	1- 6	283	281	332	332	18	18	
DIV. I NON-CONF.	1- 6	303	1- 6	285	283	330	330	19	19	
TOTALS	RPI 1-25	RPI 26-50	W-L RECORDS	RPI 51-100	RPI 101-150	RPI 150+				
1- 6	0- 0	0- 1	OVERALL	0- 1	0- 1	1- 3				
1- 1	0- 0	0- 0	HOME	0- 0	0- 0	1- 1				
0- 5	0- 0	0- 1	AWAY	0- 1	0- 1	0- 2				
0- 0	0- 0	0- 0	NEUTRAL	0- 0	0- 0	0- 0				
1- 6	0- 0	0- 1	NON-CONFERENCE	0- 1	0- 1	1- 3				
1- 1	0- 0	0- 0	HOME	0- 0	0- 0	1- 1				
0- 5	0- 0	0- 1	AWAY	0- 1	0- 1	0- 2				
0- 0	0- 0	0- 0	NEUTRAL	0- 0	0- 0	0- 0				
0- 0	0- 0	0- 0	CONFERENCE	0- 0	0- 0	0- 0				
0- 0	0- 0	0- 0	HOME	0- 0	0- 0	0- 0				
0- 0	0- 0	0- 0	AWAY	0- 0	0- 0	0- 0				
0- 0	0- 0	0- 0	NEUTRAL	0- 0	0- 0	0- 0				

RPI 1-25				RPI 26-50				RPI 51-100				RPI 101+ Team's RPI: 332			
RPI	S	Opponent	Score	RPI	S	Opponent	Score	RPI	S	Opponent	Score	RPI	S	Opponent	Score
				46	A	Pittsburgh	46 84	54	A	Maryland	43 65	123	A	William & Mary	71 72
												230	H	Towson	50 63
												291	A	Georgetown	44 71
												326	A	UMBC	58 81
												345	H	Mt. St. Mary's	56 49
LAST 12 Division I GAMES:															
				230	H	Towson	50 63	345	H	Mt. St. Mary's	56 49				
				46	A	Pittsburgh	46 84								
				54	A	Maryland	43 65								
				291	A	Georgetown	44 71								
				326	A	UMBC	58 81								
				123	A	William & Mary	71 72								

Non-Div I Games:

Loyola Maryland

Loss, Non-Conf, S Site, H Home A Away N Neutral

Average RPI Win: 239		WON-LOST	WINNING	LAST 10	STRENGTH OF	OPP. STRENGTH	TEAM	ADJ.	CONF.	ADJ CONF.
Average RPI Loss: 236		RECORD	PCT. RANK	GAMES	SCHEDULE	OF SCHEDULE	RPI	RPI	RPI	RPI
DIV. I ONLY		2- 5	253	2- 5	140	346	272	272	6	6
DIV. I NON-CONF.		2- 5	251	2- 5	143	345	274	274	6	6
TOTALS		RPI 1-25	RPI 26-50	W-L RECORDS	RPI 51-100	RPI 101-150	RPI 150+			
2- 5	0- 0		0- 0	OVERALL	0- 0	0- 0	2- 5			
2- 1	0- 0		0- 0	HOME	0- 0	0- 0	2- 1			
0- 4	0- 0		0- 0	AWAY	0- 0	0- 0	0- 4			
0- 0	0- 0		0- 0	NEUTRAL	0- 0	0- 0	0- 0			
2- 5	0- 0		0- 0	NON-CONFERENCE	0- 0	0- 0	2- 5			
2- 1	0- 0		0- 0	HOME	0- 0	0- 0	2- 1			
0- 4	0- 0		0- 0	AWAY	0- 0	0- 0	0- 4			
0- 0	0- 0		0- 0	NEUTRAL	0- 0	0- 0	0- 0			
0- 0	0- 0		0- 0	CONFERENCE	0- 0	0- 0	0- 0			
0- 0	0- 0		0- 0	HOME	0- 0	0- 0	0- 0			
0- 0	0- 0		0- 0	AWAY	0- 0	0- 0	0- 0			
0- 0	0- 0		0- 0	NEUTRAL	0- 0	0- 0	0- 0			

RPI 1-25				RPI 26-50				RPI 51-100				RPI 101+				Team's RPI: 272	
RPI	S	Opponent	Score	RPI	S	Opponent	Score	RPI	S	Opponent	Score	RPI	S	Opponent	Score		
												171	A	Oklahoma St.	65	76	
												193	H	Cal Poly	79	87	
												216	H	UAB	66	61	
												222	A	Seattle	57	62	
												262	H	Bowling Green	51	48	
												287	A	UNLV	76	91	
												309	A	Northern Ariz.	64	82	
LAST 12 Division I GAMES:																	
				171	A	Oklahoma St.	65	76	222	A	Seattle	57	62				
									309	A	Northern Ariz.	64	82				
									262	H	Bowling Green	51	48				
									216	H	UAB	66	61				
									193	H	Cal Poly	79	87				
									287	A	UNLV	76	91				

Non-Div I Games:

Loyola Marymount

Loss, Non-Conf, S Site, H Home A Away N Neutral

Maine

Through Games Of Dec. 8, 2014

Average RPI Win: 188	WON-LOST	WINNING	LAST 10	STRENGTH OF	OPP. STRENGTH	TEAM	ADJ.	CONF.	ADJ CONF.
Average RPI Loss: 142	RECORD	PCT. RANK	GAMES	SCHEDULE	OF SCHEDULE	RPI	RPI	RPI	RPI
DIV. I ONLY	5- 3	109	2- 0	235	166	165	165	27	27
DIV. I NON-CONF.	5- 3	114	2- 0	239	165	167	167	27	27
TOTALS	RPI 1-25	RPI 26-50	W-L RECORDS	RPI 51-100	RPI 101-150	RPI 150+			
5- 3	0- 0	1- 0	OVERALL	0- 0	0- 2	4- 1			
4- 1	0- 0	1- 0	HOME	0- 0	0- 0	3- 1			
1- 2	0- 0	0- 0	AWAY	0- 0	0- 2	1- 0			
0- 0	0- 0	0- 0	NEUTRAL	0- 0	0- 0	0- 0			
5- 3	0- 0	1- 0	NON-CONFERENCE	0- 0	0- 2	4- 1			
4- 1	0- 0	1- 0	HOME	0- 0	0- 0	3- 1			
1- 2	0- 0	0- 0	AWAY	0- 0	0- 2	1- 0			
0- 0	0- 0	0- 0	NEUTRAL	0- 0	0- 0	0- 0			
0- 0	0- 0	0- 0	CONFERENCE	0- 0	0- 0	0- 0			
0- 0	0- 0	0- 0	HOME	0- 0	0- 0	0- 0			
0- 0	0- 0	0- 0	AWAY	0- 0	0- 0	0- 0			
0- 0	0- 0	0- 0	NEUTRAL	0- 0	0- 0	0- 0			

RPI 1-25			RPI 26-50			RPI 51-100			RPI 101+			Team's RPI: 165
RPI	S	Opponent	Score	RPI	S	Opponent	Score	RPI	S	Opponent	Score	
				47	H	Boston College	69 64					
								125	A	Bryant	52	65
								149	A	Massachusetts	60	68
								151	H	Sacred Heart	58	59
								154	A	Central Conn. St.	72	58
								159	H	Harvard	65	46
								243	H	Brown	58	53
								335	H	LIU Brooklyn	65	59
LAST 12 Division I GAMES:												
243	H	Brown	58	53	149	A	Massachusetts	60	68			
47	H	Boston College	69	64	335	H	LIU Brooklyn	65	59			
159	H	Harvard	65	46	125	A	Bryant	52	65			
154	A	Central Conn. St.	72	58								
151	H	Sacred Heart	58	59								

Non-Div I Games:

Maine

 Loss,
 Non-Conf,
 S Site,
 H Home
 A Away
N Neutral

Average RPI Win:	282	WON-LOST	WINNING	LAST 10	STRENGTH OF	OPP. STRENGTH	TEAM	ADJ.	CONF.	ADJ CONF.
Average RPI Loss:	203	RECORD	PCT. RANK	GAMES	SCHEDULE	OF SCHEDULE	RPI	RPI	RPI	RPI
DIV. I ONLY	1- 6	303	1- 6	181	336	292	292	25	25	
DIV. I NON-CONF.	1- 4	281	1- 4	169	332	268	268	18	18	
TOTALS	RPI 1-25	RPI 26-50	W-L RECORDS	RPI 51-100	RPI 101-150	RPI 150+				
1- 6	0- 0	0- 0	OVERALL	0- 0	0- 1	1- 5				
0- 2	0- 0	0- 0	HOME	0- 0	0- 0	0- 2				
1- 4	0- 0	0- 0	AWAY	0- 0	0- 1	1- 3				
0- 0	0- 0	0- 0	NEUTRAL	0- 0	0- 0	0- 0				
1- 4	0- 0	0- 0	NON-CONFERENCE	0- 0	0- 1	1- 3				
0- 2	0- 0	0- 0	HOME	0- 0	0- 0	0- 2				
1- 2	0- 0	0- 0	AWAY	0- 0	0- 1	1- 1				
0- 0	0- 0	0- 0	NEUTRAL	0- 0	0- 0	0- 0				
0- 2	0- 0	0- 0	CONFERENCE	0- 0	0- 0	0- 2				
0- 0	0- 0	0- 0	HOME	0- 0	0- 0	0- 0				
0- 2	0- 0	0- 0	AWAY	0- 0	0- 0	0- 2				
0- 0	0- 0	0- 0	NEUTRAL	0- 0	0- 0	0- 0				

RPI 1-25				RPI 26-50				RPI 51-100				RPI 101+ Team's RPI: 292			
RPI	S	Opponent	Score	RPI	S	Opponent	Score	RPI	S	Opponent	Score	RPI	S	Opponent	Score
												136	A	Ohio	58 82
												187	A	La Salle	48 61
												194	H	Army	49 81
												196	A	Niagara	36 64
												240	H	Fairleigh Dickinson	54 73
												263	A	Canisius	44 55
												282	A	Holy Cross	66 60
LAST 12 Division I GAMES:															
				187	A	La Salle	48 61	196	A	Niagara	36 64				
				194	H	Army	49 81	263	A	Canisius	44 55				
				282	A	Holy Cross	66 60	136	A	Ohio	58 82				
				240	H	Fairleigh Dickinson	54 73								

Non-Div I Games:

Manhattan

 Loss,
 Non-Conf,
 S Site,
 H Home
 A Away
N Neutral

Average RPI Win:	254	WON-LOST	WINNING	LAST 10	STRENGTH OF	OPP. STRENGTH	TEAM	ADJ.	CONF.	ADJ CONF.
Average RPI Loss:	82	RECORD	PCT. RANK	GAMES	SCHEDULE	OF SCHEDULE	RPI	RPI	RPI	RPI
DIV. I ONLY	3- 5	221	3- 5	132	188	198	198	25	25	
DIV. I NON-CONF.	1- 5	290	1- 5	99	92	215	215	18	18	
TOTALS	RPI 1-25	RPI 26-50	W-L RECORDS	RPI 51-100	RPI 101-150	RPI 150+				
3- 5	0- 1	0- 2	OVERALL	0- 0	0- 1	3- 1				
2- 1	0- 0	0- 1	HOME	0- 0	0- 0	2- 0				
0- 3	0- 1	0- 0	AWAY	0- 0	0- 1	0- 1				
1- 1	0- 0	0- 1	NEUTRAL	0- 0	0- 0	1- 0				
1- 5	0- 1	0- 2	NON-CONFERENCE	0- 0	0- 1	1- 1				
0- 1	0- 0	0- 1	HOME	0- 0	0- 0	0- 0				
0- 3	0- 1	0- 0	AWAY	0- 0	0- 1	0- 1				
1- 1	0- 0	0- 1	NEUTRAL	0- 0	0- 0	1- 0				
2- 0	0- 0	0- 0	CONFERENCE	0- 0	0- 0	2- 0				
2- 0	0- 0	0- 0	HOME	0- 0	0- 0	2- 0				
0- 0	0- 0	0- 0	AWAY	0- 0	0- 0	0- 0				
0- 0	0- 0	0- 0	NEUTRAL	0- 0	0- 0	0- 0				

RPI 1-25				RPI 26-50				RPI 51-100				RPI 101+ Team's RPI: 198			
RPI	S	Opponent	Score	RPI	S	Opponent	Score	RPI	S	Opponent	Score	RPI	S	Opponent	Score
15	A	Baylor	60 90	34	H	St. John's (NY)	48 49					117	A	Delaware	60 70
				35	N	Stetson	50 57					208	A	Northeastern	51 58
												228	H	Monmouth	75 65
												261	N	Utah St.	68 65
												273	H	Rider	60 46
LAST 12 Division I GAMES:															
273	H	Rider	60 46	15	A	Baylor	60 90	261	N	Utah St.	68 65	35	N	Stetson	50 57
228	H	Monmouth	75 65	34	H	St. John's (NY)	48 49	208	A	Northeastern	51 58	117	A	Delaware	60 70

Non-Div I Games:

Marist

■ Loss,
 ■ Non-Conf,
 S Site,
 ■ Home
 ■ Away
 N Neutral

Average RPI Win:	235	WON-LOST	WINNING	LAST 10	STRENGTH OF	OPP. STRENGTH	TEAM	ADJ.	CONF.	ADJ CONF.
Average RPI Loss:	112	RECORD	PCT. RANK	GAMES	SCHEDULE	OF SCHEDULE	RPI	RPI	RPI	RPI
DIV. I ONLY	2- 6	269	2- 6	164	94	250	250	14	14	
DIV. I NON-CONF.	2- 6	266	2- 6	167	95	252	252	14	14	
TOTALS	RPI 1-25	RPI 26-50	W-L RECORDS	RPI 51-100	RPI 101-150	RPI 150+				
2- 6	0- 2	0- 0	OVERALL	0- 1	0- 1	2- 2				
2- 2	0- 1	0- 0	HOME	0- 1	0- 0	2- 0				
0- 4	0- 1	0- 0	AWAY	0- 0	0- 1	0- 2				
0- 0	0- 0	0- 0	NEUTRAL	0- 0	0- 0	0- 0				
2- 6	0- 2	0- 0	NON-CONFERENCE	0- 1	0- 1	2- 2				
2- 2	0- 1	0- 0	HOME	0- 1	0- 0	2- 0				
0- 4	0- 1	0- 0	AWAY	0- 0	0- 1	0- 2				
0- 0	0- 0	0- 0	NEUTRAL	0- 0	0- 0	0- 0				
0- 0	0- 0	0- 0	CONFERENCE	0- 0	0- 0	0- 0				
0- 0	0- 0	0- 0	HOME	0- 0	0- 0	0- 0				
0- 0	0- 0	0- 0	AWAY	0- 0	0- 0	0- 0				
0- 0	0- 0	0- 0	NEUTRAL	0- 0	0- 0	0- 0				

RPI 1-25				RPI 26-50				RPI 51-100				RPI 101+ Team's RPI: 250			
RPI	S	Opponent	Score	RPI	S	Opponent	Score	RPI	S	Opponent	Score	RPI	S	Opponent	Score
5	H	Green Bay	66 94					98	H	South Dakota	65 69	109	A	Auburn	53 79
18	A	Duke	51 83									213	A	Wake Forest	77 89
												221	H	Loyola Chicago	86 71
												229	A	Wisconsin	64 89
												248	H	Milwaukee	85 80
LAST 12 Division I GAMES:															
229	A	Wisconsin	64 89	221	H	Loyola Chicago	86 71								
109	A	Auburn	53 79	5	H	Green Bay	66 94								
98	H	South Dakota	65 69												
248	H	Milwaukee	85 80												
18	A	Duke	51 83												
213	A	Wake Forest	77 89												

Non-Div I Games:

Marquette

Average RPI Win:	226	WON-LOST	WINNING	LAST 10	STRENGTH OF	OPP. STRENGTH	TEAM	ADJ.	CONF.	ADJ CONF.
Average RPI Loss:	146	RECORD	PCT. RANK	GAMES	SCHEDULE	OF SCHEDULE	RPI	RPI	RPI	RPI
DIV. I ONLY	4- 2	90	4- 2	201	158	92	92	16	16	
DIV. I NON-CONF.	4- 2	91	4- 2	207	158	94	94	16	16	
TOTALS	RPI 1-25	RPI 26-50	W-L RECORDS	RPI 51-100	RPI 101-150	RPI 150+				
4- 2	0- 0	0- 0	OVERALL	0- 0	0- 1	4- 1				
1- 0	0- 0	0- 0	HOME	0- 0	0- 0	1- 0				
2- 2	0- 0	0- 0	AWAY	0- 0	0- 1	2- 1				
1- 0	0- 0	0- 0	NEUTRAL	0- 0	0- 0	1- 0				
4- 2	0- 0	0- 0	NON-CONFERENCE	0- 0	0- 1	4- 1				
1- 0	0- 0	0- 0	HOME	0- 0	0- 0	1- 0				
2- 2	0- 0	0- 0	AWAY	0- 0	0- 1	2- 1				
1- 0	0- 0	0- 0	NEUTRAL	0- 0	0- 0	1- 0				
0- 0	0- 0	0- 0	CONFERENCE	0- 0	0- 0	0- 0				
0- 0	0- 0	0- 0	HOME	0- 0	0- 0	0- 0				
0- 0	0- 0	0- 0	AWAY	0- 0	0- 0	0- 0				
0- 0	0- 0	0- 0	NEUTRAL	0- 0	0- 0	0- 0				

RPI 1-25				RPI 26-50				RPI 51-100				Team's RPI: 92				RPI 101+			
RPI	S	Opponent	Score	RPI	S	Opponent	Score	RPI	S	Opponent	Score	RPI	S	Opponent	Score	RPI	S	Opponent	Score
																111	A	Eastern Ky.	58 63
																181	A	Cornell	49 58
																184	A	Rhode Island	61 45
																199	N	Fairfield	68 55
																225	A	Coastal Caro.	77 65
																295	H	UMES	74 57
LAST 12 Division I GAMES:																			
																111	A	Eastern Ky.	58 63
																225	A	Coastal Caro.	77 65
																181	A	Cornell	49 58
																295	H	UMES	74 57

Non-Div I Games:

Marshall

Average RPI Win:	182	WON-LOST	WINNING	LAST 10	STRENGTH OF	OPP. STRENGTH	TEAM	ADJ.	CONF.	ADJ CONF.
Average RPI Loss:	40	RECORD	PCT. RANK	GAMES	SCHEDULE	OF SCHEDULE	RPI	RPI	RPI	RPI
DIV. I ONLY	7- 2	49	7- 2	134	78	54	54	4	4	
DIV. I NON-CONF.	7- 2	49	7- 2	137	78	57	57	4	4	
TOTALS	RPI 1-25	RPI 26-50	W-L RECORDS	RPI 51-100	RPI 101-150	RPI 150+				
7- 2	1- 1	2- 0	OVERALL	0- 1	0- 0	4- 0				
5- 0	1- 0	0- 0	HOME	0- 0	0- 0	4- 0				
1- 1	0- 1	1- 0	AWAY	0- 0	0- 0	0- 0				
1- 1	0- 0	1- 0	NEUTRAL	0- 1	0- 0	0- 0				
7- 2	1- 1	2- 0	NON-CONFERENCE	0- 1	0- 0	4- 0				
5- 0	1- 0	0- 0	HOME	0- 0	0- 0	4- 0				
1- 1	0- 1	1- 0	AWAY	0- 0	0- 0	0- 0				
1- 1	0- 0	1- 0	NEUTRAL	0- 1	0- 0	0- 0				
0- 0	0- 0	0- 0	CONFERENCE	0- 0	0- 0	0- 0				
0- 0	0- 0	0- 0	HOME	0- 0	0- 0	0- 0				
0- 0	0- 0	0- 0	AWAY	0- 0	0- 0	0- 0				
0- 0	0- 0	0- 0	NEUTRAL	0- 0	0- 0	0- 0				

RPI 1-25				RPI 26-50				RPI 51-100				Team's RPI: 54	RPI 101+			
RPI	S	Opponent	Score	RPI	S	Opponent	Score	RPI	S	Opponent	Score		RPI	S	Opponent	Score
6	A	Notre Dame	72 92	27	N	James Madison	80 64	73	N	Washington St.	64 70		230	H	Towson	81 52
24	H	South Fla.	85 67	40	A	George Washington	75 65						274	H	Wagner	97 24
													332	H	Loyola Maryland	65 43
													345	H	Mt. St. Mary's	109 45
LAST 12 Division I GAMES:																
230	H	Towson	81 52	332	H	Loyola Maryland	65 43									
6	A	Notre Dame	72 92	40	A	George Washington	75 65									
73	N	Washington St.	64 70	24	H	South Fla.	85 67									
27	N	James Madison	80 64	274	H	Wagner	97 24									
				345	H	Mt. St. Mary's	109 45									

Non-Div I Games:

Maryland

Massachusetts

Through Games Of Dec. 8, 2014

Average RPI Win:	204	WON-LOST	WINNING	LAST 10	STRENGTH OF	OPP. STRENGTH	TEAM	ADJ.	CONF.	ADJ CONF.
Average RPI Loss:	84	RECORD	PCT. RANK	GAMES	SCHEDULE	OF SCHEDULE	RPI	RPI	RPI	RPI
DIV. I ONLY	4- 4	155	4- 4	158	105	149	149	8	8	
DIV. I NON-CONF.	4- 4	155	4- 4	160	104	151	151	8	8	
TOTALS	RPI 1-25	RPI 26-50	W-L RECORDS	RPI 51-100	RPI 101-150	RPI 150+				
4- 4	0- 0	0- 1	OVERALL	1- 2	0- 0	3- 1				
3- 1	0- 0	0- 0	HOME	1- 0	0- 0	2- 1				
1- 2	0- 0	0- 0	AWAY	0- 2	0- 0	1- 0				
0- 1	0- 0	0- 1	NEUTRAL	0- 0	0- 0	0- 0				
4- 4	0- 0	0- 1	NON-CONFERENCE	1- 2	0- 0	3- 1				
3- 1	0- 0	0- 0	HOME	1- 0	0- 0	2- 1				
1- 2	0- 0	0- 0	AWAY	0- 2	0- 0	1- 0				
0- 1	0- 0	0- 1	NEUTRAL	0- 0	0- 0	0- 0				
0- 0	0- 0	0- 0	CONFERENCE	0- 0	0- 0	0- 0				
0- 0	0- 0	0- 0	HOME	0- 0	0- 0	0- 0				
0- 0	0- 0	0- 0	AWAY	0- 0	0- 0	0- 0				
0- 0	0- 0	0- 0	NEUTRAL	0- 0	0- 0	0- 0				

RPI S	Opponent	Score	RPI S	Opponent	Score	RPI S	Opponent	Score	RPI S	Opponent	Score	Team's RPI: 149
28 N	Florida St.	47 73	72 A	Central Mich.	70 72	159 H	Harvard	62 75				
			76 A	Western Mich.	41 63	165 H	Maine	68 60				
			86 H	American	71 61	227 H	UCF	67 62				
						336 A	North Texas	56 46				
LAST 12 Division I GAMES:												
159 H	Harvard	62 75	86 H	American	71 61							
227 H	UCF	67 62	76 A	Western Mich.	41 63							
28 N	Florida St.	47 73										
336 A	North Texas	56 46										
165 H	Maine	68 60										
72 A	Central Mich.	70 72										

Non-Div I Games:

Massachusetts

Loss, Non-Conf, S Site, H Home A Away N Neutral

Average RPI Win:	200	WON-LOST	WINNING	LAST 10	STRENGTH OF	OPP. STRENGTH	TEAM	ADJ.	CONF.	ADJ CONF.
Average RPI Loss:	23	RECORD	PCT. RANK	GAMES	SCHEDULE	OF SCHEDULE	RPI	RPI	RPI	RPI
DIV. I ONLY	1- 2	238	1- 2	1	307	42	42	26	26	
DIV. I NON-CONF.	1- 2	233	1- 2	1	306	42	42	26	26	
TOTALS	RPI 1-25	RPI 26-50	W-L RECORDS	RPI 51-100	RPI 101-150	RPI 150+				
1- 2	0- 2	0- 0	OVERALL	0- 0	0- 0	1- 0				
1- 1	0- 1	0- 0	HOME	0- 0	0- 0	1- 0				
0- 1	0- 1	0- 0	AWAY	0- 0	0- 0	0- 0				
0- 0	0- 0	0- 0	NEUTRAL	0- 0	0- 0	0- 0				
1- 2	0- 2	0- 0	NON-CONFERENCE	0- 0	0- 0	1- 0				
1- 1	0- 1	0- 0	HOME	0- 0	0- 0	1- 0				
0- 1	0- 1	0- 0	AWAY	0- 0	0- 0	0- 0				
0- 0	0- 0	0- 0	NEUTRAL	0- 0	0- 0	0- 0				
0- 0	0- 0	0- 0	CONFERENCE	0- 0	0- 0	0- 0				
0- 0	0- 0	0- 0	HOME	0- 0	0- 0	0- 0				
0- 0	0- 0	0- 0	AWAY	0- 0	0- 0	0- 0				
0- 0	0- 0	0- 0	NEUTRAL	0- 0	0- 0	0- 0				

RPI 1-25				RPI 26-50		Team's RPI: 42	RPI 51-100			RPI 101+		
RPI	S	Opponent	Score	RPI	S	Opponent	Score	RPI	S	Opponent	Score	RPI
20	H	Tulane	55 75							200	H	Southern Miss.
25	A	Texas A&M	27 93								57	55
LAST 12 Division I GAMES:												
							25	A	Texas A&M	27	93	
							200	H	Southern Miss.	57	55	
							20	H	Tulane	55	75	

Non-Div I Games: LSU-Alexandria 79 70 Wiley 67 66 Louisiana Col. 83 61

McNeese St.

Average RPI Win:	213	WON-LOST	WINNING	LAST 10	STRENGTH OF	OPP. STRENGTH	TEAM	ADJ.	CONF.	ADJ CONF.
Average RPI Loss:	65	RECORD	PCT. RANK	GAMES	SCHEDULE	OF SCHEDULE	RPI	RPI	RPI	RPI
DIV. I ONLY	4- 4	155	4- 4	55	141	129	129	9	9	
DIV. I NON-CONF.	4- 4	155	4- 4	57	140	132	132	9	9	
TOTALS	RPI 1-25	RPI 26-50	W-L RECORDS	RPI 51-100	RPI 101-150	RPI 150+				
4- 4	0- 0	0- 1	OVERALL	1- 3	0- 0	3- 0				
4- 2	0- 0	0- 0	HOME	1- 2	0- 0	3- 0				
0- 2	0- 0	0- 1	AWAY	0- 1	0- 0	0- 0				
0- 0	0- 0	0- 0	NEUTRAL	0- 0	0- 0	0- 0				
4- 4	0- 0	0- 1	NON-CONFERENCE	1- 3	0- 0	3- 0				
4- 2	0- 0	0- 0	HOME	1- 2	0- 0	3- 0				
0- 2	0- 0	0- 1	AWAY	0- 1	0- 0	0- 0				
0- 0	0- 0	0- 0	NEUTRAL	0- 0	0- 0	0- 0				
0- 0	0- 0	0- 0	CONFERENCE	0- 0	0- 0	0- 0				
0- 0	0- 0	0- 0	HOME	0- 0	0- 0	0- 0				
0- 0	0- 0	0- 0	AWAY	0- 0	0- 0	0- 0				
0- 0	0- 0	0- 0	NEUTRAL	0- 0	0- 0	0- 0				

RPI 1-25				RPI 26-50				RPI 51-100				RPI 101+				Team's RPI: 129	
RPI	S	Opponent	Score	RPI	S	Opponent	Score	RPI	S	Opponent	Score	RPI	S	Opponent	Score		
				36	A	Illinois	58 60	52	H	UALR	59 66	215	H	Samford	64 48		
								72	H	Central Mich.	62 61	237	H	Missouri St.	79 63		
								82	H	Minnesota	62 68	329	H	Austin Peay	65 60		
								90	A	Southern Ill.	75 82						
LAST 12 Division I GAMES:																	
				52	H	UALR	59 66	72	H	Central Mich.	62 61						
				90	A	Southern Ill.	75 82	329	H	Austin Peay	65 60						
				82	H	Minnesota	62 68										
				36	A	Illinois	58 60										
				215	H	Samford	64 48										
				237	H	Missouri St.	79 63										

Non-Div I Games:

Memphis

■ Loss,
 ■ Non-Conf,
 S Site,
 ■ Home
 ■ Away
 N Neutral

Average RPI Win:	204	WON-LOST	WINNING	LAST 10	STRENGTH OF	OPP. STRENGTH	TEAM	ADJ.	CONF.	ADJ CONF.
Average RPI Loss:	58	RECORD	PCT. RANK	GAMES	SCHEDULE	OF SCHEDULE	RPI	RPI	RPI	RPI
DIV. I ONLY	5- 3	109	5- 3	133	133	93	93	22	22	
DIV. I NON-CONF.	5- 3	114	5- 3	136	133	95	95	23	23	
TOTALS	RPI 1-25	RPI 26-50	W-L RECORDS	RPI 51-100	RPI 101-150	RPI 150+				
5- 3	0- 1	0- 0	OVERALL	0- 2	2- 0	3- 0				
3- 1	0- 0	0- 0	HOME	0- 1	1- 0	2- 0				
2- 2	0- 1	0- 0	AWAY	0- 1	1- 0	1- 0				
0- 0	0- 0	0- 0	NEUTRAL	0- 0	0- 0	0- 0				
5- 3	0- 1	0- 0	NON-CONFERENCE	0- 2	2- 0	3- 0				
3- 1	0- 0	0- 0	HOME	0- 1	1- 0	2- 0				
2- 2	0- 1	0- 0	AWAY	0- 1	1- 0	1- 0				
0- 0	0- 0	0- 0	NEUTRAL	0- 0	0- 0	0- 0				
0- 0	0- 0	0- 0	CONFERENCE	0- 0	0- 0	0- 0				
0- 0	0- 0	0- 0	HOME	0- 0	0- 0	0- 0				
0- 0	0- 0	0- 0	AWAY	0- 0	0- 0	0- 0				
0- 0	0- 0	0- 0	NEUTRAL	0- 0	0- 0	0- 0				

RPI 1-25				RPI 26-50				RPI 51-100				Team's RPI: 93	RPI 101+						
RPI	S	Opponent	Score	RPI	S	Opponent	Score	RPI	S	Opponent	Score		RPI	S	Opponent	Score			
19	A	Mississippi St.	66 97					64	H	Georgia	49 68		111	H	Eastern Ky.	69 64			
								90	A	Southern Ill.	52 67		114	A	Saint Louis	80 75			
													245	H	Tennessee Tech	73 67			
													268	A	Ga. Southern	84 61			
													281	H	Jackson St.	80 48			
LAST 12 Division I GAMES:																			
281	H	Jackson St.	80 48	268	A	Ga. Southern	84 61	64	H	Georgia	49 68	90	A	Southern Ill.	52 67				
19	A	Mississippi St.	66 97					114	A	Saint Louis	80 75	245	H	Tennessee Tech	73 67	111	H	Eastern Ky.	69 64

Non-Div I Games:

Mercer

Average RPI Win:	270	WON-LOST	WINNING	LAST 10	STRENGTH OF	OPP. STRENGTH	TEAM	ADJ.	CONF.	ADJ CONF.
Average RPI Loss:	8	RECORD	PCT. RANK	GAMES	SCHEDULE	OF SCHEDULE	RPI	RPI	RPI	RPI
DIV. I ONLY	6- 2	55	6- 2	258	161	166	166	3	3	
DIV. I NON-CONF.	6- 2	55	6- 2	261	161	168	168	3	3	
TOTALS	RPI 1-25	RPI 26-50	W-L RECORDS	RPI 51-100	RPI 101-150	RPI 150+				
6- 2	0- 2	0- 0	OVERALL	0- 0	0- 0	6- 0				
6- 1	0- 1	0- 0	HOME	0- 0	0- 0	6- 0				
0- 1	0- 1	0- 0	AWAY	0- 0	0- 0	0- 0				
0- 0	0- 0	0- 0	NEUTRAL	0- 0	0- 0	0- 0				
6- 2	0- 2	0- 0	NON-CONFERENCE	0- 0	0- 0	6- 0				
6- 1	0- 1	0- 0	HOME	0- 0	0- 0	6- 0				
0- 1	0- 1	0- 0	AWAY	0- 0	0- 0	0- 0				
0- 0	0- 0	0- 0	NEUTRAL	0- 0	0- 0	0- 0				
0- 0	0- 0	0- 0	CONFERENCE	0- 0	0- 0	0- 0				
0- 0	0- 0	0- 0	HOME	0- 0	0- 0	0- 0				
0- 0	0- 0	0- 0	AWAY	0- 0	0- 0	0- 0				
0- 0	0- 0	0- 0	NEUTRAL	0- 0	0- 0	0- 0				

RPI 1-25			RPI 26-50			RPI 51-100			RPI 101+			Team's RPI: 166
RPI	S	Opponent	Score	RPI	S	Opponent	Score	RPI	S	Opponent	Score	
2	H	Arizona St.	61 65					207	H	North Florida	81 53	
14	A	Middle Tenn.	48 53					229	H	Wisconsin	66 54	
								258	H	Tulsa	69 57	
								280	H	Oakland	66 53	
								302	H	Jacksonville	65 36	
								344	H	Illinois St.	95 44	
LAST 12 Division I GAMES:												
302	H	Jacksonville	65 36	2	H	Arizona St.	61 65					
229	H	Wisconsin	66 54	207	H	North Florida	81 53					
258	H	Tulsa	69 57	14	A	Middle Tenn.	48 53					
344	H	Illinois St.	95 44	280	H	Oakland	66 53					

Non-Div I Games:

Miami (FL)

Average RPI Win:	234	WON-LOST	WINNING	LAST 10	STRENGTH OF	OPP. STRENGTH	TEAM	ADJ.	CONF.	ADJ CONF.
Average RPI Loss:	184	RECORD	PCT. RANK	GAMES	SCHEDULE	OF SCHEDULE	RPI	RPI	RPI	RPI
DIV. I ONLY	1- 4	286	1- 4	191	275	297	297	15	15	
DIV. I NON-CONF.	1- 4	281	1- 4	196	279	297	297	15	15	
TOTALS	RPI 1-25	RPI 26-50	W-L RECORDS	RPI 51-100	RPI 101-150	RPI 150+				
1- 4	0- 0	0- 0	OVERALL	0- 2	0- 0	1- 2				
1- 1	0- 0	0- 0	HOME	0- 1	0- 0	1- 0				
0- 3	0- 0	0- 0	AWAY	0- 1	0- 0	0- 2				
0- 0	0- 0	0- 0	NEUTRAL	0- 0	0- 0	0- 0				
1- 4	0- 0	0- 0	NON-CONFERENCE	0- 2	0- 0	1- 2				
1- 1	0- 0	0- 0	HOME	0- 1	0- 0	1- 0				
0- 3	0- 0	0- 0	AWAY	0- 1	0- 0	0- 2				
0- 0	0- 0	0- 0	NEUTRAL	0- 0	0- 0	0- 0				
0- 0	0- 0	0- 0	CONFERENCE	0- 0	0- 0	0- 0				
0- 0	0- 0	0- 0	HOME	0- 0	0- 0	0- 0				
0- 0	0- 0	0- 0	AWAY	0- 0	0- 0	0- 0				
0- 0	0- 0	0- 0	NEUTRAL	0- 0	0- 0	0- 0				

RPI 1-25			RPI 26-50			RPI 51-100			RPI 101+			Team's RPI: 297
RPI	S	Opponent	Score	RPI	S	Opponent	Score	RPI	S	Opponent	Score	
						88	A Michigan St.	39	85	234	H Valparaiso	82 59
						99	H Ill.-Chicago	69	72	269	A Evansville	41 51
										280	A Oakland	51 65
LAST 12 Division I GAMES:												
						88	A Michigan St.	39	85	269	A Evansville	41 51
						280	A Oakland	51	65	234	H Valparaiso	82 59
						99	H Ill.-Chicago	69	72			

Non-Div I Games: Cincinnati Christia75 53

Miami (OH)

Average RPI Win:	124	WON-LOST	WINNING	LAST 10	STRENGTH OF	OPP. STRENGTH	TEAM	ADJ.	CONF.	ADJ CONF.
Average RPI Loss:	46	RECORD	PCT. RANK	GAMES	SCHEDULE	OF SCHEDULE	RPI	RPI	RPI	RPI
DIV. I ONLY	6- 1	30	6- 1	44	60	11	11	4	4	
DIV. I NON-CONF.	6- 1	30	6- 1	45	60	11	11	4	4	
TOTALS	RPI 1-25	RPI 26-50	W-L RECORDS	RPI 51-100	RPI 101-150	RPI 150+				
6- 1	0- 0	0- 1	OVERALL	3- 0	1- 0	2- 0				
4- 0	0- 0	0- 0	HOME	2- 0	1- 0	1- 0				
0- 1	0- 0	0- 1	AWAY	0- 0	0- 0	0- 0				
2- 0	0- 0	0- 0	NEUTRAL	1- 0	0- 0	1- 0				
6- 1	0- 0	0- 1	NON-CONFERENCE	3- 0	1- 0	2- 0				
4- 0	0- 0	0- 0	HOME	2- 0	1- 0	1- 0				
0- 1	0- 0	0- 1	AWAY	0- 0	0- 0	0- 0				
2- 0	0- 0	0- 0	NEUTRAL	1- 0	0- 0	1- 0				
0- 0	0- 0	0- 0	CONFERENCE	0- 0	0- 0	0- 0				
0- 0	0- 0	0- 0	HOME	0- 0	0- 0	0- 0				
0- 0	0- 0	0- 0	AWAY	0- 0	0- 0	0- 0				
0- 0	0- 0	0- 0	NEUTRAL	0- 0	0- 0	0- 0				

RPI	S	Opponent	Score	RPI	S	Opponent	Score	RPI	S	Opponent	Score
46	A	Pittsburgh	64 85	70	H	Bucknell	68 61	135	H	Detroit	76 57
				73	N	Washington St.	76 64	177	N	San Diego St.	70 50
				76	H	Western Mich.	74 47	213	H	Wake Forest	83 69
LAST 12 Division I GAMES:											
213	H	Wake Forest	83 69	76	H	Western Mich.	74 47				
177	N	San Diego St.	70 50	46	A	Pittsburgh	64 85				
73	N	Washington St.	76 64	70	H	Bucknell	68 61				
				135	H	Detroit	76 57				

Non-Div I Games:

Michigan

Average RPI Win:	217	WON-LOST	WINNING	LAST 10	STRENGTH OF	OPP. STRENGTH	TEAM	ADJ.	CONF.	ADJ CONF.
Average RPI Loss:	35	RECORD	PCT. RANK	GAMES	SCHEDULE	OF SCHEDULE	RPI	RPI	RPI	RPI
DIV. I ONLY	5- 2	74	5- 2	86	149	88	88	4	4	
DIV. I NON-CONF.	5- 2	74	5- 2	92	150	90	90	4	4	
TOTALS	RPI 1-25	RPI 26-50	W-L RECORDS	RPI 51-100	RPI 101-150	RPI 150+				
5- 2	0- 1	0- 0	OVERALL	0- 1	2- 0	3- 0				
5- 1	0- 1	0- 0	HOME	0- 0	2- 0	3- 0				
0- 1	0- 0	0- 0	AWAY	0- 1	0- 0	0- 0				
0- 0	0- 0	0- 0	NEUTRAL	0- 0	0- 0	0- 0				
5- 2	0- 1	0- 0	NON-CONFERENCE	0- 1	2- 0	3- 0				
5- 1	0- 1	0- 0	HOME	0- 0	2- 0	3- 0				
0- 1	0- 0	0- 0	AWAY	0- 1	0- 0	0- 0				
0- 0	0- 0	0- 0	NEUTRAL	0- 0	0- 0	0- 0				
0- 0	0- 0	0- 0	CONFERENCE	0- 0	0- 0	0- 0				
0- 0	0- 0	0- 0	HOME	0- 0	0- 0	0- 0				
0- 0	0- 0	0- 0	AWAY	0- 0	0- 0	0- 0				
0- 0	0- 0	0- 0	NEUTRAL	0- 0	0- 0	0- 0				

RPI 1-25				RPI 26-50				RPI 51-100 Team's RPI: 88				RPI 101+			
RPI	S	Opponent	Score	RPI	S	Opponent	Score	RPI	S	Opponent	Score	RPI	S	Opponent	Score
6	H	Notre Dame	63 71					64	A	Georgia	60 69	124	H	Georgia Tech	79 73
												145	H	Eastern Mich.	69 61
												241	H	IUPUI	64 45
												280	H	Oakland	79 64
												297	H	Miami (OH)	85 39
LAST 12 Division I GAMES:															
297	H	Miami (OH)	85 39	64	A	Georgia	60 69	124	H	Georgia Tech	79 73				
280	H	Oakland	79 64												
241	H	IUPUI	64 45												
6	H	Notre Dame	63 71												
145	H	Eastern Mich.	69 61												

Non-Div I Games:

Michigan St.

Average RPI Win:	155	WON-LOST	WINNING	LAST 10	STRENGTH OF	OPP. STRENGTH	TEAM	ADJ.	CONF.	ADJ CONF.
Average RPI Loss:	14	RECORD	PCT. RANK	GAMES	SCHEDULE	OF SCHEDULE	RPI	RPI	RPI	RPI
DIV. I ONLY	4- 2	90	4- 2	6	62	14	14	16	16	
DIV. I NON-CONF.	4- 2	91	4- 2	7	61	14	14	16	16	
TOTALS	RPI 1-25	RPI 26-50	W-L RECORDS	RPI 51-100	RPI 101-150	RPI 150+				
4- 2	0- 1	0- 1	OVERALL	0- 0	2- 0	2- 0				
3- 1	0- 0	0- 1	HOME	0- 0	2- 0	1- 0				
1- 1	0- 1	0- 0	AWAY	0- 0	0- 0	1- 0				
0- 0	0- 0	0- 0	NEUTRAL	0- 0	0- 0	0- 0				
4- 2	0- 1	0- 1	NON-CONFERENCE	0- 0	2- 0	2- 0				
3- 1	0- 0	0- 1	HOME	0- 0	2- 0	1- 0				
1- 1	0- 1	0- 0	AWAY	0- 0	0- 0	1- 0				
0- 0	0- 0	0- 0	NEUTRAL	0- 0	0- 0	0- 0				
0- 0	0- 0	0- 0	CONFERENCE	0- 0	0- 0	0- 0				
0- 0	0- 0	0- 0	HOME	0- 0	0- 0	0- 0				
0- 0	0- 0	0- 0	AWAY	0- 0	0- 0	0- 0				
0- 0	0- 0	0- 0	NEUTRAL	0- 0	0- 0	0- 0				

RPI 1-25			Team's RPI: 14	RPI 26-50			RPI 51-100			RPI 101+		
RPI	S	Opponent	Score	RPI	S	Opponent	Score	RPI	S	Opponent	Score	
2	A	Arizona St.	67 81	26	H	Arkansas	51 58			128	H	Clemson 69 28
										146	H	Xavier 90 68
										166	H	Miami (FL) 53 48
										180	A	Ole Miss 71 65
LAST 12 Division I GAMES:												
				146	H	Xavier	90 68	128	H	Clemson	69 28	
								180	A	Ole Miss	71 65	
								26	H	Arkansas	51 58	
								166	H	Miami (FL)	53 48	
								2	A	Arizona St.	67 81	

Non-Div I Games:

Middle Tenn.

Average RPI Win:	248	WON-LOST	WINNING	LAST 10	STRENGTH OF	OPP. STRENGTH	TEAM	ADJ.	CONF.	ADJ CONF.
Average RPI Loss:	207	RECORD	PCT. RANK	GAMES	SCHEDULE	OF SCHEDULE	RPI	RPI	RPI	RPI
DIV. I ONLY	2- 5	253	2- 5	207	313	248	248	7	7	
DIV. I NON-CONF.	2- 5	251	2- 5	212	311	250	250	7	7	
TOTALS	RPI 1-25	RPI 26-50	W-L RECORDS	RPI 51-100	RPI 101-150	RPI 150+				
2- 5	0- 0	0- 0	OVERALL	0- 1	0- 1	2- 3				
0- 2	0- 0	0- 0	HOME	0- 0	0- 0	0- 2				
2- 3	0- 0	0- 0	AWAY	0- 1	0- 1	2- 1				
0- 0	0- 0	0- 0	NEUTRAL	0- 0	0- 0	0- 0				
2- 5	0- 0	0- 0	NON-CONFERENCE	0- 1	0- 1	2- 3				
0- 2	0- 0	0- 0	HOME	0- 0	0- 0	0- 2				
2- 3	0- 0	0- 0	AWAY	0- 1	0- 1	2- 1				
0- 0	0- 0	0- 0	NEUTRAL	0- 0	0- 0	0- 0				
0- 0	0- 0	0- 0	CONFERENCE	0- 0	0- 0	0- 0				
0- 0	0- 0	0- 0	HOME	0- 0	0- 0	0- 0				
0- 0	0- 0	0- 0	AWAY	0- 0	0- 0	0- 0				
0- 0	0- 0	0- 0	NEUTRAL	0- 0	0- 0	0- 0				

RPI 1-25				RPI 26-50				RPI 51-100				RPI 101+				Team's RPI: 248	
RPI	S	Opponent	Score	RPI	S	Opponent	Score	RPI	S	Opponent	Score	RPI	S	Opponent	Score		
								68	A	North Dakota	76	83	140	A	Missouri	55	68
												182	A	North Dakota St.	77	73	
												250	A	Marquette	80	85	
												262	H	Bowling Green	50	60	
												313	H	Omaha	61	64	
												314	A	UMKC	72	60	
LAST 12 Division I GAMES:																	
				314	A	UMKC	72	60	313	H	Omaha	61	64				
				140	A	Missouri	55	68									
				250	A	Marquette	80	85									
				262	H	Bowling Green	50	60									
				68	A	North Dakota	76	83									
				182	A	North Dakota St.	77	73									

Non-Div I Games:

Milwaukee

Minnesota

Through Games Of Dec. 8, 2014

Average RPI Win:	174	WON-LOST	WINNING	LAST 10	STRENGTH OF	OPP. STRENGTH	TEAM	ADJ.	CONF.	ADJ CONF.
Average RPI Loss:	37	RECORD	PCT. RANK	GAMES	SCHEDULE	OF SCHEDULE	RPI	RPI	RPI	RPI
DIV. I ONLY	8- 1	16	8- 1	282	12	82	82	4	4	
DIV. I NON-CONF.	8- 1	16	8- 1	284	12	84	84	4	4	
TOTALS	RPI 1-25	RPI 26-50	W-L RECORDS	RPI 51-100	RPI 101-150	RPI 150+				
8- 1	0- 0	0- 1	OVERALL	2- 0	2- 0	4- 0				
4- 0	0- 0	0- 0	HOME	1- 0	0- 0	3- 0				
2- 0	0- 0	0- 0	AWAY	1- 0	1- 0	0- 0				
2- 1	0- 0	0- 1	NEUTRAL	0- 0	1- 0	1- 0				
8- 1	0- 0	0- 1	NON-CONFERENCE	2- 0	2- 0	4- 0				
4- 0	0- 0	0- 0	HOME	1- 0	0- 0	3- 0				
2- 0	0- 0	0- 0	AWAY	1- 0	1- 0	0- 0				
2- 1	0- 0	0- 1	NEUTRAL	0- 0	1- 0	1- 0				
0- 0	0- 0	0- 0	CONFERENCE	0- 0	0- 0	0- 0				
0- 0	0- 0	0- 0	HOME	0- 0	0- 0	0- 0				
0- 0	0- 0	0- 0	AWAY	0- 0	0- 0	0- 0				
0- 0	0- 0	0- 0	NEUTRAL	0- 0	0- 0	0- 0				

RPI 1-25				RPI 26-50				RPI 51-100				Team's RPI: 82		RPI 101+			
RPI	S	Opponent	Score	RPI	S	Opponent	Score	RPI	S	Opponent	Score			RPI	S	Opponent	Score
				37	N	Vanderbilt	54 71	77	A	North Carolina St.	60 55			124	N	Georgia Tech	72 69
								91	H	Cleveland St.	93 76			129	A	Memphis	68 62
														205	H	Southeastern La.	109 60
														231	H	Southern U.	107 62
														236	H	Butler	88 86
														299	N	Col. of Charleston	74 50
LAST 12 Division I GAMES:																	
				129	A	Memphis	68 62	236	H	Butler	88 86						
				91	H	Cleveland St.	93 76	77	A	North Carolina St.	60 55						
				205	H	Southeastern La.	109 60	124	N	Georgia Tech	72 69						
								299	N	Col. of Charleston	74 50						
								37	N	Vanderbilt	54 71						
								231	H	Southern U.	107 62						

Non-Div I Games:

Minnesota

Loss,
Non-Conf, S Site, H Home
A Away
N Neutral

Mississippi St.

Through Games Of Dec. 8, 2014

Average RPI Win:	156	WON-LOST	WINNING	LAST 10	STRENGTH OF	OPP. STRENGTH	TEAM	ADJ.	CONF.	ADJ CONF.
Average RPI Loss:	0	RECORD	PCT. RANK	GAMES	SCHEDULE	OF SCHEDULE	RPI	RPI	RPI	RPI
DIV. I ONLY	8- 0	1	8- 0	180	17	19	19	2	2	
DIV. I NON-CONF.	8- 0	1	8- 0	186	17	19	19	2	2	
TOTALS	RPI 1-25	RPI 26-50	W-L RECORDS	RPI 51-100	RPI 101-150	RPI 150+				
8- 0	1- 0	1- 0	OVERALL	2- 0	0- 0	4- 0				
7- 0	1- 0	1- 0	HOME	2- 0	0- 0	3- 0				
1- 0	0- 0	0- 0	AWAY	0- 0	0- 0	1- 0				
0- 0	0- 0	0- 0	NEUTRAL	0- 0	0- 0	0- 0				
8- 0	1- 0	1- 0	NON-CONFERENCE	2- 0	0- 0	4- 0				
7- 0	1- 0	1- 0	HOME	2- 0	0- 0	3- 0				
1- 0	0- 0	0- 0	AWAY	0- 0	0- 0	1- 0				
0- 0	0- 0	0- 0	NEUTRAL	0- 0	0- 0	0- 0				
0- 0	0- 0	0- 0	CONFERENCE	0- 0	0- 0	0- 0				
0- 0	0- 0	0- 0	HOME	0- 0	0- 0	0- 0				
0- 0	0- 0	0- 0	AWAY	0- 0	0- 0	0- 0				
0- 0	0- 0	0- 0	NEUTRAL	0- 0	0- 0	0- 0				

RPI 1-25				Team's RPI: 19				RPI 26-50				RPI 51-100				RPI 101+			
RPI	S	Opponent	Score	RPI	S	Opponent	Score	RPI	S	Opponent	Score	RPI	S	Opponent	Score	RPI	S	Opponent	Score
10	H	Western Ky.	88 77	41	H	West Virginia	74 61	74	H	Arkansas St.	93 83	182	H	North Dakota St.	109 58				
								93	H	Mercer	97 66	205	H	Southeastern La.	97 36				
												300	A	New Orleans	85 45				
												340	H	La.-Monroe	80 46				
LAST 12 Division I GAMES:																			
205	H	Southeastern La.	97 36	340	H	La.-Monroe	80 46	10	H	Western Ky.	88 77								
182	H	North Dakota St.	109 58	41	H	West Virginia	74 61	74	H	Arkansas St.	93 83								
300	A	New Orleans	85 45	93	H	Mercer	97 66												

Non-Div I Games:

Mississippi St.

■ Loss,
 ■ Non-Conf, S Site,
 ■ Home
 ■ Away
 N Neutral

Average RPI Win:	0	WON-LOST	WINNING	LAST 10	STRENGTH OF	OPP. STRENGTH	TEAM	ADJ.	CONF.	ADJ CONF.
Average RPI Loss:	178	RECORD	PCT. RANK	GAMES	SCHEDULE	OF SCHEDULE	RPI	RPI	RPI	RPI
DIV. I ONLY	0- 6	328	0- 6	69	329	296	296	32	32	
DIV. I NON-CONF.	0- 6	325	0- 6	74	327	296	296	32	32	
TOTALS	RPI 1-25	RPI 26-50	W-L RECORDS	RPI 51-100	RPI 101-150	RPI 150+				
0- 6	0- 1	0- 1	OVERALL	0- 0	0- 0	0- 4				
0- 0	0- 0	0- 0	HOME	0- 0	0- 0	0- 0				
0- 5	0- 1	0- 1	AWAY	0- 0	0- 0	0- 3				
0- 1	0- 0	0- 0	NEUTRAL	0- 0	0- 0	0- 1				
0- 6	0- 1	0- 1	NON-CONFERENCE	0- 0	0- 0	0- 4				
0- 0	0- 0	0- 0	HOME	0- 0	0- 0	0- 0				
0- 5	0- 1	0- 1	AWAY	0- 0	0- 0	0- 3				
0- 1	0- 0	0- 0	NEUTRAL	0- 0	0- 0	0- 1				
0- 0	0- 0	0- 0	CONFERENCE	0- 0	0- 0	0- 0				
0- 0	0- 0	0- 0	HOME	0- 0	0- 0	0- 0				
0- 0	0- 0	0- 0	AWAY	0- 0	0- 0	0- 0				
0- 0	0- 0	0- 0	NEUTRAL	0- 0	0- 0	0- 0				

RPI 1-25				RPI 26-50				RPI 51-100				RPI 101+ Team's RPI: 296			
RPI	S	Opponent	Score	RPI	S	Opponent	Score	RPI	S	Opponent	Score	RPI	S	Opponent	Score
20	A	Tulane	47 87	37	A	Vanderbilt	37 63					180	A	Ole Miss	38 91
												200	A	Southern Miss.	51 69
												314	A	UMKC	46 62
												316	N	George Mason	62 71
LAST 12 Division I GAMES:															
316	N	George Mason	62 71	37	A	Vanderbilt	37 63								
314	A	UMKC	46 62												
200	A	Southern Miss.	51 69												
180	A	Ole Miss	38 91												
20	A	Tulane	47 87												

Non-Div I Games: Talladega 59 38

Mississippi Val.

■ Loss,
 ■ Non-Conf,
 ■ S Site,
 ■ Home
 ■ A Away
 N Neutral

RPI 1-25				RPI 26-50				RPI 51-100				RPI 101+				Team's RPI: 140	
RPI	S	Opponent	Score	RPI	S	Opponent	Score	RPI	S	Opponent	Score	RPI	S	Opponent	Score		
16	N	California	70 82									114	H	Saint Louis	74 55		
												168	H	Western Ill.	89 52		
												221	H	Loyola Chicago	56 45		
												248	H	Milwaukee	68 55		
												259	H	Southeast Mo. St.	88 42		
												270	A	Bradley	64 76		
												287	N	UNLV	79 60		
LAST 12 Division I GAMES:																	
												114	H	Saint Louis	74 55		
												168	H	Western Ill.	89 52		
												270	A	Bradley	64 76		
												221	H	Loyola Chicago	56 45		
												248	H	Milwaukee	68 55		
												16	N	California	70 82		
												287	N	UNLV	79 60		
												259	H	Southeast Mo. St.	88 42		

Missouri

Page 173

Average RPI Win:	283	WON-LOST	WINNING	LAST 10	STRENGTH OF	OPP. STRENGTH	TEAM	ADJ.	CONF.	ADJ CONF.
Average RPI Loss:	115	RECORD	PCT. RANK	GAMES	SCHEDULE	OF SCHEDULE	RPI	RPI	RPI	RPI
DIV. I ONLY	1- 6	303	1- 6	83	155	237	237	21	21	
DIV. I NON-CONF.	1- 6	303	1- 6	89	156	240	240	22	22	
TOTALS	RPI 1-25	RPI 26-50	W-L RECORDS	RPI 51-100	RPI 101-150	RPI 150+				
1- 6	0- 0	0- 1	OVERALL	0- 1	0- 2	1- 2				
1- 0	0- 0	0- 0	HOME	0- 0	0- 0	1- 0				
0- 5	0- 0	0- 1	AWAY	0- 1	0- 2	0- 1				
0- 1	0- 0	0- 0	NEUTRAL	0- 0	0- 0	0- 1				
1- 6	0- 0	0- 1	NON-CONFERENCE	0- 1	0- 2	1- 2				
1- 0	0- 0	0- 0	HOME	0- 0	0- 0	1- 0				
0- 5	0- 0	0- 1	AWAY	0- 1	0- 2	0- 1				
0- 1	0- 0	0- 0	NEUTRAL	0- 0	0- 0	0- 1				
0- 0	0- 0	0- 0	CONFERENCE	0- 0	0- 0	0- 0				
0- 0	0- 0	0- 0	HOME	0- 0	0- 0	0- 0				
0- 0	0- 0	0- 0	AWAY	0- 0	0- 0	0- 0				
0- 0	0- 0	0- 0	NEUTRAL	0- 0	0- 0	0- 0				

RPI 1-25				RPI 26-50				RPI 51-100				RPI 101+				Team's RPI: 237	
RPI	S	Opponent	Score	RPI	S	Opponent	Score	RPI	S	Opponent	Score	RPI	S	Opponent	Score		
				50	A	Colorado	59 87	52	A	UALR	48 61	129	A	Memphis	63 79		
												134	A	Oral Roberts	57 70		
												155	N	TCU	68 82		
												171	A	Oklahoma St.	36 77		
												283	H	SIUE	75 69		
LAST 12 Division I GAMES:																	
				283	H	SIUE	75 69	52	A	UALR	48 61						
				155	N	TCU	68 82	129	A	Memphis	63 79						
				50	A	Colorado	59 87										
				134	A	Oral Roberts	57 70										
				171	A	Oklahoma St.	36 77										

Non-Div I Games:

Missouri St.

Average RPI Win:	259	WON-LOST	WINNING	LAST 10	STRENGTH OF	OPP. STRENGTH	TEAM	ADJ.	CONF.	ADJ CONF.
Average RPI Loss:	149	RECORD	PCT. RANK	GAMES	SCHEDULE	OF SCHEDULE	RPI	RPI	RPI	RPI
DIV. I ONLY	4- 3	131	4- 3	320	102	228	228	25	25	
DIV. I NON-CONF.	3- 2	125	3- 2	324	112	229	229	18	18	
TOTALS	RPI 1-25	RPI 26-50	W-L RECORDS	RPI 51-100	RPI 101-150	RPI 150+				
4- 3	0- 0	0- 1	OVERALL	0- 0	0- 0	4- 2				
2- 1	0- 0	0- 1	HOME	0- 0	0- 0	2- 0				
2- 2	0- 0	0- 0	AWAY	0- 0	0- 0	2- 2				
0- 0	0- 0	0- 0	NEUTRAL	0- 0	0- 0	0- 0				
3- 2	0- 0	0- 1	NON-CONFERENCE	0- 0	0- 0	3- 1				
1- 1	0- 0	0- 1	HOME	0- 0	0- 0	1- 0				
2- 1	0- 0	0- 0	AWAY	0- 0	0- 0	2- 1				
0- 0	0- 0	0- 0	NEUTRAL	0- 0	0- 0	0- 0				
1- 1	0- 0	0- 0	CONFERENCE	0- 0	0- 0	1- 1				
1- 0	0- 0	0- 0	HOME	0- 0	0- 0	1- 0				
0- 1	0- 0	0- 0	AWAY	0- 0	0- 0	0- 1				
0- 0	0- 0	0- 0	NEUTRAL	0- 0	0- 0	0- 0				

RPI S	Opponent	Score	RPI S	Opponent	Score	RPI S	Opponent	Score	RPI S	Opponent	Score	Team's RPI: 228
44	H Lehigh	70 82							188	H Iona	75 74	
									198	A Marist	65 75	
									204	A Yale	58 62	
									240	H Fairleigh Dickinson	71 66	
									274	A Wagner	82 59	
									335	A LIU Brooklyn	78 57	
LAST 12 Division I GAMES:												
240	H Fairleigh Dickinson	71 66	188	H Iona	75 74							
335	A LIU Brooklyn	78 57	198	A Marist	65 75							
44	H Lehigh	70 82	204	A Yale	58 62							
			274	A Wagner	82 59							

Non-Div I Games:

Monmouth

RPI 1-25			
RPI	S	Opponent	Score
13	N	Princeton	55 80

RPI 26-50			
RPI	S	Opponent	Score

RPI 51-100			
RPI	S	Opponent	Score

RPI 101+			
RPI	S	Opponent	Score
101	A	Pacific	50 62
213	N	Wake Forest	60 73
218	N	Charlotte	67 58
235	H	Wyoming	54 60

Team's RPI: 223			
-----------------	--	--	--

LAST 12 Division I GAMES:			
235	H	Wyoming	54 60
213	N	Wake Forest	60 73
13	N	Princeton	55 80
218	N	Charlotte	67 58
101	A	Pacific	50 62

Page 176

Average RPI Win:	240	WON-LOST	WINNING	LAST 10	STRENGTH OF	OPP. STRENGTH	TEAM	ADJ.	CONF.	ADJ CONF.
Average RPI Loss:	102	RECORD	PCT. RANK	GAMES	SCHEDULE	OF SCHEDULE	RPI	RPI	RPI	RPI
DIV. I ONLY	4- 4	155	4- 4	109	227	118	118	20	20	
DIV. I NON-CONF.	4- 4	155	4- 4	113	231	122	122	21	21	
TOTALS	RPI 1-25	RPI 26-50	W-L RECORDS	RPI 51-100	RPI 101-150	RPI 150+				
4- 4	0- 0	0- 0	OVERALL	0- 2	0- 1	4- 1				
2- 1	0- 0	0- 0	HOME	0- 0	0- 1	2- 0				
1- 3	0- 0	0- 0	AWAY	0- 2	0- 0	1- 1				
1- 0	0- 0	0- 0	NEUTRAL	0- 0	0- 0	1- 0				
4- 4	0- 0	0- 0	NON-CONFERENCE	0- 2	0- 1	4- 1				
2- 1	0- 0	0- 0	HOME	0- 0	0- 1	2- 0				
1- 3	0- 0	0- 0	AWAY	0- 2	0- 0	1- 1				
1- 0	0- 0	0- 0	NEUTRAL	0- 0	0- 0	1- 0				
0- 0	0- 0	0- 0	CONFERENCE	0- 0	0- 0	0- 0				
0- 0	0- 0	0- 0	HOME	0- 0	0- 0	0- 0				
0- 0	0- 0	0- 0	AWAY	0- 0	0- 0	0- 0				
0- 0	0- 0	0- 0	NEUTRAL	0- 0	0- 0	0- 0				

RPI S	Opponent	Score	RPI S	Opponent	Score	RPI S	Opponent	Score	RPI S	Opponent	Score	Team's RPI: 118
						57 A	CSUN	66 78	105 H	Gonzaga	60 89	
						62 A	San Diego	64 79	183 A	Boise St.	60 75	
									222 H	Seattle	74 61	
									235 H	Wyoming	79 52	
									241 N	IUPUI	80 74	
									260 A	Cal St. Fullerton	63 47	
LAST 12 Division I GAMES:												
222 H	Seattle	74 61	235 H	Wyoming	79 52							
105 H	Gonzaga	60 89	241 N	IUPUI	80 74							
260 A	Cal St. Fullerton	63 47	57 A	CSUN	66 78							
183 A	Boise St.	60 75	62 A	San Diego	64 79							

Non-Div I Games: Great Falls 87 71

Montana St.

Loss, Non-Conf, S Site, H Home A Away N Neutral

Average RPI Win:	277	WON-LOST	WINNING	LAST 10	STRENGTH OF	OPP. STRENGTH	TEAM	ADJ.	CONF.	ADJ CONF.
Average RPI Loss:	121	RECORD	PCT. RANK	GAMES	SCHEDULE	OF SCHEDULE	RPI	RPI	RPI	RPI
DIV. I ONLY	3- 5	221	3- 5	30	308	108	108	28	28	
DIV. I NON-CONF.	3- 5	219	3- 5	32	307	110	110	28	28	
TOTALS	RPI 1-25	RPI 26-50	W-L RECORDS	RPI 51-100	RPI 101-150	RPI 150+				
3- 5	0- 1	0- 0	OVERALL	0- 2	0- 1	3- 1				
1- 1	0- 0	0- 0	HOME	0- 0	0- 0	1- 1				
2- 4	0- 1	0- 0	AWAY	0- 1	0- 1	2- 0				
0- 0	0- 0	0- 0	NEUTRAL	0- 0	0- 0	0- 0				
3- 5	0- 1	0- 0	NON-CONFERENCE	0- 2	0- 1	3- 1				
1- 1	0- 0	0- 0	HOME	0- 0	0- 0	1- 1				
2- 4	0- 1	0- 0	AWAY	0- 2	0- 1	2- 0				
0- 0	0- 0	0- 0	NEUTRAL	0- 0	0- 0	0- 0				
0- 0	0- 0	0- 0	CONFERENCE	0- 0	0- 0	0- 0				
0- 0	0- 0	0- 0	HOME	0- 0	0- 0	0- 0				
0- 0	0- 0	0- 0	AWAY	0- 0	0- 0	0- 0				
0- 0	0- 0	0- 0	NEUTRAL	0- 0	0- 0	0- 0				

RPI S	Opponent	Score	RPI S	Opponent	Score	RPI S	Opponent	Score	RPI S	Opponent	Score	Team's RPI: 108
1	A Kentucky	62 91				69	A Akron	61 89	136	A Ohio	67 87	
						79	A Indiana	57 98	186	H Georgia St.	74 72	
									316	A George Mason	79 70	
									322	H Lipscomb	59 61	
									328	A Norfolk St.	83 66	
LAST 12 Division I GAMES:												
186	H Georgia St.	74 72	136	A Ohio	67 87	322	H Lipscomb	59 61				
69	A Akron	61 89	79	A Indiana	57 98	1	A Kentucky	62 91				
			316	A George Mason	79 70	328	A Norfolk St.	83 66				

Non-Div I Games: Brescia 98 68

Morehead St.

Average RPI Win:	0	WON-LOST	WINNING	LAST 10	STRENGTH OF	OPP. STRENGTH	TEAM	ADJ.	CONF.	ADJ CONF.
Average RPI Loss:	130	RECORD	PCT. RANK	GAMES	SCHEDULE	OF SCHEDULE	RPI	RPI	RPI	RPI
DIV. I ONLY	0- 7	328	0- 7	100	225	290	290	30	30	
DIV. I NON-CONF.	0- 5	325	0- 5	12	240	214	214	29	29	
TOTALS	RPI 1-25	RPI 26-50	W-L RECORDS	RPI 51-100	RPI 101-150	RPI 150+				
0- 7	0- 0	0- 0	OVERALL	0- 4	0- 1	0- 2				
0- 0	0- 0	0- 0	HOME	0- 0	0- 0	0- 0				
0- 7	0- 0	0- 0	AWAY	0- 4	0- 1	0- 1				
0- 0	0- 0	0- 0	NEUTRAL	0- 0	0- 0	0- 0				
0- 5	0- 0	0- 0	NON-CONFERENCE	0- 3	0- 1	0- 1				
0- 0	0- 0	0- 0	HOME	0- 0	0- 0	0- 0				
0- 5	0- 0	0- 0	AWAY	0- 3	0- 1	0- 1				
0- 0	0- 0	0- 0	NEUTRAL	0- 0	0- 0	0- 0				
0- 2	0- 0	0- 0	CONFERENCE	0- 1	0- 0	0- 1				
0- 0	0- 0	0- 0	HOME	0- 0	0- 0	0- 0				
0- 2	0- 0	0- 0	AWAY	0- 1	0- 0	0- 1				
0- 0	0- 0	0- 0	NEUTRAL	0- 0	0- 0	0- 0				

RPI 1-25				RPI 26-50				RPI 51-100				RPI 101+				Team's RPI: 290	
RPI	S	Opponent	Score	RPI	S	Opponent	Score	RPI	S	Opponent	Score	RPI	S	Opponent	Score		
								61	A	Hampton	43	63	124	A	Georgia Tech	76	105
								64	A	Georgia	36	68	171	A	Oklahoma St.	43	73
								70	A	Bucknell	50	79	328	A	Norfolk St.	63	68
								95	A	Texas Tech	57	65					
LAST 12 Division I GAMES:																	
				61	A	Hampton	43	63	64	A	Georgia	36	68				
				328	A	Norfolk St.	63	68									
				70	A	Bucknell	50	79									
				171	A	Oklahoma St.	43	73									
				95	A	Texas Tech	57	65									
				124	A	Georgia Tech	76	105									

Non-Div I Games: Wesley 90 50 Washington Adventis66 44

Morgan St.

Average RPI Win:	347	WON-LOST	WINNING	LAST 10	STRENGTH OF	OPP. STRENGTH	TEAM	ADJ.	CONF.	ADJ CONF.
Average RPI Loss:	222	RECORD	PCT. RANK	GAMES	SCHEDULE	OF SCHEDULE	RPI	RPI	RPI	RPI
DIV. I ONLY	1- 6	303	0- 1	331	310	345	345	29	29	
DIV. I NON-CONF.	1- 6	303	0- 1	333	308	345	345	30	30	
TOTALS	RPI 1-25	RPI 26-50	W-L RECORDS	RPI 51-100	RPI 101-150	RPI 150+				
1- 6	0- 0	0- 0	OVERALL	0- 1	0- 1	1- 4				
1- 0	0- 0	0- 0	HOME	0- 0	0- 0	1- 0				
0- 6	0- 0	0- 0	AWAY	0- 0	0- 1	0- 0				
0- 0	0- 0	0- 0	NEUTRAL	0- 0	0- 0	0- 0				
1- 6	0- 0	0- 0	NON-CONFERENCE	0- 1	0- 1	1- 4				
1- 0	0- 0	0- 0	HOME	0- 0	0- 0	1- 0				
0- 6	0- 0	0- 0	AWAY	0- 1	0- 1	0- 4				
0- 0	0- 0	0- 0	NEUTRAL	0- 0	0- 0	0- 0				
0- 0	0- 0	0- 0	CONFERENCE	0- 0	0- 0	0- 0				
0- 0	0- 0	0- 0	HOME	0- 0	0- 0	0- 0				
0- 0	0- 0	0- 0	AWAY	0- 0	0- 0	0- 0				
0- 0	0- 0	0- 0	NEUTRAL	0- 0	0- 0	0- 0				

RPI 1-25				RPI 26-50				RPI 51-100				RPI 101+ Team's RPI: 345			
RPI	S	Opponent	Score	RPI	S	Opponent	Score	RPI	S	Opponent	Score	RPI	S	Opponent	Score
								54	A	Maryland	45 109	143	A	Fordham	37 61
												167	A	Davidson	62 67
												295	A	UMES	43 58
												332	A	Loyola Maryland	49 56
												341	A	Campbell	42 60
												347	H	Delaware St.	73 64
LAST 12 Division I GAMES:															
				341	A	Campbell	42 60	143	A	Fordham	37 61				
				54	A	Maryland	45 109	332	A	Loyola Maryland	49 56				
								295	A	UMES	43 58				
								347	H	Delaware St.	73 64				
								167	A	Davidson	62 67				

Non-Div I Games:

Mt. St. Mary's

Average RPI Win: 328		WON-LOST	WINNING	LAST 10	STRENGTH OF	OPP. STRENGTH	TEAM	ADJ.	CONF.	ADJ CONF.
Average RPI Loss: 208		RECORD	PCT. RANK	GAMES	SCHEDULE	OF SCHEDULE	RPI	RPI	RPI	RPI
DIV. I ONLY		2- 6	269	0- 1	276	337	331	331	28	28
DIV. I NON-CONF.		2- 6	266	0- 1	277	336	329	329	28	28
TOTALS	RPI 1-25		RPI 26-50		W-L RECORDS	RPI 51-100	RPI 101-150		RPI 150+	
2- 6	0- 0		0- 0		OVERALL	0- 0	0- 2		2- 4	
2- 2	0- 0		0- 0		HOME	0- 0	0- 1		2- 1	
0- 3	0- 0		0- 0		AWAY	0- 0	0- 1		0- 2	
0- 1	0- 0		0- 0		NEUTRAL	0- 0	0- 0		0- 1	
2- 6	0- 0		0- 0		NON-CONFERENCE	0- 0	0- 2		2- 4	
2- 2	0- 0		0- 0		HOME	0- 0	0- 1		2- 1	
0- 3	0- 0		0- 0		AWAY	0- 0	0- 1		0- 2	
0- 1	0- 0		0- 0		NEUTRAL	0- 0	0- 0		0- 1	
0- 0	0- 0		0- 0		CONFERENCE	0- 0	0- 0		0- 0	
0- 0	0- 0		0- 0		HOME	0- 0	0- 0		0- 0	
0- 0	0- 0		0- 0		AWAY	0- 0	0- 0		0- 0	
0- 0	0- 0		0- 0		NEUTRAL	0- 0	0- 0		0- 0	

RPI 1-25				RPI 26-50				RPI 51-100				RPI 101+				Team's RPI: 331	
RPI	S	Opponent	Score	RPI	S	Opponent	Score	RPI	S	Opponent	Score	RPI	S	Opponent	Score		
												121	A	Kennesaw St.	60	65	
												136	H	Ohio	60	111	
												219	A	Wright St.	68	75	
												220	A	Ball St.	59	85	
												269	H	Evansville	83	93	
												281	N	Jackson St.	81	90	
												322	H	Lipscomb	74	71	
												333	H	Alabama A&M	102	81	
LAST 12 Division I GAMES:																	
				281	N	Jackson St.	81	90	322	H	Lipscomb	74	71				
				121	A	Kennesaw St.	60	65	219	A	Wright St.	68	75				
				269	H	Evansville	83	93	333	H	Alabama A&M	102	81				
				220	A	Ball St.	59	85	136	H	Ohio	60	111				

Non-Div I Games:	Blackburn	110	31
------------------	-----------	-----	----

Murray St.

Loss, Non-Conf, S Site, H Home A Away N Neutral

RPI 1-25				RPI 26-50				RPI 51-100				RPI 101+				Team's RPI: 185	
RPI	S	Opponent	Score	RPI	S	Opponent	Score	RPI	S	Opponent	Score	RPI	S	Opponent	Score		
												123	H	William & Mary	57	59	
												134	N	Oral Roberts	47	38	
												167	A	Davidson	62	57	
												200	A	Southern Miss.	48	72	
												242	A	Howard	80	69	
												289	H	Navy	52	47	
												295	A	UMES	43	58	
												343	H	UNC Asheville	63	46	
LAST 12 Division I GAMES:																	
				167	A	Davidson	62 57	295	A	UMES	43 58						
				200	A	Southern Miss.	48 72	242	A	Howard	80 69						
				134	N	Oral Roberts	47 38										
				123	H	William & Mary	57 59										
				343	H	UNC Asheville	63 46										
				289	H	Navy	52 47										

N.C. A&T

Page 182

Average RPI Win: 328		WON-LOST	WINNING	LAST 10	STRENGTH OF	OPP. STRENGTH	TEAM	ADJ.	CONF.	ADJ CONF.
Average RPI Loss: 218		RECORD	PCT. RANK	GAMES	SCHEDULE	OF SCHEDULE	RPI	RPI	RPI	RPI
DIV. I ONLY		2- 6	269	2- 6	311	304	318	318	30	30
DIV. I NON-CONF.		2- 4	233	2- 4	254	330	279	279	29	29
TOTALS		RPI 1-25	RPI 26-50	W-L RECORDS		RPI 51-100	RPI 101-150	RPI 150+		
2- 6	0- 1		0- 0	OVERALL		0- 0	0- 1	2- 4		
1- 1	0- 0		0- 0	HOME		0- 0	0- 1	1- 0		
1- 5	0- 1		0- 0	AWAY		0- 0	0- 0	1- 4		
0- 0	0- 0		0- 0	NEUTRAL		0- 0	0- 0	0- 0		
2- 4	0- 1		0- 0	NON-CONFERENCE		0- 0	0- 1	2- 2		
1- 1	0- 0		0- 0	HOME		0- 0	0- 1	1- 0		
1- 3	0- 1		0- 0	AWAY		0- 0	0- 0	1- 2		
0- 0	0- 0		0- 0	NEUTRAL		0- 0	0- 0	0- 0		
0- 2	0- 0		0- 0	CONFERENCE		0- 0	0- 0	0- 2		
0- 0	0- 0		0- 0	HOME		0- 0	0- 0	0- 0		
0- 2	0- 0		0- 0	AWAY		0- 0	0- 0	0- 2		
0- 0	0- 0		0- 0	NEUTRAL		0- 0	0- 0	0- 0		

RPI 1-25				RPI 26-50				RPI 51-100				RPI 101+				Team's RPI: 318	
RPI	S	Opponent	Score	RPI	S	Opponent	Score	RPI	S	Opponent	Score	RPI	S	Opponent	Score		
9	A	South Carolina	26 90									126	H	Winthrop	63 71		
												242	A	Howard	65 70		
												293	A	Gardner-Webb	53 73		
												295	A	UMES	61 71		
												312	A	Western Caro.	64 59		
												341	A	Campbell	60 65		
												343	H	UNC Asheville	55 52		
LAST 12 Division I GAMES:																	
				341	A	Campbell	60 65	242	A	Howard	65 70						
				312	A	Western Caro.	64 59	295	A	UMES	61 71						
								9	A	South Carolina	26 90						
								343	H	UNC Asheville	55 52						
								126	H	Winthrop	63 71						
								293	A	Gardner-Webb	53 73						

Non-Div I Games:

N.C. Central

Loss, Non-Conf, S Site, H Home A Away N Neutral

NJIT				STRENGTH OF SCHEDULE	OPP. STRENGTH OF SCHEDULE	TEAM RPI	ADJ. RPI	CONF. RPI	ADJ CONF. RPI
Average RPI Win:	227	WON-LOST RECORD	WINNING PCT. RANK						
Average RPI Loss:	138		LAST 10 GAMES						
DIV. I ONLY	5- 4	148	5- 4	206	187	169	169	12	12
DIV. I NON-CONF.	5- 4	148	5- 4	211	189	171	171	12	12
TOTALS	RPI 1-25	RPI 26-50	W-L RECORDS	RPI 51-100	RPI 101-150	RPI 150+			
5- 4	0- 0	0- 1	OVERALL	0- 0	1- 1	4- 2			
3- 1	0- 0	0- 1	HOME	0- 0	0- 0	3- 0			
2- 2	0- 0	0- 0	AWAY	0- 0	1- 1	1- 1			
0- 1	0- 0	0- 0	NEUTRAL	0- 0	0- 0	0- 1			
5- 4	0- 0	0- 1	NON-CONFERENCE	0- 0	1- 1	4- 2			
3- 1	0- 0	0- 1	HOME	0- 0	0- 0	3- 0			
2- 2	0- 0	0- 0	AWAY	0- 0	1- 1	1- 1			
0- 1	0- 0	0- 0	NEUTRAL	0- 0	0- 0	0- 1			
0- 0	0- 0	0- 0	CONFERENCE	0- 0	0- 0	0- 0			
0- 0	0- 0	0- 0	HOME	0- 0	0- 0	0- 0			
0- 0	0- 0	0- 0	AWAY	0- 0	0- 0	0- 0			
0- 0	0- 0	0- 0	NEUTRAL	0- 0	0- 0	0- 0			

RPI 1-25			RPI 26-50			RPI 51-100			RPI 101+ Team's RPI: 169		
RPI	S	Opponent	Score	RPI	S	Opponent	Score	RPI	S	Opponent	Score
				44	H	Lehigh	54 74	132	A	Dartmouth	63 68
								138	A	Fla. Atlantic	65 57
								182	N	North Dakota St.	48 60
								195	A	New Hampshire	56 61
								231	H	Binghamton	52 48
								240	A	Fairleigh Dickinson	68 64
								254	H	St. Francis Brooklyn	57 50
								274	H	Wagner	60 54
LAST 12 Division I GAMES:											
231	H	Binghamton	52 48	254	H	St. Francis Brooklyn	57 50				
274	H	Wagner	60 54	44	H	Lehigh	54 74				
182	N	North Dakota St.	48 60	240	A	Fairleigh Dickinson	68 64				
138	A	Fla. Atlantic	65 57	132	A	Dartmouth	63 68				
				195	A	New Hampshire	56 61				

Non-Div I Games:

NJIT

Average RPI Win:	303	WON-LOST	WINNING	LAST 10	STRENGTH OF	OPP. STRENGTH	TEAM	ADJ.	CONF.	ADJ CONF.
Average RPI Loss:	168	RECORD	PCT. RANK	GAMES	SCHEDULE	OF SCHEDULE	RPI	RPI	RPI	RPI
DIV. I ONLY	4- 5	187	4- 5	287	317	289	289	18	18	
DIV. I NON-CONF.	4- 5	185	4- 5	290	314	292	292	19	19	
TOTALS	RPI 1-25	RPI 26-50	W-L RECORDS	RPI 51-100	RPI 101-150	RPI 150+				
4- 5	0- 0	0- 0	OVERALL	0- 1	0- 1	4- 3				
4- 1	0- 0	0- 0	HOME	0- 0	0- 1	4- 0				
0- 4	0- 0	0- 0	AWAY	0- 1	0- 0	0- 3				
0- 0	0- 0	0- 0	NEUTRAL	0- 0	0- 0	0- 0				
4- 5	0- 0	0- 0	NON-CONFERENCE	0- 1	0- 1	4- 3				
4- 1	0- 0	0- 0	HOME	0- 0	0- 1	4- 0				
0- 4	0- 0	0- 0	AWAY	0- 1	0- 0	0- 3				
0- 0	0- 0	0- 0	NEUTRAL	0- 0	0- 0	0- 0				
0- 0	0- 0	0- 0	CONFERENCE	0- 0	0- 0	0- 0				
0- 0	0- 0	0- 0	HOME	0- 0	0- 0	0- 0				
0- 0	0- 0	0- 0	AWAY	0- 0	0- 0	0- 0				
0- 0	0- 0	0- 0	NEUTRAL	0- 0	0- 0	0- 0				

RPI 1-25				RPI 26-50				RPI 51-100				RPI 101+				Team's RPI: 289	
RPI	S	Opponent	Score	RPI	S	Opponent	Score	RPI	S	Opponent	Score	RPI	S	Opponent	Score		
								78	A	Elon	56	69	102	H	Penn	51	60
												185	A	N.C. A&T	47	52	
												211	A	Oregon	64	72	
												230	H	Towson	55	51	
												264	A	Portland St.	50	56	
												316	H	George Mason	84	79	
												317	H	UNC Greensboro	71	64	
												348	H	Grand Canyon	60	51	
LAST 12 Division I GAMES:																	
				264	A	Portland St.	50	56	211	A	Oregon	64	72				
				230	H	Towson	55	51	78	A	Elon	56	69				
				348	H	Grand Canyon	60	51	185	A	N.C. A&T	47	52				
				317	H	UNC Greensboro	71	64									
				316	H	George Mason	84	79									
				102	H	Penn	51	60									

Non-Div I Games: Mary Washington 79 59

Navy

Nebraska

Through Games Of Dec. 8, 2014

Average RPI Win:	147	WON-LOST	WINNING	LAST 10	STRENGTH OF	OPP. STRENGTH	TEAM	ADJ.	CONF.	ADJ CONF.
Average RPI Loss:	106	RECORD	PCT. RANK	GAMES	SCHEDULE	OF SCHEDULE	RPI	RPI	RPI	RPI
DIV. I ONLY	7- 1	22	7- 1	112	57	22	22	4	4	
DIV. I NON-CONF.	7- 1	21	7- 1	116	58	22	22	4	4	
TOTALS	RPI 1-25	RPI 26-50	W-L RECORDS	RPI 51-100	RPI 101-150	RPI 150+				
7- 1	1- 0	0- 0	OVERALL	2- 0	2- 1	2- 0				
5- 0	1- 0	0- 0	HOME	1- 0	1- 0	2- 0				
2- 1	0- 0	0- 0	AWAY	1- 0	1- 1	0- 0				
0- 0	0- 0	0- 0	NEUTRAL	0- 0	0- 0	0- 0				
7- 1	1- 0	0- 0	NON-CONFERENCE	2- 0	2- 1	2- 0				
5- 0	1- 0	0- 0	HOME	1- 0	1- 0	2- 0				
2- 1	0- 0	0- 0	AWAY	1- 0	1- 1	0- 0				
0- 0	0- 0	0- 0	NEUTRAL	0- 0	0- 0	0- 0				
0- 0	0- 0	0- 0	CONFERENCE	0- 0	0- 0	0- 0				
0- 0	0- 0	0- 0	HOME	0- 0	0- 0	0- 0				
0- 0	0- 0	0- 0	AWAY	0- 0	0- 0	0- 0				
0- 0	0- 0	0- 0	NEUTRAL	0- 0	0- 0	0- 0				

RPI 1-25				Team's RPI: 22				RPI 26-50				RPI 51-100				RPI 101+			
RPI	S	Opponent	Score					RPI	S	Opponent	Score	RPI	S	Opponent	Score	RPI	S	Opponent	Score
18	H	Duke	60 54									73	A	Washington St.	82 61	106	A	Alabama	51 53
												97	H	Pepperdine	100 65	112	A	UCLA	71 66
																133	H	Northern Colo.	63 56
																251	H	Utah	66 43
																342	H	Alcorn	83 49
LAST 12 Division I GAMES:																			
251	H	Utah	66 43	106	A	Alabama	51 53												
73	A	Washington St.	82 61	18	H	Duke	60 54												
342	H	Alcorn	83 49	133	H	Northern Colo.	63 56												
97	H	Pepperdine	100 65	112	A	UCLA	71 66												

Non-Div I Games:

Nebraska

■ Loss,
 ■ Non-Conf, S Site,
 ■ Home
 ■ Away
 N Neutral

Nevada

Through Games Of Dec. 8, 2014

Average RPI Win:	294	WON-LOST	WINNING	LAST 10	STRENGTH OF	OPP. STRENGTH	TEAM	ADJ.	CONF.	ADJ CONF.
Average RPI Loss:	97	RECORD	PCT. RANK	GAMES	SCHEDULE	OF SCHEDULE	RPI	RPI	RPI	RPI
DIV. I ONLY	3- 5	221	0- 1	247	186	253	253	23	23	
DIV. I NON-CONF.	3- 5	219	0- 1	251	188	255	255	24	24	
TOTALS	RPI 1-25	RPI 26-50	W-L RECORDS	RPI 51-100	RPI 101-150	RPI 150+				
3- 5	0- 1	0- 0	OVERALL	0- 1	0- 2	3- 1				
2- 2	0- 0	0- 0	HOME	0- 0	0- 1	2- 1				
1- 3	0- 1	0- 0	AWAY	0- 1	0- 1	1- 0				
0- 0	0- 0	0- 0	NEUTRAL	0- 0	0- 0	0- 0				
3- 5	0- 1	0- 0	NON-CONFERENCE	0- 1	0- 2	3- 1				
2- 2	0- 0	0- 0	HOME	0- 0	0- 1	2- 1				
1- 3	0- 1	0- 0	AWAY	0- 1	0- 1	1- 0				
0- 0	0- 0	0- 0	NEUTRAL	0- 0	0- 0	0- 0				
0- 0	0- 0	0- 0	CONFERENCE	0- 0	0- 0	0- 0				
0- 0	0- 0	0- 0	HOME	0- 0	0- 0	0- 0				
0- 0	0- 0	0- 0	AWAY	0- 0	0- 0	0- 0				
0- 0	0- 0	0- 0	NEUTRAL	0- 0	0- 0	0- 0				

RPI 1-25				RPI 26-50			RPI 51-100				RPI 101+		Team's RPI: 253		
RPI	S	Opponent	Score	RPI	S	Opponent	Score	RPI	S	Opponent	Score	RPI	S	Opponent	Score
16	A	California	54 76					71	A	San Francisco	48 63	101	H	Pacific	53 64
												116	A	BYU	60 65
												180	H	Ole Miss	66 77
												212	H	Portland	84 59
												321	H	UC Santa Barbara	71 58
												348	A	Grand Canyon	64 52
LAST 12 Division I GAMES:															
180	H	Ole Miss	66 77	101	H	Pacific	53 64	212	H	Portland	84 59	71	A	San Francisco	48 63
348	A	Grand Canyon	64 52	116	A	BYU	60 65	16	A	California	54 76	321	H	UC Santa Barbara	71 58

Non-Div I Games:

Nevada

■ Loss,
 ■ Non-Conf, S Site,
 ■ Home
 ■ Away
 N Neutral

Average RPI Win:	235	WON-LOST	WINNING	LAST 10	STRENGTH OF	OPP. STRENGTH	TEAM	ADJ.	CONF.	ADJ CONF.
Average RPI Loss:	128	RECORD	PCT. RANK	GAMES	SCHEDULE	OF SCHEDULE	RPI	RPI	RPI	RPI
DIV. I ONLY	4- 2	90	4- 2	306	115	195	195	27	27	
DIV. I NON-CONF.	4- 2	91	4- 2	307	116	197	197	27	27	
TOTALS	RPI 1-25	RPI 26-50	W-L RECORDS	RPI 51-100	RPI 101-150	RPI 150+				
4- 2	0- 0	0- 0	OVERALL	0- 0	0- 1	4- 1				
2- 1	0- 0	0- 0	HOME	0- 0	0- 0	2- 1				
2- 1	0- 0	0- 0	AWAY	0- 0	0- 1	2- 0				
0- 0	0- 0	0- 0	NEUTRAL	0- 0	0- 0	0- 0				
4- 2	0- 0	0- 0	NON-CONFERENCE	0- 0	0- 1	4- 1				
2- 1	0- 0	0- 0	HOME	0- 0	0- 0	2- 1				
2- 1	0- 0	0- 0	AWAY	0- 0	0- 1	2- 0				
0- 0	0- 0	0- 0	NEUTRAL	0- 0	0- 0	0- 0				
0- 0	0- 0	0- 0	CONFERENCE	0- 0	0- 0	0- 0				
0- 0	0- 0	0- 0	HOME	0- 0	0- 0	0- 0				
0- 0	0- 0	0- 0	AWAY	0- 0	0- 0	0- 0				
0- 0	0- 0	0- 0	NEUTRAL	0- 0	0- 0	0- 0				

RPI 1-25				RPI 26-50				RPI 51-100				RPI 101+				Team's RPI: 195	
RPI	S	Opponent	Score	RPI	S	Opponent	Score	RPI	S	Opponent	Score	RPI	S	Opponent	Score		
												102	A	Penn	39	74	
												154	H	Central Conn. St.	58	64	
												169	H	NJIT	61	56	
												242	A	Howard	78	68	
												243	H	Brown	60	57	
												286	A	Boston U.	67	55	
LAST 12 Division I GAMES:																	
				286	A	Boston U.	67	55									
				154	H	Central Conn. St.	58	64									
				102	A	Penn	39	74									
				243	H	Brown	60	57									
				242	A	Howard	78	68									
				169	H	NJIT	61	56									

Non-Div I Games:	Daniel Webster	84	32
------------------	----------------	----	----

New Hampshire

■ Loss, ■ Non-Conf, S Site, H Home A Away N Neutral

Average RPI Win:	286	WON-LOST	WINNING	LAST 10	STRENGTH OF	OPP. STRENGTH	TEAM	ADJ.	CONF.	ADJ CONF.
Average RPI Loss:	105	RECORD	PCT. RANK	GAMES	SCHEDULE	OF SCHEDULE	RPI	RPI	RPI	RPI
DIV. I ONLY	1- 7	319	1- 7	61	211	246	246	23	23	
DIV. I NON-CONF.	1- 7	317	1- 7	64	213	249	249	24	24	
TOTALS	RPI 1-25	RPI 26-50	W-L RECORDS	RPI 51-100	RPI 101-150	RPI 150+				
1- 7	0- 2	0- 2	OVERALL	0- 0	0- 2	1- 1				
1- 2	0- 1	0- 1	HOME	0- 0	0- 0	1- 0				
0- 3	0- 0	0- 1	AWAY	0- 0	0- 1	0- 1				
0- 2	0- 1	0- 0	NEUTRAL	0- 0	0- 1	0- 0				
1- 7	0- 2	0- 2	NON-CONFERENCE	0- 0	0- 2	1- 1				
1- 2	0- 1	0- 1	HOME	0- 0	0- 0	1- 0				
0- 3	0- 0	0- 1	AWAY	0- 0	0- 1	0- 1				
0- 2	0- 1	0- 0	NEUTRAL	0- 0	0- 1	0- 0				
0- 0	0- 0	0- 0	CONFERENCE	0- 0	0- 0	0- 0				
0- 0	0- 0	0- 0	HOME	0- 0	0- 0	0- 0				
0- 0	0- 0	0- 0	AWAY	0- 0	0- 0	0- 0				
0- 0	0- 0	0- 0	NEUTRAL	0- 0	0- 0	0- 0				

RPI 1-25				RPI 26-50				RPI 51-100				RPI 101+ Team's RPI: 246			
RPI	S	Opponent	Score	RPI	S	Opponent	Score	RPI	S	Opponent	Score	RPI	S	Opponent	Score
21	H	Stanford	65 70	30	A	Texas	37 86					130	A	DePaul	59 97
25	N	Texas A&M	52 66	43	H	UC Riverside	62 70					142	N	Tex.-Pan American	59 61
												286	H	Boston U.	56 49
												346	A	New Mexico St.	59 70
LAST 12 Division I GAMES:															
25	N	Texas A&M	52 66	346	A	New Mexico St.	59 70								
142	N	Tex.-Pan American	59 61	30	A	Texas	37 86								
				43	H	UC Riverside	62 70								
				286	H	Boston U.	56 49								
				21	H	Stanford	65 70								
				130	A	DePaul	59 97								

Non-Div I Games:

New Mexico

■ Loss,
 ■ Non-Conf, S Site,
 ■ Home
 ■ Away
 N Neutral

Non-Conference Totals				Through Games of Dec. 31, 1911						
Average RPI Win:	246	WON-LOST	WINNING	LAST 10	STRENGTH OF	OPP. STRENGTH	TEAM	ADJ.	CONF.	ADJ CONF.
Average RPI Loss:	248	RECORD	PCT. RANK	GAMES	SCHEDULE	OF SCHEDULE	RPI	RPI	RPI	RPI
DIV. I ONLY	1- 5	292	1- 5	345	189	346	346	33	33	
DIV. I NON-CONF.	1- 5	290	1- 5	345	190	347	347	33	33	
TOTALS	RPI 1-25	RPI 26-50	W-L RECORDS	RPI 51-100	RPI 101-150	RPI 150+				
1- 5	0- 0	0- 0	OVERALL	0- 0	0- 0	1- 5				
1- 2	0- 0	0- 0	HOME	0- 0	0- 0	1- 2				
0- 3	0- 0	0- 0	AWAY	0- 0	0- 0	0- 0				
0- 0	0- 0	0- 0	NEUTRAL	0- 0	0- 0	0- 0				
1- 5	0- 0	0- 0	NON-CONFERENCE	0- 0	0- 0	1- 5				
1- 2	0- 0	0- 0	HOME	0- 0	0- 0	1- 2				
0- 3	0- 0	0- 0	AWAY	0- 0	0- 0	0- 3				
0- 0	0- 0	0- 0	NEUTRAL	0- 0	0- 0	0- 0				
0- 0	0- 0	0- 0	CONFERENCE	0- 0	0- 0	0- 0				
0- 0	0- 0	0- 0	HOME	0- 0	0- 0	0- 0				
0- 0	0- 0	0- 0	AWAY	0- 0	0- 0	0- 0				
0- 0	0- 0	0- 0	NEUTRAL	0- 0	0- 0	0- 0				

RPI 1-25				RPI 26-50				RPI 51-100				RPI 101+				Team's RPI: 346	
RPI	S	Opponent	Score	RPI	S	Opponent	Score	RPI	S	Opponent	Score	RPI	S	Opponent	Score		
												183	A	Boise St.	45	70	
												210	A	Sacramento St.	85	93	
												246	H	New Mexico	70	59	
												260	H	Cal St. Fullerton	51	66	
												267	A	UTEP	73	78	
												319	H	Weber St.	97	100	
LAST 12 Division I GAMES:																	
				246	H	New Mexico	70	59	183	A	Boise St.	45	70				
				260	H	Cal St. Fullerton	51	66	267	A	UTEP	73	78				
				319	H	Weber St.	97	100									
				210	A	Sacramento St.	85	93									

Non-Div I Games:	Eastern N.M.	79	51
------------------	--------------	----	----

New Mexico St.

■ Loss, ■ Non-Conf, S Site, H Home A Away N Neutral

NEW ORLEANS				through games of Dec. 3, 1911						
Average RPI Win:	0	WON-LOST	WINNING	LAST 10	STRENGTH OF	OPP. STRENGTH	TEAM	ADJ.	CONF.	ADJ CONF.
Average RPI Loss:	160	RECORD	PCT. RANK	GAMES	SCHEDULE	OF SCHEDULE	RPI	RPI	RPI	RPI
DIV. I ONLY	0- 3	328	0- 0	48	347	300	300	26	26	
DIV. I NON-CONF.	0- 3	325	0- 0	49	347	300	300	26	26	
TOTALS	RPI 1-25		RPI 26-50		W-L RECORDS	RPI 51-100	RPI 101-150		RPI 150+	
0- 3	0- 1		0- 0		OVERALL	0- 0	0- 1		0- 1	
0- 1	0- 1		0- 0		HOME	0- 0	0- 0		0- 0	
0- 2	0- 0		0- 0		AWAY	0- 0	0- 0		0- 0	
0- 0	0- 0		0- 0		NEUTRAL	0- 0	0- 0		0- 0	
0- 3	0- 1		0- 0		NON-CONFERENCE	0- 0	0- 1		0- 1	
0- 1	0- 1		0- 0		HOME	0- 0	0- 0		0- 0	
0- 2	0- 0		0- 0		AWAY	0- 0	0- 1		0- 1	
0- 0	0- 0		0- 0		NEUTRAL	0- 0	0- 0		0- 0	
0- 0	0- 0		0- 0		CONFERENCE	0- 0	0- 0		0- 0	
0- 0	0- 0		0- 0		HOME	0- 0	0- 0		0- 0	
0- 0	0- 0		0- 0		AWAY	0- 0	0- 0		0- 0	
0- 0	0- 0		0- 0		NEUTRAL	0- 0	0- 0		0- 0	

RPI 1-25				RPI 26-50				RPI 51-100				RPI 101+				Team's RPI: 300	
RPI	S	Opponent	Score	RPI	S	Opponent	Score	RPI	S	Opponent	Score	RPI	S	Opponent	Score		
19	H	Mississippi St.	45 85									113	A	Jacksonville St.	51 65		
												348	A	Grand Canyon	57 59		
LAST 12 Division I GAMES:																	
												348	A	Grand Canyon	57 59		
												19	H	Mississippi St.	45 85		
												113	A	Jacksonville St.	51 65		

Non-Div I Games:	West Ala.	54	66	Crowley's Ridge	87	54
------------------	-----------	----	----	-----------------	----	----

New Orleans

■ Loss, ■ Non-Conf, S Site, H Home A Away N Neutral

Niagara

Through Games Of Dec. 8, 2014

Average RPI Win:	242	WON-LOST	WINNING	LAST 10	STRENGTH OF	OPP. STRENGTH	TEAM	ADJ.	CONF.	ADJ CONF.
Average RPI Loss:	108	RECORD	PCT. RANK	GAMES	SCHEDULE	OF SCHEDULE	RPI	RPI	RPI	RPI
DIV. I ONLY	4- 3	131	4- 3	303	69	196	196	25	25	
DIV. I NON-CONF.	2- 3	206	2- 3	185	62	142	142	18	18	
TOTALS	RPI 1-25	RPI 26-50	W-L RECORDS	RPI 51-100	RPI 101-150	RPI 150+				
4- 3	0- 0	0- 1	OVERALL	0- 1	1- 0	3- 1				
3- 0	0- 0	0- 0	HOME	0- 0	1- 0	2- 0				
1- 3	0- 0	0- 1	AWAY	0- 1	0- 0	1- 1				
0- 0	0- 0	0- 0	NEUTRAL	0- 0	0- 0	0- 0				
2- 3	0- 0	0- 1	NON-CONFERENCE	0- 1	1- 0	1- 1				
1- 0	0- 0	0- 0	HOME	0- 0	1- 0	0- 0				
1- 3	0- 0	0- 1	AWAY	0- 1	0- 0	1- 1				
0- 0	0- 0	0- 0	NEUTRAL	0- 0	0- 0	0- 0				
2- 0	0- 0	0- 0	CONFERENCE	0- 0	0- 0	2- 0				
2- 0	0- 0	0- 0	HOME	0- 0	0- 0	2- 0				
0- 0	0- 0	0- 0	AWAY	0- 0	0- 0	0- 0				
0- 0	0- 0	0- 0	NEUTRAL	0- 0	0- 0	0- 0				

RPI 1-25				RPI 26-50				RPI 51-100				RPI 101+				Team's RPI: 196	
RPI	S	Opponent	Score	RPI	S	Opponent	Score	RPI	S	Opponent	Score	RPI	S	Opponent	Score		
				46	A	Pittsburgh	54 70	55	A	Youngstown St.	61 83	135	H	Detroit	71 49		
												224	A	Buffalo	64 73		
												231	A	Binghamton	63 52		
												292	H	Manhattan	64 36		
												310	H	Saint Peter's	73 40		
LAST 12 Division I GAMES:																	
				310	H	Saint Peter's	73 40	292	H	Manhattan	64 36						
				135	H	Detroit	71 49										
				231	A	Binghamton	63 52										
				224	A	Buffalo	64 73										
				46	A	Pittsburgh	54 70										
				55	A	Youngstown St.	61 83										

Non-Div I Games:

Niagara

Loss, Non-Conf, S Site, H Home A Away N Neutral

NICHOLLS STATE				Through Games of 2007-07-2011						
Average RPI Win:	304	WON-LOST	WINNING	LAST 10	STRENGTH OF	OPP. STRENGTH	TEAM	ADJ.	CONF.	ADJ CONF.
Average RPI Loss:	34	RECORD	PCT. RANK	GAMES	SCHEDULE	OF SCHEDULE	RPI	RPI	RPI	RPI
DIV. I ONLY	2- 3	210	2- 3	27	217	107	107	26	26	
DIV. I NON-CONF.	2- 3	206	2- 3	29	220	109	109	26	26	

TOTALS	RPI 1-25		RPI 26-50		W-L RECORDS		RPI 51-100		RPI 101-150	RPI 150+
2- 3	0- 1		0- 1		OVERALL		0- 1		0- 0	2- 0
1- 0	0- 0		0- 0		HOME		0- 0		0- 0	1- 0
0- 2	0- 1		0- 1		AWAY		0- 0		0- 0	0- 0
1- 1	0- 0		0- 0		NEUTRAL		0- 1		0- 0	1- 0
2- 3	0- 1		0- 1		NON-CONFERENCE		0- 1		0- 0	2- 0
1- 0	0- 0		0- 0		HOME		0- 0		0- 0	1- 0
0- 2	0- 1		0- 1		AWAY		0- 0		0- 0	0- 0
1- 1	0- 0		0- 0		NEUTRAL		0- 1		0- 0	1- 0
0- 0	0- 0		0- 0		CONFERENCE		0- 0		0- 0	0- 0
0- 0	0- 0		0- 0		HOME		0- 0		0- 0	0- 0
0- 0	0- 0		0- 0		AWAY		0- 0		0- 0	0- 0
0- 0	0- 0		0- 0		NEUTRAL		0- 0		0- 0	0- 0

RPI 1-25				RPI 26-50				RPI 51-100				RPI 101+				Team's RPI: 107	
RPI	S	Opponent	Score	RPI	S	Opponent	Score	RPI	S	Opponent	Score	RPI	S	Opponent	Score		
20	A	Tulane	44 77	26	A	Arkansas	52 63	55	N	Youngstown St.	50 51	279	H	South Ala.	66 62		
												328	N	Norfolk St.	69 64		
LAST 12 Division I GAMES:																	
								279	H	South Ala.	66 62						
								20	A	Tulane	44 77						
								328	N	Norfolk St.	69 64						
								55	N	Youngstown St.	50 51						
								26	A	Arkansas	52 63						

Non-Div I Games:	Southern-N.O.	87	84
------------------	---------------	----	----

Nicholls St.

■ Loss, ■ Non-Conf, S Site, H Home A Away N Neutral

Average RPI Win:	281	WON-LOST	WINNING	LAST 10	STRENGTH OF	OPP. STRENGTH	TEAM	ADJ.	CONF.	ADJ CONF.
Average RPI Loss:	151	RECORD	PCT. RANK	GAMES	SCHEDULE	OF SCHEDULE	RPI	RPI	RPI	RPI
DIV. I ONLY	2- 5	253	2- 5	337	29	328	328	30	30	
DIV. I NON-CONF.	1- 5	290	1- 5	328	29	320	320	29	29	
TOTALS	RPI 1-25	RPI 26-50	W-L RECORDS	RPI 51-100	RPI 101-150	RPI 150+				
2- 5	0- 0	0- 0	OVERALL	0- 0	0- 2	2- 3				
1- 2	0- 0	0- 0	HOME	0- 0	0- 1	1- 1				
1- 2	0- 0	0- 0	AWAY	0- 0	0- 0	1- 2				
0- 1	0- 0	0- 0	NEUTRAL	0- 0	0- 1	0- 0				
1- 5	0- 0	0- 0	NON-CONFERENCE	0- 0	0- 2	1- 3				
0- 2	0- 0	0- 0	HOME	0- 0	0- 1	0- 1				
1- 2	0- 0	0- 0	AWAY	0- 0	0- 0	1- 2				
0- 1	0- 0	0- 0	NEUTRAL	0- 0	0- 1	0- 0				
1- 0	0- 0	0- 0	CONFERENCE	0- 0	0- 0	1- 0				
1- 0	0- 0	0- 0	HOME	0- 0	0- 0	1- 0				
0- 0	0- 0	0- 0	AWAY	0- 0	0- 0	0- 0				
0- 0	0- 0	0- 0	NEUTRAL	0- 0	0- 0	0- 0				

RPI 1-25				RPI 26-50				RPI 51-100				RPI 101+				Team's RPI: 328	
RPI	S	Opponent	Score	RPI	S	Opponent	Score	RPI	S	Opponent	Score	RPI	S	Opponent	Score		
												107	N	Nicholls St.	64	69	
												108	H	Morehead St.	66	83	
												163	H	Hofstra	47	64	
												173	A	Radford	65	74	
												203	A	Virginia Tech	49	60	
												271	A	Tennessee St.	65	58	
												290	H	Morgan St.	68	63	
LAST 12 Division I GAMES:																	
				107	N	Nicholls St.	64	69	290	H	Morgan St.	68	63				
				271	A	Tennessee St.	65	58									
				163	H	Hofstra	47	64									
				173	A	Radford	65	74									
				203	A	Virginia Tech	49	60									
				108	H	Morehead St.	66	83									

Non-Div I Games:

Norfolk St.

■ Loss, ■ Non-Conf, S Site, H Home A Away N Neutral

North Carolina

Through Games Of Dec. 8, 2014

Average RPI Win:	142	WON-LOST	WINNING	LAST 10	STRENGTH OF	OPP. STRENGTH	TEAM	ADJ.	CONF.	ADJ CONF.
Average RPI Loss:	0	RECORD	PCT. RANK	GAMES	SCHEDULE	OF SCHEDULE	RPI	RPI	RPI	RPI
DIV. I ONLY	8- 0	1	8- 0	85	56	7	7	3	3	
DIV. I NON-CONF.	8- 0	1	8- 0	91	57	7	7	3	3	
TOTALS	RPI 1-25	RPI 26-50	W-L RECORDS	RPI 51-100	RPI 101-150	RPI 150+				
8- 0	1- 0	0- 0	OVERALL	1- 0	2- 0	4- 0				
3- 0	0- 0	0- 0	HOME	0- 0	1- 0	2- 0				
3- 0	0- 0	0- 0	AWAY	1- 0	1- 0	1- 0				
2- 0	1- 0	0- 0	NEUTRAL	0- 0	0- 0	1- 0				
8- 0	1- 0	0- 0	NON-CONFERENCE	1- 0	2- 0	4- 0				
3- 0	0- 0	0- 0	HOME	0- 0	1- 0	2- 0				
3- 0	0- 0	0- 0	AWAY	1- 0	1- 0	1- 0				
2- 0	1- 0	0- 0	NEUTRAL	0- 0	0- 0	1- 0				
0- 0	0- 0	0- 0	CONFERENCE	0- 0	0- 0	0- 0				
0- 0	0- 0	0- 0	HOME	0- 0	0- 0	0- 0				
0- 0	0- 0	0- 0	AWAY	0- 0	0- 0	0- 0				
0- 0	0- 0	0- 0	NEUTRAL	0- 0	0- 0	0- 0				

RPI	S	Opponent	Score	RPI	S	Opponent	Score	RPI	S	Opponent	Score
21	N	Stanford	70 54					60	A	Rutgers	96 93
								112	H	UCLA	84 68
								131	A	Hawaii	74 65
								171	H	Oklahoma St.	79 77
								190	N	Prairie View	81 45
								211	A	Oregon	76 59
								242	H	Howard	83 49
LAST 12 Division I GAMES:											
112	H	UCLA	84 68	60	A	Rutgers	96 93	131	A	Hawaii	74 65
242	H	Howard	83 49	190	N	Prairie View	81 45	21	N	Stanford	70 54
				211	A	Oregon	76 59	171	H	Oklahoma St.	79 77

Non-Div I Games:

North Carolina

■ Loss,
 ■ Non-Conf, S Site,
 ■ Home
 ■ Away
 N Neutral

Average RPI Win:	180	WON-LOST	WINNING	LAST 10	STRENGTH OF	OPP. STRENGTH	TEAM	ADJ.	CONF.	ADJ CONF.
Average RPI Loss:	47	RECORD	PCT. RANK	GAMES	SCHEDULE	OF SCHEDULE	RPI	RPI	RPI	RPI
DIV. I ONLY	6- 3	90	6- 3	93	87	77	77	3	3	
DIV. I NON-CONF.	6- 3	91	6- 3	98	86	79	79	3	3	
TOTALS	RPI 1-25	RPI 26-50	W-L RECORDS	RPI 51-100	RPI 101-150	RPI 150+				
6- 3	0- 1	0- 1	OVERALL	2- 1	1- 0	3- 0				
4- 1	0- 0	0- 0	HOME	1- 1	1- 0	2- 0				
1- 1	0- 0	0- 0	AWAY	0- 0	0- 0	1- 0				
1- 1	0- 0	0- 1	NEUTRAL	1- 0	0- 0	0- 0				
6- 3	0- 1	0- 1	NON-CONFERENCE	2- 1	1- 0	3- 0				
4- 1	0- 0	0- 0	HOME	1- 1	1- 0	2- 0				
1- 1	0- 1	0- 0	AWAY	0- 0	0- 0	1- 0				
1- 1	0- 0	0- 1	NEUTRAL	1- 0	0- 0	0- 0				
0- 0	0- 0	0- 0	CONFERENCE	0- 0	0- 0	0- 0				
0- 0	0- 0	0- 0	HOME	0- 0	0- 0	0- 0				
0- 0	0- 0	0- 0	AWAY	0- 0	0- 0	0- 0				
0- 0	0- 0	0- 0	NEUTRAL	0- 0	0- 0	0- 0				

RPI 1-25				RPI 26-50				RPI 51-100 Team's RPI: 77				RPI 101+			
RPI	S	Opponent	Score	RPI	S	Opponent	Score	RPI	S	Opponent	Score	RPI	S	Opponent	Score
20	A	Tulane	51 60	40	N	George Washington	66 74	78	H	Elon	84 51	139	H	High Point	66 62
								82	H	Minnesota	55 60	218	A	Charlotte	70 63
								95	N	Texas Tech	75 42	271	H	Tennessee St.	84 55
												278	H	Coppin St.	81 61
LAST 12 Division I GAMES:															
78	H	Elon	84 51	20	A	Tulane	51 60	139	H	High Point	66 62				
82	H	Minnesota	55 60	218	A	Charlotte	70 63	278	H	Coppin St.	81 61				
95	N	Texas Tech	75 42	271	H	Tennessee St.	84 55								
40	N	George Washington	66 74												

Non-Div I Games:

North Carolina St.

North Dakota

Through Games Of Dec. 8, 2014

Average RPI Win:	233	WON-LOST	WINNING	LAST 10	STRENGTH OF	OPP. STRENGTH	TEAM	ADJ.	CONF.	ADJ CONF.
Average RPI Loss:	50	RECORD	PCT. RANK	GAMES	SCHEDULE	OF SCHEDULE	RPI	RPI	RPI	RPI
DIV. I ONLY	6- 1	30	6- 1	234	177	68	68	20	20	
DIV. I NON-CONF.	6- 1	30	6- 1	238	176	70	70	21	21	
TOTALS	RPI 1-25	RPI 26-50	W-L RECORDS	RPI 51-100	RPI 101-150	RPI 150+				
6- 1	0- 0	0- 1	OVERALL	0- 0	0- 0	6- 0				
1- 0	0- 0	0- 0	HOME	0- 0	0- 0	1- 0				
4- 1	0- 0	0- 1	AWAY	0- 0	0- 0	4- 0				
1- 0	0- 0	0- 0	NEUTRAL	0- 0	0- 0	1- 0				
6- 1	0- 0	0- 1	NON-CONFERENCE	0- 0	0- 0	6- 0				
1- 0	0- 0	0- 0	HOME	0- 0	0- 0	1- 0				
4- 1	0- 0	0- 1	AWAY	0- 0	0- 0	4- 0				
1- 0	0- 0	0- 0	NEUTRAL	0- 0	0- 0	1- 0				
0- 0	0- 0	0- 0	CONFERENCE	0- 0	0- 0	0- 0				
0- 0	0- 0	0- 0	HOME	0- 0	0- 0	0- 0				
0- 0	0- 0	0- 0	AWAY	0- 0	0- 0	0- 0				
0- 0	0- 0	0- 0	NEUTRAL	0- 0	0- 0	0- 0				

RPI 1-25				RPI 26-50				RPI 51-100				Team's RPI: 68				RPI 101+			
RPI	S	Opponent	Score	RPI	S	Opponent	Score	RPI	S	Opponent	Score	RPI	S	Opponent	Score	RPI	S	Opponent	Score
				50	A	Colorado	59 68					168	A	Western Ill.	85 77				
												182	A	North Dakota St.	90 87				
												230	A	Towson	54 52				
												248	H	Milwaukee	83 76				
												254	N	St. Francis Brooklyn	70 63				
												313	A	Omaha	72 52				
LAST 12 Division I GAMES:																			
				168	A	Western Ill.	85 77					182	A	North Dakota St.	90 87				
				313	A	Omaha	72 52												
				230	A	Towson	54 52												
				254	N	St. Francis Brooklyn	70 63												
				248	H	Milwaukee	83 76												
				50	A	Colorado	59 68												

Non-Div I Games: Dickinson St. 88 40

North Dakota

Loss, Non-Conf, S Site, H Home A Away N Neutral

Average RPI Win:	211	WON-LOST	WINNING	LAST 10	STRENGTH OF	OPP. STRENGTH	TEAM	ADJ.	CONF.	ADJ CONF.
Average RPI Loss:	103	RECORD	PCT. RANK	GAMES	SCHEDULE	OF SCHEDULE	RPI	RPI	RPI	RPI
DIV. I ONLY	3- 4	190	3- 4	137	160	182	182	24	24	
DIV. I NON-CONF.	3- 4	188	3- 4	140	160	184	184	25	25	
TOTALS	RPI 1-25	RPI 26-50	W-L RECORDS	RPI 51-100	RPI 101-150	RPI 150+				
3- 4	0- 1	0- 0	OVERALL	0- 2	0- 0	3- 1				
1- 2	0- 0	0- 0	HOME	0- 1	0- 0	1- 1				
0- 2	0- 1	0- 0	AWAY	0- 1	0- 0	0- 0				
2- 0	0- 0	0- 0	NEUTRAL	0- 0	0- 0	2- 0				
3- 4	0- 1	0- 0	NON-CONFERENCE	0- 2	0- 0	3- 1				
1- 2	0- 0	0- 0	HOME	0- 1	0- 0	1- 1				
0- 2	0- 1	0- 0	AWAY	0- 1	0- 0	0- 0				
2- 0	0- 0	0- 0	NEUTRAL	0- 0	0- 0	2- 0				
0- 0	0- 0	0- 0	CONFERENCE	0- 0	0- 0	0- 0				
0- 0	0- 0	0- 0	HOME	0- 0	0- 0	0- 0				
0- 0	0- 0	0- 0	AWAY	0- 0	0- 0	0- 0				
0- 0	0- 0	0- 0	NEUTRAL	0- 0	0- 0	0- 0				

RPI 1-25			RPI 26-50			RPI 51-100			RPI 101+			Team's RPI: 182
RPI	S	Opponent	Score	RPI	S	Opponent	Score	RPI	S	Opponent	Score	
19	A	Mississippi St.	58 109					68	H	North Dakota	87 90	169 N NJIT 60 48
								76	A	Western Mich.	59 74	208 N Northeastern 79 72
												248 H Milwaukee 73 77
												255 H Kent St. 74 68
LAST 12 Division I GAMES:												
255	H	Kent St.	74 68	68	H	North Dakota	87 90	19	A	Mississippi St.	58 109	169 N NJIT 60 48
				208	N	Northeastern	79 72	76	A	Western Mich.	59 74	248 H Milwaukee 73 77

Non-Div I Games: Mayville St. 83 66

North Dakota St.

Average RPI Win: 240		WON-LOST	WINNING	LAST 10	STRENGTH OF	OPP. STRENGTH	TEAM	ADJ.	CONF.	ADJ CONF.
Average RPI Loss: 199		RECORD	PCT. RANK	GAMES	SCHEDULE	OF SCHEDULE	RPI	RPI	RPI	RPI
DIV. I ONLY		3- 4	190	3- 4	251	223	207	207	17	17
DIV. I NON-CONF.		3- 4	188	3- 4	255	227	205	205	17	17
TOTALS	RPI 1-25	RPI 26-50		W-L RECORDS		RPI 51-100	RPI 101-150	RPI 150+		
3- 4	0- 0	0- 0		OVERALL		0- 0	1- 0	2- 4		
0- 1	0- 0	0- 0		HOME		0- 0	0- 0	0- 1		
2- 3	0- 0	0- 0		AWAY		0- 0	0- 0	2- 3		
1- 0	0- 0	0- 0		NEUTRAL		0- 0	1- 0	0- 0		
3- 4	0- 0	0- 0		NON-CONFERENCE		0- 0	1- 0	2- 4		
0- 1	0- 0	0- 0		HOME		0- 0	0- 0	0- 1		
2- 3	0- 0	0- 0		AWAY		0- 0	0- 0	2- 3		
1- 0	0- 0	0- 0		NEUTRAL		0- 0	1- 0	0- 0		
0- 0	0- 0	0- 0		CONFERENCE		0- 0	0- 0	0- 0		
0- 0	0- 0	0- 0		HOME		0- 0	0- 0	0- 0		
0- 0	0- 0	0- 0		AWAY		0- 0	0- 0	0- 0		
0- 0	0- 0	0- 0		NEUTRAL		0- 0	0- 0	0- 0		

RPI 1-25				RPI 26-50				RPI 51-100				RPI 101+				Team's RPI: 207	
RPI	S	Opponent	Score	RPI	S	Opponent	Score	RPI	S	Opponent	Score	RPI	S	Opponent	Score		
												111	N	Eastern Ky.	62	45	
												166	A	Miami (FL)	53	81	
												186	H	Georgia St.	59	72	
												215	A	Samford	47	81	
												227	A	UCF	56	60	
												271	A	Tennessee St.	54	53	
												339	A	UNCW	55	41	
LAST 12 Division I GAMES:																	
				271	A	Tennessee St.	54	53	166	A	Miami (FL)	53	81				
				227	A	UCF	56	60	186	H	Georgia St.	59	72				
				111	N	Eastern Ky.	62	45									
				339	A	UNCW	55	41									
				215	A	Samford	47	81									

Non-Div I Games:	Edward Waters	62	57
------------------	---------------	----	----

North Florida

Loss, Non-Conf, S Site, H Home A Away N Neutral

North Texas

Through Games Of Dec. 8, 2014

Average RPI Win:	0	WON-LOST	WINNING	LAST 10	STRENGTH OF	OPP. STRENGTH	TEAM	ADJ.	CONF.	ADJ CONF.
Average RPI Loss:	200	RECORD	PCT. RANK	GAMES	SCHEDULE	OF SCHEDULE	RPI	RPI	RPI	RPI
DIV. I ONLY	0- 6	328	0- 6	219	315	336	336	16	16	
DIV. I NON-CONF.	0- 6	325	0- 6	222	313	335	335	16	16	
TOTALS	RPI 1-25	RPI 26-50	W-L RECORDS	RPI 51-100	RPI 101-150	RPI 150+				
0- 6	0- 0	0- 0	OVERALL	0- 1	0- 2	0- 3				
0- 5	0- 0	0- 0	HOME	0- 1	0- 2	0- 2				
0- 1	0- 0	0- 0	AWAY	0- 0	0- 0	0- 1				
0- 0	0- 0	0- 0	NEUTRAL	0- 0	0- 0	0- 0				
0- 6	0- 0	0- 0	NON-CONFERENCE	0- 1	0- 2	0- 3				
0- 5	0- 0	0- 0	HOME	0- 1	0- 2	0- 2				
0- 1	0- 0	0- 0	AWAY	0- 0	0- 0	0- 1				
0- 0	0- 0	0- 0	NEUTRAL	0- 0	0- 0	0- 0				
0- 0	0- 0	0- 0	CONFERENCE	0- 0	0- 0	0- 0				
0- 0	0- 0	0- 0	HOME	0- 0	0- 0	0- 0				
0- 0	0- 0	0- 0	AWAY	0- 0	0- 0	0- 0				
0- 0	0- 0	0- 0	NEUTRAL	0- 0	0- 0	0- 0				

RPI 1-25				RPI 26-50				RPI 51-100				RPI 101+				Team's RPI: 336	
RPI	S	Opponent	Score	RPI	S	Opponent	Score	RPI	S	Opponent	Score	RPI	S	Opponent	Score		
								80	H	Oklahoma	39	68	133	H	Northern Colo.	48	53
													149	H	Massachusetts	46	56
													201	A	SMU	55	62
													315	H	Eastern Ill.	57	59
													324	H	Houston	42	46
LAST 12 Division I GAMES:																	
				133	H	Northern Colo.	48	53	80	H	Oklahoma	39	68				
				324	H	Houston	42	46	201	A	SMU	55	62				
									315	H	Eastern Ill.	57	59				
									149	H	Massachusetts	46	56				

Non-Div I Games:

North Texas

Loss, Non-Conf, S Site, H Home A Away N Neutral

Northeastern

Through Games Of Dec. 8, 2014

Average RPI Win:	242	WON-LOST	WINNING	LAST 10	STRENGTH OF	OPP. STRENGTH	TEAM	ADJ.	CONF.	ADJ CONF.
Average RPI Loss:	127	RECORD	PCT. RANK	GAMES	SCHEDULE	OF SCHEDULE	RPI	RPI	RPI	RPI
DIV. I ONLY	2- 3	210	0- 1	146	215	208	208	13	13	
DIV. I NON-CONF.	2- 3	206	0- 1	149	218	206	206	13	13	
TOTALS	RPI 1-25	RPI 26-50	W-L RECORDS	RPI 51-100	RPI 101-150	RPI 150+				
2- 3	0- 0	0- 0	OVERALL	0- 1	0- 1	2- 1				
2- 0	0- 0	0- 0	HOME	0- 0	0- 0	2- 0				
0- 2	0- 0	0- 0	AWAY	0- 1	0- 1	0- 0				
0- 1	0- 0	0- 0	NEUTRAL	0- 0	0- 0	0- 1				
2- 3	0- 0	0- 0	NON-CONFERENCE	0- 1	0- 1	2- 1				
2- 0	0- 0	0- 0	HOME	0- 0	0- 0	2- 0				
0- 2	0- 0	0- 0	AWAY	0- 1	0- 1	0- 0				
0- 1	0- 0	0- 0	NEUTRAL	0- 0	0- 0	0- 1				
0- 0	0- 0	0- 0	CONFERENCE	0- 0	0- 0	0- 0				
0- 0	0- 0	0- 0	HOME	0- 0	0- 0	0- 0				
0- 0	0- 0	0- 0	AWAY	0- 0	0- 0	0- 0				
0- 0	0- 0	0- 0	NEUTRAL	0- 0	0- 0	0- 0				

RPI 1-25				RPI 26-50				RPI 51-100				RPI 101+				Team's RPI: 208	
RPI	S	Opponent	Score	RPI	S	Opponent	Score	RPI	S	Opponent	Score	RPI	S	Opponent	Score		
								60	A	Rutgers	60	74	138	A	Fla. Atlantic	74	81
													182	N	North Dakota St.	72	79
													198	H	Marist	58	51
													286	H	Boston U.	75	74
LAST 12 Division I GAMES:																	
				138	A	Fla. Atlantic	74	81	286	H	Boston U.	75	74				
				182	N	North Dakota St.	72	79									
				198	H	Marist	58	51									
				60	A	Rutgers	60	74									

Non-Div I Games:

Northeastern

■ Loss,
 ■ Non-Conf, S Site,
 ■ Home
 ■ Away
 N Neutral

Average RPI Win:	299	WON-LOST	WINNING	LAST 10	STRENGTH OF	OPP. STRENGTH	TEAM	ADJ.	CONF.	ADJ CONF.
Average RPI Loss:	204	RECORD	PCT. RANK	GAMES	SCHEDULE	OF SCHEDULE	RPI	RPI	RPI	RPI
DIV. I ONLY	3- 2	123	3- 2	348	63	309	309	20	20	
DIV. I NON-CONF.	3- 2	125	3- 2	348	63	309	309	21	21	
TOTALS	RPI 1-25	RPI 26-50	W-L RECORDS	RPI 51-100	RPI 101-150	RPI 150+				
3- 2	0- 0	0- 0	OVERALL	0- 0	0- 1	3- 1				
3- 0	0- 0	0- 0	HOME	0- 0	0- 0	3- 0				
0- 2	0- 0	0- 0	AWAY	0- 0	0- 1	0- 1				
0- 0	0- 0	0- 0	NEUTRAL	0- 0	0- 0	0- 0				
3- 2	0- 0	0- 0	NON-CONFERENCE	0- 0	0- 1	3- 1				
3- 0	0- 0	0- 0	HOME	0- 0	0- 0	3- 0				
0- 2	0- 0	0- 0	AWAY	0- 0	0- 1	0- 1				
0- 0	0- 0	0- 0	NEUTRAL	0- 0	0- 0	0- 0				
0- 0	0- 0	0- 0	CONFERENCE	0- 0	0- 0	0- 0				
0- 0	0- 0	0- 0	HOME	0- 0	0- 0	0- 0				
0- 0	0- 0	0- 0	AWAY	0- 0	0- 0	0- 0				
0- 0	0- 0	0- 0	NEUTRAL	0- 0	0- 0	0- 0				

RPI 1-25				RPI 26-50				RPI 51-100				RPI 101+				Team's RPI: 309	
RPI	S	Opponent	Score	RPI	S	Opponent	Score	RPI	S	Opponent	Score	RPI	S	Opponent	Score		
												141	A	Texas-Arlington	62	80	
												267	A	UTEP	58	82	
												272	H	Loyola Marymount	82	64	
												304	H	UC Irvine	66	35	
												321	H	UC Santa Barbara	67	49	
LAST 12 Division I GAMES:																	
								272	H	Loyola Marymount	82	64					
								141	A	Texas-Arlington	62	80					
								321	H	UC Santa Barbara	67	49					
								267	A	UTEP	58	82					
								304	H	UC Irvine	66	35					

Non-Div I Games:	Western N.M.	54	58	Fort Lewis	61	43
------------------	--------------	----	----	------------	----	----

Northern Ariz.

■ Loss, ■ Non-Conf, S Site, H Home A Away N Neutral

Average RPI Win:	294	WON-LOST	WINNING	LAST 10	STRENGTH OF	OPP. STRENGTH	TEAM	ADJ.	CONF.	ADJ CONF.
Average RPI Loss:	35	RECORD	PCT. RANK	GAMES	SCHEDULE	OF SCHEDULE	RPI	RPI	RPI	RPI
DIV. I ONLY	4- 2	90	4- 2	246	192	133	133	20	20	
DIV. I NON-CONF.	4- 2	91	4- 2	250	193	136	136	21	21	
TOTALS	RPI 1-25	RPI 26-50	W-L RECORDS	RPI 51-100	RPI 101-150	RPI 150+				
4- 2	0- 1	0- 1	OVERALL	0- 0	0- 0	4- 0				
1- 1	0- 0	0- 1	HOME	0- 0	0- 0	1- 0				
3- 1	0- 1	0- 0	AWAY	0- 0	0- 0	3- 0				
0- 0	0- 0	0- 0	NEUTRAL	0- 0	0- 0	0- 0				
4- 2	0- 1	0- 1	NON-CONFERENCE	0- 0	0- 0	4- 0				
1- 1	0- 0	0- 1	HOME	0- 0	0- 0	1- 0				
3- 1	0- 1	0- 0	AWAY	0- 0	0- 0	3- 0				
0- 0	0- 0	0- 0	NEUTRAL	0- 0	0- 0	0- 0				
0- 0	0- 0	0- 0	CONFERENCE	0- 0	0- 0	0- 0				
0- 0	0- 0	0- 0	HOME	0- 0	0- 0	0- 0				
0- 0	0- 0	0- 0	AWAY	0- 0	0- 0	0- 0				
0- 0	0- 0	0- 0	NEUTRAL	0- 0	0- 0	0- 0				

RPI 1-25				RPI 26-50				RPI 51-100				RPI 101+ Team's RPI: 133			
RPI	S	Opponent	Score	RPI	S	Opponent	Score	RPI	S	Opponent	Score	RPI	S	Opponent	Score
22	A	Nebraska	56 63	48	H	South Dakota St.	48 71					201	A	SMU	57 44
												313	A	Omaha	67 58
												325	H	Air Force	76 35
												336	A	North Texas	53 48
LAST 12 Division I GAMES:															
				48	H	South Dakota St.	48 71								
				325	H	Air Force	76 35								
				22	A	Nebraska	56 63								
				313	A	Omaha	67 58								
				336	A	North Texas	53 48								
				201	A	SMU	57 44								

Non-Div I Games: Western St. 85 37

Northern Colo.

■ Loss,
 ■ Non-Conf, S Site,
 ■ Home
 ■ Away
 N Neutral

Average RPI Win:	346	WON-LOST	WINNING	LAST 10	STRENGTH OF	OPP. STRENGTH	TEAM	ADJ.	CONF.	ADJ CONF.
Average RPI Loss:	174	RECORD	PCT. RANK	GAMES	SCHEDULE	OF SCHEDULE	RPI	RPI	RPI	RPI
DIV. I ONLY	2- 4	238	1- 0	316	323	323	323	15	15	
DIV. I NON-CONF.	2- 4	233	1- 0	317	320	322	322	15	15	
TOTALS	RPI 1-25	RPI 26-50	W-L RECORDS	RPI 51-100	RPI 101-150	RPI 150+				
2- 4	0- 0	0- 1	OVERALL	0- 1	0- 0	2- 2				
1- 1	0- 0	0- 0	HOME	0- 0	0- 0	1- 1				
0- 2	0- 0	0- 0	AWAY	0- 1	0- 0	0- 1				
1- 1	0- 0	0- 1	NEUTRAL	0- 0	0- 0	1- 0				
2- 4	0- 0	0- 1	NON-CONFERENCE	0- 1	0- 0	2- 2				
1- 1	0- 0	0- 0	HOME	0- 0	0- 0	1- 1				
0- 2	0- 0	0- 0	AWAY	0- 1	0- 0	0- 1				
1- 1	0- 0	0- 1	NEUTRAL	0- 0	0- 0	1- 0				
0- 0	0- 0	0- 0	CONFERENCE	0- 0	0- 0	0- 0				
0- 0	0- 0	0- 0	HOME	0- 0	0- 0	0- 0				
0- 0	0- 0	0- 0	AWAY	0- 0	0- 0	0- 0				
0- 0	0- 0	0- 0	NEUTRAL	0- 0	0- 0	0- 0				

RPI 1-25			RPI 26-50			RPI 51-100			RPI 101+			Team's RPI: 323
RPI	S	Opponent	Score	RPI	S	Opponent	Score	RPI	S	Opponent	Score	
				48	N	South Dakota St.	42 55	99	A	Ill.-Chicago	47 61	
								234	H	Valparaiso	50 65	
								315	A	Eastern Ill.	46 55	
								344	H	Illinois St.	55 51	
								347	N	Delaware St.	79 59	
LAST 12 Division I GAMES:												
						347	N	Delaware St.	79	59		
						48	N	South Dakota St.	42	55		
						315	A	Eastern Ill.	46	55		
						234	H	Valparaiso	50	65		
						99	A	Ill.-Chicago	47	61		
						344	H	Illinois St.	55	51		

Non-Div I Games:

Northern Ill.

Average RPI Win:	339	WON-LOST	WINNING	LAST 10	STRENGTH OF	OPP. STRENGTH	TEAM	ADJ.	CONF.	ADJ CONF.
Average RPI Loss:	148	RECORD	PCT. RANK	GAMES	SCHEDULE	OF SCHEDULE	RPI	RPI	RPI	RPI
DIV. I ONLY	4- 5	187	4- 5	263	345	257	257	17	17	
DIV. I NON-CONF.	4- 5	185	4- 5	266	344	260	260	17	17	
TOTALS	RPI 1-25	RPI 26-50	W-L RECORDS	RPI 51-100	RPI 101-150	RPI 150+				
4- 5	0- 1	0- 0	OVERALL	0- 1	0- 1	4- 2				
0- 2	0- 0	0- 0	HOME	0- 0	0- 1	0- 1				
1- 3	0- 1	0- 0	AWAY	0- 1	0- 0	1- 1				
3- 0	0- 0	0- 0	NEUTRAL	0- 0	0- 0	3- 0				
4- 5	0- 1	0- 0	NON-CONFERENCE	0- 1	0- 1	4- 2				
0- 2	0- 0	0- 0	HOME	0- 0	0- 1	0- 1				
1- 3	0- 1	0- 0	AWAY	0- 1	0- 0	1- 1				
3- 0	0- 0	0- 0	NEUTRAL	0- 0	0- 0	3- 0				
0- 0	0- 0	0- 0	CONFERENCE	0- 0	0- 0	0- 0				
0- 0	0- 0	0- 0	HOME	0- 0	0- 0	0- 0				
0- 0	0- 0	0- 0	AWAY	0- 0	0- 0	0- 0				
0- 0	0- 0	0- 0	NEUTRAL	0- 0	0- 0	0- 0				

RPI 1-25				RPI 26-50				RPI 51-100				RPI 101+ Team's RPI: 257			
RPI	S	Opponent	Score	RPI	S	Opponent	Score	RPI	S	Opponent	Score	RPI	S	Opponent	Score
1	A	Kentucky	64 82					69	A	Akron	49 82	136	H	Ohio	38 77
												221	H	Loyola Chicago	38 45
												311	A	IPFW	59 65
												317	N	UNC Greensboro	66 58
												344	A	Illinois St.	59 48
												347	N	Delaware St.	76 55
												348	N	Grand Canyon	52 45
LAST 12 Division I GAMES:															
311	A	IPFW	59 65	344	A	Illinois St.	59 48								
1	A	Kentucky	64 82	69	A	Akron	49 82								
317	N	UNC Greensboro	66 58	347	N	Delaware St.	76 55								
348	N	Grand Canyon	52 45												
136	H	Ohio	38 77												
221	H	Loyola Chicago	38 45												

Non-Div I Games:

Northern Ky.

■ Loss,
 ■ Non-Conf, S Site,
 ■ Home
 ■ Away
 N Neutral

Northwestern

Through Games Of Dec. 8, 2014

Average RPI Win:	186	WON-LOST	WINNING	LAST 10	STRENGTH OF	OPP. STRENGTH	TEAM	ADJ.	CONF.	ADJ CONF.
Average RPI Loss:	0	RECORD	PCT. RANK	GAMES	SCHEDULE	OF SCHEDULE	RPI	RPI	RPI	RPI
DIV. I ONLY	7- 0	1	7- 0	192	100	33	33	4	4	
DIV. I NON-CONF.	7- 0	1	7- 0	197	100	34	34	4	4	
TOTALS	RPI 1-25	RPI 26-50	W-L RECORDS	RPI 51-100	RPI 101-150	RPI 150+				
7- 0	0- 0	0- 0	OVERALL	2- 0	1- 0	4- 0				
4- 0	0- 0	0- 0	HOME	2- 0	0- 0	2- 0				
3- 0	0- 0	0- 0	AWAY	0- 0	1- 0	2- 0				
0- 0	0- 0	0- 0	NEUTRAL	0- 0	0- 0	0- 0				
7- 0	0- 0	0- 0	NON-CONFERENCE	2- 0	1- 0	4- 0				
4- 0	0- 0	0- 0	HOME	2- 0	0- 0	2- 0				
3- 0	0- 0	0- 0	AWAY	0- 0	1- 0	2- 0				
0- 0	0- 0	0- 0	NEUTRAL	0- 0	0- 0	0- 0				
0- 0	0- 0	0- 0	CONFERENCE	0- 0	0- 0	0- 0				
0- 0	0- 0	0- 0	HOME	0- 0	0- 0	0- 0				
0- 0	0- 0	0- 0	AWAY	0- 0	0- 0	0- 0				
0- 0	0- 0	0- 0	NEUTRAL	0- 0	0- 0	0- 0				

RPI 1-25				RPI 26-50				Team's RPI: 33				RPI 51-100				RPI 101+			
RPI	S	Opponent	Score	RPI	S	Opponent	Score	RPI	S	Opponent	Score	RPI	S	Opponent	Score	RPI	S	Opponent	Score
												61	H	Hampton	62 36	130	A	DePaul	97 91
												99	H	Ill.-Chicago	61 40	203	A	Virginia Tech	70 45
																221	H	Loyola Chicago	70 33
																255	H	Kent St.	72 54
																334	A	Chicago St.	102 48
LAST 12 Division I GAMES:																			
				99	H	Ill.-Chicago	61 40			221	H	Loyola Chicago	70 33						
				255	H	Kent St.	72 54			203	A	Virginia Tech	70 45						
				61	H	Hampton	62 36			130	A	DePaul	97 91						
				334	A	Chicago St.	102 48												

Non-Div I Games:

Northwestern

■ Loss,
 ■ Non-Conf, S Site,
 ■ Home
 ■ Away
 N Neutral

Average RPI Win:	226	WON-LOST	WINNING	LAST 10	STRENGTH OF	OPP. STRENGTH	TEAM	ADJ.	CONF.	ADJ CONF.
Average RPI Loss:	98	RECORD	PCT. RANK	GAMES	SCHEDULE	OF SCHEDULE	RPI	RPI	RPI	RPI
DIV. I ONLY	1- 3	269	1- 3	115	128	214	214	26	26	
DIV. I NON-CONF.	1- 3	266	1- 3	119	127	212	212	26	26	
TOTALS	RPI 1-25	RPI 26-50	W-L RECORDS	RPI 51-100	RPI 101-150	RPI 150+				
1- 3	0- 1	0- 1	OVERALL	0- 0	0- 0	1- 1				
1- 0	0- 0	0- 0	HOME	0- 0	0- 0	1- 0				
0- 3	0- 1	0- 1	AWAY	0- 0	0- 0	0- 1				
0- 0	0- 0	0- 0	NEUTRAL	0- 0	0- 0	0- 0				
1- 3	0- 1	0- 1	NON-CONFERENCE	0- 0	0- 0	1- 1				
1- 0	0- 0	0- 0	HOME	0- 0	0- 0	1- 0				
0- 3	0- 1	0- 1	AWAY	0- 0	0- 0	0- 1				
0- 0	0- 0	0- 0	NEUTRAL	0- 0	0- 0	0- 0				
0- 0	0- 0	0- 0	CONFERENCE	0- 0	0- 0	0- 0				
0- 0	0- 0	0- 0	HOME	0- 0	0- 0	0- 0				
0- 0	0- 0	0- 0	AWAY	0- 0	0- 0	0- 0				
0- 0	0- 0	0- 0	NEUTRAL	0- 0	0- 0	0- 0				

RPI 1-25				RPI 26-50				RPI 51-100				RPI 101+ Team's RPI: 214			
RPI	S	Opponent	Score	RPI	S	Opponent	Score	RPI	S	Opponent	Score	RPI	S	Opponent	Score
25	A	Texas A&M	42 75	26	A	Arkansas	30 78					226	H	Louisiana Tech	69 57
												244	A	Grambling	41 44
LAST 12 Division I GAMES:															
244	A	Grambling	41 44	26	A	Arkansas	30 78								
25	A	Texas A&M	42 75	226	H	Louisiana Tech	69 57								

Non-Div I Games: Central Baptist 71 43 LSU-Alexandria 86 58 LeTourneau 78 35

Northwestern St.

Loss, Non-Conf, S Site, H Home A Away N Neutral

Average RPI Win:	134	WON-LOST	WINNING	LAST 10	STRENGTH OF	OPP. STRENGTH	TEAM	ADJ.	CONF.	ADJ CONF.
Average RPI Loss:	3	RECORD	PCT. RANK	GAMES	SCHEDULE	OF SCHEDULE	RPI	RPI	RPI	RPI
DIV. I ONLY	8- 1	16	8- 1	13	98	6	6	3	3	
DIV. I NON-CONF.	8- 1	16	8- 1	14	98	6	6	3	3	
TOTALS	RPI 1-25	RPI 26-50	W-L RECORDS	RPI 51-100	RPI 101-150	RPI 150+				
8- 1	0- 1	0- 0	OVERALL	4- 0	1- 0	3- 0				
6- 1	0- 1	0- 0	HOME	2- 0	1- 0	3- 0				
1- 0	0- 0	0- 0	AWAY	1- 0	0- 0	0- 0				
1- 0	0- 0	0- 0	NEUTRAL	1- 0	0- 0	0- 0				
8- 1	0- 1	0- 0	NON-CONFERENCE	4- 0	1- 0	3- 0				
6- 1	0- 1	0- 0	HOME	2- 0	1- 0	3- 0				
1- 0	0- 0	0- 0	AWAY	1- 0	0- 0	0- 0				
1- 0	0- 0	0- 0	NEUTRAL	1- 0	0- 0	0- 0				
0- 0	0- 0	0- 0	CONFERENCE	0- 0	0- 0	0- 0				
0- 0	0- 0	0- 0	HOME	0- 0	0- 0	0- 0				
0- 0	0- 0	0- 0	AWAY	0- 0	0- 0	0- 0				
0- 0	0- 0	0- 0	NEUTRAL	0- 0	0- 0	0- 0				

RPI S	Opponent	Score	RPI S	Opponent	Score	RPI S	Opponent	Score	RPI S	Opponent	Score
3	H UConn	58 76				51	H Quinnipiac	112 52	144	H Chattanooga	88 53
						54	H Maryland	92 72	159	H Harvard	97 43
						84	N Kansas	89 47	209	H UMass Lowell	105 51
						88	A Michigan St.	71 63	282	H Holy Cross	104 29
LAST 12 Division I GAMES:											
159	H Harvard	97 43	3	H UConn	58 76	54	H Maryland	92 72			
282	H Holy Cross	104 29				84	N Kansas	89 47			
144	H Chattanooga	88 53	51	H Quinnipiac	112 52						
88	A Michigan St.	71 63									
209	H UMass Lowell	105 51									

Non-Div I Games:

Notre Dame

Average RPI Win:	316	WON-LOST	WINNING	LAST 10	STRENGTH OF	OPP. STRENGTH	TEAM	ADJ.	CONF.	ADJ CONF.
Average RPI Loss:	175	RECORD	PCT. RANK	GAMES	SCHEDULE	OF SCHEDULE	RPI	RPI	RPI	RPI
DIV. I ONLY	2- 4	238	2- 4	269	221	280	280	7	7	
DIV. I NON-CONF.	2- 4	233	2- 4	271	225	284	284	7	7	
TOTALS	RPI 1-25	RPI 26-50	W-L RECORDS	RPI 51-100	RPI 101-150	RPI 150+				
2- 4	0- 0	0- 0	OVERALL	0- 1	0- 0	2- 3				
2- 0	0- 0	0- 0	HOME	0- 0	0- 0	2- 0				
0- 4	0- 0	0- 0	AWAY	0- 1	0- 0	0- 3				
0- 0	0- 0	0- 0	NEUTRAL	0- 0	0- 0	0- 0				
2- 4	0- 0	0- 0	NON-CONFERENCE	0- 1	0- 0	2- 3				
2- 0	0- 0	0- 0	HOME	0- 0	0- 0	2- 0				
0- 4	0- 0	0- 0	AWAY	0- 1	0- 0	0- 3				
0- 0	0- 0	0- 0	NEUTRAL	0- 0	0- 0	0- 0				
0- 0	0- 0	0- 0	CONFERENCE	0- 0	0- 0	0- 0				
0- 0	0- 0	0- 0	HOME	0- 0	0- 0	0- 0				
0- 0	0- 0	0- 0	AWAY	0- 0	0- 0	0- 0				
0- 0	0- 0	0- 0	NEUTRAL	0- 0	0- 0	0- 0				

RPI 1-25			RPI 26-50			RPI 51-100			RPI 101+			Team's RPI: 280
RPI	S	Opponent	Score	RPI	S	Opponent	Score	RPI	S	Opponent	Score	
						88 A Michigan St.	64 79	166 A Miami (FL)		53 66		
								220 A Ball St.		50 75		
								227 A UCF		65 98		
								297 H Miami (OH)		65 51		
								334 H Chicago St.		66 40		
LAST 12 Division I GAMES:												
				220 A Ball St.		50 75	297 H Miami (OH)		65 51			
							88 A Michigan St.		64 79			
							334 H Chicago St.		66 40			
							227 A UCF		65 98			
							166 A Miami (FL)		53 66			

Non-Div I Games: Rochester College 96 38

Oakland

Average RPI Win:	238	WON-LOST	WINNING	LAST 10	STRENGTH OF	OPP. STRENGTH	TEAM	ADJ.	CONF.	ADJ CONF.
Average RPI Loss:	67	RECORD	PCT. RANK	GAMES	SCHEDULE	OF SCHEDULE	RPI	RPI	RPI	RPI
DIV. I ONLY	6- 1	30	6- 1	295	136	136	136	15	15	
DIV. I NON-CONF.	6- 1	30	6- 1	296	135	139	139	15	15	
TOTALS	RPI 1-25	RPI 26-50	W-L RECORDS	RPI 51-100	RPI 101-150	RPI 150+				
6- 1	0- 0	0- 0	OVERALL	0- 1	2- 0	4- 0				
4- 1	0- 0	0- 0	HOME	0- 1	2- 0	2- 0				
2- 0	0- 0	0- 0	AWAY	0- 0	0- 0	2- 0				
0- 0	0- 0	0- 0	NEUTRAL	0- 0	0- 0	0- 0				
6- 1	0- 0	0- 0	NON-CONFERENCE	0- 1	2- 0	4- 0				
4- 1	0- 0	0- 0	HOME	0- 1	2- 0	2- 0				
2- 0	0- 0	0- 0	AWAY	0- 0	0- 0	2- 0				
0- 0	0- 0	0- 0	NEUTRAL	0- 0	0- 0	0- 0				
0- 0	0- 0	0- 0	CONFERENCE	0- 0	0- 0	0- 0				
0- 0	0- 0	0- 0	HOME	0- 0	0- 0	0- 0				
0- 0	0- 0	0- 0	AWAY	0- 0	0- 0	0- 0				
0- 0	0- 0	0- 0	NEUTRAL	0- 0	0- 0	0- 0				

RPI 1-25			RPI 26-50			RPI 51-100			RPI 101+			Team's RPI: 136
RPI	S	Opponent	Score	RPI	S	Opponent	Score	RPI	S	Opponent	Score	
						67 H East Carolina	68 76			108 H Morehead St.	87 67	
										135 H Detroit	60 57	
										257 A Northern Ky.	77 38	
										292 H Manhattan	82 58	
										306 H Wofford	84 37	
										331 A Murray St.	111 60	
LAST 12 Division I GAMES:												
108	H	Morehead St.	87 67	67	H	East Carolina	68 76					
292	H	Manhattan	82 58									
257	A	Northern Ky.	77 38									
135	H	Detroit	60 57									
306	H	Wofford	84 37									
331	A	Murray St.	111 60									

Non-Div I Games:

Ohio

Average RPI Win:	155	WON-LOST	WINNING	LAST 10	STRENGTH OF	OPP. STRENGTH	TEAM	ADJ.	CONF.	ADJ CONF.
Average RPI Loss:	76	RECORD	PCT. RANK	GAMES	SCHEDULE	OF SCHEDULE	RPI	RPI	RPI	RPI
DIV. I ONLY	5- 4	148	5- 4	52	103	103	103	4	4	
DIV. I NON-CONF.	5- 4	148	5- 4	53	102	105	105	4	4	
TOTALS	RPI 1-25	RPI 26-50	W-L RECORDS	RPI 51-100	RPI 101-150	RPI 150+				
5- 4	0- 0	1- 1	OVERALL	0- 2	2- 1	2- 0				
3- 2	0- 0	0- 1	HOME	0- 1	1- 0	2- 0				
0- 1	0- 0	0- 0	AWAY	0- 1	0- 0	0- 0				
2- 1	0- 0	1- 0	NEUTRAL	0- 0	1- 1	0- 0				
5- 4	0- 0	1- 1	NON-CONFERENCE	0- 2	2- 1	2- 0				
3- 2	0- 0	0- 1	HOME	0- 1	1- 0	2- 0				
0- 1	0- 0	0- 0	AWAY	0- 1	0- 0	0- 0				
2- 1	0- 0	1- 0	NEUTRAL	0- 0	1- 1	0- 0				
0- 0	0- 0	0- 0	CONFERENCE	0- 0	0- 0	0- 0				
0- 0	0- 0	0- 0	HOME	0- 0	0- 0	0- 0				
0- 0	0- 0	0- 0	AWAY	0- 0	0- 0	0- 0				
0- 0	0- 0	0- 0	NEUTRAL	0- 0	0- 0	0- 0				

RPI S	Opponent	Score	RPI S	Opponent	Score	RPI S	Opponent	Score	RPI S	Opponent	Score	Team's RPI: 103
45 N	FGCU	90 83	46 H	Pittsburgh	74 78	64 H	Georgia	59 67	110 N	Wichita St.	55 70	
						83 A	Virginia	82 87	126 H	Winthrop	66 52	
									128 N	Clemson	86 77	
									158 H	VCU	96 86	
									320 H	Saint Francis (PA)	113 97	
LAST 12 Division I GAMES:												
64 H	Georgia	59 67	126 H	Winthrop	66 52							
320 H	Saint Francis (PA)	113 97	46 H	Pittsburgh	74 78							
83 A	Virginia	82 87	45 N	FGCU	90 83							
			110 N	Wichita St.	55 70							
			128 N	Clemson	86 77							
			158 H	VCU	96 86							

Non-Div I Games:

Ohio St.

Average RPI Win: 192		WON-LOST	WINNING	LAST 10	STRENGTH OF	OPP. STRENGTH	TEAM	ADJ.	CONF.	ADJ CONF.
Average RPI Loss: 13		RECORD	PCT. RANK	GAMES	SCHEDULE	OF SCHEDULE	RPI	RPI	RPI	RPI
DIV. I ONLY		5- 2	74	5- 2	170	10	80	80	5	5
DIV. I NON-CONF.		5- 2	74	5- 2	174	10	82	82	5	5
TOTALS		RPI 1-25	RPI 26-50		W-L RECORDS		RPI 51-100	RPI 101-150	RPI 150+	
5- 2	1- 2	1- 0		OVERALL		0- 0	0- 0		3- 0	
3- 0	1- 0	0- 0		HOME		0- 0	0- 0		2- 0	
1- 0	0- 0	0- 0		AWAY		0- 0	0- 0		1- 0	
1- 2	0- 2	1- 0		NEUTRAL		0- 0	0- 0		0- 0	
5- 2	1- 2	1- 0		NON-CONFERENCE		0- 0	0- 0		3- 0	
3- 0	1- 0	0- 0		HOME		0- 0	0- 0		2- 0	
1- 0	0- 0	0- 0		AWAY		0- 0	0- 0		1- 0	
1- 2	0- 2	1- 0		NEUTRAL		0- 0	0- 0		0- 0	
0- 0	0- 0	0- 0		CONFERENCE		0- 0	0- 0		0- 0	
0- 0	0- 0	0- 0		HOME		0- 0	0- 0		0- 0	
0- 0	0- 0	0- 0		AWAY		0- 0	0- 0		0- 0	
0- 0	0- 0	0- 0		NEUTRAL		0- 0	0- 0		0- 0	

RPI 1-25				RPI 26-50				RPI 51-100 Team's RPI: 80				RPI 101+			
RPI	S	Opponent	Score	RPI	S	Opponent	Score	RPI	S	Opponent	Score	RPI	S	Opponent	Score
1	N	Kentucky	88 92	36	N	Illinois	78 76					270	H	Bradley	104 55
12	H	Washington	90 80									305	H	Lamar	100 73
24	N	South Fla.	68 83									336	A	North Texas	68 39
LAST 12 Division I GAMES:															
336	A	North Texas	68 39	24	N	South Fla.	68 83								
36	N	Illinois	78 76	270	H	Bradley	104 55								
1	N	Kentucky	88 92	305	H	Lamar	100 73								
				12	H	Washington	90 80								

Non-Div I Games:

Oklahoma

Average RPI Win: 275		WON-LOST	WINNING	LAST 10	STRENGTH OF	OPP. STRENGTH	TEAM	ADJ.	CONF.	ADJ CONF.
Average RPI Loss: 7		RECORD	PCT. RANK	GAMES	SCHEDULE	OF SCHEDULE	RPI	RPI	RPI	RPI
DIV. I ONLY		6- 1	30	6- 1	330	97	171	171	5	5
DIV. I NON-CONF.		6- 1	30	6- 1	332	97	173	173	5	5
TOTALS	RPI 1-25		RPI 26-50		W-L RECORDS	RPI 51-100	RPI 101-150		RPI 150+	
6- 1	0- 1		0- 0		OVERALL	0- 0	0- 0		6- 0	
6- 0	0- 0		0- 0		HOME	0- 0	0- 0		6- 0	
0- 1	0- 1		0- 0		AWAY	0- 0	0- 0		0- 0	
0- 0	0- 0		0- 0		NEUTRAL	0- 0	0- 0		0- 0	
6- 1	0- 1		0- 0		NON-CONFERENCE	0- 0	0- 0		6- 0	
6- 0	0- 0		0- 0		HOME	0- 0	0- 0		6- 0	
0- 1	0- 1		0- 0		AWAY	0- 0	0- 0		0- 0	
0- 0	0- 0		0- 0		NEUTRAL	0- 0	0- 0		0- 0	
0- 0	0- 0		0- 0		CONFERENCE	0- 0	0- 0		0- 0	
0- 0	0- 0		0- 0		HOME	0- 0	0- 0		0- 0	
0- 0	0- 0		0- 0		AWAY	0- 0	0- 0		0- 0	
0- 0	0- 0		0- 0		NEUTRAL	0- 0	0- 0		0- 0	

RPI 1-25				RPI 26-50				RPI 51-100				RPI 101+ Team's RPI: 171			
RPI	S	Opponent	Score	RPI	S	Opponent	Score	RPI	S	Opponent	Score	RPI	S	Opponent	Score
7	A	North Carolina	77 79									217	H	Texas St.	64 37
												237	H	Missouri St.	77 36
												272	H	Loyola Marymount	76 65
												290	H	Morgan St.	73 43
												308	H	Texas Southern	77 58
												327	H	Ark.-Pine Bluff	90 45
LAST 12 Division I GAMES:															
				290	H	Morgan St.	73 43	327	H	Ark.-Pine Bluff	90 45				
				237	H	Missouri St.	77 36	217	H	Texas St.	64 37				
				7	A	North Carolina	77 79								
				308	H	Texas Southern	77 58								
				272	H	Loyola Marymount	76 65								

Non-Div I Games:

Oklahoma St.

■ Loss, ■ Non-Conf, S Site, H Home A Away N Neutral

Average RPI Win:	175	WON-LOST	WINNING	LAST 10	STRENGTH OF	OPP. STRENGTH	TEAM	ADJ.	CONF.	ADJ CONF.
Average RPI Loss:	146	RECORD	PCT. RANK	GAMES	SCHEDULE	OF SCHEDULE	RPI	RPI	RPI	RPI
DIV. I ONLY	5- 2	74	5- 2	221	74	150	150	16	16	
DIV. I NON-CONF.	5- 2	74	5- 2	223	74	152	152	16	16	
TOTALS	RPI 1-25	RPI 26-50	W-L RECORDS	RPI 51-100	RPI 101-150	RPI 150+				
5- 2	0- 1	0- 0	OVERALL	0- 0	2- 0	3- 1				
4- 2	0- 1	0- 0	HOME	0- 0	2- 0	2- 1				
1- 0	0- 0	0- 0	AWAY	0- 0	0- 0	1- 0				
0- 0	0- 0	0- 0	NEUTRAL	0- 0	0- 0	0- 0				
5- 2	0- 1	0- 0	NON-CONFERENCE	0- 0	2- 0	3- 1				
4- 2	0- 1	0- 0	HOME	0- 0	2- 0	2- 1				
1- 0	0- 0	0- 0	AWAY	0- 0	0- 0	1- 0				
0- 0	0- 0	0- 0	NEUTRAL	0- 0	0- 0	0- 0				
0- 0	0- 0	0- 0	CONFERENCE	0- 0	0- 0	0- 0				
0- 0	0- 0	0- 0	HOME	0- 0	0- 0	0- 0				
0- 0	0- 0	0- 0	AWAY	0- 0	0- 0	0- 0				
0- 0	0- 0	0- 0	NEUTRAL	0- 0	0- 0	0- 0				

RPI 1-25				RPI 26-50				RPI 51-100				RPI 101+				Team's RPI: 150			
RPI	S	Opponent	Score	RPI	S	Opponent	Score	RPI	S	Opponent	Score	RPI	S	Opponent	Score				
18	H	Duke	66 82									123	H	William & Mary	65 58				
												148	H	Presbyterian	41 26				
												158	H	VCU	66 44				
												203	A	Virginia Tech	69 62				
												242	H	Howard	75 54				
												273	H	Rider	56 59				
LAST 12 Division I GAMES:																			
158	H	VCU	66 44	242	H	Howard	75 54	273	H	Rider	56 59	203	A	Virginia Tech	69 62	18	H	Duke	66 82
				123	H	William & Mary	65 58	148	H	Presbyterian	41 26								

Non-Div I Games:

Old Dominion

Loss, Non-Conf, S Site, H Home A Away N Neutral

Average RPI Win:	256	WON-LOST	WINNING	LAST 10	STRENGTH OF	OPP. STRENGTH	TEAM	ADJ.	CONF.	ADJ CONF.
Average RPI Loss:	13	RECORD	PCT. RANK	GAMES	SCHEDULE	OF SCHEDULE	RPI	RPI	RPI	RPI
DIV. I ONLY	6- 3	90	6- 3	274	46	180	180	2	2	
DIV. I NON-CONF.	6- 3	91	6- 3	275	48	181	181	2	2	
TOTALS	RPI 1-25	RPI 26-50	W-L RECORDS	RPI 51-100	RPI 101-150	RPI 150+				
6- 3	0- 3	0- 0	OVERALL	0- 0	0- 0	6- 0				
4- 2	0- 2	0- 0	HOME	0- 0	0- 0	4- 0				
1- 1	0- 1	0- 0	AWAY	0- 0	0- 0	1- 0				
1- 0	0- 0	0- 0	NEUTRAL	0- 0	0- 0	1- 0				
6- 3	0- 3	0- 0	NON-CONFERENCE	0- 0	0- 0	6- 0				
4- 2	0- 2	0- 0	HOME	0- 0	0- 0	4- 0				
1- 1	0- 1	0- 0	AWAY	0- 0	0- 0	1- 0				
1- 0	0- 0	0- 0	NEUTRAL	0- 0	0- 0	1- 0				
0- 0	0- 0	0- 0	CONFERENCE	0- 0	0- 0	0- 0				
0- 0	0- 0	0- 0	HOME	0- 0	0- 0	0- 0				
0- 0	0- 0	0- 0	AWAY	0- 0	0- 0	0- 0				
0- 0	0- 0	0- 0	NEUTRAL	0- 0	0- 0	0- 0				

RPI	S	Opponent	Score	RPI	S	Opponent	Score	RPI	S	Opponent	Score	RPI	S	Opponent	Score	Team's RPI: 180
10	A	Western Ky.	69 98									231	H	Southern U.	91 68	
14	H	Middle Tenn.	65 71									244	H	Grambling	92 67	
15	H	Baylor	54 96									251	N	Utah	52 38	
												253	A	Nevada	77 66	
												259	H	Southeast Mo. St.	58 57	
												296	H	Mississippi Val.	91 38	
LAST 12 Division I GAMES:																
15	H	Baylor	54 96	231	H	Southern U.	91 68									
10	A	Western Ky.	69 98	296	H	Mississippi Val.	91 38									
253	A	Nevada	77 66	244	H	Grambling	92 67									
251	N	Utah	52 38													
259	H	Southeast Mo. St.	58 57													
14	H	Middle Tenn.	65 71													

Non-Div I Games:

Ole Miss

Average RPI Win:	295	WON-LOST	WINNING	LAST 10	STRENGTH OF	OPP. STRENGTH	TEAM	ADJ.	CONF.	ADJ CONF.
Average RPI Loss:	210	RECORD	PCT. RANK	GAMES	SCHEDULE	OF SCHEDULE	RPI	RPI	RPI	RPI
DIV. I ONLY	2- 4	238	2- 4	300	319	313	313	24	24	
DIV. I NON-CONF.	2- 4	233	2- 4	301	316	312	312	25	25	
TOTALS	RPI 1-25	RPI 26-50	W-L RECORDS	RPI 51-100	RPI 101-150	RPI 150+				
2- 4	0- 0	0- 0	OVERALL	0- 1	0- 1	2- 2				
1- 2	0- 0	0- 0	HOME	0- 1	0- 1	1- 0				
1- 2	0- 0	0- 0	AWAY	0- 0	0- 0	1- 2				
0- 0	0- 0	0- 0	NEUTRAL	0- 0	0- 0	0- 0				
2- 4	0- 0	0- 0	NON-CONFERENCE	0- 1	0- 1	2- 2				
1- 2	0- 0	0- 0	HOME	0- 1	0- 1	1- 0				
1- 2	0- 0	0- 0	AWAY	0- 0	0- 0	1- 2				
0- 0	0- 0	0- 0	NEUTRAL	0- 0	0- 0	0- 0				
0- 0	0- 0	0- 0	CONFERENCE	0- 0	0- 0	0- 0				
0- 0	0- 0	0- 0	HOME	0- 0	0- 0	0- 0				
0- 0	0- 0	0- 0	AWAY	0- 0	0- 0	0- 0				
0- 0	0- 0	0- 0	NEUTRAL	0- 0	0- 0	0- 0				

RPI 1-25				RPI 26-50				RPI 51-100				RPI 101+				Team's RPI: 313	
RPI	S	Opponent	Score	RPI	S	Opponent	Score	RPI	S	Opponent	Score	RPI	S	Opponent	Score		
								68	H	North Dakota	52	72	133	H	Northern Colo.	58	67
													248	A	Milwaukee	64	61
													315	A	Eastern Ill.	66	77
													325	A	Air Force	57	65
													342	H	Alcorn	59	39
LAST 12 Division I GAMES:																	
				68	H	North Dakota	52	72	248	A	Milwaukee	64	61				
				325	A	Air Force	57	65	315	A	Eastern Ill.	66	77				
				342	H	Alcorn	59	39	133	H	Northern Colo.	58	67				

Non-Div I Games: Peru St. 68 54 Graceland (IA) 89 54

Omaha

Oral Roberts

Through Games Of Dec. 8, 2014

Average RPI Win:	242	WON-LOST	WINNING	LAST 10	STRENGTH OF	OPP. STRENGTH	TEAM	ADJ.	CONF.	ADJ CONF.
Average RPI Loss:	87	RECORD	PCT. RANK	GAMES	SCHEDULE	OF SCHEDULE	RPI	RPI	RPI	RPI
DIV. I ONLY	4- 4	155	4- 4	117	216	134	134	24	24	
DIV. I NON-CONF.	4- 4	155	4- 4	121	219	137	137	25	25	
TOTALS	RPI 1-25	RPI 26-50	W-L RECORDS	RPI 51-100	RPI 101-150	RPI 150+				
4- 4	0- 1	0- 0	OVERALL	0- 2	1- 0	3- 1				
3- 0	0- 0	0- 0	HOME	0- 0	1- 0	2- 0				
0- 3	0- 0	0- 0	AWAY	0- 0	0- 0	0- 0				
1- 1	0- 0	0- 0	NEUTRAL	0- 0	0- 0	1- 1				
4- 4	0- 1	0- 0	NON-CONFERENCE	0- 2	1- 0	3- 1				
3- 0	0- 0	0- 0	HOME	0- 0	1- 0	2- 0				
0- 3	0- 1	0- 0	AWAY	0- 2	0- 0	0- 0				
1- 1	0- 0	0- 0	NEUTRAL	0- 0	0- 0	1- 1				
0- 0	0- 0	0- 0	CONFERENCE	0- 0	0- 0	0- 0				
0- 0	0- 0	0- 0	HOME	0- 0	0- 0	0- 0				
0- 0	0- 0	0- 0	AWAY	0- 0	0- 0	0- 0				
0- 0	0- 0	0- 0	NEUTRAL	0- 0	0- 0	0- 0				

RPI 1-25				RPI 26-50				RPI 51-100				RPI 101+				Team's RPI: 134	
RPI	S	Opponent	Score	RPI	S	Opponent	Score	RPI	S	Opponent	Score	RPI	S	Opponent	Score		
15	A	Baylor	60 101					52	A	UALR	43 54	145	H	Eastern Mich.	63 62		
								96	A	Tennessee	39 91	185	N	N.C. A&T	38 47		
												237	H	Missouri St.	70 57		
												258	H	Tulsa	73 71		
												329	N	Austin Peay	73 60		
LAST 12 Division I GAMES:																	
				145	H	Eastern Mich.	63 62	52	A	UALR	43 54						
				329	N	Austin Peay	73 60	237	H	Missouri St.	70 57						
				185	N	N.C. A&T	38 47	258	H	Tulsa	73 71						
								96	A	Tennessee	39 91						
								15	A	Baylor	60 101						

Non-Div I Games: Southwestern Christ88 49

Oral Roberts

Loss, Non-Conf, S Site, H Home A Away N Neutral

Oregon

Through Games Of Dec. 8, 2014

Average RPI Win:	257	WON-LOST	WINNING	LAST 10	STRENGTH OF	OPP. STRENGTH	TEAM	ADJ.	CONF.	ADJ CONF.
Average RPI Loss:	55	RECORD	PCT. RANK	GAMES	SCHEDULE	OF SCHEDULE	RPI	RPI	RPI	RPI
DIV. I ONLY	4- 3	131	4- 3	280	20	211	211	1	1	
DIV. I NON-CONF.	4- 3	132	4- 3	281	21	209	209	1	1	
TOTALS	RPI 1-25	RPI 26-50	W-L RECORDS	RPI 51-100	RPI 101-150	RPI 150+				
4- 3	0- 1	0- 0	OVERALL	0- 2	0- 0	4- 0				
3- 1	0- 1	0- 0	HOME	0- 0	0- 0	3- 0				
1- 0	0- 0	0- 0	AWAY	0- 0	0- 0	1- 0				
0- 2	0- 0	0- 0	NEUTRAL	0- 2	0- 0	0- 0				
4- 3	0- 1	0- 0	NON-CONFERENCE	0- 2	0- 0	4- 0				
3- 1	0- 1	0- 0	HOME	0- 0	0- 0	3- 0				
1- 0	0- 0	0- 0	AWAY	0- 0	0- 0	1- 0				
0- 2	0- 0	0- 0	NEUTRAL	0- 2	0- 0	0- 0				
0- 0	0- 0	0- 0	CONFERENCE	0- 0	0- 0	0- 0				
0- 0	0- 0	0- 0	HOME	0- 0	0- 0	0- 0				
0- 0	0- 0	0- 0	AWAY	0- 0	0- 0	0- 0				
0- 0	0- 0	0- 0	NEUTRAL	0- 0	0- 0	0- 0				

RPI 1-25			RPI 26-50			RPI 51-100			RPI 101+			Team's RPI: 211
RPI	S	Opponent	Score	RPI	S	Opponent	Score	RPI	S	Opponent	Score	
7	H	North Carolina	59 76					72	N	Central Mich.	67 73	212 A Portland 72 49
								86	N	American	64 72	261 H Utah St. 100 77
												264 H Portland St. 63 56
												289 H Navy 72 64
LAST 12 Division I GAMES:												
212	A	Portland	72 49	289	H	Navy	72 64					
86	N	American	64 72									
72	N	Central Mich.	67 73									
264	H	Portland St.	63 56									
7	H	North Carolina	59 76									
261	H	Utah St.	100 77									

Non-Div I Games:

Oregon

■ Loss,
 ■ Non-Conf, S Site,
 ■ Home
 ■ Away
 N Neutral

Average RPI Win:	187	WON-LOST	WINNING	LAST 10	STRENGTH OF	OPP. STRENGTH	TEAM	ADJ.	CONF.	ADJ CONF.
Average RPI Loss:	0	RECORD	PCT. RANK	GAMES	SCHEDULE	OF SCHEDULE	RPI	RPI	RPI	RPI
DIV. I ONLY	6- 0	1	6- 0	327	4	94	94	1	1	
DIV. I NON-CONF.	6- 0	1	6- 0	329	4	96	96	1	1	
TOTALS	RPI 1-25	RPI 26-50	W-L RECORDS	RPI 51-100	RPI 101-150	RPI 150+				
6- 0	0- 0	0- 0	OVERALL	1- 0	1- 0	4- 0				
4- 0	0- 0	0- 0	HOME	1- 0	0- 0	3- 0				
0- 0	0- 0	0- 0	AWAY	0- 0	0- 0	0- 0				
2- 0	0- 0	0- 0	NEUTRAL	0- 0	1- 0	1- 0				
6- 0	0- 0	0- 0	NON-CONFERENCE	1- 0	1- 0	4- 0				
4- 0	0- 0	0- 0	HOME	1- 0	0- 0	3- 0				
0- 0	0- 0	0- 0	AWAY	0- 0	0- 0	0- 0				
2- 0	0- 0	0- 0	NEUTRAL	0- 0	1- 0	1- 0				
0- 0	0- 0	0- 0	CONFERENCE	0- 0	0- 0	0- 0				
0- 0	0- 0	0- 0	HOME	0- 0	0- 0	0- 0				
0- 0	0- 0	0- 0	AWAY	0- 0	0- 0	0- 0				
0- 0	0- 0	0- 0	NEUTRAL	0- 0	0- 0	0- 0				

RPI 1-25			RPI 26-50			RPI 51-100			Team's RPI: 94	RPI 101+		
RPI S	Opponent	Score	RPI S	Opponent	Score	RPI S	Opponent	Score		RPI S	Opponent	Score
						85 H	Idaho	75 53		116 N	BYU	71 61
										210 H	Sacramento St.	109 61
										212 H	Portland	87 65
										236 N	Butler	85 53
										261 H	Utah St.	85 62
LAST 12 Division I GAMES:												
						210 H	Sacramento St.	109 61				
						85 H	Idaho	75 53				
						116 N	BYU	71 61				
						236 N	Butler	85 53				
						261 H	Utah St.	85 62				
						212 H	Portland	87 65				

Non-Div I Games: Concordia Portland 92 35

Oregon St.

Average RPI Win:	199	WON-LOST	WINNING	LAST 10	STRENGTH OF	OPP. STRENGTH	TEAM	ADJ.	CONF.	ADJ CONF.
Average RPI Loss:	58	RECORD	PCT. RANK	GAMES	SCHEDULE	OF SCHEDULE	RPI	RPI	RPI	RPI
DIV. I ONLY	4- 2	90	4- 2	184	49	101	101	6	6	
DIV. I NON-CONF.	4- 2	91	4- 2	189	50	103	103	6	6	
TOTALS	RPI 1-25	RPI 26-50	W-L RECORDS	RPI 51-100	RPI 101-150	RPI 150+				
4- 2	0- 1	0- 0	OVERALL	0- 1	1- 0	3- 0				
2- 1	0- 1	0- 0	HOME	0- 0	0- 0	2- 0				
2- 1	0- 0	0- 0	AWAY	0- 1	1- 0	1- 0				
0- 0	0- 0	0- 0	NEUTRAL	0- 0	0- 0	0- 0				
4- 2	0- 1	0- 0	NON-CONFERENCE	0- 1	1- 0	3- 0				
2- 1	0- 1	0- 0	HOME	0- 0	0- 0	2- 0				
2- 1	0- 0	0- 0	AWAY	0- 1	1- 0	1- 0				
0- 0	0- 0	0- 0	NEUTRAL	0- 0	0- 0	0- 0				
0- 0	0- 0	0- 0	CONFERENCE	0- 0	0- 0	0- 0				
0- 0	0- 0	0- 0	HOME	0- 0	0- 0	0- 0				
0- 0	0- 0	0- 0	AWAY	0- 0	0- 0	0- 0				
0- 0	0- 0	0- 0	NEUTRAL	0- 0	0- 0	0- 0				

RPI 1-25			RPI 26-50			RPI 51-100			RPI 101+			Team's RPI: 101
RPI	S	Opponent	Score	RPI	S	Opponent	Score	RPI	S	Opponent	Score	
16	H	California	64 84					100	A	UC Davis	53 60	
								131	A	Hawaii	69 61	
								188	H	Iona	64 49	
								223	H	Montana	62 50	
								253	A	Nevada	64 53	
LAST 12 Division I GAMES:												
				131	A	Hawaii	69 61					
				253	A	Nevada	64 53					
				100	A	UC Davis	53 60					
				188	H	Iona	64 49					
				223	H	Montana	62 50					
				16	H	California	64 84					

Non-Div I Games: Cal St. Stanislaus 98 67

Pacific

Average RPI Win:	224	WON-LOST	WINNING	LAST 10	STRENGTH OF	OPP. STRENGTH	TEAM	ADJ.	CONF.	ADJ CONF.
Average RPI Loss:	74	RECORD	PCT. RANK	GAMES	SCHEDULE	OF SCHEDULE	RPI	RPI	RPI	RPI
DIV. I ONLY	3- 3	155	3- 3	42	253	102	102	10	10	
DIV. I NON-CONF.	3- 3	155	3- 3	43	258	104	104	10	10	
TOTALS	RPI 1-25	RPI 26-50	W-L RECORDS	RPI 51-100	RPI 101-150	RPI 150+				
3- 3	0- 0	0- 0	OVERALL	0- 3	0- 0	3- 0				
2- 1	0- 0	0- 0	HOME	0- 1	0- 0	2- 0				
1- 2	0- 0	0- 0	AWAY	0- 2	0- 0	1- 0				
0- 0	0- 0	0- 0	NEUTRAL	0- 0	0- 0	0- 0				
3- 3	0- 0	0- 0	NON-CONFERENCE	0- 3	0- 0	3- 0				
2- 1	0- 0	0- 0	HOME	0- 1	0- 0	2- 0				
1- 2	0- 0	0- 0	AWAY	0- 2	0- 0	1- 0				
0- 0	0- 0	0- 0	NEUTRAL	0- 0	0- 0	0- 0				
0- 0	0- 0	0- 0	CONFERENCE	0- 0	0- 0	0- 0				
0- 0	0- 0	0- 0	HOME	0- 0	0- 0	0- 0				
0- 0	0- 0	0- 0	AWAY	0- 0	0- 0	0- 0				
0- 0	0- 0	0- 0	NEUTRAL	0- 0	0- 0	0- 0				

RPI 1-25			RPI 26-50			RPI 51-100			RPI 101+			Team's RPI: 102
RPI	S	Opponent	Score	RPI	S	Opponent	Score	RPI	S	Opponent	Score	
						61	H Hampton	43	58	187	H La Salle	57 29
						66	A Lafayette	57	60	195	H New Hampshire	74 39
						96	A Tennessee	52	97	289	A Navy	60 51
LAST 12 Division I GAMES:												
						61	H Hampton	43	58			
						66	A Lafayette	57	60			
						195	H New Hampshire	74	39			
						289	A Navy	60	51			
						187	H La Salle	57	29			
						96	A Tennessee	52	97			

Non-Div I Games:

Penn

Average RPI Win:	252	WON-LOST	WINNING	LAST 10	STRENGTH OF	OPP. STRENGTH	TEAM	ADJ.	CONF.	ADJ CONF.
Average RPI Loss:	107	RECORD	PCT. RANK	GAMES	SCHEDULE	OF SCHEDULE	RPI	RPI	RPI	RPI
DIV. I ONLY	2- 6	269	2- 6	71	241	238	238	4	4	
DIV. I NON-CONF.	2- 6	266	2- 6	76	245	241	241	4	4	
TOTALS	RPI 1-25	RPI 26-50	W-L RECORDS	RPI 51-100	RPI 101-150	RPI 150+				
2- 6	0- 0	0- 2	OVERALL	0- 1	0- 2	2- 1				
2- 3	0- 0	0- 1	HOME	0- 1	0- 1	2- 0				
0- 1	0- 0	0- 1	AWAY	0- 0	0- 0	0- 0				
0- 2	0- 0	0- 0	NEUTRAL	0- 0	0- 1	0- 1				
2- 6	0- 0	0- 2	NON-CONFERENCE	0- 1	0- 2	2- 1				
2- 3	0- 0	0- 1	HOME	0- 1	0- 1	2- 0				
0- 1	0- 0	0- 1	AWAY	0- 0	0- 0	0- 0				
0- 2	0- 0	0- 0	NEUTRAL	0- 0	0- 1	0- 1				
0- 0	0- 0	0- 0	CONFERENCE	0- 0	0- 0	0- 0				
0- 0	0- 0	0- 0	HOME	0- 0	0- 0	0- 0				
0- 0	0- 0	0- 0	AWAY	0- 0	0- 0	0- 0				
0- 0	0- 0	0- 0	NEUTRAL	0- 0	0- 0	0- 0				

RPI 1-25				RPI 26-50				RPI 51-100				RPI 101+				Team's RPI: 238	
RPI	S	Opponent	Score	RPI	S	Opponent	Score	RPI	S	Opponent	Score	RPI	S	Opponent	Score		
				38	H	Seton Hall	70 75	89	H	St. Bonaventure	54 56	122	H	Albany (NY)	53 54		
				39	A	Syracuse	39 61					137	N	Liberty	68 80		
												215	N	Samford	56 59		
												230	H	Towson	71 64		
												274	H	Wagner	96 66		
LAST 12 Division I GAMES:																	
				274	H	Wagner	96 66	122	H	Albany (NY)	53 54						
				39	A	Syracuse	39 61	230	H	Towson	71 64						
				215	N	Samford	56 59										
				137	N	Liberty	68 80										
				89	H	St. Bonaventure	54 56										
				38	H	Seton Hall	70 75										

Non-Div I Games:

Penn St.

Pepperdine

Through Games Of Dec. 8, 2014

Average RPI Win:	249	WON-LOST	WINNING	LAST 10	STRENGTH OF	OPP. STRENGTH	TEAM	ADJ.	CONF.	ADJ CONF.
Average RPI Loss:	71	RECORD	PCT. RANK	GAMES	SCHEDULE	OF SCHEDULE	RPI	RPI	RPI	RPI
DIV. I ONLY	3- 5	221	3- 5	26	235	97	97	6	6	
DIV. I NON-CONF.	3- 5	219	3- 5	28	239	99	99	6	6	
TOTALS	RPI 1-25	RPI 26-50	W-L RECORDS	RPI 51-100	RPI 101-150	RPI 150+				
3- 5	0- 1	0- 2	OVERALL	0- 1	0- 0	3- 1				
0- 2	0- 0	0- 1	HOME	0- 0	0- 0	0- 1				
2- 3	0- 1	0- 1	AWAY	0- 1	0- 0	2- 0				
1- 0	0- 0	0- 0	NEUTRAL	0- 0	0- 0	1- 0				
3- 5	0- 1	0- 2	NON-CONFERENCE	0- 1	0- 0	3- 1				
0- 2	0- 0	0- 1	HOME	0- 0	0- 0	0- 1				
2- 3	0- 1	0- 1	AWAY	0- 1	0- 0	2- 0				
1- 0	0- 0	0- 0	NEUTRAL	0- 0	0- 0	1- 0				
0- 0	0- 0	0- 0	CONFERENCE	0- 0	0- 0	0- 0				
0- 0	0- 0	0- 0	HOME	0- 0	0- 0	0- 0				
0- 0	0- 0	0- 0	AWAY	0- 0	0- 0	0- 0				
0- 0	0- 0	0- 0	NEUTRAL	0- 0	0- 0	0- 0				

RPI 1-25				RPI 26-50				RPI 51-100 Team's RPI: 97				RPI 101+			
RPI	S	Opponent	Score	RPI	S	Opponent	Score	RPI	S	Opponent	Score	RPI	S	Opponent	Score
22	A	Nebraska	65 100	31	A	Iowa	68 97	57	A	CSUN	48 74	193	A	Cal Poly	76 69
				49	H	Long Beach St.	69 78					194	H	Army	44 56
												249	N	UT Martin	59 58
												304	A	UC Irvine	76 53
LAST 12 Division I GAMES:															
249	N	UT Martin	59 58	57	A	CSUN	48 74								
31	A	Iowa	68 97	49	H	Long Beach St.	69 78								
304	A	UC Irvine	76 53	194	H	Army	44 56								
22	A	Nebraska	65 100	193	A	Cal Poly	76 69								

Non-Div I Games:

Pepperdine

Loss, Non-Conf, S Site, H Home A Away N Neutral

Average RPI Win:	163	WON-LOST	WINNING	LAST 10	STRENGTH OF	OPP. STRENGTH	TEAM	ADJ.	CONF.	ADJ CONF.
Average RPI Loss:	42	RECORD	PCT. RANK	GAMES	SCHEDULE	OF SCHEDULE	RPI	RPI	RPI	RPI
DIV. I ONLY	5- 3	109	5- 3	24	81	46	46	3	3	
DIV. I NON-CONF.	5- 3	114	5- 3	26	81	47	47	3	3	
TOTALS	RPI 1-25	RPI 26-50	W-L RECORDS	RPI 51-100	RPI 101-150	RPI 150+				
5- 3	1- 1	0- 1	OVERALL	0- 1	1- 0	3- 0				
4- 1	1- 1	0- 0	HOME	0- 0	0- 0	3- 0				
1- 2	0- 0	0- 1	AWAY	0- 1	1- 0	0- 0				
0- 0	0- 0	0- 0	NEUTRAL	0- 0	0- 0	0- 0				
5- 3	1- 1	0- 1	NON-CONFERENCE	0- 1	1- 0	3- 0				
4- 1	1- 1	0- 0	HOME	0- 0	0- 0	3- 0				
1- 2	0- 0	0- 1	AWAY	0- 1	1- 0	0- 0				
0- 0	0- 0	0- 0	NEUTRAL	0- 0	0- 0	0- 0				
0- 0	0- 0	0- 0	CONFERENCE	0- 0	0- 0	0- 0				
0- 0	0- 0	0- 0	HOME	0- 0	0- 0	0- 0				
0- 0	0- 0	0- 0	AWAY	0- 0	0- 0	0- 0				
0- 0	0- 0	0- 0	NEUTRAL	0- 0	0- 0	0- 0				

RPI 1-25				RPI 26-50				Team's RPI: 46	RPI 51-100				RPI 101+			
RPI	S	Opponent	Score	RPI	S	Opponent	Score		RPI	S	Opponent	Score	RPI	S	Opponent	Score
11	H	Michigan	85 64	27	A	James Madison	64 80		87	A	Duquesne	77 87	103	A	Ohio St.	78 74
13	H	Princeton	43 59										173	H	Radford	72 47
													196	H	Niagara	70 54
													332	H	Loyola Maryland	84 46
LAST 12 Division I GAMES:																
87	A	Duquesne	77 87	332	H	Loyola Maryland	84 46		173	H	Radford	72 47				
103	A	Ohio St.	78 74	27	A	James Madison	64 80		11	H	Michigan	85 64				
									196	H	Niagara	70 54				
									13	H	Princeton	43 59				

Non-Div I Games:

Pittsburgh

Average RPI Win:	251	WON-LOST	WINNING	LAST 10	STRENGTH OF	OPP. STRENGTH	TEAM	ADJ.	CONF.	ADJ CONF.
Average RPI Loss:	137	RECORD	PCT. RANK	GAMES	SCHEDULE	OF SCHEDULE	RPI	RPI	RPI	RPI
DIV. I ONLY	1- 6	303	1- 5	33	302	212	212	6	6	
DIV. I NON-CONF.	1- 6	303	1- 5	35	304	210	210	6	6	
TOTALS	RPI 1-25	RPI 26-50	W-L RECORDS	RPI 51-100	RPI 101-150	RPI 150+				
1- 6	0- 1	0- 0	OVERALL	0- 2	0- 0	1- 3				
0- 2	0- 1	0- 0	HOME	0- 0	0- 0	0- 1				
0- 4	0- 0	0- 0	AWAY	0- 0	0- 0	0- 0				
1- 0	0- 0	0- 0	NEUTRAL	0- 0	0- 0	1- 0				
1- 6	0- 1	0- 0	NON-CONFERENCE	0- 2	0- 0	1- 3				
0- 2	0- 1	0- 0	HOME	0- 0	0- 0	0- 1				
0- 4	0- 0	0- 0	AWAY	0- 2	0- 0	0- 2				
1- 0	0- 0	0- 0	NEUTRAL	0- 0	0- 0	1- 0				
0- 0	0- 0	0- 0	CONFERENCE	0- 0	0- 0	0- 0				
0- 0	0- 0	0- 0	HOME	0- 0	0- 0	0- 0				
0- 0	0- 0	0- 0	AWAY	0- 0	0- 0	0- 0				
0- 0	0- 0	0- 0	NEUTRAL	0- 0	0- 0	0- 0				

RPI 1-25				RPI 26-50				RPI 51-100				RPI 101+ Team's RPI: 212			
RPI	S	Opponent	Score	RPI	S	Opponent	Score	RPI	S	Opponent	Score	RPI	S	Opponent	Score
12	H	Washington	45 80					57	A	CSUN	41 45	193	A	Cal Poly	67 76
								94	A	Oregon St.	65 87	211	H	Oregon	49 72
												251	N	Utah	58 50
												253	A	Nevada	59 84
LAST 12 Division I GAMES:															
				12	H	Washington	45 80					211	H	Oregon	49 72
				251	N	Utah	58 50								
				253	A	Nevada	59 84								
				193	A	Cal Poly	67 76								
				57	A	CSUN	41 45								
				94	A	Oregon St.	65 87								

Non-Div I Games:

Portland

Average RPI Win:	289	WON-LOST	WINNING	LAST 10	STRENGTH OF	OPP. STRENGTH	TEAM	ADJ.	CONF.	ADJ CONF.
Average RPI Loss:	137	RECORD	PCT. RANK	GAMES	SCHEDULE	OF SCHEDULE	RPI	RPI	RPI	RPI
DIV. I ONLY	1- 5	292	0- 1	102	273	264	264	20	20	
DIV. I NON-CONF.	1- 5	290	0- 1	108	277	266	266	21	21	
TOTALS	RPI 1-25	RPI 26-50	W-L RECORDS	RPI 51-100	RPI 101-150	RPI 150+				
1- 5	0- 0	0- 1	OVERALL	0- 1	0- 1	1- 2				
1- 2	0- 0	0- 1	HOME	0- 1	0- 0	1- 0				
0- 3	0- 0	0- 0	AWAY	0- 0	0- 1	0- 0				
0- 0	0- 0	0- 0	NEUTRAL	0- 0	0- 0	0- 0				
1- 5	0- 0	0- 1	NON-CONFERENCE	0- 1	0- 1	1- 2				
1- 2	0- 0	0- 1	HOME	0- 1	0- 0	1- 0				
0- 3	0- 0	0- 0	AWAY	0- 0	0- 1	0- 2				
0- 0	0- 0	0- 0	NEUTRAL	0- 0	0- 0	0- 0				
0- 0	0- 0	0- 0	CONFERENCE	0- 0	0- 0	0- 0				
0- 0	0- 0	0- 0	HOME	0- 0	0- 0	0- 0				
0- 0	0- 0	0- 0	AWAY	0- 0	0- 0	0- 0				
0- 0	0- 0	0- 0	NEUTRAL	0- 0	0- 0	0- 0				

RPI S	Opponent	Score	RPI S	Opponent	Score	RPI S	Opponent	Score	RPI S	Opponent	Score	Team's RPI: 264
49	H Long Beach St.	58 62	98	H South Dakota	57 86	105	A Gonzaga	41 73	211	A Oregon	56 63	
						222	A Seattle	47 54	289	H Navy	56 50	
LAST 12 Division I GAMES:												
222	A Seattle	47 54	105	A Gonzaga	41 73	289	H Navy	56 50	49	H Long Beach St.	58 62	
			211	A Oregon	56 63	98	H South Dakota	57 86				

Non-Div I Games: Corban 64 74

Portland St.

Prairie View

Through Games Of Dec. 8, 2014

Average RPI Win:	324	WON-LOST	WINNING	LAST 10	STRENGTH OF	OPP. STRENGTH	TEAM	ADJ.	CONF.	ADJ CONF.
Average RPI Loss:	128	RECORD	PCT. RANK	GAMES	SCHEDULE	OF SCHEDULE	RPI	RPI	RPI	RPI
DIV. I ONLY	1- 6	303	0- 1	45	229	190	190	32	32	
DIV. I NON-CONF.	1- 6	303	0- 1	46	233	192	192	32	32	
TOTALS	RPI 1-25	RPI 26-50	W-L RECORDS	RPI 51-100	RPI 101-150	RPI 150+				
1- 6	0- 3	0- 0	OVERALL	0- 0	0- 1	1- 2				
0- 0	0- 0	0- 0	HOME	0- 0	0- 0	0- 0				
1- 4	0- 0	0- 0	AWAY	0- 0	0- 1	1- 0				
0- 2	0- 2	0- 0	NEUTRAL	0- 0	0- 0	0- 0				
1- 6	0- 3	0- 0	NON-CONFERENCE	0- 0	0- 1	1- 2				
0- 0	0- 0	0- 0	HOME	0- 0	0- 0	0- 0				
1- 4	0- 1	0- 0	AWAY	0- 0	0- 1	1- 2				
0- 2	0- 2	0- 0	NEUTRAL	0- 0	0- 0	0- 0				
0- 0	0- 0	0- 0	CONFERENCE	0- 0	0- 0	0- 0				
0- 0	0- 0	0- 0	HOME	0- 0	0- 0	0- 0				
0- 0	0- 0	0- 0	AWAY	0- 0	0- 0	0- 0				
0- 0	0- 0	0- 0	NEUTRAL	0- 0	0- 0	0- 0				

RPI 1-25				RPI 26-50				RPI 51-100				RPI 101+ Team's RPI: 190			
RPI	S	Opponent	Score	RPI	S	Opponent	Score	RPI	S	Opponent	Score	RPI	S	Opponent	Score
7	N	North Carolina	45 81									131	A	Hawaii	58 72
21	N	Stanford	45 88									276	A	Rice	58 70
25	A	Texas A&M	41 59									307	A	Stephen F. Austin	73 83
												324	A	Houston	61 56
LAST 12 Division I GAMES:															
				131	A	Hawaii	58 72	307	A	Stephen F. Austin	73 83				
				324	A	Houston	61 56	276	A	Rice	58 70				
				21	N	Stanford	45 88								
				7	N	North Carolina	45 81								
				25	A	Texas A&M	41 59								

Non-Div I Games: Schreiner 90 38

Prairie View

Loss, Non-Conf, S Site, Home Away N Neutral

Average RPI Win: 296		WON-LOST	WINNING	LAST 10	STRENGTH OF	OPP. STRENGTH	TEAM	ADJ.	CONF.	ADJ CONF.
Average RPI Loss: 148		RECORD	PCT. RANK	GAMES	SCHEDULE	OF SCHEDULE	RPI	RPI	RPI	RPI
DIV. I ONLY		3- 4	190	3- 4	108	332	148	148	31	31
DIV. I NON-CONF.		2- 3	206	2- 3	56	335	121	121	31	31
TOTALS	RPI 1-25	RPI 26-50		W-L RECORDS		RPI 51-100	RPI 101-150	RPI 150+		
3- 4	0- 0	0- 0		OVERALL		0- 0	0- 3	3- 1		
2- 0	0- 0	0- 0		HOME		0- 0	0- 0	2- 0		
1- 4	0- 0	0- 0		AWAY		0- 0	0- 3	1- 1		
0- 0	0- 0	0- 0		NEUTRAL		0- 0	0- 0	0- 0		
2- 3	0- 0	0- 0		NON-CONFERENCE		0- 0	0- 2	2- 1		
1- 0	0- 0	0- 0		HOME		0- 0	0- 0	1- 0		
1- 3	0- 0	0- 0		AWAY		0- 0	0- 2	1- 1		
0- 0	0- 0	0- 0		NEUTRAL		0- 0	0- 0	0- 0		
1- 1	0- 0	0- 0		CONFERENCE		0- 0	0- 1	1- 0		
1- 0	0- 0	0- 0		HOME		0- 0	0- 0	1- 0		
0- 1	0- 0	0- 0		AWAY		0- 0	0- 1	0- 0		
0- 0	0- 0	0- 0		NEUTRAL		0- 0	0- 0	0- 0		

RPI 1-25				RPI 26-50				RPI 51-100				RPI 101+				Team's RPI: 148	
RPI	S	Opponent	Score	RPI	S	Opponent	Score	RPI	S	Opponent	Score	RPI	S	Opponent	Score		
												139	A	High Point	49	54	
												146	A	Xavier	43	45	
												150	A	Old Dominion	26	41	
												158	A	VCU	36	55	
												284	H	South Carolina St.	46	33	
												293	H	Gardner-Webb	55	50	
												312	A	Western Caro.	51	44	
LAST 12 Division I GAMES:																	
				312	A	Western Caro.	51 44	139	A	High Point	49 54						
				158	A	VCU	36 55	293	H	Gardner-Webb	55 50						
				150	A	Old Dominion	26 41	284	H	South Carolina St.	46 33						
								146	A	Xavier	43 45						

Non-Div I Games:	Allen	120	45
------------------	-------	-----	----

Presbyterian

■ Loss, ■ Non-Conf, S Site, H Home A Away N Neutral

Average RPI Win:	156	WON-LOST	WINNING	LAST 10	STRENGTH OF	OPP. STRENGTH	TEAM	ADJ.	CONF.	ADJ CONF.
Average RPI Loss:	0	RECORD	PCT. RANK	GAMES	SCHEDULE	OF SCHEDULE	RPI	RPI	RPI	RPI
DIV. I ONLY	8- 0	1	8- 0	142	45	13	13	10	10	
DIV. I NON-CONF.	8- 0	1	8- 0	145	47	13	13	10	10	
TOTALS	RPI 1-25	RPI 26-50	W-L RECORDS	RPI 51-100	RPI 101-150	RPI 150+				
8- 0	0- 0	1- 0	OVERALL	3- 0	0- 0	4- 0				
2- 0	0- 0	0- 0	HOME	1- 0	0- 0	1- 0				
3- 0	0- 0	1- 0	AWAY	2- 0	0- 0	0- 0				
3- 0	0- 0	0- 0	NEUTRAL	0- 0	0- 0	3- 0				
8- 0	0- 0	1- 0	NON-CONFERENCE	3- 0	0- 0	4- 0				
2- 0	0- 0	0- 0	HOME	1- 0	0- 0	1- 0				
3- 0	0- 0	1- 0	AWAY	2- 0	0- 0	0- 0				
3- 0	0- 0	0- 0	NEUTRAL	0- 0	0- 0	3- 0				
0- 0	0- 0	0- 0	CONFERENCE	0- 0	0- 0	0- 0				
0- 0	0- 0	0- 0	HOME	0- 0	0- 0	0- 0				
0- 0	0- 0	0- 0	AWAY	0- 0	0- 0	0- 0				
0- 0	0- 0	0- 0	NEUTRAL	0- 0	0- 0	0- 0				

RPI S	Opponent	Score	RPI S	Opponent	Score	RPI S	Opponent	Score	RPI S	Opponent	Score
			46 A	Pittsburgh	59 43	81 H	Drexel	59 43	213 N	Wake Forest	72 55
						86 A	American	63 56	218 N	Charlotte	73 43
						87 A	Duquesne	79 62	223 N	Montana	80 55
									291 H	Georgetown	83 54
LAST 12 Division I GAMES:											
			291 H	Georgetown	83 54	213 N	Wake Forest	72 55			
			218 N	Charlotte	73 43	86 A	American	63 56			
			223 N	Montana	80 55	81 H	Drexel	59 43			
						87 A	Duquesne	79 62			
						46 A	Pittsburgh	59 43			

Non-Div I Games:

Princeton

Average RPI Win:	233	WON-LOST	WINNING	LAST 10	STRENGTH OF	OPP. STRENGTH	TEAM	ADJ.	CONF.	ADJ CONF.
Average RPI Loss:	157	RECORD	PCT. RANK	GAMES	SCHEDULE	OF SCHEDULE	RPI	RPI	RPI	RPI
DIV. I ONLY	3- 6	238	3- 6	250	191	285	285	14	14	
DIV. I NON-CONF.	2- 6	266	2- 6	233	169	293	293	14	14	
TOTALS	RPI 1-25	RPI 26-50	W-L RECORDS	RPI 51-100	RPI 101-150	RPI 150+				
3- 6	0- 0	0- 0	OVERALL	0- 1	0- 2	3- 3				
3- 2	0- 0	0- 0	HOME	0- 0	0- 0	3- 2				
0- 4	0- 0	0- 0	AWAY	0- 1	0- 2	0- 1				
0- 0	0- 0	0- 0	NEUTRAL	0- 0	0- 0	0- 0				
2- 6	0- 0	0- 0	NON-CONFERENCE	0- 1	0- 2	2- 3				
2- 2	0- 0	0- 0	HOME	0- 0	0- 0	2- 2				
0- 4	0- 0	0- 0	AWAY	0- 1	0- 2	0- 1				
0- 0	0- 0	0- 0	NEUTRAL	0- 0	0- 0	0- 0				
1- 0	0- 0	0- 0	CONFERENCE	0- 0	0- 0	1- 0				
1- 0	0- 0	0- 0	HOME	0- 0	0- 0	1- 0				
0- 0	0- 0	0- 0	AWAY	0- 0	0- 0	0- 0				
0- 0	0- 0	0- 0	NEUTRAL	0- 0	0- 0	0- 0				

RPI 1-25				RPI 26-50				RPI 51-100				RPI 101+				Team's RPI: 285	
RPI	S	Opponent	Score	RPI	S	Opponent	Score	RPI	S	Opponent	Score	RPI	S	Opponent	Score		
								59	A	Dayton	56	72	115	A	Hartford	54	57
												125	A	Bryant	80	90	
												184	H	Rhode Island	56	63	
												203	H	Virginia Tech	69	72	
												209	H	UMass Lowell	66	54	
												243	H	Brown	78	69	
												247	H	Villanova	51	49	
												256	A	Richmond	59	75	
LAST 12 Division I GAMES:																	
209	H	UMass Lowell	66	54	184	H	Rhode Island	56	63								
247	H	Villanova	51	49	243	H	Brown	78	69								
125	A	Bryant	80	90	256	A	Richmond	59	75								
59	A	Dayton	56	72													
203	H	Virginia Tech	69	72													
115	A	Hartford	54	57													

Non-Div I Games:

Providence

Average RPI Win:	116	WON-LOST	WINNING	LAST 10	STRENGTH OF	OPP. STRENGTH	TEAM	ADJ.	CONF.	ADJ CONF.
Average RPI Loss:	33	RECORD	PCT. RANK	GAMES	SCHEDULE	OF SCHEDULE	RPI	RPI	RPI	RPI
DIV. I ONLY	3- 4	190	3- 4	9	16	53	53	4	4	
DIV. I NON-CONF.	3- 4	188	3- 4	10	16	55	55	4	4	
TOTALS	RPI 1-25	RPI 26-50	W-L RECORDS	RPI 51-100	RPI 101-150	RPI 150+				
3- 4	0- 1	1- 2	OVERALL	1- 1	0- 0	1- 0				
1- 2	0- 1	1- 1	HOME	0- 0	0- 0	0- 0				
1- 1	0- 0	0- 0	AWAY	0- 1	0- 0	1- 0				
1- 1	0- 0	0- 1	NEUTRAL	1- 0	0- 0	0- 0				
3- 4	0- 1	1- 2	NON-CONFERENCE	1- 1	0- 0	1- 0				
1- 2	0- 1	1- 1	HOME	0- 0	0- 0	0- 0				
1- 1	0- 0	0- 0	AWAY	0- 1	0- 0	1- 0				
1- 1	0- 0	0- 1	NEUTRAL	1- 0	0- 0	0- 0				
0- 0	0- 0	0- 0	CONFERENCE	0- 0	0- 0	0- 0				
0- 0	0- 0	0- 0	HOME	0- 0	0- 0	0- 0				
0- 0	0- 0	0- 0	AWAY	0- 0	0- 0	0- 0				
0- 0	0- 0	0- 0	NEUTRAL	0- 0	0- 0	0- 0				

RPI 1-25				RPI 26-50				RPI 51-100 Team's RPI: 53				RPI 101+			
RPI	S	Opponent	Score	RPI	S	Opponent	Score	RPI	S	Opponent	Score	RPI	S	Opponent	Score
5	H	Green Bay	78 81	28	H	Florida St.	64 67	59	A	Dayton	61 63	220	A	Ball St.	66 60
				32	H	Toledo	66 48	95	N	Texas Tech	69 53				
				40	N	George Washington	59 79								
LAST 12 Division I GAMES:															
				32	H	Toledo	66 48	59	A	Dayton	61 63				
				5	H	Green Bay	78 81	28	H	Florida St.	64 67				
				220	A	Ball St.	66 60	40	N	George Washington	59 79				
								95	N	Texas Tech	69 53				

Non-Div I Games:

Purdue

Quinnipiac

Through Games Of Dec. 8, 2014

Average RPI Win:	160	WON-LOST	WINNING	LAST 10	STRENGTH OF	OPP. STRENGTH	TEAM	ADJ.	CONF.	ADJ CONF.
Average RPI Loss:	83	RECORD	PCT. RANK	GAMES	SCHEDULE	OF SCHEDULE	RPI	RPI	RPI	RPI
DIV. I ONLY	6- 2	55	6- 2	119	85	51	51	25	25	
DIV. I NON-CONF.	4- 2	91	4- 2	73	113	62	62	18	18	
TOTALS	RPI 1-25	RPI 26-50	W-L RECORDS	RPI 51-100	RPI 101-150	RPI 150+				
6- 2	0- 1	0- 0	OVERALL	1- 0	2- 0	3- 1				
3- 0	0- 0	0- 0	HOME	1- 0	1- 0	1- 0				
1- 1	0- 0	0- 0	AWAY	0- 0	0- 0	1- 0				
2- 1	0- 0	0- 0	NEUTRAL	0- 0	1- 0	1- 1				
4- 2	0- 1	0- 0	NON-CONFERENCE	1- 0	1- 0	2- 1				
2- 0	0- 0	0- 0	HOME	1- 0	0- 0	1- 0				
0- 1	0- 1	0- 0	AWAY	0- 0	0- 0	0- 0				
2- 1	0- 0	0- 0	NEUTRAL	0- 0	1- 0	1- 1				
2- 0	0- 0	0- 0	CONFERENCE	0- 0	1- 0	1- 0				
1- 0	0- 0	0- 0	HOME	0- 0	1- 0	0- 0				
1- 0	0- 0	0- 0	AWAY	0- 0	0- 0	1- 0				
0- 0	0- 0	0- 0	NEUTRAL	0- 0	0- 0	0- 0				

RPI 1-25			RPI 26-50			RPI 51-100			Team's RPI: 51	RPI 101+		
RPI	S	Opponent	Score	RPI	S	Opponent	Score	RPI	S	Opponent	Score	
6	A	Notre Dame	52 112					61	H	Hampton	87 59	
										106	N	Alabama 73 66
										120	H	Siena 78 65
										159	N	Harvard 83 87
										194	H	Army 79 64
										199	A	Fairfield 67 66
										282	N	Holy Cross 74 67
LAST 12 Division I GAMES:												
199	A	Fairfield	67 66	6	A	Notre Dame	52 112	282	N	Holy Cross	74 67	
120	H	Siena	78 65					159	N	Harvard	83 87	
106	N	Alabama	73 66					61	H	Hampton	87 59	
								194	H	Army	79 64	

Non-Div I Games:

Quinnipiac

Loss, Non-Conf, S Site, H Home A Away N Neutral

Average RPI Win:	252	WON-LOST	WINNING	LAST 10	STRENGTH OF	OPP. STRENGTH	TEAM	ADJ.	CONF.	ADJ CONF.
Average RPI Loss:	89	RECORD	PCT. RANK	GAMES	SCHEDULE	OF SCHEDULE	RPI	RPI	RPI	RPI
DIV. I ONLY	2- 5	253	2- 5	34	277	173	173	31	31	
DIV. I NON-CONF.	2- 4	233	2- 4	37	256	147	147	31	31	
TOTALS	RPI 1-25	RPI 26-50	W-L RECORDS	RPI 51-100	RPI 101-150	RPI 150+				
2- 5	0- 0	0- 1	OVERALL	0- 2	0- 2	2- 0				
1- 3	0- 0	0- 0	HOME	0- 1	0- 2	1- 0				
1- 2	0- 0	0- 1	AWAY	0- 1	0- 0	1- 0				
0- 0	0- 0	0- 0	NEUTRAL	0- 0	0- 0	0- 0				
2- 4	0- 0	0- 1	NON-CONFERENCE	0- 2	0- 1	2- 0				
1- 2	0- 0	0- 0	HOME	0- 1	0- 1	1- 0				
1- 2	0- 0	0- 1	AWAY	0- 1	0- 0	1- 0				
0- 0	0- 0	0- 0	NEUTRAL	0- 0	0- 0	0- 0				
0- 1	0- 0	0- 0	CONFERENCE	0- 0	0- 1	0- 0				
0- 1	0- 0	0- 0	HOME	0- 0	0- 1	0- 0				
0- 0	0- 0	0- 0	AWAY	0- 0	0- 0	0- 0				
0- 0	0- 0	0- 0	NEUTRAL	0- 0	0- 0	0- 0				

RPI 1-25				RPI 26-50				RPI 51-100				RPI 101+				Team's RPI: 173	
RPI	S	Opponent	Score	RPI	S	Opponent	Score	RPI	S	Opponent	Score	RPI	S	Opponent	Score		
				46	A	Pittsburgh	47 72	55	H	Youngstown St.	44 70	123	H	William & Mary	71 81		
								83	A	Virginia	47 75	137	H	Liberty	63 72		
												176	A	Appalachian St.	68 67		
												328	H	Norfolk St.	74 65		
LAST 12 Division I GAMES:																	
				123	H	William & Mary	71 81	137	H	Liberty	63 72						
				176	A	Appalachian St.	68 67										
				46	A	Pittsburgh	47 72										
				55	H	Youngstown St.	44 70										
				328	H	Norfolk St.	74 65										
				83	A	Virginia	47 75										

Non-Div I Games:

Radford

Rhode Island

Through Games Of Dec. 8, 2014

Average RPI Win:	243	WON-LOST	WINNING	LAST 10	STRENGTH OF	OPP. STRENGTH	TEAM	ADJ.	CONF.	ADJ CONF.
Average RPI Loss:	151	RECORD	PCT. RANK	GAMES	SCHEDULE	OF SCHEDULE	RPI	RPI	RPI	RPI
DIV. I ONLY	6- 3	90	6- 3	275	207	184	184	8	8	
DIV. I NON-CONF.	6- 3	91	6- 3	276	209	187	187	8	8	
TOTALS	RPI 1-25	RPI 26-50	W-L RECORDS	RPI 51-100	RPI 101-150	RPI 150+				
6- 3	0- 0	0- 0	OVERALL	0- 2	0- 0	6- 1				
2- 2	0- 0	0- 0	HOME	0- 2	0- 0	2- 0				
3- 1	0- 0	0- 0	AWAY	0- 0	0- 0	3- 1				
1- 0	0- 0	0- 0	NEUTRAL	0- 0	0- 0	1- 0				
6- 3	0- 0	0- 0	NON-CONFERENCE	0- 2	0- 0	6- 1				
2- 2	0- 0	0- 0	HOME	0- 2	0- 0	2- 0				
3- 1	0- 0	0- 0	AWAY	0- 0	0- 0	3- 1				
1- 0	0- 0	0- 0	NEUTRAL	0- 0	0- 0	1- 0				
0- 0	0- 0	0- 0	CONFERENCE	0- 0	0- 0	0- 0				
0- 0	0- 0	0- 0	HOME	0- 0	0- 0	0- 0				
0- 0	0- 0	0- 0	AWAY	0- 0	0- 0	0- 0				
0- 0	0- 0	0- 0	NEUTRAL	0- 0	0- 0	0- 0				

RPI 1-25				RPI 26-50				RPI 51-100				RPI 101+				Team's RPI: 184	
RPI	S	Opponent	Score	RPI	S	Opponent	Score	RPI	S	Opponent	Score	RPI	S	Opponent	Score		
								67	H	East Carolina	38	66	154	H	Central Conn. St.	58	46
								92	H	Marshall	45	61	209	A	UMass Lowell	75	66
													230	N	Towson	60	49
													243	H	Brown	65	61
													285	A	Providence	63	56
													294	A	Columbia	69	79
													335	A	LIU Brooklyn	66	49
LAST 12 Division I GAMES:																	
				209	A	UMass Lowell	75	66				285	A	Providence	63	56	
				67	H	East Carolina	38	66				154	H	Central Conn. St.	58	46	
				92	H	Marshall	45	61				243	H	Brown	65	61	
												335	A	LIU Brooklyn	66	49	
												230	N	Towson	60	49	
												294	A	Columbia	69	79	

Non-Div I Games:

Rhode Island

■ Loss,
 ■ Non-Conf,
 ■ S Site,
 ■ H Home
 ■ A Away
 N Neutral

Average RPI Win:	278	WON-LOST	WINNING	LAST 10	STRENGTH OF	OPP. STRENGTH	TEAM	ADJ.	CONF.	ADJ CONF.
Average RPI Loss:	177	RECORD	PCT. RANK	GAMES	SCHEDULE	OF SCHEDULE	RPI	RPI	RPI	RPI
DIV. I ONLY	3- 4	190	3- 4	211	328	276	276	16	16	
DIV. I NON-CONF.	3- 4	188	3- 4	215	326	280	280	16	16	
TOTALS	RPI 1-25	RPI 26-50	W-L RECORDS	RPI 51-100	RPI 101-150	RPI 150+				
3- 4	0- 1	0- 0	OVERALL	0- 1	0- 0	3- 2				
3- 2	0- 0	0- 0	HOME	0- 1	0- 0	3- 1				
0- 2	0- 1	0- 0	AWAY	0- 0	0- 0	0- 1				
0- 0	0- 0	0- 0	NEUTRAL	0- 0	0- 0	0- 0				
3- 4	0- 1	0- 0	NON-CONFERENCE	0- 1	0- 0	3- 2				
3- 2	0- 0	0- 0	HOME	0- 1	0- 0	3- 1				
0- 2	0- 1	0- 0	AWAY	0- 0	0- 0	0- 1				
0- 0	0- 0	0- 0	NEUTRAL	0- 0	0- 0	0- 0				
0- 0	0- 0	0- 0	CONFERENCE	0- 0	0- 0	0- 0				
0- 0	0- 0	0- 0	HOME	0- 0	0- 0	0- 0				
0- 0	0- 0	0- 0	AWAY	0- 0	0- 0	0- 0				
0- 0	0- 0	0- 0	NEUTRAL	0- 0	0- 0	0- 0				

RPI 1-25				RPI 26-50				RPI 51-100				RPI 101+ Team's RPI: 276			
RPI	S	Opponent	Score	RPI	S	Opponent	Score	RPI	S	Opponent	Score	RPI	S	Opponent	Score
25	A	Texas A&M	55 76					52	H	UALR	40 55	190	H	Prairie View	70 58
												301	H	A&M-Corpus Christi	59 54
												307	H	Stephen F. Austin	59 70
												324	A	Houston	58 59
												342	H	Alcorn	61 33
LAST 12 Division I GAMES:															
307	H	Stephen F. Austin	59 70	301	H	A&M-Corpus Christi	59 54	52	H	UALR	40 55	25	A	Texas A&M	55 76
324	A	Houston	58 59	52	H	UALR	40 55	190	H	Prairie View	70 58				
342	H	Alcorn	61 33												

Non-Div I Games:

Rice

Average RPI Win:	302	WON-LOST	WINNING	LAST 10	STRENGTH OF	OPP. STRENGTH	TEAM	ADJ.	CONF.	ADJ CONF.
Average RPI Loss:	47	RECORD	PCT. RANK	GAMES	SCHEDULE	OF SCHEDULE	RPI	RPI	RPI	RPI
DIV. I ONLY	3- 4	190	1- 1	264	41	256	256	8	8	
DIV. I NON-CONF.	3- 4	188	1- 1	267	42	259	259	8	8	
TOTALS	RPI 1-25	RPI 26-50	W-L RECORDS	RPI 51-100	RPI 101-150	RPI 150+				
3- 4	0- 0	0- 2	OVERALL	0- 2	0- 0	3- 0				
3- 1	0- 0	0- 0	HOME	0- 1	0- 0	3- 0				
0- 1	0- 0	0- 0	AWAY	0- 0	0- 0	0- 0				
0- 2	0- 0	0- 1	NEUTRAL	0- 1	0- 0	0- 0				
3- 4	0- 0	0- 2	NON-CONFERENCE	0- 2	0- 0	3- 0				
3- 1	0- 0	0- 0	HOME	0- 1	0- 0	3- 0				
0- 1	0- 0	0- 1	AWAY	0- 0	0- 0	0- 0				
0- 2	0- 0	0- 1	NEUTRAL	0- 1	0- 0	0- 0				
0- 0	0- 0	0- 0	CONFERENCE	0- 0	0- 0	0- 0				
0- 0	0- 0	0- 0	HOME	0- 0	0- 0	0- 0				
0- 0	0- 0	0- 0	AWAY	0- 0	0- 0	0- 0				
0- 0	0- 0	0- 0	NEUTRAL	0- 0	0- 0	0- 0				

RPI 1-25				RPI 26-50				RPI 51-100				RPI 101+Team's RPI: 256			
RPI	S	Opponent	Score	RPI	S	Opponent	Score	RPI	S	Opponent	Score	RPI	S	Opponent	Score
				26	N	Arkansas	55 74	61	H	Hampton	53 64	285	H	Providence	75 59
				27	A	James Madison	68 79	72	N	Central Mich.	56 61	291	H	Georgetown	65 57
												330	H	Longwood	80 50
LAST 12 Division I GAMES:															
				61	H	Hampton	53 64	27	A	James Madison	68 79				
				26	N	Arkansas	55 74	330	H	Longwood	80 50				
				72	N	Central Mich.	56 61								
				291	H	Georgetown	65 57								
				285	H	Providence	75 59								

Non-Div I Games:

Richmond

Average RPI Win:	243	WON-LOST	WINNING	LAST 10	STRENGTH OF	OPP. STRENGTH	TEAM	ADJ.	CONF.	ADJ CONF.
Average RPI Loss:	162	RECORD	PCT. RANK	GAMES	SCHEDULE	OF SCHEDULE	RPI	RPI	RPI	RPI
DIV. I ONLY	2- 6	269	2- 6	273	162	273	273	25	25	
DIV. I NON-CONF.	2- 4	233	2- 4	228	184	217	217	18	18	
TOTALS	RPI 1-25	RPI 26-50	W-L RECORDS	RPI 51-100	RPI 101-150	RPI 150+				
2- 6	0- 0	0- 1	OVERALL	0- 1	1- 0	1- 4				
0- 2	0- 0	0- 0	HOME	0- 1	0- 0	0- 1				
2- 3	0- 0	0- 1	AWAY	0- 0	1- 0	1- 2				
0- 1	0- 0	0- 0	NEUTRAL	0- 0	0- 0	0- 1				
2- 4	0- 0	0- 1	NON-CONFERENCE	0- 1	1- 0	1- 2				
0- 1	0- 0	0- 0	HOME	0- 1	0- 0	0- 0				
2- 2	0- 0	0- 1	AWAY	0- 0	1- 0	1- 1				
0- 1	0- 0	0- 0	NEUTRAL	0- 0	0- 0	0- 1				
0- 2	0- 0	0- 0	CONFERENCE	0- 0	0- 0	0- 2				
0- 1	0- 0	0- 0	HOME	0- 0	0- 0	0- 1				
0- 1	0- 0	0- 0	AWAY	0- 0	0- 0	0- 1				
0- 0	0- 0	0- 0	NEUTRAL	0- 0	0- 0	0- 0				

RPI 1-25			RPI 26-50			RPI 51-100			RPI 101+			Team's RPI: 273
RPI	S	Opponent	Score	RPI	S	Opponent	Score	RPI	S	Opponent	Score	
				38	A	Seton Hall	47 66	66	H	Lafayette	48 66	
								150	A	Old Dominion	59 56	
								188	H	Iona	51 71	
								198	A	Marist	46 60	
								230	A	Towson	51 53	
								254	N	St. Francis Brooklyn	60 71	
								335	A	LIU Brooklyn	59 56	
LAST 12 Division I GAMES:												
198	A	Marist	46 60	188	H	Iona	51 71					
38	A	Seton Hall	47 66	335	A	LIU Brooklyn	59 56					
							150	A	Old Dominion	59 56		
							66	H	Lafayette	48 66		
							254	N	St. Francis Brooklyn	60 71		
							230	A	Towson	51 53		

Non-Div I Games:

Rider

■ Loss,
 ■ Non-Conf,
 S Site,
 ■ Home
 ■ Away
 N Neutral

Average RPI Win: 302		WON-LOST	WINNING	LAST 10	STRENGTH OF	OPP. STRENGTH	TEAM	ADJ.	CONF.	ADJ CONF.
Average RPI Loss: 113		RECORD	PCT. RANK	GAMES	SCHEDULE	OF SCHEDULE	RPI	RPI	RPI	RPI
DIV. I ONLY		2- 5	253	2- 5	98	259	162	162	29	29
DIV. I NON-CONF.		2- 5	251	2- 5	105	265	164	164	30	30
TOTALS	RPI 1-25	RPI 26-50		W-L RECORDS		RPI 51-100	RPI 101-150	RPI 150+		
2- 5	0- 0	0- 2		OVERALL		0- 0	0- 1	2- 2		
0- 1	0- 0	0- 0		HOME		0- 0	0- 0	0- 1		
2- 4	0- 0	0- 2		AWAY		0- 0	0- 1	2- 1		
0- 0	0- 0	0- 0		NEUTRAL		0- 0	0- 0	0- 0		
2- 5	0- 0	0- 2		NON-CONFERENCE		0- 0	0- 1	2- 2		
0- 1	0- 0	0- 0		HOME		0- 0	0- 0	0- 1		
2- 4	0- 0	0- 2		AWAY		0- 0	0- 1	2- 1		
0- 0	0- 0	0- 0		NEUTRAL		0- 0	0- 0	0- 0		
0- 0	0- 0	0- 0		CONFERENCE		0- 0	0- 0	0- 0		
0- 0	0- 0	0- 0		HOME		0- 0	0- 0	0- 0		
0- 0	0- 0	0- 0		AWAY		0- 0	0- 0	0- 0		
0- 0	0- 0	0- 0		NEUTRAL		0- 0	0- 0	0- 0		

[illegible]

Non-Div I Games:

Robert Morris

■ Loss, ■ Non-Conf, S Site, H Home A Away N Neutral

Average RPI Win:	176	WON-LOST	WINNING	LAST 10	STRENGTH OF	OPP. STRENGTH	TEAM	ADJ.	CONF.	ADJ CONF.
Average RPI Loss:	7	RECORD	PCT. RANK	GAMES	SCHEDULE	OF SCHEDULE	RPI	RPI	RPI	RPI
DIV. I ONLY	7- 1	22	7- 1	221	6	60	60	4	4	
DIV. I NON-CONF.	7- 1	21	7- 1	223	6	64	64	4	4	
TOTALS	RPI 1-25	RPI 26-50	W-L RECORDS	RPI 51-100	RPI 101-150	RPI 150+				
7- 1	0- 1	1- 0	OVERALL	0- 0	1- 0	5- 0				
4- 1	0- 1	0- 0	HOME	0- 0	1- 0	3- 0				
3- 0	0- 0	1- 0	AWAY	0- 0	0- 0	2- 0				
0- 0	0- 0	0- 0	NEUTRAL	0- 0	0- 0	0- 0				
7- 1	0- 1	1- 0	NON-CONFERENCE	0- 0	1- 0	5- 0				
4- 1	0- 1	0- 0	HOME	0- 0	1- 0	3- 0				
3- 0	0- 0	1- 0	AWAY	0- 0	0- 0	2- 0				
0- 0	0- 0	0- 0	NEUTRAL	0- 0	0- 0	0- 0				
0- 0	0- 0	0- 0	CONFERENCE	0- 0	0- 0	0- 0				
0- 0	0- 0	0- 0	HOME	0- 0	0- 0	0- 0				
0- 0	0- 0	0- 0	AWAY	0- 0	0- 0	0- 0				
0- 0	0- 0	0- 0	NEUTRAL	0- 0	0- 0	0- 0				

RPI 1-25				RPI 26-50				RPI 51-100				Team's RPI: 60	RPI 101+			
RPI	S	Opponent	Score	RPI	S	Opponent	Score	RPI	S	Opponent	Score		RPI	S	Opponent	Score
7	H	North Carolina	93 96	26	A	Arkansas	64 52						119	H	Saint Joseph's	76 52
													167	H	Davidson	100 44
													202	A	LSU	64 57
													208	H	Northeastern	74 60
													239	H	Colgate	60 44
													274	A	Wagner	81 53
LAST 12 Division I GAMES:																
				274	A	Wagner	81 53	26	A	Arkansas	64 52					
				202	A	LSU	64 57	7	H	North Carolina	93 96					
				208	H	Northeastern	74 60	167	H	Davidson	100 44					
				119	H	Saint Joseph's	76 52	239	H	Colgate	60 44					

Non-Div I Games:

Rutgers

S
I
U
E

Through Games Of Dec. 8, 2014										
SIUE		WON-LOST	WINNING	LAST 10	STRENGTH OF	OPP. STRENGTH	TEAM	ADJ.	CONF.	ADJ CONF.
Average RPI Win: 252		RECORD	PCT. RANK	GAMES	SCHEDULE	OF SCHEDULE	RPI	RPI	RPI	RPI
Average RPI Loss: 150										
DIV. I ONLY		2- 5	253	2- 5	266	151	283	283	28	28
DIV. I NON-CONF.		2- 5	251	2- 5	269	152	287	287	28	28

TOTALS	RPI 1-25		RPI 26-50		W-L RECORDS	RPI 51-100	RPI 101-150		RPI 150+	
2- 5	0- 0		0- 0		OVERALL	0- 2	0- 1		2- 2	
2- 0	0- 0		0- 0		HOME	0- 0	0- 0		2- 0	
0- 5	0- 0		0- 0		AWAY	0- 2	0- 1		0- 2	
0- 0	0- 0		0- 0		NEUTRAL	0- 0	0- 0		0- 0	
2- 5	0- 0		0- 0		NON-CONFERENCE	0- 2	0- 1		2- 2	
2- 0	0- 0		0- 0		HOME	0- 0	0- 0		2- 0	
0- 5	0- 0		0- 0		AWAY	0- 2	0- 1		0- 2	
0- 0	0- 0		0- 0		NEUTRAL	0- 0	0- 0		0- 0	
0- 0	0- 0		0- 0		CONFERENCE	0- 0	0- 0		0- 0	
0- 0	0- 0		0- 0		HOME	0- 0	0- 0		0- 0	
0- 0	0- 0		0- 0		AWAY	0- 0	0- 0		0- 0	
0- 0	0- 0		0- 0		NEUTRAL	0- 0	0- 0		0- 0	

RPI 1-25		RPI 26-50		RPI 51-100		RPI 101+		Team's RPI: 283		
RPI S	Opponent	Score	RPI S	Opponent	Score	RPI S	Opponent	Score		
						58 A	Kansas St.	55 81	114 A	Saint Louis 63 74
						99 A	Ill.-Chicago	52 63	179 H	Drake 74 60
									237 A	Missouri St. 69 75
									241 A	IUPUI 76 87
									325 H	Air Force 86 51

LAST 12 Division I GAMES:										
237 A	Missouri St.	69 75	241 A	IUPUI	76 87					
99 A	Ill.-Chicago	52 63	325 H	Air Force	86 51					
			179 H	Drake	74 60					
			114 A	Saint Louis	63 74					
			58 A	Kansas St.	55 81					

S
I
U
E

Non-Div I Games:

SIUE

Average RPI Win:	346	WON-LOST	WINNING	LAST 10	STRENGTH OF	OPP. STRENGTH	TEAM	ADJ.	CONF.	ADJ CONF.
Average RPI Loss:	78	RECORD	PCT. RANK	GAMES	SCHEDULE	OF SCHEDULE	RPI	RPI	RPI	RPI
DIV. I ONLY	1- 6	303	1- 6	32	222	210	210	20	20	
DIV. I NON-CONF.	1- 6	303	1- 6	34	226	208	208	21	21	
TOTALS	RPI 1-25	RPI 26-50	W-L RECORDS	RPI 51-100	RPI 101-150	RPI 150+				
1- 6	0- 2	0- 0	OVERALL	0- 3	0- 0	1- 1				
1- 1	0- 0	0- 0	HOME	0- 1	0- 0	1- 0				
0- 5	0- 2	0- 0	AWAY	0- 2	0- 0	0- 1				
0- 0	0- 0	0- 0	NEUTRAL	0- 0	0- 0	0- 0				
1- 6	0- 2	0- 0	NON-CONFERENCE	0- 3	0- 0	1- 1				
1- 1	0- 0	0- 0	HOME	0- 1	0- 0	1- 0				
0- 5	0- 2	0- 0	AWAY	0- 2	0- 0	0- 1				
0- 0	0- 0	0- 0	NEUTRAL	0- 0	0- 0	0- 0				
0- 0	0- 0	0- 0	CONFERENCE	0- 0	0- 0	0- 0				
0- 0	0- 0	0- 0	HOME	0- 0	0- 0	0- 0				
0- 0	0- 0	0- 0	AWAY	0- 0	0- 0	0- 0				
0- 0	0- 0	0- 0	NEUTRAL	0- 0	0- 0	0- 0				

RPI 1-25				RPI 26-50				RPI 51-100				RPI 101+ Team's RPI: 210			
RPI	S	Opponent	Score	RPI	S	Opponent	Score	RPI	S	Opponent	Score	RPI	S	Opponent	Score
16	A	California	94 107					57	A	CSUN	66 81	177	A	San Diego St.	91 99
23	A	St. Mary's (CA)	91 99					94	A	Oregon St.	61 109	346	H	New Mexico St.	93 85
								100	H	UC Davis	82 90				
LAST 12 Division I GAMES:															
57	A	CSUN	66 81	94	A	Oregon St.	61 109								
177	A	San Diego St.	91 99	16	A	California	94 107								
				23	A	St. Mary's (CA)	91 99								
				346	H	New Mexico St.	93 85								
				100	H	UC Davis	82 90								

Non-Div I Games:

Sacramento St.

Sacred Heart

Through Games Of Dec. 8, 2014

Average RPI Win:	217	WON-LOST	WINNING	LAST 10	STRENGTH OF	OPP. STRENGTH	TEAM	ADJ.	CONF.	ADJ CONF.
Average RPI Loss:	123	RECORD	PCT. RANK	GAMES	SCHEDULE	OF SCHEDULE	RPI	RPI	RPI	RPI
DIV. I ONLY	3- 3	155	0- 1	174	153	151	151	29	29	
DIV. I NON-CONF.	3- 3	155	0- 1	179	154	153	153	30	30	
TOTALS	RPI 1-25	RPI 26-50	W-L RECORDS	RPI 51-100	RPI 101-150	RPI 150+				
3- 3	0- 0	0- 1	OVERALL	0- 1	0- 0	3- 1				
1- 1	0- 0	0- 1	HOME	0- 0	0- 0	1- 0				
2- 1	0- 0	0- 0	AWAY	0- 0	0- 0	2- 1				
0- 1	0- 0	0- 0	NEUTRAL	0- 1	0- 0	0- 0				
3- 3	0- 0	0- 1	NON-CONFERENCE	0- 1	0- 0	3- 1				
1- 1	0- 0	0- 1	HOME	0- 0	0- 0	1- 0				
2- 1	0- 0	0- 0	AWAY	0- 0	0- 0	2- 1				
0- 1	0- 0	0- 0	NEUTRAL	0- 1	0- 0	0- 0				
0- 0	0- 0	0- 0	CONFERENCE	0- 0	0- 0	0- 0				
0- 0	0- 0	0- 0	HOME	0- 0	0- 0	0- 0				
0- 0	0- 0	0- 0	AWAY	0- 0	0- 0	0- 0				
0- 0	0- 0	0- 0	NEUTRAL	0- 0	0- 0	0- 0				

RPI 1-25			RPI 26-50			RPI 51-100			RPI 101+			Team's RPI: 151
RPI	S	Opponent	Score	RPI	S	Opponent	Score	RPI	S	Opponent	Score	
				44	H	Lehigh	77 85	81	N	Drexel	54 61	165 A Maine 59 58
												188 A Iona 82 80
												243 A Brown 56 66
												298 H Vermont 76 66
LAST 12 Division I GAMES:												
				81	N	Drexel	54 61	165	A	Maine	59 58	
				243	A	Brown	56 66	188	A	Iona	82 80	
				298	H	Vermont	76 66					
				44	H	Lehigh	77 85					

Non-Div I Games: Bridgeport 84 41

Sacred Heart

Loss, Non-Conf, S Site, H Home A Away N Neutral

Average RPI Win:	0	WON-LOST	WINNING	LAST 10	STRENGTH OF	OPP. STRENGTH	TEAM	ADJ.	CONF.	ADJ CONF.
Average RPI Loss:	194	RECORD	PCT. RANK	GAMES	SCHEDULE	OF SCHEDULE	RPI	RPI	RPI	RPI
DIV. I ONLY	0- 6	328	0- 6	161	314	320	320	29	29	
DIV. I NON-CONF.	0- 6	325	0- 6	163	312	318	318	30	30	
TOTALS	RPI 1-25	RPI 26-50	W-L RECORDS	RPI 51-100	RPI 101-150	RPI 150+				
0- 6	0- 0	0- 0	OVERALL	0- 1	0- 1	0- 4				
0- 4	0- 0	0- 0	HOME	0- 0	0- 0	0- 4				
0- 2	0- 0	0- 0	AWAY	0- 1	0- 1	0- 0				
0- 0	0- 0	0- 0	NEUTRAL	0- 0	0- 0	0- 0				
0- 6	0- 0	0- 0	NON-CONFERENCE	0- 1	0- 1	0- 4				
0- 4	0- 0	0- 0	HOME	0- 0	0- 0	0- 4				
0- 2	0- 0	0- 0	AWAY	0- 1	0- 1	0- 0				
0- 0	0- 0	0- 0	NEUTRAL	0- 0	0- 0	0- 0				
0- 0	0- 0	0- 0	CONFERENCE	0- 0	0- 0	0- 0				
0- 0	0- 0	0- 0	HOME	0- 0	0- 0	0- 0				
0- 0	0- 0	0- 0	AWAY	0- 0	0- 0	0- 0				
0- 0	0- 0	0- 0	NEUTRAL	0- 0	0- 0	0- 0				

RPI 1-25			RPI 26-50			RPI 51-100			RPI 101+			Team's RPI: 320
RPI	S	Opponent	Score	RPI	S	Opponent	Score	RPI	S	Opponent	Score	
						96 A Tennessee	44 111			103 A Ohio St.	97 113	
										160 H East Tenn. St.	63 79	
										224 H Buffalo	80 88	
										263 H Canisius	74 87	
										316 H George Mason	77 86	
LAST 12 Division I GAMES:												
224	H	Buffalo	80 88	316	H	George Mason	77 86					
103	A	Ohio St.	97 113	96	A	Tennessee	44 111					
				263	H	Canisius	74 87					
				160	H	East Tenn. St.	63 79					

Non-Div I Games:

Saint Francis (PA)

Saint Joseph's

Through Games Of Dec. 8, 2014

Average RPI Win:	233	WON-LOST	WINNING	LAST 10	STRENGTH OF	OPP. STRENGTH	TEAM	ADJ.	CONF.	ADJ CONF.
Average RPI Loss:	72	RECORD	PCT. RANK	GAMES	SCHEDULE	OF SCHEDULE	RPI	RPI	RPI	RPI
DIV. I ONLY	3- 5	221	0- 1	35	220	119	119	8	8	
DIV. I NON-CONF.	3- 5	219	0- 1	36	224	123	123	8	8	
TOTALS	RPI 1-25	RPI 26-50	W-L RECORDS	RPI 51-100	RPI 101-150	RPI 150+				
3- 5	0- 0	0- 2	OVERALL	0- 2	0- 1	3- 0				
2- 1	0- 0	0- 1	HOME	0- 0	0- 0	2- 0				
0- 4	0- 0	0- 1	AWAY	0- 2	0- 1	0- 0				
1- 0	0- 0	0- 0	NEUTRAL	0- 0	0- 0	1- 0				
3- 5	0- 0	0- 2	NON-CONFERENCE	0- 2	0- 1	3- 0				
2- 1	0- 0	0- 1	HOME	0- 0	0- 0	2- 0				
0- 4	0- 0	0- 1	AWAY	0- 2	0- 1	0- 0				
1- 0	0- 0	0- 0	NEUTRAL	0- 0	0- 0	1- 0				
0- 0	0- 0	0- 0	CONFERENCE	0- 0	0- 0	0- 0				
0- 0	0- 0	0- 0	HOME	0- 0	0- 0	0- 0				
0- 0	0- 0	0- 0	AWAY	0- 0	0- 0	0- 0				
0- 0	0- 0	0- 0	NEUTRAL	0- 0	0- 0	0- 0				

RPI 1-25				RPI 26-50				RPI 51-100				RPI 101+				Team's RPI: 119	
RPI	S	Opponent	Score	RPI	S	Opponent	Score	RPI	S	Opponent	Score	RPI	S	Opponent	Score		
				38	A	Seton Hall	60 77	60	A	Rutgers	52 76	137	A	Liberty	75 76		
				44	H	Lehigh	71 73	81	A	Drexel	63 76	197	H	Temple	78 74		
												247	H	Villanova	58 54		
												254	N	St. Francis Brooklyn	64 42		
LAST 12 Division I GAMES:																	
				38	A	Seton Hall	60 77	81	A	Drexel	63 76						
				247	H	Villanova	58 54	137	A	Liberty	75 76						
				44	H	Lehigh	71 73	197	H	Temple	78 74						
				254	N	St. Francis Brooklyn	64 42	60	A	Rutgers	52 76						

Non-Div I Games:

Saint Joseph's

■ Loss,
 ■ Non-Conf,
 ■ S Site,
 ■ H Home
 ■ A Away
 N Neutral

Saint Louis

Through Games Of Dec. 8, 2014

Average RPI Win:	267	WON-LOST	WINNING	LAST 10	STRENGTH OF	OPP. STRENGTH	TEAM	ADJ.	CONF.	ADJ CONF.
Average RPI Loss:	82	RECORD	PCT. RANK	GAMES	SCHEDULE	OF SCHEDULE	RPI	RPI	RPI	RPI
DIV. I ONLY	3- 4	190	3- 4	62	256	114	114	8	8	
DIV. I NON-CONF.	3- 4	188	3- 4	65	260	116	116	8	8	
TOTALS	RPI 1-25	RPI 26-50	W-L RECORDS	RPI 51-100	RPI 101-150	RPI 150+				
3- 4	0- 0	0- 1	OVERALL	0- 2	0- 1	3- 0				
1- 1	0- 0	0- 0	HOME	0- 1	0- 0	1- 0				
2- 3	0- 0	0- 1	AWAY	0- 1	0- 1	2- 0				
0- 0	0- 0	0- 0	NEUTRAL	0- 0	0- 0	0- 0				
3- 4	0- 0	0- 1	NON-CONFERENCE	0- 2	0- 1	3- 0				
1- 1	0- 0	0- 0	HOME	0- 1	0- 0	1- 0				
2- 3	0- 0	0- 1	AWAY	0- 1	0- 1	2- 0				
0- 0	0- 0	0- 0	NEUTRAL	0- 0	0- 0	0- 0				
0- 0	0- 0	0- 0	CONFERENCE	0- 0	0- 0	0- 0				
0- 0	0- 0	0- 0	HOME	0- 0	0- 0	0- 0				
0- 0	0- 0	0- 0	AWAY	0- 0	0- 0	0- 0				
0- 0	0- 0	0- 0	NEUTRAL	0- 0	0- 0	0- 0				

RPI 1-25				RPI 26-50				RPI 51-100				RPI 101+				Team's RPI: 114	
RPI	S	Opponent	Score	RPI	S	Opponent	Score	RPI	S	Opponent	Score	RPI	S	Opponent	Score		
				37	A	Vanderbilt	57 75	56	A	Indiana St.	60 63	140	A	Missouri	55 74		
								93	H	Mercer	75 80	258	A	Tulsa	63 58		
												259	A	Southeast Mo. St.	74 56		
												283	H	SIUE	74 63		
LAST 12 Division I GAMES:																	
				93	H	Mercer	75 80	140	A	Missouri	55 74						
				37	A	Vanderbilt	57 75	258	A	Tulsa	63 58						
				259	A	Southeast Mo. St.	74 56										
				283	H	SIUE	74 63										
				56	A	Indiana St.	60 63										

Non-Div I Games: Mo.-St. Louis 68 49

Saint Louis

■ Loss,
 ■ Non-Conf,
 ■ S Site,
 ■ H Home
 ■ A Away
 N Neutral

Saint Peter's

Through Games Of Dec. 8, 2014

Average RPI Win:	0	WON-LOST	WINNING	LAST 10	STRENGTH OF	OPP. STRENGTH	TEAM	ADJ.	CONF.	ADJ CONF.
Average RPI Loss:	177	RECORD	PCT. RANK	GAMES	SCHEDULE	OF SCHEDULE	RPI	RPI	RPI	RPI
DIV. I ONLY	0- 6	328	0- 6	121	306	310	310	25	25	
DIV. I NON-CONF.	0- 4	325	0- 4	58	264	277	277	18	18	
TOTALS	RPI 1-25	RPI 26-50	W-L RECORDS	RPI 51-100	RPI 101-150	RPI 150+				
0- 6	0- 0	0- 2	OVERALL	0- 0	0- 0	0- 4				
0- 1	0- 0	0- 1	HOME	0- 0	0- 0	0- 0				
0- 4	0- 0	0- 0	AWAY	0- 0	0- 0	0- 0				
0- 1	0- 0	0- 0	NEUTRAL	0- 0	0- 0	0- 1				
0- 4	0- 0	0- 2	NON-CONFERENCE	0- 0	0- 0	0- 2				
0- 1	0- 0	0- 1	HOME	0- 0	0- 0	0- 0				
0- 2	0- 0	0- 1	AWAY	0- 0	0- 0	0- 1				
0- 1	0- 0	0- 0	NEUTRAL	0- 0	0- 0	0- 1				
0- 2	0- 0	0- 0	CONFERENCE	0- 0	0- 0	0- 2				
0- 0	0- 0	0- 0	HOME	0- 0	0- 0	0- 0				
0- 2	0- 0	0- 0	AWAY	0- 0	0- 0	0- 2				
0- 0	0- 0	0- 0	NEUTRAL	0- 0	0- 0	0- 0				

RPI 1-25			RPI 26-50			RPI 51-100			RPI 101+			Team's RPI: 310
RPI	S	Opponent	Score	RPI	S	Opponent	Score	RPI	S	Opponent	Score	
				38	A	Seton Hall	45 75					
				44	H	Lehigh	58 70					
LAST 12 Division I GAMES:												
				263	A	Canisius	50 75	196	A	Niagara	40 73	
								254	N	St. Francis Brooklyn	36 48	
								38	A	Seton Hall	45 75	
								44	H	Lehigh	58 70	
								265	A	Stony Brook	40 56	

Non-Div I Games:

Saint Peter's

■ Loss,
 ■ Non-Conf,
 ■ S Site,
 ■ H Home
 ■ A Away
 N Neutral

Average RPI Win:	308	WON-LOST	WINNING	LAST 10	STRENGTH OF	OPP. STRENGTH	TEAM	ADJ.	CONF.	ADJ CONF.
Average RPI Loss:	134	RECORD	PCT. RANK	GAMES	SCHEDULE	OF SCHEDULE	RPI	RPI	RPI	RPI
DIV. I ONLY	2- 5	253	2- 5	224	182	275	275	26	26	
DIV. I NON-CONF.	2- 5	251	2- 5	226	183	278	278	26	26	
TOTALS	RPI 1-25	RPI 26-50	W-L RECORDS	RPI 51-100	RPI 101-150	RPI 150+				
2- 5	0- 1	0- 1	OVERALL	0- 0	0- 0	2- 3				
2- 0	0- 0	0- 0	HOME	0- 0	0- 0	2- 0				
0- 3	0- 0	0- 1	AWAY	0- 0	0- 0	0- 2				
0- 2	0- 1	0- 0	NEUTRAL	0- 0	0- 0	0- 1				
2- 5	0- 1	0- 1	NON-CONFERENCE	0- 0	0- 0	2- 3				
2- 0	0- 0	0- 0	HOME	0- 0	0- 0	2- 0				
0- 3	0- 0	0- 1	AWAY	0- 0	0- 0	0- 2				
0- 2	0- 1	0- 0	NEUTRAL	0- 0	0- 0	0- 1				
0- 0	0- 0	0- 0	CONFERENCE	0- 0	0- 0	0- 0				
0- 0	0- 0	0- 0	HOME	0- 0	0- 0	0- 0				
0- 0	0- 0	0- 0	AWAY	0- 0	0- 0	0- 0				
0- 0	0- 0	0- 0	NEUTRAL	0- 0	0- 0	0- 0				

RPI S	Opponent	Score	RPI S	Opponent	Score	RPI S	Opponent	Score	RPI S	Opponent	Score	Team's RPI: 275
4 N	Southern California	67 88	48 A	South Dakota St.	49 60				152 A	La.-Lafayette	46 65	
									202 A	LSU	45 71	
									266 N	Florida A&M	67 69	
									308 H	Texas Southern	61 54	
									308 H	Texas Southern	61 54	
LAST 12 Division I GAMES:												
308 H	Texas Southern	61 54	152 A	La.-Lafayette	46 65							
266 N	Florida A&M	67 69										
4 N	Southern California	67 88										
48 A	South Dakota St.	49 60										
202 A	LSU	45 71										
308 H	Texas Southern	61 54										

Non-Div I Games: Wiley 48 65

Sam Houston St.

Average RPI Win:	249	WON-LOST	WINNING	LAST 10	STRENGTH OF	OPP. STRENGTH	TEAM	ADJ.	CONF.	ADJ CONF.
Average RPI Loss:	169	RECORD	PCT. RANK	GAMES	SCHEDULE	OF SCHEDULE	RPI	RPI	RPI	RPI
DIV. I ONLY	5- 3	109	5- 3	313	181	215	215	22	22	
DIV. I NON-CONF.	5- 3	114	5- 3	314	182	213	213	23	23	
TOTALS	RPI 1-25	RPI 26-50	W-L RECORDS	RPI 51-100	RPI 101-150	RPI 150+				
5- 3	0- 0	0- 0	OVERALL	0- 0	0- 1	5- 2				
4- 0	0- 0	0- 0	HOME	0- 0	0- 0	4- 0				
0- 3	0- 0	0- 0	AWAY	0- 0	0- 1	0- 2				
1- 0	0- 0	0- 0	NEUTRAL	0- 0	0- 0	1- 0				
5- 3	0- 0	0- 0	NON-CONFERENCE	0- 0	0- 1	5- 2				
4- 0	0- 0	0- 0	HOME	0- 0	0- 0	4- 0				
0- 3	0- 0	0- 0	AWAY	0- 0	0- 1	0- 2				
1- 0	0- 0	0- 0	NEUTRAL	0- 0	0- 0	1- 0				
0- 0	0- 0	0- 0	CONFERENCE	0- 0	0- 0	0- 0				
0- 0	0- 0	0- 0	HOME	0- 0	0- 0	0- 0				
0- 0	0- 0	0- 0	AWAY	0- 0	0- 0	0- 0				
0- 0	0- 0	0- 0	NEUTRAL	0- 0	0- 0	0- 0				

RPI 1-25			RPI 26-50			RPI 51-100			RPI 101+			Team's RPI: 215
RPI	S	Opponent	Score	RPI	S	Opponent	Score	RPI	S	Opponent	Score	
								129	A	Memphis	48	64
								186	A	Georgia St.	56	61
								191	A	Troy	67	76
								207	H	North Florida	81	47
								216	H	UAB	70	41
								238	N	Penn St.	59	56
								249	H	UT Martin	79	75
								333	H	Alabama A&M	61	50
LAST 12 Division I GAMES:												
333	H	Alabama A&M	61	50	216	H	UAB	70	41			
129	A	Memphis	48	64	191	A	Troy	67	76			
					238	N	Penn St.	59	56			
					186	A	Georgia St.	56	61			
					249	H	UT Martin	79	75			
					207	H	North Florida	81	47			

Non-Div I Games:

Samford

Average RPI Win:	183	WON-LOST	WINNING	LAST 10	STRENGTH OF	OPP. STRENGTH	TEAM	ADJ.	CONF.	ADJ CONF.
Average RPI Loss:	8	RECORD	PCT. RANK	GAMES	SCHEDULE	OF SCHEDULE	RPI	RPI	RPI	RPI
DIV. I ONLY	5- 1	43	5- 1	136	142	62	62	6	6	
DIV. I NON-CONF.	5- 1	43	5- 1	139	142	65	65	6	6	
TOTALS	RPI 1-25	RPI 26-50	W-L RECORDS	RPI 51-100	RPI 101-150	RPI 150+				
5- 1	0- 1	0- 0	OVERALL	1- 0	2- 0	2- 0				
3- 1	0- 1	0- 0	HOME	0- 0	2- 0	1- 0				
2- 0	0- 0	0- 0	AWAY	1- 0	0- 0	1- 0				
0- 0	0- 0	0- 0	NEUTRAL	0- 0	0- 0	0- 0				
5- 1	0- 1	0- 0	NON-CONFERENCE	1- 0	2- 0	2- 0				
3- 1	0- 1	0- 0	HOME	0- 0	2- 0	1- 0				
2- 0	0- 0	0- 0	AWAY	1- 0	0- 0	1- 0				
0- 0	0- 0	0- 0	NEUTRAL	0- 0	0- 0	0- 0				
0- 0	0- 0	0- 0	CONFERENCE	0- 0	0- 0	0- 0				
0- 0	0- 0	0- 0	HOME	0- 0	0- 0	0- 0				
0- 0	0- 0	0- 0	AWAY	0- 0	0- 0	0- 0				
0- 0	0- 0	0- 0	NEUTRAL	0- 0	0- 0	0- 0				

RPI 1-25				RPI 26-50				RPI 51-100				Team's RPI: 62		RPI 101+			
RPI	S	Opponent	Score	RPI	S	Opponent	Score	RPI	S	Opponent	Score			RPI	S	Opponent	Score
8	H	Fresno St.	88 93					85	A	Idaho	58 52			118	H	Montana St.	79 64
														132	H	Dartmouth	78 53
														260	H	Cal St. Fullerton	60 54
														319	A	Weber St.	59 50
LAST 12 Division I GAMES:																	
				319	A	Weber St.	59 50					85	A	Idaho		58 52	
				132	H	Dartmouth	78 53					260	H	Cal St. Fullerton		60 54	
				8	H	Fresno St.	88 93										
				118	H	Montana St.	79 64										

Non-Div I Games: Cal St. San Marcos 82 42

San Diego

Average RPI Win:	269	WON-LOST	WINNING	LAST 10	STRENGTH OF	OPP. STRENGTH	TEAM	ADJ.	CONF.	ADJ CONF.
Average RPI Loss:	33	RECORD	PCT. RANK	GAMES	SCHEDULE	OF SCHEDULE	RPI	RPI	RPI	RPI
DIV. I ONLY	3- 4	190	3- 4	159	44	177	177	23	23	
DIV. I NON-CONF.	3- 4	188	3- 4	161	45	178	178	24	24	
TOTALS	RPI 1-25	RPI 26-50	W-L RECORDS	RPI 51-100	RPI 101-150	RPI 150+				
3- 4	0- 2	0- 1	OVERALL	0- 1	0- 0	3- 0				
2- 1	0- 0	0- 1	HOME	0- 0	0- 0	2- 0				
0- 2	0- 1	0- 0	AWAY	0- 1	0- 0	0- 0				
1- 1	0- 1	0- 0	NEUTRAL	0- 0	0- 0	1- 0				
3- 4	0- 2	0- 1	NON-CONFERENCE	0- 1	0- 0	3- 0				
2- 1	0- 0	0- 1	HOME	0- 0	0- 0	2- 0				
0- 2	0- 1	0- 0	AWAY	0- 1	0- 0	0- 0				
1- 1	0- 1	0- 0	NEUTRAL	0- 0	0- 0	1- 0				
0- 0	0- 0	0- 0	CONFERENCE	0- 0	0- 0	0- 0				
0- 0	0- 0	0- 0	HOME	0- 0	0- 0	0- 0				
0- 0	0- 0	0- 0	AWAY	0- 0	0- 0	0- 0				
0- 0	0- 0	0- 0	NEUTRAL	0- 0	0- 0	0- 0				

RPI 1-25				RPI 26-50				RPI 51-100				RPI 101+ Team's RPI: 177			
RPI	S	Opponent	Score	RPI	S	Opponent	Score	RPI	S	Opponent	Score	RPI	S	Opponent	Score
9	A	South Carolina	38 89	49	H	Long Beach St.	62 74	63	A	Furman	43 60	210	H	Sacramento St.	99 91
11	N	Michigan	50 70									277	N	Idaho St.	68 53
												321	H	UC Santa Barbara	64 58
LAST 12 Division I GAMES:															
63	A	Furman	43 60	321	H	UC Santa Barbara	64 58								
49	H	Long Beach St.	62 74	11	N	Michigan	50 70								
210	H	Sacramento St.	99 91	277	N	Idaho St.	68 53								
				9	A	South Carolina	38 89								

Non-Div I Games:

San Diego St.

San Francisco

Through Games Of Dec. 8, 2014

Average RPI Win:	238	WON-LOST	WINNING	LAST 10	STRENGTH OF	OPP. STRENGTH	TEAM	ADJ.	CONF.	ADJ CONF.
Average RPI Loss:	46	RECORD	PCT. RANK	GAMES	SCHEDULE	OF SCHEDULE	RPI	RPI	RPI	RPI
DIV. I ONLY	4- 2	90	4- 2	131	156	71	71	6	6	
DIV. I NON-CONF.	4- 2	91	4- 2	135	157	73	73	6	6	
TOTALS	RPI 1-25	RPI 26-50	W-L RECORDS	RPI 51-100	RPI 101-150	RPI 150+				
4- 2	0- 0	0- 2	OVERALL	1- 0	0- 0	3- 0				
3- 0	0- 0	0- 0	HOME	0- 0	0- 0	3- 0				
1- 2	0- 0	0- 2	AWAY	1- 0	0- 0	0- 0				
0- 0	0- 0	0- 0	NEUTRAL	0- 0	0- 0	0- 0				
4- 2	0- 0	0- 2	NON-CONFERENCE	1- 0	0- 0	3- 0				
3- 0	0- 0	0- 0	HOME	0- 0	0- 0	3- 0				
1- 2	0- 0	0- 2	AWAY	1- 0	0- 0	0- 0				
0- 0	0- 0	0- 0	NEUTRAL	0- 0	0- 0	0- 0				
0- 0	0- 0	0- 0	CONFERENCE	0- 0	0- 0	0- 0				
0- 0	0- 0	0- 0	HOME	0- 0	0- 0	0- 0				
0- 0	0- 0	0- 0	AWAY	0- 0	0- 0	0- 0				
0- 0	0- 0	0- 0	NEUTRAL	0- 0	0- 0	0- 0				

RPI 1-25				RPI 26-50				RPI 51-100				Team's RPI: 71		RPI 101+			
RPI	S	Opponent	Score	RPI	S	Opponent	Score	RPI	S	Opponent	Score	RPI	S	Opponent	Score		
				43	A	UC Riverside	53 66	100	A	UC Davis	73 70	253	H	Nevada	63 48		
				49	A	Long Beach St.	58 70					294	H	Columbia	70 65		
												303	H	Utah Valley	69 50		
LAST 12 Division I GAMES:																	
				49	A	Long Beach St.	58 70	253	H	Nevada	63 48						
				100	A	UC Davis	73 70	43	A	UC Riverside	53 66						
				303	H	Utah Valley	69 50	294	H	Columbia	70 65						

Non-Div I Games: Cal St. Monterey Ba85 48 Sonoma St. 83 42

San Francisco

Loss, Non-Conf, S Site, H Home A Away N Neutral

Average RPI Win:	312	WON-LOST	WINNING	LAST 10	STRENGTH OF	OPP. STRENGTH	TEAM	ADJ.	CONF.	ADJ CONF.
Average RPI Loss:	90	RECORD	PCT. RANK	GAMES	SCHEDULE	OF SCHEDULE	RPI	RPI	RPI	RPI
DIV. I ONLY	3- 4	190	3- 4	205	193	172	172	23	23	
DIV. I NON-CONF.	3- 4	188	3- 4	210	194	174	174	24	24	
TOTALS	RPI 1-25	RPI 26-50	W-L RECORDS	RPI 51-100	RPI 101-150	RPI 150+				
3- 4	0- 1	0- 2	OVERALL	0- 0	0- 0	3- 1				
1- 0	0- 0	0- 0	HOME	0- 0	0- 0	1- 0				
1- 4	0- 1	0- 2	AWAY	0- 0	0- 0	1- 1				
1- 0	0- 0	0- 0	NEUTRAL	0- 0	0- 0	1- 0				
3- 4	0- 1	0- 2	NON-CONFERENCE	0- 0	0- 0	3- 1				
1- 0	0- 0	0- 0	HOME	0- 0	0- 0	1- 0				
1- 4	0- 1	0- 2	AWAY	0- 0	0- 0	1- 1				
1- 0	0- 0	0- 0	NEUTRAL	0- 0	0- 0	1- 0				
0- 0	0- 0	0- 0	CONFERENCE	0- 0	0- 0	0- 0				
0- 0	0- 0	0- 0	HOME	0- 0	0- 0	0- 0				
0- 0	0- 0	0- 0	AWAY	0- 0	0- 0	0- 0				
0- 0	0- 0	0- 0	NEUTRAL	0- 0	0- 0	0- 0				

RPI 1-25				RPI 26-50				RPI 51-100				RPI 101+ Team's RPI: 172			
RPI	S	Opponent	Score	RPI	S	Opponent	Score	RPI	S	Opponent	Score	RPI	S	Opponent	Score
16	A	California	87 110	43	A	UC Riverside	80 100					251	A	Utah	87 100
				50	A	Colorado	89 97					294	H	Columbia	119 76
												304	A	UC Irvine	91 65
												338	N	Cincinnati	79 54
LAST 12 Division I GAMES:															
304	A	UC Irvine	91 65	50	A	Colorado	89 97								
43	A	UC Riverside	80 100	338	N	Cincinnati	79 54								
294	H	Columbia	119 76	16	A	California	87 110								
251	A	Utah	87 100												

Non-Div I Games: Southern Ore. 110 91

San Jose St.

Santa Clara

Through Games Of Dec. 8, 2014

Average RPI Win:	237	WON-LOST	WINNING	LAST 10	STRENGTH OF	OPP. STRENGTH	TEAM	ADJ.	CONF.	ADJ CONF.
Average RPI Loss:	118	RECORD	PCT. RANK	GAMES	SCHEDULE	OF SCHEDULE	RPI	RPI	RPI	RPI
DIV. I ONLY	4- 2	90	1- 0	291	70	153	153	6	6	
DIV. I NON-CONF.	4- 2	91	1- 0	292	69	155	155	6	6	
TOTALS	RPI 1-25	RPI 26-50	W-L RECORDS	RPI 51-100	RPI 101-150	RPI 150+				
4- 2	0- 0	0- 1	OVERALL	1- 0	0- 0	3- 1				
0- 1	0- 0	0- 0	HOME	0- 0	0- 0	0- 1				
2- 1	0- 0	0- 1	AWAY	0- 0	0- 0	2- 0				
2- 0	0- 0	0- 0	NEUTRAL	1- 0	0- 0	1- 0				
4- 2	0- 0	0- 1	NON-CONFERENCE	1- 0	0- 0	3- 1				
0- 1	0- 0	0- 0	HOME	0- 0	0- 0	0- 1				
2- 1	0- 0	0- 1	AWAY	0- 0	0- 0	2- 0				
2- 0	0- 0	0- 0	NEUTRAL	1- 0	0- 0	1- 0				
0- 0	0- 0	0- 0	CONFERENCE	0- 0	0- 0	0- 0				
0- 0	0- 0	0- 0	HOME	0- 0	0- 0	0- 0				
0- 0	0- 0	0- 0	AWAY	0- 0	0- 0	0- 0				
0- 0	0- 0	0- 0	NEUTRAL	0- 0	0- 0	0- 0				

RPI 1-25			RPI 26-50			RPI 51-100			RPI 101+			Team's RPI: 153
RPI	S	Opponent	Score	RPI	S	Opponent	Score	RPI	S	Opponent	Score	
				43	A	UC Riverside	69 80	100	N	UC Davis	79 76	
								193	H	Cal Poly	73 79	
								202	N	LSU	69 67	
								321	A	UC Santa Barbara	47 33	
								325	A	Air Force	85 64	
LAST 12 Division I GAMES:												
				325	A	Air Force	85 64	193	H	Cal Poly	73 79	
				100	N	UC Davis	79 76	202	N	LSU	69 67	
								321	A	UC Santa Barbara	47 33	
								43	A	UC Riverside	69 80	

Non-Div I Games: San Fran. St. 87 41

Santa Clara

Loss, Non-Conf, S Site, H Home A Away N Neutral

Average RPI Win:	198	WON-LOST	WINNING	LAST 10	STRENGTH OF	OPP. STRENGTH	TEAM	ADJ.	CONF.	ADJ CONF.
Average RPI Loss:	116	RECORD	PCT. RANK	GAMES	SCHEDULE	OF SCHEDULE	RPI	RPI	RPI	RPI
DIV. I ONLY	3- 2	123	3- 2	209	135	157	157	30	30	
DIV. I NON-CONF.	3- 1	55	3- 1	71	177	35	35	29	29	
TOTALS	RPI 1-25	RPI 26-50	W-L RECORDS	RPI 51-100	RPI 101-150	RPI 150+				
3- 2	0- 0	0- 1	OVERALL	0- 0	0- 0	3- 1				
2- 1	0- 0	0- 0	HOME	0- 0	0- 0	2- 1				
1- 1	0- 0	0- 1	AWAY	0- 0	0- 0	1- 0				
0- 0	0- 0	0- 0	NEUTRAL	0- 0	0- 0	0- 0				
3- 1	0- 0	0- 1	NON-CONFERENCE	0- 0	0- 0	3- 0				
2- 0	0- 0	0- 0	HOME	0- 0	0- 0	2- 0				
1- 1	0- 0	0- 1	AWAY	0- 0	0- 0	1- 0				
0- 0	0- 0	0- 0	NEUTRAL	0- 0	0- 0	0- 0				
0- 1	0- 0	0- 0	CONFERENCE	0- 0	0- 0	0- 1				
0- 1	0- 0	0- 0	HOME	0- 0	0- 0	0- 1				
0- 0	0- 0	0- 0	AWAY	0- 0	0- 0	0- 0				
0- 0	0- 0	0- 0	NEUTRAL	0- 0	0- 0	0- 0				

RPI 1-25			RPI 26-50			RPI 51-100			RPI 101+			Team's RPI: 157
RPI	S	Opponent	Score	RPI	S	Opponent	Score	RPI	S	Opponent	Score	
				26	A	Arkansas	46 75					
								170	H	Florida	68 58	
								191	A	Troy	83 80	
								206	H	Bethune-Cookman	52 59	
								233	H	Alabama St.	71 62	
LAST 12 Division I GAMES:												
				191	A	Troy	83 80	206	H	Bethune-Cookman	52 59	
				233	H	Alabama St.	71 62	170	H	Florida	68 58	
				26	A	Arkansas	46 75					

Non-Div I Games: Columbia (SC) 106 60

Savannah St.

Average RPI Win:	268	WON-LOST	WINNING	LAST 10	STRENGTH OF	OPP. STRENGTH	TEAM	ADJ.	CONF.	ADJ CONF.
Average RPI Loss:	67	RECORD	PCT. RANK	GAMES	SCHEDULE	OF SCHEDULE	RPI	RPI	RPI	RPI
DIV. I ONLY	2- 5	253	2- 5	138	58	222	222	33	33	
DIV. I NON-CONF.	2- 5	251	2- 5	141	59	224	224	33	33	
TOTALS	RPI 1-25	RPI 26-50	W-L RECORDS	RPI 51-100	RPI 101-150	RPI 150+				
2- 5	0- 1	0- 1	OVERALL	0- 2	0- 1	2- 0				
2- 2	0- 1	0- 0	HOME	0- 1	0- 0	2- 0				
0- 3	0- 0	0- 1	AWAY	0- 1	0- 1	0- 0				
0- 0	0- 0	0- 0	NEUTRAL	0- 0	0- 0	0- 0				
2- 5	0- 1	0- 1	NON-CONFERENCE	0- 2	0- 1	2- 0				
2- 2	0- 1	0- 0	HOME	0- 1	0- 0	2- 0				
0- 3	0- 0	0- 1	AWAY	0- 1	0- 1	0- 0				
0- 0	0- 0	0- 0	NEUTRAL	0- 0	0- 0	0- 0				
0- 0	0- 0	0- 0	CONFERENCE	0- 0	0- 0	0- 0				
0- 0	0- 0	0- 0	HOME	0- 0	0- 0	0- 0				
0- 0	0- 0	0- 0	AWAY	0- 0	0- 0	0- 0				
0- 0	0- 0	0- 0	NEUTRAL	0- 0	0- 0	0- 0				

RPI 1-25				RPI 26-50				RPI 51-100				RPI 101+ Team's RPI: 222			
RPI	S	Opponent	Score	RPI	S	Opponent	Score	RPI	S	Opponent	Score	RPI	S	Opponent	Score
12	H	Washington	69 102	49	A	Long Beach St.	73 85	73	A	Washington St.	62 82	118	A	Montana St.	61 74
								85	H	Idaho	50 65	264	H	Portland St.	54 47
												272	H	Loyola Marymount	62 57
LAST 12 Division I GAMES:															
272	H	Loyola Marymount	62 57	118	A	Montana St.	61 74	73	A	Washington St.	62 82	264	H	Portland St.	54 47
12	H	Washington	69 102	49	A	Long Beach St.	73 85								
85	H	Idaho	50 65												

Non-Div I Games:

Seattle

Average RPI Win:	167	WON-LOST	WINNING	LAST 10	STRENGTH OF	OPP. STRENGTH	TEAM	ADJ.	CONF.	ADJ CONF.
Average RPI Loss:	41	RECORD	PCT. RANK	GAMES	SCHEDULE	OF SCHEDULE	RPI	RPI	RPI	RPI
DIV. I ONLY	8- 1	16	1- 1	167	96	38	38	14	14	
DIV. I NON-CONF.	7- 1	21	1- 1	178	128	48	48	14	14	
TOTALS	RPI 1-25	RPI 26-50	W-L RECORDS	RPI 51-100	RPI 101-150	RPI 150+				
8- 1	0- 0	0- 1	OVERALL	2- 0	3- 0	3- 0				
5- 0	0- 0	0- 0	HOME	1- 0	2- 0	2- 0				
3- 1	0- 0	0- 1	AWAY	1- 0	1- 0	1- 0				
0- 0	0- 0	0- 0	NEUTRAL	0- 0	0- 0	0- 0				
7- 1	0- 0	0- 1	NON-CONFERENCE	1- 0	3- 0	3- 0				
5- 0	0- 0	0- 0	HOME	1- 0	2- 0	2- 0				
2- 1	0- 0	0- 1	AWAY	0- 0	1- 0	1- 0				
0- 0	0- 0	0- 0	NEUTRAL	0- 0	0- 0	0- 0				
1- 0	0- 0	0- 0	CONFERENCE	1- 0	0- 0	0- 0				
0- 0	0- 0	0- 0	HOME	0- 0	0- 0	0- 0				
1- 0	0- 0	0- 0	AWAY	1- 0	0- 0	0- 0				
0- 0	0- 0	0- 0	NEUTRAL	0- 0	0- 0	0- 0				

RPI 1-25				RPI 26-50				Team's RPI: 38				RPI 51-100				RPI 101+			
RPI	S	Opponent	Score	RPI	S	Opponent	Score	RPI	S	Opponent	Score	RPI	S	Opponent	Score	RPI	S	Opponent	Score
				41	A	West Virginia	87 89					65	A	Creighton	79 74	119	H	Saint Joseph's	77 60
												66	H	Lafayette	80 63	121	H	Kennesaw St.	77 74
																143	A	Fordham	56 43
																238	A	Penn St.	75 70
																273	H	Rider	66 47
																310	H	Saint Peter's	75 45
LAST 12 Division I GAMES:																			
				66	H	Lafayette	80 63					238	A	Penn St.	75 70				
				143	A	Fordham	56 43					41	A	West Virginia	87 89				
				65	A	Creighton	79 74					273	H	Rider	66 47				
				119	H	Saint Joseph's	77 60												
				310	H	Saint Peter's	75 45												
				121	H	Kennesaw St.	77 74												

Non-Div I Games:

Seton Hall

Average RPI Win:	238	WON-LOST	WINNING	LAST 10	STRENGTH OF	OPP. STRENGTH	TEAM	ADJ.	CONF.	ADJ CONF.
Average RPI Loss:	106	RECORD	PCT. RANK	GAMES	SCHEDULE	OF SCHEDULE	RPI	RPI	RPI	RPI
DIV. I ONLY	3- 3	155	0- 1	102	267	120	120	25	25	
DIV. I NON-CONF.	3- 1	55	0- 1	39	331	46	46	18	18	
TOTALS	RPI 1-25	RPI 26-50	W-L RECORDS	RPI 51-100	RPI 101-150	RPI 150+				
3- 3	0- 0	0- 0	OVERALL	0- 2	0- 0	3- 1				
1- 1	0- 0	0- 0	HOME	0- 0	0- 0	1- 1				
2- 1	0- 0	0- 0	AWAY	0- 1	0- 0	2- 0				
0- 1	0- 0	0- 0	NEUTRAL	0- 1	0- 0	0- 0				
3- 1	0- 0	0- 0	NON-CONFERENCE	0- 1	0- 0	3- 0				
1- 0	0- 0	0- 0	HOME	0- 0	0- 0	1- 0				
2- 0	0- 0	0- 0	AWAY	0- 0	0- 0	2- 0				
0- 1	0- 0	0- 0	NEUTRAL	0- 1	0- 0	0- 0				
0- 2	0- 0	0- 0	CONFERENCE	0- 1	0- 0	0- 1				
0- 1	0- 0	0- 0	HOME	0- 0	0- 0	0- 1				
0- 1	0- 0	0- 0	AWAY	0- 1	0- 0	0- 0				
0- 0	0- 0	0- 0	NEUTRAL	0- 0	0- 0	0- 0				

RPI 1-25			RPI 26-50			RPI 51-100			RPI 101+			Team's RPI: 120
RPI	S	Opponent	Score	RPI	S	Opponent	Score	RPI	S	Opponent	Score	
						51 A Quinnipiac	65 78	154 H Central Conn. St.			79 57	
						69 N Akron	74 90	199 H Fairfield			55 60	
								224 A Buffalo			58 50	
								337 A Denver			78 62	
LAST 12 Division I GAMES:												
						224 A Buffalo	58 50	69 N Akron			74 90	
								51 A Quinnipiac			65 78	
								199 H Fairfield			55 60	
								337 A Denver			78 62	
								154 H Central Conn. St.			79 57	

Non-Div I Games:

Siena

Average RPI Win:	233	WON-LOST	WINNING	LAST 10	STRENGTH OF	OPP. STRENGTH	TEAM	ADJ.	CONF.	ADJ CONF.
Average RPI Loss:	121	RECORD	PCT. RANK	GAMES	SCHEDULE	OF SCHEDULE	RPI	RPI	RPI	RPI
DIV. I ONLY	1- 3	269	1- 3	160	249	279	279	19	19	
DIV. I NON-CONF.	1- 3	266	1- 3	162	252	283	283	20	20	
TOTALS	RPI 1-25	RPI 26-50	W-L RECORDS	RPI 51-100	RPI 101-150	RPI 150+				
1- 3	0- 0	0- 0	OVERALL	0- 1	0- 1	1- 1				
1- 2	0- 0	0- 0	HOME	0- 1	0- 0	1- 1				
0- 1	0- 0	0- 0	AWAY	0- 0	0- 1	0- 0				
0- 0	0- 0	0- 0	NEUTRAL	0- 0	0- 0	0- 0				
1- 3	0- 0	0- 0	NON-CONFERENCE	0- 1	0- 1	1- 1				
1- 2	0- 0	0- 0	HOME	0- 1	0- 0	1- 1				
0- 1	0- 0	0- 0	AWAY	0- 0	0- 1	0- 0				
0- 0	0- 0	0- 0	NEUTRAL	0- 0	0- 0	0- 0				
0- 0	0- 0	0- 0	CONFERENCE	0- 0	0- 0	0- 0				
0- 0	0- 0	0- 0	HOME	0- 0	0- 0	0- 0				
0- 0	0- 0	0- 0	AWAY	0- 0	0- 0	0- 0				
0- 0	0- 0	0- 0	NEUTRAL	0- 0	0- 0	0- 0				

RPI 1-25			RPI 26-50			RPI 51-100			RPI 101+			Team's RPI: 279
RPI	S	Opponent	Score	RPI	S	Opponent	Score	RPI	S	Opponent	Score	
						56	H Indiana St.	53	74	107	A Nicholls St.	62 66
										200	H Southern Miss.	53 64
										233	H Alabama St.	64 61
LAST 12 Division I GAMES:												
						107	A Nicholls St.	62	66			
						56	H Indiana St.	53	74			
						233	H Alabama St.	64	61			
						200	H Southern Miss.	53	64			

Non-Div I Games: Mobile 71 67 Spring Hill 69 42

South Ala.

South Carolina

Through Games Of Dec. 8, 2014

Average RPI Win:	141	WON-LOST	WINNING	LAST 10	STRENGTH OF	OPP. STRENGTH	TEAM	ADJ.	CONF.	ADJ CONF.
Average RPI Loss:	0	RECORD	PCT. RANK	GAMES	SCHEDULE	OF SCHEDULE	RPI	RPI	RPI	RPI
DIV. I ONLY	8- 0	1	8- 0	111	28	9	9	2	2	
DIV. I NON-CONF.	8- 0	1	8- 0	115	30	9	9	2	2	
TOTALS	RPI 1-25	RPI 26-50	W-L RECORDS	RPI 51-100	RPI 101-150	RPI 150+				
8- 0	2- 0	1- 0	OVERALL	0- 0	1- 0	4- 0				
5- 0	1- 0	0- 0	HOME	0- 0	1- 0	3- 0				
1- 0	1- 0	0- 0	AWAY	0- 0	0- 0	0- 0				
2- 0	0- 0	1- 0	NEUTRAL	0- 0	0- 0	1- 0				
8- 0	2- 0	1- 0	NON-CONFERENCE	0- 0	1- 0	4- 0				
5- 0	1- 0	0- 0	HOME	0- 0	1- 0	3- 0				
1- 0	1- 0	0- 0	AWAY	0- 0	0- 0	0- 0				
2- 0	0- 0	1- 0	NEUTRAL	0- 0	0- 0	1- 0				
0- 0	0- 0	0- 0	CONFERENCE	0- 0	0- 0	0- 0				
0- 0	0- 0	0- 0	HOME	0- 0	0- 0	0- 0				
0- 0	0- 0	0- 0	AWAY	0- 0	0- 0	0- 0				
0- 0	0- 0	0- 0	NEUTRAL	0- 0	0- 0	0- 0				

RPI 1-25				RPI 26-50				RPI 51-100				RPI 101+			
RPI	S	Opponent	Score	RPI	S	Opponent	Score	RPI	S	Opponent	Score	RPI	S	Opponent	Score
4	H	Southern California	70 61	39	N	Syracuse	67 63					128	H	Clemson	99 41
18	A	Duke	51 50									177	H	San Diego St.	89 38
												218	H	Charlotte	82 61
												229	N	Wisconsin	67 44
												318	H	N.C. Central	90 26
LAST 12 Division I GAMES:															
18	A	Duke	51 50	218	H	Charlotte	82 61								
4	H	Southern California	70 61	318	H	N.C. Central	90 26								
				39	N	Syracuse	67 63								
				229	N	Wisconsin	67 44								
				177	H	San Diego St.	89 38								
				128	H	Clemson	99 41								

Non-Div I Games:

South Carolina

Loss, Non-Conf, S Site, H Home A Away N Neutral

Average RPI Win: 234		WON-LOST	WINNING	LAST 10	STRENGTH OF	OPP. STRENGTH	TEAM	ADJ.	CONF.	ADJ CONF.
Average RPI Loss: 207		RECORD	PCT. RANK	GAMES	SCHEDULE	OF SCHEDULE	RPI	RPI	RPI	RPI
DIV. I ONLY		3- 2	123	3- 2	340	123	284	284	30	30
DIV. I NON-CONF.		2- 1	91	2- 1	325	99	189	189	29	29
TOTALS	RPI 1-25	RPI 26-50		W-L RECORDS	RPI 51-100		RPI 101-150		RPI 150+	
3- 2	0- 0	0- 0		OVERALL	0- 0		0- 1		3- 1	
2- 1	0- 0	0- 0		HOME	0- 0		0- 0		2- 1	
1- 1	0- 0	0- 0		AWAY	0- 0		0- 1		1- 0	
0- 0	0- 0	0- 0		NEUTRAL	0- 0		0- 0		0- 0	
2- 1	0- 0	0- 0		NON-CONFERENCE	0- 0		0- 1		2- 0	
1- 0	0- 0	0- 0		HOME	0- 0		0- 0		1- 0	
1- 1	0- 0	0- 0		AWAY	0- 0		0- 1		1- 0	
0- 0	0- 0	0- 0		NEUTRAL	0- 0		0- 0		0- 0	
1- 1	0- 0	0- 0		CONFERENCE	0- 0		0- 0		1- 1	
1- 1	0- 0	0- 0		HOME	0- 0		0- 0		1- 1	
0- 0	0- 0	0- 0		AWAY	0- 0		0- 0		0- 0	
0- 0	0- 0	0- 0		NEUTRAL	0- 0		0- 0		0- 0	

RPI 1-25				RPI 26-50				RPI 51-100				RPI 101+ Team's RPI: 284			
RPI	S	Opponent	Score	RPI	S	Opponent	Score	RPI	S	Opponent	Score	RPI	S	Opponent	Score
												148	A	Presbyterian	33 46
												189	H	USC Upstate	60 50
												206	H	Bethune-Cookman	68 61
												266	H	Florida A&M	50 55
												306	A	Wofford	59 53
LAST 12 Division I GAMES:															
				206	H	Bethune-Cookman	68 61								
				266	H	Florida A&M	50 55								
				306	A	Wofford	59 53								
				189	H	USC Upstate	60 50								
				148	A	Presbyterian	33 46								

Non-Div I Games:	Columbia (SC)	97	55	Allen	103	55
------------------	---------------	----	----	-------	-----	----

South Carolina St.

■ Loss, ■ Non-Conf, S Site, H Home A Away N Neutral

South Dakota

Through Games Of Dec. 8, 2014

Average RPI Win:	231	WON-LOST	WINNING	LAST 10	STRENGTH OF	OPP. STRENGTH	TEAM	ADJ.	CONF.	ADJ CONF.
Average RPI Loss:	48	RECORD	PCT. RANK	GAMES	SCHEDULE	OF SCHEDULE	RPI	RPI	RPI	RPI
DIV. I ONLY	6- 2	55	6- 2	265	77	98	98	24	24	
DIV. I NON-CONF.	6- 2	55	6- 2	268	77	100	100	25	25	
TOTALS	RPI 1-25	RPI 26-50	W-L RECORDS	RPI 51-100	RPI 101-150	RPI 150+				
6- 2	0- 1	0- 0	OVERALL	0- 1	1- 0	5- 0				
3- 0	0- 0	0- 0	HOME	0- 0	1- 0	2- 0				
3- 2	0- 1	0- 0	AWAY	0- 1	0- 0	3- 0				
0- 0	0- 0	0- 0	NEUTRAL	0- 0	0- 0	0- 0				
6- 2	0- 1	0- 0	NON-CONFERENCE	0- 1	1- 0	5- 0				
3- 0	0- 0	0- 0	HOME	0- 0	1- 0	2- 0				
3- 2	0- 1	0- 0	AWAY	0- 1	0- 0	3- 0				
0- 0	0- 0	0- 0	NEUTRAL	0- 0	0- 0	0- 0				
0- 0	0- 0	0- 0	CONFERENCE	0- 0	0- 0	0- 0				
0- 0	0- 0	0- 0	HOME	0- 0	0- 0	0- 0				
0- 0	0- 0	0- 0	AWAY	0- 0	0- 0	0- 0				
0- 0	0- 0	0- 0	NEUTRAL	0- 0	0- 0	0- 0				

RPI 1-25				RPI 26-50				RPI 51-100 Team's RPI: 98				RPI 101+			
RPI	S	Opponent	Score	RPI	S	Opponent	Score	RPI	S	Opponent	Score	RPI	S	Opponent	Score
12	A	Washington	82 96					84	A	Kansas	60 68	127	H	UNI	85 77
												179	A	Drake	83 78
												250	A	Marquette	69 65
												260	H	Cal St. Fullerton	86 50
												264	A	Portland St.	86 57
												304	H	UC Irvine	96 52
LAST 12 Division I GAMES:															
84	A	Kansas	60 68	260	H	Cal St. Fullerton	86 50								
179	A	Drake	83 78	127	H	UNI	85 77								
				250	A	Marquette	69 65								
				304	H	UC Irvine	96 52								
				12	A	Washington	82 96								
				264	A	Portland St.	86 57								

Non-Div I Games:

South Dakota

Loss, Non-Conf, S Site, H Home A Away N Neutral

Average RPI Win:	193	WON-LOST	WINNING	LAST 10	STRENGTH OF	OPP. STRENGTH	TEAM	ADJ.	CONF.	ADJ CONF.
Average RPI Loss:	98	RECORD	PCT. RANK	GAMES	SCHEDULE	OF SCHEDULE	RPI	RPI	RPI	RPI
DIV. I ONLY	6- 2	55	1- 0	79	163	48	48	24	24	
DIV. I NON-CONF.	6- 2	55	1- 0	84	162	51	51	25	25	
TOTALS	RPI 1-25	RPI 26-50	W-L RECORDS	RPI 51-100	RPI 101-150	RPI 150+				
6- 2	0- 0	1- 0	OVERALL	0- 1	2- 1	3- 0				
2- 1	0- 0	0- 0	HOME	0- 1	1- 0	1- 0				
3- 1	0- 0	1- 0	AWAY	0- 0	1- 1	1- 0				
1- 0	0- 0	0- 0	NEUTRAL	0- 0	0- 0	1- 0				
6- 2	0- 0	1- 0	NON-CONFERENCE	0- 1	2- 1	3- 0				
2- 1	0- 0	0- 0	HOME	0- 1	1- 0	1- 0				
3- 1	0- 0	1- 0	AWAY	0- 0	1- 1	1- 0				
1- 0	0- 0	0- 0	NEUTRAL	0- 0	0- 0	1- 0				
0- 0	0- 0	0- 0	CONFERENCE	0- 0	0- 0	0- 0				
0- 0	0- 0	0- 0	HOME	0- 0	0- 0	0- 0				
0- 0	0- 0	0- 0	AWAY	0- 0	0- 0	0- 0				
0- 0	0- 0	0- 0	NEUTRAL	0- 0	0- 0	0- 0				

RPI 1-25				RPI 26-50				Team's RPI: 48				RPI 51-100				RPI 101+			
RPI	S	Opponent	Score	RPI	S	Opponent	Score	RPI	S	Opponent	Score	RPI	S	Opponent	Score	RPI	S	Opponent	Score
				26	A	Arkansas	80 75					65	H	Creighton	81 88	116	H	BYU	75 65
																130	A	DePaul	62 84
																133	A	Northern Colo.	71 48
																275	H	Sam Houston St.	60 49
																287	A	UNLV	65 59
																323	N	Northern Ill.	55 42
LAST 12 Division I GAMES:																			
				287	A	UNLV	65 59					275	H	Sam Houston St.	60 49				
				133	A	Northern Colo.	71 48					130	A	DePaul	62 84				
				26	A	Arkansas	80 75					65	H	Creighton	81 88				
				323	N	Northern Ill.	55 42					116	H	BYU	75 65				

Non-Div I Games:

South Dakota St.

Average RPI Win:	148	WON-LOST	WINNING	LAST 10	STRENGTH OF	OPP. STRENGTH	TEAM	ADJ.	CONF.	ADJ CONF.
Average RPI Loss:	30	RECORD	PCT. RANK	GAMES	SCHEDULE	OF SCHEDULE	RPI	RPI	RPI	RPI
DIV. I ONLY	6- 3	90	6- 3	10	139	24	24	9	9	
DIV. I NON-CONF.	6- 3	91	6- 3	11	138	24	24	9	9	
TOTALS	RPI 1-25	RPI 26-50	W-L RECORDS	RPI 51-100	RPI 101-150	RPI 150+				
6- 3	0- 1	2- 1	OVERALL	1- 1	1- 0	2- 0				
2- 1	0- 0	1- 1	HOME	0- 0	0- 0	1- 0				
1- 1	0- 0	0- 0	AWAY	0- 1	1- 0	0- 0				
3- 1	0- 1	1- 0	NEUTRAL	1- 0	0- 0	1- 0				
6- 3	0- 1	2- 1	NON-CONFERENCE	1- 1	1- 0	2- 0				
2- 1	0- 0	1- 1	HOME	0- 0	0- 0	1- 0				
1- 1	0- 0	0- 0	AWAY	0- 1	1- 0	0- 0				
3- 1	0- 1	1- 0	NEUTRAL	1- 0	0- 0	1- 0				
0- 0	0- 0	0- 0	CONFERENCE	0- 0	0- 0	0- 0				
0- 0	0- 0	0- 0	HOME	0- 0	0- 0	0- 0				
0- 0	0- 0	0- 0	AWAY	0- 0	0- 0	0- 0				
0- 0	0- 0	0- 0	NEUTRAL	0- 0	0- 0	0- 0				

RPI 1-25				RPI 26-50				RPI 51-100				RPI 101+			
RPI	S	Opponent	Score	RPI	S	Opponent	Score	RPI	S	Opponent	Score	RPI	S	Opponent	Score
1	N	Kentucky	57 61	34	H	St. John's (NY)	52 55	54	A	Maryland	67 85	144	A	Chattanooga	59 57
				35	H	Stetson	78 62	80	N	Oklahoma	83 68	247	N	Villanova	57 56
				36	N	Illinois	67 61					343	H	UNC Asheville	97 53
LAST 12 Division I GAMES:															
		1 N Kentucky	57 61			34 H St. John's (NY)	52 55								
		36 N Illinois	67 61			35 H Stetson	78 62								
		80 N Oklahoma	83 68			247 N Villanova	57 56								
		343 H UNC Asheville	97 53												
		54 A Maryland	67 85												
		144 A Chattanooga	59 57												

Non-Div I Games:

South Fla.

Average RPI Win:	285	WON-LOST	WINNING	LAST 10	STRENGTH OF	OPP. STRENGTH	TEAM	ADJ.	CONF.	ADJ CONF.
Average RPI Loss:	138	RECORD	PCT. RANK	GAMES	SCHEDULE	OF SCHEDULE	RPI	RPI	RPI	RPI
DIV. I ONLY	3- 5	221	3- 5	289	164	259	259	28	28	
DIV. I NON-CONF.	3- 5	219	3- 5	291	163	262	262	28	28	
TOTALS	RPI 1-25	RPI 26-50	W-L RECORDS	RPI 51-100	RPI 101-150	RPI 150+				
3- 5	0- 0	0- 0	OVERALL	0- 1	0- 2	3- 2				
1- 2	0- 0	0- 0	HOME	0- 0	0- 1	1- 1				
2- 3	0- 0	0- 0	AWAY	0- 1	0- 1	2- 1				
0- 0	0- 0	0- 0	NEUTRAL	0- 0	0- 0	0- 0				
3- 5	0- 0	0- 0	NON-CONFERENCE	0- 1	0- 2	3- 2				
1- 2	0- 0	0- 0	HOME	0- 0	0- 1	1- 1				
2- 3	0- 0	0- 0	AWAY	0- 1	0- 1	2- 1				
0- 0	0- 0	0- 0	NEUTRAL	0- 0	0- 0	0- 0				
0- 0	0- 0	0- 0	CONFERENCE	0- 0	0- 0	0- 0				
0- 0	0- 0	0- 0	HOME	0- 0	0- 0	0- 0				
0- 0	0- 0	0- 0	AWAY	0- 0	0- 0	0- 0				
0- 0	0- 0	0- 0	NEUTRAL	0- 0	0- 0	0- 0				

RPI 1-25				RPI 26-50				RPI 51-100				RPI 101+				Team's RPI: 259	
RPI	S	Opponent	Score	RPI	S	Opponent	Score	RPI	S	Opponent	Score	RPI	S	Opponent	Score		
								90	A	Southern Ill.	62	78	114	H	Saint Louis	56	74
													140	A	Missouri	42	88
													168	H	Western Ill.	62	79
													180	A	Ole Miss	57	58
													252	A	Central Ark.	48	46
													270	A	Bradley	70	65
													333	H	Alabama A&M	66	38
LAST 12 Division I GAMES:																	
				114	H	Saint Louis	56	74	252	A	Central Ark.	48	46				
				140	A	Missouri	42	88	168	H	Western Ill.	62	79				
				333	H	Alabama A&M	66	38	270	A	Bradley	70	65				
									90	A	Southern Ill.	62	78				
									180	A	Ole Miss	57	58				

Non-Div I Games:

Southeast Mo. St.

SOUTHEASTERN DIV.				THROUGH GAMES OF DEC. 31, 1911						
Average RPI Win:	231	WON-LOST	WINNING	LAST 10	STRENGTH OF	OPP. STRENGTH	TEAM	ADJ.	CONF.	ADJ CONF.
Average RPI Loss:	111	RECORD	PCT. RANK	GAMES	SCHEDULE	OF SCHEDULE	RPI	RPI	RPI	RPI
DIV. I ONLY	1- 5	292	1- 5	22	268	205	205	26	26	
DIV. I NON-CONF.	1- 5	290	1- 5	24	272	204	204	26	26	

TOTALS	RPI 1-25		RPI 26-50		W-L RECORDS		RPI 51-100		RPI 101-150	RPI 150+
1- 5	0- 1		0- 0		OVERALL		0- 1		0- 1	1- 2
1- 1	0- 0		0- 0		HOME		0- 0		0- 0	1- 1
0- 4	0- 1		0- 0		AWAY		0- 1		0- 1	0- 1
0- 0	0- 0		0- 0		NEUTRAL		0- 0		0- 0	0- 0
1- 5	0- 1		0- 0		NON-CONFERENCE		0- 1		0- 1	1- 2
1- 1	0- 0		0- 0		HOME		0- 0		0- 0	1- 1
0- 4	0- 1		0- 0		AWAY		0- 1		0- 1	0- 1
0- 0	0- 0		0- 0		NEUTRAL		0- 0		0- 0	0- 0
0- 0	0- 0		0- 0		CONFERENCE		0- 0		0- 0	0- 0
0- 0	0- 0		0- 0		HOME		0- 0		0- 0	0- 0
0- 0	0- 0		0- 0		AWAY		0- 0		0- 0	0- 0
0- 0	0- 0		0- 0		NEUTRAL		0- 0		0- 0	0- 0

RPI 1-25				RPI 26-50				RPI 51-100				RPI 101+				Team's RPI: 205	
RPI	S	Opponent	Score	RPI	S	Opponent	Score	RPI	S	Opponent	Score	RPI	S	Opponent	Score		
19	A	Mississippi St.	36 97					82	A	Minnesota	60 109	109	A	Auburn	44 72		
												152	H	La.-Lafayette	60 71		
												191	A	Troy	78 80		
												231	H	Southern U.	79 76		
LAST 12 Division I GAMES:																	
19	A	Mississippi St.	36 97	191	A	Troy	78 80										
109	A	Auburn	44 72	231	H	Southern U.	79 76										
152	H	La.-Lafayette	60 71	82	A	Minnesota	60 109										

Non-Div I Games:	William Carey	62	35	Mobile	74	47
------------------	---------------	----	----	--------	----	----

Southeastern La.

■ Loss, ■ Non-Conf, S Site, H Home A Away N Neutral

Average RPI Win:	140	WON-LOST	WINNING	LAST 10	STRENGTH OF	OPP. STRENGTH	TEAM	ADJ.	CONF.	ADJ CONF.
Average RPI Loss:	16	RECORD	PCT. RANK	GAMES	SCHEDULE	OF SCHEDULE	RPI	RPI	RPI	RPI
DIV. I ONLY	5- 2	74	5- 2	16	27	4	4	1	1	
DIV. I NON-CONF.	5- 2	74	5- 2	18	28	4	4	1	1	
TOTALS	RPI 1-25	RPI 26-50	W-L RECORDS	RPI 51-100	RPI 101-150	RPI 150+				
5- 2	1- 2	1- 0	OVERALL	0- 0	0- 0	3- 0				
1- 0	1- 0	0- 0	HOME	0- 0	0- 0	0- 0				
3- 2	0- 2	1- 0	AWAY	0- 0	0- 0	2- 0				
1- 0	0- 0	0- 0	NEUTRAL	0- 0	0- 0	1- 0				
5- 2	1- 2	1- 0	NON-CONFERENCE	0- 0	0- 0	3- 0				
1- 0	1- 0	0- 0	HOME	0- 0	0- 0	0- 0				
3- 2	0- 2	1- 0	AWAY	0- 0	0- 0	2- 0				
1- 0	0- 0	0- 0	NEUTRAL	0- 0	0- 0	1- 0				
0- 0	0- 0	0- 0	CONFERENCE	0- 0	0- 0	0- 0				
0- 0	0- 0	0- 0	HOME	0- 0	0- 0	0- 0				
0- 0	0- 0	0- 0	AWAY	0- 0	0- 0	0- 0				
0- 0	0- 0	0- 0	NEUTRAL	0- 0	0- 0	0- 0				

RPI 1-25				RPI 26-50				RPI 51-100				RPI 101+			
RPI	S	Opponent	Score	RPI	S	Opponent	Score	RPI	S	Opponent	Score	RPI	S	Opponent	Score
8	H	Fresno St.	68 50	49	A	Long Beach St.	90 85					167	A	Davidson	99 64
9	A	South Carolina	61 70									201	A	SMU	64 57
23	A	St. Mary's (CA)	58 64									275	N	Sam Houston St.	88 67
LAST 12 Division I GAMES:															
8	H	Fresno St.	68 50	23	A	St. Mary's (CA)	58 64								
49	A	Long Beach St.	90 85	201	A	SMU	64 57								
167	A	Davidson	99 64	275	N	Sam Houston St.	88 67								
9	A	South Carolina	61 70												

Non-Div I Games:

Southern California

■ Loss,
 ■ Non-Conf,
 ■ S Site,
 ■ Home
 ■ Away
 N Neutral

Average RPI Win:	183	WON-LOST	WINNING	LAST 10	STRENGTH OF	OPP. STRENGTH	TEAM	ADJ.	CONF.	ADJ CONF.
Average RPI Loss:	128	RECORD	PCT. RANK	GAMES	SCHEDULE	OF SCHEDULE	RPI	RPI	RPI	RPI
DIV. I ONLY	4- 2	90	4- 2	91	195	90	90	21	21	
DIV. I NON-CONF.	4- 2	91	4- 2	96	196	92	92	22	22	
TOTALS	RPI 1-25	RPI 26-50	W-L RECORDS	RPI 51-100	RPI 101-150	RPI 150+				
4- 2	0- 0	0- 1	OVERALL	1- 0	1- 0	2- 1				
3- 1	0- 0	0- 1	HOME	1- 0	1- 0	1- 0				
1- 1	0- 0	0- 0	AWAY	0- 0	0- 0	1- 1				
0- 0	0- 0	0- 0	NEUTRAL	0- 0	0- 0	0- 0				
4- 2	0- 0	0- 1	NON-CONFERENCE	1- 0	1- 0	2- 1				
3- 1	0- 0	0- 1	HOME	1- 0	1- 0	1- 0				
1- 1	0- 0	0- 0	AWAY	0- 0	0- 0	1- 1				
0- 0	0- 0	0- 0	NEUTRAL	0- 0	0- 0	0- 0				
0- 0	0- 0	0- 0	CONFERENCE	0- 0	0- 0	0- 0				
0- 0	0- 0	0- 0	HOME	0- 0	0- 0	0- 0				
0- 0	0- 0	0- 0	AWAY	0- 0	0- 0	0- 0				
0- 0	0- 0	0- 0	NEUTRAL	0- 0	0- 0	0- 0				

RPI 1-25				RPI 26-50				RPI 51-100				Team's RPI: 90				RPI 101+			
RPI	S	Opponent	Score	RPI	S	Opponent	Score	RPI	S	Opponent	Score	RPI	S	Opponent	Score	RPI	S	Opponent	Score
				36	H	Illinois	42 86					93	H	Mercer	67 52	129	H	Memphis	82 75
																219	A	Wright St.	50 70
																249	A	UT Martin	87 78
																259	H	Southeast Mo. St.	78 62
LAST 12 Division I GAMES:																			
				36	H	Illinois	42 86					259	H	Southeast Mo. St.	78 62				
				93	H	Mercer	67 52					129	H	Memphis	82 75				
												219	A	Wright St.	50 70				
												249	A	UT Martin	87 78				

Non-Div I Games:

Southern Ill.

Average RPI Win: 267		WON-LOST	WINNING	LAST 10	STRENGTH OF	OPP. STRENGTH	TEAM	ADJ.	CONF.	ADJ CONF.
Average RPI Loss: 44		RECORD	PCT. RANK	GAMES	SCHEDULE	OF SCHEDULE	RPI	RPI	RPI	RPI
DIV. I ONLY		5- 2	74	5- 2	335	23	200	200	16	16
DIV. I NON-CONF.		5- 2	74	5- 2	338	24	199	199	16	16
TOTALS	RPI 1-25	RPI 26-50		W-L RECORDS	RPI 51-100		RPI 101-150		RPI 150+	
5- 2	0- 0	0- 2		OVERALL	0- 0		0- 0		5- 0	
4- 0	0- 0	0- 0		HOME	0- 0		0- 0		4- 0	
1- 2	0- 0	0- 2		AWAY	0- 0		0- 0		1- 0	
0- 0	0- 0	0- 0		NEUTRAL	0- 0		0- 0		0- 0	
5- 2	0- 0	0- 2		NON-CONFERENCE	0- 0		0- 0		5- 0	
4- 0	0- 0	0- 0		HOME	0- 0		0- 0		4- 0	
1- 2	0- 0	0- 2		AWAY	0- 0		0- 0		1- 0	
0- 0	0- 0	0- 0		NEUTRAL	0- 0		0- 0		0- 0	
0- 0	0- 0	0- 0		CONFERENCE	0- 0		0- 0		0- 0	
0- 0	0- 0	0- 0		HOME	0- 0		0- 0		0- 0	
0- 0	0- 0	0- 0		AWAY	0- 0		0- 0		0- 0	
0- 0	0- 0	0- 0		NEUTRAL	0- 0		0- 0		0- 0	

RPI 1-25				RPI 26-50				RPI 51-100				RPI 101+ Team's RPI: 200			
RPI	S	Opponent	Score	RPI	S	Opponent	Score	RPI	S	Opponent	Score	RPI	S	Opponent	Score
				42	A	McNeese St.	55 57					185	H	N.C. A&T	72 48
				45	A	FGCU	62 78					245	H	Tennessee Tech	80 58
												279	A	South Ala.	64 53
												296	H	Mississippi Val.	69 51
												329	H	Austin Peay	80 71
LAST 12 Division I GAMES:															
				185	H	N.C. A&T	72 48	45	A	FGCU	62 78				
				329	H	Austin Peay	80 71	245	H	Tennessee Tech	80 58				
				42	A	McNeese St.	55 57								
				296	H	Mississippi Val.	69 51								
				279	A	South Ala.	64 53								

Non-Div I Games:	William Carey	98	45
------------------	---------------	----	----

Southern Miss.

■ Loss, ■ Non-Conf, S Site, H Home A Away N Neutral

Average RPI Win:	0	WON-LOST	WINNING	LAST 10	STRENGTH OF	OPP. STRENGTH	TEAM	ADJ.	CONF.	ADJ CONF.
Average RPI Loss:	107	RECORD	PCT. RANK	GAMES	SCHEDULE	OF SCHEDULE	RPI	RPI	RPI	RPI
DIV. I ONLY	0- 5	328	0- 5	25	159	231	231	32	32	
DIV. I NON-CONF.	0- 5	325	0- 5	27	159	235	235	32	32	
TOTALS	RPI 1-25	RPI 26-50	W-L RECORDS	RPI 51-100	RPI 101-150	RPI 150+				
0- 5	0- 0	0- 2	OVERALL	0- 1	0- 0	0- 2				
0- 0	0- 0	0- 0	HOME	0- 0	0- 0	0- 0				
0- 5	0- 0	0- 2	AWAY	0- 1	0- 0	0- 2				
0- 0	0- 0	0- 0	NEUTRAL	0- 0	0- 0	0- 0				
0- 5	0- 0	0- 2	NON-CONFERENCE	0- 1	0- 0	0- 2				
0- 0	0- 0	0- 0	HOME	0- 0	0- 0	0- 0				
0- 5	0- 0	0- 2	AWAY	0- 1	0- 0	0- 2				
0- 0	0- 0	0- 0	NEUTRAL	0- 0	0- 0	0- 0				
0- 0	0- 0	0- 0	CONFERENCE	0- 0	0- 0	0- 0				
0- 0	0- 0	0- 0	HOME	0- 0	0- 0	0- 0				
0- 0	0- 0	0- 0	AWAY	0- 0	0- 0	0- 0				
0- 0	0- 0	0- 0	NEUTRAL	0- 0	0- 0	0- 0				

RPI 1-25				RPI 26-50				RPI 51-100				RPI 101+ Team's RPI: 231			
RPI	S	Opponent	Score	RPI	S	Opponent	Score	RPI	S	Opponent	Score	RPI	S	Opponent	Score
				30	A	Texas	42 80	82	A	Minnesota	62 107	180	A	Ole Miss	68 91
				36	A	Illinois	42 62					205	A	Southeastern La.	76 79
LAST 12 Division I GAMES:															
				30	A	Texas	42 80	82	A	Minnesota	62 107				
								36	A	Illinois	42 62				
								180	A	Ole Miss	68 91				
								205	A	Southeastern La.	76 79				

Non-Div I Games: Mobile 85 50

Southern U.

Southern Utah

Through Games Of Dec. 8, 2014

Average RPI Win:	270	WON-LOST	WINNING	LAST 10	STRENGTH OF	OPP. STRENGTH	TEAM	ADJ.	CONF.	ADJ CONF.
Average RPI Loss:	100	RECORD	PCT. RANK	GAMES	SCHEDULE	OF SCHEDULE	RPI	RPI	RPI	RPI
DIV. I ONLY	3- 1	55	3- 1	294	172	147	147	20	20	
DIV. I NON-CONF.	3- 1	55	3- 1	295	172	150	150	21	21	
TOTALS	RPI 1-25	RPI 26-50	W-L RECORDS	RPI 51-100	RPI 101-150	RPI 150+				
3- 1	0- 0	0- 0	OVERALL	0- 1	0- 0	3- 0				
1- 0	0- 0	0- 0	HOME	0- 0	0- 0	1- 0				
2- 0	0- 0	0- 0	AWAY	0- 0	0- 0	2- 0				
0- 1	0- 0	0- 0	NEUTRAL	0- 1	0- 0	0- 0				
3- 1	0- 0	0- 0	NON-CONFERENCE	0- 1	0- 0	3- 0				
1- 0	0- 0	0- 0	HOME	0- 0	0- 0	1- 0				
2- 0	0- 0	0- 0	AWAY	0- 0	0- 0	2- 0				
0- 1	0- 0	0- 0	NEUTRAL	0- 1	0- 0	0- 0				
0- 0	0- 0	0- 0	CONFERENCE	0- 0	0- 0	0- 0				
0- 0	0- 0	0- 0	HOME	0- 0	0- 0	0- 0				
0- 0	0- 0	0- 0	AWAY	0- 0	0- 0	0- 0				
0- 0	0- 0	0- 0	NEUTRAL	0- 0	0- 0	0- 0				

RPI 1-25			RPI 26-50			RPI 51-100			RPI 101+			Team's RPI: 147
RPI	S	Opponent	Score	RPI	S	Opponent	Score	RPI	S	Opponent	Score	
						100 N UC Davis	53 76			183 H Boise St.	66 64	
										303 A Utah Valley	76 72	
										325 A Air Force	73 57	
LAST 12 Division I GAMES:												
303	A	Utah Valley	76 72	100	N	UC Davis	53 76					
183	H	Boise St.	66 64	325	A	Air Force	73 57					

Non-Div I Games: N.M. Highlands 82 64

Southern Utah

■ Loss,
 ■ Non-Conf,
 ■ S Site,
 ■ H Home
 ■ A Away
 N Neutral

St. Bonaventure

Through Games Of Dec. 8, 2014

Average RPI Win:	204	WON-LOST	WINNING	LAST 10	STRENGTH OF	OPP. STRENGTH	TEAM	ADJ.	CONF.	ADJ CONF.
Average RPI Loss:	30	RECORD	PCT. RANK	GAMES	SCHEDULE	OF SCHEDULE	RPI	RPI	RPI	RPI
DIV. I ONLY	7- 2	49	7- 2	279	22	89	89	8	8	
DIV. I NON-CONF.	7- 2	49	7- 2	280	23	91	91	8	8	
TOTALS	RPI 1-25	RPI 26-50	W-L RECORDS	RPI 51-100	RPI 101-150	RPI 150+				
7- 2	0- 0	0- 2	OVERALL	1- 0	1- 0	5- 0				
3- 0	0- 0	0- 0	HOME	0- 0	0- 0	3- 0				
3- 2	0- 0	0- 2	AWAY	0- 0	1- 0	2- 0				
1- 0	0- 0	0- 0	NEUTRAL	1- 0	0- 0	0- 0				
7- 2	0- 0	0- 2	NON-CONFERENCE	1- 0	1- 0	5- 0				
3- 0	0- 0	0- 0	HOME	0- 0	0- 0	3- 0				
3- 2	0- 0	0- 2	AWAY	0- 0	1- 0	2- 0				
1- 0	0- 0	0- 0	NEUTRAL	1- 0	0- 0	0- 0				
0- 0	0- 0	0- 0	CONFERENCE	0- 0	0- 0	0- 0				
0- 0	0- 0	0- 0	HOME	0- 0	0- 0	0- 0				
0- 0	0- 0	0- 0	AWAY	0- 0	0- 0	0- 0				
0- 0	0- 0	0- 0	NEUTRAL	0- 0	0- 0	0- 0				

RPI 1-25				RPI 26-50				RPI 51-100				Team's RPI: 89		RPI 101+			
RPI	S	Opponent	Score	RPI	S	Opponent	Score	RPI	S	Opponent	Score			RPI	S	Opponent	Score
				27	A	James Madison	43 76	81	N	Drexel	43 32			135	A	Detroit	68 56
				32	A	Toledo	58 64							231	H	Binghamton	72 54
														238	A	Penn St.	56 54
														239	H	Colgate	65 49
														243	A	Brown	58 56
														263	H	Canisius	62 46
LAST 12 Division I GAMES:																	
				243	A	Brown	58 56					238	A	Penn St.	56 54		
				81	N	Drexel	43 32					135	A	Detroit	68 56		
				239	H	Colgate	65 49					32	A	Toledo	58 64		
				231	H	Binghamton	72 54					27	A	James Madison	43 76		
												263	H	Canisius	62 46		

Non-Div I Games:

St. Bonaventure

Loss, Non-Conf, S Site, H Home A Away N Neutral

Average RPI Win:	283	WON-LOST	WINNING	LAST 10	STRENGTH OF	OPP. STRENGTH	TEAM	ADJ.	CONF.	ADJ CONF.
Average RPI Loss:	123	RECORD	PCT. RANK	GAMES	SCHEDULE	OF SCHEDULE	RPI	RPI	RPI	RPI
DIV. I ONLY	3- 6	238	3- 6	212	243	254	254	29	29	
DIV. I NON-CONF.	3- 6	233	3- 6	216	247	256	256	30	30	
TOTALS	RPI 1-25	RPI 26-50	W-L RECORDS	RPI 51-100	RPI 101-150	RPI 150+				
3- 6	0- 0	0- 0	OVERALL	0- 2	0- 2	3- 2				
1- 1	0- 0	0- 0	HOME	0- 1	0- 0	1- 0				
0- 3	0- 0	0- 0	AWAY	0- 0	0- 1	0- 2				
2- 2	0- 0	0- 0	NEUTRAL	0- 1	0- 1	2- 0				
3- 6	0- 0	0- 0	NON-CONFERENCE	0- 2	0- 2	3- 2				
1- 1	0- 0	0- 0	HOME	0- 1	0- 0	1- 0				
0- 3	0- 0	0- 0	AWAY	0- 0	0- 1	0- 2				
2- 2	0- 0	0- 0	NEUTRAL	0- 1	0- 1	2- 0				
0- 0	0- 0	0- 0	CONFERENCE	0- 0	0- 0	0- 0				
0- 0	0- 0	0- 0	HOME	0- 0	0- 0	0- 0				
0- 0	0- 0	0- 0	AWAY	0- 0	0- 0	0- 0				
0- 0	0- 0	0- 0	NEUTRAL	0- 0	0- 0	0- 0				

RPI 1-25			RPI 26-50			RPI 51-100			RPI 101+			Team's RPI: 254
RPI	S	Opponent	Score	RPI	S	Opponent	Score	RPI	S	Opponent	Score	
						66 H Lafayette	51 73			119 N Saint Joseph's	42 64	
						68 N North Dakota	63 70			122 A Albany (NY)	47 90	
										169 A NJIT	50 57	
										194 A Army	55 61	
										265 H Stony Brook	57 55	
										273 N Rider	71 60	
										310 N Saint Peter's	48 36	
LAST 12 Division I GAMES:												
						66 H Lafayette	51 73			194 A Army	55 61	
						265 H Stony Brook	57 55			68 N North Dakota	63 70	
						310 N Saint Peter's	48 36			122 A Albany (NY)	47 90	
						119 N Saint Joseph's	42 64					
						169 A NJIT	50 57					
						273 N Rider	71 60					

Non-Div I Games:

St. Francis Brooklyn

Average RPI Win:	178	WON-LOST	WINNING	LAST 10	STRENGTH OF	OPP. STRENGTH	TEAM	ADJ.	CONF.	ADJ CONF.
Average RPI Loss:	0	RECORD	PCT. RANK	GAMES	SCHEDULE	OF SCHEDULE	RPI	RPI	RPI	RPI
DIV. I ONLY	7- 0	1	7- 0	213	48	34	34	14	14	
DIV. I NON-CONF.	6- 0	1	6- 0	265	26	50	50	14	14	
TOTALS	RPI 1-25	RPI 26-50	W-L RECORDS	RPI 51-100	RPI 101-150	RPI 150+				
7- 0	1- 0	0- 0	OVERALL	0- 0	1- 0	5- 0				
4- 0	0- 0	0- 0	HOME	0- 0	1- 0	3- 0				
3- 0	1- 0	0- 0	AWAY	0- 0	0- 0	2- 0				
0- 0	0- 0	0- 0	NEUTRAL	0- 0	0- 0	0- 0				
6- 0	1- 0	0- 0	NON-CONFERENCE	0- 0	0- 0	5- 0				
3- 0	0- 0	0- 0	HOME	0- 0	0- 0	3- 0				
3- 0	1- 0	0- 0	AWAY	0- 0	0- 0	2- 0				
0- 0	0- 0	0- 0	NEUTRAL	0- 0	0- 0	0- 0				
1- 0	0- 0	0- 0	CONFERENCE	0- 0	1- 0	0- 0				
1- 0	0- 0	0- 0	HOME	0- 0	1- 0	0- 0				
0- 0	0- 0	0- 0	AWAY	0- 0	0- 0	0- 0				
0- 0	0- 0	0- 0	NEUTRAL	0- 0	0- 0	0- 0				

RPI 1-25				RPI 26-50		Team's RPI: 34	RPI 51-100			RPI 101+		
RPI	S	Opponent	Score	RPI	S	Opponent	Score	RPI	S	Opponent	Score	
24	A	South Fla.	55 52							146	H	Xavier 65 42
										170	H	Florida 72 66
										198	A	Marist 49 48
										204	A	Yale 61 50
										231	H	Binghamton 67 51
										274	H	Wagner 71 49
LAST 12 Division I GAMES:												
198	A	Marist	49 48	24	A	South Fla.	55 52	146	H	Xavier	65 42	
170	H	Florida	72 66	274	H	Wagner	71 49	231	H	Binghamton	67 51	
204	A	Yale	61 50									

Non-Div I Games:

St. John's (NY)

St. Mary's (CA)

Through Games Of Dec. 8, 2014

Average RPI Win:	115	WON-LOST	WINNING	LAST 10	STRENGTH OF	OPP. STRENGTH	TEAM	ADJ.	CONF.	ADJ CONF.
Average RPI Loss:	47	RECORD	PCT. RANK	GAMES	SCHEDULE	OF SCHEDULE	RPI	RPI	RPI	RPI
DIV. I ONLY	6- 1	30	6- 1	49	13	23	23	6	6	
DIV. I NON-CONF.	6- 1	30	6- 1	50	13	23	23	6	6	
TOTALS	RPI 1-25	RPI 26-50	W-L RECORDS	RPI 51-100	RPI 101-150	RPI 150+				
6- 1	1- 0	0- 1	OVERALL	3- 0	0- 0	2- 0				
5- 1	1- 0	0- 1	HOME	2- 0	0- 0	2- 0				
1- 0	0- 0	0- 0	AWAY	1- 0	0- 0	0- 0				
0- 0	0- 0	0- 0	NEUTRAL	0- 0	0- 0	0- 0				
6- 1	1- 0	0- 1	NON-CONFERENCE	3- 0	0- 0	2- 0				
5- 1	1- 0	0- 1	HOME	2- 0	0- 0	2- 0				
1- 0	0- 0	0- 0	AWAY	1- 0	0- 0	0- 0				
0- 0	0- 0	0- 0	NEUTRAL	0- 0	0- 0	0- 0				
0- 0	0- 0	0- 0	CONFERENCE	0- 0	0- 0	0- 0				
0- 0	0- 0	0- 0	HOME	0- 0	0- 0	0- 0				
0- 0	0- 0	0- 0	AWAY	0- 0	0- 0	0- 0				
0- 0	0- 0	0- 0	NEUTRAL	0- 0	0- 0	0- 0				

RPI 1-25				RPI 26-50				RPI 51-100				RPI 101+			
RPI	S	Opponent	Score	RPI	S	Opponent	Score	RPI	S	Opponent	Score	RPI	S	Opponent	Score
4	H	Southern California	64 58	47	H	Boston College	72 82	57	H	CSUN	73 63	210	H	Sacramento St.	99 91
								75	H	Iowa St.	67 63	242	H	Howard	80 55
								100	A	UC Davis	57 55				
LAST 12 Division I GAMES:															
				4	H	Southern California	64 58	242	H	Howard	80 55				
				57	H	CSUN	73 63	210	H	Sacramento St.	99 91				
				75	H	Iowa St.	67 63	100	A	UC Davis	57 55				
								47	H	Boston College	72 82				

Non-Div I Games:

St. Mary's (CA)

■ Loss,
 ■ Non-Conf, S Site,
 ■ Home
 ■ Away
 N Neutral

Average RPI Win:	123	WON-LOST	WINNING	LAST 10	STRENGTH OF	OPP. STRENGTH	TEAM	ADJ.	CONF.	ADJ CONF.
Average RPI Loss:	19	RECORD	PCT. RANK	GAMES	SCHEDULE	OF SCHEDULE	RPI	RPI	RPI	RPI
DIV. I ONLY	5- 2	74	5- 2	23	19	21	21	1	1	
DIV. I NON-CONF.	5- 2	74	5- 2	25	19	21	21	1	1	
TOTALS	RPI 1-25	RPI 26-50	W-L RECORDS	RPI 51-100	RPI 101-150	RPI 150+				
5- 2	1- 1	1- 1	OVERALL	0- 0	1- 0	2- 0				
2- 1	1- 0	1- 1	HOME	0- 0	0- 0	0- 0				
2- 0	0- 0	0- 0	AWAY	0- 0	1- 0	1- 0				
1- 1	0- 1	0- 0	NEUTRAL	0- 0	0- 0	1- 0				
5- 2	1- 1	1- 1	NON-CONFERENCE	0- 0	1- 0	2- 0				
2- 1	1- 0	1- 1	HOME	0- 0	0- 0	0- 0				
2- 0	0- 0	0- 0	AWAY	0- 0	1- 0	1- 0				
1- 1	0- 1	0- 0	NEUTRAL	0- 0	0- 0	1- 0				
0- 0	0- 0	0- 0	CONFERENCE	0- 0	0- 0	0- 0				
0- 0	0- 0	0- 0	HOME	0- 0	0- 0	0- 0				
0- 0	0- 0	0- 0	AWAY	0- 0	0- 0	0- 0				
0- 0	0- 0	0- 0	NEUTRAL	0- 0	0- 0	0- 0				

RPI 1-25				RPI 26-50				RPI 51-100				RPI 101+			
RPI	S	Opponent	Score	RPI	S	Opponent	Score	RPI	S	Opponent	Score	RPI	S	Opponent	Score
3	H	UConn	88 86	30	H	Texas	81 87					131	A	Hawaii	86 73
7	N	North Carolina	54 70	47	H	Boston College	96 63					190	N	Prairie View	88 45
												246	A	New Mexico	70 65
LAST 12 Division I GAMES:															
		7 N North Carolina	54 70			190 N Prairie View	88 45								
		246 A New Mexico	70 65			131 A Hawaii	86 73								
		30 H Texas	81 87												
		3 H UConn	88 86												
		47 H Boston College	96 63												

Non-Div I Games:

Stanford

Average RPI Win:	269	WON-LOST	WINNING	LAST 10	STRENGTH OF	OPP. STRENGTH	TEAM	ADJ.	CONF.	ADJ CONF.
Average RPI Loss:	185	RECORD	PCT. RANK	GAMES	SCHEDULE	OF SCHEDULE	RPI	RPI	RPI	RPI
DIV. I ONLY	3- 3	155	3- 3	328	208	307	307	26	26	
DIV. I NON-CONF.	3- 3	155	3- 3	330	210	307	307	26	26	
TOTALS	RPI 1-25	RPI 26-50	W-L RECORDS	RPI 51-100	RPI 101-150	RPI 150+				
3- 3	0- 0	0- 1	OVERALL	0- 0	0- 0	3- 2				
2- 1	0- 0	0- 0	HOME	0- 0	0- 0	2- 1				
1- 0	0- 0	0- 0	AWAY	0- 0	0- 0	1- 0				
0- 2	0- 0	0- 1	NEUTRAL	0- 0	0- 0	0- 1				
3- 3	0- 0	0- 1	NON-CONFERENCE	0- 0	0- 0	3- 2				
2- 1	0- 0	0- 0	HOME	0- 0	0- 0	2- 1				
1- 0	0- 0	0- 0	AWAY	0- 0	0- 0	1- 0				
0- 2	0- 0	0- 1	NEUTRAL	0- 0	0- 0	0- 1				
0- 0	0- 0	0- 0	CONFERENCE	0- 0	0- 0	0- 0				
0- 0	0- 0	0- 0	HOME	0- 0	0- 0	0- 0				
0- 0	0- 0	0- 0	AWAY	0- 0	0- 0	0- 0				
0- 0	0- 0	0- 0	NEUTRAL	0- 0	0- 0	0- 0				

RPI 1-25			RPI 26-50			RPI 51-100			RPI 101+			Team's RPI: 307
RPI	S	Opponent	Score	RPI	S	Opponent	Score	RPI	S	Opponent	Score	
				43	N	UC Riverside	62 90					
								190	H	Prairie View	83 73	
								226	H	Louisiana Tech	69 76	
								276	A	Rice	70 59	
								286	N	Boston U.	57 62	
								340	H	La.-Monroe	82 54	
LAST 12 Division I GAMES:												
				276	A	Rice	70 59	286	N	Boston U.	57 62	
								43	N	UC Riverside	62 90	
								340	H	La.-Monroe	82 54	
								190	H	Prairie View	83 73	
								226	H	Louisiana Tech	69 76	

Non-Div I Games: St. Edward's 65 56 Tex. A&M-Kingsville 90 50

Stephen F. Austin

Average RPI Win:	190	WON-LOST	WINNING	LAST 10	STRENGTH OF	OPP. STRENGTH	TEAM	ADJ.	CONF.	ADJ CONF.
Average RPI Loss:	20	RECORD	PCT. RANK	GAMES	SCHEDULE	OF SCHEDULE	RPI	RPI	RPI	RPI
DIV. I ONLY	5- 2	74	5- 2	114	47	35	35	17	17	
DIV. I NON-CONF.	5- 2	74	5- 2	118	49	36	36	17	17	
TOTALS	RPI 1-25	RPI 26-50	W-L RECORDS	RPI 51-100	RPI 101-150	RPI 150+				
5- 2	0- 2	0- 0	OVERALL	1- 0	0- 0	4- 0				
1- 0	0- 0	0- 0	HOME	0- 0	0- 0	1- 0				
2- 2	0- 2	0- 0	AWAY	1- 0	0- 0	1- 0				
2- 0	0- 0	0- 0	NEUTRAL	0- 0	0- 0	2- 0				
5- 2	0- 2	0- 0	NON-CONFERENCE	1- 0	0- 0	4- 0				
1- 0	0- 0	0- 0	HOME	0- 0	0- 0	1- 0				
2- 2	0- 2	0- 0	AWAY	1- 0	0- 0	1- 0				
2- 0	0- 0	0- 0	NEUTRAL	0- 0	0- 0	2- 0				
0- 0	0- 0	0- 0	CONFERENCE	0- 0	0- 0	0- 0				
0- 0	0- 0	0- 0	HOME	0- 0	0- 0	0- 0				
0- 0	0- 0	0- 0	AWAY	0- 0	0- 0	0- 0				
0- 0	0- 0	0- 0	NEUTRAL	0- 0	0- 0	0- 0				

RPI 1-25				RPI 26-50		Team's RPI: 35		RPI 51-100				RPI 101+			
RPI	S	Opponent	Score	RPI	S	Opponent	Score	RPI	S	Opponent	Score	RPI	S	Opponent	Score
15	A	Baylor	42 96					56	A	Indiana St.	62 52	198	N	Marist	57 50
24	A	South Fla.	62 78									206	H	Bethune-Cookman	91 61
												227	A	UCF	67 49
												261	N	Utah St.	84 64
LAST 12 Division I GAMES:															
261	N	Utah St.	84 64	24	A	South Fla.	62 78								
15	A	Baylor	42 96												
198	N	Marist	57 50												
56	A	Indiana St.	62 52												
227	A	UCF	67 49												
206	H	Bethune-Cookman	91 61												

Non-Div I Games: Webber Int'l 90 27 Warner 101 40

Stetson

Loss, Non-Conf, S Site, H Home A Away N Neutral

Stony Brook

Through Games Of Dec. 8, 2014

Average RPI Win:	291	WON-LOST	WINNING	LAST 10	STRENGTH OF	OPP. STRENGTH	TEAM	ADJ.	CONF.	ADJ CONF.
Average RPI Loss:	146	RECORD	PCT. RANK	GAMES	SCHEDULE	OF SCHEDULE	RPI	RPI	RPI	RPI
DIV. I ONLY	3- 5	221	3- 5	284	154	265	265	27	27	
DIV. I NON-CONF.	3- 5	219	3- 5	287	155	267	267	27	27	
TOTALS	RPI 1-25	RPI 26-50	W-L RECORDS	RPI 51-100	RPI 101-150	RPI 150+				
3- 5	0- 1	0- 0	OVERALL	0- 1	0- 0	3- 3				
3- 0	0- 0	0- 0	HOME	0- 0	0- 0	3- 0				
0- 5	0- 1	0- 0	AWAY	0- 1	0- 0	0- 3				
0- 0	0- 0	0- 0	NEUTRAL	0- 0	0- 0	0- 0				
3- 5	0- 1	0- 0	NON-CONFERENCE	0- 1	0- 0	3- 3				
3- 0	0- 0	0- 0	HOME	0- 0	0- 0	3- 0				
0- 5	0- 1	0- 0	AWAY	0- 1	0- 0	0- 3				
0- 0	0- 0	0- 0	NEUTRAL	0- 0	0- 0	0- 0				
0- 0	0- 0	0- 0	CONFERENCE	0- 0	0- 0	0- 0				
0- 0	0- 0	0- 0	HOME	0- 0	0- 0	0- 0				
0- 0	0- 0	0- 0	AWAY	0- 0	0- 0	0- 0				
0- 0	0- 0	0- 0	NEUTRAL	0- 0	0- 0	0- 0				

RPI 1-25				RPI 26-50				RPI 51-100				RPI 101+ Team's RPI: 265			
RPI	S	Opponent	Score	RPI	S	Opponent	Score	RPI	S	Opponent	Score	RPI	S	Opponent	Score
18	A	Duke	42 72					75	A	Iowa St.	64 74	188	A	Iona	62 73
												194	A	Army	59 68
												254	A	St. Francis Brooklyn	55 57
												270	H	Bradley	79 63
												294	H	Columbia	82 68
												310	H	Saint Peter's	56 40
LAST 12 Division I GAMES:															
194	A	Army	59 68	75	A	Iowa St.	64 74	254	A	St. Francis Brooklyn	55 57	188	A	Iona	62 73
310	H	Saint Peter's	56 40					18	A	Duke	42 72	270	H	Bradley	79 63
								294	H	Columbia	82 68				

Non-Div I Games:

Stony Brook

Loss, Non-Conf, S Site, H Home A Away N Neutral

Average RPI Win:	189	WON-LOST	WINNING	LAST 10	STRENGTH OF	OPP. STRENGTH	TEAM	ADJ.	CONF.	ADJ CONF.
Average RPI Loss:	9	RECORD	PCT. RANK	GAMES	SCHEDULE	OF SCHEDULE	RPI	RPI	RPI	RPI
DIV. I ONLY	6- 1	30	6- 1	124	104	39	39	3	3	
DIV. I NON-CONF.	6- 1	30	6- 1	128	103	39	39	3	3	
TOTALS	RPI 1-25	RPI 26-50	W-L RECORDS	RPI 51-100	RPI 101-150	RPI 150+				
6- 1	0- 1	0- 0	OVERALL	2- 0	1- 0	3- 0				
3- 0	0- 0	0- 0	HOME	0- 0	1- 0	2- 0				
2- 0	0- 0	0- 0	AWAY	1- 0	0- 0	1- 0				
1- 1	0- 1	0- 0	NEUTRAL	1- 0	0- 0	0- 0				
6- 1	0- 1	0- 0	NON-CONFERENCE	2- 0	1- 0	3- 0				
3- 0	0- 0	0- 0	HOME	0- 0	1- 0	2- 0				
2- 0	0- 0	0- 0	AWAY	1- 0	0- 0	1- 0				
1- 1	0- 1	0- 0	NEUTRAL	1- 0	0- 0	0- 0				
0- 0	0- 0	0- 0	CONFERENCE	0- 0	0- 0	0- 0				
0- 0	0- 0	0- 0	HOME	0- 0	0- 0	0- 0				
0- 0	0- 0	0- 0	AWAY	0- 0	0- 0	0- 0				
0- 0	0- 0	0- 0	NEUTRAL	0- 0	0- 0	0- 0				

RPI 1-25			RPI 26-50		Team's RPI: 39	RPI 51-100			RPI 101+		
RPI	S	Opponent	Score	RPI	S	Opponent	Score	RPI	S	Opponent	Score
9	N	South Carolina	63 67					67	N	East Carolina	69 58
								87	A	Duquesne	90 84
								143	H	Fordham	59 42
								238	H	Penn St.	61 39
								298	H	Vermont	94 63
								302	A	Jacksonville	77 61
LAST 12 Division I GAMES:											
238	H	Penn St.	61 39	302	A	Jacksonville	77 61				
298	H	Vermont	94 63	87	A	Duquesne	90 84				
9	N	South Carolina	63 67	143	H	Fordham	59 42				
67	N	East Carolina	69 58								

Non-Div I Games:

Syracuse

Average RPI Win:	230	WON-LOST	WINNING	LAST 10	STRENGTH OF	OPP. STRENGTH	TEAM	ADJ.	CONF.	ADJ CONF.
Average RPI Loss:	83	RECORD	PCT. RANK	GAMES	SCHEDULE	OF SCHEDULE	RPI	RPI	RPI	RPI
DIV. I ONLY	4- 3	131	4- 3	135	246	155	155	5	5	
DIV. I NON-CONF.	4- 3	132	4- 3	138	249	157	157	5	5	
TOTALS	RPI 1-25	RPI 26-50	W-L RECORDS	RPI 51-100	RPI 101-150	RPI 150+				
4- 3	0- 1	0- 0	OVERALL	0- 1	0- 0	4- 1				
3- 1	0- 1	0- 0	HOME	0- 0	0- 0	3- 0				
0- 1	0- 0	0- 0	AWAY	0- 1	0- 0	0- 0				
1- 1	0- 0	0- 0	NEUTRAL	0- 0	0- 0	1- 1				
4- 3	0- 1	0- 0	NON-CONFERENCE	0- 1	0- 0	4- 1				
3- 1	0- 1	0- 0	HOME	0- 0	0- 0	3- 0				
0- 1	0- 0	0- 0	AWAY	0- 1	0- 0	0- 0				
1- 1	0- 0	0- 0	NEUTRAL	0- 0	0- 0	1- 1				
0- 0	0- 0	0- 0	CONFERENCE	0- 0	0- 0	0- 0				
0- 0	0- 0	0- 0	HOME	0- 0	0- 0	0- 0				
0- 0	0- 0	0- 0	AWAY	0- 0	0- 0	0- 0				
0- 0	0- 0	0- 0	NEUTRAL	0- 0	0- 0	0- 0				

RPI 1-25			RPI 26-50			RPI 51-100			RPI 101+			Team's RPI: 155
RPI	S	Opponent	Score	RPI	S	Opponent	Score	RPI	S	Opponent	Score	
25	H	Texas A&M	71 82					64	A	Georgia	53 62	
								161	N	Colorado St.	62 76	
								175	H	Houston Baptist	87 64	
								201	H	SMU	73 63	
								237	N	Missouri St.	82 68	
								308	H	Texas Southern	69 52	
LAST 12 Division I GAMES:												
308	H	Texas Southern	69 52	25	H	Texas A&M	71 82					
201	H	SMU	73 63	237	N	Missouri St.	82 68					
64	A	Georgia	53 62	161	N	Colorado St.	62 76					
175	H	Houston Baptist	87 64									

Non-Div I Games:

TCU

Average RPI Win:	212	WON-LOST	WINNING	LAST 10	STRENGTH OF	OPP. STRENGTH	TEAM	ADJ.	CONF.	ADJ CONF.
Average RPI Loss:	114	RECORD	PCT. RANK	GAMES	SCHEDULE	OF SCHEDULE	RPI	RPI	RPI	RPI
DIV. I ONLY	3- 5	221	3- 5	121	190	197	197	9	9	
DIV. I NON-CONF.	3- 5	219	3- 5	124	192	198	198	9	9	
TOTALS	RPI 1-25	RPI 26-50	W-L RECORDS	RPI 51-100	RPI 101-150	RPI 150+				
3- 5	0- 0	0- 0	OVERALL	0- 1	0- 4	3- 0				
1- 2	0- 0	0- 0	HOME	0- 0	0- 2	1- 0				
0- 2	0- 0	0- 0	AWAY	0- 1	0- 1	0- 0				
2- 1	0- 0	0- 0	NEUTRAL	0- 0	0- 1	2- 0				
3- 5	0- 0	0- 0	NON-CONFERENCE	0- 1	0- 4	3- 0				
1- 2	0- 0	0- 0	HOME	0- 0	0- 2	1- 0				
0- 2	0- 0	0- 0	AWAY	0- 1	0- 1	0- 0				
2- 1	0- 0	0- 0	NEUTRAL	0- 0	0- 1	2- 0				
0- 0	0- 0	0- 0	CONFERENCE	0- 0	0- 0	0- 0				
0- 0	0- 0	0- 0	HOME	0- 0	0- 0	0- 0				
0- 0	0- 0	0- 0	AWAY	0- 0	0- 0	0- 0				
0- 0	0- 0	0- 0	NEUTRAL	0- 0	0- 0	0- 0				

RPI 1-25			RPI 26-50			RPI 51-100			RPI 101+			Team's RPI: 197
RPI	S	Opponent	Score	RPI	S	Opponent	Score	RPI	S	Opponent	Score	
						84 A Kansas	56 76	106 N Alabama		51 58		
								117 H Delaware		58 69		
								119 A Saint Joseph's		74 78		
								143 H Fordham		64 71		
								159 N Harvard		81 69		
								187 H La Salle		75 72		
								291 N Georgetown		81 58		
LAST 12 Division I GAMES:												
143	H	Fordham	64 71	159	N	Harvard	81 69					
117	H	Delaware	58 69	106	N	Alabama	51 58					
				84	A	Kansas	56 76					
				291	N	Georgetown	81 58					
				119	A	Saint Joseph's	74 78					
				187	H	La Salle	75 72					

Non-Div I Games:

Temple

Average RPI Win:	213	WON-LOST	WINNING	LAST 10	STRENGTH OF	OPP. STRENGTH	TEAM	ADJ.	CONF.	ADJ CONF.
Average RPI Loss:	87	RECORD	PCT. RANK	GAMES	SCHEDULE	OF SCHEDULE	RPI	RPI	RPI	RPI
DIV. I ONLY	6- 2	55	6- 2	218	145	96	96	2	2	
DIV. I NON-CONF.	6- 2	55	6- 2	221	146	98	98	2	2	
TOTALS	RPI 1-25	RPI 26-50	W-L RECORDS	RPI 51-100	RPI 101-150	RPI 150+				
6- 2	0- 0	0- 1	OVERALL	0- 0	3- 1	3- 0				
5- 0	0- 0	0- 0	HOME	0- 0	3- 0	2- 0				
1- 2	0- 0	0- 1	AWAY	0- 0	0- 1	1- 0				
0- 0	0- 0	0- 0	NEUTRAL	0- 0	0- 0	0- 0				
6- 2	0- 0	0- 1	NON-CONFERENCE	0- 0	3- 1	3- 0				
5- 0	0- 0	0- 0	HOME	0- 0	3- 0	2- 0				
1- 2	0- 0	0- 1	AWAY	0- 0	0- 1	1- 0				
0- 0	0- 0	0- 0	NEUTRAL	0- 0	0- 0	0- 0				
0- 0	0- 0	0- 0	CONFERENCE	0- 0	0- 0	0- 0				
0- 0	0- 0	0- 0	HOME	0- 0	0- 0	0- 0				
0- 0	0- 0	0- 0	AWAY	0- 0	0- 0	0- 0				
0- 0	0- 0	0- 0	NEUTRAL	0- 0	0- 0	0- 0				

RPI S	Opponent	Score	RPI S	Opponent	Score	RPI S	Opponent	Score	RPI S	Opponent	Score
			30 A	Texas	59 72				102 H	Penn	97 52
									126 H	Winthrop	81 48
									134 H	Oral Roberts	91 39
									144 A	Chattanooga	63 67
									271 H	Tennessee St.	97 46
									320 H	Saint Francis (PA)	111 44
									322 A	Lipscomb	85 51
LAST 12 Division I GAMES:											
322 A	Lipscomb	85 51	134 H	Oral Roberts	91 39						
320 H	Saint Francis (PA)	111 44	102 H	Penn	97 52						
30 A	Texas	59 72									
144 A	Chattanooga	63 67									
271 H	Tennessee St.	97 46									
126 H	Winthrop	81 48									

Non-Div I Games:

Tennessee

Average RPI Win:	322	WON-LOST	WINNING	LAST 10	STRENGTH OF	OPP. STRENGTH	TEAM	ADJ.	CONF.	ADJ CONF.
Average RPI Loss:	147	RECORD	PCT. RANK	GAMES	SCHEDULE	OF SCHEDULE	RPI	RPI	RPI	RPI
DIV. I ONLY	1- 6	303	0- 1	127	325	271	271	28	28	
DIV. I NON-CONF.	1- 6	303	0- 1	131	323	273	273	28	28	
TOTALS	RPI 1-25	RPI 26-50	W-L RECORDS	RPI 51-100	RPI 101-150	RPI 150+				
1- 6	0- 0	0- 0	OVERALL	0- 3	0- 1	1- 2				
0- 4	0- 0	0- 0	HOME	0- 1	0- 1	0- 2				
1- 2	0- 0	0- 0	AWAY	0- 1	0- 0	1- 0				
0- 0	0- 0	0- 0	NEUTRAL	0- 0	0- 0	0- 0				
1- 6	0- 0	0- 0	NON-CONFERENCE	0- 3	0- 1	1- 2				
0- 4	0- 0	0- 0	HOME	0- 1	0- 1	0- 2				
1- 2	0- 0	0- 0	AWAY	0- 2	0- 0	1- 0				
0- 0	0- 0	0- 0	NEUTRAL	0- 0	0- 0	0- 0				
0- 0	0- 0	0- 0	CONFERENCE	0- 0	0- 0	0- 0				
0- 0	0- 0	0- 0	HOME	0- 0	0- 0	0- 0				
0- 0	0- 0	0- 0	AWAY	0- 0	0- 0	0- 0				
0- 0	0- 0	0- 0	NEUTRAL	0- 0	0- 0	0- 0				

RPI 1-25				RPI 26-50				RPI 51-100				RPI 101+ Team's RPI: 271					
RPI	S	Opponent	Score	RPI	S	Opponent	Score	RPI	S	Opponent	Score	RPI	S	Opponent	Score		
								55	H	Youngstown St.	66	73	121	H	Kennesaw St.	56	65
								77	A	North Carolina St.	55	84	207	H	North Florida	53	54
								96	A	Tennessee	46	97	322	A	Lipscomb	73	55
													328	H	Norfolk St.	58	65
LAST 12 Division I GAMES:																	
				96	A	Tennessee	46	97	77	A	North Carolina St.	55	84				
				322	A	Lipscomb	73	55	207	H	North Florida	53	54				
				121	H	Kennesaw St.	56	65	55	H	Youngstown St.	66	73				
									328	H	Norfolk St.	58	65				

Non-Div I Games:

Tennessee St.

Average RPI Win:	288	WON-LOST	WINNING	LAST 10	STRENGTH OF	OPP. STRENGTH	TEAM	ADJ.	CONF.	ADJ CONF.
Average RPI Loss:	155	RECORD	PCT. RANK	GAMES	SCHEDULE	OF SCHEDULE	RPI	RPI	RPI	RPI
DIV. I ONLY	1- 6	303	1- 6	143	278	245	245	28	28	
DIV. I NON-CONF.	1- 6	303	1- 6	146	281	248	248	28	28	
TOTALS	RPI 1-25	RPI 26-50	W-L RECORDS	RPI 51-100	RPI 101-150	RPI 150+				
1- 6	0- 0	0- 0	OVERALL	0- 2	0- 1	1- 3				
0- 1	0- 0	0- 0	HOME	0- 1	0- 0	0- 0				
1- 5	0- 0	0- 0	AWAY	0- 1	0- 1	1- 3				
0- 0	0- 0	0- 0	NEUTRAL	0- 0	0- 0	0- 0				
1- 6	0- 0	0- 0	NON-CONFERENCE	0- 2	0- 1	1- 3				
0- 1	0- 0	0- 0	HOME	0- 1	0- 0	0- 0				
1- 5	0- 0	0- 0	AWAY	0- 1	0- 1	1- 3				
0- 0	0- 0	0- 0	NEUTRAL	0- 0	0- 0	0- 0				
0- 0	0- 0	0- 0	CONFERENCE	0- 0	0- 0	0- 0				
0- 0	0- 0	0- 0	HOME	0- 0	0- 0	0- 0				
0- 0	0- 0	0- 0	AWAY	0- 0	0- 0	0- 0				
0- 0	0- 0	0- 0	NEUTRAL	0- 0	0- 0	0- 0				

RPI 1-25				RPI 26-50				RPI 51-100				RPI 101+ Team's RPI: 245			
RPI	S	Opponent	Score	RPI	S	Opponent	Score	RPI	S	Opponent	Score	RPI	S	Opponent	Score
								64	H	Georgia	51 74	128	A	Clemson	61 76
								93	A	Mercer	67 73	200	A	Southern Miss.	58 80
												213	A	Wake Forest	62 89
												234	A	Valparaiso	61 79
												288	A	FIU	73 56
LAST 12 Division I GAMES:															
				128	A	Clemson	61 76	93	A	Mercer	67 73				
				200	A	Southern Miss.	58 80	234	A	Valparaiso	61 79				
				64	H	Georgia	51 74	213	A	Wake Forest	62 89				
								288	A	FIU	73 56				

Non-Div I Games:

Tennessee Tech

Average RPI Win:	189	WON-LOST	WINNING	LAST 10	STRENGTH OF	OPP. STRENGTH	TEAM	ADJ.	CONF.	ADJ CONF.
Average RPI Loss:	100	RECORD	PCT. RANK	GAMES	SCHEDULE	OF SCHEDULE	RPI	RPI	RPI	RPI
DIV. I ONLY	3- 5	221	2- 5	40	228	142	142	33	33	
DIV. I NON-CONF.	3- 5	219	3- 5	41	232	144	144	33	33	
TOTALS	RPI 1-25	RPI 26-50	W-L RECORDS	RPI 51-100	RPI 101-150	RPI 150+				
3- 5	0- 2	0- 1	OVERALL	0- 0	1- 1	2- 1				
2- 1	0- 0	0- 0	HOME	0- 0	1- 0	1- 1				
0- 3	0- 1	0- 1	AWAY	0- 0	0- 1	0- 0				
1- 1	0- 1	0- 0	NEUTRAL	0- 0	0- 0	1- 0				
3- 5	0- 2	0- 1	NON-CONFERENCE	0- 0	1- 1	2- 1				
2- 1	0- 0	0- 0	HOME	0- 0	1- 0	1- 1				
0- 3	0- 1	0- 1	AWAY	0- 0	0- 1	0- 0				
1- 1	0- 1	0- 0	NEUTRAL	0- 0	0- 0	1- 0				
0- 0	0- 0	0- 0	CONFERENCE	0- 0	0- 0	0- 0				
0- 0	0- 0	0- 0	HOME	0- 0	0- 0	0- 0				
0- 0	0- 0	0- 0	AWAY	0- 0	0- 0	0- 0				
0- 0	0- 0	0- 0	NEUTRAL	0- 0	0- 0	0- 0				

RPI 1-25				RPI 26-50				RPI 51-100				RPI 101+ Team's RPI: 142			
RPI	S	Opponent	Score	RPI	S	Opponent	Score	RPI	S	Opponent	Score	RPI	S	Opponent	Score
15	A	Baylor	42 96	30	A	Texas	45 72					130	A	DePaul	70 93
25	N	Texas A&M	61 63									145	H	Eastern Mich.	81 75
												175	H	Houston Baptist	75 72
												246	N	New Mexico	61 59
												301	H	A&M-Corpus Christi	57 60
LAST 12 Division I GAMES:															
175	H	Houston Baptist	75 72	301	H	A&M-Corpus Christi	57 60								
30	A	Texas	45 72	15	A	Baylor	42 96								
145	H	Eastern Mich.	81 75												
25	N	Texas A&M	61 63												
130	A	DePaul	70 93												
246	N	New Mexico	61 59												

Non-Div I Games: Tex. A&M-Kingsville 86 36 Concordia (TX) 72 31 Texas Lutheran 71 47

Tex.-Pan American

Average RPI Win:	146	WON-LOST	WINNING	LAST 10	STRENGTH OF	OPP. STRENGTH	TEAM	ADJ.	CONF.	ADJ CONF.
Average RPI Loss:	0	RECORD	PCT. RANK	GAMES	SCHEDULE	OF SCHEDULE	RPI	RPI	RPI	RPI
DIV. I ONLY	7- 0	1	7- 0	237	7	30	30	5	5	
DIV. I NON-CONF.	7- 0	1	7- 0	240	7	30	30	5	5	
TOTALS	RPI 1-25	RPI 26-50	W-L RECORDS	RPI 51-100	RPI 101-150	RPI 150+				
7- 0	1- 0	0- 0	OVERALL	1- 0	2- 0	3- 0				
5- 0	0- 0	0- 0	HOME	1- 0	1- 0	3- 0				
2- 0	1- 0	0- 0	AWAY	0- 0	1- 0	0- 0				
0- 0	0- 0	0- 0	NEUTRAL	0- 0	0- 0	0- 0				
7- 0	1- 0	0- 0	NON-CONFERENCE	1- 0	2- 0	3- 0				
5- 0	0- 0	0- 0	HOME	1- 0	1- 0	3- 0				
2- 0	1- 0	0- 0	AWAY	0- 0	1- 0	0- 0				
0- 0	0- 0	0- 0	NEUTRAL	0- 0	0- 0	0- 0				
0- 0	0- 0	0- 0	CONFERENCE	0- 0	0- 0	0- 0				
0- 0	0- 0	0- 0	HOME	0- 0	0- 0	0- 0				
0- 0	0- 0	0- 0	AWAY	0- 0	0- 0	0- 0				
0- 0	0- 0	0- 0	NEUTRAL	0- 0	0- 0	0- 0				

RPI 1-25				RPI 26-50		Team's RPI: 30		RPI 51-100				RPI 101+			
RPI	S	Opponent	Score	RPI	S	Opponent	Score	RPI	S	Opponent	Score	RPI	S	Opponent	Score
21	A	Stanford	87 81					96	H	Tennessee	72 59	112	A	UCLA	75 65
												142	H	Tex.-Pan American	72 45
												174	H	UTSA	68 48
												231	H	Southern U.	80 42
												246	H	New Mexico	86 37
LAST 12 Division I GAMES:															
174	H	UTSA	68 48	231	H	Southern U.	80 42	246	H	New Mexico	86 37	96	H	Tennessee	72 59
				142	H	Tex.-Pan American	72 45	112	A	UCLA	75 65	21	A	Stanford	87 81

Non-Div I Games:

Texas

Average RPI Win:	157	WON-LOST	WINNING	LAST 10	STRENGTH OF	OPP. STRENGTH	TEAM	ADJ.	CONF.	ADJ CONF.
Average RPI Loss:	0	RECORD	PCT. RANK	GAMES	SCHEDULE	OF SCHEDULE	RPI	RPI	RPI	RPI
DIV. I ONLY	9- 0	1	9- 0	199	5	25	25	2	2	
DIV. I NON-CONF.	9- 0	1	9- 0	205	5	25	25	2	2	
TOTALS	RPI 1-25	RPI 26-50	W-L RECORDS	RPI 51-100	RPI 101-150	RPI 150+				
9- 0	1- 0	1- 0	OVERALL	0- 0	2- 0	5- 0				
5- 0	1- 0	1- 0	HOME	0- 0	0- 0	3- 0				
2- 0	0- 0	0- 0	AWAY	0- 0	1- 0	1- 0				
2- 0	0- 0	0- 0	NEUTRAL	0- 0	1- 0	1- 0				
9- 0	1- 0	1- 0	NON-CONFERENCE	0- 0	2- 0	5- 0				
5- 0	1- 0	1- 0	HOME	0- 0	0- 0	3- 0				
2- 0	0- 0	0- 0	AWAY	0- 0	1- 0	1- 0				
2- 0	0- 0	0- 0	NEUTRAL	0- 0	1- 0	1- 0				
0- 0	0- 0	0- 0	CONFERENCE	0- 0	0- 0	0- 0				
0- 0	0- 0	0- 0	HOME	0- 0	0- 0	0- 0				
0- 0	0- 0	0- 0	AWAY	0- 0	0- 0	0- 0				
0- 0	0- 0	0- 0	NEUTRAL	0- 0	0- 0	0- 0				

RPI 1-25				Team's RPI: 25	RPI 26-50				RPI 51-100				RPI 101+			
RPI	S	Opponent	Score		RPI	S	Opponent	Score	RPI	S	Opponent	Score	RPI	S	Opponent	Score
18	H	Duke	63 59		42	H	McNeese St.	93 27					130	A	DePaul	76 68
													142	N	Tex.-Pan American	63 61
													155	A	TCU	82 71
													190	H	Prairie View	59 41
													214	H	Northwestern St.	75 42
													246	N	New Mexico	66 52
													276	H	Rice	76 55
LAST 12 Division I GAMES:																
155	A	TCU	82 71		276	H	Rice	76 55								
214	H	Northwestern St.	75 42		142	N	Tex.-Pan American	63 61								
18	H	Duke	63 59		246	N	New Mexico	66 52								
42	H	McNeese St.	93 27		130	A	DePaul	76 68								
190	H	Prairie View	59 41													

Non-Div I Games:

Texas A&M

Average RPI Win:	241	WON-LOST	WINNING	LAST 10	STRENGTH OF	OPP. STRENGTH	TEAM	ADJ.	CONF.	ADJ CONF.
Average RPI Loss:	182	RECORD	PCT. RANK	GAMES	SCHEDULE	OF SCHEDULE	RPI	RPI	RPI	RPI
DIV. I ONLY	1- 7	319	1- 7	233	266	308	308	32	32	
DIV. I NON-CONF.	1- 7	317	1- 7	237	271	308	308	32	32	
TOTALS	RPI 1-25	RPI 26-50	W-L RECORDS	RPI 51-100	RPI 101-150	RPI 150+				
1- 7	0- 0	0- 0	OVERALL	0- 2	0- 0	1- 5				
0- 1	0- 0	0- 0	HOME	0- 0	0- 0	0- 1				
0- 6	0- 0	0- 0	AWAY	0- 1	0- 0	0- 1				
1- 0	0- 0	0- 0	NEUTRAL	0- 0	0- 0	1- 0				
1- 7	0- 0	0- 0	NON-CONFERENCE	0- 2	0- 0	1- 5				
0- 1	0- 0	0- 0	HOME	0- 0	0- 0	0- 1				
0- 6	0- 0	0- 0	AWAY	0- 2	0- 0	0- 4				
1- 0	0- 0	0- 0	NEUTRAL	0- 0	0- 0	1- 0				
0- 0	0- 0	0- 0	CONFERENCE	0- 0	0- 0	0- 0				
0- 0	0- 0	0- 0	HOME	0- 0	0- 0	0- 0				
0- 0	0- 0	0- 0	AWAY	0- 0	0- 0	0- 0				
0- 0	0- 0	0- 0	NEUTRAL	0- 0	0- 0	0- 0				

RPI 1-25			RPI 26-50			RPI 51-100			RPI 101+			Team's RPI: 308
RPI	S	Opponent	Score	RPI	S	Opponent	Score	RPI	S	Opponent	Score	
						57 A CSUN	50 63	155 A TCU		52 69		
						84 A Kansas	44 69	171 A Oklahoma St.		58 77		
								241 N IUPUI		71 61		
								258 H Tulsa		64 67		
								275 A Sam Houston St.		54 61		
								275 A Sam Houston St.		54 61		
LAST 12 Division I GAMES:												
241 N		IUPUI	71 61	275 A		Sam Houston St.	54 61					
258 H		Tulsa	64 67	57 A		CSUN	50 63					
155 A		TCU	52 69									
84 A		Kansas	44 69									
171 A		Oklahoma St.	58 77									
275 A		Sam Houston St.	54 61									

Non-Div I Games:

Texas Southern

Average RPI Win:	240	WON-LOST	WINNING	LAST 10	STRENGTH OF	OPP. STRENGTH	TEAM	ADJ.	CONF.	ADJ CONF.
Average RPI Loss:	147	RECORD	PCT. RANK	GAMES	SCHEDULE	OF SCHEDULE	RPI	RPI	RPI	RPI
DIV. I ONLY	2- 3	210	2- 3	193	270	217	217	19	19	
DIV. I NON-CONF.	2- 3	206	2- 3	198	274	218	218	20	20	
TOTALS	RPI 1-25	RPI 26-50	W-L RECORDS	RPI 51-100	RPI 101-150	RPI 150+				
2- 3	0- 0	0- 0	OVERALL	0- 1	0- 0	2- 2				
1- 1	0- 0	0- 0	HOME	0- 0	0- 0	1- 1				
1- 2	0- 0	0- 0	AWAY	0- 1	0- 0	1- 1				
0- 0	0- 0	0- 0	NEUTRAL	0- 0	0- 0	0- 0				
2- 3	0- 0	0- 0	NON-CONFERENCE	0- 1	0- 0	2- 2				
1- 1	0- 0	0- 0	HOME	0- 0	0- 0	1- 1				
1- 2	0- 0	0- 0	AWAY	0- 1	0- 0	1- 1				
0- 0	0- 0	0- 0	NEUTRAL	0- 0	0- 0	0- 0				
0- 0	0- 0	0- 0	CONFERENCE	0- 0	0- 0	0- 0				
0- 0	0- 0	0- 0	HOME	0- 0	0- 0	0- 0				
0- 0	0- 0	0- 0	AWAY	0- 0	0- 0	0- 0				
0- 0	0- 0	0- 0	NEUTRAL	0- 0	0- 0	0- 0				

RPI 1-25				RPI 26-50				RPI 51-100				RPI 101+				Team's RPI: 217	
RPI	S	Opponent	Score	RPI	S	Opponent	Score	RPI	S	Opponent	Score	RPI	S	Opponent	Score		
								95	A	Texas Tech	77	81	171	A	Oklahoma St.	37	64
													174	A	UTSA	57	53
													175	H	Houston Baptist	56	61
													305	H	Lamar	79	72
LAST 12 Division I GAMES:																	
								174	A	UTSA	57	53					
								171	A	Oklahoma St.	37	64					
								305	H	Lamar	79	72					
								175	H	Houston Baptist	56	61					
								95	A	Texas Tech	77	81					

Non-Div I Games: Tex. A&M Int'l 83 65

Texas St.

Average RPI Win:	180	WON-LOST	WINNING	LAST 10	STRENGTH OF	OPP. STRENGTH	TEAM	ADJ.	CONF.	ADJ CONF.
Average RPI Loss:	65	RECORD	PCT. RANK	GAMES	SCHEDULE	OF SCHEDULE	RPI	RPI	RPI	RPI
DIV. I ONLY	5- 2	74	5- 2	116	110	95	95	5	5	
DIV. I NON-CONF.	5- 2	74	5- 2	120	109	97	97	5	5	
TOTALS	RPI 1-25	RPI 26-50	W-L RECORDS	RPI 51-100	RPI 101-150	RPI 150+				
5- 2	0- 0	0- 0	OVERALL	0- 2	2- 0	3- 0				
5- 0	0- 0	0- 0	HOME	0- 0	2- 0	3- 0				
0- 0	0- 0	0- 0	AWAY	0- 0	0- 0	0- 0				
0- 2	0- 0	0- 0	NEUTRAL	0- 2	0- 0	0- 0				
5- 2	0- 0	0- 0	NON-CONFERENCE	0- 2	2- 0	3- 0				
5- 0	0- 0	0- 0	HOME	0- 0	2- 0	3- 0				
0- 0	0- 0	0- 0	AWAY	0- 0	0- 0	0- 0				
0- 2	0- 0	0- 0	NEUTRAL	0- 2	0- 0	0- 0				
0- 0	0- 0	0- 0	CONFERENCE	0- 0	0- 0	0- 0				
0- 0	0- 0	0- 0	HOME	0- 0	0- 0	0- 0				
0- 0	0- 0	0- 0	AWAY	0- 0	0- 0	0- 0				
0- 0	0- 0	0- 0	NEUTRAL	0- 0	0- 0	0- 0				

RPI 1-25			RPI 26-50			RPI 51-100			Team's RPI: 95	RPI 101+		
RPI	S	Opponent	Score	RPI	S	Opponent	Score	RPI	S	Opponent	Score	
								53	N	Purdue	69	
								77	N	North Carolina St.	42	75
								104	H	Abilene Christian	61	44
								113	H	Jacksonville St.	67	59
								178	H	Arizona	57	54
								217	H	Texas St.	81	77
								290	H	Morgan St.	65	57
LAST 12 Division I GAMES:												
								77	N	North Carolina St.	42	75
								53	N	Purdue	69	
								290	H	Morgan St.	65	57
								178	H	Arizona	57	54
								217	H	Texas St.	81	77
								113	H	Jacksonville St.	67	59
								104	H	Abilene Christian	61	44

Non-Div I Games:

Texas Tech

Average RPI Win:	242	WON-LOST	WINNING	LAST 10	STRENGTH OF	OPP. STRENGTH	TEAM	ADJ.	CONF.	ADJ CONF.
Average RPI Loss:	114	RECORD	PCT. RANK	GAMES	SCHEDULE	OF SCHEDULE	RPI	RPI	RPI	RPI
DIV. I ONLY	2- 3	210	0- 1	14	344	141	141	19	19	
DIV. I NON-CONF.	2- 3	206	0- 1	16	343	143	143	20	20	
TOTALS	RPI 1-25	RPI 26-50	W-L RECORDS	RPI 51-100	RPI 101-150	RPI 150+				
2- 3	0- 0	0- 0	OVERALL	0- 1	0- 1	2- 1				
2- 1	0- 0	0- 0	HOME	0- 0	0- 0	2- 1				
0- 2	0- 0	0- 0	AWAY	0- 0	0- 1	0- 0				
0- 0	0- 0	0- 0	NEUTRAL	0- 0	0- 0	0- 0				
2- 3	0- 0	0- 0	NON-CONFERENCE	0- 1	0- 1	2- 1				
2- 1	0- 0	0- 0	HOME	0- 0	0- 0	2- 1				
0- 2	0- 0	0- 0	AWAY	0- 1	0- 1	0- 0				
0- 0	0- 0	0- 0	NEUTRAL	0- 0	0- 0	0- 0				
0- 0	0- 0	0- 0	CONFERENCE	0- 0	0- 0	0- 0				
0- 0	0- 0	0- 0	HOME	0- 0	0- 0	0- 0				
0- 0	0- 0	0- 0	AWAY	0- 0	0- 0	0- 0				
0- 0	0- 0	0- 0	NEUTRAL	0- 0	0- 0	0- 0				

RPI 1-25			RPI 26-50			RPI 51-100			RPI 101+			Team's RPI: 141
RPI	S	Opponent	Score	RPI	S	Opponent	Score	RPI	S	Opponent	Score	
						58 A Kansas St.	41 45			110 A Wichita St.	61 71	
										174 H UTSA	55 63	
										175 H Houston Baptist	83 73	
										309 H Northern Ariz.	80 62	
LAST 12 Division I GAMES:												
						110 A Wichita St.	61 71					
						58 A Kansas St.	41 45					
						174 H UTSA	55 63					
						309 H Northern Ariz.	80 62					
						175 H Houston Baptist	83 73					

Non-Div I Games: Missouri Valley 90 32

Texas-Arlington

Average RPI Win:	117	WON-LOST	WINNING	LAST 10	STRENGTH OF	OPP. STRENGTH	TEAM	ADJ.	CONF.	ADJ CONF.
Average RPI Loss:	72	RECORD	PCT. RANK	GAMES	SCHEDULE	OF SCHEDULE	RPI	RPI	RPI	RPI
DIV. I ONLY	3- 2	123	1- 0	28	125	32	32	15	15	
DIV. I NON-CONF.	3- 2	125	1- 0	30	124	33	33	15	15	
TOTALS	RPI 1-25	RPI 26-50	W-L RECORDS	RPI 51-100	RPI 101-150	RPI 150+				
3- 2	0- 0	0- 0	OVERALL	2- 2	0- 0	1- 0				
1- 0	0- 0	0- 0	HOME	1- 0	0- 0	0- 0				
0- 2	0- 0	0- 0	AWAY	0- 2	0- 0	0- 0				
2- 0	0- 0	0- 0	NEUTRAL	1- 0	0- 0	1- 0				
3- 2	0- 0	0- 0	NON-CONFERENCE	2- 2	0- 0	1- 0				
1- 0	0- 0	0- 0	HOME	1- 0	0- 0	0- 0				
0- 2	0- 0	0- 0	AWAY	0- 2	0- 0	0- 0				
2- 0	0- 0	0- 0	NEUTRAL	1- 0	0- 0	1- 0				
0- 0	0- 0	0- 0	CONFERENCE	0- 0	0- 0	0- 0				
0- 0	0- 0	0- 0	HOME	0- 0	0- 0	0- 0				
0- 0	0- 0	0- 0	AWAY	0- 0	0- 0	0- 0				
0- 0	0- 0	0- 0	NEUTRAL	0- 0	0- 0	0- 0				

RPI 1-25				RPI 26-50				Team's RPI: 32				RPI 51-100				RPI 101+			
RPI	S	Opponent	Score	RPI	S	Opponent	Score	RPI	S	Opponent	Score	RPI	S	Opponent	Score	RPI	S	Opponent	Score
				</															

Non-Div I Games:

Toledo

Average RPI Win:	310	WON-LOST	WINNING	LAST 10	STRENGTH OF	OPP. STRENGTH	TEAM	ADJ.	CONF.	ADJ CONF.
Average RPI Loss:	170	RECORD	PCT. RANK	GAMES	SCHEDULE	OF SCHEDULE	RPI	RPI	RPI	RPI
DIV. I ONLY	3- 6	238	3- 6	177	320	230	230	13	13	
DIV. I NON-CONF.	3- 6	233	3- 6	182	317	234	234	13	13	
TOTALS	RPI 1-25	RPI 26-50	W-L RECORDS	RPI 51-100	RPI 101-150	RPI 150+				
3- 6	0- 0	0- 0	OVERALL	0- 2	0- 0	3- 4				
1- 1	0- 0	0- 0	HOME	0- 1	0- 0	1- 0				
2- 3	0- 0	0- 0	AWAY	0- 1	0- 0	2- 1				
0- 2	0- 0	0- 0	NEUTRAL	0- 0	0- 0	0- 2				
3- 6	0- 0	0- 0	NON-CONFERENCE	0- 2	0- 0	3- 4				
1- 1	0- 0	0- 0	HOME	0- 1	0- 0	1- 0				
2- 3	0- 0	0- 0	AWAY	0- 1	0- 0	2- 2				
0- 2	0- 0	0- 0	NEUTRAL	0- 0	0- 0	0- 2				
0- 0	0- 0	0- 0	CONFERENCE	0- 0	0- 0	0- 0				
0- 0	0- 0	0- 0	HOME	0- 0	0- 0	0- 0				
0- 0	0- 0	0- 0	AWAY	0- 0	0- 0	0- 0				
0- 0	0- 0	0- 0	NEUTRAL	0- 0	0- 0	0- 0				

RPI 1-25				RPI 26-50				RPI 51-100				RPI 101+				Team's RPI: 230	
RPI	S	Opponent	Score	RPI	S	Opponent	Score	RPI	S	Opponent	Score	RPI	S	Opponent	Score		
								54	A	Maryland	52	81	184	N	Rhode Island	49	60
								68	H	North Dakota	52	54	187	N	La Salle	49	62
													238	A	Penn St.	64	71
													273	H	Rider	53	51
													289	A	Navy	51	55
													326	A	UMBC	59	54
													332	A	Loyola Maryland	63	50
LAST 12 Division I GAMES:																	
				54	A	Maryland	52	81	289	A	Navy	51	55				
				332	A	Loyola Maryland	63	50	187	N	La Salle	49	62				
				238	A	Penn St.	64	71	184	N	Rhode Island	49	60				
									326	A	UMBC	59	54				
									68	H	North Dakota	52	54				
									273	H	Rider	53	51				

Non-Div I Games:

Towson

Average RPI Loss: 131

Average RPI Win: 229		WON-LOST	WINNING	LAST 10	STRENGTH OF	OPP. STRENGTH	TEAM	ADJ.	CONF.	ADJ CONF.
Average RPI Loss: 131		RECORD	PCT. RANK	GAMES	SCHEDULE	OF SCHEDULE	RPI	RPI	RPI	RPI
DIV. I ONLY		3- 3	155	3- 3	203	178	191	191	19	19
DIV. I NON-CONF.		3- 3	155	3- 3	209	178	193	193	20	20
-----		-----								
TOTALS	RPI 1-25	RPI 26-50		W-L RECORDS	RPI 51-100		RPI 101-150		RPI 150+	
3- 3	0- 0	0- 0		OVERALL	0- 0		0- 2		3- 1	
2- 1	0- 0	0- 0		HOME	0- 0		0- 0		2- 1	
1- 2	0- 0	0- 0		AWAY	0- 0		0- 2		1- 0	
0- 0	0- 0	0- 0		NEUTRAL	0- 0		0- 0		0- 0	
3- 3	0- 0	0- 0		NON-CONFERENCE	0- 0		0- 2		3- 1	
2- 1	0- 0	0- 0		HOME	0- 0		0- 0		2- 1	
1- 2	0- 0	0- 0		AWAY	0- 0		0- 2		1- 0	
0- 0	0- 0	0- 0		NEUTRAL	0- 0		0- 0		0- 0	
0- 0	0- 0	0- 0		CONFERENCE	0- 0		0- 0		0- 0	
0- 0	0- 0	0- 0		HOME	0- 0		0- 0		0- 0	
0- 0	0- 0	0- 0		AWAY	0- 0		0- 0		0- 0	
0- 0	0- 0	0- 0		NEUTRAL	0- 0		0- 0		0- 0	

RPI 1-25				RPI 26-50				RPI 51-100				RPI 101+				Team's RPI: 191	
RPI	S	Opponent	Score	RPI	S	Opponent	Score	RPI	S	Opponent	Score	RPI	S	Opponent	Score		
												109	A	Auburn	54	71	
												128	A	Clemson	73	82	
												157	H	Savannah St.	80	83	
												205	H	Southeastern La.	80	78	
												215	H	Samford	76	67	
												266	A	Florida A&M	65	59	
LAST 12 Division I GAMES:																	
				215	H	Samford	76	67	109	A	Auburn	54	71				
				157	H	Savannah St.	80	83									
				266	A	Florida A&M	65	59									
				205	H	Southeastern La.	80	78									
				128	A	Clemson	73	82									

Troy

Average RPI Win:	129	WON-LOST	WINNING	LAST 10	STRENGTH OF	OPP. STRENGTH	TEAM	ADJ.	CONF.	ADJ CONF.
Average RPI Loss:	10	RECORD	PCT. RANK	GAMES	SCHEDULE	OF SCHEDULE	RPI	RPI	RPI	RPI
DIV. I ONLY	7- 1	22	1- 0	153	1	20	20	9	9	
DIV. I NON-CONF.	7- 1	21	1- 0	156	1	20	20	9	9	
TOTALS	RPI 1-25	RPI 26-50	W-L RECORDS	RPI 51-100	RPI 101-150	RPI 150+				
7- 1	0- 1	1- 0	OVERALL	2- 0	2- 0	2- 0				
3- 0	0- 0	0- 0	HOME	1- 0	1- 0	1- 0				
3- 0	0- 0	1- 0	AWAY	1- 0	0- 0	1- 0				
1- 1	0- 1	0- 0	NEUTRAL	0- 0	1- 0	0- 0				
7- 1	0- 1	1- 0	NON-CONFERENCE	2- 0	2- 0	2- 0				
3- 0	0- 0	0- 0	HOME	1- 0	1- 0	1- 0				
3- 0	0- 0	1- 0	AWAY	1- 0	0- 0	1- 0				
1- 1	0- 1	0- 0	NEUTRAL	0- 0	1- 0	0- 0				
0- 0	0- 0	0- 0	CONFERENCE	0- 0	0- 0	0- 0				
0- 0	0- 0	0- 0	HOME	0- 0	0- 0	0- 0				
0- 0	0- 0	0- 0	AWAY	0- 0	0- 0	0- 0				
0- 0	0- 0	0- 0	NEUTRAL	0- 0	0- 0	0- 0				

RPI 1-25			Team's RPI: 20	RPI 26-50			RPI 51-100			RPI 101+		
RPI	S	Opponent	Score	RPI	S	Opponent	Score	RPI	S	Opponent	Score	
10	N	Western Ky.	64 69	42	A	McNeese St.	75 55	52	A	UALR	74 58	107 H Nicholls St. 77 44
								77	H	North Carolina St.	60 51	127 N UNI 71 48
										202 A LSU 51 45		296 H Mississippi Val. 87 47
LAST 12 Division I GAMES:												
202	A	LSU	51 45	127	N	UNI	71 48					
42	A	McNeese St.	75 55	52	A	UALR	74 58					
296	H	Mississippi Val.	87 47	107	H	Nicholls St.	77 44					
				10	N	Western Ky.	64 69					
				77	H	North Carolina St.	60 51					

Non-Div I Games:

Tulane

T
u
l
s
a

T
u
l
s
a

Tulsa

Page 297

Average RPI Win:	297	WON-LOST	WINNING	LAST 10	STRENGTH OF	OPP. STRENGTH	TEAM	ADJ.	CONF.	ADJ CONF.
Average RPI Loss:	172	RECORD	PCT. RANK	GAMES	SCHEDULE	OF SCHEDULE	RPI	RPI	RPI	RPI
DIV. I ONLY	4- 3	131	4- 3	312	271	216	216	16	16	
DIV. I NON-CONF.	4- 3	132	4- 3	312	275	216	216	16	16	
TOTALS	RPI 1-25	RPI 26-50	W-L RECORDS	RPI 51-100	RPI 101-150	RPI 150+				
4- 3	0- 0	0- 1	OVERALL	0- 0	0- 0	4- 2				
2- 0	0- 0	0- 0	HOME	0- 0	0- 0	2- 0				
1- 3	0- 0	0- 1	AWAY	0- 0	0- 0	1- 2				
1- 0	0- 0	0- 0	NEUTRAL	0- 0	0- 0	1- 0				
4- 3	0- 0	0- 1	NON-CONFERENCE	0- 0	0- 0	4- 2				
2- 0	0- 0	0- 0	HOME	0- 0	0- 0	2- 0				
1- 3	0- 0	0- 1	AWAY	0- 0	0- 0	1- 2				
1- 0	0- 0	0- 0	NEUTRAL	0- 0	0- 0	1- 0				
0- 0	0- 0	0- 0	CONFERENCE	0- 0	0- 0	0- 0				
0- 0	0- 0	0- 0	HOME	0- 0	0- 0	0- 0				
0- 0	0- 0	0- 0	AWAY	0- 0	0- 0	0- 0				
0- 0	0- 0	0- 0	NEUTRAL	0- 0	0- 0	0- 0				

RPI 1-25			RPI 26-50			RPI 51-100			RPI 101+			Team's RPI: 216
RPI	S	Opponent	Score	RPI	S	Opponent	Score	RPI	S	Opponent	Score	
				28	A	Florida St.	62 92					
								215	A	Samford	41 70	
								221	A	Loyola Chicago	61 51	
								272	A	Loyola Marymount	61 66	
								304	N	UC Irvine	69 65	
								322	H	Lipscomb	72 54	
								342	H	Alcorn	57 43	
LAST 12 Division I GAMES:												
				304	N	UC Irvine	69 65	215	A	Samford	41 70	
				272	A	Loyola Marymount	61 66					
				221	A	Loyola Chicago	61 51					
				342	H	Alcorn	57 43					
				322	H	Lipscomb	72 54					
				28	A	Florida St.	62 92					

Non-Div I Games:

UAB

■ Loss,
 ■ Non-Conf,
 S Site,
 ■ Home
 ■ Away
 N Neutral

Average RPI Win: 196		WON-LOST	WINNING	LAST 10	STRENGTH OF	OPP. STRENGTH	TEAM	ADJ.	CONF.	ADJ CONF.
Average RPI Loss: 20		RECORD	PCT. RANK	GAMES	SCHEDULE	OF SCHEDULE	RPI	RPI	RPI	RPI
DIV. I ONLY		5- 1	43	5- 1	147	54	52	52	19	19
DIV. I NON-CONF.		5- 1	43	5- 1	150	55	54	54	20	20
TOTALS		RPI 1-25	RPI 26-50	W-L RECORDS		RPI 51-100	RPI 101-150	RPI 150+		
5- 1	0- 1	0- 0		OVERALL		0- 0	2- 0	3- 0		
2- 1	0- 1	0- 0		HOME		0- 0	1- 0	1- 0		
3- 0	0- 0	0- 0		AWAY		0- 0	1- 0	2- 0		
0- 0	0- 0	0- 0		NEUTRAL		0- 0	0- 0	0- 0		
5- 1	0- 1	0- 0		NON-CONFERENCE		0- 0	2- 0	3- 0		
2- 1	0- 1	0- 0		HOME		0- 0	1- 0	1- 0		
3- 0	0- 0	0- 0		AWAY		0- 0	1- 0	2- 0		
0- 0	0- 0	0- 0		NEUTRAL		0- 0	0- 0	0- 0		
0- 0	0- 0	0- 0		CONFERENCE		0- 0	0- 0	0- 0		
0- 0	0- 0	0- 0		HOME		0- 0	0- 0	0- 0		
0- 0	0- 0	0- 0		AWAY		0- 0	0- 0	0- 0		
0- 0	0- 0	0- 0		NEUTRAL		0- 0	0- 0	0- 0		

RPI 1-25				RPI 26-50			RPI 51-100			Team's RPI: 52	RPI 101+				
RPI	S	Opponent	Score	RPI	S	Opponent	Score	RPI	S	Opponent	Score	RPI	S	Opponent	Score
20	H	Tulane	58 74									129	A	Memphis	66 59
												134	H	Oral Roberts	54 43
												202	A	LSU	70 54
												237	H	Missouri St.	61 48
												276	A	Rice	55 40
LAST 12 Division I GAMES:															
								20	H	Tulane	58 74				
								129	A	Memphis	66 59				
								134	H	Oral Roberts	54 43				
								276	A	Rice	55 40				
								237	H	Missouri St.	61 48				
								202	A	LSU	70 54				

Non-Div I Games:

UALR

Average RPI Win:	190	WON-LOST	WINNING	LAST 10	STRENGTH OF	OPP. STRENGTH	TEAM	ADJ.	CONF.	ADJ CONF.
Average RPI Loss:	63	RECORD	PCT. RANK	GAMES	SCHEDULE	OF SCHEDULE	RPI	RPI	RPI	RPI
DIV. I ONLY	4- 4	155	4- 4	30	130	100	100	11	11	
DIV. I NON-CONF.	4- 4	155	4- 4	32	130	102	102	11	11	
TOTALS	RPI 1-25	RPI 26-50	W-L RECORDS	RPI 51-100	RPI 101-150	RPI 150+				
4- 4	0- 2	0- 0	OVERALL	0- 1	2- 0	2- 1				
2- 3	0- 2	0- 0	HOME	0- 1	1- 0	1- 0				
1- 0	0- 0	0- 0	AWAY	0- 0	0- 0	1- 0				
1- 1	0- 0	0- 0	NEUTRAL	0- 0	1- 0	0- 1				
4- 4	0- 2	0- 0	NON-CONFERENCE	0- 1	2- 0	2- 1				
2- 3	0- 2	0- 0	HOME	0- 1	1- 0	1- 0				
1- 0	0- 0	0- 0	AWAY	0- 0	0- 0	1- 0				
1- 1	0- 0	0- 0	NEUTRAL	0- 0	1- 0	0- 1				
0- 0	0- 0	0- 0	CONFERENCE	0- 0	0- 0	0- 0				
0- 0	0- 0	0- 0	HOME	0- 0	0- 0	0- 0				
0- 0	0- 0	0- 0	AWAY	0- 0	0- 0	0- 0				
0- 0	0- 0	0- 0	NEUTRAL	0- 0	0- 0	0- 0				

RPI 1-25				RPI 26-50				RPI 51-100 Team's RPI: 100				RPI 101+			
RPI	S	Opponent	Score	RPI	S	Opponent	Score	RPI	S	Opponent	Score	RPI	S	Opponent	Score
3	H	UConn	43 102					71	H	San Francisco	70 73	101	H	Pacific	60 53
23	H	St. Mary's (CA)	55 57									147	N	Southern Utah	76 53
												153	N	Santa Clara	76 79
												210	A	Sacramento St.	90 82
												303	H	Utah Valley	59 49
LAST 12 Division I GAMES:															
147	N	Southern Utah	76 53	210	A	Sacramento St.	90 82								
153	N	Santa Clara	76 79	3	H	UConn	43 102								
71	H	San Francisco	70 73												
101	H	Pacific	60 53												
303	H	Utah Valley	59 49												
23	H	St. Mary's (CA)	55 57												

Non-Div I Games:

UC Davis

Average RPI Win:	348	WON-LOST	WINNING	LAST 10	STRENGTH OF	OPP. STRENGTH	TEAM	ADJ.	CONF.	ADJ CONF.
Average RPI Loss:	169	RECORD	PCT. RANK	GAMES	SCHEDULE	OF SCHEDULE	RPI	RPI	RPI	RPI
DIV. I ONLY	1- 7	319	1- 7	187	341	304	304	11	11	
DIV. I NON-CONF.	1- 7	317	1- 7	191	340	304	304	11	11	
TOTALS	RPI 1-25	RPI 26-50	W-L RECORDS	RPI 51-100	RPI 101-150	RPI 150+				
1- 7	0- 0	0- 1	OVERALL	0- 2	0- 0	1- 4				
0- 2	0- 0	0- 0	HOME	0- 1	0- 0	0- 1				
1- 3	0- 0	0- 1	AWAY	0- 1	0- 0	1- 1				
0- 2	0- 0	0- 0	NEUTRAL	0- 0	0- 0	0- 2				
1- 7	0- 0	0- 1	NON-CONFERENCE	0- 2	0- 0	1- 4				
0- 2	0- 0	0- 0	HOME	0- 1	0- 0	0- 1				
1- 3	0- 0	0- 1	AWAY	0- 1	0- 0	1- 1				
0- 2	0- 0	0- 0	NEUTRAL	0- 0	0- 0	0- 2				
0- 0	0- 0	0- 0	CONFERENCE	0- 0	0- 0	0- 0				
0- 0	0- 0	0- 0	HOME	0- 0	0- 0	0- 0				
0- 0	0- 0	0- 0	AWAY	0- 0	0- 0	0- 0				
0- 0	0- 0	0- 0	NEUTRAL	0- 0	0- 0	0- 0				

RPI 1-25				RPI 26-50				RPI 51-100				RPI 101+ Team's RPI: 304			
RPI	S	Opponent	Score	RPI	S	Opponent	Score	RPI	S	Opponent	Score	RPI	S	Opponent	Score
				29	A	Bakersfield	70 80	97	H	Pepperdine	53 76	172	H	San Jose St.	65 91
								98	A	South Dakota	52 96	216	N	UAB	65 69
												262	N	Bowling Green	54 62
												309	A	Northern Ariz.	35 66
												348	A	Grand Canyon	54 53
LAST 12 Division I GAMES:															
172	H	San Jose St.	65 91	29	A	Bakersfield	70 80	216	N	UAB	65 69				
97	H	Pepperdine	53 76	348	A	Grand Canyon	54 53	262	N	Bowling Green	54 62				
309	A	Northern Ariz.	35 66	98	A	South Dakota	52 96								

Non-Div I Games:

UC Irvine

Average RPI Win: 190		WON-LOST	WINNING	LAST 10	STRENGTH OF	OPP. STRENGTH	TEAM	ADJ.	CONF.	ADJ CONF.
Average RPI Loss: 19		RECORD	PCT. RANK	GAMES	SCHEDULE	OF SCHEDULE	RPI	RPI	RPI	RPI
DIV. I ONLY		5- 2	74	5- 2	81	132	43	43	11	11
DIV. I NON-CONF.		5- 2	74	5- 2	87	132	43	43	11	11
TOTALS	RPI 1-25	RPI 26-50		W-L RECORDS		RPI 51-100	RPI 101-150	RPI 150+		
5- 2	0- 1	0- 1		OVERALL		1- 0	0- 0	4- 0		
3- 0	0- 0	0- 0		HOME		1- 0	0- 0	2- 0		
1- 2	0- 1	0- 1		AWAY		0- 0	0- 0	1- 0		
1- 0	0- 0	0- 0		NEUTRAL		0- 0	0- 0	1- 0		
5- 2	0- 1	0- 1		NON-CONFERENCE		1- 0	0- 0	4- 0		
3- 0	0- 0	0- 0		HOME		1- 0	0- 0	2- 0		
1- 2	0- 1	0- 1		AWAY		0- 0	0- 0	1- 0		
1- 0	0- 0	0- 0		NEUTRAL		0- 0	0- 0	1- 0		
0- 0	0- 0	0- 0		CONFERENCE		0- 0	0- 0	0- 0		
0- 0	0- 0	0- 0		HOME		0- 0	0- 0	0- 0		
0- 0	0- 0	0- 0		AWAY		0- 0	0- 0	0- 0		
0- 0	0- 0	0- 0		NEUTRAL		0- 0	0- 0	0- 0		

RPI 1-25					Team's RPI: 43		RPI 51-100					RPI 101+						
RPI	S	Opponent	Score		RPI	S	Opponent	Score		RPI	S	Opponent	Score		RPI	S	Opponent	Score
8	A	Fresno St.	61	73	29	A	Bakersfield	65	66	71	H	San Francisco	66	53	153	H	Santa Clara	80 69
															172	H	San Jose St.	100 80
															246	A	New Mexico	70 62
															307	N	Stephen F. Austin	90 62
LAST 12 Division I GAMES:																		
					29	A	Bakersfield	65	66	246	A	New Mexico	70	62				
					8	A	Fresno St.	61	73	307	N	Stephen F. Austin	90	62				
										71	H	San Francisco	66	53				
										172	H	San Jose St.	100	80				
										153	H	Santa Clara	80	69				

Non-Div I Games:

UC Riverside

■ Loss, ■ Non-Conf, S Site, H Home A Away N Neutral

Average RPI Win:	0	WON-LOST	WINNING	LAST 10	STRENGTH OF	OPP. STRENGTH	TEAM	ADJ.	CONF.	ADJ CONF.
Average RPI Loss:	178	RECORD	PCT. RANK	GAMES	SCHEDULE	OF SCHEDULE	RPI	RPI	RPI	RPI
DIV. I ONLY	0- 8	328	0- 8	171	312	321	321	11	11	
DIV. I NON-CONF.	0- 8	325	0- 8	175	310	319	319	11	11	
TOTALS	RPI 1-25	RPI 26-50	W-L RECORDS	RPI 51-100	RPI 101-150	RPI 150+				
0- 8	0- 0	0- 0	OVERALL	0- 2	0- 0	0- 6				
0- 4	0- 0	0- 0	HOME	0- 2	0- 0	0- 2				
0- 4	0- 0	0- 0	AWAY	0- 0	0- 0	0- 4				
0- 0	0- 0	0- 0	NEUTRAL	0- 0	0- 0	0- 0				
0- 8	0- 0	0- 0	NON-CONFERENCE	0- 2	0- 0	0- 6				
0- 4	0- 0	0- 0	HOME	0- 2	0- 0	0- 2				
0- 4	0- 0	0- 0	AWAY	0- 0	0- 0	0- 4				
0- 0	0- 0	0- 0	NEUTRAL	0- 0	0- 0	0- 0				
0- 0	0- 0	0- 0	CONFERENCE	0- 0	0- 0	0- 0				
0- 0	0- 0	0- 0	HOME	0- 0	0- 0	0- 0				
0- 0	0- 0	0- 0	AWAY	0- 0	0- 0	0- 0				
0- 0	0- 0	0- 0	NEUTRAL	0- 0	0- 0	0- 0				

RPI 1-25				RPI 26-50				RPI 51-100				RPI 101+				Team's RPI:	321
RPI	S	Opponent	Score	RPI	S	Opponent	Score	RPI	S	Opponent	Score	RPI	S	Opponent	Score		
								73	H	Washington St.	55	81	153	H	Santa Clara	33	47
								85	H	Idaho	44	47	177	A	San Diego St.	58	64
													178	A	Arizona	34	61
													194	H	Army	39	61
													253	A	Nevada	58	71
													309	A	Northern Ariz.	49	67
LAST 12 Division I GAMES:																	
				73	H	Washington St.	55	81	177	A	San Diego St.	58	64				
				194	H	Army	39	61	253	A	Nevada	58	71				
				178	A	Arizona	34	61									
				309	A	Northern Ariz.	49	67									
				153	H	Santa Clara	33	47									
				85	H	Idaho	44	47									

Non-Div I Games:

UC Santa Barbara

Average RPI Win:	232	WON-LOST	WINNING	LAST 10	STRENGTH OF	OPP. STRENGTH	TEAM	ADJ.	CONF.	ADJ CONF.
Average RPI Loss:	157	RECORD	PCT. RANK	GAMES	SCHEDULE	OF SCHEDULE	RPI	RPI	RPI	RPI
DIV. I ONLY	4- 3	131	4- 3	261	214	227	227	9	9	
DIV. I NON-CONF.	4- 3	132	4- 3	264	216	232	232	9	9	
TOTALS	RPI 1-25	RPI 26-50	W-L RECORDS	RPI 51-100	RPI 101-150	RPI 150+				
4- 3	0- 0	0- 1	OVERALL	0- 0	1- 1	3- 1				
4- 1	0- 0	0- 1	HOME	0- 0	1- 0	3- 0				
0- 2	0- 0	0- 0	AWAY	0- 0	0- 1	0- 1				
0- 0	0- 0	0- 0	NEUTRAL	0- 0	0- 0	0- 0				
4- 3	0- 0	0- 1	NON-CONFERENCE	0- 0	1- 1	3- 1				
4- 1	0- 0	0- 1	HOME	0- 0	1- 0	3- 0				
0- 2	0- 0	0- 0	AWAY	0- 0	0- 1	0- 1				
0- 0	0- 0	0- 0	NEUTRAL	0- 0	0- 0	0- 0				
0- 0	0- 0	0- 0	CONFERENCE	0- 0	0- 0	0- 0				
0- 0	0- 0	0- 0	HOME	0- 0	0- 0	0- 0				
0- 0	0- 0	0- 0	AWAY	0- 0	0- 0	0- 0				
0- 0	0- 0	0- 0	NEUTRAL	0- 0	0- 0	0- 0				

RPI 1-25			RPI 26-50			RPI 51-100			RPI 101+			Team's RPI: 227
RPI	S	Opponent	Score	RPI	S	Opponent	Score	RPI	S	Opponent	Score	
				35	H	Stetson	49 67					
								138	H	Fla. Atlantic	94 74	
								149	A	Massachusetts	62 67	
								207	H	North Florida	60 56	
								280	H	Oakland	98 65	
								288	A	FIU	57 66	
								302	H	Jacksonville	71 59	
LAST 12 Division I GAMES:												
280	H	Oakland	98 65	288	A	FIU	57 66					
138	H	Fla. Atlantic	94 74	207	H	North Florida	60 56					
				149	A	Massachusetts	62 67					
				302	H	Jacksonville	71 59					
				35	H	Stetson	49 67					

Non-Div I Games:

UCF

Average RPI Win:	338	WON-LOST	WINNING	LAST 10	STRENGTH OF	OPP. STRENGTH	TEAM	ADJ.	CONF.	ADJ CONF.
Average RPI Loss:	22	RECORD	PCT. RANK	GAMES	SCHEDULE	OF SCHEDULE	RPI	RPI	RPI	RPI
DIV. I ONLY	1- 4	286	0- 1	2	174	112	112	1	1	
DIV. I NON-CONF.	1- 4	281	0- 1	3	174	114	114	1	1	
TOTALS	RPI 1-25	RPI 26-50	W-L RECORDS	RPI 51-100	RPI 101-150	RPI 150+				
1- 4	0- 2	0- 2	OVERALL	0- 0	0- 0	1- 0				
1- 2	0- 1	0- 1	HOME	0- 0	0- 0	1- 0				
0- 2	0- 1	0- 1	AWAY	0- 0	0- 0	0- 0				
0- 0	0- 0	0- 0	NEUTRAL	0- 0	0- 0	0- 0				
1- 4	0- 2	0- 2	NON-CONFERENCE	0- 0	0- 0	1- 0				
1- 2	0- 1	0- 1	HOME	0- 0	0- 0	1- 0				
0- 2	0- 1	0- 1	AWAY	0- 0	0- 0	0- 0				
0- 0	0- 0	0- 0	NEUTRAL	0- 0	0- 0	0- 0				
0- 0	0- 0	0- 0	CONFERENCE	0- 0	0- 0	0- 0				
0- 0	0- 0	0- 0	HOME	0- 0	0- 0	0- 0				
0- 0	0- 0	0- 0	AWAY	0- 0	0- 0	0- 0				
0- 0	0- 0	0- 0	NEUTRAL	0- 0	0- 0	0- 0				

RPI 1-25				RPI 26-50				RPI 51-100				RPI 101+ Team's RPI: 112			
RPI	S	Opponent	Score	RPI	S	Opponent	Score	RPI	S	Opponent	Score	RPI	S	Opponent	Score
7	A	North Carolina	68 84	27	A	James Madison	87 91					338	H	Cincinnati	66 58
22	H	Nebraska	66 71	30	H	Texas	65 75								
LAST 12 Division I GAMES:															
27	A	James Madison	87 91	7	A	North Carolina	68 84								
338	H	Cincinnati	66 58												
22	H	Nebraska	66 71												
30	H	Texas	65 75												

Non-Div I Games:

UCLA

Average RPI Win:	85	WON-LOST	WINNING	LAST 10	STRENGTH OF	OPP. STRENGTH	TEAM	ADJ.	CONF.	ADJ CONF.
Average RPI Loss:	21	RECORD	PCT. RANK	GAMES	SCHEDULE	OF SCHEDULE	RPI	RPI	RPI	RPI
DIV. I ONLY	6- 1	30	6- 1	29	3	3	3	9	9	
DIV. I NON-CONF.	6- 1	30	6- 1	31	3	3	3	9	9	
TOTALS	RPI 1-25	RPI 26-50	W-L RECORDS	RPI 51-100	RPI 101-150	RPI 150+				
6- 1	2- 1	1- 0	OVERALL	2- 0	0- 0	1- 0				
1- 0	0- 0	0- 0	HOME	1- 0	0- 0	0- 0				
2- 1	1- 1	0- 0	AWAY	1- 0	0- 0	0- 0				
3- 0	1- 0	1- 0	NEUTRAL	0- 0	0- 0	1- 0				
6- 1	2- 1	1- 0	NON-CONFERENCE	2- 0	0- 0	1- 0				
1- 0	0- 0	0- 0	HOME	1- 0	0- 0	0- 0				
2- 1	1- 1	0- 0	AWAY	1- 0	0- 0	0- 0				
3- 0	1- 0	1- 0	NEUTRAL	0- 0	0- 0	1- 0				
0- 0	0- 0	0- 0	CONFERENCE	0- 0	0- 0	0- 0				
0- 0	0- 0	0- 0	HOME	0- 0	0- 0	0- 0				
0- 0	0- 0	0- 0	AWAY	0- 0	0- 0	0- 0				
0- 0	0- 0	0- 0	NEUTRAL	0- 0	0- 0	0- 0				

RPI 1-25				Team's RPI: 3		RPI 26-50				RPI 51-100				RPI 101+					
RPI	S	Opponent	Score		RPI	S	Opponent	Score		RPI	S	Opponent	Score		RPI	S	Opponent	Score	
5	N	Green Bay	89	53	37	N	Vanderbilt	91	52	65	H	Creighton	96	60	299	N	Col. of Charleston	85	24
6	A	Notre Dame	76	58						100	A	UC Davis	102	43					
21	A	Stanford	86	88															
LAST 12 Division I GAMES:																			
21	A	Stanford	86	88	6	A	Notre Dame	76	58										
100	A	UC Davis	102	43	5	N	Green Bay	89	53										
					37	N	Vanderbilt	91	52										
					299	N	Col. of Charleston	85	24										
					65	H	Creighton	96	60										

Non-Div I Games:

UConn

Average RPI Win:	301	WON-LOST	WINNING	LAST 10	STRENGTH OF	OPP. STRENGTH	TEAM	ADJ.	CONF.	ADJ CONF.
Average RPI Loss:	159	RECORD	PCT. RANK	GAMES	SCHEDULE	OF SCHEDULE	RPI	RPI	RPI	RPI
DIV. I ONLY	3- 3	155	3- 3	346	79	326	326	27	27	
DIV. I NON-CONF.	3- 3	155	3- 3	346	79	325	325	27	27	
TOTALS	RPI 1-25	RPI 26-50	W-L RECORDS	RPI 51-100	RPI 101-150	RPI 150+				
3- 3	0- 0	0- 0	OVERALL	0- 1	0- 0	3- 2				
2- 2	0- 0	0- 0	HOME	0- 0	0- 0	2- 2				
1- 1	0- 0	0- 0	AWAY	0- 1	0- 0	1- 0				
0- 0	0- 0	0- 0	NEUTRAL	0- 0	0- 0	0- 0				
3- 3	0- 0	0- 0	NON-CONFERENCE	0- 1	0- 0	3- 2				
2- 2	0- 0	0- 0	HOME	0- 0	0- 0	2- 2				
1- 1	0- 0	0- 0	AWAY	0- 1	0- 0	1- 0				
0- 0	0- 0	0- 0	NEUTRAL	0- 0	0- 0	0- 0				
0- 0	0- 0	0- 0	CONFERENCE	0- 0	0- 0	0- 0				
0- 0	0- 0	0- 0	HOME	0- 0	0- 0	0- 0				
0- 0	0- 0	0- 0	AWAY	0- 0	0- 0	0- 0				
0- 0	0- 0	0- 0	NEUTRAL	0- 0	0- 0	0- 0				

RPI 1-25				RPI 26-50				RPI 51-100				RPI 101+				Team's RPI: 326	
RPI	S	Opponent	Score	RPI	S	Opponent	Score	RPI	S	Opponent	Score	RPI	S	Opponent	Score		
								86	A	American	51	77	162	H	Robert Morris	60	84
													230	H	Towson	54	59
													278	H	Coppin St.	78	65
													294	A	Columbia	76	66
													332	H	Loyola Maryland	81	58
LAST 12 Division I GAMES:																	
				294	A	Columbia	76 66					278	H	Coppin St.	78 65		
				86	A	American	51 77					332	H	Loyola Maryland	81 58		
				230	H	Towson	54 59										
				162	H	Robert Morris	60 84										

Non-Div I Games: Eastern 93 68

UMBC

Average RPI Win:	283	WON-LOST	WINNING	LAST 10	STRENGTH OF	OPP. STRENGTH	TEAM	ADJ.	CONF.	ADJ CONF.
Average RPI Loss:	186	RECORD	PCT. RANK	GAMES	SCHEDULE	OF SCHEDULE	RPI	RPI	RPI	RPI
DIV. I ONLY	3- 4	190	3- 4	286	309	295	295	30	30	
DIV. I NON-CONF.	1- 4	281	1- 4	313	291	337	337	29	29	
TOTALS	RPI 1-25	RPI 26-50	W-L RECORDS	RPI 51-100	RPI 101-150	RPI 150+				
3- 4	0- 0	0- 0	OVERALL	0- 1	0- 0	3- 3				
3- 1	0- 0	0- 0	HOME	0- 0	0- 0	3- 1				
0- 3	0- 0	0- 0	AWAY	0- 1	0- 0	0- 2				
0- 0	0- 0	0- 0	NEUTRAL	0- 0	0- 0	0- 0				
1- 4	0- 0	0- 0	NON-CONFERENCE	0- 1	0- 0	1- 3				
1- 1	0- 0	0- 0	HOME	0- 0	0- 0	1- 1				
0- 3	0- 0	0- 0	AWAY	0- 1	0- 0	0- 2				
0- 0	0- 0	0- 0	NEUTRAL	0- 0	0- 0	0- 0				
2- 0	0- 0	0- 0	CONFERENCE	0- 0	0- 0	2- 0				
2- 0	0- 0	0- 0	HOME	0- 0	0- 0	2- 0				
0- 0	0- 0	0- 0	AWAY	0- 0	0- 0	0- 0				
0- 0	0- 0	0- 0	NEUTRAL	0- 0	0- 0	0- 0				

RPI 1-25				RPI 26-50				RPI 51-100				RPI 101+				Team's RPI: 295	
RPI	S	Opponent	Score	RPI	S	Opponent	Score	RPI	S	Opponent	Score	RPI	S	Opponent	Score		
								92	A	Marshall	57	74	158	H	VCU	50	72
												185	H	N.C. A&T	58	43	
												203	A	Virginia Tech	41	63	
												291	A	Georgetown	75	88	
												318	H	N.C. Central	71	61	
												345	H	Mt. St. Mary's	58	43	
LAST 12 Division I GAMES:																	
				158	H	VCU	50	72				185	H	N.C. A&T	58	43	
				203	A	Virginia Tech	41	63				318	H	N.C. Central	71	61	
				291	A	Georgetown	75	88				345	H	Mt. St. Mary's	58	43	
									92	A	Marshall	57	74				

Non-Div I Games: Cheyney 63 38

UMES

■ Loss,
 ■ Non-Conf,
 ■ S Site,
 ■ H Home
 ■ A Away
 N Neutral

Average RPI Win:	306	WON-LOST	WINNING	LAST 10	STRENGTH OF	OPP. STRENGTH	TEAM	ADJ.	CONF.	ADJ CONF.
Average RPI Loss:	183	RECORD	PCT. RANK	GAMES	SCHEDULE	OF SCHEDULE	RPI	RPI	RPI	RPI
DIV. I ONLY	2- 5	253	2- 5	304	272	314	314	33	33	
DIV. I NON-CONF.	2- 5	251	2- 5	305	276	313	313	33	33	
TOTALS	RPI 1-25	RPI 26-50	W-L RECORDS	RPI 51-100	RPI 101-150	RPI 150+				
2- 5	0- 0	0- 0	OVERALL	0- 1	0- 1	2- 3				
1- 2	0- 0	0- 0	HOME	0- 0	0- 1	1- 1				
1- 3	0- 0	0- 0	AWAY	0- 1	0- 0	1- 2				
0- 0	0- 0	0- 0	NEUTRAL	0- 0	0- 0	0- 0				
2- 5	0- 0	0- 0	NON-CONFERENCE	0- 1	0- 1	2- 3				
1- 2	0- 0	0- 0	HOME	0- 0	0- 1	1- 1				
1- 3	0- 0	0- 0	AWAY	0- 1	0- 0	1- 2				
0- 0	0- 0	0- 0	NEUTRAL	0- 0	0- 0	0- 0				
0- 0	0- 0	0- 0	CONFERENCE	0- 0	0- 0	0- 0				
0- 0	0- 0	0- 0	HOME	0- 0	0- 0	0- 0				
0- 0	0- 0	0- 0	AWAY	0- 0	0- 0	0- 0				
0- 0	0- 0	0- 0	NEUTRAL	0- 0	0- 0	0- 0				

RPI 1-25				RPI 26-50				RPI 51-100				RPI 101+ Team's RPI: 314					
RPI	S	Opponent	Score	RPI	S	Opponent	Score	RPI	S	Opponent	Score	RPI	S	Opponent	Score		
								58	A	Kansas St.	36	65	104	H	Abilene Christian	55	80
													168	A	Western Ill.	48	71
													248	H	Milwaukee	60	72
													296	H	Mississippi Val.	62	46
													315	A	Eastern Ill.	69	53
													337	A	Denver	66	74
LAST 12 Division I GAMES:																	
				337	A	Denver	66	74		296	H	Mississippi Val.	62	46			
				248	H	Milwaukee	60	72		168	A	Western Ill.	48	71			
				104	H	Abilene Christian	55	80		58	A	Kansas St.	36	65			
										315	A	Eastern Ill.	69	53			

Non-Div I Games: Rockhurst

60 65

UMKC

CHAD LOWELL				Through Games Of Dec-07, 2011						
Average RPI Win:	246	WON-LOST	WINNING	LAST 10	STRENGTH OF	OPP. STRENGTH	TEAM	ADJ.	CONF.	ADJ CONF.
Average RPI Loss:	157	RECORD	PCT. RANK	GAMES	SCHEDULE	OF SCHEDULE	RPI	RPI	RPI	RPI
DIV. I ONLY	3- 4	190	3- 4	186	152	209	209	27	27	
DIV. I NON-CONF.	3- 4	188	3- 4	190	153	207	207	27	27	
TOTALS	RPI 1-25	RPI 26-50	W-L RECORDS	RPI 51-100	RPI 101-150	RPI 150+				
3- 4	0- 1	0- 0	OVERALL	0- 0	0- 0	3- 3				
2- 2	0- 0	0- 0	HOME	0- 0	0- 0	2- 2				
1- 2	0- 1	0- 0	AWAY	0- 0	0- 0	1- 1				
0- 0	0- 0	0- 0	NEUTRAL	0- 0	0- 0	0- 0				
3- 4	0- 1	0- 0	NON-CONFERENCE	0- 0	0- 0	3- 3				
2- 2	0- 0	0- 0	HOME	0- 0	0- 0	2- 2				
1- 2	0- 1	0- 0	AWAY	0- 0	0- 0	1- 1				
0- 0	0- 0	0- 0	NEUTRAL	0- 0	0- 0	0- 0				
0- 0	0- 0	0- 0	CONFERENCE	0- 0	0- 0	0- 0				
0- 0	0- 0	0- 0	HOME	0- 0	0- 0	0- 0				
0- 0	0- 0	0- 0	AWAY	0- 0	0- 0	0- 0				
0- 0	0- 0	0- 0	NEUTRAL	0- 0	0- 0	0- 0				

RPI 1-25				RPI 26-50				RPI 51-100				RPI 101+ Team's RPI: 209			
RPI	S	Opponent	Score	RPI	S	Opponent	Score	RPI	S	Opponent	Score	RPI	S	Opponent	Score
6	A	Notre Dame	51 105									154	H	Central Conn. St.	58 81
												184	H	Rhode Island	66 75
												204	H	Yale	80 72
												240	H	Fairleigh Dickinson	78 67
												285	A	Providence	54 66
												294	A	Columbia	69 59
LAST 12 Division I GAMES:															
294	A	Columbia	69 59	204	H	Yale	80 72								
240	H	Fairleigh Dickinson	78 67	285	A	Providence	54 66								
154	H	Central Conn. St.	58 81												
184	H	Rhode Island	66 75												
6	A	Notre Dame	51 105												

Non-Div I Games:	Mount Ida	93	41
------------------	-----------	----	----

UMass Lowell

Loss, Non-Conf, S Site, H Home A Away N Neutral

Average RPI Win:	349	WON-LOST	WINNING	LAST 10	STRENGTH OF	OPP. STRENGTH	TEAM	ADJ.	CONF.	ADJ CONF.
Average RPI Loss:	199	RECORD	PCT. RANK	GAMES	SCHEDULE	OF SCHEDULE	RPI	RPI	RPI	RPI
DIV. I ONLY	1- 5	292	1- 5	324	303	343	343	31	31	
DIV. I NON-CONF.	0- 5	325	0- 5	289	222	342	342	31	31	
TOTALS	RPI 1-25	RPI 26-50	W-L RECORDS	RPI 51-100	RPI 101-150	RPI 150+				
1- 5	0- 1	0- 0	OVERALL	0- 0	0- 0	1- 4				
1- 2	0- 0	0- 0	HOME	0- 0	0- 0	1- 2				
0- 3	0- 1	0- 0	AWAY	0- 0	0- 0	0- 2				
0- 0	0- 0	0- 0	NEUTRAL	0- 0	0- 0	0- 0				
0- 5	0- 1	0- 0	NON-CONFERENCE	0- 0	0- 0	0- 4				
0- 2	0- 0	0- 0	HOME	0- 0	0- 0	0- 2				
0- 3	0- 1	0- 0	AWAY	0- 0	0- 0	0- 2				
0- 0	0- 0	0- 0	NEUTRAL	0- 0	0- 0	0- 0				
1- 0	0- 0	0- 0	CONFERENCE	0- 0	0- 0	1- 0				
1- 0	0- 0	0- 0	HOME	0- 0	0- 0	1- 0				
0- 0	0- 0	0- 0	AWAY	0- 0	0- 0	0- 0				
0- 0	0- 0	0- 0	NEUTRAL	0- 0	0- 0	0- 0				

RPI 1-25				RPI 26-50				RPI 51-100				RPI 101+ Team's RPI: 343			
RPI	S	Opponent	Score	RPI	S	Opponent	Score	RPI	S	Opponent	Score	RPI	S	Opponent	Score
24	A	South Fla.	53 97									160	H	East Tenn. St.	68 81
												185	A	N.C. A&T	46 63
												306	H	Wofford	52 70
												318	A	N.C. Central	52 55
												349	H	Charleston So.	56 47
LAST 12 Division I GAMES:															
				306	H	Wofford	52 70					349	H	Charleston So.	56 47
												318	A	N.C. Central	52 55
												24	A	South Fla.	53 97
												185	A	N.C. A&T	46 63
												160	H	East Tenn. St.	68 81

Non-Div I Games:	Barton	71	48
------------------	--------	----	----

UNC Asheville

■ Loss, ■ Non-Conf, S Site, H Home A Away N Neutral

UNC Greensboro

Through Games Of Dec. 8, 2014

Average RPI Win:	307	WON-LOST	WINNING	LAST 10	STRENGTH OF	OPP. STRENGTH	TEAM	ADJ.	CONF.	ADJ CONF.
Average RPI Loss:	200	RECORD	PCT. RANK	GAMES	SCHEDULE	OF SCHEDULE	RPI	RPI	RPI	RPI
DIV. I ONLY	3- 5	221	3- 5	338	184	317	317	22	22	
DIV. I NON-CONF.	3- 5	219	3- 5	340	186	316	316	23	23	
TOTALS	RPI 1-25	RPI 26-50	W-L RECORDS	RPI 51-100	RPI 101-150	RPI 150+				
3- 5	0- 0	0- 0	OVERALL	0- 0	0- 2	3- 3				
1- 1	0- 0	0- 0	HOME	0- 0	0- 0	1- 1				
2- 3	0- 0	0- 0	AWAY	0- 0	0- 2	2- 1				
0- 1	0- 0	0- 0	NEUTRAL	0- 0	0- 0	0- 1				
3- 5	0- 0	0- 0	NON-CONFERENCE	0- 0	0- 2	3- 3				
1- 1	0- 0	0- 0	HOME	0- 0	0- 0	1- 1				
2- 3	0- 0	0- 0	AWAY	0- 0	0- 2	2- 1				
0- 1	0- 0	0- 0	NEUTRAL	0- 0	0- 0	0- 1				
0- 0	0- 0	0- 0	CONFERENCE	0- 0	0- 0	0- 0				
0- 0	0- 0	0- 0	HOME	0- 0	0- 0	0- 0				
0- 0	0- 0	0- 0	AWAY	0- 0	0- 0	0- 0				
0- 0	0- 0	0- 0	NEUTRAL	0- 0	0- 0	0- 0				

RPI 1-25				RPI 26-50				RPI 51-100				RPI 101+ Team's RPI: 317			
RPI	S	Opponent	Score	RPI	S	Opponent	Score	RPI	S	Opponent	Score	RPI	S	Opponent	Score
												128	A	Clemson	51 80
												139	A	High Point	67 78
												189	H	USC Upstate	60 69
												257	N	Northern Ky.	58 66
												289	A	Navy	64 71
												293	H	Gardner-Webb	76 60
												299	A	Col. of Charleston	70 68
												330	A	Longwood	70 64
LAST 12 Division I GAMES:															
				293	H	Gardner-Webb	76 60					139	A	High Point	67 78
				257	N	Northern Ky.	58 66					128	A	Clemson	51 80
				289	A	Navy	64 71								
				330	A	Longwood	70 64								
				189	H	USC Upstate	60 69								
				299	A	Col. of Charleston	70 68								

Non-Div I Games:

UNC Greensboro

■ Loss,
 ■ Non-Conf,
 ■ S Site,
 ■ H Home
 ■ A Away
 N Neutral

UNCWUNCW

UNCW

Page 313

Average RPI Win:	258	WON-LOST	WINNING	LAST 10	STRENGTH OF	OPP. STRENGTH	TEAM	ADJ.	CONF.	ADJ CONF.
Average RPI Loss:	74	RECORD	PCT. RANK	GAMES	SCHEDULE	OF SCHEDULE	RPI	RPI	RPI	RPI
DIV. I ONLY	1- 6	303	1- 6	11	231	127	127	21	21	
DIV. I NON-CONF.	1- 6	303	1- 6	13	235	130	130	22	22	
TOTALS	RPI 1-25	RPI 26-50	W-L RECORDS	RPI 51-100	RPI 101-150	RPI 150+				
1- 6	0- 1	0- 1	OVERALL	0- 3	0- 0	1- 1				
0- 1	0- 0	0- 0	HOME	0- 1	0- 0	0- 0				
1- 4	0- 0	0- 1	AWAY	0- 2	0- 0	1- 1				
0- 1	0- 1	0- 0	NEUTRAL	0- 0	0- 0	0- 0				
1- 6	0- 1	0- 1	NON-CONFERENCE	0- 3	0- 0	1- 1				
0- 1	0- 0	0- 0	HOME	0- 1	0- 0	0- 0				
1- 4	0- 0	0- 1	AWAY	0- 2	0- 0	1- 1				
0- 1	0- 1	0- 0	NEUTRAL	0- 0	0- 0	0- 0				
0- 0	0- 0	0- 0	CONFERENCE	0- 0	0- 0	0- 0				
0- 0	0- 0	0- 0	HOME	0- 0	0- 0	0- 0				
0- 0	0- 0	0- 0	AWAY	0- 0	0- 0	0- 0				
0- 0	0- 0	0- 0	NEUTRAL	0- 0	0- 0	0- 0				

RPI 1-25				RPI 26-50				RPI 51-100				RPI 101+				Team's RPI: 127	
RPI	S	Opponent	Score	RPI	S	Opponent	Score	RPI	S	Opponent	Score	RPI	S	Opponent	Score		
20	N	Tulane	48 71	31	A	Iowa	45 73	65	H	Creighton	56 58	163	A	Hofstra	58 61		
								69	A	Akron	73 82	258	A	Tulsa	69 66		
								98	A	South Dakota	77 85						
LAST 12 Division I GAMES:																	
		65	H	Creighton	56	58		258	A	Tulsa	69	66					
		98	A	South Dakota	77	85											
		20	N	Tulane	48	71											
		163	A	Hofstra	58	61											
		31	A	Iowa	45	73											
		69	A	Akron	73	82											

Non-Div I Games:

UNI

Average RPI Win:	307	WON-LOST	WINNING	LAST 10	STRENGTH OF	OPP. STRENGTH	TEAM	ADJ.	CONF.	ADJ CONF.
Average RPI Loss:	137	RECORD	PCT. RANK	GAMES	SCHEDULE	OF SCHEDULE	RPI	RPI	RPI	RPI
DIV. I ONLY	3- 5	221	3- 5	260	238	287	287	23	23	
DIV. I NON-CONF.	3- 5	219	3- 5	263	242	290	290	24	24	
TOTALS	RPI 1-25	RPI 26-50	W-L RECORDS	RPI 51-100	RPI 101-150	RPI 150+				
3- 5	0- 0	0- 1	OVERALL	0- 0	0- 3	3- 1				
3- 1	0- 0	0- 1	HOME	0- 0	0- 0	3- 0				
0- 3	0- 0	0- 0	AWAY	0- 0	0- 2	0- 1				
0- 1	0- 0	0- 0	NEUTRAL	0- 0	0- 1	0- 0				
3- 5	0- 0	0- 1	NON-CONFERENCE	0- 0	0- 3	3- 1				
3- 1	0- 0	0- 1	HOME	0- 0	0- 0	3- 0				
0- 3	0- 0	0- 0	AWAY	0- 0	0- 2	0- 1				
0- 1	0- 0	0- 0	NEUTRAL	0- 0	0- 1	0- 0				
0- 0	0- 0	0- 0	CONFERENCE	0- 0	0- 0	0- 0				
0- 0	0- 0	0- 0	HOME	0- 0	0- 0	0- 0				
0- 0	0- 0	0- 0	AWAY	0- 0	0- 0	0- 0				
0- 0	0- 0	0- 0	NEUTRAL	0- 0	0- 0	0- 0				

RPI 1-25			RPI 26-50			RPI 51-100			RPI 101+			Team's RPI: 287
RPI	S	Opponent	Score	RPI	S	Opponent	Score	RPI	S	Opponent	Score	
				48	H	South Dakota St.	59 65					
								116	A	BYU	61 76	
								131	A	Hawaii	70 79	
								140	N	Missouri	60 79	
								251	A	Utah	49 62	
								272	H	Loyola Marymount	91 76	
								301	H	A&M-Corpus Christi	77 65	
								347	H	Delaware St.	91 78	
LAST 12 Division I GAMES:												
140	N	Missouri	60 79	251	A	Utah	49 62					
272	H	Loyola Marymount	91 76	116	A	BYU	61 76					
301	H	A&M-Corpus Christi	77 65	48	H	South Dakota St.	59 65					
				347	H	Delaware St.	91 78					
				131	A	Hawaii	70 79					

Non-Div I Games:

UNLV

Average RPI Win:	314	WON-LOST	WINNING	LAST 10	STRENGTH OF	OPP. STRENGTH	TEAM	ADJ.	CONF.	ADJ CONF.
Average RPI Loss:	162	RECORD	PCT. RANK	GAMES	SCHEDULE	OF SCHEDULE	RPI	RPI	RPI	RPI
DIV. I ONLY	2- 5	253	2- 5	73	339	189	189	17	17	
DIV. I NON-CONF.	2- 5	251	2- 5	78	338	191	191	17	17	
TOTALS	RPI 1-25	RPI 26-50	W-L RECORDS	RPI 51-100	RPI 101-150	RPI 150+				
2- 5	0- 0	0- 1	OVERALL	0- 1	0- 1	2- 2				
1- 0	0- 0	0- 0	HOME	0- 0	0- 0	1- 0				
1- 5	0- 0	0- 1	AWAY	0- 1	0- 1	1- 2				
0- 0	0- 0	0- 0	NEUTRAL	0- 0	0- 0	0- 0				
2- 5	0- 0	0- 1	NON-CONFERENCE	0- 1	0- 1	2- 2				
1- 0	0- 0	0- 0	HOME	0- 0	0- 0	1- 0				
1- 5	0- 0	0- 1	AWAY	0- 1	0- 1	1- 2				
0- 0	0- 0	0- 0	NEUTRAL	0- 0	0- 0	0- 0				
0- 0	0- 0	0- 0	CONFERENCE	0- 0	0- 0	0- 0				
0- 0	0- 0	0- 0	HOME	0- 0	0- 0	0- 0				
0- 0	0- 0	0- 0	AWAY	0- 0	0- 0	0- 0				
0- 0	0- 0	0- 0	NEUTRAL	0- 0	0- 0	0- 0				

RPI 1-25				RPI 26-50				RPI 51-100				RPI 101+				Team's RPI: 189	
RPI	S	Opponent	Score	RPI	S	Opponent	Score	RPI	S	Opponent	Score	RPI	S	Opponent	Score		
				31	A	Iowa	56 107	75	A	Iowa St.	76 98	106	A	Alabama	65 74		
												284	A	South Carolina St.	50 60		
												311	H	IPFW	85 73		
												312	A	Western Caro.	59 63		
												317	A	UNC Greensboro	69 60		
LAST 12 Division I GAMES:																	
				312	A	Western Caro.	59 63	311	H	IPFW	85 73						
				106	A	Alabama	65 74	317	A	UNC Greensboro	69 60						
				284	A	South Carolina St.	50 60	75	A	Iowa St.	76 98						
								31	A	Iowa	56 107						

Non-Div I Games: Converse 78 50 Brevard 72 44

USC Upstate

Loss, Non-Conf, S Site, H Home A Away N Neutral

Average RPI Win:	317	WON-LOST	WINNING	LAST 10	STRENGTH OF	OPP. STRENGTH	TEAM	ADJ.	CONF.	ADJ CONF.
Average RPI Loss:	97	RECORD	PCT. RANK	GAMES	SCHEDULE	OF SCHEDULE	RPI	RPI	RPI	RPI
DIV. I ONLY	3- 6	238	3- 6	217	201	249	249	28	28	
DIV. I NON-CONF.	3- 6	233	3- 6	220	203	251	251	28	28	
TOTALS	RPI 1-25	RPI 26-50	W-L RECORDS	RPI 51-100	RPI 101-150	RPI 150+				
3- 6	0- 1	0- 0	OVERALL	0- 3	0- 1	3- 1				
2- 1	0- 0	0- 0	HOME	0- 1	0- 0	2- 0				
1- 3	0- 1	0- 0	AWAY	0- 0	0- 1	1- 1				
0- 2	0- 0	0- 0	NEUTRAL	0- 2	0- 0	0- 0				
3- 6	0- 1	0- 0	NON-CONFERENCE	0- 3	0- 1	3- 1				
2- 1	0- 0	0- 0	HOME	0- 1	0- 0	2- 0				
1- 3	0- 1	0- 0	AWAY	0- 0	0- 1	1- 1				
0- 2	0- 0	0- 0	NEUTRAL	0- 2	0- 0	0- 0				
0- 0	0- 0	0- 0	CONFERENCE	0- 0	0- 0	0- 0				
0- 0	0- 0	0- 0	HOME	0- 0	0- 0	0- 0				
0- 0	0- 0	0- 0	AWAY	0- 0	0- 0	0- 0				
0- 0	0- 0	0- 0	NEUTRAL	0- 0	0- 0	0- 0				

RPI 1-25				RPI 26-50				RPI 51-100				RPI 101+ Team's RPI: 249			
RPI	S	Opponent	Score	RPI	S	Opponent	Score	RPI	S	Opponent	Score	RPI	S	Opponent	Score
17	A	Louisville	43 77					59	N	Dayton	47 78	106	A	Alabama	55 68
								90	H	Southern Ill.	78 87	215	A	Samford	75 79
								97	N	Pepperdine	58 59	269	H	Evansville	84 74
												338	H	Cincinnati	62 61
												344	A	Illinois St.	79 46
LAST 12 Division I GAMES:															
269	H	Evansville	84 74	344	A	Illinois St.	79 46								
215	A	Samford	75 79	106	A	Alabama	55 68								
97	N	Pepperdine	58 59	90	H	Southern Ill.	78 87								
59	N	Dayton	47 78												
338	H	Cincinnati	62 61												
17	A	Louisville	43 77												

Non-Div I Games:

UT Martin

■ Loss,
 ■ Non-Conf, S Site,
 ■ Home
 ■ Away
 N Neutral

Average RPI Win:	328	WON-LOST	WINNING	LAST 10	STRENGTH OF	OPP. STRENGTH	TEAM	ADJ.	CONF.	ADJ CONF.
Average RPI Loss:	145	RECORD	PCT. RANK	GAMES	SCHEDULE	OF SCHEDULE	RPI	RPI	RPI	RPI
DIV. I ONLY	2- 3	210	2- 3	150	349	267	267	16	16	
DIV. I NON-CONF.	2- 3	206	2- 3	153	349	269	269	16	16	
TOTALS	RPI 1-25	RPI 26-50	W-L RECORDS	RPI 51-100	RPI 101-150	RPI 150+				
2- 3	0- 0	0- 0	OVERALL	0- 1	0- 0	2- 2				
2- 1	0- 0	0- 0	HOME	0- 0	0- 0	2- 1				
0- 1	0- 0	0- 0	AWAY	0- 0	0- 0	0- 1				
0- 1	0- 0	0- 0	NEUTRAL	0- 1	0- 0	0- 0				
2- 3	0- 0	0- 0	NON-CONFERENCE	0- 1	0- 0	2- 2				
2- 1	0- 0	0- 0	HOME	0- 0	0- 0	2- 1				
0- 1	0- 0	0- 0	AWAY	0- 0	0- 0	0- 1				
0- 1	0- 0	0- 0	NEUTRAL	0- 1	0- 0	0- 0				
0- 0	0- 0	0- 0	CONFERENCE	0- 0	0- 0	0- 0				
0- 0	0- 0	0- 0	HOME	0- 0	0- 0	0- 0				
0- 0	0- 0	0- 0	AWAY	0- 0	0- 0	0- 0				
0- 0	0- 0	0- 0	NEUTRAL	0- 0	0- 0	0- 0				

RPI 1-25			RPI 26-50			RPI 51-100			RPI 101+			Team's RPI: 267
RPI	S	Opponent	Score	RPI	S	Opponent	Score	RPI	S	Opponent	Score	
						58 N	Kansas St.	43	72	175 H	Houston Baptist	77 87
										201 A	SMU	59 63
										309 H	Northern Ariz.	82 58
										346 H	New Mexico St.	78 73
LAST 12 Division I GAMES:												
						175 H	Houston Baptist	77	87			
						58 N	Kansas St.	43	72			
						309 H	Northern Ariz.	82	58			
						201 A	SMU	59	63			
						346 H	New Mexico St.	78	73			

Non-Div I Games: Eastern N.M. 84 49

UTEP

Average RPI Win:	177	WON-LOST	WINNING	LAST 10	STRENGTH OF	OPP. STRENGTH	TEAM	ADJ.	CONF.	ADJ CONF.
Average RPI Loss:	142	RECORD	PCT. RANK	GAMES	SCHEDULE	OF SCHEDULE	RPI	RPI	RPI	RPI
DIV. I ONLY	4- 3	131	4- 3	237	65	174	174	16	16	
DIV. I NON-CONF.	4- 3	132	4- 3	240	65	175	175	16	16	
TOTALS	RPI 1-25	RPI 26-50	W-L RECORDS	RPI 51-100	RPI 101-150	RPI 150+				
4- 3	0- 0	0- 1	OVERALL	0- 0	2- 0	2- 2				
2- 2	0- 0	0- 0	HOME	0- 0	1- 0	1- 2				
2- 1	0- 0	0- 1	AWAY	0- 0	1- 0	1- 0				
0- 0	0- 0	0- 0	NEUTRAL	0- 0	0- 0	0- 0				
4- 3	0- 0	0- 1	NON-CONFERENCE	0- 0	2- 0	2- 2				
2- 2	0- 0	0- 0	HOME	0- 0	1- 0	1- 2				
2- 1	0- 0	0- 1	AWAY	0- 0	1- 0	1- 0				
0- 0	0- 0	0- 0	NEUTRAL	0- 0	0- 0	0- 0				
0- 0	0- 0	0- 0	CONFERENCE	0- 0	0- 0	0- 0				
0- 0	0- 0	0- 0	HOME	0- 0	0- 0	0- 0				
0- 0	0- 0	0- 0	AWAY	0- 0	0- 0	0- 0				
0- 0	0- 0	0- 0	NEUTRAL	0- 0	0- 0	0- 0				

RPI 1-25				RPI 26-50				RPI 51-100				RPI 101+ Team's RPI: 174			
RPI	S	Opponent	Score	RPI	S	Opponent	Score	RPI	S	Opponent	Score	RPI	S	Opponent	Score
				30	A	Texas	48 68					104	H	Abilene Christian	70 57
												141	A	Texas-Arlington	63 55
												156	H	Incarnate Word	57 31
												179	H	Drake	61 69
												217	H	Texas St.	53 57
												305	A	Lamar	72 40
LAST 12 Division I GAMES:															
				217	H	Texas St.	53 57	30	A	Texas	48 68				
				141	A	Texas-Arlington	63 55								
				156	H	Incarnate Word	57 31								
				179	H	Drake	61 69								
				305	A	Lamar	72 40								
				104	H	Abilene Christian	70 57								

Non-Div I Games:

UTSA

Average RPI Win:	240	WON-LOST	WINNING	LAST 10	STRENGTH OF	OPP. STRENGTH	TEAM	ADJ.	CONF.	ADJ CONF.
Average RPI Loss:	120	RECORD	PCT. RANK	GAMES	SCHEDULE	OF SCHEDULE	RPI	RPI	RPI	RPI
DIV. I ONLY	3- 4	190	3- 4	259	101	251	251	1	1	
DIV. I NON-CONF.	3- 4	188	3- 4	262	101	253	253	1	1	
TOTALS	RPI 1-25	RPI 26-50	W-L RECORDS	RPI 51-100	RPI 101-150	RPI 150+				
3- 4	0- 1	0- 0	OVERALL	0- 1	0- 0	3- 2				
3- 0	0- 0	0- 0	HOME	0- 0	0- 0	3- 0				
0- 2	0- 1	0- 0	AWAY	0- 1	0- 0	0- 0				
0- 2	0- 0	0- 0	NEUTRAL	0- 0	0- 0	0- 2				
3- 4	0- 1	0- 0	NON-CONFERENCE	0- 1	0- 0	3- 2				
3- 0	0- 0	0- 0	HOME	0- 0	0- 0	3- 0				
0- 2	0- 1	0- 0	AWAY	0- 1	0- 0	0- 0				
0- 2	0- 0	0- 0	NEUTRAL	0- 0	0- 0	0- 2				
0- 0	0- 0	0- 0	CONFERENCE	0- 0	0- 0	0- 0				
0- 0	0- 0	0- 0	HOME	0- 0	0- 0	0- 0				
0- 0	0- 0	0- 0	AWAY	0- 0	0- 0	0- 0				
0- 0	0- 0	0- 0	NEUTRAL	0- 0	0- 0	0- 0				

RPI 1-25				RPI 26-50				RPI 51-100				RPI 101+				Team's RPI: 251	
RPI	S	Opponent	Score	RPI	S	Opponent	Score	RPI	S	Opponent	Score	RPI	S	Opponent	Score		
22	A	Nebraska	43 66					65	A	Creighton	56 64	172	H	San Jose St.	100 87		
												180	N	Ole Miss	38 52		
												212	N	Portland	50 58		
												261	H	Utah St.	63 57		
												287	H	UNLV	62 49		
LAST 12 Division I GAMES:																	
				65	A	Creighton	56 64	287	H	UNLV	62 49						
				172	H	San Jose St.	100 87	261	H	Utah St.	63 57						
								212	N	Portland	50 58						
								180	N	Ole Miss	38 52						
								22	A	Nebraska	43 66						

Non-Div I Games:

Utah

Average RPI Win:	303	WON-LOST	WINNING	LAST 10	STRENGTH OF	OPP. STRENGTH	TEAM	ADJ.	CONF.	ADJ CONF.
Average RPI Loss:	134	RECORD	PCT. RANK	GAMES	SCHEDULE	OF SCHEDULE	RPI	RPI	RPI	RPI
DIV. I ONLY	1- 6	303	1- 6	101	248	261	261	23	23	
DIV. I NON-CONF.	1- 6	303	1- 6	107	251	264	264	24	24	
TOTALS	RPI 1-25	RPI 26-50	W-L RECORDS	RPI 51-100	RPI 101-150	RPI 150+				
1- 6	0- 1	0- 1	OVERALL	0- 1	0- 0	1- 3				
1- 0	0- 0	0- 0	HOME	0- 0	0- 0	1- 0				
0- 4	0- 1	0- 0	AWAY	0- 1	0- 0	0- 2				
0- 2	0- 0	0- 1	NEUTRAL	0- 0	0- 0	0- 1				
1- 6	0- 1	0- 1	NON-CONFERENCE	0- 1	0- 0	1- 3				
1- 0	0- 0	0- 0	HOME	0- 0	0- 0	1- 0				
0- 4	0- 1	0- 0	AWAY	0- 1	0- 0	0- 2				
0- 2	0- 0	0- 1	NEUTRAL	0- 0	0- 0	0- 1				
0- 0	0- 0	0- 0	CONFERENCE	0- 0	0- 0	0- 0				
0- 0	0- 0	0- 0	HOME	0- 0	0- 0	0- 0				
0- 0	0- 0	0- 0	AWAY	0- 0	0- 0	0- 0				
0- 0	0- 0	0- 0	NEUTRAL	0- 0	0- 0	0- 0				

RPI 1-25				RPI 26-50				RPI 51-100				RPI 101+ Team's RPI: 261			
RPI	S	Opponent	Score	RPI	S	Opponent	Score	RPI	S	Opponent	Score	RPI	S	Opponent	Score
15	A	Baylor	43 99	35	N	Stetson	64 84	94	A	Oregon St.	62 85	198	N	Marist	65 68
												211	A	Oregon	77 100
												251	A	Utah	57 63
												303	H	Utah Valley	79 61
LAST 12 Division I GAMES:															
251	A	Utah	57 63	303	H	Utah Valley	79 61	94	A	Oregon St.	62 85	211	A	Oregon	77 100
35	N	Stetson	64 84												
198	N	Marist	65 68												
15	A	Baylor	43 99												

Non-Div I Games: Westminster (UT) 60 51

Utah St.

■ Loss,
 ■ Non-Conf,
 ■ S Site,
 ■ H Home
 ■ A Away
 N Neutral

Utah Valley

Through Games Of Dec. 8, 2014

Average RPI Win:	251	WON-LOST	WINNING	LAST 10	STRENGTH OF	OPP. STRENGTH	TEAM	ADJ.	CONF.	ADJ CONF.
Average RPI Loss:	149	RECORD	PCT. RANK	GAMES	SCHEDULE	OF SCHEDULE	RPI	RPI	RPI	RPI
DIV. I ONLY	2- 5	253	2- 5	256	180	303	303	33	33	
DIV. I NON-CONF.	2- 5	251	2- 5	259	181	303	303	33	33	
TOTALS	RPI 1-25	RPI 26-50	W-L RECORDS	RPI 51-100	RPI 101-150	RPI 150+				
2- 5	0- 0	0- 0	OVERALL	0- 2	0- 1	2- 2				
2- 2	0- 0	0- 0	HOME	0- 0	0- 1	2- 1				
0- 3	0- 0	0- 0	AWAY	0- 2	0- 0	0- 1				
0- 0	0- 0	0- 0	NEUTRAL	0- 0	0- 0	0- 0				
2- 5	0- 0	0- 0	NON-CONFERENCE	0- 2	0- 1	2- 2				
2- 2	0- 0	0- 0	HOME	0- 0	0- 1	2- 1				
0- 3	0- 0	0- 0	AWAY	0- 2	0- 0	0- 1				
0- 0	0- 0	0- 0	NEUTRAL	0- 0	0- 0	0- 0				
0- 0	0- 0	0- 0	CONFERENCE	0- 0	0- 0	0- 0				
0- 0	0- 0	0- 0	HOME	0- 0	0- 0	0- 0				
0- 0	0- 0	0- 0	AWAY	0- 0	0- 0	0- 0				
0- 0	0- 0	0- 0	NEUTRAL	0- 0	0- 0	0- 0				

RPI 1-25				RPI 26-50				RPI 51-100				RPI 101+				Team's RPI: 303	
RPI	S	Opponent	Score	RPI	S	Opponent	Score	RPI	S	Opponent	Score	RPI	S	Opponent	Score		
								71	A	San Francisco	50	69	147	H	Southern Utah	72	76
								100	A	UC Davis	49	59	164	H	Eastern Wash.	62	68
													183	H	Boise St.	68	60
													261	A	Utah St.	61	79
													319	H	Weber St.	61	40
LAST 12 Division I GAMES:																	
				100	A	UC Davis	49	59				183	H	Boise St.	68	60	
				319	H	Weber St.	61	40				147	H	Southern Utah	72	76	
				261	A	Utah St.	61	79				71	A	San Francisco	50	69	
				164	H	Eastern Wash.	62	68									

Non-Div I Games: Montana Tech 75 65 Bristol 109 74

Utah Valley

Loss, Non-Conf, S Site, H Home A Away N Neutral

V
C
U

V
C
U

VCU

Page 323

Valparaiso

Through Games Of Dec. 8, 2014

Average RPI Win:	268	WON-LOST	WINNING	LAST 10	STRENGTH OF	OPP. STRENGTH	TEAM	ADJ.	CONF.	ADJ CONF.
Average RPI Loss:	144	RECORD	PCT. RANK	GAMES	SCHEDULE	OF SCHEDULE	RPI	RPI	RPI	RPI
DIV. I ONLY	3- 5	221	3- 5	194	224	234	234	7	7	
DIV. I NON-CONF.	3- 5	219	3- 5	199	228	238	238	7	7	
TOTALS	RPI 1-25	RPI 26-50	W-L RECORDS	RPI 51-100	RPI 101-150	RPI 150+				
3- 5	0- 1	0- 0	OVERALL	0- 2	0- 0	3- 2				
2- 2	0- 1	0- 0	HOME	0- 0	0- 0	2- 1				
1- 3	0- 0	0- 0	AWAY	0- 2	0- 0	1- 1				
0- 0	0- 0	0- 0	NEUTRAL	0- 0	0- 0	0- 0				
3- 5	0- 1	0- 0	NON-CONFERENCE	0- 2	0- 0	3- 2				
2- 2	0- 1	0- 0	HOME	0- 0	0- 0	2- 1				
1- 3	0- 0	0- 0	AWAY	0- 2	0- 0	1- 1				
0- 0	0- 0	0- 0	NEUTRAL	0- 0	0- 0	0- 0				
0- 0	0- 0	0- 0	CONFERENCE	0- 0	0- 0	0- 0				
0- 0	0- 0	0- 0	HOME	0- 0	0- 0	0- 0				
0- 0	0- 0	0- 0	AWAY	0- 0	0- 0	0- 0				
0- 0	0- 0	0- 0	NEUTRAL	0- 0	0- 0	0- 0				

RPI 1-25				RPI 26-50				RPI 51-100				RPI 101+ Team's RPI: 234			
RPI	S	Opponent	Score	RPI	S	Opponent	Score	RPI	S	Opponent	Score	RPI	S	Opponent	Score
17	H	Louisville	59 86					69	A	Akron	65 100	236	H	Butler	91 57
								79	A	Indiana	49 81	245	H	Tennessee Tech	79 61
												258	H	Tulsa	63 87
												297	A	Miami (OH)	59 82
												323	A	Northern Ill.	65 50
LAST 12 Division I GAMES:															
258	H	Tulsa	63 87	79	A	Indiana	49 81								
297	A	Miami (OH)	59 82	236	H	Butler	91 57								
17	H	Louisville	59 86												
69	A	Akron	65 100												
245	H	Tennessee Tech	79 61												
323	A	Northern Ill.	65 50												

Non-Div I Games:

Valparaiso

■ Loss,
 ■ Non-Conf, S Site,
 ■ Home
 ■ Away
 N Neutral

Average RPI Win:	153	WON-LOST	WINNING	LAST 10	STRENGTH OF	OPP. STRENGTH	TEAM	ADJ.	CONF.	ADJ CONF.
Average RPI Loss:	3	RECORD	PCT. RANK	GAMES	SCHEDULE	OF SCHEDULE	RPI	RPI	RPI	RPI
DIV. I ONLY	6- 2	55	6- 2	64	15	37	37	2	2	
DIV. I NON-CONF.	6- 2	55	6- 2	67	15	38	38	2	2	
TOTALS	RPI 1-25	RPI 26-50	W-L RECORDS	RPI 51-100	RPI 101-150	RPI 150+				
6- 2	1- 2	0- 0	OVERALL	1- 0	1- 0	3- 0				
4- 0	1- 0	0- 0	HOME	0- 0	1- 0	2- 0				
1- 0	0- 0	0- 0	AWAY	0- 0	0- 0	1- 0				
1- 2	0- 2	0- 0	NEUTRAL	1- 0	0- 0	0- 0				
6- 2	1- 2	0- 0	NON-CONFERENCE	1- 0	1- 0	3- 0				
4- 0	1- 0	0- 0	HOME	0- 0	1- 0	2- 0				
1- 0	0- 0	0- 0	AWAY	0- 0	0- 0	1- 0				
1- 2	0- 2	0- 0	NEUTRAL	1- 0	0- 0	0- 0				
0- 0	0- 0	0- 0	CONFERENCE	0- 0	0- 0	0- 0				
0- 0	0- 0	0- 0	HOME	0- 0	0- 0	0- 0				
0- 0	0- 0	0- 0	AWAY	0- 0	0- 0	0- 0				
0- 0	0- 0	0- 0	NEUTRAL	0- 0	0- 0	0- 0				

RPI 1-25				RPI 26-50		Team's RPI: 37		RPI 51-100				RPI 101+			
RPI	S	Opponent	Score	RPI	S	Opponent	Score	RPI	S	Opponent	Score	RPI	S	Opponent	Score
2	N	Arizona St.	67 72					82	N	Minnesota	71 54	114	H	Saint Louis	75 57
3	N	UConn	52 91									192	H	Belmont	65 58
5	H	Green Bay	68 64									229	A	Wisconsin	67 58
												296	H	Mississippi Val.	63 37
LAST 12 Division I GAMES:															
				114	H	Saint Louis	75 57	296	H	Mississippi Val.	63 37				
				229	A	Wisconsin	67 58	2	N	Arizona St.	67 72				
				5	H	Green Bay	68 64	3	N	UConn	52 91				
				192	H	Belmont	65 58	82	N	Minnesota	71 54				

Non-Div I Games:

Vanderbilt

Average RPI Win:	132	WON-LOST	WINNING	LAST 10	STRENGTH OF	OPP. STRENGTH	TEAM	ADJ.	CONF.	ADJ CONF.
Average RPI Loss:	159	RECORD	PCT. RANK	GAMES	SCHEDULE	OF SCHEDULE	RPI	RPI	RPI	RPI
DIV. I ONLY	1- 7	319	1- 7	165	239	298	298	27	27	
DIV. I NON-CONF.	1- 7	317	1- 7	168	243	298	298	27	27	
TOTALS	RPI 1-25	RPI 26-50	W-L RECORDS	RPI 51-100	RPI 101-150	RPI 150+				
1- 7	0- 0	0- 1	OVERALL	0- 0	1- 2	0- 4				
1- 3	0- 0	0- 0	HOME	0- 0	1- 2	0- 1				
0- 4	0- 0	0- 1	AWAY	0- 0	0- 0	0- 3				
0- 0	0- 0	0- 0	NEUTRAL	0- 0	0- 0	0- 0				
1- 7	0- 0	0- 1	NON-CONFERENCE	0- 0	1- 2	0- 4				
1- 3	0- 0	0- 0	HOME	0- 0	1- 2	0- 1				
0- 4	0- 0	0- 1	AWAY	0- 0	0- 0	0- 3				
0- 0	0- 0	0- 0	NEUTRAL	0- 0	0- 0	0- 0				
0- 0	0- 0	0- 0	CONFERENCE	0- 0	0- 0	0- 0				
0- 0	0- 0	0- 0	HOME	0- 0	0- 0	0- 0				
0- 0	0- 0	0- 0	AWAY	0- 0	0- 0	0- 0				
0- 0	0- 0	0- 0	NEUTRAL	0- 0	0- 0	0- 0				

RPI 1-25			RPI 26-50			RPI 51-100			RPI 101+			Team's RPI: 298
RPI	S	Opponent	Score	RPI	S	Opponent	Score	RPI	S	Opponent	Score	
				39	A	Syracuse	63 94					
								117	H	Delaware	46 68	
								125	H	Bryant	55 72	
								132	H	Dartmouth	68 63	
								151	A	Sacred Heart	66 76	
								154	A	Central Conn. St.	75 77	
								243	H	Brown	76 81	
								286	A	Boston U.	61 66	
LAST 12 Division I GAMES:												
132	H	Dartmouth	68 63	39	A	Syracuse	63 94	117	H	Delaware	46 68	
151	A	Sacred Heart	66 76	154	A	Central Conn. St.	75 77	286	A	Boston U.	61 66	
				125	H	Bryant	55 72	243	H	Brown	76 81	

Non-Div I Games:

Vermont

Average RPI Win:	280	WON-LOST	WINNING	LAST 10	STRENGTH OF	OPP. STRENGTH	TEAM	ADJ.	CONF.	ADJ CONF.
Average RPI Loss:	116	RECORD	PCT. RANK	GAMES	SCHEDULE	OF SCHEDULE	RPI	RPI	RPI	RPI
DIV. I ONLY	2- 6	269	2- 6	262	36	247	247	14	14	
DIV. I NON-CONF.	2- 5	251	2- 5	242	20	220	220	14	14	
TOTALS	RPI 1-25	RPI 26-50	W-L RECORDS	RPI 51-100	RPI 101-150	RPI 150+				
2- 6	0- 2	0- 0	OVERALL	0- 0	0- 3	2- 1				
0- 0	0- 0	0- 0	HOME	0- 0	0- 0	0- 0				
1- 3	0- 0	0- 0	AWAY	0- 0	0- 2	1- 1				
1- 3	0- 2	0- 0	NEUTRAL	0- 0	0- 1	1- 0				
2- 5	0- 2	0- 0	NON-CONFERENCE	0- 0	0- 3	2- 0				
0- 0	0- 0	0- 0	HOME	0- 0	0- 0	0- 0				
1- 2	0- 0	0- 0	AWAY	0- 0	0- 2	1- 0				
1- 3	0- 2	0- 0	NEUTRAL	0- 0	0- 1	1- 0				
0- 1	0- 0	0- 0	CONFERENCE	0- 0	0- 0	0- 1				
0- 0	0- 0	0- 0	HOME	0- 0	0- 0	0- 0				
0- 1	0- 0	0- 0	AWAY	0- 0	0- 0	0- 1				
0- 0	0- 0	0- 0	NEUTRAL	0- 0	0- 0	0- 0				

RPI 1-25			RPI 26-50			RPI 51-100			RPI 101+			Team's RPI: 247
RPI	S	Opponent	Score	RPI	S	Opponent	Score	RPI	S	Opponent	Score	
2	N	Arizona St.	46 51					119	A	Saint Joseph's	54 58	
24	N	South Fla.	56 57					124	N	Georgia Tech	63 71	
								144	A	Chattanooga	45 49	
								260	A	Cal St. Fullerton	50 43	
								285	A	Providence	49 51	
								299	N	Col. of Charleston	60 41	
LAST 12 Division I GAMES:												
119	A	Saint Joseph's	54 58	24	N	South Fla.	56 57					
285	A	Providence	49 51	144	A	Chattanooga	45 49					
299	N	Col. of Charleston	60 41									
124	N	Georgia Tech	63 71									
2	N	Arizona St.	46 51									
260	A	Cal St. Fullerton	50 43									

Non-Div I Games:

Villanova

■ Loss,
 ■ Non-Conf,
 ■ S Site,
 ■ Home
 ■ A Away
 N Neutral

Average RPI Win:	194	WON-LOST	WINNING	LAST 10	STRENGTH OF	OPP. STRENGTH	TEAM	ADJ.	CONF.	ADJ CONF.
Average RPI Loss:	34	RECORD	PCT. RANK	GAMES	SCHEDULE	OF SCHEDULE	RPI	RPI	RPI	RPI
DIV. I ONLY	6- 2	55	1- 0	182	109	83	83	3	3	
DIV. I NON-CONF.	6- 2	55	1- 0	187	108	85	85	3	3	
TOTALS	RPI 1-25	RPI 26-50	W-L RECORDS	RPI 51-100	RPI 101-150	RPI 150+				
6- 2	0- 0	0- 2	OVERALL	0- 0	3- 0	3- 0				
4- 0	0- 0	0- 0	HOME	0- 0	2- 0	2- 0				
2- 1	0- 0	0- 1	AWAY	0- 0	1- 0	1- 0				
0- 1	0- 0	0- 1	NEUTRAL	0- 0	0- 0	0- 0				
6- 2	0- 0	0- 2	NON-CONFERENCE	0- 0	3- 0	3- 0				
4- 0	0- 0	0- 0	HOME	0- 0	2- 0	2- 0				
2- 1	0- 0	0- 1	AWAY	0- 0	1- 0	1- 0				
0- 1	0- 0	0- 1	NEUTRAL	0- 0	0- 0	0- 0				
0- 0	0- 0	0- 0	CONFERENCE	0- 0	0- 0	0- 0				
0- 0	0- 0	0- 0	HOME	0- 0	0- 0	0- 0				
0- 0	0- 0	0- 0	AWAY	0- 0	0- 0	0- 0				
0- 0	0- 0	0- 0	NEUTRAL	0- 0	0- 0	0- 0				

RPI 1-25				RPI 26-50				RPI 51-100				Team's RPI: 83		RPI 101+			
RPI	S	Opponent	Score	RPI	S	Opponent	Score	RPI	S	Opponent	Score			RPI	S	Opponent	Score
				32	N	Toledo	62 64							103	H	Ohio St.	87 82
				36	A	Illinois	63 86							109	H	Auburn	66 51
														146	A	Xavier	71 62
														173	H	Radford	75 47
														288	A	FIU	74 61
														347	H	Delaware St.	100 62
LAST 12 Division I GAMES:																	
				109	H	Auburn	66 51					288	A	FIU	74 61		
				146	A	Xavier	71 62					347	H	Delaware St.	100 62		
				173	H	Radford	75 47					36	A	Illinois	63 86		
				103	H	Ohio St.	87 82					32	N	Toledo	62 64		

Non-Div I Games:

Virginia

Average RPI Win:	280	WON-LOST	WINNING	LAST 10	STRENGTH OF	OPP. STRENGTH	TEAM	ADJ.	CONF.	ADJ CONF.
Average RPI Loss:	167	RECORD	PCT. RANK	GAMES	SCHEDULE	OF SCHEDULE	RPI	RPI	RPI	RPI
DIV. I ONLY	5- 4	148	5- 4	169	326	203	203	3	3	
DIV. I NON-CONF.	5- 4	148	5- 4	173	324	202	202	3	3	
TOTALS	RPI 1-25	RPI 26-50	W-L RECORDS	RPI 51-100	RPI 101-150	RPI 150+				
5- 4	0- 0	0- 1	OVERALL	0- 0	0- 1	5- 2				
4- 2	0- 0	0- 1	HOME	0- 0	0- 1	4- 0				
1- 2	0- 0	0- 0	AWAY	0- 0	0- 0	1- 2				
0- 0	0- 0	0- 0	NEUTRAL	0- 0	0- 0	0- 0				
5- 4	0- 0	0- 1	NON-CONFERENCE	0- 0	0- 1	5- 2				
4- 2	0- 0	0- 1	HOME	0- 0	0- 1	4- 0				
1- 2	0- 0	0- 0	AWAY	0- 0	0- 0	1- 2				
0- 0	0- 0	0- 0	NEUTRAL	0- 0	0- 0	0- 0				
0- 0	0- 0	0- 0	CONFERENCE	0- 0	0- 0	0- 0				
0- 0	0- 0	0- 0	HOME	0- 0	0- 0	0- 0				
0- 0	0- 0	0- 0	AWAY	0- 0	0- 0	0- 0				
0- 0	0- 0	0- 0	NEUTRAL	0- 0	0- 0	0- 0				

RPI 1-25			RPI 26-50			RPI 51-100			RPI 101+			Team's RPI: 203
RPI	S	Opponent	Score	RPI	S	Opponent	Score	RPI	S	Opponent	Score	
				33	H	Northwestern	45 70					
								150	H	Old Dominion	62 69	
								160	H	East Tenn. St.	72 65	
								170	A	Florida	44 73	
								285	A	Providence	72 69	
								295	H	UMES	63 41	
								316	A	George Mason	69 77	
								328	H	Norfolk St.	60 49	
								330	H	Longwood	74 42	
LAST 12 Division I GAMES:												
				330	H	Longwood	74 42	170	A	Florida	44 73	
				33	H	Northwestern	45 70	160	H	East Tenn. St.	72 65	
				316	A	George Mason	69 77	150	H	Old Dominion	62 69	
								285	A	Providence	72 69	
								328	H	Norfolk St.	60 49	
								295	H	UMES	63 41	

Non-Div I Games:

Virginia Tech

Average RPI Win:	0	WON-LOST	WINNING	LAST 10	STRENGTH OF	OPP. STRENGTH	TEAM	ADJ.	CONF.	ADJ CONF.
Average RPI Loss:	134	RECORD	PCT. RANK	GAMES	SCHEDULE	OF SCHEDULE	RPI	RPI	RPI	RPI
DIV. I ONLY	0- 7	328	0- 7	60	226	274	274	29	29	
DIV. I NON-CONF.	0- 7	325	0- 7	63	230	275	275	30	30	
TOTALS	RPI 1-25	RPI 26-50	W-L RECORDS	RPI 51-100	RPI 101-150	RPI 150+				
0- 7	0- 0	0- 1	OVERALL	0- 2	0- 0	0- 4				
0- 2	0- 0	0- 0	HOME	0- 1	0- 0	0- 1				
0- 5	0- 0	0- 1	AWAY	0- 1	0- 0	0- 3				
0- 0	0- 0	0- 0	NEUTRAL	0- 0	0- 0	0- 0				
0- 7	0- 0	0- 1	NON-CONFERENCE	0- 2	0- 0	0- 4				
0- 2	0- 0	0- 0	HOME	0- 1	0- 0	0- 1				
0- 5	0- 0	0- 1	AWAY	0- 1	0- 0	0- 3				
0- 0	0- 0	0- 0	NEUTRAL	0- 0	0- 0	0- 0				
0- 0	0- 0	0- 0	CONFERENCE	0- 0	0- 0	0- 0				
0- 0	0- 0	0- 0	HOME	0- 0	0- 0	0- 0				
0- 0	0- 0	0- 0	AWAY	0- 0	0- 0	0- 0				
0- 0	0- 0	0- 0	NEUTRAL	0- 0	0- 0	0- 0				

RPI S	Opponent	Score	RPI S	Opponent	Score	RPI S	Opponent	Score	RPI S	Opponent	Score	Team's RPI: 274
34	A St. John's (NY)	49 71	54	A Maryland	24 97	158	A VCU	75 84	169	A NJIT	54 60	
			60	H Rutgers	53 81	228	H Monmouth	59 82	238	A Penn St.	66 96	
LAST 12 Division I GAMES:												
169	A NJIT	54 60	54	A Maryland	24 97							
238	A Penn St.	66 96	158	A VCU	75 84							
34	A St. John's (NY)	49 71										
228	H Monmouth	59 82										
60	H Rutgers	53 81										

Non-Div I Games:

Wagner

Average RPI Win:	257	WON-LOST	WINNING	LAST 10	STRENGTH OF	OPP. STRENGTH	TEAM	ADJ.	CONF.	ADJ CONF.
Average RPI Loss:	67	RECORD	PCT. RANK	GAMES	SCHEDULE	OF SCHEDULE	RPI	RPI	RPI	RPI
DIV. I ONLY	6- 3	90	6- 3	310	67	213	213	3	3	
DIV. I NON-CONF.	6- 3	91	6- 3	311	67	211	211	3	3	
TOTALS	RPI 1-25	RPI 26-50	W-L RECORDS	RPI 51-100	RPI 101-150	RPI 150+				
6- 3	0- 2	0- 0	OVERALL	0- 0	0- 0	6- 1				
4- 1	0- 0	0- 0	HOME	0- 0	0- 0	4- 1				
0- 1	0- 1	0- 0	AWAY	0- 0	0- 0	0- 0				
2- 1	0- 1	0- 0	NEUTRAL	0- 0	0- 0	2- 0				
6- 3	0- 2	0- 0	NON-CONFERENCE	0- 0	0- 0	6- 1				
4- 1	0- 0	0- 0	HOME	0- 0	0- 0	4- 1				
0- 1	0- 1	0- 0	AWAY	0- 0	0- 0	0- 0				
2- 1	0- 1	0- 0	NEUTRAL	0- 0	0- 0	2- 0				
0- 0	0- 0	0- 0	CONFERENCE	0- 0	0- 0	0- 0				
0- 0	0- 0	0- 0	HOME	0- 0	0- 0	0- 0				
0- 0	0- 0	0- 0	AWAY	0- 0	0- 0	0- 0				
0- 0	0- 0	0- 0	NEUTRAL	0- 0	0- 0	0- 0				

RPI 1-25				RPI 26-50				RPI 51-100				RPI 101+ Team's RPI: 213			
RPI	S	Opponent	Score	RPI	S	Opponent	Score	RPI	S	Opponent	Score	RPI	S	Opponent	Score
11	A	Michigan	69 83									178	H	Arizona	69 72
13	N	Princeton	55 72									218	N	Charlotte	65 58
												223	N	Montana	73 60
												245	H	Tennessee Tech	89 62
												250	H	Marquette	89 77
												278	H	Coppin St.	65 54
												330	H	Longwood	64 60
LAST 12 Division I GAMES:															
13	N	Princeton	55 72	178	H	Arizona	69 72								
278	H	Coppin St.	65 54	11	A	Michigan	69 83								
250	H	Marquette	89 77	223	N	Montana	73 60								
245	H	Tennessee Tech	89 62	218	N	Charlotte	65 58								
330	H	Longwood	64 60												

Non-Div I Games:

Wake Forest

Average RPI Win:	135	WON-LOST	WINNING	LAST 10	STRENGTH OF	OPP. STRENGTH	TEAM	ADJ.	CONF.	ADJ CONF.
Average RPI Loss:	80	RECORD	PCT. RANK	GAMES	SCHEDULE	OF SCHEDULE	RPI	RPI	RPI	RPI
DIV. I ONLY	7- 1	22	7- 1	75	55	12	12	1	1	
DIV. I NON-CONF.	7- 1	21	7- 1	80	56	12	12	1	1	
TOTALS	RPI 1-25	RPI 26-50	W-L RECORDS	RPI 51-100	RPI 101-150	RPI 150+				
7- 1	0- 0	1- 0	OVERALL	2- 1	1- 0	3- 0				
2- 0	0- 0	0- 0	HOME	1- 0	0- 0	1- 0				
2- 1	0- 0	0- 0	AWAY	0- 1	0- 0	2- 0				
3- 0	0- 0	1- 0	NEUTRAL	1- 0	1- 0	0- 0				
7- 1	0- 0	1- 0	NON-CONFERENCE	2- 1	1- 0	3- 0				
2- 0	0- 0	0- 0	HOME	1- 0	0- 0	1- 0				
2- 1	0- 0	0- 0	AWAY	0- 1	0- 0	2- 0				
3- 0	0- 0	1- 0	NEUTRAL	1- 0	1- 0	0- 0				
0- 0	0- 0	0- 0	CONFERENCE	0- 0	0- 0	0- 0				
0- 0	0- 0	0- 0	HOME	0- 0	0- 0	0- 0				
0- 0	0- 0	0- 0	AWAY	0- 0	0- 0	0- 0				
0- 0	0- 0	0- 0	NEUTRAL	0- 0	0- 0	0- 0				

RPI	S	Opponent	Score	RPI	S	Opponent	Score	RPI	S	Opponent	Score	RPI	S	Opponent	Score
28	N	Florida St.	80 68	63	N	Furman	101 69	115	N	Hartford	81 70	204	H	Yale	81 51
				80	A	Oklahoma	80 90	212	A	Portland	80 45	222	A	Seattle	102 69
				98	H	South Dakota	96 82								
LAST 12 Division I GAMES:															
212	A	Portland	80 45	222	A	Seattle	102 69								
80	A	Oklahoma	80 90	115	N	Hartford	81 70								
				63	N	Furman	101 69								
				28	N	Florida St.	80 68								
				204	H	Yale	81 51								
				98	H	South Dakota	96 82								

Non-Div I Games:

Washington

Average RPI Win:	166	WON-LOST	WINNING	LAST 10	STRENGTH OF	OPP. STRENGTH	TEAM	ADJ.	CONF.	ADJ CONF.
Average RPI Loss:	17	RECORD	PCT. RANK	GAMES	SCHEDULE	OF SCHEDULE	RPI	RPI	RPI	RPI
DIV. I ONLY	6- 2	55	6- 2	154	30	73	73	1	1	
DIV. I NON-CONF.	6- 2	55	6- 2	157	31	75	75	1	1	
TOTALS	RPI 1-25	RPI 26-50	W-L RECORDS	RPI 51-100	RPI 101-150	RPI 150+				
6- 2	0- 2	0- 0	OVERALL	3- 0	0- 0	3- 0				
3- 1	0- 1	0- 0	HOME	1- 0	0- 0	2- 0				
2- 0	0- 0	0- 0	AWAY	1- 0	0- 0	1- 0				
1- 1	0- 1	0- 0	NEUTRAL	1- 0	0- 0	0- 0				
6- 2	0- 2	0- 0	NON-CONFERENCE	3- 0	0- 0	3- 0				
3- 1	0- 1	0- 0	HOME	1- 0	0- 0	2- 0				
2- 0	0- 0	0- 0	AWAY	1- 0	0- 0	1- 0				
1- 1	0- 1	0- 0	NEUTRAL	1- 0	0- 0	0- 0				
0- 0	0- 0	0- 0	CONFERENCE	0- 0	0- 0	0- 0				
0- 0	0- 0	0- 0	HOME	0- 0	0- 0	0- 0				
0- 0	0- 0	0- 0	AWAY	0- 0	0- 0	0- 0				
0- 0	0- 0	0- 0	NEUTRAL	0- 0	0- 0	0- 0				

RPI 1-25				RPI 26-50				RPI 51-100				Team's RPI: 73	RPI 101+			
RPI	S	Opponent	Score	RPI	S	Opponent	Score	RPI	S	Opponent	Score		RPI	S	Opponent	Score
11	N	Michigan	64 76					54	N	Maryland	70 64		222	H	Seattle	82 62
22	H	Nebraska	61 82					59	H	Dayton	76 60		277	H	Idaho St.	84 34
								61	A	Hampton	74 60		321	A	UC Santa Barbara	81 55
LAST 12 Division I GAMES:																
				321	A	UC Santa Barbara	81 55						22	H	Nebraska	61 82
				54	N	Maryland	70 64						277	H	Idaho St.	84 34
				11	N	Michigan	64 76						59	H	Dayton	76 60
				61	A	Hampton	74 60									
				222	H	Seattle	82 62									

Non-Div I Games:

Washington St.

Average RPI Win:	336	WON-LOST	WINNING	LAST 10	STRENGTH OF	OPP. STRENGTH	TEAM	ADJ.	CONF.	ADJ CONF.
Average RPI Loss:	193	RECORD	PCT. RANK	GAMES	SCHEDULE	OF SCHEDULE	RPI	RPI	RPI	RPI
DIV. I ONLY	2- 4	238	2- 4	325	311	319	319	20	20	
DIV. I NON-CONF.	2- 4	233	2- 4	326	309	317	317	21	21	
TOTALS	RPI 1-25	RPI 26-50	W-L RECORDS	RPI 51-100	RPI 101-150	RPI 150+				
2- 4	0- 0	0- 0	OVERALL	0- 1	0- 1	2- 2				
0- 2	0- 0	0- 0	HOME	0- 1	0- 0	0- 1				
2- 1	0- 0	0- 0	AWAY	0- 0	0- 0	2- 1				
0- 1	0- 0	0- 0	NEUTRAL	0- 0	0- 1	0- 0				
2- 4	0- 0	0- 0	NON-CONFERENCE	0- 1	0- 1	2- 2				
0- 2	0- 0	0- 0	HOME	0- 1	0- 0	0- 1				
2- 1	0- 0	0- 0	AWAY	0- 0	0- 0	2- 1				
0- 1	0- 0	0- 0	NEUTRAL	0- 0	0- 1	0- 0				
0- 0	0- 0	0- 0	CONFERENCE	0- 0	0- 0	0- 0				
0- 0	0- 0	0- 0	HOME	0- 0	0- 0	0- 0				
0- 0	0- 0	0- 0	AWAY	0- 0	0- 0	0- 0				
0- 0	0- 0	0- 0	NEUTRAL	0- 0	0- 0	0- 0				

RPI 1-25			RPI 26-50			RPI 51-100			RPI 101+			Team's RPI: 319
RPI	S	Opponent	Score	RPI	S	Opponent	Score	RPI	S	Opponent	Score	
						62 H San Diego	50 59			145 N Eastern Mich.	42 57	
										260 H Cal St. Fullerton	68 70	
										303 A Utah Valley	40 61	
										325 A Air Force	71 53	
										346 A New Mexico St.	100 97	
LAST 12 Division I GAMES:												
260	H	Cal St. Fullerton	68 70	62	H	San Diego	50 59					
303	A	Utah Valley	40 61	145	N	Eastern Mich.	42 57					
325	A	Air Force	71 53	346	A	New Mexico St.	100 97					

Non-Div I Games: Montana Western 77 31 Bristol 94 48

Weber St.

West Virginia

Through Games Of Dec. 8, 2014

Average RPI Win:	189	WON-LOST	WINNING	LAST 10	STRENGTH OF	OPP. STRENGTH	TEAM	ADJ.	CONF.	ADJ CONF.
Average RPI Loss:	19	RECORD	PCT. RANK	GAMES	SCHEDULE	OF SCHEDULE	RPI	RPI	RPI	RPI
DIV. I ONLY	6- 1	30	6- 1	144	114	41	41	5	5	
DIV. I NON-CONF.	6- 1	30	6- 1	147	115	41	41	5	5	
TOTALS	RPI 1-25	RPI 26-50	W-L RECORDS	RPI 51-100	RPI 101-150	RPI 150+				
6- 1	0- 1	1- 0	OVERALL	0- 0	1- 0	4- 0				
5- 0	0- 0	1- 0	HOME	0- 0	1- 0	3- 0				
1- 1	0- 1	0- 0	AWAY	0- 0	0- 0	1- 0				
0- 0	0- 0	0- 0	NEUTRAL	0- 0	0- 0	0- 0				
6- 1	0- 1	1- 0	NON-CONFERENCE	0- 0	1- 0	4- 0				
5- 0	0- 0	1- 0	HOME	0- 0	1- 0	3- 0				
1- 1	0- 1	0- 0	AWAY	0- 0	0- 0	1- 0				
0- 0	0- 0	0- 0	NEUTRAL	0- 0	0- 0	0- 0				
0- 0	0- 0	0- 0	CONFERENCE	0- 0	0- 0	0- 0				
0- 0	0- 0	0- 0	HOME	0- 0	0- 0	0- 0				
0- 0	0- 0	0- 0	AWAY	0- 0	0- 0	0- 0				
0- 0	0- 0	0- 0	NEUTRAL	0- 0	0- 0	0- 0				

RPI 1-25				RPI 26-50				Team's RPI: 41				RPI 51-100				RPI 101+			
RPI	S	Opponent	Score	RPI	S	Opponent	Score	RPI	S	Opponent	Score	RPI	S	Opponent	Score	RPI	S	Opponent	Score
19	A	Mississippi St.	61 74	38	H	Seton Hall	89 87									111	H	Eastern Ky.	67 42
																199	H	Fairfield	67 53
																240	A	Fairleigh Dickinson	80 52
																269	H	Evansville	83 39
																278	H	Coppin St.	83 43
LAST 12 Division I GAMES:																			
278	H	Coppin St.	83 43	269	H	Evansville	83 39												
240	A	Fairleigh Dickinson	80 52	19	A	Mississippi St.	61 74												
199	H	Fairfield	67 53	38	H	Seton Hall	89 87												
				111	H	Eastern Ky.	67 42												

Non-Div I Games:

West Virginia

■ Loss,
 ■ Non-Conf, S Site,
 ■ Home
 ■ Away
 N Neutral

WON-LOST				STRENGTH OF						
Average RPI Win:	290	WON-LOST	WINNING	LAST 10	SCHEDULE	OPP. STRENGTH	TEAM	ADJ.	CONF.	ADJ CONF.
Average RPI Loss:	192	RECORD	PCT. RANK	GAMES		OF SCHEDULE	RPI	RPI	RPI	RPI
DIV. I ONLY	3- 3	155	3- 3	326	258	312	312	22	22	
DIV. I NON-CONF.	3- 3	155	3- 3	327	262	311	311	23	23	
TOTALS	RPI 1-25		RPI 26-50		W-L RECORDS	RPI 51-100	RPI 101-150		RPI 150+	
3- 3	0- 0		0- 0		OVERALL	0- 0	0- 2		3- 1	
2- 2	0- 0		0- 0		HOME	0- 0	0- 1		2- 1	
1- 0	0- 0		0- 0		AWAY	0- 0	0- 0		1- 0	
0- 1	0- 0		0- 0		NEUTRAL	0- 0	0- 1		0- 0	
3- 3	0- 0		0- 0		NON-CONFERENCE	0- 0	0- 2		3- 1	
2- 2	0- 0		0- 0		HOME	0- 0	0- 1		2- 1	
1- 0	0- 0		0- 0		AWAY	0- 0	0- 0		1- 0	
0- 1	0- 0		0- 0		NEUTRAL	0- 0	0- 1		0- 0	
0- 0	0- 0		0- 0		CONFERENCE	0- 0	0- 0		0- 0	
0- 0	0- 0		0- 0		HOME	0- 0	0- 0		0- 0	
0- 0	0- 0		0- 0		AWAY	0- 0	0- 0		0- 0	
0- 0	0- 0		0- 0		NEUTRAL	0- 0	0- 0		0- 0	

RPI 1-25				RPI 26-50				RPI 51-100				RPI 101+				Team's RPI: 312	
RPI	S	Opponent	Score	RPI	S	Opponent	Score	RPI	S	Opponent	Score	RPI	S	Opponent	Score		
												111	N	Eastern Ky.	62	71	
												148	H	Presbyterian	44	51	
												189	H	USC Upstate	63	59	
												318	H	N.C. Central	59	64	
												339	A	UNCW	64	53	
												341	H	Campbell	67	57	
LAST 12 Division I GAMES:																	
				111	N	Eastern Ky.	62	71	189	H	USC Upstate	63	59				
				341	H	Campbell	67	57	339	A	UNCW	64	53				
				148	H	Presbyterian	44	51									
				318	H	N.C. Central	59	64									

Non-Div I Games:	North Greenville	75	74	Livingstone	66	55
------------------	------------------	----	----	-------------	----	----

Western Caro.

■ Loss, ■ Non-Conf, S Site, H Home A Away N Neutral

Average RPI Win:	302	WON-LOST	WINNING	LAST 10	STRENGTH OF	OPP. STRENGTH	TEAM	ADJ.	CONF.	ADJ CONF.
Average RPI Loss:	111	RECORD	PCT. RANK	GAMES	SCHEDULE	OF SCHEDULE	RPI	RPI	RPI	RPI
DIV. I ONLY	3- 4	190	3- 4	145	305	168	168	24	24	
DIV. I NON-CONF.	3- 4	188	3- 4	148	305	170	170	25	25	
TOTALS	RPI 1-25	RPI 26-50	W-L RECORDS	RPI 51-100	RPI 101-150	RPI 150+				
3- 4	0- 0	0- 0	OVERALL	0- 2	0- 2	3- 0				
1- 1	0- 0	0- 0	HOME	0- 1	0- 0	1- 0				
2- 3	0- 0	0- 0	AWAY	0- 1	0- 2	2- 0				
0- 0	0- 0	0- 0	NEUTRAL	0- 0	0- 0	0- 0				
3- 4	0- 0	0- 0	NON-CONFERENCE	0- 2	0- 2	3- 0				
1- 1	0- 0	0- 0	HOME	0- 1	0- 0	1- 0				
2- 3	0- 0	0- 0	AWAY	0- 1	0- 2	2- 0				
0- 0	0- 0	0- 0	NEUTRAL	0- 0	0- 0	0- 0				
0- 0	0- 0	0- 0	CONFERENCE	0- 0	0- 0	0- 0				
0- 0	0- 0	0- 0	HOME	0- 0	0- 0	0- 0				
0- 0	0- 0	0- 0	AWAY	0- 0	0- 0	0- 0				
0- 0	0- 0	0- 0	NEUTRAL	0- 0	0- 0	0- 0				

RPI 1-25				RPI 26-50				RPI 51-100				RPI 101+				Team's RPI: 168	
RPI	S	Opponent	Score	RPI	S	Opponent	Score	RPI	S	Opponent	Score	RPI	S	Opponent	Score		
								68	H	North Dakota	77	85	138	A	Fla. Atlantic	88	90
								99	A	Ill.-Chicago	54	67	140	A	Missouri	52	89
													259	A	Southeast Mo. St.	79	62
													314	H	UMKC	71	48
													334	A	Chicago St.	90	55
LAST 12 Division I GAMES:																	
				99	A	Ill.-Chicago	54	67	68	H	North Dakota	77	85				
				259	A	Southeast Mo. St.	79	62	314	H	UMKC	71	48				
									138	A	Fla. Atlantic	88	90				
									334	A	Chicago St.	90	55				
									140	A	Missouri	52	89				

Non-Div I Games: William Woods 89 42

Western Ill.

Average RPI Win:	169	WON-LOST	WINNING	LAST 10	STRENGTH OF	OPP. STRENGTH	TEAM	ADJ.	CONF.	ADJ CONF.
Average RPI Loss:	18	RECORD	PCT. RANK	GAMES	SCHEDULE	OF SCHEDULE	RPI	RPI	RPI	RPI
DIV. I ONLY	8- 2	48	8- 2	18	202	10	10	16	16	
DIV. I NON-CONF.	8- 2	48	8- 2	20	204	10	10	16	16	
TOTALS	RPI 1-25	RPI 26-50	W-L RECORDS	RPI 51-100	RPI 101-150	RPI 150+				
8- 2	1- 2	1- 0	OVERALL	0- 0	1- 0	5- 0				
5- 0	0- 0	0- 0	HOME	0- 0	1- 0	4- 0				
2- 2	0- 2	1- 0	AWAY	0- 0	0- 0	1- 0				
1- 0	1- 0	0- 0	NEUTRAL	0- 0	0- 0	0- 0				
8- 2	1- 2	1- 0	NON-CONFERENCE	0- 0	1- 0	5- 0				
5- 0	0- 0	0- 0	HOME	0- 0	1- 0	4- 0				
2- 2	0- 2	1- 0	AWAY	0- 0	0- 0	1- 0				
1- 0	1- 0	0- 0	NEUTRAL	0- 0	0- 0	0- 0				
0- 0	0- 0	0- 0	CONFERENCE	0- 0	0- 0	0- 0				
0- 0	0- 0	0- 0	HOME	0- 0	0- 0	0- 0				
0- 0	0- 0	0- 0	AWAY	0- 0	0- 0	0- 0				
0- 0	0- 0	0- 0	NEUTRAL	0- 0	0- 0	0- 0				

RPI	S	Opponent	Score
17	A	Louisville	67 89
19	A	Mississippi St.	77 88
20	N	Tulane	69 64

RPI	S	Opponent	Score
50	A	Colorado	79 78

RPI	S	Opponent	Score
-----	---	----------	-------

RPI	S	Opponent	Score
122	H	Albany (NY)	63 54
163	A	Hofstra	70 65
180	H	Ole Miss	98 69
233	H	Alabama St.	93 54
252	H	Central Ark.	93 57
333	H	Alabama A&M	96 44

LAST 12 Division I GAMES:

180	H	Ole Miss	98 69	233	H	Alabama St.	93 54
333	H	Alabama A&M	96 44	122	H	Albany (NY)	63 54
163	A	Hofstra	70 65	50	A	Colorado	79 78
20	N	Tulane	69 64	252	H	Central Ark.	93 57
17	A	Louisville	67 89				
19	A	Mississippi St.	77 88				

Non-Div I Games:

Western Ky.

Average RPI Win:	222	WON-LOST	WINNING	LAST 10	STRENGTH OF	OPP. STRENGTH	TEAM	ADJ.	CONF.	ADJ CONF.
Average RPI Loss:	8	RECORD	PCT. RANK	GAMES	SCHEDULE	OF SCHEDULE	RPI	RPI	RPI	RPI
DIV. I ONLY	3- 2	123	3- 2	156	39	76	76	15	15	
DIV. I NON-CONF.	3- 2	125	3- 2	159	40	78	78	15	15	
TOTALS	RPI 1-25	RPI 26-50	W-L RECORDS	RPI 51-100	RPI 101-150	RPI 150+				
3- 2	0- 2	0- 0	OVERALL	0- 0	1- 0	2- 0				
2- 0	0- 0	0- 0	HOME	0- 0	1- 0	1- 0				
1- 2	0- 2	0- 0	AWAY	0- 0	0- 0	1- 0				
0- 0	0- 0	0- 0	NEUTRAL	0- 0	0- 0	0- 0				
3- 2	0- 2	0- 0	NON-CONFERENCE	0- 0	1- 0	2- 0				
2- 0	0- 0	0- 0	HOME	0- 0	1- 0	1- 0				
1- 2	0- 2	0- 0	AWAY	0- 0	0- 0	1- 0				
0- 0	0- 0	0- 0	NEUTRAL	0- 0	0- 0	0- 0				
0- 0	0- 0	0- 0	CONFERENCE	0- 0	0- 0	0- 0				
0- 0	0- 0	0- 0	HOME	0- 0	0- 0	0- 0				
0- 0	0- 0	0- 0	AWAY	0- 0	0- 0	0- 0				
0- 0	0- 0	0- 0	NEUTRAL	0- 0	0- 0	0- 0				

RPI 1-25				RPI 26-50				RPI 51-100				Team's RPI: 76		RPI 101+			
RPI	S	Opponent	Score	RPI	S	Opponent	Score	RPI	S	Opponent	Score	RPI	S	Opponent	Score		
5	A	Green Bay	55 70									149	H	Massachusetts	63 41		
11	A	Michigan	47 74									182	H	North Dakota St.	74 59		
												334	A	Chicago St.	73 43		
LAST 12 Division I GAMES:																	
182	H	North Dakota St.	74 59	5	A	Green Bay	55 70	334	A	Chicago St.	73 43	11	A	Michigan	47 74		
149	H	Massachusetts	63 41														

Non-Div I Games: Kentucky St. 70 45

Western Mich.

Average RPI Win:	153	WON-LOST	WINNING	LAST 10	STRENGTH OF	OPP. STRENGTH	TEAM	ADJ.	CONF.	ADJ CONF.
Average RPI Loss:	105	RECORD	PCT. RANK	GAMES	SCHEDULE	OF SCHEDULE	RPI	RPI	RPI	RPI
DIV. I ONLY	5- 2	74	2- 0	245	11	110	110	21	21	
DIV. I NON-CONF.	5- 2	74	2- 0	249	11	112	112	22	22	
TOTALS	RPI 1-25	RPI 26-50	W-L RECORDS	RPI 51-100	RPI 101-150	RPI 150+				
5- 2	0- 0	0- 1	OVERALL	1- 0	3- 0	1- 1				
3- 0	0- 0	0- 0	HOME	1- 0	1- 0	1- 0				
0- 1	0- 0	0- 0	AWAY	0- 0	0- 0	0- 1				
2- 1	0- 0	0- 1	NEUTRAL	0- 0	2- 0	0- 0				
5- 2	0- 0	0- 1	NON-CONFERENCE	1- 0	3- 0	1- 1				
3- 0	0- 0	0- 0	HOME	1- 0	1- 0	1- 0				
0- 1	0- 0	0- 0	AWAY	0- 0	0- 0	0- 1				
2- 1	0- 0	0- 1	NEUTRAL	0- 0	2- 0	0- 0				
0- 0	0- 0	0- 0	CONFERENCE	0- 0	0- 0	0- 0				
0- 0	0- 0	0- 0	HOME	0- 0	0- 0	0- 0				
0- 0	0- 0	0- 0	AWAY	0- 0	0- 0	0- 0				
0- 0	0- 0	0- 0	NEUTRAL	0- 0	0- 0	0- 0				

RPI 1-25				RPI 26-50				RPI 51-100				RPI 101+				Team's RPI: 110	
RPI	S	Opponent	Score	RPI	S	Opponent	Score	RPI	S	Opponent	Score	RPI	S	Opponent	Score		
				45	N	FGCU	39 56	65	H	Creighton	65 56	103	N	Ohio St.	70 55		
												128	N	Clemson	63 48		
												141	H	Texas-Arlington	71 61		
												164	A	Eastern Wash.	58 86		
												327	H	Ark.-Pine Bluff	55 26		
LAST 12 Division I GAMES:																	
				141	H	Texas-Arlington	71 61	45	N	FGCU	39 56						
				327	H	Ark.-Pine Bluff	55 26	164	A	Eastern Wash.	58 86						
				128	N	Clemson	63 48	65	H	Creighton	65 56						
				103	N	Ohio St.	70 55										

Non-Div I Games:

Wichita St.

Average RPI Win:	236	WON-LOST	WINNING	LAST 10	STRENGTH OF	OPP. STRENGTH	TEAM	ADJ.	CONF.	ADJ CONF.
Average RPI Loss:	159	RECORD	PCT. RANK	GAMES	SCHEDULE	OF SCHEDULE	RPI	RPI	RPI	RPI
DIV. I ONLY	5- 3	109	5- 3	214	274	123	123	13	13	
DIV. I NON-CONF.	5- 3	114	5- 3	217	278	127	127	13	13	
TOTALS	RPI 1-25	RPI 26-50	W-L RECORDS	RPI 51-100	RPI 101-150	RPI 150+				
5- 3	0- 0	0- 0	OVERALL	0- 0	0- 2	5- 1				
3- 0	0- 0	0- 0	HOME	0- 0	0- 0	3- 0				
2- 3	0- 0	0- 0	AWAY	0- 0	0- 2	2- 1				
0- 0	0- 0	0- 0	NEUTRAL	0- 0	0- 0	0- 0				
5- 3	0- 0	0- 0	NON-CONFERENCE	0- 0	0- 2	5- 1				
3- 0	0- 0	0- 0	HOME	0- 0	0- 0	3- 0				
2- 3	0- 0	0- 0	AWAY	0- 0	0- 2	2- 1				
0- 0	0- 0	0- 0	NEUTRAL	0- 0	0- 0	0- 0				
0- 0	0- 0	0- 0	CONFERENCE	0- 0	0- 0	0- 0				
0- 0	0- 0	0- 0	HOME	0- 0	0- 0	0- 0				
0- 0	0- 0	0- 0	AWAY	0- 0	0- 0	0- 0				
0- 0	0- 0	0- 0	NEUTRAL	0- 0	0- 0	0- 0				

RPI 1-25				RPI 26-50				RPI 51-100				RPI 101+				Team's RPI: 123	
RPI	S	Opponent	Score	RPI	S	Opponent	Score	RPI	S	Opponent	Score	RPI	S	Opponent	Score		
												139	A	High Point	80	87	
												150	A	Old Dominion	58	65	
												158	H	VCU	56	48	
												173	A	Radford	81	71	
												185	A	N.C. A&T	59	57	
												187	A	La Salle	71	78	
												330	H	Longwood	90	55	
												332	H	Loyola Maryland	72	71	
LAST 12 Division I GAMES:																	
				158	H	VCU	56	48				187	A	La Salle	71	78	
				139	A	High Point	80	87				173	A	Radford	81	71	
				185	A	N.C. A&T	59	57				330	H	Longwood	90	55	
				150	A	Old Dominion	58	65									
				332	H	Loyola Maryland	72	71									

Non-Div I Games:

William & Mary

Average RPI Win:	256	WON-LOST	WINNING	LAST 10	STRENGTH OF	OPP. STRENGTH	TEAM	ADJ.	CONF.	ADJ CONF.
Average RPI Loss:	87	RECORD	PCT. RANK	GAMES	SCHEDULE	OF SCHEDULE	RPI	RPI	RPI	RPI
DIV. I ONLY	3- 3	155	3- 3	87	280	126	126	31	31	
DIV. I NON-CONF.	2- 3	206	2- 3	70	191	125	125	31	31	
TOTALS	RPI 1-25	RPI 26-50	W-L RECORDS	RPI 51-100	RPI 101-150	RPI 150+				
3- 3	0- 0	0- 0	OVERALL	0- 2	1- 1	2- 0				
2- 1	0- 0	0- 0	HOME	0- 1	1- 0	1- 0				
1- 2	0- 0	0- 0	AWAY	0- 1	0- 1	1- 0				
0- 0	0- 0	0- 0	NEUTRAL	0- 0	0- 0	0- 0				
2- 3	0- 0	0- 0	NON-CONFERENCE	0- 2	1- 1	1- 0				
1- 1	0- 0	0- 0	HOME	0- 1	1- 0	0- 0				
1- 2	0- 0	0- 0	AWAY	0- 1	0- 1	1- 0				
0- 0	0- 0	0- 0	NEUTRAL	0- 0	0- 0	0- 0				
1- 0	0- 0	0- 0	CONFERENCE	0- 0	0- 0	1- 0				
1- 0	0- 0	0- 0	HOME	0- 0	0- 0	1- 0				
0- 0	0- 0	0- 0	AWAY	0- 0	0- 0	0- 0				
0- 0	0- 0	0- 0	NEUTRAL	0- 0	0- 0	0- 0				

RPI 1-25				RPI 26-50				RPI 51-100				RPI 101+ Team's RPI: 126			
RPI	S	Opponent	Score	RPI	S	Opponent	Score	RPI	S	Opponent	Score	RPI	S	Opponent	Score
								63	H	Furman	55 73	103	A	Ohio St.	52 66
								96	A	Tennessee	48 81	109	H	Auburn	56 54
												318	A	N.C. Central	71 63
												341	H	Campbell	61 59
LAST 12 Division I GAMES:															
				103	A	Ohio St.	52 66					341	H	Campbell	61 59
												109	H	Auburn	56 54
												318	A	N.C. Central	71 63
												96	A	Tennessee	48 81
												63	H	Furman	55 73

Non-Div I Games: Gallaudet 117 43

Winthrop

Average RPI Win:	297	WON-LOST	WINNING	LAST 10	STRENGTH OF	OPP. STRENGTH	TEAM	ADJ.	CONF.	ADJ CONF.
Average RPI Loss:	92	RECORD	PCT. RANK	GAMES	SCHEDULE	OF SCHEDULE	RPI	RPI	RPI	RPI
DIV. I ONLY	2- 5	253	2- 5	113	185	229	229	4	4	
DIV. I NON-CONF.	2- 5	251	2- 5	117	187	233	233	4	4	
TOTALS	RPI 1-25	RPI 26-50	W-L RECORDS	RPI 51-100	RPI 101-150	RPI 150+				
2- 5	0- 1	0- 1	OVERALL	0- 1	0- 0	2- 2				
2- 1	0- 0	0- 1	HOME	0- 0	0- 0	2- 0				
0- 2	0- 0	0- 0	AWAY	0- 0	0- 0	0- 2				
0- 2	0- 1	0- 0	NEUTRAL	0- 1	0- 0	0- 0				
2- 5	0- 1	0- 1	NON-CONFERENCE	0- 1	0- 0	2- 2				
2- 1	0- 0	0- 1	HOME	0- 0	0- 0	2- 0				
0- 2	0- 0	0- 0	AWAY	0- 0	0- 0	0- 2				
0- 2	0- 1	0- 0	NEUTRAL	0- 1	0- 0	0- 0				
0- 0	0- 0	0- 0	CONFERENCE	0- 0	0- 0	0- 0				
0- 0	0- 0	0- 0	HOME	0- 0	0- 0	0- 0				
0- 0	0- 0	0- 0	AWAY	0- 0	0- 0	0- 0				
0- 0	0- 0	0- 0	NEUTRAL	0- 0	0- 0	0- 0				

RPI 1-25			RPI 26-50			RPI 51-100			RPI 101+			Team's RPI: 229
RPI	S	Opponent	Score	RPI	S	Opponent	Score	RPI	S	Opponent	Score	
9	N	South Carolina	44 67	37	H	Vanderbilt	58 67	67	N	East Carolina	43 61	
								166	A	Miami (FL)	54 66	
								179	A	Drake	77 89	
								250	H	Marquette	89 64	
								344	H	Illinois St.	71 60	
LAST 12 Division I GAMES:												
166	A	Miami (FL)	54 66	250	H	Marquette	89 64					
67	N	East Carolina	43 61									
9	N	South Carolina	44 67									
179	A	Drake	77 89									
37	H	Vanderbilt	58 67									
344	H	Illinois St.	71 60									

Non-Div I Games:

Wisconsin

■ Loss,
 ■ Non-Conf,
 S Site,
 ■ Home
 ■ Away
 N Neutral

RPI 1-25				RPI 26-50				RPI 51-100				RPI 101+			
RPI	S	Opponent	Score	RPI	S	Opponent	Score	RPI	S	Opponent	Score	RPI	S	Opponent	Score
												113	A	Jacksonville St.	55 70
												136	A	Ohio	37 84
												146	A	Xavier	51 75
												284	H	South Carolina St.	53 59
												293	H	Gardner-Webb	60 65
												343	A	UNC Asheville	70 52
												349	H	Charleston So.	55 48
LAST 12 Division I GAMES:															
				146	A	Xavier	51 75	343	A	UNC Asheville	70 52				
								284	H	South Carolina St.	53 59				
								293	H	Gardner-Webb	60 65				
								113	A	Jacksonville St.	55 70				
								349	H	Charleston So.	55 48				
								136	A	Ohio	37 84				

Wofford

Average RPI Win:	268	WON-LOST	WINNING	LAST 10	STRENGTH OF	OPP. STRENGTH	TEAM	ADJ.	CONF.	ADJ CONF.
Average RPI Loss:	148	RECORD	PCT. RANK	GAMES	SCHEDULE	OF SCHEDULE	RPI	RPI	RPI	RPI
DIV. I ONLY	4- 2	90	4- 2	321	169	219	219	7	7	
DIV. I NON-CONF.	4- 2	91	4- 2	321	168	221	221	7	7	
TOTALS	RPI 1-25	RPI 26-50	W-L RECORDS	RPI 51-100	RPI 101-150	RPI 150+				
4- 2	0- 0	0- 0	OVERALL	1- 1	0- 0	3- 1				
2- 1	0- 0	0- 0	HOME	1- 1	0- 0	1- 0				
2- 1	0- 0	0- 0	AWAY	0- 0	0- 0	2- 1				
0- 0	0- 0	0- 0	NEUTRAL	0- 0	0- 0	0- 0				
4- 2	0- 0	0- 0	NON-CONFERENCE	1- 1	0- 0	3- 1				
2- 1	0- 0	0- 0	HOME	1- 1	0- 0	1- 0				
2- 1	0- 0	0- 0	AWAY	0- 0	0- 0	2- 1				
0- 0	0- 0	0- 0	NEUTRAL	0- 0	0- 0	0- 0				
0- 0	0- 0	0- 0	CONFERENCE	0- 0	0- 0	0- 0				
0- 0	0- 0	0- 0	HOME	0- 0	0- 0	0- 0				
0- 0	0- 0	0- 0	AWAY	0- 0	0- 0	0- 0				
0- 0	0- 0	0- 0	NEUTRAL	0- 0	0- 0	0- 0				

RPI S	Opponent	Score	RPI S	Opponent	Score	RPI S	Opponent	Score	RPI S	Opponent	Score	Team's RPI: 219
						59	H Dayton	76 79	236	A Butler	49 57	
						90	H Southern Ill.	70 50	322	A Lipscomb	79 66	
									329	A Austin Peay	85 73	
									331	H Murray St.	75 68	
LAST 12 Division I GAMES:												
			236	A Butler	49 57	329	A Austin Peay	85 73				
			59	H Dayton	76 79							
			90	H Southern Ill.	70 50							
			331	H Murray St.	75 68							
			322	A Lipscomb	79 66							

Non-Div I Games:

Wright St.

Average RPI Win:	267	WON-LOST	WINNING	LAST 10	STRENGTH OF	OPP. STRENGTH	TEAM	ADJ.	CONF.	ADJ CONF.
Average RPI Loss:	93	RECORD	PCT. RANK	GAMES	SCHEDULE	OF SCHEDULE	RPI	RPI	RPI	RPI
DIV. I ONLY	3- 3	155	3- 3	302	86	235	235	23	23	
DIV. I NON-CONF.	3- 3	155	3- 3	303	85	239	239	24	24	
TOTALS	RPI 1-25	RPI 26-50	W-L RECORDS	RPI 51-100	RPI 101-150	RPI 150+				
3- 3	0- 0	0- 0	OVERALL	0- 2	0- 1	3- 0				
1- 1	0- 0	0- 0	HOME	0- 1	0- 0	1- 0				
1- 1	0- 0	0- 0	AWAY	0- 0	0- 1	1- 0				
1- 1	0- 0	0- 0	NEUTRAL	0- 1	0- 0	1- 0				
3- 3	0- 0	0- 0	NON-CONFERENCE	0- 2	0- 1	3- 0				
1- 1	0- 0	0- 0	HOME	0- 1	0- 0	1- 0				
1- 1	0- 0	0- 0	AWAY	0- 0	0- 1	1- 0				
1- 1	0- 0	0- 0	NEUTRAL	0- 1	0- 0	1- 0				
0- 0	0- 0	0- 0	CONFERENCE	0- 0	0- 0	0- 0				
0- 0	0- 0	0- 0	HOME	0- 0	0- 0	0- 0				
0- 0	0- 0	0- 0	AWAY	0- 0	0- 0	0- 0				
0- 0	0- 0	0- 0	NEUTRAL	0- 0	0- 0	0- 0				

RPI 1-25			RPI 26-50			RPI 51-100			RPI 101+			Team's RPI: 235
RPI	S	Opponent	Score	RPI	S	Opponent	Score	RPI	S	Opponent	Score	Score
						75 N Iowa St.	63 84	118 A Montana St.			52 79	
						85 H Idaho	66 77	223 A Montana			60 54	
								242 N Howard			67 53	
								337 H Denver			82 41	
LAST 12 Division I GAMES:												
						337 H Denver	82 41	118 A Montana St.			52 79	
								223 A Montana			60 54	
								242 N Howard			67 53	
								75 N Iowa St.			63 84	
								85 H Idaho			66 77	

Non-Div I Games: Western St. 104 29

Wyoming

Average RPI Win:	235	WON-LOST	WINNING	LAST 10	STRENGTH OF	OPP. STRENGTH	TEAM	ADJ.	CONF.	ADJ CONF.
Average RPI Loss:	44	RECORD	PCT. RANK	GAMES	SCHEDULE	OF SCHEDULE	RPI	RPI	RPI	RPI
DIV. I ONLY	5- 3	109	5- 3	236	61	146	146	14	14	
DIV. I NON-CONF.	5- 2	74	5- 2	304	46	186	186	14	14	
TOTALS	RPI 1-25	RPI 26-50	W-L RECORDS	RPI 51-100	RPI 101-150	RPI 150+				
5- 3	0- 1	0- 1	OVERALL	0- 1	1- 0	4- 0				
4- 1	0- 0	0- 0	HOME	0- 1	1- 0	3- 0				
1- 2	0- 1	0- 1	AWAY	0- 0	0- 0	1- 0				
0- 0	0- 0	0- 0	NEUTRAL	0- 0	0- 0	0- 0				
5- 2	0- 1	0- 0	NON-CONFERENCE	0- 1	1- 0	4- 0				
4- 1	0- 0	0- 0	HOME	0- 1	1- 0	3- 0				
1- 1	0- 1	0- 0	AWAY	0- 0	0- 0	1- 0				
0- 0	0- 0	0- 0	NEUTRAL	0- 0	0- 0	0- 0				
0- 1	0- 0	0- 1	CONFERENCE	0- 0	0- 0	0- 0				
0- 0	0- 0	0- 0	HOME	0- 0	0- 0	0- 0				
0- 1	0- 0	0- 1	AWAY	0- 0	0- 0	0- 0				
0- 0	0- 0	0- 0	NEUTRAL	0- 0	0- 0	0- 0				

RPI 1-25			RPI 26-50			RPI 51-100			RPI 101+			Team's RPI: 146
RPI	S	Opponent	Score	RPI	S	Opponent	Score	RPI	S	Opponent	Score	
14	A	Middle Tenn.	68 90	34	A	St. John's (NY)	42 65	83	H	Virginia	62 71	148 H Presbyterian 45 43
												162 H Robert Morris 70 65
												231 A Binghamton 89 71
												306 H Wofford 75 51
												327 H Ark.-Pine Bluff 89 52
LAST 12 Division I GAMES:												
14	A	Middle Tenn.	68 90	83	H	Virginia	62 71					
34	A	St. John's (NY)	42 65	327	H	Ark.-Pine Bluff	89 52					
162	H	Robert Morris	70 65	306	H	Wofford	75 51					
148	H	Presbyterian	45 43									
231	A	Binghamton	89 71									

Non-Div I Games:

Xavier

Average RPI Win:	265	WON-LOST	WINNING	LAST 10	STRENGTH OF	OPP. STRENGTH	TEAM	ADJ.	CONF.	ADJ CONF.
Average RPI Loss:	110	RECORD	PCT. RANK	GAMES	SCHEDULE	OF SCHEDULE	RPI	RPI	RPI	RPI
DIV. I ONLY	3- 4	190	3- 4	107	265	204	204	10	10	
DIV. I NON-CONF.	3- 4	188	3- 4	112	270	203	203	10	10	
TOTALS	RPI 1-25	RPI 26-50	W-L RECORDS	RPI 51-100	RPI 101-150	RPI 150+				
3- 4	0- 1	0- 1	OVERALL	0- 0	0- 0	3- 2				
3- 1	0- 0	0- 1	HOME	0- 0	0- 0	3- 0				
0- 2	0- 1	0- 0	AWAY	0- 0	0- 0	0- 1				
0- 1	0- 0	0- 0	NEUTRAL	0- 0	0- 0	0- 1				
3- 4	0- 1	0- 1	NON-CONFERENCE	0- 0	0- 0	3- 2				
3- 1	0- 0	0- 1	HOME	0- 0	0- 0	3- 0				
0- 2	0- 1	0- 0	AWAY	0- 0	0- 0	0- 1				
0- 1	0- 0	0- 0	NEUTRAL	0- 0	0- 0	0- 1				
0- 0	0- 0	0- 0	CONFERENCE	0- 0	0- 0	0- 0				
0- 0	0- 0	0- 0	HOME	0- 0	0- 0	0- 0				
0- 0	0- 0	0- 0	AWAY	0- 0	0- 0	0- 0				
0- 0	0- 0	0- 0	NEUTRAL	0- 0	0- 0	0- 0				

RPI 1-25				RPI 26-50				RPI 51-100				RPI 101+ Team's RPI: 204			
RPI	S	Opponent	Score	RPI	S	Opponent	Score	RPI	S	Opponent	Score	RPI	S	Opponent	Score
12	A	Washington	51 81	34	H	St. John's (NY)	50 61					183	N	Boise St.	53 59
												209	A	UMass Lowell	72 80
												228	H	Monmouth	62 58
												282	H	Holy Cross	83 70
												286	H	Boston U.	66 59
LAST 12 Division I GAMES:															
183	N	Boise St.	53 59	209	A	UMass Lowell	72 80								
12	A	Washington	51 81	286	H	Boston U.	66 59								
282	H	Holy Cross	83 70	228	H	Monmouth	62 58								
34	H	St. John's (NY)	50 61												

Non-Div I Games: Alas. Anchorage 63 72

Yale

Average RPI Win:	179	WON-LOST	WINNING	LAST 10	STRENGTH OF	OPP. STRENGTH	TEAM	ADJ.	CONF.	ADJ CONF.
Average RPI Loss:	0	RECORD	PCT. RANK	GAMES	SCHEDULE	OF SCHEDULE	RPI	RPI	RPI	RPI
DIV. I ONLY	6- 0	1	6- 0	277	43	55	55	7	7	
DIV. I NON-CONF.	6- 0	1	6- 0	278	44	58	58	7	7	
TOTALS	RPI 1-25	RPI 26-50	W-L RECORDS	RPI 51-100	RPI 101-150	RPI 150+				
6- 0	0- 0	0- 0	OVERALL	1- 0	1- 0	4- 0				
2- 0	0- 0	0- 0	HOME	1- 0	0- 0	1- 0				
3- 0	0- 0	0- 0	AWAY	0- 0	0- 0	3- 0				
1- 0	0- 0	0- 0	NEUTRAL	0- 0	1- 0	0- 0				
6- 0	0- 0	0- 0	NON-CONFERENCE	1- 0	1- 0	4- 0				
2- 0	0- 0	0- 0	HOME	1- 0	0- 0	1- 0				
3- 0	0- 0	0- 0	AWAY	0- 0	0- 0	3- 0				
1- 0	0- 0	0- 0	NEUTRAL	0- 0	1- 0	0- 0				
0- 0	0- 0	0- 0	CONFERENCE	0- 0	0- 0	0- 0				
0- 0	0- 0	0- 0	HOME	0- 0	0- 0	0- 0				
0- 0	0- 0	0- 0	AWAY	0- 0	0- 0	0- 0				
0- 0	0- 0	0- 0	NEUTRAL	0- 0	0- 0	0- 0				

RPI 1-25			RPI 26-50			RPI 51-100			Team's RPI: 55	RPI 101+		
RPI	S	Opponent	Score	RPI	S	Opponent	Score	RPI	S	Opponent	Score	
								70	H	Bucknell	69 54	
										107	N	Nicholls St.
										173	A	Radford
										196	H	Niagara
										255	A	Kent St.
										271	A	Tennessee St.
LAST 12 Division I GAMES:												
271	A	Tennessee St.	73 66	70	H	Bucknell	69 54					
107	N	Nicholls St.	51 50	173	A	Radford	70 44					
				255	A	Kent St.	68 49					
				196	H	Niagara	83 61					

Non-Div I Games: Oberlin 92 43

Youngstown St.