

Average RPI Win:	310	WON-LOST	WINNING	LAST 10	STRENGTH OF	OPP. STRENGTH	TEAM	ADJ.	CONF.	ADJ CONF.
Average RPI Loss:	156	RECORD	PCT. RANK	GAMES	SCHEDULE	OF SCHEDULE	RPI	RPI	RPI	RPI
DIV. I ONLY	2- 3	214	1- 1	297	162	246	246	26	26	
DIV. I NON-CONF.	2- 3	215	1- 1	297	161	246	246	26	26	
TOTALS	RPI 1-25	RPI 26-50	W-L RECORDS	RPI 51-100	RPI 101-150	RPI 150+				
2- 3	0- 1	0- 0	OVERALL	0- 0	0- 0	2- 2				
1- 0	0- 0	0- 0	HOME	0- 0	0- 0	1- 0				
0- 3	0- 1	0- 0	AWAY	0- 0	0- 0	0- 2				
1- 0	0- 0	0- 0	NEUTRAL	0- 0	0- 0	1- 0				
2- 3	0- 1	0- 0	NON-CONFERENCE	0- 0	0- 0	2- 2				
1- 0	0- 0	0- 0	HOME	0- 0	0- 0	1- 0				
0- 3	0- 1	0- 0	AWAY	0- 0	0- 0	0- 2				
1- 0	0- 0	0- 0	NEUTRAL	0- 0	0- 0	1- 0				
0- 0	0- 0	0- 0	CONFERENCE	0- 0	0- 0	0- 0				
0- 0	0- 0	0- 0	HOME	0- 0	0- 0	0- 0				
0- 0	0- 0	0- 0	AWAY	0- 0	0- 0	0- 0				
0- 0	0- 0	0- 0	NEUTRAL	0- 0	0- 0	0- 0				

RPI 1-25				RPI 26-50				RPI 51-100				RPI 101+ Team's RPI: 246			
RPI	S	Opponent	Score	RPI	S	Opponent	Score	RPI	S	Opponent	Score	RPI	S	Opponent	Score
2	A	Missouri St.	51 79									192	A	Texas St.	48 57
												274	A	South Alabama	82 83
												281	N	Prairie View	64 52
												338	H	UTRGV	61 50
LAST 12 Division I GAMES:															
				274	A	South Alabama	82 83								
				281	N	Prairie View	64 52								
				192	A	Texas St.	48 57								
				338	H	UTRGV	61 50								
				2	A	Missouri St.	51 79								

Non-Div I Games: UNKNOWN 75 55 Huston-Tillotson 63 49 Texas Wesleyan 90 52

Average RPI Win:	177	WON-LOST	WINNING	LAST 10	STRENGTH OF	OPP. STRENGTH	TEAM	ADJ.	CONF.	ADJ CONF.
Average RPI Loss:	54	RECORD	PCT. RANK	GAMES	SCHEDULE	OF SCHEDULE	RPI	RPI	RPI	RPI
DIV. I ONLY	3- 1	59	1- 0	97	96	28	28	26	26	
DIV. I NON-CONF.	3- 1	60	1- 0	97	96	28	28	26	26	
TOTALS	RPI 1-25	RPI 26-50	W-L RECORDS	RPI 51-100	RPI 101-150	RPI 150+				
3- 1	0- 0	0- 0	OVERALL	0- 1	1- 0	2- 0				
1- 0	0- 0	0- 0	HOME	0- 0	0- 0	1- 0				
2- 1	0- 0	0- 0	AWAY	0- 1	1- 0	1- 0				
0- 0	0- 0	0- 0	NEUTRAL	0- 0	0- 0	0- 0				
3- 1	0- 0	0- 0	NON-CONFERENCE	0- 1	1- 0	2- 0				
1- 0	0- 0	0- 0	HOME	0- 0	0- 0	1- 0				
2- 1	0- 0	0- 0	AWAY	0- 1	1- 0	1- 0				
0- 0	0- 0	0- 0	NEUTRAL	0- 0	0- 0	0- 0				
0- 0	0- 0	0- 0	CONFERENCE	0- 0	0- 0	0- 0				
0- 0	0- 0	0- 0	HOME	0- 0	0- 0	0- 0				
0- 0	0- 0	0- 0	AWAY	0- 0	0- 0	0- 0				
0- 0	0- 0	0- 0	NEUTRAL	0- 0	0- 0	0- 0				

RPI 1-25			RPI 26-50			Team's RPI: 28			RPI 51-100			RPI 101+		
RPI	S	Opponent	Score	RPI	S	Opponent	Score		RPI	S	Opponent	Score		
									54	A	Oklahoma	65	78	
												101	A	Wright St.
												163	A	Portland
												266	H	Tulsa
LAST 12 Division I GAMES:														
				266	H	Tulsa	73	63	163	A	Portland	76	69	
									54	A	Oklahoma	65	78	
									101	A	Wright St.	83	64	

Non-Div I Games: Howard Payne 96 38 Southwest (NM) 104 52 McMurry 111 43

Average RPI Win:	285	WON-LOST	WINNING	LAST 10	STRENGTH OF	OPP. STRENGTH	TEAM	ADJ.	CONF.	ADJ CONF.
Average RPI Loss:	180	RECORD	PCT. RANK	GAMES	SCHEDULE	OF SCHEDULE	RPI	RPI	RPI	RPI
DIV. I ONLY	2- 8	297	1- 0	162	312	288	288	20	20	
DIV. I NON-CONF.	1- 7	317	0- 0	189	290	319	319	21	21	
TOTALS	RPI 1-25	RPI 26-50	W-L RECORDS	RPI 51-100	RPI 101-150	RPI 150+				
2- 8	0- 0	0- 0	OVERALL	0- 1	0- 1	2- 6				
1- 4	0- 0	0- 0	HOME	0- 0	0- 1	1- 3				
1- 4	0- 0	0- 0	AWAY	0- 1	0- 0	1- 3				
0- 0	0- 0	0- 0	NEUTRAL	0- 0	0- 0	0- 0				
1- 7	0- 0	0- 0	NON-CONFERENCE	0- 1	0- 0	1- 6				
1- 3	0- 0	0- 0	HOME	0- 0	0- 0	1- 3				
0- 4	0- 0	0- 0	AWAY	0- 1	0- 0	0- 3				
0- 0	0- 0	0- 0	NEUTRAL	0- 0	0- 0	0- 0				
1- 1	0- 0	0- 0	CONFERENCE	0- 0	0- 1	1- 0				
0- 1	0- 0	0- 0	HOME	0- 0	0- 1	0- 0				
1- 0	0- 0	0- 0	AWAY	0- 0	0- 0	1- 0				
0- 0	0- 0	0- 0	NEUTRAL	0- 0	0- 0	0- 0				

RPI 1-25				RPI 26-50				RPI 51-100				RPI 101+				Team's RPI: 288	
RPI	S	Opponent	Score	RPI	S	Opponent	Score	RPI	S	Opponent	Score	RPI	S	Opponent	Score		
								76	A	Arizona St.	56	87	102	H	Wyoming	63	65
													163	H	Portland	56	72
													181	A	Navy	59	67
													200	A	Northern Colo.	62	72
													224	A	Tennessee	54	81
													235	H	San Diego	59	70
													241	H	NJIT	68	48
													261	H	Army West Point	66	68
													328	A	Nevada	68	61
LAST 12 Division I GAMES:																	
				181	A	Navy	59	67	328	A	Nevada	68	61				
				163	H	Portland	56	72	102	H	Wyoming	63	65				
				200	A	Northern Colo.	62	72	224	A	Tennessee	54	81				
				235	H	San Diego	59	70	76	A	Arizona St.	56	87				
				261	H	Army West Point	66	68									
				241	H	NJIT	68	48									

Non-Div I Games:

Air Force

■ Loss,
 ■ Non-Conf,
 ■ S Site,
 ■ H Home
 ■ A Away
 N Neutral

Average RPI Win:	278	WON-LOST	WINNING	LAST 10	STRENGTH OF	OPP. STRENGTH	TEAM	ADJ.	CONF.	ADJ CONF.
Average RPI Loss:	99	RECORD	PCT. RANK	GAMES	SCHEDULE	OF SCHEDULE	RPI	RPI	RPI	RPI
DIV. I ONLY	4- 4	160	0- 1	140	272	166	166	11	11	
DIV. I NON-CONF.	4- 4	160	0- 1	139	272	163	163	11	11	
TOTALS	RPI 1-25	RPI 26-50	W-L RECORDS	RPI 51-100	RPI 101-150	RPI 150+				
4- 4	0- 0	0- 1	OVERALL	0- 1	0- 2	4- 0				
2- 2	0- 0	0- 1	HOME	0- 0	0- 1	2- 0				
2- 2	0- 0	0- 0	AWAY	0- 1	0- 1	2- 0				
0- 0	0- 0	0- 0	NEUTRAL	0- 0	0- 0	0- 0				
4- 4	0- 0	0- 1	NON-CONFERENCE	0- 1	0- 2	4- 0				
2- 2	0- 0	0- 1	HOME	0- 0	0- 1	2- 0				
2- 2	0- 0	0- 0	AWAY	0- 1	0- 1	2- 0				
0- 0	0- 0	0- 0	NEUTRAL	0- 0	0- 0	0- 0				
0- 0	0- 0	0- 0	CONFERENCE	0- 0	0- 0	0- 0				
0- 0	0- 0	0- 0	HOME	0- 0	0- 0	0- 0				
0- 0	0- 0	0- 0	AWAY	0- 0	0- 0	0- 0				
0- 0	0- 0	0- 0	NEUTRAL	0- 0	0- 0	0- 0				

RPI 1-25				RPI 26-50				RPI 51-100				RPI 101+				Team's RPI: 166	
RPI	S	Opponent	Score	RPI	S	Opponent	Score	RPI	S	Opponent	Score	RPI	S	Opponent	Score		
				39	H	Michigan	71 80	63	A	Butler	55 76	147	A	Cleveland St.	62 66		
												148	H	Duquesne	63 88		
												165	H	Youngstown St.	91 62		
												294	A	St. Bonaventure	63 54		
												321	A	Detroit Mercy	81 60		
												332	H	Purdue Fort Wayne	64 53		
LAST 12 Division I GAMES:																	
				39	H	Michigan	71 80	63	A	Butler	55 76						
				332	H	Purdue Fort Wayne	64 53	148	H	Duquesne	63 88						
				294	A	St. Bonaventure	63 54	147	A	Cleveland St.	62 66						
								321	A	Detroit Mercy	81 60						
								165	H	Youngstown St.	91 62						

Non-Div I Games:

Akron

■ Loss,
 ■ Non-Conf, S Site,
 ■ Home
 ■ Away
 N Neutral

Alabama

Through Games Of 12/8/19

Average RPI Win:	175	WON-LOST	WINNING	LAST 10	STRENGTH OF	OPP. STRENGTH	TEAM	ADJ.	CONF.	ADJ CONF.
Average RPI Loss:	123	RECORD	PCT. RANK	GAMES	SCHEDULE	OF SCHEDULE	RPI	RPI	RPI	RPI
DIV. I ONLY	6- 3	85	1- 0	168	151	119	119	7	7	
DIV. I NON-CONF.	6- 3	83	1- 0	167	150	118	118	7	7	
TOTALS	RPI 1-25	RPI 26-50	W-L RECORDS	RPI 51-100	RPI 101-150	RPI 150+				
6- 3	0- 0	0- 0	OVERALL	2- 1	0- 1	4- 1				
2- 2	0- 0	0- 0	HOME	1- 0	0- 1	1- 1				
3- 0	0- 0	0- 0	AWAY	0- 0	0- 0	3- 0				
1- 1	0- 0	0- 0	NEUTRAL	1- 1	0- 0	0- 0				
6- 3	0- 0	0- 0	NON-CONFERENCE	2- 1	0- 1	4- 1				
2- 2	0- 0	0- 0	HOME	1- 0	0- 1	1- 1				
3- 0	0- 0	0- 0	AWAY	0- 0	0- 0	3- 0				
1- 1	0- 0	0- 0	NEUTRAL	1- 1	0- 0	0- 0				
0- 0	0- 0	0- 0	CONFERENCE	0- 0	0- 0	0- 0				
0- 0	0- 0	0- 0	HOME	0- 0	0- 0	0- 0				
0- 0	0- 0	0- 0	AWAY	0- 0	0- 0	0- 0				
0- 0	0- 0	0- 0	NEUTRAL	0- 0	0- 0	0- 0				

RPI 1-25			RPI 26-50			RPI 51-100			RPI 101+			Team's RPI: 119
RPI	S	Opponent	Score	RPI	S	Opponent	Score	RPI	S	Opponent	Score	
						57 H Colgate	72 52	106 H Iowa St.		66 75		
						58 N UNI	87 77	182 A Tulane		66 56		
						80 N Southern California	57 60	184 H Hampton		61 64		
								191 A Clemson		67 54		
								274 A South Alabama		74 62		
								286 H Mercer		111 56		
LAST 12 Division I GAMES:												
						57 H Colgate	72 52	58 N UNI		87 77		
						106 H Iowa St.	66 75	182 A Tulane		66 56		
						80 N Southern California	57 60	274 A South Alabama		74 62		
								286 H Mercer		111 56		
								191 A Clemson		67 54		
								184 H Hampton		61 64		

Non-Div I Games:

Alabama

■ Loss,
 ■ Non-Conf, S Site,
 ■ Home
 ■ Away
 N Neutral

Average RPI Win:	310	WON-LOST	WINNING	LAST 10	STRENGTH OF	OPP. STRENGTH	TEAM	ADJ.	CONF.	ADJ CONF.
Average RPI Loss:	157	RECORD	PCT. RANK	GAMES	SCHEDULE	OF SCHEDULE	RPI	RPI	RPI	RPI
DIV. I ONLY	3- 4	199	1- 0	187	319	186	186	28	28	
DIV. I NON-CONF.	3- 4	198	1- 0	185	319	186	186	28	28	
TOTALS	RPI 1-25	RPI 26-50	W-L RECORDS	RPI 51-100	RPI 101-150	RPI 150+				
3- 4	0- 0	0- 0	OVERALL	0- 1	0- 1	3- 2				
0- 1	0- 0	0- 0	HOME	0- 0	0- 1	0- 0				
3- 2	0- 0	0- 0	AWAY	0- 1	0- 0	3- 1				
0- 1	0- 0	0- 0	NEUTRAL	0- 0	0- 0	0- 1				
3- 4	0- 0	0- 0	NON-CONFERENCE	0- 1	0- 1	3- 2				
0- 1	0- 0	0- 0	HOME	0- 0	0- 1	0- 0				
3- 2	0- 0	0- 0	AWAY	0- 1	0- 0	3- 1				
0- 1	0- 0	0- 0	NEUTRAL	0- 0	0- 0	0- 1				
0- 0	0- 0	0- 0	CONFERENCE	0- 0	0- 0	0- 0				
0- 0	0- 0	0- 0	HOME	0- 0	0- 0	0- 0				
0- 0	0- 0	0- 0	AWAY	0- 0	0- 0	0- 0				
0- 0	0- 0	0- 0	NEUTRAL	0- 0	0- 0	0- 0				

RPI 1-25			RPI 26-50			RPI 51-100			RPI 101+			Team's RPI: 186
RPI	S	Opponent	Score	RPI	S	Opponent	Score	RPI	S	Opponent	Score	
						81 A Nebraska	46 68			105 H North Florida	64 73	
										212 A California Baptist	55 60	
										230 N North Ala.	65 80	
										300 A Denver	86 83	
										311 A San Diego St.	61 53	
										319 A Georgia St.	67 52	
LAST 12 Division I GAMES:												
300	A	Denver	86 83	81	A	Nebraska	46 68					
230	N	North Ala.	65 80									
319	A	Georgia St.	67 52									
105	H	North Florida	64 73									
212	A	California Baptist	55 60									
311	A	San Diego St.	61 53									

Non-Div I Games:

Alabama A&M

■ Loss,
■ Non-Conf,
■ S Site,
■ H Home
■ A Away
N Neutral

Average RPI Win: 337		WON-LOST	WINNING	LAST 10	STRENGTH OF	OPP. STRENGTH	TEAM	ADJ.	CONF.	ADJ CONF.
Average RPI Loss: 139		RECORD	PCT. RANK	GAMES	SCHEDULE	OF SCHEDULE	RPI	RPI	RPI	RPI
DIV. I ONLY		1- 4	297	0- 1	275	131	317	317	28	28
DIV. I NON-CONF.		1- 4	297	0- 1	276	131	316	316	28	28
TOTALS	RPI 1-25	RPI 26-50		W-L RECORDS		RPI 51-100	RPI 101-150	RPI 150+		
1- 4	0- 1	0- 0		OVERALL		0- 0	0- 1	1- 2		
1- 1	0- 0	0- 0		HOME		0- 0	0- 0	1- 1		
0- 3	0- 1	0- 0		AWAY		0- 0	0- 1	0- 1		
0- 0	0- 0	0- 0		NEUTRAL		0- 0	0- 0	0- 0		
1- 4	0- 1	0- 0		NON-CONFERENCE		0- 0	0- 1	1- 2		
1- 1	0- 0	0- 0		HOME		0- 0	0- 0	1- 1		
0- 3	0- 1	0- 0		AWAY		0- 0	0- 1	0- 1		
0- 0	0- 0	0- 0		NEUTRAL		0- 0	0- 0	0- 0		
0- 0	0- 0	0- 0		CONFERENCE		0- 0	0- 0	0- 0		
0- 0	0- 0	0- 0		HOME		0- 0	0- 0	0- 0		
0- 0	0- 0	0- 0		AWAY		0- 0	0- 0	0- 0		
0- 0	0- 0	0- 0		NEUTRAL		0- 0	0- 0	0- 0		

RPI 1-25				RPI 26-50				RPI 51-100				RPI 101+				Team's RPI: 317	
RPI	S	Opponent	Score	RPI	S	Opponent	Score	RPI	S	Opponent	Score	RPI	S	Opponent	Score		
18	A	South Carolina	43 103									144	A	South Fla.	29 80		
												191	A	Clemson	43 76		
												204	H	Samford	48 83		
												337	H	Jacksonville St.	68 63		
LAST 12 Division I GAMES:																	
												144	A	South Fla.	29 80		
												204	H	Samford	48 83		
												337	H	Jacksonville St.	68 63		
												191	A	Clemson	43 76		
												18	A	South Carolina	43 103		

Alabama St.

■ Loss, ■ Non-Conf, S Site, H Home A Away N Neutral

Albany (NY)

Through Games Of 12/8/19

Average RPI Win:	280	WON-LOST	WINNING	LAST 10	STRENGTH OF	OPP. STRENGTH	TEAM	ADJ.	CONF.	ADJ CONF.
Average RPI Loss:	159	RECORD	PCT. RANK	GAMES	SCHEDULE	OF SCHEDULE	RPI	RPI	RPI	RPI
DIV. I ONLY	3- 6	231	0- 1	299	197	287	287	27	27	
DIV. I NON-CONF.	3- 6	231	0- 1	299	196	288	288	27	27	
TOTALS	RPI 1-25	RPI 26-50	W-L RECORDS	RPI 51-100	RPI 101-150	RPI 150+				
3- 6	0- 0	0- 0	OVERALL	0- 1	0- 2	3- 3				
1- 3	0- 0	0- 0	HOME	0- 0	0- 1	1- 2				
2- 3	0- 0	0- 0	AWAY	0- 1	0- 1	2- 1				
0- 0	0- 0	0- 0	NEUTRAL	0- 0	0- 0	0- 0				
3- 6	0- 0	0- 0	NON-CONFERENCE	0- 1	0- 2	3- 3				
1- 3	0- 0	0- 0	HOME	0- 0	0- 1	1- 2				
2- 3	0- 0	0- 0	AWAY	0- 1	0- 1	2- 1				
0- 0	0- 0	0- 0	NEUTRAL	0- 0	0- 0	0- 0				
0- 0	0- 0	0- 0	CONFERENCE	0- 0	0- 0	0- 0				
0- 0	0- 0	0- 0	HOME	0- 0	0- 0	0- 0				
0- 0	0- 0	0- 0	AWAY	0- 0	0- 0	0- 0				
0- 0	0- 0	0- 0	NEUTRAL	0- 0	0- 0	0- 0				

RPI 1-25			RPI 26-50			RPI 51-100			RPI 101+			Team's RPI: 287
RPI	S	Opponent	Score	RPI	S	Opponent	Score	RPI	S	Opponent	Score	
						92 A Marist	52 76	107 H Cornell		51 71		
								115 A Syracuse		53 75		
								169 H Columbia		82 78		
								195 A Siena		46 52		
								202 H Boston U.		58 60		
								245 H Lafayette		47 54		
								329 A Canisius		70 53		
								342 A Central Conn. St.		73 63		
LAST 12 Division I GAMES:												
195 A		Siena	46 52	92 A		Marist	52 76					
342 A		Central Conn. St.	73 63	107 H		Cornell	51 71					
329 A		Canisius	70 53	169 H		Columbia	82 78					
245 H		Lafayette	47 54									
202 H		Boston U.	58 60									
115 A		Syracuse	53 75									

Non-Div I Games: FDU-Florham 81 21

Albany (NY)

Loss, Non-Conf, S Site, H Home A Away N Neutral

Average RPI Win: 345		WON-LOST	WINNING	LAST 10	STRENGTH OF	OPP. STRENGTH	TEAM	ADJ.	CONF.	ADJ CONF.
Average RPI Loss: 177		RECORD	PCT. RANK	GAMES	SCHEDULE	OF SCHEDULE	RPI	RPI	RPI	RPI
DIV. I ONLY		2- 6	276	1- 0	316	224	318	318	28	28
DIV. I NON-CONF.		2- 6	277	1- 0	317	223	317	317	28	28
TOTALS	RPI 1-25	RPI 26-50		W-L RECORDS		RPI 51-100	RPI 101-150	RPI 150+		
2- 6	0- 0	0- 0		OVERALL		0- 0	0- 3	2- 3		
1- 0	0- 0	0- 0		HOME		0- 0	0- 0	1- 0		
1- 4	0- 0	0- 0		AWAY		0- 0	0- 3	1- 1		
0- 2	0- 0	0- 0		NEUTRAL		0- 0	0- 0	0- 2		
2- 6	0- 0	0- 0		NON-CONFERENCE		0- 0	0- 3	2- 3		
1- 0	0- 0	0- 0		HOME		0- 0	0- 0	1- 0		
1- 4	0- 0	0- 0		AWAY		0- 0	0- 3	1- 1		
0- 2	0- 0	0- 0		NEUTRAL		0- 0	0- 0	0- 2		
0- 0	0- 0	0- 0		CONFERENCE		0- 0	0- 0	0- 0		
0- 0	0- 0	0- 0		HOME		0- 0	0- 0	0- 0		
0- 0	0- 0	0- 0		AWAY		0- 0	0- 0	0- 0		
0- 0	0- 0	0- 0		NEUTRAL		0- 0	0- 0	0- 0		

RPI 1-25				RPI 26-50				RPI 51-100				RPI 101+				Team's RPI: 318	
RPI	S	Opponent	Score	RPI	S	Opponent	Score	RPI	S	Opponent	Score	RPI	S	Opponent	Score		
												135	A	North Texas	31	67	
												140	A	Memphis	51	57	
												142	A	SFA	62	67	
												191	N	Clemson	46	77	
												198	A	UTEP	47	92	
												256	N	Ole Miss	55	73	
												339	A	Tennessee St.	62	57	
												351	H	Florida A&M	58	42	
LAST 12 Division I GAMES:																	
				339	A	Tennessee St.	62	57	351	H	Florida A&M	58	42				
				198	A	UTEP	47	92	191	N	Clemson	46	77				
				135	A	North Texas	31	67	256	N	Ole Miss	55	73				
				142	A	SFA	62	67									
				140	A	Memphis	51	57									

Non-Div I Games:	Tougaloo	85	61	Louisiana Col.	86	50
------------------	----------	----	----	----------------	----	----

Alcorn

■ Loss, ■ Non-Conf, S Site, H Home A Away N Neutral

Average RPI Win: 219	WON-LOST	WINNING	LAST 10	STRENGTH OF	OPP. STRENGTH	TEAM	ADJ.	CONF.	ADJ CONF.
Average RPI Loss: 147	RECORD	PCT. RANK	GAMES	SCHEDULE	OF SCHEDULE	RPI	RPI	RPI	RPI
DIV. I ONLY	2- 6	276	0- 1	131	227	260	260	15	15
DIV. I NON-CONF.	2- 6	277	0- 1	131	227	262	262	15	15
TOTALS	RPI 1-25	RPI 26-50	W-L RECORDS	RPI 51-100	RPI 101-150	RPI 150+			
2- 6	0- 0	0- 0	OVERALL	0- 3	1- 0	1- 3			
2- 1	0- 0	0- 0	HOME	0- 1	1- 0	1- 0			
0- 4	0- 0	0- 0	AWAY	0- 1	0- 0	0- 3			
0- 1	0- 0	0- 0	NEUTRAL	0- 1	0- 0	0- 0			
2- 6	0- 0	0- 0	NON-CONFERENCE	0- 3	1- 0	1- 3			
2- 1	0- 0	0- 0	HOME	0- 1	1- 0	1- 0			
0- 4	0- 0	0- 0	AWAY	0- 1	0- 0	0- 3			
0- 1	0- 0	0- 0	NEUTRAL	0- 1	0- 0	0- 0			
0- 0	0- 0	0- 0	CONFERENCE	0- 0	0- 0	0- 0			
0- 0	0- 0	0- 0	HOME	0- 0	0- 0	0- 0			
0- 0	0- 0	0- 0	AWAY	0- 0	0- 0	0- 0			
0- 0	0- 0	0- 0	NEUTRAL	0- 0	0- 0	0- 0			

RPI 1-25			RPI 26-50			RPI 51-100			RPI 101+			Team's RPI: 260
RPI	S	Opponent	Score	RPI	S	Opponent	Score	RPI	S	Opponent	Score	
						59 H Minnesota	53 70	141 H Villanova			76 54	
						94 N Buffalo	55 73	167 A George Mason			55 73	
						99 A Ohio	69 81	189 A Saint Joseph's			51 72	
								273 A Towson			60 63	
								296 H High Point			56 48	
LAST 12 Division I GAMES:												
						59 H Minnesota	53 70	94 N Buffalo			55 73	
						99 A Ohio	69 81	189 A Saint Joseph's			51 72	
								273 A Towson			60 63	
								167 A George Mason			55 73	
								296 H High Point			56 48	
								141 H Villanova			76 54	

Non-Div I Games:

American

Average RPI Win: 303		WON-LOST	WINNING	LAST 10	STRENGTH OF	OPP. STRENGTH	TEAM	ADJ.	CONF.	ADJ CONF.
Average RPI Loss: 186		RECORD	PCT. RANK	GAMES	SCHEDULE	OF SCHEDULE	RPI	RPI	RPI	RPI
DIV. I ONLY		2- 5	254	1- 0	300	204	303	303	22	22
DIV. I NON-CONF.		2- 5	254	1- 0	300	203	303	303	22	22
TOTALS	RPI 1-25	RPI 26-50		W-L RECORDS	RPI 51-100		RPI 101-150	RPI 150+		
2- 5	0- 1	0- 0		OVERALL	0- 0		0- 0	2- 4		
1- 2	0- 0	0- 0		HOME	0- 0		0- 0	1- 2		
1- 3	0- 1	0- 0		AWAY	0- 0		0- 0	1- 2		
0- 0	0- 0	0- 0		NEUTRAL	0- 0		0- 0	0- 0		
2- 5	0- 1	0- 0		NON-CONFERENCE	0- 0		0- 0	2- 4		
1- 2	0- 0	0- 0		HOME	0- 0		0- 0	1- 2		
1- 3	0- 1	0- 0		AWAY	0- 0		0- 0	1- 2		
0- 0	0- 0	0- 0		NEUTRAL	0- 0		0- 0	0- 0		
0- 0	0- 0	0- 0		CONFERENCE	0- 0		0- 0	0- 0		
0- 0	0- 0	0- 0		HOME	0- 0		0- 0	0- 0		
0- 0	0- 0	0- 0		AWAY	0- 0		0- 0	0- 0		
0- 0	0- 0	0- 0		NEUTRAL	0- 0		0- 0	0- 0		

[illegible]

Non-Div I Games:

Appalachian St.

■ Loss, ■ Non-Conf, S Site, H Home A Away N Neutral

Average RPI Win:	197	WON-LOST	WINNING	LAST 10	STRENGTH OF	OPP. STRENGTH	TEAM	ADJ.	CONF.	ADJ CONF.
Average RPI Loss:	0	RECORD	PCT. RANK	GAMES	SCHEDULE	OF SCHEDULE	RPI	RPI	RPI	RPI
DIV. I ONLY	9- 0	1	1- 0	228	117	38	38	1	1	
DIV. I NON-CONF.	9- 0	1	1- 0	227	118	38	38	1	1	
TOTALS	RPI 1-25	RPI 26-50	W-L RECORDS	RPI 51-100	RPI 101-150	RPI 150+				
9- 0	0- 0	0- 0	OVERALL	1- 0	2- 0	6- 0				
5- 0	0- 0	0- 0	HOME	1- 0	1- 0	3- 0				
4- 0	0- 0	0- 0	AWAY	0- 0	1- 0	3- 0				
0- 0	0- 0	0- 0	NEUTRAL	0- 0	0- 0	0- 0				
9- 0	0- 0	0- 0	NON-CONFERENCE	1- 0	2- 0	6- 0				
5- 0	0- 0	0- 0	HOME	1- 0	1- 0	3- 0				
4- 0	0- 0	0- 0	AWAY	0- 0	1- 0	3- 0				
0- 0	0- 0	0- 0	NEUTRAL	0- 0	0- 0	0- 0				
0- 0	0- 0	0- 0	CONFERENCE	0- 0	0- 0	0- 0				
0- 0	0- 0	0- 0	HOME	0- 0	0- 0	0- 0				
0- 0	0- 0	0- 0	AWAY	0- 0	0- 0	0- 0				
0- 0	0- 0	0- 0	NEUTRAL	0- 0	0- 0	0- 0				

RPI 1-25				RPI 26-50				Team's RPI: 38				RPI 51-100				RPI 101+			
RPI	S	Opponent	Score	RPI	S	Opponent	Score	RPI	S	Opponent	Score	RPI	S	Opponent	Score	RPI	S	Opponent	Score
								93	H	North Dakota	74 42	123	H	Santa Clara	65 52				
												125	A	Texas	83 58				
												159	H	Monmouth	86 34				
												198	A	UTEP	54 43				
												217	A	Montana	77 42				
												258	H	UC Riverside	70 27				
												281	H	Prairie View	83 48				
												323	A	Chicago St.	82 50				
LAST 12 Division I GAMES:																			
				281	H	Prairie View	83 48					198	A	UTEP	54 43				
				125	A	Texas	83 58					159	H	Monmouth	86 34				
				323	A	Chicago St.	82 50					258	H	UC Riverside	70 27				
				123	H	Santa Clara	65 52					217	A	Montana	77 42				
				93	H	North Dakota	74 42												

Non-Div I Games:

Average RPI Win:	208	WON-LOST	WINNING	LAST 10	STRENGTH OF	OPP. STRENGTH	TEAM	ADJ.	CONF.	ADJ CONF.
Average RPI Loss:	42	RECORD	PCT. RANK	GAMES	SCHEDULE	OF SCHEDULE	RPI	RPI	RPI	RPI
DIV. I ONLY	7- 2	50	0- 1	165	108	76	76	1	1	
DIV. I NON-CONF.	7- 2	51	1- 1	165	110	76	76	1	1	
TOTALS	RPI 1-25	RPI 26-50	W-L RECORDS	RPI 51-100	RPI 101-150	RPI 150+				
7- 2	0- 1	0- 0	OVERALL	1- 1	1- 0	5- 0				
5- 0	0- 0	0- 0	HOME	0- 0	1- 0	4- 0				
0- 1	0- 0	0- 0	AWAY	0- 1	0- 0	0- 0				
2- 1	0- 1	0- 0	NEUTRAL	1- 0	0- 0	1- 0				
7- 2	0- 1	0- 0	NON-CONFERENCE	1- 1	1- 0	5- 0				
5- 0	0- 0	0- 0	HOME	0- 0	1- 0	4- 0				
0- 1	0- 0	0- 0	AWAY	0- 1	0- 0	0- 0				
2- 1	0- 1	0- 0	NEUTRAL	1- 0	0- 0	1- 0				
0- 0	0- 0	0- 0	CONFERENCE	0- 0	0- 0	0- 0				
0- 0	0- 0	0- 0	HOME	0- 0	0- 0	0- 0				
0- 0	0- 0	0- 0	AWAY	0- 0	0- 0	0- 0				
0- 0	0- 0	0- 0	NEUTRAL	0- 0	0- 0	0- 0				

RPI 1-25				RPI 26-50				RPI 51-100				Team's RPI: 76		RPI 101+			
RPI	S	Opponent	Score	RPI	S	Opponent	Score	RPI	S	Opponent	Score			RPI	S	Opponent	Score
25	N	Purdue	52 59					59	A	Minnesota	66 80			143	H	BYU	60 52
								68	N	Middle Tenn.	61 60			178	H	Idaho St.	74 69
														220	N	Maine	57 31
														261	H	Army West Point	83 51
														288	H	Air Force	87 56
														298	H	Cal Poly	66 41
LAST 12 Division I GAMES:																	
				25	N	Purdue	52 59					68	N	Middle Tenn.	61 60		
				261	H	Army West Point	83 51					178	H	Idaho St.	74 69		
				288	H	Air Force	87 56					143	H	BYU	60 52		
												220	N	Maine	57 31		
												298	H	Cal Poly	66 41		
												59	A	Minnesota	66 80		

Non-Div I Games:

Arizona St.

Average RPI Win:	0	WON-LOST	WINNING	LAST 10	STRENGTH OF	OPP. STRENGTH	TEAM	ADJ.	CONF.	ADJ CONF.
Average RPI Loss:	146	RECORD	PCT. RANK	GAMES	SCHEDULE	OF SCHEDULE	RPI	RPI	RPI	RPI
DIV. I ONLY	0- 6	333	0- 1	24	314	265	265	28	28	
DIV. I NON-CONF.	0- 6	333	0- 1	25	314	267	267	28	28	
TOTALS	RPI 1-25	RPI 26-50	W-L RECORDS	RPI 51-100	RPI 101-150	RPI 150+				
0- 6	0- 0	0- 0	OVERALL	0- 1	0- 2	0- 3				
0- 0	0- 0	0- 0	HOME	0- 0	0- 0	0- 0				
0- 6	0- 0	0- 0	AWAY	0- 1	0- 2	0- 3				
0- 0	0- 0	0- 0	NEUTRAL	0- 0	0- 0	0- 0				
0- 6	0- 0	0- 0	NON-CONFERENCE	0- 1	0- 2	0- 3				
0- 0	0- 0	0- 0	HOME	0- 0	0- 0	0- 0				
0- 6	0- 0	0- 0	AWAY	0- 1	0- 2	0- 3				
0- 0	0- 0	0- 0	NEUTRAL	0- 0	0- 0	0- 0				
0- 0	0- 0	0- 0	CONFERENCE	0- 0	0- 0	0- 0				
0- 0	0- 0	0- 0	HOME	0- 0	0- 0	0- 0				
0- 0	0- 0	0- 0	AWAY	0- 0	0- 0	0- 0				
0- 0	0- 0	0- 0	NEUTRAL	0- 0	0- 0	0- 0				

RPI 1-25			RPI 26-50			RPI 51-100			RPI 101+			Team's RPI: 265
RPI	S	Opponent	Score	RPI	S	Opponent	Score	RPI	S	Opponent	Score	
						84 A Washington St.	56 85			106 A Iowa St.	40 90	
										133 A Coastal Caro.	69 76	
										155 A Illinois	50 65	
										176 A Milwaukee	55 69	
										224 A Tennessee	51 92	
LAST 12 Division I GAMES:												
155	A	Illinois	50 65	176	A	Milwaukee	55 69					
84	A	Washington St.	56 85	133	A	Coastal Caro.	69 76					
106	A	Iowa St.	40 90									
224	A	Tennessee	51 92									

Non-Div I Games:

Ark.-Pine Bluff

Arkansas

Through Games Of 12/8/19

Average RPI Win:	178	WON-LOST	WINNING	LAST 10	STRENGTH OF	OPP. STRENGTH	TEAM	ADJ.	CONF.	ADJ CONF.
Average RPI Loss:	56	RECORD	PCT. RANK	GAMES	SCHEDULE	OF SCHEDULE	RPI	RPI	RPI	RPI
DIV. I ONLY	8- 1	19	1- 0	130	102	32	32	7	7	
DIV. I NON-CONF.	8- 1	19	1- 0	130	104	32	32	7	7	
TOTALS	RPI 1-25	RPI 26-50	W-L RECORDS	RPI 51-100	RPI 101-150	RPI 150+				
8- 1	0- 0	0- 0	OVERALL	1- 1	3- 0	4- 0				
6- 0	0- 0	0- 0	HOME	0- 0	2- 0	4- 0				
0- 1	0- 0	0- 0	AWAY	0- 1	0- 0	0- 0				
2- 0	0- 0	0- 0	NEUTRAL	1- 0	1- 0	0- 0				
8- 1	0- 0	0- 0	NON-CONFERENCE	1- 1	3- 0	4- 0				
6- 0	0- 0	0- 0	HOME	0- 0	2- 0	4- 0				
0- 1	0- 0	0- 0	AWAY	0- 1	0- 0	0- 0				
2- 0	0- 0	0- 0	NEUTRAL	1- 0	1- 0	0- 0				
0- 0	0- 0	0- 0	CONFERENCE	0- 0	0- 0	0- 0				
0- 0	0- 0	0- 0	HOME	0- 0	0- 0	0- 0				
0- 0	0- 0	0- 0	AWAY	0- 0	0- 0	0- 0				
0- 0	0- 0	0- 0	NEUTRAL	0- 0	0- 0	0- 0				

RPI 1-25			RPI 26-50			Team's RPI: 32			RPI 51-100			RPI 101+		
RPI	S	Opponent	Score	RPI	S	Opponent	Score		RPI	S	Opponent	Score		
									55	N	Wisconsin	68	64	
									56	A	California	80	84	
												127	H	Stony Brook
												130	N	Fordham
												131	H	New Orleans
												172	H	Belmont
												225	H	Oral Roberts
												259	H	Kansas St.
												325	H	McNeese
														101 58
LAST 12 Division I GAMES:														
172	H	Belmont	91	60	259	H	Kansas St.	81	72					
127	H	Stony Brook	88	58	55	N	Wisconsin	68	64					
225	H	Oral Roberts	96	64	130	N	Fordham	71	59					
325	H	McNeese	101	58	56	A	California	80	84					
131	H	New Orleans	82	52										

Non-Div I Games:

Arkansas

■ Loss,
 ■ Non-Conf, S Site,
 ■ Home
 ■ Away
 N Neutral

Average RPI Win: 311		WON-LOST	WINNING	LAST 10	STRENGTH OF	OPP. STRENGTH	TEAM	ADJ.	CONF.	ADJ CONF.
Average RPI Loss: 139		RECORD	PCT. RANK	GAMES	SCHEDULE	OF SCHEDULE	RPI	RPI	RPI	RPI
DIV. I ONLY		1- 5	300	0- 1	137	268	250	250	22	22
DIV. I NON-CONF.		1- 5	299	0- 1	136	269	250	250	22	22
TOTALS	RPI 1-25	RPI 26-50		W-L RECORDS		RPI 51-100	RPI 101-150	RPI 150+		
1- 5	0- 1	0- 0		OVERALL		0- 0	0- 2	1- 2		
0- 1	0- 0	0- 0		HOME		0- 0	0- 0	0- 1		
1- 3	0- 1	0- 0		AWAY		0- 0	0- 1	1- 1		
0- 1	0- 0	0- 0		NEUTRAL		0- 0	0- 1	0- 0		
1- 5	0- 1	0- 0		NON-CONFERENCE		0- 0	0- 2	1- 2		
0- 1	0- 0	0- 0		HOME		0- 0	0- 0	0- 1		
1- 3	0- 1	0- 0		AWAY		0- 0	0- 1	1- 1		
0- 1	0- 0	0- 0		NEUTRAL		0- 0	0- 1	0- 0		
0- 0	0- 0	0- 0		CONFERENCE		0- 0	0- 0	0- 0		
0- 0	0- 0	0- 0		HOME		0- 0	0- 0	0- 0		
0- 0	0- 0	0- 0		AWAY		0- 0	0- 0	0- 0		
0- 0	0- 0	0- 0		NEUTRAL		0- 0	0- 0	0- 0		

RPI 1-25				RPI 26-50				RPI 51-100				RPI 101+				Team's RPI: 250	
RPI	S	Opponent	Score	RPI	S	Opponent	Score	RPI	S	Opponent	Score	RPI	S	Opponent	Score		
7	A	DePaul	64 109									117	A	Murray St.	62 77		
												120	N	N.C. A&T	50 55		
												187	H	Southeast Mo. St.	67 79		
												266	A	Tulsa	77 79		
												311	A	San Diego St.	71 62		
LAST 12 Division I GAMES:																	
				120	N	N.C. A&T	50 55					311	A	San Diego St.	71 62		
												117	A	Murray St.	62 77		
												7	A	DePaul	64 109		
												187	H	Southeast Mo. St.	67 79		
												266	A	Tulsa	77 79		

Non-Div I Games:	Central Baptist	88	63
------------------	-----------------	----	----

Arkansas St.

■ Loss, ■ Non-Conf, S Site, H Home A Away N Neutral

Army West Point

Through Games Of 12/8/19

Average RPI Win:	323	WON-LOST	WINNING	LAST 10	STRENGTH OF	OPP. STRENGTH	TEAM	ADJ.	CONF.	ADJ CONF.
Average RPI Loss:	135	RECORD	PCT. RANK	GAMES	SCHEDULE	OF SCHEDULE	RPI	RPI	RPI	RPI
DIV. I ONLY	3- 5	222	1- 0	238	282	261	261	15	15	
DIV. I NON-CONF.	3- 5	224	1- 0	238	283	263	263	15	15	
TOTALS	RPI 1-25	RPI 26-50	W-L RECORDS	RPI 51-100	RPI 101-150	RPI 150+				
3- 5	0- 0	0- 1	OVERALL	0- 1	0- 0	3- 3				
1- 3	0- 0	0- 1	HOME	0- 0	0- 0	1- 2				
2- 2	0- 0	0- 0	AWAY	0- 1	0- 0	2- 1				
0- 0	0- 0	0- 0	NEUTRAL	0- 0	0- 0	0- 0				
3- 5	0- 0	0- 1	NON-CONFERENCE	0- 1	0- 0	3- 3				
1- 3	0- 0	0- 1	HOME	0- 0	0- 0	1- 2				
2- 2	0- 0	0- 0	AWAY	0- 1	0- 0	2- 1				
0- 0	0- 0	0- 0	NEUTRAL	0- 0	0- 0	0- 0				
0- 0	0- 0	0- 0	CONFERENCE	0- 0	0- 0	0- 0				
0- 0	0- 0	0- 0	HOME	0- 0	0- 0	0- 0				
0- 0	0- 0	0- 0	AWAY	0- 0	0- 0	0- 0				
0- 0	0- 0	0- 0	NEUTRAL	0- 0	0- 0	0- 0				

RPI 1-25			RPI 26-50			RPI 51-100			RPI 101+			Team's RPI: 261
RPI	S	Opponent	Score	RPI	S	Opponent	Score	RPI	S	Opponent	Score	
				30	H	TCU	52 66	76	A	Arizona St.	51 83	
										164	H	William & Mary 65 77
										169	H	Columbia 62 71
										238	A	St. Francis Brooklyn 64 70
										288	A	Air Force 68 66
										335	H	LIU Brooklyn 67 60
										346	A	Fairleigh Dickinson 70 68
LAST 12 Division I GAMES:												
				346	A	Fairleigh Dickinson	70 68			335	H	LIU Brooklyn 67 60
				30	H	TCU	52 66			164	H	William & Mary 65 77
				169	H	Columbia	62 71					
				238	A	St. Francis Brooklyn	64 70					
				288	A	Air Force	68 66					
				76	A	Arizona St.	51 83					

Non-Div I Games:

Army West Point

Loss, Non-Conf, S Site, H Home A Away N Neutral

Average RPI Win:	234	WON-LOST	WINNING	LAST 10	STRENGTH OF	OPP. STRENGTH	TEAM	ADJ.	CONF.	ADJ CONF.
Average RPI Loss:	78	RECORD	PCT. RANK	GAMES	SCHEDULE	OF SCHEDULE	RPI	RPI	RPI	RPI
DIV. I ONLY	4- 5	189	1- 1	44	190	110	110	7	7	
DIV. I NON-CONF.	4- 5	188	1- 1	43	187	109	109	7	7	
TOTALS	RPI 1-25	RPI 26-50	W-L RECORDS	RPI 51-100	RPI 101-150	RPI 150+				
4- 5	0- 1	0- 1	OVERALL	0- 2	0- 0	4- 1				
2- 1	0- 0	0- 0	HOME	0- 1	0- 0	2- 0				
1- 2	0- 0	0- 1	AWAY	0- 0	0- 0	1- 1				
1- 2	0- 1	0- 0	NEUTRAL	0- 1	0- 0	1- 0				
4- 5	0- 1	0- 1	NON-CONFERENCE	0- 2	0- 0	4- 1				
2- 1	0- 0	0- 0	HOME	0- 1	0- 0	2- 0				
1- 2	0- 0	0- 1	AWAY	0- 0	0- 0	1- 1				
1- 2	0- 1	0- 0	NEUTRAL	0- 1	0- 0	1- 0				
0- 0	0- 0	0- 0	CONFERENCE	0- 0	0- 0	0- 0				
0- 0	0- 0	0- 0	HOME	0- 0	0- 0	0- 0				
0- 0	0- 0	0- 0	AWAY	0- 0	0- 0	0- 0				
0- 0	0- 0	0- 0	NEUTRAL	0- 0	0- 0	0- 0				

RPI 1-25				RPI 26-50				RPI 51-100				RPI 101+ Team's RPI: 110			
RPI	S	Opponent	Score	RPI	S	Opponent	Score	RPI	S	Opponent	Score	RPI	S	Opponent	Score
17	N	Drake	82 83	30	A	TCU	65 80	53	H	Old Dominion	77 89	151	N	Dayton	76 74
								68	N	Middle Tenn.	50 73	189	H	Saint Joseph's	66 62
												223	A	UAB	75 80
												274	A	South Alabama	82 62
												320	H	Wofford	84 82
LAST 12 Division I GAMES:															
189	H	Saint Joseph's	66 62	151	N	Dayton	76 74	17	N	Drake	82 83				
223	A	UAB	75 80	30	A	TCU	65 80	274	A	South Alabama	82 62				
53	H	Old Dominion	77 89	68	N	Middle Tenn.	50 73								
320	H	Wofford	84 82												

Non-Div I Games:

Auburn

Average RPI Win:	318	WON-LOST	WINNING	LAST 10	STRENGTH OF	OPP. STRENGTH	TEAM	ADJ.	CONF.	ADJ CONF.
Average RPI Loss:	93	RECORD	PCT. RANK	GAMES	SCHEDULE	OF SCHEDULE	RPI	RPI	RPI	RPI
DIV. I ONLY	3- 2	121	0- 1	252	266	139	139	23	23	
DIV. I NON-CONF.	3- 2	122	0- 1	252	266	138	138	23	23	
TOTALS	RPI 1-25	RPI 26-50	W-L RECORDS	RPI 51-100	RPI 101-150	RPI 150+				
3- 2	0- 0	0- 1	OVERALL	0- 0	0- 0	3- 1				
1- 0	0- 0	0- 0	HOME	0- 0	0- 0	1- 0				
2- 2	0- 0	0- 1	AWAY	0- 0	0- 0	2- 1				
0- 0	0- 0	0- 0	NEUTRAL	0- 0	0- 0	0- 0				
3- 2	0- 0	0- 1	NON-CONFERENCE	0- 0	0- 0	3- 1				
1- 0	0- 0	0- 0	HOME	0- 0	0- 0	1- 0				
2- 2	0- 0	0- 1	AWAY	0- 0	0- 0	2- 1				
0- 0	0- 0	0- 0	NEUTRAL	0- 0	0- 0	0- 0				
0- 0	0- 0	0- 0	CONFERENCE	0- 0	0- 0	0- 0				
0- 0	0- 0	0- 0	HOME	0- 0	0- 0	0- 0				
0- 0	0- 0	0- 0	AWAY	0- 0	0- 0	0- 0				
0- 0	0- 0	0- 0	NEUTRAL	0- 0	0- 0	0- 0				

RPI 1-25			RPI 26-50			RPI 51-100			RPI 101+			Team's RPI: 139
RPI	S	Opponent	Score	RPI	S	Opponent	Score	RPI	S	Opponent	Score	
				31	A	Kentucky	52 81					
								155	A	Illinois	62 76	
								297	A	Chattanooga	50 49	
								322	H	Evansville	80 64	
								334	A	Mississippi Val.	100 82	
LAST 12 Division I GAMES:												
				31	A	Kentucky	52 81	322	H	Evansville	80 64	
				297	A	Chattanooga	50 49	334	A	Mississippi Val.	100 82	
								155	A	Illinois	62 76	

Non-Div I Games: Christian Bros. 82 62 Ky. Wesleyan 103 70

Austin Peay

Average RPI Win:	214	WON-LOST	WINNING	LAST 10	STRENGTH OF	OPP. STRENGTH	TEAM	ADJ.	CONF.	ADJ CONF.
Average RPI Loss:	118	RECORD	PCT. RANK	GAMES	SCHEDULE	OF SCHEDULE	RPI	RPI	RPI	RPI
DIV. I ONLY	2- 3	214	0- 1	81	222	143	143	12	12	
DIV. I NON-CONF.	2- 3	215	0- 1	79	221	142	142	12	12	
TOTALS	RPI 1-25	RPI 26-50	W-L RECORDS	RPI 51-100	RPI 101-150	RPI 150+				
2- 3	0- 0	0- 0	OVERALL	0- 2	0- 0	2- 1				
1- 1	0- 0	0- 0	HOME	0- 0	0- 0	1- 1				
1- 2	0- 0	0- 0	AWAY	0- 2	0- 0	1- 0				
0- 0	0- 0	0- 0	NEUTRAL	0- 0	0- 0	0- 0				
2- 3	0- 0	0- 0	NON-CONFERENCE	0- 2	0- 0	2- 1				
1- 1	0- 0	0- 0	HOME	0- 0	0- 0	1- 1				
1- 2	0- 0	0- 0	AWAY	0- 2	0- 0	1- 0				
0- 0	0- 0	0- 0	NEUTRAL	0- 0	0- 0	0- 0				
0- 0	0- 0	0- 0	CONFERENCE	0- 0	0- 0	0- 0				
0- 0	0- 0	0- 0	HOME	0- 0	0- 0	0- 0				
0- 0	0- 0	0- 0	AWAY	0- 0	0- 0	0- 0				
0- 0	0- 0	0- 0	NEUTRAL	0- 0	0- 0	0- 0				

RPI 1-25			RPI 26-50			RPI 51-100			RPI 101+			Team's RPI: 143
RPI	S	Opponent	Score	RPI	S	Opponent	Score	RPI	S	Opponent	Score	
						76	A Arizona St.	52	60	160	A Fresno St.	71 65
						84	A Washington St.	50	67	194	H Utah	73 77
										267	H Utah St.	67 50
LAST 12 Division I GAMES:												
						160	A Fresno St.	71	65	76	A Arizona St.	52 60
						84	A Washington St.	50	67	194	H Utah	73 77
										267	H Utah St.	67 50

Non-Div I Games: Tex. A&M-Kingsville90 38

BYU

Average RPI Win:	187	WON-LOST	WINNING	LAST 10	STRENGTH OF	OPP. STRENGTH	TEAM	ADJ.	CONF.	ADJ CONF.
Average RPI Loss:	81	RECORD	PCT. RANK	GAMES	SCHEDULE	OF SCHEDULE	RPI	RPI	RPI	RPI
DIV. I ONLY	4- 4	160	0- 1	119	94	128	128	11	11	
DIV. I NON-CONF.	4- 4	160	0- 1	119	94	127	127	11	11	
TOTALS	RPI 1-25	RPI 26-50	W-L RECORDS	RPI 51-100	RPI 101-150	RPI 150+				
4- 4	0- 0	0- 1	OVERALL	2- 2	0- 1	2- 0				
2- 1	0- 0	0- 1	HOME	1- 0	0- 0	1- 0				
1- 2	0- 0	0- 0	AWAY	0- 1	0- 1	1- 0				
1- 1	0- 0	0- 0	NEUTRAL	1- 1	0- 0	0- 0				
4- 4	0- 0	0- 1	NON-CONFERENCE	2- 2	0- 1	2- 0				
2- 1	0- 0	0- 1	HOME	1- 0	0- 0	1- 0				
1- 2	0- 0	0- 0	AWAY	0- 1	0- 1	1- 0				
1- 1	0- 0	0- 0	NEUTRAL	1- 1	0- 0	0- 0				
0- 0	0- 0	0- 0	CONFERENCE	0- 0	0- 0	0- 0				
0- 0	0- 0	0- 0	HOME	0- 0	0- 0	0- 0				
0- 0	0- 0	0- 0	AWAY	0- 0	0- 0	0- 0				
0- 0	0- 0	0- 0	NEUTRAL	0- 0	0- 0	0- 0				

RPI 1-25				RPI 26-50				RPI 51-100				RPI 101+				Team's RPI: 128	
RPI	S	Opponent	Score	RPI	S	Opponent	Score	RPI	S	Opponent	Score	RPI	S	Opponent	Score		
				43	H	Western Ky.	86 91	55	N	Wisconsin	56 67	149	A	Cincinnati	56 63		
								63	H	Butler	74 70	264	H	Xavier	70 49		
								75	A	IUPUI	48 65	332	A	Purdue Fort Wayne	83 52		
								89	N	Lehigh	54 52						
LAST 12 Division I GAMES:																	
				43	H	Western Ky.	86 91	264	H	Xavier	70 49						
				55	N	Wisconsin	56 67	149	A	Cincinnati	56 63						
				89	N	Lehigh	54 52	332	A	Purdue Fort Wayne	83 52						
				63	H	Butler	74 70	75	A	IUPUI	48 65						

Non-Div I Games:

Ball St.

■ Loss,
 ■ Non-Conf, S Site,
 ■ Home
 ■ Away
 N Neutral

Average RPI Win:	158	WON-LOST	WINNING	LAST 10	STRENGTH OF	OPP. STRENGTH	TEAM	ADJ.	CONF.	ADJ CONF.
Average RPI Loss:	18	RECORD	PCT. RANK	GAMES	SCHEDULE	OF SCHEDULE	RPI	RPI	RPI	RPI
DIV. I ONLY	8- 1	19	1- 0	106	41	29	29	5	5	
DIV. I NON-CONF.	8- 1	19	1- 0	106	41	29	29	5	5	
TOTALS	RPI 1-25	RPI 26-50	W-L RECORDS	RPI 51-100	RPI 101-150	RPI 150+				
8- 1	1- 1	0- 0	OVERALL	2- 0	2- 0	3- 0				
6- 0	0- 0	0- 0	HOME	1- 0	2- 0	3- 0				
0- 0	0- 0	0- 0	AWAY	0- 0	0- 0	0- 0				
2- 1	1- 1	0- 0	NEUTRAL	1- 0	0- 0	0- 0				
8- 1	1- 1	0- 0	NON-CONFERENCE	2- 0	2- 0	3- 0				
6- 0	0- 0	0- 0	HOME	1- 0	2- 0	3- 0				
0- 0	0- 0	0- 0	AWAY	0- 0	0- 0	0- 0				
2- 1	1- 1	0- 0	NEUTRAL	1- 0	0- 0	0- 0				
0- 0	0- 0	0- 0	CONFERENCE	0- 0	0- 0	0- 0				
0- 0	0- 0	0- 0	HOME	0- 0	0- 0	0- 0				
0- 0	0- 0	0- 0	AWAY	0- 0	0- 0	0- 0				
0- 0	0- 0	0- 0	NEUTRAL	0- 0	0- 0	0- 0				

RPI 1-25				RPI 26-50				Team's RPI: 29		RPI 51-100				RPI 101+			
RPI	S	Opponent	Score	RPI	S	Opponent	Score	RPI	S	Opponent	Score	RPI	S	Opponent	Score		
18	N	South Carolina	59 74					52	H	Georgia	72 38	144	H	South Fla.	58 46		
19	N	Indiana	77 62					84	N	Washington St.	89 66	150	H	Lamar University	90 28		
												234	H	Houston Baptist	112 42		
												248	H	Grambling	120 46		
												336	H	New Hampshire	97 29		
LAST 12 Division I GAMES:																	
				19	N	Indiana	77 62	52	H	Georgia	72 38						
				84	N	Washington St.	89 66	18	N	South Carolina	59 74						
				150	H	Lamar University	90 28	336	H	New Hampshire	97 29						
				144	H	South Fla.	58 46										
				234	H	Houston Baptist	112 42										
				248	H	Grambling	120 46										

Non-Div I Games:

Baylor

Average RPI Win:	219	WON-LOST	WINNING	LAST 10	STRENGTH OF	OPP. STRENGTH	TEAM	ADJ.	CONF.	ADJ CONF.
Average RPI Loss:	89	RECORD	PCT. RANK	GAMES	SCHEDULE	OF SCHEDULE	RPI	RPI	RPI	RPI
DIV. I ONLY	3- 5	222	0- 1	78	166	172	172	23	23	
DIV. I NON-CONF.	3- 5	224	0- 1	76	165	170	170	23	23	
TOTALS	RPI 1-25	RPI 26-50	W-L RECORDS	RPI 51-100	RPI 101-150	RPI 150+				
3- 5	0- 0	0- 4	OVERALL	0- 0	1- 0	2- 1				
3- 0	0- 0	0- 0	HOME	0- 0	1- 0	2- 0				
0- 3	0- 0	0- 2	AWAY	0- 0	0- 0	0- 1				
0- 2	0- 0	0- 2	NEUTRAL	0- 0	0- 0	0- 0				
3- 5	0- 0	0- 4	NON-CONFERENCE	0- 0	1- 0	2- 1				
3- 0	0- 0	0- 0	HOME	0- 0	1- 0	2- 0				
0- 3	0- 0	0- 2	AWAY	0- 0	0- 0	0- 1				
0- 2	0- 0	0- 2	NEUTRAL	0- 0	0- 0	0- 0				
0- 0	0- 0	0- 0	CONFERENCE	0- 0	0- 0	0- 0				
0- 0	0- 0	0- 0	HOME	0- 0	0- 0	0- 0				
0- 0	0- 0	0- 0	AWAY	0- 0	0- 0	0- 0				
0- 0	0- 0	0- 0	NEUTRAL	0- 0	0- 0	0- 0				

RPI S	Opponent	Score	RPI S	Opponent	Score	RPI S	Opponent	Score	RPI S	Opponent	Score	Team's RPI: 172
			32 A	Arkansas	60 91				111 H	UCF	72 37	
			42 N	Maryland	26 90				249 H	Northern Ky.	62 45	
			43 A	Western Ky.	46 77				283 A	Toledo	48 53	
			46 N	Virginia Tech	58 60				297 H	Chattanooga	63 50	
LAST 12 Division I GAMES:												
			43 A	Western Ky.	46 77				283 A	Toledo	48 53	
			111 H	UCF	72 37				42 N	Maryland	26 90	
			297 H	Chattanooga	63 50				46 N	Virginia Tech	58 60	
									32 A	Arkansas	60 91	
									249 H	Northern Ky.	62 45	

Non-Div I Games:

Belmont

Bethune-Cookman

Through Games Of 12/8/19

Average RPI Win:	275	WON-LOST	WINNING	LAST 10	STRENGTH OF	OPP. STRENGTH	TEAM	ADJ.	CONF.	ADJ CONF.
Average RPI Loss:	36	RECORD	PCT. RANK	GAMES	SCHEDULE	OF SCHEDULE	RPI	RPI	RPI	RPI
DIV. I ONLY	4- 1	46	0- 0	339	84	203	203	31	31	
DIV. I NON-CONF.	4- 1	47	0- 0	339	83	202	202	31	31	
TOTALS	RPI 1-25	RPI 26-50	W-L RECORDS	RPI 51-100	RPI 101-150	RPI 150+				
4- 1	0- 0	0- 1	OVERALL	0- 0	0- 0	4- 0				
1- 1	0- 0	0- 1	HOME	0- 0	0- 0	1- 0				
3- 0	0- 0	0- 0	AWAY	0- 0	0- 0	3- 0				
0- 0	0- 0	0- 0	NEUTRAL	0- 0	0- 0	0- 0				
4- 1	0- 0	0- 1	NON-CONFERENCE	0- 0	0- 0	4- 0				
1- 1	0- 0	0- 1	HOME	0- 0	0- 0	1- 0				
3- 0	0- 0	0- 0	AWAY	0- 0	0- 0	3- 0				
0- 0	0- 0	0- 0	NEUTRAL	0- 0	0- 0	0- 0				
0- 0	0- 0	0- 0	CONFERENCE	0- 0	0- 0	0- 0				
0- 0	0- 0	0- 0	HOME	0- 0	0- 0	0- 0				
0- 0	0- 0	0- 0	AWAY	0- 0	0- 0	0- 0				
0- 0	0- 0	0- 0	NEUTRAL	0- 0	0- 0	0- 0				

RPI 1-25				RPI 26-50				RPI 51-100				RPI 101+ Team's RPI: 203			
RPI	S	Opponent	Score	RPI	S	Opponent	Score	RPI	S	Opponent	Score	RPI	S	Opponent	Score
				36	H	Troy	62 68					215	A	Jacksonville	53 52
												275	H	Ga. Southern	75 57
												302	A	FIU	65 60
												306	A	Charleston So.	81 41
LAST 12 Division I GAMES:															
				215	A	Jacksonville	53 52					275	H	Ga. Southern	75 57
				36	H	Troy	62 68					302	A	FIU	65 60
				306	A	Charleston So.	81 41								

Non-Div I Games: Edward Waters 79 46 Palm Beach Atl. 68 45

Bethune-Cookman

■ Loss,
 ■ Non-Conf,
 ■ S Site,
 ■ H Home
 ■ A Away
 N Neutral

Average RPI Win: 220		WON-LOST	WINNING	LAST 10	STRENGTH OF	OPP. STRENGTH	TEAM	ADJ.	CONF.	ADJ CONF.
Average RPI Loss: 0		RECORD	PCT. RANK	GAMES	SCHEDULE	OF SCHEDULE	RPI	RPI	RPI	RPI
DIV. I ONLY		8- 0	1	1- 0	338	25	108	108	27	27
DIV. I NON-CONF.		8- 0	1	1- 0	338	25	108	108	27	27
TOTALS	RPI 1-25	RPI 26-50		W-L RECORDS		RPI 51-100	RPI 101-150	RPI 150+		
8- 0	0- 0	0- 0		OVERALL		0- 0	1- 0	7- 0		
4- 0	0- 0	0- 0		HOME		0- 0	0- 0	4- 0		
4- 0	0- 0	0- 0		AWAY		0- 0	1- 0	3- 0		
0- 0	0- 0	0- 0		NEUTRAL		0- 0	0- 0	0- 0		
8- 0	0- 0	0- 0		NON-CONFERENCE		0- 0	1- 0	7- 0		
4- 0	0- 0	0- 0		HOME		0- 0	0- 0	4- 0		
4- 0	0- 0	0- 0		AWAY		0- 0	1- 0	3- 0		
0- 0	0- 0	0- 0		NEUTRAL		0- 0	0- 0	0- 0		
0- 0	0- 0	0- 0		CONFERENCE		0- 0	0- 0	0- 0		
0- 0	0- 0	0- 0		HOME		0- 0	0- 0	0- 0		
0- 0	0- 0	0- 0		AWAY		0- 0	0- 0	0- 0		
0- 0	0- 0	0- 0		NEUTRAL		0- 0	0- 0	0- 0		

RPI 1-25				RPI 26-50				RPI 51-100				RPI 101+				Team's RPI: 108	
RPI	S	Opponent	Score	RPI	S	Opponent	Score	RPI	S	Opponent	Score	RPI	S	Opponent	Score		
												107	A	Cornell	59	56	
												173	H	Eastern Mich.	78	67	
												174	A	Delaware St.	75	66	
												195	A	Siena	89	62	
												228	H	Niagara	74	55	
												245	H	Lafayette	74	64	
												294	H	St. Bonaventure	78	67	
												346	A	Fairleigh Dickinson	60	48	

Non-Div I Games:	Bloomsburg	70	45
------------------	------------	----	----

Binghamton

■ Loss, ■ Non-Conf, S Site, H Home A Away N Neutral

Average RPI Win:	227	WON-LOST	WINNING	LAST 10	STRENGTH OF	OPP. STRENGTH	TEAM	ADJ.	CONF.	ADJ CONF.
Average RPI Loss:	31	RECORD	PCT. RANK	GAMES	SCHEDULE	OF SCHEDULE	RPI	RPI	RPI	RPI
DIV. I ONLY	5- 4	144	1- 0	26	144	65	65	20	20	
DIV. I NON-CONF.	3- 4	198	1- 0	20	102	87	87	21	21	
TOTALS	RPI 1-25	RPI 26-50	W-L RECORDS	RPI 51-100	RPI 101-150	RPI 150+				
5- 4	0- 2	0- 1	OVERALL	0- 1	1- 0	4- 0				
3- 2	0- 1	0- 0	HOME	0- 1	1- 0	2- 0				
2- 2	0- 1	0- 1	AWAY	0- 0	0- 0	2- 0				
0- 0	0- 0	0- 0	NEUTRAL	0- 0	0- 0	0- 0				
3- 4	0- 2	0- 1	NON-CONFERENCE	0- 1	0- 0	3- 0				
2- 2	0- 1	0- 0	HOME	0- 1	0- 0	2- 0				
1- 2	0- 1	0- 1	AWAY	0- 0	0- 0	1- 0				
0- 0	0- 0	0- 0	NEUTRAL	0- 0	0- 0	0- 0				
2- 0	0- 0	0- 0	CONFERENCE	0- 0	1- 0	1- 0				
1- 0	0- 0	0- 0	HOME	0- 0	1- 0	0- 0				
1- 0	0- 0	0- 0	AWAY	0- 0	0- 0	1- 0				
0- 0	0- 0	0- 0	NEUTRAL	0- 0	0- 0	0- 0				

RPI 1-25				RPI 26-50				RPI 51-100				Team's RPI: 65	RPI 101+			
RPI	S	Opponent	Score	RPI	S	Opponent	Score	RPI	S	Opponent	Score		RPI	S	Opponent	Score
2	H	Missouri St.	69 72	30	A	TCU	65 77	84	H	Washington St.	68 80		109	H	New Mexico	83 82
6	A	Louisville	82 98										171	H	Portland St.	82 57
													223	A	UAB	83 81
													293	A	Colorado St.	72 69
													340	H	Utah Valley	77 69
LAST 12 Division I GAMES:																
223	A	UAB	83 81	293	A	Colorado St.	72 69	109	H	New Mexico	83 82		30	A	TCU	65 77
2	H	Missouri St.	69 72	340	H	Utah Valley	77 69	6	A	Louisville	82 98		84	H	Washington St.	68 80
171	H	Portland St.	82 57													

Non-Div I Games: Lewis-Clark St. 88 34

Boise St.

Average RPI Win:	205	WON-LOST	WINNING	LAST 10	STRENGTH OF	OPP. STRENGTH	TEAM	ADJ.	CONF.	ADJ CONF.
Average RPI Loss:	50	RECORD	PCT. RANK	GAMES	SCHEDULE	OF SCHEDULE	RPI	RPI	RPI	RPI
DIV. I ONLY	5- 5	160	0- 1	70	66	90	90	3	3	
DIV. I NON-CONF.	5- 4	143	0- 0	86	103	88	88	3	3	
TOTALS	RPI 1-25	RPI 26-50	W-L RECORDS	RPI 51-100	RPI 101-150	RPI 150+				
5- 5	0- 2	0- 1	OVERALL	0- 1	1- 1	4- 0				
4- 0	0- 0	0- 0	HOME	0- 0	1- 0	3- 0				
0- 4	0- 2	0- 0	AWAY	0- 1	0- 1	0- 0				
1- 1	0- 0	0- 1	NEUTRAL	0- 0	0- 0	1- 0				
5- 4	0- 1	0- 1	NON-CONFERENCE	0- 1	1- 1	4- 0				
4- 0	0- 0	0- 0	HOME	0- 0	1- 0	3- 0				
0- 3	0- 1	0- 0	AWAY	0- 1	0- 1	0- 0				
1- 1	0- 0	0- 1	NEUTRAL	0- 0	0- 0	1- 0				
0- 1	0- 1	0- 0	CONFERENCE	0- 0	0- 0	0- 0				
0- 0	0- 0	0- 0	HOME	0- 0	0- 0	0- 0				
0- 1	0- 1	0- 0	AWAY	0- 0	0- 0	0- 0				
0- 0	0- 0	0- 0	NEUTRAL	0- 0	0- 0	0- 0				

RPI 1-25				RPI 26-50				RPI 51-100				Team's RPI: 90	RPI 101+			
RPI	S	Opponent	Score	RPI	S	Opponent	Score	RPI	S	Opponent	Score		RPI	S	Opponent	Score
10	A	Northwestern	63 66	40	N	Charlotte	68 84	66	A	Providence	60 76		114	A	Holy Cross	71 80
20	A	Duke	73 85										136	H	Rhode Island	66 55
													182	N	Tulane	89 76
													226	H	UMass Lowell	89 46
													238	H	St. Francis Brooklyn	106 69
													243	H	VCU	87 52
LAST 12 Division I GAMES:																
20	A	Duke	73 85	136	H	Rhode Island	66 55									
10	A	Northwestern	63 66	66	A	Providence	60 76									
182	N	Tulane	89 76	114	A	Holy Cross	71 80									
40	N	Charlotte	68 84	238	H	St. Francis Brooklyn	106 69									
243	H	VCU	87 52	226	H	UMass Lowell	89 46									

Non-Div I Games:

Boston College

■ Loss,
 ■ Non-Conf,
 S Site,
 ■ Home
 ■ Away
 N Neutral

Average RPI Win:	281	WON-LOST	WINNING	LAST 10	STRENGTH OF	OPP. STRENGTH	TEAM	ADJ.	CONF.	ADJ CONF.
Average RPI Loss:	135	RECORD	PCT. RANK	GAMES	SCHEDULE	OF SCHEDULE	RPI	RPI	RPI	RPI
DIV. I ONLY	3- 4	199	0- 1	200	281	202	202	15	15	
DIV. I NON-CONF.	3- 4	198	0- 1	199	282	201	201	15	15	
TOTALS	RPI 1-25	RPI 26-50	W-L RECORDS	RPI 51-100	RPI 101-150	RPI 150+				
3- 4	0- 0	0- 0	OVERALL	0- 2	0- 1	3- 1				
0- 2	0- 0	0- 0	HOME	0- 1	0- 1	0- 0				
3- 2	0- 0	0- 0	AWAY	0- 1	0- 0	3- 1				
0- 0	0- 0	0- 0	NEUTRAL	0- 0	0- 0	0- 0				
3- 4	0- 0	0- 0	NON-CONFERENCE	0- 2	0- 1	3- 1				
0- 2	0- 0	0- 0	HOME	0- 1	0- 1	0- 0				
3- 2	0- 0	0- 0	AWAY	0- 1	0- 0	3- 1				
0- 0	0- 0	0- 0	NEUTRAL	0- 0	0- 0	0- 0				
0- 0	0- 0	0- 0	CONFERENCE	0- 0	0- 0	0- 0				
0- 0	0- 0	0- 0	HOME	0- 0	0- 0	0- 0				
0- 0	0- 0	0- 0	AWAY	0- 0	0- 0	0- 0				
0- 0	0- 0	0- 0	NEUTRAL	0- 0	0- 0	0- 0				

RPI 1-25				RPI 26-50				RPI 51-100				RPI 101+				Team's RPI: 202	
RPI	S	Opponent	Score	RPI	S	Opponent	Score	RPI	S	Opponent	Score	RPI	S	Opponent	Score		
								56	A	California	62	73	122	H	Harvard	39	66
								92	H	Marist	75	89	220	A	Maine	62	49
													269	A	UC Davis	68	75
													287	A	Albany (NY)	60	58
													336	A	New Hampshire	78	64
LAST 12 Division I GAMES:																	
269	A	UC Davis	68	75	56	A	California	62	73								
122	H	Harvard	39	66													
287	A	Albany (NY)	60	58													
220	A	Maine	62	49													
336	A	New Hampshire	78	64													
92	H	Marist	75	89													

Non-Div I Games:

Boston U.

Bowling Green

Through Games Of 12/8/19

Average RPI Win:	245	WON-LOST	WINNING	LAST 10	STRENGTH OF	OPP. STRENGTH	TEAM	ADJ.	CONF.	ADJ CONF.
Average RPI Loss:	85	RECORD	PCT. RANK	GAMES	SCHEDULE	OF SCHEDULE	RPI	RPI	RPI	RPI
DIV. I ONLY	4- 3	129	0- 1	93	284	112	112	11	11	
DIV. I NON-CONF.	4- 3	130	0- 1	93	285	111	111	11	11	
TOTALS	RPI 1-25	RPI 26-50	W-L RECORDS	RPI 51-100	RPI 101-150	RPI 150+				
4- 3	0- 0	0- 0	OVERALL	0- 3	1- 0	3- 0				
2- 0	0- 0	0- 0	HOME	0- 0	1- 0	1- 0				
1- 1	0- 0	0- 0	AWAY	0- 1	0- 0	1- 0				
1- 2	0- 0	0- 0	NEUTRAL	0- 2	0- 0	1- 0				
4- 3	0- 0	0- 0	NON-CONFERENCE	0- 3	1- 0	3- 0				
2- 0	0- 0	0- 0	HOME	0- 0	1- 0	1- 0				
1- 1	0- 0	0- 0	AWAY	0- 1	0- 0	1- 0				
1- 2	0- 0	0- 0	NEUTRAL	0- 2	0- 0	1- 0				
0- 0	0- 0	0- 0	CONFERENCE	0- 0	0- 0	0- 0				
0- 0	0- 0	0- 0	HOME	0- 0	0- 0	0- 0				
0- 0	0- 0	0- 0	AWAY	0- 0	0- 0	0- 0				
0- 0	0- 0	0- 0	NEUTRAL	0- 0	0- 0	0- 0				

RPI 1-25			RPI 26-50			RPI 51-100			RPI 101+			Team's RPI: 112
RPI	S	Opponent	Score	RPI	S	Opponent	Score	RPI	S	Opponent	Score	
						64 N Green Bay	54 73	147 H Cleveland St.			89 62	
						95 N San Francisco	56 64	212 N California Baptist			98 60	
						97 A Valparaiso	90 95	305 H Morehead St.			79 65	
								316 A Marshall			82 69	
LAST 12 Division I GAMES:												
				147 H Cleveland St.			89 62	95 N San Francisco			56 64	
						212 N California Baptist					98 60	
						316 A Marshall					82 69	
						64 N Green Bay					54 73	
						97 A Valparaiso					90 95	
						305 H Morehead St.					79 65	

Non-Div I Games: Notre Dame (OH) 88 54

Bowling Green

■ Loss,
 ■ Non-Conf,
 S Site,
 ■ Home
 ■ Away
 N Neutral

Average RPI Win:	178	WON-LOST	WINNING	LAST 10	STRENGTH OF	OPP. STRENGTH	TEAM	ADJ.	CONF.	ADJ CONF.
Average RPI Loss:	39	RECORD	PCT. RANK	GAMES	SCHEDULE	OF SCHEDULE	RPI	RPI	RPI	RPI
DIV. I ONLY	6- 1	42	1- 0	175	121	41	41	4	4	
DIV. I NON-CONF.	6- 1	42	1- 0	173	122	41	41	4	4	
TOTALS	RPI 1-25	RPI 26-50	W-L RECORDS	RPI 51-100	RPI 101-150	RPI 150+				
6- 1	0- 0	1- 1	OVERALL	0- 0	0- 0	5- 0				
2- 0	0- 0	0- 0	HOME	0- 0	0- 0	2- 0				
2- 1	0- 0	0- 1	AWAY	0- 0	0- 0	2- 0				
2- 0	0- 0	1- 0	NEUTRAL	0- 0	0- 0	1- 0				
6- 1	0- 0	1- 1	NON-CONFERENCE	0- 0	0- 0	5- 0				
2- 0	0- 0	0- 0	HOME	0- 0	0- 0	2- 0				
2- 1	0- 0	0- 1	AWAY	0- 0	0- 0	2- 0				
2- 0	0- 0	1- 0	NEUTRAL	0- 0	0- 0	1- 0				
0- 0	0- 0	0- 0	CONFERENCE	0- 0	0- 0	0- 0				
0- 0	0- 0	0- 0	HOME	0- 0	0- 0	0- 0				
0- 0	0- 0	0- 0	AWAY	0- 0	0- 0	0- 0				
0- 0	0- 0	0- 0	NEUTRAL	0- 0	0- 0	0- 0				

RPI S	Opponent	Score	RPI S	Opponent	Score	RPI S	Opponent	Score	RPI S	Opponent	Score
39	A Michigan	57	77	48	N Richmond	61	57	153	H Miami (OH)	79	68
								167	N George Mason	61	59
								205	A Western Ill.	84	49
								208	A Oakland	74	58
								285	H North Dakota St.	70	64
LAST 12 Division I GAMES:											
285	H North Dakota St.	70	64	39	A Michigan	57	77				
48	N Richmond	61	57	208	A Oakland	74	58				
167	N George Mason	61	59								
153	H Miami (OH)	79	68								
205	A Western Ill.	84	49								

Non-Div I Games: Eureka 101 39

Bradley

Average RPI Win: 303		WON-LOST	WINNING	LAST 10	STRENGTH OF	OPP. STRENGTH	TEAM	ADJ.	CONF.	ADJ CONF.
Average RPI Loss: 203		RECORD	PCT. RANK	GAMES	SCHEDULE	OF SCHEDULE	RPI	RPI	RPI	RPI
DIV. I ONLY		4- 6	214	1- 0	344	249	327	327	8	8
DIV. I NON-CONF.		4- 6	215	1- 0	344	249	327	327	8	8
TOTALS	RPI 1-25	RPI 26-50		W-L RECORDS		RPI 51-100	RPI 101-150	RPI 150+		
4- 6	0- 0	0- 0		OVERALL		0- 0	0- 2	4- 4		
1- 3	0- 0	0- 0		HOME		0- 0	0- 1	1- 2		
3- 2	0- 0	0- 0		AWAY		0- 0	0- 0	3- 2		
0- 1	0- 0	0- 0		NEUTRAL		0- 0	0- 1	0- 0		
4- 6	0- 0	0- 0		NON-CONFERENCE		0- 0	0- 2	4- 4		
1- 3	0- 0	0- 0		HOME		0- 0	0- 1	1- 2		
3- 2	0- 0	0- 0		AWAY		0- 0	0- 0	3- 2		
0- 1	0- 0	0- 0		NEUTRAL		0- 0	0- 1	0- 0		
0- 0	0- 0	0- 0		CONFERENCE		0- 0	0- 0	0- 0		
0- 0	0- 0	0- 0		HOME		0- 0	0- 0	0- 0		
0- 0	0- 0	0- 0		AWAY		0- 0	0- 0	0- 0		
0- 0	0- 0	0- 0		NEUTRAL		0- 0	0- 0	0- 0		

B
r
o
w
n

B
r
o
w
n

RPI 1-25				RPI 26-50				RPI 51-100				RPI 101+			
RPI	S	Opponent	Score	RPI	S	Opponent	Score	RPI	S	Opponent	Score	RPI	S	Opponent	Score
								<div>Team's RPI: 327</div>							
								<div>114 H Holy Cross 71 83</div>							
								<div>136 N Rhode Island 44 89</div>							
								<div>157 H Merrimack 57 72</div>							
								<div>185 A Massachusetts 42 95</div>							
								<div>220 H Maine 76 70</div>							
								<div>310 A Longwood 76 86</div>							
								<div>315 A Bryant 56 50</div>							
								<div>315 H Bryant 44 45</div>							
								<div>336 A New Hampshire 76 68</div>							
								<div>342 A Central Conn. St. 83 73</div>							
LAST 12 Division I GAMES:															
<div>336 A New Hampshire 76 68</div>								<div>315 A Bryant 56 50</div>							
<div>185 A Massachusetts 42 95</div>								<div>136 N Rhode Island 44 89</div>							
<div>310 A Longwood 76 86</div>								<div>114 H Holy Cross 71 83</div>							
<div>342 A Central Conn. St. 83 73</div>								<div>157 H Merrimack 57 72</div>							
<div>220 H Maine 76 70</div>															
<div>315 H Bryant 44 45</div>															

Non-Div I Games:

Brown

Loss, Non-Conf, S Site, H Home A Away N Neutral

Average RPI Win:	327	WON-LOST	WINNING	LAST 10	STRENGTH OF	OPP. STRENGTH	TEAM	ADJ.	CONF.	ADJ CONF.
Average RPI Loss:	192	RECORD	PCT. RANK	GAMES	SCHEDULE	OF SCHEDULE	RPI	RPI	RPI	RPI
DIV. I ONLY	1- 8	323	0- 1	199	322	315	315	30	30	
DIV. I NON-CONF.	1- 8	323	0- 1	198	322	314	314	30	30	
TOTALS	RPI 1-25	RPI 26-50	W-L RECORDS	RPI 51-100	RPI 101-150	RPI 150+				
1- 8	0- 0	0- 0	OVERALL	0- 2	0- 1	1- 5				
0- 4	0- 0	0- 0	HOME	0- 1	0- 0	0- 3				
1- 4	0- 0	0- 0	AWAY	0- 1	0- 1	1- 2				
0- 0	0- 0	0- 0	NEUTRAL	0- 0	0- 0	0- 0				
1- 8	0- 0	0- 0	NON-CONFERENCE	0- 2	0- 1	1- 5				
0- 4	0- 0	0- 0	HOME	0- 1	0- 0	0- 3				
1- 4	0- 0	0- 0	AWAY	0- 1	0- 1	1- 2				
0- 0	0- 0	0- 0	NEUTRAL	0- 0	0- 0	0- 0				
0- 0	0- 0	0- 0	CONFERENCE	0- 0	0- 0	0- 0				
0- 0	0- 0	0- 0	HOME	0- 0	0- 0	0- 0				
0- 0	0- 0	0- 0	AWAY	0- 0	0- 0	0- 0				
0- 0	0- 0	0- 0	NEUTRAL	0- 0	0- 0	0- 0				

RPI S	Opponent	Score	RPI S	Opponent	Score	RPI S	Opponent	Score	RPI S	Opponent	Score	Team's RPI: 315
						59	A Minnesota	56 101	114	A Holy Cross	75 87	
						66	H Providence	32 76	155	A Illinois	55 69	
									226	H UMass Lowell	35 55	
									255	A Vermont	66 71	
									327	A Brown	45 44	
									327	H Brown	50 56	
									336	H New Hampshire	56 68	
LAST 12 Division I GAMES:												
255	A Vermont	66 71	327	H Brown	50 56							
336	H New Hampshire	56 68	66	H Providence	32 76							
327	A Brown	45 44	226	H UMass Lowell	35 55							
			59	A Minnesota	56 101							
			155	A Illinois	55 69							
			114	A Holy Cross	75 87							

Non-Div I Games:

Bryant

Average RPI Win:	180	WON-LOST	WINNING	LAST 10	STRENGTH OF	OPP. STRENGTH	TEAM	ADJ.	CONF.	ADJ CONF.
Average RPI Loss:	99	RECORD	PCT. RANK	GAMES	SCHEDULE	OF SCHEDULE	RPI	RPI	RPI	RPI
DIV. I ONLY	6- 3	85	1- 0	292	4	134	134	15	15	
DIV. I NON-CONF.	6- 3	83	1- 0	291	4	133	133	15	15	
TOTALS	RPI 1-25	RPI 26-50	W-L RECORDS	RPI 51-100	RPI 101-150	RPI 150+				
6- 3	0- 1	0- 0	OVERALL	1- 1	1- 0	4- 1				
3- 1	0- 0	0- 0	HOME	1- 1	0- 0	2- 0				
1- 2	0- 1	0- 0	AWAY	0- 0	0- 0	1- 1				
2- 0	0- 0	0- 0	NEUTRAL	0- 0	1- 0	1- 0				
6- 3	0- 1	0- 0	NON-CONFERENCE	1- 1	1- 0	4- 1				
3- 1	0- 0	0- 0	HOME	1- 1	0- 0	2- 0				
1- 2	0- 1	0- 0	AWAY	0- 0	0- 0	1- 1				
2- 0	0- 0	0- 0	NEUTRAL	0- 0	1- 0	1- 0				
0- 0	0- 0	0- 0	CONFERENCE	0- 0	0- 0	0- 0				
0- 0	0- 0	0- 0	HOME	0- 0	0- 0	0- 0				
0- 0	0- 0	0- 0	AWAY	0- 0	0- 0	0- 0				
0- 0	0- 0	0- 0	NEUTRAL	0- 0	0- 0	0- 0				

RPI	S	Opponent	Score	RPI	S	Opponent	Score	RPI	S	Opponent	Score	RPI	S	Opponent	Score	Team's RPI: 134
22	A	Virginia	60 84					62	H	Drexel	60 49	149	N	Cincinnati	56 48	
								77	H	Temple	61 72	159	H	Monmouth	71 37	
												167	A	George Mason	64 51	
												199	A	Quinnipiac	69 76	
												247	N	Howard	70 60	
												294	H	St. Bonaventure	68 60	
LAST 12 Division I GAMES:																
62	H	Drexel	60 49	247	N	Howard	70 60									
167	A	George Mason	64 51	77	H	Temple	61 72									
149	N	Cincinnati	56 48	199	A	Quinnipiac	69 76									
				294	H	St. Bonaventure	68 60									
				159	H	Monmouth	71 37									
				22	A	Virginia	60 84									

Non-Div I Games:

Bucknell

Average RPI Win:	241	WON-LOST	WINNING	LAST 10	STRENGTH OF	OPP. STRENGTH	TEAM	ADJ.	CONF.	ADJ CONF.
Average RPI Loss:	83	RECORD	PCT. RANK	GAMES	SCHEDULE	OF SCHEDULE	RPI	RPI	RPI	RPI
DIV. I ONLY	7- 2	50	1- 0	276	141	94	94	11	11	
DIV. I NON-CONF.	7- 2	51	1- 0	277	141	95	95	11	11	
TOTALS	RPI 1-25	RPI 26-50	W-L RECORDS	RPI 51-100	RPI 101-150	RPI 150+				
7- 2	0- 1	0- 0	OVERALL	1- 0	0- 0	6- 1				
3- 0	0- 0	0- 0	HOME	0- 0	0- 0	3- 0				
2- 2	0- 1	0- 0	AWAY	0- 0	0- 0	2- 1				
2- 0	0- 0	0- 0	NEUTRAL	1- 0	0- 0	1- 0				
7- 2	0- 1	0- 0	NON-CONFERENCE	1- 0	0- 0	6- 1				
3- 0	0- 0	0- 0	HOME	0- 0	0- 0	3- 0				
2- 2	0- 1	0- 0	AWAY	0- 0	0- 0	2- 1				
2- 0	0- 0	0- 0	NEUTRAL	1- 0	0- 0	1- 0				
0- 0	0- 0	0- 0	CONFERENCE	0- 0	0- 0	0- 0				
0- 0	0- 0	0- 0	HOME	0- 0	0- 0	0- 0				
0- 0	0- 0	0- 0	AWAY	0- 0	0- 0	0- 0				
0- 0	0- 0	0- 0	NEUTRAL	0- 0	0- 0	0- 0				

RPI 1-25				RPI 26-50				RPI 51-100				Team's RPI: 94		RPI 101+			
RPI	S	Opponent	Score	RPI	S	Opponent	Score	RPI	S	Opponent	Score			RPI	S	Opponent	Score
4	A	Stanford	69 88					62	N	Drexel	63 59			162	A	San Jose St.	88 95
														169	H	Columbia	82 75
														228	A	Niagara	81 67
														260	N	American	73 55
														294	A	St. Bonaventure	46 36
														329	H	Canisius	71 55
														342	H	Central Conn. St.	61 56
LAST 12 Division I GAMES:																	
				294	A	St. Bonaventure	46 36					329	H	Canisius	71 55		
				260	N	American	73 55					228	A	Niagara	81 67		
				62	N	Drexel	63 59					342	H	Central Conn. St.	61 56		
				4	A	Stanford	69 88										
				162	A	San Jose St.	88 95										
				169	H	Columbia	82 75										

Non-Div I Games:

Buffalo

ButlerButler

Butler

CSU Bakersfield

Through Games Of 12/8/19

Average RPI Win:	168	WON-LOST	WINNING	LAST 10	STRENGTH OF	OPP. STRENGTH	TEAM	ADJ.	CONF.	ADJ CONF.
Average RPI Loss:	88	RECORD	PCT. RANK	GAMES	SCHEDULE	OF SCHEDULE	RPI	RPI	RPI	RPI
DIV. I ONLY	4- 3	129	1- 0	37	167	70	70	32	32	
DIV. I NON-CONF.	4- 3	130	1- 0	37	166	70	70	32	32	
TOTALS	RPI 1-25	RPI 26-50	W-L RECORDS	RPI 51-100	RPI 101-150	RPI 150+				
4- 3	0- 1	1- 0	OVERALL	0- 0	1- 1	2- 1				
4- 0	0- 0	1- 0	HOME	0- 0	1- 0	2- 0				
0- 3	0- 1	0- 0	AWAY	0- 0	0- 1	0- 1				
0- 0	0- 0	0- 0	NEUTRAL	0- 0	0- 0	0- 0				
4- 3	0- 1	1- 0	NON-CONFERENCE	0- 0	1- 1	2- 1				
4- 0	0- 0	1- 0	HOME	0- 0	1- 0	2- 0				
0- 3	0- 1	0- 0	AWAY	0- 0	0- 1	0- 1				
0- 0	0- 0	0- 0	NEUTRAL	0- 0	0- 0	0- 0				
0- 0	0- 0	0- 0	CONFERENCE	0- 0	0- 0	0- 0				
0- 0	0- 0	0- 0	HOME	0- 0	0- 0	0- 0				
0- 0	0- 0	0- 0	AWAY	0- 0	0- 0	0- 0				
0- 0	0- 0	0- 0	NEUTRAL	0- 0	0- 0	0- 0				

RPI 1-25				RPI 26-50				RPI 51-100				RPI 101+			
RPI	S	Opponent	Score	RPI	S	Opponent	Score	RPI	S	Opponent	Score	RPI	S	Opponent	Score
8	A	Gonzaga	48 92	45	H	Pacific	80 70	Team's RPI: 70				101	A	Wright St.	60 65
												135	H	North Texas	61 52
												156	A	Washington	49 80
												162	H	San Jose St.	75 71
												331	H	N.C. Central	80 71
LAST 12 Division I GAMES:															
				45	H	Pacific	80 70	331	H	N.C. Central	80 71				
								162	H	San Jose St.	75 71				
								135	H	North Texas	61 52				
								101	A	Wright St.	60 65				
								8	A	Gonzaga	48 92				
								156	A	Washington	49 80				

Non-Div I Games: Fresno Pacific 95 64 Cal St. Dom. Hills 83 74

CSU Bakersfield

Loss, Non-Conf, S Site, H Home A Away N Neutral

Average RPI Win: 230	WON-LOST	WINNING	LAST 10	STRENGTH OF	OPP. STRENGTH	TEAM	ADJ.	CONF.	ADJ CONF.
Average RPI Loss: 112	RECORD	PCT. RANK	GAMES	SCHEDULE	OF SCHEDULE	RPI	RPI	RPI	RPI
DIV. I ONLY	3- 7	248	1- 0	184	79	232	232	24	24
DIV. I NON-CONF.	3- 7	249	1- 0	182	78	232	232	24	24
TOTALS	RPI 1-25	RPI 26-50	W-L RECORDS	RPI 51-100	RPI 101-150	RPI 150+			
3- 7	0- 1	0- 0	OVERALL	0- 4	0- 0	3- 2			
1- 3	0- 1	0- 0	HOME	0- 2	0- 0	1- 0			
1- 3	0- 0	0- 0	AWAY	0- 2	0- 0	1- 1			
1- 1	0- 0	0- 0	NEUTRAL	0- 0	0- 0	1- 1			
3- 7	0- 1	0- 0	NON-CONFERENCE	0- 4	0- 0	3- 2			
1- 3	0- 1	0- 0	HOME	0- 2	0- 0	1- 0			
1- 3	0- 0	0- 0	AWAY	0- 2	0- 0	1- 1			
1- 1	0- 0	0- 0	NEUTRAL	0- 0	0- 0	1- 1			
0- 0	0- 0	0- 0	CONFERENCE	0- 0	0- 0	0- 0			
0- 0	0- 0	0- 0	HOME	0- 0	0- 0	0- 0			
0- 0	0- 0	0- 0	AWAY	0- 0	0- 0	0- 0			
0- 0	0- 0	0- 0	NEUTRAL	0- 0	0- 0	0- 0			

RPI 1-25				RPI 26-50				RPI 51-100				RPI 101+ Team's RPI: 232			
RPI	S	Opponent	Score	RPI	S	Opponent	Score	RPI	S	Opponent	Score	RPI	S	Opponent	Score
22	H	Virginia	47 72					51	H	UCLA	44 58	163	H	Portland	73 64
								80	H	Southern California	53 69	212	A	California Baptist	56 64
								84	A	Washington St.	61 71	216	N	Indiana St.	67 59
								95	A	San Francisco	61 79	237	N	SMU	58 68
												312	A	LMU (CA)	56 54
LAST 12 Division I GAMES:															
216	N	Indiana St.	67 59	95	A	San Francisco	61 79	212	A	California Baptist	56 64	80	H	Southern California	53 69
51	H	UCLA	44 58	22	H	Virginia	47 72								
312	A	LMU (CA)	56 54												
237	N	SMU	58 68												
84	A	Washington St.	61 71												
163	H	Portland	73 64												

Non-Div I Games:

CSUN

■ Loss,
 ■ Non-Conf,
 S Site,
 ■ Home
 ■ Away
 N Neutral

Average RPI Win:	250	WON-LOST	WINNING	LAST 10	STRENGTH OF	OPP. STRENGTH	TEAM	ADJ.	CONF.	ADJ CONF.
Average RPI Loss:	171	RECORD	PCT. RANK	GAMES	SCHEDULE	OF SCHEDULE	RPI	RPI	RPI	RPI
DIV. I ONLY	2- 6	276	0- 1	194	279	298	298	24	24	
DIV. I NON-CONF.	2- 6	277	0- 1	193	280	298	298	24	24	
TOTALS	RPI 1-25	RPI 26-50	W-L RECORDS	RPI 51-100	RPI 101-150	RPI 150+				
2- 6	0- 0	0- 0	OVERALL	0- 2	1- 1	1- 3				
2- 2	0- 0	0- 0	HOME	0- 1	1- 0	1- 1				
0- 4	0- 0	0- 0	AWAY	0- 1	0- 1	0- 2				
0- 0	0- 0	0- 0	NEUTRAL	0- 0	0- 0	0- 0				
2- 6	0- 0	0- 0	NON-CONFERENCE	0- 2	1- 1	1- 3				
2- 2	0- 0	0- 0	HOME	0- 1	1- 0	1- 1				
0- 4	0- 0	0- 0	AWAY	0- 1	0- 1	0- 2				
0- 0	0- 0	0- 0	NEUTRAL	0- 0	0- 0	0- 0				
0- 0	0- 0	0- 0	CONFERENCE	0- 0	0- 0	0- 0				
0- 0	0- 0	0- 0	HOME	0- 0	0- 0	0- 0				
0- 0	0- 0	0- 0	AWAY	0- 0	0- 0	0- 0				
0- 0	0- 0	0- 0	NEUTRAL	0- 0	0- 0	0- 0				

RPI	S	Opponent	Score	RPI	S	Opponent	Score	RPI	S	Opponent	Score	RPI	S	Opponent	Score	Team's RPI: 298
53	H	Old Dominion	61	76	A	Arizona St.	66	55	A	Saint Mary's (CA)	84	146	A	Saint Mary's (CA)	67	84
350	H	Sacramento St.	43	290	A	Pepperdine	63	150	H	Lamar University	56	160	H	Fresno St.	52	79
300	A	Denver	96	160	H	Fresno St.	79	300	A	Denver	96	290	A	Pepperdine	53	63
290	A	Pepperdine	63					350	H	Sacramento St.	43					
160	H	Fresno St.	79													

LAST 12 Division I GAMES:

53	H	Old Dominion	55	61	146	A	Saint Mary's (CA)	67	84
76	A	Arizona St.	41	66	150	H	Lamar University	57	56
350	H	Sacramento St.	62	43					
300	A	Denver	66	96					
290	A	Pepperdine	53	63					
160	H	Fresno St.	52	79					

Non-Div I Games:

Cal Poly

Average RPI Win:	268	WON-LOST	WINNING	LAST 10	STRENGTH OF	OPP. STRENGTH	TEAM	ADJ.	CONF.	ADJ CONF.
Average RPI Loss:	194	RECORD	PCT. RANK	GAMES	SCHEDULE	OF SCHEDULE	RPI	RPI	RPI	RPI
DIV. I ONLY	5- 5	160	1- 0	309	213	236	236	24	24	
DIV. I NON-CONF.	5- 5	160	1- 0	309	211	236	236	24	24	
TOTALS	RPI 1-25	RPI 26-50	W-L RECORDS	RPI 51-100	RPI 101-150	RPI 150+				
5- 5	0- 0	0- 0	OVERALL	0- 1	0- 1	5- 3				
1- 2	0- 0	0- 0	HOME	0- 0	0- 0	1- 2				
4- 3	0- 0	0- 0	AWAY	0- 1	0- 1	4- 1				
0- 0	0- 0	0- 0	NEUTRAL	0- 0	0- 0	0- 0				
5- 5	0- 0	0- 0	NON-CONFERENCE	0- 1	0- 1	5- 3				
1- 2	0- 0	0- 0	HOME	0- 0	0- 0	1- 2				
4- 3	0- 0	0- 0	AWAY	0- 1	0- 1	4- 1				
0- 0	0- 0	0- 0	NEUTRAL	0- 0	0- 0	0- 0				
0- 0	0- 0	0- 0	CONFERENCE	0- 0	0- 0	0- 0				
0- 0	0- 0	0- 0	HOME	0- 0	0- 0	0- 0				
0- 0	0- 0	0- 0	AWAY	0- 0	0- 0	0- 0				
0- 0	0- 0	0- 0	NEUTRAL	0- 0	0- 0	0- 0				

RPI 1-25				RPI 26-50				RPI 51-100				RPI 101+				Team's RPI: 236	
RPI	S	Opponent	Score	RPI	S	Opponent	Score	RPI	S	Opponent	Score	RPI	S	Opponent	Score		
								95	A	San Francisco	63	71	137	A	Southern Utah	63	79
												210	H	Delaware	55	72	
												217	H	Montana	69	71	
												235	A	San Diego	72	67	
												242	A	UNLV	64	58	
												267	H	Utah St.	83	62	
												282	A	Grand Canyon	80	70	
												311	A	San Diego St.	45	55	
												312	A	LMU (CA)	79	74	
LAST 12 Division I GAMES:																	
				311	A	San Diego St.	45	55	235	A	San Diego	72	67				
				312	A	LMU (CA)	79	74	95	A	San Francisco	63	71				
				242	A	UNLV	64	58	217	H	Montana	69	71				
				137	A	Southern Utah	63	79	210	H	Delaware	55	72				
									282	A	Grand Canyon	80	70				
									267	H	Utah St.	83	62				

Non-Div I Games:

Cal St. Fullerton

California

Through Games Of 12/8/19

Average RPI Win:	236	WON-LOST	WINNING	LAST 10	STRENGTH OF	OPP. STRENGTH	TEAM	ADJ.	CONF.	ADJ CONF.
Average RPI Loss:	63	RECORD	PCT. RANK	GAMES	SCHEDULE	OF SCHEDULE	RPI	RPI	RPI	RPI
DIV. I ONLY	6- 2	59	1- 0	123	200	56	56	1	1	
DIV. I NON-CONF.	6- 2	60	1- 0	123	199	57	57	1	1	
TOTALS	RPI 1-25	RPI 26-50	W-L RECORDS	RPI 51-100	RPI 101-150	RPI 150+				
6- 2	0- 1	1- 0	OVERALL	0- 0	0- 1	5- 0				
5- 0	0- 0	1- 0	HOME	0- 0	0- 0	4- 0				
1- 2	0- 1	0- 0	AWAY	0- 0	0- 1	1- 0				
0- 0	0- 0	0- 0	NEUTRAL	0- 0	0- 0	0- 0				
6- 2	0- 1	1- 0	NON-CONFERENCE	0- 0	0- 1	5- 0				
5- 0	0- 0	1- 0	HOME	0- 0	0- 0	4- 0				
1- 2	0- 1	0- 0	AWAY	0- 0	0- 1	1- 0				
0- 0	0- 0	0- 0	NEUTRAL	0- 0	0- 0	0- 0				
0- 0	0- 0	0- 0	CONFERENCE	0- 0	0- 0	0- 0				
0- 0	0- 0	0- 0	HOME	0- 0	0- 0	0- 0				
0- 0	0- 0	0- 0	AWAY	0- 0	0- 0	0- 0				
0- 0	0- 0	0- 0	NEUTRAL	0- 0	0- 0	0- 0				

RPI 1-25				RPI 26-50				RPI 51-100				RPI 101+			
RPI	S	Opponent	Score	RPI	S	Opponent	Score	RPI	S	Opponent	Score	RPI	S	Opponent	Score
3	A	UConn	61 72	32	H	Arkansas	84 80					122	A	Harvard	53 56
												202	H	Boston U.	73 62
												258	H	UC Riverside	84 61
												279	H	Long Beach St.	68 45
												311	A	San Diego St.	74 48
												331	H	N.C. Central	90 69
LAST 12 Division I GAMES:															
279	H	Long Beach St.	68 45	331	H	N.C. Central	90 69								
202	H	Boston U.	73 62	32	H	Arkansas	84 80								
				311	A	San Diego St.	74 48								
				258	H	UC Riverside	84 61								
				3	A	UConn	61 72								
				122	A	Harvard	53 56								

Non-Div I Games:

California

■ Loss,
 ■ Non-Conf, S Site,
 ■ Home
 ■ Away
 N Neutral

Average RPI Win: 250		WON-LOST	WINNING	LAST 10	STRENGTH OF	OPP. STRENGTH	TEAM	ADJ.	CONF.	ADJ CONF.
Average RPI Loss: 123		RECORD	PCT. RANK	GAMES	SCHEDULE	OF SCHEDULE	RPI	RPI	RPI	RPI
DIV. I ONLY		5- 4	144	0- 1	229	136	212	212	32	32
DIV. I NON-CONF.		5- 4	143	0- 1	228	136	212	212	32	32
TOTALS	RPI 1-25	RPI 26-50		W-L RECORDS		RPI 51-100	RPI 101-150	RPI 150+		
5- 4	0- 1	0- 0		OVERALL		0- 0	0- 2	5- 1		
5- 0	0- 0	0- 0		HOME		0- 0	0- 0	5- 0		
0- 1	0- 0	0- 0		AWAY		0- 0	0- 0	0- 1		
0- 3	0- 1	0- 0		NEUTRAL		0- 0	0- 2	0- 0		
5- 4	0- 1	0- 0		NON-CONFERENCE		0- 0	0- 2	5- 1		
5- 0	0- 0	0- 0		HOME		0- 0	0- 0	5- 0		
0- 1	0- 0	0- 0		AWAY		0- 0	0- 0	0- 1		
0- 3	0- 1	0- 0		NEUTRAL		0- 0	0- 2	0- 0		
0- 0	0- 0	0- 0		CONFERENCE		0- 0	0- 0	0- 0		
0- 0	0- 0	0- 0		HOME		0- 0	0- 0	0- 0		
0- 0	0- 0	0- 0		AWAY		0- 0	0- 0	0- 0		
0- 0	0- 0	0- 0		NEUTRAL		0- 0	0- 0	0- 0		

RPI 1-25					
RPI	S	Opponent	Score		
4	N	Stanford	78	83	
RPI 26-50					
RPI	S	Opponent	Score		
RPI 51-100					
RPI	S	Opponent	Score		
RPI 101+					
RPI	S	Opponent	Score	Team's RPI: 212	
112	N	Bowling Green	60	98	
118	N	Houston	75	96	
186	H	Alabama A&M	60	55	
232	H	CSUN	64	56	
258	A	UC Riverside	64	80	
271	H	UC Santa Barbara	85	81	
279	H	Long Beach St.	79	70	
284	H	Northern Ariz.	98	79	
LAST 12 Division I GAMES:					
118	N	Houston	75	96	186 H Alabama A&M 60 55
112	N	Bowling Green	60	98	232 H CSUN 64 56
258	A	UC Riverside	64	80	279 H Long Beach St. 79 70
4	N	Stanford	78	83	
271	H	UC Santa Barbara	85	81	
284	H	Northern Ariz.	98	79	

Non-Div I Games:	Ottawa (AZ)	103	75	LIFE Pacific	93	48
------------------	-------------	-----	----	--------------	----	----

California Baptist

■ Loss, ■ Non-Conf, S Site, H Home A Away N Neutral

Average RPI Win:	204	WON-LOST	WINNING	LAST 10	STRENGTH OF	OPP. STRENGTH	TEAM	ADJ.	CONF.	ADJ CONF.
Average RPI Loss:	192	RECORD	PCT. RANK	GAMES	SCHEDULE	OF SCHEDULE	RPI	RPI	RPI	RPI
DIV. I ONLY	3- 2	121	1- 0	221	230	132	132	29	29	
DIV. I NON-CONF.	3- 2	122	1- 0	220	230	131	131	29	29	
TOTALS	RPI 1-25	RPI 26-50	W-L RECORDS	RPI 51-100	RPI 101-150	RPI 150+				
3- 2	0- 0	0- 0	OVERALL	0- 1	1- 0	2- 1				
2- 0	0- 0	0- 0	HOME	0- 0	1- 0	1- 0				
1- 2	0- 0	0- 0	AWAY	0- 1	0- 0	1- 1				
0- 0	0- 0	0- 0	NEUTRAL	0- 0	0- 0	0- 0				
3- 2	0- 0	0- 0	NON-CONFERENCE	0- 1	1- 0	2- 1				
2- 0	0- 0	0- 0	HOME	0- 0	1- 0	1- 0				
1- 2	0- 0	0- 0	AWAY	0- 1	0- 0	1- 1				
0- 0	0- 0	0- 0	NEUTRAL	0- 0	0- 0	0- 0				
0- 0	0- 0	0- 0	CONFERENCE	0- 0	0- 0	0- 0				
0- 0	0- 0	0- 0	HOME	0- 0	0- 0	0- 0				
0- 0	0- 0	0- 0	AWAY	0- 0	0- 0	0- 0				
0- 0	0- 0	0- 0	NEUTRAL	0- 0	0- 0	0- 0				

RPI 1-25			RPI 26-50			RPI 51-100			RPI 101+			Team's RPI: 132
RPI	S	Opponent	Score	RPI	S	Opponent	Score	RPI	S	Opponent	Score	
						53 A Old Dominion	44 59			113 H UNC Greensboro	72 64	
										190 H Kennesaw St.	63 51	
										309 A Western Caro.	61 40	
										331 A N.C. Central	64 67	
LAST 12 Division I GAMES:												
309	A	Western Caro.	61 40	113	H	UNC Greensboro	72 64					
53	A	Old Dominion	44 59	190	H	Kennesaw St.	63 51					
				331	A	N.C. Central	64 67					

Non-Div I Games: St. Andrews 122 56

Campbell

Average RPI Win:	294	WON-LOST	WINNING	LAST 10	STRENGTH OF	OPP. STRENGTH	TEAM	ADJ.	CONF.	ADJ CONF.
Average RPI Loss:	172	RECORD	PCT. RANK	GAMES	SCHEDULE	OF SCHEDULE	RPI	RPI	RPI	RPI
DIV. I ONLY	1- 5	300	0- 1	256	259	329	329	21	21	
DIV. I NON-CONF.	1- 5	299	0- 1	256	258	329	329	20	20	
TOTALS	RPI 1-25	RPI 26-50	W-L RECORDS	RPI 51-100	RPI 101-150	RPI 150+				
1- 5	0- 0	0- 0	OVERALL	0- 2	0- 0	1- 3				
1- 2	0- 0	0- 0	HOME	0- 1	0- 0	1- 1				
0- 3	0- 0	0- 0	AWAY	0- 1	0- 0	0- 2				
0- 0	0- 0	0- 0	NEUTRAL	0- 0	0- 0	0- 0				
1- 5	0- 0	0- 0	NON-CONFERENCE	0- 2	0- 0	1- 3				
1- 2	0- 0	0- 0	HOME	0- 1	0- 0	1- 1				
0- 3	0- 0	0- 0	AWAY	0- 1	0- 0	0- 2				
0- 0	0- 0	0- 0	NEUTRAL	0- 0	0- 0	0- 0				
0- 0	0- 0	0- 0	CONFERENCE	0- 0	0- 0	0- 0				
0- 0	0- 0	0- 0	HOME	0- 0	0- 0	0- 0				
0- 0	0- 0	0- 0	AWAY	0- 0	0- 0	0- 0				
0- 0	0- 0	0- 0	NEUTRAL	0- 0	0- 0	0- 0				

RPI 1-25				RPI 26-50				RPI 51-100				RPI 101+Team's RPI: 329					
RPI	S	Opponent	Score	RPI	S	Opponent	Score	RPI	S	Opponent	Score	RPI	S	Opponent	Score		
								57	H	Colgate	69	90	165	A	Youngstown St.	59	87
								94	A	Buffalo	55	71	255	A	Vermont	53	76
													287	H	Albany (NY)	53	70
													294	H	St. Bonaventure	84	82
LAST 12 Division I GAMES:																	
				255	A	Vermont	53	76	94	A	Buffalo	55	71				
				287	H	Albany (NY)	53	70	165	A	Youngstown St.	59	87				
				57	H	Colgate	69	90									
				294	H	St. Bonaventure	84	82									

Non-Div I Games:

Canisius

Central Ark.

Through Games Of 12/8/19

Average RPI Win:	289	WON-LOST	WINNING	LAST 10	STRENGTH OF	OPP. STRENGTH	TEAM	ADJ.	CONF.	ADJ CONF.
Average RPI Loss:	188	RECORD	PCT. RANK	GAMES	SCHEDULE	OF SCHEDULE	RPI	RPI	RPI	RPI
DIV. I ONLY	1- 5	300	0- 0	234	277	314	314	26	26	
DIV. I NON-CONF.	1- 5	299	0- 0	233	278	313	313	26	26	
TOTALS	RPI 1-25	RPI 26-50	W-L RECORDS	RPI 51-100	RPI 101-150	RPI 150+				
1- 5	0- 0	0- 1	OVERALL	0- 0	0- 0	1- 4				
1- 0	0- 0	0- 0	HOME	0- 0	0- 0	1- 0				
0- 5	0- 0	0- 1	AWAY	0- 0	0- 0	0- 4				
0- 0	0- 0	0- 0	NEUTRAL	0- 0	0- 0	0- 0				
1- 5	0- 0	0- 1	NON-CONFERENCE	0- 0	0- 0	1- 4				
1- 0	0- 0	0- 0	HOME	0- 0	0- 0	1- 0				
0- 5	0- 0	0- 1	AWAY	0- 0	0- 0	0- 4				
0- 0	0- 0	0- 0	NEUTRAL	0- 0	0- 0	0- 0				
0- 0	0- 0	0- 0	CONFERENCE	0- 0	0- 0	0- 0				
0- 0	0- 0	0- 0	HOME	0- 0	0- 0	0- 0				
0- 0	0- 0	0- 0	AWAY	0- 0	0- 0	0- 0				
0- 0	0- 0	0- 0	NEUTRAL	0- 0	0- 0	0- 0				

RPI 1-25			RPI 26-50			RPI 51-100			RPI 101+			Team's RPI: 314
RPI	S	Opponent	Score	RPI	S	Opponent	Score	RPI	S	Opponent	Score	
				34	A	Texas A&M	46 76					
								182	A	Tulane	38 65	
								224	A	Tennessee	36 63	
								249	A	Northern Ky.	56 72	
								251	A	Little Rock	48 63	
								289	H	Jackson St.	57 54	
LAST 12 Division I GAMES:												
251	A	Little Rock	48 63	34	A	Texas A&M	46 76					
224	A	Tennessee	36 63	289	H	Jackson St.	57 54					
				249	A	Northern Ky.	56 72					
				182	A	Tulane	38 65					

Non-Div I Games: Hendrix 104 28 Crowley's Ridge 82 26

Central Ark.

■ Loss,
 ■ Non-Conf,
 ■ S Site,
 ■ Home
 ■ A Away
 N Neutral

General Conf. Div.				Through Games Of 11/8/19						
Average RPI Win:	0	WON-LOST	WINNING	LAST 10	STRENGTH OF	OPP. STRENGTH	TEAM	ADJ.	CONF.	ADJ CONF.
Average RPI Loss:	226	RECORD	PCT. RANK	GAMES	SCHEDULE	OF SCHEDULE	RPI	RPI	RPI	RPI
DIV. I ONLY	0- 8	333	0- 1	267	340	342	342	30	30	
DIV. I NON-CONF.	0- 8	333	0- 1	267	340	342	342	30	30	

TOTALS	RPI 1-25		RPI 26-50	W-L RECORDS		RPI 51-100	RPI 101-150		RPI 150+	
0- 8	0- 0		0- 0	OVERALL		0- 2	0- 1		0- 5	
0- 3	0- 0		0- 0	HOME		0- 0	0- 0		0- 3	
0- 5	0- 0		0- 0	AWAY		0- 2	0- 1		0- 2	
0- 0	0- 0		0- 0	NEUTRAL		0- 0	0- 0		0- 0	
0- 8	0- 0		0- 0	NON-CONFERENCE		0- 2	0- 1		0- 5	
0- 3	0- 0		0- 0	HOME		0- 0	0- 0		0- 3	
0- 5	0- 0		0- 0	AWAY		0- 2	0- 1		0- 2	
0- 0	0- 0		0- 0	NEUTRAL		0- 0	0- 0		0- 0	
0- 0	0- 0		0- 0	CONFERENCE		0- 0	0- 0		0- 0	
0- 0	0- 0		0- 0	HOME		0- 0	0- 0		0- 0	
0- 0	0- 0		0- 0	AWAY		0- 0	0- 0		0- 0	
0- 0	0- 0		0- 0	NEUTRAL		0- 0	0- 0		0- 0	

RPI 1-25				RPI 26-50				RPI 51-100				RPI 101+				Team's RPI: 342	
RPI	S	Opponent	Score	RPI	S	Opponent	Score	RPI	S	Opponent	Score	RPI	S	Opponent	Score		
								89	A	Lehigh	51	70	148	A	Duquesne	33	72
								94	A	Buffalo	56	61	226	H	UMass Lowell	54	56
													287	H	Albany (NY)	63	73
													304	A	Pittsburgh	73	81
													327	H	Brown	73	83
													336	A	New Hampshire	59	70
LAST 12 Division I GAMES:																	
				336	A	New Hampshire	59	70	89	A	Lehigh	51	70				
				226	H	UMass Lowell	54	56	327	H	Brown	73	83				
				287	H	Albany (NY)	63	73	304	A	Pittsburgh	73	81				
				148	A	Duquesne	33	72	94	A	Buffalo	56	61				

Non-Div I Games:

Central Conn. St.

■ Loss, ■ Non-Conf, S Site, H Home A Away N Neutral

Average RPI Win:	169	WON-LOST	WINNING	LAST 10	STRENGTH OF	OPP. STRENGTH	TEAM	ADJ.	CONF.	ADJ CONF.
Average RPI Loss:	38	RECORD	PCT. RANK	GAMES	SCHEDULE	OF SCHEDULE	RPI	RPI	RPI	RPI
DIV. I ONLY	4- 3	129	1- 0	94	29	103	103	11	11	
DIV. I NON-CONF.	4- 3	130	1- 0	94	29	103	103	11	11	
TOTALS	RPI 1-25	RPI 26-50	W-L RECORDS	RPI 51-100	RPI 101-150	RPI 150+				
4- 3	0- 1	0- 1	OVERALL	1- 1	0- 0	3- 0				
4- 1	0- 0	0- 0	HOME	1- 1	0- 0	3- 0				
0- 2	0- 1	0- 1	AWAY	0- 0	0- 0	0- 0				
0- 0	0- 0	0- 0	NEUTRAL	0- 0	0- 0	0- 0				
4- 3	0- 1	0- 1	NON-CONFERENCE	1- 1	0- 0	3- 0				
4- 1	0- 0	0- 0	HOME	1- 1	0- 0	3- 0				
0- 2	0- 1	0- 1	AWAY	0- 0	0- 0	0- 0				
0- 0	0- 0	0- 0	NEUTRAL	0- 0	0- 0	0- 0				
0- 0	0- 0	0- 0	CONFERENCE	0- 0	0- 0	0- 0				
0- 0	0- 0	0- 0	HOME	0- 0	0- 0	0- 0				
0- 0	0- 0	0- 0	AWAY	0- 0	0- 0	0- 0				
0- 0	0- 0	0- 0	NEUTRAL	0- 0	0- 0	0- 0				

RPI 1-25				RPI 26-50				RPI 51-100				RPI 101+ Team's RPI: 103			
RPI	S	Opponent	Score	RPI	S	Opponent	Score	RPI	S	Opponent	Score	RPI	S	Opponent	Score
6	A	Louisville	63 76	43	A	Western Ky.	58 93	64	H	Green Bay	105 111	151	H	Dayton	81 80
								92	H	Marist	77 54	188	H	Northeastern	79 63
												244	H	Iona	70 50
LAST 12 Division I GAMES:															
188	H	Northeastern	79 63	244	H	Iona	70 50								
151	H	Dayton	81 80	92	H	Marist	77 54								
43	A	Western Ky.	58 93												
6	A	Louisville	63 76												
64	H	Green Bay	105 111												

Non-Div I Games:

Central Mich.

Charleston So.

Through Games Of 12/8/19

Average RPI Win:	0	WON-LOST	WINNING	LAST 10	STRENGTH OF	OPP. STRENGTH	TEAM	ADJ.	CONF.	ADJ CONF.
Average RPI Loss:	174	RECORD	PCT. RANK	GAMES	SCHEDULE	OF SCHEDULE	RPI	RPI	RPI	RPI
DIV. I ONLY	0- 6	333	0- 0	79	327	306	306	29	29	
DIV. I NON-CONF.	0- 6	333	0- 0	77	327	306	306	29	29	
TOTALS	RPI 1-25	RPI 26-50	W-L RECORDS	RPI 51-100	RPI 101-150	RPI 150+				
0- 6	0- 1	0- 0	OVERALL	0- 2	0- 0	0- 3				
0- 3	0- 0	0- 0	HOME	0- 1	0- 0	0- 2				
0- 3	0- 1	0- 0	AWAY	0- 1	0- 0	0- 1				
0- 0	0- 0	0- 0	NEUTRAL	0- 0	0- 0	0- 0				
0- 6	0- 1	0- 0	NON-CONFERENCE	0- 2	0- 0	0- 3				
0- 3	0- 0	0- 0	HOME	0- 1	0- 0	0- 2				
0- 3	0- 1	0- 0	AWAY	0- 1	0- 0	0- 1				
0- 0	0- 0	0- 0	NEUTRAL	0- 0	0- 0	0- 0				
0- 0	0- 0	0- 0	CONFERENCE	0- 0	0- 0	0- 0				
0- 0	0- 0	0- 0	HOME	0- 0	0- 0	0- 0				
0- 0	0- 0	0- 0	AWAY	0- 0	0- 0	0- 0				
0- 0	0- 0	0- 0	NEUTRAL	0- 0	0- 0	0- 0				

RPI 1-25				RPI 26-50				RPI 51-100				RPI 101+ Team's RPI: 306			
RPI	S	Opponent	Score	RPI	S	Opponent	Score	RPI	S	Opponent	Score	RPI	S	Opponent	Score
23	A	Florida St.	36 88					74	A	North Carolina	54 85	203	H	Bethune-Cookman	41 81
								93	H	North Dakota	57 73	309	A	Western Caro.	64 69
												344	H	South Carolina St.	75 81
LAST 12 Division I GAMES:															
				309	A	Western Caro.	64 69	93	H	North Dakota	57 73				
								203	H	Bethune-Cookman	41 81				
								74	A	North Carolina	54 85				
								344	H	South Carolina St.	75 81				
								23	A	Florida St.	36 88				

Non-Div I Games: Virginia-Lynchburg 92 55

Charleston So.

Loss, Non-Conf, S Site, H Home A Away N Neutral

Average RPI Win:	166	WON-LOST	WINNING	LAST 10	STRENGTH OF	OPP. STRENGTH	TEAM	ADJ.	CONF.	ADJ CONF.
Average RPI Loss:	81	RECORD	PCT. RANK	GAMES	SCHEDULE	OF SCHEDULE	RPI	RPI	RPI	RPI
DIV. I ONLY	6- 2	59	0- 1	74	127	40	40	13	13	
DIV. I NON-CONF.	6- 2	60	0- 1	72	127	40	40	13	13	
TOTALS	RPI 1-25	RPI 26-50	W-L RECORDS	RPI 51-100	RPI 101-150	RPI 150+				
6- 2	0- 0	1- 1	OVERALL	1- 0	0- 1	4- 0				
2- 1	0- 0	1- 0	HOME	0- 0	0- 1	1- 0				
2- 1	0- 0	0- 1	AWAY	0- 0	0- 0	2- 0				
2- 0	0- 0	0- 0	NEUTRAL	1- 0	0- 0	1- 0				
6- 2	0- 0	1- 1	NON-CONFERENCE	1- 0	0- 1	4- 0				
2- 1	0- 0	1- 0	HOME	0- 0	0- 1	1- 0				
2- 1	0- 0	0- 1	AWAY	0- 0	0- 0	2- 0				
2- 0	0- 0	0- 0	NEUTRAL	1- 0	0- 0	1- 0				
0- 0	0- 0	0- 0	CONFERENCE	0- 0	0- 0	0- 0				
0- 0	0- 0	0- 0	HOME	0- 0	0- 0	0- 0				
0- 0	0- 0	0- 0	AWAY	0- 0	0- 0	0- 0				
0- 0	0- 0	0- 0	NEUTRAL	0- 0	0- 0	0- 0				

RPI 1-25				RPI 26-50				Team's RPI: 40		RPI 51-100				RPI 101+			
RPI	S	Opponent	Score	RPI	S	Opponent	Score	RPI	S	Opponent	Score	RPI	S	Opponent	Score		
				31	A	Kentucky	39 86	90	N	Boston College	84 68	130	H	Fordham	51 76		
				48	H	Richmond	78 59					177	H	Gardner-Webb	74 49		
												182	N	Tulane	60 56		
												207	A	Wake Forest	77 65		
												291	A	East Carolina	59 47		
LAST 12 Division I GAMES:																	
				182	N	Tulane	60 56	31	A	Kentucky	39 86						
				90	N	Boston College	84 68	177	H	Gardner-Webb	74 49						
				130	H	Fordham	51 76										
				291	A	East Carolina	59 47										
				207	A	Wake Forest	77 65										
				48	H	Richmond	78 59										

Non-Div I Games:

Charlotte

Chattanooga

Through Games Of 12/8/19

Average RPI Win:	201	WON-LOST	WINNING	LAST 10	STRENGTH OF	OPP. STRENGTH	TEAM	ADJ.	CONF.	ADJ CONF.
Average RPI Loss:	135	RECORD	PCT. RANK	GAMES	SCHEDULE	OF SCHEDULE	RPI	RPI	RPI	RPI
DIV. I ONLY	1- 9	330	0- 1	207	77	297	297	25	25	
DIV. I NON-CONF.	1- 9	330	0- 1	206	76	297	297	25	25	
TOTALS	RPI 1-25	RPI 26-50	W-L RECORDS	RPI 51-100	RPI 101-150	RPI 150+				
1- 9	0- 2	0- 0	OVERALL	0- 0	0- 3	1- 4				
0- 4	0- 1	0- 0	HOME	0- 0	0- 1	0- 2				
1- 5	0- 1	0- 0	AWAY	0- 0	0- 2	1- 2				
0- 0	0- 0	0- 0	NEUTRAL	0- 0	0- 0	0- 0				
1- 9	0- 2	0- 0	NON-CONFERENCE	0- 0	0- 3	1- 4				
0- 4	0- 1	0- 0	HOME	0- 0	0- 1	0- 2				
1- 5	0- 1	0- 0	AWAY	0- 0	0- 2	1- 2				
0- 0	0- 0	0- 0	NEUTRAL	0- 0	0- 0	0- 0				
0- 0	0- 0	0- 0	CONFERENCE	0- 0	0- 0	0- 0				
0- 0	0- 0	0- 0	HOME	0- 0	0- 0	0- 0				
0- 0	0- 0	0- 0	AWAY	0- 0	0- 0	0- 0				
0- 0	0- 0	0- 0	NEUTRAL	0- 0	0- 0	0- 0				

RPI S	Opponent	Score	RPI S	Opponent	Score	RPI S	Opponent	Score	RPI S	Opponent	Score	Team's RPI: 297
6	A Louisville	37 86							139	H Austin Peay	49 50	
25	H Purdue	34 66							145	A UT Martin	51 78	
									149	A Cincinnati	53 72	
									172	A Belmont	50 63	
									184	H Hampton	55 84	
									197	A Eastern Ky.	65 71	
									200	H Northern Colo.	42 59	
									201	A Liberty	71 54	
LAST 12 Division I GAMES:												
149	A Cincinnati	53 72	145	A UT Martin	51 78							
25	H Purdue	34 66	197	A Eastern Ky.	65 71							
201	A Liberty	71 54	200	H Northern Colo.	42 59							
184	H Hampton	55 84	139	H Austin Peay	49 50							
172	A Belmont	50 63	6	A Louisville	37 86							

Non-Div I Games:

Chattanooga

Loss, Non-Conf, S Site, H Home A Away N Neutral

Average RPI Win:	0	WON-LOST	WINNING	LAST 10	STRENGTH OF	OPP. STRENGTH	TEAM	ADJ.	CONF.	ADJ CONF.
Average RPI Loss:	175	RECORD	PCT. RANK	GAMES	SCHEDULE	OF SCHEDULE	RPI	RPI	RPI	RPI
DIV. I ONLY	0- 10	333	0- 1	143	289	323	323	32	32	
DIV. I NON-CONF.	0- 10	333	0- 1	144	291	323	323	32	32	
TOTALS	RPI 1-25	RPI 26-50	W-L RECORDS	RPI 51-100	RPI 101-150	RPI 150+				
0- 10	0- 0	0- 1	OVERALL	0- 3	0- 0	0- 6				
0- 6	0- 0	0- 1	HOME	0- 2	0- 0	0- 3				
0- 3	0- 0	0- 0	AWAY	0- 1	0- 0	0- 2				
0- 1	0- 0	0- 0	NEUTRAL	0- 0	0- 0	0- 1				
0- 10	0- 0	0- 1	NON-CONFERENCE	0- 3	0- 0	0- 6				
0- 6	0- 0	0- 1	HOME	0- 2	0- 0	0- 3				
0- 3	0- 0	0- 0	AWAY	0- 1	0- 0	0- 2				
0- 1	0- 0	0- 0	NEUTRAL	0- 0	0- 0	0- 1				
0- 0	0- 0	0- 0	CONFERENCE	0- 0	0- 0	0- 0				
0- 0	0- 0	0- 0	HOME	0- 0	0- 0	0- 0				
0- 0	0- 0	0- 0	AWAY	0- 0	0- 0	0- 0				
0- 0	0- 0	0- 0	NEUTRAL	0- 0	0- 0	0- 0				

RPI 1-25				RPI 26-50				RPI 51-100				RPI 101+ Team's RPI: 323			
RPI	S	Opponent	Score	RPI	S	Opponent	Score	RPI	S	Opponent	Score	RPI	S	Opponent	Score
				38	H	Arizona	50 82	64	H	Green Bay	46 102	155	A	Illinois	66 96
								71	H	Loyola Chicago	53 98	205	H	Western Ill.	78 88
								85	A	UT Arlington	53 84	208	H	Oakland	70 98
												271	N	UC Santa Barbara	65 96
												326	H	UIC	61 73
												328	A	Nevada	60 80
LAST 12 Division I GAMES:															
				64	H	Green Bay	46 102	271	N	UC Santa Barbara	65 96				
				38	H	Arizona	50 82	205	H	Western Ill.	78 88				
				85	A	UT Arlington	53 84	326	H	UIC	61 73				
				155	A	Illinois	66 96	328	A	Nevada	60 80				
								71	H	Loyola Chicago	53 98				
								208	H	Oakland	70 98				

Non-Div I Games:

Chicago St.

■ Loss,
 ■ Non-Conf,
 S Site,
 ■ Home
 ■ Away
 N Neutral

Average RPI Win:	203	WON-LOST	WINNING	LAST 10	STRENGTH OF	OPP. STRENGTH	TEAM	ADJ.	CONF.	ADJ CONF.
Average RPI Loss:	52	RECORD	PCT. RANK	GAMES	SCHEDULE	OF SCHEDULE	RPI	RPI	RPI	RPI
DIV. I ONLY	5- 4	144	1- 0	114	118	149	149	9	9	
DIV. I NON-CONF.	5- 4	143	1- 0	114	119	148	148	9	9	
TOTALS	RPI 1-25	RPI 26-50	W-L RECORDS	RPI 51-100	RPI 101-150	RPI 150+				
5- 4	0- 1	0- 2	OVERALL	0- 0	1- 1	4- 0				
4- 2	0- 1	0- 1	HOME	0- 0	1- 0	3- 0				
1- 0	0- 0	0- 0	AWAY	0- 0	0- 0	1- 0				
0- 2	0- 0	0- 1	NEUTRAL	0- 0	0- 1	0- 0				
5- 4	0- 1	0- 2	NON-CONFERENCE	0- 0	1- 1	4- 0				
4- 2	0- 1	0- 1	HOME	0- 0	1- 0	3- 0				
1- 0	0- 0	0- 0	AWAY	0- 0	0- 0	1- 0				
0- 2	0- 0	0- 1	NEUTRAL	0- 0	0- 1	0- 0				
0- 0	0- 0	0- 0	CONFERENCE	0- 0	0- 0	0- 0				
0- 0	0- 0	0- 0	HOME	0- 0	0- 0	0- 0				
0- 0	0- 0	0- 0	AWAY	0- 0	0- 0	0- 0				
0- 0	0- 0	0- 0	NEUTRAL	0- 0	0- 0	0- 0				

RPI 1-25				RPI 26-50				RPI 51-100				RPI 101+ Team's RPI: 149			
RPI	S	Opponent	Score	RPI	S	Opponent	Score	RPI	S	Opponent	Score	RPI	S	Opponent	Score
12	H	Ohio St.	73 78	26	N	Iowa	61 69					128	H	Ball St.	63 56
				37	H	Saint Louis	50 60					134	N	Bucknell	48 56
												153	H	Miami (OH)	98 68
												194	H	Utah	68 62
												243	A	VCU	58 56
												297	H	Chattanooga	72 53
LAST 12 Division I GAMES:															
153	H	Miami (OH)	98 68	26	N	Iowa	61 69	297	H	Chattanooga	72 53	12	H	Ohio St.	73 78
243	A	VCU	58 56					128	H	Ball St.	63 56	37	H	Saint Louis	50 60
134	N	Bucknell	48 56					194	H	Utah	68 62				

Non-Div I Games:

Cincinnati

Average RPI Win:	244	WON-LOST	WINNING	LAST 10	STRENGTH OF	OPP. STRENGTH	TEAM	ADJ.	CONF.	ADJ CONF.
Average RPI Loss:	97	RECORD	PCT. RANK	GAMES	SCHEDULE	OF SCHEDULE	RPI	RPI	RPI	RPI
DIV. I ONLY	3- 7	248	0- 1	41	211	191	191	3	3	
DIV. I NON-CONF.	3- 6	231	0- 0	81	214	209	209	3	3	
TOTALS	RPI 1-25	RPI 26-50	W-L RECORDS	RPI 51-100	RPI 101-150	RPI 150+				
3- 7	0- 2	0- 2	OVERALL	1- 0	0- 1	2- 2				
2- 4	0- 2	0- 0	HOME	1- 0	0- 1	1- 1				
0- 2	0- 0	0- 1	AWAY	0- 0	0- 0	0- 1				
1- 1	0- 0	0- 1	NEUTRAL	0- 0	0- 0	1- 0				
3- 6	0- 1	0- 2	NON-CONFERENCE	1- 0	0- 1	2- 2				
2- 3	0- 1	0- 0	HOME	1- 0	0- 1	1- 1				
0- 2	0- 0	0- 1	AWAY	0- 0	0- 0	0- 1				
1- 1	0- 0	0- 1	NEUTRAL	0- 0	0- 0	1- 0				
0- 1	0- 1	0- 0	CONFERENCE	0- 0	0- 0	0- 0				
0- 1	0- 1	0- 0	HOME	0- 0	0- 0	0- 0				
0- 0	0- 0	0- 0	AWAY	0- 0	0- 0	0- 0				
0- 0	0- 0	0- 0	NEUTRAL	0- 0	0- 0	0- 0				

RPI 1-25				RPI 26-50				RPI 51-100				RPI 101+ Team's RPI: 191			
RPI	S	Opponent	Score	RPI	S	Opponent	Score	RPI	S	Opponent	Score	RPI	S	Opponent	Score
18	H	South Carolina	48 84	26	A	Iowa	60 74	98	H	Furman	77 71	119	H	Alabama	54 67
23	H	Florida St.	64 81	42	N	Maryland	44 63					181	H	Navy	52 65
												272	A	Penn St.	55 68
												317	H	Alabama St.	76 43
												318	N	Alcorn	77 46
LAST 12 Division I GAMES:															
23	H	Florida St.	64 81	317	H	Alabama St.	76 43								
26	A	Iowa	60 74	119	H	Alabama	54 67								
318	N	Alcorn	77 46	181	H	Navy	52 65								
42	N	Maryland	44 63	98	H	Furman	77 71								
18	H	South Carolina	48 84												
272	A	Penn St.	55 68												

Non-Div I Games:

Clemson

■ Loss,
 ■ Non-Conf,
 S Site,
 ■ Home
 ■ Away
 N Neutral

Average RPI Win: 270		WON-LOST	WINNING	LAST 10	STRENGTH OF	OPP. STRENGTH	TEAM	ADJ.	CONF.	ADJ CONF.
Average RPI Loss: 112		RECORD	PCT. RANK	GAMES	SCHEDULE	OF SCHEDULE	RPI	RPI	RPI	RPI
DIV. I ONLY		7- 1	28	1- 0	340	112	147	147	16	16
DIV. I NON-CONF.		7- 1	28	1- 0	340	113	146	146	16	16
TOTALS	RPI 1-25	RPI 26-50		W-L RECORDS	RPI 51-100		RPI 101-150	RPI 150+		
7- 1	0- 0	0- 0		OVERALL	0- 0		0- 1	7- 0		
1- 0	0- 0	0- 0		HOME	0- 0		0- 0	1- 0		
6- 1	0- 0	0- 0		AWAY	0- 0		0- 1	6- 0		
0- 0	0- 0	0- 0		NEUTRAL	0- 0		0- 0	0- 0		
7- 1	0- 0	0- 0		NON-CONFERENCE	0- 0		0- 1	7- 0		
1- 0	0- 0	0- 0		HOME	0- 0		0- 0	1- 0		
6- 1	0- 0	0- 0		AWAY	0- 0		0- 1	6- 0		
0- 0	0- 0	0- 0		NEUTRAL	0- 0		0- 0	0- 0		
0- 0	0- 0	0- 0		CONFERENCE	0- 0		0- 0	0- 0		
0- 0	0- 0	0- 0		HOME	0- 0		0- 0	0- 0		
0- 0	0- 0	0- 0		AWAY	0- 0		0- 0	0- 0		
0- 0	0- 0	0- 0		NEUTRAL	0- 0		0- 0	0- 0		

RPI 1-25				RPI 26-50				RPI 51-100				RPI 101+ Team's RPI: 147			
RPI	S	Opponent	Score	RPI	S	Opponent	Score	RPI	S	Opponent	Score	RPI	S	Opponent	Score
												112	A	Bowling Green	62 89
												166	H	Akron	66 62
												174	A	Delaware St.	57 49
												278	A	ETSU	62 54
												294	A	St. Bonaventure	65 62
												309	A	Western Caro.	68 61
												333	A	Hofstra	61 51
												335	A	LIU Brooklyn	79 49
LAST 12 Division I GAMES:															
				174	A	Delaware St.	57 49	278	A	ETSU	62 54				
				166	H	Akron	66 62	309	A	Western Caro.	68 61				
				294	A	St. Bonaventure	65 62								
				333	A	Hofstra	61 51								
				335	A	LIU Brooklyn	79 49								
				112	A	Bowling Green	62 89								

Non-Div I Games:	Davis & Elkins	110	41
------------------	----------------	-----	----

Cleveland St.

■ Loss, ■ Non-Conf, S Site, H Home A Away N Neutral

Average RPI Win: 242		WON-LOST	WINNING	LAST 10	STRENGTH OF	OPP. STRENGTH	TEAM	ADJ.	CONF.	ADJ CONF.
Average RPI Loss: 48		RECORD	PCT. RANK	GAMES	SCHEDULE	OF SCHEDULE	RPI	RPI	RPI	RPI
DIV. I ONLY		6- 1	42	1- 0	312	88	133	133	22	22
DIV. I NON-CONF.		6- 1	42	1- 0	312	87	132	132	22	22
TOTALS	RPI 1-25	RPI 26-50		W-L RECORDS	RPI 51-100		RPI 101-150	RPI 150+		
6- 1	0- 0	0- 1		OVERALL	0- 0		1- 0	5- 0		
3- 1	0- 0	0- 1		HOME	0- 0		1- 0	2- 0		
3- 0	0- 0	0- 0		AWAY	0- 0		0- 0	3- 0		
0- 0	0- 0	0- 0		NEUTRAL	0- 0		0- 0	0- 0		
6- 1	0- 0	0- 1		NON-CONFERENCE	0- 0		1- 0	5- 0		
3- 1	0- 0	0- 1		HOME	0- 0		1- 0	2- 0		
3- 0	0- 0	0- 0		AWAY	0- 0		0- 0	3- 0		
0- 0	0- 0	0- 0		NEUTRAL	0- 0		0- 0	0- 0		
0- 0	0- 0	0- 0		CONFERENCE	0- 0		0- 0	0- 0		
0- 0	0- 0	0- 0		HOME	0- 0		0- 0	0- 0		
0- 0	0- 0	0- 0		AWAY	0- 0		0- 0	0- 0		
0- 0	0- 0	0- 0		NEUTRAL	0- 0		0- 0	0- 0		

RPI 1-25				RPI 26-50				RPI 51-100				RPI 101+ Team's RPI: 133			
RPI	S	Opponent	Score	RPI	S	Opponent	Score	RPI	S	Opponent	Score	RPI	S	Opponent	Score
				48	H	Richmond	67 79					113	H	UNC Greensboro	63 54
												167	H	George Mason	74 59
												265	H	Ark.-Pine Bluff	76 69
												277	A	UNCW	62 43
												309	A	Western Caro.	66 43
												320	A	Wofford	78 73
LAST 12 Division I GAMES:															
				265	H	Ark.-Pine Bluff	76 69					277	A	UNCW	62 43
												167	H	George Mason	74 59
												48	H	Richmond	67 79
												309	A	Western Caro.	66 43
												320	A	Wofford	78 73
												113	H	UNC Greensboro	63 54

Non-Div I Games:	UNC Pembroke	86	44
------------------	--------------	----	----

Coastal Caro.

■ Loss, ■ Non-Conf, S Site, H Home A Away N Neutral

Average RPI Win:	328	WON-LOST	WINNING	LAST 10	STRENGTH OF	OPP. STRENGTH	TEAM	ADJ.	CONF.	ADJ CONF.
Average RPI Loss:	217	RECORD	PCT. RANK	GAMES	SCHEDULE	OF SCHEDULE	RPI	RPI	RPI	RPI
DIV. I ONLY	4- 3	129	1- 0	348	304	301	301	18	18	
DIV. I NON-CONF.	4- 3	130	1- 0	348	306	301	301	18	18	
TOTALS	RPI 1-25	RPI 26-50	W-L RECORDS	RPI 51-100	RPI 101-150	RPI 150+				
4- 3	0- 0	0- 0	OVERALL	0- 0	0- 0	4- 3				
1- 1	0- 0	0- 0	HOME	0- 0	0- 0	1- 1				
3- 2	0- 0	0- 0	AWAY	0- 0	0- 0	3- 2				
0- 0	0- 0	0- 0	NEUTRAL	0- 0	0- 0	0- 0				
4- 3	0- 0	0- 0	NON-CONFERENCE	0- 0	0- 0	4- 3				
1- 1	0- 0	0- 0	HOME	0- 0	0- 0	1- 1				
3- 2	0- 0	0- 0	AWAY	0- 0	0- 0	3- 2				
0- 0	0- 0	0- 0	NEUTRAL	0- 0	0- 0	0- 0				
0- 0	0- 0	0- 0	CONFERENCE	0- 0	0- 0	0- 0				
0- 0	0- 0	0- 0	HOME	0- 0	0- 0	0- 0				
0- 0	0- 0	0- 0	AWAY	0- 0	0- 0	0- 0				
0- 0	0- 0	0- 0	NEUTRAL	0- 0	0- 0	0- 0				

RPI 1-25			RPI 26-50			RPI 51-100			RPI 101+			Team's RPI: 301
RPI	S	Opponent	Score	RPI	S	Opponent	Score	RPI	S	Opponent	Score	
								167	H	George Mason	61	72
								207	A	Wake Forest	50	106
								276	A	Presbyterian	54	58
								296	A	High Point	79	70
								331	H	N.C. Central	85	78
								341	A	Winthrop	84	73
								344	A	South Carolina St.	76	55
LAST 12 Division I GAMES:												
341	A	Winthrop	84	73	207	A	Wake Forest	50	106			
276	A	Presbyterian	54	58	167	H	George Mason	61	72			
344	A	South Carolina St.	76	55								
331	H	N.C. Central	85	78								
296	A	High Point	79	70								

Non-Div I Games: Coker 82 57

Col. of Charleston

■ Loss,
 ■ Non-Conf, S Site,
 ■ Home
 ■ Away
 N Neutral

Average RPI Win: 198		WON-LOST	WINNING	LAST 10	STRENGTH OF	OPP. STRENGTH	TEAM	ADJ.	CONF.	ADJ CONF.
Average RPI Loss: 55		RECORD	PCT. RANK	GAMES	SCHEDULE	OF SCHEDULE	RPI	RPI	RPI	RPI
DIV. I ONLY		7- 3	79	0- 1	169	53	57	57	15	15
DIV. I NON-CONF.		7- 3	80	0- 1	168	53	58	58	15	15
TOTALS	RPI 1-25	RPI 26-50		W-L RECORDS		RPI 51-100	RPI 101-150	RPI 150+		
7- 3	0- 1	0- 1		OVERALL		1- 0	1- 1	5- 0		
4- 0	0- 0	0- 0		HOME		1- 0	0- 0	3- 0		
3- 3	0- 1	0- 1		AWAY		0- 0	1- 1	2- 0		
0- 0	0- 0	0- 0		NEUTRAL		0- 0	0- 0	0- 0		
7- 3	0- 1	0- 1		NON-CONFERENCE		1- 0	1- 1	5- 0		
4- 0	0- 0	0- 0		HOME		1- 0	0- 0	3- 0		
3- 3	0- 1	0- 1		AWAY		0- 0	1- 1	2- 0		
0- 0	0- 0	0- 0		NEUTRAL		0- 0	0- 0	0- 0		
0- 0	0- 0	0- 0		CONFERENCE		0- 0	0- 0	0- 0		
0- 0	0- 0	0- 0		HOME		0- 0	0- 0	0- 0		
0- 0	0- 0	0- 0		AWAY		0- 0	0- 0	0- 0		
0- 0	0- 0	0- 0		NEUTRAL		0- 0	0- 0	0- 0		

RPI 1-25				RPI 26-50				RPI 51-100				RPI 101+			
RPI	S	Opponent	Score	RPI	S	Opponent	Score	RPI	S	Opponent	Score	RPI	S	Opponent	Score
10	A	Northwestern	44 73	37	A	Saint Louis	51 61	61	H	Yale	70 67	107	A	Cornell	62 58
												119	A	Alabama	52 72
												195	H	Siena	88 51
												226	H	UMass Lowell	73 51
												228	H	Niagara	85 72
												241	A	NJIT	79 52
												329	A	Canisius	90 69
LAST 12 Division I GAMES:															
				37	A	Saint Louis	51 61	119	A	Alabama	52 72				
				329	A	Canisius	90 69	195	H	Siena	88 51				
				61	H	Yale	70 67	228	H	Niagara	85 72				
				107	A	Cornell	62 58	10	A	Northwestern	44 73				
				226	H	UMass Lowell	73 51								
				241	A	NJIT	79 52								

Non-Div I Games:

Colgate

■ Loss, ■ Non-Conf, S Site, H Home A Away N Neutral

Average RPI Win: 182		WON-LOST	WINNING	LAST 10	STRENGTH OF	OPP. STRENGTH	TEAM	ADJ.	CONF.	ADJ CONF.
Average RPI Loss: 0		RECORD	PCT. RANK	GAMES	SCHEDULE	OF SCHEDULE	RPI	RPI	RPI	RPI
DIV. I ONLY		8- 0	1	1- 0	262	56	44	44	1	1
DIV. I NON-CONF.		8- 0	1	1- 0	261	56	44	44	1	1
TOTALS	RPI 1-25	RPI 26-50		W-L RECORDS		RPI 51-100	RPI 101-150	RPI 150+		
8- 0	0- 0	0- 0		OVERALL		2- 0	1- 0	5- 0		
5- 0	0- 0	0- 0		HOME		2- 0	0- 0	3- 0		
3- 0	0- 0	0- 0		AWAY		0- 0	1- 0	2- 0		
0- 0	0- 0	0- 0		NEUTRAL		0- 0	0- 0	0- 0		
8- 0	0- 0	0- 0		NON-CONFERENCE		2- 0	1- 0	5- 0		
5- 0	0- 0	0- 0		HOME		2- 0	0- 0	3- 0		
3- 0	0- 0	0- 0		AWAY		0- 0	1- 0	2- 0		
0- 0	0- 0	0- 0		NEUTRAL		0- 0	0- 0	0- 0		
0- 0	0- 0	0- 0		CONFERENCE		0- 0	0- 0	0- 0		
0- 0	0- 0	0- 0		HOME		0- 0	0- 0	0- 0		
0- 0	0- 0	0- 0		AWAY		0- 0	0- 0	0- 0		
0- 0	0- 0	0- 0		NEUTRAL		0- 0	0- 0	0- 0		

[illegible]

Non-Div I Games:

Colorado

■ Loss, ■ Non-Conf, S Site, H Home A Away N Neutral

Average RPI Win:	269	WON-LOST	WINNING	LAST 10	STRENGTH OF	OPP. STRENGTH	TEAM	ADJ.	CONF.	ADJ CONF.
Average RPI Loss:	139	RECORD	PCT. RANK	GAMES	SCHEDULE	OF SCHEDULE	RPI	RPI	RPI	RPI
DIV. I ONLY	3- 5	222	0- 1	289	218	293	293	20	20	
DIV. I NON-CONF.	3- 3	160	0- 0	269	261	254	254	21	21	
TOTALS	RPI 1-25	RPI 26-50	W-L RECORDS	RPI 51-100	RPI 101-150	RPI 150+				
3- 5	0- 0	0- 1	OVERALL	0- 1	0- 1	3- 2				
2- 3	0- 0	0- 1	HOME	0- 1	0- 0	2- 1				
1- 2	0- 0	0- 0	AWAY	0- 0	0- 1	1- 1				
0- 0	0- 0	0- 0	NEUTRAL	0- 0	0- 0	0- 0				
3- 3	0- 0	0- 1	NON-CONFERENCE	0- 0	0- 1	3- 1				
2- 2	0- 0	0- 1	HOME	0- 0	0- 0	2- 1				
1- 1	0- 0	0- 0	AWAY	0- 0	0- 1	1- 0				
0- 0	0- 0	0- 0	NEUTRAL	0- 0	0- 0	0- 0				
0- 2	0- 0	0- 0	CONFERENCE	0- 1	0- 0	0- 1				
0- 1	0- 0	0- 0	HOME	0- 1	0- 0	0- 0				
0- 1	0- 0	0- 0	AWAY	0- 0	0- 0	0- 1				
0- 0	0- 0	0- 0	NEUTRAL	0- 0	0- 0	0- 0				

RPI 1-25			RPI 26-50			RPI 51-100			RPI 101+			Team's RPI: 293
RPI	S	Opponent	Score	RPI	S	Opponent	Score	RPI	S	Opponent	Score	
				44	H	Colorado	75 79	65	H	Boise St.	69 72	
								116	A	Idaho	54 61	
								158	H	Northern Ill.	75 80	
								200	A	Northern Colo.	75 58	
								258	H	UC Riverside	52 40	
								311	A	San Diego St.	49 59	
								349	H	Incarnate Word	75 47	
LAST 12 Division I GAMES:												
				65	H	Boise St.	69 72	44	H	Colorado	75 79	
				311	A	San Diego St.	49 59	158	H	Northern Ill.	75 80	
				258	H	UC Riverside	52 40	116	A	Idaho	54 61	
				349	H	Incarnate Word	75 47	200	A	Northern Colo.	75 58	

Non-Div I Games: Western St. 56 47 Chadron St. 102 51

Colorado St.

Average RPI Win:	190	WON-LOST	WINNING	LAST 10	STRENGTH OF	OPP. STRENGTH	TEAM	ADJ.	CONF.	ADJ CONF.
Average RPI Loss:	190	RECORD	PCT. RANK	GAMES	SCHEDULE	OF SCHEDULE	RPI	RPI	RPI	RPI
DIV. I ONLY	5- 3	105	1- 0	269	164	169	169	8	8	
DIV. I NON-CONF.	5- 3	104	1- 0	270	163	166	166	8	8	
TOTALS	RPI 1-25	RPI 26-50	W-L RECORDS	RPI 51-100	RPI 101-150	RPI 150+				
5- 3	0- 0	0- 0	OVERALL	0- 1	1- 0	4- 2				
3- 1	0- 0	0- 0	HOME	0- 0	1- 0	2- 1				
2- 2	0- 0	0- 0	AWAY	0- 1	0- 0	2- 1				
0- 0	0- 0	0- 0	NEUTRAL	0- 0	0- 0	0- 0				
5- 3	0- 0	0- 0	NON-CONFERENCE	0- 1	1- 0	4- 2				
3- 1	0- 0	0- 0	HOME	0- 0	1- 0	2- 1				
2- 2	0- 0	0- 0	AWAY	0- 1	0- 0	2- 1				
0- 0	0- 0	0- 0	NEUTRAL	0- 0	0- 0	0- 0				
0- 0	0- 0	0- 0	CONFERENCE	0- 0	0- 0	0- 0				
0- 0	0- 0	0- 0	HOME	0- 0	0- 0	0- 0				
0- 0	0- 0	0- 0	AWAY	0- 0	0- 0	0- 0				
0- 0	0- 0	0- 0	NEUTRAL	0- 0	0- 0	0- 0				

RPI 1-25				RPI 26-50				RPI 51-100				RPI 101+				Team's RPI: 169	
RPI	S	Opponent	Score	RPI	S	Opponent	Score	RPI	S	Opponent	Score	RPI	S	Opponent	Score		
								94	A	Buffalo	75	82	130	H	Fordham	70	51
													161	A	Robert Morris	61	59
													176	H	Milwaukee	74	46
													189	H	Saint Joseph's	57	71
													221	H	Georgetown	54	49
													261	A	Army West Point	71	62
													287	A	Albany (NY)	78	82
LAST 12 Division I GAMES:																	
				261	A	Army West Point	71	62					221	H	Georgetown	54	49
				161	A	Robert Morris	61	59					176	H	Milwaukee	74	46
				94	A	Buffalo	75	82									
				130	H	Fordham	70	51									
				189	H	Saint Joseph's	57	71									
				287	A	Albany (NY)	78	82									

Non-Div I Games:

Columbia

Average RPI Win:	0	WON-LOST	WINNING	LAST 10	STRENGTH OF	OPP. STRENGTH	TEAM	ADJ.	CONF.	ADJ CONF.
Average RPI Loss:	147	RECORD	PCT. RANK	GAMES	SCHEDULE	OF SCHEDULE	RPI	RPI	RPI	RPI
DIV. I ONLY	0- 9	333	0- 1	108	261	308	308	31	31	
DIV. I NON-CONF.	0- 9	333	0- 1	108	260	308	308	31	31	
TOTALS	RPI 1-25	RPI 26-50	W-L RECORDS	RPI 51-100	RPI 101-150	RPI 150+				
0- 9	0- 2	0- 1	OVERALL	0- 2	0- 1	0- 3				
0- 1	0- 0	0- 0	HOME	0- 0	0- 0	0- 1				
0- 8	0- 2	0- 1	AWAY	0- 2	0- 1	0- 2				
0- 0	0- 0	0- 0	NEUTRAL	0- 0	0- 0	0- 0				
0- 9	0- 2	0- 1	NON-CONFERENCE	0- 2	0- 1	0- 3				
0- 1	0- 0	0- 0	HOME	0- 0	0- 0	0- 1				
0- 8	0- 2	0- 1	AWAY	0- 2	0- 1	0- 2				
0- 0	0- 0	0- 0	NEUTRAL	0- 0	0- 0	0- 0				
0- 0	0- 0	0- 0	CONFERENCE	0- 0	0- 0	0- 0				
0- 0	0- 0	0- 0	HOME	0- 0	0- 0	0- 0				
0- 0	0- 0	0- 0	AWAY	0- 0	0- 0	0- 0				
0- 0	0- 0	0- 0	NEUTRAL	0- 0	0- 0	0- 0				

RPI 1-25				RPI 26-50				RPI 51-100				RPI 101+ Team's RPI: 308			
RPI	S	Opponent	Score	RPI	S	Opponent	Score	RPI	S	Opponent	Score	RPI	S	Opponent	Score
14	A	South Dakota	44 82	49	A	South Dakota St.	41 94	60	A	West Virginia	47 82	138	A	La Salle	46 79
24	A	Rutgers	33 107					82	A	George Washington	35 54	307	H	Saint Peter's	57 82
												316	A	Marshall	47 60
												330	A	UMBC	48 71
LAST 12 Division I GAMES:															
307	H	Saint Peter's	57 82	14	A	South Dakota	44 82	49	A	South Dakota St.	41 94	138	A	La Salle	46 79
330	A	UMBC	48 71	82	A	George Washington	35 54	60	A	West Virginia	47 82	316	A	Marshall	47 60
24	A	Rutgers	33 107												

Non-Div I Games:

Coppin St.

Average RPI Win:	231	WON-LOST	WINNING	LAST 10	STRENGTH OF	OPP. STRENGTH	TEAM	ADJ.	CONF.	ADJ CONF.
Average RPI Loss:	65	RECORD	PCT. RANK	GAMES	SCHEDULE	OF SCHEDULE	RPI	RPI	RPI	RPI
DIV. I ONLY	5- 3	105	0- 1	126	180	107	107	8	8	
DIV. I NON-CONF.	5- 3	104	0- 1	126	177	107	107	8	8	
TOTALS	RPI 1-25	RPI 26-50	W-L RECORDS	RPI 51-100	RPI 101-150	RPI 150+				
5- 3	0- 0	0- 1	OVERALL	0- 1	0- 1	5- 0				
2- 2	0- 0	0- 0	HOME	0- 1	0- 1	2- 0				
3- 1	0- 0	0- 1	AWAY	0- 0	0- 0	3- 0				
0- 0	0- 0	0- 0	NEUTRAL	0- 0	0- 0	0- 0				
5- 3	0- 0	0- 1	NON-CONFERENCE	0- 1	0- 1	5- 0				
2- 2	0- 0	0- 0	HOME	0- 1	0- 1	2- 0				
3- 1	0- 0	0- 1	AWAY	0- 0	0- 0	3- 0				
0- 0	0- 0	0- 0	NEUTRAL	0- 0	0- 0	0- 0				
0- 0	0- 0	0- 0	CONFERENCE	0- 0	0- 0	0- 0				
0- 0	0- 0	0- 0	HOME	0- 0	0- 0	0- 0				
0- 0	0- 0	0- 0	AWAY	0- 0	0- 0	0- 0				
0- 0	0- 0	0- 0	NEUTRAL	0- 0	0- 0	0- 0				

RPI 1-25			RPI 26-50			RPI 51-100			RPI 101+			Team's RPI: 107
RPI	S	Opponent	Score	RPI	S	Opponent	Score	RPI	S	Opponent	Score	
				30	A	TCU	49 59	57	H	Colgate	58 62	
								108	H	Binghamton	56 59	
								174	A	Delaware St.	77 51	
								226	A	UMass Lowell	70 56	
								228	H	Niagara	82 59	
								241	H	NJIT	68 44	
								287	A	Albany (NY)	71 51	
LAST 12 Division I GAMES:												
108	H	Binghamton	56 59	228	H	Niagara	82 59					
226	A	UMass Lowell	70 56	241	H	NJIT	68 44					
174	A	Delaware St.	77 51	57	H	Colgate	58 62					
				30	A	TCU	49 59					
				287	A	Albany (NY)	71 51					

Non-Div I Games:

Cornell

Average RPI Win:	125	WON-LOST	WINNING	LAST 10	STRENGTH OF	OPP. STRENGTH	TEAM	ADJ.	CONF.	ADJ CONF.
Average RPI Loss:	16	RECORD	PCT. RANK	GAMES	SCHEDULE	OF SCHEDULE	RPI	RPI	RPI	RPI
DIV. I ONLY	7- 2	50	1- 0	18	51	9	9	6	6	
DIV. I NON-CONF.	7- 2	51	1- 0	17	51	9	9	6	6	
TOTALS	RPI 1-25	RPI 26-50	W-L RECORDS	RPI 51-100	RPI 101-150	RPI 150+				
7- 2	0- 2	1- 0	OVERALL	4- 0	0- 0	2- 0				
3- 0	0- 0	1- 0	HOME	1- 0	0- 0	1- 0				
2- 2	0- 2	0- 0	AWAY	1- 0	0- 0	1- 0				
2- 0	0- 0	0- 0	NEUTRAL	2- 0	0- 0	0- 0				
7- 2	0- 2	1- 0	NON-CONFERENCE	4- 0	0- 0	2- 0				
3- 0	0- 0	1- 0	HOME	1- 0	0- 0	1- 0				
2- 2	0- 2	0- 0	AWAY	1- 0	0- 0	1- 0				
2- 0	0- 0	0- 0	NEUTRAL	2- 0	0- 0	0- 0				
0- 0	0- 0	0- 0	CONFERENCE	0- 0	0- 0	0- 0				
0- 0	0- 0	0- 0	HOME	0- 0	0- 0	0- 0				
0- 0	0- 0	0- 0	AWAY	0- 0	0- 0	0- 0				
0- 0	0- 0	0- 0	NEUTRAL	0- 0	0- 0	0- 0				

RPI 1-25				Team's RPI: 9				RPI 26-50				RPI 51-100				RPI 101+			
RPI	S	Opponent	Score		RPI	S	Opponent	Score		RPI	S	Opponent	Score		RPI	S	Opponent	Score	
14	A	South Dakota	65	72	49	H	South Dakota St.	61	48	58	H	UNI	57	54	262	A	Omaha	67	54
17	A	Drake	53	63						60	N	West Virginia	82	75	285	H	North Dakota St.	70	59
										77	N	Temple	69	59					
										81	A	Nebraska	79	74					
LAST 12 Division I GAMES:																			
14	A	South Dakota	65	72	58	H	UNI	57	54										
77	N	Temple	69	59	49	H	South Dakota St.	61	48										
60	N	West Virginia	82	75	262	A	Omaha	67	54										
81	A	Nebraska	79	74															
285	H	North Dakota St.	70	59															
17	A	Drake	53	63															

Non-Div I Games:

Creighton

■ Loss,
 ■ Non-Conf, S Site,
 ■ Home
 ■ Away
 N Neutral

Average RPI Win:	215	WON-LOST	WINNING	LAST 10	STRENGTH OF	OPP. STRENGTH	TEAM	ADJ.	CONF.	ADJ CONF.
Average RPI Loss:	111	RECORD	PCT. RANK	GAMES	SCHEDULE	OF SCHEDULE	RPI	RPI	RPI	RPI
DIV. I ONLY	3- 3	160	0- 1	69	171	83	83	8	8	
DIV. I NON-CONF.	3- 3	160	0- 1	68	169	83	83	8	8	
TOTALS	RPI 1-25	RPI 26-50	W-L RECORDS	RPI 51-100	RPI 101-150	RPI 150+				
3- 3	0- 1	0- 0	OVERALL	0- 1	0- 0	3- 1				
2- 0	0- 0	0- 0	HOME	0- 0	0- 0	2- 0				
1- 3	0- 1	0- 0	AWAY	0- 1	0- 0	1- 1				
0- 0	0- 0	0- 0	NEUTRAL	0- 0	0- 0	0- 0				
3- 3	0- 1	0- 0	NON-CONFERENCE	0- 1	0- 0	3- 1				
2- 0	0- 0	0- 0	HOME	0- 0	0- 0	2- 0				
1- 3	0- 1	0- 0	AWAY	0- 1	0- 0	1- 1				
0- 0	0- 0	0- 0	NEUTRAL	0- 0	0- 0	0- 0				
0- 0	0- 0	0- 0	CONFERENCE	0- 0	0- 0	0- 0				
0- 0	0- 0	0- 0	HOME	0- 0	0- 0	0- 0				
0- 0	0- 0	0- 0	AWAY	0- 0	0- 0	0- 0				
0- 0	0- 0	0- 0	NEUTRAL	0- 0	0- 0	0- 0				

RPI 1-25				RPI 26-50				RPI 51-100				Team's RPI: 83				RPI 101+			
RPI	S	Opponent	Score	RPI	S	Opponent	Score	RPI	S	Opponent	Score	RPI	S	Opponent	Score	RPI	S	Opponent	Score
10	A	Northwestern	37 79					71	A	Loyola Chicago	40 61	157	H	Merrimack	57 52	233	A	Fairfield	52 51
												252	A	Manhattan	58 70	255	H	Vermont	72 55
LAST 12 Division I GAMES:																			
157	H	Merrimack	57 52	10	A	Northwestern	37 79	71	A	Loyola Chicago	40 61								
255	H	Vermont	72 55					252	A	Manhattan	58 70	233	A	Fairfield	52 51				

Non-Div I Games:

Dartmouth

Average RPI Win:	235	WON-LOST	WINNING	LAST 10	STRENGTH OF	OPP. STRENGTH	TEAM	ADJ.	CONF.	ADJ CONF.
Average RPI Loss:	43	RECORD	PCT. RANK	GAMES	SCHEDULE	OF SCHEDULE	RPI	RPI	RPI	RPI
DIV. I ONLY	6- 3	85	2- 0	253	36	88	88	10	10	
DIV. I NON-CONF.	6- 3	83	2- 0	253	36	90	90	10	10	
TOTALS	RPI 1-25	RPI 26-50	W-L RECORDS	RPI 51-100	RPI 101-150	RPI 150+				
6- 3	0- 1	0- 1	OVERALL	0- 1	1- 0	5- 0				
2- 0	0- 0	0- 0	HOME	0- 0	0- 0	2- 0				
3- 3	0- 1	0- 1	AWAY	0- 1	1- 0	2- 0				
1- 0	0- 0	0- 0	NEUTRAL	0- 0	0- 0	1- 0				
6- 3	0- 1	0- 1	NON-CONFERENCE	0- 1	1- 0	5- 0				
2- 0	0- 0	0- 0	HOME	0- 0	0- 0	2- 0				
3- 3	0- 1	0- 1	AWAY	0- 1	1- 0	2- 0				
1- 0	0- 0	0- 0	NEUTRAL	0- 0	0- 0	1- 0				
0- 0	0- 0	0- 0	CONFERENCE	0- 0	0- 0	0- 0				
0- 0	0- 0	0- 0	HOME	0- 0	0- 0	0- 0				
0- 0	0- 0	0- 0	AWAY	0- 0	0- 0	0- 0				
0- 0	0- 0	0- 0	NEUTRAL	0- 0	0- 0	0- 0				

RPI 1-25				RPI 26-50				RPI 51-100				Team's RPI: 88	RPI 101+			
RPI	S	Opponent	Score	RPI	S	Opponent	Score	RPI	S	Opponent	Score		RPI	S	Opponent	Score
20	A	Duke	52 82	46	A	Virginia Tech	68 88	62	A	Drexel	63 74		121	A	UMKC	74 64
													183	N	UC Irvine	78 72
													221	H	Georgetown	66 52
													278	A	ETSU	75 60
													296	A	High Point	73 63
													309	H	Western Caro.	101 51
LAST 12 Division I GAMES:																
183	N	UC Irvine	78 72	20	A	Duke	52 82	46	A	Virginia Tech	68 88		62	A	Drexel	63 74
121	A	UMKC	74 64	309	H	Western Caro.	101 51	221	H	Georgetown	66 52					
296	A	High Point	73 63													
278	A	ETSU	75 60													

Non-Div I Games: Newberry 75 46

Davidson

Average RPI Win:	259	WON-LOST	WINNING	LAST 10	STRENGTH OF	OPP. STRENGTH	TEAM	ADJ.	CONF.	ADJ CONF.
Average RPI Loss:	48	RECORD	PCT. RANK	GAMES	SCHEDULE	OF SCHEDULE	RPI	RPI	RPI	RPI
DIV. I ONLY	5- 5	160	1- 1	157	54	151	151	10	10	
DIV. I NON-CONF.	5- 5	160	1- 1	157	54	150	150	10	10	
TOTALS	RPI 1-25	RPI 26-50	W-L RECORDS	RPI 51-100	RPI 101-150	RPI 150+				
5- 5	0- 3	0- 0	OVERALL	0- 0	0- 2	5- 0				
2- 2	0- 2	0- 0	HOME	0- 0	0- 0	2- 0				
2- 1	0- 0	0- 0	AWAY	0- 0	0- 1	2- 0				
1- 2	0- 1	0- 0	NEUTRAL	0- 0	0- 1	1- 0				
5- 5	0- 3	0- 0	NON-CONFERENCE	0- 0	0- 2	5- 0				
2- 2	0- 2	0- 0	HOME	0- 0	0- 0	2- 0				
2- 1	0- 0	0- 0	AWAY	0- 0	0- 1	2- 0				
1- 2	0- 1	0- 0	NEUTRAL	0- 0	0- 1	1- 0				
0- 0	0- 0	0- 0	CONFERENCE	0- 0	0- 0	0- 0				
0- 0	0- 0	0- 0	HOME	0- 0	0- 0	0- 0				
0- 0	0- 0	0- 0	AWAY	0- 0	0- 0	0- 0				
0- 0	0- 0	0- 0	NEUTRAL	0- 0	0- 0	0- 0				

RPI	S	Opponent	Score	RPI	S	Opponent	Score	RPI	S	Opponent	Score	RPI	S	Opponent	Score	Team's RPI: 151
3	H	UConn	37 75									103	A	Central Mich.	80 81	
8	N	Gonzaga	65 76									110	N	Auburn	74 76	
18	H	South Carolina	49 75									188	A	Northeastern	71 60	
												220	N	Maine	78 49	
												283	A	Toledo	60 42	
												299	H	Lipscomb	82 60	
												305	H	Morehead St.	58 41	
LAST 12 Division I GAMES:																
220	N	Maine	78 49	110	N	Auburn	74 76									
305	H	Morehead St.	58 41	18	H	South Carolina	49 75									
8	N	Gonzaga	65 76	283	A	Toledo	60 42									
3	H	UConn	37 75	299	H	Lipscomb	82 60									
103	A	Central Mich.	80 81													
188	A	Northeastern	71 60													

Non-Div I Games:

Dayton

Average RPI Win:	112	WON-LOST	WINNING	LAST 10	STRENGTH OF	OPP. STRENGTH	TEAM	ADJ.	CONF.	ADJ CONF.
Average RPI Loss:	1	RECORD	PCT. RANK	GAMES	SCHEDULE	OF SCHEDULE	RPI	RPI	RPI	RPI
DIV. I ONLY	7- 1	28	1- 0	40	3	7	7	6	6	
DIV. I NON-CONF.	7- 1	28	1- 0	40	3	7	7	6	6	
TOTALS	RPI 1-25	RPI 26-50	W-L RECORDS	RPI 51-100	RPI 101-150	RPI 150+				
7- 1	1- 1	0- 0	OVERALL	3- 0	0- 0	3- 0				
5- 0	0- 0	0- 0	HOME	2- 0	0- 0	3- 0				
2- 1	1- 1	0- 0	AWAY	1- 0	0- 0	0- 0				
0- 0	0- 0	0- 0	NEUTRAL	0- 0	0- 0	0- 0				
7- 1	1- 1	0- 0	NON-CONFERENCE	3- 0	0- 0	3- 0				
5- 0	0- 0	0- 0	HOME	2- 0	0- 0	3- 0				
2- 1	1- 1	0- 0	AWAY	1- 0	0- 0	0- 0				
0- 0	0- 0	0- 0	NEUTRAL	0- 0	0- 0	0- 0				
0- 0	0- 0	0- 0	CONFERENCE	0- 0	0- 0	0- 0				
0- 0	0- 0	0- 0	HOME	0- 0	0- 0	0- 0				
0- 0	0- 0	0- 0	AWAY	0- 0	0- 0	0- 0				
0- 0	0- 0	0- 0	NEUTRAL	0- 0	0- 0	0- 0				

RPI	S	Opponent	Score	RPI	S	Opponent	Score	RPI	S	Opponent	Score	RPI	S	Opponent	Score
1	A	Oregon St.	77 98					62	H	Drexel	81 57	153	H	Miami (OH)	98 79
10	A	Northwestern	70 68					64	A	Green Bay	76 65	176	H	Milwaukee	94 65
								67	H	Miami (FL)	89 83	250	H	Arkansas St.	109 64
LAST 12 Division I GAMES:															
64	A	Green Bay	76 65	67	H	Miami (FL)	89 83								
10	A	Northwestern	70 68	62	H	Drexel	81 57								
176	H	Milwaukee	94 65	1	A	Oregon St.	77 98								
250	H	Arkansas St.	109 64												
153	H	Miami (OH)	98 79												

Non-Div I Games:

DePaul

Delaware

Through Games Of 12/8/19

Average RPI Win:	173	WON-LOST	WINNING	LAST 10	STRENGTH OF	OPP. STRENGTH	TEAM	ADJ.	CONF.	ADJ CONF.
Average RPI Loss:	126	RECORD	PCT. RANK	GAMES	SCHEDULE	OF SCHEDULE	RPI	RPI	RPI	RPI
DIV. I ONLY	3- 5	222	1- 0	222	46	210	210	18	18	
DIV. I NON-CONF.	3- 5	224	1- 0	221	46	210	210	18	18	
TOTALS	RPI 1-25	RPI 26-50	W-L RECORDS	RPI 51-100	RPI 101-150	RPI 150+				
3- 5	0- 0	0- 1	OVERALL	0- 1	1- 1	2- 2				
0- 3	0- 0	0- 0	HOME	0- 1	0- 0	0- 2				
2- 2	0- 0	0- 1	AWAY	0- 0	0- 1	2- 0				
1- 0	0- 0	0- 0	NEUTRAL	0- 0	1- 0	0- 0				
3- 5	0- 0	0- 1	NON-CONFERENCE	0- 1	1- 1	2- 2				
0- 3	0- 0	0- 0	HOME	0- 1	0- 0	0- 2				
2- 2	0- 0	0- 1	AWAY	0- 0	0- 1	2- 0				
1- 0	0- 0	0- 0	NEUTRAL	0- 0	1- 0	0- 0				
0- 0	0- 0	0- 0	CONFERENCE	0- 0	0- 0	0- 0				
0- 0	0- 0	0- 0	HOME	0- 0	0- 0	0- 0				
0- 0	0- 0	0- 0	AWAY	0- 0	0- 0	0- 0				
0- 0	0- 0	0- 0	NEUTRAL	0- 0	0- 0	0- 0				

RPI 1-25				RPI 26-50				RPI 51-100				RPI 101+				Team's RPI: 210	
RPI	S	Opponent	Score	RPI	S	Opponent	Score	RPI	S	Opponent	Score	RPI	S	Opponent	Score		
				42	A	Maryland	55 99	82	H	George Washington	49 63	111	A	UCF	49 75		
												123	N	Santa Clara	81 80		
												161	A	Robert Morris	73 62		
												174	H	Delaware St.	64 67		
												220	H	Maine	56 69		
												236	A	Cal St. Fullerton	72 55		
LAST 12 Division I GAMES:																	
				161	A	Robert Morris	73 62	82	H	George Washington	49 63						
				220	H	Maine	56 69	123	N	Santa Clara	81 80						
								236	A	Cal St. Fullerton	72 55						
								111	A	UCF	49 75						
								42	A	Maryland	55 99						
								174	H	Delaware St.	64 67						

Non-Div I Games:

Delaware

Loss, Non-Conf, S Site, H Home A Away N Neutral

Average RPI Win:	259	WON-LOST	WINNING	LAST 10	STRENGTH OF	OPP. STRENGTH	TEAM	ADJ.	CONF.	ADJ CONF.
Average RPI Loss:	123	RECORD	PCT. RANK	GAMES	SCHEDULE	OF SCHEDULE	RPI	RPI	RPI	RPI
DIV. I ONLY	2- 5	254	1- 0	11	349	174	174	31	31	
DIV. I NON-CONF.	2- 5	254	1- 0	11	349	172	172	31	31	
TOTALS	RPI 1-25	RPI 26-50	W-L RECORDS	RPI 51-100	RPI 101-150	RPI 150+				
2- 5	0- 0	0- 0	OVERALL	0- 1	0- 3	2- 1				
1- 5	0- 0	0- 0	HOME	0- 1	0- 3	1- 1				
1- 0	0- 0	0- 0	AWAY	0- 0	0- 0	1- 0				
0- 0	0- 0	0- 0	NEUTRAL	0- 0	0- 0	0- 0				
2- 5	0- 0	0- 0	NON-CONFERENCE	0- 1	0- 3	2- 1				
1- 5	0- 0	0- 0	HOME	0- 1	0- 3	1- 1				
1- 0	0- 0	0- 0	AWAY	0- 0	0- 0	1- 0				
0- 0	0- 0	0- 0	NEUTRAL	0- 0	0- 0	0- 0				
0- 0	0- 0	0- 0	CONFERENCE	0- 0	0- 0	0- 0				
0- 0	0- 0	0- 0	HOME	0- 0	0- 0	0- 0				
0- 0	0- 0	0- 0	AWAY	0- 0	0- 0	0- 0				
0- 0	0- 0	0- 0	NEUTRAL	0- 0	0- 0	0- 0				

RPI 1-25				RPI 26-50				RPI 51-100				RPI 101+				Team's RPI: 174	
RPI	S	Opponent	Score	RPI	S	Opponent	Score	RPI	S	Opponent	Score	RPI	S	Opponent	Score		
								89	H	Lehigh	38	68	107	H	Cornell	51	77
													108	H	Binghamton	66	75
													147	H	Cleveland St.	49	57
													164	H	William & Mary	52	73
													210	A	Delaware	67	64
													307	H	Saint Peter's	89	66
LAST 12 Division I GAMES:																	
				307	H	Saint Peter's	89	66					210	A	Delaware	67	64
				147	H	Cleveland St.	49	57					89	H	Lehigh	38	68
				164	H	William & Mary	52	73									
				107	H	Cornell	51	77									
				108	H	Binghamton	66	75									

Non-Div I Games: Post 67 41 Georgian Court 69 48

Delaware St.

Average RPI Win: 196		WON-LOST	WINNING	LAST 10	STRENGTH OF	OPP. STRENGTH	TEAM	ADJ.	CONF.	ADJ CONF.
Average RPI Loss: 195		RECORD	PCT. RANK	GAMES	SCHEDULE	OF SCHEDULE	RPI	RPI	RPI	RPI
DIV. I ONLY		4- 4	160	0- 1	325	82	300	300	17	17
DIV. I NON-CONF.		4- 4	160	0- 1	325	81	300	300	17	17
TOTALS	RPI 1-25		RPI 26-50		W-L RECORDS		RPI 51-100		RPI 101-150	RPI 150+
4- 4	0- 0		0- 0		OVERALL		0- 0		1- 2	3- 2
4- 2	0- 0		0- 0		HOME		0- 0		1- 0	3- 2
0- 2	0- 0		0- 0		AWAY		0- 0		0- 2	0- 0
0- 0	0- 0		0- 0		NEUTRAL		0- 0		0- 0	0- 0
4- 4	0- 0		0- 0		NON-CONFERENCE		0- 0		1- 2	3- 2
4- 2	0- 0		0- 0		HOME		0- 0		1- 0	3- 2
0- 2	0- 0		0- 0		AWAY		0- 0		0- 2	0- 0
0- 0	0- 0		0- 0		NEUTRAL		0- 0		0- 0	0- 0
0- 0	0- 0		0- 0		CONFERENCE		0- 0		0- 0	0- 0
0- 0	0- 0		0- 0		HOME		0- 0		0- 0	0- 0
0- 0	0- 0		0- 0		AWAY		0- 0		0- 0	0- 0
0- 0	0- 0		0- 0		NEUTRAL		0- 0		0- 0	0- 0

RPI 1-25				RPI 26-50				RPI 51-100				RPI 101+				Team's RPI: 300	
RPI	S	Opponent	Score	RPI	S	Opponent	Score	RPI	S	Opponent	Score	RPI	S	Opponent	Score		
												102	H	Wyoming	71	57	
												121	A	UMKC	79	83	
												150	A	Lamar University	59	71	
												183	H	UC Irvine	83	75	
												186	H	Alabama A&M	83	86	
												200	H	Northern Colo.	74	55	
												298	H	Cal Poly	96	66	
												323	H	New Mexico St.	75	78	
LAST 12 Division I GAMES:																	
				298	H	Cal Poly	96 66	150	A	Lamar University	59 71						
				102	H	Wyoming	71 57	200	H	Northern Colo.	74 55						
				323	H	New Mexico St.	75 78	186	H	Alabama A&M	83 86						
				121	A	UMKC	79 83	183	H	UC Irvine	83 75						

Non-Div I Games:	Colo. Christian	89	49
------------------	-----------------	----	----

Denver

■ Loss, ■ Non-Conf, S Site, H Home A Away N Neutral

Average RPI Win:	0	WON-LOST	WINNING	LAST 10	STRENGTH OF	OPP. STRENGTH	TEAM	ADJ.	CONF.	ADJ CONF.
Average RPI Loss:	158	RECORD	PCT. RANK	GAMES	SCHEDULE	OF SCHEDULE	RPI	RPI	RPI	RPI
DIV. I ONLY	0- 9	333	0- 1	147	263	321	321	16	16	
DIV. I NON-CONF.	0- 9	333	0- 1	148	263	321	321	16	16	
TOTALS	RPI 1-25	RPI 26-50	W-L RECORDS	RPI 51-100	RPI 101-150	RPI 150+				
0- 9	0- 0	0- 0	OVERALL	0- 4	0- 0	0- 5				
0- 3	0- 0	0- 0	HOME	0- 2	0- 0	0- 1				
0- 4	0- 0	0- 0	AWAY	0- 2	0- 0	0- 2				
0- 2	0- 0	0- 0	NEUTRAL	0- 0	0- 0	0- 2				
0- 9	0- 0	0- 0	NON-CONFERENCE	0- 4	0- 0	0- 5				
0- 3	0- 0	0- 0	HOME	0- 2	0- 0	0- 1				
0- 4	0- 0	0- 0	AWAY	0- 2	0- 0	0- 2				
0- 2	0- 0	0- 0	NEUTRAL	0- 0	0- 0	0- 2				
0- 0	0- 0	0- 0	CONFERENCE	0- 0	0- 0	0- 0				
0- 0	0- 0	0- 0	HOME	0- 0	0- 0	0- 0				
0- 0	0- 0	0- 0	AWAY	0- 0	0- 0	0- 0				
0- 0	0- 0	0- 0	NEUTRAL	0- 0	0- 0	0- 0				

RPI S	Opponent	Score	RPI S	Opponent	Score	RPI S	Opponent	Score	RPI S	Opponent	Score	Team's RPI: 321
						63	A Butler	60 82	166	H Akron	60 81	
						71	H Loyola Chicago	60 89	167	A George Mason	62 75	
						97	H Valparaiso	58 77	219	A Western Mich.	67 82	
						100	A Michigan St.	52 110	257	N Tennessee Tech	47 69	
									280	N Sacred Heart	60 66	
LAST 12 Division I GAMES:												
			97	H Valparaiso	58 77	280	N Sacred Heart	60 66				
			257	N Tennessee Tech	47 69	166	H Akron	60 81				
			71	H Loyola Chicago	60 89	219	A Western Mich.	67 82				
						167	A George Mason	62 75				
						63	A Butler	60 82				
						100	A Michigan St.	52 110				

Non-Div I Games:

Detroit Mercy

Drake

Through Games Of 12/8/19

Average RPI Win:	117	WON-LOST	WINNING	LAST 10	STRENGTH OF	OPP. STRENGTH	TEAM	ADJ.	CONF.	ADJ CONF.
Average RPI Loss:	20	RECORD	PCT. RANK	GAMES	SCHEDULE	OF SCHEDULE	RPI	RPI	RPI	RPI
DIV. I ONLY	6- 2	59	1- 0	23	40	17	17	4	4	
DIV. I NON-CONF.	6- 2	60	1- 0	24	40	17	17	4	4	
TOTALS	RPI 1-25	RPI 26-50	W-L RECORDS	RPI 51-100	RPI 101-150	RPI 150+				
6- 2	1- 2	1- 0	OVERALL	0- 0	2- 0	2- 0				
4- 0	1- 0	1- 0	HOME	0- 0	1- 0	1- 0				
0- 1	0- 1	0- 0	AWAY	0- 0	0- 0	0- 0				
2- 1	0- 1	0- 0	NEUTRAL	0- 0	1- 0	1- 0				
6- 2	1- 2	1- 0	NON-CONFERENCE	0- 0	2- 0	2- 0				
4- 0	1- 0	1- 0	HOME	0- 0	1- 0	1- 0				
0- 1	0- 1	0- 0	AWAY	0- 0	0- 0	0- 0				
2- 1	0- 1	0- 0	NEUTRAL	0- 0	1- 0	1- 0				
0- 0	0- 0	0- 0	CONFERENCE	0- 0	0- 0	0- 0				
0- 0	0- 0	0- 0	HOME	0- 0	0- 0	0- 0				
0- 0	0- 0	0- 0	AWAY	0- 0	0- 0	0- 0				
0- 0	0- 0	0- 0	NEUTRAL	0- 0	0- 0	0- 0				

RPI 1-25				RPI 26-50				RPI 51-100				RPI 101+			
RPI	S	Opponent	Score	RPI	S	Opponent	Score	RPI	S	Opponent	Score	RPI	S	Opponent	Score
9	H	Creighton	63 53	49	H	South Dakota St.	74 67					106	H	Iowa St.	86 81
14	A	South Dakota	94 102									110	N	Auburn	83 82
25	N	Purdue	47 67									205	H	Western Ill.	94 75
												220	N	Maine	94 62
LAST 12 Division I GAMES:															
		110	N	Auburn	83	82				14	A	South Dakota	94	102	
		220	N	Maine	94	62				106	H	Iowa St.	86	81	
		25	N	Purdue	47	67				49	H	South Dakota St.	74	67	
		205	H	Western Ill.	94	75									
		9	H	Creighton	63	53									

Non-Div I Games: Waldorf 103 18

Drake

Loss, Non-Conf, S Site, H Home A Away N Neutral

Average RPI Win:	133	WON-LOST	WINNING	LAST 10	STRENGTH OF	OPP. STRENGTH	TEAM	ADJ.	CONF.	ADJ CONF.
Average RPI Loss:	70	RECORD	PCT. RANK	GAMES	SCHEDULE	OF SCHEDULE	RPI	RPI	RPI	RPI
DIV. I ONLY	5- 4	144	0- 1	34	120	62	62	18	18	
DIV. I NON-CONF.	5- 4	143	0- 1	34	121	63	63	18	18	
TOTALS	RPI 1-25	RPI 26-50	W-L RECORDS	RPI 51-100	RPI 101-150	RPI 150+				
5- 4	0- 1	1- 1	OVERALL	1- 1	1- 1	2- 0				
3- 1	0- 0	1- 1	HOME	1- 0	1- 0	0- 0				
2- 2	0- 1	0- 0	AWAY	0- 0	0- 1	2- 0				
0- 1	0- 0	0- 0	NEUTRAL	0- 1	0- 0	0- 0				
5- 4	0- 1	1- 1	NON-CONFERENCE	1- 1	1- 1	2- 0				
3- 1	0- 0	1- 1	HOME	1- 0	1- 0	0- 0				
2- 2	0- 1	0- 0	AWAY	0- 0	0- 1	2- 0				
0- 1	0- 0	0- 0	NEUTRAL	0- 1	0- 0	0- 0				
0- 0	0- 0	0- 0	CONFERENCE	0- 0	0- 0	0- 0				
0- 0	0- 0	0- 0	HOME	0- 0	0- 0	0- 0				
0- 0	0- 0	0- 0	AWAY	0- 0	0- 0	0- 0				
0- 0	0- 0	0- 0	NEUTRAL	0- 0	0- 0	0- 0				

RPI 1-25				RPI 26-50				RPI 51-100				RPI 101+			
RPI	S	Opponent	Score	RPI	S	Opponent	Score	RPI	S	Opponent	Score	RPI	S	Opponent	Score
7	A	DePaul	57 81	45	H	Pacific	51 58	88	H	Davidson	74 63	134	A	Bucknell	49 60
				48	H	Richmond	58 52	94	N	Buffalo	59 63	141	H	Villanova	54 52
												189	A	Saint Joseph's	62 52
												199	A	Quinnipiac	66 62
LAST 12 Division I GAMES:															
141	H	Villanova	54 52	45	H	Pacific	51 58								
189	A	Saint Joseph's	62 52	7	A	DePaul	57 81								
94	N	Buffalo	59 63	134	A	Bucknell	49 60								
48	H	Richmond	58 52												
88	H	Davidson	74 63												
199	A	Quinnipiac	66 62												

Non-Div I Games:

Drexel

Average RPI Win:	145	WON-LOST	WINNING	LAST 10	STRENGTH OF	OPP. STRENGTH	TEAM	ADJ.	CONF.	ADJ CONF.
Average RPI Loss:	42	RECORD	PCT. RANK	GAMES	SCHEDULE	OF SCHEDULE	RPI	RPI	RPI	RPI
DIV. I ONLY	7- 3	79	1- 0	10	168	20	20	3	3	
DIV. I NON-CONF.	6- 3	83	0- 0	6	191	22	22	3	3	
TOTALS	RPI 1-25	RPI 26-50	W-L RECORDS	RPI 51-100	RPI 101-150	RPI 150+				
7- 3	0- 1	1- 1	OVERALL	3- 1	0- 0	3- 0				
6- 1	0- 1	1- 0	HOME	3- 0	0- 0	2- 0				
1- 2	0- 0	0- 1	AWAY	0- 1	0- 0	1- 0				
0- 0	0- 0	0- 0	NEUTRAL	0- 0	0- 0	0- 0				
6- 3	0- 1	1- 1	NON-CONFERENCE	2- 1	0- 0	3- 0				
5- 1	0- 1	1- 0	HOME	2- 0	0- 0	2- 0				
1- 2	0- 0	0- 1	AWAY	0- 1	0- 0	1- 0				
0- 0	0- 0	0- 0	NEUTRAL	0- 0	0- 0	0- 0				
1- 0	0- 0	0- 0	CONFERENCE	1- 0	0- 0	0- 0				
1- 0	0- 0	0- 0	HOME	1- 0	0- 0	0- 0				
0- 0	0- 0	0- 0	AWAY	0- 0	0- 0	0- 0				
0- 0	0- 0	0- 0	NEUTRAL	0- 0	0- 0	0- 0				

RPI 1-25				RPI 26-50				RPI 51-100				RPI 101+			
RPI	S	Opponent	Score	RPI	S	Opponent	Score	RPI	S	Opponent	Score	RPI	S	Opponent	Score
10	H	Northwestern	42 63	34	A	Texas A&M	58 79	81	A	Nebraska	79 83	178	H	Idaho St.	85 66
				36	H	Troy	99 85	87	H	Penn	66 50	242	A	UNLV	57 45
								88	H	Davidson	82 52	296	H	High Point	93 57
								90	H	Boston College	85 73				
LAST 12 Division I GAMES:															
10	H	Northwestern	42 63	90	H	Boston College	85 73								
242	A	UNLV	57 45	81	A	Nebraska	79 83								
34	A	Texas A&M	58 79	87	H	Penn	66 50								
296	H	High Point	93 57	88	H	Davidson	82 52								
				36	H	Troy	99 85								
				178	H	Idaho St.	85 66								

Non-Div I Games:

Duke

Average RPI Win:	262	WON-LOST	WINNING	LAST 10	STRENGTH OF	OPP. STRENGTH	TEAM	ADJ.	CONF.	ADJ CONF.
Average RPI Loss:	75	RECORD	PCT. RANK	GAMES	SCHEDULE	OF SCHEDULE	RPI	RPI	RPI	RPI
DIV. I ONLY	7- 2	50	1- 0	311	150	148	148	10	10	
DIV. I NON-CONF.	7- 2	51	1- 0	311	149	147	147	10	10	
TOTALS	RPI 1-25	RPI 26-50	W-L RECORDS	RPI 51-100	RPI 101-150	RPI 150+				
7- 2	0- 0	0- 0	OVERALL	0- 2	0- 0	7- 0				
2- 1	0- 0	0- 0	HOME	0- 1	0- 0	2- 0				
5- 1	0- 0	0- 0	AWAY	0- 1	0- 0	5- 0				
0- 0	0- 0	0- 0	NEUTRAL	0- 0	0- 0	0- 0				
7- 2	0- 0	0- 0	NON-CONFERENCE	0- 2	0- 0	7- 0				
2- 1	0- 0	0- 0	HOME	0- 1	0- 0	2- 0				
5- 1	0- 0	0- 0	AWAY	0- 1	0- 0	5- 0				
0- 0	0- 0	0- 0	NEUTRAL	0- 0	0- 0	0- 0				
0- 0	0- 0	0- 0	CONFERENCE	0- 0	0- 0	0- 0				
0- 0	0- 0	0- 0	HOME	0- 0	0- 0	0- 0				
0- 0	0- 0	0- 0	AWAY	0- 0	0- 0	0- 0				
0- 0	0- 0	0- 0	NEUTRAL	0- 0	0- 0	0- 0				

RPI 1-25			RPI 26-50			RPI 51-100			RPI 101+			Team's RPI: 148
RPI	S	Opponent	Score	RPI	S	Opponent	Score	RPI	S	Opponent	Score	
						72	H Kent St.	75	77	166	A Akron	88 63
						77	A Temple	72	85	244	A Iona	76 74
										245	A Lafayette	73 65
										252	A Manhattan	76 65
										283	H Toledo	79 74
										304	A Pittsburgh	81 62
										342	H Central Conn. St.	72 33
LAST 12 Division I GAMES:												
283	H	Toledo	79 74	342	H	Central Conn. St.	72 33					
166	A	Akron	88 63	304	A	Pittsburgh	81 62					
72	H	Kent St.	75 77	245	A	Lafayette	73 65					
				244	A	Iona	76 74					
				252	A	Manhattan	76 65					
				77	A	Temple	72 85					

Non-Div I Games:

Duquesne

Average RPI Win:	237	WON-LOST	WINNING	LAST 10	STRENGTH OF	OPP. STRENGTH	TEAM	ADJ.	CONF.	ADJ CONF.
Average RPI Loss:	195	RECORD	PCT. RANK	GAMES	SCHEDULE	OF SCHEDULE	RPI	RPI	RPI	RPI
DIV. I ONLY	3- 7	248	0- 1	170	338	278	278	25	25	
DIV. I NON-CONF.	3- 7	249	0- 1	170	338	279	279	25	25	
TOTALS	RPI 1-25	RPI 26-50	W-L RECORDS	RPI 51-100	RPI 101-150	RPI 150+				
3- 7	0- 0	0- 0	OVERALL	0- 1	0- 2	3- 4				
1- 5	0- 0	0- 0	HOME	0- 1	0- 1	1- 3				
2- 2	0- 0	0- 0	AWAY	0- 0	0- 1	2- 1				
0- 0	0- 0	0- 0	NEUTRAL	0- 0	0- 0	0- 0				
3- 7	0- 0	0- 0	NON-CONFERENCE	0- 1	0- 2	3- 4				
1- 5	0- 0	0- 0	HOME	0- 1	0- 1	1- 3				
2- 2	0- 0	0- 0	AWAY	0- 0	0- 1	2- 1				
0- 0	0- 0	0- 0	NEUTRAL	0- 0	0- 0	0- 0				
0- 0	0- 0	0- 0	CONFERENCE	0- 0	0- 0	0- 0				
0- 0	0- 0	0- 0	HOME	0- 0	0- 0	0- 0				
0- 0	0- 0	0- 0	AWAY	0- 0	0- 0	0- 0				
0- 0	0- 0	0- 0	NEUTRAL	0- 0	0- 0	0- 0				

RPI S	Opponent	Score	RPI S	Opponent	Score	RPI S	Opponent	Score	RPI S	Opponent	Score	Team's RPI: 278
						88	H Davidson	60 75	120	A N.C. A&T	69 80	
									147	H Cleveland St.	54 62	
									201	A Liberty	63 62	
									207	H Wake Forest	67 60	
									224	H Tennessee	68 72	
									239	H Radford	43 67	
									254	H UNC Asheville	54 72	
									296	A High Point	62 80	
									303	A Appalachian St.	67 61	
LAST 12 Division I GAMES:												
			147	H Cleveland St.	54 62				239	H Radford	43 67	
			207	H Wake Forest	67 60				120	A N.C. A&T	69 80	
			88	H Davidson	60 75				296	A High Point	62 80	
			303	A Appalachian St.	67 61				201	A Liberty	63 62	
			254	H UNC Asheville	54 72				224	H Tennessee	68 72	

Non-Div I Games:

ETSU

■ Loss,
 ■ Non-Conf,
 ■ S Site,
 ■ H Home
 ■ A Away
 N Neutral

East Carolina

Through Games Of 12/8/19

Average RPI Win:	295	WON-LOST	WINNING	LAST 10	STRENGTH OF	OPP. STRENGTH	TEAM	ADJ.	CONF.	ADJ CONF.
Average RPI Loss:	154	RECORD	PCT. RANK	GAMES	SCHEDULE	OF SCHEDULE	RPI	RPI	RPI	RPI
DIV. I ONLY	3- 6	231	0- 1	280	175	291	291	9	9	
DIV. I NON-CONF.	3- 6	231	0- 1	281	172	291	291	9	9	
TOTALS	RPI 1-25	RPI 26-50	W-L RECORDS	RPI 51-100	RPI 101-150	RPI 150+				
3- 6	0- 0	0- 1	OVERALL	0- 1	0- 0	3- 4				
2- 3	0- 0	0- 1	HOME	0- 1	0- 0	2- 1				
1- 3	0- 0	0- 0	AWAY	0- 0	0- 0	1- 3				
0- 0	0- 0	0- 0	NEUTRAL	0- 0	0- 0	0- 0				
3- 6	0- 0	0- 1	NON-CONFERENCE	0- 1	0- 0	3- 4				
2- 3	0- 0	0- 1	HOME	0- 1	0- 0	2- 1				
1- 3	0- 0	0- 0	AWAY	0- 0	0- 0	1- 3				
0- 0	0- 0	0- 0	NEUTRAL	0- 0	0- 0	0- 0				
0- 0	0- 0	0- 0	CONFERENCE	0- 0	0- 0	0- 0				
0- 0	0- 0	0- 0	HOME	0- 0	0- 0	0- 0				
0- 0	0- 0	0- 0	AWAY	0- 0	0- 0	0- 0				
0- 0	0- 0	0- 0	NEUTRAL	0- 0	0- 0	0- 0				

RPI 1-25			RPI 26-50			RPI 51-100			RPI 101+			Team's RPI: 291
RPI	S	Opponent	Score	RPI	S	Opponent	Score	RPI	S	Opponent	Score	
				40	H	Charlotte	47 59	68	H	Middle Tenn.	66 68	
								164	H	William & Mary	68 78	
								201	A	Liberty	66 81	
								207	A	Wake Forest	53 76	
								243	A	VCU	40 53	
								263	H	UMES	57 42	
								310	A	Longwood	64 61	
								313	H	USC Upstate	69 48	
LAST 12 Division I GAMES:												
207	A	Wake Forest	53 76	201	A	Liberty	66 81					
310	A	Longwood	64 61	313	H	USC Upstate	69 48					
263	H	UMES	57 42	68	H	Middle Tenn.	66 68					
243	A	VCU	40 53									
40	H	Charlotte	47 59									
164	H	William & Mary	68 78									

Non-Div I Games:

East Carolina

Loss, Non-Conf, S Site, H Home A Away N Neutral

Average RPI Win:	302	WON-LOST	WINNING	LAST 10	STRENGTH OF	OPP. STRENGTH	TEAM	ADJ.	CONF.	ADJ CONF.
Average RPI Loss:	114	RECORD	PCT. RANK	GAMES	SCHEDULE	OF SCHEDULE	RPI	RPI	RPI	RPI
DIV. I ONLY	4- 3	129	1- 0	305	223	227	227	23	23	
DIV. I NON-CONF.	4- 3	130	1- 0	305	222	227	227	23	23	
TOTALS	RPI 1-25	RPI 26-50	W-L RECORDS	RPI 51-100	RPI 101-150	RPI 150+				
4- 3	0- 0	0- 0	OVERALL	0- 2	0- 0	4- 1				
1- 2	0- 0	0- 0	HOME	0- 1	0- 0	1- 1				
3- 1	0- 0	0- 0	AWAY	0- 1	0- 0	3- 0				
0- 0	0- 0	0- 0	NEUTRAL	0- 0	0- 0	0- 0				
4- 3	0- 0	0- 0	NON-CONFERENCE	0- 2	0- 0	4- 1				
1- 2	0- 0	0- 0	HOME	0- 1	0- 0	1- 1				
3- 1	0- 0	0- 0	AWAY	0- 1	0- 0	3- 0				
0- 0	0- 0	0- 0	NEUTRAL	0- 0	0- 0	0- 0				
0- 0	0- 0	0- 0	CONFERENCE	0- 0	0- 0	0- 0				
0- 0	0- 0	0- 0	HOME	0- 0	0- 0	0- 0				
0- 0	0- 0	0- 0	AWAY	0- 0	0- 0	0- 0				
0- 0	0- 0	0- 0	NEUTRAL	0- 0	0- 0	0- 0				

RPI 1-25			RPI 26-50			RPI 51-100			RPI 101+			Team's RPI: 227
RPI	S	Opponent	Score	RPI	S	Opponent	Score	RPI	S	Opponent	Score	
						55 A Wisconsin	55 63	216 H Indiana St.		57 59		
						71 H Loyola Chicago	51 67	262 H Omaha		65 52		
								299 A Lipscomb		66 56		
								322 A Evansville		90 44		
								326 A UIC		80 45		
LAST 12 Division I GAMES:												
326 A UIC			80 45	262 H Omaha			65 52					
71 H Loyola Chicago			51 67	299 A Lipscomb			66 56					
216 H Indiana St.			57 59	55 A Wisconsin			55 63					
				322 A Evansville			90 44					

Non-Div I Games: Lindenwood (MO) 88 66

Eastern Ill.

Average RPI Win:	247	WON-LOST	WINNING	LAST 10	STRENGTH OF	OPP. STRENGTH	TEAM	ADJ.	CONF.	ADJ CONF.
Average RPI Loss:	127	RECORD	PCT. RANK	GAMES	SCHEDULE	OF SCHEDULE	RPI	RPI	RPI	RPI
DIV. I ONLY	5- 3	105	1- 0	282	202	197	197	23	23	
DIV. I NON-CONF.	5- 3	104	1- 0	283	201	196	196	23	23	
TOTALS	RPI 1-25	RPI 26-50	W-L RECORDS	RPI 51-100	RPI 101-150	RPI 150+				
5- 3	0- 0	0- 0	OVERALL	0- 1	1- 0	4- 2				
2- 2	0- 0	0- 0	HOME	0- 0	0- 0	2- 2				
3- 1	0- 0	0- 0	AWAY	0- 1	1- 0	2- 0				
0- 0	0- 0	0- 0	NEUTRAL	0- 0	0- 0	0- 0				
5- 3	0- 0	0- 0	NON-CONFERENCE	0- 1	1- 0	4- 2				
2- 2	0- 0	0- 0	HOME	0- 0	0- 0	2- 2				
3- 1	0- 0	0- 0	AWAY	0- 1	1- 0	2- 0				
0- 0	0- 0	0- 0	NEUTRAL	0- 0	0- 0	0- 0				
0- 0	0- 0	0- 0	CONFERENCE	0- 0	0- 0	0- 0				
0- 0	0- 0	0- 0	HOME	0- 0	0- 0	0- 0				
0- 0	0- 0	0- 0	AWAY	0- 0	0- 0	0- 0				
0- 0	0- 0	0- 0	NEUTRAL	0- 0	0- 0	0- 0				

RPI 1-25			RPI 26-50			RPI 51-100			RPI 101+			Team's RPI: 197
RPI	S	Opponent	Score	RPI	S	Opponent	Score	RPI	S	Opponent	Score	
						63	A Butler	41	73	140	A Memphis	63 60
										153	H Miami (OH)	57 75
										165	H Youngstown St.	63 72
										249	H Northern Ky.	69 62
										264	A Xavier	56 55
										286	A Mercer	61 60
										297	H Chattanooga	71 65
LAST 12 Division I GAMES:												
264	A	Xavier	56 55	286	A	Mercer	61 60					
165	H	Youngstown St.	63 72	153	H	Miami (OH)	57 75					
297	H	Chattanooga	71 65	63	A	Butler	41 73					
				140	A	Memphis	63 60					
				249	H	Northern Ky.	69 62					

Non-Div I Games: Alice Lloyd 102 65

Eastern Ky.

Average RPI Win:	187	WON-LOST	WINNING	LAST 10	STRENGTH OF	OPP. STRENGTH	TEAM	ADJ.	CONF.	ADJ CONF.
Average RPI Loss:	116	RECORD	PCT. RANK	GAMES	SCHEDULE	OF SCHEDULE	RPI	RPI	RPI	RPI
DIV. I ONLY	1- 6	309	0- 1	3	332	173	173	11	11	
DIV. I NON-CONF.	1- 6	308	0- 1	3	332	171	171	11	11	
TOTALS	RPI 1-25	RPI 26-50	W-L RECORDS	RPI 51-100	RPI 101-150	RPI 150+				
1- 6	0- 0	0- 1	OVERALL	0- 1	0- 2	1- 2				
1- 2	0- 0	0- 1	HOME	0- 0	0- 1	1- 0				
0- 4	0- 0	0- 0	AWAY	0- 1	0- 1	0- 2				
0- 0	0- 0	0- 0	NEUTRAL	0- 0	0- 0	0- 0				
1- 6	0- 0	0- 1	NON-CONFERENCE	0- 1	0- 2	1- 2				
1- 2	0- 0	0- 1	HOME	0- 0	0- 1	1- 0				
0- 4	0- 0	0- 0	AWAY	0- 1	0- 1	0- 2				
0- 0	0- 0	0- 0	NEUTRAL	0- 0	0- 0	0- 0				
0- 0	0- 0	0- 0	CONFERENCE	0- 0	0- 0	0- 0				
0- 0	0- 0	0- 0	HOME	0- 0	0- 0	0- 0				
0- 0	0- 0	0- 0	AWAY	0- 0	0- 0	0- 0				
0- 0	0- 0	0- 0	NEUTRAL	0- 0	0- 0	0- 0				

RPI 1-25			RPI 26-50			RPI 51-100			RPI 101+			Team's RPI: 173
RPI	S	Opponent	Score	RPI	S	Opponent	Score	RPI	S	Opponent	Score	
				39	H	Michigan	38 57	100	A	Michigan St.	50 85	
								108	A	Binghamton	67 78	
								129	H	Southern Ill.	54 85	
								152	A	Wichita St.	52 63	
								165	A	Youngstown St.	77 79	
								187	H	Southeast Mo. St.	69 64	
LAST 12 Division I GAMES:												
				108	A	Binghamton	67 78	152	A	Wichita St.	52 63	
				39	H	Michigan	38 57					
				129	H	Southern Ill.	54 85					
				187	H	Southeast Mo. St.	69 64					
				165	A	Youngstown St.	77 79					
				100	A	Michigan St.	50 85					

Non-Div I Games: Olivet 95 38

Eastern Mich.

Average RPI Win:	0	WON-LOST	WINNING	LAST 10	STRENGTH OF	OPP. STRENGTH	TEAM	ADJ.	CONF.	ADJ CONF.
Average RPI Loss:	132	RECORD	PCT. RANK	GAMES	SCHEDULE	OF SCHEDULE	RPI	RPI	RPI	RPI
DIV. I ONLY	0- 5	333	0- 0	6	283	222	222	19	19	
DIV. I NON-CONF.	0- 5	333	0- 0	7	284	222	222	19	19	
TOTALS	RPI 1-25	RPI 26-50	W-L RECORDS	RPI 51-100	RPI 101-150	RPI 150+				
0- 5	0- 2	0- 0	OVERALL	0- 0	0- 0	0- 3				
0- 1	0- 0	0- 0	HOME	0- 0	0- 0	0- 1				
0- 4	0- 2	0- 0	AWAY	0- 0	0- 0	0- 2				
0- 0	0- 0	0- 0	NEUTRAL	0- 0	0- 0	0- 0				
0- 5	0- 2	0- 0	NON-CONFERENCE	0- 0	0- 0	0- 3				
0- 1	0- 0	0- 0	HOME	0- 0	0- 0	0- 1				
0- 4	0- 2	0- 0	AWAY	0- 0	0- 0	0- 2				
0- 0	0- 0	0- 0	NEUTRAL	0- 0	0- 0	0- 0				
0- 0	0- 0	0- 0	CONFERENCE	0- 0	0- 0	0- 0				
0- 0	0- 0	0- 0	HOME	0- 0	0- 0	0- 0				
0- 0	0- 0	0- 0	AWAY	0- 0	0- 0	0- 0				
0- 0	0- 0	0- 0	NEUTRAL	0- 0	0- 0	0- 0				

RPI 1-25				RPI 26-50				RPI 51-100				RPI 101+Team's RPI: 222			
RPI	S	Opponent	Score	RPI	S	Opponent	Score	RPI	S	Opponent	Score	RPI	S	Opponent	Score
4	A	Stanford	27 92									162	A	San Jose St.	66 84
8	A	Gonzaga	44 84									194	A	Utah	49 87
												290	H	Pepperdine	52 53
LAST 12 Division I GAMES:															
								290	H	Pepperdine	52 53				
								8	A	Gonzaga	44 84				
								194	A	Utah	49 87				
								162	A	San Jose St.	66 84				
								4	A	Stanford	27 92				

Non-Div I Games: Northwest Chrst. 81 62

Eastern Wash.

Average RPI Win:	285	WON-LOST	WINNING	LAST 10	STRENGTH OF	OPP. STRENGTH	TEAM	ADJ.	CONF.	ADJ CONF.
Average RPI Loss:	112	RECORD	PCT. RANK	GAMES	SCHEDULE	OF SCHEDULE	RPI	RPI	RPI	RPI
DIV. I ONLY	3- 4	199	0- 1	191	198	213	213	18	18	
DIV. I NON-CONF.	3- 4	198	0- 1	190	197	213	213	18	18	
TOTALS	RPI 1-25	RPI 26-50	W-L RECORDS	RPI 51-100	RPI 101-150	RPI 150+				
3- 4	0- 0	0- 0	OVERALL	0- 3	0- 0	3- 1				
2- 1	0- 0	0- 0	HOME	0- 0	0- 0	2- 1				
1- 2	0- 0	0- 0	AWAY	0- 2	0- 0	1- 0				
0- 1	0- 0	0- 0	NEUTRAL	0- 1	0- 0	0- 0				
3- 4	0- 0	0- 0	NON-CONFERENCE	0- 3	0- 0	3- 1				
2- 1	0- 0	0- 0	HOME	0- 0	0- 0	2- 1				
1- 2	0- 0	0- 0	AWAY	0- 2	0- 0	1- 0				
0- 1	0- 0	0- 0	NEUTRAL	0- 1	0- 0	0- 0				
0- 0	0- 0	0- 0	CONFERENCE	0- 0	0- 0	0- 0				
0- 0	0- 0	0- 0	HOME	0- 0	0- 0	0- 0				
0- 0	0- 0	0- 0	AWAY	0- 0	0- 0	0- 0				
0- 0	0- 0	0- 0	NEUTRAL	0- 0	0- 0	0- 0				

RPI S	Opponent	Score	RPI S	Opponent	Score	RPI S	Opponent	Score	RPI S	Opponent	Score	Team's RPI: 213
						74	A North Carolina	46 76	207	H Wake Forest	57 69	
						75	N IUPUI	53 59	242	A UNLV	50 44	
						92	A Marist	55 63	303	H Appalachian St.	67 66	
									309	H Western Caro.	68 24	
LAST 12 Division I GAMES:												
242	A UNLV	50 44	75	N IUPUI	53 59							
207	H Wake Forest	57 69										
74	A North Carolina	46 76										
92	A Marist	55 63										
303	H Appalachian St.	67 66										
309	H Western Caro.	68 24										

Non-Div I Games:

Elon

Average RPI Win:	316	WON-LOST	WINNING	LAST 10	STRENGTH OF	OPP. STRENGTH	TEAM	ADJ.	CONF.	ADJ CONF.
Average RPI Loss:	188	RECORD	PCT. RANK	GAMES	SCHEDULE	OF SCHEDULE	RPI	RPI	RPI	RPI
DIV. I ONLY	1- 5	300	0- 1	189	344	322	322	4	4	
DIV. I NON-CONF.	1- 5	299	0- 1	187	344	322	322	4	4	
TOTALS	RPI 1-25	RPI 26-50	W-L RECORDS	RPI 51-100	RPI 101-150	RPI 150+				
1- 5	0- 0	0- 0	OVERALL	0- 0	0- 2	1- 3				
1- 2	0- 0	0- 0	HOME	0- 0	0- 1	1- 1				
0- 3	0- 0	0- 0	AWAY	0- 0	0- 1	0- 2				
0- 0	0- 0	0- 0	NEUTRAL	0- 0	0- 0	0- 0				
1- 5	0- 0	0- 0	NON-CONFERENCE	0- 0	0- 2	1- 3				
1- 2	0- 0	0- 0	HOME	0- 0	0- 1	1- 1				
0- 3	0- 0	0- 0	AWAY	0- 0	0- 1	0- 2				
0- 0	0- 0	0- 0	NEUTRAL	0- 0	0- 0	0- 0				
0- 0	0- 0	0- 0	CONFERENCE	0- 0	0- 0	0- 0				
0- 0	0- 0	0- 0	HOME	0- 0	0- 0	0- 0				
0- 0	0- 0	0- 0	AWAY	0- 0	0- 0	0- 0				
0- 0	0- 0	0- 0	NEUTRAL	0- 0	0- 0	0- 0				

RPI 1-25				RPI 26-50				RPI 51-100				RPI 101+				Team's RPI: 322	
RPI	S	Opponent	Score	RPI	S	Opponent	Score	RPI	S	Opponent	Score	RPI	S	Opponent	Score		
												117	H	Murray St.	59	61	
												139	A	Austin Peay	64	80	
												187	A	Southeast Mo. St.	60	83	
												227	H	Eastern Ill.	44	90	
												270	A	SIUE	74	85	
												316	H	Marshall	66	62	
LAST 12 Division I GAMES:																	
												117	H	Murray St.	59	61	
												316	H	Marshall	66	62	
												139	A	Austin Peay	64	80	
												227	H	Eastern Ill.	44	90	
												270	A	SIUE	74	85	
												187	A	Southeast Mo. St.	60	83	

Non-Div I Games:	Brescia	77	61
------------------	---------	----	----

Evansville

■ Loss, ■ Non-Conf, S Site, H Home A Away N Neutral

Average RPI Win:	142	WON-LOST	WINNING	LAST 10	STRENGTH OF	OPP. STRENGTH	TEAM	ADJ.	CONF.	ADJ CONF.
Average RPI Loss:	5	RECORD	PCT. RANK	GAMES	SCHEDULE	OF SCHEDULE	RPI	RPI	RPI	RPI
DIV. I ONLY	7- 1	28	1- 0	109	16	15	15	14	14	
DIV. I NON-CONF.	7- 1	28	1- 0	109	16	15	15	14	14	
TOTALS	RPI 1-25	RPI 26-50	W-L RECORDS	RPI 51-100	RPI 101-150	RPI 150+				
7- 1	0- 1	1- 0	OVERALL	1- 0	3- 0	2- 0				
1- 0	0- 0	0- 0	HOME	0- 0	1- 0	0- 0				
2- 1	0- 1	0- 0	AWAY	0- 0	1- 0	1- 0				
4- 0	0- 0	1- 0	NEUTRAL	1- 0	1- 0	1- 0				
7- 1	0- 1	1- 0	NON-CONFERENCE	1- 0	3- 0	2- 0				
1- 0	0- 0	0- 0	HOME	0- 0	1- 0	0- 0				
2- 1	0- 1	0- 0	AWAY	0- 0	1- 0	1- 0				
4- 0	0- 0	1- 0	NEUTRAL	1- 0	1- 0	1- 0				
0- 0	0- 0	0- 0	CONFERENCE	0- 0	0- 0	0- 0				
0- 0	0- 0	0- 0	HOME	0- 0	0- 0	0- 0				
0- 0	0- 0	0- 0	AWAY	0- 0	0- 0	0- 0				
0- 0	0- 0	0- 0	NEUTRAL	0- 0	0- 0	0- 0				

RPI 1-25				RPI 26-50				RPI 51-100				RPI 101+			
RPI	S	Opponent	Score	RPI	S	Opponent	Score	RPI	S	Opponent	Score	RPI	S	Opponent	Score
5	A	Princeton	53 67	49	N	South Dakota St.	71 70	79	N	Notre Dame	69 60	111	H	UCF	72 50
												118	A	Houston	57 45
												144	N	South Fla.	81 77
												193	N	Saint Francis (PA)	97 64
												302	A	FIU	100 54
LAST 12 Division I GAMES:															
				118	A	Houston	57 45	111	H	UCF	72 50				
				49	N	South Dakota St.	71 70	302	A	FIU	100 54				
				144	N	South Fla.	81 77								
				79	N	Notre Dame	69 60								
				193	N	Saint Francis (PA)	97 64								
				5	A	Princeton	53 67								

Non-Div I Games: Webber Int'l 99 48 Johnson & Wales (FI89 56

FGCU

Loss, Non-Conf, S Site, H Home A Away N Neutral

F
I
U

Non-Div I Games:

■ Loss, ■ Non-Conf, S Site, H Home A Away N Neutral

Average RPI Win:	283	WON-LOST	WINNING	LAST 10	STRENGTH OF	OPP. STRENGTH	TEAM	ADJ.	CONF.	ADJ CONF.
Average RPI Loss:	94	RECORD	PCT. RANK	GAMES	SCHEDULE	OF SCHEDULE	RPI	RPI	RPI	RPI
DIV. I ONLY	3- 4	199	1- 0	263	143	233	233	21	21	
DIV. I NON-CONF.	3- 4	198	1- 0	262	143	233	233	20	20	
TOTALS	RPI 1-25	RPI 26-50	W-L RECORDS	RPI 51-100	RPI 101-150	RPI 150+				
3- 4	0- 0	0- 0	OVERALL	0- 3	0- 1	3- 0				
2- 1	0- 0	0- 0	HOME	0- 1	0- 0	2- 0				
1- 3	0- 0	0- 0	AWAY	0- 2	0- 1	1- 0				
0- 0	0- 0	0- 0	NEUTRAL	0- 0	0- 0	0- 0				
3- 4	0- 0	0- 0	NON-CONFERENCE	0- 3	0- 1	3- 0				
2- 1	0- 0	0- 0	HOME	0- 1	0- 0	2- 0				
1- 3	0- 0	0- 0	AWAY	0- 2	0- 1	1- 0				
0- 0	0- 0	0- 0	NEUTRAL	0- 0	0- 0	0- 0				
0- 0	0- 0	0- 0	CONFERENCE	0- 0	0- 0	0- 0				
0- 0	0- 0	0- 0	HOME	0- 0	0- 0	0- 0				
0- 0	0- 0	0- 0	AWAY	0- 0	0- 0	0- 0				
0- 0	0- 0	0- 0	NEUTRAL	0- 0	0- 0	0- 0				

RPI 1-25			RPI 26-50			RPI 51-100			RPI 101+			Team's RPI: 233
RPI	S	Opponent	Score	RPI	S	Opponent	Score	RPI	S	Opponent	Score	
						77 A Temple	59 77	136 A Rhode Island	41 74			
						78 A Seton Hall	44 74	181 H Navy	66 52			
						83 H Dartmouth	51 52	333 H Hofstra	73 64			
								335 A LIU Brooklyn	53 51			
LAST 12 Division I GAMES:												
333	H	Hofstra	73 64	83	H	Dartmouth	51 52					
181	H	Navy	66 52	335	A	LIU Brooklyn	53 51					
136	A	Rhode Island	41 74	78	A	Seton Hall	44 74					
				77	A	Temple	59 77					

Non-Div I Games:

Fairfield

Average RPI Win: 0				Through Games Of 11/8/19						
WON-LOST		WINNING	LAST 10	STRENGTH OF	OPP. STRENGTH	TEAM	ADJ.	CONF.	ADJ CONF.	
RECORD		PCT. RANK	GAMES	SCHEDULE	OF SCHEDULE	RPI	RPI	RPI	RPI	
DIV. I ONLY		0- 7	333	0- 1	310	321	346	346	30	30
DIV. I NON-CONF.		0- 7	333	0- 1	310	321	346	346	30	30

TOTALS	RPI 1-25		RPI 26-50	W-L RECORDS	RPI 51-100	RPI 101-150		RPI 150+		
0- 7	0- 0		0- 0	OVERALL	0- 0	0- 1		0- 6		
0- 4	0- 0		0- 0	HOME	0- 0	0- 1		0- 3		
0- 3	0- 0		0- 0	AWAY	0- 0	0- 0		0- 3		
0- 0	0- 0		0- 0	NEUTRAL	0- 0	0- 0		0- 0		
0- 7	0- 0		0- 0	NON-CONFERENCE	0- 0	0- 1		0- 6		
0- 4	0- 0		0- 0	HOME	0- 0	0- 1		0- 3		
0- 3	0- 0		0- 0	AWAY	0- 0	0- 0		0- 3		
0- 0	0- 0		0- 0	NEUTRAL	0- 0	0- 0		0- 0		
0- 0	0- 0		0- 0	CONFERENCE	0- 0	0- 0		0- 0		
0- 0	0- 0		0- 0	HOME	0- 0	0- 0		0- 0		
0- 0	0- 0		0- 0	AWAY	0- 0	0- 0		0- 0		
0- 0	0- 0		0- 0	NEUTRAL	0- 0	0- 0		0- 0		

RPI 1-25				RPI 26-50				RPI 51-100				RPI 101+				Team's RPI: 346	
RPI	S	Opponent	Score	RPI	S	Opponent	Score	RPI	S	Opponent	Score	RPI	S	Opponent	Score		
												108	H	Binghamton	48	60	
												245	A	Lafayette	29	61	
												247	A	Howard	56	64	
												252	H	Manhattan	61	62	
												261	H	Army West Point	68	70	
												295	H	Loyola Maryland	46	75	
												304	A	Pittsburgh	60	69	
LAST 12 Division I GAMES:																	
				108	H	Binghamton	48	60	247	A	Howard	56	64				
				304	A	Pittsburgh	60	69	261	H	Army West Point	68	70				
				252	H	Manhattan	61	62									
				295	H	Loyola Maryland	46	75									
				245	A	Lafayette	29	61									

Non-Div I Games:

Fairleigh Dickinson

■ Loss, ■ Non-Conf, S Site, H Home A Away N Neutral

Average RPI Win:	229	WON-LOST	WINNING	LAST 10	STRENGTH OF	OPP. STRENGTH	TEAM	ADJ.	CONF.	ADJ CONF.
Average RPI Loss:	36	RECORD	PCT. RANK	GAMES	SCHEDULE	OF SCHEDULE	RPI	RPI	RPI	RPI
DIV. I ONLY	5- 3	105	0- 1	148	73	91	91	13	13	
DIV. I NON-CONF.	5- 3	104	0- 1	149	72	92	92	13	13	
TOTALS	RPI 1-25	RPI 26-50	W-L RECORDS	RPI 51-100	RPI 101-150	RPI 150+				
5- 3	0- 0	0- 3	OVERALL	0- 0	0- 0	5- 0				
3- 1	0- 0	0- 1	HOME	0- 0	0- 0	3- 0				
2- 2	0- 0	0- 2	AWAY	0- 0	0- 0	2- 0				
0- 0	0- 0	0- 0	NEUTRAL	0- 0	0- 0	0- 0				
5- 3	0- 0	0- 3	NON-CONFERENCE	0- 0	0- 0	5- 0				
3- 1	0- 0	0- 1	HOME	0- 0	0- 0	3- 0				
2- 2	0- 0	0- 2	AWAY	0- 0	0- 0	2- 0				
0- 0	0- 0	0- 0	NEUTRAL	0- 0	0- 0	0- 0				
0- 0	0- 0	0- 0	CONFERENCE	0- 0	0- 0	0- 0				
0- 0	0- 0	0- 0	HOME	0- 0	0- 0	0- 0				
0- 0	0- 0	0- 0	AWAY	0- 0	0- 0	0- 0				
0- 0	0- 0	0- 0	NEUTRAL	0- 0	0- 0	0- 0				

RPI S	Opponent	Score	RPI S	Opponent	Score	RPI S	Opponent	Score	RPI S	Opponent	Score
26	A Iowa	53 85	33	H Kansas	60 90	48	A Richmond	55 57	184	A Hampton	64 63
									195	H Siena	83 39
									219	A Western Mich.	80 79
									251	H Little Rock	79 72
									295	H Loyola Maryland	72 61
LAST 12 Division I GAMES:											
33	H Kansas	60 90	295	H Loyola Maryland	72 61	219	A Western Mich.	80 79	251	H Little Rock	79 72
26	A Iowa	53 85	195	H Siena	83 39	48	A Richmond	55 57	184	A Hampton	64 63

Non-Div I Games:

Average RPI Win:	278	WON-LOST	WINNING	LAST 10	STRENGTH OF	OPP. STRENGTH	TEAM	ADJ.	CONF.	ADJ CONF.
Average RPI Loss:	25	RECORD	PCT. RANK	GAMES	SCHEDULE	OF SCHEDULE	RPI	RPI	RPI	RPI
DIV. I ONLY	6- 3	85	0- 1	278	119	179	179	7	7	
DIV. I NON-CONF.	6- 3	83	0- 1	279	120	178	178	7	7	
TOTALS	RPI 1-25	RPI 26-50	W-L RECORDS	RPI 51-100	RPI 101-150	RPI 150+				
6- 3	0- 2	0- 1	OVERALL	0- 0	0- 0	6- 0				
4- 2	0- 2	0- 0	HOME	0- 0	0- 0	4- 0				
2- 1	0- 0	0- 1	AWAY	0- 0	0- 0	2- 0				
0- 0	0- 0	0- 0	NEUTRAL	0- 0	0- 0	0- 0				
6- 3	0- 2	0- 1	NON-CONFERENCE	0- 0	0- 0	6- 0				
4- 2	0- 2	0- 0	HOME	0- 0	0- 0	4- 0				
2- 1	0- 0	0- 1	AWAY	0- 0	0- 0	2- 0				
0- 0	0- 0	0- 0	NEUTRAL	0- 0	0- 0	0- 0				
0- 0	0- 0	0- 0	CONFERENCE	0- 0	0- 0	0- 0				
0- 0	0- 0	0- 0	HOME	0- 0	0- 0	0- 0				
0- 0	0- 0	0- 0	AWAY	0- 0	0- 0	0- 0				
0- 0	0- 0	0- 0	NEUTRAL	0- 0	0- 0	0- 0				

RPI 1-25				RPI 26-50				RPI 51-100				RPI 101+ Team's RPI: 179			
RPI	S	Opponent	Score	RPI	S	Opponent	Score	RPI	S	Opponent	Score	RPI	S	Opponent	Score
19	H	Indiana	49 73	33	A	Kansas	66 76					204	H	Samford	84 48
23	H	Florida St.	55 66									248	A	Grambling	72 65
												276	H	Presbyterian	60 46
												281	A	Prairie View	51 44
												310	H	Longwood	71 54
												351	H	Florida A&M	84 40
LAST 12 Division I GAMES:															
33	A	Kansas	66 76	276	H	Presbyterian	60 46								
281	A	Prairie View	51 44	204	H	Samford	84 48								
351	H	Florida A&M	84 40	310	H	Longwood	71 54								
23	H	Florida St.	55 66	248	A	Grambling	72 65								
19	H	Indiana	49 73												

Non-Div I Games:

Florida

Average RPI Win:	0	WON-LOST	WINNING	LAST 10	STRENGTH OF	OPP. STRENGTH	TEAM	ADJ.	CONF.	ADJ CONF.
Average RPI Loss:	268	RECORD	PCT. RANK	GAMES	SCHEDULE	OF SCHEDULE	RPI	RPI	RPI	RPI
DIV. I ONLY	0- 6	333	0- 1	322	350	351	351	31	31	
DIV. I NON-CONF.	0- 6	333	0- 1	322	350	351	351	31	31	
TOTALS	RPI 1-25	RPI 26-50	W-L RECORDS	RPI 51-100	RPI 101-150	RPI 150+				
0- 6	0- 0	0- 0	OVERALL	0- 0	0- 1	0- 5				
0- 0	0- 0	0- 0	HOME	0- 0	0- 0	0- 0				
0- 6	0- 0	0- 0	AWAY	0- 0	0- 1	0- 5				
0- 0	0- 0	0- 0	NEUTRAL	0- 0	0- 0	0- 0				
0- 6	0- 0	0- 0	NON-CONFERENCE	0- 0	0- 1	0- 5				
0- 0	0- 0	0- 0	HOME	0- 0	0- 0	0- 0				
0- 6	0- 0	0- 0	AWAY	0- 0	0- 1	0- 5				
0- 0	0- 0	0- 0	NEUTRAL	0- 0	0- 0	0- 0				
0- 0	0- 0	0- 0	CONFERENCE	0- 0	0- 0	0- 0				
0- 0	0- 0	0- 0	HOME	0- 0	0- 0	0- 0				
0- 0	0- 0	0- 0	AWAY	0- 0	0- 0	0- 0				
0- 0	0- 0	0- 0	NEUTRAL	0- 0	0- 0	0- 0				

RPI 1-25			RPI 26-50			RPI 51-100			RPI 101+			Team's RPI: 351
RPI	S	Opponent	Score	RPI	S	Opponent	Score	RPI	S	Opponent	Score	
								126	A	Texas Tech	60	98
								179	A	Florida	40	84
								313	A	USC Upstate	61	74
								318	A	Alcorn	42	58
								334	A	Mississippi Val.	70	71
								337	A	Jacksonville St.	67	72
LAST 12 Division I GAMES:												
179	A	Florida	40	84	318	A	Alcorn	42	58			
126	A	Texas Tech	60	98	334	A	Mississippi Val.	70	71			
337	A	Jacksonville St.	67	72								
313	A	USC Upstate	61	74								

Non-Div I Games: Johnson (FL) 102 40 Trinity Baptist 103 54

Florida A&M

Average RPI Win:	178	WON-LOST	WINNING	LAST 10	STRENGTH OF	OPP. STRENGTH	TEAM	ADJ.	CONF.	ADJ CONF.
Average RPI Loss:	0	RECORD	PCT. RANK	GAMES	SCHEDULE	OF SCHEDULE	RPI	RPI	RPI	RPI
DIV. I ONLY	9- 0	1	1- 0	173	111	23	23	3	3	
DIV. I NON-CONF.	8- 0	1	0- 0	141	137	20	20	3	3	
TOTALS	RPI 1-25	RPI 26-50	W-L RECORDS	RPI 51-100	RPI 101-150	RPI 150+				
9- 0	0- 0	2- 0	OVERALL	1- 0	0- 0	6- 0				
4- 0	0- 0	0- 0	HOME	1- 0	0- 0	3- 0				
4- 0	0- 0	1- 0	AWAY	0- 0	0- 0	3- 0				
1- 0	0- 0	1- 0	NEUTRAL	0- 0	0- 0	0- 0				
8- 0	0- 0	2- 0	NON-CONFERENCE	1- 0	0- 0	5- 0				
4- 0	0- 0	0- 0	HOME	1- 0	0- 0	3- 0				
3- 0	0- 0	1- 0	AWAY	0- 0	0- 0	2- 0				
1- 0	0- 0	1- 0	NEUTRAL	0- 0	0- 0	0- 0				
1- 0	0- 0	0- 0	CONFERENCE	0- 0	0- 0	1- 0				
0- 0	0- 0	0- 0	HOME	0- 0	0- 0	0- 0				
1- 0	0- 0	0- 0	AWAY	0- 0	0- 0	1- 0				
0- 0	0- 0	0- 0	NEUTRAL	0- 0	0- 0	0- 0				

RPI 1-25			Team's RPI: 23		RPI 26-50			RPI 51-100			RPI 101+				
RPI	S	Opponent	Score	RPI	S	Opponent	Score	RPI	S	Opponent	Score	RPI	S	Opponent	Score
				34	N	Texas A&M	80 58	100	H	Michigan St.	78 68	179	A	Florida	66 55
				47	A	LSU	70 62					191	A	Clemson	81 64
												204	H	Samford	88 59
												215	H	Jacksonville	75 41
												306	H	Charleston So.	88 36
												326	A	UIC	86 42
LAST 12 Division I GAMES:															
				191	A	Clemson	81 64	34	N	Texas A&M	80 58				
				100	H	Michigan St.	78 68	179	A	Florida	66 55				
				306	H	Charleston So.	88 36	326	A	UIC	86 42				
								204	H	Samford	88 59				
								215	H	Jacksonville	75 41				
								47	A	LSU	70 62				

Non-Div I Games:

Florida St.

Average RPI Win:	158	WON-LOST	WINNING	LAST 10	STRENGTH OF	OPP. STRENGTH	TEAM	ADJ.	CONF.	ADJ CONF.
Average RPI Loss:	139	RECORD	PCT. RANK	GAMES	SCHEDULE	OF SCHEDULE	RPI	RPI	RPI	RPI
DIV. I ONLY	5- 5	160	1- 0	122	125	130	130	10	10	
DIV. I NON-CONF.	5- 5	160	1- 0	122	125	129	129	10	10	
TOTALS	RPI 1-25	RPI 26-50	W-L RECORDS	RPI 51-100	RPI 101-150	RPI 150+				
5- 5	0- 0	1- 1	OVERALL	1- 1	0- 1	3- 2				
2- 2	0- 0	0- 0	HOME	0- 1	0- 1	2- 0				
2- 2	0- 0	1- 0	AWAY	0- 0	0- 0	1- 2				
1- 1	0- 0	0- 1	NEUTRAL	1- 0	0- 0	0- 0				
5- 5	0- 0	1- 1	NON-CONFERENCE	1- 1	0- 1	3- 2				
2- 2	0- 0	0- 0	HOME	0- 1	0- 1	2- 0				
2- 2	0- 0	1- 0	AWAY	0- 0	0- 0	1- 2				
1- 1	0- 0	0- 1	NEUTRAL	1- 0	0- 0	0- 0				
0- 0	0- 0	0- 0	CONFERENCE	0- 0	0- 0	0- 0				
0- 0	0- 0	0- 0	HOME	0- 0	0- 0	0- 0				
0- 0	0- 0	0- 0	AWAY	0- 0	0- 0	0- 0				
0- 0	0- 0	0- 0	NEUTRAL	0- 0	0- 0	0- 0				

RPI 1-25				RPI 26-50				RPI 51-100				RPI 101+				Team's RPI: 130	
RPI	S	Opponent	Score	RPI	S	Opponent	Score	RPI	S	Opponent	Score	RPI	S	Opponent	Score		
				32	N	Arkansas	59 71	79	H	Notre Dame	55 60	141	H	Villanova	66 73		
				40	A	Charlotte	76 51	89	N	Lehigh	59 57	169	A	Columbia	51 70		
												188	H	Northeastern	74 58		
												221	H	Georgetown	67 54		
												252	A	Manhattan	51 45		
												272	A	Penn St.	59 72		
LAST 12 Division I GAMES:																	
				221	H	Georgetown	67 54	188	H	Northeastern	74 58						
				252	A	Manhattan	51 45	141	H	Villanova	66 73						
				89	N	Lehigh	59 57	272	A	Penn St.	59 72						
				32	N	Arkansas	59 71	169	A	Columbia	51 70						
				40	A	Charlotte	76 51	79	H	Notre Dame	55 60						

Non-Div I Games:

Fordham

Average RPI Win:	257	WON-LOST	WINNING	LAST 10	STRENGTH OF	OPP. STRENGTH	TEAM	ADJ.	CONF.	ADJ CONF.
Average RPI Loss:	122	RECORD	PCT. RANK	GAMES	SCHEDULE	OF SCHEDULE	RPI	RPI	RPI	RPI
DIV. I ONLY	7- 3	79	1- 0	287	183	160	160	20	20	
DIV. I NON-CONF.	5- 3	104	0- 0	266	193	175	175	21	21	
TOTALS	RPI 1-25	RPI 26-50	W-L RECORDS	RPI 51-100	RPI 101-150	RPI 150+				
7- 3	0- 0	0- 0	OVERALL	0- 1	0- 1	7- 1				
3- 1	0- 0	0- 0	HOME	0- 0	0- 1	3- 0				
3- 1	0- 0	0- 0	AWAY	0- 0	0- 0	3- 1				
1- 1	0- 0	0- 0	NEUTRAL	0- 1	0- 0	1- 0				
5- 3	0- 0	0- 0	NON-CONFERENCE	0- 1	0- 1	5- 1				
2- 1	0- 0	0- 0	HOME	0- 0	0- 1	2- 0				
2- 1	0- 0	0- 0	AWAY	0- 0	0- 0	2- 1				
1- 1	0- 0	0- 0	NEUTRAL	0- 1	0- 0	1- 0				
2- 0	0- 0	0- 0	CONFERENCE	0- 0	0- 0	2- 0				
1- 0	0- 0	0- 0	HOME	0- 0	0- 0	1- 0				
1- 0	0- 0	0- 0	AWAY	0- 0	0- 0	1- 0				
0- 0	0- 0	0- 0	NEUTRAL	0- 0	0- 0	0- 0				

RPI 1-25			RPI 26-50			RPI 51-100			RPI 101+			Team's RPI: 160
RPI	S	Opponent	Score	RPI	S	Opponent	Score	RPI	S	Opponent	Score	
						61 N Yale	67 87	143 H BYU			65 71	
								163 A Portland			64 75	
								217 A Montana			76 63	
								221 N Georgetown			82 69	
								242 A UNLV			72 66	
								267 H Utah St.			76 64	
								269 H UC Davis			73 65	
								284 H Northern Ariz.			83 66	
								298 A Cal Poly			79 52	
LAST 12 Division I GAMES:												
242	A	UNLV	72 66	267	H	Utah St.	76 64					
221	N	Georgetown	82 69	217	A	Montana	76 63					
61	N	Yale	67 87	269	H	UC Davis	73 65					
284	H	Northern Ariz.	83 66	298	A	Cal Poly	79 52					
143	H	BYU	65 71									
163	A	Portland	64 75									

Non-Div I Games:

Fresno St.

Average RPI Win:	201	WON-LOST	WINNING	LAST 10	STRENGTH OF	OPP. STRENGTH	TEAM	ADJ.	CONF.	ADJ CONF.
Average RPI Loss:	121	RECORD	PCT. RANK	GAMES	SCHEDULE	OF SCHEDULE	RPI	RPI	RPI	RPI
DIV. I ONLY	5- 3	105	1- 0	216	72	98	98	25	25	
DIV. I NON-CONF.	5- 3	104	1- 0	215	71	99	99	25	25	
TOTALS	RPI 1-25	RPI 26-50	W-L RECORDS	RPI 51-100	RPI 101-150	RPI 150+				
5- 3	0- 0	1- 0	OVERALL	0- 1	0- 1	4- 1				
3- 0	0- 0	0- 0	HOME	0- 0	0- 0	3- 0				
2- 3	0- 0	1- 0	AWAY	0- 1	0- 1	1- 1				
0- 0	0- 0	0- 0	NEUTRAL	0- 0	0- 0	0- 0				
5- 3	0- 0	1- 0	NON-CONFERENCE	0- 1	0- 1	4- 1				
3- 0	0- 0	0- 0	HOME	0- 0	0- 0	3- 0				
2- 3	0- 0	1- 0	AWAY	0- 1	0- 1	1- 1				
0- 0	0- 0	0- 0	NEUTRAL	0- 0	0- 0	0- 0				
0- 0	0- 0	0- 0	CONFERENCE	0- 0	0- 0	0- 0				
0- 0	0- 0	0- 0	HOME	0- 0	0- 0	0- 0				
0- 0	0- 0	0- 0	AWAY	0- 0	0- 0	0- 0				
0- 0	0- 0	0- 0	NEUTRAL	0- 0	0- 0	0- 0				

RPI 1-25				RPI 26-50				RPI 51-100				Team's RPI: 98		RPI 101+			
RPI	S	Opponent	Score	RPI	S	Opponent	Score	RPI	S	Opponent	Score			RPI	S	Opponent	Score
				48	A	Richmond	70 69					68	A	Middle Tenn.	62	78	

Non-Div I Games: North Greenville 88 51

Furman

Average RPI Win:	331	WON-LOST	WINNING	LAST 10	STRENGTH OF	OPP. STRENGTH	TEAM	ADJ.	CONF.	ADJ CONF.
Average RPI Loss:	174	RECORD	PCT. RANK	GAMES	SCHEDULE	OF SCHEDULE	RPI	RPI	RPI	RPI
DIV. I ONLY	2- 5	254	0- 1	215	342	275	275	22	22	
DIV. I NON-CONF.	2- 5	254	0- 1	214	342	276	276	22	22	
TOTALS	RPI 1-25	RPI 26-50	W-L RECORDS	RPI 51-100	RPI 101-150	RPI 150+				
2- 5	0- 0	0- 0	OVERALL	0- 2	0- 0	2- 3				
0- 2	0- 0	0- 0	HOME	0- 1	0- 0	0- 1				
2- 3	0- 0	0- 0	AWAY	0- 1	0- 0	2- 2				
0- 0	0- 0	0- 0	NEUTRAL	0- 0	0- 0	0- 0				
2- 5	0- 0	0- 0	NON-CONFERENCE	0- 2	0- 0	2- 3				
0- 2	0- 0	0- 0	HOME	0- 1	0- 0	0- 1				
2- 3	0- 0	0- 0	AWAY	0- 1	0- 0	2- 2				
0- 0	0- 0	0- 0	NEUTRAL	0- 0	0- 0	0- 0				
0- 0	0- 0	0- 0	CONFERENCE	0- 0	0- 0	0- 0				
0- 0	0- 0	0- 0	HOME	0- 0	0- 0	0- 0				
0- 0	0- 0	0- 0	AWAY	0- 0	0- 0	0- 0				
0- 0	0- 0	0- 0	NEUTRAL	0- 0	0- 0	0- 0				

RPI 1-25				RPI 26-50				RPI 51-100				RPI 101+				Team's RPI: 275	
RPI	S	Opponent	Score	RPI	S	Opponent	Score	RPI	S	Opponent	Score	RPI	S	Opponent	Score		
								93	H	North Dakota	56	69	190	H	Kennesaw St.	69	95
								98	A	Furman	63	78	203	A	Bethune-Cookman	57	75
													286	A	Mercer	52	62
													320	A	Wofford	70	57
													341	A	Winthrop	91	47
LAST 12 Division I GAMES:																	
				286	A	Mercer	52	62	320	A	Wofford	70	57				
									341	A	Winthrop	91	47				
									203	A	Bethune-Cookman	57	75				
									93	H	North Dakota	56	69				
									190	H	Kennesaw St.	69	95				
									98	A	Furman	63	78				

Non-Div I Games:

Ga. Southern

Average RPI Win:	311	WON-LOST	WINNING	LAST 10	STRENGTH OF	OPP. STRENGTH	TEAM	ADJ.	CONF.	ADJ CONF.
Average RPI Loss:	61	RECORD	PCT. RANK	GAMES	SCHEDULE	OF SCHEDULE	RPI	RPI	RPI	RPI
DIV. I ONLY	3- 3	160	0- 1	178	236	177	177	29	29	
DIV. I NON-CONF.	3- 3	160	0- 1	176	236	176	176	29	29	
TOTALS	RPI 1-25	RPI 26-50	W-L RECORDS	RPI 51-100	RPI 101-150	RPI 150+				
3- 3	0- 0	0- 2	OVERALL	0- 1	0- 0	3- 0				
2- 1	0- 0	0- 0	HOME	0- 1	0- 0	2- 0				
1- 2	0- 0	0- 2	AWAY	0- 0	0- 0	1- 0				
0- 0	0- 0	0- 0	NEUTRAL	0- 0	0- 0	0- 0				
3- 3	0- 0	0- 2	NON-CONFERENCE	0- 1	0- 0	3- 0				
2- 1	0- 0	0- 0	HOME	0- 1	0- 0	2- 0				
1- 2	0- 0	0- 2	AWAY	0- 0	0- 0	1- 0				
0- 0	0- 0	0- 0	NEUTRAL	0- 0	0- 0	0- 0				
0- 0	0- 0	0- 0	CONFERENCE	0- 0	0- 0	0- 0				
0- 0	0- 0	0- 0	HOME	0- 0	0- 0	0- 0				
0- 0	0- 0	0- 0	AWAY	0- 0	0- 0	0- 0				
0- 0	0- 0	0- 0	NEUTRAL	0- 0	0- 0	0- 0				

RPI 1-25				RPI 26-50				RPI 51-100				RPI 101+				Team's RPI: 177	
RPI	S	Opponent	Score	RPI	S	Opponent	Score	RPI	S	Opponent	Score	RPI	S	Opponent	Score		
				40	A	Charlotte	49 74	98	H	Furman	67 72	303	A	Appalachian St.	67 56		
				46	A	Virginia Tech	65 87					309	H	Western Caro.	88 62		
												320	H	Wofford	67 53		
LAST 12 Division I GAMES:																	
				46	A	Virginia Tech	65 87										
				98	H	Furman	67 72										
				309	H	Western Caro.	88 62										
				303	A	Appalachian St.	67 56										
				320	H	Wofford	67 53										
				40	A	Charlotte	49 74										

Non-Div I Games:

Gardner-Webb

Average RPI Win:	289	WON-LOST	WINNING	LAST 10	STRENGTH OF	OPP. STRENGTH	TEAM	ADJ.	CONF.	ADJ CONF.
Average RPI Loss:	95	RECORD	PCT. RANK	GAMES	SCHEDULE	OF SCHEDULE	RPI	RPI	RPI	RPI
DIV. I ONLY	4- 5	189	0- 1	91	285	167	167	10	10	
DIV. I NON-CONF.	4- 5	188	0- 1	91	286	164	164	10	10	
TOTALS	RPI 1-25	RPI 26-50	W-L RECORDS	RPI 51-100	RPI 101-150	RPI 150+				
4- 5	0- 0	0- 2	OVERALL	0- 0	0- 3	4- 0				
2- 3	0- 0	0- 1	HOME	0- 0	0- 2	2- 0				
2- 1	0- 0	0- 0	AWAY	0- 0	0- 1	2- 0				
0- 1	0- 0	0- 1	NEUTRAL	0- 0	0- 0	0- 0				
4- 5	0- 0	0- 2	NON-CONFERENCE	0- 0	0- 3	4- 0				
2- 3	0- 0	0- 1	HOME	0- 0	0- 2	2- 0				
2- 1	0- 0	0- 0	AWAY	0- 0	0- 1	2- 0				
0- 1	0- 0	0- 1	NEUTRAL	0- 0	0- 0	0- 0				
0- 0	0- 0	0- 0	CONFERENCE	0- 0	0- 0	0- 0				
0- 0	0- 0	0- 0	HOME	0- 0	0- 0	0- 0				
0- 0	0- 0	0- 0	AWAY	0- 0	0- 0	0- 0				
0- 0	0- 0	0- 0	NEUTRAL	0- 0	0- 0	0- 0				

RPI S	Opponent	Score	RPI S	Opponent	Score	RPI S	Opponent	Score	RPI S	Opponent	Score	Team's RPI: 167
			41 N	Bradley	59 61				121 H	UMKC	58 64	
			46 H	Virginia Tech	58 77				133 A	Coastal Caro.	59 74	
									134 H	Bucknell	51 64	
									260 H	American	73 55	
									272 A	Penn St.	78 68	
									301 A	Col. of Charleston	72 61	
									321 H	Detroit Mercy	75 62	
LAST 12 Division I GAMES:												
			321 H	Detroit Mercy	75 62				134 H	Bucknell	51 64	
			46 H	Virginia Tech	58 77				133 A	Coastal Caro.	59 74	
			301 A	Col. of Charleston	72 61				41 N	Bradley	59 61	
									121 H	UMKC	58 64	
									272 A	Penn St.	78 68	
									260 H	American	73 55	

Non-Div I Games:

George Mason

■ Loss,
 ■ Non-Conf,
 S Site,
 ■ Home
 ■ Away
 N Neutral

Average RPI Win:	203	WON-LOST	WINNING	LAST 10	STRENGTH OF	OPP. STRENGTH	TEAM	ADJ.	CONF.	ADJ CONF.
Average RPI Loss:	45	RECORD	PCT. RANK	GAMES	SCHEDULE	OF SCHEDULE	RPI	RPI	RPI	RPI
DIV. I ONLY	6- 3	85	1- 0	185	50	82	82	10	10	
DIV. I NON-CONF.	6- 3	83	1- 0	183	50	82	82	10	10	
TOTALS	RPI 1-25	RPI 26-50	W-L RECORDS	RPI 51-100	RPI 101-150	RPI 150+				
6- 3	0- 1	0- 1	OVERALL	0- 1	2- 0	4- 0				
2- 1	0- 1	0- 0	HOME	0- 0	0- 0	2- 0				
4- 2	0- 0	0- 1	AWAY	0- 1	2- 0	2- 0				
0- 0	0- 0	0- 0	NEUTRAL	0- 0	0- 0	0- 0				
6- 3	0- 1	0- 1	NON-CONFERENCE	0- 1	2- 0	4- 0				
2- 1	0- 1	0- 0	HOME	0- 0	0- 0	2- 0				
4- 2	0- 0	0- 1	AWAY	0- 1	2- 0	2- 0				
0- 0	0- 0	0- 0	NEUTRAL	0- 0	0- 0	0- 0				
0- 0	0- 0	0- 0	CONFERENCE	0- 0	0- 0	0- 0				
0- 0	0- 0	0- 0	HOME	0- 0	0- 0	0- 0				
0- 0	0- 0	0- 0	AWAY	0- 0	0- 0	0- 0				
0- 0	0- 0	0- 0	NEUTRAL	0- 0	0- 0	0- 0				

RPI 1-25			RPI 26-50			RPI 51-100			Team's RPI: 82	RPI 101+		
RPI	S	Opponent	Score	RPI	S	Opponent	Score	RPI	S	Opponent	Score	
5	H	Princeton	50 75	42	A	Maryland	54 88	89	A	Lehigh	53 59	140 A Memphis 64 63
												141 A Villanova 68 56
												199 A Quinnipiac 78 67
												210 A Delaware 63 49
												221 H Georgetown 52 49
												308 H Coppin St. 54 35
LAST 12 Division I GAMES:												
199	A	Quinnipiac	78 67	221	H	Georgetown	52 49					
210	A	Delaware	63 49	42	A	Maryland	54 88					
308	H	Coppin St.	54 35	140	A	Memphis	64 63					
				89	A	Lehigh	53 59					
				5	H	Princeton	50 75					
				141	A	Villanova	68 56					

Non-Div I Games:

George Washington

■ Loss,
 ■ Non-Conf, S Site,
 ■ Home
 ■ Away
 N Neutral

Average RPI Win:	308	WON-LOST	WINNING	LAST 10	STRENGTH OF	OPP. STRENGTH	TEAM	ADJ.	CONF.	ADJ CONF.
Average RPI Loss:	107	RECORD	PCT. RANK	GAMES	SCHEDULE	OF SCHEDULE	RPI	RPI	RPI	RPI
DIV. I ONLY	2- 7	291	0- 1	120	238	221	221	6	6	
DIV. I NON-CONF.	2- 7	291	0- 1	120	238	221	221	6	6	
TOTALS	RPI 1-25	RPI 26-50	W-L RECORDS	RPI 51-100	RPI 101-150	RPI 150+				
2- 7	0- 0	0- 1	OVERALL	0- 3	0- 1	2- 2				
0- 2	0- 0	0- 1	HOME	0- 1	0- 0	0- 0				
2- 4	0- 0	0- 0	AWAY	0- 2	0- 1	2- 1				
0- 1	0- 0	0- 0	NEUTRAL	0- 0	0- 0	0- 1				
2- 7	0- 0	0- 1	NON-CONFERENCE	0- 3	0- 1	2- 2				
0- 2	0- 0	0- 1	HOME	0- 1	0- 0	0- 0				
2- 4	0- 0	0- 0	AWAY	0- 2	0- 1	2- 1				
0- 1	0- 0	0- 0	NEUTRAL	0- 0	0- 0	0- 1				
0- 0	0- 0	0- 0	CONFERENCE	0- 0	0- 0	0- 0				
0- 0	0- 0	0- 0	HOME	0- 0	0- 0	0- 0				
0- 0	0- 0	0- 0	AWAY	0- 0	0- 0	0- 0				
0- 0	0- 0	0- 0	NEUTRAL	0- 0	0- 0	0- 0				

RPI S	Opponent	Score	RPI S	Opponent	Score	RPI S	Opponent	Score	RPI S	Opponent	Score	Team's RPI: 221
48	H Richmond	49 51	73	H James Madison	59 66	130	A Fordham	54 67	160	N Fresno St.	69 82	
			82	A George Washington	49 52	169	A Columbia	49 54	304	A Pittsburgh	66 56	
			88	A Davidson	52 66	312	A LMU (CA)	64 53				
LAST 12 Division I GAMES:												
130	A Fordham	54 67	304	A Pittsburgh	66 56							
169	A Columbia	49 54	48	H Richmond	49 51							
160	N Fresno St.	69 82	88	A Davidson	52 66							
312	A LMU (CA)	64 53										
82	A George Washington	49 52										
73	H James Madison	59 66										

Non-Div I Games:

Georgetown

■ Loss,
 ■ Non-Conf, S Site,
 ■ Home
 ■ Away
 N Neutral

Average RPI Win: 170	WON-LOST	WINNING	LAST 10	STRENGTH OF	OPP. STRENGTH	TEAM	ADJ.	CONF.	ADJ CONF.
Average RPI Loss: 66	RECORD	PCT. RANK	GAMES	SCHEDULE	OF SCHEDULE	RPI	RPI	RPI	RPI
DIV. I ONLY	6- 3	85	0- 1	19	207	52	52	7	7
DIV. I NON-CONF.	6- 3	83	0- 1	18	206	52	52	7	7
TOTALS	RPI 1-25	RPI 26-50	W-L RECORDS	RPI 51-100	RPI 101-150	RPI 150+			
6- 3	0- 0	1- 2	OVERALL	1- 0	1- 1	3- 0			
4- 2	0- 0	0- 1	HOME	0- 0	1- 1	3- 0			
0- 1	0- 0	0- 1	AWAY	0- 0	0- 0	0- 0			
2- 0	0- 0	1- 0	NEUTRAL	1- 0	0- 0	0- 0			
6- 3	0- 0	1- 2	NON-CONFERENCE	1- 0	1- 1	3- 0			
4- 2	0- 0	0- 1	HOME	0- 0	1- 1	3- 0			
0- 1	0- 0	0- 1	AWAY	0- 0	0- 0	0- 0			
2- 0	0- 0	1- 0	NEUTRAL	1- 0	0- 0	0- 0			
0- 0	0- 0	0- 0	CONFERENCE	0- 0	0- 0	0- 0			
0- 0	0- 0	0- 0	HOME	0- 0	0- 0	0- 0			
0- 0	0- 0	0- 0	AWAY	0- 0	0- 0	0- 0			
0- 0	0- 0	0- 0	NEUTRAL	0- 0	0- 0	0- 0			

RPI S	Opponent	Score	RPI S	Opponent	Score	RPI S	Opponent	Score	RPI S	Opponent	Score
			27 H	Georgia Tech	40 73	63 N	Butler	69 36	120 H	N.C. A&T	72 54
			29 A	Baylor	38 72				141 H	Villanova	58 63
			46 N	Virginia Tech	77 72				190 H	Kennesaw St.	80 65
									286 H	Mercer	76 60
									313 H	USC Upstate	67 53
LAST 12 Division I GAMES:											
			313 H	USC Upstate	67 53	29 A	Baylor	38 72			
			141 H	Villanova	58 63	46 N	Virginia Tech	77 72			
			286 H	Mercer	76 60	63 N	Butler	69 36			
			27 H	Georgia Tech	40 73						
			120 H	N.C. A&T	72 54						
			190 H	Kennesaw St.	80 65						

Non-Div I Games:

Georgia

Average RPI Win:	323	WON-LOST	WINNING	LAST 10	STRENGTH OF	OPP. STRENGTH	TEAM	ADJ.	CONF.	ADJ CONF.
Average RPI Loss:	172	RECORD	PCT. RANK	GAMES	SCHEDULE	OF SCHEDULE	RPI	RPI	RPI	RPI
DIV. I ONLY	1- 7	318	0- 1	227	264	319	319	22	22	
DIV. I NON-CONF.	1- 7	317	0- 1	226	264	318	318	22	22	
TOTALS	RPI 1-25	RPI 26-50	W-L RECORDS	RPI 51-100	RPI 101-150	RPI 150+				
1- 7	0- 0	0- 1	OVERALL	0- 1	0- 1	1- 4				
0- 3	0- 0	0- 0	HOME	0- 0	0- 0	0- 3				
0- 4	0- 0	0- 1	AWAY	0- 1	0- 1	0- 1				
1- 0	0- 0	0- 0	NEUTRAL	0- 0	0- 0	1- 0				
1- 7	0- 0	0- 1	NON-CONFERENCE	0- 1	0- 1	1- 4				
0- 3	0- 0	0- 0	HOME	0- 0	0- 0	0- 3				
0- 4	0- 0	0- 1	AWAY	0- 1	0- 1	0- 1				
1- 0	0- 0	0- 0	NEUTRAL	0- 0	0- 0	1- 0				
0- 0	0- 0	0- 0	CONFERENCE	0- 0	0- 0	0- 0				
0- 0	0- 0	0- 0	HOME	0- 0	0- 0	0- 0				
0- 0	0- 0	0- 0	AWAY	0- 0	0- 0	0- 0				
0- 0	0- 0	0- 0	NEUTRAL	0- 0	0- 0	0- 0				

RPI 1-25			RPI 26-50			RPI 51-100			RPI 101+			Team's RPI: 319
RPI	S	Opponent	Score	RPI	S	Opponent	Score	RPI	S	Opponent	Score	
				27	A	Georgia Tech	28 69	98	A	Furman	55 62	
								113	A	UNC Greensboro	49 64	
								186	H	Alabama A&M	52 67	
								198	A	UTEP	68 71	
								283	H	Toledo	48 74	
								302	H	FIU	63 70	
								323	N	New Mexico St.	59 51	
LAST 12 Division I GAMES:												
302	H	FIU	63 70	113	A	UNC Greensboro	49 64					
283	H	Toledo	48 74	98	A	Furman	55 62					
				198	A	UTEP	68 71					
				323	N	New Mexico St.	59 51					
				186	H	Alabama A&M	52 67					
				27	A	Georgia Tech	28 69					

Non-Div I Games:

Georgia St.

Average RPI Win: 151		WON-LOST	WINNING	LAST 10	STRENGTH OF	OPP. STRENGTH	TEAM	ADJ.	CONF.	ADJ CONF.
Average RPI Loss: 24		RECORD	PCT. RANK	GAMES	SCHEDULE	OF SCHEDULE	RPI	RPI	RPI	RPI
DIV. I ONLY		7- 1	28	0- 1	112	35	27	27	3	3
DIV. I NON-CONF.		7- 1	28	0- 1	112	35	27	27	3	3
TOTALS	RPI 1-25	RPI 26-50		W-L RECORDS		RPI 51-100	RPI 101-150	RPI 150+		
7- 1	0- 1	0- 0		OVERALL		3- 0	1- 0	3- 0		
4- 0	0- 0	0- 0		HOME		1- 0	1- 0	2- 0		
2- 0	0- 0	0- 0		AWAY		1- 0	0- 0	1- 0		
1- 1	0- 1	0- 0		NEUTRAL		1- 0	0- 0	0- 0		
7- 1	0- 1	0- 0		NON-CONFERENCE		3- 0	1- 0	3- 0		
4- 0	0- 0	0- 0		HOME		1- 0	1- 0	2- 0		
2- 0	0- 0	0- 0		AWAY		1- 0	0- 0	1- 0		
1- 1	0- 1	0- 0		NEUTRAL		1- 0	0- 0	0- 0		
0- 0	0- 0	0- 0		CONFERENCE		0- 0	0- 0	0- 0		
0- 0	0- 0	0- 0		HOME		0- 0	0- 0	0- 0		
0- 0	0- 0	0- 0		AWAY		0- 0	0- 0	0- 0		
0- 0	0- 0	0- 0		NEUTRAL		0- 0	0- 0	0- 0		

RPI 1-25				RPI 26-50		Team's RPI: 27		RPI 51-100				RPI 101+			
RPI	S	Opponent	Score	RPI	S	Opponent	Score	RPI	S	Opponent	Score	RPI	S	Opponent	Score
24	N	Rutgers	43 46					52	A	Georgia	73 40	118	H	Houston	69 38
								55	H	Wisconsin	60 41	190	A	Kennesaw St.	63 47
								78	N	Seton Hall	79 54	248	H	Grambling	89 42
												319	H	Georgia St.	69 28
LAST 12 Division I GAMES:															
24	N	Rutgers	43 46	319	H	Georgia St.	69 28								
190	A	Kennesaw St.	63 47	52	A	Georgia	73 40								
55	H	Wisconsin	60 41	248	H	Grambling	89 42								
78	N	Seton Hall	79 54	118	H	Houston	69 38								

Non-Div I Games:

Georgia Tech

■ Loss, ■ Non-Conf, S Site, H Home A Away N Neutral

Average RPI Win:	111	WON-LOST	WINNING	LAST 10	STRENGTH OF	OPP. STRENGTH	TEAM	ADJ.	CONF.	ADJ CONF.
Average RPI Loss:	4	RECORD	PCT. RANK	GAMES	SCHEDULE	OF SCHEDULE	RPI	RPI	RPI	RPI
DIV. I ONLY	8- 1	19	1- 0	61	5	8	8	12	12	
DIV. I NON-CONF.	8- 1	19	1- 0	60	5	8	8	12	12	
TOTALS	RPI 1-25	RPI 26-50	W-L RECORDS	RPI 51-100	RPI 101-150	RPI 150+				
8- 1	1- 1	0- 0	OVERALL	3- 0	2- 0	2- 0				
3- 0	0- 0	0- 0	HOME	1- 0	1- 0	1- 0				
2- 1	0- 1	0- 0	AWAY	1- 0	1- 0	0- 0				
3- 0	1- 0	0- 0	NEUTRAL	1- 0	0- 0	1- 0				
8- 1	1- 1	0- 0	NON-CONFERENCE	3- 0	2- 0	2- 0				
3- 0	0- 0	0- 0	HOME	1- 0	1- 0	1- 0				
2- 1	0- 1	0- 0	AWAY	1- 0	1- 0	0- 0				
3- 0	1- 0	0- 0	NEUTRAL	1- 0	0- 0	1- 0				
0- 0	0- 0	0- 0	CONFERENCE	0- 0	0- 0	0- 0				
0- 0	0- 0	0- 0	HOME	0- 0	0- 0	0- 0				
0- 0	0- 0	0- 0	AWAY	0- 0	0- 0	0- 0				
0- 0	0- 0	0- 0	NEUTRAL	0- 0	0- 0	0- 0				

RPI 1-25				Team's RPI: 8		RPI 26-50				RPI 51-100				RPI 101+					
RPI	S	Opponent	Score		RPI	S	Opponent	Score		RPI	S	Opponent	Score		RPI	S	Opponent	Score	
4	A	Stanford	70	76						68	N	Middle Tenn.	62	50	124	A	Montana St.	70	55
25	N	Purdue	63	50						70	H	CSU Bakersfield	92	48	145	H	UT Martin	78	55
										84	A	Washington St.	76	53	151	N	Dayton	76	65
															222	H	Eastern Wash.	84	44
LAST 12 Division I GAMES:																			
					84	A	Washington St.	76	53						68	N	Middle Tenn.	62	50
					124	A	Montana St.	70	55						25	N	Purdue	63	50
					151	N	Dayton	76	65						70	H	CSU Bakersfield	92	48
					222	H	Eastern Wash.	84	44										
					4	A	Stanford	70	76										
					145	H	UT Martin	78	55										

Non-Div I Games:

Gonzaga

Average RPI Win:	0	WON-LOST	WINNING	LAST 10	STRENGTH OF	OPP. STRENGTH	TEAM	ADJ.	CONF.	ADJ CONF.
Average RPI Loss:	116	RECORD	PCT. RANK	GAMES	SCHEDULE	OF SCHEDULE	RPI	RPI	RPI	RPI
DIV. I ONLY	0- 6	333	0- 1	21	278	248	248	28	28	
DIV. I NON-CONF.	0- 6	333	0- 1	21	279	248	248	28	28	
TOTALS	RPI 1-25	RPI 26-50	W-L RECORDS	RPI 51-100	RPI 101-150	RPI 150+				
0- 6	0- 0	0- 3	OVERALL	0- 1	0- 0	0- 2				
0- 2	0- 0	0- 0	HOME	0- 1	0- 0	0- 1				
0- 4	0- 0	0- 3	AWAY	0- 0	0- 0	0- 1				
0- 0	0- 0	0- 0	NEUTRAL	0- 0	0- 0	0- 0				
0- 6	0- 0	0- 3	NON-CONFERENCE	0- 1	0- 0	0- 2				
0- 2	0- 0	0- 0	HOME	0- 1	0- 0	0- 1				
0- 4	0- 0	0- 3	AWAY	0- 0	0- 0	0- 1				
0- 0	0- 0	0- 0	NEUTRAL	0- 0	0- 0	0- 0				
0- 0	0- 0	0- 0	CONFERENCE	0- 0	0- 0	0- 0				
0- 0	0- 0	0- 0	HOME	0- 0	0- 0	0- 0				
0- 0	0- 0	0- 0	AWAY	0- 0	0- 0	0- 0				
0- 0	0- 0	0- 0	NEUTRAL	0- 0	0- 0	0- 0				

RPI 1-25				RPI 26-50				RPI 51-100				RPI 101+ Team's RPI: 248			
RPI	S	Opponent	Score	RPI	S	Opponent	Score	RPI	S	Opponent	Score	RPI	S	Opponent	Score
				27	A	Georgia Tech	42 89	85	H	UT Arlington	54 88	179	H	Florida	65 72
				29	A	Baylor	46 120					347	A	Northwestern St.	61 65
				31	A	Kentucky	35 81								
LAST 12 Division I GAMES:															
				179	H	Florida	65 72	347	A	Northwestern St.	61 65				
								31	A	Kentucky	35 81				
								85	H	UT Arlington	54 88				
								27	A	Georgia Tech	42 89				
								29	A	Baylor	46 120				

Non-Div I Games: Centenary (LA) 106 42

Grambling

■ Loss,
 ■ Non-Conf, S Site,
 ■ Home
 ■ Away
 N Neutral

Grand Canyon

Through Games Of 12/8/19

Average RPI Win:	137	WON-LOST	WINNING	LAST 10	STRENGTH OF	OPP. STRENGTH	TEAM	ADJ.	CONF.	ADJ CONF.
Average RPI Loss:	176	RECORD	PCT. RANK	GAMES	SCHEDULE	OF SCHEDULE	RPI	RPI	RPI	RPI
DIV. I ONLY	1- 5	300	0- 1	80	320	282	282	32	32	
DIV. I NON-CONF.	1- 5	299	0- 1	78	320	283	283	32	32	
TOTALS	RPI 1-25	RPI 26-50	W-L RECORDS	RPI 51-100	RPI 101-150	RPI 150+				
1- 5	0- 0	0- 0	OVERALL	0- 1	1- 0	0- 4				
1- 2	0- 0	0- 0	HOME	0- 1	1- 0	0- 1				
0- 3	0- 0	0- 0	AWAY	0- 0	0- 0	0- 3				
0- 0	0- 0	0- 0	NEUTRAL	0- 0	0- 0	0- 0				
1- 5	0- 0	0- 0	NON-CONFERENCE	0- 1	1- 0	0- 4				
1- 2	0- 0	0- 0	HOME	0- 1	1- 0	0- 1				
0- 3	0- 0	0- 0	AWAY	0- 0	0- 0	0- 3				
0- 0	0- 0	0- 0	NEUTRAL	0- 0	0- 0	0- 0				
0- 0	0- 0	0- 0	CONFERENCE	0- 0	0- 0	0- 0				
0- 0	0- 0	0- 0	HOME	0- 0	0- 0	0- 0				
0- 0	0- 0	0- 0	AWAY	0- 0	0- 0	0- 0				
0- 0	0- 0	0- 0	NEUTRAL	0- 0	0- 0	0- 0				

RPI 1-25			RPI 26-50			RPI 51-100			RPI 101+			Team's RPI: 282
RPI	S	Opponent	Score	RPI	S	Opponent	Score	RPI	S	Opponent	Score	
						93	H North Dakota	76	78	137	H Southern Utah	69 65
										163	A Portland	41 73
										171	A Portland St.	46 69
										217	A Montana	67 72
										236	H Cal St. Fullerton	70 80
LAST 12 Division I GAMES:												
						163	A Portland	41	73	93	H North Dakota	76 78
						171	A Portland St.	46	69			
						236	H Cal St. Fullerton	70	80			
						217	A Montana	67	72			
						137	H Southern Utah	69	65			

Non-Div I Games: Benedictine Mesa 72 53

Grand Canyon

■ Loss,
 ■ Non-Conf,
 S Site,
 ■ Home
 ■ Away
 N Neutral

Average RPI Win:	165	WON-LOST	WINNING	LAST 10	STRENGTH OF	OPP. STRENGTH	TEAM	ADJ.	CONF.	ADJ CONF.
Average RPI Loss:	21	RECORD	PCT. RANK	GAMES	SCHEDULE	OF SCHEDULE	RPI	RPI	RPI	RPI
DIV. I ONLY	5- 4	144	1- 0	42	12	64	64	16	16	
DIV. I NON-CONF.	5- 4	143	1- 0	41	12	65	65	16	16	
TOTALS	RPI 1-25	RPI 26-50	W-L RECORDS	RPI 51-100	RPI 101-150	RPI 150+				
5- 4	0- 3	0- 1	OVERALL	0- 0	3- 0	2- 0				
1- 3	0- 2	0- 1	HOME	0- 0	0- 0	1- 0				
2- 0	0- 0	0- 0	AWAY	0- 0	1- 0	1- 0				
2- 1	0- 1	0- 0	NEUTRAL	0- 0	2- 0	0- 0				
5- 4	0- 3	0- 1	NON-CONFERENCE	0- 0	3- 0	2- 0				
1- 3	0- 2	0- 1	HOME	0- 0	0- 0	1- 0				
2- 0	0- 0	0- 0	AWAY	0- 0	1- 0	1- 0				
2- 1	0- 1	0- 0	NEUTRAL	0- 0	2- 0	0- 0				
0- 0	0- 0	0- 0	CONFERENCE	0- 0	0- 0	0- 0				
0- 0	0- 0	0- 0	HOME	0- 0	0- 0	0- 0				
0- 0	0- 0	0- 0	AWAY	0- 0	0- 0	0- 0				
0- 0	0- 0	0- 0	NEUTRAL	0- 0	0- 0	0- 0				

RPI 1-25				RPI 26-50				RPI 51-100				RPI 101+			
RPI	S	Opponent	Score	RPI	S	Opponent	Score	RPI	S	Opponent	Score	RPI	S	Opponent	Score
7	H	DePaul	65 76	50	H	Marquette	47 60					103	A	Central Mich.	111 105
11	N	Mississippi St.	58 83									112	N	Bowling Green	73 54
14	H	South Dakota	60 66									115	N	Syracuse	79 73
												170	H	Missouri	72 64
												323	A	Chicago St.	102 46
LAST 12 Division I GAMES:															
50	H	Marquette	47 60	323	A	Chicago St.	102 46								
170	H	Missouri	72 64	11	N	Mississippi St.	58 83								
14	H	South Dakota	60 66	115	N	Syracuse	79 73								
103	A	Central Mich.	111 105	7	H	DePaul	65 76								
				112	N	Bowling Green	73 54								

Non-Div I Games:

Green Bay

■ Loss,
 ■ Non-Conf,
 S Site,
 ■ Home
 ■ Away
 N Neutral

Average RPI Win: 208		WON-LOST	WINNING	LAST 10	STRENGTH OF	OPP. STRENGTH	TEAM	ADJ.	CONF.	ADJ CONF.
Average RPI Loss: 134		RECORD	PCT. RANK	GAMES	SCHEDULE	OF SCHEDULE	RPI	RPI	RPI	RPI
DIV. I ONLY		2- 3	214	0- 1	146	251	184	184	29	29
DIV. I NON-CONF.		2- 3	215	0- 1	147	251	184	184	29	29
TOTALS		RPI 1-25	RPI 26-50	W-L RECORDS	RPI 51-100	RPI 101-150	RPI 150+			
2- 3	0- 0		0- 0	OVERALL	0- 2	1- 0	1- 1			
0- 2	0- 0		0- 0	HOME	0- 1	0- 0	0- 1			
2- 1	0- 0		0- 0	AWAY	0- 1	1- 0	1- 0			
0- 0	0- 0		0- 0	NEUTRAL	0- 0	0- 0	0- 0			
2- 3	0- 0		0- 0	NON-CONFERENCE	0- 2	1- 0	1- 1			
0- 2	0- 0		0- 0	HOME	0- 1	0- 0	0- 1			
2- 1	0- 0		0- 0	AWAY	0- 1	1- 0	1- 0			
0- 0	0- 0		0- 0	NEUTRAL	0- 0	0- 0	0- 0			
0- 0	0- 0		0- 0	CONFERENCE	0- 0	0- 0	0- 0			
0- 0	0- 0		0- 0	HOME	0- 0	0- 0	0- 0			
0- 0	0- 0		0- 0	AWAY	0- 0	0- 0	0- 0			
0- 0	0- 0		0- 0	NEUTRAL	0- 0	0- 0	0- 0			

RPI 1-25				RPI 26-50				RPI 51-100				RPI 101+				Team's RPI: 184	
RPI	S	Opponent	Score	RPI	S	Opponent	Score	RPI	S	Opponent	Score	RPI	S	Opponent	Score		
								91	H	Fla. Atlantic	63 64	119	A	Alabama	64 61		
								98	A	Furman	65 70	214	H	Norfolk St.	56 77		
												297	A	Chattanooga	84 55		
LAST 12 Division I GAMES:																	
				214	H	Norfolk St.	56 77	91	H	Fla. Atlantic	63 64						
				98	A	Furman	65 70	297	A	Chattanooga	84 55	119	A	Alabama	64 61		

Non-Div I Games:

Hampton

■ Loss, ■ Non-Conf, S Site, H Home A Away N Neutral

Average RPI Win:	0	WON-LOST	WINNING	LAST 10	STRENGTH OF	OPP. STRENGTH	TEAM	ADJ.	CONF.	ADJ CONF.
Average RPI Loss:	159	RECORD	PCT. RANK	GAMES	SCHEDULE	OF SCHEDULE	RPI	RPI	RPI	RPI
DIV. I ONLY	0- 9	333	0- 1	51	330	292	292	27	27	
DIV. I NON-CONF.	0- 9	333	0- 1	50	330	292	292	27	27	
TOTALS	RPI 1-25	RPI 26-50	W-L RECORDS	RPI 51-100	RPI 101-150	RPI 150+				
0- 9	0- 0	0- 0	OVERALL	0- 3	0- 2	0- 4				
0- 4	0- 0	0- 0	HOME	0- 1	0- 1	0- 2				
0- 5	0- 0	0- 0	AWAY	0- 2	0- 1	0- 2				
0- 0	0- 0	0- 0	NEUTRAL	0- 0	0- 0	0- 0				
0- 9	0- 0	0- 0	NON-CONFERENCE	0- 3	0- 2	0- 4				
0- 4	0- 0	0- 0	HOME	0- 1	0- 1	0- 2				
0- 5	0- 0	0- 0	AWAY	0- 2	0- 1	0- 2				
0- 0	0- 0	0- 0	NEUTRAL	0- 0	0- 0	0- 0				
0- 0	0- 0	0- 0	CONFERENCE	0- 0	0- 0	0- 0				
0- 0	0- 0	0- 0	HOME	0- 0	0- 0	0- 0				
0- 0	0- 0	0- 0	AWAY	0- 0	0- 0	0- 0				
0- 0	0- 0	0- 0	NEUTRAL	0- 0	0- 0	0- 0				

RPI 1-25				RPI 26-50				RPI 51-100				RPI 101+ Team's RPI: 292					
RPI	S	Opponent	Score	RPI	S	Opponent	Score	RPI	S	Opponent	Score	RPI	S	Opponent	Score		
								66	H	Providence	57	75	122	A	Harvard	44	53
								87	A	Penn	46	74	136	H	Rhode Island	56	68
								100	A	Michigan St.	34	79	164	A	William & Mary	44	61
													185	A	Massachusetts	48	74
													241	H	NJIT	52	61
													333	H	Hofstra	41	43
LAST 12 Division I GAMES:																	
				100	A	Michigan St.	34	79					241	H	NJIT	52	61
				122	A	Harvard	44	53					87	A	Penn	46	74
				185	A	Massachusetts	48	74					164	A	William & Mary	44	61
				66	H	Providence	57	75									
				136	H	Rhode Island	56	68									
				333	H	Hofstra	41	43									

Non-Div I Games:

Hartford

Average RPI Win:	189	WON-LOST	WINNING	LAST 10	STRENGTH OF	OPP. STRENGTH	TEAM	ADJ.	CONF.	ADJ CONF.
Average RPI Loss:	117	RECORD	PCT. RANK	GAMES	SCHEDULE	OF SCHEDULE	RPI	RPI	RPI	RPI
DIV. I ONLY	7- 3	79	1- 0	284	33	122	122	8	8	
DIV. I NON-CONF.	7- 3	80	1- 0	285	33	121	121	8	8	
TOTALS	RPI 1-25	RPI 26-50	W-L RECORDS	RPI 51-100	RPI 101-150	RPI 150+				
7- 3	0- 1	0- 0	OVERALL	1- 0	0- 1	6- 1				
3- 1	0- 0	0- 0	HOME	1- 0	0- 0	2- 1				
4- 2	0- 1	0- 0	AWAY	0- 0	0- 1	4- 0				
0- 0	0- 0	0- 0	NEUTRAL	0- 0	0- 0	0- 0				
7- 3	0- 1	0- 0	NON-CONFERENCE	1- 0	0- 1	6- 1				
3- 1	0- 0	0- 0	HOME	1- 0	0- 0	2- 1				
4- 2	0- 1	0- 0	AWAY	0- 0	0- 1	4- 0				
0- 0	0- 0	0- 0	NEUTRAL	0- 0	0- 0	0- 0				
0- 0	0- 0	0- 0	CONFERENCE	0- 0	0- 0	0- 0				
0- 0	0- 0	0- 0	HOME	0- 0	0- 0	0- 0				
0- 0	0- 0	0- 0	AWAY	0- 0	0- 0	0- 0				
0- 0	0- 0	0- 0	NEUTRAL	0- 0	0- 0	0- 0				

RPI 1-25				RPI 26-50				RPI 51-100				RPI 101+ Team's RPI: 122			
RPI	S	Opponent	Score	RPI	S	Opponent	Score	RPI	S	Opponent	Score	RPI	S	Opponent	Score
24	A	Rutgers	46 74					56	H	California	56 53	138	A	La Salle	69 75
												158	A	Northern Ill.	59 53
												188	H	Northeastern	44 46
												195	H	Siena	68 51
												199	A	Quinnipiac	77 68
												202	A	Boston U.	66 39
												220	A	Maine	69 40
												292	H	Hartford	53 44
LAST 12 Division I GAMES:															
138	A	La Salle	69 75	220	A	Maine	69 40								
195	H	Siena	68 51	188	H	Northeastern	44 46								
56	H	California	56 53	199	A	Quinnipiac	77 68								
158	A	Northern Ill.	59 53	202	A	Boston U.	66 39								
				292	H	Hartford	53 44								
				24	A	Rutgers	46 74								

Non-Div I Games:

Harvard

Average RPI Win:	245	WON-LOST	WINNING	LAST 10	STRENGTH OF	OPP. STRENGTH	TEAM	ADJ.	CONF.	ADJ CONF.
Average RPI Loss:	107	RECORD	PCT. RANK	GAMES	SCHEDULE	OF SCHEDULE	RPI	RPI	RPI	RPI
DIV. I ONLY	5- 5	160	1- 0	117	181	154	154	24	24	
DIV. I NON-CONF.	5- 5	160	1- 0	117	178	153	153	24	24	
TOTALS	RPI 1-25	RPI 26-50	W-L RECORDS	RPI 51-100	RPI 101-150	RPI 150+				
5- 5	0- 2	0- 0	OVERALL	0- 1	1- 1	4- 1				
3- 3	0- 1	0- 0	HOME	0- 1	1- 1	2- 0				
2- 2	0- 1	0- 0	AWAY	0- 0	0- 0	2- 1				
0- 0	0- 0	0- 0	NEUTRAL	0- 0	0- 0	0- 0				
5- 5	0- 2	0- 0	NON-CONFERENCE	0- 1	1- 1	4- 1				
3- 3	0- 1	0- 0	HOME	0- 1	1- 1	2- 0				
2- 2	0- 1	0- 0	AWAY	0- 0	0- 0	2- 1				
0- 0	0- 0	0- 0	NEUTRAL	0- 0	0- 0	0- 0				
0- 0	0- 0	0- 0	CONFERENCE	0- 0	0- 0	0- 0				
0- 0	0- 0	0- 0	HOME	0- 0	0- 0	0- 0				
0- 0	0- 0	0- 0	AWAY	0- 0	0- 0	0- 0				
0- 0	0- 0	0- 0	NEUTRAL	0- 0	0- 0	0- 0				

RPI 1-25				RPI 26-50				RPI 51-100				RPI 101+ Team's RPI: 154			
RPI	S	Opponent	Score	RPI	S	Opponent	Score	RPI	S	Opponent	Score	RPI	S	Opponent	Score
1	A	Oregon St.	32 64					69	H	Texas Southern	57 74	125	H	Texas	73 60
16	H	NC State	59 68									135	H	North Texas	60 66
												156	A	Washington	62 50
												290	A	Pepperdine	52 51
												311	H	San Diego St.	61 58
												312	A	LMU (CA)	51 65
												345	H	UTSA	62 50
LAST 12 Division I GAMES:															
156	A	Washington	62 50	125	H	Texas	73 60								
1	A	Oregon St.	32 64	16	H	NC State	59 68								
312	A	LMU (CA)	51 65	135	H	North Texas	60 66								
311	H	San Diego St.	61 58	69	H	Texas Southern	57 74								
				345	H	UTSA	62 50								
				290	A	Pepperdine	52 51								

Non-Div I Games:

Hawaii

Average RPI Win:	305	WON-LOST	WINNING	LAST 10	STRENGTH OF	OPP. STRENGTH	TEAM	ADJ.	CONF.	ADJ CONF.
Average RPI Loss:	177	RECORD	PCT. RANK	GAMES	SCHEDULE	OF SCHEDULE	RPI	RPI	RPI	RPI
DIV. I ONLY	2- 5	254	0- 1	271	250	296	296	29	29	
DIV. I NON-CONF.	2- 5	254	0- 1	272	250	296	296	29	29	
TOTALS	RPI 1-25	RPI 26-50	W-L RECORDS	RPI 51-100	RPI 101-150	RPI 150+				
2- 5	0- 1	0- 0	OVERALL	0- 1	0- 0	2- 3				
1- 2	0- 0	0- 0	HOME	0- 1	0- 0	1- 1				
1- 3	0- 1	0- 0	AWAY	0- 0	0- 0	1- 2				
0- 0	0- 0	0- 0	NEUTRAL	0- 0	0- 0	0- 0				
2- 5	0- 1	0- 0	NON-CONFERENCE	0- 1	0- 0	2- 3				
1- 2	0- 0	0- 0	HOME	0- 1	0- 0	1- 1				
1- 3	0- 1	0- 0	AWAY	0- 0	0- 0	1- 2				
0- 0	0- 0	0- 0	NEUTRAL	0- 0	0- 0	0- 0				
0- 0	0- 0	0- 0	CONFERENCE	0- 0	0- 0	0- 0				
0- 0	0- 0	0- 0	HOME	0- 0	0- 0	0- 0				
0- 0	0- 0	0- 0	AWAY	0- 0	0- 0	0- 0				
0- 0	0- 0	0- 0	NEUTRAL	0- 0	0- 0	0- 0				

RPI 1-25				RPI 26-50				RPI 51-100				RPI 101+ Team's RPI: 296			
RPI	S	Opponent	Score	RPI	S	Opponent	Score	RPI	S	Opponent	Score	RPI	S	Opponent	Score
20	A	Duke	57 93					88	H	Davidson	63 73	214	A	Norfolk St.	58 72
												260	A	American	48 56
												278	H	ETSU	80 62
												301	H	Col. of Charleston	70 79
												331	A	N.C. Central	78 58
LAST 12 Division I GAMES:															
88	H	Davidson	63 73	278	H	ETSU	80 62								
331	A	N.C. Central	78 58	301	H	Col. of Charleston	70 79								
214	A	Norfolk St.	58 72	20	A	Duke	57 93								
260	A	American	48 56												

Non-Div I Games:

High Point

Average RPI Win:	273	WON-LOST	WINNING	LAST 10	STRENGTH OF	OPP. STRENGTH	TEAM	ADJ.	CONF.	ADJ CONF.
Average RPI Loss:	228	RECORD	PCT. RANK	GAMES	SCHEDULE	OF SCHEDULE	RPI	RPI	RPI	RPI
DIV. I ONLY	2- 6	276	0- 1	319	302	333	333	18	18	
DIV. I NON-CONF.	2- 6	277	0- 1	319	304	333	333	18	18	
TOTALS	RPI 1-25	RPI 26-50	W-L RECORDS	RPI 51-100	RPI 101-150	RPI 150+				
2- 6	0- 0	0- 0	OVERALL	0- 0	0- 2	2- 4				
1- 3	0- 0	0- 0	HOME	0- 0	0- 2	1- 1				
1- 3	0- 0	0- 0	AWAY	0- 0	0- 0	1- 3				
0- 0	0- 0	0- 0	NEUTRAL	0- 0	0- 0	0- 0				
2- 6	0- 0	0- 0	NON-CONFERENCE	0- 0	0- 2	2- 4				
1- 3	0- 0	0- 0	HOME	0- 0	0- 2	1- 1				
1- 3	0- 0	0- 0	AWAY	0- 0	0- 0	1- 3				
0- 0	0- 0	0- 0	NEUTRAL	0- 0	0- 0	0- 0				
0- 0	0- 0	0- 0	CONFERENCE	0- 0	0- 0	0- 0				
0- 0	0- 0	0- 0	HOME	0- 0	0- 0	0- 0				
0- 0	0- 0	0- 0	AWAY	0- 0	0- 0	0- 0				
0- 0	0- 0	0- 0	NEUTRAL	0- 0	0- 0	0- 0				

RPI 1-25				RPI 26-50				RPI 51-100				RPI 101+ Team's RPI: 333			
RPI	S	Opponent	Score	RPI	S	Opponent	Score	RPI	S	Opponent	Score	RPI	S	Opponent	Score
												127	H	Stony Brook	38 81
												147	H	Cleveland St.	51 61
												233	A	Fairfield	64 73
												247	H	Howard	64 73
												253	H	Morgan St.	51 39
												280	A	Sacred Heart	44 71
												292	A	Hartford	43 41
												335	A	LIU Brooklyn	46 85
LAST 12 Division I GAMES:															
				247	H	Howard	64 73					233	A	Fairfield	64 73
				147	H	Cleveland St.	51 61					253	H	Morgan St.	51 39
				127	H	Stony Brook	38 81					335	A	LIU Brooklyn	46 85
				280	A	Sacred Heart	44 71								
				292	A	Hartford	43 41								

Non-Div I Games:

Hofstra

Holy Cross

Through Games Of 12/8/19

Average RPI Win:	222	WON-LOST	WINNING	LAST 10	STRENGTH OF	OPP. STRENGTH	TEAM	ADJ.	CONF.	ADJ CONF.
Average RPI Loss:	159	RECORD	PCT. RANK	GAMES	SCHEDULE	OF SCHEDULE	RPI	RPI	RPI	RPI
DIV. I ONLY	4- 3	129	0- 1	134	273	114	114	15	15	
DIV. I NON-CONF.	4- 3	130	0- 1	133	273	113	113	15	15	
TOTALS	RPI 1-25	RPI 26-50	W-L RECORDS	RPI 51-100	RPI 101-150	RPI 150+				
4- 3	0- 0	0- 0	OVERALL	1- 0	0- 1	3- 2				
3- 0	0- 0	0- 0	HOME	1- 0	0- 0	2- 0				
1- 3	0- 0	0- 0	AWAY	0- 0	0- 1	1- 2				
0- 0	0- 0	0- 0	NEUTRAL	0- 0	0- 0	0- 0				
4- 3	0- 0	0- 0	NON-CONFERENCE	1- 0	0- 1	3- 2				
3- 0	0- 0	0- 0	HOME	1- 0	0- 0	2- 0				
1- 3	0- 0	0- 0	AWAY	0- 0	0- 1	1- 2				
0- 0	0- 0	0- 0	NEUTRAL	0- 0	0- 0	0- 0				
0- 0	0- 0	0- 0	CONFERENCE	0- 0	0- 0	0- 0				
0- 0	0- 0	0- 0	HOME	0- 0	0- 0	0- 0				
0- 0	0- 0	0- 0	AWAY	0- 0	0- 0	0- 0				
0- 0	0- 0	0- 0	NEUTRAL	0- 0	0- 0	0- 0				

RPI S	Opponent	Score	RPI S	Opponent	Score	RPI S	Opponent	Score	RPI S	Opponent	Score	Team's RPI: 114
						90	H Boston College	80 71	136	A Rhode Island	58 73	
									155	A Illinois	75 78	
									157	H Merrimack	68 42	
									185	A Massachusetts	72 75	
									315	H Bryant	87 75	
									327	A Brown	83 71	
LAST 12 Division I GAMES:												
			185	A Massachusetts	72 75	136	A Rhode Island	58 73				
						327	A Brown	83 71				
						157	H Merrimack	68 42				
						315	H Bryant	87 75				
						90	H Boston College	80 71				
						155	A Illinois	75 78				

Non-Div I Games:

Holy Cross

Loss, Non-Conf, S Site, H Home A Away N Neutral

Average RPI Win:	189	WON-LOST	WINNING	LAST 10	STRENGTH OF	OPP. STRENGTH	TEAM	ADJ.	CONF.	ADJ CONF.
Average RPI Loss:	72	RECORD	PCT. RANK	GAMES	SCHEDULE	OF SCHEDULE	RPI	RPI	RPI	RPI
DIV. I ONLY	5- 5	160	1- 0	63	122	118	118	9	9	
DIV. I NON-CONF.	5- 5	160	1- 0	62	123	117	117	9	9	
TOTALS	RPI 1-25	RPI 26-50	W-L RECORDS	RPI 51-100	RPI 101-150	RPI 150+				
5- 5	0- 1	0- 1	OVERALL	1- 1	0- 2	4- 0				
4- 1	0- 1	0- 0	HOME	1- 0	0- 0	3- 0				
0- 2	0- 0	0- 1	AWAY	0- 0	0- 1	0- 0				
1- 2	0- 0	0- 0	NEUTRAL	0- 1	0- 1	1- 0				
5- 5	0- 1	0- 1	NON-CONFERENCE	1- 1	0- 2	4- 0				
4- 1	0- 1	0- 0	HOME	1- 0	0- 0	3- 0				
0- 2	0- 0	0- 1	AWAY	0- 0	0- 1	0- 0				
1- 2	0- 0	0- 0	NEUTRAL	0- 1	0- 1	1- 0				
0- 0	0- 0	0- 0	CONFERENCE	0- 0	0- 0	0- 0				
0- 0	0- 0	0- 0	HOME	0- 0	0- 0	0- 0				
0- 0	0- 0	0- 0	AWAY	0- 0	0- 0	0- 0				
0- 0	0- 0	0- 0	NEUTRAL	0- 0	0- 0	0- 0				

RPI 1-25				RPI 26-50				RPI 51-100				RPI 101+ Team's RPI: 118			
RPI	S	Opponent	Score	RPI	S	Opponent	Score	RPI	S	Opponent	Score	RPI	S	Opponent	Score
15	H	FGCU	45 57	27	A	Georgia Tech	38 69	54	H	Oklahoma	85 69	109	A	New Mexico	71 81
								95	N	San Francisco	57 80	115	N	Syracuse	62 87
												212	N	California Baptist	96 75
												218	H	Louisiana Tech	67 53
												229	H	Southeastern La.	78 65
												234	H	Houston Baptist	82 60
LAST 12 Division I GAMES:															
212	N	California Baptist	96 75	234	H	Houston Baptist	82 60								
95	N	San Francisco	57 80	109	A	New Mexico	71 81								
218	H	Louisiana Tech	67 53	229	H	Southeastern La.	78 65								
15	H	FGCU	45 57	27	A	Georgia Tech	38 69								
115	N	Syracuse	62 87												
54	H	Oklahoma	85 69												

Non-Div I Games:

Houston

■ Loss,
 ■ Non-Conf, S Site,
 ■ Home
 ■ Away
 N Neutral

Houston Baptist

Through Games Of 12/8/19

Average RPI Win:	287	WON-LOST	WINNING	LAST 10	STRENGTH OF	OPP. STRENGTH	TEAM	ADJ.	CONF.	ADJ CONF.
Average RPI Loss:	146	RECORD	PCT. RANK	GAMES	SCHEDULE	OF SCHEDULE	RPI	RPI	RPI	RPI
DIV. I ONLY	2- 4	231	1- 0	259	209	234	234	26	26	
DIV. I NON-CONF.	2- 4	231	1- 0	259	208	234	234	26	26	
TOTALS	RPI 1-25	RPI 26-50	W-L RECORDS	RPI 51-100	RPI 101-150	RPI 150+				
2- 4	0- 0	0- 1	OVERALL	0- 0	0- 1	2- 2				
0- 1	0- 0	0- 0	HOME	0- 0	0- 0	0- 1				
2- 3	0- 0	0- 1	AWAY	0- 0	0- 1	2- 1				
0- 0	0- 0	0- 0	NEUTRAL	0- 0	0- 0	0- 0				
2- 4	0- 0	0- 1	NON-CONFERENCE	0- 0	0- 1	2- 2				
0- 1	0- 0	0- 0	HOME	0- 0	0- 0	0- 1				
2- 3	0- 0	0- 1	AWAY	0- 0	0- 1	2- 1				
0- 0	0- 0	0- 0	NEUTRAL	0- 0	0- 0	0- 0				
0- 0	0- 0	0- 0	CONFERENCE	0- 0	0- 0	0- 0				
0- 0	0- 0	0- 0	HOME	0- 0	0- 0	0- 0				
0- 0	0- 0	0- 0	AWAY	0- 0	0- 0	0- 0				
0- 0	0- 0	0- 0	NEUTRAL	0- 0	0- 0	0- 0				

RPI S	Opponent	Score	RPI S	Opponent	Score	RPI S	Opponent	Score	RPI S	Opponent	Score	Team's RPI: 234
29	A Baylor	42 112							118	A Houston	60 82	
									152	A Wichita St.	42 59	
									225	A Oral Roberts	74 73	
									284	H Northern Ariz.	62 79	
									348	A La.-Monroe	72 65	
LAST 12 Division I GAMES:												
152	A Wichita St.	42 59	348	A La.-Monroe	72 65							
225	A Oral Roberts	74 73	284	H Northern Ariz.	62 79							
118	A Houston	60 82										
29	A Baylor	42 112										

Non-Div I Games: LSU-Shreveport 67 44 Paul Quinn 63 34

Houston Baptist

■ Loss,
 ■ Non-Conf, S Site,
 ■ Home
 ■ Away
 N Neutral

Average RPI Win: 322		WON-LOST	WINNING	LAST 10	STRENGTH OF	OPP. STRENGTH	TEAM	ADJ.	CONF.	ADJ CONF.
Average RPI Loss: 143		RECORD	PCT. RANK	GAMES	SCHEDULE	OF SCHEDULE	RPI	RPI	RPI	RPI
DIV. I ONLY		5- 4	144	1- 0	304	331	247	247	31	31
DIV. I NON-CONF.		5- 4	143	1- 0	304	331	247	247	31	31
TOTALS	RPI 1-25		RPI 26-50		W-L RECORDS	RPI 51-100	RPI 101-150		RPI 150+	
5- 4	0- 0		0- 0		OVERALL	0- 0	0- 3		5- 1	
2- 1	0- 0		0- 0		HOME	0- 0	0- 1		2- 0	
3- 1	0- 0		0- 0		AWAY	0- 0	0- 1		3- 0	
0- 2	0- 0		0- 0		NEUTRAL	0- 0	0- 1		0- 1	
5- 4	0- 0		0- 0		NON-CONFERENCE	0- 0	0- 3		5- 1	
2- 1	0- 0		0- 0		HOME	0- 0	0- 1		2- 0	
3- 1	0- 0		0- 0		AWAY	0- 0	0- 1		3- 0	
0- 2	0- 0		0- 0		NEUTRAL	0- 0	0- 1		0- 1	
0- 0	0- 0		0- 0		CONFERENCE	0- 0	0- 0		0- 0	
0- 0	0- 0		0- 0		HOME	0- 0	0- 0		0- 0	
0- 0	0- 0		0- 0		AWAY	0- 0	0- 0		0- 0	
0- 0	0- 0		0- 0		NEUTRAL	0- 0	0- 0		0- 0	

H
o
w
a
r
d

H
o
w
a
r
d

RPI 1-25				RPI 26-50				RPI 51-100				RPI 101+ Team's RPI: 247			
RPI	S	Opponent	Score	RPI	S	Opponent	Score	RPI	S	Opponent	Score	RPI	S	Opponent	Score
												134	N	Bucknell	60 70
												138	H	La Salle	62 78
												144	A	South Fla.	53 82
												156	N	Washington	58 75
												295	A	Loyola Maryland	75 69
												307	H	Saint Peter's	92 80
												330	A	UMBC	72 61
												333	A	Hofstra	73 64
												346	H	Fairleigh Dickinson	64 56
LAST 12 Division I GAMES:															
				346	H	Fairleigh Dickinson	64 56	134	N	Bucknell	60 70				
				156	N	Washington	58 75	333	A	Hofstra	73 64				
				138	H	La Salle	62 78	295	A	Loyola Maryland	75 69				
								307	H	Saint Peter's	92 80				
								144	A	South Fla.	53 82				
								330	A	UMBC	72 61				

Non-Div I Games:

Howard

■ Loss, ■ Non-Conf, S Site, H Home A Away N Neutral

Average RPI Win:	139	WON-LOST	WINNING	LAST 10	STRENGTH OF	OPP. STRENGTH	TEAM	ADJ.	CONF.	ADJ CONF.
Average RPI Loss:	94	RECORD	PCT. RANK	GAMES	SCHEDULE	OF SCHEDULE	RPI	RPI	RPI	RPI
DIV. I ONLY	4- 4	160	1- 0	64	105	75	75	16	16	
DIV. I NON-CONF.	4- 4	160	1- 0	63	107	75	75	16	16	
TOTALS	RPI 1-25	RPI 26-50	W-L RECORDS	RPI 51-100	RPI 101-150	RPI 150+				
4- 4	0- 0	0- 0	OVERALL	1- 3	2- 1	1- 0				
2- 0	0- 0	0- 0	HOME	0- 0	2- 0	0- 0				
0- 4	0- 0	0- 0	AWAY	0- 3	0- 1	0- 0				
2- 0	0- 0	0- 0	NEUTRAL	1- 0	0- 0	1- 0				
4- 4	0- 0	0- 0	NON-CONFERENCE	1- 3	2- 1	1- 0				
2- 0	0- 0	0- 0	HOME	0- 0	2- 0	0- 0				
0- 4	0- 0	0- 0	AWAY	0- 3	0- 1	0- 0				
2- 0	0- 0	0- 0	NEUTRAL	1- 0	0- 0	1- 0				
0- 0	0- 0	0- 0	CONFERENCE	0- 0	0- 0	0- 0				
0- 0	0- 0	0- 0	HOME	0- 0	0- 0	0- 0				
0- 0	0- 0	0- 0	AWAY	0- 0	0- 0	0- 0				
0- 0	0- 0	0- 0	NEUTRAL	0- 0	0- 0	0- 0				

RPI 1-25			RPI 26-50			RPI 51-100			Team's RPI: 75	RPI 101+		
RPI	S	Opponent	Score	RPI	S	Opponent	Score	RPI	S	Opponent	Score	
								63	A	Butler	61	64
								67	A	Miami (FL)	65	74
								86	N	St. John's (NY)	85	78
								99	A	Ohio	64	70
										128	H	Ball St.
										129	H	Southern Ill.
										145	A	UT Martin
										213	N	Elon
											59	53
LAST 12 Division I GAMES:												
213	N	Elon	59	53	67	A	Miami (FL)	65	74			
99	A	Ohio	64	70	129	H	Southern Ill.	81	78			
86	N	St. John's (NY)	85	78	128	H	Ball St.	65	48			
145	A	UT Martin	51	57								
63	A	Butler	61	64								

Non-Div I Games:

IUPUI

Average RPI Win:	242	WON-LOST	WINNING	LAST 10	STRENGTH OF	OPP. STRENGTH	TEAM	ADJ.	CONF.	ADJ CONF.
Average RPI Loss:	79	RECORD	PCT. RANK	GAMES	SCHEDULE	OF SCHEDULE	RPI	RPI	RPI	RPI
DIV. I ONLY	4- 3	129	1- 0	174	163	116	116	19	19	
DIV. I NON-CONF.	4- 3	130	1- 0	172	162	115	115	19	19	
TOTALS	RPI 1-25	RPI 26-50	W-L RECORDS	RPI 51-100	RPI 101-150	RPI 150+				
4- 3	0- 0	0- 1	OVERALL	1- 1	0- 1	3- 0				
1- 0	0- 0	0- 0	HOME	0- 0	0- 0	1- 0				
3- 1	0- 0	0- 1	AWAY	1- 0	0- 0	2- 0				
0- 2	0- 0	0- 0	NEUTRAL	0- 1	0- 1	0- 0				
4- 3	0- 0	0- 1	NON-CONFERENCE	1- 1	0- 1	3- 0				
1- 0	0- 0	0- 0	HOME	0- 0	0- 0	1- 0				
3- 1	0- 0	0- 1	AWAY	1- 0	0- 0	2- 0				
0- 2	0- 0	0- 0	NEUTRAL	0- 1	0- 1	0- 0				
0- 0	0- 0	0- 0	CONFERENCE	0- 0	0- 0	0- 0				
0- 0	0- 0	0- 0	HOME	0- 0	0- 0	0- 0				
0- 0	0- 0	0- 0	AWAY	0- 0	0- 0	0- 0				
0- 0	0- 0	0- 0	NEUTRAL	0- 0	0- 0	0- 0				

RPI 1-25				RPI 26-50				RPI 51-100				RPI 101+				Team's RPI: 116	
RPI	S	Opponent	Score	RPI	S	Opponent	Score	RPI	S	Opponent	Score	RPI	S	Opponent	Score		
				35	A	Oklahoma St.	47 62	53	N	Old Dominion	55 67	150	N	Lamar University	44 47		
								95	A	San Francisco	66 60	235	A	San Diego	65 32		
												293	H	Colorado St.	61 54		
												343	A	Seattle U	90 84		
LAST 12 Division I GAMES:																	
				343	A	Seattle U	90 84	235	A	San Diego	65 32						
				95	A	San Francisco	66 60	53	N	Old Dominion	55 67						
				293	H	Colorado St.	61 54	150	N	Lamar University	44 47						
				35	A	Oklahoma St.	47 62										

Non-Div I Games:

Idaho

Average RPI Win:	342	WON-LOST	WINNING	LAST 10	STRENGTH OF	OPP. STRENGTH	TEAM	ADJ.	CONF.	ADJ CONF.
Average RPI Loss:	44	RECORD	PCT. RANK	GAMES	SCHEDULE	OF SCHEDULE	RPI	RPI	RPI	RPI
DIV. I ONLY	2- 3	214	0- 1	213	153	178	178	19	19	
DIV. I NON-CONF.	2- 3	215	0- 1	212	152	177	177	19	19	
TOTALS	RPI 1-25	RPI 26-50	W-L RECORDS	RPI 51-100	RPI 101-150	RPI 150+				
2- 3	0- 1	0- 1	OVERALL	0- 1	0- 0	2- 0				
1- 0	0- 0	0- 0	HOME	0- 0	0- 0	1- 0				
1- 3	0- 1	0- 1	AWAY	0- 1	0- 0	1- 0				
0- 0	0- 0	0- 0	NEUTRAL	0- 0	0- 0	0- 0				
2- 3	0- 1	0- 1	NON-CONFERENCE	0- 1	0- 0	2- 0				
1- 0	0- 0	0- 0	HOME	0- 0	0- 0	1- 0				
1- 3	0- 1	0- 1	AWAY	0- 1	0- 0	1- 0				
0- 0	0- 0	0- 0	NEUTRAL	0- 0	0- 0	0- 0				
0- 0	0- 0	0- 0	CONFERENCE	0- 0	0- 0	0- 0				
0- 0	0- 0	0- 0	HOME	0- 0	0- 0	0- 0				
0- 0	0- 0	0- 0	AWAY	0- 0	0- 0	0- 0				
0- 0	0- 0	0- 0	NEUTRAL	0- 0	0- 0	0- 0				

RPI 1-25				RPI 26-50				RPI 51-100				RPI 101+ Team's RPI: 178			
RPI	S	Opponent	Score	RPI	S	Opponent	Score	RPI	S	Opponent	Score	RPI	S	Opponent	Score
20	A	Duke	66 85	35	A	Oklahoma St.	52 70	76	A	Arizona St.	69 74	340	A	Utah Valley	88 61
												343	H	Seattle U	73 48
LAST 12 Division I GAMES:															
76	A	Arizona St.	69 74	20	A	Duke	66 85	35	A	Oklahoma St.	52 70	343	H	Seattle U	73 48
340	A	Utah Valley	88 61												

Non-Div I Games: Arizona Christian 93 36 Montana Tech 83 57

Idaho St.

Average RPI Win:	239	WON-LOST	WINNING	LAST 10	STRENGTH OF	OPP. STRENGTH	TEAM	ADJ.	CONF.	ADJ CONF.
Average RPI Loss:	48	RECORD	PCT. RANK	GAMES	SCHEDULE	OF SCHEDULE	RPI	RPI	RPI	RPI
DIV. I ONLY	6- 2	59	1- 0	242	147	155	155	2	2	
DIV. I NON-CONF.	6- 2	60	1- 0	242	146	154	154	2	2	
TOTALS	RPI 1-25	RPI 26-50	W-L RECORDS	RPI 51-100	RPI 101-150	RPI 150+				
6- 2	0- 1	0- 0	OVERALL	0- 1	2- 0	4- 0				
6- 1	0- 1	0- 0	HOME	0- 0	2- 0	4- 0				
0- 1	0- 0	0- 0	AWAY	0- 1	0- 0	0- 0				
0- 0	0- 0	0- 0	NEUTRAL	0- 0	0- 0	0- 0				
6- 2	0- 1	0- 0	NON-CONFERENCE	0- 1	2- 0	4- 0				
6- 1	0- 1	0- 0	HOME	0- 0	2- 0	4- 0				
0- 1	0- 0	0- 0	AWAY	0- 1	0- 0	0- 0				
0- 0	0- 0	0- 0	NEUTRAL	0- 0	0- 0	0- 0				
0- 0	0- 0	0- 0	CONFERENCE	0- 0	0- 0	0- 0				
0- 0	0- 0	0- 0	HOME	0- 0	0- 0	0- 0				
0- 0	0- 0	0- 0	AWAY	0- 0	0- 0	0- 0				
0- 0	0- 0	0- 0	NEUTRAL	0- 0	0- 0	0- 0				

RPI S	Opponent	Score	RPI S	Opponent	Score	RPI S	Opponent	Score	RPI S	Opponent	Score	Team's RPI: 155
21	H Illinois St.	58 74				74	A North Carolina	60 85	114	H Holy Cross	78 75	
									139	H Austin Peay	76 62	
									265	H Ark.-Pine Bluff	65 50	
									276	H Presbyterian	71 52	
									315	H Bryant	69 55	
									323	H Chicago St.	96 66	
LAST 12 Division I GAMES:												
315	H Bryant	69 55	265	H Ark.-Pine Bluff	65 50							
21	H Illinois St.	58 74	74	A North Carolina	60 85							
139	H Austin Peay	76 62	276	H Presbyterian	71 52							
114	H Holy Cross	78 75										
323	H Chicago St.	96 66										

Non-Div I Games:

Illinois

Average RPI Win:	151	WON-LOST	WINNING	LAST 10	STRENGTH OF	OPP. STRENGTH	TEAM	ADJ.	CONF.	ADJ CONF.
Average RPI Loss:	44	RECORD	PCT. RANK	GAMES	SCHEDULE	OF SCHEDULE	RPI	RPI	RPI	RPI
DIV. I ONLY	5- 2	74	0- 1	43	142	21	21	4	4	
DIV. I NON-CONF.	5- 2	75	0- 1	42	142	21	21	4	4	
TOTALS	RPI 1-25	RPI 26-50	W-L RECORDS	RPI 51-100	RPI 101-150	RPI 150+				
5- 2	0- 0	0- 2	OVERALL	1- 0	1- 0	3- 0				
3- 0	0- 0	0- 0	HOME	0- 0	1- 0	2- 0				
2- 2	0- 0	0- 2	AWAY	1- 0	0- 0	1- 0				
0- 0	0- 0	0- 0	NEUTRAL	0- 0	0- 0	0- 0				
5- 2	0- 0	0- 2	NON-CONFERENCE	1- 0	1- 0	3- 0				
3- 0	0- 0	0- 0	HOME	0- 0	1- 0	2- 0				
2- 2	0- 0	0- 2	AWAY	1- 0	0- 0	1- 0				
0- 0	0- 0	0- 0	NEUTRAL	0- 0	0- 0	0- 0				
0- 0	0- 0	0- 0	CONFERENCE	0- 0	0- 0	0- 0				
0- 0	0- 0	0- 0	HOME	0- 0	0- 0	0- 0				
0- 0	0- 0	0- 0	AWAY	0- 0	0- 0	0- 0				
0- 0	0- 0	0- 0	NEUTRAL	0- 0	0- 0	0- 0				

RPI S	Opponent	Score	RPI S	Opponent	Score	RPI S	Opponent	Score	RPI S	Opponent	Score
37	A Saint Louis	56 61	50	A Marquette	41 58	93	A North Dakota	66 58	145	H UT Martin	70 47
									155	A Illinois	74 58
									158	H Northern Ill.	69 66
									205	H Western Ill.	78 65
LAST 12 Division I GAMES:											
37	A Saint Louis	56 61	205	H Western Ill.	78 65	145	H UT Martin	70 47	93	A North Dakota	66 58
			158	H Northern Ill.	69 66	155	A Illinois	74 58	50	A Marquette	41 58

Non-Div I Games: Truman 87 60

Illinois St.

Average RPI Win:	0	WON-LOST	WINNING	LAST 10	STRENGTH OF	OPP. STRENGTH	TEAM	ADJ.	CONF.	ADJ CONF.
Average RPI Loss:	249	RECORD	PCT. RANK	GAMES	SCHEDULE	OF SCHEDULE	RPI	RPI	RPI	RPI
DIV. I ONLY	0- 4	333	0- 1	320	335	349	349	26	26	
DIV. I NON-CONF.	0- 4	333	0- 1	320	335	349	349	26	26	
TOTALS	RPI 1-25	RPI 26-50	W-L RECORDS	RPI 51-100	RPI 101-150	RPI 150+				
0- 4	0- 0	0- 0	OVERALL	0- 1	0- 0	0- 3				
0- 0	0- 0	0- 0	HOME	0- 0	0- 0	0- 0				
0- 4	0- 0	0- 0	AWAY	0- 1	0- 0	0- 3				
0- 0	0- 0	0- 0	NEUTRAL	0- 0	0- 0	0- 0				
0- 4	0- 0	0- 0	NON-CONFERENCE	0- 1	0- 0	0- 3				
0- 0	0- 0	0- 0	HOME	0- 0	0- 0	0- 0				
0- 4	0- 0	0- 0	AWAY	0- 1	0- 0	0- 3				
0- 0	0- 0	0- 0	NEUTRAL	0- 0	0- 0	0- 0				
0- 0	0- 0	0- 0	CONFERENCE	0- 0	0- 0	0- 0				
0- 0	0- 0	0- 0	HOME	0- 0	0- 0	0- 0				
0- 0	0- 0	0- 0	AWAY	0- 0	0- 0	0- 0				
0- 0	0- 0	0- 0	NEUTRAL	0- 0	0- 0	0- 0				

RPI 1-25			RPI 26-50			RPI 51-100			RPI 101+			Team's RPI: 349
RPI	S	Opponent	Score	RPI	S	Opponent	Score	RPI	S	Opponent	Score	
						99 A Ohio	41 78			259 A Kansas St.	41 85	
										293 A Colorado St.	47 75	
										345 A UTSA	56 63	
LAST 12 Division I GAMES:												
						259 A Kansas St.	41 85					
						293 A Colorado St.	47 75					
						99 A Ohio	41 78					
						345 A UTSA	56 63					

Non-Div I Games: Schreiner 70 35 Tex. A&M Int'l 55 38

Indiana

Through Games Of 12/8/19

Average RPI Win:	152	WON-LOST	WINNING	LAST 10	STRENGTH OF	OPP. STRENGTH	TEAM	ADJ.	CONF.	ADJ CONF.
Average RPI Loss:	29	RECORD	PCT. RANK	GAMES	SCHEDULE	OF SCHEDULE	RPI	RPI	RPI	RPI
DIV. I ONLY	8- 1	19	1- 0	90	69	19	19	2	2	
DIV. I NON-CONF.	8- 1	19	1- 0	90	68	19	19	2	2	
TOTALS	RPI 1-25	RPI 26-50	W-L RECORDS	RPI 51-100	RPI 101-150	RPI 150+				
8- 1	1- 0	0- 1	OVERALL	2- 0	1- 0	4- 0				
4- 0	0- 0	0- 0	HOME	0- 0	1- 0	3- 0				
2- 0	0- 0	0- 0	AWAY	1- 0	0- 0	1- 0				
2- 1	1- 0	0- 1	NEUTRAL	1- 0	0- 0	0- 0				
8- 1	1- 0	0- 1	NON-CONFERENCE	2- 0	1- 0	4- 0				
4- 0	0- 0	0- 0	HOME	0- 0	1- 0	3- 0				
2- 0	0- 0	0- 0	AWAY	1- 0	0- 0	1- 0				
2- 1	1- 0	0- 1	NEUTRAL	1- 0	0- 0	0- 0				
0- 0	0- 0	0- 0	CONFERENCE	0- 0	0- 0	0- 0				
0- 0	0- 0	0- 0	HOME	0- 0	0- 0	0- 0				
0- 0	0- 0	0- 0	AWAY	0- 0	0- 0	0- 0				
0- 0	0- 0	0- 0	NEUTRAL	0- 0	0- 0	0- 0				

RPI 1-25				Team's RPI: 19				RPI 26-50				RPI 51-100				RPI 101+			
RPI	S	Opponent	Score	RPI	S	Opponent	Score	RPI	S	Opponent	Score	RPI	S	Opponent	Score	RPI	S	Opponent	Score
18	N	South Carolina	71 57	29	N	Baylor	62 77	67	A	Miami (FL)	58 45	84	N	Washington St.	78 44	105	H	North Florida	72 45
																179	A	Florida	73 49
																209	H	Mt. St. Mary's	75 52
																268	H	Nicholls St.	111 47
																289	H	Jackson St.	91 51
LAST 12 Division I GAMES:																			
105	H	North Florida	72 45	84	N	Washington St.	78 44	29	N	Baylor	62 77	18	N	South Carolina	71 57	179	A	Florida	73 49
67	A	Miami (FL)	58 45	179	A	Florida	73 49	289	H	Jackson St.	91 51	268	H	Nicholls St.	111 47				
209	H	Mt. St. Mary's	75 52																

Non-Div I Games:

Indiana

■ Loss,
 ■ Non-Conf, S Site,
 ■ Home
 ■ Away
 N Neutral

Average RPI Win:	277	WON-LOST	WINNING	LAST 10	STRENGTH OF	OPP. STRENGTH	TEAM	ADJ.	CONF.	ADJ CONF.
Average RPI Loss:	142	RECORD	PCT. RANK	GAMES	SCHEDULE	OF SCHEDULE	RPI	RPI	RPI	RPI
DIV. I ONLY	2- 7	291	0- 1	115	309	216	216	4	4	
DIV. I NON-CONF.	2- 7	291	0- 1	115	311	216	216	4	4	
TOTALS	RPI 1-25	RPI 26-50	W-L RECORDS	RPI 51-100	RPI 101-150	RPI 150+				
2- 7	0- 0	0- 3	OVERALL	0- 0	0- 1	2- 3				
0- 1	0- 0	0- 0	HOME	0- 0	0- 0	0- 1				
2- 5	0- 0	0- 3	AWAY	0- 0	0- 1	2- 1				
0- 1	0- 0	0- 0	NEUTRAL	0- 0	0- 0	0- 1				
2- 7	0- 0	0- 3	NON-CONFERENCE	0- 0	0- 1	2- 3				
0- 1	0- 0	0- 0	HOME	0- 0	0- 0	0- 1				
2- 5	0- 0	0- 3	AWAY	0- 0	0- 1	2- 1				
0- 1	0- 0	0- 0	NEUTRAL	0- 0	0- 0	0- 1				
0- 0	0- 0	0- 0	CONFERENCE	0- 0	0- 0	0- 0				
0- 0	0- 0	0- 0	HOME	0- 0	0- 0	0- 0				
0- 0	0- 0	0- 0	AWAY	0- 0	0- 0	0- 0				
0- 0	0- 0	0- 0	NEUTRAL	0- 0	0- 0	0- 0				

RPI S	Opponent	Score	RPI S	Opponent	Score	RPI S	Opponent	Score	RPI S	Opponent	Score	Team's RPI: 216
33	A Kansas	72 84	44	A Colorado	46 59	45	A Pacific	66 83	117	A Murray St.	62 70	
									205	A Western Ill.	72 83	
									227	A Eastern Ill.	59 57	
									232	N CSUN	59 67	
									316	H Marshall	60 72	
									326	A UIC	61 40	
LAST 12 Division I GAMES:												
232	N CSUN	59 67	326	A UIC	61 40	117	A Murray St.	62 70	205	A Western Ill.	72 83	
316	H Marshall	60 72	227	A Eastern Ill.	59 57	45	A Pacific	66 83	33	A Kansas	72 84	
44	A Colorado	46 59										

Non-Div I Games:

Indiana St.

Average RPI Win:	341	WON-LOST	WINNING	LAST 10	STRENGTH OF	OPP. STRENGTH	TEAM	ADJ.	CONF.	ADJ CONF.
Average RPI Loss:	139	RECORD	PCT. RANK	GAMES	SCHEDULE	OF SCHEDULE	RPI	RPI	RPI	RPI
DIV. I ONLY	1- 7	318	0- 1	67	317	244	244	21	21	
DIV. I NON-CONF.	1- 7	317	0- 1	66	317	244	244	20	20	
TOTALS	RPI 1-25	RPI 26-50	W-L RECORDS	RPI 51-100	RPI 101-150	RPI 150+				
1- 7	0- 0	0- 0	OVERALL	0- 2	0- 3	1- 2				
0- 2	0- 0	0- 0	HOME	0- 1	0- 1	0- 0				
1- 3	0- 0	0- 0	AWAY	0- 1	0- 2	1- 0				
0- 2	0- 0	0- 0	NEUTRAL	0- 0	0- 0	0- 2				
1- 7	0- 0	0- 0	NON-CONFERENCE	0- 2	0- 3	1- 2				
0- 2	0- 0	0- 0	HOME	0- 1	0- 1	0- 0				
1- 3	0- 0	0- 0	AWAY	0- 1	0- 2	1- 0				
0- 2	0- 0	0- 0	NEUTRAL	0- 0	0- 0	0- 2				
0- 0	0- 0	0- 0	CONFERENCE	0- 0	0- 0	0- 0				
0- 0	0- 0	0- 0	HOME	0- 0	0- 0	0- 0				
0- 0	0- 0	0- 0	AWAY	0- 0	0- 0	0- 0				
0- 0	0- 0	0- 0	NEUTRAL	0- 0	0- 0	0- 0				

RPI 1-25			RPI 26-50			RPI 51-100			RPI 101+			Team's RPI: 244
RPI	S	Opponent	Score	RPI	S	Opponent	Score	RPI	S	Opponent	Score	
						78 H Seton Hall	37 89	103 A Central Mich.		50 70		
						87 A Penn	42 74	127 A Stony Brook		40 59		
								148 H Duquesne		74 76		
								156 N Washington		34 65		
								273 N Towson		58 75		
								341 A Winthrop		68 61		
LAST 12 Division I GAMES:												
273 N		Towson	58 75	78 H		Seton Hall	37 89	103 A		Central Mich.	50 70	
156 N		Washington	34 65									
127 A		Stony Brook	40 59									
87 A		Penn	42 74									
148 H		Duquesne	74 76									
341 A		Winthrop	68 61									

Non-Div I Games:

Iona

Average RPI Win:	157	WON-LOST	WINNING	LAST 10	STRENGTH OF	OPP. STRENGTH	TEAM	ADJ.	CONF.	ADJ CONF.
Average RPI Loss:	107	RECORD	PCT. RANK	GAMES	SCHEDULE	OF SCHEDULE	RPI	RPI	RPI	RPI
DIV. I ONLY	6- 2	59	1- 0	32	134	26	26	2	2	
DIV. I NON-CONF.	6- 2	60	1- 0	31	134	26	26	2	2	
TOTALS	RPI 1-25	RPI 26-50	W-L RECORDS	RPI 51-100	RPI 101-150	RPI 150+				
6- 2	1- 0	0- 0	OVERALL	1- 1	1- 0	3- 1				
4- 0	1- 0	0- 0	HOME	1- 0	0- 0	2- 0				
0- 1	0- 0	0- 0	AWAY	0- 1	0- 0	0- 0				
2- 1	0- 0	0- 0	NEUTRAL	0- 0	1- 0	1- 1				
6- 2	1- 0	0- 0	NON-CONFERENCE	1- 1	1- 0	3- 1				
4- 0	1- 0	0- 0	HOME	1- 0	0- 0	2- 0				
0- 1	0- 0	0- 0	AWAY	0- 1	0- 0	0- 0				
2- 1	0- 0	0- 0	NEUTRAL	0- 0	1- 0	1- 1				
0- 0	0- 0	0- 0	CONFERENCE	0- 0	0- 0	0- 0				
0- 0	0- 0	0- 0	HOME	0- 0	0- 0	0- 0				
0- 0	0- 0	0- 0	AWAY	0- 0	0- 0	0- 0				
0- 0	0- 0	0- 0	NEUTRAL	0- 0	0- 0	0- 0				

RPI 1-25			RPI 26-50		Team's RPI: 26	RPI 51-100			RPI 101+		
RPI	S	Opponent	Score	RPI	S	Opponent	Score	RPI	S	Opponent	Score
5	H	Princeton	77 75					58	A	UNI	66 88
								91	H	Fla. Atlantic	85 53
								149	N	Cincinnati	69 61
								156	N	Washington	63 70
								191	H	Clemson	74 60
								230	H	North Ala.	86 81
								273	N	Towson	100 72
LAST 12 Division I GAMES:											
230	H	North Ala.	86 81	191	H	Clemson	74 60				
91	H	Fla. Atlantic	85 53	156	N	Washington	63 70				
				273	N	Towson	100 72				
				149	N	Cincinnati	69 61				
				5	H	Princeton	77 75				
				58	A	UNI	66 88				

Non-Div I Games:

Iowa

Average RPI Win:	183	WON-LOST	WINNING	LAST 10	STRENGTH OF	OPP. STRENGTH	TEAM	ADJ.	CONF.	ADJ CONF.
Average RPI Loss:	17	RECORD	PCT. RANK	GAMES	SCHEDULE	OF SCHEDULE	RPI	RPI	RPI	RPI
DIV. I ONLY	6- 1	42	1- 0	329	2	106	106	5	5	
DIV. I NON-CONF.	6- 1	42	1- 0	329	2	106	106	5	5	
TOTALS	RPI 1-25	RPI 26-50	W-L RECORDS	RPI 51-100	RPI 101-150	RPI 150+				
6- 1	0- 1	0- 0	OVERALL	1- 0	2- 0	3- 0				
4- 0	0- 0	0- 0	HOME	1- 0	1- 0	2- 0				
2- 1	0- 1	0- 0	AWAY	0- 0	1- 0	1- 0				
0- 0	0- 0	0- 0	NEUTRAL	0- 0	0- 0	0- 0				
6- 1	0- 1	0- 0	NON-CONFERENCE	1- 0	2- 0	3- 0				
4- 0	0- 0	0- 0	HOME	1- 0	1- 0	2- 0				
2- 1	0- 1	0- 0	AWAY	0- 0	1- 0	1- 0				
0- 0	0- 0	0- 0	NEUTRAL	0- 0	0- 0	0- 0				
0- 0	0- 0	0- 0	CONFERENCE	0- 0	0- 0	0- 0				
0- 0	0- 0	0- 0	HOME	0- 0	0- 0	0- 0				
0- 0	0- 0	0- 0	AWAY	0- 0	0- 0	0- 0				
0- 0	0- 0	0- 0	NEUTRAL	0- 0	0- 0	0- 0				

RPI 1-25				RPI 26-50				RPI 51-100				RPI 101+ Team's RPI: 106			
RPI	S	Opponent	Score	RPI	S	Opponent	Score	RPI	S	Opponent	Score	RPI	S	Opponent	Score
17	A	Drake	81 86					69	H	Texas Southern	79 59	119	A	Alabama	75 66
												131	H	New Orleans	71 53
												231	H	Southern U.	69 36
												265	H	Ark.-Pine Bluff	90 40
												285	A	North Dakota St.	86 58
LAST 12 Division I GAMES:															
119	A	Alabama	75 66	69	H	Texas Southern	79 59	17	A	Drake	81 86	231	H	Southern U.	69 36
131	H	New Orleans	71 53												
265	H	Ark.-Pine Bluff	90 40												
285	A	North Dakota St.	86 58												

Non-Div I Games:

Iowa St.

Average RPI Win:	347	WON-LOST	WINNING	LAST 10	STRENGTH OF	OPP. STRENGTH	TEAM	ADJ.	CONF.	ADJ CONF.
Average RPI Loss:	137	RECORD	PCT. RANK	GAMES	SCHEDULE	OF SCHEDULE	RPI	RPI	RPI	RPI
DIV. I ONLY	1- 6	309	0- 1	246	130	289	289	28	28	
DIV. I NON-CONF.	1- 6	308	0- 1	246	130	289	289	28	28	
TOTALS	RPI 1-25	RPI 26-50	W-L RECORDS	RPI 51-100	RPI 101-150	RPI 150+				
1- 6	0- 2	0- 0	OVERALL	0- 1	0- 0	1- 3				
0- 1	0- 1	0- 0	HOME	0- 0	0- 0	0- 0				
1- 5	0- 1	0- 0	AWAY	0- 1	0- 0	1- 3				
0- 0	0- 0	0- 0	NEUTRAL	0- 0	0- 0	0- 0				
1- 6	0- 2	0- 0	NON-CONFERENCE	0- 1	0- 0	1- 3				
0- 1	0- 1	0- 0	HOME	0- 0	0- 0	0- 0				
1- 5	0- 1	0- 0	AWAY	0- 1	0- 0	1- 3				
0- 0	0- 0	0- 0	NEUTRAL	0- 0	0- 0	0- 0				
0- 0	0- 0	0- 0	CONFERENCE	0- 0	0- 0	0- 0				
0- 0	0- 0	0- 0	HOME	0- 0	0- 0	0- 0				
0- 0	0- 0	0- 0	AWAY	0- 0	0- 0	0- 0				
0- 0	0- 0	0- 0	NEUTRAL	0- 0	0- 0	0- 0				

RPI 1-25				RPI 26-50				RPI 51-100				RPI 101+ Team's RPI: 289			
RPI	S	Opponent	Score	RPI	S	Opponent	Score	RPI	S	Opponent	Score	RPI	S	Opponent	Score
11	H	Mississippi St.	53 92					67	A	Miami (FL)	68 83	182	A	Tulane	46 82
19	A	Indiana	51 91									229	A	Southeastern La.	59 63
												314	A	Central Ark.	54 57
												347	A	Northwestern St.	66 49
LAST 12 Division I GAMES:															
19	A	Indiana	51 91	229	A	Southeastern La.	59 63								
347	A	Northwestern St.	66 49	314	A	Central Ark.	54 57								
67	A	Miami (FL)	68 83	11	H	Mississippi St.	53 92								
182	A	Tulane	46 82												

Non-Div I Games:

Jackson St.

Jacksonville

Through Games Of 12/8/19

Average RPI Win:	291	WON-LOST	WINNING	LAST 10	STRENGTH OF	OPP. STRENGTH	TEAM	ADJ.	CONF.	ADJ CONF.
Average RPI Loss:	126	RECORD	PCT. RANK	GAMES	SCHEDULE	OF SCHEDULE	RPI	RPI	RPI	RPI
DIV. I ONLY	2- 5	254	0- 1	50	303	215	215	14	14	
DIV. I NON-CONF.	2- 5	254	0- 1	49	305	215	215	14	14	
TOTALS	RPI 1-25	RPI 26-50	W-L RECORDS	RPI 51-100	RPI 101-150	RPI 150+				
2- 5	0- 1	0- 1	OVERALL	0- 0	0- 1	2- 2				
2- 2	0- 0	0- 0	HOME	0- 0	0- 0	2- 2				
0- 3	0- 1	0- 1	AWAY	0- 0	0- 1	0- 0				
0- 0	0- 0	0- 0	NEUTRAL	0- 0	0- 0	0- 0				
2- 5	0- 1	0- 1	NON-CONFERENCE	0- 0	0- 1	2- 2				
2- 2	0- 0	0- 0	HOME	0- 0	0- 0	2- 2				
0- 3	0- 1	0- 1	AWAY	0- 0	0- 1	0- 0				
0- 0	0- 0	0- 0	NEUTRAL	0- 0	0- 0	0- 0				
0- 0	0- 0	0- 0	CONFERENCE	0- 0	0- 0	0- 0				
0- 0	0- 0	0- 0	HOME	0- 0	0- 0	0- 0				
0- 0	0- 0	0- 0	AWAY	0- 0	0- 0	0- 0				
0- 0	0- 0	0- 0	NEUTRAL	0- 0	0- 0	0- 0				

RPI 1-25				RPI 26-50				RPI 51-100				RPI 101+ Team's RPI: 215			
RPI	S	Opponent	Score	RPI	S	Opponent	Score	RPI	S	Opponent	Score	RPI	S	Opponent	Score
23	A	Florida St.	41 75	44	A	Colorado	44 66					144	A	South Fla.	39 70
												203	H	Bethune-Cookman	52 53
												214	H	Norfolk St.	64 71
												268	H	Nicholls St.	72 55
												313	H	USC Upstate	87 43
LAST 12 Division I GAMES:															
203	H	Bethune-Cookman	52 53	268	H	Nicholls St.	72 55								
214	H	Norfolk St.	64 71	44	A	Colorado	44 66								
				313	H	USC Upstate	87 43								
				23	A	Florida St.	41 75								
				144	A	South Fla.	39 70								

Non-Div I Games: Thomas (GA) 94 36 Johnson (FL) 114 35

Jacksonville

Loss, Non-Conf, S Site, H Home A Away N Neutral

Average RPI Win:	325	WON-LOST	WINNING	LAST 10	STRENGTH OF	OPP. STRENGTH	TEAM	ADJ.	CONF.	ADJ CONF.
Average RPI Loss:	183	RECORD	PCT. RANK	GAMES	SCHEDULE	OF SCHEDULE	RPI	RPI	RPI	RPI
DIV. I ONLY	2- 5	254	0- 0	341	258	337	337	23	23	
DIV. I NON-CONF.	2- 5	254	0- 0	341	257	337	337	23	23	
TOTALS	RPI 1-25	RPI 26-50	W-L RECORDS	RPI 51-100	RPI 101-150	RPI 150+				
2- 5	0- 0	0- 1	OVERALL	0- 0	0- 1	2- 3				
2- 0	0- 0	0- 0	HOME	0- 0	0- 0	2- 0				
0- 3	0- 0	0- 1	AWAY	0- 0	0- 1	0- 1				
0- 2	0- 0	0- 0	NEUTRAL	0- 0	0- 0	0- 2				
2- 5	0- 0	0- 1	NON-CONFERENCE	0- 0	0- 1	2- 3				
2- 0	0- 0	0- 0	HOME	0- 0	0- 0	2- 0				
0- 3	0- 0	0- 1	AWAY	0- 0	0- 1	0- 1				
0- 2	0- 0	0- 0	NEUTRAL	0- 0	0- 0	0- 2				
0- 0	0- 0	0- 0	CONFERENCE	0- 0	0- 0	0- 0				
0- 0	0- 0	0- 0	HOME	0- 0	0- 0	0- 0				
0- 0	0- 0	0- 0	AWAY	0- 0	0- 0	0- 0				
0- 0	0- 0	0- 0	NEUTRAL	0- 0	0- 0	0- 0				

RPI 1-25			RPI 26-50			RPI 51-100			RPI 101+			Team's RPI: 337
RPI	S	Opponent	Score	RPI	S	Opponent	Score	RPI	S	Opponent	Score	
				36	A	Troy	64 94					
								103	A	Vanderbilt	66 88	
								208	N	Oakland	55 61	
								249	N	Northern Ky.	63 66	
								299	H	Lipscomb	65 63	
								317	A	Alabama St.	63 68	
								351	H	Florida A&M	72 67	
LAST 12 Division I GAMES:												
				249	N	Northern Ky.	63 66	208	N	Oakland	55 61	
				317	A	Alabama St.	63 68					
				36	A	Troy	64 94					
				299	H	Lipscomb	65 63					
				351	H	Florida A&M	72 67					
				103	A	Vanderbilt	66 88					

Non-Div I Games: Clark Atlanta 75 46 Fort Valley St. 87 65

Jacksonville St.

Loss, Non-Conf, S Site, H Home A Away N Neutral

Average RPI Win:	178	WON-LOST	WINNING	LAST 10	STRENGTH OF	OPP. STRENGTH	TEAM	ADJ.	CONF.	ADJ CONF.
Average RPI Loss:	32	RECORD	PCT. RANK	GAMES	SCHEDULE	OF SCHEDULE	RPI	RPI	RPI	RPI
DIV. I ONLY	6- 2	59	1- 0	179	28	73	73	18	18	
DIV. I NON-CONF.	6- 2	60	1- 0	177	28	73	73	18	18	
TOTALS	RPI 1-25	RPI 26-50	W-L RECORDS	RPI 51-100	RPI 101-150	RPI 150+				
6- 2	0- 1	0- 1	OVERALL	1- 0	2- 0	3- 0				
3- 1	0- 0	0- 1	HOME	1- 0	0- 0	2- 0				
2- 1	0- 1	0- 0	AWAY	0- 0	1- 0	1- 0				
1- 0	0- 0	0- 0	NEUTRAL	0- 0	1- 0	0- 0				
6- 2	0- 1	0- 1	NON-CONFERENCE	1- 0	2- 0	3- 0				
3- 1	0- 0	0- 1	HOME	1- 0	0- 0	2- 0				
2- 1	0- 1	0- 0	AWAY	0- 0	1- 0	1- 0				
1- 0	0- 0	0- 0	NEUTRAL	0- 0	1- 0	0- 0				
0- 0	0- 0	0- 0	CONFERENCE	0- 0	0- 0	0- 0				
0- 0	0- 0	0- 0	HOME	0- 0	0- 0	0- 0				
0- 0	0- 0	0- 0	AWAY	0- 0	0- 0	0- 0				
0- 0	0- 0	0- 0	NEUTRAL	0- 0	0- 0	0- 0				

RPI 1-25				RPI 26-50				RPI 51-100				RPI 101+			
RPI	S	Opponent	Score	RPI	S	Opponent	Score	RPI	S	Opponent	Score	RPI	S	Opponent	Score
22	A	Virginia	49 55	42	H	Maryland	68 70	86	H	St. John's (NY)	76 73	111	N	UCF	46 43
												141	A	Villanova	56 52
												201	H	Liberty	76 53
												221	A	Georgetown	66 59
												310	H	Longwood	93 53
LAST 12 Division I GAMES:															
141	A	Villanova	56 52	111	N	UCF	46 43	22	A	Virginia	49 55	201	H	Liberty	76 53
310	H	Longwood	93 53	221	A	Georgetown	66 59	86	H	St. John's (NY)	76 73	42	H	Maryland	68 70

Non-Div I Games:

James Madison

■ Loss,
 ■ Non-Conf, S Site,
 ■ Home
 ■ Away
 N Neutral

Average RPI Win:	199	WON-LOST	WINNING	LAST 10	STRENGTH OF	OPP. STRENGTH	TEAM	ADJ.	CONF.	ADJ CONF.
Average RPI Loss:	0	RECORD	PCT. RANK	GAMES	SCHEDULE	OF SCHEDULE	RPI	RPI	RPI	RPI
DIV. I ONLY	8- 0	1	1- 0	180	232	33	33	5	5	
DIV. I NON-CONF.	8- 0	1	1- 0	178	232	33	33	5	5	
TOTALS	RPI 1-25	RPI 26-50	W-L RECORDS	RPI 51-100	RPI 101-150	RPI 150+				
8- 0	0- 0	0- 0	OVERALL	1- 0	1- 0	6- 0				
6- 0	0- 0	0- 0	HOME	0- 0	0- 0	6- 0				
1- 0	0- 0	0- 0	AWAY	1- 0	0- 0	0- 0				
1- 0	0- 0	0- 0	NEUTRAL	0- 0	1- 0	0- 0				
8- 0	0- 0	0- 0	NON-CONFERENCE	1- 0	1- 0	6- 0				
6- 0	0- 0	0- 0	HOME	0- 0	0- 0	6- 0				
1- 0	0- 0	0- 0	AWAY	1- 0	0- 0	0- 0				
1- 0	0- 0	0- 0	NEUTRAL	0- 0	1- 0	0- 0				
0- 0	0- 0	0- 0	CONFERENCE	0- 0	0- 0	0- 0				
0- 0	0- 0	0- 0	HOME	0- 0	0- 0	0- 0				
0- 0	0- 0	0- 0	AWAY	0- 0	0- 0	0- 0				
0- 0	0- 0	0- 0	NEUTRAL	0- 0	0- 0	0- 0				

RPI 1-25				RPI 26-50		Team's RPI: 33		RPI 51-100				RPI 101+			
RPI	S	Opponent	Score	RPI	S	Opponent	Score	RPI	S	Opponent	Score	RPI	S	Opponent	Score
								91	A	Fla. Atlantic	90 60	101	N	Wright St.	74 63
												179	H	Florida	76 66
												192	H	Texas St.	68 48
												216	H	Indiana St.	84 72
												226	H	UMass Lowell	79 44
												262	H	Omaha	63 48
												326	H	UIC	91 50
LAST 12 Division I GAMES:															
				91	A	Fla. Atlantic	90 60	226	H	UMass Lowell	79 44				
				179	H	Florida	76 66	262	H	Omaha	63 48				
				101	N	Wright St.	74 63	326	H	UIC	91 50				
				192	H	Texas St.	68 48	216	H	Indiana St.	84 72				

Non-Div I Games:

Kansas

Average RPI Win:	291	WON-LOST	WINNING	LAST 10	STRENGTH OF	OPP. STRENGTH	TEAM	ADJ.	CONF.	ADJ CONF.
Average RPI Loss:	89	RECORD	PCT. RANK	GAMES	SCHEDULE	OF SCHEDULE	RPI	RPI	RPI	RPI
DIV. I ONLY	4- 4	160	0- 1	245	228	259	259	5	5	
DIV. I NON-CONF.	4- 4	160	0- 1	245	228	261	261	5	5	
TOTALS	RPI 1-25	RPI 26-50	W-L RECORDS	RPI 51-100	RPI 101-150	RPI 150+				
4- 4	0- 0	0- 1	OVERALL	0- 2	0- 1	4- 0				
4- 1	0- 0	0- 0	HOME	0- 1	0- 0	4- 0				
0- 1	0- 0	0- 1	AWAY	0- 0	0- 0	0- 0				
0- 2	0- 0	0- 0	NEUTRAL	0- 1	0- 1	0- 0				
4- 4	0- 0	0- 1	NON-CONFERENCE	0- 2	0- 1	4- 0				
4- 1	0- 0	0- 0	HOME	0- 1	0- 0	4- 0				
0- 1	0- 0	0- 1	AWAY	0- 0	0- 0	0- 0				
0- 2	0- 0	0- 0	NEUTRAL	0- 1	0- 1	0- 0				
0- 0	0- 0	0- 0	CONFERENCE	0- 0	0- 0	0- 0				
0- 0	0- 0	0- 0	HOME	0- 0	0- 0	0- 0				
0- 0	0- 0	0- 0	AWAY	0- 0	0- 0	0- 0				
0- 0	0- 0	0- 0	NEUTRAL	0- 0	0- 0	0- 0				

RPI 1-25				RPI 26-50				RPI 51-100				RPI 101+ Team's RPI: 259			
RPI	S	Opponent	Score	RPI	S	Opponent	Score	RPI	S	Opponent	Score	RPI	S	Opponent	Score
				32	A	Arkansas	72 81	85	H	UT Arlington	53 57	140	N	Memphis	68 72
								100	N	Michigan St.	60 65	225	H	Oral Roberts	109 69
												262	H	Omaha	73 48
												326	H	UIC	84 40
												349	H	Incarnate Word	85 41
LAST 12 Division I GAMES:															
				349	H	Incarnate Word	85 41	100	N	Michigan St.	60 65				
				140	N	Memphis	68 72	32	A	Arkansas	72 81				
				85	H	UT Arlington	53 57								
				225	H	Oral Roberts	109 69								
				326	H	UIC	84 40								
				262	H	Omaha	73 48								

Non-Div I Games:

Kansas St.

Average RPI Win:	274	WON-LOST	WINNING	LAST 10	STRENGTH OF	OPP. STRENGTH	TEAM	ADJ.	CONF.	ADJ CONF.
Average RPI Loss:	98	RECORD	PCT. RANK	GAMES	SCHEDULE	OF SCHEDULE	RPI	RPI	RPI	RPI
DIV. I ONLY	5- 4	144	1- 0	285	161	190	190	14	14	
DIV. I NON-CONF.	5- 4	143	1- 0	286	160	190	190	14	14	
TOTALS	RPI 1-25	RPI 26-50	W-L RECORDS	RPI 51-100	RPI 101-150	RPI 150+				
5- 4	0- 0	0- 1	OVERALL	0- 1	0- 1	5- 1				
2- 1	0- 0	0- 1	HOME	0- 0	0- 0	2- 0				
2- 3	0- 0	0- 0	AWAY	0- 1	0- 1	2- 1				
1- 0	0- 0	0- 0	NEUTRAL	0- 0	0- 0	1- 0				
5- 4	0- 0	0- 1	NON-CONFERENCE	0- 1	0- 1	5- 1				
2- 1	0- 0	0- 1	HOME	0- 0	0- 0	2- 0				
2- 3	0- 0	0- 0	AWAY	0- 1	0- 1	2- 1				
1- 0	0- 0	0- 0	NEUTRAL	0- 0	0- 0	1- 0				
0- 0	0- 0	0- 0	CONFERENCE	0- 0	0- 0	0- 0				
0- 0	0- 0	0- 0	HOME	0- 0	0- 0	0- 0				
0- 0	0- 0	0- 0	AWAY	0- 0	0- 0	0- 0				
0- 0	0- 0	0- 0	NEUTRAL	0- 0	0- 0	0- 0				

RPI S	Opponent	Score	RPI S	Opponent	Score	RPI S	Opponent	Score	RPI S	Opponent	Score	Team's RPI: 190
			27 H Georgia Tech	47 63		52 A Georgia	65 80		132 A Campbell	51 63		
									181 A Navy	62 82		
									204 H Samford	60 55		
									275 A Ga. Southern	95 69		
									277 A UNCW	58 56		
									286 H Mercer	92 64		
									330 N UMBC	59 44		
LAST 12 Division I GAMES:												
			286 H Mercer	92 64		330 N UMBC	59 44					
			204 H Samford	60 55		27 H Georgia Tech	47 63					
			52 A Georgia	65 80		181 A Navy	62 82					
						132 A Campbell	51 63					
						277 A UNCW	58 56					
						275 A Ga. Southern	95 69					

Non-Div I Games:

Kennesaw St.

Average RPI Win:	220	WON-LOST	WINNING	LAST 10	STRENGTH OF	OPP. STRENGTH	TEAM	ADJ.	CONF.	ADJ CONF.
Average RPI Loss:	25	RECORD	PCT. RANK	GAMES	SCHEDULE	OF SCHEDULE	RPI	RPI	RPI	RPI
DIV. I ONLY	5- 3	105	0- 1	83	115	72	72	11	11	
DIV. I NON-CONF.	5- 3	104	0- 1	82	116	72	72	11	11	
TOTALS	RPI 1-25	RPI 26-50	W-L RECORDS	RPI 51-100	RPI 101-150	RPI 150+				
5- 3	0- 2	0- 1	OVERALL	0- 0	1- 0	4- 0				
2- 1	0- 1	0- 0	HOME	0- 0	0- 0	2- 0				
2- 1	0- 1	0- 0	AWAY	0- 0	1- 0	1- 0				
1- 1	0- 0	0- 1	NEUTRAL	0- 0	0- 0	1- 0				
5- 3	0- 2	0- 1	NON-CONFERENCE	0- 0	1- 0	4- 0				
2- 1	0- 1	0- 0	HOME	0- 0	0- 0	2- 0				
2- 1	0- 1	0- 0	AWAY	0- 0	1- 0	1- 0				
1- 1	0- 0	0- 1	NEUTRAL	0- 0	0- 0	1- 0				
0- 0	0- 0	0- 0	CONFERENCE	0- 0	0- 0	0- 0				
0- 0	0- 0	0- 0	HOME	0- 0	0- 0	0- 0				
0- 0	0- 0	0- 0	AWAY	0- 0	0- 0	0- 0				
0- 0	0- 0	0- 0	NEUTRAL	0- 0	0- 0	0- 0				

RPI 1-25			RPI 26-50			RPI 51-100			Team's RPI: 72	RPI 101+		
RPI S	Opponent	Score	RPI S	Opponent	Score	RPI S	Opponent	Score		RPI S	Opponent	Score
12 H	Ohio St.	65 75	39 N	Michigan	53 88					148 A	Duquesne	77 75
25 A	Purdue	64 77								161 H	Robert Morris	82 81
										165 A	Youngstown St.	82 73
										294 H	St. Bonaventure	81 58
										332 N	Purdue Fort Wayne	75 67
LAST 12 Division I GAMES:												
25 A	Purdue	64 77	12 H	Ohio St.	65 75	332 N	Purdue Fort Wayne	75 67				
294 H	St. Bonaventure	81 58	39 N	Michigan	53 88	165 A	Youngstown St.	82 73				
161 H	Robert Morris	82 81				148 A	Duquesne	77 75				

Non-Div I Games:

Kent St.

Average RPI Win:	159	WON-LOST	WINNING	LAST 10	STRENGTH OF	OPP. STRENGTH	TEAM	ADJ.	CONF.	ADJ CONF.
Average RPI Loss:	0	RECORD	PCT. RANK	GAMES	SCHEDULE	OF SCHEDULE	RPI	RPI	RPI	RPI
DIV. I ONLY	9- 0	1	1- 0	230	20	31	31	7	7	
DIV. I NON-CONF.	9- 0	1	1- 0	229	20	31	31	7	7	
TOTALS	RPI 1-25	RPI 26-50	W-L RECORDS	RPI 51-100	RPI 101-150	RPI 150+				
9- 0	1- 0	1- 0	OVERALL	1- 0	1- 0	5- 0				
7- 0	0- 0	1- 0	HOME	0- 0	1- 0	5- 0				
2- 0	1- 0	0- 0	AWAY	1- 0	0- 0	0- 0				
0- 0	0- 0	0- 0	NEUTRAL	0- 0	0- 0	0- 0				
9- 0	1- 0	1- 0	NON-CONFERENCE	1- 0	1- 0	5- 0				
7- 0	0- 0	1- 0	HOME	0- 0	1- 0	5- 0				
2- 0	1- 0	0- 0	AWAY	1- 0	0- 0	0- 0				
0- 0	0- 0	0- 0	NEUTRAL	0- 0	0- 0	0- 0				
0- 0	0- 0	0- 0	CONFERENCE	0- 0	0- 0	0- 0				
0- 0	0- 0	0- 0	HOME	0- 0	0- 0	0- 0				
0- 0	0- 0	0- 0	AWAY	0- 0	0- 0	0- 0				
0- 0	0- 0	0- 0	NEUTRAL	0- 0	0- 0	0- 0				

RPI 1-25				RPI 26-50				Team's RPI: 31				RPI 51-100				RPI 101+			
RPI	S	Opponent	Score	RPI	S	Opponent	Score	RPI	S	Opponent	Score	RPI	S	Opponent	Score	RPI	S	Opponent	Score
22	A	Virginia	50 47	40	H	Charlotte	86 39	68	A	Middle Tenn.	67 52	139	H	Austin Peay	81 52	196	H	Stetson	67 48
												204	H	Samford	79 49	209	H	Mt. St. Mary's	67 44
												248	H	Grambling	81 35	305	H	Morehead St.	79 54
LAST 12 Division I GAMES:																			
				40	H	Charlotte	86 39	204	H	Samford	79 49								
				139	H	Austin Peay	81 52	68	A	Middle Tenn.	67 52								
				248	H	Grambling	81 35	209	H	Mt. St. Mary's	67 44								
				305	H	Morehead St.	79 54												
				22	A	Virginia	50 47												
				196	H	Stetson	67 48												

Non-Div I Games:

Kentucky

Average RPI Win:	333	WON-LOST	WINNING	LAST 10	STRENGTH OF	OPP. STRENGTH	TEAM	ADJ.	CONF.	ADJ CONF.
Average RPI Loss:	210	RECORD	PCT. RANK	GAMES	SCHEDULE	OF SCHEDULE	RPI	RPI	RPI	RPI
DIV. I ONLY	1- 8	323	0- 1	206	347	335	335	30	30	
DIV. I NON-CONF.	1- 8	323	0- 1	205	347	335	335	30	30	
TOTALS	RPI 1-25	RPI 26-50	W-L RECORDS	RPI 51-100	RPI 101-150	RPI 150+				
1- 8	0- 0	0- 0	OVERALL	0- 0	0- 3	1- 5				
1- 4	0- 0	0- 0	HOME	0- 0	0- 2	1- 2				
0- 4	0- 0	0- 0	AWAY	0- 0	0- 1	0- 3				
0- 0	0- 0	0- 0	NEUTRAL	0- 0	0- 0	0- 0				
1- 8	0- 0	0- 0	NON-CONFERENCE	0- 0	0- 3	1- 5				
1- 4	0- 0	0- 0	HOME	0- 0	0- 2	1- 2				
0- 4	0- 0	0- 0	AWAY	0- 0	0- 1	0- 3				
0- 0	0- 0	0- 0	NEUTRAL	0- 0	0- 0	0- 0				
0- 0	0- 0	0- 0	CONFERENCE	0- 0	0- 0	0- 0				
0- 0	0- 0	0- 0	HOME	0- 0	0- 0	0- 0				
0- 0	0- 0	0- 0	AWAY	0- 0	0- 0	0- 0				
0- 0	0- 0	0- 0	NEUTRAL	0- 0	0- 0	0- 0				

RPI 1-25				RPI 26-50				RPI 51-100				RPI 101+				Team's RPI: 335	
RPI	S	Opponent	Score	RPI	S	Opponent	Score	RPI	S	Opponent	Score	RPI	S	Opponent	Score		
												127	H	Stony Brook	49	80	
												136	A	Rhode Island	56	79	
												147	H	Cleveland St.	49	79	
												226	A	UMass Lowell	56	65	
												233	H	Fairfield	51	53	
												245	A	Lafayette	60	65	
												261	A	Army West Point	60	67	
												307	H	Saint Peter's	74	89	
												333	H	Hofstra	85	46	
LAST 12 Division I GAMES:																	
				245	A	Lafayette	60	65				226	A	UMass Lowell	56	65	
				147	H	Cleveland St.	49	79				261	A	Army West Point	60	67	
				233	H	Fairfield	51	53				333	H	Hofstra	85	46	
				136	A	Rhode Island	56	79				127	H	Stony Brook	49	80	
				307	H	Saint Peter's	74	89									

Non-Div I Games:

LIU Brooklyn

Average RPI Win:	217	WON-LOST	WINNING	LAST 10	STRENGTH OF	OPP. STRENGTH	TEAM	ADJ.	CONF.	ADJ CONF.
Average RPI Loss:	179	RECORD	PCT. RANK	GAMES	SCHEDULE	OF SCHEDULE	RPI	RPI	RPI	RPI
DIV. I ONLY	2- 7	291	0- 0	279	177	312	312	12	12	
DIV. I NON-CONF.	2- 7	291	0- 0	280	174	311	311	12	12	
TOTALS	RPI 1-25	RPI 26-50	W-L RECORDS	RPI 51-100	RPI 101-150	RPI 150+				
2- 7	0- 0	0- 0	OVERALL	0- 2	0- 0	2- 5				
1- 4	0- 0	0- 0	HOME	0- 1	0- 0	1- 3				
1- 3	0- 0	0- 0	AWAY	0- 1	0- 0	1- 2				
0- 0	0- 0	0- 0	NEUTRAL	0- 0	0- 0	0- 0				
2- 7	0- 0	0- 0	NON-CONFERENCE	0- 2	0- 0	2- 5				
1- 4	0- 0	0- 0	HOME	0- 1	0- 0	1- 3				
1- 3	0- 0	0- 0	AWAY	0- 1	0- 0	1- 2				
0- 0	0- 0	0- 0	NEUTRAL	0- 0	0- 0	0- 0				
0- 0	0- 0	0- 0	CONFERENCE	0- 0	0- 0	0- 0				
0- 0	0- 0	0- 0	HOME	0- 0	0- 0	0- 0				
0- 0	0- 0	0- 0	AWAY	0- 0	0- 0	0- 0				
0- 0	0- 0	0- 0	NEUTRAL	0- 0	0- 0	0- 0				

RPI 1-25			RPI 26-50			RPI 51-100			RPI 101+			Team's RPI: 312
RPI	S	Opponent	Score	RPI	S	Opponent	Score	RPI	S	Opponent	Score	
						51	A UCLA	52	74	154	H Hawaii	65 51
						61	H Yale	65	81	183	A UC Irvine	65 80
										221	H Georgetown	53 64
										232	H CSUN	54 56
										236	H Cal St. Fullerton	74 79
										266	A Tulsa	56 75
										279	A Long Beach St.	70 57
LAST 12 Division I GAMES:												
232	H	CSUN	54	56	61	H	Yale	65	81			
154	H	Hawaii	65	51	221	H	Georgetown	53	64			
51	A	UCLA	52	74	266	A	Tulsa	56	75			
					279	A	Long Beach St.	70	57			
					183	A	UC Irvine	65	80			
					236	H	Cal St. Fullerton	74	79			

Non-Div I Games: Cal St. San B'dino 94 46

LMU (CA)

■ Loss,
 ■ Non-Conf, S Site,
 ■ Home
 ■ Away
 N Neutral

Average RPI Win: 166		WON-LOST	WINNING	LAST 10	STRENGTH OF	OPP. STRENGTH	TEAM	ADJ.	CONF.	ADJ CONF.
Average RPI Loss: 39		RECORD	PCT. RANK	GAMES	SCHEDULE	OF SCHEDULE	RPI	RPI	RPI	RPI
DIV. I ONLY		8- 2	46	1- 0	127	42	47	47	7	7
DIV. I NON-CONF.		8- 2	47	1- 0	127	42	47	47	7	7
TOTALS	RPI 1-25	RPI 26-50		W-L RECORDS		RPI 51-100	RPI 101-150	RPI 150+		
8- 2	1- 1	0- 0		OVERALL		1- 1	2- 0	4- 0		
4- 1	1- 1	0- 0		HOME		0- 0	1- 0	2- 0		
2- 1	0- 0	0- 0		AWAY		0- 1	0- 0	2- 0		
2- 0	0- 0	0- 0		NEUTRAL		1- 0	1- 0	0- 0		
8- 2	1- 1	0- 0		NON-CONFERENCE		1- 1	2- 0	4- 0		
4- 1	1- 1	0- 0		HOME		0- 0	1- 0	2- 0		
2- 1	0- 0	0- 0		AWAY		0- 1	0- 0	2- 0		
2- 0	0- 0	0- 0		NEUTRAL		1- 0	1- 0	0- 0		
0- 0	0- 0	0- 0		CONFERENCE		0- 0	0- 0	0- 0		
0- 0	0- 0	0- 0		HOME		0- 0	0- 0	0- 0		
0- 0	0- 0	0- 0		AWAY		0- 0	0- 0	0- 0		
0- 0	0- 0	0- 0		NEUTRAL		0- 0	0- 0	0- 0		

RPI 1-25				Team's RPI: 47		RPI 51-100				RPI 101+					
RPI	S	Opponent	Score	RPI	S	Opponent	Score	RPI	S	Opponent	Score	RPI	S	Opponent	Score
23	H	Florida St.	62 70					54	A	Oklahoma	68 90	131	H	New Orleans	83 49
24	H	Rutgers	64 58					100	N	Michigan St.	58 56	140	N	Memphis	89 58
												182	A	Tulane	59 54
												229	H	Southeastern La.	62 52
												251	A	Little Rock	65 50
												268	H	Nicholls St.	63 32
LAST 12 Division I GAMES:															
140	N	Memphis	89 58	24	H	Rutgers	64 58								
54	A	Oklahoma	68 90	229	H	Southeastern La.	62 52								
268	H	Nicholls St.	63 32	182	A	Tulane	59 54								
100	N	Michigan St.	58 56	251	A	Little Rock	65 50								
				23	H	Florida St.	62 70								
				131	H	New Orleans	83 49								

Non-Div I Games:

LSU

Loss, Non-Conf, S Site, H Home A Away N Neutral

Average RPI Win:	249	WON-LOST	WINNING	LAST 10	STRENGTH OF	OPP. STRENGTH	TEAM	ADJ.	CONF.	ADJ CONF.
Average RPI Loss:	131	RECORD	PCT. RANK	GAMES	SCHEDULE	OF SCHEDULE	RPI	RPI	RPI	RPI
DIV. I ONLY	6- 4	121	0- 1	155	299	138	138	10	10	
DIV. I NON-CONF.	6- 4	122	0- 1	155	301	137	137	10	10	
TOTALS	RPI 1-25	RPI 26-50	W-L RECORDS	RPI 51-100	RPI 101-150	RPI 150+				
6- 4	0- 0	0- 0	OVERALL	0- 2	1- 0	5- 2				
2- 2	0- 0	0- 0	HOME	0- 1	1- 0	1- 1				
3- 2	0- 0	0- 0	AWAY	0- 1	0- 0	3- 1				
1- 0	0- 0	0- 0	NEUTRAL	0- 0	0- 0	1- 0				
6- 4	0- 0	0- 0	NON-CONFERENCE	0- 2	1- 0	5- 2				
2- 2	0- 0	0- 0	HOME	0- 1	1- 0	1- 1				
3- 2	0- 0	0- 0	AWAY	0- 1	0- 0	3- 1				
1- 0	0- 0	0- 0	NEUTRAL	0- 0	0- 0	1- 0				
0- 0	0- 0	0- 0	CONFERENCE	0- 0	0- 0	0- 0				
0- 0	0- 0	0- 0	HOME	0- 0	0- 0	0- 0				
0- 0	0- 0	0- 0	AWAY	0- 0	0- 0	0- 0				
0- 0	0- 0	0- 0	NEUTRAL	0- 0	0- 0	0- 0				

RPI 1-25			RPI 26-50			RPI 51-100			RPI 101+			Team's RPI: 138
RPI	S	Opponent	Score	RPI	S	Opponent	Score	RPI	S	Opponent	Score	
						87 H Penn	49 65	122 H Harvard			75 69	
						96 A Rider	43 70	161 H Robert Morris			68 71	
								181 A Navy			46 61	
								214 A Norfolk St.			55 52	
								247 A Howard			78 62	
								272 A Penn St.			69 67	
								308 H Coppin St.			79 46	
								330 N UMBC			74 58	
LAST 12 Division I GAMES:												
181	A	Navy	46 61	272	A	Penn St.	69 67					
96	A	Rider	43 70	122	H	Harvard	75 69					
87	H	Penn	49 65	161	H	Robert Morris	68 71					
330	N	UMBC	74 58	247	A	Howard	78 62					
308	H	Coppin St.	79 46									
214	A	Norfolk St.	55 52									

Non-Div I Games:

La Salle

Average RPI Win:	347	WON-LOST	WINNING	LAST 10	STRENGTH OF	OPP. STRENGTH	TEAM	ADJ.	CONF.	ADJ CONF.
Average RPI Loss:	247	RECORD	PCT. RANK	GAMES	SCHEDULE	OF SCHEDULE	RPI	RPI	RPI	RPI
DIV. I ONLY	1- 6	309	0- 1	332	343	348	348	22	22	
DIV. I NON-CONF.	1- 6	308	0- 1	332	343	348	348	22	22	
TOTALS	RPI 1-25	RPI 26-50	W-L RECORDS	RPI 51-100	RPI 101-150	RPI 150+				
1- 6	0- 0	0- 0	OVERALL	0- 0	0- 0	1- 6				
1- 3	0- 0	0- 0	HOME	0- 0	0- 0	1- 3				
0- 3	0- 0	0- 0	AWAY	0- 0	0- 0	0- 3				
0- 0	0- 0	0- 0	NEUTRAL	0- 0	0- 0	0- 0				
1- 6	0- 0	0- 0	NON-CONFERENCE	0- 0	0- 0	1- 6				
1- 3	0- 0	0- 0	HOME	0- 0	0- 0	1- 3				
0- 3	0- 0	0- 0	AWAY	0- 0	0- 0	0- 3				
0- 0	0- 0	0- 0	NEUTRAL	0- 0	0- 0	0- 0				
0- 0	0- 0	0- 0	CONFERENCE	0- 0	0- 0	0- 0				
0- 0	0- 0	0- 0	HOME	0- 0	0- 0	0- 0				
0- 0	0- 0	0- 0	AWAY	0- 0	0- 0	0- 0				
0- 0	0- 0	0- 0	NEUTRAL	0- 0	0- 0	0- 0				

RPI 1-25			RPI 26-50			RPI 51-100			RPI 101+			Team's RPI: 348
RPI	S	Opponent	Score	RPI	S	Opponent	Score	RPI	S	Opponent	Score	
								180	H	Southern Miss.	42	57
								229	H	Southeastern La.	52	65
								234	H	Houston Baptist	65	72
								256	A	Ole Miss	42	66
								257	A	Tennessee Tech	68	75
								325	A	McNeese	69	72
								347	H	Northwestern St.	63	54
LAST 12 Division I GAMES:												
229	H	Southeastern La.	52	65	234	H	Houston Baptist	65	72			
347	H	Northwestern St.	63	54	325	A	McNeese	69	72			
180	H	Southern Miss.	42	57								
257	A	Tennessee Tech	68	75								
256	A	Ole Miss	42	66								

Non-Div I Games:

La.-Monroe

Average RPI Win:	305	WON-LOST	WINNING	LAST 10	STRENGTH OF	OPP. STRENGTH	TEAM	ADJ.	CONF.	ADJ CONF.
Average RPI Loss:	125	RECORD	PCT. RANK	GAMES	SCHEDULE	OF SCHEDULE	RPI	RPI	RPI	RPI
DIV. I ONLY	4- 4	160	0- 1	283	294	245	245	15	15	
DIV. I NON-CONF.	4- 4	160	0- 1	284	296	245	245	15	15	
TOTALS	RPI 1-25	RPI 26-50	W-L RECORDS	RPI 51-100	RPI 101-150	RPI 150+				
4- 4	0- 0	0- 0	OVERALL	0- 1	0- 2	4- 1				
3- 1	0- 0	0- 0	HOME	0- 0	0- 1	3- 0				
1- 3	0- 0	0- 0	AWAY	0- 1	0- 1	1- 1				
0- 0	0- 0	0- 0	NEUTRAL	0- 0	0- 0	0- 0				
4- 4	0- 0	0- 0	NON-CONFERENCE	0- 1	0- 2	4- 1				
3- 1	0- 0	0- 0	HOME	0- 0	0- 1	3- 0				
1- 3	0- 0	0- 0	AWAY	0- 1	0- 1	1- 1				
0- 0	0- 0	0- 0	NEUTRAL	0- 0	0- 0	0- 0				
0- 0	0- 0	0- 0	CONFERENCE	0- 0	0- 0	0- 0				
0- 0	0- 0	0- 0	HOME	0- 0	0- 0	0- 0				
0- 0	0- 0	0- 0	AWAY	0- 0	0- 0	0- 0				
0- 0	0- 0	0- 0	NEUTRAL	0- 0	0- 0	0- 0				

RPI 1-25				RPI 26-50				RPI 51-100				RPI 101+				Team's RPI: 245	
RPI	S	Opponent	Score	RPI	S	Opponent	Score	RPI	S	Opponent	Score	RPI	S	Opponent	Score		
								86	A	St. John's (NY)	44	76	108	A	Binghamton	64	74
													148	H	Duquesne	65	73
													159	A	Monmouth	44	52
													252	H	Manhattan	60	53
													287	A	Albany (NY)	54	47
													335	H	LIU Brooklyn	65	60
													346	H	Fairleigh Dickinson	61	29
LAST 12 Division I GAMES:																	
				159	A	Monmouth	44	52		252	H	Manhattan	60	53			
				346	H	Fairleigh Dickinson	61	29		287	A	Albany (NY)	54	47			
										335	H	LIU Brooklyn	65	60			
										148	H	Duquesne	65	73			
										86	A	St. John's (NY)	44	76			
										108	A	Binghamton	64	74			

Non-Div I Games:

Lafayette

Average RPI Win:	208	WON-LOST	WINNING	LAST 10	STRENGTH OF	OPP. STRENGTH	TEAM	ADJ.	CONF.	ADJ CONF.
Average RPI Loss:	117	RECORD	PCT. RANK	GAMES	SCHEDULE	OF SCHEDULE	RPI	RPI	RPI	RPI
DIV. I ONLY	2- 5	254	1- 0	28	242	150	150	26	26	
DIV. I NON-CONF.	2- 5	254	1- 0	27	242	149	149	26	26	
TOTALS	RPI 1-25	RPI 26-50	W-L RECORDS	RPI 51-100	RPI 101-150	RPI 150+				
2- 5	0- 1	0- 2	OVERALL	0- 0	1- 0	1- 2				
1- 1	0- 0	0- 0	HOME	0- 0	0- 0	1- 1				
0- 4	0- 1	0- 2	AWAY	0- 0	0- 0	0- 1				
1- 0	0- 0	0- 0	NEUTRAL	0- 0	1- 0	0- 0				
2- 5	0- 1	0- 2	NON-CONFERENCE	0- 0	1- 0	1- 2				
1- 1	0- 0	0- 0	HOME	0- 0	0- 0	1- 1				
0- 4	0- 1	0- 2	AWAY	0- 0	0- 0	0- 1				
1- 0	0- 0	0- 0	NEUTRAL	0- 0	1- 0	0- 0				
0- 0	0- 0	0- 0	CONFERENCE	0- 0	0- 0	0- 0				
0- 0	0- 0	0- 0	HOME	0- 0	0- 0	0- 0				
0- 0	0- 0	0- 0	AWAY	0- 0	0- 0	0- 0				
0- 0	0- 0	0- 0	NEUTRAL	0- 0	0- 0	0- 0				

RPI 1-25				RPI 26-50				RPI 51-100				RPI 101+ Team's RPI: 150			
RPI	S	Opponent	Score	RPI	S	Opponent	Score	RPI	S	Opponent	Score	RPI	S	Opponent	Score
16	A	NC State	40 81	29	A	Baylor	28 90					116	N	Idaho	47 44
				35	A	Oklahoma St.	53 74					206	H	Louisiana	63 74
												298	A	Cal Poly	56 57
												300	H	Denver	71 59
LAST 12 Division I GAMES:															
300	H	Denver	71 59	16	A	NC State	40 81								
298	A	Cal Poly	56 57	35	A	Oklahoma St.	53 74								
116	N	Idaho	47 44												
206	H	Louisiana	63 74												
29	A	Baylor	28 90												

Non-Div I Games: Howard Payne 96 36 LeTourneau 90 38

Lamar University

Loss, Non-Conf, S Site, H Home A Away N Neutral

Average RPI Win:	174	WON-LOST	WINNING	LAST 10	STRENGTH OF	OPP. STRENGTH	TEAM	ADJ.	CONF.	ADJ CONF.
Average RPI Loss:	129	RECORD	PCT. RANK	GAMES	SCHEDULE	OF SCHEDULE	RPI	RPI	RPI	RPI
DIV. I ONLY	6- 2	59	1- 0	214	80	89	89	15	15	
DIV. I NON-CONF.	6- 2	60	1- 0	213	79	91	91	15	15	
TOTALS	RPI 1-25	RPI 26-50	W-L RECORDS	RPI 51-100	RPI 101-150	RPI 150+				
6- 2	0- 0	0- 0	OVERALL	2- 0	0- 2	4- 0				
3- 0	0- 0	0- 0	HOME	2- 0	0- 0	1- 0				
3- 0	0- 0	0- 0	AWAY	0- 0	0- 0	3- 0				
0- 2	0- 0	0- 0	NEUTRAL	0- 0	0- 2	0- 0				
6- 2	0- 0	0- 0	NON-CONFERENCE	2- 0	0- 2	4- 0				
3- 0	0- 0	0- 0	HOME	2- 0	0- 0	1- 0				
3- 0	0- 0	0- 0	AWAY	0- 0	0- 0	3- 0				
0- 2	0- 0	0- 0	NEUTRAL	0- 0	0- 2	0- 0				
0- 0	0- 0	0- 0	CONFERENCE	0- 0	0- 0	0- 0				
0- 0	0- 0	0- 0	HOME	0- 0	0- 0	0- 0				
0- 0	0- 0	0- 0	AWAY	0- 0	0- 0	0- 0				
0- 0	0- 0	0- 0	NEUTRAL	0- 0	0- 0	0- 0				

RPI 1-25			RPI 26-50			RPI 51-100			Team's RPI: 89	RPI 101+		
RPI	S	Opponent	Score	RPI	S	Opponent	Score	RPI	S	Opponent	Score	
								78	H	Seton Hall	75 68	
								82	H	George Washington	59 53	
										128	N	Ball St.
										130	N	Fordham
										157	A	Merrimack
										174	A	Delaware St.
										209	A	Mt. St. Mary's
										342	H	Central Conn. St.
LAST 12 Division I GAMES:												
								342	H	Central Conn. St.	70 51	
								82	H	George Washington	59 53	
								157	A	Merrimack	72 68	
								174	A	Delaware St.	68 38	
								209	A	Mt. St. Mary's	66 65	
								130	N	Fordham	57 59	
								128	N	Ball St.	52 54	
								78	H	Seton Hall	75 68	

Non-Div I Games: Bloomsburg 91 43

Lehigh

Average RPI Win:	219	WON-LOST	WINNING	LAST 10	STRENGTH OF	OPP. STRENGTH	TEAM	ADJ.	CONF.	ADJ CONF.
Average RPI Loss:	135	RECORD	PCT. RANK	GAMES	SCHEDULE	OF SCHEDULE	RPI	RPI	RPI	RPI
DIV. I ONLY	3- 6	231	1- 0	103	186	201	201	14	14	
DIV. I NON-CONF.	3- 6	231	1- 0	103	183	200	200	14	14	
TOTALS	RPI 1-25	RPI 26-50	W-L RECORDS	RPI 51-100	RPI 101-150	RPI 150+				
3- 6	0- 1	0- 1	OVERALL	0- 1	0- 1	3- 2				
1- 3	0- 0	0- 0	HOME	0- 0	0- 1	1- 2				
1- 2	0- 0	0- 1	AWAY	0- 1	0- 0	1- 0				
1- 1	0- 1	0- 0	NEUTRAL	0- 0	0- 0	1- 0				
3- 6	0- 1	0- 1	NON-CONFERENCE	0- 1	0- 1	3- 2				
1- 3	0- 0	0- 0	HOME	0- 0	0- 1	1- 2				
1- 2	0- 0	0- 1	AWAY	0- 1	0- 0	1- 0				
1- 1	0- 1	0- 0	NEUTRAL	0- 0	0- 0	1- 0				
0- 0	0- 0	0- 0	CONFERENCE	0- 0	0- 0	0- 0				
0- 0	0- 0	0- 0	HOME	0- 0	0- 0	0- 0				
0- 0	0- 0	0- 0	AWAY	0- 0	0- 0	0- 0				
0- 0	0- 0	0- 0	NEUTRAL	0- 0	0- 0	0- 0				

RPI 1-25			RPI 26-50			RPI 51-100			RPI 101+			Team's RPI: 201
RPI	S	Opponent	Score	RPI	S	Opponent	Score	RPI	S	Opponent	Score	
1	N	Oregon St.	55 68	46	A	Virginia Tech	69 73	73	A	James Madison	53 76	113 H UNC Greensboro 53 58
												153 N Miami (OH) 65 53
												214 A Norfolk St. 67 48
												278 H ETSU 62 63
												291 H East Carolina 81 66
												297 H Chattanooga 54 71
LAST 12 Division I GAMES:												
291	H	East Carolina	81 66	153	N	Miami (OH)	65 53	73	A	James Madison	53 76	
1	N	Oregon St.	55 68	113	H	UNC Greensboro	53 58	46	A	Virginia Tech	69 73	
214	A	Norfolk St.	67 48	297	H	Chattanooga	54 71	278	H	ETSU	62 63	

Non-Div I Games:

Liberty

Average RPI Win:	294	WON-LOST	WINNING	LAST 10	STRENGTH OF	OPP. STRENGTH	TEAM	ADJ.	CONF.	ADJ CONF.
Average RPI Loss:	155	RECORD	PCT. RANK	GAMES	SCHEDULE	OF SCHEDULE	RPI	RPI	RPI	RPI
DIV. I ONLY	2- 7	291	1- 0	217	291	299	299	14	14	
DIV. I NON-CONF.	2- 7	291	1- 0	216	293	299	299	14	14	
TOTALS	RPI 1-25	RPI 26-50	W-L RECORDS	RPI 51-100	RPI 101-150	RPI 150+				
2- 7	0- 0	0- 0	OVERALL	0- 3	0- 1	2- 3				
1- 2	0- 0	0- 0	HOME	0- 0	0- 1	1- 1				
1- 3	0- 0	0- 0	AWAY	0- 1	0- 0	1- 2				
0- 2	0- 0	0- 0	NEUTRAL	0- 2	0- 0	0- 0				
2- 7	0- 0	0- 0	NON-CONFERENCE	0- 3	0- 1	2- 3				
1- 2	0- 0	0- 0	HOME	0- 0	0- 1	1- 1				
1- 3	0- 0	0- 0	AWAY	0- 1	0- 0	1- 2				
0- 2	0- 0	0- 0	NEUTRAL	0- 2	0- 0	0- 0				
0- 0	0- 0	0- 0	CONFERENCE	0- 0	0- 0	0- 0				
0- 0	0- 0	0- 0	HOME	0- 0	0- 0	0- 0				
0- 0	0- 0	0- 0	AWAY	0- 0	0- 0	0- 0				
0- 0	0- 0	0- 0	NEUTRAL	0- 0	0- 0	0- 0				

RPI 1-25				RPI 26-50				RPI 51-100				RPI 101+				Team's RPI: 299	
RPI	S	Opponent	Score	RPI	S	Opponent	Score	RPI	S	Opponent	Score	RPI	S	Opponent	Score		
								68	A	Middle Tenn.	49	70	117	H	Murray St.	57	67
								92	N	Marist	63	74	151	A	Dayton	60	82
								96	N	Rider	76	81	227	H	Eastern Ill.	56	66
													249	H	Northern Ky.	71	69
													337	A	Jacksonville St.	63	65
													339	A	Tennessee St.	74	64
LAST 12 Division I GAMES:																	
339	A	Tennessee St.	74	64	117	H	Murray St.	57	67								
68	A	Middle Tenn.	49	70	249	H	Northern Ky.	71	69								
227	H	Eastern Ill.	56	66	337	A	Jacksonville St.	63	65								
92	N	Marist	63	74	151	A	Dayton	60	82								
96	N	Rider	76	81													

Non-Div I Games:

Lipscomb

Little Rock

Through Games Of 12/8/19

Average RPI Win:	290	WON-LOST	WINNING	LAST 10	STRENGTH OF	OPP. STRENGTH	TEAM	ADJ.	CONF.	ADJ CONF.
Average RPI Loss:	112	RECORD	PCT. RANK	GAMES	SCHEDULE	OF SCHEDULE	RPI	RPI	RPI	RPI
DIV. I ONLY	2- 6	276	1- 0	113	229	251	251	22	22	
DIV. I NON-CONF.	2- 6	277	1- 0	113	229	251	251	22	22	
TOTALS	RPI 1-25	RPI 26-50	W-L RECORDS	RPI 51-100	RPI 101-150	RPI 150+				
2- 6	0- 0	0- 3	OVERALL	0- 1	0- 0	2- 2				
2- 2	0- 0	0- 1	HOME	0- 0	0- 0	2- 1				
0- 4	0- 0	0- 2	AWAY	0- 1	0- 0	0- 1				
0- 0	0- 0	0- 0	NEUTRAL	0- 0	0- 0	0- 0				
2- 6	0- 0	0- 3	NON-CONFERENCE	0- 1	0- 0	2- 2				
2- 2	0- 0	0- 1	HOME	0- 0	0- 0	2- 1				
0- 4	0- 0	0- 2	AWAY	0- 1	0- 0	0- 1				
0- 0	0- 0	0- 0	NEUTRAL	0- 0	0- 0	0- 0				
0- 0	0- 0	0- 0	CONFERENCE	0- 0	0- 0	0- 0				
0- 0	0- 0	0- 0	HOME	0- 0	0- 0	0- 0				
0- 0	0- 0	0- 0	AWAY	0- 0	0- 0	0- 0				
0- 0	0- 0	0- 0	NEUTRAL	0- 0	0- 0	0- 0				

RPI S	Opponent	Score	RPI S	Opponent	Score	RPI S	Opponent	Score	RPI S	Opponent	Score	Team's RPI: 251
			34 A Texas A&M	35 78		91 A Fla. Atlantic	72 79		218 H Louisiana Tech	38 43		
			43 A Western Ky.	58 77					240 A Rice	40 66		
			47 H LSU	50 65					266 H Tulsa	63 51		
									314 H Central Ark.	63 48		
LAST 12 Division I GAMES:												
			43 A Western Ky.	58 77		266 H Tulsa	63 51					
			91 A Fla. Atlantic	72 79		218 H Louisiana Tech	38 43					
			314 H Central Ark.	63 48								
			47 H LSU	50 65								
			240 A Rice	40 66								
			34 A Texas A&M	35 78								

Non-Div I Games:

Little Rock

Loss, Non-Conf, S Site, H Home A Away N Neutral

Average RPI Win:	198	WON-LOST	WINNING	LAST 10	STRENGTH OF	OPP. STRENGTH	TEAM	ADJ.	CONF.	ADJ CONF.
Average RPI Loss:	207	RECORD	PCT. RANK	GAMES	SCHEDULE	OF SCHEDULE	RPI	RPI	RPI	RPI
DIV. I ONLY	2- 6	276	0- 1	208	287	279	279	24	24	
DIV. I NON-CONF.	2- 6	277	0- 1	207	288	280	280	24	24	
TOTALS	RPI 1-25	RPI 26-50	W-L RECORDS	RPI 51-100	RPI 101-150	RPI 150+				
2- 6	0- 0	0- 0	OVERALL	0- 2	1- 0	1- 4				
0- 2	0- 0	0- 0	HOME	0- 0	0- 0	0- 2				
1- 4	0- 0	0- 0	AWAY	0- 2	1- 0	0- 2				
1- 0	0- 0	0- 0	NEUTRAL	0- 0	0- 0	1- 0				
2- 6	0- 0	0- 0	NON-CONFERENCE	0- 2	1- 0	1- 4				
0- 2	0- 0	0- 0	HOME	0- 0	0- 0	0- 2				
1- 4	0- 0	0- 0	AWAY	0- 2	1- 0	0- 2				
1- 0	0- 0	0- 0	NEUTRAL	0- 0	0- 0	1- 0				
0- 0	0- 0	0- 0	CONFERENCE	0- 0	0- 0	0- 0				
0- 0	0- 0	0- 0	HOME	0- 0	0- 0	0- 0				
0- 0	0- 0	0- 0	AWAY	0- 0	0- 0	0- 0				
0- 0	0- 0	0- 0	NEUTRAL	0- 0	0- 0	0- 0				

RPI 1-25			RPI 26-50			RPI 51-100			RPI 101+			Team's RPI: 279
RPI	S	Opponent	Score	RPI	S	Opponent	Score	RPI	S	Opponent	Score	
						51	A UCLA	51	86	123	A Santa Clara	54 46
						56	A California	45	68	212	A California Baptist	70 79
										267	H Utah St.	48 56
										272	N Penn St.	64 56
										312	H LMU (CA)	57 70
										343	A Seattle U	54 66
LAST 12 Division I GAMES:												
						51	A UCLA	51	86	56	A California	45 68
						212	A California Baptist	70	79	343	A Seattle U	54 66
										123	A Santa Clara	54 46
										272	N Penn St.	64 56
										312	H LMU (CA)	57 70
										267	H Utah St.	48 56

Non-Div I Games: Westcliff 94 47

Long Beach St.

Average RPI Win:	302	WON-LOST	WINNING	LAST 10	STRENGTH OF	OPP. STRENGTH	TEAM	ADJ.	CONF.	ADJ CONF.
Average RPI Loss:	215	RECORD	PCT. RANK	GAMES	SCHEDULE	OF SCHEDULE	RPI	RPI	RPI	RPI
DIV. I ONLY	2- 5	254	0- 1	233	334	310	310	29	29	
DIV. I NON-CONF.	2- 5	254	0- 1	232	334	310	310	29	29	
TOTALS	RPI 1-25	RPI 26-50	W-L RECORDS	RPI 51-100	RPI 101-150	RPI 150+				
2- 5	0- 0	0- 0	OVERALL	0- 1	0- 0	2- 4				
2- 1	0- 0	0- 0	HOME	0- 0	0- 0	2- 1				
0- 4	0- 0	0- 0	AWAY	0- 1	0- 0	0- 3				
0- 0	0- 0	0- 0	NEUTRAL	0- 0	0- 0	0- 0				
2- 5	0- 0	0- 0	NON-CONFERENCE	0- 1	0- 0	2- 4				
2- 1	0- 0	0- 0	HOME	0- 0	0- 0	2- 1				
0- 4	0- 0	0- 0	AWAY	0- 1	0- 0	0- 3				
0- 0	0- 0	0- 0	NEUTRAL	0- 0	0- 0	0- 0				
0- 0	0- 0	0- 0	CONFERENCE	0- 0	0- 0	0- 0				
0- 0	0- 0	0- 0	HOME	0- 0	0- 0	0- 0				
0- 0	0- 0	0- 0	AWAY	0- 0	0- 0	0- 0				
0- 0	0- 0	0- 0	NEUTRAL	0- 0	0- 0	0- 0				

RPI S	Opponent	Score	RPI S	Opponent	Score	RPI S	Opponent	Score	RPI S	Opponent	Score	Team's RPI: 310
						73	A James Madison	53 93	179	A Florida	54 71	
									214	A Norfolk St.	46 49	
									277	H UNCW	59 58	
									291	H East Carolina	61 64	
									320	A Wofford	76 79	
									327	H Brown	86 76	
LAST 12 Division I GAMES:												
214	A Norfolk St.	46 49	277	H UNCW	59 58							
291	H East Carolina	61 64	179	A Florida	54 71							
320	A Wofford	76 79	73	A James Madison	53 93							
327	H Brown	86 76										

Non-Div I Games:

Longwood

Average RPI Win: 239		WON-LOST	WINNING	LAST 10	STRENGTH OF	OPP. STRENGTH	TEAM	ADJ.	CONF.	ADJ CONF.
Average RPI Loss: 175		RECORD	PCT. RANK	GAMES	SCHEDULE	OF SCHEDULE	RPI	RPI	RPI	RPI
DIV. I ONLY		3- 3	160	0- 1	261	176	218	218	13	13
DIV. I NON-CONF.		3- 3	160	0- 1	260	173	218	218	13	13
TOTALS	RPI 1-25	RPI 26-50		W-L RECORDS		RPI 51-100	RPI 101-150	RPI 150+		
3- 3	0- 0	0- 0		OVERALL		0- 0	1- 1	2- 2		
2- 1	0- 0	0- 0		HOME		0- 0	1- 0	1- 1		
1- 2	0- 0	0- 0		AWAY		0- 0	0- 1	1- 1		
0- 0	0- 0	0- 0		NEUTRAL		0- 0	0- 0	0- 0		
3- 3	0- 0	0- 0		NON-CONFERENCE		0- 0	1- 1	2- 2		
2- 1	0- 0	0- 0		HOME		0- 0	1- 0	1- 1		
1- 2	0- 0	0- 0		AWAY		0- 0	0- 1	1- 1		
0- 0	0- 0	0- 0		NEUTRAL		0- 0	0- 0	0- 0		
0- 0	0- 0	0- 0		CONFERENCE		0- 0	0- 0	0- 0		
0- 0	0- 0	0- 0		HOME		0- 0	0- 0	0- 0		
0- 0	0- 0	0- 0		AWAY		0- 0	0- 0	0- 0		
0- 0	0- 0	0- 0		NEUTRAL		0- 0	0- 0	0- 0		

RPI 1-25				RPI 26-50				RPI 51-100				RPI 101+				Team's RPI: 218	
RPI	S	Opponent	Score	RPI	S	Opponent	Score	RPI	S	Opponent	Score	RPI	S	Opponent	Score		
												118	A	Houston	53	67	
												140	H	Memphis	83	74	
												152	H	Wichita St.	80	88	
												251	A	Little Rock	43	38	
												256	A	Ole Miss	53	76	
												325	H	McNeese	79	54	
LAST 12 Division I GAMES:																	
118	A	Houston	53	67	256	A	Ole Miss	53	76								
325	H	McNeese	79	54	152	H	Wichita St.	80	88								
251	A	Little Rock	43	38	140	H	Memphis	83	74								

Non-Div I Games:	Loyola (LA)	71	52	LSU-Alexandria	93	61
------------------	-------------	----	----	----------------	----	----

Louisiana Tech

■ Loss, ■ Non-Conf, S Site, H Home A Away N Neutral

Average RPI Win: 112		WON-LOST	WINNING	LAST 10	STRENGTH OF	OPP. STRENGTH	TEAM	ADJ.	CONF.	ADJ CONF.
Average RPI Loss: 12		RECORD	PCT. RANK	GAMES	SCHEDULE	OF SCHEDULE	RPI	RPI	RPI	RPI
DIV. I ONLY		9- 1	16	1- 0	15	64	6	6	3	3
DIV. I NON-CONF.		9- 1	16	1- 0	15	64	6	6	3	3

TOTALS	RPI 1-25	RPI 26-50		W-L RECORDS		RPI 51-100	RPI 101-150	RPI 150+		
9- 1	1- 1	2- 0		OVERALL		2- 0	2- 0	2- 0		
5- 0	0- 0	1- 0		HOME		1- 0	2- 0	1- 0		
1- 1	0- 1	0- 0		AWAY		0- 0	0- 0	1- 0		
3- 0	1- 0	1- 0		NEUTRAL		1- 0	0- 0	0- 0		
9- 1	1- 1	2- 0		NON-CONFERENCE		2- 0	2- 0	2- 0		
5- 0	0- 0	1- 0		HOME		1- 0	2- 0	1- 0		
1- 1	0- 1	0- 0		AWAY		0- 0	0- 0	1- 0		
3- 0	1- 0	1- 0		NEUTRAL		1- 0	0- 0	0- 0		
0- 0	0- 0	0- 0		CONFERENCE		0- 0	0- 0	0- 0		
0- 0	0- 0	0- 0		HOME		0- 0	0- 0	0- 0		
0- 0	0- 0	0- 0		AWAY		0- 0	0- 0	0- 0		
0- 0	0- 0	0- 0		NEUTRAL		0- 0	0- 0	0- 0		

RPI 1-25				Team's RPI: 6		RPI 26-50				RPI 51-100				RPI 101+			
RPI	S	Opponent	Score	RPI	S	Opponent	Score	RPI	S	Opponent	Score	RPI	S	Opponent	Score		
12	A	Ohio St.	60 67	35	N	Oklahoma St.	69 48	65	H	Boise St.	98 82	103	H	Central Mich.	76 63		
13	N	Oregon	72 62	43	H	Western Ky.	75 56	85	N	UT Arlington	76 67	117	H	Murray St.	76 40		
												249	A	Northern Ky.	85 57		
												297	H	Chattanooga	86 37		
LAST 12 Division I GAMES:																	
				35	N	Oklahoma St.	69 48	249	A	Northern Ky.	85 57						
				85	N	UT Arlington	76 67	12	A	Ohio St.	60 67						
				65	H	Boise St.	98 82	13	N	Oregon	72 62						
				297	H	Chattanooga	86 37	43	H	Western Ky.	75 56						
				103	H	Central Mich.	76 63										
				117	H	Murray St.	76 40										

Non-Div I Games:

Louisville

■ Loss, ■ Non-Conf, S Site, H Home A Away N Neutral

Average RPI Win:	220	WON-LOST	WINNING	LAST 10	STRENGTH OF	OPP. STRENGTH	TEAM	ADJ.	CONF.	ADJ CONF.
Average RPI Loss:	0	RECORD	PCT. RANK	GAMES	SCHEDULE	OF SCHEDULE	RPI	RPI	RPI	RPI
DIV. I ONLY	8- 0	1	1- 0	298	146	71	71	4	4	
DIV. I NON-CONF.	8- 0	1	1- 0	298	145	71	71	4	4	
TOTALS	RPI 1-25	RPI 26-50	W-L RECORDS	RPI 51-100	RPI 101-150	RPI 150+				
8- 0	0- 0	0- 0	OVERALL	1- 0	1- 0	6- 0				
2- 0	0- 0	0- 0	HOME	1- 0	0- 0	1- 0				
6- 0	0- 0	0- 0	AWAY	0- 0	1- 0	5- 0				
0- 0	0- 0	0- 0	NEUTRAL	0- 0	0- 0	0- 0				
8- 0	0- 0	0- 0	NON-CONFERENCE	1- 0	1- 0	6- 0				
2- 0	0- 0	0- 0	HOME	1- 0	0- 0	1- 0				
6- 0	0- 0	0- 0	AWAY	0- 0	1- 0	5- 0				
0- 0	0- 0	0- 0	NEUTRAL	0- 0	0- 0	0- 0				
0- 0	0- 0	0- 0	CONFERENCE	0- 0	0- 0	0- 0				
0- 0	0- 0	0- 0	HOME	0- 0	0- 0	0- 0				
0- 0	0- 0	0- 0	AWAY	0- 0	0- 0	0- 0				
0- 0	0- 0	0- 0	NEUTRAL	0- 0	0- 0	0- 0				

RPI 1-25			RPI 26-50			RPI 51-100			Team's RPI: 71	RPI 101+		
RPI	S	Opponent	Score	RPI	S	Opponent	Score	RPI	S	Opponent	Score	
								83	H	Dartmouth	61 40	
								121	A	UMKC	72 67	
								163	A	Portland	78 64	
								227	A	Eastern Ill.	67 51	
								255	H	Vermont	78 76	
								270	A	SIUE	63 50	
								321	A	Detroit Mercy	89 60	
								323	A	Chicago St.	98 53	
LAST 12 Division I GAMES:												
227	A	Eastern Ill.	67 51	270	A	SIUE	63 50					
255	H	Vermont	78 76	83	H	Dartmouth	61 40					
321	A	Detroit Mercy	89 60	163	A	Portland	78 64					
				121	A	UMKC	72 67					
				323	A	Chicago St.	98 53					

Non-Div I Games:

Loyola Chicago

Loyola Maryland

Through Games Of 12/8/19

Average RPI Win:	346	WON-LOST	WINNING	LAST 10	STRENGTH OF	OPP. STRENGTH	TEAM	ADJ.	CONF.	ADJ CONF.
Average RPI Loss:	127	RECORD	PCT. RANK	GAMES	SCHEDULE	OF SCHEDULE	RPI	RPI	RPI	RPI
DIV. I ONLY	1- 8	323	0- 1	232	114	295	295	15	15	
DIV. I NON-CONF.	1- 8	323	0- 1	231	115	295	295	15	15	
TOTALS	RPI 1-25	RPI 26-50	W-L RECORDS	RPI 51-100	RPI 101-150	RPI 150+				
1- 8	0- 1	0- 1	OVERALL	0- 2	0- 1	1- 3				
0- 1	0- 0	0- 0	HOME	0- 0	0- 0	0- 1				
1- 6	0- 1	0- 1	AWAY	0- 2	0- 0	1- 2				
0- 1	0- 0	0- 0	NEUTRAL	0- 0	0- 1	0- 0				
1- 8	0- 1	0- 1	NON-CONFERENCE	0- 2	0- 1	1- 3				
0- 1	0- 0	0- 0	HOME	0- 0	0- 0	0- 1				
1- 6	0- 1	0- 1	AWAY	0- 2	0- 0	1- 2				
0- 1	0- 0	0- 0	NEUTRAL	0- 0	0- 1	0- 0				
0- 0	0- 0	0- 0	CONFERENCE	0- 0	0- 0	0- 0				
0- 0	0- 0	0- 0	HOME	0- 0	0- 0	0- 0				
0- 0	0- 0	0- 0	AWAY	0- 0	0- 0	0- 0				
0- 0	0- 0	0- 0	NEUTRAL	0- 0	0- 0	0- 0				

RPI 1-25				RPI 26-50				RPI 51-100				RPI 101+ Team's RPI: 295			
RPI	S	Opponent	Score	RPI	S	Opponent	Score	RPI	S	Opponent	Score	RPI	S	Opponent	Score
10	A	Northwestern	46 67	42	A	Maryland	45 105	79	A	Notre Dame	60 84	101	N	Wright St.	51 66
								91	A	Fla. Atlantic	61 72	209	A	Mt. St. Mary's	75 81
												238	A	St. Francis Brooklyn	78 89
												247	H	Howard	69 75
												346	A	Fairleigh Dickinson	75 46
LAST 12 Division I GAMES:															
101	N	Wright St.	51 66	91	A	Fla. Atlantic	61 72	238	A	St. Francis Brooklyn	78 89	247	H	Howard	69 75
42	A	Maryland	45 105	346	A	Fairleigh Dickinson	75 46	10	A	Northwestern	46 67	79	A	Notre Dame	60 84
209	A	Mt. St. Mary's	75 81												

Non-Div I Games:

Loyola Maryland

Loss, Non-Conf, S Site, H Home A Away N Neutral

Average RPI Win:	196	WON-LOST	WINNING	LAST 10	STRENGTH OF	OPP. STRENGTH	TEAM	ADJ.	CONF.	ADJ CONF.
Average RPI Loss:	130	RECORD	PCT. RANK	GAMES	SCHEDULE	OF SCHEDULE	RPI	RPI	RPI	RPI
DIV. I ONLY	2- 7	291	0- 1	72	241	220	220	27	27	
DIV. I NON-CONF.	2- 7	291	0- 1	70	241	220	220	27	27	
TOTALS	RPI 1-25	RPI 26-50	W-L RECORDS	RPI 51-100	RPI 101-150	RPI 150+				
2- 7	0- 2	0- 0	OVERALL	0- 1	0- 1	2- 3				
1- 2	0- 0	0- 0	HOME	0- 0	0- 1	1- 1				
1- 2	0- 1	0- 0	AWAY	0- 0	0- 0	1- 1				
0- 3	0- 1	0- 0	NEUTRAL	0- 1	0- 0	0- 1				
2- 7	0- 2	0- 0	NON-CONFERENCE	0- 1	0- 1	2- 3				
1- 2	0- 0	0- 0	HOME	0- 0	0- 1	1- 1				
1- 2	0- 1	0- 0	AWAY	0- 0	0- 0	1- 1				
0- 3	0- 1	0- 0	NEUTRAL	0- 1	0- 0	0- 1				
0- 0	0- 0	0- 0	CONFERENCE	0- 0	0- 0	0- 0				
0- 0	0- 0	0- 0	HOME	0- 0	0- 0	0- 0				
0- 0	0- 0	0- 0	AWAY	0- 0	0- 0	0- 0				
0- 0	0- 0	0- 0	NEUTRAL	0- 0	0- 0	0- 0				

RPI 1-25				RPI 26-50				RPI 51-100				RPI 101+ Team's RPI: 220			
RPI	S	Opponent	Score	RPI	S	Opponent	Score	RPI	S	Opponent	Score	RPI	S	Opponent	Score
16	A	NC State	34 62					76	N	Arizona St.	31 57	122	H	Harvard	40 69
17	N	Drake	62 94									151	N	Dayton	49 78
												181	H	Navy	46 41
												202	H	Boston U.	49 62
												210	A	Delaware	69 56
												327	A	Brown	70 76
LAST 12 Division I GAMES:															
151	N	Dayton	49 78	202	H	Boston U.	49 62								
17	N	Drake	62 94	327	A	Brown	70 76								
122	H	Harvard	40 69	210	A	Delaware	69 56								
76	N	Arizona St.	31 57												
181	H	Navy	46 41												
16	A	NC State	34 62												

Non-Div I Games: Husson 104 43

Maine

Average RPI Win:	215	WON-LOST	WINNING	LAST 10	STRENGTH OF	OPP. STRENGTH	TEAM	ADJ.	CONF.	ADJ CONF.
Average RPI Loss:	158	RECORD	PCT. RANK	GAMES	SCHEDULE	OF SCHEDULE	RPI	RPI	RPI	RPI
DIV. I ONLY	2- 5	254	0- 1	172	286	252	252	21	21	
DIV. I NON-CONF.	2- 5	254	0- 1	171	287	252	252	20	20	
TOTALS	RPI 1-25	RPI 26-50	W-L RECORDS	RPI 51-100	RPI 101-150	RPI 150+				
2- 5	0- 0	0- 0	OVERALL	1- 0	0- 4	1- 1				
1- 2	0- 0	0- 0	HOME	1- 0	0- 2	0- 0				
1- 3	0- 0	0- 0	AWAY	0- 0	0- 2	1- 1				
0- 0	0- 0	0- 0	NEUTRAL	0- 0	0- 0	0- 0				
2- 5	0- 0	0- 0	NON-CONFERENCE	1- 0	0- 4	1- 1				
1- 2	0- 0	0- 0	HOME	1- 0	0- 2	0- 0				
1- 3	0- 0	0- 0	AWAY	0- 0	0- 2	1- 1				
0- 0	0- 0	0- 0	NEUTRAL	0- 0	0- 0	0- 0				
0- 0	0- 0	0- 0	CONFERENCE	0- 0	0- 0	0- 0				
0- 0	0- 0	0- 0	HOME	0- 0	0- 0	0- 0				
0- 0	0- 0	0- 0	AWAY	0- 0	0- 0	0- 0				
0- 0	0- 0	0- 0	NEUTRAL	0- 0	0- 0	0- 0				

RPI 1-25				RPI 26-50				RPI 51-100				RPI 101+ Team's RPI: 252			
RPI	S	Opponent	Score	RPI	S	Opponent	Score	RPI	S	Opponent	Score	RPI	S	Opponent	Score
								83	H	Dartmouth	70 58	127	A	Stony Brook	54 59
												130	H	Fordham	45 51
												141	A	Villanova	51 63
												148	H	Duquesne	65 76
												245	A	Lafayette	53 60
												346	A	Fairleigh Dickinson	62 61
LAST 12 Division I GAMES:															
				141	A	Villanova	51 63	130	H	Fordham	45 51				
				346	A	Fairleigh Dickinson	62 61	83	H	Dartmouth	70 58				
				148	H	Duquesne	65 76	245	A	Lafayette	53 60				
				127	A	Stony Brook	54 59								

Non-Div I Games:

Manhattan

Average RPI Win:	221	WON-LOST	WINNING	LAST 10	STRENGTH OF	OPP. STRENGTH	TEAM	ADJ.	CONF.	ADJ CONF.
Average RPI Loss:	54	RECORD	PCT. RANK	GAMES	SCHEDULE	OF SCHEDULE	RPI	RPI	RPI	RPI
DIV. I ONLY	5- 2	74	0- 1	176	133	92	92	21	21	
DIV. I NON-CONF.	5- 2	75	0- 1	174	133	93	93	20	20	
TOTALS	RPI 1-25	RPI 26-50	W-L RECORDS	RPI 51-100	RPI 101-150	RPI 150+				
5- 2	0- 1	0- 0	OVERALL	0- 0	1- 1	4- 0				
2- 1	0- 1	0- 0	HOME	0- 0	0- 0	2- 0				
1- 1	0- 0	0- 0	AWAY	0- 0	0- 1	1- 0				
2- 0	0- 0	0- 0	NEUTRAL	0- 0	1- 0	1- 0				
5- 2	0- 1	0- 0	NON-CONFERENCE	0- 0	1- 1	4- 0				
2- 1	0- 1	0- 0	HOME	0- 0	0- 0	2- 0				
1- 1	0- 0	0- 0	AWAY	0- 0	0- 1	1- 0				
2- 0	0- 0	0- 0	NEUTRAL	0- 0	1- 0	1- 0				
0- 0	0- 0	0- 0	CONFERENCE	0- 0	0- 0	0- 0				
0- 0	0- 0	0- 0	HOME	0- 0	0- 0	0- 0				
0- 0	0- 0	0- 0	AWAY	0- 0	0- 0	0- 0				
0- 0	0- 0	0- 0	NEUTRAL	0- 0	0- 0	0- 0				

RPI 1-25				RPI 26-50			RPI 51-100			Team's RPI: 92	RPI 101+				
RPI	S	Opponent	Score	RPI	S	Opponent	Score	RPI	S	Opponent	Score	RPI	S	Opponent	Score
5	H	Princeton	50 62									103	A	Central Mich.	54 77
												105	N	North Florida	69 54
												202	A	Boston U.	89 75
												213	H	Elon	63 55
												287	H	Albany (NY)	76 52
												299	N	Lipscomb	74 63
LAST 12 Division I GAMES:															
5	H	Princeton	50 62	299	N	Lipscomb	74 63								
103	A	Central Mich.	54 77	105	N	North Florida	69 54								
				213	H	Elon	63 55								
				287	H	Albany (NY)	76 52								
				202	A	Boston U.	89 75								

Non-Div I Games:

Marist

Average RPI Win:	166	WON-LOST	WINNING	LAST 10	STRENGTH OF	OPP. STRENGTH	TEAM	ADJ.	CONF.	ADJ CONF.
Average RPI Loss:	11	RECORD	PCT. RANK	GAMES	SCHEDULE	OF SCHEDULE	RPI	RPI	RPI	RPI
DIV. I ONLY	7- 2	50	1- 0	121	9	50	50	6	6	
DIV. I NON-CONF.	7- 2	51	1- 0	121	9	50	50	6	6	
TOTALS	RPI 1-25	RPI 26-50	W-L RECORDS	RPI 51-100	RPI 101-150	RPI 150+				
7- 2	1- 2	0- 0	OVERALL	1- 0	1- 0	4- 0				
3- 2	1- 2	0- 0	HOME	0- 0	0- 0	2- 0				
3- 0	0- 0	0- 0	AWAY	1- 0	1- 0	1- 0				
1- 0	0- 0	0- 0	NEUTRAL	0- 0	0- 0	1- 0				
7- 2	1- 2	0- 0	NON-CONFERENCE	1- 0	1- 0	4- 0				
3- 2	1- 2	0- 0	HOME	0- 0	0- 0	2- 0				
3- 0	0- 0	0- 0	AWAY	1- 0	1- 0	1- 0				
1- 0	0- 0	0- 0	NEUTRAL	0- 0	0- 0	1- 0				
0- 0	0- 0	0- 0	CONFERENCE	0- 0	0- 0	0- 0				
0- 0	0- 0	0- 0	HOME	0- 0	0- 0	0- 0				
0- 0	0- 0	0- 0	AWAY	0- 0	0- 0	0- 0				
0- 0	0- 0	0- 0	NEUTRAL	0- 0	0- 0	0- 0				

RPI 1-25			RPI 26-50		Team's RPI: 50	RPI 51-100			RPI 101+		
RPI	S	Opponent	Score	RPI	S	Opponent	Score	RPI	S	Opponent	Score
10	H	Northwestern	56 64					64	A	Green Bay	60 47
11	H	Mississippi St.	68 74					146	A	Saint Mary's (CA)	77 63
21	H	Illinois St.	58 41					176	A	Milwaukee	78 56
								238	H	St. Francis Brooklyn	92 71
								253	H	Morgan St.	70 48
								266	N	Tulsa	61 60
LAST 12 Division I GAMES:											
266	N	Tulsa	61 60	176	A	Milwaukee	78 56				
146	A	Saint Mary's (CA)	77 63	238	H	St. Francis Brooklyn	92 71				
11	H	Mississippi St.	68 74	253	H	Morgan St.	70 48				
64	A	Green Bay	60 47								
10	H	Northwestern	56 64								
21	H	Illinois St.	58 41								

Non-Div I Games:

Marquette

Average RPI Win:	246	WON-LOST	WINNING	LAST 10	STRENGTH OF	OPP. STRENGTH	TEAM	ADJ.	CONF.	ADJ CONF.
Average RPI Loss:	197	RECORD	PCT. RANK	GAMES	SCHEDULE	OF SCHEDULE	RPI	RPI	RPI	RPI
DIV. I ONLY	3- 4	199	0- 1	336	159	316	316	13	13	
DIV. I NON-CONF.	3- 4	198	0- 1	336	159	315	315	13	13	
TOTALS	RPI 1-25	RPI 26-50	W-L RECORDS	RPI 51-100	RPI 101-150	RPI 150+				
3- 4	0- 0	0- 0	OVERALL	0- 1	0- 1	3- 2				
2- 2	0- 0	0- 0	HOME	0- 0	0- 1	2- 1				
1- 2	0- 0	0- 0	AWAY	0- 1	0- 0	1- 1				
0- 0	0- 0	0- 0	NEUTRAL	0- 0	0- 0	0- 0				
3- 4	0- 0	0- 0	NON-CONFERENCE	0- 1	0- 1	3- 2				
2- 2	0- 0	0- 0	HOME	0- 0	0- 1	2- 1				
1- 2	0- 0	0- 0	AWAY	0- 1	0- 0	1- 1				
0- 0	0- 0	0- 0	NEUTRAL	0- 0	0- 0	0- 0				
0- 0	0- 0	0- 0	CONFERENCE	0- 0	0- 0	0- 0				
0- 0	0- 0	0- 0	HOME	0- 0	0- 0	0- 0				
0- 0	0- 0	0- 0	AWAY	0- 0	0- 0	0- 0				
0- 0	0- 0	0- 0	NEUTRAL	0- 0	0- 0	0- 0				

RPI 1-25			RPI 26-50			RPI 51-100			RPI 101+			Team's RPI: 316
RPI	S	Opponent	Score	RPI	S	Opponent	Score	RPI	S	Opponent	Score	
						99 A Ohio	51 67			112 H Bowling Green	69 82	
										214 H Norfolk St.	75 69	
										216 A Indiana St.	72 60	
										253 H Morgan St.	52 57	
										308 H Coppin St.	60 47	
										322 A Evansville	62 66	
LAST 12 Division I GAMES:												
308	H	Coppin St.	60 47	112	H	Bowling Green	69 82					
99	A	Ohio	51 67	216	A	Indiana St.	72 60					
214	H	Norfolk St.	75 69	322	A	Evansville	62 66					
				253	H	Morgan St.	52 57					

Non-Div I Games: Alderson Broadus 85 41 Ky. Christian 89 40

Marshall

Average RPI Win:	175	WON-LOST	WINNING	LAST 10	STRENGTH OF	OPP. STRENGTH	TEAM	ADJ.	CONF.	ADJ CONF.
Average RPI Loss:	17	RECORD	PCT. RANK	GAMES	SCHEDULE	OF SCHEDULE	RPI	RPI	RPI	RPI
DIV. I ONLY	8- 2	46	1- 0	98	78	42	42	2	2	
DIV. I NON-CONF.	8- 2	47	1- 0	98	77	42	42	2	2	
TOTALS	RPI 1-25	RPI 26-50	W-L RECORDS	RPI 51-100	RPI 101-150	RPI 150+				
8- 2	0- 2	0- 0	OVERALL	2- 0	0- 0	6- 0				
5- 1	0- 1	0- 0	HOME	1- 0	0- 0	4- 0				
1- 1	0- 1	0- 0	AWAY	1- 0	0- 0	0- 0				
2- 0	0- 0	0- 0	NEUTRAL	0- 0	0- 0	2- 0				
8- 2	0- 2	0- 0	NON-CONFERENCE	2- 0	0- 0	6- 0				
5- 1	0- 1	0- 0	HOME	1- 0	0- 0	4- 0				
1- 1	0- 1	0- 0	AWAY	1- 0	0- 0	0- 0				
2- 0	0- 0	0- 0	NEUTRAL	0- 0	0- 0	2- 0				
0- 0	0- 0	0- 0	CONFERENCE	0- 0	0- 0	0- 0				
0- 0	0- 0	0- 0	HOME	0- 0	0- 0	0- 0				
0- 0	0- 0	0- 0	AWAY	0- 0	0- 0	0- 0				
0- 0	0- 0	0- 0	NEUTRAL	0- 0	0- 0	0- 0				

RPI 1-25				RPI 26-50		Team's RPI: 42		RPI 51-100				RPI 101+			
RPI	S	Opponent	Score	RPI	S	Opponent	Score	RPI	S	Opponent	Score	RPI	S	Opponent	Score
16	A	NC State	59 66					73	A	James Madison	70 68	172	N	Belmont	90 26
18	H	South Carolina	54 63					82	H	George Washington	88 54	175	H	Wagner	119 56
												191	N	Clemson	63 44
												199	H	Quinnipiac	107 52
												210	H	Delaware	99 55
												295	H	Loyola Maryland	105 45
LAST 12 Division I GAMES:															
295	H	Loyola Maryland	105 45	191	N	Clemson	63 44								
16	A	NC State	59 66	199	H	Quinnipiac	107 52								
172	N	Belmont	90 26	82	H	George Washington	88 54								
175	H	Wagner	119 56	210	H	Delaware	99 55								
				73	A	James Madison	70 68								
				18	H	South Carolina	54 63								

Non-Div I Games:

Maryland

Massachusetts

Through Games Of 12/8/19

Average RPI Win:	258	WON-LOST	WINNING	LAST 10	STRENGTH OF	OPP. STRENGTH	TEAM	ADJ.	CONF.	ADJ CONF.
Average RPI Loss:	103	RECORD	PCT. RANK	GAMES	SCHEDULE	OF SCHEDULE	RPI	RPI	RPI	RPI
DIV. I ONLY	6- 3	85	1- 0	254	246	185	185	10	10	
DIV. I NON-CONF.	6- 3	83	1- 0	254	246	185	185	10	10	
TOTALS	RPI 1-25	RPI 26-50	W-L RECORDS	RPI 51-100	RPI 101-150	RPI 150+				
6- 3	0- 0	0- 0	OVERALL	0- 2	1- 0	5- 1				
4- 2	0- 0	0- 0	HOME	0- 1	1- 0	3- 1				
2- 1	0- 0	0- 0	AWAY	0- 1	0- 0	2- 0				
0- 0	0- 0	0- 0	NEUTRAL	0- 0	0- 0	0- 0				
6- 3	0- 0	0- 0	NON-CONFERENCE	0- 2	1- 0	5- 1				
4- 2	0- 0	0- 0	HOME	0- 1	1- 0	3- 1				
2- 1	0- 0	0- 0	AWAY	0- 1	0- 0	2- 0				
0- 0	0- 0	0- 0	NEUTRAL	0- 0	0- 0	0- 0				
0- 0	0- 0	0- 0	CONFERENCE	0- 0	0- 0	0- 0				
0- 0	0- 0	0- 0	HOME	0- 0	0- 0	0- 0				
0- 0	0- 0	0- 0	AWAY	0- 0	0- 0	0- 0				
0- 0	0- 0	0- 0	NEUTRAL	0- 0	0- 0	0- 0				

RPI	S	Opponent	Score	RPI	S	Opponent	Score	RPI	S	Opponent	Score	RPI	S	Opponent	Score	Team's RPI: 185
66	H	Providence	63	72	114	H	Holy Cross	75	72	157	H	Merrimack	64	79		
86	A	St. John's (NY)	71	82	226	A	UMass Lowell	74	58	255	A	Vermont	83	49		
					292	H	Hartford	74	48	327	H	Brown	95	42		
					336	H	New Hampshire	67	65							
LAST 12 Division I GAMES:																
114	H	Holy Cross	75	72	292	H	Hartford	74	48							
336	H	New Hampshire	67	65	226	A	UMass Lowell	74	58							
255	A	Vermont	83	49	66	H	Providence	63	72							
86	A	St. John's (NY)	71	82	157	H	Merrimack	64	79							
327	H	Brown	95	42												

Non-Div I Games:

Massachusetts

Loss, Non-Conf, S Site, H Home A Away N Neutral

Average RPI Win:	348	WON-LOST	WINNING	LAST 10	STRENGTH OF	OPP. STRENGTH	TEAM	ADJ.	CONF.	ADJ CONF.
Average RPI Loss:	193	RECORD	PCT. RANK	GAMES	SCHEDULE	OF SCHEDULE	RPI	RPI	RPI	RPI
DIV. I ONLY	1- 6	309	0- 1	204	339	325	325	26	26	
DIV. I NON-CONF.	1- 6	308	0- 1	203	339	325	325	26	26	
TOTALS	RPI 1-25	RPI 26-50	W-L RECORDS	RPI 51-100	RPI 101-150	RPI 150+				
1- 6	0- 0	0- 1	OVERALL	0- 0	0- 0	1- 5				
1- 1	0- 0	0- 0	HOME	0- 0	0- 0	1- 1				
0- 5	0- 0	0- 1	AWAY	0- 0	0- 0	0- 4				
0- 0	0- 0	0- 0	NEUTRAL	0- 0	0- 0	0- 0				
1- 6	0- 0	0- 1	NON-CONFERENCE	0- 0	0- 0	1- 5				
1- 1	0- 0	0- 0	HOME	0- 0	0- 0	1- 1				
0- 5	0- 0	0- 1	AWAY	0- 0	0- 0	0- 4				
0- 0	0- 0	0- 0	NEUTRAL	0- 0	0- 0	0- 0				
0- 0	0- 0	0- 0	CONFERENCE	0- 0	0- 0	0- 0				
0- 0	0- 0	0- 0	HOME	0- 0	0- 0	0- 0				
0- 0	0- 0	0- 0	AWAY	0- 0	0- 0	0- 0				
0- 0	0- 0	0- 0	NEUTRAL	0- 0	0- 0	0- 0				

RPI 1-25				RPI 26-50				RPI 51-100				RPI 101+ Team's RPI: 325			
RPI	S	Opponent	Score	RPI	S	Opponent	Score	RPI	S	Opponent	Score	RPI	S	Opponent	Score
				32	A	Arkansas	58 101					206	A	Louisiana	55 75
												218	A	Louisiana Tech	54 79
												223	A	UAB	70 97
												237	A	SMU	60 81
												240	H	Rice	50 81
												348	H	La.-Monroe	72 69
LAST 12 Division I GAMES:															
				240	H	Rice	50 81					218	A	Louisiana Tech	54 79
				223	A	UAB	70 97					348	H	La.-Monroe	72 69
				206	A	Louisiana	55 75								
				32	A	Arkansas	58 101								
				237	A	SMU	60 81								

Non-Div I Games: Centenary (LA) 116 37

McNeese

■ Loss,
 ■ Non-Conf,
 ■ S Site,
 ■ H Home
 ■ A Away
 N Neutral

Average RPI Win:	242	WON-LOST	WINNING	LAST 10	STRENGTH OF	OPP. STRENGTH	TEAM	ADJ.	CONF.	ADJ CONF.
Average RPI Loss:	136	RECORD	PCT. RANK	GAMES	SCHEDULE	OF SCHEDULE	RPI	RPI	RPI	RPI
DIV. I ONLY	5- 4	144	0- 1	107	296	140	140	9	9	
DIV. I NON-CONF.	5- 4	143	0- 1	107	298	139	139	9	9	
TOTALS	RPI 1-25	RPI 26-50	W-L RECORDS	RPI 51-100	RPI 101-150	RPI 150+				
5- 4	0- 0	0- 1	OVERALL	0- 1	1- 0	4- 2				
2- 2	0- 0	0- 0	HOME	0- 1	0- 0	2- 1				
2- 1	0- 0	0- 0	AWAY	0- 0	1- 0	1- 1				
1- 1	0- 0	0- 1	NEUTRAL	0- 0	0- 0	1- 0				
5- 4	0- 0	0- 1	NON-CONFERENCE	0- 1	1- 0	4- 2				
2- 2	0- 0	0- 0	HOME	0- 1	0- 0	2- 1				
2- 1	0- 0	0- 0	AWAY	0- 0	1- 0	1- 1				
1- 1	0- 0	0- 1	NEUTRAL	0- 0	0- 0	1- 0				
0- 0	0- 0	0- 0	CONFERENCE	0- 0	0- 0	0- 0				
0- 0	0- 0	0- 0	HOME	0- 0	0- 0	0- 0				
0- 0	0- 0	0- 0	AWAY	0- 0	0- 0	0- 0				
0- 0	0- 0	0- 0	NEUTRAL	0- 0	0- 0	0- 0				

RPI S	Opponent	Score	RPI S	Opponent	Score	RPI S	Opponent	Score	RPI S	Opponent	Score	Team's RPI: 140
47 N	LSU	58 89	82 H	George Washington	63 64	129 A	Southern Ill.	70 66	197 H	Eastern Ky.	60 63	
						218 A	Louisiana Tech	74 83	223 H	UAB	77 52	
						259 N	Kansas St.	72 68	283 A	Toledo	83 76	
						318 H	Alcorn	57 51				
LAST 12 Division I GAMES:												
47 N	LSU	58 89	223 H	UAB	77 52							
197 H	Eastern Ky.	60 63	259 N	Kansas St.	72 68							
318 H	Alcorn	57 51	283 A	Toledo	83 76							
			129 A	Southern Ill.	70 66							
			82 H	George Washington	63 64							
			218 A	Louisiana Tech	74 83							

Non-Div I Games:

Memphis

Average RPI Win:	310	WON-LOST	WINNING	LAST 10	STRENGTH OF	OPP. STRENGTH	TEAM	ADJ.	CONF.	ADJ CONF.
Average RPI Loss:	151	RECORD	PCT. RANK	GAMES	SCHEDULE	OF SCHEDULE	RPI	RPI	RPI	RPI
DIV. I ONLY	2- 6	276	1- 0	218	271	286	286	25	25	
DIV. I NON-CONF.	2- 6	277	1- 0	217	271	287	287	25	25	
TOTALS	RPI 1-25	RPI 26-50	W-L RECORDS	RPI 51-100	RPI 101-150	RPI 150+				
2- 6	0- 0	0- 1	OVERALL	0- 1	0- 1	2- 3				
1- 2	0- 0	0- 1	HOME	0- 0	0- 0	1- 1				
1- 4	0- 0	0- 0	AWAY	0- 1	0- 1	1- 2				
0- 0	0- 0	0- 0	NEUTRAL	0- 0	0- 0	0- 0				
2- 6	0- 0	0- 1	NON-CONFERENCE	0- 1	0- 1	2- 3				
1- 2	0- 0	0- 1	HOME	0- 0	0- 0	1- 1				
1- 4	0- 0	0- 0	AWAY	0- 1	0- 1	1- 2				
0- 0	0- 0	0- 0	NEUTRAL	0- 0	0- 0	0- 0				
0- 0	0- 0	0- 0	CONFERENCE	0- 0	0- 0	0- 0				
0- 0	0- 0	0- 0	HOME	0- 0	0- 0	0- 0				
0- 0	0- 0	0- 0	AWAY	0- 0	0- 0	0- 0				
0- 0	0- 0	0- 0	NEUTRAL	0- 0	0- 0	0- 0				

RPI S	Opponent	Score	RPI S	Opponent	Score	RPI S	Opponent	Score	RPI S	Opponent	Score	Team's RPI: 286
43	H Western Ky.	62 75	52	A Georgia	60 76	119	A Alabama	56 111	190	A Kennesaw St.	64 92	
						197	H Eastern Ky.	60 61	275	H Ga. Southern	62 52	
						303	A Appalachian St.	68 77	344	A South Carolina St.	66 55	
LAST 12 Division I GAMES:												
275	H Ga. Southern	62 52	52	A Georgia	60 76							
344	A South Carolina St.	66 55	119	A Alabama	56 111							
303	A Appalachian St.	68 77	190	A Kennesaw St.	64 92							
197	H Eastern Ky.	60 61	43	H Western Ky.	62 75							

Non-Div I Games: LaGrange 74 47

Mercer

Average RPI Win:	283	WON-LOST	WINNING	LAST 10	STRENGTH OF	OPP. STRENGTH	TEAM	ADJ.	CONF.	ADJ CONF.
Average RPI Loss:	95	RECORD	PCT. RANK	GAMES	SCHEDULE	OF SCHEDULE	RPI	RPI	RPI	RPI
DIV. I ONLY	3- 3	160	0- 0	144	306	157	157	30	30	
DIV. I NON-CONF.	3- 3	160	0- 0	145	308	156	156	30	30	
TOTALS	RPI 1-25	RPI 26-50	W-L RECORDS	RPI 51-100	RPI 101-150	RPI 150+				
3- 3	0- 0	0- 0	OVERALL	0- 2	0- 1	3- 0				
1- 1	0- 0	0- 0	HOME	0- 1	0- 0	1- 0				
2- 2	0- 0	0- 0	AWAY	0- 1	0- 1	2- 0				
0- 0	0- 0	0- 0	NEUTRAL	0- 0	0- 0	0- 0				
3- 3	0- 0	0- 0	NON-CONFERENCE	0- 2	0- 1	3- 0				
1- 1	0- 0	0- 0	HOME	0- 1	0- 0	1- 0				
2- 2	0- 0	0- 0	AWAY	0- 1	0- 1	2- 0				
0- 0	0- 0	0- 0	NEUTRAL	0- 0	0- 0	0- 0				
0- 0	0- 0	0- 0	CONFERENCE	0- 0	0- 0	0- 0				
0- 0	0- 0	0- 0	HOME	0- 0	0- 0	0- 0				
0- 0	0- 0	0- 0	AWAY	0- 0	0- 0	0- 0				
0- 0	0- 0	0- 0	NEUTRAL	0- 0	0- 0	0- 0				

RPI 1-25				RPI 26-50				RPI 51-100				RPI 101+				Team's RPI: 157	
RPI	S	Opponent	Score	RPI	S	Opponent	Score	RPI	S	Opponent	Score	RPI	S	Opponent	Score		
								83	A	Dartmouth	52	57	114	A	Holy Cross	42	68
								89	H	Lehigh	68	72	185	A	Massachusetts	79	64
													327	A	Brown	72	57
													336	H	New Hampshire	64	54
LAST 12 Division I GAMES:																	
				336	H	New Hampshire	64	54	327	A	Brown	72	57				
				83	A	Dartmouth	52	57	114	A	Holy Cross	42	68				
				89	H	Lehigh	68	72									
				185	A	Massachusetts	79	64									

Non-Div I Games: Eastern Nazarene 82 50 Fisher 81 42

Merrimack

Average RPI Win:	148	WON-LOST	WINNING	LAST 10	STRENGTH OF	OPP. STRENGTH	TEAM	ADJ.	CONF.	ADJ CONF.
Average RPI Loss:	9	RECORD	PCT. RANK	GAMES	SCHEDULE	OF SCHEDULE	RPI	RPI	RPI	RPI
DIV. I ONLY	5- 3	105	0- 1	30	37	67	67	3	3	
DIV. I NON-CONF.	5- 3	104	0- 1	29	37	67	67	3	3	
TOTALS	RPI 1-25	RPI 26-50	W-L RECORDS	RPI 51-100	RPI 101-150	RPI 150+				
5- 3	0- 3	0- 0	OVERALL	1- 0	2- 0	2- 0				
4- 2	0- 2	0- 0	HOME	1- 0	1- 0	2- 0				
0- 1	0- 1	0- 0	AWAY	0- 0	0- 0	0- 0				
1- 0	0- 0	0- 0	NEUTRAL	0- 0	1- 0	0- 0				
5- 3	0- 3	0- 0	NON-CONFERENCE	1- 0	2- 0	2- 0				
4- 2	0- 2	0- 0	HOME	1- 0	1- 0	2- 0				
0- 1	0- 1	0- 0	AWAY	0- 0	0- 0	0- 0				
1- 0	0- 0	0- 0	NEUTRAL	0- 0	1- 0	0- 0				
0- 0	0- 0	0- 0	CONFERENCE	0- 0	0- 0	0- 0				
0- 0	0- 0	0- 0	HOME	0- 0	0- 0	0- 0				
0- 0	0- 0	0- 0	AWAY	0- 0	0- 0	0- 0				
0- 0	0- 0	0- 0	NEUTRAL	0- 0	0- 0	0- 0				

RPI 1-25				RPI 26-50				RPI 51-100 Team's RPI: 67				RPI 101+			
RPI	S	Opponent	Score	RPI	S	Opponent	Score	RPI	S	Opponent	Score	RPI	S	Opponent	Score
1	H	Oregon St.	53 75					75	H	IUPUI	74 65	105	H	North Florida	78 55
7	A	DePaul	83 89									120	N	N.C. A&T	68 67
19	H	Indiana	45 58									153	H	Miami (OH)	80 62
												289	H	Jackson St.	83 68
LAST 12 Division I GAMES:															
7	A	DePaul	83 89	153	H	Miami (OH)	80 62								
19	H	Indiana	45 58	1	H	Oregon St.	53 75								
				120	N	N.C. A&T	68 67								
				75	H	IUPUI	74 65								
				105	H	North Florida	78 55								
				289	H	Jackson St.	83 68								

Non-Div I Games:

Miami (FL)

■ Loss,
 ■ Non-Conf, S Site,
 ■ Home
 ■ Away
 N Neutral

Average RPI Win:	270	WON-LOST	WINNING	LAST 10	STRENGTH OF	OPP. STRENGTH	TEAM	ADJ.	CONF.	ADJ CONF.
Average RPI Loss:	93	RECORD	PCT. RANK	GAMES	SCHEDULE	OF SCHEDULE	RPI	RPI	RPI	RPI
DIV. I ONLY	4- 5	189	2- 0	201	100	153	153	11	11	
DIV. I NON-CONF.	4- 5	188	2- 0	200	100	152	152	11	11	
TOTALS	RPI 1-25	RPI 26-50	W-L RECORDS	RPI 51-100	RPI 101-150	RPI 150+				
4- 5	0- 1	0- 1	OVERALL	0- 1	0- 1	4- 1				
1- 0	0- 0	0- 0	HOME	0- 0	0- 0	1- 0				
2- 4	0- 1	0- 1	AWAY	0- 1	0- 1	2- 0				
1- 1	0- 0	0- 0	NEUTRAL	0- 0	0- 0	1- 1				
4- 5	0- 1	0- 1	NON-CONFERENCE	0- 1	0- 1	4- 1				
1- 0	0- 0	0- 0	HOME	0- 0	0- 0	1- 0				
2- 4	0- 1	0- 1	AWAY	0- 1	0- 1	2- 0				
1- 1	0- 0	0- 0	NEUTRAL	0- 0	0- 0	1- 1				
0- 0	0- 0	0- 0	CONFERENCE	0- 0	0- 0	0- 0				
0- 0	0- 0	0- 0	HOME	0- 0	0- 0	0- 0				
0- 0	0- 0	0- 0	AWAY	0- 0	0- 0	0- 0				
0- 0	0- 0	0- 0	NEUTRAL	0- 0	0- 0	0- 0				

RPI 1-25				RPI 26-50				RPI 51-100				RPI 101+ Team's RPI: 153			
RPI	S	Opponent	Score	RPI	S	Opponent	Score	RPI	S	Opponent	Score	RPI	S	Opponent	Score
7	A	DePaul	79 98	41	A	Bradley	68 79	67	A	Miami (FL)	62 80	149	A	Cincinnati	68 98
												197	A	Eastern Ky.	75 57
												201	N	Liberty	53 65
												274	A	South Alabama	76 73
												281	N	Prairie View	65 52
												326	H	UIC	85 35
LAST 12 Division I GAMES:															
281	N	Prairie View	65 52	41	A	Bradley	68 79	197	A	Eastern Ky.	75 57	7	A	DePaul	79 98
274	A	South Alabama	76 73												
149	A	Cincinnati	68 98												
67	A	Miami (FL)	62 80												
201	N	Liberty	53 65												
326	H	UIC	85 35												

Non-Div I Games:

Miami (OH)

■ Loss,
 ■ Non-Conf,
 ■ S Site,
 ■ H Home
 ■ A Away
 N Neutral

Michigan

Through Games Of 12/8/19

Average RPI Win:	156	WON-LOST	WINNING	LAST 10	STRENGTH OF	OPP. STRENGTH	TEAM	ADJ.	CONF.	ADJ CONF.
Average RPI Loss:	79	RECORD	PCT. RANK	GAMES	SCHEDULE	OF SCHEDULE	RPI	RPI	RPI	RPI
DIV. I ONLY	8- 1	19	1- 0	133	49	39	39	2	2	
DIV. I NON-CONF.	8- 1	19	1- 0	132	49	39	39	2	2	
TOTALS	RPI 1-25	RPI 26-50	W-L RECORDS	RPI 51-100	RPI 101-150	RPI 150+				
8- 1	0- 0	1- 0	OVERALL	1- 1	1- 0	5- 0				
5- 1	0- 0	1- 0	HOME	0- 1	1- 0	3- 0				
2- 0	0- 0	0- 0	AWAY	0- 0	0- 0	2- 0				
1- 0	0- 0	0- 0	NEUTRAL	1- 0	0- 0	0- 0				
8- 1	0- 0	1- 0	NON-CONFERENCE	1- 1	1- 0	5- 0				
5- 1	0- 0	1- 0	HOME	0- 1	1- 0	3- 0				
2- 0	0- 0	0- 0	AWAY	0- 0	0- 0	2- 0				
1- 0	0- 0	0- 0	NEUTRAL	1- 0	0- 0	0- 0				
0- 0	0- 0	0- 0	CONFERENCE	0- 0	0- 0	0- 0				
0- 0	0- 0	0- 0	HOME	0- 0	0- 0	0- 0				
0- 0	0- 0	0- 0	AWAY	0- 0	0- 0	0- 0				
0- 0	0- 0	0- 0	NEUTRAL	0- 0	0- 0	0- 0				

RPI 1-25				RPI 26-50				Team's RPI: 39				RPI 51-100				RPI 101+			
RPI	S	Opponent	Score	RPI	S	Opponent	Score	RPI	S	Opponent	Score	RPI	S	Opponent	Score	RPI	S	Opponent	Score
				41	H	Bradley	77 57					72	N	Kent St.	88 53	115	H	Syracuse	84 76
												79	H	Notre Dame	72 76	166	A	Akron	80 71
																173	A	Eastern Mich.	57 38
																208	H	Oakland	79 64
																219	H	Western Mich.	76 55
																253	H	Morgan St.	80 48
LAST 12 Division I GAMES:																			
				173	A	Eastern Mich.	57 38					208	H	Oakland	79 64				
				79	H	Notre Dame	72 76					115	H	Syracuse	84 76				
				166	A	Akron	80 71					253	H	Morgan St.	80 48				

Non-Div I Games:

Michigan

■ Loss,
 ■ Non-Conf, S Site,
 ■ Home
 ■ Away
 N Neutral

Average RPI Win: 222		WON-LOST	WINNING	LAST 10	STRENGTH OF	OPP. STRENGTH	TEAM	ADJ.	CONF.	ADJ CONF.
Average RPI Loss: 35		RECORD	PCT. RANK	GAMES	SCHEDULE	OF SCHEDULE	RPI	RPI	RPI	RPI
DIV. I ONLY		6- 2	59	1- 0	249	43	100	100	2	2
DIV. I NON-CONF.		6- 2	60	1- 0	249	43	101	101	2	2
TOTALS	RPI 1-25	RPI 26-50		W-L RECORDS	RPI 51-100		RPI 101-150	RPI 150+		
6- 2	0- 1	0- 1		OVERALL	1- 0		0- 0	5- 0		
4- 0	0- 0	0- 0		HOME	0- 0		0- 0	4- 0		
1- 1	0- 1	0- 0		AWAY	1- 0		0- 0	0- 0		
1- 1	0- 0	0- 1		NEUTRAL	0- 0		0- 0	1- 0		
6- 2	0- 1	0- 1		NON-CONFERENCE	1- 0		0- 0	5- 0		
4- 0	0- 0	0- 0		HOME	0- 0		0- 0	4- 0		
1- 1	0- 1	0- 0		AWAY	1- 0		0- 0	0- 0		
1- 1	0- 0	0- 1		NEUTRAL	0- 0		0- 0	1- 0		
0- 0	0- 0	0- 0		CONFERENCE	0- 0		0- 0	0- 0		
0- 0	0- 0	0- 0		HOME	0- 0		0- 0	0- 0		
0- 0	0- 0	0- 0		AWAY	0- 0		0- 0	0- 0		
0- 0	0- 0	0- 0		NEUTRAL	0- 0		0- 0	0- 0		

RPI 1-25				RPI 26-50				RPI 51-100				Team's RPI: 100				RPI 101+			
RPI	S	Opponent	Score	RPI	S	Opponent	Score	RPI	S	Opponent	Score	RPI	S	Opponent	Score	RPI	S	Opponent	Score
23	A	Florida St.	68 78	47	N	LSU	56 58	79	A	Notre Dame	72 69	173	H	Eastern Mich.	85 50	208	H	Oakland	76 56
												259	N	Kansas St.	65 60	292	H	Hartford	79 34
												321	H	Detroit Mercy	110 52				
LAST 12 Division I GAMES:																			
				321	H	Detroit Mercy	110 52	259	N	Kansas St.	65 60								
				173	H	Eastern Mich.	85 50	23	A	Florida St.	68 78								
								47	N	LSU	56 58								
								292	H	Hartford	79 34								
								208	H	Oakland	76 56								
								79	A	Notre Dame	72 69								

Non-Div I Games:

Michigan St.

■ Loss, ■ Non-Conf, S Site, H Home A Away N Neutral

Average RPI Win:	206	WON-LOST	WINNING	LAST 10	STRENGTH OF	OPP. STRENGTH	TEAM	ADJ.	CONF.	ADJ CONF.
Average RPI Loss:	38	RECORD	PCT. RANK	GAMES	SCHEDULE	OF SCHEDULE	RPI	RPI	RPI	RPI
DIV. I ONLY	6- 3	85	0- 1	60	192	68	68	13	13	
DIV. I NON-CONF.	6- 3	83	0- 2	59	189	68	68	13	13	
TOTALS	RPI 1-25	RPI 26-50	W-L RECORDS	RPI 51-100	RPI 101-150	RPI 150+				
6- 3	0- 1	0- 1	OVERALL	1- 1	1- 0	4- 0				
3- 1	0- 0	0- 1	HOME	1- 0	0- 0	2- 0				
2- 0	0- 0	0- 0	AWAY	0- 0	0- 0	2- 0				
1- 2	0- 1	0- 0	NEUTRAL	0- 1	1- 0	0- 0				
6- 3	0- 1	0- 1	NON-CONFERENCE	1- 1	1- 0	4- 0				
3- 1	0- 0	0- 1	HOME	1- 0	0- 0	2- 0				
2- 0	0- 0	0- 0	AWAY	0- 0	0- 0	2- 0				
1- 2	0- 1	0- 0	NEUTRAL	0- 1	1- 0	0- 0				
0- 0	0- 0	0- 0	CONFERENCE	0- 0	0- 0	0- 0				
0- 0	0- 0	0- 0	HOME	0- 0	0- 0	0- 0				
0- 0	0- 0	0- 0	AWAY	0- 0	0- 0	0- 0				
0- 0	0- 0	0- 0	NEUTRAL	0- 0	0- 0	0- 0				

RPI 1-25				RPI 26-50				RPI 51-100				RPI 101+			
RPI	S	Opponent	Score	RPI	S	Opponent	Score	RPI	S	Opponent	Score	RPI	S	Opponent	Score
8	N	Gonzaga	50 62	31	H	Kentucky	52 67	76	N	Arizona St.	60 61	110	N	Auburn	73 50
								98	H	Furman	78 62	182	A	Tulane	64 62
												257	H	Tennessee Tech	64 58
												291	A	East Carolina	68 66
												299	H	Lipscomb	70 49
LAST 12 Division I GAMES:															
8	N	Gonzaga	50 62	98	H	Furman	78 62	257	H	Tennessee Tech	64 58	182	A	Tulane	64 62
76	N	Arizona St.	60 61	31	H	Kentucky	52 67	291	A	East Carolina	68 66				
299	H	Lipscomb	70 49												
110	N	Auburn	73 50												

Non-Div I Games:

Middle Tenn.

■ Loss,
 ■ Non-Conf, S Site,
 ■ Home
 ■ Away
 N Neutral

Average RPI Win:	212	WON-LOST	WINNING	LAST 10	STRENGTH OF	OPP. STRENGTH	TEAM	ADJ.	CONF.	ADJ CONF.
Average RPI Loss:	61	RECORD	PCT. RANK	GAMES	SCHEDULE	OF SCHEDULE	RPI	RPI	RPI	RPI
DIV. I ONLY	2- 6	276	0- 1	52	58	176	176	16	16	
DIV. I NON-CONF.	2- 6	277	0- 1	51	58	174	174	16	16	
TOTALS	RPI 1-25	RPI 26-50	W-L RECORDS	RPI 51-100	RPI 101-150	RPI 150+				
2- 6	0- 2	0- 1	OVERALL	0- 2	0- 0	2- 1				
2- 1	0- 0	0- 1	HOME	0- 0	0- 0	2- 0				
0- 5	0- 2	0- 0	AWAY	0- 2	0- 0	0- 1				
0- 0	0- 0	0- 0	NEUTRAL	0- 0	0- 0	0- 0				
2- 6	0- 2	0- 1	NON-CONFERENCE	0- 2	0- 0	2- 1				
2- 1	0- 0	0- 1	HOME	0- 0	0- 0	2- 0				
0- 5	0- 2	0- 0	AWAY	0- 2	0- 0	0- 1				
0- 0	0- 0	0- 0	NEUTRAL	0- 0	0- 0	0- 0				
0- 0	0- 0	0- 0	CONFERENCE	0- 0	0- 0	0- 0				
0- 0	0- 0	0- 0	HOME	0- 0	0- 0	0- 0				
0- 0	0- 0	0- 0	AWAY	0- 0	0- 0	0- 0				
0- 0	0- 0	0- 0	NEUTRAL	0- 0	0- 0	0- 0				

RPI 1-25				RPI 26-50				RPI 51-100				RPI 101+ Team's RPI: 176			
RPI	S	Opponent	Score	RPI	S	Opponent	Score	RPI	S	Opponent	Score	RPI	S	Opponent	Score
7	A	DePaul	65 94	50	H	Marquette	56 78	55	A	Wisconsin	40 71	158	H	Northern Ill.	78 65
25	A	Purdue	55 68					59	A	Minnesota	61 77	169	A	Columbia	46 74
												265	H	Ark.-Pine Bluff	69 55
LAST 12 Division I GAMES:															
158	H	Northern Ill.	78 65	50	H	Marquette	56 78								
169	A	Columbia	46 74	25	A	Purdue	55 68								
7	A	DePaul	65 94												
265	H	Ark.-Pine Bluff	69 55												
55	A	Wisconsin	40 71												
59	A	Minnesota	61 77												

Non-Div I Games: Wis.-Parkside 84 77

Milwaukee

■ Loss,
 ■ Non-Conf,
 S Site,
 ■ Home
 ■ Away
 N Neutral

Average RPI Win:	184	WON-LOST	WINNING	LAST 10	STRENGTH OF	OPP. STRENGTH	TEAM	ADJ.	CONF.	ADJ CONF.
Average RPI Loss:	2	RECORD	PCT. RANK	GAMES	SCHEDULE	OF SCHEDULE	RPI	RPI	RPI	RPI
DIV. I ONLY	7- 1	28	1- 0	196	19	59	59	2	2	
DIV. I NON-CONF.	7- 1	28	1- 0	195	19	60	60	2	2	
TOTALS	RPI 1-25	RPI 26-50	W-L RECORDS	RPI 51-100	RPI 101-150	RPI 150+				
7- 1	0- 1	0- 0	OVERALL	2- 0	1- 0	4- 0				
5- 1	0- 1	0- 0	HOME	1- 0	1- 0	3- 0				
2- 0	0- 0	0- 0	AWAY	1- 0	0- 0	1- 0				
0- 0	0- 0	0- 0	NEUTRAL	0- 0	0- 0	0- 0				
7- 1	0- 1	0- 0	NON-CONFERENCE	2- 0	1- 0	4- 0				
5- 1	0- 1	0- 0	HOME	1- 0	1- 0	3- 0				
2- 0	0- 0	0- 0	AWAY	1- 0	0- 0	1- 0				
0- 0	0- 0	0- 0	NEUTRAL	0- 0	0- 0	0- 0				
0- 0	0- 0	0- 0	CONFERENCE	0- 0	0- 0	0- 0				
0- 0	0- 0	0- 0	HOME	0- 0	0- 0	0- 0				
0- 0	0- 0	0- 0	AWAY	0- 0	0- 0	0- 0				
0- 0	0- 0	0- 0	NEUTRAL	0- 0	0- 0	0- 0				

RPI 1-25				RPI 26-50				RPI 51-100				Team's RPI: 59	RPI 101+			
RPI	S	Opponent	Score	RPI	S	Opponent	Score	RPI	S	Opponent	Score		RPI	S	Opponent	Score
2	H	Missouri St.	69 77					76	H	Arizona St.	80 66		124	H	Montana St.	71 60
								79	A	Notre Dame	75 67		176	H	Milwaukee	77 61
													255	H	Vermont	90 58
													260	A	American	70 53
													315	H	Bryant	101 56
LAST 12 Division I GAMES:																
				176	H	Milwaukee	77 61						260	A	American	70 53
				255	H	Vermont	90 58						79	A	Notre Dame	75 67
				2	H	Missouri St.	69 77						315	H	Bryant	101 56
													124	H	Montana St.	71 60
													76	H	Arizona St.	80 66

Non-Div I Games:

Minnesota

■ Loss,
■ Non-Conf, S Site,
■ Home
■ Away
N Neutral

Average RPI Win:	122	WON-LOST	WINNING	LAST 10	STRENGTH OF	OPP. STRENGTH	TEAM	ADJ.	CONF.	ADJ CONF.
Average RPI Loss:	32	RECORD	PCT. RANK	GAMES	SCHEDULE	OF SCHEDULE	RPI	RPI	RPI	RPI
DIV. I ONLY	8- 2	46	1- 0	8	116	11	11	7	7	
DIV. I NON-CONF.	8- 2	47	1- 0	9	117	11	11	7	7	
TOTALS	RPI 1-25	RPI 26-50	W-L RECORDS	RPI 51-100	RPI 101-150	RPI 150+				
8- 2	0- 1	2- 0	OVERALL	2- 1	2- 0	2- 0				
4- 1	0- 0	1- 0	HOME	0- 1	2- 0	1- 0				
2- 0	0- 0	1- 0	AWAY	0- 0	0- 0	1- 0				
2- 1	0- 1	0- 0	NEUTRAL	2- 0	0- 0	0- 0				
8- 2	0- 1	2- 0	NON-CONFERENCE	2- 1	2- 0	2- 0				
4- 1	0- 0	1- 0	HOME	0- 1	2- 0	1- 0				
2- 0	0- 0	1- 0	AWAY	0- 0	0- 0	1- 0				
2- 1	0- 1	0- 0	NEUTRAL	2- 0	0- 0	0- 0				
0- 0	0- 0	0- 0	CONFERENCE	0- 0	0- 0	0- 0				
0- 0	0- 0	0- 0	HOME	0- 0	0- 0	0- 0				
0- 0	0- 0	0- 0	AWAY	0- 0	0- 0	0- 0				
0- 0	0- 0	0- 0	NEUTRAL	0- 0	0- 0	0- 0				

RPI 1-25				Team's RPI: 11		RPI 26-50				RPI 51-100				RPI 101+			
RPI	S	Opponent	Score	RPI	S	Opponent	Score	RPI	S	Opponent	Score	RPI	S	Opponent	Score		
4	N	Stanford	62 67	36	H	Troy	122 82	60	H	West Virginia	65 71	117	H	Murray St.	124 43		
				50	A	Marquette	74 68	64	N	Green Bay	83 58	145	H	UT Martin	82 46		
								95	N	San Francisco	73 38	180	H	Southern Miss.	91 58		
												289	A	Jackson St.	92 53		
LAST 12 Division I GAMES:																	
64	N	Green Bay	83 58	95	N	San Francisco	73 38	4	N	Stanford	62 67	50	A	Marquette	74 68		
60	H	West Virginia	65 71	36	H	Troy	122 82	60	H	West Virginia	65 71	289	A	Jackson St.	92 53		
180	H	Southern Miss.	91 58	117	H	Murray St.	124 43	64	N	Green Bay	83 58	36	H	Troy	122 82		
				145	H	UT Martin	82 46	180	H	Southern Miss.	91 58	117	H	Murray St.	124 43		

Non-Div I Games:

Mississippi St.

Average RPI Win: 351		WON-LOST	WINNING	LAST 10	STRENGTH OF	OPP. STRENGTH	TEAM	ADJ.	CONF.	ADJ CONF.
Average RPI Loss: 197		RECORD	PCT. RANK	GAMES	SCHEDULE	OF SCHEDULE	RPI	RPI	RPI	RPI
DIV. I ONLY		1- 6	309	1- 0	235	346	334	334	28	28
DIV. I NON-CONF.		1- 6	308	1- 0	234	346	334	334	28	28
TOTALS		RPI 1-25	RPI 26-50	W-L RECORDS	RPI 51-100	RPI 101-150	RPI 150+			
1- 6		0- 0	0- 0	OVERALL	0- 0	0- 2	1- 4			
1- 2		0- 0	0- 0	HOME	0- 0	0- 2	1- 0			
0- 3		0- 0	0- 0	AWAY	0- 0	0- 0	0- 3			
0- 1		0- 0	0- 0	NEUTRAL	0- 0	0- 0	0- 1			
1- 6		0- 0	0- 0	NON-CONFERENCE	0- 0	0- 2	1- 4			
1- 2		0- 0	0- 0	HOME	0- 0	0- 2	1- 0			
0- 3		0- 0	0- 0	AWAY	0- 0	0- 0	0- 3			
0- 1		0- 0	0- 0	NEUTRAL	0- 0	0- 0	0- 1			
0- 0		0- 0	0- 0	CONFERENCE	0- 0	0- 0	0- 0			
0- 0		0- 0	0- 0	HOME	0- 0	0- 0	0- 0			
0- 0		0- 0	0- 0	AWAY	0- 0	0- 0	0- 0			
0- 0		0- 0	0- 0	NEUTRAL	0- 0	0- 0	0- 0			

RPI 1-25				RPI 26-50				RPI 51-100				RPI 101+			
RPI	S	Opponent	Score	RPI	S	Opponent	Score	RPI	S	Opponent	Score	RPI	S	Opponent	Score
								<div>Team's RPI: 334</div>							
								<div>117 H Murray St. 66 72</div>							
								<div>139 H Austin Peay 82 100</div>							
								<div>180 A Southern Miss. 80 84</div>							
								<div>230 A North Ala. 60 86</div>							
								<div>256 A Ole Miss 53 72</div>							
								<div>262 N Omaha 70 78</div>							
								<div>351 H Florida A&M 71 70</div>							
LAST 12 Division I GAMES:															
<div>351 H Florida A&M 71 70</div>								<div>230 A North Ala. 60 86</div>							
<div>262 N Omaha 70 78</div>								<div>256 A Ole Miss 53 72</div>							
<div>180 A Southern Miss. 80 84</div>															
<div>139 H Austin Peay 82 100</div>															
<div>117 H Murray St. 66 72</div>															

Non-Div I Games:

Mississippi Val.

■ Loss, ■ Non-Conf, S Site, H Home A Away N Neutral

Missouri

Through Games Of 12/8/19

Average RPI Win:	171	WON-LOST	WINNING	LAST 10	STRENGTH OF	OPP. STRENGTH	TEAM	ADJ.	CONF.	ADJ CONF.
Average RPI Loss:	74	RECORD	PCT. RANK	GAMES	SCHEDULE	OF SCHEDULE	RPI	RPI	RPI	RPI
DIV. I ONLY	3- 7	248	0- 1	38	99	170	170	7	7	
DIV. I NON-CONF.	3- 7	249	0- 1	38	99	168	168	7	7	
TOTALS	RPI 1-25	RPI 26-50	W-L RECORDS	RPI 51-100	RPI 101-150	RPI 150+				
3- 7	0- 1	1- 0	OVERALL	0- 4	0- 2	2- 0				
3- 2	0- 0	1- 0	HOME	0- 2	0- 0	2- 0				
0- 3	0- 1	0- 0	AWAY	0- 1	0- 1	0- 0				
0- 2	0- 0	0- 0	NEUTRAL	0- 1	0- 1	0- 0				
3- 7	0- 1	1- 0	NON-CONFERENCE	0- 4	0- 2	2- 0				
3- 2	0- 0	1- 0	HOME	0- 2	0- 0	2- 0				
0- 3	0- 1	0- 0	AWAY	0- 1	0- 1	0- 0				
0- 2	0- 0	0- 0	NEUTRAL	0- 1	0- 1	0- 0				
0- 0	0- 0	0- 0	CONFERENCE	0- 0	0- 0	0- 0				
0- 0	0- 0	0- 0	HOME	0- 0	0- 0	0- 0				
0- 0	0- 0	0- 0	AWAY	0- 0	0- 0	0- 0				
0- 0	0- 0	0- 0	NEUTRAL	0- 0	0- 0	0- 0				

RPI 1-25				RPI 26-50				RPI 51-100				RPI 101+ Team's RPI: 170			
RPI	S	Opponent	Score	RPI	S	Opponent	Score	RPI	S	Opponent	Score	RPI	S	Opponent	Score
14	A	South Dakota	56 72	37	H	Saint Louis	83 58	58	H	UNI	73 78	109	N	New Mexico	68 71
								64	A	Green Bay	64 72	121	A	UMKC	56 59
								74	N	North Carolina	69 82	205	H	Western Ill.	97 89
								81	H	Nebraska	85 90	270	H	SIUE	68 51
LAST 12 Division I GAMES:															
270	H	SIUE	68 51	121	A	UMKC	56 59								
14	A	South Dakota	56 72	37	H	Saint Louis	83 58								
64	A	Green Bay	64 72	74	N	North Carolina	69 82								
58	H	UNI	73 78	109	N	New Mexico	68 71								
81	H	Nebraska	85 90												
205	H	Western Ill.	97 89												

Non-Div I Games:

Missouri

■ Loss,
 ■ Non-Conf,
 S Site,
 ■ Home
 ■ Away
 N Neutral

Average RPI Win:	104	WON-LOST	WINNING	LAST 10	STRENGTH OF	OPP. STRENGTH	TEAM	ADJ.	CONF.	ADJ CONF.
Average RPI Loss:	1	RECORD	PCT. RANK	GAMES	SCHEDULE	OF SCHEDULE	RPI	RPI	RPI	RPI
DIV. I ONLY	8- 1	19	1- 0	4	27	2	2	4	4	
DIV. I NON-CONF.	8- 1	19	1- 0	4	27	3	3	4	4	
TOTALS	RPI 1-25	RPI 26-50	W-L RECORDS	RPI 51-100	RPI 101-150	RPI 150+				
8- 1	1- 1	0- 0	OVERALL	3- 0	2- 0	2- 0				
4- 0	0- 0	0- 0	HOME	0- 0	2- 0	2- 0				
4- 1	1- 1	0- 0	AWAY	3- 0	0- 0	0- 0				
0- 0	0- 0	0- 0	NEUTRAL	0- 0	0- 0	0- 0				
8- 1	1- 1	0- 0	NON-CONFERENCE	3- 0	2- 0	2- 0				
4- 0	0- 0	0- 0	HOME	0- 0	2- 0	2- 0				
4- 1	1- 1	0- 0	AWAY	3- 0	0- 0	0- 0				
0- 0	0- 0	0- 0	NEUTRAL	0- 0	0- 0	0- 0				
0- 0	0- 0	0- 0	CONFERENCE	0- 0	0- 0	0- 0				
0- 0	0- 0	0- 0	HOME	0- 0	0- 0	0- 0				
0- 0	0- 0	0- 0	AWAY	0- 0	0- 0	0- 0				
0- 0	0- 0	0- 0	NEUTRAL	0- 0	0- 0	0- 0				

RPI 1-25				RPI 26-50				RPI 51-100				RPI 101+			
RPI	S	Opponent	Score	RPI	S	Opponent	Score	RPI	S	Opponent	Score	RPI	S	Opponent	Score
1	A	Oregon St.	69 80					54	A	Oklahoma	96 90	121	H	UMKC	83 58
14	A	South Dakota	74 66					59	A	Minnesota	77 69	123	H	Santa Clara	71 64
								65	A	Boise St.	72 69	152	H	Wichita St.	68 55
												246	H	A&M-Corpus Christi	79 51
LAST 12 Division I GAMES:															
123	H	Santa Clara	71 64	54	A	Oklahoma	96 90								
246	H	A&M-Corpus Christi	79 51	65	A	Boise St.	72 69								
59	A	Minnesota	77 69	1	A	Oregon St.	69 80								
				152	H	Wichita St.	68 55								
				121	H	UMKC	83 58								
				14	A	South Dakota	74 66								

Non-Div I Games:

Missouri St.

■ Loss,
 ■ Non-Conf, S Site,
 ■ Home
 ■ Away
 N Neutral

Average RPI Win:	289	WON-LOST	WINNING	LAST 10	STRENGTH OF	OPP. STRENGTH	TEAM	ADJ.	CONF.	ADJ CONF.
Average RPI Loss:	96	RECORD	PCT. RANK	GAMES	SCHEDULE	OF SCHEDULE	RPI	RPI	RPI	RPI
DIV. I ONLY	2- 5	254	1- 0	33	234	159	159	21	21	
DIV. I NON-CONF.	2- 5	254	1- 0	33	234	158	158	20	20	
TOTALS	RPI 1-25	RPI 26-50	W-L RECORDS	RPI 51-100	RPI 101-150	RPI 150+				
2- 5	0- 1	0- 1	OVERALL	0- 1	0- 1	2- 1				
1- 1	0- 0	0- 0	HOME	0- 1	0- 0	1- 0				
0- 4	0- 1	0- 1	AWAY	0- 0	0- 1	0- 1				
1- 0	0- 0	0- 0	NEUTRAL	0- 0	0- 0	1- 0				
2- 5	0- 1	0- 1	NON-CONFERENCE	0- 1	0- 1	2- 1				
1- 1	0- 0	0- 0	HOME	0- 1	0- 0	1- 0				
0- 4	0- 1	0- 1	AWAY	0- 0	0- 1	0- 1				
1- 0	0- 0	0- 0	NEUTRAL	0- 0	0- 0	1- 0				
0- 0	0- 0	0- 0	CONFERENCE	0- 0	0- 0	0- 0				
0- 0	0- 0	0- 0	HOME	0- 0	0- 0	0- 0				
0- 0	0- 0	0- 0	AWAY	0- 0	0- 0	0- 0				
0- 0	0- 0	0- 0	NEUTRAL	0- 0	0- 0	0- 0				

RPI 1-25				RPI 26-50				RPI 51-100				RPI 101+ Team's RPI: 159			
RPI	S	Opponent	Score	RPI	S	Opponent	Score	RPI	S	Opponent	Score	RPI	S	Opponent	Score
5	A	Princeton	40 52	38	A	Arizona	34 86	66	H	Providence	52 68	134	A	Bucknell	37 71
												235	A	San Diego	49 57
												245	H	Lafayette	52 44
												332	N	Purdue Fort Wayne	60 46
LAST 12 Division I GAMES:															
332	N	Purdue Fort Wayne	60 46	235	A	San Diego	49 57	5	A	Princeton	40 52				
245	H	Lafayette	52 44	66	H	Providence	52 68	134	A	Bucknell	37 71				
38	A	Arizona	34 86												

Non-Div I Games:

Monmouth

Montana

Through Games Of 12/8/19

Average RPI Win:	286	WON-LOST	WINNING	LAST 10	STRENGTH OF	OPP. STRENGTH	TEAM	ADJ.	CONF.	ADJ CONF.
Average RPI Loss:	107	RECORD	PCT. RANK	GAMES	SCHEDULE	OF SCHEDULE	RPI	RPI	RPI	RPI
DIV. I ONLY	3- 3	160	1- 0	225	244	217	217	19	19	
DIV. I NON-CONF.	3- 3	160	1- 0	224	244	217	217	19	19	
TOTALS	RPI 1-25	RPI 26-50	W-L RECORDS	RPI 51-100	RPI 101-150	RPI 150+				
3- 3	0- 0	0- 1	OVERALL	0- 0	0- 1	3- 1				
1- 2	0- 0	0- 1	HOME	0- 0	0- 0	1- 1				
2- 0	0- 0	0- 0	AWAY	0- 0	0- 0	2- 0				
0- 1	0- 0	0- 0	NEUTRAL	0- 0	0- 1	0- 0				
3- 3	0- 0	0- 1	NON-CONFERENCE	0- 0	0- 1	3- 1				
1- 2	0- 0	0- 1	HOME	0- 0	0- 0	1- 1				
2- 0	0- 0	0- 0	AWAY	0- 0	0- 0	2- 0				
0- 1	0- 0	0- 0	NEUTRAL	0- 0	0- 1	0- 0				
0- 0	0- 0	0- 0	CONFERENCE	0- 0	0- 0	0- 0				
0- 0	0- 0	0- 0	HOME	0- 0	0- 0	0- 0				
0- 0	0- 0	0- 0	AWAY	0- 0	0- 0	0- 0				
0- 0	0- 0	0- 0	NEUTRAL	0- 0	0- 0	0- 0				

RPI S	Opponent	Score	RPI S	Opponent	Score	RPI S	Opponent	Score	RPI S	Opponent	Score	Team's RPI: 217
			38 H	Arizona	42 77				123 N	Santa Clara	58 68	
									160 H	Fresno St.	63 76	
									236 A	Cal St. Fullerton	71 69	
									282 H	Grand Canyon	72 67	
									340 A	Utah Valley	63 52	
LAST 12 Division I GAMES:												
			123 N	Santa Clara	58 68		340 A	Utah Valley	63 52			
			38 H	Arizona	42 77		236 A	Cal St. Fullerton	71 69			
			282 H	Grand Canyon	72 67							
			160 H	Fresno St.	63 76							

Non-Div I Games: Mont. St.-Northern 98 45

Montana

Loss, Non-Conf, S Site, H Home A Away N Neutral

Average RPI Win:	306	WON-LOST	WINNING	LAST 10	STRENGTH OF	OPP. STRENGTH	TEAM	ADJ.	CONF.	ADJ CONF.
Average RPI Loss:	39	RECORD	PCT. RANK	GAMES	SCHEDULE	OF SCHEDULE	RPI	RPI	RPI	RPI
DIV. I ONLY	2- 3	214	0- 1	54	233	124	124	19	19	
DIV. I NON-CONF.	2- 3	215	0- 1	53	233	123	123	19	19	
TOTALS	RPI 1-25	RPI 26-50	W-L RECORDS	RPI 51-100	RPI 101-150	RPI 150+				
2- 3	0- 1	0- 1	OVERALL	0- 1	0- 0	2- 0				
1- 1	0- 1	0- 0	HOME	0- 0	0- 0	1- 0				
1- 2	0- 0	0- 1	AWAY	0- 1	0- 0	1- 0				
0- 0	0- 0	0- 0	NEUTRAL	0- 0	0- 0	0- 0				
2- 3	0- 1	0- 1	NON-CONFERENCE	0- 1	0- 0	2- 0				
1- 1	0- 1	0- 0	HOME	0- 0	0- 0	1- 0				
1- 2	0- 0	0- 1	AWAY	0- 1	0- 0	1- 0				
0- 0	0- 0	0- 0	NEUTRAL	0- 0	0- 0	0- 0				
0- 0	0- 0	0- 0	CONFERENCE	0- 0	0- 0	0- 0				
0- 0	0- 0	0- 0	HOME	0- 0	0- 0	0- 0				
0- 0	0- 0	0- 0	AWAY	0- 0	0- 0	0- 0				
0- 0	0- 0	0- 0	NEUTRAL	0- 0	0- 0	0- 0				

RPI 1-25				RPI 26-50				RPI 51-100				RPI 101+ Team's RPI: 124			
RPI	S	Opponent	Score	RPI	S	Opponent	Score	RPI	S	Opponent	Score	RPI	S	Opponent	Score
8	H	Gonzaga	55 70	49	A	South Dakota St.	50 60	59	A	Minnesota	60 71	269	H	UC Davis	77 65
												343	A	Seattle U	73 65
LAST 12 Division I GAMES:															
8	H	Gonzaga	55 70	59	A	Minnesota	60 71								
343	A	Seattle U	73 65	49	A	South Dakota St.	50 60								
				269	H	UC Davis	77 65								

Non-Div I Games: Carroll (MT) 67 33 Mont. St.-Northern 93 34

Montana St.

Average RPI Win:	216	WON-LOST	WINNING	LAST 10	STRENGTH OF	OPP. STRENGTH	TEAM	ADJ.	CONF.	ADJ CONF.
Average RPI Loss:	122	RECORD	PCT. RANK	GAMES	SCHEDULE	OF SCHEDULE	RPI	RPI	RPI	RPI
DIV. I ONLY	2- 5	254	0- 1	272	128	305	305	23	23	
DIV. I NON-CONF.	2- 5	254	0- 1	273	128	305	305	23	23	
TOTALS	RPI 1-25	RPI 26-50	W-L RECORDS	RPI 51-100	RPI 101-150	RPI 150+				
2- 5	0- 0	0- 1	OVERALL	0- 0	0- 2	2- 2				
2- 2	0- 0	0- 0	HOME	0- 0	0- 1	2- 1				
0- 3	0- 0	0- 1	AWAY	0- 0	0- 1	0- 1				
0- 0	0- 0	0- 0	NEUTRAL	0- 0	0- 0	0- 0				
2- 5	0- 0	0- 1	NON-CONFERENCE	0- 0	0- 2	2- 2				
2- 2	0- 0	0- 0	HOME	0- 0	0- 1	2- 1				
0- 3	0- 0	0- 1	AWAY	0- 0	0- 1	0- 1				
0- 0	0- 0	0- 0	NEUTRAL	0- 0	0- 0	0- 0				
0- 0	0- 0	0- 0	CONFERENCE	0- 0	0- 0	0- 0				
0- 0	0- 0	0- 0	HOME	0- 0	0- 0	0- 0				
0- 0	0- 0	0- 0	AWAY	0- 0	0- 0	0- 0				
0- 0	0- 0	0- 0	NEUTRAL	0- 0	0- 0	0- 0				

RPI S	Opponent	Score	RPI S	Opponent	Score	RPI S	Opponent	Score	RPI S	Opponent	Score	Team's RPI: 305
			31 A	Kentucky	54 79				112 A	Bowling Green	65 79	
									120 H	N.C. A&T	56 74	
									151 A	Dayton	41 58	
									193 H	Saint Francis (PA)	65 54	
									196 H	Stetson	55 58	
									239 H	Radford	73 62	
LAST 12 Division I GAMES:												
			31 A	Kentucky	54 79		151 A	Dayton	41 58			
			193 H	Saint Francis (PA)	65 54		239 H	Radford	73 62			
			196 H	Stetson	55 58		120 H	N.C. A&T	56 74			
			112 A	Bowling Green	65 79							

Non-Div I Games: Midway 107 55

Morehead St.

Average RPI Win:	316	WON-LOST	WINNING	LAST 10	STRENGTH OF	OPP. STRENGTH	TEAM	ADJ.	CONF.	ADJ CONF.
Average RPI Loss:	179	RECORD	PCT. RANK	GAMES	SCHEDULE	OF SCHEDULE	RPI	RPI	RPI	RPI
DIV. I ONLY	1- 6	309	0- 1	124	337	253	253	31	31	
DIV. I NON-CONF.	1- 6	308	0- 1	124	337	253	253	31	31	
TOTALS	RPI 1-25	RPI 26-50	W-L RECORDS	RPI 51-100	RPI 101-150	RPI 150+				
1- 6	0- 0	0- 2	OVERALL	0- 1	0- 0	1- 3				
0- 0	0- 0	0- 0	HOME	0- 0	0- 0	0- 0				
1- 6	0- 0	0- 2	AWAY	0- 1	0- 0	1- 3				
0- 0	0- 0	0- 0	NEUTRAL	0- 0	0- 0	0- 0				
1- 6	0- 0	0- 2	NON-CONFERENCE	0- 1	0- 0	1- 3				
0- 0	0- 0	0- 0	HOME	0- 0	0- 0	0- 0				
1- 6	0- 0	0- 2	AWAY	0- 1	0- 0	1- 3				
0- 0	0- 0	0- 0	NEUTRAL	0- 0	0- 0	0- 0				
0- 0	0- 0	0- 0	CONFERENCE	0- 0	0- 0	0- 0				
0- 0	0- 0	0- 0	HOME	0- 0	0- 0	0- 0				
0- 0	0- 0	0- 0	AWAY	0- 0	0- 0	0- 0				
0- 0	0- 0	0- 0	NEUTRAL	0- 0	0- 0	0- 0				

RPI 1-25				RPI 26-50				RPI 51-100				RPI 101+ Team's RPI: 253			
RPI	S	Opponent	Score	RPI	S	Opponent	Score	RPI	S	Opponent	Score	RPI	S	Opponent	Score
				39	A	Michigan	48 80	81	A	Nebraska	55 78	262	A	Omaha	64 70
				50	A	Marquette	48 70					307	A	Saint Peter's	77 78
												316	A	Marshall	57 52
												333	A	Hofstra	39 51
LAST 12 Division I GAMES:															
				333	A	Hofstra	39 51	307	A	Saint Peter's	77 78				
				39	A	Michigan	48 80	316	A	Marshall	57 52				
								262	A	Omaha	64 70				
								81	A	Nebraska	55 78				
								50	A	Marquette	48 70				

Non-Div I Games: Washington Adventis84 52 Notre Dame (MD) 113 34

Morgan St.

Average RPI Win:	288	WON-LOST	WINNING	LAST 10	STRENGTH OF	OPP. STRENGTH	TEAM	ADJ.	CONF.	ADJ CONF.
Average RPI Loss:	103	RECORD	PCT. RANK	GAMES	SCHEDULE	OF SCHEDULE	RPI	RPI	RPI	RPI
DIV. I ONLY	3- 4	199	0- 1	186	255	209	209	30	30	
DIV. I NON-CONF.	3- 4	198	0- 1	184	254	208	208	30	30	
TOTALS	RPI 1-25	RPI 26-50	W-L RECORDS	RPI 51-100	RPI 101-150	RPI 150+				
3- 4	0- 1	0- 1	OVERALL	0- 1	0- 0	3- 1				
2- 1	0- 0	0- 0	HOME	0- 1	0- 0	2- 0				
1- 3	0- 1	0- 1	AWAY	0- 0	0- 0	1- 1				
0- 0	0- 0	0- 0	NEUTRAL	0- 0	0- 0	0- 0				
3- 4	0- 1	0- 1	NON-CONFERENCE	0- 1	0- 0	3- 1				
2- 1	0- 0	0- 0	HOME	0- 1	0- 0	2- 0				
1- 3	0- 1	0- 1	AWAY	0- 0	0- 0	1- 1				
0- 0	0- 0	0- 0	NEUTRAL	0- 0	0- 0	0- 0				
0- 0	0- 0	0- 0	CONFERENCE	0- 0	0- 0	0- 0				
0- 0	0- 0	0- 0	HOME	0- 0	0- 0	0- 0				
0- 0	0- 0	0- 0	AWAY	0- 0	0- 0	0- 0				
0- 0	0- 0	0- 0	NEUTRAL	0- 0	0- 0	0- 0				

RPI 1-25				RPI 26-50				RPI 51-100				RPI 101+ Team's RPI: 209			
RPI	S	Opponent	Score	RPI	S	Opponent	Score	RPI	S	Opponent	Score	RPI	S	Opponent	Score
19	A	Indiana	52 75	31	A	Kentucky	44 67	89	H	Lehigh	65 66	239	A	Radford	75 58
												273	A	Towson	57 73
												295	H	Loyola Maryland	81 75
												330	H	UMBC	71 61
LAST 12 Division I GAMES:															
295	H	Loyola Maryland	81 75	89	H	Lehigh	65 66								
239	A	Radford	75 58												
330	H	UMBC	71 61												
273	A	Towson	57 73												
19	A	Indiana	52 75												
31	A	Kentucky	44 67												

Non-Div I Games: Frostburg St. 94 40

Mt. St. Mary's

Average RPI Win:	284	WON-LOST	WINNING	LAST 10	STRENGTH OF	OPP. STRENGTH	TEAM	ADJ.	CONF.	ADJ CONF.
Average RPI Loss:	9	RECORD	PCT. RANK	GAMES	SCHEDULE	OF SCHEDULE	RPI	RPI	RPI	RPI
DIV. I ONLY	5- 2	74	1- 0	303	61	117	117	23	23	
DIV. I NON-CONF.	5- 2	75	1- 0	303	61	116	116	23	23	
TOTALS	RPI 1-25	RPI 26-50	W-L RECORDS	RPI 51-100	RPI 101-150	RPI 150+				
5- 2	0- 2	0- 0	OVERALL	0- 0	0- 0	5- 0				
2- 0	0- 0	0- 0	HOME	0- 0	0- 0	2- 0				
3- 2	0- 2	0- 0	AWAY	0- 0	0- 0	3- 0				
0- 0	0- 0	0- 0	NEUTRAL	0- 0	0- 0	0- 0				
5- 2	0- 2	0- 0	NON-CONFERENCE	0- 0	0- 0	5- 0				
2- 0	0- 0	0- 0	HOME	0- 0	0- 0	2- 0				
3- 2	0- 2	0- 0	AWAY	0- 0	0- 0	3- 0				
0- 0	0- 0	0- 0	NEUTRAL	0- 0	0- 0	0- 0				
0- 0	0- 0	0- 0	CONFERENCE	0- 0	0- 0	0- 0				
0- 0	0- 0	0- 0	HOME	0- 0	0- 0	0- 0				
0- 0	0- 0	0- 0	AWAY	0- 0	0- 0	0- 0				
0- 0	0- 0	0- 0	NEUTRAL	0- 0	0- 0	0- 0				

RPI 1-25			RPI 26-50			RPI 51-100			RPI 101+			Team's RPI: 117
RPI	S	Opponent	Score	RPI	S	Opponent	Score	RPI	S	Opponent	Score	
6	A	Louisville	40 76									
11	A	Mississippi St.	43 124									
LAST 12 Division I GAMES:												
6	A	Louisville	40 76	216	H	Indiana St.	70 62					
				322	A	Evansville	61 59					
				250	H	Arkansas St.	77 62					
				299	A	Lipscomb	67 57					
				11	A	Mississippi St.	43 124					
				334	A	Mississippi Val.	72 66					

Non-Div I Games: Christian Bros. 95 59

Murray St.

Average RPI Win:	278	WON-LOST	WINNING	LAST 10	STRENGTH OF	OPP. STRENGTH	TEAM	ADJ.	CONF.	ADJ CONF.
Average RPI Loss:	45	RECORD	PCT. RANK	GAMES	SCHEDULE	OF SCHEDULE	RPI	RPI	RPI	RPI
DIV. I ONLY	3- 3	160	1- 0	154	68	120	120	31	31	
DIV. I NON-CONF.	3- 3	160	1- 0	154	67	119	119	31	31	
TOTALS	RPI 1-25	RPI 26-50	W-L RECORDS	RPI 51-100	RPI 101-150	RPI 150+				
3- 3	0- 1	0- 0	OVERALL	0- 2	0- 0	3- 0				
1- 0	0- 0	0- 0	HOME	0- 0	0- 0	1- 0				
1- 2	0- 1	0- 0	AWAY	0- 1	0- 0	1- 0				
1- 1	0- 0	0- 0	NEUTRAL	0- 1	0- 0	1- 0				
3- 3	0- 1	0- 0	NON-CONFERENCE	0- 2	0- 0	3- 0				
1- 0	0- 0	0- 0	HOME	0- 0	0- 0	1- 0				
1- 2	0- 1	0- 0	AWAY	0- 1	0- 0	1- 0				
1- 1	0- 0	0- 0	NEUTRAL	0- 1	0- 0	1- 0				
0- 0	0- 0	0- 0	CONFERENCE	0- 0	0- 0	0- 0				
0- 0	0- 0	0- 0	HOME	0- 0	0- 0	0- 0				
0- 0	0- 0	0- 0	AWAY	0- 0	0- 0	0- 0				
0- 0	0- 0	0- 0	NEUTRAL	0- 0	0- 0	0- 0				

RPI 1-25				RPI 26-50				RPI 51-100				RPI 101+ Team's RPI: 120			
RPI	S	Opponent	Score	RPI	S	Opponent	Score	RPI	S	Opponent	Score	RPI	S	Opponent	Score
16	A	NC State	44 80					52	A	Georgia	54 72	250	N	Arkansas St.	55 50
								67	N	Miami (FL)	67 68	278	H	ETSU	80 69
												305	A	Morehead St.	74 56
LAST 12 Division I GAMES:															
250	N	Arkansas St.	55 50	16	A	NC State	44 80								
305	A	Morehead St.	74 56												
67	N	Miami (FL)	67 68												
278	H	ETSU	80 69												
52	A	Georgia	54 72												

Non-Div I Games: Saint Augustine's 75 44 Johnson & Wales (NC121 61

N.C. A&T

■ Loss,
 ■ Non-Conf, S Site,
 ■ Home
 ■ Away
 N Neutral

Average RPI Win:	132	WON-LOST	WINNING	LAST 10	STRENGTH OF	OPP. STRENGTH	TEAM	ADJ.	CONF.	ADJ CONF.
Average RPI Loss:	214	RECORD	PCT. RANK	GAMES	SCHEDULE	OF SCHEDULE	RPI	RPI	RPI	RPI
DIV. I ONLY	1- 8	323	0- 1	197	323	331	331	31	31	
DIV. I NON-CONF.	1- 8	323	0- 1	196	323	331	331	31	31	
TOTALS	RPI 1-25	RPI 26-50	W-L RECORDS	RPI 51-100	RPI 101-150	RPI 150+				
1- 8	0- 0	0- 0	OVERALL	0- 3	1- 0	0- 5				
1- 3	0- 0	0- 0	HOME	0- 0	1- 0	0- 3				
0- 4	0- 0	0- 0	AWAY	0- 3	0- 0	0- 1				
0- 1	0- 0	0- 0	NEUTRAL	0- 0	0- 0	0- 1				
1- 8	0- 0	0- 0	NON-CONFERENCE	0- 3	1- 0	0- 5				
1- 3	0- 0	0- 0	HOME	0- 0	1- 0	0- 3				
0- 4	0- 0	0- 0	AWAY	0- 3	0- 0	0- 1				
0- 1	0- 0	0- 0	NEUTRAL	0- 0	0- 0	0- 1				
0- 0	0- 0	0- 0	CONFERENCE	0- 0	0- 0	0- 0				
0- 0	0- 0	0- 0	HOME	0- 0	0- 0	0- 0				
0- 0	0- 0	0- 0	AWAY	0- 0	0- 0	0- 0				
0- 0	0- 0	0- 0	NEUTRAL	0- 0	0- 0	0- 0				

RPI 1-25				RPI 26-50				RPI 51-100				RPI 101+				Team's RPI: 331	
RPI	S	Opponent	Score	RPI	S	Opponent	Score	RPI	S	Opponent	Score	RPI	S	Opponent	Score		
								56	A	California	69	90	132	H	Campbell	67	64
								70	A	CSU Bakersfield	71	80	272	N	Penn St.	68	92
								74	A	North Carolina	53	92	296	H	High Point	58	78
													301	A	Col. of Charleston	78	85
													302	H	FIU	58	59
													341	H	Winthrop	46	56
LAST 12 Division I GAMES:																	
				296	H	High Point	58	78					272	N	Penn St.	68	92
				132	H	Campbell	67	64					74	A	North Carolina	53	92
				301	A	Col. of Charleston	78	85					302	H	FIU	58	59
				341	H	Winthrop	46	56					70	A	CSU Bakersfield	71	80
													56	A	California	69	90

Non-Div I Games:

N.C. Central

N
C
S
t
a
t
e

NC State				Through Games Of 12/8/19						
Average RPI Win:	152	WON-LOST	WINNING	LAST 10	STRENGTH OF	OPP. STRENGTH	TEAM	ADJ.	CONF.	ADJ CONF.
Average RPI Loss:	0	RECORD	PCT. RANK	GAMES	SCHEDULE	OF SCHEDULE	RPI	RPI	RPI	RPI
DIV. I ONLY	9- 0	1	1- 0	142	31	16	16	3	3	
DIV. I NON-CONF.	9- 0	1	1- 0	143	31	16	16	3	3	

TOTALS	RPI 1-25		RPI 26-50	W-L RECORDS	RPI 51-100	RPI 101-150		RPI 150+		
9- 0	0- 0		1- 0	OVERALL	0- 0	5- 0		3- 0		
5- 0	0- 0		1- 0	HOME	0- 0	2- 0		2- 0		
2- 0	0- 0		0- 0	AWAY	0- 0	1- 0		1- 0		
2- 0	0- 0		0- 0	NEUTRAL	0- 0	2- 0		0- 0		
9- 0	0- 0		1- 0	NON-CONFERENCE	0- 0	5- 0		3- 0		
5- 0	0- 0		1- 0	HOME	0- 0	2- 0		2- 0		
2- 0	0- 0		0- 0	AWAY	0- 0	1- 0		1- 0		
2- 0	0- 0		0- 0	NEUTRAL	0- 0	2- 0		0- 0		
0- 0	0- 0		0- 0	CONFERENCE	0- 0	0- 0		0- 0		
0- 0	0- 0		0- 0	HOME	0- 0	0- 0		0- 0		
0- 0	0- 0		0- 0	AWAY	0- 0	0- 0		0- 0		
0- 0	0- 0		0- 0	NEUTRAL	0- 0	0- 0		0- 0		

N
C
S
t
a
t
e

RPI 1-25			Team's RPI: 16		RPI 26-50			RPI 51-100			RPI 101+		
RPI	S	Opponent	Score		RPI	S	Opponent	Score	RPI	S	Opponent	Score	
					42	H	Maryland	66 59					

Non-Div I Games:

NC State

Average RPI Win:	279	WON-LOST	WINNING	LAST 10	STRENGTH OF	OPP. STRENGTH	TEAM	ADJ.	CONF.	ADJ CONF.
Average RPI Loss:	126	RECORD	PCT. RANK	GAMES	SCHEDULE	OF SCHEDULE	RPI	RPI	RPI	RPI
DIV. I ONLY	3- 6	231	1- 0	182	254	241	241	14	14	
DIV. I NON-CONF.	3- 6	231	1- 0	180	253	242	242	14	14	
TOTALS	RPI 1-25	RPI 26-50	W-L RECORDS	RPI 51-100	RPI 101-150	RPI 150+				
3- 6	0- 0	0- 1	OVERALL	0- 2	0- 1	3- 2				
2- 2	0- 0	0- 0	HOME	0- 2	0- 0	2- 0				
1- 4	0- 0	0- 1	AWAY	0- 0	0- 1	1- 2				
0- 0	0- 0	0- 0	NEUTRAL	0- 0	0- 0	0- 0				
3- 6	0- 0	0- 1	NON-CONFERENCE	0- 2	0- 1	3- 2				
2- 2	0- 0	0- 0	HOME	0- 2	0- 0	2- 0				
1- 4	0- 0	0- 1	AWAY	0- 0	0- 1	1- 2				
0- 0	0- 0	0- 0	NEUTRAL	0- 0	0- 0	0- 0				
0- 0	0- 0	0- 0	CONFERENCE	0- 0	0- 0	0- 0				
0- 0	0- 0	0- 0	HOME	0- 0	0- 0	0- 0				
0- 0	0- 0	0- 0	AWAY	0- 0	0- 0	0- 0				
0- 0	0- 0	0- 0	NEUTRAL	0- 0	0- 0	0- 0				

RPI S	Opponent	Score	RPI S	Opponent	Score	RPI S	Opponent	Score	RPI S	Opponent	Score	Team's RPI: 241
44	A Colorado	57 80	57	H Colgate	52 79	107	A Cornell	44 68	175	A Wagner	59 61	
			87	H Penn	51 85	238	H St. Francis Brooklyn	88 69	288	A Air Force	48 68	
						292	A Hartford	61 52	307	H Saint Peter's	76 73	
LAST 12 Division I GAMES:												
292	A Hartford	61 52	87	H Penn	51 85	44	A Colorado	57 80				
307	H Saint Peter's	76 73	288	A Air Force	48 68	57	H Colgate	52 79				
238	H St. Francis Brooklyn	88 69										
175	A Wagner	59 61										
107	A Cornell	44 68										

Non-Div I Games:

NJIT

Average RPI Win:	202	WON-LOST	WINNING	LAST 10	STRENGTH OF	OPP. STRENGTH	TEAM	ADJ.	CONF.	ADJ CONF.
Average RPI Loss:	196	RECORD	PCT. RANK	GAMES	SCHEDULE	OF SCHEDULE	RPI	RPI	RPI	RPI
DIV. I ONLY	4- 4	160	1- 0	240	191	181	181	15	15	
DIV. I NON-CONF.	4- 4	160	1- 0	240	188	180	180	15	15	
TOTALS	RPI 1-25	RPI 26-50	W-L RECORDS	RPI 51-100	RPI 101-150	RPI 150+				
4- 4	0- 0	0- 0	OVERALL	0- 1	1- 0	3- 3				
3- 0	0- 0	0- 0	HOME	0- 0	1- 0	2- 0				
1- 4	0- 0	0- 0	AWAY	0- 1	0- 0	1- 3				
0- 0	0- 0	0- 0	NEUTRAL	0- 0	0- 0	0- 0				
4- 4	0- 0	0- 0	NON-CONFERENCE	0- 1	1- 0	3- 3				
3- 0	0- 0	0- 0	HOME	0- 0	1- 0	2- 0				
1- 4	0- 0	0- 0	AWAY	0- 1	0- 0	1- 3				
0- 0	0- 0	0- 0	NEUTRAL	0- 0	0- 0	0- 0				
0- 0	0- 0	0- 0	CONFERENCE	0- 0	0- 0	0- 0				
0- 0	0- 0	0- 0	HOME	0- 0	0- 0	0- 0				
0- 0	0- 0	0- 0	AWAY	0- 0	0- 0	0- 0				
0- 0	0- 0	0- 0	NEUTRAL	0- 0	0- 0	0- 0				

RPI 1-25			RPI 26-50			RPI 51-100			RPI 101+			Team's RPI: 181
RPI	S	Opponent	Score	RPI	S	Opponent	Score	RPI	S	Opponent	Score	
						74	A North Carolina	40	80	138	H La Salle	61 46
										190	H Kennesaw St.	82 62
										191	A Clemson	65 52
										220	A Maine	41 46
										233	A Fairfield	52 66
										255	A Vermont	56 64
										288	H Air Force	67 59
LAST 12 Division I GAMES:												
						190	H Kennesaw St.	82 62		138	H La Salle	61 46
						288	H Air Force	67 59		233	A Fairfield	52 66
						220	A Maine	41 46				
						255	A Vermont	56 64				
						74	A North Carolina	40 80				
						191	A Clemson	65 52				

Non-Div I Games: Stevenson 70 36

Navy

Average RPI Win:	186	WON-LOST	WINNING	LAST 10	STRENGTH OF	OPP. STRENGTH	TEAM	ADJ.	CONF.	ADJ CONF.
Average RPI Loss:	9	RECORD	PCT. RANK	GAMES	SCHEDULE	OF SCHEDULE	RPI	RPI	RPI	RPI
DIV. I ONLY	8- 1	19	1- 0	264	14	81	81	2	2	
DIV. I NON-CONF.	8- 1	19	1- 0	263	14	81	81	2	2	
TOTALS	RPI 1-25	RPI 26-50	W-L RECORDS	RPI 51-100	RPI 101-150	RPI 150+				
8- 1	1- 1	0- 0	OVERALL	1- 0	0- 0	6- 0				
5- 1	1- 1	0- 0	HOME	0- 0	0- 0	4- 0				
1- 0	0- 0	0- 0	AWAY	0- 0	0- 0	1- 0				
2- 0	0- 0	0- 0	NEUTRAL	1- 0	0- 0	1- 0				
8- 1	1- 1	0- 0	NON-CONFERENCE	1- 0	0- 0	6- 0				
5- 1	1- 1	0- 0	HOME	0- 0	0- 0	4- 0				
1- 0	0- 0	0- 0	AWAY	0- 0	0- 0	1- 0				
2- 0	0- 0	0- 0	NEUTRAL	1- 0	0- 0	1- 0				
0- 0	0- 0	0- 0	CONFERENCE	0- 0	0- 0	0- 0				
0- 0	0- 0	0- 0	HOME	0- 0	0- 0	0- 0				
0- 0	0- 0	0- 0	AWAY	0- 0	0- 0	0- 0				
0- 0	0- 0	0- 0	NEUTRAL	0- 0	0- 0	0- 0				

RPI 1-25				RPI 26-50				RPI 51-100 Team's RPI: 81				RPI 101+			
RPI	S	Opponent	Score	RPI	S	Opponent	Score	RPI	S	Opponent	Score	RPI	S	Opponent	Score
9	H	Creighton	74 79					80	N	Southern California	67 54	170	A	Missouri	90 85
20	H	Duke	83 79									186	H	Alabama A&M	68 46
												231	H	Southern U.	73 39
												253	H	Morgan St.	78 55
												270	H	SIUE	63 49
												280	N	Sacred Heart	72 49
LAST 12 Division I GAMES:															
253	H	Morgan St.	78 55	20	H	Duke	83 79	280	N	Sacred Heart	72 49				
170	A	Missouri	90 85	80	N	Southern California	67 54	9	H	Creighton	74 79				
186	H	Alabama A&M	68 46					231	H	Southern U.	73 39				
								270	H	SIUE	63 49				

Non-Div I Games:

Nebraska

■ Loss,
■ Non-Conf, S Site,
■ Home
■ Away
N Neutral

Average RPI Win: 290		WON-LOST	WINNING	LAST 10	STRENGTH OF	OPP. STRENGTH	TEAM	ADJ.	CONF.	ADJ CONF.
Average RPI Loss: 200		RECORD	PCT. RANK	GAMES	SCHEDULE	OF SCHEDULE	RPI	RPI	RPI	RPI
DIV. I ONLY		4- 3	129	0- 1	347	253	328	328	20	20
DIV. I NON-CONF.		4- 2	83	0- 1	347	267	293	293	21	21
TOTALS	RPI 1-25	RPI 26-50		W-L RECORDS		RPI 51-100	RPI 101-150	RPI 150+		
4- 3	0- 0	0- 0		OVERALL		0- 0	1- 1	3- 2		
3- 2	0- 0	0- 0		HOME		0- 0	1- 1	2- 1		
1- 1	0- 0	0- 0		AWAY		0- 0	0- 0	1- 1		
0- 0	0- 0	0- 0		NEUTRAL		0- 0	0- 0	0- 0		
4- 2	0- 0	0- 0		NON-CONFERENCE		0- 0	1- 1	3- 1		
3- 1	0- 0	0- 0		HOME		0- 0	1- 1	2- 0		
1- 1	0- 0	0- 0		AWAY		0- 0	0- 0	1- 1		
0- 0	0- 0	0- 0		NEUTRAL		0- 0	0- 0	0- 0		
0- 1	0- 0	0- 0		CONFERENCE		0- 0	0- 0	0- 1		
0- 1	0- 0	0- 0		HOME		0- 0	0- 0	0- 1		
0- 0	0- 0	0- 0		AWAY		0- 0	0- 0	0- 0		
0- 0	0- 0	0- 0		NEUTRAL		0- 0	0- 0	0- 0		

RPI 1-25				RPI 26-50				RPI 51-100				RPI 101+				Team's RPI: 328	
RPI	S	Opponent	Score	RPI	S	Opponent	Score	RPI	S	Opponent	Score	RPI	S	Opponent	Score		
												142	H	SFA	65	80	
												146	H	Saint Mary's (CA)	78	72	
												171	A	Portland St.	75	80	
												288	H	Air Force	61	68	
												323	H	Chicago St.	80	60	
												340	A	Utah Valley	60	57	
												350	H	Sacramento St.	83	72	
LAST 12 Division I GAMES:																	
												142	H	SFA	65	80	
												288	H	Air Force	61	68	
												323	H	Chicago St.	80	60	
												171	A	Portland St.	75	80	
												340	A	Utah Valley	60	57	
												350	H	Sacramento St.	83	72	
												146	H	Saint Mary's (CA)	78	72	

Non-Div I Games:

Nevada

■ Loss, ■ Non-Conf, S Site, H Home A Away N Neutral

New Hampshire

Through Games Of 12/8/19

Average RPI Win:	329	WON-LOST	WINNING	LAST 10	STRENGTH OF	OPP. STRENGTH	TEAM	ADJ.	CONF.	ADJ CONF.
Average RPI Loss:	198	RECORD	PCT. RANK	GAMES	SCHEDULE	OF SCHEDULE	RPI	RPI	RPI	RPI
DIV. I ONLY	2- 6	276	1- 0	328	267	336	336	27	27	
DIV. I NON-CONF.	2- 6	277	1- 0	328	268	336	336	27	27	
TOTALS	RPI 1-25	RPI 26-50	W-L RECORDS	RPI 51-100	RPI 101-150	RPI 150+				
2- 6	0- 0	0- 1	OVERALL	0- 0	0- 0	2- 5				
1- 3	0- 0	0- 0	HOME	0- 0	0- 0	1- 3				
1- 3	0- 0	0- 1	AWAY	0- 0	0- 0	1- 2				
0- 0	0- 0	0- 0	NEUTRAL	0- 0	0- 0	0- 0				
2- 6	0- 0	0- 1	NON-CONFERENCE	0- 0	0- 0	2- 5				
1- 3	0- 0	0- 0	HOME	0- 0	0- 0	1- 3				
1- 3	0- 0	0- 1	AWAY	0- 0	0- 0	1- 2				
0- 0	0- 0	0- 0	NEUTRAL	0- 0	0- 0	0- 0				
0- 0	0- 0	0- 0	CONFERENCE	0- 0	0- 0	0- 0				
0- 0	0- 0	0- 0	HOME	0- 0	0- 0	0- 0				
0- 0	0- 0	0- 0	AWAY	0- 0	0- 0	0- 0				
0- 0	0- 0	0- 0	NEUTRAL	0- 0	0- 0	0- 0				

RPI S	Opponent	Score	RPI S	Opponent	Score	RPI S	Opponent	Score	RPI S	Opponent	Score	Team's RPI: 336
29	A Baylor	97							157	A Merrimack	64	
									185	A Massachusetts	67	
									202	H Boston U.	78	
									285	H North Dakota St.	67	
									315	A Bryant	56	
									327	H Brown	76	
									342	H Central Conn. St.	59	
LAST 12 Division I GAMES:												
285	H North Dakota St.	61	67	342	H Central Conn. St.	70	59					
327	H Brown	68	76	185	A Massachusetts	65	67					
157	A Merrimack	54	64									
202	H Boston U.	64	78									
315	A Bryant	68	56									
29	A Baylor	29	97									

Non-Div I Games: Wheaton (MA) 89 44

New Hampshire

Loss, Non-Conf, S Site, H Home A Away N Neutral

Average RPI Win:	225	WON-LOST	WINNING	LAST 10	STRENGTH OF	OPP. STRENGTH	TEAM	ADJ.	CONF.	ADJ CONF.
Average RPI Loss:	76	RECORD	PCT. RANK	GAMES	SCHEDULE	OF SCHEDULE	RPI	RPI	RPI	RPI
DIV. I ONLY	6- 3	85	0- 1	171	137	109	109	20	20	
DIV. I NON-CONF.	6- 1	42	0- 0	169	180	56	56	21	21	
TOTALS	RPI 1-25	RPI 26-50	W-L RECORDS	RPI 51-100	RPI 101-150	RPI 150+				
6- 3	0- 0	0- 0	OVERALL	0- 2	1- 1	5- 0				
3- 1	0- 0	0- 0	HOME	0- 0	1- 1	2- 0				
2- 1	0- 0	0- 0	AWAY	0- 1	0- 0	2- 0				
1- 1	0- 0	0- 0	NEUTRAL	0- 1	0- 0	1- 0				
6- 1	0- 0	0- 0	NON-CONFERENCE	0- 1	1- 0	5- 0				
3- 0	0- 0	0- 0	HOME	0- 0	1- 0	2- 0				
2- 0	0- 0	0- 0	AWAY	0- 0	0- 0	2- 0				
1- 1	0- 0	0- 0	NEUTRAL	0- 1	0- 0	1- 0				
0- 2	0- 0	0- 0	CONFERENCE	0- 1	0- 1	0- 0				
0- 1	0- 0	0- 0	HOME	0- 0	0- 1	0- 0				
0- 1	0- 0	0- 0	AWAY	0- 1	0- 0	0- 0				
0- 0	0- 0	0- 0	NEUTRAL	0- 0	0- 0	0- 0				

RPI 1-25			RPI 26-50			RPI 51-100			RPI 101+			Team's RPI: 109
RPI	S	Opponent	Score	RPI	S	Opponent	Score	RPI	S	Opponent	Score	
						60 N West Virginia	60 73	102 H Wyoming			66 73	
						65 A Boise St.	82 83	118 H Houston			81 71	
								170 N Missouri			71 68	
								198 A UTEP			93 78	
								258 H UC Riverside			80 70	
								284 H Northern Ariz.			83 76	
								323 A New Mexico St.			86 67	
LAST 12 Division I GAMES:												
118	H	Houston	81 71	102	H	Wyoming	66 73					
284	H	Northern Ariz.	83 76	65	A	Boise St.	82 83					
258	H	UC Riverside	80 70	60	N	West Virginia	60 73					
				170	N	Missouri	71 68					
				198	A	UTEP	93 78					
				323	A	New Mexico St.	86 67					

Non-Div I Games:

New Mexico

Average RPI Win: 256		WON-LOST	WINNING	LAST 10	STRENGTH OF	OPP. STRENGTH	TEAM	ADJ.	CONF.	ADJ CONF.
Average RPI Loss: 227		RECORD	PCT. RANK	GAMES	SCHEDULE	OF SCHEDULE	RPI	RPI	RPI	RPI
DIV. I ONLY		2- 7	291	1- 0	270	308	323	323	32	32
DIV. I NON-CONF.		2- 7	291	1- 0	271	310	323	323	32	32
TOTALS	RPI 1-25	RPI 26-50		W-L RECORDS		RPI 51-100	RPI 101-150	RPI 150+		
2- 7	0- 0	0- 0		OVERALL		0- 0	0- 1	2- 6		
1- 4	0- 0	0- 0		HOME		0- 0	0- 1	1- 3		
1- 1	0- 0	0- 0		AWAY		0- 0	0- 0	1- 1		
0- 2	0- 0	0- 0		NEUTRAL		0- 0	0- 0	0- 2		
2- 7	0- 0	0- 0		NON-CONFERENCE		0- 0	0- 1	2- 6		
1- 4	0- 0	0- 0		HOME		0- 0	0- 1	1- 3		
1- 1	0- 0	0- 0		AWAY		0- 0	0- 0	1- 1		
0- 2	0- 0	0- 0		NEUTRAL		0- 0	0- 0	0- 2		
0- 0	0- 0	0- 0		CONFERENCE		0- 0	0- 0	0- 0		
0- 0	0- 0	0- 0		HOME		0- 0	0- 0	0- 0		
0- 0	0- 0	0- 0		AWAY		0- 0	0- 0	0- 0		
0- 0	0- 0	0- 0		NEUTRAL		0- 0	0- 0	0- 0		

RPI 1-25				RPI 26-50				RPI 51-100				RPI 101+				Team's RPI: 323	
RPI	S	Opponent	Score	RPI	S	Opponent	Score	RPI	S	Opponent	Score	RPI	S	Opponent	Score		
												109	H	New Mexico	67	86	
												198	A	UTEP	45	65	
												198	H	UTEP	57	63	
												211	H	Weber St.	77	47	
												219	N	Western Mich.	76	79	
												258	H	UC Riverside	58	60	
												290	H	Pepperdine	69	72	
												300	A	Denver	78	75	
												319	N	Georgia St.	51	59	
LAST 12 Division I GAMES:																	
				211	H	Weber St.	77 47	198	A	UTEP	45 65						
				219	N	Western Mich.	76 79	290	H	Pepperdine	69 72						
				319	N	Georgia St.	51 59	109	H	New Mexico	67 86						
								198	H	UTEP	57 63						
								300	A	Denver	78 75						
								258	H	UC Riverside	58 60						

Non-Div I Games:	Western N.M.	75	56
------------------	--------------	----	----

New Mexico St.

■ Loss, ■ Non-Conf, S Site, H Home A Away N Neutral

Average RPI Win:	256	WON-LOST	WINNING	LAST 10	STRENGTH OF	OPP. STRENGTH	TEAM	ADJ.	CONF.	ADJ CONF.
Average RPI Loss:	117	RECORD	PCT. RANK	GAMES	SCHEDULE	OF SCHEDULE	RPI	RPI	RPI	RPI
DIV. I ONLY	1- 5	300	0- 1	7	329	131	131	26	26	
DIV. I NON-CONF.	1- 5	299	0- 1	8	329	130	130	26	26	
TOTALS	RPI 1-25	RPI 26-50	W-L RECORDS	RPI 51-100	RPI 101-150	RPI 150+				
1- 5	0- 0	0- 2	OVERALL	0- 0	0- 1	1- 2				
0- 1	0- 0	0- 0	HOME	0- 0	0- 0	0- 1				
1- 4	0- 0	0- 2	AWAY	0- 0	0- 1	1- 1				
0- 0	0- 0	0- 0	NEUTRAL	0- 0	0- 0	0- 0				
1- 5	0- 0	0- 2	NON-CONFERENCE	0- 0	0- 1	1- 2				
0- 1	0- 0	0- 0	HOME	0- 0	0- 0	0- 1				
1- 4	0- 0	0- 2	AWAY	0- 0	0- 1	1- 1				
0- 0	0- 0	0- 0	NEUTRAL	0- 0	0- 0	0- 0				
0- 0	0- 0	0- 0	CONFERENCE	0- 0	0- 0	0- 0				
0- 0	0- 0	0- 0	HOME	0- 0	0- 0	0- 0				
0- 0	0- 0	0- 0	AWAY	0- 0	0- 0	0- 0				
0- 0	0- 0	0- 0	NEUTRAL	0- 0	0- 0	0- 0				

RPI S	Opponent	Score	RPI S	Opponent	Score	RPI S	Opponent	Score	RPI S	Opponent	Score	Team's RPI: 131
32	A Arkansas	52 82	47	A LSU	49 83				106	A Iowa St.	53 71	
									192	A Texas St.	49 51	
									206	H Louisiana	60 65	
									256	A Ole Miss	69 64	
LAST 12 Division I GAMES:												
			106	A Iowa St.	53 71							
			192	A Texas St.	49 51							
			206	H Louisiana	60 65							
			256	A Ole Miss	69 64							
			32	A Arkansas	52 82							
			47	A LSU	49 83							

Non-Div I Games: Pensacola Christian91 31

New Orleans

Average RPI Win:	208	WON-LOST	WINNING	LAST 10	STRENGTH OF	OPP. STRENGTH	TEAM	ADJ.	CONF.	ADJ CONF.
Average RPI Loss:	114	RECORD	PCT. RANK	GAMES	SCHEDULE	OF SCHEDULE	RPI	RPI	RPI	RPI
DIV. I ONLY	1- 6	309	0- 1	35	252	228	228	21	21	
DIV. I NON-CONF.	1- 6	308	0- 1	35	252	228	228	20	20	
TOTALS	RPI 1-25	RPI 26-50	W-L RECORDS	RPI 51-100	RPI 101-150	RPI 150+				
1- 6	0- 1	0- 0	OVERALL	0- 2	0- 2	1- 1				
1- 1	0- 0	0- 0	HOME	0- 1	0- 0	1- 0				
0- 5	0- 1	0- 0	AWAY	0- 1	0- 2	0- 1				
0- 0	0- 0	0- 0	NEUTRAL	0- 0	0- 0	0- 0				
1- 6	0- 1	0- 0	NON-CONFERENCE	0- 2	0- 2	1- 1				
1- 1	0- 0	0- 0	HOME	0- 1	0- 0	1- 0				
0- 5	0- 1	0- 0	AWAY	0- 1	0- 2	0- 1				
0- 0	0- 0	0- 0	NEUTRAL	0- 0	0- 0	0- 0				
0- 0	0- 0	0- 0	CONFERENCE	0- 0	0- 0	0- 0				
0- 0	0- 0	0- 0	HOME	0- 0	0- 0	0- 0				
0- 0	0- 0	0- 0	AWAY	0- 0	0- 0	0- 0				
0- 0	0- 0	0- 0	NEUTRAL	0- 0	0- 0	0- 0				

RPI 1-25				RPI 26-50				RPI 51-100				RPI 101+ Team's RPI: 228			
RPI	S	Opponent	Score	RPI	S	Opponent	Score	RPI	S	Opponent	Score	RPI	S	Opponent	Score
24	A	Rutgers	37 87					57	A	Colgate	72 85	107	A	Cornell	59 82
								94	H	Buffalo	67 81	108	A	Binghamton	55 74
												208	H	Oakland	77 63
												294	A	St. Bonaventure	67 71
LAST 12 Division I GAMES:															
294	A	St. Bonaventure	67 71	57	A	Colgate	72 85	208	H	Oakland	77 63	107	A	Cornell	59 82
				108	A	Binghamton	55 74	24	A	Rutgers	37 87	94	H	Buffalo	67 81

Non-Div I Games:

Niagara

■ Loss,
 ■ Non-Conf, S Site,
 ■ Home
 ■ Away
 N Neutral

Average RPI Win:	0	WON-LOST	WINNING	LAST 10	STRENGTH OF	OPP. STRENGTH	TEAM	ADJ.	CONF.	ADJ CONF.
Average RPI Loss:	109	RECORD	PCT. RANK	GAMES	SCHEDULE	OF SCHEDULE	RPI	RPI	RPI	RPI
DIV. I ONLY	0- 6	333	0- 1	53	135	268	268	26	26	
DIV. I NON-CONF.	0- 6	333	0- 1	52	135	269	269	26	26	
TOTALS	RPI 1-25	RPI 26-50	W-L RECORDS	RPI 51-100	RPI 101-150	RPI 150+				
0- 6	0- 1	0- 2	OVERALL	0- 0	0- 1	0- 2				
0- 0	0- 0	0- 0	HOME	0- 0	0- 0	0- 0				
0- 5	0- 1	0- 2	AWAY	0- 0	0- 0	0- 2				
0- 1	0- 0	0- 0	NEUTRAL	0- 0	0- 1	0- 0				
0- 6	0- 1	0- 2	NON-CONFERENCE	0- 0	0- 1	0- 2				
0- 0	0- 0	0- 0	HOME	0- 0	0- 0	0- 0				
0- 5	0- 1	0- 2	AWAY	0- 0	0- 0	0- 2				
0- 1	0- 0	0- 0	NEUTRAL	0- 0	0- 1	0- 0				
0- 0	0- 0	0- 0	CONFERENCE	0- 0	0- 0	0- 0				
0- 0	0- 0	0- 0	HOME	0- 0	0- 0	0- 0				
0- 0	0- 0	0- 0	AWAY	0- 0	0- 0	0- 0				
0- 0	0- 0	0- 0	NEUTRAL	0- 0	0- 0	0- 0				

RPI 1-25				RPI 26-50				RPI 51-100				RPI 101+ Team's RPI: 268			
RPI	S	Opponent	Score	RPI	S	Opponent	Score	RPI	S	Opponent	Score	RPI	S	Opponent	Score
19	A	Indiana	47 111	30	A	TCU	47 72					105	N	North Florida	61 64
				47	A	LSU	32 63					215	A	Jacksonville	55 72
												240	A	Rice	47 71
LAST 12 Division I GAMES:															
				47	A	LSU	32 63	240	A	Rice	47 71				
				105	N	North Florida	61 64								
				215	A	Jacksonville	55 72								
				30	A	TCU	47 72								
				19	A	Indiana	47 111								

Non-Div I Games: Southern-N.O. 94 61 Paul Quinn 101 68

Nicholls St.

Average RPI Win: 222		WON-LOST	WINNING	LAST 10	STRENGTH OF	OPP. STRENGTH	TEAM	ADJ.	CONF.	ADJ CONF.
Average RPI Loss: 218		RECORD	PCT. RANK	GAMES	SCHEDULE	OF SCHEDULE	RPI	RPI	RPI	RPI
DIV. I ONLY		5- 3	105	1- 0	301	196	214	214	31	31
DIV. I NON-CONF.		5- 3	104	1- 0	301	195	214	214	31	31
TOTALS	RPI 1-25		RPI 26-50		W-L RECORDS	RPI 51-100	RPI 101-150		RPI 150+	
5- 3	0- 0		0- 0		OVERALL	0- 0	1- 1		4- 2	
2- 2	0- 0		0- 0		HOME	0- 0	0- 1		2- 1	
2- 1	0- 0		0- 0		AWAY	0- 0	0- 0		2- 1	
1- 0	0- 0		0- 0		NEUTRAL	0- 0	1- 0		0- 0	
5- 3	0- 0		0- 0		NON-CONFERENCE	0- 0	1- 1		4- 2	
2- 2	0- 0		0- 0		HOME	0- 0	0- 1		2- 1	
2- 1	0- 0		0- 0		AWAY	0- 0	0- 0		2- 1	
1- 0	0- 0		0- 0		NEUTRAL	0- 0	1- 0		0- 0	
0- 0	0- 0		0- 0		CONFERENCE	0- 0	0- 0		0- 0	
0- 0	0- 0		0- 0		HOME	0- 0	0- 0		0- 0	
0- 0	0- 0		0- 0		AWAY	0- 0	0- 0		0- 0	
0- 0	0- 0		0- 0		NEUTRAL	0- 0	0- 0		0- 0	

RPI 1-25				RPI 26-50				RPI 51-100				RPI 101+				Team's RPI: 214	
RPI	S	Opponent	Score	RPI	S	Opponent	Score	RPI	S	Opponent	Score	RPI	S	Opponent	Score		
												105	N	North Florida	57	54	
												138	H	La Salle	52	55	
												184	A	Hampton	77	56	
												201	H	Liberty	48	67	
												215	A	Jacksonville	71	64	
												296	H	High Point	72	58	
												310	H	Longwood	49	46	
												316	A	Marshall	69	75	

Non-Div I Games: Virginia-Lynchburg 123 48

Norfolk St.

■ Loss, ■ Non-Conf, S Site, H Home A Away N Neutral

RETURN FROM				THROUGH GAMES OF 11/8/19						
Average RPI Win: 261		WON-LOST	WINNING	LAST 10	STRENGTH OF	OPP. STRENGTH	TEAM	ADJ.	CONF.	ADJ CONF.
Average RPI Loss: 115		RECORD	PCT. RANK	GAMES	SCHEDULE	OF SCHEDULE	RPI	RPI	RPI	RPI
DIV. I ONLY		4- 2	85	0- 0	337	83	230	230	14	14
DIV. I NON-CONF.		4- 2	83	0- 0	337	82	230	230	14	14
TOTALS	RPI 1-25		RPI 26-50		W-L RECORDS		RPI 51-100		RPI 101-150	RPI 150+
4- 2	0- 0		0- 1		OVERALL	0- 0		0- 0		4- 1
1- 1	0- 0		0- 0		HOME	0- 0		0- 0		1- 1
1- 1	0- 0		0- 1		AWAY	0- 0		0- 0		1- 0
2- 0	0- 0		0- 0		NEUTRAL	0- 0		0- 0		2- 0
4- 2	0- 0		0- 1		NON-CONFERENCE	0- 0		0- 0		4- 1
1- 1	0- 0		0- 0		HOME	0- 0		0- 0		1- 1
1- 1	0- 0		0- 1		AWAY	0- 0		0- 0		1- 0
2- 0	0- 0		0- 0		NEUTRAL	0- 0		0- 0		2- 0
0- 0	0- 0		0- 0		CONFERENCE	0- 0		0- 0		0- 0
0- 0	0- 0		0- 0		HOME	0- 0		0- 0		0- 0
0- 0	0- 0		0- 0		AWAY	0- 0		0- 0		0- 0
0- 0	0- 0		0- 0		NEUTRAL	0- 0		0- 0		0- 0

RPI 1-25				RPI 26-50				RPI 51-100				RPI 101+				Team's RPI: 230	
RPI	S	Opponent	Score	RPI	S	Opponent	Score	RPI	S	Opponent	Score	RPI	S	Opponent	Score		
				26	A	Iowa	81 86					183	N	UC Irvine	88 60		
												186	N	Alabama A&M	80 65		
												204	H	Samford	63 79		
												334	H	Mississippi Val.	86 60		
												339	A	Tennessee St.	88 63		
LAST 12 Division I GAMES:																	
				183	N	UC Irvine	88 60	339	A	Tennessee St.	88 63						
				186	N	Alabama A&M	80 65	26	A	Iowa	81 86						
				204	H	Samford	63 79	334	H	Mississippi Val.	86 60						

Non-Div I Games:	Virginia-Lynchburg	128	26	Oakwood	120	38
------------------	--------------------	-----	----	---------	-----	----

North Ala.

■ Loss, ■ Non-Conf, S Site, H Home A Away N Neutral

North Carolina

Through Games Of 12/8/19

Average RPI Win:	218	WON-LOST	WINNING	LAST 10	STRENGTH OF	OPP. STRENGTH	TEAM	ADJ.	CONF.	ADJ CONF.
Average RPI Loss:	0	RECORD	PCT. RANK	GAMES	SCHEDULE	OF SCHEDULE	RPI	RPI	RPI	RPI
DIV. I ONLY	8- 0	1	1- 0	307	92	74	74	3	3	
DIV. I NON-CONF.	8- 0	1	1- 0	307	92	74	74	3	3	
TOTALS	RPI 1-25	RPI 26-50	W-L RECORDS	RPI 51-100	RPI 101-150	RPI 150+				
8- 0	0- 0	0- 0	OVERALL	1- 0	0- 0	7- 0				
6- 0	0- 0	0- 0	HOME	0- 0	0- 0	6- 0				
0- 0	0- 0	0- 0	AWAY	0- 0	0- 0	0- 0				
2- 0	0- 0	0- 0	NEUTRAL	1- 0	0- 0	1- 0				
8- 0	0- 0	0- 0	NON-CONFERENCE	1- 0	0- 0	7- 0				
6- 0	0- 0	0- 0	HOME	0- 0	0- 0	6- 0				
0- 0	0- 0	0- 0	AWAY	0- 0	0- 0	0- 0				
2- 0	0- 0	0- 0	NEUTRAL	1- 0	0- 0	1- 0				
0- 0	0- 0	0- 0	CONFERENCE	0- 0	0- 0	0- 0				
0- 0	0- 0	0- 0	HOME	0- 0	0- 0	0- 0				
0- 0	0- 0	0- 0	AWAY	0- 0	0- 0	0- 0				
0- 0	0- 0	0- 0	NEUTRAL	0- 0	0- 0	0- 0				

RPI 1-25			RPI 26-50			RPI 51-100			Team's RPI: 74	RPI 101+		
RPI	S	Opponent	Score	RPI	S	Opponent	Score	RPI	S	Opponent	Score	
						77 N	Temple	71	58	155 H	Illinois	85 60
										170 N	Missouri	82 69
										181 H	Navy	80 40
										213 H	Elon	76 46
										306 H	Charleston So.	85 54
										309 H	Western Caro.	92 55
										331 H	N.C. Central	92 53
LAST 12 Division I GAMES:												
						77 N	Temple	71	58	331 H	N.C. Central	92 53
						213 H	Elon	76	46	155 H	Illinois	85 60
						306 H	Charleston So.	85	54	170 N	Missouri	82 69
						181 H	Navy	80	40			
						309 H	Western Caro.	92	55			

Non-Div I Games:

North Carolina

■ Loss,
 ■ Non-Conf,
 S Site,
 ■ Home
 ■ Away
 N Neutral

Average RPI Win:	240	WON-LOST	WINNING	LAST 10	STRENGTH OF	OPP. STRENGTH	TEAM	ADJ.	CONF.	ADJ CONF.
Average RPI Loss:	30	RECORD	PCT. RANK	GAMES	SCHEDULE	OF SCHEDULE	RPI	RPI	RPI	RPI
DIV. I ONLY	6- 2	59	1- 0	210	193	93	93	17	17	
DIV. I NON-CONF.	6- 2	60	1- 0	209	190	94	94	17	17	
TOTALS	RPI 1-25	RPI 26-50	W-L RECORDS	RPI 51-100	RPI 101-150	RPI 150+				
6- 2	0- 1	0- 1	OVERALL	1- 0	1- 0	4- 0				
2- 1	0- 1	0- 0	HOME	1- 0	1- 0	0- 0				
4- 1	0- 0	0- 1	AWAY	0- 0	0- 0	4- 0				
0- 0	0- 0	0- 0	NEUTRAL	0- 0	0- 0	0- 0				
6- 2	0- 1	0- 1	NON-CONFERENCE	1- 0	1- 0	4- 0				
2- 1	0- 1	0- 0	HOME	1- 0	1- 0	0- 0				
4- 1	0- 0	0- 1	AWAY	0- 0	0- 0	4- 0				
0- 0	0- 0	0- 0	NEUTRAL	0- 0	0- 0	0- 0				
0- 0	0- 0	0- 0	CONFERENCE	0- 0	0- 0	0- 0				
0- 0	0- 0	0- 0	HOME	0- 0	0- 0	0- 0				
0- 0	0- 0	0- 0	AWAY	0- 0	0- 0	0- 0				
0- 0	0- 0	0- 0	NEUTRAL	0- 0	0- 0	0- 0				

RPI 1-25				RPI 26-50				RPI 51-100				RPI 101+			
RPI	S	Opponent	Score	RPI	S	Opponent	Score	RPI	S	Opponent	Score	RPI	S	Opponent	Score
21	H	Illinois St.	58 66	38	A	Arizona	42 74	97	H	Valparaiso	65 63	136	H	Rhode Island	67 61
												275	A	Ga. Southern	69 56
												282	A	Grand Canyon	78 76
												306	A	Charleston So.	73 57
												344	A	South Carolina St.	95 53
LAST 12 Division I GAMES:															
306	A	Charleston So.	73 57	344	A	South Carolina St.	95 53	21	H	Illinois St.	58 66	275	A	Ga. Southern	69 56
38	A	Arizona	42 74					97	H	Valparaiso	65 63	136	H	Rhode Island	67 61
												282	A	Grand Canyon	78 76

Non-Div I Games: Northland 118 35

North Dakota

■ Loss,
 ■ Non-Conf, S Site,
 ■ Home
 ■ Away
 N Neutral

Average RPI Win:	336	WON-LOST	WINNING	LAST 10	STRENGTH OF	OPP. STRENGTH	TEAM	ADJ.	CONF.	ADJ CONF.
Average RPI Loss:	90	RECORD	PCT. RANK	GAMES	SCHEDULE	OF SCHEDULE	RPI	RPI	RPI	RPI
DIV. I ONLY	1- 9	330	0- 1	135	157	285	285	17	17	
DIV. I NON-CONF.	1- 9	330	0- 1	134	156	286	286	17	17	
TOTALS	RPI 1-25	RPI 26-50	W-L RECORDS	RPI 51-100	RPI 101-150	RPI 150+				
1- 9	0- 1	0- 1	OVERALL	0- 3	0- 2	1- 2				
0- 5	0- 0	0- 0	HOME	0- 2	0- 2	0- 1				
1- 4	0- 1	0- 1	AWAY	0- 1	0- 0	1- 1				
0- 0	0- 0	0- 0	NEUTRAL	0- 0	0- 0	0- 0				
1- 9	0- 1	0- 1	NON-CONFERENCE	0- 3	0- 2	1- 2				
0- 5	0- 0	0- 0	HOME	0- 2	0- 2	0- 1				
1- 4	0- 1	0- 1	AWAY	0- 1	0- 0	1- 1				
0- 0	0- 0	0- 0	NEUTRAL	0- 0	0- 0	0- 0				
0- 0	0- 0	0- 0	CONFERENCE	0- 0	0- 0	0- 0				
0- 0	0- 0	0- 0	HOME	0- 0	0- 0	0- 0				
0- 0	0- 0	0- 0	AWAY	0- 0	0- 0	0- 0				
0- 0	0- 0	0- 0	NEUTRAL	0- 0	0- 0	0- 0				

RPI 1-25				RPI 26-50				RPI 51-100				RPI 101+ Team's RPI: 285			
RPI	S	Opponent	Score	RPI	S	Opponent	Score	RPI	S	Opponent	Score	RPI	S	Opponent	Score
9	A	Creighton	59 70	41	A	Bradley	64 70	55	H	Wisconsin	63 64	102	H	Wyoming	57 66
								58	A	UNI	63 95	106	H	Iowa St.	58 86
								97	H	Valparaiso	54 66	158	H	Northern Ill.	68 74
												188	A	Northeastern	61 72
												336	A	New Hampshire	67 61
LAST 12 Division I GAMES:															
55	H	Wisconsin	63 64	106	H	Iowa St.	58 86								
41	A	Bradley	64 70	9	A	Creighton	59 70								
336	A	New Hampshire	67 61	97	H	Valparaiso	54 66								
188	A	Northeastern	61 72	158	H	Northern Ill.	68 74								
102	H	Wyoming	57 66	58	A	UNI	63 95								

Non-Div I Games:

North Dakota St.

■ Loss,
 ■ Non-Conf,
 ■ S Site,
 ■ H Home
 ■ A Away
 N Neutral

North Florida

Through Games Of 12/8/19

Average RPI Win:	213	WON-LOST	WINNING	LAST 10	STRENGTH OF	OPP. STRENGTH	TEAM	ADJ.	CONF.	ADJ CONF.
Average RPI Loss:	89	RECORD	PCT. RANK	GAMES	SCHEDULE	OF SCHEDULE	RPI	RPI	RPI	RPI
DIV. I ONLY	4- 5	189	0- 1	110	124	105	105	14	14	
DIV. I NON-CONF.	4- 5	188	0- 1	110	124	105	105	14	14	
TOTALS	RPI 1-25	RPI 26-50	W-L RECORDS	RPI 51-100	RPI 101-150	RPI 150+				
4- 5	0- 1	0- 0	OVERALL	1- 3	0- 0	3- 1				
0- 0	0- 0	0- 0	HOME	0- 0	0- 0	0- 0				
2- 3	0- 1	0- 0	AWAY	0- 2	0- 0	2- 0				
2- 2	0- 0	0- 0	NEUTRAL	1- 1	0- 0	1- 1				
4- 5	0- 1	0- 0	NON-CONFERENCE	1- 3	0- 0	3- 1				
0- 0	0- 0	0- 0	HOME	0- 0	0- 0	0- 0				
2- 3	0- 1	0- 0	AWAY	0- 2	0- 0	2- 0				
2- 2	0- 0	0- 0	NEUTRAL	1- 1	0- 0	1- 1				
0- 0	0- 0	0- 0	CONFERENCE	0- 0	0- 0	0- 0				
0- 0	0- 0	0- 0	HOME	0- 0	0- 0	0- 0				
0- 0	0- 0	0- 0	AWAY	0- 0	0- 0	0- 0				
0- 0	0- 0	0- 0	NEUTRAL	0- 0	0- 0	0- 0				

RPI 1-25				RPI 26-50				RPI 51-100				RPI 101+				Team's RPI: 105	
RPI	S	Opponent	Score	RPI	S	Opponent	Score	RPI	S	Opponent	Score	RPI	S	Opponent	Score		
19	A	Indiana	45 72					55	A	Wisconsin	62 75	186	A	Alabama A&M	73 64		
								67	A	Miami (FL)	55 78	214	N	Norfolk St.	54 57		
								92	N	Marist	54 69	268	N	Nicholls St.	64 61		
								96	N	Rider	80 70	302	A	FIU	64 49		
LAST 12 Division I GAMES:																	
				268	N	Nicholls St.	64 61	19	A	Indiana	45 72						
				214	N	Norfolk St.	54 57	67	A	Miami (FL)	55 78						
				96	N	Rider	80 70	55	A	Wisconsin	62 75						
				92	N	Marist	54 69										
				186	A	Alabama A&M	73 64										
				302	A	FIU	64 49										

Non-Div I Games: Warner 110 46

North Florida

■ Loss,
 ■ Non-Conf,
 ■ S Site,
 ■ Home
 ■ A Away
 N Neutral

Average RPI Win:	226	WON-LOST	WINNING	LAST 10	STRENGTH OF	OPP. STRENGTH	TEAM	ADJ.	CONF.	ADJ CONF.
Average RPI Loss:	74	RECORD	PCT. RANK	GAMES	SCHEDULE	OF SCHEDULE	RPI	RPI	RPI	RPI
DIV. I ONLY	3- 4	199	1- 0	57	214	135	135	13	13	
DIV. I NON-CONF.	3- 4	198	1- 0	56	213	134	134	13	13	
TOTALS	RPI 1-25	RPI 26-50	W-L RECORDS	RPI 51-100	RPI 101-150	RPI 150+				
3- 4	0- 1	0- 0	OVERALL	0- 2	0- 1	3- 0				
2- 1	0- 0	0- 0	HOME	0- 1	0- 0	2- 0				
1- 1	0- 0	0- 0	AWAY	0- 1	0- 0	1- 0				
0- 2	0- 1	0- 0	NEUTRAL	0- 0	0- 1	0- 0				
3- 4	0- 1	0- 0	NON-CONFERENCE	0- 2	0- 1	3- 0				
2- 1	0- 0	0- 0	HOME	0- 1	0- 0	2- 0				
1- 1	0- 0	0- 0	AWAY	0- 1	0- 0	1- 0				
0- 2	0- 1	0- 0	NEUTRAL	0- 0	0- 1	0- 0				
0- 0	0- 0	0- 0	CONFERENCE	0- 0	0- 0	0- 0				
0- 0	0- 0	0- 0	HOME	0- 0	0- 0	0- 0				
0- 0	0- 0	0- 0	AWAY	0- 0	0- 0	0- 0				
0- 0	0- 0	0- 0	NEUTRAL	0- 0	0- 0	0- 0				

RPI 1-25				RPI 26-50				RPI 51-100				RPI 101+				Team's RPI: 135	
RPI	S	Opponent	Score	RPI	S	Opponent	Score	RPI	S	Opponent	Score	RPI	S	Opponent	Score		
16	N	NC State	65 76					70	A	CSU Bakersfield	52 61	125	N	Texas	57 63		
								85	H	UT Arlington	49 68	154	A	Hawaii	66 60		
												206	H	Louisiana	69 66		
												318	H	Alcorn	67 31		
LAST 12 Division I GAMES:																	
				70	A	CSU Bakersfield	52 61	206	H	Louisiana	69 66						
				85	H	UT Arlington	49 68	16	N	NC State	65 76						
				318	H	Alcorn	67 31	125	N	Texas	57 63						
								154	A	Hawaii	66 60						

Non-Div I Games: Mid-Amer. Christian59 61 Xavier (LA) 68 31

North Texas

Average RPI Win:	204	WON-LOST	WINNING	LAST 10	STRENGTH OF	OPP. STRENGTH	TEAM	ADJ.	CONF.	ADJ CONF.
Average RPI Loss:	79	RECORD	PCT. RANK	GAMES	SCHEDULE	OF SCHEDULE	RPI	RPI	RPI	RPI
DIV. I ONLY	2- 6	276	1- 0	76	87	188	188	18	18	
DIV. I NON-CONF.	2- 6	277	1- 0	74	86	188	188	18	18	
TOTALS	RPI 1-25	RPI 26-50	W-L RECORDS	RPI 51-100	RPI 101-150	RPI 150+				
2- 6	0- 2	0- 0	OVERALL	0- 1	1- 2	1- 1				
1- 3	0- 1	0- 0	HOME	0- 1	0- 0	1- 1				
1- 3	0- 1	0- 0	AWAY	0- 0	1- 2	0- 0				
0- 0	0- 0	0- 0	NEUTRAL	0- 0	0- 0	0- 0				
2- 6	0- 2	0- 0	NON-CONFERENCE	0- 1	1- 2	1- 1				
1- 3	0- 1	0- 0	HOME	0- 1	0- 0	1- 1				
1- 3	0- 1	0- 0	AWAY	0- 0	1- 2	0- 0				
0- 0	0- 0	0- 0	NEUTRAL	0- 0	0- 0	0- 0				
0- 0	0- 0	0- 0	CONFERENCE	0- 0	0- 0	0- 0				
0- 0	0- 0	0- 0	HOME	0- 0	0- 0	0- 0				
0- 0	0- 0	0- 0	AWAY	0- 0	0- 0	0- 0				
0- 0	0- 0	0- 0	NEUTRAL	0- 0	0- 0	0- 0				

RPI 1-25				RPI 26-50				RPI 51-100				RPI 101+ Team's RPI: 188			
RPI	S	Opponent	Score	RPI	S	Opponent	Score	RPI	S	Opponent	Score	RPI	S	Opponent	Score
13	A	Oregon	47 89					61	H	Yale	63 78	103	A	Central Mich.	63 79
14	H	South Dakota	76 80									122	A	Harvard	46 44
												130	A	Fordham	58 74
												151	H	Dayton	60 71
												285	H	North Dakota St.	72 61
LAST 12 Division I GAMES:															
122	A	Harvard	46 44	61	H	Yale	63 78	130	A	Fordham	58 74				
285	H	North Dakota St.	72 61	151	H	Dayton	60 71	13	A	Oregon	47 89				
103	A	Central Mich.	63 79	14	H	South Dakota	76 80								

Non-Div I Games:

Northeastern

■ Loss,
 ■ Non-Conf, S Site,
 ■ Home
 ■ Away
 N Neutral

Average RPI Win: 289		WON-LOST	WINNING	LAST 10	STRENGTH OF	OPP. STRENGTH	TEAM	ADJ.	CONF.	ADJ CONF.
Average RPI Loss: 198		RECORD	PCT. RANK	GAMES	SCHEDULE	OF SCHEDULE	RPI	RPI	RPI	RPI
DIV. I ONLY		2- 5	254	0- 1	209	336	284	284	19	19
DIV. I NON-CONF.		2- 5	254	0- 1	208	336	285	285	19	19
TOTALS	RPI 1-25	RPI 26-50		W-L RECORDS		RPI 51-100	RPI 101-150	RPI 150+		
2- 5	0- 0	0- 0		OVERALL		0- 0	0- 1	2- 4		
1- 1	0- 0	0- 0		HOME		0- 0	0- 0	1- 1		
1- 4	0- 0	0- 0		AWAY		0- 0	0- 1	1- 3		
0- 0	0- 0	0- 0		NEUTRAL		0- 0	0- 0	0- 0		
2- 5	0- 0	0- 0		NON-CONFERENCE		0- 0	0- 1	2- 4		
1- 1	0- 0	0- 0		HOME		0- 0	0- 0	1- 1		
1- 4	0- 0	0- 0		AWAY		0- 0	0- 1	1- 3		
0- 0	0- 0	0- 0		NEUTRAL		0- 0	0- 0	0- 0		
0- 0	0- 0	0- 0		CONFERENCE		0- 0	0- 0	0- 0		
0- 0	0- 0	0- 0		HOME		0- 0	0- 0	0- 0		
0- 0	0- 0	0- 0		AWAY		0- 0	0- 0	0- 0		
0- 0	0- 0	0- 0		NEUTRAL		0- 0	0- 0	0- 0		

RPI 1-25				RPI 26-50				RPI 51-100				RPI 101+				Team's RPI: 284	
RPI	S	Opponent	Score	RPI	S	Opponent	Score	RPI	S	Opponent	Score	RPI	S	Opponent	Score		
												109	A	New Mexico	76	83	
												160	A	Fresno St.	66	83	
												212	A	California Baptist	79	98	
												234	A	Houston Baptist	79	62	
												240	A	Rice	57	71	
												269	H	UC Davis	61	71	
												343	H	Seattle U	88	80	
LAST 12 Division I GAMES:																	
				234	A	Houston Baptist	79	62	269	H	UC Davis	61	71				
				240	A	Rice	57	71									
				160	A	Fresno St.	66	83									
				212	A	California Baptist	79	98									
				343	H	Seattle U	88	80									
				109	A	New Mexico	76	83									

Non-Div I Games:

Northern Ariz.

■ Loss, ■ Non-Conf, S Site, H Home A Away N Neutral

Average RPI Win:	274	WON-LOST	WINNING	LAST 10	STRENGTH OF	OPP. STRENGTH	TEAM	ADJ.	CONF.	ADJ CONF.
Average RPI Loss:	149	RECORD	PCT. RANK	GAMES	SCHEDULE	OF SCHEDULE	RPI	RPI	RPI	RPI
DIV. I ONLY	3- 5	222	0- 1	160	216	200	200	19	19	
DIV. I NON-CONF.	3- 5	224	0- 1	161	216	199	199	19	19	
TOTALS	RPI 1-25	RPI 26-50	W-L RECORDS	RPI 51-100	RPI 101-150	RPI 150+				
3- 5	0- 1	0- 0	OVERALL	0- 2	0- 0	3- 2				
1- 2	0- 0	0- 0	HOME	0- 1	0- 0	1- 1				
2- 3	0- 1	0- 0	AWAY	0- 1	0- 0	2- 1				
0- 0	0- 0	0- 0	NEUTRAL	0- 0	0- 0	0- 0				
3- 5	0- 1	0- 0	NON-CONFERENCE	0- 2	0- 0	3- 2				
1- 2	0- 0	0- 0	HOME	0- 1	0- 0	1- 1				
2- 3	0- 1	0- 0	AWAY	0- 1	0- 0	2- 1				
0- 0	0- 0	0- 0	NEUTRAL	0- 0	0- 0	0- 0				
0- 0	0- 0	0- 0	CONFERENCE	0- 0	0- 0	0- 0				
0- 0	0- 0	0- 0	HOME	0- 0	0- 0	0- 0				
0- 0	0- 0	0- 0	AWAY	0- 0	0- 0	0- 0				
0- 0	0- 0	0- 0	NEUTRAL	0- 0	0- 0	0- 0				

RPI 1-25				RPI 26-50				RPI 51-100				RPI 101+ Team's RPI: 200			
RPI	S	Opponent	Score	RPI	S	Opponent	Score	RPI	S	Opponent	Score	RPI	S	Opponent	Score
4	A	Stanford	36 90					51	A	UCLA	58 92	237	A	SMU	61 52
								95	H	San Francisco	83 90	288	H	Air Force	72 62
												293	H	Colorado St.	58 75
												297	A	Chattanooga	59 42
												300	A	Denver	55 74
LAST 12 Division I GAMES:															
293	H	Colorado St.	58 75	300	A	Denver	55 74	297	A	Chattanooga	59 42				
95	H	San Francisco	83 90	51	A	UCLA	58 92	288	H	Air Force	72 62				
				237	A	SMU	61 52	237	A	SMU	61 52				
				4	A	Stanford	36 90	4	A	Stanford	36 90				

Non-Div I Games:

Northern Colo.

■ Loss,
 ■ Non-Conf, S Site,
 ■ Home
 ■ Away
 N Neutral

Average RPI Win:	278	WON-LOST	WINNING	LAST 10	STRENGTH OF	OPP. STRENGTH	TEAM	ADJ.	CONF.	ADJ CONF.
Average RPI Loss:	72	RECORD	PCT. RANK	GAMES	SCHEDULE	OF SCHEDULE	RPI	RPI	RPI	RPI
DIV. I ONLY	3- 5	222	0- 1	141	140	158	158	11	11	
DIV. I NON-CONF.	3- 5	224	0- 1	142	140	157	157	11	11	
TOTALS	RPI 1-25	RPI 26-50	W-L RECORDS	RPI 51-100	RPI 101-150	RPI 150+				
3- 5	0- 3	0- 0	OVERALL	0- 0	0- 1	3- 1				
0- 1	0- 0	0- 0	HOME	0- 0	0- 1	0- 0				
2- 3	0- 2	0- 0	AWAY	0- 0	0- 0	2- 1				
1- 1	0- 1	0- 0	NEUTRAL	0- 0	0- 0	1- 0				
3- 5	0- 3	0- 0	NON-CONFERENCE	0- 0	0- 1	3- 1				
0- 1	0- 0	0- 0	HOME	0- 0	0- 1	0- 0				
2- 3	0- 2	0- 0	AWAY	0- 0	0- 0	2- 1				
1- 1	0- 1	0- 0	NEUTRAL	0- 0	0- 0	1- 0				
0- 0	0- 0	0- 0	CONFERENCE	0- 0	0- 0	0- 0				
0- 0	0- 0	0- 0	HOME	0- 0	0- 0	0- 0				
0- 0	0- 0	0- 0	AWAY	0- 0	0- 0	0- 0				
0- 0	0- 0	0- 0	NEUTRAL	0- 0	0- 0	0- 0				

RPI 1-25			RPI 26-50			RPI 51-100			RPI 101+			Team's RPI: 158
RPI	S	Opponent	Score	RPI	S	Opponent	Score	RPI	S	Opponent	Score	
14	N	South Dakota	48 91					122	H	Harvard	53 59	
21	A	Illinois St.	66 69					176	A	Milwaukee	65 78	
25	A	Purdue	63 68					257	N	Tennessee Tech	82 74	
								285	A	North Dakota St.	74 68	
								293	A	Colorado St.	80 75	
LAST 12 Division I GAMES:												
176	A	Milwaukee	65 78	21	A	Illinois St.	66 69					
14	N	South Dakota	48 91	293	A	Colorado St.	80 75					
257	N	Tennessee Tech	82 74	285	A	North Dakota St.	74 68					
25	A	Purdue	63 68	122	H	Harvard	53 59					

Non-Div I Games:

Northern Ill.

Average RPI Win:	304	WON-LOST	WINNING	LAST 10	STRENGTH OF	OPP. STRENGTH	TEAM	ADJ.	CONF.	ADJ CONF.
Average RPI Loss:	142	RECORD	PCT. RANK	GAMES	SCHEDULE	OF SCHEDULE	RPI	RPI	RPI	RPI
DIV. I ONLY	4- 5	189	0- 1	277	221	249	249	16	16	
DIV. I NON-CONF.	4- 5	188	0- 1	278	220	249	249	16	16	
TOTALS	RPI 1-25	RPI 26-50	W-L RECORDS	RPI 51-100	RPI 101-150	RPI 150+				
4- 5	0- 1	0- 1	OVERALL	0- 0	0- 0	4- 3				
2- 2	0- 1	0- 1	HOME	0- 0	0- 0	2- 0				
1- 3	0- 0	0- 0	AWAY	0- 0	0- 0	1- 3				
1- 0	0- 0	0- 0	NEUTRAL	0- 0	0- 0	1- 0				
4- 5	0- 1	0- 1	NON-CONFERENCE	0- 0	0- 0	4- 3				
2- 2	0- 1	0- 1	HOME	0- 0	0- 0	2- 0				
1- 3	0- 0	0- 0	AWAY	0- 0	0- 0	1- 3				
1- 0	0- 0	0- 0	NEUTRAL	0- 0	0- 0	1- 0				
0- 0	0- 0	0- 0	CONFERENCE	0- 0	0- 0	0- 0				
0- 0	0- 0	0- 0	HOME	0- 0	0- 0	0- 0				
0- 0	0- 0	0- 0	AWAY	0- 0	0- 0	0- 0				
0- 0	0- 0	0- 0	NEUTRAL	0- 0	0- 0	0- 0				

RPI 1-25				RPI 26-50				RPI 51-100				RPI 101+ Team's RPI: 249			
RPI	S	Opponent	Score	RPI	S	Opponent	Score	RPI	S	Opponent	Score	RPI	S	Opponent	Score
6	H	Louisville	57 85	37	H	Saint Louis	42 67					172	A	Belmont	45 62
												197	A	Eastern Ky.	62 69
												262	H	Omaha	57 40
												299	A	Lipscomb	69 71
												302	A	FIU	67 45
												314	H	Central Ark.	72 56
												337	N	Jacksonville St.	66 63
LAST 12 Division I GAMES:															
337	N	Jacksonville St.	66 63	6	H	Louisville	57 85	302	A	FIU	67 45				
314	H	Central Ark.	72 56					197	A	Eastern Ky.	62 69				
262	H	Omaha	57 40												
172	A	Belmont	45 62												
299	A	Lipscomb	69 71												
37	H	Saint Louis	42 67												

Non-Div I Games:

Northern Ky.

■ Loss,
 ■ Non-Conf, S Site,
 ■ Home
 ■ Away
 N Neutral

Northwestern

Through Games Of 12/8/19

Average RPI Win:	99	WON-LOST	WINNING	LAST 10	STRENGTH OF	OPP. STRENGTH	TEAM	ADJ.	CONF.	ADJ CONF.
Average RPI Loss:	7	RECORD	PCT. RANK	GAMES	SCHEDULE	OF SCHEDULE	RPI	RPI	RPI	RPI
DIV. I ONLY	7- 1	28	1- 0	22	47	10	10	2	2	
DIV. I NON-CONF.	7- 1	28	1- 0	22	47	10	10	2	2	
TOTALS	RPI 1-25	RPI 26-50	W-L RECORDS	RPI 51-100	RPI 101-150	RPI 150+				
7- 1	1- 1	1- 0	OVERALL	4- 0	0- 0	1- 0				
5- 1	0- 1	0- 0	HOME	4- 0	0- 0	1- 0				
2- 0	1- 0	1- 0	AWAY	0- 0	0- 0	0- 0				
0- 0	0- 0	0- 0	NEUTRAL	0- 0	0- 0	0- 0				
7- 1	1- 1	1- 0	NON-CONFERENCE	4- 0	0- 0	1- 0				
5- 1	0- 1	0- 0	HOME	4- 0	0- 0	1- 0				
2- 0	1- 0	1- 0	AWAY	0- 0	0- 0	0- 0				
0- 0	0- 0	0- 0	NEUTRAL	0- 0	0- 0	0- 0				
0- 0	0- 0	0- 0	CONFERENCE	0- 0	0- 0	0- 0				
0- 0	0- 0	0- 0	HOME	0- 0	0- 0	0- 0				
0- 0	0- 0	0- 0	AWAY	0- 0	0- 0	0- 0				
0- 0	0- 0	0- 0	NEUTRAL	0- 0	0- 0	0- 0				

RPI 1-25				Team's RPI: 10		RPI 26-50				RPI 51-100				RPI 101+					
RPI	S	Opponent	Score		RPI	S	Opponent	Score		RPI	S	Opponent	Score		RPI	S	Opponent	Score	
7	H	DePaul	68	70	50	A	Marquette	64	56	57	H	Colgate	73	44	295	H	Loyola Maryland	67	46
20	A	Duke	63	42						83	H	Dartmouth	79	37					
										90	H	Boston College	66	63					
										97	H	Valparaiso	69	48					
LAST 12 Division I GAMES:																			
20	A	Duke	63	42	83	H	Dartmouth	79	37										
50	A	Marquette	64	56	90	H	Boston College	66	63										
295	H	Loyola Maryland	67	46	7	H	DePaul	68	70										
					57	H	Colgate	73	44										
					97	H	Valparaiso	69	48										

Non-Div I Games:

Northwestern

■ Loss,
 ■ Non-Conf, S Site,
 ■ Home
 ■ Away
 N Neutral

Average RPI Win:	248	WON-LOST	WINNING	LAST 10	STRENGTH OF	OPP. STRENGTH	TEAM	ADJ.	CONF.	ADJ CONF.
Average RPI Loss:	254	RECORD	PCT. RANK	GAMES	SCHEDULE	OF SCHEDULE	RPI	RPI	RPI	RPI
DIV. I ONLY	1- 3	276	1- 0	349	300	347	347	26	26	
DIV. I NON-CONF.	1- 3	277	1- 0	349	302	347	347	26	26	
TOTALS	RPI 1-25	RPI 26-50	W-L RECORDS	RPI 51-100	RPI 101-150	RPI 150+				
1- 3	0- 0	0- 0	OVERALL	0- 0	0- 1	1- 2				
1- 1	0- 0	0- 0	HOME	0- 0	0- 0	1- 1				
0- 2	0- 0	0- 0	AWAY	0- 0	0- 1	0- 1				
0- 0	0- 0	0- 0	NEUTRAL	0- 0	0- 0	0- 0				
1- 3	0- 0	0- 0	NON-CONFERENCE	0- 0	0- 1	1- 2				
1- 1	0- 0	0- 0	HOME	0- 0	0- 0	1- 1				
0- 2	0- 0	0- 0	AWAY	0- 0	0- 1	0- 1				
0- 0	0- 0	0- 0	NEUTRAL	0- 0	0- 0	0- 0				
0- 0	0- 0	0- 0	CONFERENCE	0- 0	0- 0	0- 0				
0- 0	0- 0	0- 0	HOME	0- 0	0- 0	0- 0				
0- 0	0- 0	0- 0	AWAY	0- 0	0- 0	0- 0				
0- 0	0- 0	0- 0	NEUTRAL	0- 0	0- 0	0- 0				

RPI 1-25			RPI 26-50			RPI 51-100			RPI 101+			Team's RPI: 347
RPI	S	Opponent	Score	RPI	S	Opponent	Score	RPI	S	Opponent	Score	
								126	A	Texas Tech	49	79
								248	H	Grambling	65	61
								289	H	Jackson St.	49	66
								348	A	La.-Monroe	54	63
LAST 12 Division I GAMES:												
248	H	Grambling	65	61	289	H	Jackson St.	49	66			
126	A	Texas Tech	49	79								
348	A	La.-Monroe	54	63								

Non-Div I Games: LeTourneau 91 61 LSU-Shreveport 63 68 Central Baptist 61 59

Northwestern St.

Loss, Non-Conf, S Site, H Home A Away N Neutral

Average RPI Win:	178	WON-LOST	WINNING	LAST 10	STRENGTH OF	OPP. STRENGTH	TEAM	ADJ.	CONF.	ADJ CONF.
Average RPI Loss:	75	RECORD	PCT. RANK	GAMES	SCHEDULE	OF SCHEDULE	RPI	RPI	RPI	RPI
DIV. I ONLY	5- 6	188	0- 1	13	185	79	79	3	3	
DIV. I NON-CONF.	5- 6	187	0- 1	13	182	79	79	3	3	
TOTALS	RPI 1-25	RPI 26-50	W-L RECORDS	RPI 51-100	RPI 101-150	RPI 150+				
5- 6	0- 2	1- 1	OVERALL	0- 2	2- 0	2- 1				
2- 3	0- 0	0- 0	HOME	0- 2	0- 0	2- 1				
2- 1	0- 1	1- 0	AWAY	0- 0	1- 0	0- 0				
1- 2	0- 1	0- 1	NEUTRAL	0- 0	1- 0	0- 0				
5- 6	0- 2	1- 1	NON-CONFERENCE	0- 2	2- 0	2- 1				
2- 3	0- 0	0- 0	HOME	0- 2	0- 0	2- 1				
2- 1	0- 1	1- 0	AWAY	0- 0	1- 0	0- 0				
1- 2	0- 1	0- 1	NEUTRAL	0- 0	1- 0	0- 0				
0- 0	0- 0	0- 0	CONFERENCE	0- 0	0- 0	0- 0				
0- 0	0- 0	0- 0	HOME	0- 0	0- 0	0- 0				
0- 0	0- 0	0- 0	AWAY	0- 0	0- 0	0- 0				
0- 0	0- 0	0- 0	NEUTRAL	0- 0	0- 0	0- 0				

RPI 1-25				RPI 26-50				RPI 51-100				Team's RPI: 79	RPI 101+			
RPI	S	Opponent	Score	RPI	S	Opponent	Score	RPI	S	Opponent	Score		RPI	S	Opponent	Score
3	A	UConn	57 81	39	A	Michigan	76 72	59	H	Minnesota	67 75		130	A	Fordham	60 55
15	N	FGCU	60 69	49	N	South Dakota St.	59 65	100	H	Michigan St.	69 72		144	N	South Fla.	67 51
													224	H	Tennessee	63 74
													283	H	Toledo	54 51
													295	H	Loyola Maryland	84 60
LAST 12 Division I GAMES:																
39	A	Michigan	76 72	3	A	UConn	57 81	59	H	Minnesota	67 75		144	N	South Fla.	67 51
283	H	Toledo	54 51	49	N	South Dakota St.	59 65	15	N	FGCU	60 69		224	H	Tennessee	63 74
100	H	Michigan St.	69 72										283	H	Toledo	54 51
224	H	Tennessee	63 74										295	H	Loyola Maryland	84 60
295	H	Loyola Maryland	84 60													
130	A	Fordham	60 55													

Non-Div I Games:

Notre Dame

Average RPI Win:	321	WON-LOST	WINNING	LAST 10	STRENGTH OF	OPP. STRENGTH	TEAM	ADJ.	CONF.	ADJ CONF.
Average RPI Loss:	102	RECORD	PCT. RANK	GAMES	SCHEDULE	OF SCHEDULE	RPI	RPI	RPI	RPI
DIV. I ONLY	3- 4	199	0- 1	247	239	208	208	16	16	
DIV. I NON-CONF.	3- 4	198	0- 1	247	239	207	207	16	16	
TOTALS	RPI 1-25	RPI 26-50	W-L RECORDS	RPI 51-100	RPI 101-150	RPI 150+				
3- 4	0- 0	0- 2	OVERALL	0- 1	0- 0	3- 1				
0- 1	0- 0	0- 1	HOME	0- 0	0- 0	0- 0				
2- 3	0- 0	0- 1	AWAY	0- 1	0- 0	2- 1				
1- 0	0- 0	0- 0	NEUTRAL	0- 0	0- 0	1- 0				
3- 4	0- 0	0- 2	NON-CONFERENCE	0- 1	0- 0	3- 1				
0- 1	0- 0	0- 1	HOME	0- 0	0- 0	0- 0				
2- 3	0- 0	0- 1	AWAY	0- 1	0- 0	2- 1				
1- 0	0- 0	0- 0	NEUTRAL	0- 0	0- 0	1- 0				
0- 0	0- 0	0- 0	CONFERENCE	0- 0	0- 0	0- 0				
0- 0	0- 0	0- 0	HOME	0- 0	0- 0	0- 0				
0- 0	0- 0	0- 0	AWAY	0- 0	0- 0	0- 0				
0- 0	0- 0	0- 0	NEUTRAL	0- 0	0- 0	0- 0				

RPI 1-25				RPI 26-50				RPI 51-100				RPI 101+				Team's RPI: 208	
RPI	S	Opponent	Score	RPI	S	Opponent	Score	RPI	S	Opponent	Score	RPI	S	Opponent	Score		
				39	A	Michigan	64 79	100	A	Michigan St.	56 76	228	A	Niagara	63 77		
				41	H	Bradley	58 74					302	A	FIU	58 49		
												323	A	Chicago St.	98 70		
												337	N	Jacksonville St.	61 55		
LAST 12 Division I GAMES:																	
				41	H	Bradley	58 74	39	A	Michigan	64 79	337	N	Jacksonville St.	61 55		
								302	A	FIU	58 49						
								228	A	Niagara	63 77						
								100	A	Michigan St.	56 76						
								323	A	Chicago St.	98 70						

Non-Div I Games: Concordia (MI) 76 42

Oakland

■ Loss,
 ■ Non-Conf, S Site,
 ■ Home
 ■ Away
 N Neutral

Average RPI Win:	219	WON-LOST	WINNING	LAST 10	STRENGTH OF	OPP. STRENGTH	TEAM	ADJ.	CONF.	ADJ CONF.
Average RPI Loss:	89	RECORD	PCT. RANK	GAMES	SCHEDULE	OF SCHEDULE	RPI	RPI	RPI	RPI
DIV. I ONLY	6- 2	59	1- 0	218	145	99	99	11	11	
DIV. I NON-CONF.	6- 2	60	1- 0	217	144	100	100	11	11	
TOTALS	RPI 1-25	RPI 26-50	W-L RECORDS	RPI 51-100	RPI 101-150	RPI 150+				
6- 2	1- 0	0- 0	OVERALL	1- 1	0- 1	4- 0				
4- 0	0- 0	0- 0	HOME	1- 0	0- 0	3- 0				
1- 1	1- 0	0- 0	AWAY	0- 0	0- 1	0- 0				
1- 1	0- 0	0- 0	NEUTRAL	0- 1	0- 0	1- 0				
6- 2	1- 0	0- 0	NON-CONFERENCE	1- 1	0- 1	4- 0				
4- 0	0- 0	0- 0	HOME	1- 0	0- 0	3- 0				
1- 1	1- 0	0- 0	AWAY	0- 0	0- 1	0- 0				
1- 1	0- 0	0- 0	NEUTRAL	0- 1	0- 0	1- 0				
0- 0	0- 0	0- 0	CONFERENCE	0- 0	0- 0	0- 0				
0- 0	0- 0	0- 0	HOME	0- 0	0- 0	0- 0				
0- 0	0- 0	0- 0	AWAY	0- 0	0- 0	0- 0				
0- 0	0- 0	0- 0	NEUTRAL	0- 0	0- 0	0- 0				

RPI 1-25				RPI 26-50				RPI 51-100				Team's RPI: 99				RPI 101+			
RPI	S	Opponent	Score	RPI	S	Opponent	Score	RPI	S	Opponent	Score	RPI	S	Opponent	Score	RPI	S	Opponent	Score
12	A	Ohio St.	74 68					63	N	Butler	55 60	115	A	Syracuse	54 66				
								75	H	IUPUI	70 64	260	H	American	81 69				
												304	N	Pittsburgh	72 50				
												316	H	Marshall	67 51				
												349	H	Incarnate Word	78 41				
LAST 12 Division I GAMES:																			
				75	H	IUPUI	70 64					316	H	Marshall	67 51				
				63	N	Butler	55 60					260	H	American	81 69				
				304	N	Pittsburgh	72 50					115	A	Syracuse	54 66				
				349	H	Incarnate Word	78 41												
				12	A	Ohio St.	74 68												

Non-Div I Games:

Ohio

Average RPI Win:	104	WON-LOST	WINNING	LAST 10	STRENGTH OF	OPP. STRENGTH	TEAM	ADJ.	CONF.	ADJ CONF.
Average RPI Loss:	39	RECORD	PCT. RANK	GAMES	SCHEDULE	OF SCHEDULE	RPI	RPI	RPI	RPI
DIV. I ONLY	6- 3	85	1- 0	2	59	12	12	2	2	
DIV. I NON-CONF.	6- 3	83	1- 0	2	59	12	12	2	2	
TOTALS	RPI 1-25	RPI 26-50	W-L RECORDS	RPI 51-100	RPI 101-150	RPI 150+				
6- 3	1- 2	0- 0	OVERALL	3- 1	1- 0	1- 0				
2- 2	1- 1	0- 0	HOME	0- 1	0- 0	1- 0				
2- 0	0- 0	0- 0	AWAY	1- 0	1- 0	0- 0				
2- 1	0- 1	0- 0	NEUTRAL	2- 0	0- 0	0- 0				
6- 3	1- 2	0- 0	NON-CONFERENCE	3- 1	1- 0	1- 0				
2- 2	1- 1	0- 0	HOME	0- 1	0- 0	1- 0				
2- 0	0- 0	0- 0	AWAY	1- 0	1- 0	0- 0				
2- 1	0- 1	0- 0	NEUTRAL	2- 0	0- 0	0- 0				
0- 0	0- 0	0- 0	CONFERENCE	0- 0	0- 0	0- 0				
0- 0	0- 0	0- 0	HOME	0- 0	0- 0	0- 0				
0- 0	0- 0	0- 0	AWAY	0- 0	0- 0	0- 0				
0- 0	0- 0	0- 0	NEUTRAL	0- 0	0- 0	0- 0				

RPI	S	Opponent	Score	RPI	S	Opponent	Score	RPI	S	Opponent	Score	RPI	S	Opponent	Score
3	H	UConn	62 73					58	N	UNI	64 46	149	A	Cincinnati	78 73
6	H	Louisville	67 60					72	A	Kent St.	75 65	239	H	Radford	70 57
14	N	South Dakota	53 68					97	N	Valparaiso	89 38				
								99	H	Ohio	68 74				
LAST 12 Division I GAMES:															
14	N	South Dakota	53 68	239	H	Radford	70 57								
3	H	UConn	62 73	6	H	Louisville	67 60								
72	A	Kent St.	75 65	58	N	UNI	64 46								
99	H	Ohio	68 74												
149	A	Cincinnati	78 73												
97	N	Valparaiso	89 38												

Non-Div I Games:

Ohio St.

Average RPI Win:	144	WON-LOST	WINNING	LAST 10	STRENGTH OF	OPP. STRENGTH	TEAM	ADJ.	CONF.	ADJ CONF.
Average RPI Loss:	79	RECORD	PCT. RANK	GAMES	SCHEDULE	OF SCHEDULE	RPI	RPI	RPI	RPI
DIV. I ONLY	5- 4	144	1- 1	16	85	54	54	5	5	
DIV. I NON-CONF.	5- 4	143	1- 1	16	84	54	54	5	5	
TOTALS	RPI 1-25	RPI 26-50	W-L RECORDS	RPI 51-100	RPI 101-150	RPI 150+				
5- 4	0- 1	2- 1	OVERALL	0- 0	1- 1	2- 1				
5- 1	0- 1	2- 0	HOME	0- 0	1- 0	2- 0				
0- 3	0- 0	0- 1	AWAY	0- 0	0- 1	0- 1				
0- 0	0- 0	0- 0	NEUTRAL	0- 0	0- 0	0- 0				
5- 4	0- 1	2- 1	NON-CONFERENCE	0- 0	1- 1	2- 1				
5- 1	0- 1	2- 0	HOME	0- 0	1- 0	2- 0				
0- 3	0- 0	0- 1	AWAY	0- 0	0- 1	0- 1				
0- 0	0- 0	0- 0	NEUTRAL	0- 0	0- 0	0- 0				
0- 0	0- 0	0- 0	CONFERENCE	0- 0	0- 0	0- 0				
0- 0	0- 0	0- 0	HOME	0- 0	0- 0	0- 0				
0- 0	0- 0	0- 0	AWAY	0- 0	0- 0	0- 0				
0- 0	0- 0	0- 0	NEUTRAL	0- 0	0- 0	0- 0				

RPI 1-25				RPI 26-50				RPI 51-100				Team's RPI: 54		RPI 101+			
RPI	S	Opponent	Score	RPI	S	Opponent	Score	RPI	S	Opponent	Score	RPI	S	Opponent	Score		
2	H	Missouri St.	90 96	28	H	Abilene Christian	78 65					118	A	Houston	69 85		
				43	A	Western Ky.	63 74					142	H	SFA	75 62		
				47	H	LSU	90 68					152	A	Wichita St.	83 88		
												223	H	UAB	82 75		
												281	H	Prairie View	94 48		
LAST 12 Division I GAMES:																	
				118	A	Houston	69 85	223	H	UAB	82 75						
				142	H	SFA	75 62	2	H	Missouri St.	90 96						
				281	H	Prairie View	94 48	47	H	LSU	90 68						
								43	A	Western Ky.	63 74						
								152	A	Wichita St.	83 88						
								28	H	Abilene Christian	78 65						

Non-Div I Games:

Oklahoma

Average RPI Win:	173	WON-LOST	WINNING	LAST 10	STRENGTH OF	OPP. STRENGTH	TEAM	ADJ.	CONF.	ADJ CONF.
Average RPI Loss:	18	RECORD	PCT. RANK	GAMES	SCHEDULE	OF SCHEDULE	RPI	RPI	RPI	RPI
DIV. I ONLY	6- 3	85	0- 1	27	98	35	35	5	5	
DIV. I NON-CONF.	6- 3	83	0- 1	26	98	35	35	5	5	
TOTALS	RPI 1-25	RPI 26-50	W-L RECORDS	RPI 51-100	RPI 101-150	RPI 150+				
6- 3	0- 2	0- 1	OVERALL	1- 0	2- 0	3- 0				
4- 0	0- 0	0- 0	HOME	0- 0	2- 0	2- 0				
1- 1	0- 0	0- 1	AWAY	0- 0	0- 0	1- 0				
1- 2	0- 2	0- 0	NEUTRAL	1- 0	0- 0	0- 0				
6- 3	0- 2	0- 1	NON-CONFERENCE	1- 0	2- 0	3- 0				
4- 0	0- 0	0- 0	HOME	0- 0	2- 0	2- 0				
1- 1	0- 0	0- 1	AWAY	0- 0	0- 0	1- 0				
1- 2	0- 2	0- 0	NEUTRAL	1- 0	0- 0	0- 0				
0- 0	0- 0	0- 0	CONFERENCE	0- 0	0- 0	0- 0				
0- 0	0- 0	0- 0	HOME	0- 0	0- 0	0- 0				
0- 0	0- 0	0- 0	AWAY	0- 0	0- 0	0- 0				
0- 0	0- 0	0- 0	NEUTRAL	0- 0	0- 0	0- 0				

RPI 1-25				RPI 26-50				Team's RPI: 35	RPI 51-100				RPI 101+			
RPI	S	Opponent	Score	RPI	S	Opponent	Score		RPI	S	Opponent	Score	RPI	S	Opponent	Score
6	N	Louisville	48 69	34	A	Texas A&M	62 74		85	N	UT Arlington	60 47	116	H	Idaho	62 47
13	N	Oregon	72 89										150	H	Lamar University	74 53
													178	H	Idaho St.	70 52
													240	H	Rice	69 38
													266	A	Tulsa	78 48
LAST 12 Division I GAMES:																
34	A	Texas A&M	62 74	13	N	Oregon	72 89		240	H	Rice	69 38				
85	N	UT Arlington	60 47						178	H	Idaho St.	70 52				
6	N	Louisville	48 69						266	A	Tulsa	78 48				
									150	H	Lamar University	74 53				
									116	H	Idaho	62 47				

Non-Div I Games:

Oklahoma St.

Old Dominion

Through Games Of 12/8/19

Average RPI Win:	203	WON-LOST	WINNING	LAST 10	STRENGTH OF	OPP. STRENGTH	TEAM	ADJ.	CONF.	ADJ CONF.
Average RPI Loss:	22	RECORD	PCT. RANK	GAMES	SCHEDULE	OF SCHEDULE	RPI	RPI	RPI	RPI
DIV. I ONLY	7- 1	28	1- 0	231	129	53	53	13	13	
DIV. I NON-CONF.	7- 1	28	1- 0	230	129	53	53	13	13	
TOTALS	RPI 1-25	RPI 26-50	W-L RECORDS	RPI 51-100	RPI 101-150	RPI 150+				
7- 1	0- 1	0- 0	OVERALL	0- 0	3- 0	4- 0				
3- 0	0- 0	0- 0	HOME	0- 0	1- 0	2- 0				
3- 1	0- 1	0- 0	AWAY	0- 0	1- 0	2- 0				
1- 0	0- 0	0- 0	NEUTRAL	0- 0	1- 0	0- 0				
7- 1	0- 1	0- 0	NON-CONFERENCE	0- 0	3- 0	4- 0				
3- 0	0- 0	0- 0	HOME	0- 0	1- 0	2- 0				
3- 1	0- 1	0- 0	AWAY	0- 0	1- 0	2- 0				
1- 0	0- 0	0- 0	NEUTRAL	0- 0	1- 0	0- 0				
0- 0	0- 0	0- 0	CONFERENCE	0- 0	0- 0	0- 0				
0- 0	0- 0	0- 0	HOME	0- 0	0- 0	0- 0				
0- 0	0- 0	0- 0	AWAY	0- 0	0- 0	0- 0				
0- 0	0- 0	0- 0	NEUTRAL	0- 0	0- 0	0- 0				

RPI 1-25				RPI 26-50				RPI 51-100				Team's RPI: 53		RPI 101+			
RPI	S	Opponent	Score	RPI	S	Opponent	Score	RPI	S	Opponent	Score			RPI	S	Opponent	Score
22	A	Virginia	53 56											110	A	Auburn	89 77
														116	N	Idaho	67 55
														132	H	Campbell	59 44
														164	A	William & Mary	69 58
														263	H	UMES	48 39
														298	A	Cal Poly	61 55
														341	H	Winthrop	68 44
LAST 12 Division I GAMES:																	
				263	H	UMES	48 39					110	A	Auburn	89 77		
				164	A	William & Mary	69 58					132	H	Campbell	59 44		
				116	N	Idaho	67 55										
				298	A	Cal Poly	61 55										
				22	A	Virginia	53 56										
				341	H	Winthrop	68 44										

Non-Div I Games:

Old Dominion

Loss, Non-Conf, S Site, H Home A Away N Neutral

Average RPI Win:	277	WON-LOST	WINNING	LAST 10	STRENGTH OF	OPP. STRENGTH	TEAM	ADJ.	CONF.	ADJ CONF.
Average RPI Loss:	185	RECORD	PCT. RANK	GAMES	SCHEDULE	OF SCHEDULE	RPI	RPI	RPI	RPI
DIV. I ONLY	5- 4	144	0- 1	294	293	256	256	7	7	
DIV. I NON-CONF.	5- 4	143	0- 1	293	295	257	257	7	7	
TOTALS	RPI 1-25	RPI 26-50	W-L RECORDS	RPI 51-100	RPI 101-150	RPI 150+				
5- 4	0- 0	0- 0	OVERALL	0- 0	0- 2	5- 2				
4- 1	0- 0	0- 0	HOME	0- 0	0- 1	4- 0				
0- 2	0- 0	0- 0	AWAY	0- 0	0- 1	0- 1				
1- 1	0- 0	0- 0	NEUTRAL	0- 0	0- 0	1- 1				
5- 4	0- 0	0- 0	NON-CONFERENCE	0- 0	0- 2	5- 2				
4- 1	0- 0	0- 0	HOME	0- 0	0- 1	4- 0				
0- 2	0- 0	0- 0	AWAY	0- 0	0- 1	0- 1				
1- 1	0- 0	0- 0	NEUTRAL	0- 0	0- 0	1- 1				
0- 0	0- 0	0- 0	CONFERENCE	0- 0	0- 0	0- 0				
0- 0	0- 0	0- 0	HOME	0- 0	0- 0	0- 0				
0- 0	0- 0	0- 0	AWAY	0- 0	0- 0	0- 0				
0- 0	0- 0	0- 0	NEUTRAL	0- 0	0- 0	0- 0				

RPI	S	Opponent	Score	RPI	S	Opponent	Score	RPI	S	Opponent	Score	RPI	S	Opponent	Score	Team's RPI: 256
												126	A	Texas Tech	48	84
												131	H	New Orleans	64	69
												168	H	Sam Houston St.	75	69
												180	A	Southern Miss.	53	59
												218	H	Louisiana Tech	76	53
												304	N	Pittsburgh	50	58
												318	N	Alcorn	73	55
												334	H	Mississippi Val.	72	53
												348	H	La.-Monroe	66	42
LAST 12 Division I GAMES:																
218	H	Louisiana Tech	76	53	126	A	Texas Tech	48	84							
180	A	Southern Miss.	53	59	304	N	Pittsburgh	50	58							
131	H	New Orleans	64	69	318	N	Alcorn	73	55							
348	H	La.-Monroe	66	42	168	H	Sam Houston St.	75	69							
334	H	Mississippi Val.	72	53												

Non-Div I Games:

Ole Miss

■ Loss,
 ■ Non-Conf,
 ■ S Site,
 ■ H Home
 ■ A Away
 N Neutral

Average RPI Win:	236	WON-LOST	WINNING	LAST 10	STRENGTH OF	OPP. STRENGTH	TEAM	ADJ.	CONF.	ADJ CONF.
Average RPI Loss:	170	RECORD	PCT. RANK	GAMES	SCHEDULE	OF SCHEDULE	RPI	RPI	RPI	RPI
DIV. I ONLY	3- 6	231	0- 1	223	169	262	262	17	17	
DIV. I NON-CONF.	3- 6	231	0- 1	222	167	264	264	17	17	
TOTALS	RPI 1-25	RPI 26-50	W-L RECORDS	RPI 51-100	RPI 101-150	RPI 150+				
3- 6	0- 1	0- 1	OVERALL	0- 0	1- 0	2- 4				
2- 1	0- 1	0- 0	HOME	0- 0	1- 0	1- 0				
0- 4	0- 0	0- 1	AWAY	0- 0	0- 0	0- 3				
1- 1	0- 0	0- 0	NEUTRAL	0- 0	0- 0	1- 1				
3- 6	0- 1	0- 1	NON-CONFERENCE	0- 0	1- 0	2- 4				
2- 1	0- 1	0- 0	HOME	0- 0	1- 0	1- 0				
0- 4	0- 0	0- 1	AWAY	0- 0	0- 0	0- 3				
1- 1	0- 0	0- 0	NEUTRAL	0- 0	0- 0	1- 1				
0- 0	0- 0	0- 0	CONFERENCE	0- 0	0- 0	0- 0				
0- 0	0- 0	0- 0	HOME	0- 0	0- 0	0- 0				
0- 0	0- 0	0- 0	AWAY	0- 0	0- 0	0- 0				
0- 0	0- 0	0- 0	NEUTRAL	0- 0	0- 0	0- 0				

RPI 1-25				RPI 26-50				RPI 51-100				RPI 101+ Team's RPI: 262			
RPI	S	Opponent	Score	RPI	S	Opponent	Score	RPI	S	Opponent	Score	RPI	S	Opponent	Score
9	H	Creighton	54 67	33	A	Kansas	48 63					121	H	UMKC	57 53
												227	A	Eastern Ill.	52 65
												243	N	VCU	66 74
												249	A	Northern Ky.	40 57
												253	H	Morgan St.	70 64
												259	A	Kansas St.	48 73
												334	N	Mississippi Val.	78 70
LAST 12 Division I GAMES:															
227	A	Eastern Ill.	52 65	121	H	UMKC	57 53								
259	A	Kansas St.	48 73	334	N	Mississippi Val.	78 70								
9	H	Creighton	54 67	243	N	VCU	66 74								
				249	A	Northern Ky.	40 57								
				253	H	Morgan St.	70 64								
				33	A	Kansas	48 63								

Non-Div I Games: Peru St. 92 58

Omaha

Oral Roberts

Through Games Of 12/8/19

Average RPI Win:	171	WON-LOST	WINNING	LAST 10	STRENGTH OF	OPP. STRENGTH	TEAM	ADJ.	CONF.	ADJ CONF.
Average RPI Loss:	187	RECORD	PCT. RANK	GAMES	SCHEDULE	OF SCHEDULE	RPI	RPI	RPI	RPI
DIV. I ONLY	3- 6	231	0- 1	105	288	225	225	17	17	
DIV. I NON-CONF.	3- 6	231	0- 1	105	289	225	225	17	17	
TOTALS	RPI 1-25	RPI 26-50	W-L RECORDS	RPI 51-100	RPI 101-150	RPI 150+				
3- 6	0- 0	0- 1	OVERALL	0- 0	0- 1	3- 4				
3- 1	0- 0	0- 0	HOME	0- 0	0- 0	3- 1				
0- 5	0- 0	0- 1	AWAY	0- 0	0- 1	0- 3				
0- 0	0- 0	0- 0	NEUTRAL	0- 0	0- 0	0- 0				
3- 6	0- 0	0- 1	NON-CONFERENCE	0- 0	0- 1	3- 4				
3- 1	0- 0	0- 0	HOME	0- 0	0- 0	3- 1				
0- 5	0- 0	0- 1	AWAY	0- 0	0- 1	0- 3				
0- 0	0- 0	0- 0	NEUTRAL	0- 0	0- 0	0- 0				
0- 0	0- 0	0- 0	CONFERENCE	0- 0	0- 0	0- 0				
0- 0	0- 0	0- 0	HOME	0- 0	0- 0	0- 0				
0- 0	0- 0	0- 0	AWAY	0- 0	0- 0	0- 0				
0- 0	0- 0	0- 0	NEUTRAL	0- 0	0- 0	0- 0				

RPI 1-25			RPI 26-50			RPI 51-100			RPI 101+			Team's RPI: 225
RPI	S	Opponent	Score	RPI	S	Opponent	Score	RPI	S	Opponent	Score	
				32	A	Arkansas	64 96					
								137	A	Southern Utah	58 72	
								152	H	Wichita St.	79 66	
								168	H	Sam Houston St.	64 41	
								192	H	Texas St.	63 57	
								194	A	Utah	58 78	
								234	H	Houston Baptist	73 74	
								259	A	Kansas St.	69 109	
								266	A	Tulsa	65 67	
LAST 12 Division I GAMES:												
194	A	Utah	58 78	266	A	Tulsa	65 67					
137	A	Southern Utah	58 72	259	A	Kansas St.	69 109					
168	H	Sam Houston St.	64 41	32	A	Arkansas	64 96					
234	H	Houston Baptist	73 74	152	H	Wichita St.	79 66					
				192	H	Texas St.	63 57					

Non-Div I Games: Cent. Christian (KS114 60

Oral Roberts

Loss, Non-Conf, S Site, H Home A Away N Neutral

Average RPI Win:	115	WON-LOST	WINNING	LAST 10	STRENGTH OF	OPP. STRENGTH	TEAM	ADJ.	CONF.	ADJ CONF.
Average RPI Loss:	6	RECORD	PCT. RANK	GAMES	SCHEDULE	OF SCHEDULE	RPI	RPI	RPI	RPI
DIV. I ONLY	7- 1	28	1- 0	68	8	13	13	1	1	
DIV. I NON-CONF.	7- 1	28	1- 0	67	8	13	13	1	1	
TOTALS	RPI 1-25	RPI 26-50	W-L RECORDS	RPI 51-100	RPI 101-150	RPI 150+				
7- 1	0- 1	2- 0	OVERALL	2- 0	1- 0	2- 0				
4- 0	0- 0	1- 0	HOME	1- 0	0- 0	2- 0				
1- 0	0- 0	0- 0	AWAY	0- 0	1- 0	0- 0				
2- 1	0- 1	1- 0	NEUTRAL	1- 0	0- 0	0- 0				
7- 1	0- 1	2- 0	NON-CONFERENCE	2- 0	1- 0	2- 0				
4- 0	0- 0	1- 0	HOME	1- 0	0- 0	2- 0				
1- 0	0- 0	0- 0	AWAY	0- 0	1- 0	0- 0				
2- 1	0- 1	1- 0	NEUTRAL	1- 0	0- 0	0- 0				
0- 0	0- 0	0- 0	CONFERENCE	0- 0	0- 0	0- 0				
0- 0	0- 0	0- 0	HOME	0- 0	0- 0	0- 0				
0- 0	0- 0	0- 0	AWAY	0- 0	0- 0	0- 0				
0- 0	0- 0	0- 0	NEUTRAL	0- 0	0- 0	0- 0				

RPI	S	Opponent	Score	RPI	S	Opponent	Score	RPI	S	Opponent	Score	RPI	S	Opponent	Score
6	N	Louisville	62 72	35	N	Oklahoma St.	89 72	69	H	Texas Southern	99 63	115	A	Syracuse	81 64
				49	H	South Dakota St.	95 56	85	N	UT Arlington	91 54	188	H	Northeastern	89 47
												267	H	Utah St.	109 52
LAST 12 Division I GAMES:															
6	N	Louisville	62 72	49	H	South Dakota St.	95 56								
85	N	UT Arlington	91 54	188	H	Northeastern	89 47								
35	N	Oklahoma St.	89 72												
115	A	Syracuse	81 64												
69	H	Texas Southern	99 63												
267	H	Utah St.	109 52												

Non-Div I Games:

Oregon

Average RPI Win:	100	WON-LOST	WINNING	LAST 10	STRENGTH OF	OPP. STRENGTH	TEAM	ADJ.	CONF.	ADJ CONF.
Average RPI Loss:	0	RECORD	PCT. RANK	GAMES	SCHEDULE	OF SCHEDULE	RPI	RPI	RPI	RPI
DIV. I ONLY	8- 0	1	1- 0	5	22	1	1	1	1	1
DIV. I NON-CONF.	8- 0	1	1- 0	5	22	1	1	1	1	1
TOTALS	RPI 1-25	RPI 26-50	W-L RECORDS	RPI 51-100	RPI 101-150	RPI 150+				
8- 0	2- 0	1- 0	OVERALL	1- 0	1- 0	3- 0				
6- 0	2- 0	1- 0	HOME	0- 0	1- 0	2- 0				
1- 0	0- 0	0- 0	AWAY	1- 0	0- 0	0- 0				
1- 0	0- 0	0- 0	NEUTRAL	0- 0	0- 0	1- 0				
8- 0	2- 0	1- 0	NON-CONFERENCE	1- 0	1- 0	3- 0				
6- 0	2- 0	1- 0	HOME	0- 0	1- 0	2- 0				
1- 0	0- 0	0- 0	AWAY	1- 0	0- 0	0- 0				
1- 0	0- 0	0- 0	NEUTRAL	0- 0	0- 0	1- 0				
0- 0	0- 0	0- 0	CONFERENCE	0- 0	0- 0	0- 0				
0- 0	0- 0	0- 0	HOME	0- 0	0- 0	0- 0				
0- 0	0- 0	0- 0	AWAY	0- 0	0- 0	0- 0				
0- 0	0- 0	0- 0	NEUTRAL	0- 0	0- 0	0- 0				

RPI 1-25				Team's RPI: 1				RPI 26-50				RPI 51-100				RPI 101+			
RPI	S	Opponent	Score					RPI	S	Opponent	Score					RPI	S	Opponent	Score
2	H	Missouri St.	80 69					45	H	Pacific	69 57					67	A	Miami (FL)	75 53
7	H	DePaul	98 77													137	H	Southern Utah	95 45
																154	H	Hawaii	64 32
																183	H	UC Irvine	86 57
																201	N	Liberty	68 55
LAST 12 Division I GAMES:																			
								67	A	Miami (FL)	75 53					45	H	Pacific	69 57
								137	H	Southern Utah	95 45					2	H	Missouri St.	80 69
								183	H	UC Irvine	86 57					7	H	DePaul	98 77
																154	H	Hawaii	64 32
																201	N	Liberty	68 55

Non-Div I Games:

Oregon St.

Average RPI Win:	186	WON-LOST	WINNING	LAST 10	STRENGTH OF	OPP. STRENGTH	TEAM	ADJ.	CONF.	ADJ CONF.
Average RPI Loss:	36	RECORD	PCT. RANK	GAMES	SCHEDULE	OF SCHEDULE	RPI	RPI	RPI	RPI
DIV. I ONLY	6- 2	59	1- 0	163	13	45	45	12	12	
DIV. I NON-CONF.	6- 2	60	1- 0	163	13	45	45	12	12	
TOTALS	RPI 1-25	RPI 26-50	W-L RECORDS	RPI 51-100	RPI 101-150	RPI 150+				
6- 2	0- 1	0- 0	OVERALL	1- 1	1- 0	4- 0				
4- 0	0- 0	0- 0	HOME	0- 0	1- 0	3- 0				
2- 2	0- 1	0- 0	AWAY	1- 1	0- 0	1- 0				
0- 0	0- 0	0- 0	NEUTRAL	0- 0	0- 0	0- 0				
6- 2	0- 1	0- 0	NON-CONFERENCE	1- 1	1- 0	4- 0				
4- 0	0- 0	0- 0	HOME	0- 0	1- 0	3- 0				
2- 2	0- 1	0- 0	AWAY	1- 1	0- 0	1- 0				
0- 0	0- 0	0- 0	NEUTRAL	0- 0	0- 0	0- 0				
0- 0	0- 0	0- 0	CONFERENCE	0- 0	0- 0	0- 0				
0- 0	0- 0	0- 0	HOME	0- 0	0- 0	0- 0				
0- 0	0- 0	0- 0	AWAY	0- 0	0- 0	0- 0				
0- 0	0- 0	0- 0	NEUTRAL	0- 0	0- 0	0- 0				

RPI 1-25				RPI 26-50		Team's RPI: 45		RPI 51-100				RPI 101+			
RPI	S	Opponent	Score	RPI	S	Opponent	Score	RPI	S	Opponent	Score	RPI	S	Opponent	Score
1	A	Oregon St.	57 69					62	A	Drexel	58 51	121	H	UMKC	89 60
								70	A	CSU Bakersfield	70 80	211	H	Weber St.	76 53
												216	H	Indiana St.	83 66
												237	H	SMU	77 49
												271	A	UC Santa Barbara	63 53
LAST 12 Division I GAMES:															
62	A	Drexel	58 51	70	A	CSU Bakersfield	70 80	271	A	UC Santa Barbara	63 53	216	H	Indiana St.	83 66
237	H	SMU	77 49	211	H	Weber St.	76 53	121	H	UMKC	89 60				
1	A	Oregon St.	57 69												

Non-Div I Games:

Pacific

Average RPI Win:	214	WON-LOST	WINNING	LAST 10	STRENGTH OF	OPP. STRENGTH	TEAM	ADJ.	CONF.	ADJ CONF.
Average RPI Loss:	20	RECORD	PCT. RANK	GAMES	SCHEDULE	OF SCHEDULE	RPI	RPI	RPI	RPI
DIV. I ONLY	7- 1	28	1- 0	318	15	87	87	8	8	
DIV. I NON-CONF.	7- 1	28	1- 0	318	15	89	89	8	8	
TOTALS	RPI 1-25	RPI 26-50	W-L RECORDS	RPI 51-100	RPI 101-150	RPI 150+				
7- 1	0- 1	0- 0	OVERALL	0- 0	1- 0	6- 0				
4- 0	0- 0	0- 0	HOME	0- 0	0- 0	4- 0				
3- 1	0- 1	0- 0	AWAY	0- 0	1- 0	2- 0				
0- 0	0- 0	0- 0	NEUTRAL	0- 0	0- 0	0- 0				
7- 1	0- 1	0- 0	NON-CONFERENCE	0- 0	1- 0	6- 0				
4- 0	0- 0	0- 0	HOME	0- 0	0- 0	4- 0				
3- 1	0- 1	0- 0	AWAY	0- 0	1- 0	2- 0				
0- 0	0- 0	0- 0	NEUTRAL	0- 0	0- 0	0- 0				
0- 0	0- 0	0- 0	CONFERENCE	0- 0	0- 0	0- 0				
0- 0	0- 0	0- 0	HOME	0- 0	0- 0	0- 0				
0- 0	0- 0	0- 0	AWAY	0- 0	0- 0	0- 0				
0- 0	0- 0	0- 0	NEUTRAL	0- 0	0- 0	0- 0				

RPI 1-25				RPI 26-50				RPI 51-100				RPI 101+			
RPI	S	Opponent	Score	RPI	S	Opponent	Score	RPI	S	Opponent	Score	RPI	S	Opponent	Score
20	A	Duke	50 66									138	A	La Salle	65 49
												189	A	Saint Joseph's	55 45
												195	H	Siena	92 44
												196	H	Stetson	81 41
												241	A	NJIT	85 51
												244	H	Iona	74 42
												292	H	Hartford	74 46
LAST 12 Division I GAMES:															
138	A	La Salle	65 49	196	H	Stetson	81 41								
292	H	Hartford	74 46	195	H	Siena	92 44								
20	A	Duke	50 66												
189	A	Saint Joseph's	55 45												
244	H	Iona	74 42												
241	A	NJIT	85 51												

Non-Div I Games:

Penn

Average RPI Win:	246	WON-LOST	WINNING	LAST 10	STRENGTH OF	OPP. STRENGTH	TEAM	ADJ.	CONF.	ADJ CONF.
Average RPI Loss:	170	RECORD	PCT. RANK	GAMES	SCHEDULE	OF SCHEDULE	RPI	RPI	RPI	RPI
DIV. I ONLY	5- 4	144	1- 0	306	155	272	272	2	2	
DIV. I NON-CONF.	5- 4	143	1- 0	306	154	273	273	2	2	
TOTALS	RPI 1-25	RPI 26-50	W-L RECORDS	RPI 51-100	RPI 101-150	RPI 150+				
5- 4	0- 0	0- 0	OVERALL	0- 1	1- 1	4- 2				
3- 3	0- 0	0- 0	HOME	0- 1	1- 1	2- 1				
1- 0	0- 0	0- 0	AWAY	0- 0	0- 0	1- 0				
1- 1	0- 0	0- 0	NEUTRAL	0- 0	0- 0	1- 1				
5- 4	0- 0	0- 0	NON-CONFERENCE	0- 1	1- 1	4- 2				
3- 3	0- 0	0- 0	HOME	0- 1	1- 1	2- 1				
1- 0	0- 0	0- 0	AWAY	0- 0	0- 0	1- 0				
1- 1	0- 0	0- 0	NEUTRAL	0- 0	0- 0	1- 1				
0- 0	0- 0	0- 0	CONFERENCE	0- 0	0- 0	0- 0				
0- 0	0- 0	0- 0	HOME	0- 0	0- 0	0- 0				
0- 0	0- 0	0- 0	AWAY	0- 0	0- 0	0- 0				
0- 0	0- 0	0- 0	NEUTRAL	0- 0	0- 0	0- 0				

RPI 1-25			RPI 26-50			RPI 51-100			RPI 101+			Team's RPI: 272
RPI	S	Opponent	Score	RPI	S	Opponent	Score	RPI	S	Opponent	Score	
						96 H Rider	70 78	130 H Fordham			72 59	
								138 H La Salle			67 69	
								167 H George Mason			68 78	
								191 H Clemson			68 55	
								273 A Towson			73 67	
								279 N Long Beach St.			56 64	
								304 H Pittsburgh			78 73	
								331 N N.C. Central			92 68	
LAST 12 Division I GAMES:												
138	H	La Salle	67 69	331	N	N.C. Central	92 68					
130	H	Fordham	72 59	304	H	Pittsburgh	78 73					
96	H	Rider	70 78	279	N	Long Beach St.	56 64					
273	A	Towson	73 67	167	H	George Mason	68 78					
				191	H	Clemson	68 55					

Non-Div I Games:

Penn St.

Average RPI Win:	281	WON-LOST	WINNING	LAST 10	STRENGTH OF	OPP. STRENGTH	TEAM	ADJ.	CONF.	ADJ CONF.
Average RPI Loss:	160	RECORD	PCT. RANK	GAMES	SCHEDULE	OF SCHEDULE	RPI	RPI	RPI	RPI
DIV. I ONLY	3- 3	160	0- 1	342	60	290	290	12	12	
DIV. I NON-CONF.	3- 3	160	0- 1	342	60	290	290	12	12	
TOTALS	RPI 1-25	RPI 26-50	W-L RECORDS	RPI 51-100	RPI 101-150	RPI 150+				
3- 3	0- 0	0- 0	OVERALL	0- 1	0- 0	3- 2				
1- 2	0- 0	0- 0	HOME	0- 0	0- 0	1- 2				
2- 1	0- 0	0- 0	AWAY	0- 1	0- 0	2- 0				
0- 0	0- 0	0- 0	NEUTRAL	0- 0	0- 0	0- 0				
3- 3	0- 0	0- 0	NON-CONFERENCE	0- 1	0- 0	3- 2				
1- 2	0- 0	0- 0	HOME	0- 0	0- 0	1- 2				
2- 1	0- 0	0- 0	AWAY	0- 1	0- 0	2- 0				
0- 0	0- 0	0- 0	NEUTRAL	0- 0	0- 0	0- 0				
0- 0	0- 0	0- 0	CONFERENCE	0- 0	0- 0	0- 0				
0- 0	0- 0	0- 0	HOME	0- 0	0- 0	0- 0				
0- 0	0- 0	0- 0	AWAY	0- 0	0- 0	0- 0				
0- 0	0- 0	0- 0	NEUTRAL	0- 0	0- 0	0- 0				

RPI 1-25				RPI 26-50				RPI 51-100				RPI 101+				Team's RPI: 290	
RPI	S	Opponent	Score	RPI	S	Opponent	Score	RPI	S	Opponent	Score	RPI	S	Opponent	Score		
								84	A	Washington St.	48	85	154	H	Hawaii	51	52
													222	A	Eastern Wash.	53	52
													242	H	UNLV	44	69
													298	H	Cal Poly	63	53
													323	A	New Mexico St.	72	69
LAST 12 Division I GAMES:																	
				242	H	UNLV	44	69	323	A	New Mexico St.	72	69				
				222	A	Eastern Wash.	53	52	154	H	Hawaii	51	52				
									298	H	Cal Poly	63	53				
									84	A	Washington St.	48	85				

Non-Div I Games: Concordia (CA) 76 57 Cal St. L.A. 79 56

Pepperdine

Average RPI Win:	315	WON-LOST	WINNING	LAST 10	STRENGTH OF	OPP. STRENGTH	TEAM	ADJ.	CONF.	ADJ CONF.
Average RPI Loss:	163	RECORD	PCT. RANK	GAMES	SCHEDULE	OF SCHEDULE	RPI	RPI	RPI	RPI
DIV. I ONLY	3- 6	231	0- 1	240	316	304	304	3	3	
DIV. I NON-CONF.	3- 6	231	0- 1	240	316	304	304	3	3	
TOTALS	RPI 1-25	RPI 26-50	W-L RECORDS	RPI 51-100	RPI 101-150	RPI 150+				
3- 6	0- 0	0- 0	OVERALL	0- 1	0- 3	3- 2				
2- 3	0- 0	0- 0	HOME	0- 0	0- 2	2- 1				
0- 2	0- 0	0- 0	AWAY	0- 0	0- 1	0- 1				
1- 1	0- 0	0- 0	NEUTRAL	0- 1	0- 0	1- 0				
3- 6	0- 0	0- 0	NON-CONFERENCE	0- 1	0- 3	3- 2				
2- 3	0- 0	0- 0	HOME	0- 0	0- 2	2- 1				
0- 2	0- 0	0- 0	AWAY	0- 0	0- 1	0- 1				
1- 1	0- 0	0- 0	NEUTRAL	0- 1	0- 0	1- 0				
0- 0	0- 0	0- 0	CONFERENCE	0- 0	0- 0	0- 0				
0- 0	0- 0	0- 0	HOME	0- 0	0- 0	0- 0				
0- 0	0- 0	0- 0	AWAY	0- 0	0- 0	0- 0				
0- 0	0- 0	0- 0	NEUTRAL	0- 0	0- 0	0- 0				

RPI 1-25			RPI 26-50			RPI 51-100			RPI 101+			Team's RPI: 304
RPI	S	Opponent	Score	RPI	S	Opponent	Score	RPI	S	Opponent	Score	
						99 N Ohio	50 72			111 A UCF	58 74	
										127 H Stony Brook	56 59	
										148 H Duquesne	62 81	
										221 H Georgetown	56 66	
										256 N Ole Miss	58 50	
										272 A Penn St.	73 78	
										342 H Central Conn. St.	81 73	
										346 H Fairleigh Dickinson	69 60	
LAST 12 Division I GAMES:												
						256 N Ole Miss	58 50			127 H Stony Brook	56 59	
						99 N Ohio	50 72			272 A Penn St.	73 78	
						148 H Duquesne	62 81			111 A UCF	58 74	
						346 H Fairleigh Dickinson	69 60					
						221 H Georgetown	56 66					
						342 H Central Conn. St.	81 73					

Non-Div I Games:

Pittsburgh

Average RPI Win:	242	WON-LOST	WINNING	LAST 10	STRENGTH OF	OPP. STRENGTH	TEAM	ADJ.	CONF.	ADJ CONF.
Average RPI Loss:	110	RECORD	PCT. RANK	GAMES	SCHEDULE	OF SCHEDULE	RPI	RPI	RPI	RPI
DIV. I ONLY	5- 3	105	1- 0	243	154	163	163	12	12	
DIV. I NON-CONF.	5- 3	104	1- 0	243	153	160	160	12	12	
TOTALS	RPI 1-25	RPI 26-50	W-L RECORDS	RPI 51-100	RPI 101-150	RPI 150+				
5- 3	0- 0	0- 1	OVERALL	0- 1	0- 0	5- 1				
2- 2	0- 0	0- 1	HOME	0- 1	0- 0	2- 0				
3- 1	0- 0	0- 0	AWAY	0- 0	0- 0	3- 1				
0- 0	0- 0	0- 0	NEUTRAL	0- 0	0- 0	0- 0				
5- 3	0- 0	0- 1	NON-CONFERENCE	0- 1	0- 0	5- 1				
2- 2	0- 0	0- 1	HOME	0- 1	0- 0	2- 0				
3- 1	0- 0	0- 0	AWAY	0- 0	0- 0	3- 1				
0- 0	0- 0	0- 0	NEUTRAL	0- 0	0- 0	0- 0				
0- 0	0- 0	0- 0	CONFERENCE	0- 0	0- 0	0- 0				
0- 0	0- 0	0- 0	HOME	0- 0	0- 0	0- 0				
0- 0	0- 0	0- 0	AWAY	0- 0	0- 0	0- 0				
0- 0	0- 0	0- 0	NEUTRAL	0- 0	0- 0	0- 0				

RPI 1-25				RPI 26-50				RPI 51-100				RPI 101+				Team's RPI: 163	
RPI	S	Opponent	Score	RPI	S	Opponent	Score	RPI	S	Opponent	Score	RPI	S	Opponent	Score		
				28	H	Abilene Christian	69 76	71	H	Loyola Chicago	64 78	160	H	Fresno St.	75 64		
												211	A	Weber St.	78 59		
												232	A	CSUN	64 73		
												267	A	Utah St.	70 64		
												282	H	Grand Canyon	73 41		
												288	A	Air Force	72 56		
LAST 12 Division I GAMES:																	
				160	H	Fresno St.	75 64	282	H	Grand Canyon	73 41						
				211	A	Weber St.	78 59	71	H	Loyola Chicago	64 78						
				267	A	Utah St.	70 64	28	H	Abilene Christian	69 76						
								288	A	Air Force	72 56						
								232	A	CSUN	64 73						

Non-Div I Games: Warner Pacific 78 36

Portland

Average RPI Win:	266	WON-LOST	WINNING	LAST 10	STRENGTH OF	OPP. STRENGTH	TEAM	ADJ.	CONF.	ADJ CONF.
Average RPI Loss:	123	RECORD	PCT. RANK	GAMES	SCHEDULE	OF SCHEDULE	RPI	RPI	RPI	RPI
DIV. I ONLY	4- 3	129	0- 2	296	91	171	171	19	19	
DIV. I NON-CONF.	4- 3	130	0- 2	295	91	169	169	19	19	
TOTALS	RPI 1-25	RPI 26-50	W-L RECORDS	RPI 51-100	RPI 101-150	RPI 150+				
4- 3	0- 0	0- 0	OVERALL	0- 1	0- 1	4- 1				
2- 0	0- 0	0- 0	HOME	0- 0	0- 0	2- 0				
2- 2	0- 0	0- 0	AWAY	0- 1	0- 1	2- 0				
0- 1	0- 0	0- 0	NEUTRAL	0- 0	0- 0	0- 1				
4- 3	0- 0	0- 0	NON-CONFERENCE	0- 1	0- 1	4- 1				
2- 0	0- 0	0- 0	HOME	0- 0	0- 0	2- 0				
2- 2	0- 0	0- 0	AWAY	0- 1	0- 1	2- 0				
0- 1	0- 0	0- 0	NEUTRAL	0- 0	0- 0	0- 1				
0- 0	0- 0	0- 0	CONFERENCE	0- 0	0- 0	0- 0				
0- 0	0- 0	0- 0	HOME	0- 0	0- 0	0- 0				
0- 0	0- 0	0- 0	AWAY	0- 0	0- 0	0- 0				
0- 0	0- 0	0- 0	NEUTRAL	0- 0	0- 0	0- 0				

RPI 1-25			RPI 26-50			RPI 51-100			RPI 101+			Team's RPI: 171
RPI	S	Opponent	Score	RPI	S	Opponent	Score	RPI	S	Opponent	Score	
						65 A Boise St.	57 82	121 A UMKC			69 87	
								183 A UC Irvine			70 61	
								183 N UC Irvine			75 83	
								269 A UC Davis			76 70	
								282 H Grand Canyon			69 46	
								328 H Nevada			80 75	
LAST 12 Division I GAMES:												
121 A		UMKC	69 87	183 A		UC Irvine	70 61					
183 N		UC Irvine	75 83	269 A		UC Davis	76 70					
282 H		Grand Canyon	69 46	328 H		Nevada	80 75					
				65 A		Boise St.	57 82					

Non-Div I Games: Multnomah 104 48

Portland St.

Average RPI Win:	0	WON-LOST	WINNING	LAST 10	STRENGTH OF	OPP. STRENGTH	TEAM	ADJ.	CONF.	ADJ CONF.
Average RPI Loss:	117	RECORD	PCT. RANK	GAMES	SCHEDULE	OF SCHEDULE	RPI	RPI	RPI	RPI
DIV. I ONLY	0- 6	333	0- 2	59	195	281	281	28	28	
DIV. I NON-CONF.	0- 6	333	0- 2	58	194	282	282	28	28	
TOTALS	RPI 1-25	RPI 26-50	W-L RECORDS	RPI 51-100	RPI 101-150	RPI 150+				
0- 6	0- 0	0- 2	OVERALL	0- 1	0- 0	0- 3				
0- 1	0- 0	0- 0	HOME	0- 0	0- 0	0- 1				
0- 3	0- 0	0- 2	AWAY	0- 1	0- 0	0- 0				
0- 2	0- 0	0- 0	NEUTRAL	0- 0	0- 0	0- 2				
0- 6	0- 0	0- 2	NON-CONFERENCE	0- 1	0- 0	0- 3				
0- 1	0- 0	0- 0	HOME	0- 0	0- 0	0- 1				
0- 3	0- 0	0- 2	AWAY	0- 1	0- 0	0- 0				
0- 2	0- 0	0- 0	NEUTRAL	0- 0	0- 0	0- 2				
0- 0	0- 0	0- 0	CONFERENCE	0- 0	0- 0	0- 0				
0- 0	0- 0	0- 0	HOME	0- 0	0- 0	0- 0				
0- 0	0- 0	0- 0	AWAY	0- 0	0- 0	0- 0				
0- 0	0- 0	0- 0	NEUTRAL	0- 0	0- 0	0- 0				

RPI 1-25				RPI 26-50				RPI 51-100				RPI 101+				Team's RPI: 281	
RPI	S	Opponent	Score	RPI	S	Opponent	Score	RPI	S	Opponent	Score	RPI	S	Opponent	Score		
				34	A	Texas A&M	38 80	54	A	Oklahoma	48 94	153	N	Miami (OH)	52 65		
				38	A	Arizona	48 83					179	H	Florida	44 51		
												246	N	A&M-Corpus Christi	52 64		
LAST 12 Division I GAMES:																	
				179	H	Florida	44 51	153	N	Miami (OH)	52 65						
				34	A	Texas A&M	38 80	246	N	A&M-Corpus Christi	52 64						
				38	A	Arizona	48 83										
				54	A	Oklahoma	48 94										

Non-Div I Games: Wiley 75 42 Tex. A&M-Kingsville85 55

Prairie View

Presbyterian

Through Games Of 12/8/19

Average RPI Win:	323	WON-LOST	WINNING	LAST 10	STRENGTH OF	OPP. STRENGTH	TEAM	ADJ.	CONF.	ADJ CONF.
Average RPI Loss:	198	RECORD	PCT. RANK	GAMES	SCHEDULE	OF SCHEDULE	RPI	RPI	RPI	RPI
DIV. I ONLY	2- 5	254	0- 1	195	345	276	276	29	29	
DIV. I NON-CONF.	2- 5	254	0- 1	194	345	277	277	29	29	
TOTALS	RPI 1-25	RPI 26-50	W-L RECORDS	RPI 51-100	RPI 101-150	RPI 150+				
2- 5	0- 0	0- 0	OVERALL	0- 1	0- 0	2- 4				
1- 1	0- 0	0- 0	HOME	0- 0	0- 0	1- 1				
1- 4	0- 0	0- 0	AWAY	0- 1	0- 0	1- 3				
0- 0	0- 0	0- 0	NEUTRAL	0- 0	0- 0	0- 0				
2- 5	0- 0	0- 0	NON-CONFERENCE	0- 1	0- 0	2- 4				
1- 1	0- 0	0- 0	HOME	0- 0	0- 0	1- 1				
1- 4	0- 0	0- 0	AWAY	0- 1	0- 0	1- 3				
0- 0	0- 0	0- 0	NEUTRAL	0- 0	0- 0	0- 0				
0- 0	0- 0	0- 0	CONFERENCE	0- 0	0- 0	0- 0				
0- 0	0- 0	0- 0	HOME	0- 0	0- 0	0- 0				
0- 0	0- 0	0- 0	AWAY	0- 0	0- 0	0- 0				
0- 0	0- 0	0- 0	NEUTRAL	0- 0	0- 0	0- 0				

RPI 1-25				RPI 26-50				RPI 51-100				RPI 101+				Team's RPI: 276	
RPI	S	Opponent	Score	RPI	S	Opponent	Score	RPI	S	Opponent	Score	RPI	S	Opponent	Score		
								60	A	West Virginia	40	56	155	A	Illinois	52	71
													179	A	Florida	46	60
													277	H	UNCW	60	70
													301	H	Col. of Charleston	58	54
													320	A	Wofford	60	67
													344	A	South Carolina St.	70	49
LAST 12 Division I GAMES:																	
				277	H	UNCW	60	70		320	A	Wofford	60	67			
				155	A	Illinois	52	71		301	H	Col. of Charleston	58	54			
										179	A	Florida	46	60			
										60	A	West Virginia	40	56			
										344	A	South Carolina St.	70	49			

Non-Div I Games: William Peace 72 35

Presbyterian

Loss, Non-Conf, S Site, H Home A Away N Neutral

Average RPI Win:	109	WON-LOST	WINNING	LAST 10	STRENGTH OF	OPP. STRENGTH	TEAM	ADJ.	CONF.	ADJ CONF.
Average RPI Loss:	26	RECORD	PCT. RANK	GAMES	SCHEDULE	OF SCHEDULE	RPI	RPI	RPI	RPI
DIV. I ONLY	7- 1	28	1- 0	12	52	5	5	8	8	
DIV. I NON-CONF.	7- 1	28	1- 0	12	52	5	5	8	8	
TOTALS	RPI 1-25	RPI 26-50	W-L RECORDS	RPI 51-100	RPI 101-150	RPI 150+				
7- 1	1- 0	0- 1	OVERALL	4- 0	0- 0	2- 0				
4- 0	1- 0	0- 0	HOME	1- 0	0- 0	2- 0				
3- 1	0- 0	0- 1	AWAY	3- 0	0- 0	0- 0				
0- 0	0- 0	0- 0	NEUTRAL	0- 0	0- 0	0- 0				
7- 1	1- 0	0- 1	NON-CONFERENCE	4- 0	0- 0	2- 0				
4- 0	1- 0	0- 0	HOME	1- 0	0- 0	2- 0				
3- 1	0- 0	0- 1	AWAY	3- 0	0- 0	0- 0				
0- 0	0- 0	0- 0	NEUTRAL	0- 0	0- 0	0- 0				
0- 0	0- 0	0- 0	CONFERENCE	0- 0	0- 0	0- 0				
0- 0	0- 0	0- 0	HOME	0- 0	0- 0	0- 0				
0- 0	0- 0	0- 0	AWAY	0- 0	0- 0	0- 0				
0- 0	0- 0	0- 0	NEUTRAL	0- 0	0- 0	0- 0				

RPI 1-25				Team's RPI: 5			
RPI	S	Opponent	Score				
15	H	FGCU	67 53				

RPI 26-50			
RPI	S	Opponent	Score
26	A	Iowa	75 77

RPI 51-100			
RPI	S	Opponent	Score
78	A	Seton Hall	78 76
82	A	George Washington	75 50
92	A	Marist	62 50
96	H	Rider	80 47

RPI 101+			
RPI	S	Opponent	Score
159	H	Monmouth	52 40
238	H	St. Francis Brooklyn	76 44

LAST 12 Division I GAMES:							
238	H	St. Francis Brooklyn	76 44	92	A	Marist	62 50
159	H	Monmouth	52 40	96	H	Rider	80 47
26	A	Iowa	75 77				
15	H	FGCU	67 53				
78	A	Seton Hall	78 76				
82	A	George Washington	75 50				

Non-Div I Games:

Princeton

Average RPI Win:	200	WON-LOST	WINNING	LAST 10	STRENGTH OF	OPP. STRENGTH	TEAM	ADJ.	CONF.	ADJ CONF.
Average RPI Loss:	61	RECORD	PCT. RANK	GAMES	SCHEDULE	OF SCHEDULE	RPI	RPI	RPI	RPI
DIV. I ONLY	7- 1	28	1- 0	258	90	66	66	6	6	
DIV. I NON-CONF.	7- 1	28	1- 0	258	90	66	66	6	6	
TOTALS	RPI 1-25	RPI 26-50	W-L RECORDS	RPI 51-100	RPI 101-150	RPI 150+				
7- 1	0- 0	0- 0	OVERALL	1- 1	1- 0	5- 0				
2- 0	0- 0	0- 0	HOME	1- 0	0- 0	1- 0				
4- 1	0- 0	0- 0	AWAY	0- 1	0- 0	4- 0				
1- 0	0- 0	0- 0	NEUTRAL	0- 0	1- 0	0- 0				
7- 1	0- 0	0- 0	NON-CONFERENCE	1- 1	1- 0	5- 0				
2- 0	0- 0	0- 0	HOME	1- 0	0- 0	1- 0				
4- 1	0- 0	0- 0	AWAY	0- 1	0- 0	4- 0				
1- 0	0- 0	0- 0	NEUTRAL	0- 0	1- 0	0- 0				
0- 0	0- 0	0- 0	CONFERENCE	0- 0	0- 0	0- 0				
0- 0	0- 0	0- 0	HOME	0- 0	0- 0	0- 0				
0- 0	0- 0	0- 0	AWAY	0- 0	0- 0	0- 0				
0- 0	0- 0	0- 0	NEUTRAL	0- 0	0- 0	0- 0				

RPI 1-25			RPI 26-50			RPI 51-100			Team's RPI: 66	RPI 101+		
RPI	S	Opponent	Score	RPI	S	Opponent	Score	RPI	S	Opponent	Score	
								61	A	Yale	79	82
								90	H	Boston College	76	60
LAST 12 Division I GAMES:												
292	A	Hartford	75	57	136	N	Rhode Island	58	51			
185	A	Massachusetts	72	63	315	A	Bryant	76	32			
61	A	Yale	79	82	226	H	UMass Lowell	63	38			
					159	A	Monmouth	68	52			
					90	H	Boston College	76	60			

Non-Div I Games:

Providence

Average RPI Win:	143	WON-LOST	WINNING	LAST 10	STRENGTH OF	OPP. STRENGTH	TEAM	ADJ.	CONF.	ADJ CONF.
Average RPI Loss:	27	RECORD	PCT. RANK	GAMES	SCHEDULE	OF SCHEDULE	RPI	RPI	RPI	RPI
DIV. I ONLY	7- 2	50	1- 0	66	65	25	25	2	2	
DIV. I NON-CONF.	7- 2	51	1- 0	65	65	25	25	2	2	
TOTALS	RPI 1-25	RPI 26-50	W-L RECORDS	RPI 51-100	RPI 101-150	RPI 150+				
7- 2	1- 1	0- 1	OVERALL	2- 0	0- 0	4- 0				
4- 0	0- 0	0- 0	HOME	1- 0	0- 0	3- 0				
1- 1	0- 0	0- 1	AWAY	0- 0	0- 0	1- 0				
2- 1	1- 1	0- 0	NEUTRAL	1- 0	0- 0	0- 0				
7- 2	1- 1	0- 1	NON-CONFERENCE	2- 0	0- 0	4- 0				
4- 0	0- 0	0- 0	HOME	1- 0	0- 0	3- 0				
1- 1	0- 0	0- 1	AWAY	0- 0	0- 0	1- 0				
2- 1	1- 1	0- 0	NEUTRAL	1- 0	0- 0	0- 0				
0- 0	0- 0	0- 0	CONFERENCE	0- 0	0- 0	0- 0				
0- 0	0- 0	0- 0	HOME	0- 0	0- 0	0- 0				
0- 0	0- 0	0- 0	AWAY	0- 0	0- 0	0- 0				
0- 0	0- 0	0- 0	NEUTRAL	0- 0	0- 0	0- 0				

RPI 1-25				RPI 26-50				RPI 51-100				RPI 101+			
RPI	S	Opponent	Score	RPI	S	Opponent	Score	RPI	S	Opponent	Score	RPI	S	Opponent	Score
8	N	Gonzaga	50 63	46	A	Virginia Tech	54 67	72	H	Kent St.	77 64	158	H	Northern Ill.	68 63
17	N	Drake	67 47					76	N	Arizona St.	59 52	176	H	Milwaukee	68 55
												205	H	Western Ill.	66 59
												297	A	Chattanooga	66 34
LAST 12 Division I GAMES:															
76	N	Arizona St.	59 52	46	A	Virginia Tech	54 67	17	N	Drake	67 47	158	H	Northern Ill.	68 63
8	N	Gonzaga	50 63					205	H	Western Ill.	66 59	297	A	Chattanooga	66 34
72	H	Kent St.	77 64					176	H	Milwaukee	68 55				

Non-Div I Games:

Purdue

Average RPI Win:	326	WON-LOST	WINNING	LAST 10	STRENGTH OF	OPP. STRENGTH	TEAM	ADJ.	CONF.	ADJ CONF.
Average RPI Loss:	158	RECORD	PCT. RANK	GAMES	SCHEDULE	OF SCHEDULE	RPI	RPI	RPI	RPI
DIV. I ONLY	1- 7	318	0- 1	255	210	332	332	17	17	
DIV. I NON-CONF.	1- 7	317	0- 1	255	209	332	332	17	17	
TOTALS	RPI 1-25	RPI 26-50	W-L RECORDS	RPI 51-100	RPI 101-150	RPI 150+				
1- 7	0- 0	0- 0	OVERALL	0- 1	0- 2	1- 4				
1- 2	0- 0	0- 0	HOME	0- 0	0- 1	1- 1				
0- 2	0- 0	0- 0	AWAY	0- 0	0- 0	0- 2				
0- 3	0- 0	0- 0	NEUTRAL	0- 1	0- 1	0- 1				
1- 7	0- 0	0- 0	NON-CONFERENCE	0- 1	0- 2	1- 4				
1- 2	0- 0	0- 0	HOME	0- 0	0- 1	1- 1				
0- 2	0- 0	0- 0	AWAY	0- 0	0- 0	0- 2				
0- 3	0- 0	0- 0	NEUTRAL	0- 1	0- 1	0- 1				
0- 0	0- 0	0- 0	CONFERENCE	0- 0	0- 0	0- 0				
0- 0	0- 0	0- 0	HOME	0- 0	0- 0	0- 0				
0- 0	0- 0	0- 0	AWAY	0- 0	0- 0	0- 0				
0- 0	0- 0	0- 0	NEUTRAL	0- 0	0- 0	0- 0				

RPI 1-25				RPI 26-50				RPI 51-100				RPI 101+				Team's RPI: 332	
RPI	S	Opponent	Score	RPI	S	Opponent	Score	RPI	S	Opponent	Score	RPI	S	Opponent	Score		
								72	N	Kent St.	67	75	126	N	Texas Tech	48	82
													128	H	Ball St.	52	83
													159	N	Monmouth	46	60
													166	A	Akron	53	64
													187	H	Southeast Mo. St.	48	58
													270	A	SIUE	53	57
													326	H	UIC	61	50
LAST 12 Division I GAMES:																	
		159	N	Monmouth	46	60				128	H	Ball St.	52	83			
		270	A	SIUE	53	57				326	H	UIC	61	50			
		126	N	Texas Tech	48	82											
		187	H	Southeast Mo. St.	48	58											
		72	N	Kent St.	67	75											
		166	A	Akron	53	64											

Non-Div I Games: Heidelberg 82 55 Purdue Northwest 73 50

Purdue Fort Wayne

Loss, Non-Conf, S Site, H Home A Away N Neutral

Quinnipiac

Through Games Of 12/8/19

Average RPI Win:	134	WON-LOST	WINNING	LAST 10	STRENGTH OF	OPP. STRENGTH	TEAM	ADJ.	CONF.	ADJ CONF.
Average RPI Loss:	74	RECORD	PCT. RANK	GAMES	SCHEDULE	OF SCHEDULE	RPI	RPI	RPI	RPI
DIV. I ONLY	1- 5	300	0- 1	20	148	199	199	21	21	
DIV. I NON-CONF.	1- 5	299	0- 1	19	147	198	198	20	20	
TOTALS	RPI 1-25	RPI 26-50	W-L RECORDS	RPI 51-100	RPI 101-150	RPI 150+				
1- 5	0- 0	0- 1	OVERALL	0- 3	1- 1	0- 0				
1- 3	0- 0	0- 0	HOME	0- 2	1- 1	0- 0				
0- 2	0- 0	0- 1	AWAY	0- 1	0- 0	0- 0				
0- 0	0- 0	0- 0	NEUTRAL	0- 0	0- 0	0- 0				
1- 5	0- 0	0- 1	NON-CONFERENCE	0- 3	1- 1	0- 0				
1- 3	0- 0	0- 0	HOME	0- 2	1- 1	0- 0				
0- 2	0- 0	0- 1	AWAY	0- 1	0- 0	0- 0				
0- 0	0- 0	0- 0	NEUTRAL	0- 0	0- 0	0- 0				
0- 0	0- 0	0- 0	CONFERENCE	0- 0	0- 0	0- 0				
0- 0	0- 0	0- 0	HOME	0- 0	0- 0	0- 0				
0- 0	0- 0	0- 0	AWAY	0- 0	0- 0	0- 0				
0- 0	0- 0	0- 0	NEUTRAL	0- 0	0- 0	0- 0				

RPI 1-25				RPI 26-50				RPI 51-100				RPI 101+				Team's RPI: 199	
RPI	S	Opponent	Score	RPI	S	Opponent	Score	RPI	S	Opponent	Score	RPI	S	Opponent	Score		
				42	A	Maryland	52 107	61	A	Yale	59 63	122	H	Harvard	68 77		
								62	H	Drexel	62 66	134	H	Bucknell	76 69		
								82	H	George Washington	67 78						
LAST 12 Division I GAMES:																	
				61	A	Yale	59 63	82	H	George Washington	67 78						
				62	H	Drexel	62 66	122	H	Harvard	68 77						
								42	A	Maryland	52 107						
								134	H	Bucknell	76 69						

Non-Div I Games:

Quinnipiac

Loss, Non-Conf, S Site, H Home A Away N Neutral

Average RPI Win:	311	WON-LOST	WINNING	LAST 10	STRENGTH OF	OPP. STRENGTH	TEAM	ADJ.	CONF.	ADJ CONF.
Average RPI Loss:	138	RECORD	PCT. RANK	GAMES	SCHEDULE	OF SCHEDULE	RPI	RPI	RPI	RPI
DIV. I ONLY	2- 5	254	0- 1	257	170	239	239	29	29	
DIV. I NON-CONF.	2- 5	254	0- 1	257	168	240	240	29	29	
TOTALS	RPI 1-25	RPI 26-50	W-L RECORDS	RPI 51-100	RPI 101-150	RPI 150+				
2- 5	0- 1	0- 0	OVERALL	0- 1	0- 1	2- 2				
0- 1	0- 0	0- 0	HOME	0- 0	0- 0	0- 1				
2- 4	0- 1	0- 0	AWAY	0- 1	0- 1	2- 1				
0- 0	0- 0	0- 0	NEUTRAL	0- 0	0- 0	0- 0				
2- 5	0- 1	0- 0	NON-CONFERENCE	0- 1	0- 1	2- 2				
0- 1	0- 0	0- 0	HOME	0- 0	0- 0	0- 1				
2- 4	0- 1	0- 0	AWAY	0- 1	0- 1	2- 1				
0- 0	0- 0	0- 0	NEUTRAL	0- 0	0- 0	0- 0				
0- 0	0- 0	0- 0	CONFERENCE	0- 0	0- 0	0- 0				
0- 0	0- 0	0- 0	HOME	0- 0	0- 0	0- 0				
0- 0	0- 0	0- 0	AWAY	0- 0	0- 0	0- 0				
0- 0	0- 0	0- 0	NEUTRAL	0- 0	0- 0	0- 0				

RPI 1-25			RPI 26-50			RPI 51-100			RPI 101+			Team's RPI: 239
RPI	S	Opponent	Score	RPI	S	Opponent	Score	RPI	S	Opponent	Score	
12	A	Ohio St.	57 70					60	A	West Virginia	37 74	
								103	A	Vanderbilt	46 80	
								209	H	Mt. St. Mary's	58 75	
								278	A	ETSU	67 43	
								305	A	Morehead St.	62 73	
								344	A	South Carolina St.	60 45	
LAST 12 Division I GAMES:												
12	A	Ohio St.	57 70	60	A	West Virginia	37 74					
305	A	Morehead St.	62 73	344	A	South Carolina St.	60 45					
209	H	Mt. St. Mary's	58 75	103	A	Vanderbilt	46 80					
278	A	ETSU	67 43									

Non-Div I Games:

Radford

Rhode Island

Through Games Of 12/8/19

Average RPI Win:	259	WON-LOST	WINNING	LAST 10	STRENGTH OF	OPP. STRENGTH	TEAM	ADJ.	CONF.	ADJ CONF.
Average RPI Loss:	83	RECORD	PCT. RANK	GAMES	SCHEDULE	OF SCHEDULE	RPI	RPI	RPI	RPI
DIV. I ONLY	6- 3	85	0- 1	226	226	136	136	10	10	
DIV. I NON-CONF.	6- 3	83	0- 1	225	226	135	135	10	10	
TOTALS	RPI 1-25	RPI 26-50	W-L RECORDS	RPI 51-100	RPI 101-150	RPI 150+				
6- 3	0- 0	0- 0	OVERALL	0- 3	1- 0	5- 0				
4- 0	0- 0	0- 0	HOME	0- 0	1- 0	3- 0				
1- 2	0- 0	0- 0	AWAY	0- 2	0- 0	1- 0				
1- 1	0- 0	0- 0	NEUTRAL	0- 1	0- 0	1- 0				
6- 3	0- 0	0- 0	NON-CONFERENCE	0- 3	1- 0	5- 0				
4- 0	0- 0	0- 0	HOME	0- 0	1- 0	3- 0				
1- 2	0- 0	0- 0	AWAY	0- 2	0- 0	1- 0				
1- 1	0- 0	0- 0	NEUTRAL	0- 1	0- 0	1- 0				
0- 0	0- 0	0- 0	CONFERENCE	0- 0	0- 0	0- 0				
0- 0	0- 0	0- 0	HOME	0- 0	0- 0	0- 0				
0- 0	0- 0	0- 0	AWAY	0- 0	0- 0	0- 0				
0- 0	0- 0	0- 0	NEUTRAL	0- 0	0- 0	0- 0				

RPI 1-25			RPI 26-50			RPI 51-100			RPI 101+			Team's RPI: 136
RPI	S	Opponent	Score	RPI	S	Opponent	Score	RPI	S	Opponent	Score	
						66 N Providence	51 58	114 H Holy Cross		73 58		
						90 A Boston College	55 66	233 H Fairfield		74 41		
						93 A North Dakota	61 67	255 H Vermont		77 74		
								292 A Hartford		68 56		
								327 N Brown		89 44		
								335 H LIU Brooklyn		79 56		
LAST 12 Division I GAMES:												
233	H	Fairfield	74 41	66	N	Providence	51 58					
255	H	Vermont	77 74	327	N	Brown	89 44					
90	A	Boston College	55 66	114	H	Holy Cross	73 58					
93	A	North Dakota	61 67									
292	A	Hartford	68 56									
335	H	LIU Brooklyn	79 56									

Non-Div I Games:

Rhode Island

■ Loss,
 ■ Non-Conf,
 ■ S Site,
 ■ H Home
 ■ A Away
 N Neutral

Average RPI Win:	282	WON-LOST	WINNING	LAST 10	STRENGTH OF	OPP. STRENGTH	TEAM	ADJ.	CONF.	ADJ CONF.
Average RPI Loss:	94	RECORD	PCT. RANK	GAMES	SCHEDULE	OF SCHEDULE	RPI	RPI	RPI	RPI
DIV. I ONLY	4- 4	160	0- 1	313	44	240	240	13	13	
DIV. I NON-CONF.	4- 4	160	0- 1	314	44	241	241	13	13	
TOTALS	RPI 1-25	RPI 26-50	W-L RECORDS	RPI 51-100	RPI 101-150	RPI 150+				
4- 4	0- 0	0- 2	OVERALL	0- 1	0- 0	4- 1				
3- 1	0- 0	0- 1	HOME	0- 0	0- 0	3- 0				
1- 3	0- 0	0- 1	AWAY	0- 1	0- 0	1- 1				
0- 0	0- 0	0- 0	NEUTRAL	0- 0	0- 0	0- 0				
4- 4	0- 0	0- 2	NON-CONFERENCE	0- 1	0- 0	4- 1				
3- 1	0- 0	0- 1	HOME	0- 0	0- 0	3- 0				
1- 3	0- 0	0- 1	AWAY	0- 1	0- 0	1- 1				
0- 0	0- 0	0- 0	NEUTRAL	0- 0	0- 0	0- 0				
0- 0	0- 0	0- 0	CONFERENCE	0- 0	0- 0	0- 0				
0- 0	0- 0	0- 0	HOME	0- 0	0- 0	0- 0				
0- 0	0- 0	0- 0	AWAY	0- 0	0- 0	0- 0				
0- 0	0- 0	0- 0	NEUTRAL	0- 0	0- 0	0- 0				

RPI 1-25				RPI 26-50				RPI 51-100				RPI 101+				Team's RPI: 240	
RPI	S	Opponent	Score	RPI	S	Opponent	Score	RPI	S	Opponent	Score	RPI	S	Opponent	Score		
				34	H	Texas A&M	61 62	69	A	Texas Southern	56 63	237	A	SMU	43 55		
				35	A	Oklahoma St.	38 69					251	H	Little Rock	66 40		
												268	H	Nicholls St.	71 47		
												284	H	Northern Ariz.	71 57		
												325	A	McNeese	81 50		
LAST 12 Division I GAMES:																	
				251	H	Little Rock	66 40	69	A	Texas Southern	56 63						
				268	H	Nicholls St.	71 47	284	H	Northern Ariz.	71 57						
								325	A	McNeese	81 50						
								35	A	Oklahoma St.	38 69						
								34	H	Texas A&M	61 62						
								237	A	SMU	43 55						

Non-Div I Games:

Rice

Average RPI Win:	164	WON-LOST	WINNING	LAST 10	STRENGTH OF	OPP. STRENGTH	TEAM	ADJ.	CONF.	ADJ CONF.
Average RPI Loss:	60	RECORD	PCT. RANK	GAMES	SCHEDULE	OF SCHEDULE	RPI	RPI	RPI	RPI
DIV. I ONLY	6- 4	121	0- 1	45	158	48	48	10	10	
DIV. I NON-CONF.	6- 4	122	0- 1	44	158	48	48	10	10	
TOTALS	RPI 1-25	RPI 26-50	W-L RECORDS	RPI 51-100	RPI 101-150	RPI 150+				
6- 4	0- 0	0- 2	OVERALL	1- 2	2- 0	3- 0				
2- 1	0- 0	0- 0	HOME	1- 1	0- 0	1- 0				
4- 2	0- 0	0- 1	AWAY	0- 1	2- 0	2- 0				
0- 1	0- 0	0- 1	NEUTRAL	0- 0	0- 0	0- 0				
6- 4	0- 0	0- 2	NON-CONFERENCE	1- 2	2- 0	3- 0				
2- 1	0- 0	0- 0	HOME	1- 1	0- 0	1- 0				
4- 2	0- 0	0- 1	AWAY	0- 1	2- 0	2- 0				
0- 1	0- 0	0- 1	NEUTRAL	0- 0	0- 0	0- 0				
0- 0	0- 0	0- 0	CONFERENCE	0- 0	0- 0	0- 0				
0- 0	0- 0	0- 0	HOME	0- 0	0- 0	0- 0				
0- 0	0- 0	0- 0	AWAY	0- 0	0- 0	0- 0				
0- 0	0- 0	0- 0	NEUTRAL	0- 0	0- 0	0- 0				

RPI 1-25				RPI 26-50				Team's RPI: 48		RPI 51-100				RPI 101+			
RPI	S	Opponent	Score	RPI	S	Opponent	Score	RPI	S	Opponent	Score	RPI	S	Opponent	Score		
				40	A	Charlotte	59 78	62	A	Drexel	52 58	113	A	UNC Greensboro	70 62		
				41	N	Bradley	57 61	91	H	Fla. Atlantic	57 55	133	A	Coastal Caro.	79 67		
								98	H	Furman	69 70	164	H	William & Mary	76 73		
												221	A	Georgetown	51 49		
												263	A	UMES	64 52		
LAST 12 Division I GAMES:																	
				98	H	Furman	69 70	62	A	Drexel	52 58						
				263	A	UMES	64 52	164	H	William & Mary	76 73						
				41	N	Bradley	57 61	91	H	Fla. Atlantic	57 55						
				133	A	Coastal Caro.	79 67	221	A	Georgetown	51 49						
								40	A	Charlotte	59 78						
								113	A	UNC Greensboro	70 62						

Non-Div I Games:

Richmond

■ Loss,
 ■ Non-Conf, S Site,
 ■ Home
 ■ Away
 N Neutral

Average RPI Win:	243	WON-LOST	WINNING	LAST 10	STRENGTH OF	OPP. STRENGTH	TEAM	ADJ.	CONF.	ADJ CONF.
Average RPI Loss:	55	RECORD	PCT. RANK	GAMES	SCHEDULE	OF SCHEDULE	RPI	RPI	RPI	RPI
DIV. I ONLY	4- 2	85	1- 0	190	107	96	96	21	21	
DIV. I NON-CONF.	4- 2	83	1- 0	188	109	97	97	20	20	
TOTALS	RPI 1-25	RPI 26-50	W-L RECORDS	RPI 51-100	RPI 101-150	RPI 150+				
4- 2	0- 1	0- 0	OVERALL	0- 0	1- 1	3- 0				
2- 0	0- 0	0- 0	HOME	0- 0	1- 0	1- 0				
1- 1	0- 1	0- 0	AWAY	0- 0	0- 0	1- 0				
1- 1	0- 0	0- 0	NEUTRAL	0- 0	0- 1	1- 0				
4- 2	0- 1	0- 0	NON-CONFERENCE	0- 0	1- 1	3- 0				
2- 0	0- 0	0- 0	HOME	0- 0	1- 0	1- 0				
1- 1	0- 1	0- 0	AWAY	0- 0	0- 0	1- 0				
1- 1	0- 0	0- 0	NEUTRAL	0- 0	0- 1	1- 0				
0- 0	0- 0	0- 0	CONFERENCE	0- 0	0- 0	0- 0				
0- 0	0- 0	0- 0	HOME	0- 0	0- 0	0- 0				
0- 0	0- 0	0- 0	AWAY	0- 0	0- 0	0- 0				
0- 0	0- 0	0- 0	NEUTRAL	0- 0	0- 0	0- 0				

RPI 1-25				RPI 26-50				RPI 51-100 Team's RPI: 96				RPI 101+			
RPI	S	Opponent	Score	RPI	S	Opponent	Score	RPI	S	Opponent	Score	RPI	S	Opponent	Score
5	A	Princeton	47 80									105	N	North Florida	70 80
												138	H	La Salle	70 43
												264	H	Xavier	64 57
												272	A	Penn St.	78 70
												299	N	Lipscomb	81 76
LAST 12 Division I GAMES:															
				138	H	La Salle	70 43								
				105	N	North Florida	70 80								
				299	N	Lipscomb	81 76								
				264	H	Xavier	64 57								
				272	A	Penn St.	78 70								
				5	A	Princeton	47 80								

Non-Div I Games:

Rider

Average RPI Win:	189	WON-LOST	WINNING	LAST 10	STRENGTH OF	OPP. STRENGTH	TEAM	ADJ.	CONF.	ADJ CONF.
Average RPI Loss:	120	RECORD	PCT. RANK	GAMES	SCHEDULE	OF SCHEDULE	RPI	RPI	RPI	RPI
DIV. I ONLY	3- 4	199	0- 1	96	201	161	161	30	30	
DIV. I NON-CONF.	3- 4	198	0- 1	96	200	159	159	30	30	
TOTALS	RPI 1-25	RPI 26-50	W-L RECORDS	RPI 51-100	RPI 101-150	RPI 150+				
3- 4	0- 0	0- 1	OVERALL	0- 1	1- 0	2- 2				
2- 2	0- 0	0- 0	HOME	0- 0	0- 0	2- 2				
1- 2	0- 0	0- 1	AWAY	0- 1	1- 0	0- 0				
0- 0	0- 0	0- 0	NEUTRAL	0- 0	0- 0	0- 0				
3- 4	0- 0	0- 1	NON-CONFERENCE	0- 1	1- 0	2- 2				
2- 2	0- 0	0- 0	HOME	0- 0	0- 0	2- 2				
1- 2	0- 0	0- 1	AWAY	0- 1	1- 0	0- 0				
0- 0	0- 0	0- 0	NEUTRAL	0- 0	0- 0	0- 0				
0- 0	0- 0	0- 0	CONFERENCE	0- 0	0- 0	0- 0				
0- 0	0- 0	0- 0	HOME	0- 0	0- 0	0- 0				
0- 0	0- 0	0- 0	AWAY	0- 0	0- 0	0- 0				
0- 0	0- 0	0- 0	NEUTRAL	0- 0	0- 0	0- 0				

RPI 1-25			RPI 26-50			RPI 51-100			RPI 101+			Team's RPI: 161
RPI	S	Opponent	Score	RPI	S	Opponent	Score	RPI	S	Opponent	Score	
30	A	TCU	61 66	72	A	Kent St.	81 82	138	A	La Salle	71 68	
								165	H	Youngstown St.	58 43	
								169	H	Columbia	59 61	
								210	H	Delaware	62 73	
								264	H	Xavier	71 57	
LAST 12 Division I GAMES:												
30	A	TCU	61 66	210	H	Delaware	62 73					
				264	H	Xavier	71 57					
				72	A	Kent St.	81 82					
				169	H	Columbia	59 61					
				165	H	Youngstown St.	58 43					
				138	A	La Salle	71 68					

Non-Div I Games: Pitt.-Johnstown 63 30

Robert Morris

Average RPI Win:	170	WON-LOST	WINNING	LAST 10	STRENGTH OF	OPP. STRENGTH	TEAM	ADJ.	CONF.	ADJ CONF.
Average RPI Loss:	47	RECORD	PCT. RANK	GAMES	SCHEDULE	OF SCHEDULE	RPI	RPI	RPI	RPI
DIV. I ONLY	8- 1	19	1- 0	128	57	24	24	2	2	
DIV. I NON-CONF.	8- 1	19	1- 0	128	57	24	24	2	2	
TOTALS	RPI 1-25	RPI 26-50	W-L RECORDS	RPI 51-100	RPI 101-150	RPI 150+				
8- 1	1- 0	1- 1	OVERALL	0- 0	2- 0	4- 0				
5- 0	1- 0	0- 0	HOME	0- 0	1- 0	3- 0				
1- 1	0- 0	0- 1	AWAY	0- 0	0- 0	1- 0				
2- 0	0- 0	1- 0	NEUTRAL	0- 0	1- 0	0- 0				
8- 1	1- 0	1- 1	NON-CONFERENCE	0- 0	2- 0	4- 0				
5- 0	1- 0	0- 0	HOME	0- 0	1- 0	3- 0				
1- 1	0- 0	0- 1	AWAY	0- 0	0- 0	1- 0				
2- 0	0- 0	1- 0	NEUTRAL	0- 0	1- 0	0- 0				
0- 0	0- 0	0- 0	CONFERENCE	0- 0	0- 0	0- 0				
0- 0	0- 0	0- 0	HOME	0- 0	0- 0	0- 0				
0- 0	0- 0	0- 0	AWAY	0- 0	0- 0	0- 0				
0- 0	0- 0	0- 0	NEUTRAL	0- 0	0- 0	0- 0				

RPI 1-25				RPI 26-50				RPI 51-100				RPI 101+			
RPI	S	Opponent	Score	RPI	S	Opponent	Score	RPI	S	Opponent	Score	RPI	S	Opponent	Score
22	H	Virginia	73 63	27	N	Georgia Tech	46 43					103	N	Vanderbilt	62 56
				47	A	LSU	58 64					122	H	Harvard	74 46
												228	H	Niagara	87 37
												273	H	Towson	67 53
												274	A	South Alabama	77 56
												308	H	Coppin St.	107 33
LAST 12 Division I GAMES:															
				27	N	Georgia Tech	46 43	122	H	Harvard	74 46				
				273	H	Towson	67 53	228	H	Niagara	87 37				
				22	H	Virginia	73 63	308	H	Coppin St.	107 33				
				103	N	Vanderbilt	62 56	274	A	South Alabama	77 56				
				47	A	LSU	58 64								

Non-Div I Games:

Rutgers

Average RPI Win:	296	WON-LOST	WINNING	LAST 10	STRENGTH OF	OPP. STRENGTH	TEAM	ADJ.	CONF.	ADJ CONF.
Average RPI Loss:	83	RECORD	PCT. RANK	GAMES	SCHEDULE	OF SCHEDULE	RPI	RPI	RPI	RPI
DIV. I ONLY	4- 2	85	1- 0	224	260	142	142	26	26	
DIV. I NON-CONF.	4- 2	83	1- 0	223	259	141	141	26	26	
TOTALS	RPI 1-25	RPI 26-50	W-L RECORDS	RPI 51-100	RPI 101-150	RPI 150+				
4- 2	0- 0	0- 0	OVERALL	0- 1	0- 1	4- 0				
1- 1	0- 0	0- 0	HOME	0- 0	0- 1	1- 0				
2- 1	0- 0	0- 0	AWAY	0- 1	0- 0	2- 0				
1- 0	0- 0	0- 0	NEUTRAL	0- 0	0- 0	1- 0				
4- 2	0- 0	0- 0	NON-CONFERENCE	0- 1	0- 1	4- 0				
1- 1	0- 0	0- 0	HOME	0- 0	0- 1	1- 0				
2- 1	0- 0	0- 0	AWAY	0- 1	0- 0	2- 0				
1- 0	0- 0	0- 0	NEUTRAL	0- 0	0- 0	1- 0				
0- 0	0- 0	0- 0	CONFERENCE	0- 0	0- 0	0- 0				
0- 0	0- 0	0- 0	HOME	0- 0	0- 0	0- 0				
0- 0	0- 0	0- 0	AWAY	0- 0	0- 0	0- 0				
0- 0	0- 0	0- 0	NEUTRAL	0- 0	0- 0	0- 0				

RPI 1-25			RPI 26-50			RPI 51-100			RPI 101+			Team's RPI: 142
RPI	S	Opponent	Score	RPI	S	Opponent	Score	RPI	S	Opponent	Score	
						54 A Oklahoma	62 75			111 H UCF	57 63	
										266 A Tulsa	67 63	
										271 N UC Santa Barbara	67 56	
										318 H Alcorn	67 62	
										328 A Nevada	80 65	
LAST 12 Division I GAMES:												
						54 A Oklahoma	62 75			328 A Nevada	80 65	
						111 H UCF	57 63			271 N UC Santa Barbara	67 56	
						318 H Alcorn	67 62					
						266 A Tulsa	67 63					

Non-Div I Games: Cent. Christian (KS104 46

SFA

Average RPI Win:	327	WON-LOST	WINNING	LAST 10	STRENGTH OF	OPP. STRENGTH	TEAM	ADJ.	CONF.	ADJ CONF.
Average RPI Loss:	98	RECORD	PCT. RANK	GAMES	SCHEDULE	OF SCHEDULE	RPI	RPI	RPI	RPI
DIV. I ONLY	2- 5	254	0- 1	136	205	270	270	23	23	
DIV. I NON-CONF.	2- 5	254	0- 1	135	204	271	271	23	23	
TOTALS	RPI 1-25	RPI 26-50	W-L RECORDS	RPI 51-100	RPI 101-150	RPI 150+				
2- 5	0- 0	0- 1	OVERALL	0- 2	0- 1	2- 1				
2- 3	0- 0	0- 1	HOME	0- 1	0- 1	2- 0				
0- 2	0- 0	0- 0	AWAY	0- 1	0- 0	0- 1				
0- 0	0- 0	0- 0	NEUTRAL	0- 0	0- 0	0- 0				
2- 5	0- 0	0- 1	NON-CONFERENCE	0- 2	0- 1	2- 1				
2- 3	0- 0	0- 1	HOME	0- 1	0- 1	2- 0				
0- 2	0- 0	0- 0	AWAY	0- 1	0- 0	0- 1				
0- 0	0- 0	0- 0	NEUTRAL	0- 0	0- 0	0- 0				
0- 0	0- 0	0- 0	CONFERENCE	0- 0	0- 0	0- 0				
0- 0	0- 0	0- 0	HOME	0- 0	0- 0	0- 0				
0- 0	0- 0	0- 0	AWAY	0- 0	0- 0	0- 0				
0- 0	0- 0	0- 0	NEUTRAL	0- 0	0- 0	0- 0				

RPI 1-25				RPI 26-50				RPI 51-100				RPI 101+ Team's RPI: 270			
RPI	S	Opponent	Score	RPI	S	Opponent	Score	RPI	S	Opponent	Score	RPI	S	Opponent	Score
				37	H	Saint Louis	35 68	71	H	Loyola Chicago	50 63	129	H	Southern Ill.	67 103
								81	A	Nebraska	49 63	170	A	Missouri	51 68
												322	H	Evansville	85 74
												332	H	Purdue Fort Wayne	57 53
LAST 12 Division I GAMES:															
				71	H	Loyola Chicago	50 63	170	A	Missouri	51 68				
				332	H	Purdue Fort Wayne	57 53	37	H	Saint Louis	35 68				
								81	A	Nebraska	49 63				
								322	H	Evansville	85 74				
								129	H	Southern Ill.	67 103				

Non-Div I Games: Quincy

65 70

SIUE

Average RPI Win:	266	WON-LOST	WINNING	LAST 10	STRENGTH OF	OPP. STRENGTH	TEAM	ADJ.	CONF.	ADJ CONF.
Average RPI Loss:	94	RECORD	PCT. RANK	GAMES	SCHEDULE	OF SCHEDULE	RPI	RPI	RPI	RPI
DIV. I ONLY	3- 4	199	0- 1	156	235	237	237	9	9	
DIV. I NON-CONF.	3- 4	198	0- 1	156	235	237	237	9	9	
TOTALS	RPI 1-25	RPI 26-50	W-L RECORDS	RPI 51-100	RPI 101-150	RPI 150+				
3- 4	0- 0	0- 2	OVERALL	0- 0	0- 1	3- 1				
2- 3	0- 0	0- 1	HOME	0- 0	0- 1	2- 1				
0- 1	0- 0	0- 1	AWAY	0- 0	0- 0	0- 0				
1- 0	0- 0	0- 0	NEUTRAL	0- 0	0- 0	1- 0				
3- 4	0- 0	0- 2	NON-CONFERENCE	0- 0	0- 1	3- 1				
2- 3	0- 0	0- 1	HOME	0- 0	0- 1	2- 1				
0- 1	0- 0	0- 1	AWAY	0- 0	0- 0	0- 0				
1- 0	0- 0	0- 0	NEUTRAL	0- 0	0- 0	1- 0				
0- 0	0- 0	0- 0	CONFERENCE	0- 0	0- 0	0- 0				
0- 0	0- 0	0- 0	HOME	0- 0	0- 0	0- 0				
0- 0	0- 0	0- 0	AWAY	0- 0	0- 0	0- 0				
0- 0	0- 0	0- 0	NEUTRAL	0- 0	0- 0	0- 0				

RPI S	Opponent	Score	RPI S	Opponent	Score	RPI S	Opponent	Score	RPI S	Opponent	Score	Team's RPI: 237
30	H TCU	56 57	45	A Pacific	49 77				101	H Wright St.	61 69	
									200	H Northern Colo.	52 61	
									232	N CSUN	68 58	
									240	H Rice	55 43	
									325	H McNeese	81 60	
LAST 12 Division I GAMES:												
101	H Wright St.	61 69	45	A Pacific	49 77							
232	N CSUN	68 58										
30	H TCU	56 57										
200	H Northern Colo.	52 61										
240	H Rice	55 43										
325	H McNeese	81 60										

Non-Div I Games:

SMU

Average RPI Win:	0	WON-LOST	WINNING	LAST 10	STRENGTH OF	OPP. STRENGTH	TEAM	ADJ.	CONF.	ADJ CONF.
Average RPI Loss:	280	RECORD	PCT. RANK	GAMES	SCHEDULE	OF SCHEDULE	RPI	RPI	RPI	RPI
DIV. I ONLY	0- 5	333	0- 1	315	351	350	350	19	19	
DIV. I NON-CONF.	0- 5	333	0- 1	316	351	350	350	19	19	
TOTALS	RPI 1-25	RPI 26-50	W-L RECORDS	RPI 51-100	RPI 101-150	RPI 150+				
0- 5	0- 0	0- 0	OVERALL	0- 0	0- 0	0- 5				
0- 0	0- 0	0- 0	HOME	0- 0	0- 0	0- 0				
0- 5	0- 0	0- 0	AWAY	0- 0	0- 0	0- 5				
0- 0	0- 0	0- 0	NEUTRAL	0- 0	0- 0	0- 0				
0- 5	0- 0	0- 0	NON-CONFERENCE	0- 0	0- 0	0- 5				
0- 0	0- 0	0- 0	HOME	0- 0	0- 0	0- 0				
0- 5	0- 0	0- 0	AWAY	0- 0	0- 0	0- 5				
0- 0	0- 0	0- 0	NEUTRAL	0- 0	0- 0	0- 0				
0- 0	0- 0	0- 0	CONFERENCE	0- 0	0- 0	0- 0				
0- 0	0- 0	0- 0	HOME	0- 0	0- 0	0- 0				
0- 0	0- 0	0- 0	AWAY	0- 0	0- 0	0- 0				
0- 0	0- 0	0- 0	NEUTRAL	0- 0	0- 0	0- 0				

RPI 1-25			RPI 26-50			RPI 51-100			RPI 101+			Team's RPI: 350
RPI	S	Opponent	Score	RPI	S	Opponent	Score	RPI	S	Opponent	Score	
								162	A	San Jose St.	67	73
								269	A	UC Davis	75	77
								298	A	Cal Poly	43	62
								328	A	Nevada	72	83
								343	A	Seattle U	84	88
LAST 12 Division I GAMES:												
						343	A	Seattle U	84	88		
						269	A	UC Davis	75	77		
						298	A	Cal Poly	43	62		
						162	A	San Jose St.	67	73		
						328	A	Nevada	72	83		

Non-Div I Games: Cal Maritime 86 55

Sacramento St.

Sacred Heart

Through Games Of 12/8/19

Average RPI Win:	327	WON-LOST	WINNING	LAST 10	STRENGTH OF	OPP. STRENGTH	TEAM	ADJ.	CONF.	ADJ CONF.
Average RPI Loss:	134	RECORD	PCT. RANK	GAMES	SCHEDULE	OF SCHEDULE	RPI	RPI	RPI	RPI
DIV. I ONLY	2- 5	254	0- 1	239	206	280	280	30	30	
DIV. I NON-CONF.	2- 5	254	0- 1	239	205	281	281	30	30	
TOTALS	RPI 1-25	RPI 26-50	W-L RECORDS	RPI 51-100	RPI 101-150	RPI 150+				
2- 5	0- 0	0- 0	OVERALL	0- 2	0- 1	2- 2				
1- 0	0- 0	0- 0	HOME	0- 0	0- 0	1- 0				
0- 4	0- 0	0- 0	AWAY	0- 1	0- 1	0- 2				
1- 1	0- 0	0- 0	NEUTRAL	0- 1	0- 0	1- 0				
2- 5	0- 0	0- 0	NON-CONFERENCE	0- 2	0- 1	2- 2				
1- 0	0- 0	0- 0	HOME	0- 0	0- 0	1- 0				
0- 4	0- 0	0- 0	AWAY	0- 1	0- 1	0- 2				
1- 1	0- 0	0- 0	NEUTRAL	0- 1	0- 0	1- 0				
0- 0	0- 0	0- 0	CONFERENCE	0- 0	0- 0	0- 0				
0- 0	0- 0	0- 0	HOME	0- 0	0- 0	0- 0				
0- 0	0- 0	0- 0	AWAY	0- 0	0- 0	0- 0				
0- 0	0- 0	0- 0	NEUTRAL	0- 0	0- 0	0- 0				

RPI 1-25			RPI 26-50			RPI 51-100			RPI 101+			Team's RPI: 280
RPI	S	Opponent	Score	RPI	S	Opponent	Score	RPI	S	Opponent	Score	
						78 A Seton Hall	69 95	127 A Stony Brook		50 54		
						81 N Nebraska	49 72	189 A Saint Joseph's		44 71		
								195 A Siena		57 68		
								321 N Detroit Mercy		66 60		
								333 H Hofstra		71 44		
LAST 12 Division I GAMES:												
						81 N Nebraska	49 72	189 A Saint Joseph's		44 71		
						321 N Detroit Mercy	66 60					
						127 A Stony Brook	50 54					
						195 A Siena	57 68					
						333 H Hofstra	71 44					
						78 A Seton Hall	69 95					

Non-Div I Games: Bridgeport 77 63

Sacred Heart

■ Loss,
 ■ Non-Conf,
 ■ S Site,
 ■ H Home
 ■ A Away
 N Neutral

Average RPI Win:	226	WON-LOST	WINNING	LAST 10	STRENGTH OF	OPP. STRENGTH	TEAM	ADJ.	CONF.	ADJ CONF.
Average RPI Loss:	123	RECORD	PCT. RANK	GAMES	SCHEDULE	OF SCHEDULE	RPI	RPI	RPI	RPI
DIV. I ONLY	2- 6	276	0- 1	101	182	193	193	30	30	
DIV. I NON-CONF.	2- 6	277	0- 1	101	179	192	192	30	30	
TOTALS	RPI 1-25	RPI 26-50	W-L RECORDS	RPI 51-100	RPI 101-150	RPI 150+				
2- 6	0- 1	0- 1	OVERALL	0- 1	0- 1	2- 2				
0- 1	0- 0	0- 0	HOME	0- 0	0- 0	0- 1				
1- 4	0- 0	0- 1	AWAY	0- 1	0- 1	1- 1				
1- 1	0- 1	0- 0	NEUTRAL	0- 0	0- 0	1- 0				
2- 6	0- 1	0- 1	NON-CONFERENCE	0- 1	0- 1	2- 2				
0- 1	0- 0	0- 0	HOME	0- 0	0- 0	0- 1				
1- 4	0- 0	0- 1	AWAY	0- 1	0- 1	1- 1				
1- 1	0- 1	0- 0	NEUTRAL	0- 0	0- 0	1- 0				
0- 0	0- 0	0- 0	CONFERENCE	0- 0	0- 0	0- 0				
0- 0	0- 0	0- 0	HOME	0- 0	0- 0	0- 0				
0- 0	0- 0	0- 0	AWAY	0- 0	0- 0	0- 0				
0- 0	0- 0	0- 0	NEUTRAL	0- 0	0- 0	0- 0				

RPI 1-25				RPI 26-50				RPI 51-100				RPI 101+ Team's RPI: 193			
RPI	S	Opponent	Score	RPI	S	Opponent	Score	RPI	S	Opponent	Score	RPI	S	Opponent	Score
15	N	FGCU	64 97	46	A	Virginia Tech	41 105	60	A	West Virginia	45 74	144	A	South Fla.	23 62
												165	H	Youngstown St.	46 56
												196	N	Stetson	78 73
												255	A	Vermont	73 69
												305	A	Morehead St.	54 65
LAST 12 Division I GAMES:															
60	A	West Virginia	45 74	165	H	Youngstown St.	46 56	255	A	Vermont	73 69	144	A	South Fla.	23 62
46	A	Virginia Tech	41 105					15	N	FGCU	64 97	305	A	Morehead St.	54 65
								196	N	Stetson	78 73				

Non-Div I Games:

Saint Francis (PA)

Saint Joseph's

Through Games Of 12/8/19

Average RPI Win:	197	WON-LOST	WINNING	LAST 10	STRENGTH OF	OPP. STRENGTH	TEAM	ADJ.	CONF.	ADJ CONF.
Average RPI Loss:	96	RECORD	PCT. RANK	GAMES	SCHEDULE	OF SCHEDULE	RPI	RPI	RPI	RPI
DIV. I ONLY	4- 5	189	0- 1	153	93	189	189	10	10	
DIV. I NON-CONF.	4- 5	188	0- 1	153	93	189	189	10	10	
TOTALS	RPI 1-25	RPI 26-50	W-L RECORDS	RPI 51-100	RPI 101-150	RPI 150+				
4- 5	0- 0	0- 0	OVERALL	1- 3	0- 2	3- 0				
3- 2	0- 0	0- 0	HOME	1- 2	0- 0	2- 0				
1- 2	0- 0	0- 0	AWAY	0- 0	0- 2	1- 0				
0- 1	0- 0	0- 0	NEUTRAL	0- 1	0- 0	0- 0				
4- 5	0- 0	0- 0	NON-CONFERENCE	1- 3	0- 2	3- 0				
3- 2	0- 0	0- 0	HOME	1- 2	0- 0	2- 0				
1- 2	0- 0	0- 0	AWAY	0- 0	0- 2	1- 0				
0- 1	0- 0	0- 0	NEUTRAL	0- 1	0- 0	0- 0				
0- 0	0- 0	0- 0	CONFERENCE	0- 0	0- 0	0- 0				
0- 0	0- 0	0- 0	HOME	0- 0	0- 0	0- 0				
0- 0	0- 0	0- 0	AWAY	0- 0	0- 0	0- 0				
0- 0	0- 0	0- 0	NEUTRAL	0- 0	0- 0	0- 0				

RPI 1-25			RPI 26-50			RPI 51-100			RPI 101+			Team's RPI: 189
RPI	S	Opponent	Score	RPI	S	Opponent	Score	RPI	S	Opponent	Score	
						62 H Drexel	52 62	110 A Auburn		62 66		
						77 H Temple	67 63	141 A Villanova		44 60		
						78 N Seton Hall	39 55	169 A Columbia		71 57		
						87 H Penn	45 55	260 H American		72 51		
								280 H Sacred Heart		71 44		
LAST 12 Division I GAMES:												
141 A Villanova		44 60	110 A Auburn		62 66							
280 H Sacred Heart		71 44	87 H Penn		45 55							
62 H Drexel		52 62	78 N Seton Hall		39 55							
260 H American		72 51	77 H Temple		67 63							
			169 A Columbia		71 57							

Non-Div I Games:

Saint Joseph's

■ Loss,
 ■ Non-Conf,
 ■ S Site,
 ■ H Home
 ■ A Away
 N Neutral

Saint Louis

Through Games Of 12/8/19

Average RPI Win:	154	WON-LOST	WINNING	LAST 10	STRENGTH OF	OPP. STRENGTH	TEAM	ADJ.	CONF.	ADJ CONF.
Average RPI Loss:	134	RECORD	PCT. RANK	GAMES	SCHEDULE	OF SCHEDULE	RPI	RPI	RPI	RPI
DIV. I ONLY	7- 3	79	1- 0	89	138	37	37	10	10	
DIV. I NON-CONF.	7- 3	80	1- 0	89	138	37	37	10	10	
TOTALS	RPI 1-25	RPI 26-50	W-L RECORDS	RPI 51-100	RPI 101-150	RPI 150+				
7- 3	1- 0	0- 0	OVERALL	1- 0	2- 2	3- 1				
4- 0	1- 0	0- 0	HOME	1- 0	1- 0	1- 0				
3- 3	0- 0	0- 0	AWAY	0- 0	1- 2	2- 1				
0- 0	0- 0	0- 0	NEUTRAL	0- 0	0- 0	0- 0				
7- 3	1- 0	0- 0	NON-CONFERENCE	1- 0	2- 2	3- 1				
4- 0	1- 0	0- 0	HOME	1- 0	1- 0	1- 0				
3- 3	0- 0	0- 0	AWAY	0- 0	1- 2	2- 1				
0- 0	0- 0	0- 0	NEUTRAL	0- 0	0- 0	0- 0				
0- 0	0- 0	0- 0	CONFERENCE	0- 0	0- 0	0- 0				
0- 0	0- 0	0- 0	HOME	0- 0	0- 0	0- 0				
0- 0	0- 0	0- 0	AWAY	0- 0	0- 0	0- 0				
0- 0	0- 0	0- 0	NEUTRAL	0- 0	0- 0	0- 0				

RPI 1-25				RPI 26-50		Team's RPI: 37		RPI 51-100				RPI 101+			
RPI	S	Opponent	Score	RPI	S	Opponent	Score	RPI	S	Opponent	Score	RPI	S	Opponent	Score
21	H	Illinois St.	61 56					57	H	Colgate	61 51	103	A	Vanderbilt	50 62
												129	A	Southern Ill.	53 61
												145	H	UT Martin	56 50
												149	A	Cincinnati	60 50
												170	A	Missouri	58 83
												187	H	Southeast Mo. St.	76 61
												249	A	Northern Ky.	67 42
												270	A	SIUE	68 35
LAST 12 Division I GAMES:															
170	A	Missouri	58 83	21	H	Illinois St.	61 56	249	A	Northern Ky.	67 42	145	H	UT Martin	56 50
187	H	Southeast Mo. St.	76 61												
129	A	Southern Ill.	53 61												
57	H	Colgate	61 51												
270	A	SIUE	68 35												
103	A	Vanderbilt	50 62												

Non-Div I Games:

Saint Louis

■ Loss,
 ■ Non-Conf,
 ■ S Site,
 ■ H Home
 ■ A Away
 N Neutral

Saint Mary's (CA)

Through Games Of 12/8/19

Average RPI Win:	220	WON-LOST	WINNING	LAST 10	STRENGTH OF	OPP. STRENGTH	TEAM	ADJ.	CONF.	ADJ CONF.
Average RPI Loss:	124	RECORD	PCT. RANK	GAMES	SCHEDULE	OF SCHEDULE	RPI	RPI	RPI	RPI
DIV. I ONLY	4- 4	160	1- 0	48	274	146	146	12	12	
DIV. I NON-CONF.	4- 4	160	1- 0	47	274	145	145	12	12	
TOTALS	RPI 1-25	RPI 26-50	W-L RECORDS	RPI 51-100	RPI 101-150	RPI 150+				
4- 4	0- 1	1- 1	OVERALL	0- 0	0- 1	3- 1				
4- 2	0- 1	1- 1	HOME	0- 0	0- 0	3- 0				
0- 2	0- 0	0- 0	AWAY	0- 0	0- 1	0- 1				
0- 0	0- 0	0- 0	NEUTRAL	0- 0	0- 0	0- 0				
4- 4	0- 1	1- 1	NON-CONFERENCE	0- 0	0- 1	3- 1				
4- 2	0- 1	1- 1	HOME	0- 0	0- 0	3- 0				
0- 2	0- 0	0- 0	AWAY	0- 0	0- 1	0- 1				
0- 0	0- 0	0- 0	NEUTRAL	0- 0	0- 0	0- 0				
0- 0	0- 0	0- 0	CONFERENCE	0- 0	0- 0	0- 0				
0- 0	0- 0	0- 0	HOME	0- 0	0- 0	0- 0				
0- 0	0- 0	0- 0	AWAY	0- 0	0- 0	0- 0				
0- 0	0- 0	0- 0	NEUTRAL	0- 0	0- 0	0- 0				

RPI 1-25				RPI 26-50				RPI 51-100				RPI 101+ Team's RPI: 146			
RPI	S	Opponent	Score	RPI	S	Opponent	Score	RPI	S	Opponent	Score	RPI	S	Opponent	Score
16	H	NC State	70 87	43	H	Western Ky.	80 73					102	A	Wyoming	67 69
				50	H	Marquette	63 77					269	H	UC Davis	83 74
												271	H	UC Santa Barbara	64 43
												298	H	Cal Poly	84 67
												328	A	Nevada	72 78
LAST 12 Division I GAMES:															
16	H	NC State	70 87	298	H	Cal Poly	84 67								
269	H	UC Davis	83 74	43	H	Western Ky.	80 73								
102	A	Wyoming	67 69	50	H	Marquette	63 77								
271	H	UC Santa Barbara	64 43												
328	A	Nevada	72 78												

Non-Div I Games:

Saint Mary's (CA)

■ Loss,
 ■ Non-Conf, S Site,
 ■ Home
 ■ Away
 N Neutral

Saint Peter's

Through Games Of 12/8/19

Average RPI Win:	299	WON-LOST	WINNING	LAST 10	STRENGTH OF	OPP. STRENGTH	TEAM	ADJ.	CONF.	ADJ CONF.
Average RPI Loss:	209	RECORD	PCT. RANK	GAMES	SCHEDULE	OF SCHEDULE	RPI	RPI	RPI	RPI
DIV. I ONLY	3- 4	199	0- 1	351	126	307	307	21	21	
DIV. I NON-CONF.	3- 4	198	0- 1	351	126	307	307	20	20	
TOTALS	RPI 1-25	RPI 26-50	W-L RECORDS	RPI 51-100	RPI 101-150	RPI 150+				
3- 4	0- 0	0- 0	OVERALL	0- 0	0- 0	3- 4				
1- 0	0- 0	0- 0	HOME	0- 0	0- 0	1- 0				
2- 4	0- 0	0- 0	AWAY	0- 0	0- 0	2- 4				
0- 0	0- 0	0- 0	NEUTRAL	0- 0	0- 0	0- 0				
3- 4	0- 0	0- 0	NON-CONFERENCE	0- 0	0- 0	3- 4				
1- 0	0- 0	0- 0	HOME	0- 0	0- 0	1- 0				
2- 4	0- 0	0- 0	AWAY	0- 0	0- 0	2- 4				
0- 0	0- 0	0- 0	NEUTRAL	0- 0	0- 0	0- 0				
0- 0	0- 0	0- 0	CONFERENCE	0- 0	0- 0	0- 0				
0- 0	0- 0	0- 0	HOME	0- 0	0- 0	0- 0				
0- 0	0- 0	0- 0	AWAY	0- 0	0- 0	0- 0				
0- 0	0- 0	0- 0	NEUTRAL	0- 0	0- 0	0- 0				

RPI 1-25				RPI 26-50				RPI 51-100				RPI 101+				Team's RPI: 307	
RPI	S	Opponent	Score	RPI	S	Opponent	Score	RPI	S	Opponent	Score	RPI	S	Opponent	Score		
												174	A	Delaware St.	66	89	
												175	A	Wagner	89	90	
												241	A	NJIT	73	76	
												247	A	Howard	80	92	
												253	H	Morgan St.	78	77	
												308	A	Coppin St.	82	57	
												335	A	LIU Brooklyn	89	74	
LAST 12 Division I GAMES:																	
				174	A	Delaware St.	66	89				241	A	NJIT	73	76	
												253	H	Morgan St.	78	77	
												247	A	Howard	80	92	
												308	A	Coppin St.	82	57	
												175	A	Wagner	89	90	
												335	A	LIU Brooklyn	89	74	

Non-Div I Games:

Saint Peter's

■ Loss,
 ■ Non-Conf,
 ■ S Site,
 ■ Home
 ■ A Away
 N Neutral

Average RPI Win:	276	WON-LOST	WINNING	LAST 10	STRENGTH OF	OPP. STRENGTH	TEAM	ADJ.	CONF.	ADJ CONF.
Average RPI Loss:	202	RECORD	PCT. RANK	GAMES	SCHEDULE	OF SCHEDULE	RPI	RPI	RPI	RPI
DIV. I ONLY	2- 3	214	1- 0	116	348	168	168	26	26	
DIV. I NON-CONF.	2- 3	215	1- 0	116	348	165	165	26	26	
TOTALS	RPI 1-25	RPI 26-50	W-L RECORDS	RPI 51-100	RPI 101-150	RPI 150+				
2- 3	0- 0	0- 0	OVERALL	0- 0	0- 1	2- 2				
1- 0	0- 0	0- 0	HOME	0- 0	0- 0	1- 0				
1- 3	0- 0	0- 0	AWAY	0- 0	0- 1	1- 2				
0- 0	0- 0	0- 0	NEUTRAL	0- 0	0- 0	0- 0				
2- 3	0- 0	0- 0	NON-CONFERENCE	0- 0	0- 1	2- 2				
1- 0	0- 0	0- 0	HOME	0- 0	0- 0	1- 0				
1- 3	0- 0	0- 0	AWAY	0- 0	0- 1	1- 2				
0- 0	0- 0	0- 0	NEUTRAL	0- 0	0- 0	0- 0				
0- 0	0- 0	0- 0	CONFERENCE	0- 0	0- 0	0- 0				
0- 0	0- 0	0- 0	HOME	0- 0	0- 0	0- 0				
0- 0	0- 0	0- 0	AWAY	0- 0	0- 0	0- 0				
0- 0	0- 0	0- 0	NEUTRAL	0- 0	0- 0	0- 0				

RPI 1-25			RPI 26-50			RPI 51-100			RPI 101+			Team's RPI: 168
RPI	S	Opponent	Score	RPI	S	Opponent	Score	RPI	S	Opponent	Score	
								126	A	Texas Tech	57	99
								206	H	Louisiana	77	73
								225	A	Oral Roberts	41	64
								256	A	Ole Miss	69	75
								345	A	UTSA	81	77
LAST 12 Division I GAMES:												
				345	A	UTSA	81	77				
				225	A	Oral Roberts	41	64				
				256	A	Ole Miss	69	75				
				126	A	Texas Tech	57	99				
				206	H	Louisiana	77	73				

Non-Div I Games: Jarvis Christian 114 46 Howard Payne 91 49

Sam Houston St.

Average RPI Win:	274	WON-LOST	WINNING	LAST 10	STRENGTH OF	OPP. STRENGTH	TEAM	ADJ.	CONF.	ADJ CONF.
Average RPI Loss:	136	RECORD	PCT. RANK	GAMES	SCHEDULE	OF SCHEDULE	RPI	RPI	RPI	RPI
DIV. I ONLY	2- 8	297	0- 1	77	297	204	204	25	25	
DIV. I NON-CONF.	2- 8	297	0- 1	75	299	203	203	25	25	
TOTALS	RPI 1-25	RPI 26-50	W-L RECORDS	RPI 51-100	RPI 101-150	RPI 150+				
2- 8	0- 1	0- 2	OVERALL	0- 0	0- 1	2- 4				
0- 2	0- 0	0- 1	HOME	0- 0	0- 0	0- 1				
2- 6	0- 1	0- 1	AWAY	0- 0	0- 1	2- 3				
0- 0	0- 0	0- 0	NEUTRAL	0- 0	0- 0	0- 0				
2- 8	0- 1	0- 2	NON-CONFERENCE	0- 0	0- 1	2- 4				
0- 2	0- 0	0- 1	HOME	0- 0	0- 0	0- 1				
2- 6	0- 1	0- 1	AWAY	0- 0	0- 1	2- 3				
0- 0	0- 0	0- 0	NEUTRAL	0- 0	0- 0	0- 0				
0- 0	0- 0	0- 0	CONFERENCE	0- 0	0- 0	0- 0				
0- 0	0- 0	0- 0	HOME	0- 0	0- 0	0- 0				
0- 0	0- 0	0- 0	AWAY	0- 0	0- 0	0- 0				
0- 0	0- 0	0- 0	NEUTRAL	0- 0	0- 0	0- 0				

RPI 1-25				RPI 26-50				RPI 51-100				RPI 101+ Team's RPI: 204			
RPI	S	Opponent	Score	RPI	S	Opponent	Score	RPI	S	Opponent	Score	RPI	S	Opponent	Score
23	A	Florida St.	59 88	31	A	Kentucky	49 79					145	A	UT Martin	75 80
				36	H	Troy	65 74					179	A	Florida	48 84
												190	A	Kennesaw St.	55 60
												223	A	UAB	69 76
												230	A	North Ala.	79 63
												257	H	Tennessee Tech	57 72
												317	A	Alabama St.	83 48
LAST 12 Division I GAMES:															
31	A	Kentucky	49 79	223	A	UAB	69 76								
179	A	Florida	48 84	317	A	Alabama St.	83 48								
36	H	Troy	65 74	230	A	North Ala.	79 63								
190	A	Kennesaw St.	55 60	257	H	Tennessee Tech	57 72								
				145	A	UT Martin	75 80								
				23	A	Florida St.	59 88								

Non-Div I Games: Montevallo 81 60

Samford

■ Loss,
 ■ Non-Conf,
 ■ S Site,
 ■ H Home
 ■ A Away
 N Neutral

Average RPI Win: 240		WON-LOST	WINNING	LAST 10	STRENGTH OF	OPP. STRENGTH	TEAM	ADJ.	CONF.	ADJ CONF.
Average RPI Loss: 160		RECORD	PCT. RANK	GAMES	SCHEDULE	OF SCHEDULE	RPI	RPI	RPI	RPI
DIV. I ONLY		3- 4	199	0- 1	161	280	235	235	12	12
DIV. I NON-CONF.		3- 4	198	0- 1	162	281	235	235	12	12
TOTALS	RPI 1-25	RPI 26-50		W-L RECORDS		RPI 51-100	RPI 101-150	RPI 150+		
3- 4	0- 0	0- 0		OVERALL		0- 0	0- 2	3- 2		
2- 3	0- 0	0- 0		HOME		0- 0	0- 2	2- 1		
1- 1	0- 0	0- 0		AWAY		0- 0	0- 0	1- 1		
0- 0	0- 0	0- 0		NEUTRAL		0- 0	0- 0	0- 0		
3- 4	0- 0	0- 0		NON-CONFERENCE		0- 0	0- 2	3- 2		
2- 3	0- 0	0- 0		HOME		0- 0	0- 2	2- 1		
1- 1	0- 0	0- 0		AWAY		0- 0	0- 0	1- 1		
0- 0	0- 0	0- 0		NEUTRAL		0- 0	0- 0	0- 0		
0- 0	0- 0	0- 0		CONFERENCE		0- 0	0- 0	0- 0		
0- 0	0- 0	0- 0		HOME		0- 0	0- 0	0- 0		
0- 0	0- 0	0- 0		AWAY		0- 0	0- 0	0- 0		
0- 0	0- 0	0- 0		NEUTRAL		0- 0	0- 0	0- 0		

RPI 1-25				RPI 26-50				RPI 51-100				RPI 101+				Team's RPI: 235	
RPI	S	Opponent	Score	RPI	S	Opponent	Score	RPI	S	Opponent	Score	RPI	S	Opponent	Score		
												116	H	Idaho	32	65	
												126	H	Texas Tech	60	64	
												159	H	Monmouth	57	49	
												162	A	San Jose St.	82	88	
												236	H	Cal St. Fullerton	67	72	
												273	H	Towson	81	67	
												288	A	Air Force	70	59	

Non-Div I Games:	Biola	81	28
------------------	-------	----	----

San Diego

■ Loss, ■ Non-Conf, S Site, H Home A Away N Neutral

Average RPI Win:	267	WON-LOST	WINNING	LAST 10	STRENGTH OF	OPP. STRENGTH	TEAM	ADJ.	CONF.	ADJ CONF.
Average RPI Loss:	180	RECORD	PCT. RANK	GAMES	SCHEDULE	OF SCHEDULE	RPI	RPI	RPI	RPI
DIV. I ONLY	3- 6	231	0- 1	260	270	311	311	20	20	
DIV. I NON-CONF.	2- 5	254	0- 0	296	224	328	328	21	21	
TOTALS	RPI 1-25	RPI 26-50	W-L RECORDS	RPI 51-100	RPI 101-150	RPI 150+				
3- 6	0- 0	0- 0	OVERALL	0- 1	0- 0	3- 5				
3- 3	0- 0	0- 0	HOME	0- 1	0- 0	3- 2				
0- 3	0- 0	0- 0	AWAY	0- 0	0- 0	0- 3				
0- 0	0- 0	0- 0	NEUTRAL	0- 0	0- 0	0- 0				
2- 5	0- 0	0- 0	NON-CONFERENCE	0- 1	0- 0	2- 4				
2- 3	0- 0	0- 0	HOME	0- 1	0- 0	2- 2				
0- 2	0- 0	0- 0	AWAY	0- 0	0- 0	0- 2				
0- 0	0- 0	0- 0	NEUTRAL	0- 0	0- 0	0- 0				
1- 1	0- 0	0- 0	CONFERENCE	0- 0	0- 0	1- 1				
1- 0	0- 0	0- 0	HOME	0- 0	0- 0	1- 0				
0- 1	0- 0	0- 0	AWAY	0- 0	0- 0	0- 1				
0- 0	0- 0	0- 0	NEUTRAL	0- 0	0- 0	0- 0				

RPI 1-25				RPI 26-50				RPI 51-100				RPI 101+				Team's RPI: 311	
RPI	S	Opponent	Score	RPI	S	Opponent	Score	RPI	S	Opponent	Score	RPI	S	Opponent	Score		
								56	H	California	48	74	154	A	Hawaii	58	61
												162	A	San Jose St.	67	84	
												186	H	Alabama A&M	53	61	
												236	H	Cal St. Fullerton	55	45	
												250	H	Arkansas St.	62	71	
												271	A	UC Santa Barbara	52	64	
												273	H	Towson	80	72	
												293	H	Colorado St.	59	49	
LAST 12 Division I GAMES:																	
250	H	Arkansas St.	62	71	162	A	San Jose St.	67	84								
271	A	UC Santa Barbara	52	64	293	H	Colorado St.	59	49								
56	H	California	48	74	154	A	Hawaii	58	61								
236	H	Cal St. Fullerton	55	45													
186	H	Alabama A&M	53	61													
273	H	Towson	80	72													

Non-Div I Games: Westcliff 77 56

San Diego St.

Average RPI Win:	180	WON-LOST	WINNING	LAST 10	STRENGTH OF	OPP. STRENGTH	TEAM	ADJ.	CONF.	ADJ CONF.
Average RPI Loss:	100	RECORD	PCT. RANK	GAMES	SCHEDULE	OF SCHEDULE	RPI	RPI	RPI	RPI
DIV. I ONLY	5- 4	144	1- 0	82	95	95	95	12	12	
DIV. I NON-CONF.	5- 4	143	1- 0	80	95	96	96	12	12	
TOTALS	RPI 1-25	RPI 26-50	W-L RECORDS	RPI 51-100	RPI 101-150	RPI 150+				
5- 4	0- 2	0- 0	OVERALL	0- 0	2- 1	3- 1				
2- 2	0- 1	0- 0	HOME	0- 0	0- 1	2- 0				
1- 1	0- 0	0- 0	AWAY	0- 0	0- 0	1- 1				
2- 1	0- 1	0- 0	NEUTRAL	0- 0	2- 0	0- 0				
5- 4	0- 2	0- 0	NON-CONFERENCE	0- 0	2- 1	3- 1				
2- 2	0- 1	0- 0	HOME	0- 0	0- 1	2- 0				
1- 1	0- 0	0- 0	AWAY	0- 0	0- 0	1- 1				
2- 1	0- 1	0- 0	NEUTRAL	0- 0	2- 0	0- 0				
0- 0	0- 0	0- 0	CONFERENCE	0- 0	0- 0	0- 0				
0- 0	0- 0	0- 0	HOME	0- 0	0- 0	0- 0				
0- 0	0- 0	0- 0	AWAY	0- 0	0- 0	0- 0				
0- 0	0- 0	0- 0	NEUTRAL	0- 0	0- 0	0- 0				

RPI 1-25				RPI 26-50				RPI 51-100 Team's RPI: 95				RPI 101+			
RPI	S	Opponent	Score	RPI	S	Opponent	Score	RPI	S	Opponent	Score	RPI	S	Opponent	Score
4	H	Stanford	71 97									112	N	Bowling Green	64 56
11	N	Mississippi St.	38 73									116	H	Idaho	60 66
												118	N	Houston	80 57
												200	A	Northern Colo.	90 83
												232	H	CSUN	79 61
												236	H	Cal St. Fullerton	71 63
												269	A	UC Davis	67 79
LAST 12 Division I GAMES:															
116	H	Idaho	60 66	112	N	Bowling Green	64 56								
232	H	CSUN	79 61	118	N	Houston	80 57								
4	H	Stanford	71 97	236	H	Cal St. Fullerton	71 63								
200	A	Northern Colo.	90 83	11	N	Mississippi St.	38 73								
				269	A	UC Davis	67 79								

Non-Div I Games:

San Francisco

Average RPI Win:	250	WON-LOST	WINNING	LAST 10	STRENGTH OF	OPP. STRENGTH	TEAM	ADJ.	CONF.	ADJ CONF.
Average RPI Loss:	125	RECORD	PCT. RANK	GAMES	SCHEDULE	OF SCHEDULE	RPI	RPI	RPI	RPI
DIV. I ONLY	7- 3	79	1- 0	317	123	162	162	20	20	
DIV. I NON-CONF.	5- 3	104	0- 0	313	88	181	181	21	21	
TOTALS	RPI 1-25	RPI 26-50	W-L RECORDS	RPI 51-100	RPI 101-150	RPI 150+				
7- 3	0- 0	0- 0	OVERALL	1- 1	0- 1	6- 1				
5- 0	0- 0	0- 0	HOME	1- 0	0- 0	4- 0				
2- 3	0- 0	0- 0	AWAY	0- 1	0- 1	2- 1				
0- 0	0- 0	0- 0	NEUTRAL	0- 0	0- 0	0- 0				
5- 3	0- 0	0- 0	NON-CONFERENCE	1- 1	0- 1	4- 1				
4- 0	0- 0	0- 0	HOME	1- 0	0- 0	3- 0				
1- 3	0- 0	0- 0	AWAY	0- 1	0- 1	1- 1				
0- 0	0- 0	0- 0	NEUTRAL	0- 0	0- 0	0- 0				
2- 0	0- 0	0- 0	CONFERENCE	0- 0	0- 0	2- 0				
1- 0	0- 0	0- 0	HOME	0- 0	0- 0	1- 0				
1- 0	0- 0	0- 0	AWAY	0- 0	0- 0	1- 0				
0- 0	0- 0	0- 0	NEUTRAL	0- 0	0- 0	0- 0				

RPI 1-25				RPI 26-50				RPI 51-100				RPI 101+ Team's RPI: 162			
RPI	S	Opponent	Score	RPI	S	Opponent	Score	RPI	S	Opponent	Score	RPI	S	Opponent	Score
								70	A	CSU Bakersfield	71 75	123	A	Santa Clara	81 89
								94	H	Buffalo	95 88	183	A	UC Irvine	77 79
												222	H	Eastern Wash.	84 66
												235	H	San Diego	88 82
												267	A	Utah St.	76 61
												271	A	UC Santa Barbara	73 70
												311	H	San Diego St.	84 67
												350	H	Sacramento St.	73 67
LAST 12 Division I GAMES:															
				311	H	San Diego St.	84 67	70	A	CSU Bakersfield	71 75				
				267	A	Utah St.	76 61	235	H	San Diego	88 82				
				222	H	Eastern Wash.	84 66	94	H	Buffalo	95 88				
				183	A	UC Irvine	77 79	350	H	Sacramento St.	73 67				
								271	A	UC Santa Barbara	73 70				
								123	A	Santa Clara	81 89				

Non-Div I Games:

San Jose St.

Santa Clara

Through Games Of 12/8/19

Average RPI Win:	216	WON-LOST	WINNING	LAST 10	STRENGTH OF	OPP. STRENGTH	TEAM	ADJ.	CONF.	ADJ CONF.
Average RPI Loss:	132	RECORD	PCT. RANK	GAMES	SCHEDULE	OF SCHEDULE	RPI	RPI	RPI	RPI
DIV. I ONLY	3- 4	199	0- 1	65	237	123	123	12	12	
DIV. I NON-CONF.	3- 4	198	0- 1	64	237	122	122	12	12	
TOTALS	RPI 1-25	RPI 26-50	W-L RECORDS	RPI 51-100	RPI 101-150	RPI 150+				
3- 4	0- 1	0- 1	OVERALL	0- 0	0- 0	3- 2				
1- 1	0- 0	0- 0	HOME	0- 0	0- 0	1- 1				
1- 2	0- 1	0- 1	AWAY	0- 0	0- 0	1- 0				
1- 1	0- 0	0- 0	NEUTRAL	0- 0	0- 0	1- 1				
3- 4	0- 1	0- 1	NON-CONFERENCE	0- 0	0- 0	3- 2				
1- 1	0- 0	0- 0	HOME	0- 0	0- 0	1- 1				
1- 2	0- 1	0- 1	AWAY	0- 0	0- 0	1- 0				
1- 1	0- 0	0- 0	NEUTRAL	0- 0	0- 0	1- 1				
0- 0	0- 0	0- 0	CONFERENCE	0- 0	0- 0	0- 0				
0- 0	0- 0	0- 0	HOME	0- 0	0- 0	0- 0				
0- 0	0- 0	0- 0	AWAY	0- 0	0- 0	0- 0				
0- 0	0- 0	0- 0	NEUTRAL	0- 0	0- 0	0- 0				

RPI 1-25				RPI 26-50				RPI 51-100				RPI 101+ Team's RPI: 123			
RPI	S	Opponent	Score	RPI	S	Opponent	Score	RPI	S	Opponent	Score	RPI	S	Opponent	Score
2	A	Missouri St.	64 71	38	A	Arizona	52 65					162	H	San Jose St.	89 81
												210	N	Delaware	80 81
												217	N	Montana	68 58
												269	A	UC Davis	62 61
												279	H	Long Beach St.	46 54
LAST 12 Division I GAMES:															
				279	H	Long Beach St.	46 54	269	A	UC Davis	62 61				
				210	N	Delaware	80 81	162	H	San Jose St.	89 81				
				217	N	Montana	68 58	38	A	Arizona	52 65				
				2	A	Missouri St.	64 71								

Non-Div I Games: UC Santa Cruz 109 51

Santa Clara

Loss, Non-Conf, S Site, H Home A Away N Neutral

Average RPI Win:	315	WON-LOST	WINNING	LAST 10	STRENGTH OF	OPP. STRENGTH	TEAM	ADJ.	CONF.	ADJ CONF.
Average RPI Loss:	188	RECORD	PCT. RANK	GAMES	SCHEDULE	OF SCHEDULE	RPI	RPI	RPI	RPI
DIV. I ONLY	2- 6	276	1- 0	343	231	343	343	32	32	
DIV. I NON-CONF.	2- 6	277	1- 0	343	231	343	343	32	32	
TOTALS	RPI 1-25	RPI 26-50	W-L RECORDS	RPI 51-100	RPI 101-150	RPI 150+				
2- 6	0- 0	0- 0	OVERALL	0- 0	0- 2	2- 4				
2- 2	0- 0	0- 0	HOME	0- 0	0- 2	2- 0				
0- 4	0- 0	0- 0	AWAY	0- 0	0- 0	0- 4				
0- 0	0- 0	0- 0	NEUTRAL	0- 0	0- 0	0- 0				
2- 6	0- 0	0- 0	NON-CONFERENCE	0- 0	0- 2	2- 4				
2- 2	0- 0	0- 0	HOME	0- 0	0- 2	2- 0				
0- 4	0- 0	0- 0	AWAY	0- 0	0- 0	0- 4				
0- 0	0- 0	0- 0	NEUTRAL	0- 0	0- 0	0- 0				
0- 0	0- 0	0- 0	CONFERENCE	0- 0	0- 0	0- 0				
0- 0	0- 0	0- 0	HOME	0- 0	0- 0	0- 0				
0- 0	0- 0	0- 0	AWAY	0- 0	0- 0	0- 0				
0- 0	0- 0	0- 0	NEUTRAL	0- 0	0- 0	0- 0				

RPI	S	Opponent	Score	RPI	S	Opponent	Score	RPI	S	Opponent	Score	RPI	S	Opponent	Score	Team's RPI: 343
												116	H	Idaho	84	90
												124	H	Montana St.	65	73
												156	A	Washington	46	78
												178	A	Idaho St.	48	73
												267	A	Utah St.	63	70
												279	H	Long Beach St.	66	54
												284	A	Northern Ariz.	80	88
												350	H	Sacramento St.	88	84
LAST 12 Division I GAMES:																
				156	A	Washington	46	78				279	H	Long Beach St.	66	54
				116	H	Idaho	84	90				350	H	Sacramento St.	88	84
				284	A	Northern Ariz.	80	88				124	H	Montana St.	65	73
				178	A	Idaho St.	48	73								
				267	A	Utah St.	63	70								

Non-Div I Games: Saint Martin's 91 81 Central Wash. 75 65

Seattle U

Average RPI Win:	215	WON-LOST	WINNING	LAST 10	STRENGTH OF	OPP. STRENGTH	TEAM	ADJ.	CONF.	ADJ CONF.
Average RPI Loss:	31	RECORD	PCT. RANK	GAMES	SCHEDULE	OF SCHEDULE	RPI	RPI	RPI	RPI
DIV. I ONLY	6- 4	121	1- 0	56	76	78	78	6	6	
DIV. I NON-CONF.	6- 4	122	1- 0	55	75	77	77	6	6	
TOTALS	RPI 1-25	RPI 26-50	W-L RECORDS	RPI 51-100	RPI 101-150	RPI 150+				
6- 4	0- 2	0- 1	OVERALL	0- 1	1- 0	5- 0				
3- 2	0- 2	0- 0	HOME	0- 0	0- 0	3- 0				
1- 1	0- 0	0- 0	AWAY	0- 1	0- 0	1- 0				
2- 1	0- 0	0- 1	NEUTRAL	0- 0	1- 0	1- 0				
6- 4	0- 2	0- 1	NON-CONFERENCE	0- 1	1- 0	5- 0				
3- 2	0- 2	0- 0	HOME	0- 0	0- 0	3- 0				
1- 1	0- 0	0- 0	AWAY	0- 1	0- 0	1- 0				
2- 1	0- 0	0- 1	NEUTRAL	0- 0	1- 0	1- 0				
0- 0	0- 0	0- 0	CONFERENCE	0- 0	0- 0	0- 0				
0- 0	0- 0	0- 0	HOME	0- 0	0- 0	0- 0				
0- 0	0- 0	0- 0	AWAY	0- 0	0- 0	0- 0				
0- 0	0- 0	0- 0	NEUTRAL	0- 0	0- 0	0- 0				

RPI 1-25				RPI 26-50				RPI 51-100 Team's RPI: 78				RPI 101+			
RPI	S	Opponent	Score	RPI	S	Opponent	Score	RPI	S	Opponent	Score	RPI	S	Opponent	Score
3	H	UConn	78 92	27	N	Georgia Tech	54 79	89	A	Lehigh	68 75	103	N	Vanderbilt	69 65
5	H	Princeton	76 78									189	N	Saint Joseph's	55 39
												233	H	Fairfield	74 44
												243	H	VCU	53 33
												244	A	Iona	89 37
												280	H	Sacred Heart	95 69
LAST 12 Division I GAMES:															
103	N	Vanderbilt	69 65	244	A	Iona	89 37	3	H	UConn	78 92				
243	H	VCU	53 33	27	N	Georgia Tech	54 79	89	A	Lehigh	68 75				
233	H	Fairfield	74 44					189	N	Saint Joseph's	55 39				
280	H	Sacred Heart	95 69					5	H	Princeton	76 78				

Non-Div I Games:

Seton Hall

Average RPI Win:	284	WON-LOST	WINNING	LAST 10	STRENGTH OF	OPP. STRENGTH	TEAM	ADJ.	CONF.	ADJ CONF.
Average RPI Loss:	93	RECORD	PCT. RANK	GAMES	SCHEDULE	OF SCHEDULE	RPI	RPI	RPI	RPI
DIV. I ONLY	2- 5	254	1- 0	29	325	195	195	21	21	
DIV. I NON-CONF.	2- 5	254	1- 0	28	325	194	194	20	20	
TOTALS	RPI 1-25	RPI 26-50	W-L RECORDS	RPI 51-100	RPI 101-150	RPI 150+				
2- 5	0- 0	0- 0	OVERALL	0- 3	0- 2	2- 0				
2- 1	0- 0	0- 0	HOME	0- 0	0- 1	2- 0				
0- 4	0- 0	0- 0	AWAY	0- 3	0- 1	0- 0				
0- 0	0- 0	0- 0	NEUTRAL	0- 0	0- 0	0- 0				
2- 5	0- 0	0- 0	NON-CONFERENCE	0- 3	0- 2	2- 0				
2- 1	0- 0	0- 0	HOME	0- 0	0- 1	2- 0				
0- 4	0- 0	0- 0	AWAY	0- 3	0- 1	0- 0				
0- 0	0- 0	0- 0	NEUTRAL	0- 0	0- 0	0- 0				
0- 0	0- 0	0- 0	CONFERENCE	0- 0	0- 0	0- 0				
0- 0	0- 0	0- 0	HOME	0- 0	0- 0	0- 0				
0- 0	0- 0	0- 0	AWAY	0- 0	0- 0	0- 0				
0- 0	0- 0	0- 0	NEUTRAL	0- 0	0- 0	0- 0				

RPI 1-25				RPI 26-50				RPI 51-100				RPI 101+				Team's RPI: 195	
RPI	S	Opponent	Score	RPI	S	Opponent	Score	RPI	S	Opponent	Score	RPI	S	Opponent	Score		
								57	A	Colgate	51	88	108	H	Binghamton	62	89
								87	A	Penn	44	92	122	A	Harvard	51	68
								91	A	Fla. Atlantic	39	83	280	H	Sacred Heart	68	57
													287	H	Albany (NY)	52	46
LAST 12 Division I GAMES:																	
								287	H	Albany (NY)	52	46	280	H	Sacred Heart	68	57
								57	A	Colgate	51	88	122	A	Harvard	51	68
								91	A	Fla. Atlantic	39	83	87	A	Penn	44	92
													108	H	Binghamton	62	89

Non-Div I Games:

Siena

South Alabama

Through Games Of 12/8/19

Average RPI Win:	256	WON-LOST	WINNING	LAST 10	STRENGTH OF	OPP. STRENGTH	TEAM	ADJ.	CONF.	ADJ CONF.
Average RPI Loss:	126	RECORD	PCT. RANK	GAMES	SCHEDULE	OF SCHEDULE	RPI	RPI	RPI	RPI
DIV. I ONLY	3- 5	222	1- 1	220	199	274	274	22	22	
DIV. I NON-CONF.	3- 5	224	1- 1	219	198	275	275	22	22	
TOTALS	RPI 1-25	RPI 26-50	W-L RECORDS	RPI 51-100	RPI 101-150	RPI 150+				
3- 5	0- 1	0- 0	OVERALL	0- 0	0- 2	3- 2				
2- 4	0- 1	0- 0	HOME	0- 0	0- 2	2- 1				
1- 1	0- 0	0- 0	AWAY	0- 0	0- 0	1- 1				
0- 0	0- 0	0- 0	NEUTRAL	0- 0	0- 0	0- 0				
3- 5	0- 1	0- 0	NON-CONFERENCE	0- 0	0- 2	3- 2				
2- 4	0- 1	0- 0	HOME	0- 0	0- 2	2- 1				
1- 1	0- 0	0- 0	AWAY	0- 0	0- 0	1- 1				
0- 0	0- 0	0- 0	NEUTRAL	0- 0	0- 0	0- 0				
0- 0	0- 0	0- 0	CONFERENCE	0- 0	0- 0	0- 0				
0- 0	0- 0	0- 0	HOME	0- 0	0- 0	0- 0				
0- 0	0- 0	0- 0	AWAY	0- 0	0- 0	0- 0				
0- 0	0- 0	0- 0	NEUTRAL	0- 0	0- 0	0- 0				

RPI	S	Opponent	Score	RPI	S	Opponent	Score	RPI	S	Opponent	Score	RPI	S	Opponent	Score	Team's RPI: 274
24	H	Rutgers	56 77									110	H	Auburn	62 82	
												119	H	Alabama	62 74	
												153	H	Miami (OH)	73 76	
												182	A	Tulane	62 53	
												223	A	UAB	61 77	
												246	H	A&M-Corpus Christi	83 82	
												339	H	Tennessee St.	70 48	
LAST 12 Division I GAMES:																
182	A	Tulane	62 53	246	H	A&M-Corpus Christi	83 82	153	H	Miami (OH)	73 76					
110	H	Auburn	62 82													
339	H	Tennessee St.	70 48													
119	H	Alabama	62 74													
223	A	UAB	61 77													
24	H	Rutgers	56 77													

Non-Div I Games: Mobile 103 59

South Alabama

Loss, Non-Conf, S Site, H Home A Away N Neutral

Average RPI Win:	167	WON-LOST	WINNING	LAST 10	STRENGTH OF	OPP. STRENGTH	TEAM	ADJ.	CONF.	ADJ CONF.
Average RPI Loss:	19	RECORD	PCT. RANK	GAMES	SCHEDULE	OF SCHEDULE	RPI	RPI	RPI	RPI
DIV. I ONLY	9- 1	16	1- 0	75	113	18	18	7	7	
DIV. I NON-CONF.	9- 1	16	1- 0	73	114	18	18	7	7	
TOTALS	RPI 1-25	RPI 26-50	W-L RECORDS	RPI 51-100	RPI 101-150	RPI 150+				
9- 1	0- 1	2- 0	OVERALL	2- 0	0- 0	5- 0				
3- 0	0- 0	0- 0	HOME	0- 0	0- 0	3- 0				
4- 0	0- 0	1- 0	AWAY	1- 0	0- 0	2- 0				
2- 1	0- 1	1- 0	NEUTRAL	1- 0	0- 0	0- 0				
9- 1	0- 1	2- 0	NON-CONFERENCE	2- 0	0- 0	5- 0				
3- 0	0- 0	0- 0	HOME	0- 0	0- 0	3- 0				
4- 0	0- 0	1- 0	AWAY	1- 0	0- 0	2- 0				
2- 1	0- 1	1- 0	NEUTRAL	1- 0	0- 0	0- 0				
0- 0	0- 0	0- 0	CONFERENCE	0- 0	0- 0	0- 0				
0- 0	0- 0	0- 0	HOME	0- 0	0- 0	0- 0				
0- 0	0- 0	0- 0	AWAY	0- 0	0- 0	0- 0				
0- 0	0- 0	0- 0	NEUTRAL	0- 0	0- 0	0- 0				

RPI 1-25				Team's RPI: 18		RPI 26-50				RPI 51-100				RPI 101+			
RPI	S	Opponent	Score	RPI	S	Opponent	Score	RPI	S	Opponent	Score	RPI	S	Opponent	Score		
19	N	Indiana	57 71	29	N	Baylor	74 59	77	A	Temple	78 71	151	A	Dayton	75 49		
				42	A	Maryland	63 54	84	N	Washington St.	68 53	191	A	Clemson	84 48		
												303	H	Appalachian St.	92 50		
												313	H	USC Upstate	112 32		
												317	H	Alabama St.	103 43		
LAST 12 Division I GAMES:																	
303	H	Appalachian St.	92 50	77	A	Temple	78 71										
151	A	Dayton	75 49	29	N	Baylor	74 59										
42	A	Maryland	63 54	84	N	Washington St.	68 53										
317	H	Alabama St.	103 43	19	N	Indiana	57 71										
				191	A	Clemson	84 48										
				313	H	USC Upstate	112 32										

Non-Div I Games:

South Carolina

Average RPI Win:	306	WON-LOST	WINNING	LAST 10	STRENGTH OF	OPP. STRENGTH	TEAM	ADJ.	CONF.	ADJ CONF.
Average RPI Loss:	246	RECORD	PCT. RANK	GAMES	SCHEDULE	OF SCHEDULE	RPI	RPI	RPI	RPI
DIV. I ONLY	1- 8	323	0- 1	335	301	344	344	31	31	
DIV. I NON-CONF.	1- 8	323	0- 1	335	303	344	344	31	31	
TOTALS	RPI 1-25	RPI 26-50	W-L RECORDS	RPI 51-100	RPI 101-150	RPI 150+				
1- 8	0- 0	0- 0	OVERALL	0- 1	0- 0	1- 7				
0- 5	0- 0	0- 0	HOME	0- 1	0- 0	0- 4				
1- 3	0- 0	0- 0	AWAY	0- 0	0- 0	1- 3				
0- 0	0- 0	0- 0	NEUTRAL	0- 0	0- 0	0- 0				
1- 8	0- 0	0- 0	NON-CONFERENCE	0- 1	0- 0	1- 7				
0- 5	0- 0	0- 0	HOME	0- 1	0- 0	0- 4				
1- 3	0- 0	0- 0	AWAY	0- 0	0- 0	1- 3				
0- 0	0- 0	0- 0	NEUTRAL	0- 0	0- 0	0- 0				
0- 0	0- 0	0- 0	CONFERENCE	0- 0	0- 0	0- 0				
0- 0	0- 0	0- 0	HOME	0- 0	0- 0	0- 0				
0- 0	0- 0	0- 0	AWAY	0- 0	0- 0	0- 0				
0- 0	0- 0	0- 0	NEUTRAL	0- 0	0- 0	0- 0				

RPI 1-25				RPI 26-50				RPI 51-100				RPI 101+				Team's RPI: 344	
RPI	S	Opponent	Score	RPI	S	Opponent	Score	RPI	S	Opponent	Score	RPI	S	Opponent	Score		
								93	H	North Dakota	53	95	239	H	Radford	45	60
												242	A	UNLV	57	66	
												254	A	UNC Asheville	51	82	
												276	H	Presbyterian	49	70	
												277	A	UNCW	46	84	
												286	H	Mercer	55	66	
												301	H	Col. of Charleston	55	76	
												306	A	Charleston So.	81	75	
LAST 12 Division I GAMES:																	
254	A	UNC Asheville	51	82	93	H	North Dakota	53	95								
286	H	Mercer	55	66	242	A	UNLV	57	66								
276	H	Presbyterian	49	70	301	H	Col. of Charleston	55	76								
					277	A	UNCW	46	84								
					239	H	Radford	45	60								
					306	A	Charleston So.	81	75								

Non-Div I Games:

South Carolina St.

Average RPI Win:	124	WON-LOST	WINNING	LAST 10	STRENGTH OF	OPP. STRENGTH	TEAM	ADJ.	CONF.	ADJ CONF.
Average RPI Loss:	2	RECORD	PCT. RANK	GAMES	SCHEDULE	OF SCHEDULE	RPI	RPI	RPI	RPI
DIV. I ONLY	9- 1	16	1- 0	85	6	14	14	17	17	
DIV. I NON-CONF.	9- 1	16	1- 0	84	6	14	14	17	17	
TOTALS	RPI 1-25	RPI 26-50	W-L RECORDS	RPI 51-100	RPI 101-150	RPI 150+				
9- 1	3- 1	0- 0	OVERALL	1- 0	0- 0	5- 0				
4- 1	2- 1	0- 0	HOME	0- 0	0- 0	2- 0				
3- 0	0- 0	0- 0	AWAY	1- 0	0- 0	2- 0				
2- 0	1- 0	0- 0	NEUTRAL	0- 0	0- 0	1- 0				
9- 1	3- 1	0- 0	NON-CONFERENCE	1- 0	0- 0	5- 0				
4- 1	2- 1	0- 0	HOME	0- 0	0- 0	2- 0				
3- 0	0- 0	0- 0	AWAY	1- 0	0- 0	2- 0				
2- 0	1- 0	0- 0	NEUTRAL	0- 0	0- 0	1- 0				
0- 0	0- 0	0- 0	CONFERENCE	0- 0	0- 0	0- 0				
0- 0	0- 0	0- 0	HOME	0- 0	0- 0	0- 0				
0- 0	0- 0	0- 0	AWAY	0- 0	0- 0	0- 0				
0- 0	0- 0	0- 0	NEUTRAL	0- 0	0- 0	0- 0				

RPI 1-25				Team's RPI: 14				RPI 26-50				RPI 51-100				RPI 101+			
RPI	S	Opponent	Score	RPI	S	Opponent	Score	RPI	S	Opponent	Score	RPI	S	Opponent	Score	RPI	S	Opponent	Score
2	H	Missouri St.	66 74									64	A	Green Bay	66 60	158	N	Northern Ill.	91 48
9	H	Creighton	72 65													170	H	Missouri	72 56
12	N	Ohio St.	68 53													188	A	Northeastern	80 76
17	H	Drake	102 94													194	A	Utah	84 81
																308	H	Coppin St.	82 44
LAST 12 Division I GAMES:																			
308	H	Coppin St.	82 44	170	H	Missouri	72 56												
9	H	Creighton	72 65	194	A	Utah	84 81												
158	N	Northern Ill.	91 48	17	H	Drake	102 94												
12	N	Ohio St.	68 53	64	A	Green Bay	66 60												
2	H	Missouri St.	66 74	188	A	Northeastern	80 76												

Non-Div I Games:

South Dakota

Average RPI Win:	151	WON-LOST	WINNING	LAST 10	STRENGTH OF	OPP. STRENGTH	TEAM	ADJ.	CONF.	ADJ CONF.
Average RPI Loss:	14	RECORD	PCT. RANK	GAMES	SCHEDULE	OF SCHEDULE	RPI	RPI	RPI	RPI
DIV. I ONLY	5- 4	144	0- 1	49	10	49	49	17	17	
DIV. I NON-CONF.	5- 4	143	0- 1	48	10	49	49	17	17	
TOTALS	RPI 1-25	RPI 26-50	W-L RECORDS	RPI 51-100	RPI 101-150	RPI 150+				
5- 4	0- 4	0- 0	OVERALL	1- 0	3- 0	1- 0				
3- 0	0- 0	0- 0	HOME	0- 0	2- 0	1- 0				
0- 3	0- 3	0- 0	AWAY	0- 0	0- 0	0- 0				
2- 1	0- 1	0- 0	NEUTRAL	1- 0	1- 0	0- 0				
5- 4	0- 4	0- 0	NON-CONFERENCE	1- 0	3- 0	1- 0				
3- 0	0- 0	0- 0	HOME	0- 0	2- 0	1- 0				
0- 3	0- 3	0- 0	AWAY	0- 0	0- 0	0- 0				
2- 1	0- 1	0- 0	NEUTRAL	1- 0	1- 0	0- 0				
0- 0	0- 0	0- 0	CONFERENCE	0- 0	0- 0	0- 0				
0- 0	0- 0	0- 0	HOME	0- 0	0- 0	0- 0				
0- 0	0- 0	0- 0	AWAY	0- 0	0- 0	0- 0				
0- 0	0- 0	0- 0	NEUTRAL	0- 0	0- 0	0- 0				

RPI 1-25				RPI 26-50		Team's RPI: 49		RPI 51-100				RPI 101+			
RPI	S	Opponent	Score	RPI	S	Opponent	Score	RPI	S	Opponent	Score	RPI	S	Opponent	Score
9	A	Creighton	48 61					79	N	Notre Dame	65 59	102	H	Wyoming	67 40
13	A	Oregon	56 95									124	H	Montana St.	60 50
15	N	FGCU	70 71									144	N	South Fla.	61 50
17	A	Drake	67 74									308	H	Coppin St.	94 41
LAST 12 Division I GAMES:															
308	H	Coppin St.	94 41	13	A	Oregon	56 95								
15	N	FGCU	70 71	9	A	Creighton	48 61								
79	N	Notre Dame	65 59	17	A	Drake	67 74								
144	N	South Fla.	61 50												
102	H	Wyoming	67 40												
124	H	Montana St.	60 50												

Non-Div I Games: Dakota Wesleyan 77 46

South Dakota St.

Average RPI Win:	223	WON-LOST	WINNING	LAST 10	STRENGTH OF	OPP. STRENGTH	TEAM	ADJ.	CONF.	ADJ CONF.
Average RPI Loss:	43	RECORD	PCT. RANK	GAMES	SCHEDULE	OF SCHEDULE	RPI	RPI	RPI	RPI
DIV. I ONLY	6- 4	121	1- 0	151	71	144	144	9	9	
DIV. I NON-CONF.	6- 4	122	1- 0	152	70	143	143	9	9	
TOTALS	RPI 1-25	RPI 26-50	W-L RECORDS	RPI 51-100	RPI 101-150	RPI 150+				
6- 4	0- 1	0- 2	OVERALL	0- 1	1- 0	5- 0				
6- 0	0- 0	0- 0	HOME	0- 0	1- 0	5- 0				
0- 1	0- 0	0- 1	AWAY	0- 0	0- 0	0- 0				
0- 3	0- 1	0- 1	NEUTRAL	0- 1	0- 0	0- 0				
6- 4	0- 1	0- 2	NON-CONFERENCE	0- 1	1- 0	5- 0				
6- 0	0- 0	0- 0	HOME	0- 0	1- 0	5- 0				
0- 1	0- 0	0- 1	AWAY	0- 0	0- 0	0- 0				
0- 3	0- 1	0- 1	NEUTRAL	0- 1	0- 0	0- 0				
0- 0	0- 0	0- 0	CONFERENCE	0- 0	0- 0	0- 0				
0- 0	0- 0	0- 0	HOME	0- 0	0- 0	0- 0				
0- 0	0- 0	0- 0	AWAY	0- 0	0- 0	0- 0				
0- 0	0- 0	0- 0	NEUTRAL	0- 0	0- 0	0- 0				

RPI	S	Opponent	Score	RPI	S	Opponent	Score	RPI	S	Opponent	Score	RPI	S	Opponent	Score	Team's RPI: 144
15	N	FGCU	77 81	29	A	Baylor	46 58	79	N	Notre Dame	51 67	125	H	Texas	64 57	
				49	N	South Dakota St.	50 61					193	H	Saint Francis (PA)	62 23	
												215	H	Jacksonville	70 39	
												243	H	VCU	77 55	
												247	H	Howard	82 53	
												317	H	Alabama St.	80 29	
LAST 12 Division I GAMES:																
193	H	Saint Francis (PA)	62 23	317	H	Alabama St.	80 29									
29	A	Baylor	46 58	79	N	Notre Dame	51 67									
243	H	VCU	77 55	15	N	FGCU	77 81									
247	H	Howard	82 53	49	N	South Dakota St.	50 61									
125	H	Texas	64 57													
215	H	Jacksonville	70 39													

Non-Div I Games:

South Fla.

Average RPI Win:	258	WON-LOST	WINNING	LAST 10	STRENGTH OF	OPP. STRENGTH	TEAM	ADJ.	CONF.	ADJ CONF.
Average RPI Loss:	105	RECORD	PCT. RANK	GAMES	SCHEDULE	OF SCHEDULE	RPI	RPI	RPI	RPI
DIV. I ONLY	4- 2	85	1- 0	331	81	187	187	23	23	
DIV. I NON-CONF.	4- 2	83	1- 0	331	80	187	187	23	23	
TOTALS	RPI 1-25	RPI 26-50	W-L RECORDS	RPI 51-100	RPI 101-150	RPI 150+				
4- 2	0- 0	0- 1	OVERALL	0- 0	1- 0	3- 1				
2- 0	0- 0	0- 0	HOME	0- 0	1- 0	1- 0				
2- 2	0- 0	0- 1	AWAY	0- 0	0- 0	2- 1				
0- 0	0- 0	0- 0	NEUTRAL	0- 0	0- 0	0- 0				
4- 2	0- 0	0- 1	NON-CONFERENCE	0- 0	1- 0	3- 1				
2- 0	0- 0	0- 0	HOME	0- 0	1- 0	1- 0				
2- 2	0- 0	0- 1	AWAY	0- 0	0- 0	2- 1				
0- 0	0- 0	0- 0	NEUTRAL	0- 0	0- 0	0- 0				
0- 0	0- 0	0- 0	CONFERENCE	0- 0	0- 0	0- 0				
0- 0	0- 0	0- 0	HOME	0- 0	0- 0	0- 0				
0- 0	0- 0	0- 0	AWAY	0- 0	0- 0	0- 0				
0- 0	0- 0	0- 0	NEUTRAL	0- 0	0- 0	0- 0				

RPI 1-25			RPI 26-50			RPI 51-100			RPI 101+			Team's RPI: 187
RPI	S	Opponent	Score	RPI	S	Opponent	Score	RPI	S	Opponent	Score	
				37	A	Saint Louis	61 76					
								129	H	Southern Ill.	79 65	
								173	A	Eastern Mich.	64 69	
								250	A	Arkansas St.	79 67	
								322	H	Evansville	83 60	
								332	A	Purdue Fort Wayne	58 48	
LAST 12 Division I GAMES:												
								129	H	Southern Ill.	79 65	
								37	A	Saint Louis	61 76	
								332	A	Purdue Fort Wayne	58 48	
								173	A	Eastern Mich.	64 69	
								250	A	Arkansas St.	79 67	
								322	H	Evansville	83 60	

Non-Div I Games: Mo.-St. Louis 70 56

Southeast Mo. St.

Average RPI Win:	319	WON-LOST	WINNING	LAST 10	STRENGTH OF	OPP. STRENGTH	TEAM	ADJ.	CONF.	ADJ CONF.
Average RPI Loss:	138	RECORD	PCT. RANK	GAMES	SCHEDULE	OF SCHEDULE	RPI	RPI	RPI	RPI
DIV. I ONLY	2- 4	231	1- 0	205	318	229	229	26	26	
DIV. I NON-CONF.	2- 4	231	1- 0	204	318	229	229	26	26	
TOTALS	RPI 1-25	RPI 26-50	W-L RECORDS	RPI 51-100	RPI 101-150	RPI 150+				
2- 4	0- 0	0- 1	OVERALL	0- 0	0- 1	2- 2				
1- 0	0- 0	0- 0	HOME	0- 0	0- 0	1- 0				
1- 4	0- 0	0- 1	AWAY	0- 0	0- 1	1- 2				
0- 0	0- 0	0- 0	NEUTRAL	0- 0	0- 0	0- 0				
2- 4	0- 0	0- 1	NON-CONFERENCE	0- 0	0- 1	2- 2				
1- 0	0- 0	0- 0	HOME	0- 0	0- 0	1- 0				
1- 4	0- 0	0- 1	AWAY	0- 0	0- 1	1- 2				
0- 0	0- 0	0- 0	NEUTRAL	0- 0	0- 0	0- 0				
0- 0	0- 0	0- 0	CONFERENCE	0- 0	0- 0	0- 0				
0- 0	0- 0	0- 0	HOME	0- 0	0- 0	0- 0				
0- 0	0- 0	0- 0	AWAY	0- 0	0- 0	0- 0				
0- 0	0- 0	0- 0	NEUTRAL	0- 0	0- 0	0- 0				

RPI 1-25			RPI 26-50			RPI 51-100			RPI 101+			Team's RPI: 229
RPI	S	Opponent	Score	RPI	S	Opponent	Score	RPI	S	Opponent	Score	
				47	A	LSU	52 62					
								118	A	Houston	65 78	
								180	A	Southern Miss.	54 62	
								206	A	Louisiana	50 60	
								289	H	Jackson St.	63 59	
								348	A	La.-Monroe	65 52	
LAST 12 Division I GAMES:												
				289	H	Jackson St.	63 59					
				348	A	La.-Monroe	65 52					
				47	A	LSU	52 62					
				206	A	Louisiana	50 60					
				180	A	Southern Miss.	54 62					
				118	A	Houston	65 78					

Non-Div I Games: LSU-Alexandria 89 67

Southeastern La.

Average RPI Win:	158	WON-LOST	WINNING	LAST 10	STRENGTH OF	OPP. STRENGTH	TEAM	ADJ.	CONF.	ADJ CONF.
Average RPI Loss:	129	RECORD	PCT. RANK	GAMES	SCHEDULE	OF SCHEDULE	RPI	RPI	RPI	RPI
DIV. I ONLY	4- 3	129	1- 0	84	110	80	80	1	1	
DIV. I NON-CONF.	4- 3	130	1- 0	83	112	80	80	1	1	
TOTALS	RPI 1-25	RPI 26-50	W-L RECORDS	RPI 51-100	RPI 101-150	RPI 150+				
4- 3	1- 0	0- 1	OVERALL	0- 1	1- 0	2- 1				
1- 1	1- 0	0- 1	HOME	0- 0	0- 0	0- 0				
2- 1	0- 0	0- 0	AWAY	0- 0	0- 0	2- 1				
1- 1	0- 0	0- 0	NEUTRAL	0- 1	1- 0	0- 0				
4- 3	1- 0	0- 1	NON-CONFERENCE	0- 1	1- 0	2- 1				
1- 1	1- 0	0- 1	HOME	0- 0	0- 0	0- 0				
2- 1	0- 0	0- 0	AWAY	0- 0	0- 0	2- 1				
1- 1	0- 0	0- 0	NEUTRAL	0- 1	1- 0	0- 0				
0- 0	0- 0	0- 0	CONFERENCE	0- 0	0- 0	0- 0				
0- 0	0- 0	0- 0	HOME	0- 0	0- 0	0- 0				
0- 0	0- 0	0- 0	AWAY	0- 0	0- 0	0- 0				
0- 0	0- 0	0- 0	NEUTRAL	0- 0	0- 0	0- 0				

RPI 1-25				RPI 26-50				RPI 51-100				Team's RPI: 80	RPI 101+			
RPI	S	Opponent	Score	RPI	S	Opponent	Score	RPI	S	Opponent	Score		RPI	S	Opponent	Score
22	H	Virginia	59 49	34	H	Texas A&M	64 74	81	N	Nebraska	54 67		119	N	Alabama	60 57
													232	A	CSUN	69 53
													258	A	UC Riverside	76 59
													271	A	UC Santa Barbara	46 57
LAST 12 Division I GAMES:																
232	A	CSUN	69 53	119	N	Alabama	60 57	81	N	Nebraska	54 67		271	A	UC Santa Barbara	46 57
				34	H	Texas A&M	64 74	258	A	UC Riverside	76 59		22	H	Virginia	59 49

Non-Div I Games:

Southern California

■ Loss,
 ■ Non-Conf, S Site,
 ■ Home
 ■ Away
 N Neutral

Southern Ill.

Through Games Of 12/8/19

Average RPI Win:	176	WON-LOST	WINNING	LAST 10	STRENGTH OF	OPP. STRENGTH	TEAM	ADJ.	CONF.	ADJ CONF.
Average RPI Loss:	134	RECORD	PCT. RANK	GAMES	SCHEDULE	OF SCHEDULE	RPI	RPI	RPI	RPI
DIV. I ONLY	5- 3	105	0- 1	211	108	129	129	4	4	
DIV. I NON-CONF.	5- 3	104	0- 1	210	110	128	128	4	4	
TOTALS	RPI 1-25	RPI 26-50	W-L RECORDS	RPI 51-100	RPI 101-150	RPI 150+				
5- 3	0- 0	1- 0	OVERALL	0- 1	1- 1	3- 1				
3- 1	0- 0	1- 0	HOME	0- 0	1- 1	1- 0				
2- 2	0- 0	0- 0	AWAY	0- 1	0- 0	2- 1				
0- 0	0- 0	0- 0	NEUTRAL	0- 0	0- 0	0- 0				
5- 3	0- 0	1- 0	NON-CONFERENCE	0- 1	1- 1	3- 1				
3- 1	0- 0	1- 0	HOME	0- 0	1- 1	1- 0				
2- 2	0- 0	0- 0	AWAY	0- 1	0- 0	2- 1				
0- 0	0- 0	0- 0	NEUTRAL	0- 0	0- 0	0- 0				
0- 0	0- 0	0- 0	CONFERENCE	0- 0	0- 0	0- 0				
0- 0	0- 0	0- 0	HOME	0- 0	0- 0	0- 0				
0- 0	0- 0	0- 0	AWAY	0- 0	0- 0	0- 0				
0- 0	0- 0	0- 0	NEUTRAL	0- 0	0- 0	0- 0				

RPI 1-25			RPI 26-50			RPI 51-100			RPI 101+			Team's RPI: 129
RPI	S	Opponent	Score	RPI	S	Opponent	Score	RPI	S	Opponent	Score	
				37	H	Saint Louis	61 53	75	A	IUPUI	78 81	
								140	H	Memphis	66 70	
								145	H	UT Martin	70 59	
								173	A	Eastern Mich.	85 54	
								187	A	Southeast Mo. St.	65 79	
								257	H	Tennessee Tech	76 65	
								270	A	SIUE	103 67	
LAST 12 Division I GAMES:												
				187	A	Southeast Mo. St.	65 79	257	H	Tennessee Tech	76 65	
				145	H	UT Martin	70 59	75	A	IUPUI	78 81	
				37	H	Saint Louis	61 53	270	A	SIUE	103 67	
				173	A	Eastern Mich.	85 54					
				140	H	Memphis	66 70					

Non-Div I Games:

Southern Ill.

■ Loss,
 ■ Non-Conf,
 ■ S Site,
 ■ H Home
 ■ A Away
 N Neutral

Average RPI Win: 282		WON-LOST	WINNING	LAST 10	STRENGTH OF	OPP. STRENGTH	TEAM	ADJ.	CONF.	ADJ CONF.
Average RPI Loss: 97		RECORD	PCT. RANK	GAMES	SCHEDULE	OF SCHEDULE	RPI	RPI	RPI	RPI
DIV. I ONLY		5- 2	74	0- 1	291	208	180	180	13	13
DIV. I NON-CONF.		5- 2	75	0- 1	290	207	179	179	13	13
TOTALS	RPI 1-25	RPI 26-50		W-L RECORDS	RPI 51-100		RPI 101-150	RPI 150+		
5- 2	0- 1	0- 0		OVERALL	0- 0		0- 0	5- 1		
4- 1	0- 0	0- 0		HOME	0- 0		0- 0	4- 1		
1- 1	0- 1	0- 0		AWAY	0- 0		0- 0	1- 0		
0- 0	0- 0	0- 0		NEUTRAL	0- 0		0- 0	0- 0		
5- 2	0- 1	0- 0		NON-CONFERENCE	0- 0		0- 0	5- 1		
4- 1	0- 0	0- 0		HOME	0- 0		0- 0	4- 1		
1- 1	0- 1	0- 0		AWAY	0- 0		0- 0	1- 0		
0- 0	0- 0	0- 0		NEUTRAL	0- 0		0- 0	0- 0		
0- 0	0- 0	0- 0		CONFERENCE	0- 0		0- 0	0- 0		
0- 0	0- 0	0- 0		HOME	0- 0		0- 0	0- 0		
0- 0	0- 0	0- 0		AWAY	0- 0		0- 0	0- 0		
0- 0	0- 0	0- 0		NEUTRAL	0- 0		0- 0	0- 0		

RPI 1-25				RPI 26-50				RPI 51-100				RPI 101+				Team's RPI: 180	
RPI	S	Opponent	Score	RPI	S	Opponent	Score	RPI	S	Opponent	Score	RPI	S	Opponent	Score		
11	A	Mississippi St.	58 91									182	H	Tulane	58 62		
												229	H	Southeastern La.	62 54		
												243	H	VCU	51 39		
												256	H	Ole Miss	59 53		
												334	H	Mississippi Val.	84 80		
												348	A	La.-Monroe	57 42		
LAST 12 Division I GAMES:																	
256	H	Ole Miss	59 53	182	H	Tulane	58 62										
348	A	La.-Monroe	57 42	243	H	VCU	51 39										
229	H	Southeastern La.	62 54	334	H	Mississippi Val.	84 80										
11	A	Mississippi St.	58 91														

Non-Div I Games:	William Carey	77	47
------------------	---------------	----	----

Southern Miss.

■ Loss, ■ Non-Conf, S Site, H Home A Away N Neutral

Average RPI Win:	0	WON-LOST	WINNING	LAST 10	STRENGTH OF	OPP. STRENGTH	TEAM	ADJ.	CONF.	ADJ CONF.
Average RPI Loss:	116	RECORD	PCT. RANK	GAMES	SCHEDULE	OF SCHEDULE	RPI	RPI	RPI	RPI
DIV. I ONLY	0- 4	333	0- 1	9	315	231	231	28	28	
DIV. I NON-CONF.	0- 4	333	0- 1	10	315	231	231	28	28	
TOTALS	RPI 1-25	RPI 26-50	W-L RECORDS	RPI 51-100	RPI 101-150	RPI 150+				
0- 4	0- 0	0- 0	OVERALL	0- 1	0- 2	0- 1				
0- 0	0- 0	0- 0	HOME	0- 0	0- 0	0- 0				
0- 4	0- 0	0- 0	AWAY	0- 1	0- 2	0- 1				
0- 0	0- 0	0- 0	NEUTRAL	0- 0	0- 0	0- 0				
0- 4	0- 0	0- 0	NON-CONFERENCE	0- 1	0- 2	0- 1				
0- 0	0- 0	0- 0	HOME	0- 0	0- 0	0- 0				
0- 4	0- 0	0- 0	AWAY	0- 1	0- 2	0- 1				
0- 0	0- 0	0- 0	NEUTRAL	0- 0	0- 0	0- 0				
0- 0	0- 0	0- 0	CONFERENCE	0- 0	0- 0	0- 0				
0- 0	0- 0	0- 0	HOME	0- 0	0- 0	0- 0				
0- 0	0- 0	0- 0	AWAY	0- 0	0- 0	0- 0				
0- 0	0- 0	0- 0	NEUTRAL	0- 0	0- 0	0- 0				

RPI 1-25			RPI 26-50			RPI 51-100			RPI 101+			Team's RPI: 231
RPI	S	Opponent	Score	RPI	S	Opponent	Score	RPI	S	Opponent	Score	
						81 A Nebraska	39 73			106 A Iowa St.	36 69	
										125 A Texas	39 93	
										152 A Wichita St.	63 69	
LAST 12 Division I GAMES:												
				125 A Texas	39 93	152 A Wichita St.	63 69					
				81 A Nebraska	39 73	106 A Iowa St.	36 69					

Non-Div I Games: Tougaloo 100 39 Wiley 78 55

Southern U.

Southern Utah

Through Games Of 12/8/19

Average RPI Win:	245	WON-LOST	WINNING	LAST 10	STRENGTH OF	OPP. STRENGTH	TEAM	ADJ.	CONF.	ADJ CONF.
Average RPI Loss:	142	RECORD	PCT. RANK	GAMES	SCHEDULE	OF SCHEDULE	RPI	RPI	RPI	RPI
DIV. I ONLY	5- 2	74	1- 0	302	74	137	137	19	19	
DIV. I NON-CONF.	5- 2	75	1- 0	302	73	136	136	19	19	
TOTALS	RPI 1-25	RPI 26-50	W-L RECORDS	RPI 51-100	RPI 101-150	RPI 150+				
5- 2	0- 1	0- 0	OVERALL	0- 0	0- 0	5- 1				
4- 0	0- 0	0- 0	HOME	0- 0	0- 0	4- 0				
1- 2	0- 1	0- 0	AWAY	0- 0	0- 0	1- 1				
0- 0	0- 0	0- 0	NEUTRAL	0- 0	0- 0	0- 0				
5- 2	0- 1	0- 0	NON-CONFERENCE	0- 0	0- 0	5- 1				
4- 0	0- 0	0- 0	HOME	0- 0	0- 0	4- 0				
1- 2	0- 1	0- 0	AWAY	0- 0	0- 0	1- 1				
0- 0	0- 0	0- 0	NEUTRAL	0- 0	0- 0	0- 0				
0- 0	0- 0	0- 0	CONFERENCE	0- 0	0- 0	0- 0				
0- 0	0- 0	0- 0	HOME	0- 0	0- 0	0- 0				
0- 0	0- 0	0- 0	AWAY	0- 0	0- 0	0- 0				
0- 0	0- 0	0- 0	NEUTRAL	0- 0	0- 0	0- 0				

RPI 1-25				RPI 26-50			RPI 51-100			RPI 101+			Team's RPI: 137
RPI	S	Opponent	Score	RPI	S	Opponent	Score	RPI	S	Opponent	Score		
1	A	Oregon St.	45 95							183	H	UC Irvine	82 68
										225	H	Oral Roberts	72 58
										236	H	Cal St. Fullerton	79 63
										242	H	UNLV	72 68
										282	A	Grand Canyon	65 69
										340	A	Utah Valley	71 58
LAST 12 Division I GAMES:													
282	A	Grand Canyon	65 69	183	H	UC Irvine	82 68						
340	A	Utah Valley	71 58	225	H	Oral Roberts	72 58						
236	H	Cal St. Fullerton	79 63	1	A	Oregon St.	45 95						
				242	H	UNLV	72 68						

Non-Div I Games:

Southern Utah

■ Loss,
 ■ Non-Conf,
 ■ S Site,
 ■ Home
 ■ A Away
 N Neutral

St. Bonaventure

Through Games Of 12/8/19

Average RPI Win:	228	WON-LOST	WINNING	LAST 10	STRENGTH OF	OPP. STRENGTH	TEAM	ADJ.	CONF.	ADJ CONF.
Average RPI Loss:	142	RECORD	PCT. RANK	GAMES	SCHEDULE	OF SCHEDULE	RPI	RPI	RPI	RPI
DIV. I ONLY	1- 8	323	0- 1	104	276	294	294	10	10	
DIV. I NON-CONF.	1- 8	323	0- 1	104	276	294	294	10	10	
TOTALS	RPI 1-25	RPI 26-50	W-L RECORDS	RPI 51-100	RPI 101-150	RPI 150+				
1- 8	0- 0	0- 0	OVERALL	0- 3	0- 3	1- 2				
1- 4	0- 0	0- 0	HOME	0- 2	0- 1	1- 1				
0- 4	0- 0	0- 0	AWAY	0- 1	0- 2	0- 1				
0- 0	0- 0	0- 0	NEUTRAL	0- 0	0- 0	0- 0				
1- 8	0- 0	0- 0	NON-CONFERENCE	0- 3	0- 3	1- 2				
1- 4	0- 0	0- 0	HOME	0- 2	0- 1	1- 1				
0- 4	0- 0	0- 0	AWAY	0- 1	0- 2	0- 1				
0- 0	0- 0	0- 0	NEUTRAL	0- 0	0- 0	0- 0				
0- 0	0- 0	0- 0	CONFERENCE	0- 0	0- 0	0- 0				
0- 0	0- 0	0- 0	HOME	0- 0	0- 0	0- 0				
0- 0	0- 0	0- 0	AWAY	0- 0	0- 0	0- 0				
0- 0	0- 0	0- 0	NEUTRAL	0- 0	0- 0	0- 0				

RPI 1-25				RPI 26-50				RPI 51-100				RPI 101+				Team's RPI: 294	
RPI	S	Opponent	Score	RPI	S	Opponent	Score	RPI	S	Opponent	Score	RPI	S	Opponent	Score		
								72	A	Kent St.	58	81	108	A	Binghamton	67	78
								86	H	St. John's (NY)	56	68	134	A	Bucknell	60	68
								94	H	Buffalo	36	46	147	H	Cleveland St.	62	65
													166	H	Akron	54	63
													228	H	Niagara	71	67
													329	A	Canisius	82	84
LAST 12 Division I GAMES:																	
				94	H	Buffalo	36	46	147	H	Cleveland St.	62	65				
				72	A	Kent St.	58	81	329	A	Canisius	82	84				
				108	A	Binghamton	67	78	134	A	Bucknell	60	68				
									166	H	Akron	54	63				
									228	H	Niagara	71	67				
									86	H	St. John's (NY)	56	68				

Non-Div I Games:

St. Bonaventure

Loss, Non-Conf, S Site, H Home A Away N Neutral

Average RPI Win:	278	WON-LOST	WINNING	LAST 10	STRENGTH OF	OPP. STRENGTH	TEAM	ADJ.	CONF.	ADJ CONF.
Average RPI Loss:	103	RECORD	PCT. RANK	GAMES	SCHEDULE	OF SCHEDULE	RPI	RPI	RPI	RPI
DIV. I ONLY	2- 5	254	0- 0	129	156	238	238	30	30	
DIV. I NON-CONF.	2- 5	254	0- 0	129	155	238	238	30	30	
TOTALS	RPI 1-25	RPI 26-50	W-L RECORDS	RPI 51-100	RPI 101-150	RPI 150+				
2- 5	0- 1	0- 1	OVERALL	0- 1	0- 1	2- 1				
2- 1	0- 0	0- 0	HOME	0- 0	0- 1	2- 0				
0- 4	0- 1	0- 1	AWAY	0- 1	0- 0	0- 1				
0- 0	0- 0	0- 0	NEUTRAL	0- 0	0- 0	0- 0				
2- 5	0- 1	0- 1	NON-CONFERENCE	0- 1	0- 1	2- 1				
2- 1	0- 0	0- 0	HOME	0- 0	0- 1	2- 0				
0- 4	0- 1	0- 1	AWAY	0- 1	0- 0	0- 1				
0- 0	0- 0	0- 0	NEUTRAL	0- 0	0- 0	0- 0				
0- 0	0- 0	0- 0	CONFERENCE	0- 0	0- 0	0- 0				
0- 0	0- 0	0- 0	HOME	0- 0	0- 0	0- 0				
0- 0	0- 0	0- 0	AWAY	0- 0	0- 0	0- 0				
0- 0	0- 0	0- 0	NEUTRAL	0- 0	0- 0	0- 0				

RPI 1-25				RPI 26-50				RPI 51-100				RPI 101+ Team's RPI: 238			
RPI	S	Opponent	Score	RPI	S	Opponent	Score	RPI	S	Opponent	Score	RPI	S	Opponent	Score
5	A	Princeton	44 76	50	A	Marquette	71 92	90	A	Boston College	69 106	127	H	Stony Brook	73 86
												241	A	NJIT	69 88
												261	H	Army West Point	70 64
												295	H	Loyola Maryland	89 78
LAST 12 Division I GAMES:															
		5	A	Princeton	44	76				127	H	Stony Brook	73	86	
		241	A	NJIT	69	88									
		295	H	Loyola Maryland	89	78									
		261	H	Army West Point	70	64									
		90	A	Boston College	69	106									
		50	A	Marquette	71	92									

Non-Div I Games: East Stroudsburg 84 62

St. Francis Brooklyn

■ Loss,
 ■ Non-Conf,
 ■ S Site,
 ■ H Home
 ■ A Away
 N Neutral

Average RPI Win:	198	WON-LOST	WINNING	LAST 10	STRENGTH OF	OPP. STRENGTH	TEAM	ADJ.	CONF.	ADJ CONF.
Average RPI Loss:	130	RECORD	PCT. RANK	GAMES	SCHEDULE	OF SCHEDULE	RPI	RPI	RPI	RPI
DIV. I ONLY	5- 3	105	0- 1	139	149	86	86	6	6	
DIV. I NON-CONF.	5- 3	104	0- 1	138	148	86	86	6	6	
TOTALS	RPI 1-25	RPI 26-50	W-L RECORDS	RPI 51-100	RPI 101-150	RPI 150+				
5- 3	0- 0	0- 0	OVERALL	1- 2	0- 0	4- 1				
3- 0	0- 0	0- 0	HOME	0- 0	0- 0	3- 0				
2- 2	0- 0	0- 0	AWAY	1- 1	0- 0	1- 1				
0- 1	0- 0	0- 0	NEUTRAL	0- 1	0- 0	0- 0				
5- 3	0- 0	0- 0	NON-CONFERENCE	1- 2	0- 0	4- 1				
3- 0	0- 0	0- 0	HOME	0- 0	0- 0	3- 0				
2- 2	0- 0	0- 0	AWAY	1- 1	0- 0	1- 1				
0- 1	0- 0	0- 0	NEUTRAL	0- 1	0- 0	0- 0				
0- 0	0- 0	0- 0	CONFERENCE	0- 0	0- 0	0- 0				
0- 0	0- 0	0- 0	HOME	0- 0	0- 0	0- 0				
0- 0	0- 0	0- 0	AWAY	0- 0	0- 0	0- 0				
0- 0	0- 0	0- 0	NEUTRAL	0- 0	0- 0	0- 0				

RPI 1-25			RPI 26-50			RPI 51-100			Team's RPI: 86	RPI 101+		
RPI	S	Opponent	Score	RPI	S	Opponent	Score	RPI	S	Opponent	Score	
								61	A	Yale	80	66
								73	A	James Madison	73	76
								75	N	IUPUI	78	85
								185	H	Massachusetts	82	71
								207	H	Wake Forest	82	74
								242	A	UNLV	75	79
								245	H	Lafayette	76	44
								294	A	St. Bonaventure	68	56
LAST 12 Division I GAMES:												
73	A	James Madison	73	76	242	A	UNLV	75	79			
245	H	Lafayette	76	44	61	A	Yale	80	66			
294	A	St. Bonaventure	68	56	75	N	IUPUI	78	85			
					185	H	Massachusetts	82	71			
					207	H	Wake Forest	82	74			

Non-Div I Games:

St. John's (NY)

Average RPI Win:	120	WON-LOST	WINNING	LAST 10	STRENGTH OF	OPP. STRENGTH	TEAM	ADJ.	CONF.	ADJ CONF.
Average RPI Loss:	0	RECORD	PCT. RANK	GAMES	SCHEDULE	OF SCHEDULE	RPI	RPI	RPI	RPI
DIV. I ONLY	8- 0	1	1- 0	31	30	4	4	1	1	
DIV. I NON-CONF.	8- 0	1	1- 0	30	30	4	4	1	1	
TOTALS	RPI 1-25	RPI 26-50	W-L RECORDS	RPI 51-100	RPI 101-150	RPI 150+				
8- 0	2- 0	0- 0	OVERALL	2- 0	1- 0	3- 0				
4- 0	1- 0	0- 0	HOME	1- 0	0- 0	2- 0				
1- 0	0- 0	0- 0	AWAY	1- 0	0- 0	0- 0				
3- 0	1- 0	0- 0	NEUTRAL	0- 0	1- 0	1- 0				
8- 0	2- 0	0- 0	NON-CONFERENCE	2- 0	1- 0	3- 0				
4- 0	1- 0	0- 0	HOME	1- 0	0- 0	2- 0				
1- 0	0- 0	0- 0	AWAY	1- 0	0- 0	0- 0				
3- 0	1- 0	0- 0	NEUTRAL	0- 0	1- 0	1- 0				
0- 0	0- 0	0- 0	CONFERENCE	0- 0	0- 0	0- 0				
0- 0	0- 0	0- 0	HOME	0- 0	0- 0	0- 0				
0- 0	0- 0	0- 0	AWAY	0- 0	0- 0	0- 0				
0- 0	0- 0	0- 0	NEUTRAL	0- 0	0- 0	0- 0				

RPI 1-25				Team's RPI: 4				RPI 26-50				RPI 51-100				RPI 101+			
RPI	S	Opponent	Score					RPI	S	Opponent	Score					RPI	S	Opponent	Score
8	H	Gonzaga	76 70									94	H	Buffalo	88 69	115	N	Syracuse	77 59
11	N	Mississippi St.	67 62									95	A	San Francisco	97 71	200	H	Northern Colo.	90 36
																212	N	California Baptist	83 78
																222	H	Eastern Wash.	92 27
LAST 12 Division I GAMES:																			
115	N	Syracuse	77 59					94	H	Buffalo	88 69								
11	N	Mississippi St.	67 62					8	H	Gonzaga	76 70								
212	N	California Baptist	83 78					200	H	Northern Colo.	90 36								
								95	A	San Francisco	97 71								
								222	H	Eastern Wash.	92 27								

Non-Div I Games:

Stanford

Average RPI Win:	305	WON-LOST	WINNING	LAST 10	STRENGTH OF	OPP. STRENGTH	TEAM	ADJ.	CONF.	ADJ CONF.
Average RPI Loss:	129	RECORD	PCT. RANK	GAMES	SCHEDULE	OF SCHEDULE	RPI	RPI	RPI	RPI
DIV. I ONLY	1- 5	300	0- 1	55	307	196	196	14	14	
DIV. I NON-CONF.	1- 5	299	0- 1	54	309	195	195	14	14	
TOTALS	RPI 1-25	RPI 26-50	W-L RECORDS	RPI 51-100	RPI 101-150	RPI 150+				
1- 5	0- 0	0- 1	OVERALL	0- 1	0- 1	1- 2				
0- 0	0- 0	0- 0	HOME	0- 0	0- 0	0- 0				
1- 4	0- 0	0- 1	AWAY	0- 1	0- 1	1- 1				
0- 1	0- 0	0- 0	NEUTRAL	0- 0	0- 0	0- 1				
1- 5	0- 0	0- 1	NON-CONFERENCE	0- 1	0- 1	1- 2				
0- 0	0- 0	0- 0	HOME	0- 0	0- 0	0- 0				
1- 4	0- 0	0- 1	AWAY	0- 1	0- 1	1- 1				
0- 1	0- 0	0- 0	NEUTRAL	0- 0	0- 0	0- 1				
0- 0	0- 0	0- 0	CONFERENCE	0- 0	0- 0	0- 0				
0- 0	0- 0	0- 0	HOME	0- 0	0- 0	0- 0				
0- 0	0- 0	0- 0	AWAY	0- 0	0- 0	0- 0				
0- 0	0- 0	0- 0	NEUTRAL	0- 0	0- 0	0- 0				

RPI 1-25				RPI 26-50				RPI 51-100				RPI 101+				Team's RPI: 196	
RPI	S	Opponent	Score	RPI	S	Opponent	Score	RPI	S	Opponent	Score	RPI	S	Opponent	Score		
				31	A	Kentucky	48 67	87	A	Penn	41 81	111	A	UCF	40 66		
												193	N	Saint Francis (PA)	73 78		
												224	A	Tennessee	46 73		
												305	A	Morehead St.	58 55		
LAST 12 Division I GAMES:																	
				111	A	UCF	40 66	87	A	Penn	41 81						
				224	A	Tennessee	46 73										
				193	N	Saint Francis (PA)	73 78										
				305	A	Morehead St.	58 55										
				31	A	Kentucky	48 67										

Non-Div I Games: Palm Beach Atl. 77 46 Trinity Baptist 116 40 Fla. National 80 37

Stetson

Average RPI Win:	284	WON-LOST	WINNING	LAST 10	STRENGTH OF	OPP. STRENGTH	TEAM	ADJ.	CONF.	ADJ CONF.
Average RPI Loss:	32	RECORD	PCT. RANK	GAMES	SCHEDULE	OF SCHEDULE	RPI	RPI	RPI	RPI
DIV. I ONLY	7- 1	28	1- 0	323	215	127	127	27	27	
DIV. I NON-CONF.	7- 1	28	1- 0	323	215	126	126	27	27	
TOTALS	RPI 1-25	RPI 26-50	W-L RECORDS	RPI 51-100	RPI 101-150	RPI 150+				
7- 1	0- 0	0- 1	OVERALL	0- 0	0- 0	7- 0				
3- 0	0- 0	0- 0	HOME	0- 0	0- 0	3- 0				
4- 1	0- 0	0- 1	AWAY	0- 0	0- 0	4- 0				
0- 0	0- 0	0- 0	NEUTRAL	0- 0	0- 0	0- 0				
7- 1	0- 0	0- 1	NON-CONFERENCE	0- 0	0- 0	7- 0				
3- 0	0- 0	0- 0	HOME	0- 0	0- 0	3- 0				
4- 1	0- 0	0- 1	AWAY	0- 0	0- 0	4- 0				
0- 0	0- 0	0- 0	NEUTRAL	0- 0	0- 0	0- 0				
0- 0	0- 0	0- 0	CONFERENCE	0- 0	0- 0	0- 0				
0- 0	0- 0	0- 0	HOME	0- 0	0- 0	0- 0				
0- 0	0- 0	0- 0	AWAY	0- 0	0- 0	0- 0				
0- 0	0- 0	0- 0	NEUTRAL	0- 0	0- 0	0- 0				

RPI 1-25			RPI 26-50			RPI 51-100			RPI 101+			Team's RPI: 127
RPI	S	Opponent	Score	RPI	S	Opponent	Score	RPI	S	Opponent	Score	
				32	A	Arkansas	58 88					
								238	A	St. Francis Brooklyn	86 73	
								244	H	Iona	59 40	
								252	H	Manhattan	59 54	
								280	H	Sacred Heart	54 50	
								304	A	Pittsburgh	59 56	
								333	A	Hofstra	81 38	
								335	A	LIU Brooklyn	80 49	
LAST 12 Division I GAMES:												
304	A	Pittsburgh	59 56	335	A	LIU Brooklyn	80 49					
238	A	St. Francis Brooklyn	86 73	280	H	Sacred Heart	54 50					
				244	H	Iona	59 40					
				32	A	Arkansas	58 88					
				333	A	Hofstra	81 38					
				252	H	Manhattan	59 54					

Non-Div I Games: Molloy 66 49

Stony Brook

Average RPI Win:	219	WON-LOST	WINNING	LAST 10	STRENGTH OF	OPP. STRENGTH	TEAM	ADJ.	CONF.	ADJ CONF.
Average RPI Loss:	30	RECORD	PCT. RANK	GAMES	SCHEDULE	OF SCHEDULE	RPI	RPI	RPI	RPI
DIV. I ONLY	5- 4	144	0- 1	88	70	115	115	3	3	
DIV. I NON-CONF.	5- 4	143	0- 1	88	69	114	114	3	3	
TOTALS	RPI 1-25	RPI 26-50	W-L RECORDS	RPI 51-100	RPI 101-150	RPI 150+				
5- 4	0- 2	0- 1	OVERALL	1- 1	1- 0	3- 0				
4- 1	0- 1	0- 0	HOME	1- 0	0- 0	3- 0				
0- 1	0- 0	0- 1	AWAY	0- 0	0- 0	0- 0				
1- 2	0- 1	0- 0	NEUTRAL	0- 1	1- 0	0- 0				
5- 4	0- 2	0- 1	NON-CONFERENCE	1- 1	1- 0	3- 0				
4- 1	0- 1	0- 0	HOME	1- 0	0- 0	3- 0				
0- 1	0- 0	0- 1	AWAY	0- 0	0- 0	0- 0				
1- 2	0- 1	0- 0	NEUTRAL	0- 1	1- 0	0- 0				
0- 0	0- 0	0- 0	CONFERENCE	0- 0	0- 0	0- 0				
0- 0	0- 0	0- 0	HOME	0- 0	0- 0	0- 0				
0- 0	0- 0	0- 0	AWAY	0- 0	0- 0	0- 0				
0- 0	0- 0	0- 0	NEUTRAL	0- 0	0- 0	0- 0				

RPI 1-25				RPI 26-50				RPI 51-100				RPI 101+ Team's RPI: 115			
RPI	S	Opponent	Score	RPI	S	Opponent	Score	RPI	S	Opponent	Score	RPI	S	Opponent	Score
4	N	Stanford	59 77	39	A	Michigan	76 84	64	N	Green Bay	73 79	118	N	Houston	87 62
13	H	Oregon	64 81					99	H	Ohio	66 54	263	H	UMES	65 50
												287	H	Albany (NY)	75 53
												330	H	UMBC	82 48
LAST 12 Division I GAMES:															
4	N	Stanford	59 77	13	H	Oregon	64 81								
64	N	Green Bay	73 79	287	H	Albany (NY)	75 53								
330	H	UMBC	82 48	263	H	UMES	65 50								
39	A	Michigan	76 84	99	H	Ohio	66 54								
118	N	Houston	87 62												

Non-Div I Games:

Syracuse

TCUTCU

TCU

Average RPI Win:	210	WON-LOST	WINNING	LAST 10	STRENGTH OF	OPP. STRENGTH	TEAM	ADJ.	CONF.	ADJ CONF.
Average RPI Loss:	59	RECORD	PCT. RANK	GAMES	SCHEDULE	OF SCHEDULE	RPI	RPI	RPI	RPI
DIV. I ONLY	5- 5	160	0- 1	17	172	77	77	9	9	
DIV. I NON-CONF.	5- 4	143	0- 1	32	212	78	78	9	9	
TOTALS	RPI 1-25	RPI 26-50	W-L RECORDS	RPI 51-100	RPI 101-150	RPI 150+				
5- 5	0- 3	0- 0	OVERALL	0- 1	2- 0	3- 1				
3- 2	0- 2	0- 0	HOME	0- 0	1- 0	2- 0				
2- 1	0- 0	0- 0	AWAY	0- 0	1- 0	1- 1				
0- 2	0- 1	0- 0	NEUTRAL	0- 1	0- 0	0- 0				
5- 4	0- 2	0- 0	NON-CONFERENCE	0- 1	2- 0	3- 1				
3- 1	0- 1	0- 0	HOME	0- 0	1- 0	2- 0				
2- 1	0- 0	0- 0	AWAY	0- 0	1- 0	1- 1				
0- 2	0- 1	0- 0	NEUTRAL	0- 1	0- 0	0- 0				
0- 1	0- 1	0- 0	CONFERENCE	0- 0	0- 0	0- 0				
0- 1	0- 1	0- 0	HOME	0- 0	0- 0	0- 0				
0- 0	0- 0	0- 0	AWAY	0- 0	0- 0	0- 0				
0- 0	0- 0	0- 0	NEUTRAL	0- 0	0- 0	0- 0				

RPI S	Opponent	Score	RPI S	Opponent	Score	RPI S	Opponent	Score	RPI S	Opponent	Score
3	H UConn	54 83				74	N North Carolina	58 71	134	A Bucknell	72 61
9	N Creighton	59 69							148	H Duquesne	85 72
18	H South Carolina	71 78							189	A Saint Joseph's	63 67
									233	H Fairfield	77 59
									264	H Xavier	78 65
									273	A Towson	74 59
LAST 12 Division I GAMES:											
18	H South Carolina	71 78	273	A Towson	74 59	9	N Creighton	59 69			
189	A Saint Joseph's	63 67	74	N North Carolina	58 71	134	A Bucknell	72 61			
148	H Duquesne	85 72	3	H UConn	54 83						
233	H Fairfield	77 59	264	H Xavier	78 65						

Non-Div I Games:

Temple

Average RPI Win:	251	WON-LOST	WINNING	LAST 10	STRENGTH OF	OPP. STRENGTH	TEAM	ADJ.	CONF.	ADJ CONF.
Average RPI Loss:	125	RECORD	PCT. RANK	GAMES	SCHEDULE	OF SCHEDULE	RPI	RPI	RPI	RPI
DIV. I ONLY	7- 1	28	0- 1	350	62	224	224	7	7	
DIV. I NON-CONF.	7- 1	28	0- 1	350	62	224	224	7	7	
TOTALS	RPI 1-25	RPI 26-50	W-L RECORDS	RPI 51-100	RPI 101-150	RPI 150+				
7- 1	0- 0	0- 0	OVERALL	1- 0	0- 1	6- 0				
5- 1	0- 0	0- 0	HOME	0- 0	0- 1	5- 0				
2- 0	0- 0	0- 0	AWAY	1- 0	0- 0	1- 0				
0- 0	0- 0	0- 0	NEUTRAL	0- 0	0- 0	0- 0				
7- 1	0- 0	0- 0	NON-CONFERENCE	1- 0	0- 1	6- 0				
5- 1	0- 0	0- 0	HOME	0- 0	0- 1	5- 0				
2- 0	0- 0	0- 0	AWAY	1- 0	0- 0	1- 0				
0- 0	0- 0	0- 0	NEUTRAL	0- 0	0- 0	0- 0				
0- 0	0- 0	0- 0	CONFERENCE	0- 0	0- 0	0- 0				
0- 0	0- 0	0- 0	HOME	0- 0	0- 0	0- 0				
0- 0	0- 0	0- 0	AWAY	0- 0	0- 0	0- 0				
0- 0	0- 0	0- 0	NEUTRAL	0- 0	0- 0	0- 0				

RPI 1-25			RPI 26-50			RPI 51-100			RPI 101+			Team's RPI: 224
RPI	S	Opponent	Score	RPI	S	Opponent	Score	RPI	S	Opponent	Score	
						79	A Notre Dame	74 63	125	H Texas	60 66	
									196	H Stetson	73 46	
									265	H Ark.-Pine Bluff	92 51	
									278	A ETSU	72 68	
									288	H Air Force	81 54	
									314	H Central Ark.	63 36	
									339	H Tennessee St.	73 43	
LAST 12 Division I GAMES:												
125	H	Texas	60 66	196	H	Stetson	73 46					
288	H	Air Force	81 54	339	H	Tennessee St.	73 43					
265	H	Ark.-Pine Bluff	92 51	79	A	Notre Dame	74 63					
				314	H	Central Ark.	63 36					
				278	A	ETSU	72 68					

Non-Div I Games:

Tennessee

Average RPI Win: 0		WON-LOST	WINNING	LAST 10	STRENGTH OF	OPP. STRENGTH	TEAM	ADJ.	CONF.	ADJ CONF.
Average RPI Loss: 241		RECORD	PCT. RANK	GAMES	SCHEDULE	OF SCHEDULE	RPI	RPI	RPI	RPI
DIV. I ONLY		0- 6	333	0- 1	250	341	339	339	23	23
DIV. I NON-CONF.		0- 6	333	0- 1	250	341	339	339	23	23
TOTALS		RPI 1-25	RPI 26-50	W-L RECORDS	RPI 51-100	RPI 101-150	RPI 150+			
0- 6	0- 0		0- 0	OVERALL	0- 0	0- 1	0- 5			
0- 4	0- 0		0- 0	HOME	0- 0	0- 1	0- 3			
0- 2	0- 0		0- 0	AWAY	0- 0	0- 0	0- 2			
0- 0	0- 0		0- 0	NEUTRAL	0- 0	0- 0	0- 0			
0- 6	0- 0		0- 0	NON-CONFERENCE	0- 0	0- 1	0- 5			
0- 4	0- 0		0- 0	HOME	0- 0	0- 1	0- 3			
0- 2	0- 0		0- 0	AWAY	0- 0	0- 0	0- 2			
0- 0	0- 0		0- 0	NEUTRAL	0- 0	0- 0	0- 0			
0- 0	0- 0		0- 0	CONFERENCE	0- 0	0- 0	0- 0			
0- 0	0- 0		0- 0	HOME	0- 0	0- 0	0- 0			
0- 0	0- 0		0- 0	AWAY	0- 0	0- 0	0- 0			
0- 0	0- 0		0- 0	NEUTRAL	0- 0	0- 0	0- 0			

RPI 1-25				RPI 26-50				RPI 51-100				RPI 101+				Team's RPI: 339	
RPI	S	Opponent	Score	RPI	S	Opponent	Score	RPI	S	Opponent	Score	RPI	S	Opponent	Score		
												103	H	Vanderbilt	55	106	
												224	A	Tennessee	43	73	
												230	H	North Ala.	63	88	
												274	A	South Alabama	48	70	
												299	H	Lipscomb	64	74	
												318	H	Alcorn	57	62	
LAST 12 Division I GAMES:																	
				274	A	South Alabama	48	70	299	H	Lipscomb	64	74				
				103	H	Vanderbilt	55	106									
				318	H	Alcorn	57	62									
				230	H	North Ala.	63	88									
				224	A	Tennessee	43	73									

Non-Div I Games:	Wilberforce	83	65
------------------	-------------	----	----

Tennessee St.

■ Loss, ■ Non-Conf, S Site, H Home A Away N Neutral

Tennessee Tech

Through Games Of 12/8/19

Average RPI Win:	291	WON-LOST	WINNING	LAST 10	STRENGTH OF	OPP. STRENGTH	TEAM	ADJ.	CONF.	ADJ CONF.
Average RPI Loss:	115	RECORD	PCT. RANK	GAMES	SCHEDULE	OF SCHEDULE	RPI	RPI	RPI	RPI
DIV. I ONLY	3- 4	199	0- 1	321	152	257	257	23	23	
DIV. I NON-CONF.	3- 4	198	0- 1	321	151	258	258	23	23	
TOTALS	RPI 1-25	RPI 26-50	W-L RECORDS	RPI 51-100	RPI 101-150	RPI 150+				
3- 4	0- 0	0- 0	OVERALL	0- 1	0- 2	3- 1				
1- 0	0- 0	0- 0	HOME	0- 0	0- 0	1- 0				
1- 3	0- 0	0- 0	AWAY	0- 1	0- 2	1- 0				
1- 1	0- 0	0- 0	NEUTRAL	0- 0	0- 0	1- 1				
3- 4	0- 0	0- 0	NON-CONFERENCE	0- 1	0- 2	3- 1				
1- 0	0- 0	0- 0	HOME	0- 0	0- 0	1- 0				
1- 3	0- 0	0- 0	AWAY	0- 1	0- 2	1- 0				
1- 1	0- 0	0- 0	NEUTRAL	0- 0	0- 0	1- 1				
0- 0	0- 0	0- 0	CONFERENCE	0- 0	0- 0	0- 0				
0- 0	0- 0	0- 0	HOME	0- 0	0- 0	0- 0				
0- 0	0- 0	0- 0	AWAY	0- 0	0- 0	0- 0				
0- 0	0- 0	0- 0	NEUTRAL	0- 0	0- 0	0- 0				

RPI 1-25			RPI 26-50			RPI 51-100			RPI 101+			Team's RPI: 257
RPI	S	Opponent	Score	RPI	S	Opponent	Score	RPI	S	Opponent	Score	
						68 A Middle Tenn.	58 64	103 A Vanderbilt		61 75		
								129 A Southern Ill.		65 76		
								158 N Northern Ill.		74 82		
								204 A Samford		72 57		
								321 N Detroit Mercy		69 47		
								348 H La.-Monroe		75 68		
LAST 12 Division I GAMES:												
103 A Vanderbilt		61 75	321 N Detroit Mercy		69 47	158 N Northern Ill.		74 82	204 A Samford		72 57	
			68 A Middle Tenn.		58 64	129 A Southern Ill.		65 76				
			348 H La.-Monroe		75 68							

Non-Div I Games: Cumberland (TN) 88 51

Tennessee Tech

■ Loss,
 ■ Non-Conf,
 ■ S Site,
 ■ H Home
 ■ A Away
 N Neutral

Average RPI Win:	255	WON-LOST	WINNING	LAST 10	STRENGTH OF	OPP. STRENGTH	TEAM	ADJ.	CONF.	ADJ CONF.
Average RPI Loss:	88	RECORD	PCT. RANK	GAMES	SCHEDULE	OF SCHEDULE	RPI	RPI	RPI	RPI
DIV. I ONLY	5- 4	144	1- 0	100	257	125	125	5	5	
DIV. I NON-CONF.	5- 4	143	1- 0	100	256	124	124	5	5	
TOTALS	RPI 1-25	RPI 26-50	W-L RECORDS	RPI 51-100	RPI 101-150	RPI 150+				
5- 4	0- 1	0- 1	OVERALL	0- 0	1- 1	4- 1				
3- 1	0- 0	0- 1	HOME	0- 0	0- 0	3- 0				
1- 2	0- 0	0- 0	AWAY	0- 0	0- 1	1- 1				
1- 1	0- 1	0- 0	NEUTRAL	0- 0	1- 0	0- 0				
5- 4	0- 1	0- 1	NON-CONFERENCE	0- 0	1- 1	4- 1				
3- 1	0- 0	0- 1	HOME	0- 0	0- 0	3- 0				
1- 2	0- 0	0- 0	AWAY	0- 0	0- 1	1- 1				
1- 1	0- 1	0- 0	NEUTRAL	0- 0	1- 0	0- 0				
0- 0	0- 0	0- 0	CONFERENCE	0- 0	0- 0	0- 0				
0- 0	0- 0	0- 0	HOME	0- 0	0- 0	0- 0				
0- 0	0- 0	0- 0	AWAY	0- 0	0- 0	0- 0				
0- 0	0- 0	0- 0	NEUTRAL	0- 0	0- 0	0- 0				

RPI 1-25				RPI 26-50				RPI 51-100				RPI 101+Team's RPI: 125			
RPI	S	Opponent	Score	RPI	S	Opponent	Score	RPI	S	Opponent	Score	RPI	S	Opponent	Score
16	N	NC State	73 84	38	H	Arizona	58 83					135	N	North Texas	63 57
												144	A	South Fla.	57 64
												154	A	Hawaii	60 73
												224	A	Tennessee	66 60
												231	H	Southern U.	93 39
												338	H	UTRGV	85 69
												345	H	UTSA	84 53
LAST 12 Division I GAMES:															
				224	A	Tennessee	66 60	38	H	Arizona	58 83				
				154	A	Hawaii	60 73	345	H	UTSA	84 53				
				135	N	North Texas	63 57	144	A	South Fla.	57 64				
				16	N	NC State	73 84								
				231	H	Southern U.	93 39								
				338	H	UTRGV	85 69								

Non-Div I Games:

Texas

Average RPI Win:	174	WON-LOST	WINNING	LAST 10	STRENGTH OF	OPP. STRENGTH	TEAM	ADJ.	CONF.	ADJ CONF.
Average RPI Loss:	23	RECORD	PCT. RANK	GAMES	SCHEDULE	OF SCHEDULE	RPI	RPI	RPI	RPI
DIV. I ONLY	7- 1	28	1- 0	125	63	34	34	7	7	
DIV. I NON-CONF.	7- 1	28	1- 0	125	63	34	34	7	7	
TOTALS	RPI 1-25	RPI 26-50	W-L RECORDS	RPI 51-100	RPI 101-150	RPI 150+				
7- 1	1- 1	1- 0	OVERALL	1- 0	0- 0	4- 0				
5- 0	1- 0	1- 0	HOME	0- 0	0- 0	3- 0				
2- 0	0- 0	0- 0	AWAY	1- 0	0- 0	1- 0				
0- 1	0- 1	0- 0	NEUTRAL	0- 0	0- 0	0- 0				
7- 1	1- 1	1- 0	NON-CONFERENCE	1- 0	0- 0	4- 0				
5- 0	1- 0	1- 0	HOME	0- 0	0- 0	3- 0				
2- 0	0- 0	0- 0	AWAY	1- 0	0- 0	1- 0				
0- 1	0- 1	0- 0	NEUTRAL	0- 0	0- 0	0- 0				
0- 0	0- 0	0- 0	CONFERENCE	0- 0	0- 0	0- 0				
0- 0	0- 0	0- 0	HOME	0- 0	0- 0	0- 0				
0- 0	0- 0	0- 0	AWAY	0- 0	0- 0	0- 0				
0- 0	0- 0	0- 0	NEUTRAL	0- 0	0- 0	0- 0				

RPI 1-25				RPI 26-50				Team's RPI: 34				RPI 51-100				RPI 101+			
RPI	S	Opponent	Score	RPI	S	Opponent	Score	RPI	S	Opponent	Score	RPI	S	Opponent	Score	RPI	S	Opponent	Score
20	H	Duke	79 58	35	H	Oklahoma St.	74 62	80	A	Southern California	74 64	240	A	Rice	62 61				
23	N	Florida St.	58 80									251	H	Little Rock	78 35				
												281	H	Prairie View	80 38				
												314	H	Central Ark.	76 46				
LAST 12 Division I GAMES:																			
281	H	Prairie View	80 38	35	H	Oklahoma St.	74 62												
80	A	Southern California	74 64	314	H	Central Ark.	76 46												
240	A	Rice	62 61	23	N	Florida St.	58 80												
20	H	Duke	79 58																
251	H	Little Rock	78 35																

Non-Div I Games:

Texas A&M

Average RPI Win:	244	WON-LOST	WINNING	LAST 10	STRENGTH OF	OPP. STRENGTH	TEAM	ADJ.	CONF.	ADJ CONF.
Average RPI Loss:	89	RECORD	PCT. RANK	GAMES	SCHEDULE	OF SCHEDULE	RPI	RPI	RPI	RPI
DIV. I ONLY	3- 4	199	1- 0	14	326	69	69	28	28	
DIV. I NON-CONF.	3- 4	198	1- 0	14	326	69	69	28	28	
TOTALS	RPI 1-25	RPI 26-50	W-L RECORDS	RPI 51-100	RPI 101-150	RPI 150+				
3- 4	0- 1	0- 1	OVERALL	0- 0	0- 1	3- 1				
1- 0	0- 0	0- 0	HOME	0- 0	0- 0	1- 0				
2- 3	0- 1	0- 1	AWAY	0- 0	0- 1	2- 0				
0- 1	0- 0	0- 0	NEUTRAL	0- 0	0- 0	0- 1				
3- 4	0- 1	0- 1	NON-CONFERENCE	0- 0	0- 1	3- 1				
1- 0	0- 0	0- 0	HOME	0- 0	0- 0	1- 0				
2- 3	0- 1	0- 1	AWAY	0- 0	0- 1	2- 0				
0- 1	0- 0	0- 0	NEUTRAL	0- 0	0- 0	0- 1				
0- 0	0- 0	0- 0	CONFERENCE	0- 0	0- 0	0- 0				
0- 0	0- 0	0- 0	HOME	0- 0	0- 0	0- 0				
0- 0	0- 0	0- 0	AWAY	0- 0	0- 0	0- 0				
0- 0	0- 0	0- 0	NEUTRAL	0- 0	0- 0	0- 0				

RPI 1-25				RPI 26-50				RPI 51-100				RPI 101+			
RPI	S	Opponent	Score	RPI	S	Opponent	Score	RPI	S	Opponent	Score	RPI	S	Opponent	Score
13	A	Oregon	63 99	44	A	Colorado	50 74					106	A	Iowa St.	59 79
												154	A	Hawaii	74 57
												194	N	Utah	52 61
												240	H	Rice	63 56
												338	A	UTRGV	71 44
LAST 12 Division I GAMES:															
240	H	Rice	63 56	44	A	Colorado	50 74								
				154	A	Hawaii	74 57								
				194	N	Utah	52 61								
				106	A	Iowa St.	59 79								
				13	A	Oregon	63 99								
				338	A	UTRGV	71 44								

Non-Div I Games:

Texas Southern

Average RPI Win:	241	WON-LOST	WINNING	LAST 10	STRENGTH OF	OPP. STRENGTH	TEAM	ADJ.	CONF.	ADJ CONF.
Average RPI Loss:	129	RECORD	PCT. RANK	GAMES	SCHEDULE	OF SCHEDULE	RPI	RPI	RPI	RPI
DIV. I ONLY	3- 2	121	1- 0	272	188	192	192	22	22	
DIV. I NON-CONF.	3- 2	122	1- 0	273	185	191	191	22	22	
TOTALS	RPI 1-25	RPI 26-50	W-L RECORDS	RPI 51-100	RPI 101-150	RPI 150+				
3- 2	0- 0	0- 1	OVERALL	0- 0	1- 0	2- 1				
3- 0	0- 0	0- 0	HOME	0- 0	1- 0	2- 0				
0- 2	0- 0	0- 1	AWAY	0- 0	0- 0	0- 1				
0- 0	0- 0	0- 0	NEUTRAL	0- 0	0- 0	0- 0				
3- 2	0- 0	0- 1	NON-CONFERENCE	0- 0	1- 0	2- 1				
3- 0	0- 0	0- 0	HOME	0- 0	1- 0	2- 0				
0- 2	0- 0	0- 1	AWAY	0- 0	0- 0	0- 1				
0- 0	0- 0	0- 0	NEUTRAL	0- 0	0- 0	0- 0				
0- 0	0- 0	0- 0	CONFERENCE	0- 0	0- 0	0- 0				
0- 0	0- 0	0- 0	HOME	0- 0	0- 0	0- 0				
0- 0	0- 0	0- 0	AWAY	0- 0	0- 0	0- 0				
0- 0	0- 0	0- 0	NEUTRAL	0- 0	0- 0	0- 0				

RPI 1-25			RPI 26-50			RPI 51-100			RPI 101+			Team's RPI: 192
RPI	S	Opponent	Score	RPI	S	Opponent	Score	RPI	S	Opponent	Score	
				33	A	Kansas	48 68					
										131	H	New Orleans 51 49
										225	A	Oral Roberts 57 63
										246	H	A&M-Corpus Christi 57 48
										345	H	UTSA 74 69
LAST 12 Division I GAMES:												
				345	H	UTSA	74 69					
				246	H	A&M-Corpus Christi	57 48					
				131	H	New Orleans	51 49					
				33	A	Kansas	48 68					
				225	A	Oral Roberts	57 63					

Non-Div I Games: Texas Lutheran 72 31 Tex. Permian Basin 83 45

Texas St.

Average RPI Win: 282		WON-LOST	WINNING	LAST 10	STRENGTH OF	OPP. STRENGTH	TEAM	ADJ.	CONF.	ADJ CONF.
Average RPI Loss: 0		RECORD	PCT. RANK	GAMES	SCHEDULE	OF SCHEDULE	RPI	RPI	RPI	RPI
DIV. I ONLY		6- 0	1	1- 0	324	328	126	126	5	5
DIV. I NON-CONF.		6- 0	1	1- 0	324	328	125	125	5	5
TOTALS	RPI 1-25	RPI 26-50		W-L RECORDS		RPI 51-100	RPI 101-150	RPI 150+		
6- 0	0- 0	0- 0		OVERALL		0- 0	0- 0	6- 0		
4- 0	0- 0	0- 0		HOME		0- 0	0- 0	4- 0		
1- 0	0- 0	0- 0		AWAY		0- 0	0- 0	1- 0		
1- 0	0- 0	0- 0		NEUTRAL		0- 0	0- 0	1- 0		
6- 0	0- 0	0- 0		NON-CONFERENCE		0- 0	0- 0	6- 0		
4- 0	0- 0	0- 0		HOME		0- 0	0- 0	4- 0		
1- 0	0- 0	0- 0		AWAY		0- 0	0- 0	1- 0		
1- 0	0- 0	0- 0		NEUTRAL		0- 0	0- 0	1- 0		
0- 0	0- 0	0- 0		CONFERENCE		0- 0	0- 0	0- 0		
0- 0	0- 0	0- 0		HOME		0- 0	0- 0	0- 0		
0- 0	0- 0	0- 0		AWAY		0- 0	0- 0	0- 0		
0- 0	0- 0	0- 0		NEUTRAL		0- 0	0- 0	0- 0		

RPI 1-25				RPI 26-50				RPI 51-100				RPI 101+				Team's RPI: 126	
RPI	S	Opponent	Score	RPI	S	Opponent	Score	RPI	S	Opponent	Score	RPI	S	Opponent	Score		
												168	H	Sam Houston St.	99	57	
												235	A	San Diego	64	60	
												256	H	Ole Miss	84	48	
												332	N	Purdue Fort Wayne	82	48	
												347	H	Northwestern St.	79	49	
												351	H	Florida A&M	98	60	
LAST 12 Division I GAMES:																	
				235	A	San Diego	64 60	256	H	Ole Miss	84 48						
								332	N	Purdue Fort Wayne	82 48						
								347	H	Northwestern St.	79 49						
								351	H	Florida A&M	98 60						
								168	H	Sam Houston St.	99 57						

Non-Div I Games:

Texas Tech

■ Loss, ■ Non-Conf, S Site, H Home A Away N Neutral

Average RPI Win:	246	WON-LOST	WINNING	LAST 10	STRENGTH OF	OPP. STRENGTH	TEAM	ADJ.	CONF.	ADJ CONF.
Average RPI Loss:	123	RECORD	PCT. RANK	GAMES	SCHEDULE	OF SCHEDULE	RPI	RPI	RPI	RPI
DIV. I ONLY	2- 5	254	0- 1	236	132	283	283	11	11	
DIV. I NON-CONF.	2- 5	254	0- 1	235	132	284	284	11	11	
TOTALS	RPI 1-25	RPI 26-50	W-L RECORDS	RPI 51-100	RPI 101-150	RPI 150+				
2- 5	0- 0	0- 0	OVERALL	0- 2	0- 2	2- 1				
1- 3	0- 0	0- 0	HOME	0- 1	0- 1	1- 1				
1- 2	0- 0	0- 0	AWAY	0- 1	0- 1	1- 0				
0- 0	0- 0	0- 0	NEUTRAL	0- 0	0- 0	0- 0				
2- 5	0- 0	0- 0	NON-CONFERENCE	0- 2	0- 2	2- 1				
1- 3	0- 0	0- 0	HOME	0- 1	0- 1	1- 1				
1- 2	0- 0	0- 0	AWAY	0- 1	0- 1	1- 0				
0- 0	0- 0	0- 0	NEUTRAL	0- 0	0- 0	0- 0				
0- 0	0- 0	0- 0	CONFERENCE	0- 0	0- 0	0- 0				
0- 0	0- 0	0- 0	HOME	0- 0	0- 0	0- 0				
0- 0	0- 0	0- 0	AWAY	0- 0	0- 0	0- 0				
0- 0	0- 0	0- 0	NEUTRAL	0- 0	0- 0	0- 0				

RPI 1-25				RPI 26-50				RPI 51-100				RPI 101+				Team's RPI: 283	
RPI	S	Opponent	Score	RPI	S	Opponent	Score	RPI	S	Opponent	Score	RPI	S	Opponent	Score		
								79	A	Notre Dame	51	54	140	H	Memphis	76	83
								97	H	Valparaiso	54	61	148	A	Duquesne	74	79
													151	H	Dayton	42	60
													172	H	Belmont	53	48
													319	A	Georgia St.	74	48
LAST 12 Division I GAMES:																	
				172	H	Belmont	53	48	148	A	Duquesne	74	79				
				97	H	Valparaiso	54	61									
				140	H	Memphis	76	83									
				79	A	Notre Dame	51	54									
				151	H	Dayton	42	60									
				319	A	Georgia St.	74	48									

Non-Div I Games:

Toledo

Average RPI Win:	238	WON-LOST	WINNING	LAST 10	STRENGTH OF	OPP. STRENGTH	TEAM	ADJ.	CONF.	ADJ CONF.
Average RPI Loss:	158	RECORD	PCT. RANK	GAMES	SCHEDULE	OF SCHEDULE	RPI	RPI	RPI	RPI
DIV. I ONLY	3- 6	231	0- 1	237	97	273	273	18	18	
DIV. I NON-CONF.	3- 6	231	0- 1	236	97	274	274	18	18	
TOTALS	RPI 1-25	RPI 26-50	W-L RECORDS	RPI 51-100	RPI 101-150	RPI 150+				
3- 6	0- 1	0- 1	OVERALL	0- 1	0- 0	3- 3				
2- 2	0- 0	0- 0	HOME	0- 1	0- 0	2- 1				
0- 3	0- 1	0- 0	AWAY	0- 0	0- 0	0- 2				
1- 1	0- 0	0- 1	NEUTRAL	0- 0	0- 0	1- 0				
3- 6	0- 1	0- 1	NON-CONFERENCE	0- 1	0- 0	3- 3				
2- 2	0- 0	0- 0	HOME	0- 1	0- 0	2- 1				
0- 3	0- 1	0- 0	AWAY	0- 0	0- 0	0- 2				
1- 1	0- 0	0- 1	NEUTRAL	0- 0	0- 0	1- 0				
0- 0	0- 0	0- 0	CONFERENCE	0- 0	0- 0	0- 0				
0- 0	0- 0	0- 0	HOME	0- 0	0- 0	0- 0				
0- 0	0- 0	0- 0	AWAY	0- 0	0- 0	0- 0				
0- 0	0- 0	0- 0	NEUTRAL	0- 0	0- 0	0- 0				

RPI 1-25				RPI 26-50				RPI 51-100				RPI 101+ Team's RPI: 273			
RPI	S	Opponent	Score	RPI	S	Opponent	Score	RPI	S	Opponent	Score	RPI	S	Opponent	Score
24	A	Rutgers	53 67	26	N	Iowa	72 100	77	H	Temple	59 74	209	H	Mt. St. Mary's	73 57
												235	A	San Diego	67 81
												244	N	Iona	75 58
												260	H	American	63 60
												272	H	Penn St.	67 73
												311	A	San Diego St.	72 80
LAST 12 Division I GAMES:															
235	A	San Diego	67 81	24	A	Rutgers	53 67	272	H	Penn St.	67 73	244	N	Iona	75 58
311	A	San Diego St.	72 80	77	H	Temple	59 74	26	N	Iowa	72 100	260	H	American	63 60
								209	H	Mt. St. Mary's	73 57				

Non-Div I Games:

Towson

Average RPI Win:	248	WON-LOST	WINNING	LAST 10	STRENGTH OF	OPP. STRENGTH	TEAM	ADJ.	CONF.	ADJ CONF.
Average RPI Loss:	16	RECORD	PCT. RANK	GAMES	SCHEDULE	OF SCHEDULE	RPI	RPI	RPI	RPI
DIV. I ONLY	3- 2	121	0- 0	62	139	36	36	22	22	
DIV. I NON-CONF.	3- 2	122	0- 0	61	139	36	36	22	22	
TOTALS	RPI 1-25	RPI 26-50	W-L RECORDS	RPI 51-100	RPI 101-150	RPI 150+				
3- 2	0- 2	0- 0	OVERALL	0- 0	0- 0	3- 0				
1- 0	0- 0	0- 0	HOME	0- 0	0- 0	1- 0				
2- 2	0- 2	0- 0	AWAY	0- 0	0- 0	2- 0				
0- 0	0- 0	0- 0	NEUTRAL	0- 0	0- 0	0- 0				
3- 2	0- 2	0- 0	NON-CONFERENCE	0- 0	0- 0	3- 0				
1- 0	0- 0	0- 0	HOME	0- 0	0- 0	1- 0				
2- 2	0- 2	0- 0	AWAY	0- 0	0- 0	2- 0				
0- 0	0- 0	0- 0	NEUTRAL	0- 0	0- 0	0- 0				
0- 0	0- 0	0- 0	CONFERENCE	0- 0	0- 0	0- 0				
0- 0	0- 0	0- 0	HOME	0- 0	0- 0	0- 0				
0- 0	0- 0	0- 0	AWAY	0- 0	0- 0	0- 0				
0- 0	0- 0	0- 0	NEUTRAL	0- 0	0- 0	0- 0				

RPI 1-25				RPI 26-50		Team's RPI: 36		RPI 51-100				RPI 101+			
RPI	S	Opponent	Score	RPI	S	Opponent	Score	RPI	S	Opponent	Score	RPI	S	Opponent	Score
11	A	Mississippi St.	82 122									203	A	Bethune-Cookman	68 62
20	A	Duke	85 99									204	A	Samford	74 65
												337	H	Jacksonville St.	94 64
LAST 12 Division I GAMES:															
				203	A	Bethune-Cookman	68 62	337	H	Jacksonville St.	94 64				
				20	A	Duke	85 99	204	A	Samford	74 65				
				11	A	Mississippi St.	82 122								

Non-Div I Games: AUM 72 42 Fort Valley St. 101 52

Troy

Average RPI Win:	235	WON-LOST	WINNING	LAST 10	STRENGTH OF	OPP. STRENGTH	TEAM	ADJ.	CONF.	ADJ CONF.
Average RPI Loss:	106	RECORD	PCT. RANK	GAMES	SCHEDULE	OF SCHEDULE	RPI	RPI	RPI	RPI
DIV. I ONLY	4- 6	214	0- 1	102	173	182	182	9	9	
DIV. I NON-CONF.	4- 6	215	0- 1	102	170	182	182	9	9	
TOTALS	RPI 1-25	RPI 26-50	W-L RECORDS	RPI 51-100	RPI 101-150	RPI 150+				
4- 6	0- 0	0- 2	OVERALL	0- 2	0- 1	4- 1				
2- 4	0- 0	0- 1	HOME	0- 1	0- 1	2- 1				
2- 0	0- 0	0- 0	AWAY	0- 0	0- 0	2- 0				
0- 2	0- 0	0- 1	NEUTRAL	0- 1	0- 0	0- 0				
4- 6	0- 0	0- 2	NON-CONFERENCE	0- 2	0- 1	4- 1				
2- 4	0- 0	0- 1	HOME	0- 1	0- 1	2- 1				
2- 0	0- 0	0- 0	AWAY	0- 0	0- 0	2- 0				
0- 2	0- 0	0- 1	NEUTRAL	0- 1	0- 0	0- 0				
0- 0	0- 0	0- 0	CONFERENCE	0- 0	0- 0	0- 0				
0- 0	0- 0	0- 0	HOME	0- 0	0- 0	0- 0				
0- 0	0- 0	0- 0	AWAY	0- 0	0- 0	0- 0				
0- 0	0- 0	0- 0	NEUTRAL	0- 0	0- 0	0- 0				

RPI S	Opponent	Score	RPI S	Opponent	Score	RPI S	Opponent	Score	RPI S	Opponent	Score	Team's RPI: 182
40 N	Charlotte	56 60	47 H	LSU	54 59	68 H	Middle Tenn.	62 64	119 H	Alabama	56 66	
						90 N	Boston College	76 89	156 A	Washington	64 62	
									180 A	Southern Miss.	62 58	
									274 H	South Alabama	53 62	
									289 H	Jackson St.	82 46	
									314 H	Central Ark.	65 38	
LAST 12 Division I GAMES:												
119 H	Alabama	56 66	274 H	South Alabama	53 62							
314 H	Central Ark.	65 38	180 A	Southern Miss.	62 58							
47 H	LSU	54 59	40 N	Charlotte	56 60							
68 H	Middle Tenn.	62 64	90 N	Boston College	76 89							
156 A	Washington	64 62										
289 H	Jackson St.	82 46										

Non-Div I Games:

Tulane

Average RPI Win: 262		WON-LOST	WINNING	LAST 10	STRENGTH OF	OPP. STRENGTH	TEAM	ADJ.	CONF.	ADJ CONF.
Average RPI Loss: 92		RECORD	PCT. RANK	GAMES	SCHEDULE	OF SCHEDULE	RPI	RPI	RPI	RPI
DIV. I ONLY		3- 6	231	0- 1	192	104	266	266	9	9
DIV. I NON-CONF.		3- 6	231	0- 1	191	106	268	268	9	9
TOTALS	RPI 1-25	RPI 26-50		W-L RECORDS		RPI 51-100	RPI 101-150	RPI 150+		
3- 6	0- 0	0- 4		OVERALL		0- 0	0- 1	3- 1		
3- 2	0- 0	0- 1		HOME		0- 0	0- 1	3- 0		
0- 2	0- 0	0- 1		AWAY		0- 0	0- 0	0- 1		
0- 2	0- 0	0- 2		NEUTRAL		0- 0	0- 0	0- 0		
3- 6	0- 0	0- 4		NON-CONFERENCE		0- 0	0- 1	3- 1		
3- 2	0- 0	0- 1		HOME		0- 0	0- 1	3- 0		
0- 2	0- 0	0- 1		AWAY		0- 0	0- 0	0- 1		
0- 2	0- 0	0- 2		NEUTRAL		0- 0	0- 0	0- 0		
0- 0	0- 0	0- 0		CONFERENCE		0- 0	0- 0	0- 0		
0- 0	0- 0	0- 0		HOME		0- 0	0- 0	0- 0		
0- 0	0- 0	0- 0		AWAY		0- 0	0- 0	0- 0		
0- 0	0- 0	0- 0		NEUTRAL		0- 0	0- 0	0- 0		





















RPI 1-25				RPI 26-50				RPI 51-100				RPI 101+				Team's RPI: 266	
RPI	S	Opponent	Score	RPI	S	Opponent	Score	RPI	S	Opponent	Score	RPI	S	Opponent	Score		
				28	A	Abilene Christian	63 73					142	H	SFA	63 67		
				35	H	Oklahoma St.	48 78					225	H	Oral Roberts	67 65		
				43	N	Western Ky.	63 76					250	H	Arkansas St.	79 77		
				50	N	Marquette	60 61					251	A	Little Rock	51 63		
												312	H	LMU (CA)	75 56		
LAST 12 Division I GAMES:																	
				35	H	Oklahoma St.	48 78	251	A	Little Rock	51 63						
				250	H	Arkansas St.	79 77	28	A	Abilene Christian	63 73						
				142	H	SFA	63 67	50	N	Marquette	60 61						
								43	N	Western Ky.	63 76						
								312	H	LMU (CA)	75 56						
								225	H	Oral Roberts	67 65						

Non-Div I Games:

Tulsa

■ Loss, ■ Non-Conf, S Site, H Home A Away N Neutral

Average RPI Win:	228	WON-LOST	WINNING	LAST 10	STRENGTH OF	OPP. STRENGTH	TEAM	ADJ.	CONF.	ADJ CONF.
Average RPI Loss:	86	RECORD	PCT. RANK	GAMES	SCHEDULE	OF SCHEDULE	RPI	RPI	RPI	RPI
DIV. I ONLY	4- 3	129	0- 1	295	24	223	223	13	13	
DIV. I NON-CONF.	4- 3	130	0- 1	294	24	223	223	13	13	
TOTALS	RPI 1-25	RPI 26-50	W-L RECORDS	RPI 51-100	RPI 101-150	RPI 150+				
4- 3	0- 0	0- 0	OVERALL	0- 2	1- 1	3- 0				
4- 1	0- 0	0- 0	HOME	0- 1	1- 0	3- 0				
0- 2	0- 0	0- 0	AWAY	0- 1	0- 1	0- 0				
0- 0	0- 0	0- 0	NEUTRAL	0- 0	0- 0	0- 0				
4- 3	0- 0	0- 0	NON-CONFERENCE	0- 2	1- 1	3- 0				
4- 1	0- 0	0- 0	HOME	0- 1	1- 0	3- 0				
0- 2	0- 0	0- 0	AWAY	0- 1	0- 1	0- 0				
0- 0	0- 0	0- 0	NEUTRAL	0- 0	0- 0	0- 0				
0- 0	0- 0	0- 0	CONFERENCE	0- 0	0- 0	0- 0				
0- 0	0- 0	0- 0	HOME	0- 0	0- 0	0- 0				
0- 0	0- 0	0- 0	AWAY	0- 0	0- 0	0- 0				
0- 0	0- 0	0- 0	NEUTRAL	0- 0	0- 0	0- 0				

RPI 1-25			RPI 26-50			RPI 51-100			RPI 101+			Team's RPI: 223
RPI	S	Opponent	Score	RPI	S	Opponent	Score	RPI	S	Opponent	Score	
						54  Oklahoma	75  82	110  Auburn		80	75	
						65  Boise St.	81  83	140  Memphis		52	 77	
								204  Samford		76	69	
								274  South Alabama		77	61	
								325  McNeese		97	70	
LAST 12 Division I GAMES:												
						65  Boise St.	81  83	204  Samford		76	69	
						54  Oklahoma	75  82	325  McNeese		97	70	
						140  Memphis	52  77	110  Auburn		80	75	
								274  South Alabama		77	61	

Non-Div I Games: Ala.-Huntsville 74 57

UAB

Average RPI Win:	233	WON-LOST	WINNING	LAST 10	STRENGTH OF	OPP. STRENGTH	TEAM	ADJ.	CONF.	ADJ CONF.
Average RPI Loss:	145	RECORD	PCT. RANK	GAMES	SCHEDULE	OF SCHEDULE	RPI	RPI	RPI	RPI
DIV. I ONLY	4- 5	189	1- 0	293	165	269	269	24	24	
DIV. I NON-CONF.	4- 5	188	1- 0	292	164	270	270	24	24	
TOTALS	RPI 1-25	RPI 26-50	W-L RECORDS	RPI 51-100	RPI 101-150	RPI 150+				
4- 5	0- 0	0- 0	OVERALL	1- 0	0- 3	3- 2				
3- 2	0- 0	0- 0	HOME	1- 0	0- 1	2- 1				
1- 3	0- 0	0- 0	AWAY	0- 0	0- 2	1- 1				
0- 0	0- 0	0- 0	NEUTRAL	0- 0	0- 0	0- 0				
4- 5	0- 0	0- 0	NON-CONFERENCE	1- 0	0- 3	3- 2				
3- 2	0- 0	0- 0	HOME	1- 0	0- 1	2- 1				
1- 3	0- 0	0- 0	AWAY	0- 0	0- 2	1- 1				
0- 0	0- 0	0- 0	NEUTRAL	0- 0	0- 0	0- 0				
0- 0	0- 0	0- 0	CONFERENCE	0- 0	0- 0	0- 0				
0- 0	0- 0	0- 0	HOME	0- 0	0- 0	0- 0				
0- 0	0- 0	0- 0	AWAY	0- 0	0- 0	0- 0				
0- 0	0- 0	0- 0	NEUTRAL	0- 0	0- 0	0- 0				

RPI 1-25			RPI 26-50			RPI 51-100			RPI 101+			Team's RPI: 269
RPI	S	Opponent	Score	RPI	S	Opponent	Score	RPI	S	Opponent	Score	
						95 H San Francisco	79 67			123 H Santa Clara	61 62	
										124 A Montana St.	65 77	
										146 A Saint Mary's (CA)	74 83	
										160 A Fresno St.	65 73	
										171 H Portland St.	70 76	
										202 H Boston U.	75 68	
										284 A Northern Ariz.	71 61	
										350 H Sacramento St.	77 75	
LAST 12 Division I GAMES:												
171	H	Portland St.	70 76	284	A	Northern Ariz.	71 61					
350	H	Sacramento St.	77 75	202	H	Boston U.	75 68					
95	H	San Francisco	79 67	124	A	Montana St.	65 77					
146	A	Saint Mary's (CA)	74 83									
123	H	Santa Clara	61 62									
160	A	Fresno St.	65 73									

Non-Div I Games:

UC Davis

■ Loss,
 ■ Non-Conf,
 ■ S Site,
 ■ H Home
 ■ A Away
 N Neutral

Average RPI Win:	215	WON-LOST	WINNING	LAST 10	STRENGTH OF	OPP. STRENGTH	TEAM	ADJ.	CONF.	ADJ CONF.
Average RPI Loss:	155	RECORD	PCT. RANK	GAMES	SCHEDULE	OF SCHEDULE	RPI	RPI	RPI	RPI
DIV. I ONLY	3- 6	231	1- 1	46	324	183	183	24	24	
DIV. I NON-CONF.	3- 6	231	1- 1	45	324	183	183	24	24	
TOTALS	RPI 1-25	RPI 26-50	W-L RECORDS	RPI 51-100	RPI 101-150	RPI 150+				
3- 6	0- 1	0- 0	OVERALL	0- 1	0- 1	3- 3				
2- 1	0- 0	0- 0	HOME	0- 0	0- 0	2- 1				
0- 3	0- 1	0- 0	AWAY	0- 0	0- 1	0- 1				
1- 2	0- 0	0- 0	NEUTRAL	0- 1	0- 0	1- 1				
3- 6	0- 1	0- 0	NON-CONFERENCE	0- 1	0- 1	3- 3				
2- 1	0- 0	0- 0	HOME	0- 0	0- 0	2- 1				
0- 3	0- 1	0- 0	AWAY	0- 0	0- 1	0- 1				
1- 2	0- 0	0- 0	NEUTRAL	0- 1	0- 0	1- 1				
0- 0	0- 0	0- 0	CONFERENCE	0- 0	0- 0	0- 0				
0- 0	0- 0	0- 0	HOME	0- 0	0- 0	0- 0				
0- 0	0- 0	0- 0	AWAY	0- 0	0- 0	0- 0				
0- 0	0- 0	0- 0	NEUTRAL	0- 0	0- 0	0- 0				

RPI 1-25				RPI 26-50				RPI 51-100				RPI 101+ Team's RPI: 183			
RPI	S	Opponent	Score	RPI	S	Opponent	Score	RPI	S	Opponent	Score	RPI	S	Opponent	Score
1	A	Oregon St.	57 86					88	N	Davidson	72 78	137	A	Southern Utah	68 82
												162	H	San Jose St.	79 77
												171	H	Portland St.	61 70
												171	N	Portland St.	83 75
												230	N	North Ala.	60 88
												300	A	Denver	75 83
												312	H	LMU (CA)	80 65
LAST 12 Division I GAMES:															
300	A	Denver	75 83	88	N	Davidson	72 78	171	N	Portland St.	83 75	137	A	Southern Utah	68 82
312	H	LMU (CA)	80 65	171	N	Portland St.	83 75	171	H	Portland St.	61 70	230	N	North Ala.	60 88
1	A	Oregon St.	57 86	137	A	Southern Utah	68 82								
162	H	San Jose St.	79 77												

Non-Div I Games:

UC Irvine

UC Riverside

Through Games Of 12/8/19

Average RPI Win:	292	WON-LOST	WINNING	LAST 10	STRENGTH OF	OPP. STRENGTH	TEAM	ADJ.	CONF.	ADJ CONF.
Average RPI Loss:	141	RECORD	PCT. RANK	GAMES	SCHEDULE	OF SCHEDULE	RPI	RPI	RPI	RPI
DIV. I ONLY	3- 7	248	1- 0	202	225	258	258	24	24	
DIV. I NON-CONF.	3- 7	249	1- 0	201	225	260	260	24	24	
TOTALS	RPI 1-25	RPI 26-50	W-L RECORDS	RPI 51-100	RPI 101-150	RPI 150+				
3- 7	0- 0	0- 1	OVERALL	0- 2	0- 1	3- 3				
2- 2	0- 0	0- 0	HOME	0- 1	0- 0	2- 1				
1- 5	0- 0	0- 1	AWAY	0- 1	0- 1	1- 2				
0- 0	0- 0	0- 0	NEUTRAL	0- 0	0- 0	0- 0				
3- 7	0- 0	0- 1	NON-CONFERENCE	0- 2	0- 1	3- 3				
2- 2	0- 0	0- 0	HOME	0- 1	0- 0	2- 1				
1- 5	0- 0	0- 1	AWAY	0- 1	0- 1	1- 2				
0- 0	0- 0	0- 0	NEUTRAL	0- 0	0- 0	0- 0				
0- 0	0- 0	0- 0	CONFERENCE	0- 0	0- 0	0- 0				
0- 0	0- 0	0- 0	HOME	0- 0	0- 0	0- 0				
0- 0	0- 0	0- 0	AWAY	0- 0	0- 0	0- 0				
0- 0	0- 0	0- 0	NEUTRAL	0- 0	0- 0	0- 0				

RPI S	Opponent	Score	RPI S	Opponent	Score	RPI S	Opponent	Score	RPI S	Opponent	Score	Team's RPI: 258
38	A Arizona	27 70	56	A California	61 84	109	A New Mexico	70 80	198	A UTEP	50 63	
			80	H Southern California	59 76	211	H Weber St.	54 64	212	H California Baptist	80 64	
						293	A Colorado St.	40 52	323	A New Mexico St.	60 58	
						340	H Utah Valley	67 53				
LAST 12 Division I GAMES:												
212	H California Baptist	80 64	38	A Arizona	27 70	211	H Weber St.	54 64	56	A California	61 84	
293	A Colorado St.	40 52	80	H Southern California	59 76	340	H Utah Valley	67 53	198	A UTEP	50 63	
323	A New Mexico St.	60 58										
109	A New Mexico	70 80										

Non-Div I Games:

UC Riverside

■ Loss,
 ■ Non-Conf,
 ■ S Site,
 ■ H Home
 ■ A Away
 N Neutral

Average RPI Win:	213	WON-LOST	WINNING	LAST 10	STRENGTH OF	OPP. STRENGTH	TEAM	ADJ.	CONF.	ADJ CONF.
Average RPI Loss:	78	RECORD	PCT. RANK	GAMES	SCHEDULE	OF SCHEDULE	RPI	RPI	RPI	RPI
DIV. I ONLY	4- 4	160	0- 1	71	174	111	111	9	9	
DIV. I NON-CONF.	4- 4	160	0- 1	69	171	110	110	9	9	
TOTALS	RPI 1-25	RPI 26-50	W-L RECORDS	RPI 51-100	RPI 101-150	RPI 150+				
4- 4	0- 1	0- 0	OVERALL	0- 2	1- 0	3- 1				
3- 0	0- 0	0- 0	HOME	0- 0	0- 0	3- 0				
1- 2	0- 1	0- 0	AWAY	0- 0	1- 0	0- 1				
0- 2	0- 0	0- 0	NEUTRAL	0- 2	0- 0	0- 0				
4- 4	0- 1	0- 0	NON-CONFERENCE	0- 2	1- 0	3- 1				
3- 0	0- 0	0- 0	HOME	0- 0	0- 0	3- 0				
1- 2	0- 1	0- 0	AWAY	0- 0	1- 0	0- 1				
0- 2	0- 0	0- 0	NEUTRAL	0- 2	0- 0	0- 0				
0- 0	0- 0	0- 0	CONFERENCE	0- 0	0- 0	0- 0				
0- 0	0- 0	0- 0	HOME	0- 0	0- 0	0- 0				
0- 0	0- 0	0- 0	AWAY	0- 0	0- 0	0- 0				
0- 0	0- 0	0- 0	NEUTRAL	0- 0	0- 0	0- 0				

RPI 1-25				RPI 26-50				RPI 51-100				RPI 101+				Team's RPI: 111	
RPI	S	Opponent	Score	RPI	S	Opponent	Score	RPI	S	Opponent	Score	RPI	S	Opponent	Score		
15	A	FGCU	50 72					51	N	UCLA	56 61	142	A	SFA	63 57		
								73	N	James Madison	43 46	172	A	Belmont	37 72		
												196	H	Stetson	66 40		
												210	H	Delaware	75 49		
												304	H	Pittsburgh	74 58		
LAST 12 Division I GAMES:																	
				51	N	UCLA	56 61					73	N	James Madison	43 46		
				196	H	Stetson	66 40					304	H	Pittsburgh	74 58		
				210	H	Delaware	75 49										
				142	A	SFA	63 57										
				15	A	FGCU	50 72										
				172	A	Belmont	37 72										

Non-Div I Games:

UCF

Average RPI Win: 179		WON-LOST	WINNING	LAST 10	STRENGTH OF	OPP. STRENGTH	TEAM	ADJ.	CONF.	ADJ CONF.
Average RPI Loss: 0		RECORD	PCT. RANK	GAMES	SCHEDULE	OF SCHEDULE	RPI	RPI	RPI	RPI
DIV. I ONLY		8- 0	1	1- 0	290	45	51	51	1	1
DIV. I NON-CONF.		8- 0	1	1- 0	289	45	51	51	1	1
TOTALS	RPI 1-25		RPI 26-50		W-L RECORDS	RPI 51-100	RPI 101-150		RPI 150+	
8- 0	1- 0		0- 0		OVERALL	1- 0	1- 0		5- 0	
5- 0	0- 0		0- 0		HOME	1- 0	0- 0		4- 0	
2- 0	1- 0		0- 0		AWAY	0- 0	0- 0		1- 0	
1- 0	0- 0		0- 0		NEUTRAL	0- 0	1- 0		0- 0	
8- 0	1- 0		0- 0		NON-CONFERENCE	1- 0	1- 0		5- 0	
5- 0	0- 0		0- 0		HOME	1- 0	0- 0		4- 0	
2- 0	1- 0		0- 0		AWAY	0- 0	0- 0		1- 0	
1- 0	0- 0		0- 0		NEUTRAL	0- 0	1- 0		0- 0	
0- 0	0- 0		0- 0		CONFERENCE	0- 0	0- 0		0- 0	
0- 0	0- 0		0- 0		HOME	0- 0	0- 0		0- 0	
0- 0	0- 0		0- 0		AWAY	0- 0	0- 0		0- 0	
0- 0	0- 0		0- 0		NEUTRAL	0- 0	0- 0		0- 0	

RPI 1-25				RPI 26-50				RPI 51-100 Team's RPI: 51				RPI 101+			
RPI	S	Opponent	Score	RPI	S	Opponent	Score	RPI	S	Opponent	Score	RPI	S	Opponent	Score
22	A	Virginia	73 62					61	H	Yale	100 65	111	N	UCF	61 56
												200	H	Northern Colo.	92 58
												211	H	Weber St.	85 45
												232	A	CSUN	58 44
												279	H	Long Beach St.	86 51
												312	H	LMU (CA)	74 52
LAST 12 Division I GAMES:															
279	H	Long Beach St.	86 51	232	A	CSUN	58 44	22	A	Virginia	73 62	111	N	UCF	61 56
312	H	LMU (CA)	74 52	61	H	Yale	100 65	200	H	Northern Colo.	92 58				
211	H	Weber St.	85 45												

Non-Div I Games:

UCLA

Average RPI Win:	72	WON-LOST	WINNING	LAST 10	STRENGTH OF	OPP. STRENGTH	TEAM	ADJ.	CONF.	ADJ CONF.
Average RPI Loss:	0	RECORD	PCT. RANK	GAMES	SCHEDULE	OF SCHEDULE	RPI	RPI	RPI	RPI
DIV. I ONLY	8- 0	1	1- 0	25	1	3	3	9	9	
DIV. I NON-CONF.	7- 0	1	1- 0	23	1	2	2	9	9	
TOTALS	RPI 1-25	RPI 26-50	W-L RECORDS	RPI 51-100	RPI 101-150	RPI 150+				
8- 0	2- 0	0- 0	OVERALL	4- 0	1- 0	1- 0				
3- 0	1- 0	0- 0	HOME	2- 0	0- 0	0- 0				
5- 0	1- 0	0- 0	AWAY	2- 0	1- 0	1- 0				
0- 0	0- 0	0- 0	NEUTRAL	0- 0	0- 0	0- 0				
7- 0	2- 0	0- 0	NON-CONFERENCE	3- 0	1- 0	1- 0				
3- 0	1- 0	0- 0	HOME	2- 0	0- 0	0- 0				
4- 0	1- 0	0- 0	AWAY	1- 0	1- 0	1- 0				
0- 0	0- 0	0- 0	NEUTRAL	0- 0	0- 0	0- 0				
1- 0	0- 0	0- 0	CONFERENCE	1- 0	0- 0	0- 0				
0- 0	0- 0	0- 0	HOME	0- 0	0- 0	0- 0				
1- 0	0- 0	0- 0	AWAY	1- 0	0- 0	0- 0				
0- 0	0- 0	0- 0	NEUTRAL	0- 0	0- 0	0- 0				

RPI 1-25				RPI 26-50				RPI 51-100				RPI 101+			
RPI	S	Opponent	Score	RPI	S	Opponent	Score	RPI	S	Opponent	Score	RPI	S	Opponent	Score
12	A	Ohio St.	73 62					56	H	California	72 61	103	A	Vanderbilt	64 51
22	H	Virginia	83 44					77	A	Temple	83 54	151	A	Dayton	75 37
								78	A	Seton Hall	92 78				
								79	H	Notre Dame	81 57				
LAST 12 Division I GAMES:															
				79	H	Notre Dame	81 57	12	A	Ohio St.	73 62				
				78	A	Seton Hall	92 78	22	H	Virginia	83 44				
				151	A	Dayton	75 37	77	A	Temple	83 54				
								103	A	Vanderbilt	64 51				
								56	H	California	72 61				

Non-Div I Games:

UConn

0- 0

0- 0

NEUTRAL

0- 0

0- 0

0- 0

0- 0

RPI 1-25

RPI S

Opponent

Score

RPI 26-50

RPI S

Opponent

Score

RPI 51-100

RPI S

Opponent

Score

RPI 101+

RPI S

Opponent

Score

Team's RPI: 330

115 A Syracuse 48 82

138 N La Salle 58 74

164 A William & Mary 48 76

175 A Wagner 60 67

190 N Kennesaw St. 44 59

209 A Mt. St. Mary's 61 71

247 H Howard 61 72

308 H Coppin St. 71 48

LAST 12 Division I GAMES:

209 A Mt. St. Mary's 61 71

175 A Wagner 60 67

308 H Coppin St. 71 48

247 H Howard 61 72

190 N Kennesaw St. 44 59

115 A Syracuse 48 82

138 N La Salle 58 74

164 A William & Mary 48 76

UMBC

Page 307

Average RPI Win:	0	WON-LOST	WINNING	LAST 10	STRENGTH OF	OPP. STRENGTH	TEAM	ADJ.	CONF.	ADJ CONF.
Average RPI Loss:	119	RECORD	PCT. RANK	GAMES	SCHEDULE	OF SCHEDULE	RPI	RPI	RPI	RPI
DIV. I ONLY	0- 7	333	0- 1	36	212	263	263	31	31	
DIV. I NON-CONF.	0- 7	333	0- 1	36	210	265	265	31	31	
TOTALS	RPI 1-25	RPI 26-50	W-L RECORDS	RPI 51-100	RPI 101-150	RPI 150+				
0- 7	0- 0	0- 2	OVERALL	0- 1	0- 2	0- 2				
0- 1	0- 0	0- 1	HOME	0- 0	0- 0	0- 0				
0- 6	0- 0	0- 1	AWAY	0- 1	0- 2	0- 2				
0- 0	0- 0	0- 0	NEUTRAL	0- 0	0- 0	0- 0				
0- 7	0- 0	0- 2	NON-CONFERENCE	0- 1	0- 2	0- 2				
0- 1	0- 0	0- 1	HOME	0- 0	0- 0	0- 0				
0- 6	0- 0	0- 1	AWAY	0- 1	0- 2	0- 2				
0- 0	0- 0	0- 0	NEUTRAL	0- 0	0- 0	0- 0				
0- 0	0- 0	0- 0	CONFERENCE	0- 0	0- 0	0- 0				
0- 0	0- 0	0- 0	HOME	0- 0	0- 0	0- 0				
0- 0	0- 0	0- 0	AWAY	0- 0	0- 0	0- 0				
0- 0	0- 0	0- 0	NEUTRAL	0- 0	0- 0	0- 0				

RPI 1-25				RPI 26-50				RPI 51-100				RPI 101+ Team's RPI: 263			
RPI	S	Opponent	Score	RPI	S	Opponent	Score	RPI	S	Opponent	Score	RPI	S	Opponent	Score
				46	A	Virginia Tech	43 86	53	A	Old Dominion	39 48	113	A	UNC Greensboro	48 86
				48	H	Richmond	52 64					115	A	Syracuse	50 65
												164	A	William & Mary	50 78
												291	A	East Carolina	42 57
LAST 12 Division I GAMES:															
				53	A	Old Dominion	39 48	291	A	East Carolina	42 57				
				48	H	Richmond	52 64	46	A	Virginia Tech	43 86				
								113	A	UNC Greensboro	48 86				
								115	A	Syracuse	50 65				
								164	A	William & Mary	50 78				

Non-Div I Games: Greensboro 65 48 Wesley 75 29

UMES

Loss, Non-Conf, S Site, H Home A Away N Neutral

Average RPI Win:	202	WON-LOST	WINNING	LAST 10	STRENGTH OF	OPP. STRENGTH	TEAM	ADJ.	CONF.	ADJ CONF.
Average RPI Loss:	94	RECORD	PCT. RANK	GAMES	SCHEDULE	OF SCHEDULE	RPI	RPI	RPI	RPI
DIV. I ONLY	4- 5	189	1- 1	47	187	121	121	32	32	
DIV. I NON-CONF.	4- 5	188	1- 1	46	184	120	120	32	32	
TOTALS	RPI 1-25	RPI 26-50	W-L RECORDS	RPI 51-100	RPI 101-150	RPI 150+				
4- 5	0- 1	0- 1	OVERALL	0- 2	0- 0	4- 1				
3- 2	0- 0	0- 0	HOME	0- 2	0- 0	3- 0				
1- 3	0- 1	0- 1	AWAY	0- 0	0- 0	1- 1				
0- 0	0- 0	0- 0	NEUTRAL	0- 0	0- 0	0- 0				
4- 5	0- 1	0- 1	NON-CONFERENCE	0- 2	0- 0	4- 1				
3- 2	0- 0	0- 0	HOME	0- 2	0- 0	3- 0				
1- 3	0- 1	0- 1	AWAY	0- 0	0- 0	1- 1				
0- 0	0- 0	0- 0	NEUTRAL	0- 0	0- 0	0- 0				
0- 0	0- 0	0- 0	CONFERENCE	0- 0	0- 0	0- 0				
0- 0	0- 0	0- 0	HOME	0- 0	0- 0	0- 0				
0- 0	0- 0	0- 0	AWAY	0- 0	0- 0	0- 0				
0- 0	0- 0	0- 0	NEUTRAL	0- 0	0- 0	0- 0				

RPI 1-25					RPI 26-50					RPI 51-100					RPI 101+					Team's RPI: 121	
RPI	S	Opponent	Score		RPI	S	Opponent	Score		RPI	S	Opponent	Score		RPI	S	Opponent	Score			
2	A	Missouri St.	58	83	45	A	Pacific	60	89	71	H	Loyola Chicago	67	72	167	A	George Mason	64	58		
										88	H	Davidson	64	74	170	H	Missouri	59	56		
															171	H	Portland St.	87	69		
															262	A	Omaha	53	57		
															300	H	Denver	83	79		
LAST 12 Division I GAMES:																					
		88	H	Davidson			64	74				171	H	Portland St.			87	69			
		170	H	Missouri			59	56				45	A	Pacific			60	89			
		262	A	Omaha			53	57				300	H	Denver			83	79			
		2	A	Missouri St.			58	83													
		167	A	George Mason			64	58													
		71	H	Loyola Chicago			67	72													

Non-Div I Games: Rockhurst 78 60

UMKC

■ Loss,
 ■ Non-Conf,
 ■ S Site,
 ■ H Home
 ■ A Away
 N Neutral

Average RPI Win:	331	WON-LOST	WINNING	LAST 10	STRENGTH OF	OPP. STRENGTH	TEAM	ADJ.	CONF.	ADJ CONF.
Average RPI Loss:	86	RECORD	PCT. RANK	GAMES	SCHEDULE	OF SCHEDULE	RPI	RPI	RPI	RPI
DIV. I ONLY	3- 7	248	1- 0	166	194	226	226	27	27	
DIV. I NON-CONF.	3- 7	249	1- 0	166	192	226	226	27	27	
TOTALS	RPI 1-25	RPI 26-50	W-L RECORDS	RPI 51-100	RPI 101-150	RPI 150+				
3- 7	0- 0	0- 1	OVERALL	0- 4	0- 1	3- 1				
1- 3	0- 0	0- 0	HOME	0- 1	0- 1	1- 1				
2- 4	0- 0	0- 1	AWAY	0- 3	0- 0	2- 0				
0- 0	0- 0	0- 0	NEUTRAL	0- 0	0- 0	0- 0				
3- 7	0- 0	0- 1	NON-CONFERENCE	0- 4	0- 1	3- 1				
1- 3	0- 0	0- 0	HOME	0- 1	0- 1	1- 1				
2- 4	0- 0	0- 1	AWAY	0- 3	0- 0	2- 0				
0- 0	0- 0	0- 0	NEUTRAL	0- 0	0- 0	0- 0				
0- 0	0- 0	0- 0	CONFERENCE	0- 0	0- 0	0- 0				
0- 0	0- 0	0- 0	HOME	0- 0	0- 0	0- 0				
0- 0	0- 0	0- 0	AWAY	0- 0	0- 0	0- 0				
0- 0	0- 0	0- 0	NEUTRAL	0- 0	0- 0	0- 0				

RPI	S	Opponent	Score	RPI	S	Opponent	Score	RPI	S	Opponent	Score	RPI	S	Opponent	Score	Team's RPI: 226
33	A	Kansas	44	79	57	A	Colgate	51	73	107	H	Cornell	56	70		
					61	H	Yale	59	67	185	H	Massachusetts	58	74		
					66	A	Providence	38	63	315	A	Bryant	55	35		
					90	A	Boston College	46	89	335	H	LIU Brooklyn	65	56		
										342	A	Central Conn. St.	56	54		
LAST 12 Division I GAMES:																
66	A	Providence	38	63	335	H	LIU Brooklyn	65	56							
61	H	Yale	59	67	342	A	Central Conn. St.	56	54							
33	A	Kansas	44	79	315	A	Bryant	55	35							
185	H	Massachusetts	58	74	107	H	Cornell	56	70							
57	A	Colgate	51	73												
90	A	Boston College	46	89												

Non-Div I Games:

UMass Lowell

■ Loss,
 ■ Non-Conf,
 ■ S Site,
 ■ H Home
 ■ A Away
 N Neutral

Average RPI Win: 310		WON-LOST	WINNING	LAST 10	STRENGTH OF	OPP. STRENGTH	TEAM	ADJ.	CONF.	ADJ CONF.
Average RPI Loss: 113		RECORD	PCT. RANK	GAMES	SCHEDULE	OF SCHEDULE	RPI	RPI	RPI	RPI
DIV. I ONLY		3- 1	59	1- 0	345	265	254	254	29	29
DIV. I NON-CONF.		3- 1	60	1- 0	345	265	255	255	29	29
TOTALS	RPI 1-25	RPI 26-50		W-L RECORDS		RPI 51-100	RPI 101-150	RPI 150+		
3- 1	0- 0	0- 0		OVERALL		0- 0	0- 1	3- 0		
1- 1	0- 0	0- 0		HOME		0- 0	0- 1	1- 0		
2- 0	0- 0	0- 0		AWAY		0- 0	0- 0	2- 0		
0- 0	0- 0	0- 0		NEUTRAL		0- 0	0- 0	0- 0		
3- 1	0- 0	0- 0		NON-CONFERENCE		0- 0	0- 1	3- 0		
1- 1	0- 0	0- 0		HOME		0- 0	0- 1	1- 0		
2- 0	0- 0	0- 0		AWAY		0- 0	0- 0	2- 0		
0- 0	0- 0	0- 0		NEUTRAL		0- 0	0- 0	0- 0		
0- 0	0- 0	0- 0		CONFERENCE		0- 0	0- 0	0- 0		
0- 0	0- 0	0- 0		HOME		0- 0	0- 0	0- 0		
0- 0	0- 0	0- 0		AWAY		0- 0	0- 0	0- 0		
0- 0	0- 0	0- 0		NEUTRAL		0- 0	0- 0	0- 0		

RPI 1-25				RPI 26-50				RPI 51-100				RPI 101+				Team's RPI: 254	
RPI	S	Opponent	Score	RPI	S	Opponent	Score	RPI	S	Opponent	Score	RPI	S	Opponent	Score		
												113	H	UNC Greensboro	40	67	
												278	A	ETSU	72	54	
												309	A	Western Caro.	64	47	
												344	H	South Carolina St.	82	51	
LAST 12 Division I GAMES:																	
												344	H	South Carolina St.	82	51	
												113	H	UNC Greensboro	40	67	
												278	A	ETSU	72	54	
												309	A	Western Caro.	64	47	

Non-Div I Games:	Montreat	89	45	Lenoir-Rhyne	68	48
------------------	----------	----	----	--------------	----	----

UNC Asheville

■ Loss, ■ Non-Conf, S Site, H Home A Away N Neutral

UNC Greensboro

Through Games Of 12/8/19

Average RPI Win:	249	WON-LOST	WINNING	LAST 10	STRENGTH OF	OPP. STRENGTH	TEAM	ADJ.	CONF.	ADJ CONF.
Average RPI Loss:	104	RECORD	PCT. RANK	GAMES	SCHEDULE	OF SCHEDULE	RPI	RPI	RPI	RPI
DIV. I ONLY	5- 3	105	1- 0	177	217	113	113	25	25	
DIV. I NON-CONF.	5- 3	104	1- 0	175	217	112	112	25	25	
TOTALS	RPI 1-25	RPI 26-50	W-L RECORDS	RPI 51-100	RPI 101-150	RPI 150+				
5- 3	0- 0	0- 1	OVERALL	0- 0	0- 2	5- 0				
2- 1	0- 0	0- 1	HOME	0- 0	0- 0	2- 0				
3- 2	0- 0	0- 0	AWAY	0- 0	0- 2	3- 0				
0- 0	0- 0	0- 0	NEUTRAL	0- 0	0- 0	0- 0				
5- 3	0- 0	0- 1	NON-CONFERENCE	0- 0	0- 2	5- 0				
2- 1	0- 0	0- 1	HOME	0- 0	0- 0	2- 0				
3- 2	0- 0	0- 0	AWAY	0- 0	0- 2	3- 0				
0- 0	0- 0	0- 0	NEUTRAL	0- 0	0- 0	0- 0				
0- 0	0- 0	0- 0	CONFERENCE	0- 0	0- 0	0- 0				
0- 0	0- 0	0- 0	HOME	0- 0	0- 0	0- 0				
0- 0	0- 0	0- 0	AWAY	0- 0	0- 0	0- 0				
0- 0	0- 0	0- 0	NEUTRAL	0- 0	0- 0	0- 0				

RPI S	Opponent	Score	RPI S	Opponent	Score	RPI S	Opponent	Score	RPI S	Opponent	Score	Team's RPI: 113
48	H Richmond	62 70							132	A Campbell	64 72	
									133	A Coastal Caro.	54 63	
									201	A Liberty	58 53	
									207	A Wake Forest	67 65	
									254	A UNC Asheville	67 40	
									263	H UMES	86 48	
									319	H Georgia St.	64 49	
LAST 12 Division I GAMES:												
254	A UNC Asheville	67 40	319	H Georgia St.	64 49							
201	A Liberty	58 53	132	A Campbell	64 72							
263	H UMES	86 48										
133	A Coastal Caro.	54 63										
207	A Wake Forest	67 65										
48	H Richmond	62 70										

Non-Div I Games: Erskine 106 44

UNC Greensboro

Loss, Non-Conf, S Site, H Home A Away N Neutral

UNCWUNCW

UNCW

Page 313

Average RPI Win:	158	WON-LOST	WINNING	LAST 10	STRENGTH OF	OPP. STRENGTH	TEAM	ADJ.	CONF.	ADJ CONF.
Average RPI Loss:	47	RECORD	PCT. RANK	GAMES	SCHEDULE	OF SCHEDULE	RPI	RPI	RPI	RPI
DIV. I ONLY	4- 3	129	0- 1	87	11	58	58	4	4	
DIV. I NON-CONF.	4- 3	130	0- 1	87	11	59	59	4	4	
TOTALS	RPI 1-25	RPI 26-50	W-L RECORDS	RPI 51-100	RPI 101-150	RPI 150+				
4- 3	0- 2	1- 0	OVERALL	0- 0	0- 1	3- 0				
2- 0	0- 0	1- 0	HOME	0- 0	0- 0	1- 0				
2- 1	0- 1	0- 0	AWAY	0- 0	0- 0	2- 0				
0- 2	0- 1	0- 0	NEUTRAL	0- 0	0- 1	0- 0				
4- 3	0- 2	1- 0	NON-CONFERENCE	0- 0	0- 1	3- 0				
2- 0	0- 0	1- 0	HOME	0- 0	0- 0	1- 0				
2- 1	0- 1	0- 0	AWAY	0- 0	0- 0	2- 0				
0- 2	0- 1	0- 0	NEUTRAL	0- 0	0- 1	0- 0				
0- 0	0- 0	0- 0	CONFERENCE	0- 0	0- 0	0- 0				
0- 0	0- 0	0- 0	HOME	0- 0	0- 0	0- 0				
0- 0	0- 0	0- 0	AWAY	0- 0	0- 0	0- 0				
0- 0	0- 0	0- 0	NEUTRAL	0- 0	0- 0	0- 0				

RPI 1-25				RPI 26-50				RPI 51-100				Team's RPI: 58				RPI 101+			
RPI	S	Opponent	Score	RPI	S	Opponent	Score	RPI	S	Opponent	Score	RPI	S	Opponent	Score	RPI	S	Opponent	Score
9	A	Creighton	54 57	26	H	Iowa	88 66									119	N	Alabama	77 87
12	N	Ohio St.	46 64													152	A	Wichita St.	61 50
																170	A	Missouri	78 73
																285	H	North Dakota St.	95 63
LAST 12 Division I GAMES:																			
9	A	Creighton	54 57	152	A	Wichita St.	61 50												
12	N	Ohio St.	46 64	285	H	North Dakota St.	95 63												
119	N	Alabama	77 87																
26	H	Iowa	88 66																
170	A	Missouri	78 73																

Non-Div I Games: Northwest Mo. St. 78 53

UNI

Average RPI Win:	240	WON-LOST	WINNING	LAST 10	STRENGTH OF	OPP. STRENGTH	TEAM	ADJ.	CONF.	ADJ CONF.
Average RPI Loss:	153	RECORD	PCT. RANK	GAMES	SCHEDULE	OF SCHEDULE	RPI	RPI	RPI	RPI
DIV. I ONLY	3- 5	222	1- 0	132	311	242	242	20	20	
DIV. I NON-CONF.	3- 4	198	1- 0	158	307	239	239	21	21	
TOTALS	RPI 1-25	RPI 26-50	W-L RECORDS	RPI 51-100	RPI 101-150	RPI 150+				
3- 5	0- 1	0- 0	OVERALL	1- 0	0- 1	2- 3				
2- 4	0- 1	0- 0	HOME	1- 0	0- 0	1- 3				
1- 1	0- 0	0- 0	AWAY	0- 0	0- 1	1- 0				
0- 0	0- 0	0- 0	NEUTRAL	0- 0	0- 0	0- 0				
3- 4	0- 1	0- 0	NON-CONFERENCE	1- 0	0- 1	2- 2				
2- 3	0- 1	0- 0	HOME	1- 0	0- 0	1- 2				
1- 1	0- 0	0- 0	AWAY	0- 0	0- 1	1- 0				
0- 0	0- 0	0- 0	NEUTRAL	0- 0	0- 0	0- 0				
0- 1	0- 0	0- 0	CONFERENCE	0- 0	0- 0	0- 1				
0- 1	0- 0	0- 0	HOME	0- 0	0- 0	0- 1				
0- 0	0- 0	0- 0	AWAY	0- 0	0- 0	0- 0				
0- 0	0- 0	0- 0	NEUTRAL	0- 0	0- 0	0- 0				

RPI	S	Opponent	Score	RPI	S	Opponent	Score	RPI	S	Opponent	Score	RPI	S	Opponent	Score	Team's RPI: 242
20	H	Duke	45 57					86	H	St. John's (NY)	79 75	137	A	Southern Utah	68 72	
												160	H	Fresno St.	66 72	
												213	H	Elon	44 50	
												236	H	Cal St. Fullerton	58 64	
												290	A	Pepperdine	69 44	
												344	H	South Carolina St.	66 57	
LAST 12 Division I GAMES:																
344	H	South Carolina St.	66 57	86	H	St. John's (NY)	79 75	290	A	Pepperdine	69 44					
137	A	Southern Utah	68 72	160	H	Fresno St.	66 72	213	H	Elon	44 50					
20	H	Duke	45 57													
236	H	Cal St. Fullerton	58 64													

Non-Div I Games:

UNLV

Average RPI Win:	330	WON-LOST	WINNING	LAST 10	STRENGTH OF	OPP. STRENGTH	TEAM	ADJ.	CONF.	ADJ CONF.
Average RPI Loss:	144	RECORD	PCT. RANK	GAMES	SCHEDULE	OF SCHEDULE	RPI	RPI	RPI	RPI
DIV. I ONLY	2- 4	231	0- 1	327	103	313	313	29	29	
DIV. I NON-CONF.	2- 4	231	0- 1	327	105	312	312	29	29	
TOTALS	RPI 1-25	RPI 26-50	W-L RECORDS	RPI 51-100	RPI 101-150	RPI 150+				
2- 4	0- 1	0- 0	OVERALL	0- 1	0- 0	2- 2				
2- 0	0- 0	0- 0	HOME	0- 0	0- 0	2- 0				
0- 4	0- 1	0- 0	AWAY	0- 1	0- 0	0- 2				
0- 0	0- 0	0- 0	NEUTRAL	0- 0	0- 0	0- 0				
2- 4	0- 1	0- 0	NON-CONFERENCE	0- 1	0- 0	2- 2				
2- 0	0- 0	0- 0	HOME	0- 0	0- 0	2- 0				
0- 4	0- 1	0- 0	AWAY	0- 1	0- 0	0- 2				
0- 0	0- 0	0- 0	NEUTRAL	0- 0	0- 0	0- 0				
0- 0	0- 0	0- 0	CONFERENCE	0- 0	0- 0	0- 0				
0- 0	0- 0	0- 0	HOME	0- 0	0- 0	0- 0				
0- 0	0- 0	0- 0	AWAY	0- 0	0- 0	0- 0				
0- 0	0- 0	0- 0	NEUTRAL	0- 0	0- 0	0- 0				

RPI 1-25			RPI 26-50			RPI 51-100			RPI 101+			Team's RPI: 313
RPI	S	Opponent	Score	RPI	S	Opponent	Score	RPI	S	Opponent	Score	
18	A	South Carolina	32 112					52	A	Georgia	53 67	
								215	A	Jacksonville	43 87	
								291	A	East Carolina	48 69	
								309	H	Western Caro.	70 62	
								351	H	Florida A&M	74 61	
LAST 12 Division I GAMES:												
52	A	Georgia	53 67	215	A	Jacksonville	43 87					
18	A	South Carolina	32 112	309	H	Western Caro.	70 62					
				291	A	East Carolina	48 69					
				351	H	Florida A&M	74 61					

Non-Div I Games: Mars Hill 89 31

USC Upstate

Average RPI Win:	213	WON-LOST	WINNING	LAST 10	STRENGTH OF	OPP. STRENGTH	TEAM	ADJ.	CONF.	ADJ CONF.
Average RPI Loss:	18	RECORD	PCT. RANK	GAMES	SCHEDULE	OF SCHEDULE	RPI	RPI	RPI	RPI
DIV. I ONLY	5- 3	105	1- 0	149	17	85	85	22	22	
DIV. I NON-CONF.	5- 3	104	1- 0	150	17	85	85	22	22	
TOTALS	RPI 1-25	RPI 26-50	W-L RECORDS	RPI 51-100	RPI 101-150	RPI 150+				
5- 3	0- 2	0- 1	OVERALL	0- 0	2- 0	3- 0				
2- 0	0- 0	0- 0	HOME	0- 0	1- 0	1- 0				
3- 0	0- 0	0- 0	AWAY	0- 0	1- 0	2- 0				
0- 3	0- 2	0- 1	NEUTRAL	0- 0	0- 0	0- 0				
5- 3	0- 2	0- 1	NON-CONFERENCE	0- 0	2- 0	3- 0				
2- 0	0- 0	0- 0	HOME	0- 0	1- 0	1- 0				
3- 0	0- 0	0- 0	AWAY	0- 0	1- 0	2- 0				
0- 3	0- 2	0- 1	NEUTRAL	0- 0	0- 0	0- 0				
0- 0	0- 0	0- 0	CONFERENCE	0- 0	0- 0	0- 0				
0- 0	0- 0	0- 0	HOME	0- 0	0- 0	0- 0				
0- 0	0- 0	0- 0	AWAY	0- 0	0- 0	0- 0				
0- 0	0- 0	0- 0	NEUTRAL	0- 0	0- 0	0- 0				

RPI 1-25				RPI 26-50				RPI 51-100				Team's RPI: 85				RPI 101+			
RPI	S	Opponent	Score	RPI	S	Opponent	Score	RPI	S	Opponent	Score	RPI	S	Opponent	Score	RPI	S	Opponent	Score
6	N	Louisville	67 76	35	N	Oklahoma St.	47 60									101	H	Wright St.	68 62
13	N	Oregon	54 91													135	A	North Texas	68 49
																248	A	Grambling	88 54
																259	A	Kansas St.	57 53
																323	H	Chicago St.	84 53
LAST 12 Division I GAMES:																			
13	N	Oregon	54 91	101	H	Wright St.	68 62												
6	N	Louisville	67 76	35	N	Oklahoma St.	47 60												
259	A	Kansas St.	57 53																
248	A	Grambling	88 54																
135	A	North Texas	68 49																
323	H	Chicago St.	84 53																

Non-Div I Games:

UT Arlington

Average RPI Win:	192	WON-LOST	WINNING	LAST 10	STRENGTH OF	OPP. STRENGTH	TEAM	ADJ.	CONF.	ADJ CONF.
Average RPI Loss:	41	RECORD	PCT. RANK	GAMES	SCHEDULE	OF SCHEDULE	RPI	RPI	RPI	RPI
DIV. I ONLY	3- 5	222	1- 0	99	21	145	145	23	23	
DIV. I NON-CONF.	3- 5	224	1- 0	99	21	144	144	23	23	
TOTALS	RPI 1-25	RPI 26-50	W-L RECORDS	RPI 51-100	RPI 101-150	RPI 150+				
3- 5	0- 3	0- 1	OVERALL	1- 0	0- 1	2- 0				
3- 0	0- 0	0- 0	HOME	1- 0	0- 0	2- 0				
0- 5	0- 3	0- 1	AWAY	0- 0	0- 1	0- 0				
0- 0	0- 0	0- 0	NEUTRAL	0- 0	0- 0	0- 0				
3- 5	0- 3	0- 1	NON-CONFERENCE	1- 0	0- 1	2- 0				
3- 0	0- 0	0- 0	HOME	1- 0	0- 0	2- 0				
0- 5	0- 3	0- 1	AWAY	0- 0	0- 1	0- 0				
0- 0	0- 0	0- 0	NEUTRAL	0- 0	0- 0	0- 0				
0- 0	0- 0	0- 0	CONFERENCE	0- 0	0- 0	0- 0				
0- 0	0- 0	0- 0	HOME	0- 0	0- 0	0- 0				
0- 0	0- 0	0- 0	AWAY	0- 0	0- 0	0- 0				
0- 0	0- 0	0- 0	NEUTRAL	0- 0	0- 0	0- 0				

RPI 1-25				RPI 26-50				RPI 51-100				RPI 101+ Team's RPI: 145			
RPI	S	Opponent	Score	RPI	S	Opponent	Score	RPI	S	Opponent	Score	RPI	S	Opponent	Score
8	A	Gonzaga	55 78	37	A	Saint Louis	50 56	75	H	IUPUI	57 51	129	A	Southern Ill.	59 70
11	A	Mississippi St.	46 82									204	H	Samford	80 75
21	A	Illinois St.	47 70									297	H	Chattanooga	78 51
LAST 12 Division I GAMES:															
11	A	Mississippi St.	46 82	297	H	Chattanooga	78 51	75	H	IUPUI	57 51	204	H	Samford	80 75
37	A	Saint Louis	50 56	129	A	Southern Ill.	59 70	8	A	Gonzaga	55 78				
				21	A	Illinois St.	47 70								

Non-Div I Games:

UT Martin

Average RPI Win:	282	WON-LOST	WINNING	LAST 10	STRENGTH OF	OPP. STRENGTH	TEAM	ADJ.	CONF.	ADJ CONF.
Average RPI Loss:	74	RECORD	PCT. RANK	GAMES	SCHEDULE	OF SCHEDULE	RPI	RPI	RPI	RPI
DIV. I ONLY	7- 2	50	0- 1	286	269	198	198	13	13	
DIV. I NON-CONF.	7- 2	51	0- 1	287	270	197	197	13	13	
TOTALS	RPI 1-25	RPI 26-50	W-L RECORDS	RPI 51-100	RPI 101-150	RPI 150+				
7- 2	0- 0	0- 1	OVERALL	0- 0	0- 1	7- 0				
6- 2	0- 0	0- 1	HOME	0- 0	0- 1	6- 0				
1- 0	0- 0	0- 0	AWAY	0- 0	0- 0	1- 0				
0- 0	0- 0	0- 0	NEUTRAL	0- 0	0- 0	0- 0				
7- 2	0- 0	0- 1	NON-CONFERENCE	0- 0	0- 1	7- 0				
6- 2	0- 0	0- 1	HOME	0- 0	0- 1	6- 0				
1- 0	0- 0	0- 0	AWAY	0- 0	0- 0	1- 0				
0- 0	0- 0	0- 0	NEUTRAL	0- 0	0- 0	0- 0				
0- 0	0- 0	0- 0	CONFERENCE	0- 0	0- 0	0- 0				
0- 0	0- 0	0- 0	HOME	0- 0	0- 0	0- 0				
0- 0	0- 0	0- 0	AWAY	0- 0	0- 0	0- 0				
0- 0	0- 0	0- 0	NEUTRAL	0- 0	0- 0	0- 0				

RPI 1-25			RPI 26-50			RPI 51-100			RPI 101+			Team's RPI: 198
RPI	S	Opponent	Score	RPI	S	Opponent	Score	RPI	S	Opponent	Score	
				38	H	Arizona	43 54					
								109	H	New Mexico	78 93	
								211	H	Weber St.	70 51	
								219	H	Western Mich.	76 46	
								258	H	UC Riverside	63 50	
								318	H	Alcorn	92 47	
								319	H	Georgia St.	71 68	
								323	A	New Mexico St.	63 57	
								323	H	New Mexico St.	65 45	
LAST 12 Division I GAMES:												
				38	H	Arizona	43 54	323	H	New Mexico St.	65 45	
				211	H	Weber St.	70 51	109	H	New Mexico	78 93	
				319	H	Georgia St.	71 68	318	H	Alcorn	92 47	
				219	H	Western Mich.	76 46	323	A	New Mexico St.	63 57	
								258	H	UC Riverside	63 50	

Non-Div I Games:

UTEP

Average RPI Win:	345	WON-LOST	WINNING	LAST 10	STRENGTH OF	OPP. STRENGTH	TEAM	ADJ.	CONF.	ADJ CONF.
Average RPI Loss:	147	RECORD	PCT. RANK	GAMES	SCHEDULE	OF SCHEDULE	RPI	RPI	RPI	RPI
DIV. I ONLY	1- 3	276	0- 0	334	203	338	338	32	32	
DIV. I NON-CONF.	1- 3	277	0- 0	334	202	338	338	32	32	
TOTALS	RPI 1-25	RPI 26-50	W-L RECORDS	RPI 51-100	RPI 101-150	RPI 150+				
1- 3	0- 0	0- 0	OVERALL	0- 1	0- 1	1- 1				
1- 1	0- 0	0- 0	HOME	0- 1	0- 0	1- 0				
0- 2	0- 0	0- 0	AWAY	0- 0	0- 1	0- 1				
0- 0	0- 0	0- 0	NEUTRAL	0- 0	0- 0	0- 0				
1- 3	0- 0	0- 0	NON-CONFERENCE	0- 1	0- 1	1- 1				
1- 1	0- 0	0- 0	HOME	0- 1	0- 0	1- 0				
0- 2	0- 0	0- 0	AWAY	0- 0	0- 1	0- 1				
0- 0	0- 0	0- 0	NEUTRAL	0- 0	0- 0	0- 0				
0- 0	0- 0	0- 0	CONFERENCE	0- 0	0- 0	0- 0				
0- 0	0- 0	0- 0	HOME	0- 0	0- 0	0- 0				
0- 0	0- 0	0- 0	AWAY	0- 0	0- 0	0- 0				
0- 0	0- 0	0- 0	NEUTRAL	0- 0	0- 0	0- 0				

RPI 1-25				RPI 26-50				RPI 51-100				RPI 101+				Team's RPI: 338	
RPI	S	Opponent	Score	RPI	S	Opponent	Score	RPI	S	Opponent	Score	RPI	S	Opponent	Score		
								69	H	Texas Southern	44	71	125	A	Texas	69	85
													246	A	A&M-Corpus Christi	50	61
													345	H	UTSA	75	64
LAST 12 Division I GAMES:																	
				246	A	A&M-Corpus Christi	50	61	345	H	UTSA	75	64				
				125	A	Texas	69	85									
				69	H	Texas Southern	44	71									

Non-Div I Games: Tex. A&M Int'l 72 56 Tex. A&M-Kingsville 66 45 Texas Lutheran 98 46 Minot St. 75 56

UTRGV

Loss, Non-Conf, S Site, H Home A Away N Neutral

Average RPI Win:	349	WON-LOST	WINNING	LAST 10	STRENGTH OF	OPP. STRENGTH	TEAM	ADJ.	CONF.	ADJ CONF.
Average RPI Loss:	195	RECORD	PCT. RANK	GAMES	SCHEDULE	OF SCHEDULE	RPI	RPI	RPI	RPI
DIV. I ONLY	1- 6	309	0- 1	330	298	345	345	13	13	
DIV. I NON-CONF.	1- 6	308	0- 1	330	300	345	345	13	13	
TOTALS	RPI 1-25	RPI 26-50	W-L RECORDS	RPI 51-100	RPI 101-150	RPI 150+				
1- 6	0- 0	0- 0	OVERALL	0- 0	0- 1	1- 5				
1- 1	0- 0	0- 0	HOME	0- 0	0- 0	1- 1				
0- 4	0- 0	0- 0	AWAY	0- 0	0- 1	0- 3				
0- 1	0- 0	0- 0	NEUTRAL	0- 0	0- 0	0- 1				
1- 6	0- 0	0- 0	NON-CONFERENCE	0- 0	0- 1	1- 5				
1- 1	0- 0	0- 0	HOME	0- 0	0- 0	1- 1				
0- 4	0- 0	0- 0	AWAY	0- 0	0- 1	0- 3				
0- 1	0- 0	0- 0	NEUTRAL	0- 0	0- 0	0- 1				
0- 0	0- 0	0- 0	CONFERENCE	0- 0	0- 0	0- 0				
0- 0	0- 0	0- 0	HOME	0- 0	0- 0	0- 0				
0- 0	0- 0	0- 0	AWAY	0- 0	0- 0	0- 0				
0- 0	0- 0	0- 0	NEUTRAL	0- 0	0- 0	0- 0				

RPI 1-25			RPI 26-50			RPI 51-100			RPI 101+			Team's RPI: 345
RPI	S	Opponent	Score	RPI	S	Opponent	Score	RPI	S	Opponent	Score	
								125	A	Texas	53	84
								154	A	Hawaii	50	62
								168	H	Sam Houston St.	77	81
								192	A	Texas St.	69	74
								194	N	Utah	45	91
								338	A	UTRGV	64	75
								349	H	Incarnate Word	63	56
LAST 12 Division I GAMES:												
168	H	Sam Houston St.	77	81	194	N	Utah	45	91			
192	A	Texas St.	69	74	154	A	Hawaii	50	62			
338	A	UTRGV	64	75	125	A	Texas	53	84			
					349	H	Incarnate Word	63	56			

Non-Div I Games: Southwest (NM) 79 62 Concordia (TX) 73 44

UTSA

Loss, Non-Conf, S Site, H Home A Away N Neutral

Average RPI Win:	201	WON-LOST	WINNING	LAST 10	STRENGTH OF	OPP. STRENGTH	TEAM	ADJ.	CONF.	ADJ CONF.
Average RPI Loss:	142	RECORD	PCT. RANK	GAMES	SCHEDULE	OF SCHEDULE	RPI	RPI	RPI	RPI
DIV. I ONLY	5- 3	105	1- 0	314	32	194	194	1	1	
DIV. I NON-CONF.	5- 3	104	1- 0	315	32	193	193	1	1	
TOTALS	RPI 1-25	RPI 26-50	W-L RECORDS	RPI 51-100	RPI 101-150	RPI 150+				
5- 3	0- 1	0- 0	OVERALL	1- 0	1- 1	3- 1				
2- 1	0- 1	0- 0	HOME	0- 0	0- 0	2- 0				
1- 2	0- 0	0- 0	AWAY	0- 0	1- 1	0- 1				
2- 0	0- 0	0- 0	NEUTRAL	1- 0	0- 0	1- 0				
5- 3	0- 1	0- 0	NON-CONFERENCE	1- 0	1- 1	3- 1				
2- 1	0- 1	0- 0	HOME	0- 0	0- 0	2- 0				
1- 2	0- 0	0- 0	AWAY	0- 0	1- 1	0- 1				
2- 0	0- 0	0- 0	NEUTRAL	1- 0	0- 0	1- 0				
0- 0	0- 0	0- 0	CONFERENCE	0- 0	0- 0	0- 0				
0- 0	0- 0	0- 0	HOME	0- 0	0- 0	0- 0				
0- 0	0- 0	0- 0	AWAY	0- 0	0- 0	0- 0				
0- 0	0- 0	0- 0	NEUTRAL	0- 0	0- 0	0- 0				

RPI 1-25				RPI 26-50				RPI 51-100				RPI 101+ Team's RPI: 194			
RPI	S	Opponent	Score	RPI	S	Opponent	Score	RPI	S	Opponent	Score	RPI	S	Opponent	Score
14	H	South Dakota	81 84					69	N	Texas Southern	61 52	143	A	BYU	77 73
												149	A	Cincinnati	62 68
												222	H	Eastern Wash.	87 49
												225	H	Oral Roberts	78 58
												264	A	Xavier	63 70
												345	N	UTSA	91 45
LAST 12 Division I GAMES:															
				345	N	UTSA	91 45					225	H	Oral Roberts	78 58
				69	N	Texas Southern	61 52					143	A	BYU	77 73
				222	H	Eastern Wash.	87 49								
				14	H	South Dakota	81 84								
				264	A	Xavier	63 70								
				149	A	Cincinnati	62 68								

Non-Div I Games:

Utah

RPI 1-25				RPI 26-50				RPI 51-100				RPI 101+ Team's RPI: 267			
RPI	S	Opponent	Score	RPI	S	Opponent	Score	RPI	S	Opponent	Score	RPI	S	Opponent	Score
13	A	Oregon	52 109									143	A	BYU	50 67
												160	A	Fresno St.	64 76
												162	H	San Jose St.	61 76
												163	H	Portland	64 70
												236	A	Cal St. Fullerton	62 83
												279	A	Long Beach St.	56 48
												343	H	Seattle U	70 63
LAST 12 Division I GAMES:															
343	H	Seattle U	70 63	160	A	Fresno St.	64 76								
163	H	Portland	64 70	162	H	San Jose St.	61 76								
				143	A	BYU	50 67								
				236	A	Cal St. Fullerton	62 83								
				279	A	Long Beach St.	56 48								
				13	A	Oregon	52 109								

Utah St.

Utah Valley

Through Games Of 12/8/19

Average RPI Win:	0	WON-LOST	WINNING	LAST 10	STRENGTH OF	OPP. STRENGTH	TEAM	ADJ.	CONF.	ADJ CONF.
Average RPI Loss:	208	RECORD	PCT. RANK	GAMES	SCHEDULE	OF SCHEDULE	RPI	RPI	RPI	RPI
DIV. I ONLY	0- 7	333	0- 1	281	292	340	340	32	32	
DIV. I NON-CONF.	0- 7	333	0- 1	282	294	340	340	32	32	
TOTALS	RPI 1-25	RPI 26-50	W-L RECORDS	RPI 51-100	RPI 101-150	RPI 150+				
0- 7	0- 0	0- 0	OVERALL	0- 1	0- 1	0- 5				
0- 4	0- 0	0- 0	HOME	0- 0	0- 1	0- 3				
0- 3	0- 0	0- 0	AWAY	0- 1	0- 0	0- 2				
0- 0	0- 0	0- 0	NEUTRAL	0- 0	0- 0	0- 0				
0- 7	0- 0	0- 0	NON-CONFERENCE	0- 1	0- 1	0- 5				
0- 4	0- 0	0- 0	HOME	0- 0	0- 1	0- 3				
0- 3	0- 0	0- 0	AWAY	0- 1	0- 0	0- 2				
0- 0	0- 0	0- 0	NEUTRAL	0- 0	0- 0	0- 0				
0- 0	0- 0	0- 0	CONFERENCE	0- 0	0- 0	0- 0				
0- 0	0- 0	0- 0	HOME	0- 0	0- 0	0- 0				
0- 0	0- 0	0- 0	AWAY	0- 0	0- 0	0- 0				
0- 0	0- 0	0- 0	NEUTRAL	0- 0	0- 0	0- 0				

RPI 1-25			RPI 26-50			RPI 51-100			RPI 101+			Team's RPI: 340
RPI	S	Opponent	Score	RPI	S	Opponent	Score	RPI	S	Opponent	Score	
						65 A Boise St.	69 77			137 H Southern Utah	58 71	
										178 H Idaho St.	61 88	
										217 H Montana	52 63	
										258 A UC Riverside	53 67	
										271 A UC Santa Barbara	51 59	
										328 H Nevada	57 60	
LAST 12 Division I GAMES:												
217	H	Montana	52 63	328	H	Nevada	57 60					
178	H	Idaho St.	61 88	137	H	Southern Utah	58 71					
65	A	Boise St.	69 77	271	A	UC Santa Barbara	51 59					
258	A	UC Riverside	53 67									

Non-Div I Games: Antelope Valley 77 61

Utah Valley

 Loss,
 Non-Conf,
 S Site,
 H Home
 A Away
N Neutral

Average RPI Win:	285	WON-LOST	WINNING	LAST 10	STRENGTH OF	OPP. STRENGTH	TEAM	ADJ.	CONF.	ADJ CONF.
Average RPI Loss:	134	RECORD	PCT. RANK	GAMES	SCHEDULE	OF SCHEDULE	RPI	RPI	RPI	RPI
DIV. I ONLY	3- 6	231	0- 1	158	243	243	243	10	10	
DIV. I NON-CONF.	3- 6	231	0- 1	159	243	243	243	10	10	
TOTALS	RPI 1-25	RPI 26-50	W-L RECORDS	RPI 51-100	RPI 101-150	RPI 150+				
3- 6	0- 0	0- 0	OVERALL	0- 2	0- 2	3- 2				
2- 2	0- 0	0- 0	HOME	0- 0	0- 1	2- 1				
0- 4	0- 0	0- 0	AWAY	0- 2	0- 1	0- 1				
1- 0	0- 0	0- 0	NEUTRAL	0- 0	0- 0	1- 0				
3- 6	0- 0	0- 0	NON-CONFERENCE	0- 2	0- 2	3- 2				
2- 2	0- 0	0- 0	HOME	0- 0	0- 1	2- 1				
0- 4	0- 0	0- 0	AWAY	0- 2	0- 1	0- 1				
1- 0	0- 0	0- 0	NEUTRAL	0- 0	0- 0	1- 0				
0- 0	0- 0	0- 0	CONFERENCE	0- 0	0- 0	0- 0				
0- 0	0- 0	0- 0	HOME	0- 0	0- 0	0- 0				
0- 0	0- 0	0- 0	AWAY	0- 0	0- 0	0- 0				
0- 0	0- 0	0- 0	NEUTRAL	0- 0	0- 0	0- 0				

RPI 1-25				RPI 26-50				RPI 51-100				RPI 101+				Team's RPI: 243	
RPI	S	Opponent	Score	RPI	S	Opponent	Score	RPI	S	Opponent	Score	RPI	S	Opponent	Score		
								78	A	Seton Hall	33	53	144	A	South Fla.	55	77
								90	A	Boston College	52	87	149	H	Cincinnati	56	58
													164	H	William & Mary	55	69
													180	A	Southern Miss.	39	51
													262	N	Omaha	74	66
													291	H	East Carolina	53	40
													303	H	Appalachian St.	66	38
LAST 12 Division I GAMES:																	
				262	N	Omaha	74	66					164	H	William & Mary	55	69
				90	A	Boston College	52	87					149	H	Cincinnati	56	58
				291	H	East Carolina	53	40					180	A	Southern Miss.	39	51
				144	A	South Fla.	55	77									
				78	A	Seton Hall	33	53									
				303	H	Appalachian St.	66	38									

Non-Div I Games:

VCU

Average RPI Win:	250	WON-LOST	WINNING	LAST 10	STRENGTH OF	OPP. STRENGTH	TEAM	ADJ.	CONF.	ADJ CONF.
Average RPI Loss:	38	RECORD	PCT. RANK	GAMES	SCHEDULE	OF SCHEDULE	RPI	RPI	RPI	RPI
DIV. I ONLY	4- 3	129	1- 0	203	39	97	97	4	4	
DIV. I NON-CONF.	4- 3	130	1- 0	202	39	98	98	4	4	
TOTALS	RPI 1-25	RPI 26-50	W-L RECORDS	RPI 51-100	RPI 101-150	RPI 150+				
4- 3	0- 2	0- 0	OVERALL	0- 1	1- 0	3- 0				
1- 0	0- 0	0- 0	HOME	0- 0	1- 0	0- 0				
3- 2	0- 1	0- 0	AWAY	0- 1	0- 0	3- 0				
0- 1	0- 1	0- 0	NEUTRAL	0- 0	0- 0	0- 0				
4- 3	0- 2	0- 0	NON-CONFERENCE	0- 1	1- 0	3- 0				
1- 0	0- 0	0- 0	HOME	0- 0	1- 0	0- 0				
3- 2	0- 1	0- 0	AWAY	0- 1	0- 0	3- 0				
0- 1	0- 1	0- 0	NEUTRAL	0- 0	0- 0	0- 0				
0- 0	0- 0	0- 0	CONFERENCE	0- 0	0- 0	0- 0				
0- 0	0- 0	0- 0	HOME	0- 0	0- 0	0- 0				
0- 0	0- 0	0- 0	AWAY	0- 0	0- 0	0- 0				
0- 0	0- 0	0- 0	NEUTRAL	0- 0	0- 0	0- 0				

RPI 1-25				RPI 26-50				RPI 51-100 Team's RPI: 97				RPI 101+			
RPI	S	Opponent	Score	RPI	S	Opponent	Score	RPI	S	Opponent	Score	RPI	S	Opponent	Score
10	A	Northwestern	48 69					93	A	North Dakota	63 65	112	H	Bowling Green	95 90
12	N	Ohio St.	38 89									283	A	Toledo	61 54
												285	A	North Dakota St.	66 54
												321	A	Detroit Mercy	77 58
LAST 12 Division I GAMES:															
12	N	Ohio St.	38 89	321	A	Detroit Mercy	77 58	283	A	Toledo	61 54	112	H	Bowling Green	95 90
				10	A	Northwestern	48 69	93	A	North Dakota	63 65				
				285	A	North Dakota St.	66 54								

Non-Div I Games:

Valparaiso

Average RPI Win:	218	WON-LOST	WINNING	LAST 10	STRENGTH OF	OPP. STRENGTH	TEAM	ADJ.	CONF.	ADJ CONF.
Average RPI Loss:	35	RECORD	PCT. RANK	GAMES	SCHEDULE	OF SCHEDULE	RPI	RPI	RPI	RPI
DIV. I ONLY	6- 3	85	0- 1	92	219	103	103	7	7	
DIV. I NON-CONF.	6- 3	83	0- 1	92	218	103	103	7	7	
TOTALS	RPI 1-25	RPI 26-50	W-L RECORDS	RPI 51-100	RPI 101-150	RPI 150+				
6- 3	0- 2	1- 0	OVERALL	1- 1	0- 0	4- 0				
5- 1	0- 1	1- 0	HOME	1- 0	0- 0	3- 0				
1- 0	0- 0	0- 0	AWAY	0- 0	0- 0	1- 0				
0- 2	0- 1	0- 0	NEUTRAL	0- 1	0- 0	0- 0				
6- 3	0- 2	1- 0	NON-CONFERENCE	1- 1	0- 0	4- 0				
5- 1	0- 1	1- 0	HOME	1- 0	0- 0	3- 0				
1- 0	0- 0	0- 0	AWAY	0- 0	0- 0	1- 0				
0- 2	0- 1	0- 0	NEUTRAL	0- 1	0- 0	0- 0				
0- 0	0- 0	0- 0	CONFERENCE	0- 0	0- 0	0- 0				
0- 0	0- 0	0- 0	HOME	0- 0	0- 0	0- 0				
0- 0	0- 0	0- 0	AWAY	0- 0	0- 0	0- 0				
0- 0	0- 0	0- 0	NEUTRAL	0- 0	0- 0	0- 0				

RPI 1-25				RPI 26-50				RPI 51-100				RPI 101+ Team's RPI: 103			
RPI	S	Opponent	Score	RPI	S	Opponent	Score	RPI	S	Opponent	Score	RPI	S	Opponent	Score
3	H	UConn	51 64	37	H	Saint Louis	62 50	78	N	Seton Hall	65 69	239	H	Radford	80 46
24	N	Rutgers	56 62					98	H	Furman	74 46	257	H	Tennessee Tech	75 61
												337	H	Jacksonville St.	88 66
												339	A	Tennessee St.	106 55
LAST 12 Division I GAMES:															
78	N	Seton Hall	65 69	37	H	Saint Louis	62 50								
257	H	Tennessee Tech	75 61	3	H	UConn	51 64								
24	N	Rutgers	56 62	239	H	Radford	80 46								
339	A	Tennessee St.	106 55	337	H	Jacksonville St.	88 66								
98	H	Furman	74 46												

Non-Div I Games:

Vanderbilt

Average RPI Win:	275	WON-LOST	WINNING	LAST 10	STRENGTH OF	OPP. STRENGTH	TEAM	ADJ.	CONF.	ADJ CONF.
Average RPI Loss:	121	RECORD	PCT. RANK	GAMES	SCHEDULE	OF SCHEDULE	RPI	RPI	RPI	RPI
DIV. I ONLY	3- 6	231	1- 0	164	240	255	255	27	27	
DIV. I NON-CONF.	3- 6	231	1- 0	164	240	256	256	27	27	
TOTALS	RPI 1-25	RPI 26-50	W-L RECORDS	RPI 51-100	RPI 101-150	RPI 150+				
3- 6	0- 0	0- 0	OVERALL	0- 3	0- 1	3- 2				
3- 2	0- 0	0- 0	HOME	0- 0	0- 0	3- 2				
0- 4	0- 0	0- 0	AWAY	0- 3	0- 1	0- 0				
0- 0	0- 0	0- 0	NEUTRAL	0- 0	0- 0	0- 0				
3- 6	0- 0	0- 0	NON-CONFERENCE	0- 3	0- 1	3- 2				
3- 2	0- 0	0- 0	HOME	0- 0	0- 0	3- 2				
0- 4	0- 0	0- 0	AWAY	0- 3	0- 1	0- 0				
0- 0	0- 0	0- 0	NEUTRAL	0- 0	0- 0	0- 0				
0- 0	0- 0	0- 0	CONFERENCE	0- 0	0- 0	0- 0				
0- 0	0- 0	0- 0	HOME	0- 0	0- 0	0- 0				
0- 0	0- 0	0- 0	AWAY	0- 0	0- 0	0- 0				
0- 0	0- 0	0- 0	NEUTRAL	0- 0	0- 0	0- 0				

RPI 1-25				RPI 26-50				RPI 51-100				RPI 101+ Team's RPI: 255			
RPI	S	Opponent	Score	RPI	S	Opponent	Score	RPI	S	Opponent	Score	RPI	S	Opponent	Score
								59	A	Minnesota	58 90	136	A	Rhode Island	74 77
								71	A	Loyola Chicago	76 78	181	H	Navy	64 56
								83	A	Dartmouth	55 72	185	H	Massachusetts	49 83
												193	H	Saint Francis (PA)	69 73
												315	H	Bryant	71 66
												329	H	Canisius	76 53
LAST 12 Division I GAMES:															
				185	H	Massachusetts	49 83					329	H	Canisius	76 53
				136	A	Rhode Island	74 77					193	H	Saint Francis (PA)	69 73
				181	H	Navy	64 56					83	A	Dartmouth	55 72
				315	H	Bryant	71 66								
				59	A	Minnesota	58 90								
				71	A	Loyola Chicago	76 78								

Non-Div I Games: Norwich 86 40

Vermont

■ Loss,
 ■ Non-Conf,
 ■ S Site,
 ■ H Home
 ■ A Away
 N Neutral

Average RPI Win:	156	WON-LOST	WINNING	LAST 10	STRENGTH OF	OPP. STRENGTH	TEAM	ADJ.	CONF.	ADJ CONF.
Average RPI Loss:	119	RECORD	PCT. RANK	GAMES	SCHEDULE	OF SCHEDULE	RPI	RPI	RPI	RPI
DIV. I ONLY	4- 4	160	1- 0	145	67	141	141	6	6	
DIV. I NON-CONF.	4- 4	160	1- 0	146	66	140	140	6	6	
TOTALS	RPI 1-25	RPI 26-50	W-L RECORDS	RPI 51-100	RPI 101-150	RPI 150+				
4- 4	0- 0	0- 0	OVERALL	1- 3	1- 0	2- 1				
2- 2	0- 0	0- 0	HOME	0- 2	0- 0	2- 0				
2- 2	0- 0	0- 0	AWAY	1- 1	1- 0	0- 1				
0- 0	0- 0	0- 0	NEUTRAL	0- 0	0- 0	0- 0				
4- 4	0- 0	0- 0	NON-CONFERENCE	1- 3	1- 0	2- 1				
2- 2	0- 0	0- 0	HOME	0- 2	0- 0	2- 0				
2- 2	0- 0	0- 0	AWAY	1- 1	1- 0	0- 1				
0- 0	0- 0	0- 0	NEUTRAL	0- 0	0- 0	0- 0				
0- 0	0- 0	0- 0	CONFERENCE	0- 0	0- 0	0- 0				
0- 0	0- 0	0- 0	HOME	0- 0	0- 0	0- 0				
0- 0	0- 0	0- 0	AWAY	0- 0	0- 0	0- 0				
0- 0	0- 0	0- 0	NEUTRAL	0- 0	0- 0	0- 0				

RPI S	Opponent	Score	RPI S	Opponent	Score	RPI S	Opponent	Score	RPI S	Opponent	Score	Team's RPI: 141
						52	A Georgia	63 58	130	A Fordham	73 66	
						62	A Drexel	52 54	189	H Saint Joseph's	60 44	
						73	H James Madison	52 56	252	H Manhattan	63 51	
						82	H George Washington	56 68	260	A American	54 76	
LAST 12 Division I GAMES:												
260	A American	54 76	189	H Saint Joseph's	60 44							
73	H James Madison	52 56	62	A Drexel	52 54							
82	H George Washington	56 68	52	A Georgia	63 58							
			252	H Manhattan	63 51							
			130	A Fordham	73 66							

Non-Div I Games:

Average RPI Win:	123	WON-LOST	WINNING	LAST 10	STRENGTH OF	OPP. STRENGTH	TEAM	ADJ.	CONF.	ADJ CONF.
Average RPI Loss:	38	RECORD	PCT. RANK	GAMES	SCHEDULE	OF SCHEDULE	RPI	RPI	RPI	RPI
DIV. I ONLY	4- 5	189	0- 1	1	184	22	22	3	3	
DIV. I NON-CONF.	4- 5	188	0- 1	1	181	22	22	3	3	
TOTALS	RPI 1-25	RPI 26-50	W-L RECORDS	RPI 51-100	RPI 101-150	RPI 150+				
4- 5	0- 2	0- 1	OVERALL	2- 2	1- 0	1- 0				
3- 2	0- 0	0- 1	HOME	2- 1	1- 0	0- 0				
1- 3	0- 2	0- 0	AWAY	0- 1	0- 0	1- 0				
0- 0	0- 0	0- 0	NEUTRAL	0- 0	0- 0	0- 0				
4- 5	0- 2	0- 1	NON-CONFERENCE	2- 2	1- 0	1- 0				
3- 2	0- 0	0- 1	HOME	2- 1	1- 0	0- 0				
1- 3	0- 2	0- 0	AWAY	0- 1	0- 0	1- 0				
0- 0	0- 0	0- 0	NEUTRAL	0- 0	0- 0	0- 0				
0- 0	0- 0	0- 0	CONFERENCE	0- 0	0- 0	0- 0				
0- 0	0- 0	0- 0	HOME	0- 0	0- 0	0- 0				
0- 0	0- 0	0- 0	AWAY	0- 0	0- 0	0- 0				
0- 0	0- 0	0- 0	NEUTRAL	0- 0	0- 0	0- 0				

RPI 1-25				Team's RPI: 22		RPI 26-50				RPI 51-100				RPI 101+							
RPI	S	Opponent	Score			RPI	S	Opponent	Score			RPI	S	Opponent	Score		RPI	S	Opponent	Score	
3	A	UConn	44	83		31	H	Kentucky	47	50		51	H	UCLA	62	73	134	H	Bucknell	84	60
24	A	Rutgers	63	73								53	H	Old Dominion	56	53	232	A	CSUN	72	47
												73	H	James Madison	55	49					
												80	A	Southern California	49	59					
LAST 12 Division I GAMES:																					
24	A	Rutgers	63	73		53	H	Old Dominion	56	53											
51	H	UCLA	62	73		3	A	UConn	44	83											
73	H	James Madison	55	49		31	H	Kentucky	47	50		232	A	CSUN	72	47					
						80	A	Southern California	49	59		134	H	Bucknell	84	60					

Non-Div I Games:

Virginia

Average RPI Win:	161	WON-LOST	WINNING	LAST 10	STRENGTH OF	OPP. STRENGTH	TEAM	ADJ.	CONF.	ADJ CONF.
Average RPI Loss:	52	RECORD	PCT. RANK	GAMES	SCHEDULE	OF SCHEDULE	RPI	RPI	RPI	RPI
DIV. I ONLY	8- 1	19	1- 0	183	34	46	46	3	3	
DIV. I NON-CONF.	8- 1	19	1- 0	181	34	46	46	3	3	
TOTALS	RPI 1-25	RPI 26-50	W-L RECORDS	RPI 51-100	RPI 101-150	RPI 150+				
8- 1	1- 0	0- 0	OVERALL	1- 1	0- 0	6- 0				
6- 0	1- 0	0- 0	HOME	1- 0	0- 0	4- 0				
1- 0	0- 0	0- 0	AWAY	0- 0	0- 0	1- 0				
1- 1	0- 0	0- 0	NEUTRAL	0- 1	0- 0	1- 0				
8- 1	1- 0	0- 0	NON-CONFERENCE	1- 1	0- 0	6- 0				
6- 0	1- 0	0- 0	HOME	1- 0	0- 0	4- 0				
1- 0	0- 0	0- 0	AWAY	0- 0	0- 0	1- 0				
1- 1	0- 0	0- 0	NEUTRAL	0- 1	0- 0	1- 0				
0- 0	0- 0	0- 0	CONFERENCE	0- 0	0- 0	0- 0				
0- 0	0- 0	0- 0	HOME	0- 0	0- 0	0- 0				
0- 0	0- 0	0- 0	AWAY	0- 0	0- 0	0- 0				
0- 0	0- 0	0- 0	NEUTRAL	0- 0	0- 0	0- 0				

RPI 1-25				RPI 26-50				Team's RPI: 46				RPI 51-100				RPI 101+			
RPI	S	Opponent	Score	RPI	S	Opponent	Score					RPI	S	Opponent	Score	RPI	S	Opponent	Score
25	H	Purdue	67 54									52	N	Georgia	72 77	167	A	George Mason	77 58
												88	H	Davidson	88 68	172	N	Belmont	60 58
																177	H	Gardner-Webb	87 65
																193	H	Saint Francis (PA)	105 41
																201	H	Liberty	73 69
																263	H	UMES	86 43
LAST 12 Division I GAMES:																			
177	H	Gardner-Webb	87 65	201	H	Liberty	73 69												
25	H	Purdue	67 54	167	A	George Mason	77 58												
52	N	Georgia	72 77	193	H	Saint Francis (PA)	105 41												
172	N	Belmont	60 58																
88	H	Davidson	88 68																
263	H	UMES	86 43																

Non-Div I Games:

Virginia Tech

Average RPI Win:	293	WON-LOST	WINNING	LAST 10	STRENGTH OF	OPP. STRENGTH	TEAM	ADJ.	CONF.	ADJ CONF.
Average RPI Loss:	90	RECORD	PCT. RANK	GAMES	SCHEDULE	OF SCHEDULE	RPI	RPI	RPI	RPI
DIV. I ONLY	3- 3	160	0- 0	150	290	175	175	30	30	
DIV. I NON-CONF.	3- 3	160	0- 0	151	292	173	173	30	30	
TOTALS	RPI 1-25	RPI 26-50	W-L RECORDS	RPI 51-100	RPI 101-150	RPI 150+				
3- 3	0- 0	0- 1	OVERALL	0- 1	0- 0	3- 1				
3- 0	0- 0	0- 0	HOME	0- 0	0- 0	3- 0				
0- 3	0- 0	0- 1	AWAY	0- 1	0- 0	0- 1				
0- 0	0- 0	0- 0	NEUTRAL	0- 0	0- 0	0- 0				
3- 3	0- 0	0- 1	NON-CONFERENCE	0- 1	0- 0	3- 1				
3- 0	0- 0	0- 0	HOME	0- 0	0- 0	3- 0				
0- 3	0- 0	0- 1	AWAY	0- 1	0- 0	0- 1				
0- 0	0- 0	0- 0	NEUTRAL	0- 0	0- 0	0- 0				
0- 0	0- 0	0- 0	CONFERENCE	0- 0	0- 0	0- 0				
0- 0	0- 0	0- 0	HOME	0- 0	0- 0	0- 0				
0- 0	0- 0	0- 0	AWAY	0- 0	0- 0	0- 0				
0- 0	0- 0	0- 0	NEUTRAL	0- 0	0- 0	0- 0				

RPI 1-25				RPI 26-50				RPI 51-100				RPI 101+ Team's RPI: 175			
RPI	S	Opponent	Score	RPI	S	Opponent	Score	RPI	S	Opponent	Score	RPI	S	Opponent	Score
				42	A	Maryland	56 119	63	A	Butler	58 74	165	A	Youngstown St.	42 64
												241	H	NJIT	61 59
												307	H	Saint Peter's	90 89
												330	H	UMBC	67 60
LAST 12 Division I GAMES:															
				307	H	Saint Peter's	90 89	165	A	Youngstown St.	42 64				
				63	A	Butler	58 74	241	H	NJIT	61 59				
				42	A	Maryland	56 119	330	H	UMBC	67 60				

Non-Div I Games: Staten Island 81 57

Wagner

Average RPI Win: 271		WON-LOST	WINNING	LAST 10	STRENGTH OF	OPP. STRENGTH	TEAM	ADJ.	CONF.	ADJ CONF.
Average RPI Loss: 129		RECORD	PCT. RANK	GAMES	SCHEDULE	OF SCHEDULE	RPI	RPI	RPI	RPI
DIV. I ONLY		4- 4	160	0- 1	181	256	207	207	3	3
DIV. I NON-CONF.		4- 4	160	0- 1	179	255	206	206	3	3
TOTALS		RPI 1-25	RPI 26-50	W-L RECORDS	RPI 51-100	RPI 101-150	RPI 150+			
4- 4	0- 0		0- 1	OVERALL	0- 1	0- 1	4- 1			
3- 2	0- 0		0- 1	HOME	0- 0	0- 1	3- 0			
1- 2	0- 0		0- 0	AWAY	0- 1	0- 0	1- 1			
0- 0	0- 0		0- 0	NEUTRAL	0- 0	0- 0	0- 0			
4- 4	0- 0		0- 1	NON-CONFERENCE	0- 1	0- 1	4- 1			
3- 2	0- 0		0- 1	HOME	0- 0	0- 1	3- 0			
1- 2	0- 0		0- 0	AWAY	0- 1	0- 0	1- 1			
0- 0	0- 0		0- 0	NEUTRAL	0- 0	0- 0	0- 0			
0- 0	0- 0		0- 0	CONFERENCE	0- 0	0- 0	0- 0			
0- 0	0- 0		0- 0	HOME	0- 0	0- 0	0- 0			
0- 0	0- 0		0- 0	AWAY	0- 0	0- 0	0- 0			
0- 0	0- 0		0- 0	NEUTRAL	0- 0	0- 0	0- 0			

RPI 1-25				RPI 26-50				RPI 51-100				RPI 101+				Team's RPI: 207	
RPI	S	Opponent	Score	RPI	S	Opponent	Score	RPI	S	Opponent	Score	RPI	S	Opponent	Score		
				40	H	Charlotte	65 77	86	A	St. John's (NY)	74 82	113	H	UNC Greensboro	65 67		
												213	A	Elon	69 57		
												277	H	UNCW	65 55		
												278	A	ETSU	60 67		
												291	H	East Carolina	76 53		
												301	H	Col. of Charleston	106 50		
LAST 12 Division I GAMES:																	
				278	A	ETSU	60 67	86	A	St. John's (NY)	74 82						
				291	H	East Carolina	76 53	40	H	Charlotte	65 77						
				213	A	Elon	69 57	113	H	UNC Greensboro	65 67						
								301	H	Col. of Charleston	106 50						
								277	H	UNCW	65 55						

Non-Div I Games:

Wake Forest

Loss, Non-Conf, S Site, H Home A Away N Neutral

Average RPI Win:	190	WON-LOST	WINNING	LAST 10	STRENGTH OF	OPP. STRENGTH	TEAM	ADJ.	CONF.	ADJ CONF.
Average RPI Loss:	168	RECORD	PCT. RANK	GAMES	SCHEDULE	OF SCHEDULE	RPI	RPI	RPI	RPI
DIV. I ONLY	6- 2	59	0- 1	248	106	156	156	1	1	
DIV. I NON-CONF.	6- 2	60	0- 1	248	108	155	155	1	1	
TOTALS	RPI 1-25	RPI 26-50	W-L RECORDS	RPI 51-100	RPI 101-150	RPI 150+				
6- 2	0- 0	1- 0	OVERALL	1- 0	0- 0	4- 2				
3- 2	0- 0	0- 0	HOME	1- 0	0- 0	2- 2				
0- 0	0- 0	0- 0	AWAY	0- 0	0- 0	0- 0				
3- 0	0- 0	1- 0	NEUTRAL	0- 0	0- 0	2- 0				
6- 2	0- 0	1- 0	NON-CONFERENCE	1- 0	0- 0	4- 2				
3- 2	0- 0	0- 0	HOME	1- 0	0- 0	2- 2				
0- 0	0- 0	0- 0	AWAY	0- 0	0- 0	0- 0				
3- 0	0- 0	1- 0	NEUTRAL	0- 0	0- 0	2- 0				
0- 0	0- 0	0- 0	CONFERENCE	0- 0	0- 0	0- 0				
0- 0	0- 0	0- 0	HOME	0- 0	0- 0	0- 0				
0- 0	0- 0	0- 0	AWAY	0- 0	0- 0	0- 0				
0- 0	0- 0	0- 0	NEUTRAL	0- 0	0- 0	0- 0				

RPI 1-25			RPI 26-50			RPI 51-100			RPI 101+			Team's RPI: 156
RPI	S	Opponent	Score	RPI	S	Opponent	Score	RPI	S	Opponent	Score	
				26	N	Iowa	70 63	70	H	CSU Bakersfield	80 49	
								154	H	Hawaii	50 62	
								182	H	Tulane	62 64	
								211	H	Weber St.	94 41	
								244	N	Iona	65 34	
								247	N	Howard	75 58	
								343	H	Seattle U	78 46	
LAST 12 Division I GAMES:												
				26	N	Iowa	70 63	154	H	Hawaii	50 62	
				247	N	Howard	75 58	70	H	CSU Bakersfield	80 49	
				244	N	Iona	65 34					
				343	H	Seattle U	78 46					
				211	H	Weber St.	94 41					
				182	H	Tulane	62 64					

Non-Div I Games:

Washington

Average RPI Win:	199	WON-LOST	WINNING	LAST 10	STRENGTH OF	OPP. STRENGTH	TEAM	ADJ.	CONF.	ADJ CONF.
Average RPI Loss:	19	RECORD	PCT. RANK	GAMES	SCHEDULE	OF SCHEDULE	RPI	RPI	RPI	RPI
DIV. I ONLY	5- 4	144	0- 1	39	55	84	84	1	1	
DIV. I NON-CONF.	5- 4	143	0- 1	39	55	84	84	1	1	
TOTALS	RPI 1-25	RPI 26-50	W-L RECORDS	RPI 51-100	RPI 101-150	RPI 150+				
5- 4	0- 3	0- 1	OVERALL	1- 0	1- 0	3- 0				
4- 1	0- 1	0- 0	HOME	0- 0	1- 0	3- 0				
1- 0	0- 0	0- 0	AWAY	1- 0	0- 0	0- 0				
0- 3	0- 2	0- 1	NEUTRAL	0- 0	0- 0	0- 0				
5- 4	0- 3	0- 1	NON-CONFERENCE	1- 0	1- 0	3- 0				
4- 1	0- 1	0- 0	HOME	0- 0	1- 0	3- 0				
1- 0	0- 0	0- 0	AWAY	1- 0	0- 0	0- 0				
0- 3	0- 2	0- 1	NEUTRAL	0- 0	0- 0	0- 0				
0- 0	0- 0	0- 0	CONFERENCE	0- 0	0- 0	0- 0				
0- 0	0- 0	0- 0	HOME	0- 0	0- 0	0- 0				
0- 0	0- 0	0- 0	AWAY	0- 0	0- 0	0- 0				
0- 0	0- 0	0- 0	NEUTRAL	0- 0	0- 0	0- 0				

RPI 1-25				RPI 26-50				RPI 51-100				RPI 101+			
RPI	S	Opponent	Score	RPI	S	Opponent	Score	RPI	S	Opponent	Score	RPI	S	Opponent	Score
8	H	Gonzaga	53 76	29	N	Baylor	66 89	65	A	Boise St.	80 68	143	H	BYU	67 50
18	N	South Carolina	53 68									232	H	CSUN	71 61
19	N	Indiana	44 78									265	H	Ark.-Pine Bluff	85 56
												290	H	Pepperdine	85 48
LAST 12 Division I GAMES:															
232	H	CSUN	71 61	8	H	Gonzaga	53 76	265	H	Ark.-Pine Bluff	85 56	19	N	Indiana	44 78
65	A	Boise St.	80 68	29	N	Baylor	66 89	18	N	South Carolina	53 68	29	N	Baylor	66 89
143	H	BYU	67 50												
290	H	Pepperdine	85 48												

Non-Div I Games:

Washington St.

Average RPI Win:	258	WON-LOST	WINNING	LAST 10	STRENGTH OF	OPP. STRENGTH	TEAM	ADJ.	CONF.	ADJ CONF.
Average RPI Loss:	156	RECORD	PCT. RANK	GAMES	SCHEDULE	OF SCHEDULE	RPI	RPI	RPI	RPI
DIV. I ONLY	1- 6	309	0- 1	58	295	211	211	19	19	
DIV. I NON-CONF.	1- 6	308	0- 1	57	297	211	211	19	19	
TOTALS	RPI 1-25	RPI 26-50	W-L RECORDS	RPI 51-100	RPI 101-150	RPI 150+				
1- 6	0- 0	0- 1	OVERALL	0- 1	0- 0	1- 4				
0- 1	0- 0	0- 0	HOME	0- 0	0- 0	0- 1				
1- 5	0- 0	0- 1	AWAY	0- 1	0- 0	1- 3				
0- 0	0- 0	0- 0	NEUTRAL	0- 0	0- 0	0- 0				
1- 6	0- 0	0- 1	NON-CONFERENCE	0- 1	0- 0	1- 4				
0- 1	0- 0	0- 0	HOME	0- 0	0- 0	0- 1				
1- 5	0- 0	0- 1	AWAY	0- 1	0- 0	1- 3				
0- 0	0- 0	0- 0	NEUTRAL	0- 0	0- 0	0- 0				
0- 0	0- 0	0- 0	CONFERENCE	0- 0	0- 0	0- 0				
0- 0	0- 0	0- 0	HOME	0- 0	0- 0	0- 0				
0- 0	0- 0	0- 0	AWAY	0- 0	0- 0	0- 0				
0- 0	0- 0	0- 0	NEUTRAL	0- 0	0- 0	0- 0				

RPI 1-25				RPI 26-50				RPI 51-100				RPI 101+				Team's RPI: 211	
RPI	S	Opponent	Score	RPI	S	Opponent	Score	RPI	S	Opponent	Score	RPI	S	Opponent	Score		
				45	A	Pacific	53 76	51	A	UCLA	45 85	156	A	Washington	41 94		
												163	H	Portland	59 78		
												198	A	UTEP	51 70		
												258	A	UC Riverside	64 54		
												323	A	New Mexico St.	47 77		
LAST 12 Division I GAMES:																	
				323	A	New Mexico St.	47 77	258	A	UC Riverside	64 54						
				198	A	UTEP	51 70	45	A	Pacific	53 76						
								156	A	Washington	41 94						
								163	H	Portland	59 78						
								51	A	UCLA	45 85						

Non-Div I Games:

Weber St.

Average RPI Win:	189	WON-LOST	WINNING	LAST 10	STRENGTH OF	OPP. STRENGTH	TEAM	ADJ.	CONF.	ADJ CONF.
Average RPI Loss:	9	RECORD	PCT. RANK	GAMES	SCHEDULE	OF SCHEDULE	RPI	RPI	RPI	RPI
DIV. I ONLY	6- 1	42	1- 0	198	48	60	60	5	5	
DIV. I NON-CONF.	6- 1	42	1- 0	197	48	61	61	5	5	
TOTALS	RPI 1-25	RPI 26-50	W-L RECORDS	RPI 51-100	RPI 101-150	RPI 150+				
6- 1	1- 1	0- 0	OVERALL	0- 0	1- 0	4- 0				
4- 0	0- 0	0- 0	HOME	0- 0	0- 0	4- 0				
1- 0	1- 0	0- 0	AWAY	0- 0	0- 0	0- 0				
1- 1	0- 1	0- 0	NEUTRAL	0- 0	1- 0	0- 0				
6- 1	1- 1	0- 0	NON-CONFERENCE	0- 0	1- 0	4- 0				
4- 0	0- 0	0- 0	HOME	0- 0	0- 0	4- 0				
1- 0	1- 0	0- 0	AWAY	0- 0	0- 0	0- 0				
1- 1	0- 1	0- 0	NEUTRAL	0- 0	1- 0	0- 0				
0- 0	0- 0	0- 0	CONFERENCE	0- 0	0- 0	0- 0				
0- 0	0- 0	0- 0	HOME	0- 0	0- 0	0- 0				
0- 0	0- 0	0- 0	AWAY	0- 0	0- 0	0- 0				
0- 0	0- 0	0- 0	NEUTRAL	0- 0	0- 0	0- 0				

RPI 1-25				RPI 26-50				RPI 51-100 Team's RPI: 60				RPI 101+			
RPI	S	Opponent	Score	RPI	S	Opponent	Score	RPI	S	Opponent	Score	RPI	S	Opponent	Score
9	N	Creighton	75 82									109	N	New Mexico	73 60
11	A	Mississippi St.	71 65									193	H	Saint Francis (PA)	74 45
												239	H	Radford	74 37
												276	H	Presbyterian	56 40
												308	H	Coppin St.	82 47
LAST 12 Division I GAMES:															
				109	N	New Mexico	73 60	11	A	Mississippi St.	71 65				
				9	N	Creighton	75 82								
				308	H	Coppin St.	82 47								
				239	H	Radford	74 37								
				276	H	Presbyterian	56 40								
				193	H	Saint Francis (PA)	74 45								

Non-Div I Games:

West Virginia

Average RPI Win:	306	WON-LOST	WINNING	LAST 10	STRENGTH OF	OPP. STRENGTH	TEAM	ADJ.	CONF.	ADJ CONF.
Average RPI Loss:	170	RECORD	PCT. RANK	GAMES	SCHEDULE	OF SCHEDULE	RPI	RPI	RPI	RPI
DIV. I ONLY	1- 9	330	0- 1	117	333	309	309	25	25	
DIV. I NON-CONF.	1- 9	330	0- 1	117	333	309	309	25	25	
TOTALS	RPI 1-25	RPI 26-50	W-L RECORDS	RPI 51-100	RPI 101-150	RPI 150+				
1- 9	0- 0	0- 0	OVERALL	0- 2	0- 3	1- 4				
1- 4	0- 0	0- 0	HOME	0- 0	0- 3	1- 1				
0- 5	0- 0	0- 0	AWAY	0- 2	0- 0	0- 3				
0- 0	0- 0	0- 0	NEUTRAL	0- 0	0- 0	0- 0				
1- 9	0- 0	0- 0	NON-CONFERENCE	0- 2	0- 3	1- 4				
1- 4	0- 0	0- 0	HOME	0- 0	0- 3	1- 1				
0- 5	0- 0	0- 0	AWAY	0- 2	0- 0	0- 3				
0- 0	0- 0	0- 0	NEUTRAL	0- 0	0- 0	0- 0				
0- 0	0- 0	0- 0	CONFERENCE	0- 0	0- 0	0- 0				
0- 0	0- 0	0- 0	HOME	0- 0	0- 0	0- 0				
0- 0	0- 0	0- 0	AWAY	0- 0	0- 0	0- 0				
0- 0	0- 0	0- 0	NEUTRAL	0- 0	0- 0	0- 0				

RPI 1-25				RPI 26-50				RPI 51-100				RPI 101+				Team's RPI: 309	
RPI	S	Opponent	Score	RPI	S	Opponent	Score	RPI	S	Opponent	Score	RPI	S	Opponent	Score		
								74	A	North Carolina	55	92	132	H	Campbell	40	61
								88	A	Davidson	51	101	133	H	Coastal Caro.	43	66
												147	H	Cleveland St.	61	68	
												177	A	Gardner-Webb	62	88	
												213	A	Elon	24	68	
												254	H	UNC Asheville	47	64	
												306	H	Charleston So.	69	64	
												313	A	USC Upstate	62	70	
LAST 12 Division I GAMES:																	
132	H	Campbell	40	61	147	H	Cleveland St.	61	68								
313	A	USC Upstate	62	70	306	H	Charleston So.	69	64								
213	A	Elon	24	68	177	A	Gardner-Webb	62	88								
74	A	North Carolina	55	92	133	H	Coastal Caro.	43	66								
					88	A	Davidson	51	101								
					254	H	UNC Asheville	47	64								

Non-Div I Games: UVa-Wise 64 55

Western Caro.

Average RPI Win:	270	WON-LOST	WINNING	LAST 10	STRENGTH OF	OPP. STRENGTH	TEAM	ADJ.	CONF.	ADJ CONF.
Average RPI Loss:	55	RECORD	PCT. RANK	GAMES	SCHEDULE	OF SCHEDULE	RPI	RPI	RPI	RPI
DIV. I ONLY	2- 5	254	1- 0	188	18	205	205	17	17	
DIV. I NON-CONF.	2- 5	254	1- 0	186	18	204	204	17	17	
TOTALS	RPI 1-25	RPI 26-50	W-L RECORDS	RPI 51-100	RPI 101-150	RPI 150+				
2- 5	0- 3	0- 1	OVERALL	0- 0	0- 0	2- 1				
1- 1	0- 0	0- 1	HOME	0- 0	0- 0	1- 0				
1- 4	0- 3	0- 0	AWAY	0- 0	0- 0	1- 1				
0- 0	0- 0	0- 0	NEUTRAL	0- 0	0- 0	0- 0				
2- 5	0- 3	0- 1	NON-CONFERENCE	0- 0	0- 0	2- 1				
1- 1	0- 0	0- 1	HOME	0- 0	0- 0	1- 0				
1- 4	0- 3	0- 0	AWAY	0- 0	0- 0	1- 1				
0- 0	0- 0	0- 0	NEUTRAL	0- 0	0- 0	0- 0				
0- 0	0- 0	0- 0	CONFERENCE	0- 0	0- 0	0- 0				
0- 0	0- 0	0- 0	HOME	0- 0	0- 0	0- 0				
0- 0	0- 0	0- 0	AWAY	0- 0	0- 0	0- 0				
0- 0	0- 0	0- 0	NEUTRAL	0- 0	0- 0	0- 0				

RPI 1-25				RPI 26-50				RPI 51-100				RPI 101+ Team's RPI: 205			
RPI	S	Opponent	Score	RPI	S	Opponent	Score	RPI	S	Opponent	Score	RPI	S	Opponent	Score
17	A	Drake	75 94	41	H	Bradley	49 84					170	A	Missouri	89 97
21	A	Illinois St.	65 78									216	H	Indiana St.	83 72
25	A	Purdue	59 66									323	A	Chicago St.	88 78
LAST 12 Division I GAMES:															
323	A	Chicago St.	88 78	17	A	Drake	75 94								
21	A	Illinois St.	65 78	41	H	Bradley	49 84								
				25	A	Purdue	59 66								
				216	H	Indiana St.	83 72								
				170	A	Missouri	89 97								

Non-Div I Games: Culver-Stockton 82 76 Ill.-Springfield 91 51 Mo. Baptist 90 69

Western Ill.

Average RPI Win:	180	WON-LOST	WINNING	LAST 10	STRENGTH OF	OPP. STRENGTH	TEAM	ADJ.	CONF.	ADJ CONF.
Average RPI Loss:	76	RECORD	PCT. RANK	GAMES	SCHEDULE	OF SCHEDULE	RPI	RPI	RPI	RPI
DIV. I ONLY	7- 2	50	1- 0	158	26	43	43	13	13	
DIV. I NON-CONF.	7- 2	51	1- 0	159	26	43	43	13	13	
TOTALS	RPI 1-25	RPI 26-50	W-L RECORDS	RPI 51-100	RPI 101-150	RPI 150+				
7- 2	0- 1	0- 0	OVERALL	1- 0	2- 1	4- 0				
4- 0	0- 0	0- 0	HOME	1- 0	1- 0	2- 0				
2- 2	0- 1	0- 0	AWAY	0- 0	1- 1	1- 0				
1- 0	0- 0	0- 0	NEUTRAL	0- 0	0- 0	1- 0				
7- 2	0- 1	0- 0	NON-CONFERENCE	1- 0	2- 1	4- 0				
4- 0	0- 0	0- 0	HOME	1- 0	1- 0	2- 0				
2- 2	0- 1	0- 0	AWAY	0- 0	1- 1	1- 0				
1- 0	0- 0	0- 0	NEUTRAL	0- 0	0- 0	1- 0				
0- 0	0- 0	0- 0	CONFERENCE	0- 0	0- 0	0- 0				
0- 0	0- 0	0- 0	HOME	0- 0	0- 0	0- 0				
0- 0	0- 0	0- 0	AWAY	0- 0	0- 0	0- 0				
0- 0	0- 0	0- 0	NEUTRAL	0- 0	0- 0	0- 0				

RPI 1-25				RPI 26-50		Team's RPI: 43		RPI 51-100				RPI 101+			
RPI	S	Opponent	Score	RPI	S	Opponent	Score	RPI	S	Opponent	Score	RPI	S	Opponent	Score
6	A	Louisville	56 75					54	H	Oklahoma	74 63	103	H	Central Mich.	93 58
												128	A	Ball St.	91 86
												146	A	Saint Mary's (CA)	73 80
												172	H	Belmont	77 46
												251	H	Little Rock	77 58
												266	N	Tulsa	76 63
												286	A	Mercer	75 62
LAST 12 Division I GAMES:															
				54	H	Oklahoma	74 63					128	A	Ball St.	91 86
				146	A	Saint Mary's (CA)	73 80					286	A	Mercer	75 62
				266	N	Tulsa	76 63					6	A	Louisville	56 75
				251	H	Little Rock	77 58								
				103	H	Central Mich.	93 58								
				172	H	Belmont	77 46								

Non-Div I Games:

Western Ky.

■ Loss,
 ■ Non-Conf, S Site,
 ■ Home
 ■ Away
 N Neutral

Average RPI Win:	323	WON-LOST	WINNING	LAST 10	STRENGTH OF	OPP. STRENGTH	TEAM	ADJ.	CONF.	ADJ CONF.
Average RPI Loss:	109	RECORD	PCT. RANK	GAMES	SCHEDULE	OF SCHEDULE	RPI	RPI	RPI	RPI
DIV. I ONLY	3- 3	160	1- 0	265	247	219	219	11	11	
DIV. I NON-CONF.	3- 3	160	1- 0	264	247	219	219	11	11	
TOTALS	RPI 1-25	RPI 26-50	W-L RECORDS	RPI 51-100	RPI 101-150	RPI 150+				
3- 3	0- 0	0- 1	OVERALL	0- 1	0- 0	3- 1				
1- 1	0- 0	0- 0	HOME	0- 1	0- 0	1- 0				
1- 2	0- 0	0- 1	AWAY	0- 0	0- 0	1- 1				
1- 0	0- 0	0- 0	NEUTRAL	0- 0	0- 0	1- 0				
3- 3	0- 0	0- 1	NON-CONFERENCE	0- 1	0- 0	3- 1				
1- 1	0- 0	0- 0	HOME	0- 1	0- 0	1- 0				
1- 2	0- 0	0- 1	AWAY	0- 0	0- 0	1- 1				
1- 0	0- 0	0- 0	NEUTRAL	0- 0	0- 0	1- 0				
0- 0	0- 0	0- 0	CONFERENCE	0- 0	0- 0	0- 0				
0- 0	0- 0	0- 0	HOME	0- 0	0- 0	0- 0				
0- 0	0- 0	0- 0	AWAY	0- 0	0- 0	0- 0				
0- 0	0- 0	0- 0	NEUTRAL	0- 0	0- 0	0- 0				

RPI 1-25				RPI 26-50				RPI 51-100				RPI 101+				Team's RPI: 219	
RPI	S	Opponent	Score	RPI	S	Opponent	Score	RPI	S	Opponent	Score	RPI	S	Opponent	Score		
				39	A	Michigan	55 76	91	H	Fla. Atlantic	79 80	198	A	UTEP	46 76		
												321	H	Detroit Mercy	82 67		
												323	N	New Mexico St.	79 76		
												326	A	UIC	80 52		
LAST 12 Division I GAMES:																	
				321	H	Detroit Mercy	82 67	326	A	UIC	80 52						
				39	A	Michigan	55 76	323	N	New Mexico St.	79 76						
								198	A	UTEP	46 76						
								91	H	Fla. Atlantic	79 80						

Non-Div I Games: Kentucky St. 80 41

Western Mich.

Average RPI Win:	182	WON-LOST	WINNING	LAST 10	STRENGTH OF	OPP. STRENGTH	TEAM	ADJ.	CONF.	ADJ CONF.
Average RPI Loss:	95	RECORD	PCT. RANK	GAMES	SCHEDULE	OF SCHEDULE	RPI	RPI	RPI	RPI
DIV. I ONLY	5- 3	105	1- 0	266	7	152	152	9	9	
DIV. I NON-CONF.	5- 3	104	1- 0	265	7	151	151	9	9	
TOTALS	RPI 1-25	RPI 26-50	W-L RECORDS	RPI 51-100	RPI 101-150	RPI 150+				
5- 3	0- 1	0- 0	OVERALL	1- 1	0- 0	4- 1				
4- 1	0- 0	0- 0	HOME	1- 1	0- 0	3- 0				
1- 2	0- 1	0- 0	AWAY	0- 0	0- 0	1- 1				
0- 0	0- 0	0- 0	NEUTRAL	0- 0	0- 0	0- 0				
5- 3	0- 1	0- 0	NON-CONFERENCE	1- 1	0- 0	4- 1				
4- 1	0- 0	0- 0	HOME	1- 1	0- 0	3- 0				
1- 2	0- 1	0- 0	AWAY	0- 0	0- 0	1- 1				
0- 0	0- 0	0- 0	NEUTRAL	0- 0	0- 0	0- 0				
0- 0	0- 0	0- 0	CONFERENCE	0- 0	0- 0	0- 0				
0- 0	0- 0	0- 0	HOME	0- 0	0- 0	0- 0				
0- 0	0- 0	0- 0	AWAY	0- 0	0- 0	0- 0				
0- 0	0- 0	0- 0	NEUTRAL	0- 0	0- 0	0- 0				

RPI 1-25				RPI 26-50				RPI 51-100				RPI 101+ Team's RPI: 152			
RPI	S	Opponent	Score	RPI	S	Opponent	Score	RPI	S	Opponent	Score	RPI	S	Opponent	Score
2	A	Missouri St.	55 68					54	H	Oklahoma	88 83	173	H	Eastern Mich.	63 52
								58	H	UNI	50 61	218	A	Louisiana Tech	88 80
												225	A	Oral Roberts	66 79
												231	H	Southern U.	69 63
												234	H	Houston Baptist	59 42
LAST 12 Division I GAMES:															
173	H	Eastern Mich.	63 52	218	A	Louisiana Tech	88 80								
2	A	Missouri St.	55 68	231	H	Southern U.	69 63								
54	H	Oklahoma	88 83	225	A	Oral Roberts	66 79								
234	H	Houston Baptist	59 42	58	H	UNI	50 61								

Non-Div I Games:

Wichita St.

Average RPI Win:	265	WON-LOST	WINNING	LAST 10	STRENGTH OF	OPP. STRENGTH	TEAM	ADJ.	CONF.	ADJ CONF.
Average RPI Loss:	51	RECORD	PCT. RANK	GAMES	SCHEDULE	OF SCHEDULE	RPI	RPI	RPI	RPI
DIV. I ONLY	7- 2	50	1- 0	326	86	164	164	18	18	
DIV. I NON-CONF.	7- 2	51	1- 0	326	85	161	161	18	18	
TOTALS	RPI 1-25	RPI 26-50	W-L RECORDS	RPI 51-100	RPI 101-150	RPI 150+				
7- 2	0- 0	0- 1	OVERALL	0- 1	0- 0	7- 0				
3- 1	0- 0	0- 0	HOME	0- 1	0- 0	3- 0				
4- 1	0- 0	0- 1	AWAY	0- 0	0- 0	4- 0				
0- 0	0- 0	0- 0	NEUTRAL	0- 0	0- 0	0- 0				
7- 2	0- 0	0- 1	NON-CONFERENCE	0- 1	0- 0	7- 0				
3- 1	0- 0	0- 0	HOME	0- 1	0- 0	3- 0				
4- 1	0- 0	0- 1	AWAY	0- 0	0- 0	4- 0				
0- 0	0- 0	0- 0	NEUTRAL	0- 0	0- 0	0- 0				
0- 0	0- 0	0- 0	CONFERENCE	0- 0	0- 0	0- 0				
0- 0	0- 0	0- 0	HOME	0- 0	0- 0	0- 0				
0- 0	0- 0	0- 0	AWAY	0- 0	0- 0	0- 0				
0- 0	0- 0	0- 0	NEUTRAL	0- 0	0- 0	0- 0				

RPI 1-25			RPI 26-50			RPI 51-100			RPI 101+			Team's RPI: 164
RPI	S	Opponent	Score	RPI	S	Opponent	Score	RPI	S	Opponent	Score	
				48	A	Richmond	73 76	53	H	Old Dominion	58 69	
								174	A	Delaware St.	73 52	
								243	A	VCU	69 55	
								261	A	Army West Point	77 65	
								263	H	UMES	78 50	
								291	A	East Carolina	78 68	
								292	H	Hartford	61 44	
								330	H	UMBC	76 48	
LAST 12 Division I GAMES:												
174	A	Delaware St.	73 52	243	A	VCU	69 55					
292	H	Hartford	61 44	53	H	Old Dominion	58 69					
330	H	UMBC	76 48	261	A	Army West Point	77 65					
48	A	Richmond	73 76									
291	A	East Carolina	78 68									
263	H	UMES	78 50									

Non-Div I Games:

William & Mary

Average RPI Win:	331	WON-LOST	WINNING	LAST 10	STRENGTH OF	OPP. STRENGTH	TEAM	ADJ.	CONF.	ADJ CONF.
Average RPI Loss:	239	RECORD	PCT. RANK	GAMES	SCHEDULE	OF SCHEDULE	RPI	RPI	RPI	RPI
DIV. I ONLY	1- 5	300	0- 1	333	310	341	341	29	29	
DIV. I NON-CONF.	1- 5	299	0- 1	333	312	341	341	29	29	
TOTALS	RPI 1-25	RPI 26-50	W-L RECORDS	RPI 51-100	RPI 101-150	RPI 150+				
1- 5	0- 0	0- 0	OVERALL	0- 1	0- 0	1- 4				
0- 3	0- 0	0- 0	HOME	0- 0	0- 0	0- 3				
1- 1	0- 0	0- 0	AWAY	0- 1	0- 0	1- 0				
0- 1	0- 0	0- 0	NEUTRAL	0- 0	0- 0	0- 1				
1- 5	0- 0	0- 0	NON-CONFERENCE	0- 1	0- 0	1- 4				
0- 3	0- 0	0- 0	HOME	0- 0	0- 0	0- 3				
1- 1	0- 0	0- 0	AWAY	0- 1	0- 0	1- 0				
0- 1	0- 0	0- 0	NEUTRAL	0- 0	0- 0	0- 1				
0- 0	0- 0	0- 0	CONFERENCE	0- 0	0- 0	0- 0				
0- 0	0- 0	0- 0	HOME	0- 0	0- 0	0- 0				
0- 0	0- 0	0- 0	AWAY	0- 0	0- 0	0- 0				
0- 0	0- 0	0- 0	NEUTRAL	0- 0	0- 0	0- 0				

RPI 1-25			RPI 26-50			RPI 51-100			RPI 101+			Team's RPI: 341
RPI	S	Opponent	Score	RPI	S	Opponent	Score	RPI	S	Opponent	Score	
						53 A Old Dominion	44 68	244 H Iona			61 68	
								275 H Ga. Southern			47 91	
								301 H Col. of Charleston			73 84	
								320 N Wofford			59 60	
								331 A N.C. Central			56 46	
LAST 12 Division I GAMES:												
244 H Iona			61 68	301 H Col. of Charleston			73 84					
				275 H Ga. Southern			47 91					
				320 N Wofford			59 60					
				53 A Old Dominion			44 68					
				331 A N.C. Central			56 46					

Non-Div I Games:

Winthrop

Average RPI Win:	207	WON-LOST	WINNING	LAST 10	STRENGTH OF	OPP. STRENGTH	TEAM	ADJ.	CONF.	ADJ CONF.
Average RPI Loss:	34	RECORD	PCT. RANK	GAMES	SCHEDULE	OF SCHEDULE	RPI	RPI	RPI	RPI
DIV. I ONLY	6- 3	85	1- 0	72	179	55	55	2	2	
DIV. I NON-CONF.	6- 3	83	1- 0	70	176	55	55	2	2	
TOTALS	RPI 1-25	RPI 26-50	W-L RECORDS	RPI 51-100	RPI 101-150	RPI 150+				
6- 3	0- 0	0- 3	OVERALL	0- 0	2- 0	4- 0				
4- 0	0- 0	0- 0	HOME	0- 0	1- 0	3- 0				
1- 2	0- 0	0- 2	AWAY	0- 0	0- 0	1- 0				
1- 1	0- 0	0- 1	NEUTRAL	0- 0	1- 0	0- 0				
6- 3	0- 0	0- 3	NON-CONFERENCE	0- 0	2- 0	4- 0				
4- 0	0- 0	0- 0	HOME	0- 0	1- 0	3- 0				
1- 2	0- 0	0- 2	AWAY	0- 0	0- 0	1- 0				
1- 1	0- 0	0- 1	NEUTRAL	0- 0	1- 0	0- 0				
0- 0	0- 0	0- 0	CONFERENCE	0- 0	0- 0	0- 0				
0- 0	0- 0	0- 0	HOME	0- 0	0- 0	0- 0				
0- 0	0- 0	0- 0	AWAY	0- 0	0- 0	0- 0				
0- 0	0- 0	0- 0	NEUTRAL	0- 0	0- 0	0- 0				

RPI 1-25				RPI 26-50				RPI 51-100				Team's RPI: 55				RPI 101+			
RPI	S	Opponent	Score	RPI	S	Opponent	Score	RPI	S	Opponent	Score	RPI	S	Opponent	Score	RPI	S	Opponent	Score
				27	A	Georgia Tech	41 60					105	H	North Florida	75 62				
				32	N	Arkansas	64 68					128	N	Ball St.	67 56				
				44	A	Colorado	57 74					176	H	Milwaukee	71 40				
												227	H	Eastern Ill.	63 55				
												285	A	North Dakota St.	64 63				
												320	H	Wofford	78 65				
LAST 12 Division I GAMES:																			
				285	A	North Dakota St.	64 63					176	H	Milwaukee	71 40				
				27	A	Georgia Tech	41 60					44	A	Colorado	57 74				
				32	N	Arkansas	64 68					320	H	Wofford	78 65				
				128	N	Ball St.	67 56					105	H	North Florida	75 62				
				227	H	Eastern Ill.	63 55												

Non-Div I Games:

Wisconsin

Average RPI Win:	309	WON-LOST	WINNING	LAST 10	STRENGTH OF	OPP. STRENGTH	TEAM	ADJ.	CONF.	ADJ CONF.
Average RPI Loss:	176	RECORD	PCT. RANK	GAMES	SCHEDULE	OF SCHEDULE	RPI	RPI	RPI	RPI
DIV. I ONLY	3- 6	231	0- 0	308	262	320	320	25	25	
DIV. I NON-CONF.	3- 6	231	0- 0	308	262	320	320	25	25	
TOTALS	RPI 1-25	RPI 26-50	W-L RECORDS	RPI 51-100	RPI 101-150	RPI 150+				
3- 6	0- 0	0- 0	OVERALL	0- 1	0- 2	3- 3				
2- 3	0- 0	0- 0	HOME	0- 0	0- 1	2- 2				
0- 3	0- 0	0- 0	AWAY	0- 1	0- 1	0- 1				
1- 0	0- 0	0- 0	NEUTRAL	0- 0	0- 0	1- 0				
3- 6	0- 0	0- 0	NON-CONFERENCE	0- 1	0- 2	3- 3				
2- 3	0- 0	0- 0	HOME	0- 0	0- 1	2- 2				
0- 3	0- 0	0- 0	AWAY	0- 1	0- 1	0- 1				
1- 0	0- 0	0- 0	NEUTRAL	0- 0	0- 0	1- 0				
0- 0	0- 0	0- 0	CONFERENCE	0- 0	0- 0	0- 0				
0- 0	0- 0	0- 0	HOME	0- 0	0- 0	0- 0				
0- 0	0- 0	0- 0	AWAY	0- 0	0- 0	0- 0				
0- 0	0- 0	0- 0	NEUTRAL	0- 0	0- 0	0- 0				

RPI 1-25				RPI 26-50				RPI 51-100				RPI 101+				Team's RPI: 320	
RPI	S	Opponent	Score	RPI	S	Opponent	Score	RPI	S	Opponent	Score	RPI	S	Opponent	Score		
								55	A	Wisconsin	65	78	110	A	Auburn	82	84
												133	H	Coastal Caro.	73	78	
												177	A	Gardner-Webb	53	67	
												275	H	Ga. Southern	57	70	
												276	H	Presbyterian	67	60	
												303	H	Appalachian St.	51	54	
												310	H	Longwood	79	76	
												341	N	Winthrop	60	59	
LAST 12 Division I GAMES:																	
				276	H	Presbyterian	67	60				303	H	Appalachian St.	51	54	
				341	N	Winthrop	60	59				275	H	Ga. Southern	57	70	
				310	H	Longwood	79	76				110	A	Auburn	82	84	
				133	H	Coastal Caro.	73	78									
				177	A	Gardner-Webb	53	67									
				55	A	Wisconsin	65	78									

Non-Div I Games: UNKNOWN

89 38

Wofford

Average RPI Win:	217	WON-LOST	WINNING	LAST 10	STRENGTH OF	OPP. STRENGTH	TEAM	ADJ.	CONF.	ADJ CONF.
Average RPI Loss:	49	RECORD	PCT. RANK	GAMES	SCHEDULE	OF SCHEDULE	RPI	RPI	RPI	RPI
DIV. I ONLY	4- 3	129	1- 0	138	89	101	101	16	16	
DIV. I NON-CONF.	4- 3	130	1- 0	137	89	102	102	16	16	
TOTALS	RPI 1-25	RPI 26-50	W-L RECORDS	RPI 51-100	RPI 101-150	RPI 150+				
4- 3	0- 0	0- 2	OVERALL	1- 1	0- 0	3- 0				
1- 1	0- 0	0- 1	HOME	1- 0	0- 0	0- 0				
2- 1	0- 0	0- 0	AWAY	0- 1	0- 0	2- 0				
1- 1	0- 0	0- 1	NEUTRAL	0- 0	0- 0	1- 0				
4- 3	0- 0	0- 2	NON-CONFERENCE	1- 1	0- 0	3- 0				
1- 1	0- 0	0- 1	HOME	1- 0	0- 0	0- 0				
2- 1	0- 0	0- 0	AWAY	0- 1	0- 0	2- 0				
1- 1	0- 0	0- 1	NEUTRAL	0- 0	0- 0	1- 0				
0- 0	0- 0	0- 0	CONFERENCE	0- 0	0- 0	0- 0				
0- 0	0- 0	0- 0	HOME	0- 0	0- 0	0- 0				
0- 0	0- 0	0- 0	AWAY	0- 0	0- 0	0- 0				
0- 0	0- 0	0- 0	NEUTRAL	0- 0	0- 0	0- 0				

RPI S	Opponent	Score	RPI S	Opponent	Score	RPI S	Opponent	Score	RPI S	Opponent	Score	Team's RPI: 101
28	H Abilene Christian	64 83	70	H CSU Bakersfield	65 60	237	A SMU	69 61	273	A SMU	69 61	
33	N Kansas	63 74	85	A UT Arlington	62 68	264	A Xavier	86 74	295	N Loyola Maryland	66 51	
LAST 12 Division I GAMES:												
70	H CSU Bakersfield	65 60	295	N Loyola Maryland	66 51							
28	H Abilene Christian	64 83	237	A SMU	69 61							
						85	A UT Arlington	62 68				
						33	N Kansas	63 74				
						264	A Xavier	86 74				

Non-Div I Games:

Wright St.

Wyoming

Average RPI Win: 207

Average RPI Loss: 131

WON-LOST

WINNING

LAST 10

STRENGTH OF

OPP. STRENGTH

TEAM

ADJ.

CONF.

ADJ CONF.

RECORD

PCT. RANK

GAMES

SCHEDULE

OF SCHEDULE

RPI

RPI

RPI

RPI

DIV. I ONLY

4- 3

129

1- 0

152

160

102

102

20

20

DIV. I NON-CONF.

2- 3

215

0- 0

140

157

167

167

21

21

TOTALS

RPI 1-25

RPI 26-50

W-L RECORDS

RPI 51-100

RPI 101-150

RPI 150+

4- 3

0- 0

0- 2

OVERALL

0- 0

2- 0

2- 1

1- 1

0- 0

0- 1

HOME

0- 0

1- 0

0- 0

3- 2

0- 0

0- 1

AWAY

0- 0

1- 0

2- 1

0- 0

0- 0

0- 0

NEUTRAL

0- 0

0- 0

0- 0

2- 3

0- 0

0- 2

NON-CONFERENCE

0- 0

1- 0

1- 1

1- 1

0- 0

0- 1

HOME

0- 0

1- 0

0- 0

1- 2

0- 0

0- 1

AWAY

0- 0

0- 0

1- 1

0- 0

0- 0

0- 0

NEUTRAL

0- 0

0- 0

0- 0

2- 0

0- 0

0- 0

CONFERENCE

0- 0

1- 0

1- 0

0- 0

0- 0

0- 0

HOME

0- 0

0- 0

0- 0

2- 0

0- 0

0- 0

AWAY

0- 0

1- 0

1- 0

0- 0

0- 0

0- 0

NEUTRAL

0- 0

0- 0

0- 0

RPI 1-25

RPI S Opponent Score

RPI 26-50

RPI S Opponent Score

44 H Colorado 56 66

49 A South Dakota St. 40 67

RPI 51-100

RPI S Opponent Score

RPI 101+

Team's RPI: 102

RPI S Opponent Score

109 A New Mexico 73 66

146 H Saint Mary's (CA) 69 67

285 A North Dakota St. 66 57

288 A Air Force 65 63

300 A Denver 57 71

LAST 12 Division I GAMES:

109 A New Mexico 73 66

288 A Air Force 65 63

285 A North Dakota St. 66 57

49 A South Dakota St. 40 67

44 H Colorado 56 66

300 A Denver 57 71

146 H Saint Mary's (CA) 69 67

W
y
o
m
i
n
gW
y
o
m
i
n
g

Non-Div I Games: Colo. Christian 70 31

Wyoming

Loss, Non-Conf, S Site, H Home A Away N Neutral

Page 348

Average RPI Win:	194	WON-LOST	WINNING	LAST 10	STRENGTH OF	OPP. STRENGTH	TEAM	ADJ.	CONF.	ADJ CONF.
Average RPI Loss:	115	RECORD	PCT. RANK	GAMES	SCHEDULE	OF SCHEDULE	RPI	RPI	RPI	RPI
DIV. I ONLY	1- 7	318	0- 1	86	178	264	264	6	6	
DIV. I NON-CONF.	1- 7	317	0- 1	85	175	266	266	6	6	
TOTALS	RPI 1-25	RPI 26-50	W-L RECORDS	RPI 51-100	RPI 101-150	RPI 150+				
1- 7	0- 0	0- 1	OVERALL	0- 2	0- 2	1- 2				
1- 3	0- 0	0- 1	HOME	0- 0	0- 1	1- 1				
0- 4	0- 0	0- 0	AWAY	0- 2	0- 1	0- 1				
0- 0	0- 0	0- 0	NEUTRAL	0- 0	0- 0	0- 0				
1- 7	0- 0	0- 1	NON-CONFERENCE	0- 2	0- 2	1- 2				
1- 3	0- 0	0- 1	HOME	0- 0	0- 1	1- 1				
0- 4	0- 0	0- 0	AWAY	0- 2	0- 1	0- 1				
0- 0	0- 0	0- 0	NEUTRAL	0- 0	0- 0	0- 0				
0- 0	0- 0	0- 0	CONFERENCE	0- 0	0- 0	0- 0				
0- 0	0- 0	0- 0	HOME	0- 0	0- 0	0- 0				
0- 0	0- 0	0- 0	AWAY	0- 0	0- 0	0- 0				
0- 0	0- 0	0- 0	NEUTRAL	0- 0	0- 0	0- 0				

RPI 1-25				RPI 26-50				RPI 51-100				RPI 101+ Team's RPI: 264			
RPI	S	Opponent	Score	RPI	S	Opponent	Score	RPI	S	Opponent	Score	RPI	S	Opponent	Score
				44	H	Colorado	53 62	77	A	Temple	65 78	101	H	Wright St.	74 86
								96	A	Rider	57 64	128	A	Ball St.	49 70
												161	A	Robert Morris	57 71
												194	H	Utah	70 63
												197	H	Eastern Ky.	55 56
LAST 12 Division I GAMES:															
				101	H	Wright St.	74 86	197	H	Eastern Ky.	55 56				
				128	A	Ball St.	49 70	44	H	Colorado	53 62				
				96	A	Rider	57 64	161	A	Robert Morris	57 71				
				77	A	Temple	65 78								
				194	H	Utah	70 63								

Non-Div I Games:

Xavier

Average RPI Win:	192	WON-LOST	WINNING	LAST 10	STRENGTH OF	OPP. STRENGTH	TEAM	ADJ.	CONF.	ADJ CONF.
Average RPI Loss:	65	RECORD	PCT. RANK	GAMES	SCHEDULE	OF SCHEDULE	RPI	RPI	RPI	RPI
DIV. I ONLY	6- 3	85	0- 1	95	189	61	61	8	8	
DIV. I NON-CONF.	6- 3	83	0- 1	95	186	62	62	8	8	
TOTALS	RPI 1-25	RPI 26-50	W-L RECORDS	RPI 51-100	RPI 101-150	RPI 150+				
6- 3	0- 0	0- 0	OVERALL	1- 3	0- 0	5- 0				
2- 1	0- 0	0- 0	HOME	1- 1	0- 0	1- 0				
3- 2	0- 0	0- 0	AWAY	0- 2	0- 0	3- 0				
1- 0	0- 0	0- 0	NEUTRAL	0- 0	0- 0	1- 0				
6- 3	0- 0	0- 0	NON-CONFERENCE	1- 3	0- 0	5- 0				
2- 1	0- 0	0- 0	HOME	1- 1	0- 0	1- 0				
3- 2	0- 0	0- 0	AWAY	0- 2	0- 0	3- 0				
1- 0	0- 0	0- 0	NEUTRAL	0- 0	0- 0	1- 0				
0- 0	0- 0	0- 0	CONFERENCE	0- 0	0- 0	0- 0				
0- 0	0- 0	0- 0	HOME	0- 0	0- 0	0- 0				
0- 0	0- 0	0- 0	AWAY	0- 0	0- 0	0- 0				
0- 0	0- 0	0- 0	NEUTRAL	0- 0	0- 0	0- 0				

RPI 1-25			RPI 26-50			RPI 51-100			Team's RPI: 61	RPI 101+		
RPI	S	Opponent	Score	RPI	S	Opponent	Score	RPI	S	Opponent	Score	
								51	A	UCLA	65	100
								57	A	Colgate	67	70
								66	H	Providence	82	79
								86	H	St. John's (NY)	66	80
										160	N	Fresno St.
										188	A	Northeastern
										199	H	Quinnipiac
										226	A	UMass Lowell
										312	A	LMU (CA)
LAST 12 Division I GAMES:												
								86	H	St. John's (NY)	66	80
								199	H	Quinnipiac	63	59
								66	H	Providence	82	79
								312	A	LMU (CA)	81	65
								160	N	Fresno St.	87	67
								51	A	UCLA	65	100
								188	A	Northeastern	78	63
								226	A	UMass Lowell	67	59
								57	A	Colgate	67	70

Non-Div I Games:

Yale

Average RPI Win:	213	WON-LOST	WINNING	LAST 10	STRENGTH OF	OPP. STRENGTH	TEAM	ADJ.	CONF.	ADJ CONF.
Average RPI Loss:	133	RECORD	PCT. RANK	GAMES	SCHEDULE	OF SCHEDULE	RPI	RPI	RPI	RPI
DIV. I ONLY	5- 3	105	1- 0	288	75	165	165	16	16	
DIV. I NON-CONF.	5- 3	104	1- 0	288	74	162	162	16	16	
TOTALS	RPI 1-25	RPI 26-50	W-L RECORDS	RPI 51-100	RPI 101-150	RPI 150+				
5- 3	0- 0	0- 0	OVERALL	0- 1	0- 0	5- 2				
3- 1	0- 0	0- 0	HOME	0- 1	0- 0	3- 0				
2- 2	0- 0	0- 0	AWAY	0- 0	0- 0	2- 2				
0- 0	0- 0	0- 0	NEUTRAL	0- 0	0- 0	0- 0				
5- 3	0- 0	0- 0	NON-CONFERENCE	0- 1	0- 0	5- 2				
3- 1	0- 0	0- 0	HOME	0- 1	0- 0	3- 0				
2- 2	0- 0	0- 0	AWAY	0- 0	0- 0	2- 2				
0- 0	0- 0	0- 0	NEUTRAL	0- 0	0- 0	0- 0				
0- 0	0- 0	0- 0	CONFERENCE	0- 0	0- 0	0- 0				
0- 0	0- 0	0- 0	HOME	0- 0	0- 0	0- 0				
0- 0	0- 0	0- 0	AWAY	0- 0	0- 0	0- 0				
0- 0	0- 0	0- 0	NEUTRAL	0- 0	0- 0	0- 0				

RPI 1-25			RPI 26-50			RPI 51-100			RPI 101+			Team's RPI: 165
RPI	S	Opponent	Score	RPI	S	Opponent	Score	RPI	S	Opponent	Score	
						72	H Kent St.	73	82	161	A Robert Morris	43 58
										166	A Akron	62 91
										173	H Eastern Mich.	79 77
										175	H Wagner	64 42
										193	A Saint Francis (PA)	56 46
										197	A Eastern Ky.	72 63
										329	H Canisius	87 59
LAST 12 Division I GAMES:												
193	A	Saint Francis (PA)	56 46	173	H	Eastern Mich.	79 77					
197	A	Eastern Ky.	72 63	161	A	Robert Morris	43 58					
175	H	Wagner	64 42	72	H	Kent St.	73 82					
166	A	Akron	62 91	329	H	Canisius	87 59					

Non-Div I Games:

Youngstown St.