

Average RPI Win:	326	WON-LOST	WINNING	LAST 10	STRENGTH OF	OPP. STRENGTH	TEAM	ADJ.	CONF.	ADJ CONF.
Average RPI Loss:	235	RECORD	PCT. RANK	GAMES	SCHEDULE	OF SCHEDULE	RPI	RPI	RPI	RPI
DIV. I ONLY	2- 4	238	0- 0	299	346	312	312	23	23	
DIV. I NON-CONF.	2- 4	238	0- 0	299	346	312	312	23	23	
TOTALS	RPI 1-25	RPI 26-50	W-L RECORDS	RPI 51-100	RPI 101-150	RPI 150+				
2- 4	0- 0	0- 0	OVERALL	0- 0	0- 0	2- 4				
0- 2	0- 0	0- 0	HOME	0- 0	0- 0	0- 2				
1- 1	0- 0	0- 0	AWAY	0- 0	0- 0	1- 1				
1- 1	0- 0	0- 0	NEUTRAL	0- 0	0- 0	1- 1				
2- 4	0- 0	0- 0	NON-CONFERENCE	0- 0	0- 0	2- 4				
0- 2	0- 0	0- 0	HOME	0- 0	0- 0	0- 2				
1- 1	0- 0	0- 0	AWAY	0- 0	0- 0	1- 1				
1- 1	0- 0	0- 0	NEUTRAL	0- 0	0- 0	1- 1				
0- 0	0- 0	0- 0	CONFERENCE	0- 0	0- 0	0- 0				
0- 0	0- 0	0- 0	HOME	0- 0	0- 0	0- 0				
0- 0	0- 0	0- 0	AWAY	0- 0	0- 0	0- 0				
0- 0	0- 0	0- 0	NEUTRAL	0- 0	0- 0	0- 0				

RPI 1-25				RPI 26-50				RPI 51-100				RPI 101+ Team's RPI : 312			
RPI	S	Opponent	Score	RPI	S	Opponent	Score	RPI	S	Opponent	Score	RPI	S	Opponent	Score
												196	H	Texas St.	53 60
												198	A	Texas Tech	61 78
												227	N	Prai rie Vi ew	59 67
												318	A	UTRGV	59 49
												318	H	UTRGV	57 70
												333	N	Loui si ana	64 63
LAST 12 Di vi si on I GAMES:															
				318	H	UTRGV	57 70								
				227	N	Prai rie Vi ew	59 67								
				333	N	Loui si ana	64 63								
				196	H	Texas St.	53 60								
				198	A	Texas Tech	61 78								
				318	A	UTRGV	59 49								

Non-Div I Games: UNKNOWN 78 40 Tex. A&M Int'l 84 36

A&M-Corpus Christi

Average RPI	Win: 235	WON-LOST	WINNING	LAST 10	STRENGTH OF	OPP. STRENGTH	TEAM	ADJ.	CONF.	ADJ CONF.
Average RPI	Loss: 77	RECORD	PCT. RANK	GAMES	SCHEDULE	OF SCHEDULE	RPI	RPI	RPI	RPI

DIV. I ONLY	3- 2	124	0- 1	181	172	129	129	23	23
DIV. I NON-CONF.	3- 2	124	0- 1	181	172	129	129	23	23

TOTALS	RPI 1-25	RPI 26-50	W-L RECORDS	RPI 51-100	RPI 101-150	RPI 150+			
3- 2	0- 0	0- 0	OVERALL	0- 2	0- 0	3- 0			
0- 1	0- 0	0- 0	HOME	0- 1	0- 0	0- 0			
2- 1	0- 0	0- 0	AWAY	0- 1	0- 0	2- 0			
1- 0	0- 0	0- 0	NEUTRAL	0- 0	0- 0	1- 0			
3- 2	0- 0	0- 0	NON-CONFERENCE	0- 2	0- 0	3- 0			
0- 1	0- 0	0- 0	HOME	0- 1	0- 0	0- 0			
2- 1	0- 0	0- 0	AWAY	0- 1	0- 0	2- 0			
1- 0	0- 0	0- 0	NEUTRAL	0- 0	0- 0	1- 0			
0- 0	0- 0	0- 0	CONFERENCE	0- 0	0- 0	0- 0			
0- 0	0- 0	0- 0	HOME	0- 0	0- 0	0- 0			
0- 0	0- 0	0- 0	AWAY	0- 0	0- 0	0- 0			
0- 0	0- 0	0- 0	NEUTRAL	0- 0	0- 0	0- 0			

RPI 1-25				RPI 26-50				RPI 51-100				RPI 101+ Team's RPI: 129			
RPI	S	Opponent	Score	RPI	S	Opponent	Score	RPI	S	Opponent	Score	RPI	S	Opponent	Score
								59	H	Arkansas	68 80	159	A	New Mexico St.	58 46
								94	A	Tul sa	63 75	210	N	Texas Southern	81 39
												337	A	UTEP	70 69

LAST 12 Division I GAMES:															
								59	H	Arkansas	68 80				
								94	A	Tul sa	63 75				
								337	A	UTEP	70 69				
								210	N	Texas Southern	81 39				
								159	A	New Mexico St.	58 46				

Non-Div I Games: Eastern N.M. 78 46 Howard Payne 98 43 Southwest (NM) 90 47 Schreiner 90 43 Abilene Christian

Average RPI Win:	220	WON-LOST	WINNING	LAST 10	STRENGTH OF	OPP. STRENGTH	TEAM	ADJ.	CONF.	ADJ CONF.
Average RPI Loss:	96	RECORD	PCT. RANK	GAMES	SCHEDULE	OF SCHEDULE	RPI	RPI	RPI	RPI
DIV. I ONLY	3- 5	217	0- 1	41	270	153	153	9	9	
DIV. I NON-CONF.	3- 5	217	0- 1	41	270	153	153	9	9	

TOTALS	RPI 1-25	RPI 26-50	W-L RECORDS	RPI 51-100	RPI 101-150	RPI 150+				
3- 5	0- 0	1- 2	OVERALL	0- 1	0- 0	2- 2				
2- 2	0- 0	1- 0	HOME	0- 0	0- 0	1- 2				
1- 3	0- 0	0- 2	AWAY	0- 1	0- 0	1- 0				
0- 0	0- 0	0- 0	NEUTRAL	0- 0	0- 0	0- 0				
3- 5	0- 0	1- 2	NON-CONFERENCE	0- 1	0- 0	2- 2				
2- 2	0- 0	1- 0	HOME	0- 0	0- 0	1- 2				
1- 3	0- 0	0- 2	AWAY	0- 1	0- 0	1- 0				
0- 0	0- 0	0- 0	NEUTRAL	0- 0	0- 0	0- 0				
0- 0	0- 0	0- 0	CONFERENCE	0- 0	0- 0	0- 0				
0- 0	0- 0	0- 0	HOME	0- 0	0- 0	0- 0				
0- 0	0- 0	0- 0	AWAY	0- 0	0- 0	0- 0				
0- 0	0- 0	0- 0	NEUTRAL	0- 0	0- 0	0- 0				

RPI 1-25				RPI 26-50				RPI 51-100				RPI 101+ Team's RPI: 153			
RPI	S	Opponent	Score	RPI	S	Opponent	Score	RPI	S	Opponent	Score	RPI	S	Opponent	Score
				29	A	Minnesota	50 67	57	A	Denver	66 92	161	H	George Mason	71 78
				33	H	Northern Colo.	69 57					200	H	Navy	47 54
				34	A	Northeastern	41 54					289	A	Army West Point	71 60
												338	H	Fairleigh Dickinson	85 37
LAST 12 Division I GAMES:															
				29	A	Minnesota	50 67	200	H	Navy	47 54				
				33	H	Northern Colo.	69 57	161	H	George Mason	71 78				
				34	A	Northeastern	41 54								
				289	A	Army West Point	71 60								
				338	H	Fairleigh Dickinson	85 37								
				57	A	Denver	66 92								

Non-Div I Games: Western St. 72 54

Air Force

■ Loss,
 ■ Non-Conf, S Site,
 ■ Home
 ■ Away
 N Neutral

Average RPI Win: **268**
 Average RPI Loss: **105**

WON-LOST
RECORD

WINNING
PCT. RANK

LAST 10
GAMES

STRENGTH OF
SCHEDULE

OPP. STRENGTH
OF SCHEDULE

TEAM
RPI

ADJ.
RPI

CONF.
RPI

ADJ CONF.
RPI

DIV. I ONLY	5- 2	84	0- 1	336	83	215	215	11	11
DIV. I NON-CONF.	5- 2	84	0- 1	336	83	215	215	11	11
TOTALS	RPI 1-25	RPI 26-50	W-L RECORDS	RPI 51-100	RPI 101-150	RPI 150+			
5- 2	0- 0	0- 0	OVERALL	0- 1	0- 1	5- 0			
2- 1	0- 0	0- 0	HOME	0- 1	0- 0	2- 0			
1- 1	0- 0	0- 0	AWAY	0- 0	0- 1	1- 0			
2- 0	0- 0	0- 0	NEUTRAL	0- 0	0- 0	2- 0			
5- 2	0- 0	0- 0	NON-CONFERENCE	0- 1	0- 1	5- 0			
2- 1	0- 0	0- 0	HOME	0- 1	0- 0	2- 0			
1- 1	0- 0	0- 0	AWAY	0- 0	0- 1	1- 0			
2- 0	0- 0	0- 0	NEUTRAL	0- 0	0- 0	2- 0			
0- 0	0- 0	0- 0	CONFERENCE	0- 0	0- 0	0- 0			
0- 0	0- 0	0- 0	HOME	0- 0	0- 0	0- 0			
0- 0	0- 0	0- 0	AWAY	0- 0	0- 0	0- 0			
0- 0	0- 0	0- 0	NEUTRAL	0- 0	0- 0	0- 0			

RPI 1-25				RPI 26-50				RPI 51-100				RPI 101+ Team's RPI: 215			
RPI	S	Opponent	Score	RPI	S	Opponent	Score	RPI	S	Opponent	Score	RPI	S	Opponent	Score
								67	H	Butler	47 63	142	A	Youngstown St.	61 72
												224	N	Oakland	85 65
												232	H	St. Bonaventure	67 58
												261	H	Eastern Ky.	63 54
												280	A	N. C. A&T	49 36
												341	N	Northern Ky.	77 60
LAST 12 Division I GAMES:															
				224	N	Oakland	85 65	67	H	Butler	47 63				
				280	A	N. C. A&T	49 36	232	H	St. Bonaventure	67 58				
								261	H	Eastern Ky.	63 54				
								142	A	Youngstown St.	61 72				
								341	N	Northern Ky.	77 60				

Non-Div I Games:

Akron

Loss, Non-Conf, S Site, H Home A Away N Neutral

Average RPI Win:	152	WON-LOST	WINNING	LAST 10	STRENGTH OF	OPP. STRENGTH	TEAM	ADJ.	CONF.	ADJ CONF.
Average RPI Loss:	114	RECORD	PCT. RANK	GAMES	SCHEDULE	OF SCHEDULE	RPI	RPI	RPI	RPI
DIV. I ONLY	6- 4	124	0- 1	27	221	70	70	6	6	
DIV. I NON-CONF.	6- 4	124	0- 1	27	221	70	70	6	6	

TOTALS	RPI 1-25	RPI 26-50	W-L RECORDS	RPI 51-100	RPI 101-150	RPI 150+				
6- 4	0- 0	2- 0	OVERALL	0- 1	0- 3	4- 0				
5- 1	0- 0	2- 0	HOME	0- 0	0- 1	3- 0				
1- 1	0- 0	0- 0	AWAY	0- 0	0- 1	1- 0				
0- 2	0- 0	0- 0	NEUTRAL	0- 1	0- 1	0- 0				
6- 4	0- 0	2- 0	NON-CONFERENCE	0- 1	0- 3	4- 0				
5- 1	0- 0	2- 0	HOME	0- 0	0- 1	3- 0				
1- 1	0- 0	0- 0	AWAY	0- 0	0- 1	1- 0				
0- 2	0- 0	0- 0	NEUTRAL	0- 1	0- 1	0- 0				
0- 0	0- 0	0- 0	CONFERENCE	0- 0	0- 0	0- 0				
0- 0	0- 0	0- 0	HOME	0- 0	0- 0	0- 0				
0- 0	0- 0	0- 0	AWAY	0- 0	0- 0	0- 0				
0- 0	0- 0	0- 0	NEUTRAL	0- 0	0- 0	0- 0				

RPI 1-25				RPI 26-50				RPI 51-100				Team's RPI: 70				RPI 101+			
RPI	S	Opponent	Score	RPI	S	Opponent	Score	RPI	S	Opponent	Score	RPI	S	Opponent	Score	RPI	S	Opponent	Score
				30	H	Tulane	69 58									101	A	Utah	62 72
				48	H	Clemson	76 56					94	N	Tulsa	73 80				
																124	H	South Alabama	67 72
																138	N	Louisiana Tech	62 79
																152	H	Southeastern La.	88 40
																168	A	SMU	62 61
																243	H	Stetson	59 47
																268	H	Grambling	73 55
LAST 12 Division I GAMES:																			
				138	N	Louisiana Tech	62 79					243	H	Stetson	59 47				
				30	H	Tulane	69 58					268	H	Grambling	73 55				
				124	H	South Alabama	67 72					48	H	Clemson	76 56				
				94	N	Tulsa	73 80					168	A	SMU	62 61				
												101	A	Utah	62 72				
												152	H	Southeastern La.	88 40				

Non-Div I Games:

Alabama

Average RPI	Win: 303	WON-LOST RECORD	WINNING PCT. RANK	LAST 10 GAMES	STRENGTH OF SCHEDULE	OPP. STRENGTH OF SCHEDULE	TEAM RPI	ADJ. RPI	CONF. RPI	ADJ CONF. RPI
Average RPI	Loss: 170									
DIV. I ONLY	2- 4	238	1- 0	149	329	229	229	28	28	
DIV. I NON-CONF.	2- 4	238	1- 0	149	329	229	229	28	28	

TOTALS	RPI 1-25	RPI 26-50	W-L RECORDS	RPI 51-100	RPI 101-150	RPI 150+				
2- 4	0- 0	0- 0	OVERALL	0- 1	0- 1	2- 2				
1- 1	0- 0	0- 0	HOME	0- 0	0- 0	1- 1				
1- 3	0- 0	0- 0	AWAY	0- 1	0- 1	1- 1				
0- 0	0- 0	0- 0	NEUTRAL	0- 0	0- 0	0- 0				
2- 4	0- 0	0- 0	NON-CONFERENCE	0- 1	0- 1	2- 2				
1- 1	0- 0	0- 0	HOME	0- 0	0- 0	1- 1				
1- 3	0- 0	0- 0	AWAY	0- 1	0- 1	1- 1				
0- 0	0- 0	0- 0	NEUTRAL	0- 0	0- 0	0- 0				
0- 0	0- 0	0- 0	CONFERENCE	0- 0	0- 0	0- 0				
0- 0	0- 0	0- 0	HOME	0- 0	0- 0	0- 0				
0- 0	0- 0	0- 0	AWAY	0- 0	0- 0	0- 0				
0- 0	0- 0	0- 0	NEUTRAL	0- 0	0- 0	0- 0				

RPI 1-25				RPI 26-50				RPI 51-100				RPI 101+				Team's RPI: 229
RPI	S	Opponent	Score	RPI	S	Opponent	Score	RPI	S	Opponent	Score	RPI	S	Opponent	Score	
								77	A	Kansas	54 65	131	A	Illinois	60 88	
												160	A	UAB	47 82	
												286	H	Tennessee St.	67 57	
												313	H	Lipscomb	58 62	
												320	A	Murray St.	59 53	
LAST 12 Division I GAMES:																
				320	A	Murray St.	59 53									
				160	A	UAB	47 82									
				77	A	Kansas	54 65									
				313	H	Lipscomb	58 62									
				286	H	Tennessee St.	67 57									
				131	A	Illinois	60 88									

Non-Div I Games:

Alabama A&M

Loss,
Non-Conf, S Site, H Home
A Away
N Neutral

Average RPI Win:	0	WON-LOST	WINNING	LAST 10	STRENGTH OF	OPP. STRENGTH	TEAM	ADJ.	CONF.	ADJ CONF.
Average RPI Loss:	122	RECORD	PCT. RANK	GAMES	SCHEDULE	OF SCHEDULE	RPI	RPI	RPI	RPI
DIV. I ONLY	0- 6	326	0- 1	31	249	257	257	28	28	
DIV. I NON-CONF.	0- 6	326	0- 1	31	249	257	257	28	28	

TOTALS	RPI 1-25	RPI 26-50	W-L RECORDS	RPI 51-100	RPI 101-150	RPI 150+				
0- 6	0- 1	0- 0	OVERALL	0- 2	0- 1	0- 2				
0- 2	0- 0	0- 0	HOME	0- 1	0- 0	0- 1				
0- 4	0- 1	0- 0	AWAY	0- 1	0- 1	0- 1				
0- 0	0- 0	0- 0	NEUTRAL	0- 0	0- 0	0- 0				
0- 6	0- 1	0- 0	NON-CONFERENCE	0- 2	0- 1	0- 2				
0- 2	0- 0	0- 0	HOME	0- 1	0- 0	0- 1				
0- 4	0- 1	0- 0	AWAY	0- 1	0- 1	0- 1				
0- 0	0- 0	0- 0	NEUTRAL	0- 0	0- 0	0- 0				
0- 0	0- 0	0- 0	CONFERENCE	0- 0	0- 0	0- 0				
0- 0	0- 0	0- 0	HOME	0- 0	0- 0	0- 0				
0- 0	0- 0	0- 0	AWAY	0- 0	0- 0	0- 0				
0- 0	0- 0	0- 0	NEUTRAL	0- 0	0- 0	0- 0				

RPI 1-25				RPI 26-50				RPI 51-100				RPI 101+ Team's RPI: 257			
RPI	S	Opponent	Score	RPI	S	Opponent	Score	RPI	S	Opponent	Score	RPI	S	Opponent	Score
16	A	Kentucky	35 87					71	A	Georgi a Tech	42 69	109	A	North Ala.	42 68
								98	H	South Carol i na	38 94	195	A	Troy	46 116
												245	H	Samford	51 60
LAST 12 Division I GAMES:															
								71	A	Georgi a Tech	42 69				
								195	A	Troy	46 116				
								109	A	North Ala.	42 68				
								245	H	Samford	51 60				
								98	H	South Carol i na	38 94				
								16	A	Kentucky	35 87				

Non-Div I Games: Mobile 69 63

Alabama St.

Loss,
Non-Conf, S Site,
H Home
A Away
N Neutral

Average RPI Win:	335	WON-LOST	WINNING	LAST 10	STRENGTH OF	OPP. STRENGTH	TEAM	ADJ.	CONF.	ADJ CONF.
Average RPI Loss:	196	RECORD	PCT. RANK	GAMES	SCHEDULE	OF SCHEDULE	RPI	RPI	RPI	RPI
DIV. I ONLY	1- 9	324	0- 1	275	283	336	336	24	24	
DIV. I NON-CONF.	1- 9	324	0- 1	275	283	336	336	24	24	

TOTALS	RPI 1-25	RPI 26-50	W-L RECORDS	RPI 51-100	RPI 101-150	RPI 150+				
1- 9	0- 0	0- 0	OVERALL	0- 1	0- 3	1- 5				
1- 4	0- 0	0- 0	HOME	0- 0	0- 2	1- 2				
0- 5	0- 0	0- 0	AWAY	0- 1	0- 1	0- 3				
0- 0	0- 0	0- 0	NEUTRAL	0- 0	0- 0	0- 0				
1- 9	0- 0	0- 0	NON-CONFERENCE	0- 1	0- 3	1- 5				
1- 4	0- 0	0- 0	HOME	0- 0	0- 2	1- 2				
0- 5	0- 0	0- 0	AWAY	0- 1	0- 1	0- 3				
0- 0	0- 0	0- 0	NEUTRAL	0- 0	0- 0	0- 0				
0- 0	0- 0	0- 0	CONFERENCE	0- 0	0- 0	0- 0				
0- 0	0- 0	0- 0	HOME	0- 0	0- 0	0- 0				
0- 0	0- 0	0- 0	AWAY	0- 0	0- 0	0- 0				
0- 0	0- 0	0- 0	NEUTRAL	0- 0	0- 0	0- 0				

RPI 1-25				RPI 26-50				RPI 51-100				RPI 101+ Team's RPI: 336					
RPI	S	Opponent	Score	RPI	S	Opponent	Score	RPI	S	Opponent	Score	RPI	S	Opponent	Score		
								90	A	South Fla.	37	74	104	A	Rutgers	39	65
													111	H	Marist	56	74
													148	H	Holy Cross	50	56
													164	A	Monmouth	56	64
													249	A	Cornell	34	48
													265	H	Central Conn. St.	53	60
													311	A	Lafayette	66	67
													323	H	Canisius	42	48
													335	H	Manhattan	60	54
LAST 12 Division I GAMES:																	
111	H	Marist	56	74	104	A	Rutgers	39	65								
265	H	Central Conn. St.	53	60	335	H	Manhattan	60	54								
311	A	Lafayette	66	67	249	A	Cornell	34	48								
323	H	Canisius	42	48	90	A	South Fla.	37	74								
148	H	Holy Cross	50	56													
164	A	Monmouth	56	64													

Non-Div I Games:

Albany (NY)

Average RPI	Win:	0	WON-LOST	WINNING	LAST 10	STRENGTH OF	OPP. STRENGTH	TEAM	ADJ.	CONF.	ADJ CONF.
Average RPI	Loss:	258	RECORD	PCT. RANK	GAMES	SCHEDULE	OF SCHEDULE	RPI	RPI	RPI	RPI
DIV. I ONLY		0- 5		326	0- 0	329	351	350	350	28	28
DIV. I NON-CONF.		0- 5		326	0- 0	329	351	350	350	28	28
<hr/>											
TOTALS	RPI 1-25		RPI 26-50		W-L RECORDS	RPI 51-100		RPI 101-150		RPI 150+	
0- 5	0- 0		0- 0		OVERALL	0- 0		0- 0		0- 5	
0- 2	0- 0		0- 0		HOME	0- 0		0- 0		0- 2	
0- 3	0- 0		0- 0		AWAY	0- 0		0- 0		0- 3	
0- 0	0- 0		0- 0		NEUTRAL	0- 0		0- 0		0- 0	
0- 5	0- 0		0- 0		NON-CONFERENCE	0- 0		0- 0		0- 5	
0- 2	0- 0		0- 0		HOME	0- 0		0- 0		0- 2	
0- 3	0- 0		0- 0		AWAY	0- 0		0- 0		0- 3	
0- 0	0- 0		0- 0		NEUTRAL	0- 0		0- 0		0- 0	
0- 0	0- 0		0- 0		CONFERENCE	0- 0		0- 0		0- 0	
0- 0	0- 0		0- 0		HOME	0- 0		0- 0		0- 0	
0- 0	0- 0		0- 0		AWAY	0- 0		0- 0		0- 0	
0- 0	0- 0		0- 0		NEUTRAL	0- 0		0- 0		0- 0	

RPI 1-25				RPI 26-50				RPI 51-100				RPI 101+ Team's RPI: 350			
RPI	S	Opponent	Score	RPI	S	Opponent	Score	RPI	S	Opponent	Score	RPI	S	Opponent	Score
												152	H	Southeastern La.	59 77
												160	A	UAB	53 80
												310	H	Central Ark.	46 57
												331	A	Northwestern St.	65 78
												337	A	UTEP	51 77
<hr/>															
LAST 12 Division I GAMES:															
				331	A	Northwestern St.	65 78	160	A	UAB	53 80				
				152	H	Southeastern La.	59 77	310	H	Central Ark.	46 57				
				337	A	UTEP	51 77								

Non-Div I Games: Lane 58 70 Fisk 67 64

Al corn

Loss, Non-Conf, S Site, H Home A Away N Neutral

Average RPI Win: 190				Through Games Of Dec. 8, 2018							
Average RPI Loss: 79		WON-LOST RECORD	WINNING PCT. RANK	LAST 10 GAMES	STRENGTH OF SCHEDULE	OPP. STRENGTH OF SCHEDULE	TEAM RPI	ADJ. RPI	CONF. RPI	ADJ CONF. RPI	
DIV. I ONLY		4- 4	160	0- 1	81	153	126	126	20	20	
DIV. I NON-CONF.		4- 4	160	0- 1	81	153	126	126	20	20	

TOTALS		RPI 1-25	RPI 26-50	W-L RECORDS	RPI 51-100	RPI 101-150	RPI 150+				
4- 4		0- 1	0- 0	OVERALL	1- 2	0- 1	3- 0				
3- 0		0- 0	0- 0	HOME	1- 0	0- 0	2- 0				
1- 2		0- 0	0- 0	AWAY	0- 1	0- 1	1- 0				
0- 2		0- 1	0- 0	NEUTRAL	0- 1	0- 0	0- 0				
4- 4		0- 1	0- 0	NON-CONFERENCE	1- 2	0- 1	3- 0				
3- 0		0- 0	0- 0	HOME	1- 0	0- 0	2- 0				
1- 2		0- 0	0- 0	AWAY	0- 1	0- 1	1- 0				
0- 2		0- 1	0- 0	NEUTRAL	0- 1	0- 0	0- 0				
0- 0		0- 0	0- 0	CONFERENCE	0- 0	0- 0	0- 0				
0- 0		0- 0	0- 0	HOME	0- 0	0- 0	0- 0				
0- 0		0- 0	0- 0	AWAY	0- 0	0- 0	0- 0				
0- 0		0- 0	0- 0	NEUTRAL	0- 0	0- 0	0- 0				

RPI 1-25				RPI 26-50				RPI 51-100				RPI 101+ Team's RPI: 126			
RPI S	Opponent	Score		RPI S	Opponent	Score		RPI S	Opponent	Score		RPI S	Opponent	Score	
20 N	Stanford	49	71					57 A	Denver	54	83	146 A	Virginia	54	57
								91 N	FGCU	71	90	161 H	George Mason	86	71
								94 H	Tulsa	68	52	236 H	UMBC	64	42
												269 A	Hawaii	69	57

LAST 12 Division I GAMES:															
146 A	Virginia	54	57	20 N	Stanford	49	71	269 A	Hawaii	69	57				
236 H	UMBC	64	42					57 A	Denver	54	83				
91 N	FGCU	71	90	161 H	George Mason	86	71								
				94 H	Tulsa	68	52								

Non-Div I Games:

American

Average RPI Win:	291	WON-LOST	WINNING	LAST 10	STRENGTH OF	OPP. STRENGTH	TEAM	ADJ.	CONF.	ADJ CONF.
Average RPI Loss:	153	RECORD	PCT. RANK	GAMES	SCHEDULE	OF SCHEDULE	RPI	RPI	RPI	RPI
DIV. I ONLY	5- 4	143	0- 1	285	248	211	211	19	19	
DIV. I NON-CONF.	5- 4	143	0- 1	285	248	211	211	19	19	

TOTALS	RPI 1-25	RPI 26-50	W-L RECORDS	RPI 51-100	RPI 101-150	RPI 150+				
5- 4	0- 0	0- 0	OVERALL	0- 2	0- 0	5- 2				
4- 0	0- 0	0- 0	HOME	0- 0	0- 0	4- 0				
1- 4	0- 0	0- 0	AWAY	0- 2	0- 0	1- 2				
0- 0	0- 0	0- 0	NEUTRAL	0- 0	0- 0	0- 0				
5- 4	0- 0	0- 0	NON-CONFERENCE	0- 2	0- 0	5- 2				
4- 0	0- 0	0- 0	HOME	0- 0	0- 0	4- 0				
1- 4	0- 0	0- 0	AWAY	0- 2	0- 0	1- 2				
0- 0	0- 0	0- 0	NEUTRAL	0- 0	0- 0	0- 0				
0- 0	0- 0	0- 0	CONFERENCE	0- 0	0- 0	0- 0				
0- 0	0- 0	0- 0	HOME	0- 0	0- 0	0- 0				
0- 0	0- 0	0- 0	AWAY	0- 0	0- 0	0- 0				
0- 0	0- 0	0- 0	NEUTRAL	0- 0	0- 0	0- 0				

RPI 1-25				RPI 26-50				RPI 51-100				RPI 101+				Team's RPI: 211
RPI	S	Opponent	Score	RPI	S	Opponent	Score	RPI	S	Opponent	Score	RPI	S	Opponent	Score	
								71	A	Georgia Tech	53 71	160	A	UAB	61 80	
								98	A	South Carolina	50 80	199	H	Elon	65 62	
												283	A	ETSU	64 95	
												307	H	Marshall	74 52	
												308	A	Davidson	81 78	
												309	H	Col. of Charleston	80 66	
												332	H	UNC Greensboro	68 65	
LAST 12 Division I GAMES:																
309	H	Col. of Charleston	80 66	98	A	South Carolina	50 80									
283	A	ETSU	64 95	71	A	Georgia Tech	53 71									
307	H	Marshall	74 52	160	A	UAB	61 80									
199	H	Elon	65 62													
308	A	Davidson	81 78													
332	H	UNC Greensboro	68 65													

Non-Div I Games:

Appalachian St.

Average RPI	Win:	165	WON-LOST	WINNING	LAST 10	STRENGTH OF	OPP. STRENGTH	TEAM	ADJ.	CONF.	ADJ CONF.
Average RPI	Loss:	69	RECORD	PCT. RANK	GAMES	SCHEDULE	OF SCHEDULE	RPI	RPI	RPI	RPI
DIV. I ONLY		7- 1		26	1- 0	201	39	63	63	2	2
DIV. I NON-CONF.		7- 1		26	1- 0	201	39	63	63	2	2

TOTALS	RPI 1-25		RPI 26-50		W-L RECORDS	RPI 51-100		RPI 101-150		RPI 150+	
7- 1	0- 0		0- 0		OVERALL	3- 1		1- 0		3- 0	
4- 1	0- 0		0- 0		HOME	2- 1		0- 0		2- 0	
1- 0	0- 0		0- 0		AWAY	0- 0		1- 0		0- 0	
2- 0	0- 0		0- 0		NEUTRAL	1- 0		0- 0		1- 0	
7- 1	0- 0		0- 0		NON-CONFERENCE	3- 1		1- 0		3- 0	
4- 1	0- 0		0- 0		HOME	2- 1		0- 0		2- 0	
1- 0	0- 0		0- 0		AWAY	0- 0		1- 0		0- 0	
2- 0	0- 0		0- 0		NEUTRAL	1- 0		0- 0		1- 0	
0- 0	0- 0		0- 0		CONFERENCE	0- 0		0- 0		0- 0	
0- 0	0- 0		0- 0		HOME	0- 0		0- 0		0- 0	
0- 0	0- 0		0- 0		AWAY	0- 0		0- 0		0- 0	
0- 0	0- 0		0- 0		NEUTRAL	0- 0		0- 0		0- 0	

RPI 1-25				RPI 26-50				RPI 51-100				RPI 101+			
RPI	S	Opponent	Score	RPI	S	Opponent	Score	RPI	S	Opponent	Score	RPI	S	Opponent	Score
								58	N	Portland	92 70	128	A	San Diego St.	69 60
								61	H	Montana	100 51	242	N	Seattle U	84 54
								69	H	Loyola Marymount	64 66	288	H	Incarinate Word	84 42
								73	H	Idaho St.	71 46	303	H	South Carolina St.	73 32

LAST 12 Division I GAMES:															
								58	N	Portland	92 70	61	H	Montana	100 51
								242	N	Seattle U	84 54	128	A	San Diego St.	69 60
								69	H	Loyola Marymount	64 66	288	H	Incarinate Word	84 42
								73	H	Idaho St.	71 46	303	H	South Carolina St.	73 32

Non-Div I Games:

Ari zona

Average RPI	Win:	137	WON-LOST	WINNING	LAST 10	STRENGTH OF	OPP. STRENGTH	TEAM	ADJ.	CONF.	ADJ CONF.
Average RPI	Loss:	12	RECORD	PCT. RANK	GAMES	SCHEDULE	OF SCHEDULE	RPI	RPI	RPI	RPI
DIV. I ONLY		6- 2		63	1- 0	66	29	42	42	2	2
DIV. I NON-CONF.		6- 2		63	1- 0	66	29	42	42	2	2

TOTALS	RPI 1-25		RPI 26-50		W-L RECORDS	RPI 51-100		RPI 101-150		RPI 150+	
6- 2	0- 2		0- 0		OVERALL	3- 0		1- 0		2- 0	
4- 1	0- 1		0- 0		HOME	2- 0		1- 0		1- 0	
1- 0	0- 0		0- 0		AWAY	1- 0		0- 0		0- 0	
1- 1	0- 1		0- 0		NEUTRAL	0- 0		0- 0		1- 0	
6- 2	0- 2		0- 0		NON-CONFERENCE	3- 0		1- 0		2- 0	
4- 1	0- 1		0- 0		HOME	2- 0		1- 0		1- 0	
1- 0	0- 0		0- 0		AWAY	1- 0		0- 0		0- 0	
1- 1	0- 1		0- 0		NEUTRAL	0- 0		0- 0		1- 0	
0- 0	0- 0		0- 0		CONFERENCE	0- 0		0- 0		0- 0	
0- 0	0- 0		0- 0		HOME	0- 0		0- 0		0- 0	
0- 0	0- 0		0- 0		AWAY	0- 0		0- 0		0- 0	
0- 0	0- 0		0- 0		NEUTRAL	0- 0		0- 0		0- 0	

RPI 1-25				RPI 26-50				Team's RPI: 42				RPI 51-100				RPI 101+			
RPI	S	Opponent	Score	RPI	S	Opponent	Score					RPI	S	Opponent	Score	RPI	S	Opponent	Score
8	N	Louisville	56 58									59	A	Arkansas	88 85	138	H	Louisiana Tech	80 44
15	H	Baylor	59 65									68	H	Southern U.	69 47	174	N	Southern Ill.	82 38
												94	H	Tulsa	70 52	288	H	Incarnate Word	81 43
LAST 12 Division I GAMES:																			
94	H	Tulsa	70 52	138	H	Louisiana Tech	80 44					174	N	Southern Ill.	82 38				
68	H	Southern U.	69 47	8	N	Louisville	56 58					59	A	Arkansas	88 85				
				15	H	Baylor	59 65					288	H	Incarnate Word	81 43				

Non-Div I Games:

Ari zona St.

Average RPI Win:	0	WON-LOST	WINNING	LAST 10	STRENGTH OF	OPP. STRENGTH	TEAM	ADJ.	CONF.	ADJ CONF.
Average RPI Loss:	117	RECORD	PCT. RANK	GAMES	SCHEDULE	OF SCHEDULE	RPI	RPI	RPI	RPI
DIV. I ONLY	0- 3	326	0- 0	5	320	181	181	28	28	
DIV. I NON-CONF.	0- 3	326	0- 0	5	320	181	181	28	28	

TOTALS	RPI 1-25	RPI 26-50	W-L RECORDS	RPI 51-100	RPI 101-150	RPI 150+				
0- 3	0- 0	0- 1	OVERALL	0- 1	0- 0	0- 1				
0- 0	0- 0	0- 0	HOME	0- 0	0- 0	0- 0				
0- 3	0- 0	0- 1	AWAY	0- 1	0- 0	0- 1				
0- 0	0- 0	0- 0	NEUTRAL	0- 0	0- 0	0- 0				
0- 3	0- 0	0- 1	NON-CONFERENCE	0- 1	0- 0	0- 1				
0- 0	0- 0	0- 0	HOME	0- 0	0- 0	0- 0				
0- 3	0- 0	0- 1	AWAY	0- 1	0- 0	0- 1				
0- 0	0- 0	0- 0	NEUTRAL	0- 0	0- 0	0- 0				
0- 0	0- 0	0- 0	CONFERENCE	0- 0	0- 0	0- 0				
0- 0	0- 0	0- 0	HOME	0- 0	0- 0	0- 0				
0- 0	0- 0	0- 0	AWAY	0- 0	0- 0	0- 0				
0- 0	0- 0	0- 0	NEUTRAL	0- 0	0- 0	0- 0				

RPI 1-25				RPI 26-50				RPI 51-100				RPI 101+ Team's RPI: 181			
RPI	S	Opponent	Score	RPI	S	Opponent	Score	RPI	S	Opponent	Score	RPI	S	Opponent	Score
				29	A	Minnesota	42 84	87	A	Oregon St.	33 89	234	A	Wichita St.	39 76
LAST 12 Division I GAMES:															
				29	A	Minnesota	42 84								
				87	A	Oregon St.	33 89								
				234	A	Wichita St.	39 76								

Non-Div I Games: Paul Quinn 68 52

Ark. -Pine Bluff

Average RPI Win:	191	WON-LOST	WINNING	LAST 10	STRENGTH OF	OPP. STRENGTH	TEAM	ADJ.	CONF.	ADJ CONF.
Average RPI Loss:	58	RECORD	PCT. RANK	GAMES	SCHEDULE	OF SCHEDULE	RPI	RPI	RPI	RPI
DIV. I ONLY	7- 3	95	1- 0	87	94	59	59	6	6	
DIV. I NON-CONF.	7- 3	95	1- 0	87	94	59	59	6	6	

TOTALS	RPI 1-25	RPI 26-50	W-L RECORDS	RPI 51-100	RPI 101-150	RPI 150+				
7- 3	0- 1	0- 1	OVERALL	1- 0	2- 1	4- 0				
3- 1	0- 0	0- 1	HOME	1- 0	0- 0	2- 0				
2- 1	0- 1	0- 0	AWAY	0- 0	1- 0	1- 0				
2- 1	0- 0	0- 0	NEUTRAL	0- 0	1- 1	1- 0				
7- 3	0- 1	0- 1	NON-CONFERENCE	1- 0	2- 1	4- 0				
3- 1	0- 0	0- 1	HOME	1- 0	0- 0	2- 0				
2- 1	0- 1	0- 0	AWAY	0- 0	1- 0	1- 0				
2- 1	0- 0	0- 0	NEUTRAL	0- 0	1- 1	1- 0				
0- 0	0- 0	0- 0	CONFERENCE	0- 0	0- 0	0- 0				
0- 0	0- 0	0- 0	HOME	0- 0	0- 0	0- 0				
0- 0	0- 0	0- 0	AWAY	0- 0	0- 0	0- 0				
0- 0	0- 0	0- 0	NEUTRAL	0- 0	0- 0	0- 0				

RPI 1-25				RPI 26-50				RPI 51-100				Team's RPI: 59				RPI 101+			
RPI	S	Opponent	Score	RPI	S	Opponent	Score	RPI	S	Opponent	Score	RPI	S	Opponent	Score	RPI	S	Opponent	Score
5	A	Iowa St.	82 91	42	H	Arizona St.	85 88	89	H	Tennessee Tech	65 42	127	N	Pittsburgh	54 61	129	A	Abilene Christian	80 68
												135	N	Wisconsin	69 68	179	H	Oral Roberts	74 61
												190	A	UT Arlington	66 65	286	N	Tennessee St.	79 55
												331	H	Northwestern St.	98 53				
LAST 12 Division I GAMES:																			
129	A	Abilene Christian	80 68	179	H	Oral Roberts	74 61	135	N	Wisconsin	69 68	127	N	Pittsburgh	54 61	286	N	Tennessee St.	79 55
89	H	Tennessee Tech	65 42	42	H	Arizona St.	85 88	190	A	UT Arlington	66 65								
5	A	Iowa St.	82 91																
331	H	Northwestern St.	98 53																

Non-Div I Games:

Arkansas

Average RPI Win: 316

Average RPI Loss: 105

WON-LOST
RECORDWINNING
PCT. RANKLAST 10
GAMESSTRENGTH OF
SCHEDULEOPP. STRENGTH
OF SCHEDULETEAM
RPIADJ.
RPICONF.
RPIADJ CONF.
RPIDIV. I ONLY
DIV. I NON-CONF.3- 4
3- 4199
1991- 0
1- 0134
134284
284197
197197
19719
1919
19

TOTALS

RPI 1-25

RPI 26-50

W-L RECORDS

RPI 51-100

RPI 101-150

RPI 150+

3- 4

0- 0

0- 0

OVERALL

0- 1

0- 3

3- 0

2- 1

0- 0

0- 0

HOME

0- 0

0- 1

2- 0

1- 3

0- 0

0- 0

AWAY

0- 1

0- 2

1- 0

0- 0

0- 0

0- 0

NEUTRAL

0- 0

0- 0

0- 0

3- 4

0- 0

0- 0

NON-CONFERENCE

0- 1

0- 3

3- 0

2- 1

0- 0

0- 0

HOME

0- 0

0- 1

2- 0

1- 3

0- 0

0- 0

AWAY

0- 1

0- 2

1- 0

0- 0

0- 0

0- 0

NEUTRAL

0- 0

0- 0

0- 0

0- 0

0- 0

0- 0

CONFERENCE

0- 0

0- 0

0- 0

0- 0

0- 0

0- 0

HOME

0- 0

0- 0

0- 0

0- 0

0- 0

0- 0

AWAY

0- 0

0- 0

0- 0

0- 0

0- 0

0- 0

NEUTRAL

0- 0

0- 0

0- 0

RPI 1-25

RPI 26-50

RPI 51-100

RPI 101+

Team's RPI: 197

RPI S Opponent Score

RPI S Opponent Score

RPI S Opponent Score

RPI S Opponent Score

60 A UT Martin 91 97

105 A Oklahoma St. 60 62

116 A Texas A&M 56 97

138 H Louisiana Tech 70 80

292 H Memphis 77 66

320 H Murray St. 74 63

337 A UTEP 67 66

LAST 12 Division I GAMES:

337	A	UTEP	67	66	292	H	Memphis	77	66
320	H	Murray St.	74	63	105	A	Oklahoma St.	60	62
116	A	Texas A&M	56	97					
138	H	Louisiana Tech	70	80					
60	A	UT Martin	91	97					

Arkansas St.

Arkansas St.





























Non-Div I Games:

Arkansas St.

■ Loss,
 ■ Non-Conf, S Site,
 ■ Home
 ■ Away
 N Neutral

Average RPI Win:	314	WON-LOST	WINNING	LAST 10	STRENGTH OF	OPP. STRENGTH	TEAM	ADJ.	CONF.	ADJ CONF.
Average RPI Loss:	166	RECORD	PCT. RANK	GAMES	SCHEDULE	OF SCHEDULE	RPI	RPI	RPI	RPI
DIV. I ONLY	4- 5	188	1- 0	320	265	289	289	20	20	
DIV. I NON-CONF.	4- 5	188	1- 0	320	265	289	289	20	20	

TOTALS	RPI 1-25	RPI 26-50	W-L RECORDS	RPI 51-100	RPI 101-150	RPI 150+				
4- 5	0- 0	0- 1	OVERALL	0- 1	0- 0	4- 3				
2- 2	0- 0	0- 0	HOME	0- 1	0- 0	2- 1				
2- 3	0- 0	0- 1	AWAY	0- 0	0- 0	2- 2				
0- 0	0- 0	0- 0	NEUTRAL	0- 0	0- 0	0- 0				
4- 5	0- 0	0- 1	NON-CONFERENCE	0- 1	0- 0	4- 3				
2- 2	0- 0	0- 0	HOME	0- 1	0- 0	2- 1				
2- 3	0- 0	0- 1	AWAY	0- 0	0- 0	2- 2				
0- 0	0- 0	0- 0	NEUTRAL	0- 0	0- 0	0- 0				
0- 0	0- 0	0- 0	CONFERENCE	0- 0	0- 0	0- 0				
0- 0	0- 0	0- 0	HOME	0- 0	0- 0	0- 0				
0- 0	0- 0	0- 0	AWAY	0- 0	0- 0	0- 0				
0- 0	0- 0	0- 0	NEUTRAL	0- 0	0- 0	0- 0				

RPI S Opponent	RPI S Opponent	RPI S Opponent	RPI S Opponent	Team's RPI: 289
RPI 1-25	RPI 26-50	RPI 51-100	RPI 101+	
Score	Score	Score	Score	
40  TCU	38  63	65  St. John's (NY)	49  60	153  Air Force 60  71
				234  St. Francis Brooklyn 69 57
				278  Columbia 49  70
				296  Binghamton 47  60
				334  Wagner 61 46
				338  Fairleigh Dickinson 62 40
				348  LIU Brooklyn 57 42
LAST 12 Division I GAMES:				
296  Binghamton	47  60	334  Wagner	61 46	
153  Air Force	60  71	338  Fairleigh Dickinson	62 40	
65  St. John's (NY)	49  60	40  TCU	38  63	
278  Columbia	49  70	234  St. Francis Brooklyn	69 57	
348  LIU Brooklyn	57 42			

Non-Div I Games:

Army West Point

Average RPI	Win: 218	WON-LOST RECORD	WINNING PCT. RANK	LAST 10 GAMES	STRENGTH OF SCHEDULE	OPP. STRENGTH OF SCHEDULE	TEAM RPI	ADJ. RPI	CONF. RPI	ADJ CONF. RPI
Average RPI	Loss: 5									
DIV. I ONLY		6- 1	38	1- 0	157	118	37	37	6	6
DIV. I NON-CONF.		6- 1	38	1- 0	157	118	37	37	6	6

TOTALS	RPI 1-25		RPI 26-50	W-L RECORDS	RPI 51-100		RPI 101-150		RPI 150+	
6- 1	0- 1		0- 0	OVERALL	1- 0		0- 0		5- 0	
4- 0	0- 0		0- 0	HOME	0- 0		0- 0		4- 0	
2- 1	0- 1		0- 0	AWAY	1- 0		0- 0		1- 0	
0- 0	0- 0		0- 0	NEUTRAL	0- 0		0- 0		0- 0	
6- 1	0- 1		0- 0	NON-CONFERENCE	1- 0		0- 0		5- 0	
4- 0	0- 0		0- 0	HOME	0- 0		0- 0		4- 0	
2- 1	0- 1		0- 0	AWAY	1- 0		0- 0		1- 0	
0- 0	0- 0		0- 0	NEUTRAL	0- 0		0- 0		0- 0	
0- 0	0- 0		0- 0	CONFERENCE	0- 0		0- 0		0- 0	
0- 0	0- 0		0- 0	HOME	0- 0		0- 0		0- 0	
0- 0	0- 0		0- 0	AWAY	0- 0		0- 0		0- 0	
0- 0	0- 0		0- 0	NEUTRAL	0- 0		0- 0		0- 0	

RPI 1-25				RPI 26-50		Team's RPI: 37		RPI 51-100		RPI 101+	
RPI	S	Opponent	Score	RPI	S	Opponent	Score	RPI	S	Opponent	Score
5	A	Iowa St.	64 67					54	A	New Mexico	79 76
										166	H Oklahoma 95 79
										186	H Nicholls St. 80 59
										268	H Grambling 97 48
										301	A Saint Joseph's 81 70
										333	H Louisiana 71 59

LAST 12 Division I GAMES:											
				54	A	New Mexico	79 76	5	A	Iowa St.	64 67
								301	A	Saint Joseph's	81 70
								166	H	Oklahoma	95 79
								333	H	Louisiana	71 59
								186	H	Nicholls St.	80 59
								268	H	Grambling	97 48

Non-Div I Games: Xavier (LA) 77 58

Auburn

Average RPI Win:	327	WON-LOST	WINNING	LAST 10	STRENGTH OF	OPP. STRENGTH	TEAM	ADJ.	CONF.	ADJ CONF.
Average RPI Loss:	220	RECORD	PCT. RANK	GAMES	SCHEDULE	OF SCHEDULE	RPI	RPI	RPI	RPI
DIV. I ONLY	2- 5	255	0- 0	350	215	345	345	22	22	
DIV. I NON-CONF.	2- 5	255	0- 0	350	215	345	345	22	22	

TOTALS	RPI 1-25	RPI 26-50	W-L RECORDS	RPI 51-100	RPI 101-150	RPI 150+				
2- 5	0- 0	0- 0	OVERALL	0- 0	0- 0	2- 5				
2- 1	0- 0	0- 0	HOME	0- 0	0- 0	2- 1				
0- 4	0- 0	0- 0	AWAY	0- 0	0- 0	0- 4				
0- 0	0- 0	0- 0	NEUTRAL	0- 0	0- 0	0- 0				
2- 5	0- 0	0- 0	NON-CONFERENCE	0- 0	0- 0	2- 5				
2- 1	0- 0	0- 0	HOME	0- 0	0- 0	2- 1				
0- 4	0- 0	0- 0	AWAY	0- 0	0- 0	0- 4				
0- 0	0- 0	0- 0	NEUTRAL	0- 0	0- 0	0- 0				
0- 0	0- 0	0- 0	CONFERENCE	0- 0	0- 0	0- 0				
0- 0	0- 0	0- 0	HOME	0- 0	0- 0	0- 0				
0- 0	0- 0	0- 0	AWAY	0- 0	0- 0	0- 0				
0- 0	0- 0	0- 0	NEUTRAL	0- 0	0- 0	0- 0				

RPI 1-25				RPI 26-50				RPI 51-100				RPI 101+ Team's RPI: 345			
RPI	S	Opponent	Score	RPI	S	Opponent	Score	RPI	S	Opponent	Score	RPI	S	Opponent	Score
												157	A	Vanderbilt	70 99
												187	A	Cincinnati	48 69
												233	H	Mississippi Val.	89 95
												258	A	Illinois St.	49 61
												263	A	Western Ill.	72 77
												313	H	Lipscomb	70 58
												341	H	Northern Ky.	52 48
												341	H	Northern Ky.	52 48
LAST 12 Division I GAMES:															
				258	A	Illinois St.	49 61	187	A	Cincinnati	48 69				
				263	A	Western Ill.	72 77								
				313	H	Lipscomb	70 58								
				341	H	Northern Ky.	52 48								
				233	H	Mississippi Val.	89 95								
				157	A	Vanderbilt	70 99								

Non-Div I Games: Christian Bros. 100 62 Trevecca Nazarene 90 78

Austin Peay

Average RPI Win: 187		WON-LOST	WINNING	LAST 10	STRENGTH OF		OPP. STRENGTH	TEAM	ADJ.	CONF.	ADJ CONF.
Average RPI Loss: 108		RECORD	PCT. RANK	GAMES	SCHEDULE		OF SCHEDULE	RPI	RPI	RPI	RPI
DIV. I ONLY		6- 3	98	0- 1	166		65	93	93	7	7
DIV. I NON-CONF.		6- 3	98	0- 1	166		65	93	93	7	7

TOTALS		RPI 1-25		RPI 26-50	W-L RECORDS		RPI 51-100	RPI 101-150		RPI 150+	
6- 3		0- 1		1- 0	OVERALL		1- 0	0- 1		4- 1	
2- 1		0- 1		0- 0	HOME		0- 0	0- 0		2- 0	
2- 2		0- 0		0- 0	AWAY		1- 0	0- 1		1- 1	
2- 0		0- 0		1- 0	NEUTRAL		0- 0	0- 0		1- 0	
6- 3		0- 1		1- 0	NON-CONFERENCE		1- 0	0- 1		4- 1	
2- 1		0- 1		0- 0	HOME		0- 0	0- 0		2- 0	
2- 2		0- 0		0- 0	AWAY		1- 0	0- 1		1- 1	
2- 0		0- 0		1- 0	NEUTRAL		0- 0	0- 0		1- 0	
0- 0		0- 0		0- 0	CONFERENCE		0- 0	0- 0		0- 0	
0- 0		0- 0		0- 0	HOME		0- 0	0- 0		0- 0	
0- 0		0- 0		0- 0	AWAY		0- 0	0- 0		0- 0	
0- 0		0- 0		0- 0	NEUTRAL		0- 0	0- 0		0- 0	

RPI	S	Opponent	Score	RPI	S	Opponent	Score	RPI	S	Opponent	Score	RPI	S	Opponent	Score
3	H	Cal i forni a	52 70	40	N	TCU	61 58	74	A	Utah St.	62 57	101	A	Utah	67 78
												173	H	UC Ri versi de	72 70
												221	A	Southern Utah	64 67
												271	A	Utah Valley	77 51
												279	H	Eastern Wash.	80 65
												284	N	Cal i forni a Bapti st	76 69

LAST 12 Di vi si on I GAMES:															
74	A	Utah St.	62 57	101	A	Utah	67 78	271	A	Utah Valley	77 51	221	A	Southern Utah	64 67
279	H	Eastern Wash.	80 65	284	N	Cal i forni a Bapti st	76 69	40	N	TCU	61 58				
3	H	Cal i forni a	52 70												
173	H	UC Ri versi de	72 70												

Non-Di v I Games:

BYU

Average RPI Win:	232	WON-LOST	WINNING	LAST 10	STRENGTH OF	OPP. STRENGTH	TEAM	ADJ.	CONF.	ADJ CONF.
Average RPI Loss:	121	RECORD	PCT. RANK	GAMES	SCHEDULE	OF SCHEDULE	RPI	RPI	RPI	RPI
DIV. I ONLY	2- 7	282	0- 1	243	61	299	299	11	11	
DIV. I NON-CONF.	2- 7	282	0- 1	243	61	299	299	11	11	

TOTALS	RPI 1-25	RPI 26-50	W-L RECORDS	RPI 51-100	RPI 101-150	RPI 150+				
2- 7	0- 0	0- 1	OVERALL	0- 3	0- 1	2- 2				
2- 2	0- 0	0- 0	HOME	0- 1	0- 0	2- 1				
0- 2	0- 0	0- 0	AWAY	0- 1	0- 0	0- 1				
0- 3	0- 0	0- 1	NEUTRAL	0- 1	0- 1	0- 0				
2- 7	0- 0	0- 1	NON-CONFERENCE	0- 3	0- 1	2- 2				
2- 2	0- 0	0- 0	HOME	0- 1	0- 0	2- 1				
0- 2	0- 0	0- 0	AWAY	0- 1	0- 0	0- 1				
0- 3	0- 0	0- 1	NEUTRAL	0- 1	0- 1	0- 0				
0- 0	0- 0	0- 0	CONFERENCE	0- 0	0- 0	0- 0				
0- 0	0- 0	0- 0	HOME	0- 0	0- 0	0- 0				
0- 0	0- 0	0- 0	AWAY	0- 0	0- 0	0- 0				
0- 0	0- 0	0- 0	NEUTRAL	0- 0	0- 0	0- 0				

RPI 1-25				RPI 26-50				RPI 51-100				RPI 101+ Team's RPI: 299			
RPI	S	Opponent	Score	RPI	S	Opponent	Score	RPI	S	Opponent	Score	RPI	S	Opponent	Score
				45	N	Duke	62 79	67	A	Butler	47 64	149	N	Fordham	70 78
								75	N	Quinnipiac	66 69	157	H	Vanderbilt	43 60
								78	H	Purdue	38 80	187	H	Cincinnati	75 63
												274	A	Missouri St.	54 74
												277	H	Cleveland St.	67 62
LAST 12 Division I GAMES:															
				75	N	Quinnipiac	66 69	157	H	Vanderbilt	43 60				
				45	N	Duke	62 79	67	A	Butler	47 64				
				78	H	Purdue	38 80	187	H	Cincinnati	75 63				
								149	N	Fordham	70 78				
								274	A	Missouri St.	54 74				
								277	H	Cleveland St.	67 62				

Non-Div I Games:

Ball St.

Average RPI Win: 117
Average RPI Loss: 0

WON-LOST
RECORD

WINNING
PCT. RANK

LAST 10
GAMES

STRENGTH OF
SCHEDULE

OPP. STRENGTH
OF SCHEDULE

TEAM
RPI

ADJ.
RPI

CONF.
RPI

ADJ CONF.
RPI

DIV. I ONLY	7- 0	1	1- 0	195	1	15	15	5	5
DIV. I NON-CONF.	7- 0	1	1- 0	195	1	15	15	5	5

TOTALS	RPI 1-25	RPI 26-50	W-L RECORDS	RPI 51-100	RPI 101-150	RPI 150+			
7- 0	1- 0	1- 0	OVERALL	2- 0	0- 0	3- 0			
3- 0	0- 0	0- 0	HOME	1- 0	0- 0	2- 0			
2- 0	0- 0	1- 0	AWAY	1- 0	0- 0	0- 0			
2- 0	1- 0	0- 0	NEUTRAL	0- 0	0- 0	1- 0			
7- 0	1- 0	1- 0	NON-CONFERENCE	2- 0	0- 0	3- 0			
3- 0	0- 0	0- 0	HOME	1- 0	0- 0	2- 0			
2- 0	0- 0	1- 0	AWAY	1- 0	0- 0	0- 0			
2- 0	1- 0	0- 0	NEUTRAL	0- 0	0- 0	1- 0			
0- 0	0- 0	0- 0	CONFERENCE	0- 0	0- 0	0- 0			
0- 0	0- 0	0- 0	HOME	0- 0	0- 0	0- 0			
0- 0	0- 0	0- 0	AWAY	0- 0	0- 0	0- 0			
0- 0	0- 0	0- 0	NEUTRAL	0- 0	0- 0	0- 0			

RPI 1-25 Team's RPI: 15				RPI 26-50				RPI 51-100				RPI 101+			
RPI	S	Opponent	Score	RPI	S	Opponent	Score	RPI	S	Opponent	Score	RPI	S	Opponent	Score
6	N	South Dakota St.	72 66	42	A	Arizona St.	65 59	68	H	Southern U.	94 49	172	N	Georgetown	67 46
								98	A	South Carolina	94 69	186	H	Nicholls St.	100 39
												248	H	Saint Francis (PA)	116 58
LAST 12 Division I GAMES:															
				98	A	South Carolina	94 69	248	H	Saint Francis (PA)	116 58				
				172	N	Georgetown	67 46	186	H	Nicholls St.	100 39				
				6	N	South Dakota St.	72 66								
				68	H	Southern U.	94 49								
				42	A	Arizona St.	65 59								

Baylor

Baylor

Non-Div I Games:

Baylor

Average RPI	Win:	187	WON-LOST	WINNING	LAST 10	STRENGTH OF	OPP. STRENGTH	TEAM	ADJ.	CONF.	ADJ CONF.
Average RPI	Loss:	44	RECORD	PCT. RANK	GAMES	SCHEDULE	OF SCHEDULE	RPI	RPI	RPI	RPI
DIV. I ONLY		5- 3		115	1- 0	55	152	50	50	22	22
DIV. I NON-CONF.		5- 3		115	1- 0	55	152	50	50	22	22
<hr/>											
TOTALS	RPI 1-25		RPI 26-50		W-L RECORDS	RPI 51-100		RPI 101-150		RPI 150+	
5- 3	0- 1		0- 1		OVERALL	2- 1		1- 0		2- 0	
2- 1	0- 0		0- 0		HOME	1- 1		0- 0		1- 0	
3- 2	0- 1		0- 1		AWAY	1- 0		1- 0		1- 0	
0- 0	0- 0		0- 0		NEUTRAL	0- 0		0- 0		0- 0	
5- 3	0- 1		0- 1		NON-CONFERENCE	2- 1		1- 0		2- 0	
2- 1	0- 0		0- 0		HOME	1- 1		0- 0		1- 0	
3- 2	0- 1		0- 1		AWAY	1- 0		1- 0		1- 0	
0- 0	0- 0		0- 0		NEUTRAL	0- 0		0- 0		0- 0	
0- 0	0- 0		0- 0		CONFERENCE	0- 0		0- 0		0- 0	
0- 0	0- 0		0- 0		HOME	0- 0		0- 0		0- 0	
0- 0	0- 0		0- 0		AWAY	0- 0		0- 0		0- 0	
0- 0	0- 0		0- 0		NEUTRAL	0- 0		0- 0		0- 0	

RPI 1-25				RPI 26-50				Team's RPI: 50				RPI 51-100				RPI 101+			
RPI	S	Opponent	Score	RPI	S	Opponent	Score	RPI	S	Opponent	Score	RPI	S	Opponent	Score	RPI	S	Opponent	Score
4	A	NC State	62 77	48	A	Clemson	62 65	76	A	Middle Tenn.	45 38	112	A	Wright St.	79 63				
								79	H	Toledo	69 78	313	H	Lipscomb	83 43				
								94	H	Tulsa	78 53	341	A	Northern Ky.	71 53				
LAST 12 Division I GAMES:																			
76	A	Middle Tenn.	45 38	313	H	Lipscomb	83 43												
112	A	Wright St.	79 63	48	A	Clemson	62 65												
94	H	Tulsa	78 53	79	H	Toledo	69 78												
4	A	NC State	62 77	341	A	Northern Ky.	71 53												

Non-Div I Games:

Belmont

Average RPI	Win:	288	WON-LOST	WINNING	LAST 10	STRENGTH OF	OPP. STRENGTH	TEAM	ADJ.	CONF.	ADJ CONF.
Average RPI	Loss:	169	RECORD	PCT. RANK	GAMES	SCHEDULE	OF SCHEDULE	RPI	RPI	RPI	RPI
DIV. I ONLY		3- 3		160	0- 1	335	154	256	256	32	32
DIV. I NON-CONF.		3- 3		160	0- 1	335	154	256	256	32	32
<hr/>											
TOTALS	RPI 1-25		RPI 26-50		W-L RECORDS	RPI 51-100		RPI 101-150		RPI 150+	
3- 3	0- 0		0- 0		OVERALL	0- 1		0- 0		3- 2	
2- 0	0- 0		0- 0		HOME	0- 0		0- 0		2- 0	
1- 3	0- 0		0- 0		AWAY	0- 1		0- 0		1- 2	
0- 0	0- 0		0- 0		NEUTRAL	0- 0		0- 0		0- 0	
3- 3	0- 0		0- 0		NON-CONFERENCE	0- 1		0- 0		3- 2	
2- 0	0- 0		0- 0		HOME	0- 0		0- 0		2- 0	
1- 3	0- 0		0- 0		AWAY	0- 1		0- 0		1- 2	
0- 0	0- 0		0- 0		NEUTRAL	0- 0		0- 0		0- 0	
0- 0	0- 0		0- 0		CONFERENCE	0- 0		0- 0		0- 0	
0- 0	0- 0		0- 0		HOME	0- 0		0- 0		0- 0	
0- 0	0- 0		0- 0		AWAY	0- 0		0- 0		0- 0	
0- 0	0- 0		0- 0		NEUTRAL	0- 0		0- 0		0- 0	

RPI 1-25				RPI 26-50				RPI 51-100				RPI 101+ Team's RPI: 256					
RPI	S	Opponent	Score	RPI	S	Opponent	Score	RPI	S	Opponent	Score	RPI	S	Opponent	Score		
								90	A	South Fla.	39	88	158	A	Flori da	53	64
												252	A	Jacksonvi lle	58	56	
												260	A	Ga. Southern	76	77	
												295	H	Li berty	81	76	
												316	H	FIU	68	57	
LAST 12 Division I GAMES:																	
				158	A	Flori da	53	64	260	A	Ga. Southern	76	77				
				252	A	Jacksonvi lle	58	56	316	H	FIU	68	57				
									90	A	South Fla.	39	88				
									295	H	Li berty	81	76				

Non-Div I Games: Edward Waters 73 46

Bethune-Cookman

Average RPI Win: 292 WON-LOST RECORD WINNING PCT. RANK LAST 10 GAMES STRENGTH OF SCHEDULE OPP. STRENGTH OF SCHEDULE TEAM RPI ADJ. RPI CONF. RPI ADJ CONF. RPI

DIV. I ONLY	3- 5	217	0- 1	222	340	296	296	24	24
DIV. I NON-CONF.	3- 5	217	0- 1	222	340	296	296	24	24
TOTALS	RPI 1-25	RPI 26-50	W-L RECORDS	RPI 51-100	RPI 101-150	RPI 150+			
3- 5	0- 0	0- 0	OVERALL	0- 1	0- 1	3- 3			
3- 2	0- 0	0- 0	HOME	0- 0	0- 1	3- 1			
0- 3	0- 0	0- 0	AWAY	0- 1	0- 0	0- 2			
0- 0	0- 0	0- 0	NEUTRAL	0- 0	0- 0	0- 0			
3- 5	0- 0	0- 0	NON-CONFERENCE	0- 1	0- 1	3- 3			
3- 2	0- 0	0- 0	HOME	0- 0	0- 1	3- 1			
0- 3	0- 0	0- 0	AWAY	0- 1	0- 0	0- 2			
0- 0	0- 0	0- 0	NEUTRAL	0- 0	0- 0	0- 0			
0- 0	0- 0	0- 0	CONFERENCE	0- 0	0- 0	0- 0			
0- 0	0- 0	0- 0	HOME	0- 0	0- 0	0- 0			
0- 0	0- 0	0- 0	AWAY	0- 0	0- 0	0- 0			
0- 0	0- 0	0- 0	NEUTRAL	0- 0	0- 0	0- 0			

RPI 1-25				RPI 26-50				RPI 51-100				RPI 101+				Team's RPI: 296	
RPI	S	Opponent	Score	RPI	S	Opponent	Score	RPI	S	Opponent	Score	RPI	S	Opponent	Score		
								81	A	Ohio	49	86	147	H	Lehigh	55	65
												236	H	Rider	57	62	
												249	H	Cornell	72	61	
												289	H	Army West Point	60	47	
												306	A	Niagara	72	79	
												311	A	Lafayette	50	59	
												338	H	Fairleigh Dickinson	73	54	
LAST 12 Division I GAMES:																	
				338	H	Fairleigh Dickinson	73	54	236	H	Rider	57	62				
				289	H	Army West Point	60	47	306	A	Niagara	72	79				
				147	H	Lehigh	55	65									
				81	A	Ohio	49	86									
				311	A	Lafayette	50	59									
				249	H	Cornell	72	61									

Non-Div I Games: Charleston (WV) 69 62 Caldwell 73 54

Binghamton

Average RPI Win: 181

Average RPI Loss: 111

WON-LOST
RECORDWINNING
PCT. RANKLAST 10
GAMESSTRENGTH OF
SCHEDULEOPP. STRENGTH
OF SCHEDULETEAM
RPIADJ.
RPICONF.
RPIADJ CONF.
RPIDIV. I ONLY
DIV. I NON-CONF.4- 2
4- 298
981- 0
1- 0158
15885
85121
121121
1219
99
9

TOTALS

RPI 1-25

RPI 26-50

W-L RECORDS

RPI 51-100

RPI 101-150

RPI 150+

4- 2

0- 1

0- 0

OVERALL

0- 0

2- 0

2- 1

2- 1

0- 1

0- 0

HOME

0- 0

1- 0

1- 0

0- 1

0- 0

0- 0

AWAY

0- 0

0- 0

0- 1

2- 0

0- 0

0- 0

NEUTRAL

0- 0

1- 0

1- 0

4- 2

0- 1

0- 0

NON-CONFERENCE

0- 0

2- 0

2- 1

2- 1

0- 1

0- 0

HOME

0- 0

1- 0

1- 0

0- 1

0- 0

0- 0

AWAY

0- 0

0- 0

0- 1

2- 0

0- 0

0- 0

NEUTRAL

0- 0

1- 0

1- 0

0- 0

0- 0

0- 0

CONFERENCE

0- 0

0- 0

0- 0

0- 0

0- 0

0- 0

HOME

0- 0

0- 0

0- 0

0- 0

0- 0

0- 0

AWAY

0- 0

0- 0

0- 0

0- 0

0- 0

0- 0

NEUTRAL

0- 0

0- 0

0- 0

RPI 1-25

RPI 26-50

RPI 51-100

RPI 101+

Team's RPI: 121

RPI	S	Opponent	Score
8	H	Louisville	55 74

RPI	S	Opponent	Score
-----	---	----------	-------

RPI	S	Opponent	Score
-----	---	----------	-------

RPI	S	Opponent	Score
103	N	UNI	61 60
140	H	CSUN	74 63
202	N	Idaho	91 85
213	A	Washington St.	71 95
279	H	Eastern Wash.	67 55

LAST 12 Division I GAMES:

279	H	Eastern Wash.	67	55
213	A	Washington St.	71	95
103	N	UNI	61	60
202	N	Idaho	91	85
8	H	Louisville	55	74
140	H	CSUN	74	63

Non-Div I Games: Southern Ore. 91 46 Northwest Chrst. 93 26

Boi se St.

Loss,
 Non-Conf, S Site,
 H Home
A Away
 N Neutral

Boston College				Through Games Of Dec. 8, 2018							
Average RPI	Win:	218	WON-LOST	WINNING	LAST 10	STRENGTH OF	OPP. STRENGTH	TEAM	ADJ.	CONF.	ADJ. CONF.
Loss:	119	RECORD	PCT. RANK	GAMES	SCHEDULE	OF SCHEDULE	RPI	RPI	RPI	RPI	RPI
DIV. I ONLY		8- 1	21	1- 0	248	176	102	102	1	1	
DIV. I NON-CONF.		8- 1	21	1- 0	248	176	102	102	1	1	

TOTALS	RPI 1-25		RPI 26-50		W-L RECORDS		RPI 51-100		RPI 101-150		RPI 150+
8- 1	0- 0		0- 0		OVERALL		1- 0		2- 1		5- 0
4- 1	0- 0		0- 0		HOME		0- 0		1- 1		3- 0
2- 0	0- 0		0- 0		AWAY		1- 0		1- 0		0- 0
2- 0	0- 0		0- 0		NEUTRAL		0- 0		0- 0		2- 0
8- 1	0- 0		0- 0		NON-CONFERENCE		1- 0		2- 1		5- 0
4- 1	0- 0		0- 0		HOME		0- 0		1- 1		3- 0
2- 0	0- 0		0- 0		AWAY		1- 0		1- 0		0- 0
2- 0	0- 0		0- 0		NEUTRAL		0- 0		0- 0		2- 0
0- 0	0- 0		0- 0		CONFERENCE		0- 0		0- 0		0- 0
0- 0	0- 0		0- 0		HOME		0- 0		0- 0		0- 0
0- 0	0- 0		0- 0		AWAY		0- 0		0- 0		0- 0
0- 0	0- 0		0- 0		NEUTRAL		0- 0		0- 0		0- 0

RPI 1-25				RPI 26-50				RPI 51-100				RPI 101+ Team's RPI: 102			
RPI	S	Opponent	Score	RPI	S	Opponent	Score	RPI	S	Opponent	Score	RPI	S	Opponent	Score
								81	A	Rhode Island	88 64	119	H	Providence	57 61
												132	A	Houston	64 57
												148	H	Holy Cross	89 63
												236	N	Rider	112 61
												262	H	Bryant	83 46
												275	H	Saint Peter's	89 57
												278	H	Columbia	74 60
												330	N	Loyola Maryland	73 47
LAST 12 Division I GAMES:															
				236	N	Rider	112 61	148	H	Holy Cross	89 63				
				262	H	Bryant	83 46	275	H	Saint Peter's	89 57				
				278	H	Columbia	74 60	81	A	Rhode Island	88 64				
				119	H	Providence	57 61								
				330	N	Loyola Maryland	73 47								
				132	A	Houston	64 57								

Non-Div I Games:

Boston College

Average RPI Win: 248		WON-LOST	WINNING	LAST 10	STRENGTH OF	OPP. STRENGTH	TEAM	ADJ.	CONF.	ADJ CONF.
Average RPI Loss: 128		RECORD	PCT. RANK	GAMES	SCHEDULE	OF SCHEDULE	RPI	RPI	RPI	RPI
DIV. I ONLY		4- 3	131	0- 1	188	240	171	171	20	20
DIV. I NON-CONF.		4- 3	131	0- 1	188	240	171	171	20	20

TOTALS		RPI 1-25	RPI 26-50	W-L RECORDS		RPI 51-100	RPI 101-150	RPI 150+		
4- 3	0- 0		0- 1	OVERALL		0- 0	0- 1	4- 1		
4- 0	0- 0		0- 0	HOME		0- 0	0- 0	4- 0		
0- 3	0- 0		0- 1	AWAY		0- 0	0- 1	0- 1		
0- 0	0- 0		0- 0	NEUTRAL		0- 0	0- 0	0- 0		
4- 3	0- 0		0- 1	NON-CONFERENCE		0- 0	0- 1	4- 1		
4- 0	0- 0		0- 0	HOME		0- 0	0- 0	4- 0		
0- 3	0- 0		0- 1	AWAY		0- 0	0- 1	0- 1		
0- 0	0- 0		0- 0	NEUTRAL		0- 0	0- 0	0- 0		
0- 0	0- 0		0- 0	CONFERENCE		0- 0	0- 0	0- 0		
0- 0	0- 0		0- 0	HOME		0- 0	0- 0	0- 0		
0- 0	0- 0		0- 0	AWAY		0- 0	0- 0	0- 0		
0- 0	0- 0		0- 0	NEUTRAL		0- 0	0- 0	0- 0		

RPI	S	Opponent	Score	RPI	S	Opponent	Score	RPI	S	Opponent	Score	RPI	S	Opponent	Score
				34	A	Northeastern	51 81					111	A	Marist	57 68
												208	H	Delaware	72 61
												226	H	Brown	72 51
												239	A	Dartmouth	44 64
												262	H	Bryant	67 65
												297	H	New Hampshire	60 39

Team's RPI: 171															
LAST 12 Division I GAMES:															
				262	H	Bryant	67 65					239	A	Dartmouth	44 64
				111	A	Marist	57 68					208	H	Delaware	72 61
				226	H	Brown	72 51					297	H	New Hampshire	60 39
				34	A	Northeastern	51 81								

Non-Div I Games:

Boston U.

Average RPI Win:	275	WON-LOST	WINNING	LAST 10	STRENGTH OF	OPP. STRENGTH	TEAM	ADJ.	CONF.	ADJ CONF.
Average RPI Loss:	116	RECORD	PCT. RANK	GAMES	SCHEDULE	OF SCHEDULE	RPI	RPI	RPI	RPI
DIV. I ONLY	4- 4	160	1- 0	91	307	144	144	11	11	
DIV. I NON-CONF.	4- 4	160	1- 0	91	307	144	144	11	11	

TOTALS	RPI 1-25	RPI 26-50	W-L RECORDS	RPI 51-100	RPI 101-150	RPI 150+				
4- 4	0- 0	0- 1	OVERALL	0- 1	0- 0	4- 2				
3- 0	0- 0	0- 0	HOME	0- 0	0- 0	3- 0				
1- 3	0- 0	0- 1	AWAY	0- 1	0- 0	1- 1				
0- 1	0- 0	0- 0	NEUTRAL	0- 0	0- 0	0- 1				
4- 4	0- 0	0- 1	NON-CONFERENCE	0- 1	0- 0	4- 2				
3- 0	0- 0	0- 0	HOME	0- 0	0- 0	3- 0				
1- 3	0- 0	0- 1	AWAY	0- 1	0- 0	1- 1				
0- 1	0- 0	0- 0	NEUTRAL	0- 0	0- 0	0- 1				
0- 0	0- 0	0- 0	CONFERENCE	0- 0	0- 0	0- 0				
0- 0	0- 0	0- 0	HOME	0- 0	0- 0	0- 0				
0- 0	0- 0	0- 0	AWAY	0- 0	0- 0	0- 0				
0- 0	0- 0	0- 0	NEUTRAL	0- 0	0- 0	0- 0				

RPI 1-25				RPI 26-50				RPI 51-100				RPI 101+ Team's RPI: 144			
RPI	S	Opponent	Score	RPI	S	Opponent	Score	RPI	S	Opponent	Score	RPI	S	Opponent	Score
				31	A	Xavier	49 65					156	N	Mercer	63 76
								64	A	Michigan St.	69 99	177	H	Loyola Chicago	88 74
												212	A	Coastal Caro.	80 81
												294	H	Robert Morris	61 60
												307	H	Marshall	99 76
												323	A	Canisius	74 53
LAST 12 Division I GAMES:															
				323	A	Canisius	74 53	156	N	Mercer	63 76				
				31	A	Xavier	49 65	212	A	Coastal Caro.	80 81				
								177	H	Loyola Chicago	88 74				
								294	H	Robert Morris	61 60				
								307	H	Marshall	99 76				
								64	A	Michigan St.	69 99				

Non-Div I Games:

Bowling Green

Average RPI Win: 230

Average RPI Loss: 0

WON-LOST
RECORDWINNING
PCT. RANKLAST 10
GAMESSTRENGTH OF
SCHEDULEOPP. STRENGTH
OF SCHEDULETEAM
RPIADJ.
RPICONF.
RPIADJ CONF.
RPIDIV. I ONLY
DIV. I NON-CONF.6- 0
6- 01
11- 0
1- 0337
33774
74110
110110
11015
1515
15

TOTALS

RPI 1-25

RPI 26-50

W-L RECORDS

RPI 51-100

RPI 101-150

RPI 150+

6- 0
4- 0
1- 0
1- 00- 0
0- 0
0- 0
0- 00- 0
0- 0
0- 0
0- 0OVERALL
HOME
AWAY
NEUTRAL0- 0
0- 0
0- 0
0- 00- 0
0- 0
0- 0
0- 06- 0
4- 0
1- 0
1- 06- 0
4- 0
1- 0
1- 00- 0
0- 0
0- 0
0- 00- 0
0- 0
0- 0
0- 0NON-CONFERENCE
HOME
AWAY
NEUTRAL0- 0
0- 0
0- 0
0- 00- 0
0- 0
0- 0
0- 06- 0
4- 0
1- 0
1- 00- 0
0- 0
0- 0
0- 00- 0
0- 0
0- 0
0- 00- 0
0- 0
0- 0
0- 0CONFERENCE
HOME
AWAY
NEUTRAL0- 0
0- 0
0- 0
0- 00- 0
0- 0
0- 0
0- 00- 0
0- 0
0- 0
0- 0

RPI 1-25

RPI 26-50

RPI 51-100

RPI 101+

Team's RPI: 110

RPI S Opponent Score

RPI S Opponent Score

RPI S Opponent Score

RPI S Opponent Score

203	H	Southeast Mo. St.	85	79
208	N	Delaware	59	47
224	H	Oakland	73	64
230	H	Eastern Ill.	67	64
250	A	Fla. Atlantic	80	59
263	H	Western Ill.	82	68

LAST 12 Division I GAMES:

250	A	Fla. Atlantic	80	59
263	H	Western Ill.	82	68
224	H	Oakland	73	64
230	H	Eastern Ill.	67	64
208	N	Delaware	59	47
203	H	Southeast Mo. St.	85	79

Non-Div I Games:

Rockhurst

83 40

Bradley

Average RPI Win: 244		WON-LOST	WINNING	LAST 10	STRENGTH OF	OPP. STRENGTH	TEAM	ADJ.	CONF.	ADJ CONF.
Average RPI Loss: 138		RECORD	PCT. RANK	GAMES	SCHEDULE	OF SCHEDULE	RPI	RPI	RPI	RPI
DIV. I ONLY		5- 6	187	0- 1	241	166	226	226	17	17
DIV. I NON-CONF.		5- 6	187	0- 1	241	166	226	226	17	17

TOTALS		RPI 1-25	RPI 26-50	W-L RECORDS		RPI 51-100	RPI 101-150	RPI 150+		
5- 6	0- 0		0- 0	OVERALL		0- 3	1- 0	4- 3		
3- 2	0- 0		0- 0	HOME		0- 1	0- 0	3- 1		
1- 4	0- 0		0- 0	AWAY		0- 2	1- 0	0- 2		
1- 0	0- 0		0- 0	NEUTRAL		0- 0	0- 0	1- 0		
5- 6	0- 0		0- 0	NON-CONFERENCE		0- 3	1- 0	4- 3		
3- 2	0- 0		0- 0	HOME		0- 1	0- 0	3- 1		
1- 4	0- 0		0- 0	AWAY		0- 2	1- 0	0- 2		
1- 0	0- 0		0- 0	NEUTRAL		0- 0	0- 0	1- 0		
0- 0	0- 0		0- 0	CONFERENCE		0- 0	0- 0	0- 0		
0- 0	0- 0		0- 0	HOME		0- 0	0- 0	0- 0		
0- 0	0- 0		0- 0	AWAY		0- 0	0- 0	0- 0		
0- 0	0- 0		0- 0	NEUTRAL		0- 0	0- 0	0- 0		

RPI 1-25				RPI 26-50				RPI 51-100				RPI 101+ Team's RPI: 226			
RPI	S	Opponent	Score	RPI	S	Opponent	Score	RPI	S	Opponent	Score	RPI	S	Opponent	Score
								53	A	Maine	96 102	148	A	Holy Cross	89 85
								56	H	Bucknell	78 91	171	A	Boston U.	51 72
								81	A	Rhode Island	67 72	205	H	Massachusetts	61 90
												247	H	Fairfield	68 49
												262	A	Bryant	57 75
												262	N	Bryant	84 68
												265	H	Central Conn. St.	68 63
												297	H	New Hampshire	76 70

LAST 12 Division I GAMES:															
148	A	Holy Cross	89 85	81	A	Rhode Island	67 72	53	A	Maine	96 102	262	N	Bryant	84 68
297	H	New Hampshire	76 70	56	H	Bucknell	78 91	205	H	Massachusetts	61 90	247	H	Fairfield	68 49
171	A	Boston U.	51 72	262	N	Bryant	84 68								
262	A	Bryant	57 75												
265	H	Central Conn. St.	68 63												

Non-Div I Games: Johnson & Wales (RI) 78 46

Brown

Average RPI	Win:	265	WON-LOST	WINNING	LAST 10	STRENGTH OF	OPP. STRENGTH	TEAM	ADJ.	CONF.	ADJ CONF.
Average RPI	Loss:	169	RECORD	PCT. RANK	GAMES	SCHEDULE	OF SCHEDULE	RPI	RPI	RPI	RPI
DIV. I ONLY		2- 7		282	0- 1	160	250	262	262	31	31
DIV. I NON-CONF.		2- 7		282	0- 1	160	250	262	262	31	31
<hr/>											
TOTALS	RPI 1-25		RPI 26-50		W-L RECORDS	RPI 51-100		RPI 101-150		RPI 150+	
2- 7	0- 0		0- 0		OVERALL	0- 1		0- 2		2- 4	
1- 1	0- 0		0- 0		HOME	0- 1		0- 0		1- 0	
1- 4	0- 0		0- 0		AWAY	0- 0		0- 1		1- 3	
0- 2	0- 0		0- 0		NEUTRAL	0- 0		0- 1		0- 1	
2- 7	0- 0		0- 0		NON-CONFERENCE	0- 1		0- 2		2- 4	
1- 1	0- 0		0- 0		HOME	0- 1		0- 0		1- 0	
1- 4	0- 0		0- 0		AWAY	0- 0		0- 1		1- 3	
0- 2	0- 0		0- 0		NEUTRAL	0- 0		0- 1		0- 1	
0- 0	0- 0		0- 0		CONFERENCE	0- 0		0- 0		0- 0	
0- 0	0- 0		0- 0		HOME	0- 0		0- 0		0- 0	
0- 0	0- 0		0- 0		AWAY	0- 0		0- 0		0- 0	
0- 0	0- 0		0- 0		NEUTRAL	0- 0		0- 0		0- 0	

RPI 1-25				RPI 26-50				RPI 51-100				RPI 101+ Team's RPI: 262			
RPI	S	Opponent	Score	RPI	S	Opponent	Score	RPI	S	Opponent	Score	RPI	S	Opponent	Score
								53	H	Maine	57 74	102	A	Boston College	46 83
												119	N	Providence	64 72
												171	A	Boston U.	65 67
												214	A	West Virginia	48 94
												226	H	Brown	75 57
												226	N	Brown	68 84
												297	A	New Hampshire	74 79
												304	A	UMass Lowell	58 57
<hr/>															
LAST 12 Division I GAMES:															
119	N	Providence	64 72	102	A	Boston College	46 83	226	N	Brown	68 84	297	A	New Hampshire	74 79
226	H	Brown	75 57	171	A	Boston U.	65 67	214	A	West Virginia	48 94	53	H	Maine	57 74
304	A	UMass Lowell	58 57												

Non-Div I Games:

Bryant

Average RPI	Win:	202	WON-LOST	WINNING	LAST 10	STRENGTH OF	OPP. STRENGTH	TEAM	ADJ.	CONF.	ADJ CONF.
Average RPI	Loss:	84	RECORD	PCT. RANK	GAMES	SCHEDULE	OF SCHEDULE	RPI	RPI	RPI	RPI
DIV. I ONLY		7- 2		50	1- 0	191	86	56	56	20	20
DIV. I NON-CONF.		7- 2		50	1- 0	191	86	56	56	20	20

TOTALS	RPI 1-25		RPI 26-50		W-L RECORDS	RPI 51-100		RPI 101-150		RPI 150+	
7- 2	0- 1		0- 0		OVERALL	1- 0		0- 0		6- 1	
2- 0	0- 0		0- 0		HOME	1- 0		0- 0		1- 0	
3- 2	0- 1		0- 0		AWAY	0- 0		0- 0		3- 1	
2- 0	0- 0		0- 0		NEUTRAL	0- 0		0- 0		2- 0	
7- 2	0- 1		0- 0		NON-CONFERENCE	1- 0		0- 0		6- 1	
2- 0	0- 0		0- 0		HOME	1- 0		0- 0		1- 0	
3- 2	0- 1		0- 0		AWAY	0- 0		0- 0		3- 1	
2- 0	0- 0		0- 0		NEUTRAL	0- 0		0- 0		2- 0	
0- 0	0- 0		0- 0		CONFERENCE	0- 0		0- 0		0- 0	
0- 0	0- 0		0- 0		HOME	0- 0		0- 0		0- 0	
0- 0	0- 0		0- 0		AWAY	0- 0		0- 0		0- 0	
0- 0	0- 0		0- 0		NEUTRAL	0- 0		0- 0		0- 0	

RPI 1-25				RPI 26-50				RPI 51-100 Team's RPI: 56				RPI 101+			
RPI	S	Opponent	Score	RPI	S	Opponent	Score	RPI	S	Opponent	Score	RPI	S	Opponent	Score
12	A	Syracuse	56 70					75	H	Quinnipiac	75 58	155	A	Drexel	42 64
												164	A	Monmouth	70 32
												205	N	Massachusetts	77 58
												226	A	Brown	91 78
												232	A	St. Bonaventure	77 46
												247	N	Fairfield	77 54
												266	H	Lona	81 43

LAST 12 Division I GAMES:															
266	H	Lona	81 43	205	N	Massachusetts	77 58	12	A	Syracuse	56 70				
232	A	St. Bonaventure	77 46	155	A	Drexel	42 64	75	H	Quinnipiac	75 58				
226	A	Brown	91 78	164	A	Monmouth	70 32								
247	N	Fairfield	77 54												

Non-Div I Games:

Bucknell I

Average RPI Win: 233

Average RPI Loss: 46

WON-LOST
RECORDWINNING
PCT. RANKLAST 10
GAMESSTRENGTH OF
SCHEDULEOPP. STRENGTH
OF SCHEDULETEAM
RPIADJ.
RPICONF.
RPIADJ CONF.
RPIDIV. I ONLY
DIV. I NON-CONF.6- 2
6- 263
630- 1
0- 1280
28071
7199
9999
9911
1111
11

TOTALS

RPI 1-25

RPI 26-50

W-L RECORDS

RPI 51-100

RPI 101-150

RPI 150+

6- 2 1- 1
1- 0 0- 0
3- 2 0- 1
2- 0 1- 00- 0
0- 0
0- 0
0- 0OVERALL
HOME
AWAY
NEUTRAL0- 1
0- 0
0- 1
0- 00- 0
0- 0
0- 0
0- 05- 0
1- 0
3- 0
1- 06- 2 1- 1
1- 0 0- 0
3- 2 0- 1
2- 0 1- 00- 0
0- 0
0- 0
0- 0NON-CONFERENCE
HOME
AWAY
NEUTRAL0- 1
0- 0
0- 1
0- 00- 0
0- 0
0- 0
0- 05- 0
1- 0
3- 0
1- 00- 0 0- 0
0- 0 0- 0
0- 0 0- 0
0- 0 0- 00- 0
0- 0
0- 0
0- 0CONFERENCE
HOME
AWAY
NEUTRAL0- 0
0- 0
0- 0
0- 00- 0
0- 0
0- 0
0- 00- 0
0- 0
0- 0
0- 0

RPI 1-25

RPI 26-50

RPI 51-100

Team's RPI: 99

RPI 101+

RPI	S	Opponent	Score
6	N	South Dakota St.	61 55
7	A	Oregon	82 102

RPI	S	Opponent	Score
-----	---	----------	-------

RPI	S	Opponent	Score
85	A	Dayton	59 72

RPI	S	Opponent	Score
172	N	Georgetown	73 64
265	A	Central Conn. St.	82 69
306	H	Niagara	88 61
323	A	Canisius	84 66
328	A	UMES	69 63

LAST 12 Division I GAMES:

323	A	Canisius	84 66
265	A	Central Conn. St.	82 69
6	N	South Dakota St.	61 55
172	N	Georgetown	73 64
7	A	Oregon	82 102
306	H	Niagara	88 61

85	A	Dayton	59 72
328	A	UMES	69 63

Buffalo

Buffalo

Non-Div I Games:

Buffalo

Loss,
 Non-Conf, S Site, H Home
A Away
 N Neutral

Average RPI	Win:	270	WON-LOST	WINNING	LAST 10	STRENGTH OF	OPP. STRENGTH	TEAM	ADJ.	CONF.	ADJ CONF.
Average RPI	Loss:	11	RECORD	PCT. RANK	GAMES	SCHEDULE	OF SCHEDULE	RPI	RPI	RPI	RPI
DIV. I ONLY		7- 1	26	1- 0	178	300	67	67	4	4	
DIV. I NON-CONF.		7- 1	26	1- 0	178	300	67	67	4	4	

TOTALS	RPI 1-25		RPI 26-50		W-L RECORDS	RPI 51-100		RPI 101-150		RPI 150+	
7- 1	0- 1		0- 0		OVERALL	0- 0		0- 0		7- 0	
6- 0	0- 0		0- 0		HOME	0- 0		0- 0		6- 0	
1- 1	0- 1		0- 0		AWAY	0- 0		0- 0		1- 0	
0- 0	0- 0		0- 0		NEUTRAL	0- 0		0- 0		0- 0	
7- 1	0- 1		0- 0		NON-CONFERENCE	0- 0		0- 0		7- 0	
6- 0	0- 0		0- 0		HOME	0- 0		0- 0		6- 0	
1- 1	0- 1		0- 0		AWAY	0- 0		0- 0		1- 0	
0- 0	0- 0		0- 0		NEUTRAL	0- 0		0- 0		0- 0	
0- 0	0- 0		0- 0		CONFERENCE	0- 0		0- 0		0- 0	
0- 0	0- 0		0- 0		HOME	0- 0		0- 0		0- 0	
0- 0	0- 0		0- 0		AWAY	0- 0		0- 0		0- 0	
0- 0	0- 0		0- 0		NEUTRAL	0- 0		0- 0		0- 0	

RPI 1-25				RPI 26-50				RPI 51-100				Team's RPI: 67				RPI 101+			
RPI	S	Opponent	Score	RPI	S	Opponent	Score	RPI	S	Opponent	Score	RPI	S	Opponent	Score	RPI	S	Opponent	Score
11	A	Indiana	46 66													215	A	Akron	63 47
																230	H	Eastern Ill.	72 37
																258	H	Illinois St.	58 56
																263	H	Western Ill.	92 51
																299	H	Ball St.	64 47
																304	H	UMass Lowell	89 36
																320	H	Murray St.	86 65

LAST 12 Division I GAMES:																			
263	H	Western Ill.	92 51	215	A	Akron	63 47	11	A	Indiana	46 66	299	H	Ball St.	64 47	258	H	Illinois St.	58 56
320	H	Murray St.	86 65													304	H	UMass Lowell	89 36
230	H	Eastern Ill.	72 37																

Non-Div I Games:

Butler

Average RPI Win: 206 WON-LOST RECORD WINNING PCT. RANK LAST 10 GAMES STRENGTH OF SCHEDULE OPP. STRENGTH OF SCHEDULE TEAM RPI ADJ. RPI CONF. RPI ADJ CONF. RPI

DIV. I ONLY	2- 4	238	0- 1	273	274	254	254	30	30
DIV. I NON-CONF.	2- 4	238	0- 1	273	274	254	254	30	30
TOTALS	RPI 1-25	RPI 26-50	W-L RECORDS	RPI 51-100	RPI 101-150	RPI 150+			
2- 4	0- 0	0- 0	OVERALL	0- 0	1- 0	1- 4			
1- 0	0- 0	0- 0	HOME	0- 0	1- 0	0- 0			
1- 4	0- 0	0- 0	AWAY	0- 0	0- 0	1- 4			
0- 0	0- 0	0- 0	NEUTRAL	0- 0	0- 0	0- 0			
2- 4	0- 0	0- 0	NON-CONFERENCE	0- 0	1- 0	1- 4			
1- 0	0- 0	0- 0	HOME	0- 0	1- 0	0- 0			
1- 4	0- 0	0- 0	AWAY	0- 0	0- 0	1- 4			
0- 0	0- 0	0- 0	NEUTRAL	0- 0	0- 0	0- 0			
0- 0	0- 0	0- 0	CONFERENCE	0- 0	0- 0	0- 0			
0- 0	0- 0	0- 0	HOME	0- 0	0- 0	0- 0			
0- 0	0- 0	0- 0	AWAY	0- 0	0- 0	0- 0			
0- 0	0- 0	0- 0	NEUTRAL	0- 0	0- 0	0- 0			

RPI S Opponent	Score	RPI S Opponent	Score	RPI S Opponent	Score	RPI S Opponent	Score	Team's RPI: 254
						112 H Wright St.	76 74	
						178 A Cal St. Fullerton	56 64	
						180 A UC Irvine	78 85	
						222 A San Jose St.	72 82	
						300 A UC Santa Barbara	56 48	
						337 A UTEP	47 53	
LAST 12 Division I GAMES:								
178 A Cal St. Fullerton	56 64	337 A UTEP	47 53					
180 A UC Irvine	78 85	300 A UC Santa Barbara	56 48					
222 A San Jose St.	72 82	112 H Wright St.	76 74					

Non-Div I Games: Whittier 74 46 Westcliff 91 37

Average RPI Win:	225	WON-LOST	WINNING	LAST 10	STRENGTH OF	OPP. STRENGTH	TEAM	ADJ.	CONF.	ADJ CONF.
Average RPI Loss:	98	RECORD	PCT. RANK	GAMES	SCHEDULE	OF SCHEDULE	RPI	RPI	RPI	RPI
DIV. I ONLY	4- 6	207	0- 1	71	147	140	140	21	21	
DIV. I NON-CONF.	4- 6	207	0- 1	71	147	140	140	21	21	

TOTALS	RPI 1-25	RPI 26-50	W-L RECORDS	RPI 51-100	RPI 101-150	RPI 150+				
4- 6	0- 2	0- 0	OVERALL	0- 1	1- 1	3- 2				
2- 2	0- 0	0- 0	HOME	0- 1	0- 0	2- 1				
2- 4	0- 2	0- 0	AWAY	0- 0	1- 1	1- 1				
0- 0	0- 0	0- 0	NEUTRAL	0- 0	0- 0	0- 0				
4- 6	0- 2	0- 0	NON-CONFERENCE	0- 1	1- 1	3- 2				
2- 2	0- 0	0- 0	HOME	0- 1	0- 0	2- 1				
2- 4	0- 2	0- 0	AWAY	0- 0	1- 1	1- 1				
0- 0	0- 0	0- 0	NEUTRAL	0- 0	0- 0	0- 0				
0- 0	0- 0	0- 0	CONFERENCE	0- 0	0- 0	0- 0				
0- 0	0- 0	0- 0	HOME	0- 0	0- 0	0- 0				
0- 0	0- 0	0- 0	AWAY	0- 0	0- 0	0- 0				
0- 0	0- 0	0- 0	NEUTRAL	0- 0	0- 0	0- 0				

RPI	S	Opponent	Score	RPI	S	Opponent	Score	RPI	S	Opponent	Score	RPI	S	Opponent	Score	Team's RPI: 140
3	A	Cal i forni a	42 67					69	H	Loyol a Marymount	53 72	121	A	Boise St.	63 74	
9	A	Drake	63 73									130	A	Santa Clara	53 38	
												183	H	Harvard	55 75	
												202	A	Idaho	73 88	
												213	H	Washi ngton St.	65 52	
												273	A	Omaha	64 52	
												284	H	Cal i forni a Baptist	73 67	

LAST 12 Division I GAMES:																
130	A	Santa Clara	53 38	183	H	Harvard	55 75									
284	H	Cal i forni a Baptist	73 67	69	H	Loyol a Marymount	53 72									
213	H	Washi ngton St.	65 52	3	A	Cal i forni a	42 67									
9	A	Drake	63 73	202	A	Idaho	73 88									
273	A	Omaha	64 52													
121	A	Boise St.	63 74													

Non-Div I Games:

CSUN

Average RPI Win: 279

Average RPI Loss: 152

WON-LOST
RECORDWINNING
PCT. RANKLAST 10
GAMESSTRENGTH OF
SCHEDULEOPP. STRENGTH
OF SCHEDULETEAM
RPIADJ.
RPICONF.
RPIADJ CONF.
RPIDIV. I ONLY
DIV. I NON-CONF.1- 7
1- 7308
3080- 1
0- 1204
204213
213314
314314
31421
2121
21

TOTALS

RPI 1-25

RPI 26-50

W-L RECORDS

RPI 51-100

RPI 101-150

RPI 150+

1- 7

0- 0

0- 1

OVERALL

0- 1

0- 3

1- 2

1- 3

0- 0

0- 1

HOME

0- 0

0- 2

1- 0

0- 3

0- 0

0- 0

AWAY

0- 1

0- 1

0- 1

0- 1

0- 0

0- 0

NEUTRAL

0- 0

0- 0

0- 1

1- 7

0- 0

0- 1

NON-CONFERENCE

0- 1

0- 3

1- 2

1- 3

0- 0

0- 1

HOME

0- 0

0- 2

1- 0

0- 3

0- 0

0- 0

AWAY

0- 1

0- 1

0- 1

0- 1

0- 0

0- 0

NEUTRAL

0- 0

0- 0

0- 1

0- 0

0- 0

0- 0

CONFERENCE

0- 0

0- 0

0- 0

0- 0

0- 0

0- 0

HOME

0- 0

0- 0

0- 0

0- 0

0- 0

0- 0

AWAY

0- 0

0- 0

0- 0

0- 0

0- 0

0- 0

NEUTRAL

0- 0

0- 0

0- 0

RPI 1-25

RPI 26-50

RPI 51-100

RPI 101+

Team's RPI: 314

RPI S Opponent Score

RPI S Opponent Score

RPI S Opponent Score

RPI S Opponent Score

43 H Saint Mary's (CA) 51 69

87 A Oregon St. 54 79

131 H Illinois 51 74

143 H Pepperdine 63 70

145 A Fresno St. 58 76

246 N San Francisco 62 65

270 A Sacramento St. 85 88

279 H Eastern Wash. 59 55

LAST 12 Division I GAMES:

145 A Fresno St. 58 76

43 H Saint Mary's (CA) 51 69

270 A Sacramento St. 85 88

279 H Eastern Wash. 59 55

87 A Oregon St. 54 79

143 H Pepperdine 63 70

131 H Illinois 51 74

246 N San Francisco 62 65

Non-Div I Games:

Academy of Art

87 65

Cal Poly

Average RPI Win: 262		WON-LOST RECORD		WINNING PCT. RANK		LAST 10 GAMES		STRENGTH OF SCHEDULE		OPP. STRENGTH OF SCHEDULE		TEAM RPI		ADJ. RPI		CONF. RPI		ADJ CONF. RPI	
DIV. I ONLY		6- 4		124		1- 0		260		156		178		178		21		21	
DIV. I NON-CONF.		6- 4		124		1- 0		260		156		178		178		21		21	
TOTALS		RPI 1-25		RPI 26-50		W-L RECORDS		RPI 51-100		RPI 101-150		RPI 150+							
6- 4		0- 0		0- 0		OVERALL		0- 2		0- 2		6- 0							
2- 2		0- 0		0- 0		HOME		0- 0		0- 2		2- 0							
4- 2		0- 0		0- 0		AWAY		0- 2		0- 0		4- 0							
0- 0		0- 0		0- 0		NEUTRAL		0- 0		0- 0		0- 0							
6- 4		0- 0		0- 0		NON-CONFERENCE		0- 2		0- 2		6- 0							
2- 2		0- 0		0- 0		HOME		0- 0		0- 2		2- 0							
4- 2		0- 0		0- 0		AWAY		0- 2		0- 0		4- 0							
0- 0		0- 0		0- 0		NEUTRAL		0- 0		0- 0		0- 0							
0- 0		0- 0		0- 0		CONFERENCE		0- 0		0- 0		0- 0							
0- 0		0- 0		0- 0		HOME		0- 0		0- 0		0- 0							
0- 0		0- 0		0- 0		AWAY		0- 0		0- 0		0- 0							
0- 0		0- 0		0- 0		NEUTRAL		0- 0		0- 0		0- 0							

RPI 1-25				RPI 26-50				RPI 51-100				RPI 101+ Team's RPI: 178			
RPI	S	Opponent	Score	RPI	S	Opponent	Score	RPI	S	Opponent	Score	RPI	S	Opponent	Score
								58	A	Portland	74 83	128	H	San Diego St.	72 83
								66	A	Washington	74 83	130	H	Santa Clara	60 64
												239	H	Dartmouth	67 62
												242	A	Seattle U	57 54
												254	H	CSU Bakersfield	64 56
												275	A	Saint Peter's	69 45
												278	A	Columbia	61 58
												284	A	California Baptist	79 65

LAST 12 Division I GAMES:															
				275	A	Saint Peter's	69 45	239	H	Dartmouth	67 62				
				278	A	Columbia	61 58	58	A	Portland	74 83				
				254	H	CSU Bakersfield	64 56	130	H	Santa Clara	60 64				
				242	A	Seattle U	57 54	128	H	San Diego St.	72 83				
								284	A	California Baptist	79 65				
								66	A	Washington	74 83				

Non-Div I Games:

Cal St. Fullerton

Average RPI	Win:	98	WON-LOST	WINNING	LAST 10	STRENGTH OF	OPP. STRENGTH	TEAM	ADJ.	CONF.	ADJ CONF.
Average RPI	Loss:	0	RECORD	PCT. RANK	GAMES	SCHEDULE	OF SCHEDULE	RPI	RPI	RPI	RPI
DIV. I ONLY		8- 0		1	1- 0	12	67	3	3	2	2
DIV. I NON-CONF.		8- 0		1	1- 0	12	67	3	3	2	2

TOTALS	RPI 1-25		RPI 26-50		W-L RECORDS	RPI 51-100		RPI 101-150		RPI 150+	
8- 0	0- 0		2- 0		OVERALL	2- 0		4- 0		0- 0	
2- 0	0- 0		0- 0		HOME	0- 0		2- 0		0- 0	
4- 0	0- 0		1- 0		AWAY	1- 0		2- 0		0- 0	
2- 0	0- 0		1- 0		NEUTRAL	1- 0		0- 0		0- 0	
8- 0	0- 0		2- 0		NON-CONFERENCE	2- 0		4- 0		0- 0	
2- 0	0- 0		0- 0		HOME	0- 0		2- 0		0- 0	
4- 0	0- 0		1- 0		AWAY	1- 0		2- 0		0- 0	
2- 0	0- 0		1- 0		NEUTRAL	1- 0		0- 0		0- 0	
0- 0	0- 0		0- 0		CONFERENCE	0- 0		0- 0		0- 0	
0- 0	0- 0		0- 0		HOME	0- 0		0- 0		0- 0	
0- 0	0- 0		0- 0		AWAY	0- 0		0- 0		0- 0	
0- 0	0- 0		0- 0		NEUTRAL	0- 0		0- 0		0- 0	

RPI	S	Opponent	Score	RPI	S	Opponent	Score	RPI	S	Opponent	Score	RPI	S	Opponent	Score
30	N	Tulane	65 57	43	A	Saint Mary's (CA)	81 78	88	N	Pacific	81 69	93	A	BYU	70 52
												115	A	Penn St.	75 58
												132	H	Houston	80 79
												139	A	San Diego	70 53
												140	H	CSUN	67 42
LAST 12 Division I GAMES:															
43	A	Saint Mary's (CA)	81 78	93	A	BYU	70 52	115	A	Penn St.	75 58	132	H	Houston	80 79
140	H	CSUN	67 42												
139	A	San Diego	70 53												
30	N	Tulane	65 57												
88	N	Pacific	81 69												

Non-Div I Games:

Cal i forni a

Average RPI Win: 227		WON-LOST	WINNING	LAST 10	STRENGTH OF	OPP. STRENGTH	TEAM	ADJ.	CONF.	ADJ CONF.
Average RPI Loss: 126		RECORD	PCT. RANK	GAMES	SCHEDULE	OF SCHEDULE	RPI	RPI	RPI	RPI
DIV. I ONLY		2- 6	264	0- 0	284	45	284	284	30	30
DIV. I NON-CONF.		2- 6	264	0- 0	284	45	284	284	30	30

TOTALS		RPI 1-25	RPI 26-50	W-L RECORDS		RPI 51-100	RPI 101-150	RPI 150+		
2- 6	0- 0		0- 0	OVERALL		0- 2	0- 3	2- 1		
1- 2	0- 0		0- 0	HOME		0- 1	0- 0	1- 1		
1- 3	0- 0		0- 0	AWAY		0- 0	0- 3	1- 0		
0- 1	0- 0		0- 0	NEUTRAL		0- 1	0- 0	0- 0		
2- 6	0- 0		0- 0	NON-CONFERENCE		0- 2	0- 3	2- 1		
1- 2	0- 0		0- 0	HOME		0- 1	0- 0	1- 1		
1- 3	0- 0		0- 0	AWAY		0- 0	0- 3	1- 0		
0- 1	0- 0		0- 0	NEUTRAL		0- 1	0- 0	0- 0		
0- 0	0- 0		0- 0	CONFERENCE		0- 0	0- 0	0- 0		
0- 0	0- 0		0- 0	HOME		0- 0	0- 0	0- 0		
0- 0	0- 0		0- 0	AWAY		0- 0	0- 0	0- 0		
0- 0	0- 0		0- 0	NEUTRAL		0- 0	0- 0	0- 0		

RPI 1-25				RPI 26-50				RPI 51-100				RPI 101+ Team's RPI : 284					
RPI	S	Opponent	Score	RPI	S	Opponent	Score	RPI	S	Opponent	Score	RPI	S	Opponent	Score		
								73	H	Idaho St.	57	72	128	A	San Diego St.	67	83
								93	N	BYU	69	76	140	A	CSUN	67	73
													141	A	Northern Ariz.	88	91
													173	H	UC Riverside	65	57
													178	H	Cal St. Fullerton	65	79
													281	A	Long Beach St.	85	83

LAST 12 Division I GAMES:																	
				128	A	San Diego St.	67	83		173	H	UC Riverside	65	57			
				141	A	Northern Ariz.	88	91		140	A	CSUN	67	73			
				178	H	Cal St. Fullerton	65	79		93	N	BYU	69	76			
				281	A	Long Beach St.	85	83									
				73	H	Idaho St.	57	72									

Non-Di v I Games: La Si erra 91 44 Fresno Paci fi c 93 71

Average RPI	Win: 290	WON-LOST	WINNING	LAST 10	STRENGTH OF	OPP. STRENGTH	TEAM	ADJ.	CONF.	ADJ CONF.
Average RPI	Loss: 23	RECORD	PCT. RANK	GAMES	SCHEDULE	OF SCHEDULE	RPI	RPI	RPI	RPI
DIV. I ONLY	6- 1	38	1- 0	338	167	184	184	29	29	
DIV. I NON-CONF.	6- 1	38	1- 0	338	167	184	184	29	29	

TOTALS	RPI 1-25	RPI 26-50	W-L RECORDS	RPI 51-100	RPI 101-150	RPI 150+				
6- 1	0- 1	0- 0	OVERALL	0- 0	0- 0	6- 0				
2- 1	0- 1	0- 0	HOME	0- 0	0- 0	2- 0				
3- 0	0- 0	0- 0	AWAY	0- 0	0- 0	3- 0				
1- 0	0- 0	0- 0	NEUTRAL	0- 0	0- 0	1- 0				
6- 1	0- 1	0- 0	NON-CONFERENCE	0- 0	0- 0	6- 0				
2- 1	0- 1	0- 0	HOME	0- 0	0- 0	2- 0				
3- 0	0- 0	0- 0	AWAY	0- 0	0- 0	3- 0				
1- 0	0- 0	0- 0	NEUTRAL	0- 0	0- 0	1- 0				
0- 0	0- 0	0- 0	CONFERENCE	0- 0	0- 0	0- 0				
0- 0	0- 0	0- 0	HOME	0- 0	0- 0	0- 0				
0- 0	0- 0	0- 0	AWAY	0- 0	0- 0	0- 0				
0- 0	0- 0	0- 0	NEUTRAL	0- 0	0- 0	0- 0				

RPI 1-25				RPI 26-50				RPI 51-100				RPI 101+ Team's RPI: 184			
RPI	S	Opponent	Score	RPI	S	Opponent	Score	RPI	S	Opponent	Score	RPI	S	Opponent	Score
23	H	Old Domini on	59 83									185	A	Norfol k St.	57 49
												273	N	Omaha	65 52
												309	H	Col . of Charleston	66 65
												316	A	FIU	59 54
												327	A	Western Caro.	63 37
												332	H	UNC Greensboro	53 49

LAST 12 Divi sion I GAMES:															
316	A	FIU	59 54	332	H	UNC Greensboro	53 49	273	N	Omaha	65 52	185	A	Norfol k St.	57 49
								309	H	Col . of Charleston	66 65	327	A	Western Caro.	63 37
								23	H	Old Domini on	59 83				

Non-Div I Games: William Peace 65 36

Campbell

Average RPI Win: 336		WON-LOST	WINNING	LAST 10	STRENGTH OF	OPP. STRENGTH	TEAM	ADJ.	CONF.	ADJ CONF.
Average RPI Loss: 195		RECORD	PCT. RANK	GAMES	SCHEDULE	OF SCHEDULE	RPI	RPI	RPI	RPI
DIV. I ONLY		1- 8	317	0- 1	257	299	323	323	27	27
DIV. I NON-CONF.		1- 8	317	0- 1	257	299	323	323	27	27

TOTALS		RPI 1-25	RPI 26-50	W-L RECORDS		RPI 51-100	RPI 101-150	RPI 150+		
1- 8	0- 0		0- 0	OVERALL		0- 1	0- 3	1- 4		
0- 5	0- 0		0- 0	HOME		0- 1	0- 3	0- 1		
1- 3	0- 0		0- 0	AWAY		0- 0	0- 0	1- 3		
0- 0	0- 0		0- 0	NEUTRAL		0- 0	0- 0	0- 0		
1- 8	0- 0		0- 0	NON-CONFERENCE		0- 1	0- 3	1- 4		
0- 5	0- 0		0- 0	HOME		0- 1	0- 3	0- 1		
1- 3	0- 0		0- 0	AWAY		0- 0	0- 0	1- 3		
0- 0	0- 0		0- 0	NEUTRAL		0- 0	0- 0	0- 0		
0- 0	0- 0		0- 0	CONFERENCE		0- 0	0- 0	0- 0		
0- 0	0- 0		0- 0	HOME		0- 0	0- 0	0- 0		
0- 0	0- 0		0- 0	AWAY		0- 0	0- 0	0- 0		
0- 0	0- 0		0- 0	NEUTRAL		0- 0	0- 0	0- 0		

RPI 1-25				RPI 26-50				RPI 51-100				RPI 101+ Team's RPI : 323					
RPI	S	Opponent	Score	RPI	S	Opponent	Score	RPI	S	Opponent	Score	RPI	S	Opponent	Score		
								99	H	Buffalo	66	84	114	H	Miami (OH)	59	62
													142	H	Youngstown St.	36	62
													144	H	Bowling Green	53	74
													224	A	Oakland	60	71
													232	A	St. Bonaventure	94	100
													285	A	Colgate	53	67
													318	H	UTRGV	53	57
													336	A	Albany (NY)	48	42
LAST 12 Division I GAMES:																	
144	H	Bowling Green	53	74	318	H	UTRGV	53	57								
99	H	Buffalo	66	84	232	A	St. Bonaventure	94	100								
142	H	Youngstown St.	36	62	114	H	Miami (OH)	59	62								
336	A	Albany (NY)	48	42													
224	A	Oakland	60	71													
285	A	Colgate	53	67													

Non-Div I Games:

Canisius

Average RPI Win:	350	WON-LOST	WINNING	LAST 10	STRENGTH OF	OPP. STRENGTH	TEAM	ADJ.	CONF.	ADJ CONF.
Average RPI Loss:	181	RECORD	PCT. RANK	GAMES	SCHEDULE	OF SCHEDULE	RPI	RPI	RPI	RPI
DIV. I ONLY	1- 4	290	0- 1	291	313	310	310	23	23	
DIV. I NON-CONF.	1- 4	290	0- 1	291	313	310	310	23	23	

TOTALS	RPI 1-25	RPI 26-50	W-L RECORDS	RPI 51-100	RPI 101-150	RPI 150+				
1- 4	0- 0	0- 0	OVERALL	0- 0	0- 2	1- 2				
0- 1	0- 0	0- 0	HOME	0- 0	0- 1	0- 0				
1- 3	0- 0	0- 0	AWAY	0- 0	0- 1	1- 2				
0- 0	0- 0	0- 0	NEUTRAL	0- 0	0- 0	0- 0				
1- 4	0- 0	0- 0	NON-CONFERENCE	0- 0	0- 2	1- 2				
0- 1	0- 0	0- 0	HOME	0- 0	0- 1	0- 0				
1- 3	0- 0	0- 0	AWAY	0- 0	0- 1	1- 2				
0- 0	0- 0	0- 0	NEUTRAL	0- 0	0- 0	0- 0				
0- 0	0- 0	0- 0	CONFERENCE	0- 0	0- 0	0- 0				
0- 0	0- 0	0- 0	HOME	0- 0	0- 0	0- 0				
0- 0	0- 0	0- 0	AWAY	0- 0	0- 0	0- 0				
0- 0	0- 0	0- 0	NEUTRAL	0- 0	0- 0	0- 0				

RPI 1-25				RPI 26-50				RPI 51-100				RPI 101+				Team's RPI: 310
RPI	S	Opponent	Score	RPI	S	Opponent	Score	RPI	S	Opponent	Score	RPI	S	Opponent	Score	
												116	A	Texas A&M	27	84
												124	H	South Alabama	50	58
												166	A	Oklahoma	52	65
												317	A	Jackson St.	56	65
												350	A	Alcorn	57	46

LAST 12 Division I GAMES:																
				124	H	South Alabama	50	58	116	A	Texas A&M	27	84			
				317	A	Jackson St.	56	65	166	A	Oklahoma	52	65			
									350	A	Alcorn	57	46			

Non-Div I Games: Central Baptist 55 34 Crowley's Ridge 91 33 Hendrix 72 40

Central Ark.

Average RPI Win: 338

Average RPI Loss: 156

WON-LOST
RECORDWINNING
PCT. RANKLAST 10
GAMESSTRENGTH OF
SCHEDULEOPP. STRENGTH
OF SCHEDULETEAM
RPIADJ.
RPICONF.
RPIADJ CONF.
RPIDIV. I ONLY
DIV. I NON-CONF.2- 5
2- 5255
2551- 0
1- 0245
245288
288265
265265
26531
3131
31

TOTALS

RPI 1-25

RPI 26-50

W-L RECORDS

RPI 51-100

RPI 101-150

RPI 150+

2- 5

0- 0

0- 0

OVERALL

0- 1

0- 2

2- 2

0- 2

0- 0

0- 0

HOME

0- 1

0- 1

0- 0

2- 3

0- 0

0- 0

AWAY

0- 0

0- 1

2- 2

0- 0

0- 0

0- 0

NEUTRAL

0- 0

0- 0

0- 0

2- 5

0- 0

0- 0

NON-CONFERENCE

0- 1

0- 2

2- 2

0- 2

0- 0

0- 0

HOME

0- 1

0- 1

0- 0

2- 3

0- 0

0- 0

AWAY

0- 0

0- 1

2- 2

0- 0

0- 0

0- 0

NEUTRAL

0- 0

0- 0

0- 0

0- 0

0- 0

0- 0

CONFERENCE

0- 0

0- 0

0- 0

0- 0

0- 0

0- 0

HOME

0- 0

0- 0

0- 0

0- 0

0- 0

0- 0

AWAY

0- 0

0- 0

0- 0

0- 0

0- 0

0- 0

NEUTRAL

0- 0

0- 0

0- 0

RPI 1-25

RPI 26-50

RPI 51-100

RPI 101+

Team's RPI: 265

RPI S Opponent Score

RPI S Opponent Score

RPI S Opponent Score

RPI S Opponent Score

99 H Buffalo 69 82

104 A Rutgers 44 73

147 H Lehigh 62 88

205 A Massachusetts 59 74

226 A Brown 63 68

336 A Albany (NY) 60 53

339 A Morgan St. 60 36

LAST 12 Division I GAMES:

336 A Albany (NY) 60 53
 99 H Buffalo 69 82
 339 A Morgan St. 60 36
 205 A Massachusetts 59 74

104 A Rutgers 44 73
 147 H Lehigh 62 88
 226 A Brown 63 68

Non-Div I Games:

Central Conn. St.

Average RPI	Win:	144	WON-LOST	WINNING	LAST 10	STRENGTH OF	OPP. STRENGTH	TEAM	ADJ.	CONF.	ADJ CONF.
Average RPI	Loss:	6	RECORD	PCT. RANK	GAMES	SCHEDULE	OF SCHEDULE	RPI	RPI	RPI	RPI
DIV. I ONLY		7- 1		26	1- 0	229	5	52	52	11	11
DIV. I NON-CONF.		7- 1		26	1- 0	229	5	52	52	11	11

TOTALS	RPI 1-25		RPI 26-50		W-L RECORDS	RPI 51-100		RPI 101-150		RPI 150+	
7- 1	0- 1		1- 0		OVERALL	2- 0		1- 0		3- 0	
3- 1	0- 1		1- 0		HOME	0- 0		0- 0		2- 0	
3- 0	0- 0		0- 0		AWAY	1- 0		1- 0		1- 0	
1- 0	0- 0		0- 0		NEUTRAL	1- 0		0- 0		0- 0	
7- 1	0- 1		1- 0		NON-CONFERENCE	2- 0		1- 0		3- 0	
3- 1	0- 1		1- 0		HOME	0- 0		0- 0		2- 0	
3- 0	0- 0		0- 0		AWAY	1- 0		1- 0		1- 0	
1- 0	0- 0		0- 0		NEUTRAL	1- 0		0- 0		0- 0	
0- 0	0- 0		0- 0		CONFERENCE	0- 0		0- 0		0- 0	
0- 0	0- 0		0- 0		HOME	0- 0		0- 0		0- 0	
0- 0	0- 0		0- 0		AWAY	0- 0		0- 0		0- 0	
0- 0	0- 0		0- 0		NEUTRAL	0- 0		0- 0		0- 0	

RPI 1-25				RPI 26-50				RPI 51-100				Team's RPI: 52				RPI 101+			
RPI	S	Opponent	Score	RPI	S	Opponent	Score	RPI	S	Opponent	Score	RPI	S	Opponent	Score	RPI	S	Opponent	Score
6	H	South Dakota St.	71 80	32	H	UCF	75 68	75	A	Qui nni pi ac	67 52	146	A	Vi rgi ni a	74 61	163	H	Western Ky.	108 90
								100	N	Chattanooga	73 50					224	H	Oakl and	104 61
																266	A	I ona	82 39
LAST 12 Di vi si on I GAMES:																			
146	A	Vi rgi ni a	74 61	75	A	Qui nni pi ac	67 52	266	A	I ona	82 39	100	N	Chattanooga	73 50				
32	H	UCF	75 68																
163	H	Western Ky.	108 90																
6	H	South Dakota St.	71 80																
224	H	Oakl and	104 61																

Non-Di v I Games:

Central Mich.

Average RPI Win:	0	WON-LOST	WINNING	LAST 10	STRENGTH OF	OPP. STRENGTH	TEAM	ADJ.	CONF.	ADJ CONF.
Average RPI Loss:	224	RECORD	PCT. RANK	GAMES	SCHEDULE	OF SCHEDULE	RPI	RPI	RPI	RPI
DIV. I ONLY	0- 6	326	0- 1	312	317	346	346	29	29	
DIV. I NON-CONF.	0- 6	326	0- 1	312	317	346	346	29	29	

TOTALS	RPI 1-25	RPI 26-50	W-L RECORDS	RPI 51-100	RPI 101-150	RPI 150+				
0- 6	0- 0	0- 0	OVERALL	0- 1	0- 0	0- 5				
0- 3	0- 0	0- 0	HOME	0- 1	0- 0	0- 2				
0- 3	0- 0	0- 0	AWAY	0- 0	0- 0	0- 3				
0- 0	0- 0	0- 0	NEUTRAL	0- 0	0- 0	0- 0				
0- 6	0- 0	0- 0	NON-CONFERENCE	0- 1	0- 0	0- 5				
0- 3	0- 0	0- 0	HOME	0- 1	0- 0	0- 2				
0- 3	0- 0	0- 0	AWAY	0- 0	0- 0	0- 3				
0- 0	0- 0	0- 0	NEUTRAL	0- 0	0- 0	0- 0				
0- 0	0- 0	0- 0	CONFERENCE	0- 0	0- 0	0- 0				
0- 0	0- 0	0- 0	HOME	0- 0	0- 0	0- 0				
0- 0	0- 0	0- 0	AWAY	0- 0	0- 0	0- 0				
0- 0	0- 0	0- 0	NEUTRAL	0- 0	0- 0	0- 0				

RPI 1-25				RPI 26-50				RPI 51-100				RPI 101+				Team's RPI: 346		
RPI	S	Opponent	Score	RPI	S	Opponent	Score	RPI	S	Opponent	Score	RPI	S	Opponent	Score			
								89	H	Tennessee Tech	55	77	151	A	Georgia	75	83	
													240	A	North Florida	76	82	
													252	H	Jacksonville	58	68	
													303	A	South Carolina St.	58	67	
													308	H	Davison	34	72	

LAST 12 Division I GAMES:																		
				151	A	Georgia	75	83	240	A	North Florida	76	82	252	H	Jacksonville	58	68
									89	H	Tennessee Tech	55	77					
									303	A	South Carolina St.	58	67					
									308	H	Davison	34	72					

Non-Div I Games: Converse 101 50

Charleston So.

Average RPI Win: 200		WON-LOST	WINNING	LAST 10	STRENGTH OF		OPP. STRENGTH	TEAM	ADJ.	CONF.	ADJ CONF.
Average RPI Loss: 134		RECORD	PCT. RANK	GAMES	SCHEDULE		OF SCHEDULE	RPI	RPI	RPI	RPI
DIV. I ONLY		5- 3	115	1- 0	73		208	80	80	18	18
DIV. I NON-CONF.		5- 3	115	1- 0	73		208	80	80	18	18

TOTALS		RPI 1-25		RPI 26-50	W-L RECORDS		RPI 51-100	RPI 101-150		RPI 150+	
5- 3	0- 0			0- 0	OVERALL		0- 1	1- 1		4- 1	
3- 1	0- 0			0- 0	HOME		0- 1	0- 0		3- 0	
1- 2	0- 0			0- 0	AWAY		0- 0	1- 1		0- 1	
1- 0	0- 0			0- 0	NEUTRAL		0- 0	0- 0		1- 0	
5- 3	0- 0			0- 0	NON-CONFERENCE		0- 1	1- 1		4- 1	
3- 1	0- 0			0- 0	HOME		0- 1	0- 0		3- 0	
1- 2	0- 0			0- 0	AWAY		0- 0	1- 1		0- 1	
1- 0	0- 0			0- 0	NEUTRAL		0- 0	0- 0		1- 0	
0- 0	0- 0			0- 0	CONFERENCE		0- 0	0- 0		0- 0	
0- 0	0- 0			0- 0	HOME		0- 0	0- 0		0- 0	
0- 0	0- 0			0- 0	AWAY		0- 0	0- 0		0- 0	
0- 0	0- 0			0- 0	NEUTRAL		0- 0	0- 0		0- 0	

RPI 1-25				RPI 26-50				RPI 51-100				RPI 101+			
RPI	S	Opponent	Score	RPI	S	Opponent	Score	RPI	S	Opponent	Score	RPI	S	Opponent	Score
								97	H	Wake Forest	43 69	147	A	Lehigh	62 60
												149	A	Fordham	64 71
												156	A	Mercer	40 57
												167	H	UNC Asheville	70 53
												174	H	East Carolina	52 46
												217	H	Wofford	85 63
												295	N	Liberty	63 61

LAST 12 Division I GAMES:															
156	A	Mercer	40 57	147	A	Lehigh	62 60	97	H	Wake Forest	43 69	167	H	UNC Asheville	70 53
174	H	East Carolina	52 46												
295	N	Liberty	63 61												
149	A	Fordham	64 71												
217	H	Wofford	85 63												

Non-Div I Games:

Charlotte

Average RPI Win: 213	WON-LOST RECORD	WINNING PCT. RANK	LAST 10 GAMES	STRENGTH OF SCHEDULE	OPP. STRENGTH OF SCHEDULE	TEAM RPI	ADJ. RPI	CONF. RPI	ADJ CONF. RPI
Average RPI Loss: 33									
DIV. I ONLY	3- 6	238	0- 1	13	102	100	100	25	25
DIV. I NON-CONF.	3- 6	238	0- 1	13	102	100	100	25	25

TOTALS	RPI 1-25	RPI 26-50	W-L RECORDS	RPI 51-100	RPI 101-150	RPI 150+			
3- 6	0- 2	0- 2	OVERALL	0- 2	0- 0	3- 0			
1- 3	0- 2	0- 0	HOME	0- 1	0- 0	1- 0			
1- 2	0- 0	0- 2	AWAY	0- 0	0- 0	1- 0			
1- 1	0- 0	0- 0	NEUTRAL	0- 1	0- 0	1- 0			
3- 6	0- 2	0- 2	NON-CONFERENCE	0- 2	0- 0	3- 0			
1- 3	0- 2	0- 0	HOME	0- 1	0- 0	1- 0			
1- 2	0- 0	0- 2	AWAY	0- 0	0- 0	1- 0			
1- 1	0- 0	0- 0	NEUTRAL	0- 1	0- 0	1- 0			
0- 0	0- 0	0- 0	CONFERENCE	0- 0	0- 0	0- 0			
0- 0	0- 0	0- 0	HOME	0- 0	0- 0	0- 0			
0- 0	0- 0	0- 0	AWAY	0- 0	0- 0	0- 0			
0- 0	0- 0	0- 0	NEUTRAL	0- 0	0- 0	0- 0			

RPI 1-25				RPI 26-50				RPI 51-100				RPI 101+			
RPI	S	Opponent	Score	RPI	S	Opponent	Score	RPI	S	Opponent	Score	RPI	S	Opponent	Score
6	H	South Dakota St.	54 71	32	A	UCF	37 75	52	N	Central Mich.	50 73	162	A	Hampton	58 50
8	H	Louisville	49 75	38	A	Virginia Tech	59 74	60	H	UT Martin	79 81	182	N	Saint Louis	71 61
												295	H	Liberty	75 60

LAST 12 Division I GAMES:															
295	H	Liberty	75 60	6	H	South Dakota St.	54 71	32	A	UCF	37 75	60	H	UT Martin	79 81
38	A	Virginia Tech	59 74	52	N	Central Mich.	50 73	182	N	Saint Louis	71 61				
162	A	Hampton	58 50												
8	H	Louisville	49 75												

Non-Div I Games: Lee 61 55

Chattanooga

Average RPI	Win:	0	WON-LOST	WINNING	LAST 10	STRENGTH OF	OPP. STRENGTH	TEAM	ADJ.	CONF.	ADJ CONF.
Average RPI	Loss:	204	RECORD	PCT. RANK	GAMES	SCHEDULE	OF SCHEDULE	RPI	RPI	RPI	RPI
DIV. I ONLY		0- 8		326	0- 1	111	347	319	319	30	30
DIV. I NON-CONF.		0- 8		326	0- 1	111	347	319	319	30	30

TOTALS	RPI 1-25		RPI 26-50		W-L RECORDS	RPI 51-100		RPI 101-150		RPI 150+	
0- 8	0- 0		0- 1		OVERALL	0- 0		0- 0		0- 7	
0- 4	0- 0		0- 0		HOME	0- 0		0- 0		0- 4	
0- 3	0- 0		0- 1		AWAY	0- 0		0- 0		0- 2	
0- 1	0- 0		0- 0		NEUTRAL	0- 0		0- 0		0- 1	
0- 8	0- 0		0- 1		NON-CONFERENCE	0- 0		0- 0		0- 7	
0- 4	0- 0		0- 0		HOME	0- 0		0- 0		0- 4	
0- 3	0- 0		0- 1		AWAY	0- 0		0- 0		0- 2	
0- 1	0- 0		0- 0		NEUTRAL	0- 0		0- 0		0- 1	
0- 0	0- 0		0- 0		CONFERENCE	0- 0		0- 0		0- 0	
0- 0	0- 0		0- 0		HOME	0- 0		0- 0		0- 0	
0- 0	0- 0		0- 0		AWAY	0- 0		0- 0		0- 0	
0- 0	0- 0		0- 0		NEUTRAL	0- 0		0- 0		0- 0	

RPI 1-25				RPI 26-50				RPI 51-100				RPI 101+ Team's RPI: 319			
RPI	S	Opponent	Score	RPI	S	Opponent	Score	RPI	S	Opponent	Score	RPI	S	Opponent	Score
				31	A	Xavier	57 91					160	H	UAB	45 90
												177	A	Loyol a Chi cago	40 76
												206	H	SIUE	66 82
												216	A	Morehead St.	68 104
												234	N	St. Francis Brooklyn	73 110
												259	H	Valparaiso	70 76
												347	H	Evansville	58 67
LAST 12 Division I GAMES:															
				206	H	SIUE	66 82	177	A	Loyol a Chi cago	40 76				
				259	H	Valparaiso	70 76	160	H	UAB	45 90				
								216	A	Morehead St.	68 104				
								234	N	St. Francis Brooklyn	73 110				
								347	H	Evansville	58 67				
								31	A	Xavier	57 91				

Non-Div I Games:

Chicago St.

Average RPI Win:	223	WON-LOST	WINNING	LAST 10	STRENGTH OF	OPP. STRENGTH	TEAM	ADJ.	CONF.	ADJ CONF.
Average RPI Loss:	132	RECORD	PCT. RANK	GAMES	SCHEDULE	OF SCHEDULE	RPI	RPI	RPI	RPI
DIV. I ONLY	6- 5	157	1- 0	209	199	187	187	8	8	
DIV. I NON-CONF.	6- 5	157	1- 0	209	199	187	187	8	8	

TOTALS	RPI 1-25	RPI 26-50	W-L RECORDS	RPI 51-100	RPI 101-150	RPI 150+				
6- 5	0- 1	0- 0	OVERALL	1- 1	1- 2	4- 1				
5- 1	0- 1	0- 0	HOME	1- 0	1- 0	3- 0				
1- 4	0- 0	0- 0	AWAY	0- 1	0- 2	1- 1				
0- 0	0- 0	0- 0	NEUTRAL	0- 0	0- 0	0- 0				
6- 5	0- 1	0- 0	NON-CONFERENCE	1- 1	1- 2	4- 1				
5- 1	0- 1	0- 0	HOME	1- 0	1- 0	3- 0				
1- 4	0- 0	0- 0	AWAY	0- 1	0- 2	1- 1				
0- 0	0- 0	0- 0	NEUTRAL	0- 0	0- 0	0- 0				
0- 0	0- 0	0- 0	CONFERENCE	0- 0	0- 0	0- 0				
0- 0	0- 0	0- 0	HOME	0- 0	0- 0	0- 0				
0- 0	0- 0	0- 0	AWAY	0- 0	0- 0	0- 0				
0- 0	0- 0	0- 0	NEUTRAL	0- 0	0- 0	0- 0				

RPI 1-25				RPI 26-50				RPI 51-100				RPI 101+				Team's RPI: 187
RPI	S	Opponent	Score	RPI	S	Opponent	Score	RPI	S	Opponent	Score	RPI	S	Opponent	Score	
23	H	Old Dominion	72 76					84	H	VCU	66 54	114	A	Miami (OH)	65 78	
								95	A	Ohio St.	56 69	127	A	Pittsburgh	48 65	
												133	H	Yale	66 52	
												182	A	Saint Louis	51 50	
												283	H	ETSU	77 64	
												299	A	Ball St.	63 75	
												313	H	Lipscomb	71 55	
												345	H	Austin Peay	69 48	
LAST 12 Division I GAMES:																
84	H	VCU	66 54	182	A	Saint Louis	51 50	127	A	Pittsburgh	48 65	23	H	Old Dominion	72 76	
114	A	Miami (OH)	65 78													
95	A	Ohio St.	56 69													
299	A	Ball St.	63 75													
313	H	Lipscomb	71 55													
133	H	Yale	66 52													

Non-Div I Games:

Cincinnati

Clemson				Through Games Of Dec. 8, 2018							
Average RPI	Win:	175	WON-LOST	WINNING	LAST 10	STRENGTH OF	OPP. STRENGTH	TEAM	ADJ.	CONF.	ADJ CONF.
Average RPI	Loss:	63	RECORD	PCT. RANK	GAMES	SCHEDULE	OF SCHEDULE	RPI	RPI	RPI	RPI
DIV. I ONLY	7- 3	95	1- 0	59	113	48	48	1	1		
DIV. I NON-CONF.	7- 3	95	1- 0	59	113	48	48	1	1		

TOTALS		RPI 1-25	RPI 26-50	W-L RECORDS		RPI 51-100	RPI 101-150	RPI 150+			
7- 3	0- 1	1- 0	OVERALL	1- 2	1- 0	4- 0					
6- 0	0- 0	1- 0	HOME	1- 0	1- 0	3- 0					
0- 2	0- 0	0- 0	AWAY	0- 2	0- 0	0- 0					
1- 1	0- 1	0- 0	NEUTRAL	0- 0	0- 0	1- 0					
7- 3	0- 1	1- 0	NON-CONFERENCE	1- 2	1- 0	4- 0					
6- 0	0- 0	1- 0	HOME	1- 0	1- 0	3- 0					
0- 2	0- 0	0- 0	AWAY	0- 2	0- 0	0- 0					
1- 1	0- 1	0- 0	NEUTRAL	0- 0	0- 0	1- 0					
0- 0	0- 0	0- 0	CONFERENCE	0- 0	0- 0	0- 0					
0- 0	0- 0	0- 0	HOME	0- 0	0- 0	0- 0					
0- 0	0- 0	0- 0	AWAY	0- 0	0- 0	0- 0					
0- 0	0- 0	0- 0	NEUTRAL	0- 0	0- 0	0- 0					

RPI 1-25			RPI 26-50		Team's RPI: 48		RPI 51-100		RPI 101+		
RPI S	Opponent		Score	RPI S	Opponent		Score	RPI S	Opponent		Score
21 N	Tennessee		66 78	50 H	Belmont		65 62	70 A	Al abama		56 76
							81 H	Rhode Island		80 67	
							98 A	South Carolina		57 69	
								131 H		Illinois	69 67
								166 N		OkI ahoma	74 62
								217 H		Wofford	85 77
								267 H		Hi gh Point	83 64
								313 H		Li pscomb	68 26

LAST 12 Division I GAMES:											
81 H	Rhode Island		80 67	166 N	OkI ahoma		74 62				
267 H	Hi gh Point		83 64	98 A	South Carolina		57 69				
50 H	Belmont		65 62	313 H	Li pscomb		68 26				
131 H	Illinois		69 67	217 H	Wofford		85 77				
21 N	Tennessee		66 78								
70 A	Al abama		56 76								

Non-Div I Games:

Clemson

Average RPI Win:	258	WON-LOST	WINNING	LAST 10	STRENGTH OF	OPP. STRENGTH	TEAM	ADJ.	CONF.	ADJ CONF.
Average RPI Loss:	158	RECORD	PCT. RANK	GAMES	SCHEDULE	OF SCHEDULE	RPI	RPI	RPI	RPI
DIV. I ONLY	1- 7	308	0- 1	79	321	277	277	13	13	
DIV. I NON-CONF.	1- 7	308	0- 1	79	321	277	277	13	13	

TOTALS	RPI 1-25	RPI 26-50	W-L RECORDS	RPI 51-100	RPI 101-150	RPI 150+				
1- 7	0- 0	0- 1	OVERALL	0- 2	0- 1	1- 3				
1- 1	0- 0	0- 0	HOME	0- 1	0- 0	1- 0				
0- 5	0- 0	0- 0	AWAY	0- 1	0- 1	0- 3				
0- 1	0- 0	0- 1	NEUTRAL	0- 0	0- 0	0- 0				
1- 7	0- 0	0- 1	NON-CONFERENCE	0- 2	0- 1	1- 3				
1- 1	0- 0	0- 0	HOME	0- 1	0- 0	1- 0				
0- 5	0- 0	0- 0	AWAY	0- 1	0- 1	0- 3				
0- 1	0- 0	0- 1	NEUTRAL	0- 0	0- 0	0- 0				
0- 0	0- 0	0- 0	CONFERENCE	0- 0	0- 0	0- 0				
0- 0	0- 0	0- 0	HOME	0- 0	0- 0	0- 0				
0- 0	0- 0	0- 0	AWAY	0- 0	0- 0	0- 0				
0- 0	0- 0	0- 0	NEUTRAL	0- 0	0- 0	0- 0				

RPI 1-25				RPI 26-50				RPI 51-100				RPI 101+				Team's RPI: 277
RPI	S	Opponent	Score	RPI	S	Opponent	Score	RPI	S	Opponent	Score	RPI	S	Opponent	Score	
				30	N	Tulane	72 81	79	H	Toledo	60 65	139	A	San Diego	82 83	
								81	A	Ohio	54 72	170	A	Eastern Mich.	63 69	
												258	H	Illinois St.	67 63	
												299	A	Ball St.	62 67	
												307	A	Marshall	64 86	
LAST 12 Division I GAMES:																
				30	N	Tulane	72 81	307	A	Marshall	64 86					
				139	A	San Diego	82 83	79	H	Toledo	60 65					
				258	H	Illinois St.	67 63	81	A	Ohio	54 72					
				299	A	Ball St.	62 67									
				170	A	Eastern Mich.	63 69									

Non-Div I Games: Lake Erie 79 49 Salem (WV) 113 81

Cleveland and St.

Average RPI Win:	282	WON-LOST	WINNING	LAST 10	STRENGTH OF	OPP. STRENGTH	TEAM	ADJ.	CONF.	ADJ CONF.
Average RPI Loss:	173	RECORD	PCT. RANK	GAMES	SCHEDULE	OF SCHEDULE	RPI	RPI	RPI	RPI
DIV. I ONLY	5- 1	47	0- 0	345	195	212	212	19	19	
DIV. I NON-CONF.	5- 1	47	0- 0	345	195	212	212	19	19	

TOTALS	RPI 1-25	RPI 26-50	W-L RECORDS	RPI 51-100	RPI 101-150	RPI 150+				
5- 1	0- 0	0- 0	OVERALL	0- 0	1- 0	4- 1				
4- 0	0- 0	0- 0	HOME	0- 0	1- 0	3- 0				
1- 1	0- 0	0- 0	AWAY	0- 0	0- 0	1- 1				
0- 0	0- 0	0- 0	NEUTRAL	0- 0	0- 0	0- 0				
5- 1	0- 0	0- 0	NON-CONFERENCE	0- 0	1- 0	4- 1				
4- 0	0- 0	0- 0	HOME	0- 0	1- 0	3- 0				
1- 1	0- 0	0- 0	AWAY	0- 0	0- 0	1- 1				
0- 0	0- 0	0- 0	NEUTRAL	0- 0	0- 0	0- 0				
0- 0	0- 0	0- 0	CONFERENCE	0- 0	0- 0	0- 0				
0- 0	0- 0	0- 0	HOME	0- 0	0- 0	0- 0				
0- 0	0- 0	0- 0	AWAY	0- 0	0- 0	0- 0				
0- 0	0- 0	0- 0	NEUTRAL	0- 0	0- 0	0- 0				

RPI 1-25				RPI 26-50				RPI 51-100				RPI 101+ Team's RPI: 212			
RPI	S	Opponent	Score	RPI	S	Opponent	Score	RPI	S	Opponent	Score	RPI	S	Opponent	Score
												144	H	Bowling Green	81 80
												173	A	UC Riverside	43 62
												292	H	Memphis	90 71
												303	H	South Carolina St.	57 44
												327	H	Western Caro.	77 59
												344	A	N.C. Central	89 66

LAST 12 Division I GAMES:															
				344	A	N.C. Central	89 66	292	H	Memphis	90 71				
								144	H	Bowling Green	81 80				
								173	A	UC Riverside	43 62				
								303	H	South Carolina St.	57 44				
								327	H	Western Caro.	77 59				

Non-Div I Games: N.C. Wesleyan 126 65 Meredith 128 39

Coastal Caro.

Average RPI Win:	303	WON-LOST	WINNING	LAST 10	STRENGTH OF	OPP. STRENGTH	TEAM	ADJ.	CONF.	ADJ CONF.
Average RPI Loss:	201	RECORD	PCT. RANK	GAMES	SCHEDULE	OF SCHEDULE	RPI	RPI	RPI	RPI
DIV. I ONLY	1- 5	294	0- 1	141	344	309	309	14	14	
DIV. I NON-CONF.	1- 5	294	0- 1	141	344	309	309	14	14	

TOTALS	RPI 1-25	RPI 26-50	W-L RECORDS	RPI 51-100	RPI 101-150	RPI 150+				
1- 5	0- 0	0- 0	OVERALL	0- 0	0- 0	1- 5				
1- 2	0- 0	0- 0	HOME	0- 0	0- 0	1- 2				
0- 3	0- 0	0- 0	AWAY	0- 0	0- 0	0- 3				
0- 0	0- 0	0- 0	NEUTRAL	0- 0	0- 0	0- 0				
1- 5	0- 0	0- 0	NON-CONFERENCE	0- 0	0- 0	1- 5				
1- 2	0- 0	0- 0	HOME	0- 0	0- 0	1- 2				
0- 3	0- 0	0- 0	AWAY	0- 0	0- 0	0- 3				
0- 0	0- 0	0- 0	NEUTRAL	0- 0	0- 0	0- 0				
0- 0	0- 0	0- 0	CONFERENCE	0- 0	0- 0	0- 0				
0- 0	0- 0	0- 0	HOME	0- 0	0- 0	0- 0				
0- 0	0- 0	0- 0	AWAY	0- 0	0- 0	0- 0				
0- 0	0- 0	0- 0	NEUTRAL	0- 0	0- 0	0- 0				

RPI 1-25				RPI 26-50				RPI 51-100				RPI 101+ Team's RPI : 309			
RPI	S	Opponent	Score	RPI	S	Opponent	Score	RPI	S	Opponent	Score	RPI	S	Opponent	Score
												184	A	Campbel l	65 66
												193	H	Furman	67 70
												201	H	Winthrop	64 71
												211	A	Appalachian St.	66 80
												217	A	Wofford	58 78
												303	H	South Carolina St.	75 51
LAST 12 Division I GAMES:															
				201	H	Winthrop	64 71					211	A	Appalachian St.	66 80
				193	H	Furman	67 70								
				217	A	Wofford	58 78								
				184	A	Campbel l	65 66								
				303	H	South Carolina St.	75 51								

Non-Div I Games: North Greenville 95 62

Col. of Charleston

Average RPI	Win: 311	WON-LOST RECORD	WINNING PCT. RANK	LAST 10 GAMES	STRENGTH OF SCHEDULE	OPP. STRENGTH OF SCHEDULE	TEAM RPI	ADJ. RPI	CONF. RPI	ADJ. CONF. RPI
Average RPI	Loss: 168									
DIV. I ONLY		4- 4	160	1- 0	343	177	285	285	20	20
DIV. I NON-CONF.		4- 4	160	1- 0	343	177	285	285	20	20

TOTALS	RPI 1-25		RPI 26-50		W-L RECORDS		RPI 51-100		RPI 101-150	RPI 150+
4- 4	0- 0		0- 0		OVERALL		0- 1		0- 1	4- 2
3- 0	0- 0		0- 0		HOME		0- 0		0- 0	3- 0
1- 4	0- 0		0- 0		AWAY		0- 1		0- 1	1- 2
0- 0	0- 0		0- 0		NEUTRAL		0- 0		0- 0	0- 0
4- 4	0- 0		0- 0		NON-CONFERENCE		0- 1		0- 1	4- 2
3- 0	0- 0		0- 0		HOME		0- 0		0- 0	3- 0
1- 4	0- 0		0- 0		AWAY		0- 1		0- 1	1- 2
0- 0	0- 0		0- 0		NEUTRAL		0- 0		0- 0	0- 0
0- 0	0- 0		0- 0		CONFERENCE		0- 0		0- 0	0- 0
0- 0	0- 0		0- 0		HOME		0- 0		0- 0	0- 0
0- 0	0- 0		0- 0		AWAY		0- 0		0- 0	0- 0
0- 0	0- 0		0- 0		NEUTRAL		0- 0		0- 0	0- 0

RPI 1-25				RPI 26-50				RPI 51-100				RPI 101+ Team's RPI : 285					
RPI	S	Opponent	Score	RPI	S	Opponent	Score	RPI	S	Opponent	Score	RPI	S	Opponent	Score		
								85	A	Dayton	58	67	133	A	Yal e	61	80
												161	A	George Mason	61	64	
												278	H	Col umbi a	84	71	
												293	A	Si ena	53	55	
												304	A	UMass Lowell I	61	52	
												323	H	Can i si us	67	53	
												338	H	Fai r l ei gh Di cki nson	71	52	

LAST 12 Di vi si on I GAMES:																	
				304	A	UMass Lowell I	61	52				338	H	Fai r l ei gh Di cki nson	71	52	
				133	A	Yal e	61	80				293	A	Si ena	53	55	
												278	H	Col umbi a	84	71	
												323	H	Can i si us	67	53	
												161	A	George Mason	61	64	
												85	A	Dayton	58	67	

Non-Div I Games:

Colgate

Col orado				Through Games Of Dec. 8, 2018																											
Average RPI Win:		117	WON-LOST RECORD		WINNING PCT. RANK		LAST 10 GAMES		STRENGTH OF SCHEDULE		OPP. STRENGTH OF SCHEDULE		TEAM RPI		ADJ. RPI		CONF. RPI		ADJ CONF. RPI												
DIV. I ONLY			7- 1		26		1- 0		117		10		17		17		2		2												
DIV. I NON-CONF.			7- 1		26		1- 0		117		10		17		17		2		2												
TOTALS		RPI 1-25		RPI 26-50		W-L RECORDS		RPI 51-100		RPI 101-150		RPI 150+																			
7- 1		1- 1		1- 0		OVERALL		1- 0		2- 0		2- 0																			
5- 0		1- 0		1- 0		HOME		0- 0		2- 0		1- 0																			
1- 1		0- 1		0- 0		AWAY		0- 0		0- 0		1- 0																			
1- 0		0- 0		0- 0		NEUTRAL		1- 0		0- 0		0- 0																			
7- 1		1- 1		1- 0		NON-CONFERENCE		1- 0		2- 0		2- 0																			
5- 0		1- 0		1- 0		HOME		0- 0		2- 0		1- 0																			
1- 1		0- 1		0- 0		AWAY		0- 0		0- 0		1- 0																			
1- 0		0- 0		0- 0		NEUTRAL		1- 0		0- 0		0- 0																			
0- 0		0- 0		0- 0		CONFERENCE		0- 0		0- 0		0- 0																			
0- 0		0- 0		0- 0		HOME		0- 0		0- 0		0- 0																			
0- 0		0- 0		0- 0		AWAY		0- 0		0- 0		0- 0																			
0- 0		0- 0		0- 0		NEUTRAL		0- 0		0- 0		0- 0																			
RPI 1-25		Team's RPI: 17		RPI 26-50		RPI 51-100		RPI 101+																							
RPI	S	Opponent		Score		RPI	S	Opponent		Score		RPI	S	Opponent		Score															
13	A	Mi ami (FL)		58 73		33	H	Northern Colo.		77 69		74	N	Utah St.		78 68		122	H	Col orado St.		59 40									
24	H	North Carolina		86 74								143	H	Pepperdi ne		80 65		204	A	Nevada		65 52									
												222	H	San Jose St.		76 64															
LAST 12 Division I GAMES:																															
222 H San Jose St.						76 64		24 H North Carolina						86 74		13 A Mi ami (FL)						58 73		122 H Col orado St.						59 40	
143 H Pepperdi ne						80 65		33 H Northern Colo.						77 69		74 N Utah St.						78 68									
204 A Nevada						65 52																									

Non-Div I Games:

Colorado

Average RPI Win: 210		WON-LOST RECORD	WINNING PCT. RANK	LAST 10 GAMES	STRENGTH OF SCHEDULE	OPP. STRENGTH OF SCHEDULE	TEAM RPI	ADJ. RPI	CONF. RPI	ADJ. CONF. RPI
Average RPI Loss: 21										
DIV. I ONLY		3- 3	160	1- 0	52	89	122	122	9	9
DIV. I NON-CONF.		3- 3	160	1- 0	52	89	122	122	9	9
TOTALS		RPI 1-25	RPI 26-50	W-L RECORDS		RPI 51-100	RPI 101-150	RPI 150+		
3- 3	0- 2		0- 1	OVERALL		0- 0	1- 0	2- 0		
3- 1	0- 0		0- 1	HOME		0- 0	1- 0	2- 0		
0- 2	0- 2		0- 0	AWAY		0- 0	0- 0	0- 0		
0- 0	0- 0		0- 0	NEUTRAL		0- 0	0- 0	0- 0		
3- 3	0- 2		0- 1	NON-CONFERENCE		0- 0	1- 0	2- 0		
3- 1	0- 0		0- 1	HOME		0- 0	1- 0	2- 0		
0- 2	0- 2		0- 0	AWAY		0- 0	0- 0	0- 0		
0- 0	0- 0		0- 0	NEUTRAL		0- 0	0- 0	0- 0		
0- 0	0- 0		0- 0	CONFERENCE		0- 0	0- 0	0- 0		
0- 0	0- 0		0- 0	HOME		0- 0	0- 0	0- 0		
0- 0	0- 0		0- 0	AWAY		0- 0	0- 0	0- 0		
0- 0	0- 0		0- 0	NEUTRAL		0- 0	0- 0	0- 0		

RPI 1-25					RPI 26-50					RPI 51-100					RPI 101+				
RPI	S	Opponent	Score		RPI	S	Opponent	Score		RPI	S	Opponent	Score		RPI	S	Opponent	Score	
14	A	Gonzaga	39	50	33	H	Northern Colo.	47	53						141	H	Northern Ariz.	65 54	
17	A	Col orado	40	59											240	H	North Florida	61 59	
															249	H	Cornel I	56 53	
LAST 12 Division I GAMES:																			
249	H	Cornel I	56	53	141	H	Northern Ariz.	65	54	33	H	Northern Colo.	47	53	240	H	North Florida	61 59	
17	A	Col orado	40	59	14	A	Gonzaga	39	50										

Non-Div I Games:	Eastern N.M.	72	46
------------------	--------------	----	----

Col orado St.

Average RPI Win:	281	WON-LOST	WINNING	LAST 10	STRENGTH OF	OPP. STRENGTH	TEAM	ADJ.	CONF.	ADJ CONF.
Average RPI Loss:	188	RECORD	PCT. RANK	GAMES	SCHEDULE	OF SCHEDULE	RPI	RPI	RPI	RPI
DIV. I ONLY	2- 7	282	0- 1	184	308	278	278	17	17	
DIV. I NON-CONF.	2- 7	282	0- 1	184	308	278	278	17	17	

TOTALS	RPI 1-25	RPI 26-50	W-L RECORDS	RPI 51-100	RPI 101-150	RPI 150+				
2- 7	0- 0	0- 0	OVERALL	0- 0	0- 3	2- 4				
1- 2	0- 0	0- 0	HOME	0- 0	0- 1	1- 1				
1- 5	0- 0	0- 0	AWAY	0- 0	0- 2	1- 3				
0- 0	0- 0	0- 0	NEUTRAL	0- 0	0- 0	0- 0				
2- 7	0- 0	0- 0	NON-CONFERENCE	0- 0	0- 3	2- 4				
1- 2	0- 0	0- 0	HOME	0- 0	0- 1	1- 1				
1- 5	0- 0	0- 0	AWAY	0- 0	0- 2	1- 3				
0- 0	0- 0	0- 0	NEUTRAL	0- 0	0- 0	0- 0				
0- 0	0- 0	0- 0	CONFERENCE	0- 0	0- 0	0- 0				
0- 0	0- 0	0- 0	HOME	0- 0	0- 0	0- 0				
0- 0	0- 0	0- 0	AWAY	0- 0	0- 0	0- 0				
0- 0	0- 0	0- 0	NEUTRAL	0- 0	0- 0	0- 0				

RPI 1-25				RPI 26-50				RPI 51-100				RPI 101+ Team's RPI: 278			
RPI	S	Opponent	Score	RPI	S	Opponent	Score	RPI	S	Opponent	Score	RPI	S	Opponent	Score
												102	A	Boston College	60 74
												131	A	Illinois	69 76
												132	H	Houston	72 83
												178	H	Cal St. Fullerton	58 61
												188	A	Milwaukee	65 78
												272	A	Hofstra	65 63
												285	A	Colgate	71 84
												289	H	Army West Point	70 49
												301	A	Saint Joseph's	61 68
LAST 12 Division I GAMES:															
178	H	Cal St. Fullerton	58 61	285	A	Colgate	71 84								
102	A	Boston College	60 74	132	H	Houston	72 83								
301	A	Saint Joseph's	61 68	131	A	Illinois	69 76								
				188	A	Milwaukee	65 78								
				289	H	Army West Point	70 49								
				272	A	Hofstra	65 63								

Non-Div I Games:

Columbi a

Average RPI Win: 0		WON-LOST	WINNING	LAST 10	STRENGTH OF		OPP. STRENGTH	TEAM	ADJ.	CONF.	ADJ CONF.
Average RPI Loss: 147		RECORD	PCT. RANK	GAMES	SCHEDULE		OF SCHEDULE	RPI	RPI	RPI	RPI
DIV. I ONLY		0- 7	326	0- 1	23		311	255	255	32	32
DIV. I NON-CONF.		0- 7	326	0- 1	23		311	255	255	32	32

TOTALS		RPI 1-25		RPI 26-50	W-L RECORDS		RPI 51-100	RPI 101-150		RPI 150+	
0- 7		0- 1		0- 1	OVERALL		0- 1	0- 1		0- 3	
0- 1		0- 0		0- 0	HOME		0- 0	0- 0		0- 1	
0- 6		0- 1		0- 1	AWAY		0- 1	0- 1		0- 2	
0- 0		0- 0		0- 0	NEUTRAL		0- 0	0- 0		0- 0	
0- 7		0- 1		0- 1	NON-CONFERENCE		0- 1	0- 1		0- 3	
0- 1		0- 0		0- 0	HOME		0- 0	0- 0		0- 1	
0- 6		0- 1		0- 1	AWAY		0- 1	0- 1		0- 2	
0- 0		0- 0		0- 0	NEUTRAL		0- 0	0- 0		0- 0	
0- 0		0- 0		0- 0	CONFERENCE		0- 0	0- 0		0- 0	
0- 0		0- 0		0- 0	HOME		0- 0	0- 0		0- 0	
0- 0		0- 0		0- 0	AWAY		0- 0	0- 0		0- 0	
0- 0		0- 0		0- 0	NEUTRAL		0- 0	0- 0		0- 0	

RPI 1-25				RPI 26-50				RPI 51-100				RPI 101+ Team's RPI: 255			
RPI	S	Opponent	Score	RPI	S	Opponent	Score	RPI	S	Opponent	Score	RPI	S	Opponent	Score
19	A	Mississippi St.	38 110	27	A	Maryland	36 93	81	A	Ohio	62 87	146	A	Virginia	41 55
												214	A	West Virginia	37 78
												236	H	UMBC	52 57
												307	A	Marshall	67 88

LAST 12 Division I GAMES:															
				81	A	Ohio	62 87	214	A	West Virginia	37 78				
				146	A	Virginia	41 55								
				307	A	Marshall	67 88								
				19	A	Mississippi St.	38 110								
				236	H	UMBC	52 57								
				27	A	Maryland	36 93								

Non-Div I Games:

Coppin St.

Average RPI Win: 320

Average RPI Loss: 141

WON-LOST
RECORDWINNING
PCT. RANKLAST 10
GAMESSTRENGTH OF
SCHEDULEOPP. STRENGTH
OF SCHEDULETEAM
RPIADJ.
RPICONF.
RPIADJ CONF.
RPIDIV. I ONLY
DIV. I NON-CONF.2- 5
2- 5255
2550- 1
0- 1140
140257
257249
249249
24917
1717
17

TOTALS

RPI 1-25

RPI 26-50

W-L RECORDS

RPI 51-100

RPI 101-150

RPI 150+

2- 5

0- 0

0- 1

OVERALL

0- 0

0- 3

2- 1

2- 0

0- 0

0- 0

HOME

0- 0

0- 0

2- 0

0- 5

0- 0

0- 1

AWAY

0- 0

0- 3

0- 1

0- 0

0- 0

0- 0

NEUTRAL

0- 0

0- 0

0- 0

2- 5

0- 0

0- 1

NON-CONFERENCE

0- 0

0- 3

2- 1

2- 0

0- 0

0- 0

HOME

0- 0

0- 0

2- 0

0- 5

0- 0

0- 1

AWAY

0- 0

0- 3

0- 1

0- 0

0- 0

0- 0

NEUTRAL

0- 0

0- 0

0- 0

0- 0

0- 0

0- 0

CONFERENCE

0- 0

0- 0

0- 0

0- 0

0- 0

0- 0

HOME

0- 0

0- 0

0- 0

0- 0

0- 0

0- 0

AWAY

0- 0

0- 0

0- 0

0- 0

0- 0

0- 0

NEUTRAL

0- 0

0- 0

0- 0

RPI 1-25

RPI 26-50

RPI 51-100

RPI 101+

Team's RPI: 249

RPI S Opponent Score

RPI S Opponent Score

29 A Minnesota 45 65

RPI S Opponent Score

RPI S Opponent Score

113 A Stony Brook 61 63

122 A Colorado St. 53 56

147 A Lehigh 54 67

296 A Binghamton 61 72

304 H UMass Lowell 63 54

336 H Albany (NY) 48 34

LAST 12 Division I GAMES:

336 H Albany (NY) 48 34

296 A Binghamton 61 72

113 A Stony Brook 61 63

147 A Lehigh 54 67

122 A Colorado St. 53 56

29 A Minnesota 45 65

304 H UMass Lowell 63 54

C
o
r
n
e
l
lC
o
r
n
e
l
l

Non-Div I Games:

Cornell

Average RPI	Win: 240	WON-LOST	WINNING	LAST 10	STRENGTH OF	OPP. STRENGTH	TEAM	ADJ.	CONF.	ADJ CONF.
Average RPI	Loss: 34	RECORD	PCT. RANK	GAMES	SCHEDULE	OF SCHEDULE	RPI	RPI	RPI	RPI
DIV. I ONLY	4- 4	160	1- 0	79	111	118	118	4	4	
DIV. I NON-CONF.	4- 4	160	1- 0	79	111	118	118	4	4	

TOTALS	RPI 1-25	RPI 26-50	W-L RECORDS	RPI 51-100	RPI 101-150	RPI 150+				
4- 4	0- 3	0- 0	OVERALL	0- 0	1- 1	3- 0				
2- 2	0- 2	0- 0	HOME	0- 0	1- 0	1- 0				
2- 2	0- 1	0- 0	AWAY	0- 0	0- 1	2- 0				
0- 0	0- 0	0- 0	NEUTRAL	0- 0	0- 0	0- 0				
4- 4	0- 3	0- 0	NON-CONFERENCE	0- 0	1- 1	3- 0				
2- 2	0- 2	0- 0	HOME	0- 0	1- 0	1- 0				
2- 2	0- 1	0- 0	AWAY	0- 0	0- 1	2- 0				
0- 0	0- 0	0- 0	NEUTRAL	0- 0	0- 0	0- 0				
0- 0	0- 0	0- 0	CONFERENCE	0- 0	0- 0	0- 0				
0- 0	0- 0	0- 0	HOME	0- 0	0- 0	0- 0				
0- 0	0- 0	0- 0	AWAY	0- 0	0- 0	0- 0				
0- 0	0- 0	0- 0	NEUTRAL	0- 0	0- 0	0- 0				

RPI 1-25				RPI 26-50				RPI 51-100				RPI 101+				Team's RPI: 118
RPI	S	Opponent	Score	RPI	S	Opponent	Score	RPI	S	Opponent	Score	RPI	S	Opponent	Score	
6	A	South Dakota St.	48 74									103	A	UNI	55 65	
9	H	Drake	69 85									123	H	Nebraska	74 65	
18	H	South Dakota	65 77									234	A	Wi chi ta St.	83 71	
												273	H	Omaha	66 51	
												329	A	North Dakota St.	86 51	

LAST 12 Division I GAMES:																
234	A	Wi chi ta St.	83 71	103	A	UNI	55 65					6	A	South Dakota St.	48 74	
273	H	Omaha	66 51									329	A	North Dakota St.	86 51	
123	H	Nebraska	74 65									18	H	South Dakota	65 77	
9	H	Drake	69 85													

Non-Div I Games:

Creighton

Average RPI Win:	266	WON-LOST	WINNING	LAST 10	STRENGTH OF	OPP. STRENGTH	TEAM	ADJ.	CONF.	ADJ CONF.
Average RPI Loss:	173	RECORD	PCT. RANK	GAMES	SCHEDULE	OF SCHEDULE	RPI	RPI	RPI	RPI

DIV. I ONLY	3- 4	199	0- 1	252	234	239	239	17	17
DIV. I NON-CONF.	3- 4	199	0- 1	252	234	239	239	17	17
TOTALS	RPI 1-25	RPI 26-50	W-L RECORDS	RPI 51-100	RPI 101-150	RPI 150+			
3- 4	0- 0	0- 0	OVERALL	0- 1	0- 1	3- 2			
2- 0	0- 0	0- 0	HOME	0- 0	0- 0	2- 0			
1- 2	0- 0	0- 0	AWAY	0- 0	0- 1	1- 1			
0- 2	0- 0	0- 0	NEUTRAL	0- 1	0- 0	0- 1			
3- 4	0- 0	0- 0	NON-CONFERENCE	0- 1	0- 1	3- 2			
2- 0	0- 0	0- 0	HOME	0- 0	0- 0	2- 0			
1- 2	0- 0	0- 0	AWAY	0- 0	0- 1	1- 1			
0- 2	0- 0	0- 0	NEUTRAL	0- 1	0- 0	0- 1			
0- 0	0- 0	0- 0	CONFERENCE	0- 0	0- 0	0- 0			
0- 0	0- 0	0- 0	HOME	0- 0	0- 0	0- 0			
0- 0	0- 0	0- 0	AWAY	0- 0	0- 0	0- 0			
0- 0	0- 0	0- 0	NEUTRAL	0- 0	0- 0	0- 0			

RPI 1-25				RPI 26-50				RPI 51-100				RPI 101+ Team's RPI: 239			
RPI	S	Opponent	Score	RPI	S	Opponent	Score	RPI	S	Opponent	Score	RPI	S	Opponent	Score
								76	N	Middle Tenn.	58 70	139	A	San Diego	76 78
												171	H	Boston U.	64 44
												178	A	Cal St. Fullerton	62 67
												298	A	Vermont	66 42
												300	N	UC Santa Barbara	56 62
												330	H	Loyola Maryland	54 41
LAST 12 Division I GAMES:															
				139	A	San Diego	76 78					300	N	UC Santa Barbara	56 62
				178	A	Cal St. Fullerton	62 67					171	H	Boston U.	64 44
				76	N	Middle Tenn.	58 70								
				298	A	Vermont	66 42								
				330	H	Loyola Maryland	54 41								

Non-Div I Games:

Dartmouth

Average RPI Win: 268

Average RPI Loss: 206

WON-LOST
RECORDWINNING
PCT. RANKLAST 10
GAMESSTRENGTH OF
SCHEDULEOPP. STRENGTH
OF SCHEDULETEAM
RPIADJ.
RPICONF.
RPIADJ CONF.
RPIDIV. I ONLY
DIV. I NON-CONF.3- 5
3- 5217
2170- 1
0- 1332
332237
237308
308308
30816
1616
16

TOTALS

RPI 1-25

RPI 26-50

W-L RECORDS

RPI 51-100

RPI 101-150

RPI 150+

3- 5

0- 0

0- 0

OVERALL

0- 0

0- 0

3- 5

2- 1

0- 0

0- 0

HOME

0- 0

0- 0

2- 1

1- 4

0- 0

0- 0

AWAY

0- 0

0- 0

1- 4

0- 0

0- 0

0- 0

NEUTRAL

0- 0

0- 0

0- 0

3- 5

0- 0

0- 0

NON-CONFERENCE

0- 0

0- 0

3- 5

2- 1

0- 0

0- 0

HOME

0- 0

0- 0

2- 1

1- 4

0- 0

0- 0

AWAY

0- 0

0- 0

1- 4

0- 0

0- 0

0- 0

NEUTRAL

0- 0

0- 0

0- 0

0- 0

0- 0

0- 0

CONFERENCE

0- 0

0- 0

0- 0

0- 0

0- 0

0- 0

HOME

0- 0

0- 0

0- 0

0- 0

0- 0

0- 0

AWAY

0- 0

0- 0

0- 0

0- 0

0- 0

0- 0

NEUTRAL

0- 0

0- 0

0- 0

RPI 1-25

RPI 26-50

RPI 51-100

RPI 101+

Team's RPI: 308

RPI S Opponent Score

RPI S Opponent Score

RPI S Opponent Score

RPI S Opponent Score

167 A UNC Asheville 56 69

189 A Princeton 57 65

192 H William & Mary 76 65

199 A Elon 72 73

211 H Appalachian St. 78 81

264 A Gardner-Webb 49 54

267 H High Point 71 62

346 A Charleston So. 72 34

LAST 12 Division I GAMES:

199 A Elon 72 73

346 A Charleston So. 72 34

189 A Princeton 57 65

267 H High Point 71 62

192 H William & Mary 76 65

167 A UNC Asheville 56 69

211 H Appalachian St. 78 81

264 A Gardner-Webb 49 54

Davidson

Average RPI Win: 154
Average RPI Loss: 58

WON-LOST
RECORD

WINNING
PCT. RANK

LAST 10
GAMES

STRENGTH OF
SCHEDULE

OPP. STRENGTH
OF SCHEDULE

TEAM
RPI

ADJ.
RPI

CONF.
RPI

ADJ CONF.
RPI

DIV. I ONLY	3- 5	217	1- 0	8	210	85	85	16	16
DIV. I NON-CONF.	3- 5	217	1- 0	8	210	85	85	16	16
TOTALS	RPI 1-25	RPI 26-50	W-L RECORDS	RPI 51-100	RPI 101-150	RPI 150+			
3- 5	0- 1	0- 2	OVERALL	2- 1	0- 1	1- 0			
3- 1	0- 0	0- 1	HOME	2- 0	0- 0	1- 0			
0- 4	0- 1	0- 1	AWAY	0- 1	0- 1	0- 0			
0- 0	0- 0	0- 0	NEUTRAL	0- 0	0- 0	0- 0			
3- 5	0- 1	0- 2	NON-CONFERENCE	2- 1	0- 1	1- 0			
3- 1	0- 0	0- 1	HOME	2- 0	0- 0	1- 0			
0- 4	0- 1	0- 1	AWAY	0- 1	0- 1	0- 0			
0- 0	0- 0	0- 0	NEUTRAL	0- 0	0- 0	0- 0			
0- 0	0- 0	0- 0	CONFERENCE	0- 0	0- 0	0- 0			
0- 0	0- 0	0- 0	HOME	0- 0	0- 0	0- 0			
0- 0	0- 0	0- 0	AWAY	0- 0	0- 0	0- 0			
0- 0	0- 0	0- 0	NEUTRAL	0- 0	0- 0	0- 0			

RPI 1-25				RPI 26-50				RPI 51-100 Team's RPI: 85				RPI 101+			
RPI	S	Opponent	Score	RPI	S	Opponent	Score	RPI	S	Opponent	Score	RPI	S	Opponent	Score
22	A	Green Bay	35 51	27	A	Maryl and	71 82	79	H	Toledo	70 49	107	A	James Madi son	55 68
				34	H	Northeastern	79 84	98	A	South Carol i na	55 65	285	H	Col gate	67 58
								99	H	Buffal o	72 59				
LAST 12 Division I GAMES:															
				99	H	Buffal o	72 59	34	H	Northeastern	79 84				
				107	A	James Madi son	55 68	27	A	Maryl and	71 82				
				98	A	South Carol i na	55 65	285	H	Col gate	67 58				
				22	A	Green Bay	35 51								
				79	H	Toledo	70 49								

Non-Div I Games:

Dayton

Average RPI Win: 158

Average RPI Loss: 5

WON-LOST
RECORDWINNING
PCT. RANKLAST 10
GAMESSTRENGTH OF
SCHEDULEOPP. STRENGTH
OF SCHEDULETEAM
RPIADJ.
RPICONF.
RPIADJ CONF.
RPIDIV. I ONLY
DIV. I NON-CONF.6- 3
6- 398
981- 0
1- 036
3627
2735
3535
354
44
4

TOTALS

RPI 1-25

RPI 26-50

W-L RECORDS

RPI 51-100

RPI 101-150

RPI 150+

6- 3 1- 3
4- 1 1- 1
0- 1 0- 1
2- 1 0- 10- 0
0- 0
0- 0
0- 0OVERALL
HOME
AWAY
NEUTRAL1- 0
1- 0
0- 0
0- 01- 0
0- 0
0- 0
1- 03- 0
2- 0
0- 0
1- 06- 3 1- 3
4- 1 1- 1
0- 1 0- 1
2- 1 0- 10- 0
0- 0
0- 0
0- 0NON-CONFERENCE
HOME
AWAY
NEUTRAL1- 0
1- 0
0- 0
0- 01- 0
0- 0
0- 0
1- 03- 0
2- 0
0- 0
1- 00- 0 0- 0
0- 0 0- 0
0- 0 0- 0
0- 0 0- 00- 0
0- 0
0- 0
0- 0CONFERENCE
HOME
AWAY
NEUTRAL0- 0
0- 0
0- 0
0- 00- 0
0- 0
0- 0
0- 00- 0
0- 0
0- 0
0- 0

RPI 1-25

RPI	S	Opponent	Score
1	H	Notre Dame	77 101
2	A	UConn	63 99
12	N	Syracuse	81 83
22	H	Green Bay	73 64

RPI 26-50

Team's RPI: 35

RPI S Opponent Score

RPI 51-100

RPI	S	Opponent	Score
51	H	Northwestern	76 60

RPI 101+

RPI	S	Opponent	Score
106	N	Kansas St.	79 59
189	N	Princeton	82 67
228	H	Temple	102 88
349	H	Savannah St.	124 61

LAST 12 Division I GAMES:

349	H	Savannah St.	124 61	51	H	Northwestern	76 60
12	N	Syracuse	81 83	228	H	Temple	102 88
106	N	Kansas St.	79 59	2	A	UConn	63 99
189	N	Princeton	82 67				
1	H	Notre Dame	77 101				
22	H	Green Bay	73 64				

DePaul

DePaul

Non-Div I Games:

DePaul

Loss, Non-Conf, S Site, H Home A Away N Neutral

Average RPI Loss: 131

DIV. I ONLY	3- 5	217	1- 0	171	296	208	208	14	14
DIV. I NON-CONF.	3- 5	217	1- 0	171	296	208	208	14	14
TOTALS	RPI 1-25	RPI 26-50	W-L RECORDS	RPI 51-100	RPI 101-150	RPI 150+			
3- 5	0- 0	0- 0	OVERALL	0- 0	0- 3	3- 2			
0- 0	0- 0	0- 0	HOME	0- 0	0- 0	0- 0			
1- 3	0- 0	0- 0	AWAY	0- 0	0- 1	1- 2			
2- 2	0- 0	0- 0	NEUTRAL	0- 0	0- 2	2- 0			
3- 5	0- 0	0- 0	NON-CONFERENCE	0- 0	0- 3	3- 2			
0- 0	0- 0	0- 0	HOME	0- 0	0- 0	0- 0			
1- 3	0- 0	0- 0	AWAY	0- 0	0- 1	1- 2			
2- 2	0- 0	0- 0	NEUTRAL	0- 0	0- 2	2- 0			
0- 0	0- 0	0- 0	CONFERENCE	0- 0	0- 0	0- 0			
0- 0	0- 0	0- 0	HOME	0- 0	0- 0	0- 0			
0- 0	0- 0	0- 0	AWAY	0- 0	0- 0	0- 0			
0- 0	0- 0	0- 0	NEUTRAL	0- 0	0- 0	0- 0			

RPI 1-25				RPI 26-50				RPI 51-100				RPI 101+ Team's RPI: 208			
RPI	S	Opponent	Score	RPI	S	Opponent	Score	RPI	S	Opponent	Score	RPI	S	Opponent	Score
												103	A	UNI	67 79
												108	N	Montana St.	60 69
												110	N	Bradley	47 59
												161	A	George Mason	46 72
												171	A	Boston U.	61 72
												186	N	Nicholls St.	71 56
												311	N	Lafayette	65 47
												321	A	Delaware St.	85 77
LAST 12 Division I GAMES:															
												311	N	Lafayette	65 47
												186	N	Nicholls St.	71 56
												161	A	George Mason	46 72
												171	A	Boston U.	61 72
												110	N	Bradley	47 59
												321	A	Delaware St.	85 77

Non-Div l Games:

Del aware

Average RPI	Win:	0	WON-LOST	WINNING	LAST 10	STRENGTH OF	OPP. STRENGTH	TEAM	ADJ.	CONF.	ADJ CONF.
Average RPI	Loss:	152	RECORD	PCT. RANK	GAMES	SCHEDULE	OF SCHEDULE	RPI	RPI	RPI	RPI

DIV. I ONLY	0- 4	326	0- 0	161	253	321	321	32	32
DIV. I NON-CONF.	0- 4	326	0- 0	161	253	321	321	32	32

TOTALS	RPI 1-25	RPI 26-50	W-L RECORDS	RPI 51-100	RPI 101-150	RPI 150+			
0- 4	0- 0	0- 0	OVERALL	0- 1	0- 1	0- 2			
0- 2	0- 0	0- 0	HOME	0- 0	0- 1	0- 1			
0- 2	0- 0	0- 0	AWAY	0- 1	0- 0	0- 1			
0- 0	0- 0	0- 0	NEUTRAL	0- 0	0- 0	0- 0			
0- 4	0- 0	0- 0	NON-CONFERENCE	0- 1	0- 1	0- 2			
0- 2	0- 0	0- 0	HOME	0- 0	0- 1	0- 1			
0- 2	0- 0	0- 0	AWAY	0- 1	0- 0	0- 1			
0- 0	0- 0	0- 0	NEUTRAL	0- 0	0- 0	0- 0			
0- 0	0- 0	0- 0	CONFERENCE	0- 0	0- 0	0- 0			
0- 0	0- 0	0- 0	HOME	0- 0	0- 0	0- 0			
0- 0	0- 0	0- 0	AWAY	0- 0	0- 0	0- 0			
0- 0	0- 0	0- 0	NEUTRAL	0- 0	0- 0	0- 0			

RPI 1-25				RPI 26-50				RPI 51-100				RPI 101+ Team's RPI: 321				
RPI	S	Opponent	Score	RPI	S	Opponent	Score	RPI	S	Opponent	Score	RPI	S	Opponent	Score	
								65	A	St. John's (NY)	44	82				
												107	H	James Madison	57	103
												208	H	Delaware	77	85
												228	A	Temple	61	75
LAST 12 Division I GAMES:																
								65	A	St. John's (NY)	44	82				
								208	H	Delaware	77	85				
								107	H	James Madison	57	103				
								228	A	Temple	61	75				

Non-Div I Games: Post 65 53 Cheyney 79 59

Del aware St.

Average RPI	Win:	150	WON-LOST	WINNING	LAST 10	STRENGTH OF	OPP. STRENGTH	TEAM	ADJ.	CONF.	ADJ CONF.
Average RPI	Loss:	39	RECORD	PCT. RANK	GAMES	SCHEDULE	OF SCHEDULE	RPI	RPI	RPI	RPI
DIV. I ONLY		7- 2		50	1- 0	199	17	57	57	12	12
DIV. I NON-CONF.		7- 2		50	1- 0	199	17	57	57	12	12

TOTALS	RPI 1-25		RPI 26-50		W-L RECORDS	RPI 51-100		RPI 101-150		RPI 150+	
7- 2	0- 0		1- 2		OVERALL	1- 0		1- 0		4- 0	
6- 0	0- 0		1- 0		HOME	1- 0		1- 0		3- 0	
1- 2	0- 0		0- 2		AWAY	0- 0		0- 0		1- 0	
0- 0	0- 0		0- 0		NEUTRAL	0- 0		0- 0		0- 0	
7- 2	0- 0		1- 2		NON-CONFERENCE	1- 0		1- 0		4- 0	
6- 0	0- 0		1- 0		HOME	1- 0		1- 0		3- 0	
1- 2	0- 0		0- 2		AWAY	0- 0		0- 0		1- 0	
0- 0	0- 0		0- 0		NEUTRAL	0- 0		0- 0		0- 0	
0- 0	0- 0		0- 0		CONFERENCE	0- 0		0- 0		0- 0	
0- 0	0- 0		0- 0		HOME	0- 0		0- 0		0- 0	
0- 0	0- 0		0- 0		AWAY	0- 0		0- 0		0- 0	
0- 0	0- 0		0- 0		NEUTRAL	0- 0		0- 0		0- 0	

RPI	S	Opponent	Score	RPI	S	Opponent	Score	RPI	S	Opponent	Score	RPI	S	Opponent	Score
				28	H	Lamar University	117 110	69	H	Loyola Marymount	104 75	126	H	American	83 54
				33	A	Northern Colo.	66 74					153	H	Air Force	92 66
				44	A	Wyoming	74 78					221	A	Southern Utah	71 70
												223	H	UMKC	92 75
												232	H	St. Bonaventure	76 62

LAST 12 Division I GAMES:															
				33	A	Northern Colo.	66 74	221	A	Southern Utah	71 70				
				153	H	Air Force	92 66	44	A	Wyoming	74 78				
				223	H	UMKC	92 75	69	H	Loyola Marymount	104 75				
								232	H	St. Bonaventure	76 62				
								28	H	Lamar University	117 110				
								126	H	American	83 54				

Non-Div I Games:

Denver

Average RPI Win:	335	WON-LOST	WINNING	LAST 10	STRENGTH OF	OPP. STRENGTH	TEAM	ADJ.	CONF.	ADJ CONF.
Average RPI Loss:	145	RECORD	PCT. RANK	GAMES	SCHEDULE	OF SCHEDULE	RPI	RPI	RPI	RPI
DIV. I ONLY	1- 6	300	0- 1	99	293	253	253	13	13	
DIV. I NON-CONF.	1- 6	300	0- 1	99	293	253	253	13	13	

TOTALS	RPI 1-25	RPI 26-50	W-L RECORDS	RPI 51-100	RPI 101-150	RPI 150+				
1- 6	0- 0	0- 1	OVERALL	0- 1	0- 1	1- 3				
0- 2	0- 0	0- 0	HOME	0- 0	0- 1	0- 1				
1- 4	0- 0	0- 1	AWAY	0- 1	0- 0	1- 2				
0- 0	0- 0	0- 0	NEUTRAL	0- 0	0- 0	0- 0				
1- 6	0- 0	0- 1	NON-CONFERENCE	0- 1	0- 1	1- 3				
0- 2	0- 0	0- 0	HOME	0- 0	0- 1	0- 1				
1- 4	0- 0	0- 1	AWAY	0- 1	0- 0	1- 2				
0- 0	0- 0	0- 0	NEUTRAL	0- 0	0- 0	0- 0				
0- 0	0- 0	0- 0	CONFERENCE	0- 0	0- 0	0- 0				
0- 0	0- 0	0- 0	HOME	0- 0	0- 0	0- 0				
0- 0	0- 0	0- 0	AWAY	0- 0	0- 0	0- 0				
0- 0	0- 0	0- 0	NEUTRAL	0- 0	0- 0	0- 0				

RPI	S	Opponent	Score	RPI	S	Opponent	Score	RPI	S	Opponent	Score	RPI	S	Opponent	Score
41	A	Mi chi gan	62 95	95	A	Ohio St.	41 55	114	H	Mi ami (OH)	59 78	170	A	Eastern Mi ch.	53 60
								177	A	Loyol a Chi cago	43 52	273	H	Omaha	42 51
								335	A	Manhattan	58 56				
LAST 12 Division I GAMES:															
170	A	Eastern Mi ch.	53 60	41	A	Mi chi gan	62 95	114	H	Mi ami (OH)	59 78	177	A	Loyol a Chi cago	43 52
273	H	Omaha	42 51	95	A	Ohio St.	41 55								
335	A	Manhattan	58 56												

Non-Div I Games: Mi ch. -Dearborn 68 60

Detroit Mercy

Average RPI Win: 123

Average RPI Loss: 4

WON-LOST
RECORDWINNING
PCT. RANKLAST 10
GAMESSTRENGTH OF
SCHEDULEOPP. STRENGTH
OF SCHEDULETEAM
RPIADJ.
RPICONF.
RPIADJ CONF.
RPIDIV. I ONLY
DIV. I NON-CONF.7- 2
7- 250
501- 0
1- 043
437
79
99
915
1515
15

TOTALS

RPI 1-25

RPI 26-50

W-L RECORDS

RPI 51-100

RPI 101-150

RPI 150+

7- 2 1- 2

2- 0 1- 0

3- 1 0- 1

2- 1 0- 1

0- 0

0- 0

0- 0

0- 0

OVERALL

1- 0

HOME

0- 0

AWAY

0- 0

NEUTRAL

1- 0

4- 0

1- 0

2- 0

1- 0

1- 0

0- 0

1- 0

0- 0

7- 2 1- 2

2- 0 1- 0

3- 1 0- 1

2- 1 0- 1

0- 0

0- 0

0- 0

0- 0

NON-CONFERENCE

1- 0

HOME

0- 0

AWAY

0- 0

NEUTRAL

1- 0

4- 0

1- 0

2- 0

1- 0

1- 0

0- 0

1- 0

0- 0

0- 0 0- 0

0- 0 0- 0

0- 0 0- 0

0- 0 0- 0

0- 0

0- 0

0- 0

0- 0

CONFERENCE

0- 0

HOME

0- 0

AWAY

0- 0

NEUTRAL

0- 0

0- 0

0- 0

0- 0

0- 0

0- 0

0- 0

0- 0

0- 0

RPI 1-25

Team's RPI: 9

RPI 26-50

RPI 51-100

RPI 101+

RPI	S	Opponent	Score
1	N	Notre Dame	64 82
6	A	South Dakota St.	71 80
18	H	South Dakota	76 64

RPI	S	Opponent	Score
-----	---	----------	-------

RPI	S	Opponent	Score
98	N	South Carolina	90 85

RPI	S	Opponent	Score
104	N	Rutgers	69 59
118	A	Creighton	85 69
123	A	Nebraska	83 77
140	H	CSUN	73 63
263	A	Western Ill.	98 71

LAST 12 Division I GAMES:

6	A	South Dakota St.	71	80	98	N	South Carolina	90	85
118	A	Creighton	85	69	1	N	Notre Dame	64	82
104	N	Rutgers	69	59	123	A	Nebraska	83	77
140	H	CSUN	73	63					
18	H	South Dakota	76	64					
263	A	Western Ill.	98	71					

Non-Div I Games:

Clarke

91 43

Drake

Loss, Non-Conf, S Site, H Home A Away N Neutral

Average RPI Win: 266		WON-LOST	WINNING	LAST 10	STRENGTH OF		OPP. STRENGTH	TEAM	ADJ.	CONF.	ADJ CONF.
Average RPI Loss: 94		RECORD	PCT. RANK	GAMES	SCHEDULE		OF SCHEDULE	RPI	RPI	RPI	RPI
DIV. I ONLY		6- 2	63	1- 0	278		198	155	155	14	14
DIV. I NON-CONF.		6- 2	63	1- 0	278		198	155	155	14	14

TOTALS		RPI 1-25		RPI 26-50	W-L RECORDS		RPI 51-100	RPI 101-150		RPI 150+	
6- 2		0- 0		0- 0	OVERALL		1- 1	0- 1		5- 0	
2- 1		0- 0		0- 0	HOME		1- 1	0- 0		1- 0	
3- 0		0- 0		0- 0	AWAY		0- 0	0- 0		3- 0	
1- 1		0- 0		0- 0	NEUTRAL		0- 0	0- 1		1- 0	
6- 2		0- 0		0- 0	NON-CONFERENCE		1- 1	0- 1		5- 0	
2- 1		0- 0		0- 0	HOME		1- 1	0- 0		1- 0	
3- 0		0- 0		0- 0	AWAY		0- 0	0- 0		3- 0	
1- 1		0- 0		0- 0	NEUTRAL		0- 0	0- 1		1- 0	
0- 0		0- 0		0- 0	CONFERENCE		0- 0	0- 0		0- 0	
0- 0		0- 0		0- 0	HOME		0- 0	0- 0		0- 0	
0- 0		0- 0		0- 0	AWAY		0- 0	0- 0		0- 0	
0- 0		0- 0		0- 0	NEUTRAL		0- 0	0- 0		0- 0	

RPI 1-25				RPI 26-50				RPI 51-100				RPI 101+				Team's RPI: 155
RPI	S	Opponent	Score	RPI	S	Opponent	Score	RPI	S	Opponent	Score	RPI	S	Opponent	Score	
								56	H	Bucknell	64 42	112	N	Wright St.	63	71
								75	H	Quinnipiac	52 56	293	N	Siena	51	39
												298	A	Vermont	60	44
												301	H	Saint Joseph's	51	34
												315	A	La Salle	58	43
												335	A	Manhattan	53	39

LAST 12 Division I GAMES:																
								56	H	Bucknell	64 42	298	A	Vermont	60	44
								301	H	Saint Joseph's	51 34	112	N	Wright St.	63	71
								75	H	Quinnipiac	52 56	335	A	Manhattan	53	39
												315	A	La Salle	58	43
												293	N	Siena	51	39

Non-Div I Games:

Drexel

D
u
k
e

D
u
k
e

Duke

Average RPI	Win:	170	WON-LOST	WINNING	LAST 10	STRENGTH OF	OPP. STRENGTH	TEAM	ADJ.	CONF.	ADJ CONF.
Average RPI	Loss:	55	RECORD	PCT. RANK	GAMES	SCHEDULE	OF SCHEDULE	RPI	RPI	RPI	RPI
DIV. I ONLY		4- 3		131	1- 0	39		140	26	26	16
DIV. I NON-CONF.		4- 3		131	1- 0	39		140	26	26	16

TOTALS	RPI 1-25		RPI 26-50		W-L RECORDS	RPI 51-100		RPI 101-150		RPI 150+	
4- 3	0- 0		0- 2		OVERALL	0- 1		2- 0		2- 0	
1- 0	0- 0		0- 0		HOME	0- 0		1- 0		0- 0	
3- 3	0- 0		0- 2		AWAY	0- 1		1- 0		2- 0	
0- 0	0- 0		0- 0		NEUTRAL	0- 0		0- 0		0- 0	
4- 3	0- 0		0- 2		NON-CONFERENCE	0- 1		2- 0		2- 0	
1- 0	0- 0		0- 0		HOME	0- 0		1- 0		0- 0	
3- 3	0- 0		0- 2		AWAY	0- 1		1- 0		2- 0	
0- 0	0- 0		0- 0		NEUTRAL	0- 0		0- 0		0- 0	
0- 0	0- 0		0- 0		CONFERENCE	0- 0		0- 0		0- 0	
0- 0	0- 0		0- 0		HOME	0- 0		0- 0		0- 0	
0- 0	0- 0		0- 0		AWAY	0- 0		0- 0		0- 0	
0- 0	0- 0		0- 0		NEUTRAL	0- 0		0- 0		0- 0	

RPI 1-25				RPI 26-50				RPI 51-100				RPI 101+			
RPI	S	Opponent	Score	RPI	S	Opponent	Score	RPI	S	Opponent	Score	RPI	S	Opponent	Score
				40	A	TCU	48 61	79	A	Toledo	52 65	115	A	Penn St.	64 58
				47	A	Texas	41 78					150	H	Mt. St. Mary's	73 64
												165	A	Kent St.	77 72
												248	A	Saint Francis (PA)	93 73
LAST 12 Division I GAMES:															
				115	A	Penn St.	64 58	40	A	TCU	48 61				
				165	A	Kent St.	77 72								
				248	A	Saint Francis (PA)	93 73								
				79	A	Toledo	52 65								
				150	H	Mt. St. Mary's	73 64								
				47	A	Texas	41 78								

Non-Div I Games:

Duquesne

Average RPI Win:	211	WON-LOST	WINNING	LAST 10	STRENGTH OF	OPP. STRENGTH	TEAM	ADJ.	CONF.	ADJ CONF.
Average RPI Loss:	146	RECORD	PCT. RANK	GAMES	SCHEDULE	OF SCHEDULE	RPI	RPI	RPI	RPI
DIV. I ONLY	1- 10	325	0- 2	95	225	283	283	25	25	
DIV. I NON-CONF.	1- 10	325	0- 2	95	225	283	283	25	25	

TOTALS	RPI 1-25	RPI 26-50	W-L RECORDS	RPI 51-100	RPI 101-150	RPI 150+				
1- 10	0- 0	0- 0	OVERALL	0- 3	0- 3	1- 4				
1- 3	0- 0	0- 0	HOME	0- 0	0- 1	1- 2				
0- 4	0- 0	0- 0	AWAY	0- 2	0- 1	0- 1				
0- 3	0- 0	0- 0	NEUTRAL	0- 1	0- 1	0- 1				
1- 10	0- 0	0- 0	NON-CONFERENCE	0- 3	0- 3	1- 4				
1- 3	0- 0	0- 0	HOME	0- 0	0- 1	1- 2				
0- 4	0- 0	0- 0	AWAY	0- 2	0- 1	0- 1				
0- 3	0- 0	0- 0	NEUTRAL	0- 1	0- 1	0- 1				
0- 0	0- 0	0- 0	CONFERENCE	0- 0	0- 0	0- 0				
0- 0	0- 0	0- 0	HOME	0- 0	0- 0	0- 0				
0- 0	0- 0	0- 0	AWAY	0- 0	0- 0	0- 0				
0- 0	0- 0	0- 0	NEUTRAL	0- 0	0- 0	0- 0				

RPI 1-25				RPI 26-50				RPI 51-100				RPI 101+ Team's RPI: 283					
RPI	S	Opponent	Score	RPI	S	Opponent	Score	RPI	S	Opponent	Score	RPI	S	Opponent	Score		
								64	A	Michigan St.	53	75	104	N	Rutgers	44	68
								96	A	Radford	64	79	124	A	South Alabama	74	81
								98	N	South Carolina	55	101	132	H	Houston	77	84
													163	N	Western Ky.	68	82
													187	A	Cincinnati	64	77
													195	H	Troy	66	84
													211	H	Appalachian St.	95	64
													295	H	Liberty	86	89

LAST 12 Division I GAMES:																	
124	A	South Alabama	74	81	104	N	Rutgers	44	68								
98	N	South Carolina	55	101	163	N	Western Ky.	68	82								
195	H	Troy	66	84	295	H	Liberty	86	89								
96	A	Radford	64	79	132	H	Houston	77	84								
64	A	Michigan St.	53	75	211	H	Appalachian St.	95	64								
187	A	Cincinnati	64	77													

Non-Div I Games:

ETSU

Average RPI Win:	236	WON-LOST	WINNING	LAST 10	STRENGTH OF	OPP. STRENGTH	TEAM	ADJ.	CONF.	ADJ CONF.
Average RPI Loss:	136	RECORD	PCT. RANK	GAMES	SCHEDULE	OF SCHEDULE	RPI	RPI	RPI	RPI
DIV. I ONLY	5- 2	84	0- 1	292	157	174	174	8	8	
DIV. I NON-CONF.	5- 2	84	0- 1	292	157	174	174	8	8	

TOTALS	RPI 1-25	RPI 26-50	W-L RECORDS	RPI 51-100	RPI 101-150	RPI 150+				
5- 2	0- 0	0- 0	OVERALL	1- 1	0- 0	4- 1				
5- 0	0- 0	0- 0	HOME	1- 0	0- 0	4- 0				
0- 2	0- 0	0- 0	AWAY	0- 1	0- 0	0- 1				
0- 0	0- 0	0- 0	NEUTRAL	0- 0	0- 0	0- 0				
5- 2	0- 0	0- 0	NON-CONFERENCE	1- 1	0- 0	4- 1				
5- 0	0- 0	0- 0	HOME	1- 0	0- 0	4- 0				
0- 2	0- 0	0- 0	AWAY	0- 1	0- 0	0- 1				
0- 0	0- 0	0- 0	NEUTRAL	0- 0	0- 0	0- 0				
0- 0	0- 0	0- 0	CONFERENCE	0- 0	0- 0	0- 0				
0- 0	0- 0	0- 0	HOME	0- 0	0- 0	0- 0				
0- 0	0- 0	0- 0	AWAY	0- 0	0- 0	0- 0				
0- 0	0- 0	0- 0	NEUTRAL	0- 0	0- 0	0- 0				

RPI 1-25				RPI 26-50				RPI 51-100				RPI 101+				Team's RPI: 174
RPI	S	Opponent	Score	RPI	S	Opponent	Score	RPI	S	Opponent	Score	RPI	S	Opponent	Score	
								80	A	Charlotte	46 52	164	H	Monmouth	73 67	
								97	H	Wake Forest	70 61	192	A	William & Mary	43 63	
												251	H	Kennesaw St.	68 56	
												328	H	UMES	84 69	
												340	H	Grand Canyon	59 47	

LAST 12 Division I GAMES:																
				328	H	UMES	84 69	80	A	Charlotte	46 52					
								192	A	William & Mary	43 63					
								97	H	Wake Forest	70 61					
								251	H	Kennesaw St.	68 56					
								340	H	Grand Canyon	59 47					
								164	H	Monmouth	73 67					

Non-Div I Games:

East Carolina

Average RPI Win:	293	WON-LOST	WINNING	LAST 10	STRENGTH OF	OPP. STRENGTH	TEAM	ADJ.	CONF.	ADJ CONF.
Average RPI Loss:	153	RECORD	PCT. RANK	GAMES	SCHEDULE	OF SCHEDULE	RPI	RPI	RPI	RPI
DIV. I ONLY	2- 4	238	0- 1	202	255	230	230	22	22	
DIV. I NON-CONF.	2- 4	238	0- 1	202	255	230	230	22	22	

TOTALS	RPI 1-25	RPI 26-50	W-L RECORDS	RPI 51-100	RPI 101-150	RPI 150+				
2- 4	0- 0	0- 0	OVERALL	0- 1	0- 1	2- 2				
1- 0	0- 0	0- 0	HOME	0- 0	0- 0	1- 0				
0- 4	0- 0	0- 0	AWAY	0- 1	0- 1	0- 2				
1- 0	0- 0	0- 0	NEUTRAL	0- 0	0- 0	1- 0				
2- 4	0- 0	0- 0	NON-CONFERENCE	0- 1	0- 1	2- 2				
1- 0	0- 0	0- 0	HOME	0- 0	0- 0	1- 0				
0- 4	0- 0	0- 0	AWAY	0- 1	0- 1	0- 2				
1- 0	0- 0	0- 0	NEUTRAL	0- 0	0- 0	1- 0				
0- 0	0- 0	0- 0	CONFERENCE	0- 0	0- 0	0- 0				
0- 0	0- 0	0- 0	HOME	0- 0	0- 0	0- 0				
0- 0	0- 0	0- 0	AWAY	0- 0	0- 0	0- 0				
0- 0	0- 0	0- 0	NEUTRAL	0- 0	0- 0	0- 0				

RPI 1-25				RPI 26-50				RPI 51-100				RPI 101+				Team's RPI: 230	
RPI	S	Opponent	Score	RPI	S	Opponent	Score	RPI	S	Opponent	Score	RPI	S	Opponent	Score		
								67	A	Butler	37	72	110	A	Bradley	64	67
												174	A	Southern Ill.	59	73	
												259	A	Valparaiso	60	62	
												263	N	Western Ill.	64	62	
												322	H	Purdue Fort Wayne	72	63	

LAST 12 Division I GAMES:																	
				174	A	Southern Ill.	59	73	67	A	Butler	37	72				
				263	N	Western Ill.	64	62									
				259	A	Valparaiso	60	62									
				110	A	Bradley	64	67									
				322	H	Purdue Fort Wayne	72	63									

Non-Div I Games: Lincoln Christian 97 34 Oakland City 102 43

Eastern Ill.

Average RPI Win: 0
Average RPI Loss: 168

WON-LOST
RECORD

WINNING
PCT. RANK

LAST 10
GAMES

STRENGTH OF
SCHEDULE

OPP. STRENGTH
OF SCHEDULE

TEAM
RPI

ADJ.
RPI

CONF.
RPI

ADJ CONF.
RPI

DIV. I ONLY
DIV. I NON-CONF.

0- 7
0- 7

326
326

0- 1
0- 1

22
22

345
345

261
261

261
261

22
22

22
22

TOTALS

RPI 1-25

RPI 26-50

W-L RECORDS

RPI 51-100

RPI 101-150

RPI 150+

0- 7

0- 0

0- 1

OVERALL

0- 1

0- 1

0- 4

0- 1

0- 0

0- 0

HOME

0- 0

0- 0

0- 1

0- 4

0- 0

0- 0

AWAY

0- 1

0- 1

0- 2

0- 2

0- 0

0- 1

NEUTRAL

0- 0

0- 0

0- 1

0- 7

0- 0

0- 1

NON-CONFERENCE

0- 1

0- 1

0- 4

0- 1

0- 0

0- 0

HOME

0- 0

0- 0

0- 1

0- 4

0- 0

0- 0

AWAY

0- 1

0- 1

0- 2

0- 2

0- 0

0- 1

NEUTRAL

0- 0

0- 0

0- 1

0- 0

0- 0

0- 0

CONFERENCE

0- 0

0- 0

0- 0

0- 0

0- 0

0- 0

HOME

0- 0

0- 0

0- 0

0- 0

0- 0

0- 0

AWAY

0- 0

0- 0

0- 0

0- 0

0- 0

0- 0

NEUTRAL

0- 0

0- 0

0- 0

RPI 1-25

RPI 26-50

RPI 51-100

RPI 101+

Team's RPI: 261

RPI S Opponent Score

RPI S Opponent Score

RPI S Opponent Score

RPI S Opponent Score

46 N Florida St. 45 62

81 A Ohio 60 100

114 A Miami (OH) 44 60

182 H Saint Louis 43 70

214 N West Virginia 39 81

215 A Akron 54 63

326 A Western Mich. 53 64

LAST 12 Division I GAMES:

114 A Miami (OH) 44 60

182 H Saint Louis 43 70

214 N West Virginia 39 81

215 A Akron 54 63

326 A Western Mich. 53 64

46 N Florida St. 45 62

81 A Ohio 60 100

Non-Div I Games:

Ky. Christian

90 35

Eastern Ky.

Average RPI	Win:	264	WON-LOST	WINNING	LAST 10	STRENGTH OF	OPP. STRENGTH	TEAM	ADJ.	CONF.	ADJ CONF.
Average RPI	Loss:	68	RECORD	PCT. RANK	GAMES	SCHEDULE	OF SCHEDULE	RPI	RPI	RPI	RPI
DIV. I ONLY		5- 2		84	1- 0	296		100	170	170	11
DIV. I NON-CONF.		5- 2		84	1- 0	296		100	170	170	11

TOTALS	RPI 1-25		RPI 26-50		W-L RECORDS	RPI 51-100		RPI 101-150		RPI 150+	
5- 2	0- 1		0- 0		OVERALL	0- 0		0- 1		5- 0	
4- 0	0- 0		0- 0		HOME	0- 0		0- 0		4- 0	
1- 1	0- 0		0- 0		AWAY	0- 0		0- 1		1- 0	
0- 1	0- 1		0- 0		NEUTRAL	0- 0		0- 0		0- 0	
5- 2	0- 1		0- 0		NON-CONFERENCE	0- 0		0- 1		5- 0	
4- 0	0- 0		0- 0		HOME	0- 0		0- 0		4- 0	
1- 1	0- 0		0- 0		AWAY	0- 0		0- 1		1- 0	
0- 1	0- 1		0- 0		NEUTRAL	0- 0		0- 0		0- 0	
0- 0	0- 0		0- 0		CONFERENCE	0- 0		0- 0		0- 0	
0- 0	0- 0		0- 0		HOME	0- 0		0- 0		0- 0	
0- 0	0- 0		0- 0		AWAY	0- 0		0- 0		0- 0	
0- 0	0- 0		0- 0		NEUTRAL	0- 0		0- 0		0- 0	

RPI 1-25				RPI 26-50				RPI 51-100				RPI 101+ Team's RPI: 170			
RPI	S	Opponent	Score	RPI	S	Opponent	Score	RPI	S	Opponent	Score	RPI	S	Opponent	Score
5	N	Iowa St.	59 85									131	A	Illinois	66 72
												209	H	UIC	52 38
												253	H	Detroit Mercy	60 53
												258	H	Illinois St.	50 41
												277	H	Cleveland St.	69 63
												322	A	Purdue Fort Wayne	87 72

LAST 12 Division I GAMES:															
322	A	Purdue Fort Wayne	87 72	5	N	Iowa St.	59 85	258	H	Illinois St.	50 41				
253	H	Detroit Mercy	60 53					277	H	Cleveland St.	69 63				
131	A	Illinois	66 72												
209	H	UIC	52 38												

Non-Div I Games:

Eastern Mich.

Average RPI Win:	0	WON-LOST	WINNING	LAST 10	STRENGTH OF	OPP. STRENGTH	TEAM	ADJ.	CONF.	ADJ CONF.
Average RPI Loss:	131	RECORD	PCT. RANK	GAMES	SCHEDULE	OF SCHEDULE	RPI	RPI	RPI	RPI
DIV. I ONLY	0- 6	326	0- 1	57	236	279	279	10	10	
DIV. I NON-CONF.	0- 6	326	0- 1	57	236	279	279	10	10	

TOTALS	RPI 1-25	RPI 26-50	W-L RECORDS	RPI 51-100	RPI 101-150	RPI 150+				
0- 6	0- 1	0- 0	OVERALL	0- 1	0- 3	0- 1				
0- 3	0- 1	0- 0	HOME	0- 0	0- 2	0- 0				
0- 3	0- 0	0- 0	AWAY	0- 1	0- 1	0- 1				
0- 0	0- 0	0- 0	NEUTRAL	0- 0	0- 0	0- 0				
0- 6	0- 1	0- 0	NON-CONFERENCE	0- 1	0- 3	0- 1				
0- 3	0- 1	0- 0	HOME	0- 0	0- 2	0- 0				
0- 3	0- 0	0- 0	AWAY	0- 1	0- 1	0- 1				
0- 0	0- 0	0- 0	NEUTRAL	0- 0	0- 0	0- 0				
0- 0	0- 0	0- 0	CONFERENCE	0- 0	0- 0	0- 0				
0- 0	0- 0	0- 0	HOME	0- 0	0- 0	0- 0				
0- 0	0- 0	0- 0	AWAY	0- 0	0- 0	0- 0				
0- 0	0- 0	0- 0	NEUTRAL	0- 0	0- 0	0- 0				

RPI 1-25				RPI 26-50				RPI 51-100				RPI 101+ Team's RPI: 279			
RPI S	Opponent	Score		RPI S	Opponent	Score		RPI S	Opponent	Score		RPI S	Opponent	Score	
14	H Gonzaga	51	63					93	A BYU	65	80	101	H Utah	51	95
												121	A Boise St.	55	67
												145	H Fresno St.	58	68
												314	A Cal Poly	55	59

LAST 12 Division I GAMES:															
101	H Utah	51	95	121	A Boise St.	55	67	145	H Fresno St.	58	68	314	A Cal Poly	55	59
93	A BYU	65	80												
14	H Gonzaga	51	63												

Non-Div I Games: Eastern Ore. 66 45

Eastern Wash.

En

E
l
o
n

Non-Div I Games:	Chowan	88	74
------------------	--------	----	----

Average RPI	Win: 319	WON-LOST	WINNING	LAST 10	STRENGTH OF	OPP. STRENGTH	TEAM	ADJ.	CONF.	ADJ CONF.
Average RPI	Loss: 255	RECORD	PCT. RANK	GAMES	SCHEDULE	OF SCHEDULE	RPI	RPI	RPI	RPI
DIV. I ONLY	1- 7	308	0- 1	347	289	347	347	15	15	
DIV. I NON-CONF.	1- 7	308	0- 1	347	289	347	347	15	15	

TOTALS	RPI 1-25	RPI 26-50	W-L RECORDS	RPI 51-100	RPI 101-150	RPI 150+				
1- 7	0- 0	0- 0	OVERALL	0- 0	0- 0	1- 7				
0- 4	0- 0	0- 0	HOME	0- 0	0- 0	0- 4				
1- 3	0- 0	0- 0	AWAY	0- 0	0- 0	1- 3				
0- 0	0- 0	0- 0	NEUTRAL	0- 0	0- 0	0- 0				
1- 7	0- 0	0- 0	NON-CONFERENCE	0- 0	0- 0	1- 7				
0- 4	0- 0	0- 0	HOME	0- 0	0- 0	0- 4				
1- 3	0- 0	0- 0	AWAY	0- 0	0- 0	1- 3				
0- 0	0- 0	0- 0	NEUTRAL	0- 0	0- 0	0- 0				
0- 0	0- 0	0- 0	CONFERENCE	0- 0	0- 0	0- 0				
0- 0	0- 0	0- 0	HOME	0- 0	0- 0	0- 0				
0- 0	0- 0	0- 0	AWAY	0- 0	0- 0	0- 0				
0- 0	0- 0	0- 0	NEUTRAL	0- 0	0- 0	0- 0				

RPI 1-25				RPI 26-50				RPI 51-100				RPI 101+ Team's RPI: 347			
RPI	S	Opponent	Score	RPI	S	Opponent	Score	RPI	S	Opponent	Score	RPI	S	Opponent	Score
												203	H	Southeast Mo. St.	50 54
												206	H	SIUE	45 54
												209	H	UIC	54 62
												216	A	Morehead St.	63 85
												307	A	Marshall	65 72
												319	A	Chicago St.	67 58
												320	A	Murray St.	53 81
												322	H	Purdue Fort Wayne	66 72

LAST 12 Division I GAMES:															
				216	A	Morehead St.	63 85					203	H	Southeast Mo. St.	50 54
				307	A	Marshall	65 72					209	H	UIC	54 62
				322	H	Purdue Fort Wayne	66 72								
				206	H	SIUE	45 54								
				319	A	Chicago St.	67 58								
				320	A	Murray St.	53 81								

Non-Div I Games:

Average RPI Win:	218	WON-LOST	WINNING	LAST 10	STRENGTH OF	OPP. STRENGTH	TEAM	ADJ.	CONF.	ADJ CONF.
Average RPI Loss:	13	RECORD	PCT. RANK	GAMES	SCHEDULE	OF SCHEDULE	RPI	RPI	RPI	RPI
DIV. I ONLY	5- 2	84	1- 0	225	32	91	91	26	26	
DIV. I NON-CONF.	5- 2	84	1- 0	225	32	91	91	26	26	
TOTALS	RPI 1-25	RPI 26-50	W-L RECORDS	RPI 51-100	RPI 101-150	RPI 150+				
5- 2	0- 2	0- 0	OVERALL	0- 0	2- 0	3- 0				
2- 0	0- 0	0- 0	HOME	0- 0	1- 0	1- 0				
2- 1	0- 1	0- 0	AWAY	0- 0	0- 0	2- 0				
1- 1	0- 1	0- 0	NEUTRAL	0- 0	1- 0	0- 0				
5- 2	0- 2	0- 0	NON-CONFERENCE	0- 0	2- 0	3- 0				
2- 0	0- 0	0- 0	HOME	0- 0	1- 0	1- 0				
2- 1	0- 1	0- 0	AWAY	0- 0	0- 0	2- 0				
1- 1	0- 1	0- 0	NEUTRAL	0- 0	1- 0	0- 0				
0- 0	0- 0	0- 0	CONFERENCE	0- 0	0- 0	0- 0				
0- 0	0- 0	0- 0	HOME	0- 0	0- 0	0- 0				
0- 0	0- 0	0- 0	AWAY	0- 0	0- 0	0- 0				
0- 0	0- 0	0- 0	NEUTRAL	0- 0	0- 0	0- 0				

RPI S Opponent Score	RPI S Opponent Score	RPI S Opponent Score	RPI S Opponent Score
6 A South Dakota St. 62 80			
20 N Stanford 65 88			
LAST 12 Division I GAMES:			
6 A South Dakota St. 62 80	248 A Saint Francis (PA) 83 69		
	132 H Houston 76 71		
	126 N American 90 71		
	269 A Hawai i 73 67		
	20 N Stanford 65 88		
	316 H FIU 100 58		

Non-Div I Games: Fla. Memorial 99 68

FGCU

Average RPI Win:	341	WON-LOST	WINNING	LAST 10	STRENGTH OF	OPP. STRENGTH	TEAM	ADJ.	CONF.	ADJ CONF.
Average RPI Loss:	143	RECORD	PCT. RANK	GAMES	SCHEDULE	OF SCHEDULE	RPI	RPI	RPI	RPI
DIV. I ONLY	2- 5	255	0- 1	259	302	316	316	18	18	
DIV. I NON-CONF.	2- 5	255	0- 1	259	302	316	316	18	18	

TOTALS	RPI 1-25	RPI 26-50	W-L RECORDS	RPI 51-100	RPI 101-150	RPI 150+				
2- 5	0- 1	0- 0	OVERALL	0- 1	0- 0	2- 3				
2- 3	0- 1	0- 0	HOME	0- 0	0- 0	2- 2				
0- 2	0- 0	0- 0	AWAY	0- 1	0- 0	0- 1				
0- 0	0- 0	0- 0	NEUTRAL	0- 0	0- 0	0- 0				
2- 5	0- 1	0- 0	NON-CONFERENCE	0- 1	0- 0	2- 3				
2- 3	0- 1	0- 0	HOME	0- 0	0- 0	2- 2				
0- 2	0- 0	0- 0	AWAY	0- 1	0- 0	0- 1				
0- 0	0- 0	0- 0	NEUTRAL	0- 0	0- 0	0- 0				
0- 0	0- 0	0- 0	CONFERENCE	0- 0	0- 0	0- 0				
0- 0	0- 0	0- 0	HOME	0- 0	0- 0	0- 0				
0- 0	0- 0	0- 0	AWAY	0- 0	0- 0	0- 0				
0- 0	0- 0	0- 0	NEUTRAL	0- 0	0- 0	0- 0				

RPI 1-25				RPI 26-50				RPI 51-100				RPI 101+ Team's RPI: 316			
RPI	S	Opponent	Score	RPI	S	Opponent	Score	RPI	S	Opponent	Score	RPI	S	Opponent	Score
13	H	Mi ami (FL)	43 94					91	A	FGCU	58 100	169	H	Georgi a St.	61 67
												184	H	Campbel I	54 59
												256	A	Bethune-Cookman	57 68
												339	H	Morgan St.	59 50
												342	H	Fl ori da A&M	77 54

LAST 12 Division I GAMES:															
				184	H	Campbel I	54 59					169	H	Georgi a St.	61 67
				339	H	Morgan St.	59 50					13	H	Mi ami (FL)	43 94
				342	H	Fl ori da A&M	77 54								
				256	A	Bethune-Cookman	57 68								
				91	A	FGCU	58 100								

Non-Div I Games: Palm Beach Atl. 63 66

Average RPI Win: 320		WON-LOST	WINNING	LAST 10	STRENGTH OF		OPP. STRENGTH	TEAM	ADJ.	CONF.	ADJ CONF.
Average RPI Loss: 124		RECORD	PCT. RANK	GAMES	SCHEDULE		OF SCHEDULE	RPI	RPI	RPI	RPI
DIV. I ONLY		2- 6	264	0- 1	116		254	247	247	27	27
DIV. I NON-CONF.		2- 6	264	0- 1	116		254	247	247	27	27

TOTALS		RPI 1-25	RPI 26-50		W-L RECORDS		RPI 51-100	RPI 101-150		RPI 150+	
2- 6	0- 0		0- 2		OVERALL		0- 1	0- 0		2- 3	
1- 2	0- 0		0- 1		HOME		0- 0	0- 0		1- 1	
1- 2	0- 0		0- 1		AWAY		0- 0	0- 0		1- 1	
0- 2	0- 0		0- 0		NEUTRAL		0- 1	0- 0		0- 1	
2- 6	0- 0		0- 2		NON-CONFERENCE		0- 1	0- 0		2- 3	
1- 2	0- 0		0- 1		HOME		0- 0	0- 0		1- 1	
1- 2	0- 0		0- 1		AWAY		0- 0	0- 0		1- 1	
0- 2	0- 0		0- 0		NEUTRAL		0- 1	0- 0		0- 1	
0- 0	0- 0		0- 0		CONFERENCE		0- 0	0- 0		0- 0	
0- 0	0- 0		0- 0		HOME		0- 0	0- 0		0- 0	
0- 0	0- 0		0- 0		AWAY		0- 0	0- 0		0- 0	
0- 0	0- 0		0- 0		NEUTRAL		0- 0	0- 0		0- 0	

RPI	S	Opponent	Score	RPI	S	Opponent	Score	RPI	S	Opponent	Score	RPI	S	Opponent	Score
				31	A	Xavier	35 48					192	H	William & Mary	54 60
				34	H	Northeastern	50 59					205	N	Massachusetts	49 59
												226	A	Brown	49 68
												291	A	Richmond	58 40
												348	H	LIU Brooklyn	71 43
LAST 12 Division I GAMES:															
				226	A	Brown	49 68					34	H	Northeastern	50 59
				31	A	Xavier	35 48					192	H	William & Mary	54 60
				348	H	LIU Brooklyn	71 43					205	N	Massachusetts	49 59
				291	A	Richmond	58 40					56	N	Bucknell	54 77

Non-Div I Games:

Fairfield

Average RPI Win: 343		WON-LOST	WINNING	LAST 10	STRENGTH OF		OPP. STRENGTH	TEAM	ADJ.	CONF.	ADJ CONF.
Average RPI Loss: 248		RECORD	PCT. RANK	GAMES	SCHEDULE		OF SCHEDULE	RPI	RPI	RPI	RPI
DIV. I ONLY		1- 7	308	0- 1	266		349	338	338	31	31
DIV. I NON-CONF.		1- 7	308	0- 1	266		349	338	338	31	31

TOTALS		RPI 1-25		RPI 26-50	W-L RECORDS		RPI 51-100	RPI 101-150		RPI 150+	
1- 7		0- 0		0- 0	OVERALL		0- 0	0- 1		1- 6	
1- 2		0- 0		0- 0	HOME		0- 0	0- 0		1- 2	
0- 5		0- 0		0- 0	AWAY		0- 0	0- 1		0- 4	
0- 0		0- 0		0- 0	NEUTRAL		0- 0	0- 0		0- 0	
1- 7		0- 0		0- 0	NON-CONFERENCE		0- 0	0- 1		1- 6	
1- 2		0- 0		0- 0	HOME		0- 0	0- 0		1- 2	
0- 5		0- 0		0- 0	AWAY		0- 0	0- 1		0- 4	
0- 0		0- 0		0- 0	NEUTRAL		0- 0	0- 0		0- 0	
0- 0		0- 0		0- 0	CONFERENCE		0- 0	0- 0		0- 0	
0- 0		0- 0		0- 0	HOME		0- 0	0- 0		0- 0	
0- 0		0- 0		0- 0	AWAY		0- 0	0- 0		0- 0	
0- 0		0- 0		0- 0	NEUTRAL		0- 0	0- 0		0- 0	

RPI 1-25				RPI 26-50				RPI 51-100				RPI 101+				Team's RPI: 338
RPI	S	Opponent	Score	RPI	S	Opponent	Score	RPI	S	Opponent	Score	RPI	S	Opponent	Score	
												113	A	Stony Brook	49	63
												153	A	Air Force	37	85
												285	A	Colgate	52	71
												287	H	Howard	58	79
												289	A	Army West Point	40	62
												296	A	Binghamton	54	73
												311	H	Lafayette	57	63
												343	H	NJIT	64	43
LAST 12 Division I GAMES:																
				113	A	Stony Brook	49	63	285	A	Colgate	52	71			
				289	A	Army West Point	40	62	296	A	Binghamton	54	73			
									287	H	Howard	58	79			
									343	H	NJIT	64	43			
									153	A	Air Force	37	85			
									311	H	Lafayette	57	63			

Non-Div I Games: Rutgers-Newark 97 51

Fairleigh Dickinson

Average RPI Win:	298	WON-LOST	WINNING	LAST 10	STRENGTH OF	OPP. STRENGTH	TEAM	ADJ.	CONF.	ADJ CONF.
Average RPI Loss:	129	RECORD	PCT. RANK	GAMES	SCHEDULE	OF SCHEDULE	RPI	RPI	RPI	RPI
DIV. I ONLY	3- 5	217	0- 1	174	228	250	250	18	18	
DIV. I NON-CONF.	3- 5	217	0- 1	174	228	250	250	18	18	

TOTALS	RPI 1-25	RPI 26-50	W-L RECORDS	RPI 51-100	RPI 101-150	RPI 150+				
3- 5	0- 0	0- 1	OVERALL	0- 0	0- 1	3- 3				
2- 3	0- 0	0- 0	HOME	0- 0	0- 1	2- 2				
1- 2	0- 0	0- 1	AWAY	0- 0	0- 0	1- 1				
0- 0	0- 0	0- 0	NEUTRAL	0- 0	0- 0	0- 0				
3- 5	0- 0	0- 1	NON-CONFERENCE	0- 0	0- 1	3- 3				
2- 3	0- 0	0- 0	HOME	0- 0	0- 1	2- 2				
1- 2	0- 0	0- 1	AWAY	0- 0	0- 0	1- 1				
0- 0	0- 0	0- 0	NEUTRAL	0- 0	0- 0	0- 0				
0- 0	0- 0	0- 0	CONFERENCE	0- 0	0- 0	0- 0				
0- 0	0- 0	0- 0	HOME	0- 0	0- 0	0- 0				
0- 0	0- 0	0- 0	AWAY	0- 0	0- 0	0- 0				
0- 0	0- 0	0- 0	NEUTRAL	0- 0	0- 0	0- 0				

RPI 1-25				RPI 26-50				RPI 51-100				RPI 101+ Team's RPI: 250			
RPI	S	Opponent	Score	RPI	S	Opponent	Score	RPI	S	Opponent	Score	RPI	S	Opponent	Score
				30	A	Tulane	45 88					110	H	Bradley	59 80
												162	H	Hampton	68 72
												169	H	Georgia St.	59 75
												176	A	Little Rock	38 61
												291	H	Richmond	69 55
												293	A	Siena	70 66
												311	H	Lafayette	53 49
LAST 12 Division I GAMES:															
				110	H	Bradley	59 80					169	H	Georgia St.	59 75
				293	A	Siena	70 66					162	H	Hampton	68 72
				30	A	Tulane	45 88								
				311	H	Lafayette	53 49								
				291	H	Richmond	69 55								
				176	A	Little Rock	38 61								

Non-Div I Games:

Fla. Atlantic

Average RPI Win:	227	WON-LOST	WINNING	LAST 10	STRENGTH OF	OPP. STRENGTH	TEAM	ADJ.	CONF.	ADJ CONF.
Average RPI Loss:	94	RECORD	PCT. RANK	GAMES	SCHEDULE	OF SCHEDULE	RPI	RPI	RPI	RPI
DIV. I ONLY	2- 6	264	1- 0	10	238	158	158	6	6	
DIV. I NON-CONF.	2- 6	264	1- 0	10	238	158	158	6	6	

TOTALS	RPI 1-25	RPI 26-50	W-L RECORDS	RPI 51-100	RPI 101-150	RPI 150+				
2- 6	0- 1	0- 2	OVERALL	0- 1	0- 0	2- 2				
2- 3	0- 0	0- 1	HOME	0- 1	0- 0	2- 1				
0- 3	0- 1	0- 1	AWAY	0- 0	0- 0	0- 1				
0- 0	0- 0	0- 0	NEUTRAL	0- 0	0- 0	0- 0				
2- 6	0- 1	0- 2	NON-CONFERENCE	0- 1	0- 0	2- 2				
2- 3	0- 0	0- 1	HOME	0- 1	0- 0	2- 1				
0- 3	0- 1	0- 1	AWAY	0- 0	0- 0	0- 1				
0- 0	0- 0	0- 0	NEUTRAL	0- 0	0- 0	0- 0				
0- 0	0- 0	0- 0	CONFERENCE	0- 0	0- 0	0- 0				
0- 0	0- 0	0- 0	HOME	0- 0	0- 0	0- 0				
0- 0	0- 0	0- 0	AWAY	0- 0	0- 0	0- 0				
0- 0	0- 0	0- 0	NEUTRAL	0- 0	0- 0	0- 0				

RPI 1-25				RPI 26-50				RPI 51-100				RPI 101+ Team's RPI: 158			
RPI	S	Opponent	Score	RPI	S	Opponent	Score	RPI	S	Opponent	Score	RPI	S	Opponent	Score
11	A	Indiana	64 83	34	H	Northeastern	66 79	51	H	Northwestern	74 83	156	A	Mercer	82 92
				46	A	Florida St.	56 63					198	H	Texas Tech	72 67
												256	H	Bethune-Cookman	64 53
												264	H	Gardner-Webb	58 60
LAST 12 Division I GAMES:															
51	H	Northwestern	74 83	256	H	Bethune-Cookman	64 53	198	H	Texas Tech	72 67				
156	A	Mercer	82 92	34	H	Northeastern	66 79	11	A	Indiana	64 83				
46	A	Florida St.	56 63												
264	H	Gardner-Webb	58 60												

Non-Div I Games:

Florida

Average RPI Win:	0	WON-LOST	WINNING	LAST 10	STRENGTH OF	OPP. STRENGTH	TEAM	ADJ.	CONF.	ADJ CONF.
Average RPI Loss:	219	RECORD	PCT. RANK	GAMES	SCHEDULE	OF SCHEDULE	RPI	RPI	RPI	RPI

DIV. I ONLY	0- 5	326	0- 1	263	319	342	342	32	32
DIV. I NON-CONF.	0- 5	326	0- 1	263	319	342	342	32	32

TOTALS	RPI 1-25	RPI 26-50	W-L RECORDS	RPI 51-100	RPI 101-150	RPI 150+			
0- 5	0- 1	0- 0	OVERALL	0- 0	0- 0	0- 4			
0- 1	0- 0	0- 0	HOME	0- 0	0- 0	0- 1			
0- 3	0- 1	0- 0	AWAY	0- 0	0- 0	0- 2			
0- 1	0- 0	0- 0	NEUTRAL	0- 0	0- 0	0- 1			
0- 5	0- 1	0- 0	NON-CONFERENCE	0- 0	0- 0	0- 4			
0- 1	0- 0	0- 0	HOME	0- 0	0- 0	0- 1			
0- 3	0- 1	0- 0	AWAY	0- 0	0- 0	0- 2			
0- 1	0- 0	0- 0	NEUTRAL	0- 0	0- 0	0- 1			
0- 0	0- 0	0- 0	CONFERENCE	0- 0	0- 0	0- 0			
0- 0	0- 0	0- 0	HOME	0- 0	0- 0	0- 0			
0- 0	0- 0	0- 0	AWAY	0- 0	0- 0	0- 0			
0- 0	0- 0	0- 0	NEUTRAL	0- 0	0- 0	0- 0			

RPI 1-25				RPI 26-50				RPI 51-100				RPI 101+ Team's RPI: 342			
RPI	S	Opponent	Score	RPI	S	Opponent	Score	RPI	S	Opponent	Score	RPI	S	Opponent	Score
21	A	Tennessee	31 96									240	A	North Florida	53 64
												244	H	Jacksonville St.	31 62
												273	N	Omaha	50 57
												316	A	FIU	54 77

LAST 12 Division I GAMES:															
273	N	Omaha	50 57	21	A	Tennessee	31 96	240	A	North Florida	53 64				
316	A	FIU	54 77	244	H	Jacksonville St.	31 62								

Non-Div I Games: Edward Waters 70 64

Florida A&M

Average RPI Win: 175		WON-LOST	WINNING	LAST 10	STRENGTH OF		OPP. STRENGTH	TEAM	ADJ.	CONF.	ADJ CONF.
Average RPI Loss: 36		RECORD	PCT. RANK	GAMES	SCHEDULE		OF SCHEDULE	RPI	RPI	RPI	RPI
DIV. I ONLY		8- 1	21	1- 0	143		54	46	46	1	1
DIV. I NON-CONF.		8- 1	21	1- 0	143		54	46	46	1	1
TOTALS		RPI 1-25	RPI 26-50	W-L RECORDS		RPI 51-100	RPI 101-150	RPI 150+			
8- 1		1- 0	0- 1	OVERALL		0- 0	1- 0	6- 0			
5- 1		0- 0	0- 1	HOME		0- 0	1- 0	4- 0			
1- 0		0- 0	0- 0	AWAY		0- 0	0- 0	1- 0			
2- 0		1- 0	0- 0	NEUTRAL		0- 0	0- 0	1- 0			
8- 1		1- 0	0- 1	NON-CONFERENCE		0- 0	1- 0	6- 0			
5- 1		0- 0	0- 1	HOME		0- 0	1- 0	4- 0			
1- 0		0- 0	0- 0	AWAY		0- 0	0- 0	1- 0			
2- 0		1- 0	0- 0	NEUTRAL		0- 0	0- 0	1- 0			
0- 0		0- 0	0- 0	CONFERENCE		0- 0	0- 0	0- 0			
0- 0		0- 0	0- 0	HOME		0- 0	0- 0	0- 0			
0- 0		0- 0	0- 0	AWAY		0- 0	0- 0	0- 0			
0- 0		0- 0	0- 0	NEUTRAL		0- 0	0- 0	0- 0			

RPI 1-25				RPI 26-50				RPI 51-100				RPI 101+			
RPI	S	Opponent	Score	RPI	S	Opponent	Score	RPI	S	Opponent	Score	RPI	S	Opponent	Score
25	N	Iowa	71 67	36	H	LSU	45 58					115	H	Penn St.	87 58
												156	A	Mercer	57 56
												158	H	Florida	63 56
												195	H	Troy	103 67
												240	H	North Florida	74 53
												252	H	Jacksonville	79 46
												261	N	Eastern Ky.	62 45
LAST 12 Division I GAMES:															
261	N	Eastern Ky.	62 45	25	N	Iowa	71 67								
36	H	LSU	45 58	156	A	Mercer	57 56								
252	H	Jacksonville	79 46	115	H	Penn St.	87 58								
158	H	Florida	63 56												
240	H	North Florida	74 53												
195	H	Troy	103 67												

Non-Div l Games:

Flori da St.

Average RPI	Win:	223	WON-LOST	WINNING	LAST 10	STRENGTH OF	OPP. STRENGTH	TEAM	ADJ.	CONF.	ADJ CONF.
Average RPI	Loss:	99	RECORD	PCT. RANK	GAMES	SCHEDULE	OF SCHEDULE	RPI	RPI	RPI	RPI
DIV. I ONLY		5- 5		160	0- 1	110	143	149	149	16	16
DIV. I NON-CONF.		5- 5		160	0- 1	110	143	149	149	16	16

TOTALS	RPI 1-25		RPI 26-50		W-L RECORDS	RPI 51-100		RPI 101-150		RPI 150+	
5- 5	0- 0		0- 2		OVERALL	2- 0		0- 2		3- 1	
3- 1	0- 0		0- 0		HOME	1- 0		0- 1		2- 0	
0- 3	0- 0		0- 1		AWAY	0- 0		0- 1		0- 1	
2- 1	0- 0		0- 1		NEUTRAL	1- 0		0- 0		1- 0	
5- 5	0- 0		0- 2		NON-CONFERENCE	2- 0		0- 2		3- 1	
3- 1	0- 0		0- 0		HOME	1- 0		0- 1		2- 0	
0- 3	0- 0		0- 1		AWAY	0- 0		0- 1		0- 1	
2- 1	0- 0		0- 1		NEUTRAL	1- 0		0- 0		1- 0	
0- 0	0- 0		0- 0		CONFERENCE	0- 0		0- 0		0- 0	
0- 0	0- 0		0- 0		HOME	0- 0		0- 0		0- 0	
0- 0	0- 0		0- 0		AWAY	0- 0		0- 0		0- 0	
0- 0	0- 0		0- 0		NEUTRAL	0- 0		0- 0		0- 0	

RPI	S	Opponent	Score	RPI	S	Opponent	Score	RPI	S	Opponent	Score	RPI	S	Opponent	Score
34	A	Northeastern	54 58	47	N	Texas	54 72	66	N	Washington	65 57	115	H	Penn St.	55 72
								80	H	Charlotte	71 64	127	A	Pittsburgh	62 65
												172	A	Georgetown	38 58
												299	N	Ball St.	78 70
												334	H	Wagner	80 59
												335	H	Manhattan	65 61

LAST 12 Division I GAMES:															
80	H	Charlotte	71 64	47	N	Texas	54 72	66	N	Washington	65 57	127	A	Pittsburgh	62 65
115	H	Penn St.	55 72	66	N	Washington	65 57	127	A	Pittsburgh	62 65	335	H	Manhattan	65 61
34	A	Northeastern	54 58	127	A	Pittsburgh	62 65	172	A	Georgetown	38 58	299	N	Ball St.	78 70
334	H	Wagner	80 59	335	H	Manhattan	65 61	172	A	Georgetown	38 58				
				299	N	Ball St.	78 70								

Non-Div I Games:

Fordham

Average RPI Win: 243		WON-LOST		WINNING		LAST 10		STRENGTH OF		OPP. STRENGTH		TEAM		ADJ.		CONF.		ADJ CONF.	
Average RPI Loss: 87		RECORD		PCT. RANK		GAMES		SCHEDULE		OF SCHEDULE		RPI		RPI		RPI		RPI	
DIV. I ONLY		4- 3		131		0- 1		212		133		145		145		9		9	
DIV. I NON-CONF.		4- 3		131		0- 1		212		133		145		145		9		9	
TOTALS		RPI 1-25		RPI 26-50		W-L RECORDS		RPI 51-100		RPI 101-150		RPI 150+							
4- 3		0- 0		0- 1		OVERALL		0- 1		0- 1		4- 0							
3- 0		0- 0		0- 0		HOME		0- 0		0- 0		3- 0							
1- 3		0- 0		0- 1		AWAY		0- 1		0- 1		1- 0							
0- 0		0- 0		0- 0		NEUTRAL		0- 0		0- 0		0- 0							
4- 3		0- 0		0- 1		NON-CONFERENCE		0- 1		0- 1		4- 0							
3- 0		0- 0		0- 0		HOME		0- 0		0- 0		3- 0							
1- 3		0- 0		0- 1		AWAY		0- 1		0- 1		1- 0							
0- 0		0- 0		0- 0		NEUTRAL		0- 0		0- 0		0- 0							
0- 0		0- 0		0- 0		CONFERENCE		0- 0		0- 0		0- 0							
0- 0		0- 0		0- 0		HOME		0- 0		0- 0		0- 0							
0- 0		0- 0		0- 0		AWAY		0- 0		0- 0		0- 0							
0- 0		0- 0		0- 0		NEUTRAL		0- 0		0- 0		0- 0							

RPI 1-25				RPI 26-50				RPI 51-100				RPI 101+ Team's RPI: 145			
RPI	S	Opponent	Score	RPI	S	Opponent	Score	RPI	S	Opponent	Score	RPI	S	Opponent	Score
				49	A	UCLA	80 89					141	A	Northern Ariz.	73 86
								72	A	Southern Cal i forn i a	61 62	188	H	Milwaukee	65 48
												190	H	UT Ar l ington	70 61
												279	A	Eastern Wash.	68 58
												314	H	Cal Poly	76 58
LAST 12 Divisi on I GAMES:															
				49	A	UCLA	80 89	72	A	Southern Cal i forn i a	61 62				
				279	A	Eastern Wash.	68 58	190	H	UT Ar l ington	70 61				
								188	H	Milwaukee	65 48				
								314	H	Cal Poly	76 58				
								141	A	Northern Ariz.	73 86				

Non-Div I Games:

Fresno St.

Average RPI Win: **266**
 Average RPI Loss: **124**

WON-LOST
RECORD

WINNING
PCT. RANK

LAST 10
GAMES

STRENGTH OF
SCHEDULE

OPP. STRENGTH
OF SCHEDULE

TEAM
RPI

ADJ.
RPI

CONF.
RPI

ADJ CONF.
RPI

DIV. I ONLY	4- 4	160	1- 0	192	211	193	193	25	25
DIV. I NON-CONF.	4- 4	160	1- 0	192	211	193	193	25	25
TOTALS	RPI 1-25	RPI 26-50	W-L RECORDS	RPI 51-100	RPI 101-150	RPI 150+			
4- 4	0- 1	0- 0	OVERALL	0- 1	0- 0	4- 2			
3- 1	0- 0	0- 0	HOME	0- 1	0- 0	3- 0			
1- 3	0- 1	0- 0	AWAY	0- 0	0- 0	1- 2			
0- 0	0- 0	0- 0	NEUTRAL	0- 0	0- 0	0- 0			
4- 4	0- 1	0- 0	NON-CONFERENCE	0- 1	0- 0	4- 2			
3- 1	0- 0	0- 0	HOME	0- 1	0- 0	3- 0			
1- 3	0- 1	0- 0	AWAY	0- 0	0- 0	1- 2			
0- 0	0- 0	0- 0	NEUTRAL	0- 0	0- 0	0- 0			
0- 0	0- 0	0- 0	CONFERENCE	0- 0	0- 0	0- 0			
0- 0	0- 0	0- 0	HOME	0- 0	0- 0	0- 0			
0- 0	0- 0	0- 0	AWAY	0- 0	0- 0	0- 0			
0- 0	0- 0	0- 0	NEUTRAL	0- 0	0- 0	0- 0			

RPI	S	Opponent	Score	RPI	S	Opponent	Score	RPI	S	Opponent	Score	RPI	S	Opponent	Score	Team's RPI: 193
19	A	Mississippi St.	41 106					76	H	Middle Tenn.	71 78	151	A	Georgia	38 61	
												167	H	UNC Asheville	58 47	
												251	A	Kennesaw St.	63 74	
												264	H	Gardner-Webb	70 57	
												309	A	Col. of Charleston	70 67	
												324	H	USC Upstate	78 67	
LAST 12 Division I GAMES:																
151	A	Georgia	38 61	264	H	Gardner-Webb	70 57									
167	H	UNC Asheville	58 47	76	H	Middle Tenn.	71 78									
309	A	Col. of Charleston	70 67													
19	A	Mississippi St.	41 106													
324	H	USC Upstate	78 67													
251	A	Kennesaw St.	63 74													

Non-Div I Games:

Coker

71 42

Furman

Average RPI Win: 303
Average RPI Loss: 155

WON-LOST
RECORD

WINNING
PCT. RANK

LAST 10
GAMES

STRENGTH OF
SCHEDULE

OPP. STRENGTH
OF SCHEDULE

TEAM
RPI

ADJ.
RPI

CONF.
RPI

ADJ CONF.
RPI

DIV. I ONLY	2- 5	255	0- 1	154	334	260	260	19	19
DIV. I NON-CONF.	2- 5	255	0- 1	154	334	260	260	19	19
<hr/>									
TOTALS	RPI 1-25	RPI 26-50	W-L RECORDS	RPI 51-100	RPI 101-150	RPI 150+			
2- 5	0- 0	0- 1	OVERALL	0- 0	0- 1	2- 3			
1- 2	0- 0	0- 0	HOME	0- 0	0- 0	1- 2			
1- 3	0- 0	0- 1	AWAY	0- 0	0- 1	1- 1			
0- 0	0- 0	0- 0	NEUTRAL	0- 0	0- 0	0- 0			
2- 5	0- 0	0- 1	NON-CONFERENCE	0- 0	0- 1	2- 3			
1- 2	0- 0	0- 0	HOME	0- 0	0- 0	1- 2			
1- 3	0- 0	0- 1	AWAY	0- 0	0- 1	1- 1			
0- 0	0- 0	0- 0	NEUTRAL	0- 0	0- 0	0- 0			
0- 0	0- 0	0- 0	CONFERENCE	0- 0	0- 0	0- 0			
0- 0	0- 0	0- 0	HOME	0- 0	0- 0	0- 0			
0- 0	0- 0	0- 0	AWAY	0- 0	0- 0	0- 0			
0- 0	0- 0	0- 0	NEUTRAL	0- 0	0- 0	0- 0			

RPI 1-25				RPI 26-50				RPI 51-100				RPI 101+ Team's RPI: 260			
RPI	S	Opponent	Score	RPI	S	Opponent	Score	RPI	S	Opponent	Score	RPI	S	Opponent	Score
				38	A	Virginia Tech	49 78					113	A	Stony Brook	43 72
												156	H	Mercer	72 79
												217	H	Wofford	65 81
												251	A	Kennesaw St.	59 78
												256	H	Bethune-Cookman	77 76
												349	A	Savannah St.	82 71
<hr/>															
LAST 12 Division I GAMES:															
				38	A	Virginia Tech	49 78	251	A	Kennesaw St.	59 78				
				217	H	Wofford	65 81	256	H	Bethune-Cookman	77 76				
								113	A	Stony Brook	43 72				
								349	A	Savannah St.	82 71				
								156	H	Mercer	72 79				

Non-Div I Games:

Ga. Southern

Average RPI	Win: 233	WON-LOST RECORD	WINNING PCT. RANK	LAST 10 GAMES	STRENGTH OF SCHEDULE	OPP. STRENGTH OF SCHEDULE	TEAM RPI	ADJ. RPI	CONF. RPI	ADJ CONF. RPI
Average RPI	Loss: 194									
DIV. I ONLY	2- 4	238	0- 1	214	286	264	264	29	29	
DIV. I NON-CONF.	2- 4	238	0- 1	214	286	264	264	29	29	

TOTALS	RPI 1-25	RPI 26-50	W-L RECORDS	RPI 51-100	RPI 101-150	RPI 150+				
2- 4	0- 0	0- 0	OVERALL	0- 0	0- 1	2- 3				
1- 2	0- 0	0- 0	HOME	0- 0	0- 1	1- 1				
1- 2	0- 0	0- 0	AWAY	0- 0	0- 0	1- 2				
0- 0	0- 0	0- 0	NEUTRAL	0- 0	0- 0	0- 0				
2- 4	0- 0	0- 0	NON-CONFERENCE	0- 0	0- 1	2- 3				
1- 2	0- 0	0- 0	HOME	0- 0	0- 1	1- 1				
1- 2	0- 0	0- 0	AWAY	0- 0	0- 0	1- 2				
0- 0	0- 0	0- 0	NEUTRAL	0- 0	0- 0	0- 0				
0- 0	0- 0	0- 0	CONFERENCE	0- 0	0- 0	0- 0				
0- 0	0- 0	0- 0	HOME	0- 0	0- 0	0- 0				
0- 0	0- 0	0- 0	AWAY	0- 0	0- 0	0- 0				
0- 0	0- 0	0- 0	NEUTRAL	0- 0	0- 0	0- 0				

RPI 1-25				RPI 26-50				RPI 51-100				RPI 101+ Team's RPI : 264			
RPI	S	Opponent	Score	RPI	S	Opponent	Score	RPI	S	Opponent	Score	RPI	S	Opponent	Score
												150	H	Mt. St. Mary's	62 69
												158	A	Florida	60 58
												193	A	Furman	57 70
												216	H	Morehead St.	69 84
												217	A	Wofford	53 59
												308	H	Davi dson	54 49
LAST 12 Division I GAMES:															
				193	A	Furman	57 70	216	H	Morehead St.	69 84				
				150	H	Mt. St. Mary's	62 69	158	A	Florida	60 58				
				217	A	Wofford	53 59								
				308	H	Davi dson	54 49								

Non-Div I Games: Pfeiffer 82 46 Warren Wilson 100 37

Gardner-Webb

Average RPI	Win:	240	WON-LOST	WINNING	LAST 10	STRENGTH OF	OPP. STRENGTH	TEAM	ADJ.	CONF.	ADJ CONF.
Average RPI	Loss:	139	RECORD	PCT. RANK	GAMES	SCHEDULE	OF SCHEDULE	RPI	RPI	RPI	RPI
DIV. I ONLY		5- 4		143	1- 0	242	224	161	161	16	16
DIV. I NON-CONF.		5- 4		143	1- 0	242	224	161	161	16	16

TOTALS	RPI 1-25		RPI 26-50		W-L RECORDS	RPI 51-100		RPI 101-150		RPI 150+	
5- 4	0- 0		0- 0		OVERALL	0- 2		0- 1		5- 1	
3- 0	0- 0		0- 0		HOME	0- 0		0- 0		3- 0	
2- 4	0- 0		0- 0		AWAY	0- 2		0- 1		2- 1	
0- 0	0- 0		0- 0		NEUTRAL	0- 0		0- 0		0- 0	
5- 4	0- 0		0- 0		NON-CONFERENCE	0- 2		0- 1		5- 1	
3- 0	0- 0		0- 0		HOME	0- 0		0- 0		3- 0	
2- 4	0- 0		0- 0		AWAY	0- 2		0- 1		2- 1	
0- 0	0- 0		0- 0		NEUTRAL	0- 0		0- 0		0- 0	
0- 0	0- 0		0- 0		CONFERENCE	0- 0		0- 0		0- 0	
0- 0	0- 0		0- 0		HOME	0- 0		0- 0		0- 0	
0- 0	0- 0		0- 0		AWAY	0- 0		0- 0		0- 0	
0- 0	0- 0		0- 0		NEUTRAL	0- 0		0- 0		0- 0	

RPI 1-25				RPI 26-50				RPI 51-100				RPI 101+				Team's RPI: 161	
RPI	S	Opponent	Score	RPI	S	Opponent	Score	RPI	S	Opponent	Score	RPI	S	Opponent	Score		
								66	A	Washi ngton	52	81	126	A	Ameri can	71	86
								77	A	Kansas	56	77	153	A	Ai r Force	78	71
													208	H	Del aware	72	46
													223	A	UMKC	91	84
													285	H	Col gate	64	61
													287	A	Howard	59	73
													330	H	Loyol a Maryl and	70	38
LAST 12 Division I GAMES:																	
				77	A	Kansas	56	77	208	H	Del aware	72	46				
				285	H	Col gate	64	61	66	A	Washi ngton	52	81				
				126	A	Ameri can	71	86	287	A	Howard	59	73				
				153	A	Ai r Force	78	71	223	A	UMKC	91	84				
				330	H	Loyol a Maryl and	70	38									

Non-Div I Games:

George Mason

Average RPI Win:	204	WON-LOST	WINNING	LAST 10	STRENGTH OF	OPP. STRENGTH	TEAM	ADJ.	CONF.	ADJ CONF.
Average RPI Loss:	100	RECORD	PCT. RANK	GAMES	SCHEDULE	OF SCHEDULE	RPI	RPI	RPI	RPI
DIV. I ONLY	2- 7	282	0- 1	61	132	225	225	16	16	
DIV. I NON-CONF.	2- 7	282	0- 1	61	132	225	225	16	16	

TOTALS	RPI 1-25	RPI 26-50	W-L RECORDS	RPI 51-100	RPI 101-150	RPI 150+				
2- 7	0- 1	0- 1	OVERALL	0- 2	0- 1	2- 2				
2- 3	0- 0	0- 1	HOME	0- 1	0- 0	2- 1				
0- 2	0- 0	0- 0	AWAY	0- 0	0- 1	0- 1				
0- 2	0- 1	0- 0	NEUTRAL	0- 1	0- 0	0- 0				
2- 7	0- 1	0- 1	NON-CONFERENCE	0- 2	0- 1	2- 2				
2- 3	0- 0	0- 1	HOME	0- 1	0- 0	2- 1				
0- 2	0- 0	0- 0	AWAY	0- 0	0- 1	0- 1				
0- 2	0- 1	0- 0	NEUTRAL	0- 1	0- 0	0- 0				
0- 0	0- 0	0- 0	CONFERENCE	0- 0	0- 0	0- 0				
0- 0	0- 0	0- 0	HOME	0- 0	0- 0	0- 0				
0- 0	0- 0	0- 0	AWAY	0- 0	0- 0	0- 0				
0- 0	0- 0	0- 0	NEUTRAL	0- 0	0- 0	0- 0				

RPI 1-25				RPI 26-50				RPI 51-100				RPI 101+				Team's RPI: 225
RPI	S	Opponent	Score	RPI	S	Opponent	Score	RPI	S	Opponent	Score	RPI	S	Opponent	Score	
4	N	NC State	61 69	27	H	Maryland	30 69	62	H	Villanova	45 60	107	A	James Madison	37 50	
								71	N	Georgia Tech	55 70	164	H	Monmouth	51 55	
												189	H	Princeton	64 49	
												218	H	Towson	76 63	
												266	A	Iona	43 52	

LAST 12 Division I GAMES:																
				62	H	Villanova	45 60	164	H	Monmouth	51 55					
				189	H	Princeton	64 49	218	H	Towson	76 63					
				107	A	James Madison	37 50	4	N	NC State	61 69					
								71	N	Georgia Tech	55 70					
								266	A	Iona	43 52					
								27	H	Maryland	30 69					

Non-Div I Games:

George Washington

Average RPI		Win: 245	WON-LOST	WINNING	LAST 10	STRENGTH OF		OPP. STRENGTH	TEAM	ADJ.	CONF.	ADJ CONF.
Loss: 62			RECORD	PCT. RANK	GAMES	SCHEDULE		OF SCHEDULE	RPI	RPI	RPI	RPI
DIV. I ONLY		5- 5		160	0- 1	107		145	172	172	4	4
DIV. I NON-CONF.		5- 5		160	0- 1	107		145	172	172	4	4

TOTALS		RPI 1-25		RPI 26-50		W-L RECORDS		RPI 51-100	RPI 101-150		RPI 150+	
5- 5		0- 2		0- 0		OVERALL		0- 2	2- 1		3- 0	
4- 2		0- 1		0- 0		HOME		0- 1	2- 0		2- 0	
1- 1		0- 0		0- 0		AWAY		0- 0	0- 1		1- 0	
0- 2		0- 1		0- 0		NEUTRAL		0- 1	0- 0		0- 0	
5- 5		0- 2		0- 0		NON-CONFERENCE		0- 2	2- 1		3- 0	
4- 2		0- 1		0- 0		HOME		0- 1	2- 0		2- 0	
1- 1		0- 0		0- 0		AWAY		0- 0	0- 1		1- 0	
0- 2		0- 1		0- 0		NEUTRAL		0- 1	0- 0		0- 0	
0- 0		0- 0		0- 0		CONFERENCE		0- 0	0- 0		0- 0	
0- 0		0- 0		0- 0		HOME		0- 0	0- 0		0- 0	
0- 0		0- 0		0- 0		AWAY		0- 0	0- 0		0- 0	
0- 0		0- 0		0- 0		NEUTRAL		0- 0	0- 0		0- 0	

RPI 1-25				RPI 26-50				RPI 51-100				RPI 101+ Team's RPI: 172			
RPI	S	Opponent	Score	RPI	S	Opponent	Score	RPI	S	Opponent	Score	RPI	S	Opponent	Score
4	H	NC State	65 76					84	H	VCU	45 47	107	A	James Madison	57 69
15	N	Baylor	46 67					99	N	Buffalo	64 73	127	H	Pittsburgh	70 41
												149	H	Fordham	58 38
												291	A	Richmond	73 53
												328	H	UMES	74 55
												330	H	Loyola Maryland	45 30

LAST 12 Division I GAMES:															
4	H	NC State	65 76	99	N	Buffalo	64 73	127	H	Pittsburgh	70 41				
84	H	VCU	45 47					107	A	James Madison	57 69				
149	H	Fordham	58 38					330	H	Loyola Maryland	45 30				
15	N	Baylor	46 67					328	H	UMES	74 55				
								291	A	Richmond	73 53				

Non-Div I Games:

Georgetown

Average RPI	Win:	245	WON-LOST	WINNING	LAST 10	STRENGTH OF	OPP. STRENGTH	TEAM	ADJ.	CONF.	ADJ CONF.
Average RPI	Loss:	49	RECORD	PCT. RANK	GAMES	SCHEDULE	OF SCHEDULE	RPI	RPI	RPI	RPI
DIV. I ONLY		6- 3		98	1- 0	226	155	151	151	6	6
DIV. I NON-CONF.		6- 3		98	1- 0	226	155	151	151	6	6

TOTALS	RPI 1-25		RPI 26-50		W-L RECORDS	RPI 51-100		RPI 101-150		RPI 150+	
6- 3	0- 0		0- 2		OVERALL	0- 1		0- 0		6- 0	
5- 0	0- 0		0- 0		HOME	0- 0		0- 0		5- 0	
0- 2	0- 0		0- 1		AWAY	0- 1		0- 0		0- 0	
1- 1	0- 0		0- 1		NEUTRAL	0- 0		0- 0		1- 0	
6- 3	0- 0		0- 2		NON-CONFERENCE	0- 1		0- 0		6- 0	
5- 0	0- 0		0- 0		HOME	0- 0		0- 0		5- 0	
0- 2	0- 0		0- 1		AWAY	0- 1		0- 0		0- 0	
1- 1	0- 0		0- 1		NEUTRAL	0- 0		0- 0		1- 0	
0- 0	0- 0		0- 0		CONFERENCE	0- 0		0- 0		0- 0	
0- 0	0- 0		0- 0		HOME	0- 0		0- 0		0- 0	
0- 0	0- 0		0- 0		AWAY	0- 0		0- 0		0- 0	
0- 0	0- 0		0- 0		NEUTRAL	0- 0		0- 0		0- 0	

RPI 1-25				RPI 26-50				RPI 51-100				RPI 101+				Team's RPI: 151	
RPI	S	Opponent	Score	RPI	S	Opponent	Score	RPI	S	Opponent	Score	RPI	S	Opponent	Score		
				27	N	Maryl and	51 58	71	A	Georgi a Tech	53 63	156	H	Mercer	67 60		
				49	A	UCLA	69 80					193	H	Furman	61 38		
												201	H	Winthrop	85 39		
												232	H	St. Bonaventure	67 40		
												339	N	Morgan St.	60 33		
												346	H	Charleston So.	83 75		
LAST 12 Division I GAMES:																	
				193	H	Furman	61 38	49	A	UCLA	69 80	201	H	Winthrop	85 39		
				346	H	Charleston So.	83 75					232	H	St. Bonaventure	67 40		
				156	H	Mercer	67 60										
				27	N	Maryl and	51 58										
				339	N	Morgan St.	60 33										
				71	A	Georgi a Tech	53 63										

Non-Div I Games:

Georgia

Average RPI	Win:	299	WON-LOST	WINNING	LAST 10	STRENGTH OF	OPP. STRENGTH	TEAM	ADJ.	CONF.	ADJ CONF.
Average RPI	Loss:	94	RECORD	PCT. RANK	GAMES	SCHEDULE	OF SCHEDULE	RPI	RPI	RPI	RPI
DIV. I ONLY		3- 3		160	0- 1	169	272	169	169	19	19
DIV. I NON-CONF.		3- 3		160	0- 1	169	272	169	169	19	19

TOTALS	RPI 1-25		RPI 26-50		W-L RECORDS	RPI 51-100		RPI 101-150		RPI 150+	
3- 3	0- 0		0- 0		OVERALL	0- 2		0- 1		3- 0	
1- 1	0- 0		0- 0		HOME	0- 1		0- 0		1- 0	
2- 2	0- 0		0- 0		AWAY	0- 1		0- 1		2- 0	
0- 0	0- 0		0- 0		NEUTRAL	0- 0		0- 0		0- 0	
3- 3	0- 0		0- 0		NON-CONFERENCE	0- 2		0- 1		3- 0	
1- 1	0- 0		0- 0		HOME	0- 1		0- 0		1- 0	
2- 2	0- 0		0- 0		AWAY	0- 1		0- 1		2- 0	
0- 0	0- 0		0- 0		NEUTRAL	0- 0		0- 0		0- 0	
0- 0	0- 0		0- 0		CONFERENCE	0- 0		0- 0		0- 0	
0- 0	0- 0		0- 0		HOME	0- 0		0- 0		0- 0	
0- 0	0- 0		0- 0		AWAY	0- 0		0- 0		0- 0	
0- 0	0- 0		0- 0		NEUTRAL	0- 0		0- 0		0- 0	

RPI 1-25				RPI 26-50				RPI 51-100				RPI 101+ Team's RPI: 169							
RPI	S	Opponent	Score	RPI	S	Opponent	Score	RPI	S	Opponent	Score	RPI	S	Opponent	Score				
								71	H	Georgi a Tech	71	78	136	A	Ri ce	49	66		
								76	A	Mi ddl e Tenn.	54	69	250	A	Fla. Atlantic	75	59		
													316	A	FIU	67	61		
													332	H	UNC Greensboro	70	63		
LAST 12 Division I GAMES:																			
316	A	FIU	67	61	71	H	Georgi a Tech	71	78	76	A	Mi ddl e Tenn.	54	69	136	A	Ri ce	49	66
250	A	Fla. Atlantic	75	59															
332	H	UNC Greensboro	70	63															

Non-Div I Games:

Georgia St.

Average RPI		Win: 202	WON-LOST	WINNING	LAST 10	STRENGTH OF		OPP. STRENGTH	TEAM	ADJ.	CONF.	ADJ CONF.
Loss: 80			RECORD	PCT. RANK	GAMES	SCHEDULE		OF SCHEDULE	RPI	RPI	RPI	RPI
DIV. I	ONLY		7- 2	50	1- 0	207		97	71	71	1	1
DIV. I	NON-CONF.		7- 2	50	1- 0	207		97	71	71	1	1

TOTALS		RPI 1-25		RPI 26-50		W-L RECORDS		RPI 51-100	RPI 101-150		RPI 150+	
7- 2		0- 0		0- 1		OVERALL		1- 0	0- 1		6- 0	
4- 0		0- 0		0- 0		HOME		0- 0	0- 0		4- 0	
1- 2		0- 0		0- 1		AWAY		0- 0	0- 1		1- 0	
2- 0		0- 0		0- 0		NEUTRAL		1- 0	0- 0		1- 0	
7- 2		0- 0		0- 1		NON-CONFERENCE		1- 0	0- 1		6- 0	
4- 0		0- 0		0- 0		HOME		0- 0	0- 0		4- 0	
1- 2		0- 0		0- 1		AWAY		0- 0	0- 1		1- 0	
2- 0		0- 0		0- 0		NEUTRAL		1- 0	0- 0		1- 0	
0- 0		0- 0		0- 0		CONFERENCE		0- 0	0- 0		0- 0	
0- 0		0- 0		0- 0		HOME		0- 0	0- 0		0- 0	
0- 0		0- 0		0- 0		AWAY		0- 0	0- 0		0- 0	
0- 0		0- 0		0- 0		NEUTRAL		0- 0	0- 0		0- 0	

RPI	S	Opponent	Score	RPI	S	Opponent	Score	RPI	S	Opponent	Score	RPI	S	Opponent	Score
				27	A	Maryland	54 67					132	A	Houston	89 95
								73	N	Idaho St.	74 51	151	H	Georgia	63 53
												169	A	Georgia St.	78 71
												211	H	Appalachian St.	71 53
												225	N	George Washington	70 55
												257	H	Alabama St.	69 42
												327	H	Western Caro.	84 49

LAST 12 Division I GAMES:															
				257	H	Alabama St.	69 42					73	N	Idaho St.	74 51
				169	A	Georgia St.	78 71					225	N	George Washington	70 55
				27	A	Maryland	54 67					151	H	Georgia	63 53
												327	H	Western Caro.	84 49
												211	H	Appalachian St.	71 53
												132	A	Houston	89 95

Non-Div I Games:

Georgia Tech

Average RPI Win: 130

Average RPI Loss: 1

WON-LOST
RECORDWINNING
PCT. RANKLAST 10
GAMESSTRENGTH OF
SCHEDULEOPP. STRENGTH
OF SCHEDULETEAM
RPIADJ.
RPICONF.
RPIADJ CONF.
RPIDIV. I ONLY
DIV. I NON-CONF.8- 1
8- 121
211- 0
1- 0100
1003
314
1414
147
77
7

TOTALS

RPI 1-25

RPI 26-50

W-L RECORDS

RPI 51-100

RPI 101-150

RPI 150+

8- 1 1- 1
4- 0 1- 0
2- 0 0- 0
2- 1 0- 10- 0
0- 0
0- 0
0- 0OVERALL
HOME
AWAY
NEUTRAL2- 0
2- 0
0- 0
0- 02- 0
1- 0
0- 0
1- 03- 0
0- 0
2- 0
1- 08- 1 1- 1
4- 0 1- 0
2- 0 0- 0
2- 1 0- 10- 0
0- 0
0- 0
0- 0NON-CONFERENCE
HOME
AWAY
NEUTRAL2- 0
2- 0
0- 0
0- 02- 0
1- 0
0- 0
1- 03- 0
0- 0
2- 0
1- 00- 0 0- 0
0- 0 0- 0
0- 0 0- 0
0- 0 0- 00- 0
0- 0
0- 0
0- 0CONFERENCE
HOME
AWAY
NEUTRAL0- 0
0- 0
0- 0
0- 00- 0
0- 0
0- 0
0- 00- 0
0- 0
0- 0
0- 0

RPI 1-25

Team's RPI: 14

RPI	S	Opponent	Score
1	N	Notre Dame	65 81
20	H	Stanford	79 73

RPI 26-50

RPI	S	Opponent	Score
-----	---	----------	-------

RPI 51-100

RPI	S	Opponent	Score
61	H	Montana	76 52
73	H	Idaho St.	70 51

RPI 101+

RPI	S	Opponent	Score
104	N	Rutgers	57 40
122	H	Colorado St.	50 39
163	N	Western Ky.	76 55
219	A	UNLV	70 59
279	A	Eastern Wash.	63 51

LAST 12 Division I GAMES:

163	N	Western Ky.	76	55	73	H	Idaho St.	70	51
104	N	Rutgers	57	40	279	A	Eastern Wash.	63	51
20	H	Stanford	79	73	61	H	Montana	76	52
122	H	Colorado St.	50	39					
1	N	Notre Dame	65	81					
219	A	UNLV	70	59					

Non-Div I Games:

Gonzaga

Average RPI	Win: 325	WON-LOST	WINNING	LAST 10	STRENGTH OF	OPP. STRENGTH	TEAM	ADJ.	CONF.	ADJ CONF.
Average RPI	Loss: 134	RECORD	PCT. RANK	GAMES	SCHEDULE	OF SCHEDULE	RPI	RPI	RPI	RPI
DIV. I ONLY	1- 4	290	0- 1	147	187	268	268	28	28	
DIV. I NON-CONF.	1- 4	290	0- 1	147	187	268	268	28	28	

TOTALS	RPI 1-25	RPI 26-50	W-L RECORDS	RPI 51-100	RPI 101-150	RPI 150+				
1- 4	0- 0	0- 1	OVERALL	0- 1	0- 0	1- 2				
1- 0	0- 0	0- 0	HOME	0- 0	0- 0	1- 0				
0- 4	0- 0	0- 1	AWAY	0- 1	0- 0	0- 2				
0- 0	0- 0	0- 0	NEUTRAL	0- 0	0- 0	0- 0				
1- 4	0- 0	0- 1	NON-CONFERENCE	0- 1	0- 0	1- 2				
1- 0	0- 0	0- 0	HOME	0- 0	0- 0	1- 0				
0- 4	0- 0	0- 1	AWAY	0- 1	0- 0	0- 2				
0- 0	0- 0	0- 0	NEUTRAL	0- 0	0- 0	0- 0				
0- 0	0- 0	0- 0	CONFERENCE	0- 0	0- 0	0- 0				
0- 0	0- 0	0- 0	HOME	0- 0	0- 0	0- 0				
0- 0	0- 0	0- 0	AWAY	0- 0	0- 0	0- 0				
0- 0	0- 0	0- 0	NEUTRAL	0- 0	0- 0	0- 0				

RPI 1-25				RPI 26-50				RPI 51-100				RPI 101+ Team' s RPI : 268			
RPI	S	Opponent	Score	RPI	S	Opponent	Score	RPI	S	Opponent	Score	RPI	S	Opponent	Score
				37	A	Auburn	48 97	70	A	Al abama	55 73	190	A	UT Arl ington	54 78
												238	A	Southern Mi ss.	47 68
												325	H	McNeese	75 51
LAST 12 Di vi si on I GAMES:															
				325	H	McNeese	75 51	70	A	Al abama	55 73				
				37	A	Auburn	48 97	190	A	UT Arl ington	54 78				
								238	A	Southern Mi ss.	47 68				

Non-Di v I Games:

Grambling

Grand Canyon

Through Games Of Dec. 8, 2018

Average RPI Win:	318	WON-LOST	WINNING	LAST 10	STRENGTH OF	OPP. STRENGTH	TEAM	ADJ.	CONF.	ADJ CONF.
Average RPI Loss:	169	RECORD	PCT. RANK	GAMES	SCHEDULE	OF SCHEDULE	RPI	RPI	RPI	RPI
DIV. I ONLY	2- 5	255	0- 1	340	187	340	340	30	30	
DIV. I NON-CONF.	2- 5	255	0- 1	340	187	340	340	30	30	

TOTALS	RPI 1-25	RPI 26-50	W-L RECORDS	RPI 51-100	RPI 101-150	RPI 150+				
2- 5	0- 0	0- 0	OVERALL	0- 1	0- 1	2- 3				
2- 2	0- 0	0- 0	HOME	0- 1	0- 1	2- 0				
0- 3	0- 0	0- 0	AWAY	0- 0	0- 0	0- 3				
0- 0	0- 0	0- 0	NEUTRAL	0- 0	0- 0	0- 0				
2- 5	0- 0	0- 0	NON-CONFERENCE	0- 1	0- 1	2- 3				
2- 2	0- 0	0- 0	HOME	0- 1	0- 1	2- 0				
0- 3	0- 0	0- 0	AWAY	0- 0	0- 0	0- 3				
0- 0	0- 0	0- 0	NEUTRAL	0- 0	0- 0	0- 0				
0- 0	0- 0	0- 0	CONFERENCE	0- 0	0- 0	0- 0				
0- 0	0- 0	0- 0	HOME	0- 0	0- 0	0- 0				
0- 0	0- 0	0- 0	AWAY	0- 0	0- 0	0- 0				
0- 0	0- 0	0- 0	NEUTRAL	0- 0	0- 0	0- 0				

RPI 1-25				RPI 26-50				RPI 51-100				RPI 101+				Team's RPI: 340
RPI	S	Opponent	Score	RPI	S	Opponent	Score	RPI	S	Opponent	Score	RPI	S	Opponent	Score	
								61	H	Montana	47 69	120	H	Indiana St.	81 88	
												174	A	East Carolina	47 59	
												191	A	UNCW	55 77	
												288	H	Incarnate Word	74 63	
												300	A	UC Santa Barbara	55 66	
												348	H	LIU Brooklyn	65 62	
LAST 12 Division I GAMES:																
				61	H	Montana	47 69	191	A	UNCW	55 77					
				300	A	UC Santa Barbara	55 66	174	A	East Carolina	47 59					
				348	H	LIU Brooklyn	65 62	288	H	Incarnate Word	74 63					
				120	H	Indiana St.	81 88									

Non-Div I Games:

Grand Canyon

Loss,
Non-Conf, S Site,
H Home
A Away
N Neutral

Average RPI	Win:	91	WON-LOST	WINNING	LAST 10	STRENGTH OF	OPP. STRENGTH	TEAM	ADJ.	CONF.	ADJ CONF.
Average RPI	Loss:	28	RECORD	PCT. RANK	GAMES	SCHEDULE	OF SCHEDULE	RPI	RPI	RPI	RPI
DIV. I ONLY		4- 4		160	1- 0	9	24	22	22	13	13
DIV. I NON-CONF.		4- 4		160	1- 0	9	24	22	22	13	13

TOTALS	RPI 1-25		RPI 26-50		W-L RECORDS	RPI 51-100		RPI 101-150		RPI 150+	
4- 4	0- 2		0- 1		OVERALL	3- 1		1- 0		0- 0	
3- 1	0- 0		0- 0		HOME	2- 1		1- 0		0- 0	
1- 3	0- 2		0- 1		AWAY	1- 0		0- 0		0- 0	
0- 0	0- 0		0- 0		NEUTRAL	0- 0		0- 0		0- 0	
4- 4	0- 2		0- 1		NON-CONFERENCE	3- 1		1- 0		0- 0	
3- 1	0- 0		0- 0		HOME	2- 1		1- 0		0- 0	
1- 3	0- 2		0- 1		AWAY	1- 0		0- 0		0- 0	
0- 0	0- 0		0- 0		NEUTRAL	0- 0		0- 0		0- 0	
0- 0	0- 0		0- 0		CONFERENCE	0- 0		0- 0		0- 0	
0- 0	0- 0		0- 0		HOME	0- 0		0- 0		0- 0	
0- 0	0- 0		0- 0		AWAY	0- 0		0- 0		0- 0	
0- 0	0- 0		0- 0		NEUTRAL	0- 0		0- 0		0- 0	

RPI 1-25				RPI 26-50				RPI 51-100				RPI 101+			
RPI	S	Opponent	Score	RPI	S	Opponent	Score	RPI	S	Opponent	Score	RPI	S	Opponent	Score
6	A	South Dakota St.	47 77	35	A	DePaul	64 73	51	H	Northwestern	55 57	135	H	Wisconsin	55 46
18	A	South Dakota	49 55					53	H	Maine	70 39				
								85	H	Dayton	51 35				
								92	A	Missouri	56 49				

LAST 12 Division I GAMES:															
85	H	Dayton	51 35	135	H	Wisconsin	55 46								
53	H	Maine	70 39	18	A	South Dakota	49 55								
92	A	Missouri	56 49	6	A	South Dakota St.	47 77								
35	A	DePaul	64 73												
51	H	Northwestern	55 57												

Non-Div I Games:

Green Bay

Average RPI Win: 201
Average RPI Loss: 101

WON-LOST
RECORD

WINNING
PCT. RANK

LAST 10
GAMES

STRENGTH OF
SCHEDULE

OPP. STRENGTH
OF SCHEDULE

TEAM
RPI

ADJ.
RPI

CONF.
RPI

ADJ CONF.
RPI

DIV. I ONLY
DIV. I NON-CONF.

3- 3
3- 3

160
160

0- 1
0- 1

124
124

72
72

162
162

162
162

29
29

29
29

TOTALS

RPI 1-25

RPI 26-50

W-L RECORDS

RPI 51-100

RPI 101-150

RPI 150+

3- 3 0- 1
2- 2 0- 0
1- 1 0- 1
0- 0 0- 0

0- 0
0- 0
0- 0
0- 0

OVERALL
HOME
AWAY
NEUTRAL

0- 1
0- 1
0- 0
0- 0

1- 0
1- 0
0- 0
0- 0

2- 1
1- 1
1- 0
0- 0

3- 3 0- 1
2- 2 0- 0
1- 1 0- 1
0- 0 0- 0

0- 0
0- 0
0- 0
0- 0

NON-CONFERENCE
HOME
AWAY
NEUTRAL

0- 1
0- 1
0- 0
0- 0

1- 0
1- 0
0- 0
0- 0

2- 1
1- 1
1- 0
0- 0

0- 0 0- 0
0- 0 0- 0
0- 0 0- 0
0- 0 0- 0

0- 0
0- 0
0- 0
0- 0

CONFERENCE
HOME
AWAY
NEUTRAL

0- 0
0- 0
0- 0
0- 0

0- 0
0- 0
0- 0
0- 0

0- 0
0- 0
0- 0
0- 0

RPI 1-25

RPI 26-50

RPI 51-100

RPI 101+

Team's RPI: 162

RPI S Opponent Score
4 A NC State 51 83

RPI S Opponent Score

RPI S Opponent Score
100 H Chattanooga 50 58

RPI S Opponent Score
107 H James Madison 72 65
199 H El on 62 77
245 H Samford 64 57
250 A Fla. Atlantic 72 68

LAST 12 Division I GAMES:

4 A NC State 51 83

199 H El on 62 77
245 H Samford 64 57
107 H James Madison 72 65
100 H Chattanooga 50 58
250 A Fla. Atlantic 72 68

Non-Div I Games:

Hampton

Loss, Non-Conf, S Site, H Home A Away N Neutral

Average RPI Win: 238		WON-LOST	WINNING	LAST 10	STRENGTH OF		OPP. STRENGTH	TEAM	ADJ.	CONF.	ADJ CONF.
Average RPI Loss: 62		RECORD	PCT. RANK	GAMES	SCHEDULE		OF SCHEDULE	RPI	RPI	RPI	RPI
DIV. I ONLY		3- 5	217	0- 1	45		148	154	154	24	24
DIV. I NON-CONF.		3- 5	217	0- 1	45		148	154	154	24	24

TOTALS		RPI 1-25	RPI 26-50		W-L RECORDS		RPI 51-100	RPI 101-150	RPI 150+		
3- 5		0- 2	0- 0		OVERALL		0- 2	0- 0	3- 1		
3- 0		0- 0	0- 0		HOME		0- 0	0- 0	3- 0		
0- 3		0- 1	0- 0		AWAY		0- 2	0- 0	0- 0		
0- 2		0- 1	0- 0		NEUTRAL		0- 0	0- 0	0- 1		
3- 5		0- 2	0- 0		NON-CONFERENCE		0- 2	0- 0	3- 1		
3- 0		0- 0	0- 0		HOME		0- 0	0- 0	3- 0		
0- 3		0- 1	0- 0		AWAY		0- 2	0- 0	0- 0		
0- 2		0- 1	0- 0		NEUTRAL		0- 0	0- 0	0- 1		
0- 0		0- 0	0- 0		CONFERENCE		0- 0	0- 0	0- 0		
0- 0		0- 0	0- 0		HOME		0- 0	0- 0	0- 0		
0- 0		0- 0	0- 0		AWAY		0- 0	0- 0	0- 0		
0- 0		0- 0	0- 0		NEUTRAL		0- 0	0- 0	0- 0		

RPI 1-25				RPI 26-50				RPI 51-100				RPI 101+ Team's RPI: 154			
RPI	S	Opponent	Score	RPI	S	Opponent	Score	RPI	S	Opponent	Score	RPI	S	Opponent	Score
8	N	Louisville	69 86					54	A	New Mexico	65 72	174	N	Southern Ill.	50 72
13	A	Miami (FL)	62 75					62	A	Villanova	41 59	183	H	Harvard	73 60
												192	H	William & Mary	50 45
												339	H	Morgan St.	80 59

LAST 12 Division I GAMES:															
13	A	Miami (FL)	62 75	54	A	New Mexico	65 72								
192	H	William & Mary	50 45	62	A	Villanova	41 59								
8	N	Louisville	69 86												
174	N	Southern Ill.	50 72												
183	H	Harvard	73 60												
339	H	Morgan St.	80 59												

Non-Div I Games:

Hartford

Average RPI	Win:	248	WON-LOST	WINNING	LAST 10	STRENGTH OF	OPP. STRENGTH	TEAM	ADJ.	CONF.	ADJ CONF.
Average RPI	Loss:	78	RECORD	PCT. RANK	GAMES	SCHEDULE	OF SCHEDULE	RPI	RPI	RPI	RPI
DIV. I ONLY		4- 6		207	1- 0	170	43	183	183	17	17
DIV. I NON-CONF.		4- 6		207	1- 0	170	43	183	183	17	17

TOTALS	RPI 1-25		RPI 26-50		W-L RECORDS	RPI 51-100		RPI 101-150		RPI 150+	
4- 6	0- 1		0- 0		OVERALL	0- 3		1- 1		3- 1	
1- 3	0- 0		0- 0		HOME	0- 2		0- 1		1- 0	
2- 3	0- 1		0- 0		AWAY	0- 1		1- 0		1- 1	
1- 0	0- 0		0- 0		NEUTRAL	0- 0		0- 0		1- 0	
4- 6	0- 1		0- 0		NON-CONFERENCE	0- 3		1- 1		3- 1	
1- 3	0- 0		0- 0		HOME	0- 2		0- 1		1- 0	
2- 3	0- 1		0- 0		AWAY	0- 1		1- 0		1- 1	
1- 0	0- 0		0- 0		NEUTRAL	0- 0		0- 0		1- 0	
0- 0	0- 0		0- 0		CONFERENCE	0- 0		0- 0		0- 0	
0- 0	0- 0		0- 0		HOME	0- 0		0- 0		0- 0	
0- 0	0- 0		0- 0		AWAY	0- 0		0- 0		0- 0	
0- 0	0- 0		0- 0		NEUTRAL	0- 0		0- 0		0- 0	

RPI	S	Opponent	Score	RPI	S	Opponent	Score	RPI	S	Opponent	Score	RPI	S	Opponent	Score	Team's RPI: 183
1	A	Notre Dame	58 103					53	H	Maine	60 67	104	H	Rutgers	49 60	
								75	H	Quinnipiac	67 72	140	A	CSUN	75 55	
								78	A	Purdue	65 66	154	A	Hartford	60 73	
												244	N	Jacksonville St.	69 62	
												293	A	Siena	73 54	
												315	H	La Salle	88 43	

LAST 12 Division I GAMES:																
154	A	Hartford	60 73	140	A	CSUN	75 55	104	H	Rutgers	49 60	53	H	Maine	60 67	
293	A	Siena	73 54	75	H	Quinnipiac	67 72	244	N	Jacksonville St.	69 62	154	A	Hartford	60 73	
315	H	La Salle	88 43	78	A	Purdue	65 66					293	A	Siena	73 54	
78	A	Purdue	65 66	1	A	Notre Dame	58 103					315	H	La Salle	88 43	

Non-Div I Games:

Harvard

Average RPI Win: 222
Average RPI Loss: 101

WON-LOST
RECORD

WINNING
PCT. RANK

LAST 10
GAMES

STRENGTH OF
SCHEDULE

OPP. STRENGTH
OF SCHEDULE

TEAM
RPI

ADJ.
RPI

CONF.
RPI

ADJ CONF.
RPI

DIV. I ONLY
DIV. I NON-CONF.

2- 7
2- 7

282
282

1- 0
1- 0

120
120

115
115

269
269

269
269

21
21

21
21

TOTALS

RPI 1-25

RPI 26-50

W-L RECORDS

RPI 51-100

RPI 101-150

RPI 150+

2- 7 0- 1
2- 5 0- 1
0- 2 0- 0
0- 0 0- 0

0- 0
0- 0
0- 0
0- 0

OVERALL
HOME
AWAY
NEUTRAL

0- 2
0- 2
0- 0
0- 0

0- 4
0- 2
0- 2
0- 0

2- 0
2- 0
0- 0
0- 0

2- 7 0- 1
2- 5 0- 1
0- 2 0- 0
0- 0 0- 0

0- 0
0- 0
0- 0
0- 0

NON-CONFERENCE
HOME
AWAY
NEUTRAL

0- 2
0- 2
0- 0
0- 0

0- 4
0- 2
0- 2
0- 0

2- 0
2- 0
0- 0
0- 0

0- 0 0- 0
0- 0 0- 0
0- 0 0- 0
0- 0 0- 0

0- 0
0- 0
0- 0
0- 0

CONFERENCE
HOME
AWAY
NEUTRAL

0- 0
0- 0
0- 0
0- 0

0- 0
0- 0
0- 0
0- 0

0- 0
0- 0
0- 0
0- 0

RPI 1-25

RPI 26-50

RPI 51-100

RPI 101+

Team's RPI: 269

RPI S Opponent Score
20 H Stanford 59 81

RPI S Opponent Score

RPI S Opponent Score
58 H Portland 65 72
91 H FGCU 67 73

RPI S Opponent Score
126 H American 57 69
128 A San Diego St. 57 58
139 A San Diego 50 58
143 H Pepperdi ne 64 65
202 H Idaho 69 61
242 H Seattle U 67 51

LAST 12 Division I GAMES:

202 H Idaho 69 61
128 A San Diego St. 57 58
143 H Pepperdi ne 64 65

20 H Stanford 59 81
91 H FGCU 67 73
126 H American 57 69
242 H Seattle U 67 51
58 H Portland 65 72
139 A San Diego 50 58

Non-Div I Games:

Hawai i

Loss, Non-Conf, S Site, H Home A Away N Neutral

Average RPI Win: 338		WON-LOST	WINNING	LAST 10	STRENGTH OF		OPP. STRENGTH	TEAM	ADJ.	CONF.	ADJ CONF.
Average RPI Loss: 122		RECORD	PCT. RANK	GAMES	SCHEDULE		OF SCHEDULE	RPI	RPI	RPI	RPI
DIV. I ONLY		2- 4	238	0- 1	215		295	267	267	29	29
DIV. I NON-CONF.		2- 4	238	0- 1	215		295	267	267	29	29

TOTALS		RPI 1-25		RPI 26-50	W-L RECORDS		RPI 51-100	RPI 101-150		RPI 150+	
2- 4		0- 1		0- 1	OVERALL		0- 0	0- 1		2- 1	
2- 0		0- 0		0- 0	HOME		0- 0	0- 0		2- 0	
0- 4		0- 1		0- 1	AWAY		0- 0	0- 1		0- 1	
0- 0		0- 0		0- 0	NEUTRAL		0- 0	0- 0		0- 0	
2- 4		0- 1		0- 1	NON-CONFERENCE		0- 0	0- 1		2- 1	
2- 0		0- 0		0- 0	HOME		0- 0	0- 0		2- 0	
0- 4		0- 1		0- 1	AWAY		0- 0	0- 1		0- 1	
0- 0		0- 0		0- 0	NEUTRAL		0- 0	0- 0		0- 0	
0- 0		0- 0		0- 0	CONFERENCE		0- 0	0- 0		0- 0	
0- 0		0- 0		0- 0	HOME		0- 0	0- 0		0- 0	
0- 0		0- 0		0- 0	AWAY		0- 0	0- 0		0- 0	
0- 0		0- 0		0- 0	NEUTRAL		0- 0	0- 0		0- 0	

RPI 1-25				RPI 26-50				RPI 51-100				RPI 101+ Team's RPI: 267			
RPI	S	Opponent	Score	RPI	S	Opponent	Score	RPI	S	Opponent	Score	RPI	S	Opponent	Score
16	A	Kentucky	49 71	48	A	Clemson	64 83					114	A	Miami (OH)	55 68
												308	A	Davidson	62 71
												332	H	UNC Greensboro	82 75
												344	H	N.C. Central	80 69
LAST 12 Division I GAMES:															
48	A	Clemson	64 83	16	A	Kentucky	49 71								
332	H	UNC Greensboro	82 75	344	H	N.C. Central	80 69								
308	A	Davidson	62 71												
114	A	Miami (OH)	55 68												

Non-Div I Games: Greensboro 102 50 Mars Hill 86 36

High Point

Average RPI Win: 247		WON-LOST RECORD	WINNING PCT. RANK	LAST 10 GAMES	STRENGTH OF SCHEDULE	OPP. STRENGTH OF SCHEDULE	TEAM RPI	ADJ. RPI	CONF. RPI	ADJ. CONF. RPI
Loss: 164										
DIV. I ONLY		3- 6	238	0- 1	265	158	272	272	14	14
DIV. I NON-CONF.		3- 6	238	0- 1	265	158	272	272	14	14
TOTALS		RPI 1-25	RPI 26-50	W-L RECORDS		RPI 51-100	RPI 101-150	RPI 150+		
3- 6	0- 0		0- 0	OVERALL		0- 0	0- 4	3- 2		
1- 2	0- 0		0- 0	HOME		0- 0	0- 0	1- 2		
1- 2	0- 0		0- 0	AWAY		0- 0	0- 2	1- 0		
1- 2	0- 0		0- 0	NEUTRAL		0- 0	0- 2	1- 0		
3- 6	0- 0		0- 0	NON-CONFERENCE		0- 0	0- 4	3- 2		
1- 2	0- 0		0- 0	HOME		0- 0	0- 0	1- 2		
1- 2	0- 0		0- 0	AWAY		0- 0	0- 2	1- 0		
1- 2	0- 0		0- 0	NEUTRAL		0- 0	0- 2	1- 0		
0- 0	0- 0		0- 0	CONFERENCE		0- 0	0- 0	0- 0		
0- 0	0- 0		0- 0	HOME		0- 0	0- 0	0- 0		
0- 0	0- 0		0- 0	AWAY		0- 0	0- 0	0- 0		
0- 0	0- 0		0- 0	NEUTRAL		0- 0	0- 0	0- 0		

RPI 1-25				RPI 26-50				RPI 51-100				RPI 101+				Team's RPI: 272	
RPI	S	Opponent	Score	RPI	S	Opponent	Score	RPI	S	Opponent	Score	RPI	S	Opponent	Score		
												111	N	Marist	57	71	
												112	N	Wright St.	64	93	
												113	A	Stony Brook	49	77	
												148	A	Holy Cross	66	72	
												220	H	Sacred Heart	64	70	
												232	A	St. Bonaventure	67	59	
												243	N	Stetson	53	50	
												266	H	Iona	74	49	
												278	H	Columbi a	63	65	
LAST 12 Division I GAMES:																	
				112	N	Wright St.	64	93	148	A	Holy Cross	66	72				
				232	A	St. Bonaventure	67	59	220	H	Sacred Heart	64	70				
				113	A	Stony Brook	49	77	243	N	Stetson	53	50				
				278	H	Columbi a	63	65	111	N	Marist	57	71				
				266	H	Iona	74	49									

Non-Div l Games:

Hofstra

Average RPI	Win: 255	WON-LOST	WINNING	LAST 10	STRENGTH OF	OPP. STRENGTH	TEAM	ADJ.	CONF.	ADJ CONF.
Average RPI	Loss: 164	RECORD	PCT. RANK	GAMES	SCHEDULE	OF SCHEDULE	RPI	RPI	RPI	RPI
DIV. I ONLY	6- 2	63	1- 0	246	262	148	148	20	20	
DIV. I NON-CONF.	6- 2	63	1- 0	246	262	148	148	20	20	

TOTALS	RPI 1-25	RPI 26-50	W-L RECORDS	RPI 51-100	RPI 101-150	RPI 150+				
6- 2	0- 0	0- 0	OVERALL	1- 0	0- 1	5- 1				
4- 1	0- 0	0- 0	HOME	1- 0	0- 0	3- 1				
2- 1	0- 0	0- 0	AWAY	0- 0	0- 1	2- 0				
0- 0	0- 0	0- 0	NEUTRAL	0- 0	0- 0	0- 0				
6- 2	0- 0	0- 0	NON-CONFERENCE	1- 0	0- 1	5- 1				
4- 1	0- 0	0- 0	HOME	1- 0	0- 0	3- 1				
2- 1	0- 0	0- 0	AWAY	0- 0	0- 1	2- 0				
0- 0	0- 0	0- 0	NEUTRAL	0- 0	0- 0	0- 0				
0- 0	0- 0	0- 0	CONFERENCE	0- 0	0- 0	0- 0				
0- 0	0- 0	0- 0	HOME	0- 0	0- 0	0- 0				
0- 0	0- 0	0- 0	AWAY	0- 0	0- 0	0- 0				
0- 0	0- 0	0- 0	NEUTRAL	0- 0	0- 0	0- 0				

RPI 1-25				RPI 26-50				RPI 51-100				RPI 101+ Team's RPI: 148			
RPI	S	Opponent	Score	RPI	S	Opponent	Score	RPI	S	Opponent	Score	RPI	S	Opponent	Score
								81	H	Rhode Island	73 65	102	A	Boston College	63 89
												226	H	Brown	85 89
												236	H	Rider	71 61
												272	H	Hofstra	72 66
												298	A	Vermont	65 40
												304	H	UMass Lowell	63 54
												336	A	Albany (NY)	56 50

LAST 12 Division I GAMES:															
				272	H	Hofstra	72 66	304	H	UMass Lowell	63 54				
				236	H	Rider	71 61	298	A	Vermont	65 40				
								336	A	Albany (NY)	56 50				
								81	H	Rhode Island	73 65				
								226	H	Brown	85 89				
								102	A	Boston College	63 89				

Non-Div I Games:

Holy Cross

H
o
u
s
t
o
n

Houston					Through Games Of Dec. 8, 2018										
Average RPI	Win:	230	WON-LOST	WINNING	LAST 10	STRENGTH OF	OPP. STRENGTH	TEAM	ADJ.	CONF.	ADJ CONF.				
Average RPI	Loss:	84	RECORD	PCT. RANK	GAMES	SCHEDULE	OF SCHEDULE	RPI	RPI	RPI	RPI				
DIV. I ONLY			4- 6	207	0- 1	72	131	132	132	8	8				
DIV. I NON-CONF.			4- 6	207	0- 1	72	131	132	132	8	8				

TOTALS		RPI 1-25	RPI 26-50		W-L RECORDS		RPI 51-100		RPI 101-150		RPI 150+				
4- 6	0- 1		0- 0		OVERALL	1- 2		0- 3		3- 0					
1- 3	0- 0		0- 0		HOME	1- 1		0- 2		0- 0					
3- 3	0- 1		0- 0		AWAY	0- 1		0- 1		3- 0					
0- 0	0- 0		0- 0		NEUTRAL	0- 0		0- 0		0- 0					
4- 6	0- 1		0- 0		NON-CONFERENCE	1- 2		0- 3		3- 0					
1- 3	0- 0		0- 0		HOME	1- 1		0- 2		0- 0					
3- 3	0- 1		0- 0		AWAY	0- 1		0- 1		3- 0					
0- 0	0- 0		0- 0		NEUTRAL	0- 0		0- 0		0- 0					
0- 0	0- 0		0- 0		CONFERENCE	0- 0		0- 0		0- 0					
0- 0	0- 0		0- 0		HOME	0- 0		0- 0		0- 0					
0- 0	0- 0		0- 0		AWAY	0- 0		0- 0		0- 0					
0- 0	0- 0		0- 0		NEUTRAL	0- 0		0- 0		0- 0					

RPI 1-25				RPI 26-50				RPI 51-100				RPI 101+ Team's RPI: 132			
RPI	S	Opponent	Score	RPI	S	Opponent	Score	RPI	S	Opponent	Score				
3	A	Cal i forni a	79 80					54	H	New Mexi co	84 89	102	H	Boston Col lege	57 64
								71	H	Georgi a Tech	95 89	116	H	Texas A&M	52 68
								91	A	FGCU	71 76	138	A	Loui si ana Tech	88 100
												278	A	Col umbi a	83 72
												283	A	ETSU	84 77
												288	A	Incarnate Word	79 60

LAST 12 Division I GAMES:															
116	H	Texas A&M	52 68	102	H	Boston College	57 64								
283	A	ETSU	84 77	288	A	Incarnate Word	79 60								
91	A	FGCU	71 76	138	A	Louisiana Tech	88 100								
54	H	New Mexico	84 89	71	H	Georgia Tech	95 89								
278	A	Columbia	83 72	3	A	California	79 80								

H
o
u
s
t
o
n

Non-Div I Games:

Houston

Average RPI Win: 0

Average RPI Loss: 203

WON-LOST
RECORD

WINNING
PCT. RANK

LAST 10
GAMES

STRENGTH OF
SCHEDULE

OPP. STRENGTH
OF SCHEDULE

TEAM
RPI

ADJ.
RPI

CONF.
RPI

ADJ CONF.
RPI

DIV. I ONLY	0- 4	326	0- 0	75	314	302	302	23	23
DIV. I NON-CONF.	0- 4	326	0- 0	75	314	302	302	23	23
TOTALS	RPI 1-25	RPI 26-50	W-L RECORDS	RPI 51-100	RPI 101-150	RPI 150+			
0- 4	0- 0	0- 0	OVERALL	0- 0	0- 1	0- 3			
0- 0	0- 0	0- 0	HOME	0- 0	0- 0	0- 0			
0- 4	0- 0	0- 0	AWAY	0- 0	0- 1	0- 3			
0- 0	0- 0	0- 0	NEUTRAL	0- 0	0- 0	0- 0			
0- 4	0- 0	0- 0	NON-CONFERENCE	0- 0	0- 1	0- 3			
0- 0	0- 0	0- 0	HOME	0- 0	0- 0	0- 0			
0- 4	0- 0	0- 0	AWAY	0- 0	0- 1	0- 3			
0- 0	0- 0	0- 0	NEUTRAL	0- 0	0- 0	0- 0			
0- 0	0- 0	0- 0	CONFERENCE	0- 0	0- 0	0- 0			
0- 0	0- 0	0- 0	HOME	0- 0	0- 0	0- 0			
0- 0	0- 0	0- 0	AWAY	0- 0	0- 0	0- 0			
0- 0	0- 0	0- 0	NEUTRAL	0- 0	0- 0	0- 0			

RPI 1-25				RPI 26-50				RPI 51-100				RPI 101+ Team's RPI: 302			
RPI	S	Opponent	Score	RPI	S	Opponent	Score	RPI	S	Opponent	Score	RPI	S	Opponent	Score
												105	A	Oklahoma St.	44 77
												198	A	Texas Tech	76 82
												234	A	Wichita St.	50 68
												276	A	North Texas	75 100
LAST 12 Division I GAMES:															
				276	A	North Texas	75 100	105	A	Oklahoma St.	44 77				
				198	A	Texas Tech	76 82								
				234	A	Wichita St.	50 68								

Non-Div I Games:

Howard Payne

93 60

Tex. A&M Int'l

81 48

McMurry

92 41

Southwest (NM)

100 57

Houston Baptist

Howard

H
o
w
a
r
d

Howard

Average RPI Win:	155	WON-LOST	WINNING	LAST 10	STRENGTH OF	OPP. STRENGTH	TEAM	ADJ.	CONF.	ADJ CONF.
Average RPI Loss:	88	RECORD	PCT. RANK	GAMES	SCHEDULE	OF SCHEDULE	RPI	RPI	RPI	RPI
DIV. I ONLY	5- 3	115	0- 1	50	114	39	39	13	13	
DIV. I NON-CONF.	5- 3	115	0- 1	50	114	39	39	13	13	
<hr/>										
TOTALS	RPI 1-25	RPI 26-50	W-L RECORDS	RPI 51-100	RPI 101-150	RPI 150+				
5- 3	0- 1	0- 0	OVERALL	2- 0	1- 2	2- 0				
1- 1	0- 0	0- 0	HOME	1- 0	0- 1	0- 0				
3- 2	0- 1	0- 0	AWAY	0- 0	1- 1	2- 0				
1- 0	0- 0	0- 0	NEUTRAL	1- 0	0- 0	0- 0				
5- 3	0- 1	0- 0	NON-CONFERENCE	2- 0	1- 2	2- 0				
1- 1	0- 0	0- 0	HOME	1- 0	0- 1	0- 0				
3- 2	0- 1	0- 0	AWAY	0- 0	1- 1	2- 0				
1- 0	0- 0	0- 0	NEUTRAL	1- 0	0- 0	0- 0				
0- 0	0- 0	0- 0	CONFERENCE	0- 0	0- 0	0- 0				
0- 0	0- 0	0- 0	HOME	0- 0	0- 0	0- 0				
0- 0	0- 0	0- 0	AWAY	0- 0	0- 0	0- 0				
0- 0	0- 0	0- 0	NEUTRAL	0- 0	0- 0	0- 0				

RPI 1-25				RPI 26-50				Team's RPI: 39				RPI 51-100				RPI 101+			
RPI	S	Opponent	Score	RPI	S	Opponent	Score					RPI	S	Opponent	Score	RPI	S	Opponent	Score
25	A	Iowa	58 72									60	H	UT Martin	73 72	103	H	UNI	40 53
												84	N	VCU	63 61	120	A	Indiana St.	64 59
																135	A	Wisconsin	64 65
																231	A	Ole Miss	66 58
																282	A	UTSA	58 50
<hr/>																			
LAST 12 Division I GAMES:																			
120	A	Indiana St.	64 59	25	A	Iowa	58 72					231	A	Ole Miss	66 58				
103	H	UNI	40 53																
84	N	VCU	63 61																
282	A	UTSA	58 50																
135	A	Wisconsin	64 65																
60	H	UT Martin	73 72																

Non-Div I Games: Purdue Northwest 101 40

IUPUI

Average RPI Win:	195	WON-LOST	WINNING	LAST 10	STRENGTH OF	OPP. STRENGTH	TEAM	ADJ.	CONF.	ADJ CONF.
Average RPI Loss:	147	RECORD	PCT. RANK	GAMES	SCHEDULE	OF SCHEDULE	RPI	RPI	RPI	RPI
DIV. I ONLY	3- 5	217	0- 1	196	107	202	202	10	10	
DIV. I NON-CONF.	3- 5	217	0- 1	196	107	202	202	10	10	

TOTALS	RPI 1-25	RPI 26-50	W-L RECORDS	RPI 51-100	RPI 101-150	RPI 150+				
3- 5	0- 1	0- 1	OVERALL	0- 0	1- 1	2- 2				
2- 0	0- 0	0- 0	HOME	0- 0	1- 0	1- 0				
1- 4	0- 1	0- 1	AWAY	0- 0	0- 0	1- 2				
0- 1	0- 0	0- 0	NEUTRAL	0- 0	0- 1	0- 0				
3- 5	0- 1	0- 1	NON-CONFERENCE	0- 0	1- 1	2- 2				
2- 0	0- 0	0- 0	HOME	0- 0	1- 0	1- 0				
1- 4	0- 1	0- 1	AWAY	0- 0	0- 0	1- 2				
0- 1	0- 0	0- 0	NEUTRAL	0- 0	0- 1	0- 0				
0- 0	0- 0	0- 0	CONFERENCE	0- 0	0- 0	0- 0				
0- 0	0- 0	0- 0	HOME	0- 0	0- 0	0- 0				
0- 0	0- 0	0- 0	AWAY	0- 0	0- 0	0- 0				
0- 0	0- 0	0- 0	NEUTRAL	0- 0	0- 0	0- 0				

RPI 1-25				RPI 26-50				RPI 51-100				RPI 101+				Team's RPI: 202
RPI	S	Opponent	Score	RPI	S	Opponent	Score	RPI	S	Opponent	Score	RPI	S	Opponent	Score	
20	A	Stanford	71 115	44	A	Wyoming	61 64					121	N	Boise St.	85 91	
												140	H	CSUN	88 73	
												198	A	Texas Tech	88 77	
												246	H	San Francisco	70 63	
												269	A	Hawaii	61 69	
												281	A	Long Beach St.	63 70	

LAST 12 Division I GAMES:																
198	A	Texas Tech	88 77	44	A	Wyoming	61 64	269	A	Hawaii	61 69					
20	A	Stanford	71 115	246	H	San Francisco	70 63	281	A	Long Beach St.	63 70					
140	H	CSUN	88 73	121	N	Boise St.	85 91									

Non-Div I Games:

Idaho

Average RPI Win: 237

Average RPI Loss: 62

WON-LOST
RECORDWINNING
PCT. RANKLAST 10
GAMESSTRENGTH OF
SCHEDULEOPP. STRENGTH
OF SCHEDULETEAM
RPIADJ.
RPICONF.
RPIADJ CONF.
RPIDIV. I ONLY
DIV. I NON-CONF.4- 4
4- 4160
1601- 0
1- 034
34263
26373
7373
7310
1010
10

TOTALS

RPI 1-25

RPI 26-50

W-L RECORDS

RPI 51-100

RPI 101-150

RPI 150+

4- 4 0- 1
2- 0 0- 0
1- 3 0- 1
1- 1 0- 00- 0
0- 0
0- 0
0- 0OVERALL
HOME
AWAY
NEUTRAL0- 2
0- 0
0- 1
0- 11- 1
1- 0
0- 1
0- 03- 0
1- 0
1- 0
1- 04- 4 0- 1
2- 0 0- 0
1- 3 0- 1
1- 1 0- 00- 0
0- 0
0- 0
0- 0NON-CONFERENCE
HOME
AWAY
NEUTRAL0- 2
0- 0
0- 1
0- 11- 1
1- 0
0- 1
0- 03- 0
1- 0
1- 0
1- 00- 0 0- 0
0- 0 0- 0
0- 0 0- 0
0- 0 0- 00- 0
0- 0
0- 0
0- 0CONFERENCE
HOME
AWAY
NEUTRAL0- 0
0- 0
0- 0
0- 00- 0
0- 0
0- 0
0- 00- 0
0- 0
0- 0
0- 0

RPI 1-25

RPI 26-50

RPI 51-100

Team's RPI: 73

RPI 101+

RPI S Opponent Score
14 A Gonzaga 51 70

RPI S Opponent Score

RPI S Opponent Score
63 A Arizona 46 71
71 N Georgia Tech 51 74RPI S Opponent Score
101 A Utah 60 74
143 H Pepperdine 65 63
251 N Kennesaw St. 60 49
271 H Utah Valley 80 68
284 A California Baptist 72 57

LAST 12 Division I GAMES:

143 H Pepperdine	65	63	251 N Kennesaw St.	60	49
271 H Utah Valley	80	68	101 A Utah	60	74
71 N Georgia Tech	51	74	14 A Gonzaga	51	70
			63 A Arizona	46	71
			284 A California Baptist	72	57

I
d
a
h
o
s
t
.I
d
a
h
o
s
t
.

Non-Div I Games: Benedictine Mesa 88 51

Idaho St.

Average RPI Loss: 159

DIV. I ONLY	6- 2	63	1- 0	237	193	131	131	3	3
DIV. I NON-CONF.	6- 2	63	1- 0	237	193	131	131	3	3
TOTALS	RPI 1-25	RPI 26-50	W-L RECORDS	RPI 51-100	RPI 101-150	RPI 150+			
6- 2	0- 0	0- 1	OVERALL	0- 0	1- 0	5- 1			
5- 0	0- 0	0- 0	HOME	0- 0	1- 0	4- 0			
1- 1	0- 0	0- 1	AWAY	0- 0	0- 0	1- 0			
0- 1	0- 0	0- 0	NEUTRAL	0- 0	0- 0	0- 1			
6- 2	0- 0	0- 1	NON-CONFERENCE	0- 0	1- 0	5- 1			
5- 0	0- 0	0- 0	HOME	0- 0	1- 0	4- 0			
1- 1	0- 0	0- 1	AWAY	0- 0	0- 0	1- 0			
0- 1	0- 0	0- 0	NEUTRAL	0- 0	0- 0	0- 1			
0- 0	0- 0	0- 0	CONFERENCE	0- 0	0- 0	0- 0			
0- 0	0- 0	0- 0	HOME	0- 0	0- 0	0- 0			
0- 0	0- 0	0- 0	AWAY	0- 0	0- 0	0- 0			
0- 0	0- 0	0- 0	NEUTRAL	0- 0	0- 0	0- 0			

RPI 1-25				RPI 26-50				RPI 51-100				RPI 101+ Team's RPI: 131			
RPI	S	Opponent	Score	RPI	S	Opponent	Score	RPI	S	Opponent	Score	RPI	S	Opponent	Score
				48	A	Clemson	67 69					120	H	Indiana St.	75 57
												170	H	Eastern Mich.	72 66
												229	H	Alabama A&M	88 60
												259	H	Valparaiso	73 54
												270	N	Sacramento St.	107 109
												278	H	Columbia	76 69
												314	A	Cal Poly	74 51
LAST 12 Division I GAMES:															
				170	H	Eastern Mich.	72 66	120	H	Indiana St.	75 57				
				48	A	Clemson	67 69	229	H	Alabama A&M	88 60				
				270	N	Sacramento St.	107 109								
				314	A	Cal Poly	74 51								
				278	H	Columbia	76 69								
				259	H	Valparaiso	73 54								

Non-Div l Games:

Illinois

Average RPI Win:	276	WON-LOST	WINNING	LAST 10	STRENGTH OF	OPP. STRENGTH	TEAM	ADJ.	CONF.	ADJ CONF.
Average RPI Loss:	180	RECORD	PCT. RANK	GAMES	SCHEDULE	OF SCHEDULE	RPI	RPI	RPI	RPI
DIV. I ONLY	4- 4	160	1- 0	326	247	258	258	15	15	
DIV. I NON-CONF.	4- 4	160	1- 0	326	247	258	258	15	15	
TOTALS	RPI 1-25	RPI 26-50	W-L RECORDS	RPI 51-100	RPI 101-150	RPI 150+				
4- 4	0- 0	0- 0	OVERALL	0- 1	0- 0	4- 3				
3- 0	0- 0	0- 0	HOME	0- 0	0- 0	3- 0				
1- 4	0- 0	0- 0	AWAY	0- 1	0- 0	1- 3				
0- 0	0- 0	0- 0	NEUTRAL	0- 0	0- 0	0- 0				
4- 4	0- 0	0- 0	NON-CONFERENCE	0- 1	0- 0	4- 3				
3- 0	0- 0	0- 0	HOME	0- 0	0- 0	3- 0				
1- 4	0- 0	0- 0	AWAY	0- 1	0- 0	1- 3				
0- 0	0- 0	0- 0	NEUTRAL	0- 0	0- 0	0- 0				
0- 0	0- 0	0- 0	CONFERENCE	0- 0	0- 0	0- 0				
0- 0	0- 0	0- 0	HOME	0- 0	0- 0	0- 0				
0- 0	0- 0	0- 0	AWAY	0- 0	0- 0	0- 0				
0- 0	0- 0	0- 0	NEUTRAL	0- 0	0- 0	0- 0				

RPI 1-25	RPI 26-50	RPI 51-100	RPI 101+	Team's RPI: 258
RPI S Opponent Score	RPI S Opponent Score	RPI S Opponent Score	RPI S Opponent Score	
		67 A Butler 56 58	170 A Eastern Mi ch. 41 50	
			194 H North Dakota 67 55	
			206 A SIUE 61 68	
			224 H Oakl and 62 56	
			277 A Clevel and St. 63 67	
			341 A Northern Ky. 58 53	
			345 H Austin Peay 61 49	
LAST 12 Division I GAMES:				
170 A Eastern Mi ch. 41 50	341 A Northern Ky. 58 53			
194 H North Dakota 67 55	345 H Austin Peay 61 49			
206 A SIUE 61 68	224 H Oakl and 62 56			
	67 A Butler 56 58			
	277 A Clevel and St. 63 67			

Non-Div I Games:

Illinois St.

Average RPI	Win:	0	WON-LOST	WINNING	LAST 10	STRENGTH OF	OPP. STRENGTH	TEAM	ADJ.	CONF.	ADJ CONF.
Average RPI	Loss:	144	RECORD	PCT. RANK	GAMES	SCHEDULE	OF SCHEDULE	RPI	RPI	RPI	RPI
DIV. I ONLY		0- 10		326	0- 1	68	239	288	288	23	23
DIV. I NON-CONF.		0- 10		326	0- 1	68	239	288	288	23	23

TOTALS	RPI 1-25		RPI 26-50		W-L RECORDS	RPI 51-100		RPI 101-150		RPI 150+	
0- 10	0- 1		0- 2		OVERALL	0- 1		0- 2		0- 4	
0- 3	0- 0		0- 0		HOME	0- 0		0- 1		0- 2	
0- 7	0- 1		0- 2		AWAY	0- 1		0- 1		0- 2	
0- 0	0- 0		0- 0		NEUTRAL	0- 0		0- 0		0- 0	
0- 10	0- 1		0- 2		NON-CONFERENCE	0- 1		0- 2		0- 4	
0- 3	0- 0		0- 0		HOME	0- 0		0- 1		0- 2	
0- 7	0- 1		0- 2		AWAY	0- 1		0- 1		0- 2	
0- 0	0- 0		0- 0		NEUTRAL	0- 0		0- 0		0- 0	
0- 0	0- 0		0- 0		CONFERENCE	0- 0		0- 0		0- 0	
0- 0	0- 0		0- 0		HOME	0- 0		0- 0		0- 0	
0- 0	0- 0		0- 0		AWAY	0- 0		0- 0		0- 0	
0- 0	0- 0		0- 0		NEUTRAL	0- 0		0- 0		0- 0	

RPI 1-25				RPI 26-50				RPI 51-100				RPI 101+ Team's RPI: 288			
RPI	S	Opponent	Score	RPI	S	Opponent	Score	RPI	S	Opponent	Score	RPI	S	Opponent	Score
18	A	South Dakota	43 96	29	A	Minnesota	39 75	63	A	Arizona	42 84	128	A	San Diego St.	38 81
				42	A	Arizona St.	43 81					132	H	Houston	60 79
												190	H	UT Arlington	49 97
												205	A	Massachusetts	59 71
												290	H	Weber St.	64 72
												340	A	Grand Canyon	63 74

LAST 12 Division I GAMES:															
205	A	Massachusetts	59 71	63	A	Arizona	42 84	290	H	Weber St.	64 72				
29	A	Minnesota	39 75	128	A	San Diego St.	38 81	132	H	Houston	60 79				
190	H	UT Arlington	49 97	18	A	South Dakota	43 96	340	A	Grand Canyon	63 74				
42	A	Arizona St.	43 81												

Non-Div I Games:

Incarnate Word

Average RPI Win:	144	WON-LOST	WINNING	LAST 10	STRENGTH OF	OPP. STRENGTH	TEAM	ADJ.	CONF.	ADJ CONF.
Average RPI Loss:	0	RECORD	PCT. RANK	GAMES	SCHEDULE	OF SCHEDULE	RPI	RPI	RPI	RPI
DIV. I ONLY	8- 0	1	1- 0	121	18	11	11	3	3	
DIV. I NON-CONF.	8- 0	1	1- 0	121	18	11	11	3	3	

TOTALS	RPI 1-25	RPI 26-50	W-L RECORDS	RPI 51-100	RPI 101-150	RPI 150+				
8- 0	0- 0	1- 0	OVERALL	2- 0	1- 0	4- 0				
5- 0	0- 0	0- 0	HOME	1- 0	1- 0	3- 0				
3- 0	0- 0	1- 0	AWAY	1- 0	0- 0	1- 0				
0- 0	0- 0	0- 0	NEUTRAL	0- 0	0- 0	0- 0				
8- 0	0- 0	1- 0	NON-CONFERENCE	2- 0	1- 0	4- 0				
5- 0	0- 0	0- 0	HOME	1- 0	1- 0	3- 0				
3- 0	0- 0	1- 0	AWAY	1- 0	0- 0	1- 0				
0- 0	0- 0	0- 0	NEUTRAL	0- 0	0- 0	0- 0				
0- 0	0- 0	0- 0	CONFERENCE	0- 0	0- 0	0- 0				
0- 0	0- 0	0- 0	HOME	0- 0	0- 0	0- 0				
0- 0	0- 0	0- 0	AWAY	0- 0	0- 0	0- 0				
0- 0	0- 0	0- 0	NEUTRAL	0- 0	0- 0	0- 0				

RPI 1-25				Team's RPI: 11				RPI 26-50				RPI 51-100				RPI 101+			
RPI	S	Opponent	Score	RPI	S	Opponent	Score	RPI	S	Opponent	Score	RPI	S	Opponent	Score	RPI	S	Opponent	Score
				49	A	UCLA	67 65					67	H	Butler	66 46	125	H	Northern Ill.	91 73
												97	A	Wake Forest	87 73	158	H	Florida	83 64
																188	H	Milwaukee	68 66
																224	A	Oakland	59 32
																240	H	North Florida	75 52
LAST 12 Division I GAMES:																			
				67	H	Butler	66 46					240	H	North Florida	75 52				
				49	A	UCLA	67 65					224	A	Oakland	59 32				
				97	A	Wake Forest	87 73					188	H	Milwaukee	68 66				
				125	H	Northern Ill.	91 73												
				158	H	Florida	83 64												

Non-Div I Games:

Indiana

Average RPI Win:	248	WON-LOST	WINNING	LAST 10	STRENGTH OF	OPP. STRENGTH	TEAM	ADJ.	CONF.	ADJ CONF.
Average RPI Loss:	117	RECORD	PCT. RANK	GAMES	SCHEDULE	OF SCHEDULE	RPI	RPI	RPI	RPI
DIV. I ONLY	5- 3	115	1- 0	146	258	120	120	15	15	
DIV. I NON-CONF.	5- 3	115	1- 0	146	258	120	120	15	15	

TOTALS	RPI 1-25	RPI 26-50	W-L RECORDS	RPI 51-100	RPI 101-150	RPI 150+				
5- 3	0- 0	0- 1	OVERALL	0- 0	0- 1	5- 1				
1- 1	0- 0	0- 1	HOME	0- 0	0- 0	1- 0				
4- 1	0- 0	0- 0	AWAY	0- 0	0- 1	4- 0				
0- 1	0- 0	0- 0	NEUTRAL	0- 0	0- 0	0- 1				
5- 3	0- 0	0- 1	NON-CONFERENCE	0- 0	0- 1	5- 1				
1- 1	0- 0	0- 1	HOME	0- 0	0- 0	1- 0				
4- 1	0- 0	0- 0	AWAY	0- 0	0- 1	4- 0				
0- 1	0- 0	0- 0	NEUTRAL	0- 0	0- 0	0- 1				
0- 0	0- 0	0- 0	CONFERENCE	0- 0	0- 0	0- 0				
0- 0	0- 0	0- 0	HOME	0- 0	0- 0	0- 0				
0- 0	0- 0	0- 0	AWAY	0- 0	0- 0	0- 0				
0- 0	0- 0	0- 0	NEUTRAL	0- 0	0- 0	0- 0				

RPI	S	Opponent	Score	RPI	S	Opponent	Score	RPI	S	Opponent	Score	RPI	S	Opponent	Score
				39	H	IUPUI	59 64					131	A	Illinois	57 75
												180	N	UC Irvine	61 77
												182	A	Saint Louis	60 56
												203	A	Southeast Mo. St.	62 51
												209	H	UIC	60 53
												307	A	Marshall	62 53
												340	A	Grand Canyon	88 81

Team's RPI: 120															
LAST 12 Division I GAMES:															
203	A	Southeast Mo. St.	62 51	209	H	UIC	60 53	131	A	Illinois	57 75	39	H	IUPUI	59 64
180	N	UC Irvine	61 77												
340	A	Grand Canyon	88 81												
182	A	Saint Louis	60 56												
307	A	Marshall	62 53												

Non-Div I Games:

Indiana St.

Average RPI	Win: 225	WON-LOST	WINNING	LAST 10	STRENGTH OF	OPP. STRENGTH	TEAM	ADJ.	CONF.	ADJ CONF.
Average RPI	Loss: 120	RECORD	PCT. RANK	GAMES	SCHEDULE	OF SCHEDULE	RPI	RPI	RPI	RPI
DIV. I ONLY		1- 8	317	0- 1	67	244	266	266	27	27
DIV. I NON-CONF.		1- 8	317	0- 1	67	244	266	266	27	27

TOTALS	RPI 1-25		RPI 26-50		W-L RECORDS		RPI 51-100		RPI 101-150	RPI 150+
1- 8	0- 0		0- 0		OVERALL		0- 5		0- 1	1- 2
1- 3	0- 0		0- 0		HOME		0- 2		0- 1	1- 0
0- 5	0- 0		0- 0		AWAY		0- 3		0- 0	0- 2
0- 0	0- 0		0- 0		NEUTRAL		0- 0		0- 0	0- 0
1- 8	0- 0		0- 0		NON-CONFERENCE		0- 5		0- 1	1- 2
1- 3	0- 0		0- 0		HOME		0- 2		0- 1	1- 0
0- 5	0- 0		0- 0		AWAY		0- 3		0- 0	0- 2
0- 0	0- 0		0- 0		NEUTRAL		0- 0		0- 0	0- 0
0- 0	0- 0		0- 0		CONFERENCE		0- 0		0- 0	0- 0
0- 0	0- 0		0- 0		HOME		0- 0		0- 0	0- 0
0- 0	0- 0		0- 0		AWAY		0- 0		0- 0	0- 0
0- 0	0- 0		0- 0		NEUTRAL		0- 0		0- 0	0- 0

RPI 1-25				RPI 26-50				RPI 51-100				RPI 101+ Team's RPI: 266			
RPI	S	Opponent	Score	RPI	S	Opponent	Score	RPI	S	Opponent	Score	RPI	S	Opponent	Score
								52	H	Central Mich.	39 82	134	H	Penn	43 66
								56	A	Bucknell	43 81	225	H	George Washington	52 43
								65	H	St. John's (NY)	35 61	228	A	Temple	39 59
								77	A	Kansas	44 75	272	A	Hofstra	49 74
								79	A	Tol edo	38 84				
LAST 12 Division I GAMES:															
134	H	Penn	43 66	228	A	Temple	39 59								
65	H	St. John's (NY)	35 61	56	A	Bucknell	43 81								
272	A	Hofstra	49 74	52	H	Central Mich.	39 82								
				77	A	Kansas	44 75								
				225	H	George Washington	52 43								
				79	A	Tol edo	38 84								

Non-Div I Games:

Iona

I
o
w
a

I
o
w
a

Non-Divisible Games:

Average RPI Win: 118

Average RPI Loss: 22

WON-LOST
RECORDWINNING
PCT. RANKLAST 10
GAMESSTRENGTH OF
SCHEDULEOPP. STRENGTH
OF SCHEDULETEAM
RPIADJ.
RPICONF.
RPIADJ CONF.
RPIDIV. I ONLY
DIV. I NON-CONF.6- 2
6- 263
633- 0
3- 06
6135
1355
55
55
55
5

TOTALS

RPI 1-25

RPI 26-50

W-L RECORDS

RPI 51-100

RPI 101-150

RPI 150+

6- 2 1- 2

5- 0 1- 0

0- 2 0- 2

1- 0 0- 0

1- 0

1- 0

0- 0

0- 0

OVERALL

1- 0

1- 0

2- 0

HOME

1- 0

1- 0

1- 0

AWAY

0- 0

0- 0

0- 0

NEUTRAL

0- 0

0- 0

1- 0

NON-CONFERENCE

1- 0

1- 0

2- 0

HOME

1- 0

1- 0

1- 0

AWAY

0- 0

0- 0

0- 0

NEUTRAL

0- 0

0- 0

1- 0

CONFERENCE

0- 0

0- 0

0- 0

HOME

0- 0

0- 0

0- 0

AWAY

0- 0

0- 0

0- 0

NEUTRAL

0- 0

0- 0

0- 0

RPI 1-25 Team's RPI: 5

RPI 26-50

RPI 51-100

RPI 101+

RPI	S	Opponent	Score
13	H	Miami (FL)	75 52
18	A	South Dakota	59 64
25	A	Iowa	70 73

RPI	S	Opponent	Score
37	H	Auburn	67 64

RPI	S	Opponent	Score
59	H	Arkansas	91 82

RPI	S	Opponent	Score
125	H	Northern Ill.	70 60
170	N	Eastern Mich.	85 59
306	H	Niagara	95 35

LAST 12 Division I GAMES:

37	H	Auburn	67	64	125	H	Northern Ill.	70	60
13	H	Miami (FL)	75	52	306	H	Niagara	95	35
25	A	Iowa	70	73					
59	H	Arkansas	91	82					
18	A	South Dakota	59	64					
170	N	Eastern Mich.	85	59					

I
o
w
a
s
t
.I
o
w
a
s
t
.

Non-Div I Games:

Iowa St.

Average RPI	Win: 310	WON-LOST	WINNING	LAST 10	STRENGTH OF	OPP. STRENGTH	TEAM	ADJ.	CONF.	ADJ CONF.
Average RPI	Loss: 197	RECORD	PCT. RANK	GAMES	SCHEDULE	OF SCHEDULE	RPI	RPI	RPI	RPI
DIV. I ONLY	1- 5	294	0- 1	197	348	317	317	28	28	
DIV. I NON-CONF.	1- 5	294	0- 1	197	348	317	317	28	28	

TOTALS	RPI 1-25	RPI 26-50	W-L RECORDS	RPI 51-100	RPI 101-150	RPI 150+				
1- 5	0- 1	0- 0	OVERALL	0- 0	0- 0	1- 4				
1- 1	0- 0	0- 0	HOME	0- 0	0- 0	1- 1				
0- 4	0- 1	0- 0	AWAY	0- 0	0- 0	0- 3				
0- 0	0- 0	0- 0	NEUTRAL	0- 0	0- 0	0- 0				
1- 5	0- 1	0- 0	NON-CONFERENCE	0- 0	0- 0	1- 4				
1- 1	0- 0	0- 0	HOME	0- 0	0- 0	1- 1				
0- 4	0- 1	0- 0	AWAY	0- 0	0- 0	0- 3				
0- 0	0- 0	0- 0	NEUTRAL	0- 0	0- 0	0- 0				
0- 0	0- 0	0- 0	CONFERENCE	0- 0	0- 0	0- 0				
0- 0	0- 0	0- 0	HOME	0- 0	0- 0	0- 0				
0- 0	0- 0	0- 0	AWAY	0- 0	0- 0	0- 0				
0- 0	0- 0	0- 0	NEUTRAL	0- 0	0- 0	0- 0				

RPI 1-25				RPI 26-50				RPI 51-100				RPI 101+				Team's RPI: 317
RPI	S	Opponent	Score	RPI	S	Opponent	Score	RPI	S	Opponent	Score	RPI	S	Opponent	Score	
19	A	Mississippi St.	38 105									152	H	Southeastern La.	45 50	
												190	A	UT Arlington	63 99	
												292	A	Memphis	67 68	
												310	H	Central Ark.	65 56	
												333	A	Louisiana	61 68	
LAST 12 Division I GAMES:																
292	A	Memphis	67 68	152	H	Southeastern La.	45 50	19	A	Mississippi St.	38 105	333	A	Louisiana	61 68	
				310	H	Central Ark.	65 56	190	A	UT Arlington	63 99					

Non-Div I Games:

Jackson St.

Average RPI Win: 348

Average RPI Loss: 111

WON-LOST
RECORDWINNING
PCT. RANKLAST 10
GAMESSTRENGTH OF
SCHEDULEOPP. STRENGTH
OF SCHEDULETEAM
RPIADJ.
RPICONF.
RPIADJ CONF.
RPIDIV. I ONLY
DIV. I NON-CONF.2- 5
2- 5255
2550- 1
0- 1228
228278
278252
252252
25226
2626
26

TOTALS

RPI 1-25

RPI 26-50

W-L RECORDS

RPI 51-100

RPI 101-150

RPI 150+

2- 5 0- 1
0- 1 0- 0
2- 3 0- 0
0- 1 0- 10- 1
0- 0
0- 1
0- 0OVERALL
HOME
AWAY
NEUTRAL0- 0
0- 0
0- 0
0- 00- 2
0- 0
0- 2
0- 02- 1
0- 1
2- 0
0- 02- 5 0- 1
0- 1 0- 0
2- 3 0- 0
0- 1 0- 10- 1
0- 0
0- 1
0- 0NON-CONFERENCE
HOME
AWAY
NEUTRAL0- 0
0- 0
0- 0
0- 00- 2
0- 0
0- 2
0- 02- 1
0- 1
2- 0
0- 00- 0 0- 0
0- 0 0- 0
0- 0 0- 0
0- 0 0- 00- 0
0- 0
0- 0
0- 0CONFERENCE
HOME
AWAY
NEUTRAL0- 0
0- 0
0- 0
0- 00- 0
0- 0
0- 0
0- 00- 0
0- 0
0- 0
0- 0

RPI 1-25

RPI 26-50

RPI 51-100

RPI 101+

Team's RPI: 252

RPI S Opponent Score
23 N Old Dominion 76 78RPI S Opponent Score
46 A Florida St. 46 79

RPI S Opponent Score

RPI S Opponent Score
115 A Penn St. 61 80
116 A Texas A&M 53 73
256 H Bethune-Cookman 56 58
346 A Charleston So. 68 58
349 A Savannah St. 68 58

LAST 12 Division I GAMES:

115 A Penn St. 61 80
256 H Bethune-Cookman 56 58
346 A Charleston So. 68 58
23 N Old Dominion 76 78
349 A Savannah St. 68 5846 A Florida St. 46 79
116 A Texas A&M 53 73

Non-Div I Games:

Webber Int'l

73 39

Jacksonville

Average RPI Win:	295	WON-LOST	WINNING	LAST 10	STRENGTH OF	OPP. STRENGTH	TEAM	ADJ.	CONF.	ADJ CONF.
Average RPI Loss:	198	RECORD	PCT. RANK	GAMES	SCHEDULE	OF SCHEDULE	RPI	RPI	RPI	RPI
DIV. I ONLY	3- 3	160	0- 1	315	270	244	244	22	22	
DIV. I NON-CONF.	3- 3	160	0- 1	315	270	244	244	22	22	

TOTALS	RPI 1-25	RPI 26-50	W-L RECORDS	RPI 51-100	RPI 101-150	RPI 150+				
3- 3	0- 0	0- 0	OVERALL	0- 0	0- 0	3- 3				
0- 0	0- 0	0- 0	HOME	0- 0	0- 0	0- 0				
3- 1	0- 0	0- 0	AWAY	0- 0	0- 0	3- 1				
0- 2	0- 0	0- 0	NEUTRAL	0- 0	0- 0	0- 2				
3- 3	0- 0	0- 0	NON-CONFERENCE	0- 0	0- 0	3- 3				
0- 0	0- 0	0- 0	HOME	0- 0	0- 0	0- 0				
3- 1	0- 0	0- 0	AWAY	0- 0	0- 0	3- 1				
0- 2	0- 0	0- 0	NEUTRAL	0- 0	0- 0	0- 2				
0- 0	0- 0	0- 0	CONFERENCE	0- 0	0- 0	0- 0				
0- 0	0- 0	0- 0	HOME	0- 0	0- 0	0- 0				
0- 0	0- 0	0- 0	AWAY	0- 0	0- 0	0- 0				
0- 0	0- 0	0- 0	NEUTRAL	0- 0	0- 0	0- 0				

RPI 1-25				RPI 26-50				RPI 51-100				RPI 101+ Team's RPI: 244			
RPI	S	Opponent	Score	RPI	S	Opponent	Score	RPI	S	Opponent	Score	RPI	S	Opponent	Score
												183	N	Harvard	62 69
												198	A	Texas Tech	58 71
												213	N	Washington St.	51 64
												231	A	Ole Miss	60 49
												313	A	Lipscomb	58 46
												342	A	Florida A&M	62 31
LAST 12 Division I GAMES:															
				198	A	Texas Tech	58 71	213	N	Washington St.	51 64				
				342	A	Florida A&M	62 31	231	A	Ole Miss	60 49				
								183	N	Harvard	62 69				
								313	A	Lipscomb	58 46				

Non-Div I Games: Montevallo 84 52

Jacksonville St.

Average RPI		Win: 217	WON-LOST	WINNING	LAST 10	STRENGTH OF		OPP. STRENGTH	TEAM	ADJ.	CONF.	ADJ CONF.
Loss: 95			RECORD	PCT. RANK	GAMES	SCHEDULE		OF SCHEDULE	RPI	RPI	RPI	RPI
DIV. I ONLY		6- 2		63	0- 1	268		93	107	107	14	14
DIV. I NON-CONF.		6- 2		63	0- 1	268		93	107	107	14	14

TOTALS		RPI 1-25		RPI 26-50		W-L RECORDS		RPI 51-100	RPI 101-150		RPI 150+	
6- 2		0- 0		0- 1		OVERALL		1- 0	0- 0		5- 1	
4- 0		0- 0		0- 0		HOME		1- 0	0- 0		3- 0	
2- 2		0- 0		0- 1		AWAY		0- 0	0- 0		2- 1	
0- 0		0- 0		0- 0		NEUTRAL		0- 0	0- 0		0- 0	
6- 2		0- 0		0- 1		NON-CONFERENCE		1- 0	0- 0		5- 1	
4- 0		0- 0		0- 0		HOME		1- 0	0- 0		3- 0	
2- 2		0- 0		0- 1		AWAY		0- 0	0- 0		2- 1	
0- 0		0- 0		0- 0		NEUTRAL		0- 0	0- 0		0- 0	
0- 0		0- 0		0- 0		CONFERENCE		0- 0	0- 0		0- 0	
0- 0		0- 0		0- 0		HOME		0- 0	0- 0		0- 0	
0- 0		0- 0		0- 0		AWAY		0- 0	0- 0		0- 0	
0- 0		0- 0		0- 0		NEUTRAL		0- 0	0- 0		0- 0	

RPI 1-25				RPI 26-50				RPI 51-100				RPI 101+ Team's RPI: 107			
RPI	S	Opponent	Score	RPI	S	Opponent	Score	RPI	S	Opponent	Score	RPI	S	Opponent	Score
				27	A	Maryl and	63 87	85	H	Dayton	68 55	162	A	Hampton	65 72
												172	H	Georgetown	69 57
												201	H	Winthrop	56 39
												225	H	George Washi ngton	50 37
												295	A	Li berty	74 53
												321	A	Del aware St.	103 57
LAST 12 Di vi si on I GAMES:															
				27	A	Maryl and	63 87	162	A	Hampton	65 72				
				85	H	Dayton	68 55	172	H	Georgetown	69 57				
				295	A	Li berty	74 53	321	A	Del aware St.	103 57				
				201	H	Winthrop	56 39	225	H	George Washi ngton	50 37				

Non-Div I Games:

James Madison

Average RPI Win: 182
Average RPI Loss: 123

WON-LOST
RECORD

WINNING
PCT. RANK

LAST 10
GAMES

STRENGTH OF
SCHEDULE

OPP. STRENGTH
OF SCHEDULE

TEAM
RPI

ADJ.
RPI

CONF.
RPI

ADJ CONF.
RPI

DIV. I ONLY	6- 1	38	0- 1	279	38	77	77	5	5
DIV. I NON-CONF.	6- 1	38	0- 1	279	38	77	77	5	5

TOTALS	RPI 1-25	RPI 26-50	W-L RECORDS	RPI 51-100	RPI 101-150	RPI 150+			
6- 1	0- 0	1- 0	OVERALL	0- 0	0- 1	5- 0			
5- 0	0- 0	0- 0	HOME	0- 0	0- 0	5- 0			
1- 1	0- 0	1- 0	AWAY	0- 0	0- 1	0- 0			
0- 0	0- 0	0- 0	NEUTRAL	0- 0	0- 0	0- 0			
6- 1	0- 0	1- 0	NON-CONFERENCE	0- 0	0- 1	5- 0			
5- 0	0- 0	0- 0	HOME	0- 0	0- 0	5- 0			
1- 1	0- 0	1- 0	AWAY	0- 0	0- 1	0- 0			
0- 0	0- 0	0- 0	NEUTRAL	0- 0	0- 0	0- 0			
0- 0	0- 0	0- 0	CONFERENCE	0- 0	0- 0	0- 0			
0- 0	0- 0	0- 0	HOME	0- 0	0- 0	0- 0			
0- 0	0- 0	0- 0	AWAY	0- 0	0- 0	0- 0			
0- 0	0- 0	0- 0	NEUTRAL	0- 0	0- 0	0- 0			

RPI	S	Opponent	Score	RPI	S	Opponent	Score	RPI	S	Opponent	Score	RPI	S	Opponent	Score
				36	A	LSU	68 61					123	A	Nebraska	52 58
												161	H	George Mason	77 56
												179	H	Oral Roberts	70 58
												223	H	UMKC	67 55
												229	H	Alabama A&M	65 54
												266	H	Iona	75 44

LAST 12 Division I GAMES:															
				266	H	Iona	75 44					123	A	Nebraska	52 58
				161	H	George Mason	77 56					36	A	LSU	68 61
				229	H	Alabama A&M	65 54								
				179	H	Oral Roberts	70 58								
				223	H	UMKC	67 55								

Non-Div I Games:

Kansas

Average RPI Win: 189		WON-LOST	WINNING	LAST 10	STRENGTH OF		OPP. STRENGTH	TEAM	ADJ.	CONF.	ADJ CONF.
Average RPI Loss: 24		RECORD	PCT. RANK	GAMES	SCHEDULE		OF SCHEDULE	RPI	RPI	RPI	RPI
DIV. I ONLY		7- 2	50	1- 0	244		22	106	106	5	5
DIV. I NON-CONF.		7- 2	50	1- 0	244		22	106	106	5	5

TOTALS		RPI 1-25		RPI 26-50	W-L RECORDS		RPI 51-100	RPI 101-150		RPI 150+	
7- 2		0- 1		1- 1	OVERALL		0- 0	0- 0		6- 0	
5- 0		0- 0		1- 0	HOME		0- 0	0- 0		4- 0	
1- 0		0- 0		0- 0	AWAY		0- 0	0- 0		1- 0	
1- 2		0- 1		0- 1	NEUTRAL		0- 0	0- 0		1- 0	
7- 2		0- 1		1- 1	NON-CONFERENCE		0- 0	0- 0		6- 0	
5- 0		0- 0		1- 0	HOME		0- 0	0- 0		4- 0	
1- 0		0- 0		0- 0	AWAY		0- 0	0- 0		1- 0	
1- 2		0- 1		0- 1	NEUTRAL		0- 0	0- 0		1- 0	
0- 0		0- 0		0- 0	CONFERENCE		0- 0	0- 0		0- 0	
0- 0		0- 0		0- 0	HOME		0- 0	0- 0		0- 0	
0- 0		0- 0		0- 0	AWAY		0- 0	0- 0		0- 0	
0- 0		0- 0		0- 0	NEUTRAL		0- 0	0- 0		0- 0	

RPI 1-25				RPI 26-50				RPI 51-100				RPI 101+				Team's RPI: 106
RPI	S	Opponent	Score	RPI	S	Opponent	Score	RPI	S	Opponent	Score	RPI	S	Opponent	Score	
12	N	Syracuse	61 70	28	H	Lamar University	73 55					157	H	Vanderbilt	72 61	
				35	N	DePaul	59 79					176	A	Little Rock	53 47	
												189	N	Princeton	80 61	
												223	H	UMKC	61 50	
												273	H	Omaha	61 46	
												276	H	North Texas	60 42	

LAST 12 Division I GAMES:																
176	A	Little Rock	53 47	28	H	Lamar University	73 55	157	H	Vanderbilt	72 61	189	N	Princeton	80 61	
276	H	North Texas	60 42	35	N	DePaul	59 79	223	H	UMKC	61 50	273	H	Omaha	61 46	
273	H	Omaha	61 46	12	N	Syracuse	61 70									

Non-Div I Games:

Kansas St.

Average RPI Win: 227		WON-LOST RECORD	WINNING PCT. RANK	LAST 10 GAMES	STRENGTH OF SCHEDULE	OPP. STRENGTH OF SCHEDULE	TEAM RPI	ADJ. RPI	CONF. RPI	ADJ. CONF. RPI
Average RPI Loss: 137										
DIV. I ONLY		2- 6	264	0- 1	105	209	251	251	26	26
DIV. I NON-CONF.		2- 6	264	0- 1	105	209	251	251	26	26
TOTALS		RPI 1-25	RPI 26-50	W-L RECORDS		RPI 51-100	RPI 101-150	RPI 150+		
2- 6	0- 0		0- 0	OVERALL		0- 2	0- 1	2- 3		
2- 0	0- 0		0- 0	HOME		0- 0	0- 0	2- 0		
0- 3	0- 0		0- 0	AWAY		0- 0	0- 1	0- 2		
0- 3	0- 0		0- 0	NEUTRAL		0- 2	0- 0	0- 1		
2- 6	0- 0		0- 0	NON-CONFERENCE		0- 2	0- 1	2- 3		
2- 0	0- 0		0- 0	HOME		0- 0	0- 0	2- 0		
0- 3	0- 0		0- 0	AWAY		0- 0	0- 1	0- 2		
0- 3	0- 0		0- 0	NEUTRAL		0- 2	0- 0	0- 1		
0- 0	0- 0		0- 0	CONFERENCE		0- 0	0- 0	0- 0		
0- 0	0- 0		0- 0	HOME		0- 0	0- 0	0- 0		
0- 0	0- 0		0- 0	AWAY		0- 0	0- 0	0- 0		
0- 0	0- 0		0- 0	NEUTRAL		0- 0	0- 0	0- 0		

RPI 1-25				RPI 26-50				RPI 51-100				RPI 101+				Team's RPI: 251	
RPI	S	Opponent	Score	RPI	S	Opponent	Score	RPI	S	Opponent	Score	RPI	S	Opponent	Score		
								64	N	Michigan St.	51	75	117	A	Seton Hall	80	102
								73	N	Idaho St.	49	60	156	A	Mercer	48	64
													174	A	East Carolina	56	68
													193	H	Furman	74	63
													236	N	UMBC	53	57
													260	H	Ga. Southern	78	59
LAST 12 Division I GAMES:																	
								156	A	Mercer	48	64	174	A	East Carolina	56	68
								260	H	Ga. Southern	78	59	193	H	Furman	74	63
								64	N	Michigan St.	51	75	236	N	UMBC	53	57
								73	N	Idaho St.	49	60	117	A	Seton Hall	80	102

Non-Div I Games:	Middle Ga. St.	80	70
------------------	----------------	----	----

Kennesaw St.

■ Loss, ■ Non-Conf, S Site, H Home A Away N Neutral

Average RPI	Win: 250	WON-LOST	WINNING	LAST 10	STRENGTH OF	OPP. STRENGTH	TEAM	ADJ.	CONF.	ADJ CONF.
Average RPI	Loss: 42	RECORD	PCT. RANK	GAMES	SCHEDULE	OF SCHEDULE	RPI	RPI	RPI	RPI
DIV. I ONLY	4- 4	160	1- 0	203	36	165	165	11	11	
DIV. I NON-CONF.	4- 4	160	1- 0	203	36	165	165	11	11	

TOTALS	RPI 1-25	RPI 26-50	W-L RECORDS	RPI 51-100	RPI 101-150	RPI 150+				
4- 4	0- 2	0- 1	OVERALL	0- 0	1- 1	3- 0				
3- 1	0- 0	0- 1	HOME	0- 0	1- 0	2- 0				
1- 3	0- 2	0- 0	AWAY	0- 0	0- 1	1- 0				
0- 0	0- 0	0- 0	NEUTRAL	0- 0	0- 0	0- 0				
4- 4	0- 2	0- 1	NON-CONFERENCE	0- 0	1- 1	3- 0				
3- 1	0- 0	0- 1	HOME	0- 0	1- 0	2- 0				
1- 3	0- 2	0- 0	AWAY	0- 0	0- 1	1- 0				
0- 0	0- 0	0- 0	NEUTRAL	0- 0	0- 0	0- 0				
0- 0	0- 0	0- 0	CONFERENCE	0- 0	0- 0	0- 0				
0- 0	0- 0	0- 0	HOME	0- 0	0- 0	0- 0				
0- 0	0- 0	0- 0	AWAY	0- 0	0- 0	0- 0				
0- 0	0- 0	0- 0	NEUTRAL	0- 0	0- 0	0- 0				

RPI 1-25				RPI 26-50				RPI 51-100				RPI 101+ Team's RPI: 165			
RPI	S	Opponent	Score	RPI	S	Opponent	Score	RPI	S	Opponent	Score	RPI	S	Opponent	Score
4	A	NC State	61 78	26	H	Duquesne	72 77					112	A	Wright St.	55 61
24	A	North Carolina	60 73									142	H	Youngstown St.	62 34
												224	H	Oakland	75 65
												294	A	Robert Morris	54 46
												341	H	Northern Ky.	62 61
LAST 12 Division I GAMES:															
				26	H	Duquesne	72 77	294	A	Robert Morris	54 46				
				142	H	Youngstown St.	62 34	112	A	Wright St.	55 61				
				224	H	Oakland	75 65								
				341	H	Northern Ky.	62 61								
				4	A	NC State	61 78								
				24	A	North Carolina	60 73								

Non-Div I Games:

Kent St.

Average RPI Win: 133

Average RPI Loss: 0

WON-LOST
RECORDWINNING
PCT. RANKLAST 10
GAMESSTRENGTH OF
SCHEDULEOPP. STRENGTH
OF SCHEDULETEAM
RPIADJ.
RPICONF.
RPIADJ CONF.
RPIDIV. I ONLY
DIV. I NON-CONF.9- 0
9- 01
11- 0
1- 0200
2006
616
1616
166
66
6

TOTALS

RPI 1-25

RPI 26-50

W-L RECORDS

RPI 51-100

RPI 101-150

RPI 150+

9- 0 1- 0

6- 0 0- 0

0- 0 0- 0

3- 0 1- 0

1- 0

0- 0

0- 0

1- 0

OVERALL

HOME

AWAY

NEUTRAL

3- 0

2- 0

0- 0

1- 0

1- 0

1- 0

0- 0

0- 0

3- 0

3- 0

0- 0

0- 0

9- 0 1- 0

6- 0 0- 0

0- 0 0- 0

3- 0 1- 0

1- 0

0- 0

0- 0

1- 0

NON-CONFERENCE

HOME

AWAY

NEUTRAL

3- 0

2- 0

0- 0

1- 0

1- 0

1- 0

0- 0

0- 0

3- 0

3- 0

0- 0

0- 0

0- 0 0- 0

0- 0 0- 0

0- 0 0- 0

0- 0 0- 0

0- 0

0- 0

0- 0

0- 0

CONFERENCE

HOME

AWAY

NEUTRAL

0- 0

0- 0

0- 0

0- 0

0- 0

0- 0

0- 0

0- 0

0- 0

0- 0

0- 0

0- 0

RPI 1-25 Team's RPI: 16

RPI	S	Opponent	Score
24	N	North Carolina	85 75

RPI 26-50

RPI	S	Opponent	Score
49	N	UCLA	75 74

RPI 51-100

RPI	S	Opponent	Score
68	H	Southern U.	91 41
81	H	Rhode Island	75 52
90	N	South Fla.	85 63

RPI 101+

RPI	S	Opponent	Score
146	H	Virginia	63 51
216	H	Morehead St.	87 57
257	H	Alabama St.	87 35
267	H	High Point	71 49

LAST 12 Division I GAMES:

146	H	Virginia	63	51	81	H	Rhode Island	75	52
68	H	Southern U.	91	41	216	H	Morehead St.	87	57
257	H	Alabama St.	87	35	24	N	North Carolina	85	75
					49	N	UCLA	75	74
					90	N	South Fla.	85	63
					267	H	High Point	71	49

Non-Div I Games:

Kentucky

■ Loss,
 ■ Non-Conf,
 S Site,
 ■ Home
 ■ Away
 N Neutral

Average RPI	Win:	0	WON-LOST	WINNING	LAST 10	STRENGTH OF	OPP. STRENGTH	TEAM	ADJ.	CONF.	ADJ CONF.
Average RPI	Loss:	251	RECORD	PCT. RANK	GAMES	SCHEDULE	OF SCHEDULE	RPI	RPI	RPI	RPI
DIV. I ONLY		0- 8		326	0- 1	325	323	348	348	31	31
DIV. I NON-CONF.		0- 8		326	0- 1	325	323	348	348	31	31

TOTALS	RPI 1-25		RPI 26-50		W-L RECORDS	RPI 51-100		RPI 101-150		RPI 150+	
0- 8	0- 0		0- 1		OVERALL	0- 0		0- 0		0- 7	
0- 2	0- 0		0- 0		HOME	0- 0		0- 0		0- 2	
0- 5	0- 0		0- 1		AWAY	0- 0		0- 0		0- 4	
0- 1	0- 0		0- 0		NEUTRAL	0- 0		0- 0		0- 1	
0- 8	0- 0		0- 1		NON-CONFERENCE	0- 0		0- 0		0- 7	
0- 2	0- 0		0- 0		HOME	0- 0		0- 0		0- 2	
0- 5	0- 0		0- 1		AWAY	0- 0		0- 0		0- 4	
0- 1	0- 0		0- 0		NEUTRAL	0- 0		0- 0		0- 1	
0- 0	0- 0		0- 0		CONFERENCE	0- 0		0- 0		0- 0	
0- 0	0- 0		0- 0		HOME	0- 0		0- 0		0- 0	
0- 0	0- 0		0- 0		AWAY	0- 0		0- 0		0- 0	
0- 0	0- 0		0- 0		NEUTRAL	0- 0		0- 0		0- 0	

RPI 1-25				RPI 26-50				RPI 51-100				RPI 101+ Team's RPI: 348			
RPI	S	Opponent	Score	RPI	S	Opponent	Score	RPI	S	Opponent	Score	RPI	S	Opponent	Score
				41	A	Michigan	38 83					180	N	UC Irvine	71 84
												247	A	Fairfield	43 71
												275	A	Saint Peter's	59 86
												289	H	Army West Point	42 57
												304	H	UMass Lowell	64 69
												335	A	Manhattan	46 61
												340	A	Grand Canyon	62 65
LAST 12 Division I GAMES:															
				41	A	Michigan	38 83	180	N	UC Irvine	71 84				
				304	H	UMass Lowell	64 69	275	A	Saint Peter's	59 86				
				340	A	Grand Canyon	62 65	247	A	Fairfield	43 71				
								289	H	Army West Point	42 57				
								335	A	Manhattan	46 61				

Non-Div I Games:

LIU Brooklyn

Average RPI Win:	98	WON-LOST	WINNING	LAST 10	STRENGTH OF	OPP. STRENGTH	TEAM	ADJ.	CONF.	ADJ CONF.
Average RPI Loss:	54	RECORD	PCT. RANK	GAMES	SCHEDULE	OF SCHEDULE	RPI	RPI	RPI	RPI
DIV. I ONLY	4- 2	98	0- 1	19	56	36	36	6	6	
DIV. I NON-CONF.	4- 2	98	0- 1	19	56	36	36	6	6	

TOTALS	RPI 1-25	RPI 26-50	W-L RECORDS	RPI 51-100	RPI 101-150	RPI 150+				
4- 2	0- 0	2- 1	OVERALL	0- 1	1- 0	1- 0				
3- 2	0- 0	1- 1	HOME	0- 1	1- 0	1- 0				
1- 0	0- 0	1- 0	AWAY	0- 0	0- 0	0- 0				
0- 0	0- 0	0- 0	NEUTRAL	0- 0	0- 0	0- 0				
4- 2	0- 0	2- 1	NON-CONFERENCE	0- 1	1- 0	1- 0				
3- 2	0- 0	1- 1	HOME	0- 1	1- 0	1- 0				
1- 0	0- 0	1- 0	AWAY	0- 0	0- 0	0- 0				
0- 0	0- 0	0- 0	NEUTRAL	0- 0	0- 0	0- 0				
0- 0	0- 0	0- 0	CONFERENCE	0- 0	0- 0	0- 0				
0- 0	0- 0	0- 0	HOME	0- 0	0- 0	0- 0				
0- 0	0- 0	0- 0	AWAY	0- 0	0- 0	0- 0				
0- 0	0- 0	0- 0	NEUTRAL	0- 0	0- 0	0- 0				

RPI 1-25	RPI 26-50	Team's RPI: 36	RPI 51-100	RPI 101+
RPI S Opponent Score	RPI S Opponent Score		RPI S Opponent Score	RPI S Opponent Score
30 H Tulane 54 56	33 H Northern Colo. 62 57		77 H Kansas 61 68	137 H Sam Houston St. 66 52
46 A Florida St. 58 45				176 H Little Rock 60 45
LAST 12 Division I GAMES:				
176 H Little Rock 60 45	46 A Florida St. 58 45		77 H Kansas 61 68	
30 H Tulane 54 56	33 H Northern Colo. 62 57			
137 H Sam Houston St. 66 52				

Non-Div I Games:

LSU

Average RPI Win:	0	WON-LOST	WINNING	LAST 10	STRENGTH OF	OPP. STRENGTH	TEAM	ADJ.	CONF.	ADJ CONF.
Average RPI Loss:	178	RECORD	PCT. RANK	GAMES	SCHEDULE	OF SCHEDULE	RPI	RPI	RPI	RPI
DIV. I ONLY	0- 8	326	0- 1	114	327	315	315	16	16	
DIV. I NON-CONF.	0- 8	326	0- 1	114	327	315	315	16	16	

TOTALS	RPI 1-25	RPI 26-50	W-L RECORDS	RPI 51-100	RPI 101-150	RPI 150+				
0- 8	0- 0	0- 0	OVERALL	0- 2	0- 1	0- 5				
0- 2	0- 0	0- 0	HOME	0- 0	0- 0	0- 2				
0- 6	0- 0	0- 0	AWAY	0- 2	0- 1	0- 3				
0- 0	0- 0	0- 0	NEUTRAL	0- 0	0- 0	0- 0				
0- 8	0- 0	0- 0	NON-CONFERENCE	0- 2	0- 1	0- 5				
0- 2	0- 0	0- 0	HOME	0- 0	0- 0	0- 2				
0- 6	0- 0	0- 0	AWAY	0- 2	0- 1	0- 3				
0- 0	0- 0	0- 0	NEUTRAL	0- 0	0- 0	0- 0				
0- 0	0- 0	0- 0	CONFERENCE	0- 0	0- 0	0- 0				
0- 0	0- 0	0- 0	HOME	0- 0	0- 0	0- 0				
0- 0	0- 0	0- 0	AWAY	0- 0	0- 0	0- 0				
0- 0	0- 0	0- 0	NEUTRAL	0- 0	0- 0	0- 0				

RPI 1-25				RPI 26-50				RPI 51-100				RPI 101+ Team's RPI: 315					
RPI	S	Opponent	Score	RPI	S	Opponent	Score	RPI	S	Opponent	Score	RPI	S	Opponent	Score		
								62	A	Villanova	68	81	134	A	Penn	34	65
								87	A	Oregon St.	46	100	155	H	Drexel	43	58
													183	A	Harvard	43	88
													218	A	Towson	68	92
													287	H	Howard	54	57
													294	A	Robert Morris	39	67
LAST 12 Division I GAMES:																	
134	A	Penn	34	65	87	A	Oregon St.	46	100	155	H	Drexel	43	58			
287	H	Howard	54	57	62	A	Villanova	68	81	218	A	Towson	68	92			
					183	A	Harvard	43	88	294	A	Robert Morris	39	67			

Non-Div I Games:

La Salle

Average RPI Win: 299		WON-LOST		WINNING		LAST 10		STRENGTH OF		OPP. STRENGTH		TEAM		ADJ.		CONF.		ADJ CONF.	
Average RPI Loss: 183		RECORD		PCT. RANK		GAMES		SCHEDULE		OF SCHEDULE		RPI		RPI		RPI		RPI	
DIV. I ONLY		3- 2		124		1- 0		324		230		207		207		19		19	
DIV. I NON-CONF.		3- 2		124		1- 0		324		230		207		207		19		19	
TOTALS		RPI 1-25		RPI 26-50		W-L RECORDS		RPI 51-100		RPI 101-150		RPI 150+							
3- 2		0- 0		0- 0		OVERALL		0- 0		0- 0		3- 2							
1- 0		0- 0		0- 0		HOME		0- 0		0- 0		1- 0							
2- 2		0- 0		0- 0		AWAY		0- 0		0- 0		2- 2							
0- 0		0- 0		0- 0		NEUTRAL		0- 0		0- 0		0- 0							
3- 2		0- 0		0- 0		NON-CONFERENCE		0- 0		0- 0		3- 2							
1- 0		0- 0		0- 0		HOME		0- 0		0- 0		1- 0							
2- 2		0- 0		0- 0		AWAY		0- 0		0- 0		2- 2							
0- 0		0- 0		0- 0		NEUTRAL		0- 0		0- 0		0- 0							
0- 0		0- 0		0- 0		CONFERENCE		0- 0		0- 0		0- 0							
0- 0		0- 0		0- 0		HOME		0- 0		0- 0		0- 0							
0- 0		0- 0		0- 0		AWAY		0- 0		0- 0		0- 0							
0- 0		0- 0		0- 0		NEUTRAL		0- 0		0- 0		0- 0							

RPI 1-25				RPI 26-50				RPI 51-100				RPI 101+ Team's RPI: 207			
RPI	S	Opponent	Score	RPI	S	Opponent	Score	RPI	S	Opponent	Score	RPI	S	Opponent	Score
												168	A	SMU	38 49
												198	A	Texas Tech	42 86
												241	A	New Orleans	57 44
												325	H	McNeese	69 60
												331	A	Northwestern St.	63 55

LAST 12 Division I GAMES:															
				331	A	Northwestern St.	63 55								
				241	A	New Orleans	57 44								
				325	H	McNeese	69 60								
				198	A	Texas Tech	42 86								
				168	A	SMU	38 49								

Non-Div I Games: LSU-Alexandria 93 62

La. -Monroe

Average RPI	Win:	294	WON-LOST	WINNING	LAST 10	STRENGTH OF	OPP. STRENGTH	TEAM	ADJ.	CONF.	ADJ CONF.
Average RPI	Loss:	267	RECORD	PCT. RANK	GAMES	SCHEDULE	OF SCHEDULE	RPI	RPI	RPI	RPI
DIV. I ONLY		5- 4		143	0- 1	348	281	311	311	20	20
DIV. I NON-CONF.		5- 4		143	0- 1	348	281	311	311	20	20
<hr/>											
TOTALS	RPI 1-25		RPI 26-50		W-L RECORDS	RPI 51-100		RPI 101-150		RPI 150+	
5- 4	0- 0		0- 0		OVERALL	0- 0		0- 0		5- 4	
3- 1	0- 0		0- 0		HOME	0- 0		0- 0		3- 1	
2- 2	0- 0		0- 0		AWAY	0- 0		0- 0		2- 2	
0- 1	0- 0		0- 0		NEUTRAL	0- 0		0- 0		0- 1	
5- 4	0- 0		0- 0		NON-CONFERENCE	0- 0		0- 0		5- 4	
3- 1	0- 0		0- 0		HOME	0- 0		0- 0		3- 1	
2- 2	0- 0		0- 0		AWAY	0- 0		0- 0		2- 2	
0- 1	0- 0		0- 0		NEUTRAL	0- 0		0- 0		0- 1	
0- 0	0- 0		0- 0		CONFERENCE	0- 0		0- 0		0- 0	
0- 0	0- 0		0- 0		HOME	0- 0		0- 0		0- 0	
0- 0	0- 0		0- 0		AWAY	0- 0		0- 0		0- 0	
0- 0	0- 0		0- 0		NEUTRAL	0- 0		0- 0		0- 0	

RPI 1-25				RPI 26-50				RPI 51-100				RPI 101+ Team's RPI: 311			
RPI	S	Opponent	Score	RPI	S	Opponent	Score	RPI	S	Opponent	Score	RPI	S	Opponent	Score
												164	H	Monmouth	73 69
												208	N	Delaware	47 65
												250	A	Fla. Atlantic	49 53
												275	H	Saint Peter's	60 62
												296	H	Binghamton	59 50
												334	A	Wagner	66 43
												335	A	Manhattan	49 60
												336	H	Albany (NY)	67 66
												338	A	Fairleigh Dickinson	63 57
<hr/>															
LAST 12 Division I GAMES:															
				334	A	Wagner	66 43	208	N	Delaware	47 65				
				296	H	Binghamton	59 50	164	H	Monmouth	73 69				
				338	A	Fairleigh Dickinson	63 57	335	A	Manhattan	49 60				
								336	H	Albany (NY)	67 66				
								250	A	Fla. Atlantic	49 53				
								275	H	Saint Peter's	60 62				

Non-Div I Games:

Lafayette

Average RPI Win: 225 WON-LOST RECORD WINNING PCT. RANK LAST 10 GAMES STRENGTH OF SCHEDULE OPP. STRENGTH OF SCHEDULE TEAM RPI ADJ. RPI CONF. RPI ADJ CONF. RPI

DIV. I ONLY	2- 4	238	0- 0	4	336	28	28	23	23
DIV. I NON-CONF.	2- 4	238	0- 0	4	336	28	28	23	23
TOTALS	RPI 1-25	RPI 26-50	W-L RECORDS	RPI 51-100	RPI 101-150	RPI 150+			
2- 4	0- 1	0- 0	OVERALL	0- 2	1- 1	1- 0			
0- 0	0- 0	0- 0	HOME	0- 0	0- 0	0- 0			
2- 3	0- 1	0- 0	AWAY	0- 1	1- 1	1- 0			
0- 1	0- 0	0- 0	NEUTRAL	0- 1	0- 0	0- 0			
2- 4	0- 1	0- 0	NON-CONFERENCE	0- 2	1- 1	1- 0			
0- 0	0- 0	0- 0	HOME	0- 0	0- 0	0- 0			
2- 3	0- 1	0- 0	AWAY	0- 1	1- 1	1- 0			
0- 1	0- 0	0- 0	NEUTRAL	0- 1	0- 0	0- 0			
0- 0	0- 0	0- 0	CONFERENCE	0- 0	0- 0	0- 0			
0- 0	0- 0	0- 0	HOME	0- 0	0- 0	0- 0			
0- 0	0- 0	0- 0	AWAY	0- 0	0- 0	0- 0			
0- 0	0- 0	0- 0	NEUTRAL	0- 0	0- 0	0- 0			

RPI S Opponent Score	RPI S Opponent Score	Team's RPI: 28	RPI S Opponent Score	RPI S Opponent Score
19 A Mississippi St. 53 104			57 A Denver 110 117	106 A Kansas St. 55 73
			81 N Ohio 62 87	116 A Texas A&M 74 68
				333 A Louisiana 79 77
LAST 12 Division I GAMES:				
106 A Kansas St. 55 73	57 A Denver 110 117			
116 A Texas A&M 74 68	19 A Mississippi St. 53 104			
81 N Ohio 62 87	333 A Louisiana 79 77			

Non-Div I Games: LeTourneau 104 27 Louisiana Col. 94 43 McMurry 100 37

Average RPI	Win:	230	WON-LOST	WINNING	LAST 10	STRENGTH OF	OPP. STRENGTH	TEAM	ADJ.	CONF.	ADJ CONF.
Average RPI	Loss:	71	RECORD	PCT. RANK	GAMES	SCHEDULE	OF SCHEDULE	RPI	RPI	RPI	RPI
DIV. I ONLY		6- 2	63	0- 1	235	127	147	147	20	20	
DIV. I NON-CONF.		6- 2	63	0- 1	235	127	147	147	20	20	

TOTALS	RPI 1-25		RPI 26-50		W-L RECORDS	RPI 51-100		RPI 101-150		RPI 150+	
6- 2	0- 0		0- 0		OVERALL	0- 2		0- 0		6- 0	
4- 2	0- 0		0- 0		HOME	0- 2		0- 0		4- 0	
2- 0	0- 0		0- 0		AWAY	0- 0		0- 0		2- 0	
0- 0	0- 0		0- 0		NEUTRAL	0- 0		0- 0		0- 0	
6- 2	0- 0		0- 0		NON-CONFERENCE	0- 2		0- 0		6- 0	
4- 2	0- 0		0- 0		HOME	0- 2		0- 0		4- 0	
2- 0	0- 0		0- 0		AWAY	0- 0		0- 0		2- 0	
0- 0	0- 0		0- 0		NEUTRAL	0- 0		0- 0		0- 0	
0- 0	0- 0		0- 0		CONFERENCE	0- 0		0- 0		0- 0	
0- 0	0- 0		0- 0		HOME	0- 0		0- 0		0- 0	
0- 0	0- 0		0- 0		AWAY	0- 0		0- 0		0- 0	
0- 0	0- 0		0- 0		NEUTRAL	0- 0		0- 0		0- 0	

RPI 1-25				RPI 26-50				RPI 51-100				RPI 101+ Team's RPI: 147			
RPI	S	Opponent	Score	RPI	S	Opponent	Score	RPI	S	Opponent	Score	RPI	S	Opponent	Score
								62	H	Villanova	48 70	164	H	Monmouth	63 48
								80	H	Charlotte	60 62	185	H	Norfolk St.	62 41
												220	H	Sacred Heart	70 66
												249	H	Cornell	67 54
												265	A	Central Conn. St.	88 62
												296	A	Binghamton	65 55

LAST 12 Division I GAMES:															
185	H	Norfolk St.	62 41	80	H	Charlotte	60 62	220	H	Sacred Heart	70 66				
296	A	Binghamton	65 55	249	H	Cornell	67 54								
62	H	Villanova	48 70												
164	H	Monmouth	63 48												
265	A	Central Conn. St.	88 62												

Non-Div I Games: Kutztown 73 39

Lehigh

Average RPI	Win: 266	WON-LOST	WINNING	LAST 10	STRENGTH OF	OPP. STRENGTH	TEAM	ADJ.	CONF.	ADJ CONF.
Average RPI	Loss: 128	RECORD	PCT. RANK	GAMES	SCHEDULE	OF SCHEDULE	RPI	RPI	RPI	RPI
DIV. I ONLY	2- 6	264	0- 1	270	119	295	295	26	26	
DIV. I NON-CONF.	2- 6	264	0- 1	270	119	295	295	26	26	

TOTALS	RPI 1-25	RPI 26-50	W-L RECORDS	RPI 51-100	RPI 101-150	RPI 150+				
2- 6	0- 0	0- 1	OVERALL	0- 2	0- 1	2- 2				
1- 2	0- 0	0- 1	HOME	0- 0	0- 1	1- 0				
1- 2	0- 0	0- 0	AWAY	0- 1	0- 0	1- 1				
0- 2	0- 0	0- 0	NEUTRAL	0- 1	0- 0	0- 1				
2- 6	0- 0	0- 1	NON-CONFERENCE	0- 2	0- 1	2- 2				
1- 2	0- 0	0- 1	HOME	0- 0	0- 1	1- 0				
1- 2	0- 0	0- 0	AWAY	0- 1	0- 0	1- 1				
0- 2	0- 0	0- 0	NEUTRAL	0- 1	0- 0	0- 1				
0- 0	0- 0	0- 0	CONFERENCE	0- 0	0- 0	0- 0				
0- 0	0- 0	0- 0	HOME	0- 0	0- 0	0- 0				
0- 0	0- 0	0- 0	AWAY	0- 0	0- 0	0- 0				
0- 0	0- 0	0- 0	NEUTRAL	0- 0	0- 0	0- 0				

RPI 1-25				RPI 26-50				RPI 51-100				RPI 101+ Team's RPI : 295			
RPI	S	Opponent	Score	RPI	S	Opponent	Score	RPI	S	Opponent	Score	RPI	S	Opponent	Score
				38	H	Virginia Tech	61 72	80	N	Charlotte	61 63	107	H	James Madison	53 74
								100	A	Chattanooga	60 75	185	N	Norfolk St.	53 66
												248	H	Saint Francis (PA)	82 53
												256	A	Bethune-Cookman	76 81
												283	A	ETSU	89 86
LAST 12 Division I GAMES:															
				185	N	Norfolk St.	53 66	283	A	ETSU	89 86				
				256	A	Bethune-Cookman	76 81	107	H	James Madison	53 74				
								80	N	Charlotte	61 63				
								100	A	Chattanooga	60 75				
								248	H	Saint Francis (PA)	82 53				
								38	H	Virginia Tech	61 72				

Non-Div I Games:

Liberty

Average RPI Win:	258	WON-LOST	WINNING	LAST 10	STRENGTH OF	OPP. STRENGTH	TEAM	ADJ.	CONF.	ADJ CONF.
Average RPI Loss:	199	RECORD	PCT. RANK	GAMES	SCHEDULE	OF SCHEDULE	RPI	RPI	RPI	RPI
DIV. I ONLY	2- 6	264	0- 1	307	245	313	313	26	26	
DIV. I NON-CONF.	2- 6	264	0- 1	307	245	313	313	26	26	

TOTALS	RPI 1-25	RPI 26-50	W-L RECORDS	RPI 51-100	RPI 101-150	RPI 150+				
2- 6	0- 0	0- 2	OVERALL	0- 0	0- 0	2- 4				
1- 1	0- 0	0- 0	HOME	0- 0	0- 0	1- 1				
1- 5	0- 0	0- 2	AWAY	0- 0	0- 0	1- 3				
0- 0	0- 0	0- 0	NEUTRAL	0- 0	0- 0	0- 0				
2- 6	0- 0	0- 2	NON-CONFERENCE	0- 0	0- 0	2- 4				
1- 1	0- 0	0- 0	HOME	0- 0	0- 0	1- 1				
1- 5	0- 0	0- 2	AWAY	0- 0	0- 0	1- 3				
0- 0	0- 0	0- 0	NEUTRAL	0- 0	0- 0	0- 0				
0- 0	0- 0	0- 0	CONFERENCE	0- 0	0- 0	0- 0				
0- 0	0- 0	0- 0	HOME	0- 0	0- 0	0- 0				
0- 0	0- 0	0- 0	AWAY	0- 0	0- 0	0- 0				
0- 0	0- 0	0- 0	NEUTRAL	0- 0	0- 0	0- 0				

RPI	S	Opponent	Score	RPI	S	Opponent	Score	RPI	S	Opponent	Score	RPI	S	Opponent	Score
48	A	Clemson	26 68	50	A	Belmont	43 83					187	A	Cincinnati	55 71
												229	A	Alabama A&M	62 58
												244	H	Jacksonville St.	46 58
												286	H	Tennessee St.	64 62
												320	A	Murray St.	61 97
												345	A	Austin Peay	58 70
Team's RPI: 313															

LAST 12 Division I GAMES:															
50	A	Belmont	43 83	229	A	Alabama A&M	62 58	48	A	Clemson	26 68	286	H	Tennessee St.	64 62
345	A	Austin Peay	58 70												
187	A	Cincinnati	55 71												
320	A	Murray St.	61 97												
244	H	Jacksonville St.	46 58												

Non-Div I Games:

Lipscomb

Average RPI	Win: 194	WON-LOST	WINNING	LAST 10	STRENGTH OF	OPP. STRENGTH	TEAM	ADJ.	CONF.	ADJ CONF.
Average RPI	Loss: 96	RECORD	PCT. RANK	GAMES	SCHEDULE	OF SCHEDULE	RPI	RPI	RPI	RPI
DIV. I ONLY	2- 6	264	0- 1	28	185	176	176	19	19	
DIV. I NON-CONF.	2- 6	264	0- 1	28	185	176	176	19	19	

TOTALS	RPI 1-25	RPI 26-50	W-L RECORDS	RPI 51-100	RPI 101-150	RPI 150+				
2- 6	0- 1	0- 1	OVERALL	0- 0	1- 3	1- 1				
1- 5	0- 1	0- 0	HOME	0- 0	0- 3	1- 1				
1- 1	0- 0	0- 1	AWAY	0- 0	1- 0	0- 0				
0- 0	0- 0	0- 0	NEUTRAL	0- 0	0- 0	0- 0				
2- 6	0- 1	0- 1	NON-CONFERENCE	0- 0	1- 3	1- 1				
1- 5	0- 1	0- 0	HOME	0- 0	0- 3	1- 1				
1- 1	0- 0	0- 1	AWAY	0- 0	1- 0	0- 0				
0- 0	0- 0	0- 0	NEUTRAL	0- 0	0- 0	0- 0				
0- 0	0- 0	0- 0	CONFERENCE	0- 0	0- 0	0- 0				
0- 0	0- 0	0- 0	HOME	0- 0	0- 0	0- 0				
0- 0	0- 0	0- 0	AWAY	0- 0	0- 0	0- 0				
0- 0	0- 0	0- 0	NEUTRAL	0- 0	0- 0	0- 0				

RPI 1-25				RPI 26-50				RPI 51-100				RPI 101+ Team's RPI: 176			
RPI	S	Opponent	Score	RPI	S	Opponent	Score	RPI	S	Opponent	Score	RPI	S	Opponent	Score
19	H	Missi ssi ppi St.	63 98	36	A	LSU	45 60					106	H	Kansas St.	47 53
												116	H	Texas A&M	40 61
												136	H	Ri ce	65 79
												138	A	Loui si ana Tech	69 58
												163	H	Western Ky.	56 68
												250	H	Fla. Atlantic	61 38

LAST 12 Division I GAMES:															
				36	A	LSU	45 60	106	H	Kansas St.	47 53				
				116	H	Texas A&M	40 61	163	H	Western Ky.	56 68				
				136	H	Ri ce	65 79	19	H	Missi ssi ppi St.	63 98				
				250	H	Fla. Atlantic	61 38								
				138	A	Loui si ana Tech	69 58								

Non-Div I Games:

Little Rock

Average RPI	Win:	202	WON-LOST	WINNING	LAST 10	STRENGTH OF	OPP. STRENGTH	TEAM	ADJ.	CONF.	ADJ CONF.
Average RPI	Loss:	127	RECORD	PCT. RANK	GAMES	SCHEDULE	OF SCHEDULE	RPI	RPI	RPI	RPI
DIV. I ONLY		1- 8		317	0- 1	92	223	281	281	21	21
DIV. I NON-CONF.		1- 8		317	0- 1	92	223	281	281	21	21

TOTALS	RPI 1-25		RPI 26-50		W-L RECORDS	RPI 51-100		RPI 101-150		RPI 150+	
1- 8	0- 1		0- 0		OVERALL	0- 1		0- 4		1- 2	
1- 5	0- 0		0- 0		HOME	0- 1		0- 2		1- 2	
0- 3	0- 1		0- 0		AWAY	0- 0		0- 2		0- 0	
0- 0	0- 0		0- 0		NEUTRAL	0- 0		0- 0		0- 0	
1- 8	0- 1		0- 0		NON-CONFERENCE	0- 1		0- 4		1- 2	
1- 5	0- 0		0- 0		HOME	0- 1		0- 2		1- 2	
0- 3	0- 1		0- 0		AWAY	0- 0		0- 2		0- 0	
0- 0	0- 0		0- 0		NEUTRAL	0- 0		0- 0		0- 0	
0- 0	0- 0		0- 0		CONFERENCE	0- 0		0- 0		0- 0	
0- 0	0- 0		0- 0		HOME	0- 0		0- 0		0- 0	
0- 0	0- 0		0- 0		AWAY	0- 0		0- 0		0- 0	
0- 0	0- 0		0- 0		NEUTRAL	0- 0		0- 0		0- 0	

RPI 1-25				RPI 26-50				RPI 51-100				RPI 101+				Team's RPI: 281
RPI	S	Opponent	Score	RPI	S	Opponent	Score	RPI	S	Opponent	Score	RPI	S	Opponent	Score	
7	A	Oregon	48 110					72	H	Southern Cal i forn i a	50 86	101	A	Utah	59 82	
												103	H	UNI	64 71	
												108	A	Montana St.	62 85	
												139	H	San Diego	56 60	
												202	H	I daho	70 63	
												204	H	Nevada	67 76	
												284	H	Cal i forn i a Baptist	83 85	

LAST 12 Divisi on I GAMES:																
139	H	San Di ego	56 60	7	A	Oregon	48 110	108	A	Montana St.	62 85					
72	H	Southern Cal i forn i a	50 86	202	H	I daho	70 63	103	H	UNI	64 71					
284	H	Cal i forn i a Baptist	83 85	103	H	Nevada	67 76	204	H	Nevada	67 76					
				101	A	Utah	59 82									

Non-Div I Games:

Long Beach St.

Average RPI Loss: 221

DIV. I ONLY	1- 4	290	0- 1	351	242	351	351	29	29
DIV. I NON-CONF.	1- 4	290	0- 1	351	242	351	351	29	29
TOTALS	RPI 1-25	RPI 26-50	W-L RECORDS	RPI 51-100	RPI 101-150	RPI 150+			
1- 4	0- 0	0- 0	OVERALL	0- 1	0- 0	1- 3			
1- 3	0- 0	0- 0	HOME	0- 0	0- 0	1- 3			
0- 1	0- 0	0- 0	AWAY	0- 1	0- 0	0- 0			
0- 0	0- 0	0- 0	NEUTRAL	0- 0	0- 0	0- 0			
1- 4	0- 0	0- 0	NON-CONFERENCE	0- 1	0- 0	1- 3			
1- 3	0- 0	0- 0	HOME	0- 0	0- 0	1- 3			
0- 1	0- 0	0- 0	AWAY	0- 1	0- 0	0- 0			
0- 0	0- 0	0- 0	NEUTRAL	0- 0	0- 0	0- 0			
0- 0	0- 0	0- 0	CONFERENCE	0- 0	0- 0	0- 0			
0- 0	0- 0	0- 0	HOME	0- 0	0- 0	0- 0			
0- 0	0- 0	0- 0	AWAY	0- 0	0- 0	0- 0			
0- 0	0- 0	0- 0	NEUTRAL	0- 0	0- 0	0- 0			

RPI 1-25				RPI 26-50				RPI 51-100				RPI 101+ Team's RPI: 351				
RPI	S	Opponent	Score	RPI	S	Opponent	Score	RPI	S	Opponent	Score	RPI	S	Opponent	Score	
								84	A	VCU	55	84				
												217	H	Wofford	72	101
												248	H	Saint Francis (PA)	88	91
												328	H	UMES	83	71
												334	H	Wagner	60	86
LAST 12 Division I GAMES:																
												217	H	Wofford	72	101
												248	H	Saint Francis (PA)	88	91
												328	H	UMES	83	71
												334	H	Wagner	60	86
												84	A	VCU	55	84

Longwood

Average RPI Win: 321 WON-LOST RECORD WINNING PCT. RANK LAST 10 GAMES STRENGTH OF SCHEDULE OPP. STRENGTH OF SCHEDULE TEAM RPI ADJ. RPI CONF. RPI ADJ CONF. RPI

DIV. I ONLY	2- 5	255	0- 1	341	159	333	333	19	19
DIV. I NON-CONF.	2- 5	255	0- 1	341	159	333	333	19	19
TOTALS	RPI 1-25	RPI 26-50	W-L RECORDS	RPI 51-100	RPI 101-150	RPI 150+			
2- 5	0- 0	0- 2	OVERALL	0- 0	0- 1	2- 2			
1- 2	0- 0	0- 1	HOME	0- 0	0- 1	1- 0			
1- 2	0- 0	0- 1	AWAY	0- 0	0- 0	1- 1			
0- 1	0- 0	0- 0	NEUTRAL	0- 0	0- 0	0- 1			
2- 5	0- 0	0- 2	NON-CONFERENCE	0- 0	0- 1	2- 2			
1- 2	0- 0	0- 1	HOME	0- 0	0- 1	1- 0			
1- 2	0- 0	0- 1	AWAY	0- 0	0- 0	1- 1			
0- 1	0- 0	0- 0	NEUTRAL	0- 0	0- 0	0- 1			
0- 0	0- 0	0- 0	CONFERENCE	0- 0	0- 0	0- 0			
0- 0	0- 0	0- 0	HOME	0- 0	0- 0	0- 0			
0- 0	0- 0	0- 0	AWAY	0- 0	0- 0	0- 0			
0- 0	0- 0	0- 0	NEUTRAL	0- 0	0- 0	0- 0			

RPI S Opponent Score	RPI S Opponent Score	RPI S Opponent Score	RPI S Opponent Score
28 H Lamar University 77 79	28 H Lamar University 77 79	137 H Sam Houston St. 62 68	137 H Sam Houston St. 62 68
37 A Auburn 59 71	37 A Auburn 59 71	312 N A&M-Corpus Christi 63 64	312 N A&M-Corpus Christi 63 64
		317 H Jackson St. 68 61	317 H Jackson St. 68 61
		318 A UTRGV 60 75	318 A UTRGV 60 75
		325 A McNeese 70 59	325 A McNeese 70 59
LAST 12 Division I GAMES:			
325 A McNeese 70 59	137 H Sam Houston St. 62 68	318 A UTRGV 60 75	318 A UTRGV 60 75
28 H Lamar University 77 79	312 N A&M-Corpus Christi 63 64	37 A Auburn 59 71	37 A Auburn 59 71
	317 H Jackson St. 68 61		

Non-Div I Games: Dillard 69 72

Louisiana

Average RPI Win:	173	WON-LOST	WINNING	LAST 10	STRENGTH OF	OPP. STRENGTH	TEAM	ADJ.	CONF.	ADJ CONF.
Average RPI Loss:	151	RECORD	PCT. RANK	GAMES	SCHEDULE	OF SCHEDULE	RPI	RPI	RPI	RPI

DIV. I ONLY	4- 3	131	1- 0	220	44	138	138	18	18
DIV. I NON-CONF.	4- 3	131	1- 0	220	44	138	138	18	18

TOTALS	RPI 1-25	RPI 26-50	W-L RECORDS	RPI 51-100	RPI 101-150	RPI 150+			
4- 3	0- 0	0- 1	OVERALL	1- 0	1- 0	2- 2			
1- 1	0- 0	0- 0	HOME	0- 0	1- 0	0- 1			
2- 2	0- 0	0- 1	AWAY	0- 0	0- 0	2- 1			
1- 0	0- 0	0- 0	NEUTRAL	1- 0	0- 0	0- 0			
4- 3	0- 0	0- 1	NON-CONFERENCE	1- 0	1- 0	2- 2			
1- 1	0- 0	0- 0	HOME	0- 0	1- 0	0- 1			
2- 2	0- 0	0- 1	AWAY	0- 0	0- 0	2- 1			
1- 0	0- 0	0- 0	NEUTRAL	1- 0	0- 0	0- 0			
0- 0	0- 0	0- 0	CONFERENCE	0- 0	0- 0	0- 0			
0- 0	0- 0	0- 0	HOME	0- 0	0- 0	0- 0			
0- 0	0- 0	0- 0	AWAY	0- 0	0- 0	0- 0			
0- 0	0- 0	0- 0	NEUTRAL	0- 0	0- 0	0- 0			

RPI 1-25	RPI 26-50	RPI 51-100	RPI 101+ Team's RPI: 138
RPI S Opponent Score	RPI S Opponent Score	RPI S Opponent Score	RPI S Opponent Score
	42 A Arizona St. 44 80	70 N Alabama 79 62	132 H Houston 100 88
			176 H Little Rock 58 69
			197 A Arkansas St. 80 70
			234 A Wichita St. 56 70
			292 A Memphis 66 50
LAST 12 Division I GAMES:			
	70 N Alabama 79 62	292 A Memphis 66 50	
	42 A Arizona St. 44 80	132 H Houston 100 88	
	234 A Wichita St. 56 70	176 H Little Rock 58 69	
	197 A Arkansas St. 80 70		

Non-Div I Games: LSU-Alexandria 112 70

Louisiana Tech

Average RPI Win:	129	WON-LOST	WINNING	LAST 10	STRENGTH OF	OPP. STRENGTH	TEAM	ADJ.	CONF.	ADJ CONF.
Average RPI Loss:	0	RECORD	PCT. RANK	GAMES	SCHEDULE	OF SCHEDULE	RPI	RPI	RPI	RPI
DIV. I ONLY	9- 0	1	1- 0	86	40	8	8	1	1	
DIV. I NON-CONF.	9- 0	1	1- 0	86	40	8	8	1	1	

TOTALS	RPI 1-25	RPI 26-50	W-L RECORDS	RPI 51-100	RPI 101-150	RPI 150+				
9- 0	0- 0	1- 0	OVERALL	2- 0	3- 0	3- 0				
4- 0	0- 0	0- 0	HOME	1- 0	2- 0	1- 0				
3- 0	0- 0	0- 0	AWAY	1- 0	1- 0	1- 0				
2- 0	0- 0	1- 0	NEUTRAL	0- 0	0- 0	1- 0				
9- 0	0- 0	1- 0	NON-CONFERENCE	2- 0	3- 0	3- 0				
4- 0	0- 0	0- 0	HOME	1- 0	2- 0	1- 0				
3- 0	0- 0	0- 0	AWAY	1- 0	1- 0	1- 0				
2- 0	0- 0	1- 0	NEUTRAL	0- 0	0- 0	1- 0				
0- 0	0- 0	0- 0	CONFERENCE	0- 0	0- 0	0- 0				
0- 0	0- 0	0- 0	HOME	0- 0	0- 0	0- 0				
0- 0	0- 0	0- 0	AWAY	0- 0	0- 0	0- 0				
0- 0	0- 0	0- 0	NEUTRAL	0- 0	0- 0	0- 0				

RPI 1-25	Team's RPI: 8	RPI 26-50	RPI 51-100	RPI 101+
RPI S Opponent Score	RPI S Opponent Score	RPI S Opponent Score	RPI S Opponent Score	RPI S Opponent Score
	42 N Arizona St. 58 56	60 H UT Martin 102 62	100 A Chattanooga 75 49	114 H Miami (OH) 95 73
				121 A Boise St. 74 55
				123 H Nebraska 85 68
				154 N Hartford 86 69
				163 A Western Ky. 102 80
				286 H Tennessee St. 107 52
LAST 12 Division I GAMES:				
	114 H Miami (OH) 95 73	60 H UT Martin 102 62		
	154 N Hartford 86 69	286 H Tennessee St. 107 52		
	42 N Arizona St. 58 56	123 H Nebraska 85 68		
	121 A Boise St. 74 55			
	100 A Chattanooga 75 49			
	163 A Western Ky. 102 80			

Non-Div I Games:

Louisville

Average RPI Win: 273		WON-LOST	WINNING	LAST 10	STRENGTH OF		OPP. STRENGTH	TEAM	ADJ.	CONF.	ADJ CONF.
Average RPI Loss: 143		RECORD	PCT. RANK	GAMES	SCHEDULE		OF SCHEDULE	RPI	RPI	RPI	RPI
DIV. I ONLY		6- 2	63	1- 0	323		204	177	177	15	15
DIV. I NON-CONF.		6- 2	63	1- 0	323		204	177	177	15	15

TOTALS		RPI 1-25		RPI 26-50	W-L RECORDS		RPI 51-100	RPI 101-150		RPI 150+	
6- 2		0- 0		0- 0	OVERALL		0- 0	0- 2		6- 0	
4- 0		0- 0		0- 0	HOME		0- 0	0- 0		4- 0	
2- 2		0- 0		0- 0	AWAY		0- 0	0- 2		2- 0	
0- 0		0- 0		0- 0	NEUTRAL		0- 0	0- 0		0- 0	
6- 2		0- 0		0- 0	NON-CONFERENCE		0- 0	0- 2		6- 0	
4- 0		0- 0		0- 0	HOME		0- 0	0- 0		4- 0	
2- 2		0- 0		0- 0	AWAY		0- 0	0- 2		2- 0	
0- 0		0- 0		0- 0	NEUTRAL		0- 0	0- 0		0- 0	
0- 0		0- 0		0- 0	CONFERENCE		0- 0	0- 0		0- 0	
0- 0		0- 0		0- 0	HOME		0- 0	0- 0		0- 0	
0- 0		0- 0		0- 0	AWAY		0- 0	0- 0		0- 0	
0- 0		0- 0		0- 0	NEUTRAL		0- 0	0- 0		0- 0	

RPI 1-25				RPI 26-50				RPI 51-100				RPI 101+ Team's RPI: 177			
RPI	S	Opponent	Score	RPI	S	Opponent	Score	RPI	S	Opponent	Score	RPI	S	Opponent	Score
												142	A	Youngstown St.	63 74
												144	A	Bowling Green	74 88
												206	H	SIUE	56 43
												209	A	UIC	75 60
												253	H	Detroit Mercy	52 43
												319	H	Chicago St.	76 40
												322	H	Purdue Fort Wayne	81 67
												326	A	Western Mi ch.	64 53

LAST 12 Division I GAMES:															
253	H	Detroit Mercy	52 43	206	H	SIUE	56 43	326	A	Western Mi ch.	64 53	322	H	Purdue Fort Wayne	81 67
142	A	Youngstown St.	63 74					319	H	Chicago St.	76 40	144	A	Bowling Green	74 88
								209	A	UIC	75 60				

Non-Div I Games:

Loyol a Chi cago

Average RPI Win: 0		WON-LOST RECORD		WINNING PCT. RANK		LAST 10 GAMES		STRENGTH OF SCHEDULE		OPP. STRENGTH OF SCHEDULE		TEAM RPI		ADJ. RPI		CONF. RPI		ADJ CONF. RPI	
Average RPI Loss: 197																			
DIV. I ONLY		0- 9		326		0- 1		198		304		330		330		20		20	
DIV. I NON-CONF.		0- 9		326		0- 1		198		304		330		330		20		20	

TOTALS		RPI 1-25		RPI 26-50		W-L RECORDS		RPI 51-100		RPI 101-150		RPI 150+							
0- 9		0- 0		0- 0		OVERALL		0- 0		0- 2		0- 7							
0- 3		0- 0		0- 0		HOME		0- 0		0- 1		0- 2							
0- 5		0- 0		0- 0		AWAY		0- 0		0- 0		0- 5							
0- 1		0- 0		0- 0		NEUTRAL		0- 0		0- 1		0- 0							
0- 9		0- 0		0- 0		NON-CONFERENCE		0- 0		0- 2		0- 7							
0- 3		0- 0		0- 0		HOME		0- 0		0- 1		0- 2							
0- 5		0- 0		0- 0		AWAY		0- 0		0- 0		0- 5							
0- 1		0- 0		0- 0		NEUTRAL		0- 0		0- 1		0- 0							
0- 0		0- 0		0- 0		CONFERENCE		0- 0		0- 0		0- 0							
0- 0		0- 0		0- 0		HOME		0- 0		0- 0		0- 0							
0- 0		0- 0		0- 0		AWAY		0- 0		0- 0		0- 0							
0- 0		0- 0		0- 0		NEUTRAL		0- 0		0- 0		0- 0							

RPI 1-25				RPI 26-50				RPI 51-100				RPI 101+ Team's RPI: 330			
RPI	S	Opponent	Score	RPI	S	Opponent	Score	RPI	S	Opponent	Score	RPI	S	Opponent	Score
												102	N	Boston College	47 73
												150	H	Mt. St. Mary's	67 77
												161	A	George Mason	38 70
												172	A	Georgetown	30 45
												192	H	William & Mary	49 65
												218	A	Towson	57 62
												234	H	St. Francis Brooklyn	70 75
												239	A	Dartmouth	41 54
												301	A	Saint Joseph's	46 49
LAST 12 Division I GAMES:															
				301	A	Saint Joseph's	46 49	102	N	Boston College	47 73				
				234	H	St. Francis Brooklyn	70 75	192	H	William & Mary	49 65				
				218	A	Towson	57 62	172	A	Georgetown	30 45				
				150	H	Mt. St. Mary's	67 77	239	A	Dartmouth	41 54				
								161	A	George Mason	38 70				

Non-Div I Games:

Loyola Maryl and

Average RPI	Win:	155	WON-LOST	WINNING	LAST 10	STRENGTH OF	OPP. STRENGTH	TEAM	ADJ.	CONF.	ADJ CONF.
Average RPI	Loss:	99	RECORD	PCT. RANK	GAMES	SCHEDULE	OF SCHEDULE	RPI	RPI	RPI	RPI
DIV. I ONLY		6- 2		63	1- 0	159	55	69	69	7	7
DIV. I NON-CONF.		6- 2		63	1- 0	159	55	69	69	7	7
<hr/>											
TOTALS	RPI 1-25		RPI 26-50		W-L RECORDS	RPI 51-100		RPI 101-150		RPI 150+	
6- 2	0- 0		1- 0		OVERALL	2- 1		1- 1		2- 0	
3- 1	0- 0		1- 0		HOME	1- 0		0- 1		1- 0	
3- 1	0- 0		0- 0		AWAY	1- 1		1- 0		1- 0	
0- 0	0- 0		0- 0		NEUTRAL	0- 0		0- 0		0- 0	
6- 2	0- 0		1- 0		NON-CONFERENCE	2- 1		1- 1		2- 0	
3- 1	0- 0		1- 0		HOME	1- 0		0- 1		1- 0	
3- 1	0- 0		0- 0		AWAY	1- 1		1- 0		1- 0	
0- 0	0- 0		0- 0		NEUTRAL	0- 0		0- 0		0- 0	
0- 0	0- 0		0- 0		CONFERENCE	0- 0		0- 0		0- 0	
0- 0	0- 0		0- 0		HOME	0- 0		0- 0		0- 0	
0- 0	0- 0		0- 0		AWAY	0- 0		0- 0		0- 0	
0- 0	0- 0		0- 0		NEUTRAL	0- 0		0- 0		0- 0	

RPI 1-25				RPI 26-50				RPI 51-100				RPI 101+			
RPI	S	Opponent	Score	RPI	S	Opponent	Score	RPI	S	Opponent	Score	RPI	S	Opponent	Score
				49	H	UCLA	69 63	57	A	Denver	75 104	140	A	CSUN	72 53
								63	A	Arizona	66 64	141	H	Northern Ariz.	62 63
								83	H	UC Davis	60 53	294	H	Robert Morris	61 53
												300	A	UC Santa Barbara	70 57
<hr/>															
LAST 12 Division I GAMES:															
				140	A	CSUN	72 53	294	H	Robert Morris	61 53				
				57	A	Denver	75 104	49	H	UCLA	69 63				
				83	H	UC Davis	60 53								
				141	H	Northern Ariz.	62 63								
				300	A	UC Santa Barbara	70 57								
				63	A	Arizona	66 64								

Non-Div I Games:

Loyola Marymount

Average RPI Win:	170	WON-LOST	WINNING	LAST 10	STRENGTH OF	OPP. STRENGTH	TEAM	ADJ.	CONF.	ADJ CONF.
Average RPI Loss:	34	RECORD	PCT. RANK	GAMES	SCHEDULE	OF SCHEDULE	RPI	RPI	RPI	RPI
DIV. I ONLY	7- 2	50	1- 0	127	87	53	53	24	24	
DIV. I NON-CONF.	7- 2	50	1- 0	127	87	53	53	24	24	

TOTALS	RPI 1-25	RPI 26-50	W-L RECORDS	RPI 51-100	RPI 101-150	RPI 150+				
7- 2	1- 1	0- 1	OVERALL	1- 0	1- 0	4- 0				
2- 1	0- 0	0- 1	HOME	1- 0	0- 0	1- 0				
3- 1	1- 1	0- 0	AWAY	0- 0	0- 0	2- 0				
2- 0	0- 0	0- 0	NEUTRAL	0- 0	1- 0	1- 0				
7- 2	1- 1	0- 1	NON-CONFERENCE	1- 0	1- 0	4- 0				
2- 1	0- 0	0- 1	HOME	1- 0	0- 0	1- 0				
3- 1	1- 1	0- 0	AWAY	0- 0	0- 0	2- 0				
2- 0	0- 0	0- 0	NEUTRAL	0- 0	1- 0	1- 0				
0- 0	0- 0	0- 0	CONFERENCE	0- 0	0- 0	0- 0				
0- 0	0- 0	0- 0	HOME	0- 0	0- 0	0- 0				
0- 0	0- 0	0- 0	AWAY	0- 0	0- 0	0- 0				
0- 0	0- 0	0- 0	NEUTRAL	0- 0	0- 0	0- 0				

RPI 1-25				RPI 26-50				RPI 51-100 Team's RPI: 53				RPI 101+			
RPI	S	Opponent	Score	RPI	S	Opponent	Score	RPI	S	Opponent	Score	RPI	S	Opponent	Score
22	A	Green Bay	39 70	45	H	Duke	63 66	79	H	Toledo	73 59	134	N	Penn	47 46
24	A	North Carolina	85 73									183	A	Harvard	67 60
												226	H	Brown	102 96
												262	A	Bryant	74 57
												280	N	N. C. A&T	58 52
LAST 12 Division I GAMES:															
22	A	Green Bay	39 70	226	H	Brown	102 96								
45	H	Duke	63 66	183	A	Harvard	67 60								
262	A	Bryant	74 57	24	A	North Carolina	85 73								
79	H	Toledo	73 59	134	N	Penn	47 46								
				280	N	N. C. A&T	58 52								

Non-Div I Games:

Maine

Average RPI Win:	330	WON-LOST	WINNING	LAST 10	STRENGTH OF	OPP. STRENGTH	TEAM	ADJ.	CONF.	ADJ CONF.
Average RPI Loss:	207	RECORD	PCT. RANK	GAMES	SCHEDULE	OF SCHEDULE	RPI	RPI	RPI	RPI
DIV. I ONLY	2- 6	264	0- 1	295	337	335	335	27	27	
DIV. I NON-CONF.	2- 6	264	0- 1	295	337	335	335	27	27	

TOTALS	RPI 1-25	RPI 26-50	W-L RECORDS	RPI 51-100	RPI 101-150	RPI 150+				
2- 6	0- 0	0- 0	OVERALL	0- 0	0- 2	2- 4				
2- 3	0- 0	0- 0	HOME	0- 0	0- 1	2- 2				
0- 3	0- 0	0- 0	AWAY	0- 0	0- 1	0- 2				
0- 0	0- 0	0- 0	NEUTRAL	0- 0	0- 0	0- 0				
2- 6	0- 0	0- 0	NON-CONFERENCE	0- 0	0- 2	2- 4				
2- 3	0- 0	0- 0	HOME	0- 0	0- 1	2- 2				
0- 3	0- 0	0- 0	AWAY	0- 0	0- 1	0- 2				
0- 0	0- 0	0- 0	NEUTRAL	0- 0	0- 0	0- 0				
0- 0	0- 0	0- 0	CONFERENCE	0- 0	0- 0	0- 0				
0- 0	0- 0	0- 0	HOME	0- 0	0- 0	0- 0				
0- 0	0- 0	0- 0	AWAY	0- 0	0- 0	0- 0				
0- 0	0- 0	0- 0	NEUTRAL	0- 0	0- 0	0- 0				

RPI 1-25				RPI 26-50				RPI 51-100				RPI 101+				Team's RPI: 335
RPI	S	Opponent	Score	RPI	S	Opponent	Score	RPI	S	Opponent	Score	RPI	S	Opponent	Score	
												113	H	Stony Brook	48	79
												149	A	Fordham	61	65
												155	H	Drexel	39	53
												234	A	St. Francis Brooklyn	65	73
												253	H	Detroit Mercy	56	58
												311	H	Lafayette	60	49
												336	A	Albany (NY)	54	60
												348	H	LIU Brooklyn	61	46

LAST 12 Division I GAMES:																
				155	H	Drexel	39	53	149	A	Fordham	61	65			
				311	H	Lafayette	60	49	253	H	Detroit Mercy	56	58			
									113	H	Stony Brook	48	79			
									336	A	Albany (NY)	54	60			
									234	A	St. Francis Brooklyn	65	73			
									348	H	LIU Brooklyn	61	46			

Non-Div I Games:

Manhattan

Average RPI Win: 236		WON-LOST	WINNING	LAST 10	STRENGTH OF		OPP. STRENGTH	TEAM	ADJ.	CONF.	ADJ CONF.
Average RPI Loss: 79		RECORD	PCT. RANK	GAMES	SCHEDULE		OF SCHEDULE	RPI	RPI	RPI	RPI
DIV. I ONLY		7- 2	50	1- 0	258		169	111	111	27	27
DIV. I NON-CONF.		7- 2	50	1- 0	258		169	111	111	27	27

TOTALS		RPI 1-25	RPI 26-50	W-L RECORDS		RPI 51-100	RPI 101-150	RPI 150+			
7- 2		0- 0	0- 1	OVERALL		0- 0	0- 1	7- 0			
2- 0		0- 0	0- 0	HOME		0- 0	0- 0	2- 0			
3- 1		0- 0	0- 1	AWAY		0- 0	0- 0	3- 0			
2- 1		0- 0	0- 0	NEUTRAL		0- 0	0- 1	2- 0			
7- 2		0- 0	0- 1	NON-CONFERENCE		0- 0	0- 1	7- 0			
2- 0		0- 0	0- 0	HOME		0- 0	0- 0	2- 0			
3- 1		0- 0	0- 1	AWAY		0- 0	0- 0	3- 0			
2- 1		0- 0	0- 0	NEUTRAL		0- 0	0- 1	2- 0			
0- 0		0- 0	0- 0	CONFERENCE		0- 0	0- 0	0- 0			
0- 0		0- 0	0- 0	HOME		0- 0	0- 0	0- 0			
0- 0		0- 0	0- 0	AWAY		0- 0	0- 0	0- 0			
0- 0		0- 0	0- 0	NEUTRAL		0- 0	0- 0	0- 0			

RPI 1-25	RPI 26-50	RPI 51-100	RPI 101+	Team's RPI: 111
RPI S Opponent Score	RPI S Opponent Score	RPI S Opponent Score	RPI S Opponent Score	
	45 A Duke 56 64		112 N Wright St. 60 76	
			171 H Boston U. 68 57	
			199 A El on 61 57	
			200 A Navy 72 48	
			228 H Temple 74 68	
			243 N Stetson 76 69	
			272 N Hofstra 71 57	
			336 A Albany (NY) 74 56	
LAST 12 Division I GAMES:				
336 A Albany (NY) 74 56	228 H Temple 74 68			
45 A Duke 56 64	171 H Boston U. 68 57			
199 A El on 61 57	200 A Navy 72 48			
112 N Wright St. 60 76				
272 N Hofstra 71 57				
243 N Stetson 76 69				

Non-Div I Games:

Marist

MarquetteMarquette

Marquette

Average RPI Win:	293	WON-LOST	WINNING	LAST 10	STRENGTH OF	OPP. STRENGTH	TEAM	ADJ.	CONF.	ADJ CONF.
Average RPI Loss:	157	RECORD	PCT. RANK	GAMES	SCHEDULE	OF SCHEDULE	RPI	RPI	RPI	RPI
DIV. I ONLY	3- 5	217	1- 0	308	190	307	307	18	18	
DIV. I NON-CONF.	3- 5	217	1- 0	308	190	307	307	18	18	

TOTALS	RPI 1-25	RPI 26-50	W-L RECORDS	RPI 51-100	RPI 101-150	RPI 150+				
3- 5	0- 0	0- 0	OVERALL	0- 0	0- 3	3- 2				
3- 1	0- 0	0- 0	HOME	0- 0	0- 1	3- 0				
0- 4	0- 0	0- 0	AWAY	0- 0	0- 2	0- 2				
0- 0	0- 0	0- 0	NEUTRAL	0- 0	0- 0	0- 0				
3- 5	0- 0	0- 0	NON-CONFERENCE	0- 0	0- 3	3- 2				
3- 1	0- 0	0- 0	HOME	0- 0	0- 1	3- 0				
0- 4	0- 0	0- 0	AWAY	0- 0	0- 2	0- 2				
0- 0	0- 0	0- 0	NEUTRAL	0- 0	0- 0	0- 0				
0- 0	0- 0	0- 0	CONFERENCE	0- 0	0- 0	0- 0				
0- 0	0- 0	0- 0	HOME	0- 0	0- 0	0- 0				
0- 0	0- 0	0- 0	AWAY	0- 0	0- 0	0- 0				
0- 0	0- 0	0- 0	NEUTRAL	0- 0	0- 0	0- 0				

RPI 1-25				RPI 26-50				RPI 51-100				RPI 101+ Team's RPI: 307			
RPI	S	Opponent	Score	RPI	S	Opponent	Score	RPI	S	Opponent	Score	RPI	S	Opponent	Score
												120	H	Indiana St.	53 62
												135	A	Wisconsin	49 67
												144	A	Bowling Green	76 99
												174	A	Southern Ill.	49 58
												211	A	Appalachian St.	52 74
												255	H	Coppin St.	88 67
												277	H	Cleveland St.	86 64
												347	H	Evansville	72 65
LAST 12 Division I GAMES:															
				277	H	Cleveland St.	86 64	135	A	Wisconsin	49 67				
				120	H	Indiana St.	53 62	255	H	Coppin St.	88 67				
								347	H	Evansville	72 65				
								211	A	Appalachian St.	52 74				
								174	A	Southern Ill.	49 58				
								144	A	Bowling Green	76 99				

Non-Div I Games: Bluefield St. 82 29

Marshall

Average RPI Win: 174

Average RPI Loss: 0

WON-LOST
RECORDWINNING
PCT. RANKLAST 10
GAMESSTRENGTH OF
SCHEDULEOPP. STRENGTH
OF SCHEDULETEAM
RPIADJ.
RPICONF.
RPIADJ CONF.
RPIDIV. I ONLY
DIV. I NON-CONF.9- 0
9- 01
11- 0
1- 0206
20692
9227
2727
273
33
3

TOTALS

RPI 1-25

RPI 26-50

W-L RECORDS

RPI 51-100

RPI 101-150

RPI 150+

9- 0
5- 0
2- 0
2- 00- 0
0- 0
0- 0
0- 00- 0
0- 0
0- 0
0- 0OVERALL
HOME
AWAY
NEUTRAL3- 0
2- 0
1- 0
0- 01- 0
1- 0
0- 0
0- 05- 0
2- 0
1- 0
2- 09- 0
5- 0
2- 0
2- 00- 0
0- 0
0- 0
0- 00- 0
0- 0
0- 0
0- 0NON-CONFERENCE
HOME
AWAY
NEUTRAL3- 0
2- 0
1- 0
0- 01- 0
1- 0
0- 0
0- 05- 0
2- 0
1- 0
2- 00- 0
0- 0
0- 0
0- 00- 0
0- 0
0- 0
0- 00- 0
0- 0
0- 0
0- 0CONFERENCE
HOME
AWAY
NEUTRAL0- 0
0- 0
0- 0
0- 00- 0
0- 0
0- 0
0- 00- 0
0- 0
0- 0
0- 0

RPI 1-25

RPI 26-50

Team's RPI: 27

RPI 51-100

RPI 101+

RPI S Opponent Score

RPI S Opponent Score

RPI S Opponent Score

RPI S Opponent Score

71 H Georgi a Tech 67 54
85 H Dayton 82 71
98 A South Carol i na 85 61107 H James Madi son 87 63
151 N Georgi a 58 51
225 A George Washi ngton 69 30
236 H UMBC 92 61
255 H Coppi n St. 93 36
339 N Morgan St. 68 44

LAST 12 Division I GAMES:

107 H James Madi son 87 63
236 H UMBC 92 61
71 H Georgi a Tech 67 54
151 N Georgi a 58 51
339 N Morgan St. 68 44
98 A South Carol i na 85 61
225 A George Washi ngton 69 30
85 H Dayton 82 71
255 H Coppi n St. 93 36

Non-Div I Games:

Maryland

Average RPI Win: 261		WON-LOST RECORD	WINNING PCT. RANK	LAST 10 GAMES	STRENGTH OF SCHEDULE	OPP. STRENGTH OF SCHEDULE	TEAM RPI	ADJ. RPI	CONF. RPI	ADJ. CONF. RPI
Average RPI Loss: 126										
DIV. I ONLY		6- 4	124	1- 0	249	264	205	205	16	16
DIV. I NON-CONF.		6- 4	124	1- 0	249	264	205	205	16	16
TOTALS		RPI 1-25	RPI 26-50	W-L RECORDS		RPI 51-100	RPI 101-150	RPI 150+		
6- 4	0- 0		0- 1	OVERALL		0- 1	0- 0	6- 2		
4- 1	0- 0		0- 0	HOME		0- 0	0- 0	4- 1		
1- 2	0- 0		0- 1	AWAY		0- 0	0- 0	1- 1		
1- 1	0- 0		0- 0	NEUTRAL		0- 1	0- 0	1- 0		
6- 4	0- 0		0- 1	NON-CONFERENCE		0- 1	0- 0	6- 2		
4- 1	0- 0		0- 0	HOME		0- 0	0- 0	4- 1		
1- 2	0- 0		0- 1	AWAY		0- 0	0- 0	1- 1		
1- 1	0- 0		0- 0	NEUTRAL		0- 1	0- 0	1- 0		
0- 0	0- 0		0- 0	CONFERENCE		0- 0	0- 0	0- 0		
0- 0	0- 0		0- 0	HOME		0- 0	0- 0	0- 0		
0- 0	0- 0		0- 0	AWAY		0- 0	0- 0	0- 0		
0- 0	0- 0		0- 0	NEUTRAL		0- 0	0- 0	0- 0		

[illegible]

Non-Div I Games:

Massachusetts

Average RPI Win:	0	WON-LOST	WINNING	LAST 10	STRENGTH OF	OPP. STRENGTH	TEAM	ADJ.	CONF.	ADJ CONF.
Average RPI Loss:	192	RECORD	PCT. RANK	GAMES	SCHEDULE	OF SCHEDULE	RPI	RPI	RPI	RPI
DIV. I ONLY	0- 6	326	0- 1	137	342	325	325	23	23	
DIV. I NON-CONF.	0- 6	326	0- 1	137	342	325	325	23	23	

TOTALS	RPI 1-25	RPI 26-50	W-L RECORDS	RPI 51-100	RPI 101-150	RPI 150+				
0- 6	0- 0	0- 1	OVERALL	0- 0	0- 1	0- 4				
0- 1	0- 0	0- 0	HOME	0- 0	0- 0	0- 1				
0- 5	0- 0	0- 1	AWAY	0- 0	0- 1	0- 3				
0- 0	0- 0	0- 0	NEUTRAL	0- 0	0- 0	0- 0				
0- 6	0- 0	0- 1	NON-CONFERENCE	0- 0	0- 1	0- 4				
0- 1	0- 0	0- 0	HOME	0- 0	0- 0	0- 1				
0- 5	0- 0	0- 1	AWAY	0- 0	0- 1	0- 3				
0- 0	0- 0	0- 0	NEUTRAL	0- 0	0- 0	0- 0				
0- 0	0- 0	0- 0	CONFERENCE	0- 0	0- 0	0- 0				
0- 0	0- 0	0- 0	HOME	0- 0	0- 0	0- 0				
0- 0	0- 0	0- 0	AWAY	0- 0	0- 0	0- 0				
0- 0	0- 0	0- 0	NEUTRAL	0- 0	0- 0	0- 0				

RPI 1-25				RPI 26-50				RPI 51-100				RPI 101+ Team's RPI: 325			
RPI	S	Opponent	Score	RPI	S	Opponent	Score	RPI	S	Opponent	Score	RPI	S	Opponent	Score
				47	A	Texas	40 96					136	A	Ri ce	65 93
												160	A	UAB	48 91
												207	A	La. -Monroe	60 69
												268	A	Grambl ing	51 75
												333	H	Loui si ana	59 70
LAST 12 Division I GAMES:															
				333	H	Loui si ana	59 70	160	A	UAB	48 91				
				268	A	Grambl ing	51 75	136	A	Ri ce	65 93				
								207	A	La. -Monroe	60 69				
								47	A	Texas	40 96				

Non-Div I Games: LSU-Alexandria 60 68

McNeese

Average RPI Win: 237

Average RPI Loss: 171

WON-LOST
RECORDWINNING
PCT. RANKLAST 10
GAMESSTRENGTH OF
SCHEDULEOPP. STRENGTH
OF SCHEDULETEAM
RPIADJ.
RPICONF.
RPIADJ CONF.
RPIDIV. I ONLY
DIV. I NON-CONF.2- 6
2- 6264
2640- 1
0- 1190
190291
291292
292292
2928
88
8

TOTALS

RPI 1-25

RPI 26-50

W-L RECORDS

RPI 51-100

RPI 101-150

RPI 150+

2- 6

0- 0

0- 0

OVERALL

0- 1

0- 1

2- 4

1- 3

0- 0

0- 0

HOME

0- 1

0- 1

1- 1

0- 3

0- 0

0- 0

AWAY

0- 0

0- 0

0- 3

1- 0

0- 0

0- 0

NEUTRAL

0- 0

0- 0

1- 0

2- 6

0- 0

0- 0

NON-CONFERENCE

0- 1

0- 1

2- 4

1- 3

0- 0

0- 0

HOME

0- 1

0- 1

1- 1

0- 3

0- 0

0- 0

AWAY

0- 0

0- 0

0- 3

1- 0

0- 0

0- 0

NEUTRAL

0- 0

0- 0

1- 0

0- 0

0- 0

0- 0

CONFERENCE

0- 0

0- 0

0- 0

0- 0

0- 0

0- 0

HOME

0- 0

0- 0

0- 0

0- 0

0- 0

0- 0

AWAY

0- 0

0- 0

0- 0

0- 0

0- 0

0- 0

NEUTRAL

0- 0

0- 0

0- 0

RPI 1-25

RPI 26-50

RPI 51-100

RPI 101+

Team's RPI: 292

RPI S Opponent Score

RPI S Opponent Score

RPI S Opponent Score

RPI S Opponent Score

RPI S Opponent Score

RPI S Opponent Score

RPI S Opponent Score

RPI S Opponent Score

RPI S Opponent Score

RPI S Opponent Score

RPI S Opponent Score

RPI S Opponent Score

RPI S Opponent Score

RPI S Opponent Score

RPI S Opponent Score

RPI S Opponent Score

RPI S Opponent Score

RPI S Opponent Score

RPI S Opponent Score

RPI S Opponent Score

RPI S Opponent Score

RPI S Opponent Score

RPI S Opponent Score

RPI S Opponent Score

RPI S Opponent Score

RPI S Opponent Score

RPI S Opponent Score

RPI S Opponent Score

LAST 12 Division I GAMES:

241	H	New Orleans	59	66	138	H	Louisiana Tech	50	66
79	H	Toledo	48	58	160	A	UAB	54	85
212	A	Coastal Caro.	71	90	197	A	Arkansas St.	66	77
156	N	Mercer	59	53	317	H	Jackson St.	68	67

138	H	Louisiana Tech	50	66
156	N	Mercer	59	53
160	A	UAB	54	85
197	A	Arkansas St.	66	77
212	A	Coastal Caro.	71	90
241	H	New Orleans	59	66
317	H	Jackson St.	68	67

Non-Div I Games:

Memphis

Average RPI Win: 179

Average RPI Loss: 124

WON-LOST
RECORDWINNING
PCT. RANKLAST 10
GAMESSTRENGTH OF
SCHEDULEOPP. STRENGTH
OF SCHEDULETEAM
RPIADJ.
RPICONF.
RPIADJ CONF.
RPIDIV. I ONLY
DIV. I NON-CONF.5- 5
5- 5160
1601- 0
1- 0132
13268
68156
156156
15625
2525
25

TOTALS

RPI 1-25

RPI 26-50

W-L RECORDS

RPI 51-100

RPI 101-150

RPI 150+

5- 5
3- 2
1- 2
1- 10- 0
0- 0
0- 0
0- 00- 2
0- 2
0- 0
0- 0OVERALL
HOME
AWAY
NEUTRAL1- 1
1- 0
0- 1
0- 01- 0
0- 0
0- 0
1- 03- 2
2- 0
1- 1
0- 15- 5
3- 2
1- 2
1- 10- 0
0- 0
0- 0
0- 00- 2
0- 2
0- 0
0- 0NON-CONFERENCE
HOME
AWAY
NEUTRAL1- 1
1- 0
0- 1
0- 01- 0
0- 0
0- 0
1- 03- 2
2- 0
1- 1
0- 10- 0
0- 0
0- 0
0- 00- 0
0- 0
0- 0
0- 00- 0
0- 0
0- 0
0- 0CONFERENCE
HOME
AWAY
NEUTRAL0- 0
0- 0
0- 0
0- 00- 0
0- 0
0- 0
0- 00- 0
0- 0
0- 0
0- 0

RPI 1-25

RPI S Opponent Score

RPI 26-50

RPI S Opponent Score

32 H UCF 42 76
46 H Florida St. 56 57

RPI 51-100

RPI S Opponent Score

80 H Charlotte 57 40
97 A Wake Forest 54 69

RPI 101+

Team's RPI: 156

RPI S Opponent Score

144 N Bowling Green 76 63
151 A Georgia 60 67
158 H Florida 92 82
251 H Kennesaw St. 64 48
260 A Ga. Southern 79 72
292 N Memphis 53 59

LAST 12 Division I GAMES:

251 H Kennesaw St. 64 48
151 A Georgia 60 67
144 N Bowling Green 76 63
292 N Memphis 53 59
32 H UCF 42 76
158 H Florida 92 82
80 H Charlotte 57 40
46 H Florida St. 56 57
260 A Ga. Southern 79 72
97 A Wake Forest 54 69M
e
r
c
e
rM
e
r
c
e
r

Non-Div I Games:

Mercer

Loss, Non-Conf, S Site, H Home A Away N Neutral

Average RPI Win:	133	WON-LOST	WINNING	LAST 10	STRENGTH OF	OPP. STRENGTH	TEAM	ADJ.	CONF.	ADJ CONF.
Average RPI Loss:	42	RECORD	PCT. RANK	GAMES	SCHEDULE	OF SCHEDULE	RPI	RPI	RPI	RPI
DIV. I ONLY	7- 2	50	2- 1	37	35	13	13	1	1	
DIV. I NON-CONF.	7- 2	50	2- 1	37	35	13	13	1	1	

TOTALS	RPI 1-25	RPI 26-50	W-L RECORDS	RPI 51-100	RPI 101-150	RPI 150+				
7- 2	2- 1	0- 0	OVERALL	1- 1	1- 0	3- 0				
6- 0	2- 0	0- 0	HOME	1- 0	1- 0	2- 0				
1- 2	0- 1	0- 0	AWAY	0- 1	0- 0	1- 0				
0- 0	0- 0	0- 0	NEUTRAL	0- 0	0- 0	0- 0				
7- 2	2- 1	0- 0	NON-CONFERENCE	1- 1	1- 0	3- 0				
6- 0	2- 0	0- 0	HOME	1- 0	1- 0	2- 0				
1- 2	0- 1	0- 0	AWAY	0- 1	0- 0	1- 0				
0- 0	0- 0	0- 0	NEUTRAL	0- 0	0- 0	0- 0				
0- 0	0- 0	0- 0	CONFERENCE	0- 0	0- 0	0- 0				
0- 0	0- 0	0- 0	HOME	0- 0	0- 0	0- 0				
0- 0	0- 0	0- 0	AWAY	0- 0	0- 0	0- 0				
0- 0	0- 0	0- 0	NEUTRAL	0- 0	0- 0	0- 0				

RPI 1-25	Team's RPI: 13	RPI 26-50	RPI 51-100	RPI 101+
RPI S Opponent Score	RPI S Opponent Score	RPI S Opponent Score	RPI S Opponent Score	RPI S Opponent Score
5 A Iowa St. 52 75		78 A Purdue 63 74	123 H Nebraska 82 68	
10 H Marquette 63 55		86 H SFA 81 60	154 H Hartford 75 62	
17 H Colorado 73 58			228 H Temple 73 61	
			316 A FIU 94 43	
LAST 12 Division I GAMES:				
78 A Purdue 63 74	154 H Hartford 75 62	10 H Marquette 63 55	5 A Iowa St. 52 75	17 H Colorado 73 58
228 H Temple 73 61				
123 H Nebraska 82 68				
86 H SFA 81 60				
316 A FIU 94 43				

Non-Div I Games:

Miami (FL)

Average RPI Win:	251	WON-LOST	WINNING	LAST 10	STRENGTH OF	OPP. STRENGTH	TEAM	ADJ.	CONF.	ADJ CONF.
Average RPI Loss:	8	RECORD	PCT. RANK	GAMES	SCHEDULE	OF SCHEDULE	RPI	RPI	RPI	RPI
DIV. I ONLY	7- 1	26	1- 0	309	104	114	114	11	11	
DIV. I NON-CONF.	7- 1	26	1- 0	309	104	114	114	11	11	

TOTALS	RPI 1-25	RPI 26-50	W-L RECORDS	RPI 51-100	RPI 101-150	RPI 150+				
7- 1	0- 1	0- 0	OVERALL	0- 0	0- 0	7- 0				
3- 0	0- 0	0- 0	HOME	0- 0	0- 0	3- 0				
4- 1	0- 1	0- 0	AWAY	0- 0	0- 0	4- 0				
0- 0	0- 0	0- 0	NEUTRAL	0- 0	0- 0	0- 0				
7- 1	0- 1	0- 0	NON-CONFERENCE	0- 0	0- 0	7- 0				
3- 0	0- 0	0- 0	HOME	0- 0	0- 0	3- 0				
4- 1	0- 1	0- 0	AWAY	0- 0	0- 0	4- 0				
0- 0	0- 0	0- 0	NEUTRAL	0- 0	0- 0	0- 0				
0- 0	0- 0	0- 0	CONFERENCE	0- 0	0- 0	0- 0				
0- 0	0- 0	0- 0	HOME	0- 0	0- 0	0- 0				
0- 0	0- 0	0- 0	AWAY	0- 0	0- 0	0- 0				
0- 0	0- 0	0- 0	NEUTRAL	0- 0	0- 0	0- 0				

RPI 1-25				RPI 26-50				RPI 51-100				RPI 101+				Team's RPI : 114	
RPI	S	Opponent	Score	RPI	S	Opponent	Score	RPI	S	Opponent	Score	RPI	S	Opponent	Score		
8	A	Louisville	73 95									187	H	Cincinnati	78 65		
												209	A	UIC	65 56		
												253	A	Detroit Mercy	78 59		
												259	A	Valparaiso	68 47		
												261	H	Eastern Ky.	60 44		
												267	H	High Point	68 55		
												323	A	Canisius	62 59		

LAST 12 Division I GAMES:																	
259	A	Valparaiso	68 47	187	H	Cincinnati	78 65	209	A	UIC	65 56	8	A	Louisville	73 95		
323	A	Canisius	62 59	267	H	High Point	68 55	253	A	Detroit Mercy	78 59	261	H	Eastern Ky.	60 44		

Non-Div I Games:

Average RPI	Win:	206	WON-LOST	WINNING	LAST 10	STRENGTH OF	OPP. STRENGTH	TEAM	ADJ.	CONF.	ADJ CONF.
Average RPI	Loss:	20	RECORD	PCT. RANK	GAMES	SCHEDULE	OF SCHEDULE	RPI	RPI	RPI	RPI
DIV. I ONLY		6- 3		98	1- 1	56	151	41	41	3	3
DIV. I NON-CONF.		6- 3		98	1- 1	56	151	41	41	3	3

TOTALS	RPI 1-25		RPI 26-50		W-L RECORDS	RPI 51-100		RPI 101-150		RPI 150+	
6- 3	0- 2		0- 1		OVERALL	2- 0		1- 0		3- 0	
3- 0	0- 0		0- 0		HOME	0- 0		1- 0		2- 0	
1- 2	0- 2		0- 0		AWAY	0- 0		0- 0		1- 0	
2- 1	0- 0		0- 1		NEUTRAL	2- 0		0- 0		0- 0	
6- 3	0- 2		0- 1		NON-CONFERENCE	2- 0		1- 0		3- 0	
3- 0	0- 0		0- 0		HOME	0- 0		1- 0		2- 0	
1- 2	0- 2		0- 0		AWAY	0- 0		0- 0		1- 0	
2- 1	0- 0		0- 1		NEUTRAL	2- 0		0- 0		0- 0	
0- 0	0- 0		0- 0		CONFERENCE	0- 0		0- 0		0- 0	
0- 0	0- 0		0- 0		HOME	0- 0		0- 0		0- 0	
0- 0	0- 0		0- 0		AWAY	0- 0		0- 0		0- 0	
0- 0	0- 0		0- 0		NEUTRAL	0- 0		0- 0		0- 0	

RPI 1-25				RPI 26-50				Team's RPI: 41				RPI 51-100				RPI 101+			
RPI	S	Opponent	Score	RPI	S	Opponent	Score	RPI	S	Opponent	Score	RPI	S	Opponent	Score	RPI	S	Opponent	Score
4	A	NC State	55 66	47	N	Texas	52 69	66	N	Washington	80 73	150	H	Mt. St. Mary's	88 40				
10	A	Marquette	74 85					92	N	Missouri	70 54	253	H	Detroit Mercy	95 62				
												326	A	Western Mich.	79 42				
												348	H	LIU Brooklyn	83 38				

LAST 12 Division I GAMES:																			
66	N	Washington	80 73	92	N	Missouri	70 54	253	H	Detroit Mercy	95 62	326	A	Western Mich.	79 42	150	H	Mt. St. Mary's	88 40
47	N	Texas	52 69																
348	H	LIU Brooklyn	83 38																
10	A	Marquette	74 85																
4	A	NC State	55 66																

Non-Div I Games:

Mi chi gan

Average RPI	Win:	196	WON-LOST	WINNING	LAST 10	STRENGTH OF	OPP. STRENGTH	TEAM	ADJ.	CONF.	ADJ CONF.
Average RPI	Loss:	4	RECORD	PCT. RANK	GAMES	SCHEDULE	OF SCHEDULE	RPI	RPI	RPI	RPI
DIV. I ONLY		7- 1		26	1- 0	238	23	64	64	3	3
DIV. I NON-CONF.		7- 1		26	1- 0	238	23	64	64	3	3

TOTALS	RPI 1-25		RPI 26-50		W-L RECORDS	RPI 51-100		RPI 101-150		RPI 150+	
7- 1	0- 1		0- 0		OVERALL	0- 0		3- 0		4- 0	
5- 0	0- 0		0- 0		HOME	0- 0		3- 0		2- 0	
1- 0	0- 0		0- 0		AWAY	0- 0		0- 0		1- 0	
1- 1	0- 1		0- 0		NEUTRAL	0- 0		0- 0		1- 0	
7- 1	0- 1		0- 0		NON-CONFERENCE	0- 0		3- 0		4- 0	
5- 0	0- 0		0- 0		HOME	0- 0		3- 0		2- 0	
1- 0	0- 0		0- 0		AWAY	0- 0		0- 0		1- 0	
1- 1	0- 1		0- 0		NEUTRAL	0- 0		0- 0		1- 0	
0- 0	0- 0		0- 0		CONFERENCE	0- 0		0- 0		0- 0	
0- 0	0- 0		0- 0		HOME	0- 0		0- 0		0- 0	
0- 0	0- 0		0- 0		AWAY	0- 0		0- 0		0- 0	
0- 0	0- 0		0- 0		NEUTRAL	0- 0		0- 0		0- 0	

RPI 1-25				RPI 26-50				RPI 51-100				Team's RPI: 64				RPI 101+			
RPI	S	Opponent	Score	RPI	S	Opponent	Score	RPI	S	Opponent	Score	RPI	S	Opponent	Score	RPI	S	Opponent	Score
4	N	NC State	74 78													112	H	Wright St.	84 68
																144	H	Bowling Green	99 69
																146	H	Virginia	91 66
																210	H	Texas Southern	91 45
																224	A	Oakland	102 58
																251	N	Kennesaw St.	75 51
																283	H	ETSU	75 53

LAST 12 Division I GAMES:																			
				146	H	Virginia	91 66					224	A	Oakland	102 58				
				251	N	Kennesaw St.	75 51					210	H	Texas Southern	91 45				
				4	N	NC State	74 78												
				112	H	Wright St.	84 68												
				283	H	ETSU	75 53												
				144	H	Bowling Green	99 69												

Non-Div I Games:

Michigan St.

Average RPI	Win:	201	WON-LOST	WINNING	LAST 10	STRENGTH OF	OPP. STRENGTH	TEAM	ADJ.	CONF.	ADJ CONF.
Average RPI	Loss:	70	RECORD	PCT. RANK	GAMES	SCHEDULE	OF SCHEDULE	RPI	RPI	RPI	RPI
DIV. I ONLY		7- 2		50	1- 0	183	120	76	76	18	18
DIV. I NON-CONF.		7- 2		50	1- 0	183	120	76	76	18	18

TOTALS	RPI 1-25		RPI 26-50		W-L RECORDS	RPI 51-100		RPI 101-150		RPI 150+	
7- 2	0- 0		0- 1		OVERALL	0- 1		0- 0		7- 0	
3- 1	0- 0		0- 1		HOME	0- 0		0- 0		3- 0	
3- 1	0- 0		0- 0		AWAY	0- 1		0- 0		3- 0	
1- 0	0- 0		0- 0		NEUTRAL	0- 0		0- 0		1- 0	
7- 2	0- 0		0- 1		NON-CONFERENCE	0- 1		0- 0		7- 0	
3- 1	0- 0		0- 1		HOME	0- 0		0- 0		3- 0	
3- 1	0- 0		0- 0		AWAY	0- 1		0- 0		3- 0	
1- 0	0- 0		0- 0		NEUTRAL	0- 0		0- 0		1- 0	
0- 0	0- 0		0- 0		CONFERENCE	0- 0		0- 0		0- 0	
0- 0	0- 0		0- 0		HOME	0- 0		0- 0		0- 0	
0- 0	0- 0		0- 0		AWAY	0- 0		0- 0		0- 0	
0- 0	0- 0		0- 0		NEUTRAL	0- 0		0- 0		0- 0	

RPI	S	Opponent	Score	RPI	S	Opponent	Score	RPI	S	Opponent	Score	RPI	S	Opponent	Score
				50	H	Belmont	38 45	89	A	Tennessee Tech	64 68	157	H	Vanderbilt	65 58
												169	H	Georgia St.	69 54
												193	A	Furman	78 71
												195	A	Troy	67 64
												219	A	UNLV	66 62
												233	H	Mississippi Val.	101 51
												239	N	Dartmouth	70 58

LAST 12 Division I GAMES:															
				89	A	Tennessee Tech	64 68	219	A	UNLV	66 62				
				193	A	Furman	78 71	195	A	Troy	67 64				
				157	H	Vanderbilt	65 58	169	H	Georgia St.	69 54				
								239	N	Dartmouth	70 58				
								233	H	Mississippi Val.	101 51				
								50	H	Belmont	38 45				

Non-Div I Games:

Middle Tenn.

Average RPI	Win: 242	WON-LOST RECORD	WINNING PCT. RANK	LAST 10 GAMES	STRENGTH OF SCHEDULE	OPP. STRENGTH OF SCHEDULE	TEAM RPI	ADJ. RPI	CONF. RPI	ADJ. CONF. RPI
Average RPI	Loss: 69									
DIV. I ONLY	4- 5	188	1- 0	180	75	188	188	13	13	
DIV. I NON-CONF.	4- 5	188	1- 0	180	75	188	188	13	13	

TOTALS	RPI 1-25	RPI 26-50	W-L RECORDS	RPI 51-100	RPI 101-150	RPI 150+				
4- 5	0- 2	0- 1	OVERALL	0- 0	0- 2	4- 0				
2- 2	0- 1	0- 0	HOME	0- 0	0- 1	2- 0				
1- 3	0- 1	0- 1	AWAY	0- 0	0- 1	1- 0				
1- 0	0- 0	0- 0	NEUTRAL	0- 0	0- 0	1- 0				
4- 5	0- 2	0- 1	NON-CONFERENCE	0- 0	0- 2	4- 0				
2- 2	0- 1	0- 0	HOME	0- 0	0- 1	2- 0				
1- 3	0- 1	0- 1	AWAY	0- 0	0- 1	1- 0				
1- 0	0- 0	0- 0	NEUTRAL	0- 0	0- 0	1- 0				
0- 0	0- 0	0- 0	CONFERENCE	0- 0	0- 0	0- 0				
0- 0	0- 0	0- 0	HOME	0- 0	0- 0	0- 0				
0- 0	0- 0	0- 0	AWAY	0- 0	0- 0	0- 0				
0- 0	0- 0	0- 0	NEUTRAL	0- 0	0- 0	0- 0				

RPI 1-25				RPI 26-50				RPI 51-100				RPI 101+ Team's RPI: 188			
RPI	S	Opponent	Score	RPI	S	Opponent	Score	RPI	S	Opponent	Score	RPI	S	Opponent	Score
10	H	Marquette	74 83	43	A	Saint Mary's (CA)	71 73					135	H	Wisconsin	57 68
11	A	Indiana	66 68									145	A	Fresno St.	48 65
												173	N	UC Riverside	56 54
												194	A	North Dakota	64 46
												278	H	Columbia	78 65
												322	H	Purdue Fort Wayne	70 48

LAST 12 Division I GAMES:															
194	A	North Dakota	64 46	173	N	UC Riverside	56 54								
322	H	Purdue Fort Wayne	70 48	43	A	Saint Mary's (CA)	71 73								
10	H	Marquette	74 83	145	A	Fresno St.	48 65								
				278	H	Columbia	78 65								
				135	H	Wisconsin	57 68								
				11	A	Indiana	66 68								

Non-Div I Games:

Milwaukee

Average RPI Win:	169	WON-LOST	WINNING	LAST 10	STRENGTH OF	OPP. STRENGTH	TEAM	ADJ.	CONF.	ADJ CONF.
Average RPI Loss:	0	RECORD	PCT. RANK	GAMES	SCHEDULE	OF SCHEDULE	RPI	RPI	RPI	RPI
DIV. I ONLY	8- 0	1	1- 0	256	15	29	29	3	3	
DIV. I NON-CONF.	8- 0	1	1- 0	256	15	29	29	3	3	

TOTALS	RPI 1-25	RPI 26-50	W-L RECORDS	RPI 51-100	RPI 101-150	RPI 150+				
8- 0	1- 0	1- 0	OVERALL	0- 0	1- 0	5- 0				
7- 0	1- 0	0- 0	HOME	0- 0	1- 0	5- 0				
1- 0	0- 0	1- 0	AWAY	0- 0	0- 0	0- 0				
0- 0	0- 0	0- 0	NEUTRAL	0- 0	0- 0	0- 0				
8- 0	1- 0	1- 0	NON-CONFERENCE	0- 0	1- 0	5- 0				
7- 0	1- 0	0- 0	HOME	0- 0	1- 0	5- 0				
1- 0	0- 0	1- 0	AWAY	0- 0	0- 0	0- 0				
0- 0	0- 0	0- 0	NEUTRAL	0- 0	0- 0	0- 0				
0- 0	0- 0	0- 0	CONFERENCE	0- 0	0- 0	0- 0				
0- 0	0- 0	0- 0	HOME	0- 0	0- 0	0- 0				
0- 0	0- 0	0- 0	AWAY	0- 0	0- 0	0- 0				
0- 0	0- 0	0- 0	NEUTRAL	0- 0	0- 0	0- 0				

RPI 1-25	RPI 26-50	Team's RPI: 29	RPI 51-100	RPI 101+
RPI S Opponent Score	RPI S Opponent Score		RPI S Opponent Score	RPI S Opponent Score
12 H Syracuse 72 68	31 A Xavier 78 53			139 H San Diego 53 48
				153 H Air Force 67 50
				181 H Ark. -Pine Bluff 84 42
				249 H Cornell 65 45
				288 H Incarnate Word 75 39
				297 H New Hampshire 70 47

LAST 12 Division I GAMES:				
288 H Incarnate Word 75 39	31 A Xavier 78 53			
153 H Air Force 67 50	297 H New Hampshire 70 47			
12 H Syracuse 72 68				
249 H Cornell 65 45				
181 H Ark. -Pine Bluff 84 42				
139 H San Diego 53 48				

Non-Div I Games:

Minnesota

Average RPI Win:	153	WON-LOST	WINNING	LAST 10	STRENGTH OF	OPP. STRENGTH	TEAM	ADJ.	CONF.	ADJ CONF.
Average RPI Loss:	0	RECORD	PCT. RANK	GAMES	SCHEDULE	OF SCHEDULE	RPI	RPI	RPI	RPI
DIV. I ONLY	9- 0	1	1- 0	219	14	19	19	6	6	
DIV. I NON-CONF.	9- 0	1	1- 0	219	14	19	19	6	6	

TOTALS	RPI 1-25	RPI 26-50	W-L RECORDS	RPI 51-100	RPI 101-150	RPI 150+				
9- 0	1- 0	2- 0	OVERALL	0- 0	1- 0	5- 0				
6- 0	1- 0	1- 0	HOME	0- 0	0- 0	4- 0				
3- 0	0- 0	1- 0	AWAY	0- 0	1- 0	1- 0				
0- 0	0- 0	0- 0	NEUTRAL	0- 0	0- 0	0- 0				
9- 0	1- 0	2- 0	NON-CONFERENCE	0- 0	1- 0	5- 0				
6- 0	1- 0	1- 0	HOME	0- 0	0- 0	4- 0				
3- 0	0- 0	1- 0	AWAY	0- 0	1- 0	1- 0				
0- 0	0- 0	0- 0	NEUTRAL	0- 0	0- 0	0- 0				
0- 0	0- 0	0- 0	CONFERENCE	0- 0	0- 0	0- 0				
0- 0	0- 0	0- 0	HOME	0- 0	0- 0	0- 0				
0- 0	0- 0	0- 0	AWAY	0- 0	0- 0	0- 0				
0- 0	0- 0	0- 0	NEUTRAL	0- 0	0- 0	0- 0				

RPI	S	Opponent	Score	RPI	S	Opponent	Score	RPI	S	Opponent	Score	RPI	S	Opponent	Score
10	H	Marquette	87 82	28	H	Lamar University	104 53					146	A	Virginia	72 44
				47	A	Texas	67 49					176	A	Little Rock	98 63
												193	H	Furman	106 41
												203	H	Southeast Mo. St.	88 53
												255	H	Coppin St.	110 38
												317	H	Jackson St.	105 38

LAST 12 Division I GAMES:															
193	H	Furman	106 41	10	H	Marquette	87 82								
255	H	Coppin St.	110 38	47	A	Texas	67 49								
28	H	Lamar University	104 53	176	A	Little Rock	98 63								
146	A	Virginia	72 44	317	H	Jackson St.	105 38								
203	H	Southeast Mo. St.	88 53												

Non-Div I Games:

Mississippi St.

Average RPI Win: 345		WON-LOST	WINNING	LAST 10	STRENGTH OF		OPP. STRENGTH	TEAM	ADJ.	CONF.	ADJ CONF.
Average RPI Loss: 151		RECORD	PCT. RANK	GAMES	SCHEDULE		OF SCHEDULE	RPI	RPI	RPI	RPI
DIV. I ONLY		1- 6	300	0- 1	88		318	233	233	28	28
DIV. I NON-CONF.		1- 6	300	0- 1	88		318	233	233	28	28

TOTALS		RPI 1-25	RPI 26-50		W-L RECORDS		RPI 51-100	RPI 101-150	RPI 150+		
1- 6	0- 0		0- 1		OVERALL		0- 1	0- 0	1- 4		
0- 0	0- 0		0- 0		HOME		0- 0	0- 0	0- 0		
1- 5	0- 0		0- 1		AWAY		0- 1	0- 0	1- 3		
0- 1	0- 0		0- 0		NEUTRAL		0- 0	0- 0	0- 1		
1- 6	0- 0		0- 1		NON-CONFERENCE		0- 1	0- 0	1- 4		
0- 0	0- 0		0- 0		HOME		0- 0	0- 0	0- 0		
1- 5	0- 0		0- 1		AWAY		0- 1	0- 0	1- 3		
0- 1	0- 0		0- 0		NEUTRAL		0- 0	0- 0	0- 1		
0- 0	0- 0		0- 0		CONFERENCE		0- 0	0- 0	0- 0		
0- 0	0- 0		0- 0		HOME		0- 0	0- 0	0- 0		
0- 0	0- 0		0- 0		AWAY		0- 0	0- 0	0- 0		
0- 0	0- 0		0- 0		NEUTRAL		0- 0	0- 0	0- 0		

RPI 1-25				RPI 26-50				RPI 51-100				RPI 101+				Team's RPI: 233
RPI	S	Opponent	Score	RPI	S	Opponent	Score	RPI	S	Opponent	Score	RPI	S	Opponent	Score	
				40	A	TCU	47 96	76	A	Middle Tenn.	51 101	168	A	SMU	47 62	
												186	A	Nicholls St.	47 72	
												195	N	Troy	54 75	
												238	A	Southern Miss.	60 67	
												345	A	Austin Peay	95 89	

LAST 12 Division I GAMES:																
				186	A	Nicholls St.	47 72	195	N	Troy	54 75					
								238	A	Southern Miss.	60 67					
								76	A	Middle Tenn.	51 101					
								345	A	Austin Peay	95 89					
								168	A	SMU	47 62					
								40	A	TCU	47 96					

Non-Div I Games:

Mississippi Val.

M
i
s
s
o
u
r
i

Missouri				Through Games Of Dec. 8, 2018																			
Average RPI Win:		186	WON-LOST RECORD	WINNING PCT. RANK	LAST 10 GAMES	STRENGTH OF SCHEDULE	OPP. STRENGTH OF SCHEDULE	TEAM RPI	ADJ. RPI	CONF. RPI	ADJ CONF. RPI												
Average RPI Loss:		32																					
DIV. I ONLY			7- 2	50	1- 0	205	52	92	92	6	6												
DIV. I NON-CONF.			7- 2	50	1- 0	205	52	92	92	6	6												

TOTALS		RPI 1-25	RPI 26-50		W-L RECORDS		RPI 51-100	RPI 101-150	RPI 150+														
7- 2	0- 1	1- 1		OVERALL		1- 0	0- 0	5- 0															
3- 1	0- 1	0- 0		HOME		0- 0	0- 0	3- 0															
2- 0	0- 0	0- 0		AWAY		0- 0	0- 0	2- 0															
2- 1	0- 0	1- 1		NEUTRAL		1- 0	0- 0	0- 0															
7- 2	0- 1	1- 1		NON-CONFERENCE		1- 0	0- 0	5- 0															
3- 1	0- 1	0- 0		HOME		0- 0	0- 0	3- 0															
2- 0	0- 0	0- 0		AWAY		0- 0	0- 0	2- 0															
2- 1	0- 0	1- 1		NEUTRAL		1- 0	0- 0	0- 0															
0- 0	0- 0	0- 0		CONFERENCE		0- 0	0- 0	0- 0															
0- 0	0- 0	0- 0		HOME		0- 0	0- 0	0- 0															
0- 0	0- 0	0- 0		AWAY		0- 0	0- 0	0- 0															
0- 0	0- 0	0- 0		NEUTRAL		0- 0	0- 0	0- 0															

RPI 1-25			RPI 26-50			RPI 51-100		Team's RPI: 92		RPI 101+													
RPI S	Opponent		Score	RPI S	Opponent		Score	RPI S	Opponent		Score												
22	H	Green Bay	49 56	41	N	Michigan	54 70	75	N	Quinnipiac	65 51												
				45	N	Duke	62 54																
												206	H	SIUE	59 36								
												214	A	West Virginia	68 51								
												223	H	UMKC	66 59								
												263	A	Western Ill.	89 64								
												274	H	Missouri St.	65 61								

												LAST 12 Division I GAMES:											
												45	N	Duke	62 54	22	H	Green Bay	49 56				
												75	N	Quinnipiac	65 51	274	H	Missouri St.	65 61				
223	H	UMKC	66 59	263	A	Western Ill.	89 64																
214	A	West Virginia	68 51																				
41	N	Michigan	54 70																				
206	H	SIUE	59 36																				

M
i
s
s
o
u
r
i

Non-Div I Games:

Missouri

Average RPI Win:	299	WON-LOST	WINNING	LAST 10	STRENGTH OF	OPP. STRENGTH	TEAM	ADJ.	CONF.	ADJ CONF.
Average RPI Loss:	150	RECORD	PCT. RANK	GAMES	SCHEDULE	OF SCHEDULE	RPI	RPI	RPI	RPI
DIV. I ONLY	1- 5	294	0- 1	112	235	274	274	15	15	
DIV. I NON-CONF.	1- 5	294	0- 1	112	235	274	274	15	15	

TOTALS	RPI 1-25	RPI 26-50	W-L RECORDS	RPI 51-100	RPI 101-150	RPI 150+				
1- 5	0- 1	0- 0	OVERALL	0- 1	0- 1	1- 2				
1- 1	0- 1	0- 0	HOME	0- 0	0- 0	1- 0				
0- 4	0- 0	0- 0	AWAY	0- 1	0- 1	0- 2				
0- 0	0- 0	0- 0	NEUTRAL	0- 0	0- 0	0- 0				
1- 5	0- 1	0- 0	NON-CONFERENCE	0- 1	0- 1	1- 2				
1- 1	0- 1	0- 0	HOME	0- 0	0- 0	1- 0				
0- 4	0- 0	0- 0	AWAY	0- 1	0- 1	0- 2				
0- 0	0- 0	0- 0	NEUTRAL	0- 0	0- 0	0- 0				
0- 0	0- 0	0- 0	CONFERENCE	0- 0	0- 0	0- 0				
0- 0	0- 0	0- 0	HOME	0- 0	0- 0	0- 0				
0- 0	0- 0	0- 0	AWAY	0- 0	0- 0	0- 0				
0- 0	0- 0	0- 0	NEUTRAL	0- 0	0- 0	0- 0				

RPI 1-25				RPI 26-50				RPI 51-100				RPI 101+ Team's RPI: 274			
RPI	S	Opponent	Score	RPI	S	Opponent	Score	RPI	S	Opponent	Score	RPI	S	Opponent	Score
18	H	South Dakota	74 85					92	A	Missouri	61 65	130	A	Santa Clara	73 77
												234	A	Wichita St.	60 63
												276	A	North Texas	76 83
												299	H	Ball St.	74 54
LAST 12 Division I GAMES:															
299	H	Ball St.	74 54	18	H	South Dakota	74 85	92	A	Missouri	61 65	276	A	North Texas	76 83
												130	A	Santa Clara	73 77

Non-Div I Games:

Missouri St.

Average RPI	Win: 260	WON-LOST	WINNING	LAST 10	STRENGTH OF	OPP. STRENGTH	TEAM	ADJ.	CONF.	ADJ CONF.
Average RPI	Loss: 145	RECORD	PCT. RANK	GAMES	SCHEDULE	OF SCHEDULE	RPI	RPI	RPI	RPI
DIV. I ONLY	3- 5	217	0- 1	101	297	164	164	27	27	
DIV. I NON-CONF.	3- 5	217	0- 1	101	297	164	164	27	27	

TOTALS	RPI 1-25	RPI 26-50	W-L RECORDS	RPI 51-100	RPI 101-150	RPI 150+				
3- 5	0- 0	0- 1	OVERALL	0- 1	0- 1	3- 2				
1- 1	0- 0	0- 0	HOME	0- 1	0- 0	1- 0				
2- 4	0- 0	0- 1	AWAY	0- 0	0- 1	2- 2				
0- 0	0- 0	0- 0	NEUTRAL	0- 0	0- 0	0- 0				
3- 5	0- 0	0- 1	NON-CONFERENCE	0- 1	0- 1	3- 2				
1- 1	0- 0	0- 0	HOME	0- 1	0- 0	1- 0				
2- 4	0- 0	0- 1	AWAY	0- 0	0- 1	2- 2				
0- 0	0- 0	0- 0	NEUTRAL	0- 0	0- 0	0- 0				
0- 0	0- 0	0- 0	CONFERENCE	0- 0	0- 0	0- 0				
0- 0	0- 0	0- 0	HOME	0- 0	0- 0	0- 0				
0- 0	0- 0	0- 0	AWAY	0- 0	0- 0	0- 0				
0- 0	0- 0	0- 0	NEUTRAL	0- 0	0- 0	0- 0				

RPI 1-25				RPI 26-50				RPI 51-100				RPI 101+				Team's RPI: 164			
RPI	S	Opponent	Score	RPI	S	Opponent	Score	RPI	S	Opponent	Score	RPI	S	Opponent	Score				
				38	A	Virginia Tech	49 82					56	H	Bucknell	32 70	147	A	Lehigh	48 63
																174	A	East Carolina	67 73
																220	A	Sacred Heart	55 50
																225	A	George Washington	55 51
																311	A	Lafayette	69 73
																336	H	Albany (NY)	64 56
LAST 12 Division I GAMES:																			
				311	A	Lafayette	69 73					336	H	Albany (NY)	64 56				
				225	A	George Washington	55 51					38	A	Virginia Tech	49 82				
				220	A	Sacred Heart	55 50					147	A	Lehigh	48 63				
												174	A	East Carolina	67 73				
												56	H	Bucknell	32 70				

Non-Div I Games:

Monmouth

MontanaMontana

Non-Div I Games:	Providence (MT)	90	45
------------------	-----------------	----	----

Average RPI	Win: 228	WON-LOST	WINNING	LAST 10	STRENGTH OF	OPP. STRENGTH	TEAM	ADJ.	CONF.	ADJ CONF.
Average RPI	Loss: 45	RECORD	PCT. RANK	GAMES	SCHEDULE	OF SCHEDULE	RPI	RPI	RPI	RPI
DIV. I ONLY	3- 4	199	1- 0	106	64	108	108	10	10	
DIV. I NON-CONF.	3- 4	199	1- 0	106	64	108	108	10	10	

TOTALS	RPI 1-25	RPI 26-50	W-L RECORDS	RPI 51-100	RPI 101-150	RPI 150+				
3- 4	0- 1	0- 2	OVERALL	0- 1	0- 0	3- 0				
1- 0	0- 0	0- 0	HOME	0- 0	0- 0	1- 0				
1- 4	0- 1	0- 2	AWAY	0- 1	0- 0	1- 0				
1- 0	0- 0	0- 0	NEUTRAL	0- 0	0- 0	1- 0				
3- 4	0- 1	0- 2	NON-CONFERENCE	0- 1	0- 0	3- 0				
1- 0	0- 0	0- 0	HOME	0- 0	0- 0	1- 0				
1- 4	0- 1	0- 2	AWAY	0- 1	0- 0	1- 0				
1- 0	0- 0	0- 0	NEUTRAL	0- 0	0- 0	1- 0				
0- 0	0- 0	0- 0	CONFERENCE	0- 0	0- 0	0- 0				
0- 0	0- 0	0- 0	HOME	0- 0	0- 0	0- 0				
0- 0	0- 0	0- 0	AWAY	0- 0	0- 0	0- 0				
0- 0	0- 0	0- 0	NEUTRAL	0- 0	0- 0	0- 0				

RPI 1-25				RPI 26-50				RPI 51-100				RPI 101+ Team' s RPI : 108			
RPI	S	Opponent	Score	RPI	S	Opponent	Score	RPI	S	Opponent	Score	RPI	S	Opponent	Score
10	A	Marquette	52 100	40	A	TCU	49 71	86	A	SFA	53 60	196	A	Texas St.	67 59
				44	A	Wyomi ng	58 66					208	N	Del aware	69 60
												281	H	Long Beach St.	85 62
LAST 12 Division I GAMES:															
				196	A	Texas St.	67 59	40	A	TCU	49 71	86	A	SFA	53 60
								281	H	Long Beach St.	85 62	44	A	Wyomi ng	58 66
								208	N	Del aware	69 60	10	A	Marquette	52 100

Non-Div I Games: Carroll (MT) 64 48

Montana St.

Average RPI Win:	294	WON-LOST	WINNING	LAST 10	STRENGTH OF	OPP. STRENGTH	TEAM	ADJ.	CONF.	ADJ CONF.
Average RPI Loss:	125	RECORD	PCT. RANK	GAMES	SCHEDULE	OF SCHEDULE	RPI	RPI	RPI	RPI
DIV. I ONLY	5- 2	84	1- 0	305	306	216	216	22	22	
DIV. I NON-CONF.	5- 2	84	1- 0	305	306	216	216	22	22	

TOTALS	RPI 1-25	RPI 26-50	W-L RECORDS	RPI 51-100	RPI 101-150	RPI 150+				
5- 2	0- 1	0- 0	OVERALL	0- 0	0- 0	5- 1				
3- 1	0- 0	0- 0	HOME	0- 0	0- 0	3- 1				
2- 1	0- 1	0- 0	AWAY	0- 0	0- 0	2- 0				
0- 0	0- 0	0- 0	NEUTRAL	0- 0	0- 0	0- 0				
5- 2	0- 1	0- 0	NON-CONFERENCE	0- 0	0- 0	5- 1				
3- 1	0- 0	0- 0	HOME	0- 0	0- 0	3- 1				
2- 1	0- 1	0- 0	AWAY	0- 0	0- 0	2- 0				
0- 0	0- 0	0- 0	NEUTRAL	0- 0	0- 0	0- 0				
0- 0	0- 0	0- 0	CONFERENCE	0- 0	0- 0	0- 0				
0- 0	0- 0	0- 0	HOME	0- 0	0- 0	0- 0				
0- 0	0- 0	0- 0	AWAY	0- 0	0- 0	0- 0				
0- 0	0- 0	0- 0	NEUTRAL	0- 0	0- 0	0- 0				

RPI 1-25				RPI 26-50				RPI 51-100				RPI 101+ Team's RPI : 216											
RPI	S	Opponent	Score	RPI	S	Opponent	Score	RPI	S	Opponent	Score	RPI	S	Opponent	Score								
16	A	Kentucky	57 87									234	H	St. Francis Brooklyn	94 101								
												259	H	Valparaiso	68 62								
												264	A	Gardner-Webb	84 69								
												280	A	N. C. A&T	72 67								
												319	H	Chicago St.	104 68								
												347	H	Evansville	85 63								

LAST 12 Division I GAMES:																							
347	H	Evansville	85 63	280	A	N. C. A&T	72 67																
16	A	Kentucky	57 87																				
234	H	St. Francis Brooklyn	94 101																				
319	H	Chicago St.	104 68																				
259	H	Valparaiso	68 62																				
264	A	Gardner-Webb	84 69																				

Non-Div I Games: Alice Lloyd 121 56 Ky. Christian 119 28

Morehead St.

Average RPI Win: 0		WON-LOST	WINNING	LAST 10	STRENGTH OF		OPP. STRENGTH	TEAM	ADJ.	CONF.	ADJ CONF.
Average RPI Loss: 184		RECORD	PCT. RANK	GAMES	SCHEDULE		OF SCHEDULE	RPI	RPI	RPI	RPI
DIV. I ONLY		0- 8	326	0- 1	281		180	339	339	32	32
DIV. I NON-CONF.		0- 8	326	0- 1	281		180	339	339	32	32

TOTALS		RPI 1-25		RPI 26-50	W-L RECORDS		RPI 51-100	RPI 101-150		RPI 150+	
0- 8		0- 0		0- 1	OVERALL		0- 1	0- 0		0- 6	
0- 1		0- 0		0- 0	HOME		0- 0	0- 0		0- 1	
0- 4		0- 0		0- 0	AWAY		0- 1	0- 0		0- 3	
0- 3		0- 0		0- 1	NEUTRAL		0- 0	0- 0		0- 2	
0- 8		0- 0		0- 1	NON-CONFERENCE		0- 1	0- 0		0- 6	
0- 1		0- 0		0- 0	HOME		0- 0	0- 0		0- 1	
0- 4		0- 0		0- 0	AWAY		0- 1	0- 0		0- 3	
0- 3		0- 0		0- 1	NEUTRAL		0- 0	0- 0		0- 2	
0- 0		0- 0		0- 0	CONFERENCE		0- 0	0- 0		0- 0	
0- 0		0- 0		0- 0	HOME		0- 0	0- 0		0- 0	
0- 0		0- 0		0- 0	AWAY		0- 0	0- 0		0- 0	
0- 0		0- 0		0- 0	NEUTRAL		0- 0	0- 0		0- 0	

RPI 1-25				RPI 26-50				RPI 51-100				RPI 101+ Team's RPI: 339			
RPI	S	Opponent	Score	RPI	S	Opponent	Score	RPI	S	Opponent	Score	RPI	S	Opponent	Score
				27	N	Maryland	44 68	86	A	SFA	42 69	151	N	Georgia	33 60
												154	A	Hartford	59 80
												163	A	Western Ky.	43 90
												265	H	Central Conn. St.	36 60
												306	N	Niagara	57 67
												316	A	FIU	50 59
LAST 12 Division I GAMES:															
				151	N	Georgia	33 60	306	N	Niagara	57 67				
				86	A	SFA	42 69	316	A	FIU	50 59				
				154	A	Hartford	59 80	163	A	Western Ky.	43 90				
								265	H	Central Conn. St.	36 60				
								27	N	Maryland	44 68				

Non-Div I Games: Washington Adventist 60 43 Lincoln (PA) 46 51

Morgan St.

Average RPI Win: 330

Average RPI Loss: 164

WON-LOST
RECORDWINNING
PCT. RANKLAST 10
GAMESSTRENGTH OF
SCHEDULEOPP. STRENGTH
OF SCHEDULETEAM
RPIADJ.
RPICONF.
RPIADJ CONF.
RPIDIV. I ONLY
DIV. I NON-CONF.2- 3
2- 3207
2070- 1
0- 1313
313316
316320
320320
32022
2222
22

TOTALS

RPI 1-25

RPI 26-50

W-L RECORDS

RPI 51-100

RPI 101-150

RPI 150+

2- 3
2- 1
0- 2
0- 00- 0
0- 0
0- 0
0- 00- 0
0- 0
0- 0
0- 0OVERALL
HOME
AWAY
NEUTRAL0- 1
0- 0
0- 1
0- 00- 0
0- 0
0- 0
0- 02- 2
2- 1
0- 1
0- 02- 3
2- 1
0- 2
0- 00- 0
0- 0
0- 0
0- 00- 0
0- 0
0- 0
0- 0NON-CONFERENCE
HOME
AWAY
NEUTRAL0- 1
0- 0
0- 1
0- 00- 0
0- 0
0- 0
0- 02- 2
2- 1
0- 1
0- 00- 0
0- 0
0- 0
0- 00- 0
0- 0
0- 0
0- 00- 0
0- 0
0- 0
0- 0CONFERENCE
HOME
AWAY
NEUTRAL0- 0
0- 0
0- 0
0- 00- 0
0- 0
0- 0
0- 00- 0
0- 0
0- 0
0- 0

RPI 1-25

RPI S Opponent Score

RPI 26-50

RPI S Opponent Score

RPI 51-100

RPI S Opponent Score
67 A Butler 65 86

RPI 101+

Team's RPI: 320

RPI	S	Opponent	Score
197	A	Arkansas St.	63 74
229	H	Alabama A&M	53 59
313	H	Lipscomb	97 61
347	H	Evansville	81 53

LAST 12 Division I GAMES:

313	H	Lipscomb	97	61	229	H	Alabama A&M	53	59
67	A	Butler	65	86	197	A	Arkansas St.	63	74
347	H	Evansville	81	53					

Non-Div I Games:

Oakland City

113 55

Murray St.

Loss,
 Non-Conf, S Site,
 H Home
A Away
 N Neutral

Average RPI Win:	0	WON-LOST	WINNING	LAST 10	STRENGTH OF	OPP. STRENGTH	TEAM	ADJ.	CONF.	ADJ CONF.
Average RPI Loss:	203	RECORD	PCT. RANK	GAMES	SCHEDULE	OF SCHEDULE	RPI	RPI	RPI	RPI
DIV. I ONLY	0- 7	326	0- 1	289	305	344	344	32	32	
DIV. I NON-CONF.	0- 7	326	0- 1	289	305	344	344	32	32	

TOTALS	RPI 1-25	RPI 26-50	W-L RECORDS	RPI 51-100	RPI 101-150	RPI 150+				
0- 7	0- 1	0- 0	OVERALL	0- 0	0- 0	0- 6				
0- 4	0- 0	0- 0	HOME	0- 0	0- 0	0- 4				
0- 3	0- 1	0- 0	AWAY	0- 0	0- 0	0- 2				
0- 0	0- 0	0- 0	NEUTRAL	0- 0	0- 0	0- 0				
0- 7	0- 1	0- 0	NON-CONFERENCE	0- 0	0- 0	0- 6				
0- 4	0- 0	0- 0	HOME	0- 0	0- 0	0- 4				
0- 3	0- 1	0- 0	AWAY	0- 0	0- 0	0- 2				
0- 0	0- 0	0- 0	NEUTRAL	0- 0	0- 0	0- 0				
0- 0	0- 0	0- 0	CONFERENCE	0- 0	0- 0	0- 0				
0- 0	0- 0	0- 0	HOME	0- 0	0- 0	0- 0				
0- 0	0- 0	0- 0	AWAY	0- 0	0- 0	0- 0				
0- 0	0- 0	0- 0	NEUTRAL	0- 0	0- 0	0- 0				

RPI 1-25				RPI 26-50				RPI 51-100				RPI 101+ Team's RPI: 344			
RPI	S	Opponent	Score	RPI	S	Opponent	Score	RPI	S	Opponent	Score	RPI	S	Opponent	Score
25	A	Iowa	39 106									191	H	UNCW	82 89
												199	H	Elon	54 83
												201	A	Winthrop	41 66
												212	H	Coastal Caro.	66 89
												267	A	High Point	69 80
												324	H	USC Upstate	63 82

LAST 12 Division I GAMES:															
25	A	Iowa	39 106	212	H	Coastal Caro.	66 89								
201	A	Winthrop	41 66	324	H	USC Upstate	63 82								
199	H	Elon	54 83	191	H	UNCW	82 89								
267	A	High Point	69 80												

Non-Div I Games: Johnson & Wales (NC) 35 43

N. C. Central

Average RPI Win:	116	WON-LOST	WINNING	LAST 10	STRENGTH OF	OPP. STRENGTH	TEAM	ADJ.	CONF.	ADJ CONF.
Average RPI Loss:	0	RECORD	PCT. RANK	GAMES	SCHEDULE	OF SCHEDULE	RPI	RPI	RPI	RPI

DIV. I ONLY	10- 0	1	1- 0	29	57	4	4	1	1
DIV. I NON-CONF.	10- 0	1	1- 0	29	57	4	4	1	1

TOTALS	RPI 1-25	RPI 26-50	W-L RECORDS	RPI 51-100	RPI 101-150	RPI 150+			
10- 0	1- 0	2- 0	OVERALL	2- 0	0- 0	5- 0			
7- 0	1- 0	2- 0	HOME	1- 0	0- 0	3- 0			
1- 0	0- 0	0- 0	AWAY	0- 0	0- 0	1- 0			
2- 0	0- 0	0- 0	NEUTRAL	1- 0	0- 0	1- 0			
10- 0	1- 0	2- 0	NON-CONFERENCE	2- 0	0- 0	5- 0			
7- 0	1- 0	2- 0	HOME	1- 0	0- 0	3- 0			
1- 0	0- 0	0- 0	AWAY	0- 0	0- 0	1- 0			
2- 0	0- 0	0- 0	NEUTRAL	1- 0	0- 0	1- 0			
0- 0	0- 0	0- 0	CONFERENCE	0- 0	0- 0	0- 0			
0- 0	0- 0	0- 0	HOME	0- 0	0- 0	0- 0			
0- 0	0- 0	0- 0	AWAY	0- 0	0- 0	0- 0			
0- 0	0- 0	0- 0	NEUTRAL	0- 0	0- 0	0- 0			

RPI 1-25	Team's RPI: 4	RPI 26-50	RPI 51-100	RPI 101+
RPI S Opponent Score	RPI S Opponent Score	RPI S Opponent Score	RPI S Opponent Score	RPI S Opponent Score
23 H Old Domini on 85 56	41 H Mi chi gan 66 55	64 N Mi chi gan St. 78 74	157 H Vanderbi l t 74 54	
	50 H Bel mont 77 62	96 H Radford 75 58	162 H Hampton 83 51	
			165 H Kent St. 78 61	
			172 A Georgetown 76 65	
			225 N George Washi ngton 69 61	
LAST 12 Division I GAMES:				
172 A Georgetown 76 65	23 H Old Domini on 85 56	41 H Mi chi gan 66 55	225 N George Washi ngton 69 61	
162 H Hampton 83 51		64 N Mi chi gan St. 78 74		
165 H Kent St. 78 61		96 H Radford 75 58		
50 H Bel mont 77 62		157 H Vanderbi l t 74 54		

Non-Div I Games:

NC State

Average RPI Win:	327	WON-LOST	WINNING	LAST 10	STRENGTH OF	OPP. STRENGTH	TEAM	ADJ.	CONF.	ADJ CONF.
Average RPI Loss:	248	RECORD	PCT. RANK	GAMES	SCHEDULE	OF SCHEDULE	RPI	RPI	RPI	RPI
DIV. I ONLY	1- 8	317	0- 1	302	335	343	343	26	26	
DIV. I NON-CONF.	1- 8	317	0- 1	302	335	343	343	26	26	

TOTALS	RPI 1-25	RPI 26-50	W-L RECORDS	RPI 51-100	RPI 101-150	RPI 150+				
1- 8	0- 0	0- 0	OVERALL	0- 0	0- 1	1- 7				
1- 2	0- 0	0- 0	HOME	0- 0	0- 0	1- 2				
0- 6	0- 0	0- 0	AWAY	0- 0	0- 1	0- 5				
0- 0	0- 0	0- 0	NEUTRAL	0- 0	0- 0	0- 0				
1- 8	0- 0	0- 0	NON-CONFERENCE	0- 0	0- 1	1- 7				
1- 2	0- 0	0- 0	HOME	0- 0	0- 0	1- 2				
0- 6	0- 0	0- 0	AWAY	0- 0	0- 1	0- 5				
0- 0	0- 0	0- 0	NEUTRAL	0- 0	0- 0	0- 0				
0- 0	0- 0	0- 0	CONFERENCE	0- 0	0- 0	0- 0				
0- 0	0- 0	0- 0	HOME	0- 0	0- 0	0- 0				
0- 0	0- 0	0- 0	AWAY	0- 0	0- 0	0- 0				
0- 0	0- 0	0- 0	NEUTRAL	0- 0	0- 0	0- 0				

RPI 1-25				RPI 26-50				RPI 51-100				RPI 101+				Team's RPI: 343
RPI	S	Opponent	Score	RPI	S	Opponent	Score	RPI	S	Opponent	Score	RPI	S	Opponent	Score	
												134	A	Penn	42	85
												203	H	Southeast Mo. St.	58	68
												214	A	West Virginia	50	95
												236	A	Rider	46	67
												275	A	Saint Peter's	57	70
												287	A	Howard	57	77
												298	H	Vermont	63	71
												327	H	Western Caro.	79	71
												338	A	Fairleigh Dickinson	43	64

LAST 12 Division I GAMES:																
				298	H	Vermont	63	71	338	A	Fairleigh Dickinson	43	64			
				236	A	Rider	46	67	134	A	Penn	42	85			
				203	H	Southeast Mo. St.	58	68	214	A	West Virginia	50	95			
				327	H	Western Caro.	79	71	287	A	Howard	57	77			
									275	A	Saint Peter's	57	70			

Non-Div I Games:

NJIT

Average RPI Win:	223	WON-LOST	WINNING	LAST 10	STRENGTH OF	OPP. STRENGTH	TEAM	ADJ.	CONF.	ADJ CONF.
Average RPI Loss:	143	RECORD	PCT. RANK	GAMES	SCHEDULE	OF SCHEDULE	RPI	RPI	RPI	RPI
DIV. I ONLY	3- 3	160	1- 0	217	168	200	200	20	20	
DIV. I NON-CONF.	3- 3	160	1- 0	217	168	200	200	20	20	

TOTALS	RPI 1-25	RPI 26-50	W-L RECORDS	RPI 51-100	RPI 101-150	RPI 150+				
3- 3	0- 0	0- 0	OVERALL	0- 0	0- 2	3- 1				
1- 2	0- 0	0- 0	HOME	0- 0	0- 2	1- 0				
2- 1	0- 0	0- 0	AWAY	0- 0	0- 0	2- 1				
0- 0	0- 0	0- 0	NEUTRAL	0- 0	0- 0	0- 0				
3- 3	0- 0	0- 0	NON-CONFERENCE	0- 0	0- 2	3- 1				
1- 2	0- 0	0- 0	HOME	0- 0	0- 2	1- 0				
2- 1	0- 0	0- 0	AWAY	0- 0	0- 0	2- 1				
0- 0	0- 0	0- 0	NEUTRAL	0- 0	0- 0	0- 0				
0- 0	0- 0	0- 0	CONFERENCE	0- 0	0- 0	0- 0				
0- 0	0- 0	0- 0	HOME	0- 0	0- 0	0- 0				
0- 0	0- 0	0- 0	AWAY	0- 0	0- 0	0- 0				
0- 0	0- 0	0- 0	NEUTRAL	0- 0	0- 0	0- 0				

RPI 1-25	RPI 26-50	RPI 51-100	RPI 101+	Team's RPI: 200
RPI S Opponent Score	RPI S Opponent Score	RPI S Opponent Score	RPI S Opponent Score	
			111 H Marist 48 72	
			134 H Penn 61 65	
			153 A Air Force 54 47	
			185 A Norfolk St. 58 65	
			236 A Rider 66 60	
			280 H N. C. A&T 72 49	
LAST 12 Division I GAMES:				
236 A Rider 66 60	280 H N. C. A&T 72 49	153 A Air Force 54 47		
134 H Penn 61 65	185 A Norfolk St. 58 65			
111 H Marist 48 72				

Non-Div I Games: Catholic 81 36

Navy

Average RPI Win:	180	WON-LOST	WINNING	LAST 10	STRENGTH OF	OPP. STRENGTH	TEAM	ADJ.	CONF.	ADJ CONF.
Average RPI Loss:	72	RECORD	PCT. RANK	GAMES	SCHEDULE	OF SCHEDULE	RPI	RPI	RPI	RPI
DIV. I ONLY	4- 5	188	1- 0	62	80	123	123	3	3	
DIV. I NON-CONF.	4- 5	188	1- 0	62	80	123	123	3	3	

TOTALS	RPI 1-25	RPI 26-50	W-L RECORDS	RPI 51-100	RPI 101-150	RPI 150+				
4- 5	0- 3	0- 0	OVERALL	2- 0	0- 1	2- 1				
3- 1	0- 1	0- 0	HOME	1- 0	0- 0	2- 0				
0- 4	0- 2	0- 0	AWAY	0- 0	0- 1	0- 1				
1- 0	0- 0	0- 0	NEUTRAL	1- 0	0- 0	0- 0				
4- 5	0- 3	0- 0	NON-CONFERENCE	2- 0	0- 1	2- 1				
3- 1	0- 1	0- 0	HOME	1- 0	0- 0	2- 0				
0- 4	0- 2	0- 0	AWAY	0- 0	0- 1	0- 1				
1- 0	0- 0	0- 0	NEUTRAL	1- 0	0- 0	0- 0				
0- 0	0- 0	0- 0	CONFERENCE	0- 0	0- 0	0- 0				
0- 0	0- 0	0- 0	HOME	0- 0	0- 0	0- 0				
0- 0	0- 0	0- 0	AWAY	0- 0	0- 0	0- 0				
0- 0	0- 0	0- 0	NEUTRAL	0- 0	0- 0	0- 0				

RPI 1-25				RPI 26-50				RPI 51-100				RPI 101+ Team's RPI: 123			
RPI	S	Opponent	Score	RPI	S	Opponent	Score	RPI	S	Opponent	Score	RPI	S	Opponent	Score
8	A	Louisville	68 85					77	H	Kansas	58 52	118	A	Creighton	65 74
9	H	Drake	77 83					96	N	Radford	77 39	213	A	Washington St.	84 87
13	A	Miami (FL)	68 82									222	H	San Jose St.	96 63
												324	H	USC Upstate	87 64

LAST 12 Division I GAMES:															
222	H	San Jose St.	96 63	77	H	Kansas	58 52	118	A	Creighton	65 74	8	A	Louisville	68 85
324	H	USC Upstate	87 64	96	N	Radford	77 39	13	A	Miami (FL)	68 82	213	A	Washington St.	84 87
9	H	Drake	77 83												

Non-Div I Games:

Nebraska

Average RPI Win: 281

Average RPI Loss: 88

WON-LOST
RECORDWINNING
PCT. RANKLAST 10
GAMESSTRENGTH OF
SCHEDULEOPP. STRENGTH
OF SCHEDULETEAM
RPIADJ.
RPICONF.
RPIADJ CONF.
RPIDIV. I ONLY
DIV. I NON-CONF.1- 6
1- 6300
3000- 1
0- 133
33211
211204
204204
2049
99
9

TOTALS

RPI 1-25

RPI 26-50

W-L RECORDS

RPI 51-100

RPI 101-150

RPI 150+

1- 6 0- 1
0- 3 0- 1
1- 1 0- 0
0- 2 0- 00- 0
0- 0
0- 0
0- 0OVERALL
HOME
AWAY
NEUTRAL0- 2
0- 1
0- 0
0- 10- 3
0- 1
0- 1
0- 11- 0
0- 0
1- 0
0- 01- 6 0- 1
0- 3 0- 1
1- 1 0- 0
0- 2 0- 00- 0
0- 0
0- 0
0- 0NON-CONFERENCE
HOME
AWAY
NEUTRAL0- 2
0- 1
0- 0
0- 10- 3
0- 1
0- 1
0- 11- 0
0- 0
1- 0
0- 00- 0 0- 0
0- 0 0- 0
0- 0 0- 0
0- 0 0- 00- 0
0- 0
0- 0
0- 0CONFERENCE
HOME
AWAY
NEUTRAL0- 0
0- 0
0- 0
0- 00- 0
0- 0
0- 0
0- 00- 0
0- 0
0- 0
0- 0

RPI 1-25

RPI 26-50

RPI 51-100

RPI 101+

Team's RPI: 204

RPI S Opponent Score
17 H Colorado 52 65

RPI S Opponent Score

RPI S Opponent Score
72 H Southern California 51 72
83 N UC Davis 68 84RPI S Opponent Score
101 H Utah 52 74
125 N Northern Ill. 69 98
130 A Santa Clara 48 56
281 A Long Beach St. 76 67

LAST 12 Division I GAMES:

125 N Northern Ill. 69 98 281 A Long Beach St. 76 67
83 N UC Davis 68 84 130 A Santa Clara 48 56
72 H Southern California 51 72 101 H Utah 52 74
17 H Colorado 52 65N
e
v
a
d
aN
e
v
a
d
a

Non-Div I Games:

Nevada

Average RPI Win:	262	WON-LOST	WINNING	LAST 10	STRENGTH OF	OPP. STRENGTH	TEAM	ADJ.	CONF.	ADJ CONF.
Average RPI Loss:	157	RECORD	PCT. RANK	GAMES	SCHEDULE	OF SCHEDULE	RPI	RPI	RPI	RPI
DIV. I ONLY	1- 7	308	0- 0	138	260	297	297	24	24	
DIV. I NON-CONF.	1- 7	308	0- 0	138	260	297	297	24	24	

TOTALS	RPI 1-25	RPI 26-50	W-L RECORDS	RPI 51-100	RPI 101-150	RPI 150+				
1- 7	0- 0	0- 2	OVERALL	0- 1	0- 0	1- 4				
1- 1	0- 0	0- 0	HOME	0- 0	0- 0	1- 1				
0- 6	0- 0	0- 2	AWAY	0- 1	0- 0	0- 3				
0- 0	0- 0	0- 0	NEUTRAL	0- 0	0- 0	0- 0				
1- 7	0- 0	0- 2	NON-CONFERENCE	0- 1	0- 0	1- 4				
1- 1	0- 0	0- 0	HOME	0- 0	0- 0	1- 1				
0- 6	0- 0	0- 2	AWAY	0- 1	0- 0	0- 3				
0- 0	0- 0	0- 0	NEUTRAL	0- 0	0- 0	0- 0				
0- 0	0- 0	0- 0	CONFERENCE	0- 0	0- 0	0- 0				
0- 0	0- 0	0- 0	HOME	0- 0	0- 0	0- 0				
0- 0	0- 0	0- 0	AWAY	0- 0	0- 0	0- 0				
0- 0	0- 0	0- 0	NEUTRAL	0- 0	0- 0	0- 0				

RPI 1-25				RPI 26-50				RPI 51-100				RPI 101+				Team's RPI: 297
RPI	S	Opponent	Score	RPI	S	Opponent	Score	RPI	S	Opponent	Score	RPI	S	Opponent	Score	
				29	A	Minnesota	47 70	90	A	South Fla.	36 79	171	A	Boston U.	39 60	
				34	A	Northeastern	54 69					220	H	Sacred Heart	60 71	
												226	A	Brown	70 76	
												262	H	Bryant	79 74	
												329	A	North Dakota St.	51 56	

LAST 12 Division I GAMES:																
				34	A	Northeastern	54 69	90	A	South Fla.	36 79					
				220	H	Sacred Heart	60 71	171	A	Boston U.	39 60					
				226	A	Brown	70 76	262	H	Bryant	79 74					
				329	A	North Dakota St.	51 56									
				29	A	Minnesota	47 70									

Non-Div I Games: U New England 68 44

New Hampshire

Average RPI	Win:	184	WON-LOST	WINNING	LAST 10	STRENGTH OF	OPP. STRENGTH	TEAM	ADJ.	CONF.	ADJ CONF.
Average RPI	Loss:	37	RECORD	PCT. RANK	GAMES	SCHEDULE	OF SCHEDULE	RPI	RPI	RPI	RPI
DIV. I ONLY		7- 1		26	1- 0	135	109	54	54	9	9
DIV. I NON-CONF.		7- 1		26	1- 0	135	109	54	54	9	9

TOTALS	RPI 1-25		RPI 26-50		W-L RECORDS	RPI 51-100		RPI 101-150		RPI 150+	
7- 1	0- 0		0- 1		OVERALL	0- 0		2- 0		5- 0	
5- 1	0- 0		0- 1		HOME	0- 0		0- 0		5- 0	
2- 0	0- 0		0- 0		AWAY	0- 0		2- 0		0- 0	
0- 0	0- 0		0- 0		NEUTRAL	0- 0		0- 0		0- 0	
7- 1	0- 0		0- 1		NON-CONFERENCE	0- 0		2- 0		5- 0	
5- 1	0- 0		0- 1		HOME	0- 0		0- 0		5- 0	
2- 0	0- 0		0- 0		AWAY	0- 0		2- 0		0- 0	
0- 0	0- 0		0- 0		NEUTRAL	0- 0		0- 0		0- 0	
0- 0	0- 0		0- 0		CONFERENCE	0- 0		0- 0		0- 0	
0- 0	0- 0		0- 0		HOME	0- 0		0- 0		0- 0	
0- 0	0- 0		0- 0		AWAY	0- 0		0- 0		0- 0	
0- 0	0- 0		0- 0		NEUTRAL	0- 0		0- 0		0- 0	

RPI	S	Opponent	Score	RPI	S	Opponent	Score	RPI	S	Opponent	Score	RPI	S	Opponent	Score
				37	H	Auburn	76 79					132	A	Houston	89 84
												141	A	Northern Ariz.	84 55
												154	H	Hartford	72 65
												159	H	New Mexico St.	83 58
												166	H	Oklahoma	84 80
												196	H	Texas St.	82 51
												337	H	UTEP	69 51

LAST 12 Division I GAMES:															
154	H	Hartford	72 65	37	H	Auburn	76 79	141	A	Northern Ariz.	84 55	337	H	UTEP	69 51
196	H	Texas St.	82 51					159	H	New Mexico St.	83 58	166	H	Oklahoma	84 80
								132	A	Houston	89 84				

Non-Div I Games:

New Mexico

Average RPI	Win:	332	WON-LOST	WINNING	LAST 10	STRENGTH OF	OPP. STRENGTH	TEAM	ADJ.	CONF.	ADJ CONF.
Average RPI	Loss:	92	RECORD	PCT. RANK	GAMES	SCHEDULE	OF SCHEDULE	RPI	RPI	RPI	RPI
DIV. I ONLY		2- 2		160	0- 1	150	315	159	159	30	30
DIV. I NON-CONF.		2- 2		160	0- 1	150	315	159	159	30	30

TOTALS	RPI 1-25		RPI 26-50		W-L RECORDS	RPI 51-100		RPI 101-150		RPI 150+	
2- 2	0- 0		0- 0		OVERALL	0- 1		0- 1		2- 0	
0- 1	0- 0		0- 0		HOME	0- 0		0- 1		0- 0	
2- 1	0- 0		0- 0		AWAY	0- 1		0- 0		2- 0	
0- 0	0- 0		0- 0		NEUTRAL	0- 0		0- 0		0- 0	
2- 2	0- 0		0- 0		NON-CONFERENCE	0- 1		0- 1		2- 0	
0- 1	0- 0		0- 0		HOME	0- 0		0- 1		0- 0	
2- 1	0- 0		0- 0		AWAY	0- 1		0- 0		2- 0	
0- 0	0- 0		0- 0		NEUTRAL	0- 0		0- 0		0- 0	
0- 0	0- 0		0- 0		CONFERENCE	0- 0		0- 0		0- 0	
0- 0	0- 0		0- 0		HOME	0- 0		0- 0		0- 0	
0- 0	0- 0		0- 0		AWAY	0- 0		0- 0		0- 0	
0- 0	0- 0		0- 0		NEUTRAL	0- 0		0- 0		0- 0	

RPI 1-25				RPI 26-50				RPI 51-100				RPI 101+ Team's RPI: 159			
RPI	S	Opponent	Score	RPI	S	Opponent	Score	RPI	S	Opponent	Score	RPI	S	Opponent	Score
								54	A	New Mexico	58 83	129	H	Abilene Christian	46 58
												326	A	Western Mich.	66 54
												337	A	UTEP	69 65
LAST 12 Division I GAMES:															
								54	A	New Mexico	58 83				
								129	H	Abilene Christian	46 58				
								337	A	UTEP	69 65				
								326	A	Western Mich.	66 54				

Non-Div I Games: Tex. Permian Basin 70 38 Northern N.M. 101 51

New Mexico St.

Average RPI	Win:	292	WON-LOST	WINNING	LAST 10	STRENGTH OF	OPP. STRENGTH	TEAM	ADJ.	CONF.	ADJ CONF.
Average RPI	Loss:	157	RECORD	PCT. RANK	GAMES	SCHEDULE	OF SCHEDULE	RPI	RPI	RPI	RPI
DIV. I ONLY		1- 3		264	1- 0	161	287	241	241	23	23
DIV. I NON-CONF.		1- 3		264	1- 0	161	287	241	241	23	23

TOTALS	RPI 1-25		RPI 26-50		W-L RECORDS	RPI 51-100		RPI 101-150		RPI 150+	
1- 3	0- 0		0- 0		OVERALL	0- 0		0- 2		1- 1	
0- 1	0- 0		0- 0		HOME	0- 0		0- 0		0- 1	
1- 2	0- 0		0- 0		AWAY	0- 0		0- 2		1- 0	
0- 0	0- 0		0- 0		NEUTRAL	0- 0		0- 0		0- 0	
1- 3	0- 0		0- 0		NON-CONFERENCE	0- 0		0- 2		1- 1	
0- 1	0- 0		0- 0		HOME	0- 0		0- 0		0- 1	
1- 2	0- 0		0- 0		AWAY	0- 0		0- 2		1- 0	
0- 0	0- 0		0- 0		NEUTRAL	0- 0		0- 0		0- 0	
0- 0	0- 0		0- 0		CONFERENCE	0- 0		0- 0		0- 0	
0- 0	0- 0		0- 0		HOME	0- 0		0- 0		0- 0	
0- 0	0- 0		0- 0		AWAY	0- 0		0- 0		0- 0	
0- 0	0- 0		0- 0		NEUTRAL	0- 0		0- 0		0- 0	

RPI 1-25				RPI 26-50				RPI 51-100				RPI 101+ Team's RPI: 241			
RPI	S	Opponent	Score	RPI	S	Opponent	Score	RPI	S	Opponent	Score	RPI	S	Opponent	Score
												127	A	Pi ttsburgh	38 90
												136	A	Ri ce	56 67
												207	H	La. -Monroe	44 57
												292	A	Memphi s	66 59

LAST 12 Di vi si on I GAMES:															
				292	A	Memphi s	66 59	136	A	Ri ce	56 67				
								207	H	La. -Monroe	44 57				
								127	A	Pi ttsburgh	38 90				

Non-Di v I Games: Centenary (LA) 104 42 Trinity Baptist 93 38

New Orleans

Average RPI Win:	318	WON-LOST	WINNING	LAST 10	STRENGTH OF	OPP. STRENGTH	TEAM	ADJ.	CONF.	ADJ CONF.
Average RPI Loss:	176	RECORD	PCT. RANK	GAMES	SCHEDULE	OF SCHEDULE	RPI	RPI	RPI	RPI
DIV. I ONLY	2- 6	264	1- 0	264	217	306	306	27	27	
DIV. I NON-CONF.	2- 6	264	1- 0	264	217	306	306	27	27	

TOTALS	RPI 1-25	RPI 26-50	W-L RECORDS	RPI 51-100	RPI 101-150	RPI 150+				
2- 6	0- 1	0- 0	OVERALL	0- 1	0- 1	2- 3				
1- 2	0- 0	0- 0	HOME	0- 0	0- 0	1- 2				
0- 3	0- 1	0- 0	AWAY	0- 1	0- 0	0- 1				
1- 1	0- 0	0- 0	NEUTRAL	0- 0	0- 1	1- 0				
2- 6	0- 1	0- 0	NON-CONFERENCE	0- 1	0- 1	2- 3				
1- 2	0- 0	0- 0	HOME	0- 0	0- 0	1- 2				
0- 3	0- 1	0- 0	AWAY	0- 1	0- 0	0- 1				
1- 1	0- 0	0- 0	NEUTRAL	0- 0	0- 1	1- 0				
0- 0	0- 0	0- 0	CONFERENCE	0- 0	0- 0	0- 0				
0- 0	0- 0	0- 0	HOME	0- 0	0- 0	0- 0				
0- 0	0- 0	0- 0	AWAY	0- 0	0- 0	0- 0				
0- 0	0- 0	0- 0	NEUTRAL	0- 0	0- 0	0- 0				

RPI 1-25				RPI 26-50				RPI 51-100				RPI 101+				Team's RPI: 306
RPI	S	Opponent	Score	RPI	S	Opponent	Score	RPI	S	Opponent	Score	RPI	S	Opponent	Score	
5	A	Iowa St.	35 95					99	A	Buffalo	61 88	133	N	Yale	64 67	
												232	H	St. Bonaventure	48 76	
												287	H	Howard	61 68	
												296	H	Binghamton	79 72	
												301	A	Saint Joseph's	54 68	
												339	N	Morgan St.	67 57	
LAST 12 Division I GAMES:																
287	H	Howard	61 68	339	N	Morgan St.	67 57									
301	A	Saint Joseph's	54 68	133	N	Yale	64 67									
99	A	Buffalo	61 88	296	H	Binghamton	79 72									
5	A	Iowa St.	35 95													
232	H	St. Bonaventure	48 76													

Non-Div I Games:

Niagara

Average RPI Win:	260	WON-LOST	WINNING	LAST 10	STRENGTH OF	OPP. STRENGTH	TEAM	ADJ.	CONF.	ADJ CONF.
Average RPI Loss:	97	RECORD	PCT. RANK	GAMES	SCHEDULE	OF SCHEDULE	RPI	RPI	RPI	RPI
DIV. I ONLY	3- 5	217	0- 1	165	164	186	186	23	23	
DIV. I NON-CONF.	3- 5	217	0- 1	165	164	186	186	23	23	

TOTALS	RPI 1-25	RPI 26-50	W-L RECORDS	RPI 51-100	RPI 101-150	RPI 150+				
3- 5	0- 1	0- 2	OVERALL	0- 0	0- 0	3- 2				
1- 0	0- 0	0- 0	HOME	0- 0	0- 0	1- 0				
1- 4	0- 1	0- 2	AWAY	0- 0	0- 0	1- 1				
1- 1	0- 0	0- 0	NEUTRAL	0- 0	0- 0	1- 1				
3- 5	0- 1	0- 2	NON-CONFERENCE	0- 0	0- 0	3- 2				
1- 0	0- 0	0- 0	HOME	0- 0	0- 0	1- 0				
1- 4	0- 1	0- 2	AWAY	0- 0	0- 0	1- 1				
1- 1	0- 0	0- 0	NEUTRAL	0- 0	0- 0	1- 1				
0- 0	0- 0	0- 0	CONFERENCE	0- 0	0- 0	0- 0				
0- 0	0- 0	0- 0	HOME	0- 0	0- 0	0- 0				
0- 0	0- 0	0- 0	AWAY	0- 0	0- 0	0- 0				
0- 0	0- 0	0- 0	NEUTRAL	0- 0	0- 0	0- 0				

RPI 1-25				RPI 26-50				RPI 51-100				RPI 101+				Team's RPI: 186
RPI	S	Opponent	Score	RPI	S	Opponent	Score	RPI	S	Opponent	Score	RPI	S	Opponent	Score	
15	A	Baylor	39 100	30	A	Tulane	46 71					196	A	Texas St.	67 72	
				37	A	Auburn	59 80					208	N	Delaware	56 71	
												210	N	Texas Southern	58 57	
												233	H	Mississippi Val.	72 47	
												337	A	UTEP	58 56	
LAST 12 Division I GAMES:																
208	N	Delaware	56 71	196	A	Texas St.	67 72									
15	A	Baylor	39 100	30	A	Tulane	46 71									
				233	H	Mississippi Val.	72 47									
				210	N	Texas Southern	58 57									
				337	A	UTEP	58 56									
				37	A	Auburn	59 80									

Non-Div I Games: Southern-N.O. 86 49

Nicholls St.

Average RPI Win: 248

Average RPI Loss: 146

WON-LOST
RECORDWINNING
PCT. RANKLAST 10
GAMESSTRENGTH OF
SCHEDULEOPP. STRENGTH
OF SCHEDULETEAM
RPIADJ.
RPICONF.
RPIADJ CONF.
RPIDIV. I ONLY
DIV. I NON-CONF.2- 4
2- 4238
2381- 0
1- 074
74227
227185
185185
18532
3232
32

TOTALS

RPI 1-25

RPI 26-50

W-L RECORDS

RPI 51-100

RPI 101-150

RPI 150+

2- 4

0- 1

0- 0

OVERALL

0- 0

0- 1

2- 2

1- 1

0- 0

0- 0

HOME

0- 0

0- 0

1- 1

0- 3

0- 1

0- 0

AWAY

0- 0

0- 1

0- 1

1- 0

0- 0

0- 0

NEUTRAL

0- 0

0- 0

1- 0

2- 4

0- 1

0- 0

NON-CONFERENCE

0- 0

0- 1

2- 2

1- 1

0- 0

0- 0

HOME

0- 0

0- 0

1- 1

0- 3

0- 1

0- 0

AWAY

0- 0

0- 1

0- 1

1- 0

0- 0

0- 0

NEUTRAL

0- 0

0- 0

1- 0

0- 0

0- 0

0- 0

CONFERENCE

0- 0

0- 0

0- 0

0- 0

0- 0

0- 0

HOME

0- 0

0- 0

0- 0

0- 0

0- 0

0- 0

AWAY

0- 0

0- 0

0- 0

0- 0

0- 0

0- 0

NEUTRAL

0- 0

0- 0

0- 0

RPI 1-25

RPI 26-50

RPI 51-100

RPI 101+

Team's RPI: 185

RPI	S	Opponent	Score
23	A	Old Dominion	53 69

RPI	S	Opponent	Score
-----	---	----------	-------

RPI	S	Opponent	Score
-----	---	----------	-------

RPI	S	Opponent	Score
147	A	Lehigh	41 62
184	H	Campbell	49 57
200	H	Navy	65 58
231	A	Ole Miss	42 60
295	N	Liberty	66 53

LAST 12 Division I GAMES:

295	N	Liberty	66	53
147	A	Lehigh	41	62
184	H	Campbell	49	57
200	H	Navy	65	58
23	A	Old Dominion	53	69

231	A	Ole Miss	42	60
-----	---	----------	----	----

Non-Div I Games:

Cheyney

93 40

Norfolk St.

Average RPI Win:	236	WON-LOST	WINNING	LAST 10	STRENGTH OF	OPP. STRENGTH	TEAM	ADJ.	CONF.	ADJ CONF.
Average RPI Loss:	31	RECORD	PCT. RANK	GAMES	SCHEDULE	OF SCHEDULE	RPI	RPI	RPI	RPI
DIV. I ONLY	4- 1	48	0- 0	303	47	109	109	26	26	
DIV. I NON-CONF.	4- 1	48	0- 0	303	47	109	109	26	26	

TOTALS	RPI 1-25	RPI 26-50	W-L RECORDS	RPI 51-100	RPI 101-150	RPI 150+				
4- 1	0- 0	0- 1	OVERALL	0- 0	0- 0	4- 0				
1- 0	0- 0	0- 0	HOME	0- 0	0- 0	1- 0				
2- 1	0- 0	0- 1	AWAY	0- 0	0- 0	2- 0				
1- 0	0- 0	0- 0	NEUTRAL	0- 0	0- 0	1- 0				
4- 1	0- 0	0- 1	NON-CONFERENCE	0- 0	0- 0	4- 0				
1- 0	0- 0	0- 0	HOME	0- 0	0- 0	1- 0				
2- 1	0- 0	0- 1	AWAY	0- 0	0- 0	2- 0				
1- 0	0- 0	0- 0	NEUTRAL	0- 0	0- 0	1- 0				
0- 0	0- 0	0- 0	CONFERENCE	0- 0	0- 0	0- 0				
0- 0	0- 0	0- 0	HOME	0- 0	0- 0	0- 0				
0- 0	0- 0	0- 0	AWAY	0- 0	0- 0	0- 0				
0- 0	0- 0	0- 0	NEUTRAL	0- 0	0- 0	0- 0				

RPI 1-25				RPI 26-50				RPI 51-100				RPI 101+ Team's RPI: 109			
RPI	S	Opponent	Score	RPI	S	Opponent	Score	RPI	S	Opponent	Score	RPI	S	Opponent	Score
				31	A	Xavier	81 94					157	A	Vanderbil t	74 71
												203	N	Southeast Mo. St.	80 67
												257	H	Al abama St.	68 42
												327	A	Western Caro.	89 66
LAST 12 Division I GAMES:															
								31	A	Xavier	81 94				
								327	A	Western Caro.	89 66				
								203	N	Southeast Mo. St.	80 67				
								257	H	Al abama St.	68 42				
								157	A	Vanderbil t	74 71				

Non-Div I Games: Stillman 99 43 Martin Methodist 79 48 Lane 98 57 Blue Mountain (MS) 70 42 North Ala.

Average RPI Win:	130	WON-LOST	WINNING	LAST 10	STRENGTH OF	OPP. STRENGTH	TEAM	ADJ.	CONF.	ADJ CONF.
Average RPI Loss:	45	RECORD	PCT. RANK	GAMES	SCHEDULE	OF SCHEDULE	RPI	RPI	RPI	RPI
DIV. I ONLY	6- 4	124	1- 0	16	77	24	24	1	1	
DIV. I NON-CONF.	6- 4	124	1- 0	16	77	24	24	1	1	

TOTALS	RPI 1-25	RPI 26-50	W-L RECORDS	RPI 51-100	RPI 101-150	RPI 150+				
6- 4	0- 2	1- 0	OVERALL	2- 2	0- 0	3- 0				
3- 1	0- 0	0- 0	HOME	1- 1	0- 0	2- 0				
1- 2	0- 1	0- 0	AWAY	0- 1	0- 0	1- 0				
2- 1	0- 1	1- 0	NEUTRAL	1- 0	0- 0	0- 0				
6- 4	0- 2	1- 0	NON-CONFERENCE	2- 2	0- 0	3- 0				
3- 1	0- 0	0- 0	HOME	1- 1	0- 0	2- 0				
1- 2	0- 1	0- 0	AWAY	0- 1	0- 0	1- 0				
2- 1	0- 1	1- 0	NEUTRAL	1- 0	0- 0	0- 0				
0- 0	0- 0	0- 0	CONFERENCE	0- 0	0- 0	0- 0				
0- 0	0- 0	0- 0	HOME	0- 0	0- 0	0- 0				
0- 0	0- 0	0- 0	AWAY	0- 0	0- 0	0- 0				
0- 0	0- 0	0- 0	NEUTRAL	0- 0	0- 0	0- 0				

RPI	S	Opponent	Score	RPI	S	Opponent	Score	RPI	S	Opponent	Score	RPI	S	Opponent	Score
16	N	Kentucky	75 85	49	N	UCLA	83 49	53	H	Maine	73 85	165	H	Kent St.	73 60
17	A	Colorado	74 86					84	H	VCU	59 47	191	H	UNCW	82 55
								90	N	South Fla.	71 69	199	A	Elon	100 69
								95	A	Ohio St.	69 76				

LAST 12 Division I GAMES:															
191	H	UNCW	82 55	17	A	Colorado	74 86	53	H	Maine	73 85	84	H	VCU	59 47
95	A	Ohio St.	69 76	165	H	Kent St.	73 60	90	N	South Fla.	71 69	199	A	Elon	100 69
16	N	Kentucky	75 85					49	N	UCLA	83 49				

Non-Div I Games:

North Carolina

Average RPI Win:	232	WON-LOST	WINNING	LAST 10	STRENGTH OF	OPP. STRENGTH	TEAM	ADJ.	CONF.	ADJ CONF.
Average RPI Loss:	126	RECORD	PCT. RANK	GAMES	SCHEDULE	OF SCHEDULE	RPI	RPI	RPI	RPI
DIV. I ONLY	2- 6	264	0- 1	128	138	194	194	12	12	
DIV. I NON-CONF.	2- 6	264	0- 1	128	138	194	194	12	12	

TOTALS	RPI 1-25	RPI 26-50	W-L RECORDS	RPI 51-100	RPI 101-150	RPI 150+				
2- 6	0- 1	0- 0	OVERALL	0- 1	0- 2	2- 2				
0- 1	0- 0	0- 0	HOME	0- 0	0- 0	0- 1				
2- 5	0- 1	0- 0	AWAY	0- 1	0- 2	2- 1				
0- 0	0- 0	0- 0	NEUTRAL	0- 0	0- 0	0- 0				
2- 6	0- 1	0- 0	NON-CONFERENCE	0- 1	0- 2	2- 2				
0- 1	0- 0	0- 0	HOME	0- 0	0- 0	0- 1				
2- 5	0- 1	0- 0	AWAY	0- 1	0- 2	2- 1				
0- 0	0- 0	0- 0	NEUTRAL	0- 0	0- 0	0- 0				
0- 0	0- 0	0- 0	CONFERENCE	0- 0	0- 0	0- 0				
0- 0	0- 0	0- 0	HOME	0- 0	0- 0	0- 0				
0- 0	0- 0	0- 0	AWAY	0- 0	0- 0	0- 0				
0- 0	0- 0	0- 0	NEUTRAL	0- 0	0- 0	0- 0				

RPI 1-25				RPI 26-50				RPI 51-100				RPI 101+				Team's RPI: 194
RPI	S	Opponent	Score	RPI	S	Opponent	Score	RPI	S	Opponent	Score	RPI	S	Opponent	Score	
12	A	Syracuse	49 85					81	A	Rhode Island	63 77	103	A	UNI	60 64	
												115	A	Penn St.	68 75	
												188	H	Milwaukee	46 64	
												205	A	Massachusetts	59 52	
												258	A	Illinois St.	55 67	
												259	A	Valparaiso	62 56	

LAST 12 Division I GAMES:																
205	A	Massachusetts	59 52	188	H	Milwaukee	46 64									
81	A	Rhode Island	63 77	103	A	UNI	60 64									
115	A	Penn St.	68 75													
258	A	Illinois St.	55 67													
259	A	Valparaiso	62 56													
12	A	Syracuse	49 85													

Non-Div I Games:

North Dakota

Average RPI Win: 297

WON-LOST

WINNING

LAST 10

STRENGTH OF

OPP. STRENGTH

TEAM

ADJ.

CONF.

ADJ CONF.

Average RPI Loss: 161

RECORD

PCT. RANK

GAMES

SCHEDULE

OF SCHEDULE

RPI

RPI

RPI

RPI

DIV. I ONLY
DIV. I NON-CONF.1- 6
1- 6300
3000- 1
0- 1287
287178
178329
329329
32912
1212
12

TOTALS

RPI 1-25

RPI 26-50

W-L RECORDS

RPI 51-100

RPI 101-150

RPI 150+

1- 6

0- 0

0- 0

OVERALL

0- 1

0- 3

1- 2

1- 2

0- 0

0- 0

HOME

0- 0

0- 1

1- 1

0- 3

0- 0

0- 0

AWAY

0- 1

0- 2

0- 0

0- 1

0- 0

0- 0

NEUTRAL

0- 0

0- 0

0- 1

1- 6

0- 0

0- 0

NON-CONFERENCE

0- 1

0- 3

1- 2

1- 2

0- 0

0- 0

HOME

0- 0

0- 1

1- 1

0- 3

0- 0

0- 0

AWAY

0- 1

0- 2

0- 0

0- 1

0- 0

0- 0

NEUTRAL

0- 0

0- 0

0- 1

0- 0

0- 0

0- 0

CONFERENCE

0- 0

0- 0

0- 0

0- 0

0- 0

0- 0

HOME

0- 0

0- 0

0- 0

0- 0

0- 0

0- 0

AWAY

0- 0

0- 0

0- 0

0- 0

0- 0

0- 0

NEUTRAL

0- 0

0- 0

0- 0

RPI 1-25

RPI 26-50

RPI 51-100

RPI 101+

Team's RPI: 329

RPI S Opponent Score

RPI S Opponent Score

RPI S Opponent Score

RPI S Opponent Score

88 A Pacific 68 75

118 H Creighton 51 86

125 A Northern Ill. 63 81

135 A Wisconsin 53 64

223 H UMKC 59 69

276 N North Texas 78 92

297 H New Hampshire 56 51

LAST 12 Division I GAMES:

118 H Creighton 51 86

223 H UMKC 59 69

125 A Northern Ill. 63 81

276 N North Texas 78 92

88 A Pacific 68 75

135 A Wisconsin 53 64

297 H New Hampshire 56 51

North Dakota St.

North Dakota St.

Non-Div I Games:

Mayville St.

49 43

North Dakota St.

Average RPI Win: 344		WON-LOST		WINNING		LAST 10		STRENGTH OF		OPP. STRENGTH		TEAM		ADJ.		CONF.		ADJ CONF.	
Average RPI Loss: 60		RECORD		PCT. RANK		GAMES		SCHEDULE		OF SCHEDULE		RPI		RPI		RPI		RPI	
DIV. I ONLY		2- 3		207		0- 1		234		194		240		240		26		26	
DIV. I NON-CONF.		2- 3		207		0- 1		234		194		240		240		26		26	

TOTALS		RPI 1-25		RPI 26-50		W-L RECORDS		RPI 51-100		RPI 101-150		RPI 150+							
2- 3		0- 1		0- 1		OVERALL		0- 0		0- 1		2- 0							
2- 0		0- 0		0- 0		HOME		0- 0		0- 0		2- 0							
0- 3		0- 1		0- 1		AWAY		0- 0		0- 1		0- 0							
0- 0		0- 0		0- 0		NEUTRAL		0- 0		0- 0		0- 0							
2- 3		0- 1		0- 1		NON-CONFERENCE		0- 0		0- 1		2- 0							
2- 0		0- 0		0- 0		HOME		0- 0		0- 0		2- 0							
0- 3		0- 1		0- 1		AWAY		0- 0		0- 1		0- 0							
0- 0		0- 0		0- 0		NEUTRAL		0- 0		0- 0		0- 0							
0- 0		0- 0		0- 0		CONFERENCE		0- 0		0- 0		0- 0							
0- 0		0- 0		0- 0		HOME		0- 0		0- 0		0- 0							
0- 0		0- 0		0- 0		AWAY		0- 0		0- 0		0- 0							
0- 0		0- 0		0- 0		NEUTRAL		0- 0		0- 0		0- 0							

RPI 1-25				RPI 26-50				RPI 51-100				RPI 101+ Team's RPI: 240			
RPI	S	Opponent	Score	RPI	S	Opponent	Score	RPI	S	Opponent	Score	RPI	S	Opponent	Score
11	A	Indiana	52 75	46	A	Florida St.	53 74					122	A	Colorado St.	59 61
												342	H	Florida A&M	64 53
												346	H	Charleston So.	82 76
LAST 12 Division I GAMES:															
				122	A	Colorado St.	59 61								
				346	H	Charleston So.	82 76								
				11	A	Indiana	52 75								
				342	H	Florida A&M	64 53								
				46	A	Florida St.	53 74								

Non-Div I Games: Trinity Baptist 99 40

North Florida

Average RPI Win:	302	WON-LOST	WINNING	LAST 10	STRENGTH OF	OPP. STRENGTH	TEAM	ADJ.	CONF.	ADJ CONF.
Average RPI Loss:	88	RECORD	PCT. RANK	GAMES	SCHEDULE	OF SCHEDULE	RPI	RPI	RPI	RPI

DIV. I ONLY	3- 5	217	0- 1	276	84	276	276	18	18
DIV. I NON-CONF.	3- 5	217	0- 1	276	84	276	276	18	18
TOTALS	RPI 1-25	RPI 26-50	W-L RECORDS	RPI 51-100	RPI 101-150	RPI 150+			
3- 5	0- 0	0- 2	OVERALL	0- 1	0- 1	3- 1			
2- 2	0- 0	0- 1	HOME	0- 1	0- 0	2- 0			
0- 2	0- 0	0- 0	AWAY	0- 0	0- 1	0- 1			
1- 1	0- 0	0- 1	NEUTRAL	0- 0	0- 0	1- 0			
3- 5	0- 0	0- 2	NON-CONFERENCE	0- 1	0- 1	3- 1			
2- 2	0- 0	0- 1	HOME	0- 1	0- 0	2- 0			
0- 2	0- 0	0- 0	AWAY	0- 0	0- 1	0- 1			
1- 1	0- 0	0- 1	NEUTRAL	0- 0	0- 0	1- 0			
0- 0	0- 0	0- 0	CONFERENCE	0- 0	0- 0	0- 0			
0- 0	0- 0	0- 0	HOME	0- 0	0- 0	0- 0			
0- 0	0- 0	0- 0	AWAY	0- 0	0- 0	0- 0			
0- 0	0- 0	0- 0	NEUTRAL	0- 0	0- 0	0- 0			

RPI	S	Opponent	Score	RPI	S	Opponent	Score	RPI	S	Opponent	Score	RPI	S	Opponent	Score	Team's RPI: 276
44	N	Wyomi ng	49 53	47	H	Texas	54 64	74	H	Utah St.	41 57	106	A	Kansas St.	42 60	
												168	A	SMU	66 73	
												274	H	Mi ssouri St.	83 76	
												302	H	Houston Baptist	100 75	
												329	N	North Dakota St.	92 78	
LAST 12 Division I GAMES:																
106	A	Kansas St.	42 60	74	H	Utah St.	41 57	302	H	Houston Baptist	100 75	274	H	Mi ssouri St.	83 76	
47	H	Texas	54 64					168	A	SMU	66 73	329	N	North Dakota St.	92 78	
				44	N	Wyomi ng	49 53									

Non-Div I Games: Mid-Amer. Christian 82 35

North Texas

Average RPI Win:	183	WON-LOST	WINNING	LAST 10	STRENGTH OF	OPP. STRENGTH	TEAM	ADJ.	CONF.	ADJ CONF.
Average RPI Loss:	0	RECORD	PCT. RANK	GAMES	SCHEDULE	OF SCHEDULE	RPI	RPI	RPI	RPI
DIV. I ONLY	8- 0	1	1- 0	261	28	34	34	14	14	
DIV. I NON-CONF.	8- 0	1	1- 0	261	28	34	34	14	14	

TOTALS	RPI 1-25	RPI 26-50	W-L RECORDS	RPI 51-100	RPI 101-150	RPI 150+				
8- 0	0- 0	0- 0	OVERALL	1- 0	1- 0	6- 0				
5- 0	0- 0	0- 0	HOME	0- 0	1- 0	4- 0				
3- 0	0- 0	0- 0	AWAY	1- 0	0- 0	2- 0				
0- 0	0- 0	0- 0	NEUTRAL	0- 0	0- 0	0- 0				
8- 0	0- 0	0- 0	NON-CONFERENCE	1- 0	1- 0	6- 0				
5- 0	0- 0	0- 0	HOME	0- 0	1- 0	4- 0				
3- 0	0- 0	0- 0	AWAY	1- 0	0- 0	2- 0				
0- 0	0- 0	0- 0	NEUTRAL	0- 0	0- 0	0- 0				
0- 0	0- 0	0- 0	CONFERENCE	0- 0	0- 0	0- 0				
0- 0	0- 0	0- 0	HOME	0- 0	0- 0	0- 0				
0- 0	0- 0	0- 0	AWAY	0- 0	0- 0	0- 0				
0- 0	0- 0	0- 0	NEUTRAL	0- 0	0- 0	0- 0				

RPI 1-25				RPI 26-50				Team's RPI: 34				RPI 51-100				RPI 101+			
RPI	S	Opponent	Score	RPI	S	Opponent	Score	RPI	S	Opponent	Score	RPI	S	Opponent	Score	RPI	S	Opponent	Score
								85	A	Dayton	84 79	149	H	Fordham	58 54	153	H	Air Force	54 41
												158	A	Florida	79 66	171	H	Boston U.	81 51
												205	H	Massachusetts	53 52	247	A	Fairfield	59 50
												297	H	New Hampshire	69 54				
LAST 12 Division I GAMES:																			
247	A	Fairfield	59 50	297	H	New Hampshire	69 54	85	A	Dayton	84 79	149	H	Fordham	58 54	171	H	Boston U.	81 51
205	H	Massachusetts	53 52																
158	A	Florida	79 66																
153	H	Air Force	54 41																

Non-Div I Games:

Northeastern

Average RPI Win: 185
Average RPI Loss: 103

WON-LOST
RECORD

WINNING
PCT. RANK

LAST 10
GAMES

STRENGTH OF
SCHEDULE

OPP. STRENGTH
OF SCHEDULE

TEAM
RPI

ADJ.
RPI

CONF.
RPI

ADJ CONF.
RPI

DIV. I ONLY	4- 4	160	0- 1	129	91	141	141	10	10
DIV. I NON-CONF.	4- 4	160	0- 1	129	91	141	141	10	10

TOTALS	RPI 1-25	RPI 26-50	W-L RECORDS	RPI 51-100	RPI 101-150	RPI 150+			
4- 4	0- 0	0- 0	OVERALL	1- 2	1- 1	2- 1			
2- 1	0- 0	0- 0	HOME	0- 1	1- 0	1- 0			
2- 2	0- 0	0- 0	AWAY	1- 1	0- 1	1- 0			
0- 1	0- 0	0- 0	NEUTRAL	0- 0	0- 0	0- 1			
4- 4	0- 0	0- 0	NON-CONFERENCE	1- 2	1- 1	2- 1			
2- 1	0- 0	0- 0	HOME	0- 1	1- 0	1- 0			
2- 2	0- 0	0- 0	AWAY	1- 1	0- 1	1- 0			
0- 1	0- 0	0- 0	NEUTRAL	0- 0	0- 0	0- 1			
0- 0	0- 0	0- 0	CONFERENCE	0- 0	0- 0	0- 0			
0- 0	0- 0	0- 0	HOME	0- 0	0- 0	0- 0			
0- 0	0- 0	0- 0	AWAY	0- 0	0- 0	0- 0			
0- 0	0- 0	0- 0	NEUTRAL	0- 0	0- 0	0- 0			

RPI 1-25				RPI 26-50				RPI 51-100				RPI 101+ Team's RPI: 141			
RPI	S	Opponent	Score	RPI	S	Opponent	Score	RPI	S	Opponent	Score	RPI	S	Opponent	Score
								54	H	New Mexico	55 84	122	A	Colorado St.	54 65
								66	A	Washington	59 81	145	H	Fresno St.	86 73
								69	A	Loyola Marymount	63 62	168	N	SMU	48 55
												242	A	Seattle U	65 58
												284	H	Cal i forni a Baptist	91 88

LAST 12 Division I GAMES:															
122	A	Colorado St.	54 65	168	N	SMU	48 55	54	H	New Mexico	55 84				
69	A	Loyola Marymount	63 62												
284	H	Cal i forni a Baptist	91 88												
66	A	Washington	59 81												
242	A	Seattle U	65 58												
145	H	Fresno St.	86 73												

Non-Div I Games:

Northern Ariz.

Average RPI Win:	148	WON-LOST	WINNING	LAST 10	STRENGTH OF	OPP. STRENGTH	TEAM	ADJ.	CONF.	ADJ CONF.
Average RPI Loss:	69	RECORD	PCT. RANK	GAMES	SCHEDULE	OF SCHEDULE	RPI	RPI	RPI	RPI
DIV. I ONLY	4- 3	131	1- 0	47	58	33	33	10	10	
DIV. I NON-CONF.	4- 3	131	1- 0	47	58	33	33	10	10	

TOTALS	RPI 1-25	RPI 26-50	W-L RECORDS	RPI 51-100	RPI 101-150	RPI 150+				
4- 3	0- 1	0- 1	OVERALL	1- 0	1- 0	2- 1				
2- 0	0- 0	0- 0	HOME	1- 0	0- 0	1- 0				
2- 3	0- 1	0- 1	AWAY	0- 0	1- 0	1- 1				
0- 0	0- 0	0- 0	NEUTRAL	0- 0	0- 0	0- 0				
4- 3	0- 1	0- 1	NON-CONFERENCE	1- 0	1- 0	2- 1				
2- 0	0- 0	0- 0	HOME	1- 0	0- 0	1- 0				
2- 3	0- 1	0- 1	AWAY	0- 0	1- 0	1- 1				
0- 0	0- 0	0- 0	NEUTRAL	0- 0	0- 0	0- 0				
0- 0	0- 0	0- 0	CONFERENCE	0- 0	0- 0	0- 0				
0- 0	0- 0	0- 0	HOME	0- 0	0- 0	0- 0				
0- 0	0- 0	0- 0	AWAY	0- 0	0- 0	0- 0				
0- 0	0- 0	0- 0	NEUTRAL	0- 0	0- 0	0- 0				

RPI	S	Opponent	Score	RPI	S	Opponent	Score	Team's RPI: 33	RPI	S	Opponent	Score	RPI	S	Opponent	Score
17	A	Col orado	69 77	36	A	LSU	57 62		57	H	Denver	74 66	122	A	Colorado St.	53 47
													153	A	Air Force	57 69
													168	H	SMU	58 57
													246	A	San Franci sco	68 63

LAST 12 Division I GAMES:																
17	A	Col orado	69 77	168	H	SMU	58 57		57	A	Air Force	57 69				
				246	A	San Franci sco	68 63		122	A	Col orado St.	53 47				
				57	H	Denver	74 66		36	A	LSU	57 62				

Non-Div I Games:

Northern Colo.

Average RPI Win:	206	WON-LOST	WINNING	LAST 10	STRENGTH OF	OPP. STRENGTH	TEAM	ADJ.	CONF.	ADJ CONF.
Average RPI Loss:	63	RECORD	PCT. RANK	GAMES	SCHEDULE	OF SCHEDULE	RPI	RPI	RPI	RPI
DIV. I ONLY	5- 4	143	1- 0	186	42	125	125	11	11	
DIV. I NON-CONF.	5- 4	143	1- 0	186	42	125	125	11	11	

TOTALS	RPI 1-25	RPI 26-50	W-L RECORDS	RPI 51-100	RPI 101-150	RPI 150+				
5- 4	0- 2	0- 0	OVERALL	0- 1	2- 0	3- 1				
3- 0	0- 0	0- 0	HOME	0- 0	2- 0	1- 0				
0- 4	0- 2	0- 0	AWAY	0- 1	0- 0	0- 1				
2- 0	0- 0	0- 0	NEUTRAL	0- 0	0- 0	2- 0				
5- 4	0- 2	0- 0	NON-CONFERENCE	0- 1	2- 0	3- 1				
3- 0	0- 0	0- 0	HOME	0- 0	2- 0	1- 0				
0- 4	0- 2	0- 0	AWAY	0- 1	0- 0	0- 1				
2- 0	0- 0	0- 0	NEUTRAL	0- 0	0- 0	2- 0				
0- 0	0- 0	0- 0	CONFERENCE	0- 0	0- 0	0- 0				
0- 0	0- 0	0- 0	HOME	0- 0	0- 0	0- 0				
0- 0	0- 0	0- 0	AWAY	0- 0	0- 0	0- 0				
0- 0	0- 0	0- 0	NEUTRAL	0- 0	0- 0	0- 0				

RPI 1-25				RPI 26-50				RPI 51-100				RPI 101+				Team's RPI: 125
RPI	S	Opponent	Score	RPI	S	Opponent	Score	RPI	S	Opponent	Score	RPI	S	Opponent	Score	
5	A	Iowa St.	60 70					61	A	Montana	70 86	103	H	UNI	70 59	
11	A	Indiana	73 91									133	H	Yale	89 80	
												174	A	Southern Ill.	73 82	
												204	N	Nevada	98 69	
												263	N	Western Ill.	86 61	
												329	H	North Dakota St.	81 63	

LAST 12 Division I GAMES:																
204	N	Nevada	98 69	61	A	Montana	70 86	329	H	North Dakota St.	81 63					
103	H	UNI	70 59	11	A	Indiana	73 91	133	H	Yale	89 80					
5	A	Iowa St.	60 70													
263	N	Western Ill.	86 61													
174	A	Southern Ill.	73 82													

Non-Div I Games:

Northern Ill.

Average RPI Win: 0		WON-LOST RECORD		WINNING PCT. RANK		LAST 10 GAMES		STRENGTH OF SCHEDULE		OPP. STRENGTH OF SCHEDULE		TEAM RPI		ADJ. RPI		CONF. RPI		ADJ CONF. RPI	
Average RPI Loss: 207																			
DIV. I ONLY		0- 5		326		0- 1		239		343		341		341		13		13	
DIV. I NON-CONF.		0- 5		326		0- 1		239		343		341		341		13		13	
TOTALS		RPI 1-25		RPI 26-50		W-L RECORDS		RPI 51-100		RPI 101-150		RPI 150+							
0- 5		0- 0		0- 1		OVERALL		0- 0		0- 0		0- 4							
0- 2		0- 0		0- 1		HOME		0- 0		0- 0		0- 1							
0- 2		0- 0		0- 0		AWAY		0- 0		0- 0		0- 2							
0- 1		0- 0		0- 0		NEUTRAL		0- 0		0- 0		0- 1							
0- 5		0- 0		0- 1		NON-CONFERENCE		0- 0		0- 0		0- 4							
0- 2		0- 0		0- 1		HOME		0- 0		0- 0		0- 1							
0- 2		0- 0		0- 0		AWAY		0- 0		0- 0		0- 2							
0- 1		0- 0		0- 0		NEUTRAL		0- 0		0- 0		0- 1							
0- 0		0- 0		0- 0		CONFERENCE		0- 0		0- 0		0- 0							
0- 0		0- 0		0- 0		HOME		0- 0		0- 0		0- 0							
0- 0		0- 0		0- 0		AWAY		0- 0		0- 0		0- 0							
0- 0		0- 0		0- 0		NEUTRAL		0- 0		0- 0		0- 0							

RPI 1-25				RPI 26-50				RPI 51-100				RPI 101+ Team's RPI: 341			
RPI	S	Opponent	Score	RPI	S	Opponent	Score	RPI	S	Opponent	Score	RPI	S	Opponent	Score
				50	H	Belmont	53 71					165	A	Kent St.	61 62
												215	N	Akron	60 77
												258	H	Illinois St.	53 58
												345	A	Austin Peay	48 52
LAST 12 Division I GAMES:															
				50	H	Belmont	53 71	258	H	Illinois St.	53 58				
				215	N	Akron	60 77	345	A	Austin Peay	48 52				
				165	A	Kent St.	61 62								

Non-Div I Games: Alderson Broaddus 73 32

Northern Ky.

Average RPI	Win:	99	WON-LOST	WINNING	LAST 10	STRENGTH OF	OPP. STRENGTH	TEAM	ADJ.	CONF.	ADJ CONF.
Average RPI	Loss:	81	RECORD	PCT. RANK	GAMES	SCHEDULE	OF SCHEDULE	RPI	RPI	RPI	RPI
DIV. I ONLY		5- 2		84	0- 1	123	4	51	51	3	3
DIV. I NON-CONF.		5- 2		84	0- 1	123	4	51	51	3	3

TOTALS	RPI 1-25		RPI 26-50		W-L RECORDS	RPI 51-100		RPI 101-150		RPI 150+	
5- 2	1- 0		1- 1		OVERALL	1- 0		0- 1		2- 0	
3- 1	0- 0		1- 0		HOME	1- 0		0- 1		1- 0	
2- 1	1- 0		0- 1		AWAY	0- 0		0- 0		1- 0	
0- 0	0- 0		0- 0		NEUTRAL	0- 0		0- 0		0- 0	
5- 2	1- 0		1- 1		NON-CONFERENCE	1- 0		0- 1		2- 0	
3- 1	0- 0		1- 0		HOME	1- 0		0- 1		1- 0	
2- 1	1- 0		0- 1		AWAY	0- 0		0- 0		1- 0	
0- 0	0- 0		0- 0		NEUTRAL	0- 0		0- 0		0- 0	
0- 0	0- 0		0- 0		CONFERENCE	0- 0		0- 0		0- 0	
0- 0	0- 0		0- 0		HOME	0- 0		0- 0		0- 0	
0- 0	0- 0		0- 0		AWAY	0- 0		0- 0		0- 0	
0- 0	0- 0		0- 0		NEUTRAL	0- 0		0- 0		0- 0	

RPI	S	Opponent	Score	RPI	S	Opponent	Score	RPI	S	Opponent	Score	RPI	S	Opponent	Score
22	A	Green Bay	57 55	35	A	DePaul	60 76	60	H	UT Martin	90 64	127	H	Pittsburgh	49 52
				45	H	Duke	84 58					158	A	Florida	83 74
												209	H	UIC	87 44

Team's RPI: 51															
LAST 12 Division I GAMES:															
35	A	DePaul	60 76	158	A	Florida	83 74	60	H	UT Martin	90 64	45	H	Duke	84 58
127	H	Pittsburgh	49 52	209	H	UIC	87 44	22	A	Green Bay	57 55				

Non-Div I Games:

Northwestern

Average RPI Win: 350
Average RPI Loss: 168

WON-LOST
RECORD

WINNING
PCT. RANK

LAST 10
GAMES

STRENGTH OF
SCHEDULE

OPP. STRENGTH
OF SCHEDULE

TEAM
RPI

ADJ.
RPI

CONF.
RPI

ADJ CONF.
RPI

DIV. I ONLY
DIV. I NON-CONF.

1- 4
1- 4

290
290

0- 0
0- 0

298
298

275
275

331
331

331
331

23
23

23
23

TOTALS

RPI 1-25

RPI 26-50

W-L RECORDS

RPI 51-100

RPI 101-150

RPI 150+

1- 4

0- 0

0- 0

OVERALL

0- 1

0- 0

1- 3

1- 1

0- 0

0- 0

HOME

0- 0

0- 0

1- 1

0- 3

0- 0

0- 0

AWAY

0- 1

0- 0

0- 2

0- 0

0- 0

0- 0

NEUTRAL

0- 0

0- 0

0- 0

1- 4

0- 0

0- 0

NON-CONFERENCE

0- 1

0- 0

1- 3

1- 1

0- 0

0- 0

HOME

0- 0

0- 0

1- 1

0- 3

0- 0

0- 0

AWAY

0- 1

0- 0

0- 2

0- 0

0- 0

0- 0

NEUTRAL

0- 0

0- 0

0- 0

0- 0

0- 0

0- 0

CONFERENCE

0- 0

0- 0

0- 0

0- 0

0- 0

0- 0

HOME

0- 0

0- 0

0- 0

0- 0

0- 0

0- 0

AWAY

0- 0

0- 0

0- 0

0- 0

0- 0

0- 0

NEUTRAL

0- 0

0- 0

0- 0

RPI 1-25

RPI 26-50

RPI 51-100

RPI 101+

Team's RPI: 331

RPI S Opponent Score

RPI S Opponent Score

RPI S Opponent Score

RPI S Opponent Score

59 A Arkansas 53 98

166 A Oklahoma 56 93

207 H La. -Monroe 55 63

238 A Southern Mi ss. 54 69

350 H Al corn 78 65

LAST 12 Division I GAMES:

350 H Al corn 78 65
166 A Oklahoma 56 93
59 A Arkansas 53 98

207 H La. -Monroe 55 63
238 A Southern Mi ss. 54 69

Non-Div I Games:

Loyola (LA)

71 66

LeTourneau

100 40

Centenary (LA)

94 51

Northwestern St.

Average RPI	Win:	71	WON-LOST	WINNING	LAST 10	STRENGTH OF	OPP. STRENGTH	TEAM	ADJ.	CONF.	ADJ CONF.
Average RPI	Loss:	2	RECORD	PCT. RANK	GAMES	SCHEDULE	OF SCHEDULE	RPI	RPI	RPI	RPI
DIV. I ONLY		8- 1	21	1- 0	2	82	1	1	1	1	1
DIV. I NON-CONF.		8- 1	21	1- 0	2	82	1	1	1	1	1

TOTALS	RPI 1-25		RPI 26-50		W-L RECORDS	RPI 51-100	RPI 101-150		RPI 150+		
8- 1	3- 1		1- 0		OVERALL	2- 0	1- 0		1- 0		
3- 1	1- 1		0- 0		HOME	0- 0	1- 0		1- 0		
2- 0	0- 0		1- 0		AWAY	1- 0	0- 0		0- 0		
3- 0	2- 0		0- 0		NEUTRAL	1- 0	0- 0		0- 0		
8- 1	3- 1		1- 0		NON-CONFERENCE	2- 0	1- 0		1- 0		
3- 1	1- 1		0- 0		HOME	0- 0	1- 0		1- 0		
2- 0	0- 0		1- 0		AWAY	1- 0	0- 0		0- 0		
3- 0	2- 0		0- 0		NEUTRAL	1- 0	0- 0		0- 0		
0- 0	0- 0		0- 0		CONFERENCE	0- 0	0- 0		0- 0		
0- 0	0- 0		0- 0		HOME	0- 0	0- 0		0- 0		
0- 0	0- 0		0- 0		AWAY	0- 0	0- 0		0- 0		
0- 0	0- 0		0- 0		NEUTRAL	0- 0	0- 0		0- 0		

RPI	S	Opponent	Score	RPI	S	Opponent	Score	RPI	S	Opponent	Score	RPI	S	Opponent	Score
2	H	UConn	71 89	35	A	DePaul	101 77	79	A	Toledo	72 56	134	H	Penn	75 55
9	N	Drake	82 64					87	N	Oregon St.	91 81	183	H	Harvard	103 58
14	N	Gonzaga	81 65												
25	H	Iowa	105 71												

LAST 12 Division I GAMES:															
87	N	Oregon St.	91 81	2	H	UConn	71 89	25	H	Iowa	105 71	14	N	Gonzaga	81 65
9	N	Drake	82 64	35	A	DePaul	101 77	134	H	Penn	75 55	183	H	Harvard	103 58
79	A	Toledo	72 56												

Non-Div I Games:

Notre Dame

Average RPI Win:	323	WON-LOST	WINNING	LAST 10	STRENGTH OF	OPP. STRENGTH	TEAM	ADJ.	CONF.	ADJ CONF.
Average RPI Loss:	125	RECORD	PCT. RANK	GAMES	SCHEDULE	OF SCHEDULE	RPI	RPI	RPI	RPI
DIV. I ONLY	1- 7	308	0- 1	20	331	224	224	13	13	
DIV. I NON-CONF.	1- 7	308	0- 1	20	331	224	224	13	13	

TOTALS	RPI 1-25	RPI 26-50	W-L RECORDS	RPI 51-100	RPI 101-150	RPI 150+				
1- 7	0- 1	0- 0	OVERALL	0- 2	0- 1	1- 3				
1- 2	0- 1	0- 0	HOME	0- 1	0- 0	1- 0				
0- 4	0- 0	0- 0	AWAY	0- 1	0- 1	0- 2				
0- 1	0- 0	0- 0	NEUTRAL	0- 0	0- 0	0- 1				
1- 7	0- 1	0- 0	NON-CONFERENCE	0- 2	0- 1	1- 3				
1- 2	0- 1	0- 0	HOME	0- 1	0- 0	1- 0				
0- 4	0- 0	0- 0	AWAY	0- 1	0- 1	0- 2				
0- 1	0- 0	0- 0	NEUTRAL	0- 0	0- 0	0- 1				
0- 0	0- 0	0- 0	CONFERENCE	0- 0	0- 0	0- 0				
0- 0	0- 0	0- 0	HOME	0- 0	0- 0	0- 0				
0- 0	0- 0	0- 0	AWAY	0- 0	0- 0	0- 0				
0- 0	0- 0	0- 0	NEUTRAL	0- 0	0- 0	0- 0				

RPI 1-25				RPI 26-50				RPI 51-100				RPI 101+				Team's RPI: 224
RPI	S	Opponent	Score	RPI	S	Opponent	Score	RPI	S	Opponent	Score	RPI	S	Opponent	Score	
11	H	Indiana	32 59					52	A	Central Mich.	61 104	110	A	Bradley	64 73	
								64	H	Michigan St.	58 102	165	A	Kent St.	65 75	
												215	N	Akron	65 85	
												258	A	Illinois St.	56 62	
												323	H	Canisius	71 60	
LAST 12 Division I GAMES:																
64	H	Michigan St.	58 102	11	H	Indiana	32 59	52	A	Central Mich.	61 104					
110	A	Bradley	64 73													
258	A	Illinois St.	56 62													
323	H	Canisius	71 60													
165	A	Kent St.	65 75													
215	N	Akron	65 85													

Non-Div I Games: Grace Bible (MI) 94 48

Oakland

Average RPI	Win:	202	WON-LOST	WINNING	LAST 10	STRENGTH OF	OPP. STRENGTH	TEAM	ADJ.	CONF.	ADJ CONF.
Average RPI	Loss:	0	RECORD	PCT. RANK	GAMES	SCHEDULE	OF SCHEDULE	RPI	RPI	RPI	RPI
DIV. I ONLY		8- 0		1	1- 0	328	20	81	81	11	11
DIV. I NON-CONF.		8- 0		1	1- 0	328	20	81	81	11	11

TOTALS	RPI 1-25		RPI 26-50		W-L RECORDS	RPI 51-100		RPI 101-150		RPI 150+	
8- 0	0- 0		1- 0		OVERALL	1- 0		0- 0		6- 0	
6- 0	0- 0		0- 0		HOME	1- 0		0- 0		5- 0	
0- 0	0- 0		0- 0		AWAY	0- 0		0- 0		0- 0	
2- 0	0- 0		1- 0		NEUTRAL	0- 0		0- 0		1- 0	
8- 0	0- 0		1- 0		NON-CONFERENCE	1- 0		0- 0		6- 0	
6- 0	0- 0		0- 0		HOME	1- 0		0- 0		5- 0	
0- 0	0- 0		0- 0		AWAY	0- 0		0- 0		0- 0	
2- 0	0- 0		1- 0		NEUTRAL	0- 0		0- 0		1- 0	
0- 0	0- 0		0- 0		CONFERENCE	0- 0		0- 0		0- 0	
0- 0	0- 0		0- 0		HOME	0- 0		0- 0		0- 0	
0- 0	0- 0		0- 0		AWAY	0- 0		0- 0		0- 0	
0- 0	0- 0		0- 0		NEUTRAL	0- 0		0- 0		0- 0	

RPI	S	Opponent	Score	RPI	S	Opponent	Score	RPI	S	Opponent	Score	RPI	S	Opponent	Score
				28	N	Lamar University	87 62	78	H	Purdue	80 73	191	H	UNCW	95 72
												232	N	St. Bonaventure	70 53
												255	H	Coppin St.	87 62
												261	H	Eastern Ky.	100 60
												277	H	Cleveland St.	72 54
												296	H	Binghamton	86 49

LAST 12 Division I GAMES:															
				232	N	St. Bonaventure	70 53	255	H	Coppin St.	87 62				
				261	H	Eastern Ky.	100 60	78	H	Purdue	80 73				
				296	H	Binghamton	86 49	277	H	Cleveland St.	72 54				
				191	H	UNCW	95 72	28	N	Lamar University	87 62				

Non-Div I Games:

Ohio

Average RPI Win:	155	WON-LOST	WINNING	LAST 10	STRENGTH OF	OPP. STRENGTH	TEAM	ADJ.	CONF.	ADJ CONF.
Average RPI Loss:	53	RECORD	PCT. RANK	GAMES	SCHEDULE	OF SCHEDULE	RPI	RPI	RPI	RPI
DIV. I ONLY	3- 3	160	0- 1	38	26	95	95	3	3	
DIV. I NON-CONF.	3- 3	160	0- 1	38	26	95	95	3	3	

TOTALS	RPI 1-25	RPI 26-50	W-L RECORDS	RPI 51-100	RPI 101-150	RPI 150+				
3- 3	1- 1	0- 0	OVERALL	0- 2	0- 0	2- 0				
3- 1	1- 0	0- 0	HOME	0- 1	0- 0	2- 0				
0- 2	0- 1	0- 0	AWAY	0- 1	0- 0	0- 0				
0- 0	0- 0	0- 0	NEUTRAL	0- 0	0- 0	0- 0				
3- 3	1- 1	0- 0	NON-CONFERENCE	0- 2	0- 0	2- 0				
3- 1	1- 0	0- 0	HOME	0- 1	0- 0	2- 0				
0- 2	0- 1	0- 0	AWAY	0- 1	0- 0	0- 0				
0- 0	0- 0	0- 0	NEUTRAL	0- 0	0- 0	0- 0				
0- 0	0- 0	0- 0	CONFERENCE	0- 0	0- 0	0- 0				
0- 0	0- 0	0- 0	HOME	0- 0	0- 0	0- 0				
0- 0	0- 0	0- 0	AWAY	0- 0	0- 0	0- 0				
0- 0	0- 0	0- 0	NEUTRAL	0- 0	0- 0	0- 0				

RPI	S	Opponent	Score	RPI	S	Opponent	Score	RPI	S	Opponent	Score	RPI	S	Opponent	Score
2	A	UConn	53 85					66	A	Washington	59 69	187	H	Cincinnati	69 56
24	H	North Carolina	76 69					90	H	South Fla.	47 71	253	H	Detroit Mercy	55 41
LAST 12 Division I GAMES:															
66	A	Washington	59 69	24	H	North Carolina	76 69	2	A	UConn	53 85	253	H	Detroit Mercy	55 41
187	H	Cincinnati	69 56					90	H	South Fla.	47 71				

Non-Div I Games:

Ohio St.

Average RPI Win:	268	WON-LOST	WINNING	LAST 10	STRENGTH OF	OPP. STRENGTH	TEAM	ADJ.	CONF.	ADJ CONF.
Average RPI Loss:	78	RECORD	PCT. RANK	GAMES	SCHEDULE	OF SCHEDULE	RPI	RPI	RPI	RPI
DIV. I ONLY	3- 5	217	0- 1	45	222	166	166	5	5	
DIV. I NON-CONF.	3- 5	217	0- 1	45	222	166	166	5	5	

TOTALS	RPI 1-25	RPI 26-50	W-L RECORDS	RPI 51-100	RPI 101-150	RPI 150+				
3- 5	0- 0	0- 2	OVERALL	0- 2	0- 0	3- 1				
3- 0	0- 0	0- 0	HOME	0- 0	0- 0	3- 0				
0- 3	0- 0	0- 1	AWAY	0- 2	0- 0	0- 0				
0- 2	0- 0	0- 1	NEUTRAL	0- 0	0- 0	0- 1				
3- 5	0- 0	0- 2	NON-CONFERENCE	0- 2	0- 0	3- 1				
3- 0	0- 0	0- 0	HOME	0- 0	0- 0	3- 0				
0- 3	0- 0	0- 1	AWAY	0- 2	0- 0	0- 0				
0- 2	0- 0	0- 1	NEUTRAL	0- 0	0- 0	0- 1				
0- 0	0- 0	0- 0	CONFERENCE	0- 0	0- 0	0- 0				
0- 0	0- 0	0- 0	HOME	0- 0	0- 0	0- 0				
0- 0	0- 0	0- 0	AWAY	0- 0	0- 0	0- 0				
0- 0	0- 0	0- 0	NEUTRAL	0- 0	0- 0	0- 0				

RPI	S	Opponent	Score	RPI	S	Opponent	Score	RPI	S	Opponent	Score	RPI	S	Opponent	Score	Team's RPI: 166
37	A	Auburn	79 95	54	A	New Mexico	80 84	160	N	UAB	84 89	163	H	Western Ky.	90 83	
48	N	Clemson	62 74	90	A	South Fla.	70 87	310	H	Central Ark.	65 52	331	H	Northwestern St.	93 56	
LAST 12 Division I GAMES:																
37	A	Auburn	79 95	48	N	Clemson	62 74	160	N	UAB	84 89	310	H	Central Ark.	65 52	
54	A	New Mexico	80 84	90	A	South Fla.	70 87	163	H	Western Ky.	90 83					
331	H	Northwestern St.	93 56													
163	H	Western Ky.	90 83													

Non-Div I Games:

Oklahoma

Average RPI	Win: 225	WON-LOST	WINNING	LAST 10	STRENGTH OF	OPP. STRENGTH	TEAM	ADJ.	CONF.	ADJ CONF.
Average RPI	Loss: 21	RECORD	PCT. RANK	GAMES	SCHEDULE	OF SCHEDULE	RPI	RPI	RPI	RPI
DIV. I ONLY	7- 1	26	1- 0	253	76	105	105	5	5	
DIV. I NON-CONF.	7- 1	26	1- 0	253	76	105	105	5	5	
<hr/>										
TOTALS	RPI 1-25	RPI 26-50	W-L RECORDS	RPI 51-100	RPI 101-150	RPI 150+				
7- 1	0- 1	0- 0	OVERALL	0- 0	0- 0	7- 0				
6- 1	0- 1	0- 0	HOME	0- 0	0- 0	6- 0				
1- 0	0- 0	0- 0	AWAY	0- 0	0- 0	1- 0				
0- 0	0- 0	0- 0	NEUTRAL	0- 0	0- 0	0- 0				
7- 1	0- 1	0- 0	NON-CONFERENCE	0- 0	0- 0	7- 0				
6- 1	0- 1	0- 0	HOME	0- 0	0- 0	6- 0				
1- 0	0- 0	0- 0	AWAY	0- 0	0- 0	1- 0				
0- 0	0- 0	0- 0	NEUTRAL	0- 0	0- 0	0- 0				
0- 0	0- 0	0- 0	CONFERENCE	0- 0	0- 0	0- 0				
0- 0	0- 0	0- 0	HOME	0- 0	0- 0	0- 0				
0- 0	0- 0	0- 0	AWAY	0- 0	0- 0	0- 0				
0- 0	0- 0	0- 0	NEUTRAL	0- 0	0- 0	0- 0				

RPI 1-25				RPI 26-50				RPI 51-100				RPI 101+ Team's RPI: 105			
RPI	S	Opponent	Score	RPI	S	Opponent	Score	RPI	S	Opponent	Score	RPI	S	Opponent	Score
21	H	Tennessee	63 76									173	H	UC Ri versi de	76 51
												196	H	Texas St.	66 55
												197	H	Arkansas St.	62 60
												227	H	Prai rie View	70 50
												234	A	Wi chi ta St.	60 47
												245	H	Samford	82 62
												302	H	Houston Baptist	77 44
<hr/>															
LAST 12 Division I GAMES:															
173	H	UC Ri versi de	76 51	302	H	Houston Baptist	77 44	21	H	Tennessee	63 76				
197	H	Arkansas St.	62 60	196	H	Texas St.	66 55	234	A	Wi chi ta St.	60 47				
				245	H	Samford	82 62	227	H	Prai rie View	70 50				

Non-Div I Games:

Oklahoma St.

Average RPI		Win: 182	WON-LOST RECORD	WINNING PCT. RANK	LAST 10 GAMES	STRENGTH OF SCHEDULE	OPP. STRENGTH OF SCHEDULE	TEAM RPI	ADJ. RPI	CONF. RPI	ADJ. CONF. RPI
Loss: 75											
DIV. I ONLY			6- 2	63	1- 0	42	139	23	23	18	18
DIV. I NON-CONF.			6- 2	63	1- 0	42	139	23	23	18	18
TOTALS		RPI 1-25		RPI 26-50		W-L RECORDS	RPI 51-100	RPI 101-150		RPI 150+	
6- 2	0- 1			0- 0		OVERALL	1- 0	0- 1		5- 0	
2- 1	0- 0			0- 0		HOME	0- 0	0- 1		2- 0	
2- 1	0- 1			0- 0		AWAY	0- 0	0- 0		2- 0	
2- 0	0- 0			0- 0		NEUTRAL	1- 0	0- 0		1- 0	
6- 2	0- 1			0- 0		NON-CONFERENCE	1- 0	0- 1		5- 0	
2- 1	0- 0			0- 0		HOME	0- 0	0- 1		2- 0	
2- 1	0- 1			0- 0		AWAY	0- 0	0- 0		2- 0	
2- 0	0- 0			0- 0		NEUTRAL	1- 0	0- 0		1- 0	
0- 0	0- 0			0- 0		CONFERENCE	0- 0	0- 0		0- 0	
0- 0	0- 0			0- 0		HOME	0- 0	0- 0		0- 0	
0- 0	0- 0			0- 0		AWAY	0- 0	0- 0		0- 0	
0- 0	0- 0			0- 0		NEUTRAL	0- 0	0- 0		0- 0	

RPI 1-25				Team's RPI: 23			
RPI	S	Opponent	Score	RPI	S	Opponent	Score
4	A	NC State	56 85				

RPI 26-50			
RPI	S	Opponent	Score

RPI 51-100			
RPI	S	Opponent	Score
89	N	Tennessee Tech	80 73

RPI 101+			
RPI	S	Opponent	Score
146	H	Vi rgi ni a	67 73
184	A	Campbel l	83 59
185	H	Norfol k St.	69 53
187	A	Ci nci nnati	76 72
192	H	Wi lli am & Mary	83 69
252	N	Ja cks on vi l le	78 76

LAST 12 Di vi si on I GAMES:									
192	H	Wi lli am & Mary	83	69	146	H	Vi rgi ni a	67	73
4	A	NC State	56	85	187	A	Ci nci nnati	76	72
89	N	Tennessee Tech	80	73	185	H	Norfol k St.	69	53
252	N	Ja cks on vi l le	78	76	184	A	Campbel l	83	59

Non-Div I Games:

Ol d Domi ni on

Average RPI	Win:	272	WON-LOST	WINNING	LAST 10	STRENGTH OF	OPP. STRENGTH	TEAM	ADJ.	CONF.	ADJ CONF.
Average RPI	Loss:	78	RECORD	PCT. RANK	GAMES	SCHEDULE	OF SCHEDULE	RPI	RPI	RPI	RPI
DIV. I ONLY		4- 6		207	1- 0	113	189	231	231	6	6
DIV. I NON-CONF.		4- 6		207	1- 0	113	189	231	231	6	6

TOTALS	RPI 1-25		RPI 26-50		W-L RECORDS	RPI 51-100		RPI 101-150		RPI 150+	
4- 6	0- 1		0- 2		OVERALL	0- 2		0- 0		4- 1	
4- 3	0- 0		0- 2		HOME	0- 0		0- 0		4- 1	
0- 0	0- 0		0- 0		AWAY	0- 0		0- 0		0- 0	
0- 3	0- 1		0- 0		NEUTRAL	0- 2		0- 0		0- 0	
4- 6	0- 1		0- 2		NON-CONFERENCE	0- 2		0- 0		4- 1	
4- 3	0- 0		0- 2		HOME	0- 0		0- 0		4- 1	
0- 0	0- 0		0- 0		AWAY	0- 0		0- 0		0- 0	
0- 3	0- 1		0- 0		NEUTRAL	0- 2		0- 0		0- 0	
0- 0	0- 0		0- 0		CONFERENCE	0- 0		0- 0		0- 0	
0- 0	0- 0		0- 0		HOME	0- 0		0- 0		0- 0	
0- 0	0- 0		0- 0		AWAY	0- 0		0- 0		0- 0	
0- 0	0- 0		0- 0		NEUTRAL	0- 0		0- 0		0- 0	

RPI 1-25				RPI 26-50				RPI 51-100				RPI 101+ Team's RPI: 231			
RPI	S	Opponent	Score	RPI	S	Opponent	Score	RPI	S	Opponent	Score	RPI	S	Opponent	Score
2	N	UConn	50 90	39	H	IUPUI	58 66	65	N	St. John's (NY)	59 64	185	H	Norfolk St.	60 42
				40	H	TCU	50 55	78	N	Purdue	59 70	228	H	Temple	62 55
												244	H	Jacksonville St.	49 60
												326	H	Western Mich.	69 66
												349	H	Savannah St.	74 51
LAST 12 Division I GAMES:															
40	H	TCU	50 55	349	H	Savannah St.	74 51	244	H	Jacksonville St.	49 60	39	H	IUPUI	58 66
65	N	St. John's (NY)	59 64	244	H	Jacksonville St.	49 60	185	H	Norfolk St.	60 42				
78	N	Purdue	59 70												
2	N	UConn	50 90												
326	H	Western Mich.	69 66												
228	H	Temple	62 55												

Non-Div I Games:

Ole Miss

Average RPI Win: **306**
 Average RPI Loss: **137**

WON-LOST
RECORD

WINNING
PCT. RANK

LAST 10
GAMES

STRENGTH OF
SCHEDULE

OPP. STRENGTH
OF SCHEDULE

TEAM
RPI

ADJ.
RPI

CONF.
RPI

ADJ CONF.
RPI

DIV. I ONLY	3- 4	199	1- 0	301	241	273	273	12	12
DIV. I NON-CONF.	3- 4	199	1- 0	301	241	273	273	12	12
TOTALS	RPI 1-25	RPI 26-50	W-L RECORDS	RPI 51-100	RPI 101-150	RPI 150+			
3- 4	0- 0	0- 0	OVERALL	0- 0	0- 3	3- 1			
1- 1	0- 0	0- 0	HOME	0- 0	0- 1	1- 0			
1- 2	0- 0	0- 0	AWAY	0- 0	0- 2	1- 0			
1- 1	0- 0	0- 0	NEUTRAL	0- 0	0- 0	1- 1			
3- 4	0- 0	0- 0	NON-CONFERENCE	0- 0	0- 3	3- 1			
1- 1	0- 0	0- 0	HOME	0- 0	0- 1	1- 0			
1- 2	0- 0	0- 0	AWAY	0- 0	0- 2	1- 0			
1- 1	0- 0	0- 0	NEUTRAL	0- 0	0- 0	1- 1			
0- 0	0- 0	0- 0	CONFERENCE	0- 0	0- 0	0- 0			
0- 0	0- 0	0- 0	HOME	0- 0	0- 0	0- 0			
0- 0	0- 0	0- 0	AWAY	0- 0	0- 0	0- 0			
0- 0	0- 0	0- 0	NEUTRAL	0- 0	0- 0	0- 0			

RPI 1-25				RPI 26-50				RPI 51-100				RPI 101+				Team's RPI: 273
RPI	S	Opponent	Score	RPI	S	Opponent	Score	RPI	S	Opponent	Score	RPI	S	Opponent	Score	
												106	A	Kansas St.	46	61
												118	A	Creighton	51	66
												140	H	CSUN	52	64
												184	N	Campbell	52	65
												253	A	Detroit Mercy	51	42
												324	H	USC Upstate	96	69
												342	N	Florida A&M	57	50
LAST 12 Division I GAMES:																
140	H	CSUN	52	64	342	N	Florida A&M	57	50	118	A	Creighton	51	66		
106	A	Kansas St.	46	61	253	A	Detroit Mercy	51	42	184	N	Campbell	52	65		
324	H	USC Upstate	96	69												

Non-Div I Games: Graceland (IA) 81 39

Omaha

Average RPI Win: 213 WON-LOST WINNING LAST 10 STRENGTH OF OPP. STRENGTH TEAM ADJ. CONF. ADJ CONF.
Average RPI Loss: 89 RECORD PCT. RANK GAMES SCHEDULE OF SCHEDULE RPI RPI RPI RPI

DIV. I ONLY	3- 5	217	0- 1	85	162	179	179	12	12
DIV. I NON-CONF.	3- 5	217	0- 1	85	162	179	179	12	12
TOTALS	RPI 1-25	RPI 26-50	W-L RECORDS	RPI 51-100	RPI 101-150	RPI 150+			
3- 5	0- 1	0- 0	OVERALL	0- 3	0- 0	3- 1			
2- 2	0- 0	0- 0	HOME	0- 1	0- 0	2- 1			
1- 3	0- 1	0- 0	AWAY	0- 2	0- 0	1- 0			
0- 0	0- 0	0- 0	NEUTRAL	0- 0	0- 0	0- 0			
3- 5	0- 1	0- 0	NON-CONFERENCE	0- 3	0- 0	3- 1			
2- 2	0- 0	0- 0	HOME	0- 1	0- 0	2- 1			
1- 3	0- 1	0- 0	AWAY	0- 2	0- 0	1- 0			
0- 0	0- 0	0- 0	NEUTRAL	0- 0	0- 0	0- 0			
0- 0	0- 0	0- 0	CONFERENCE	0- 0	0- 0	0- 0			
0- 0	0- 0	0- 0	HOME	0- 0	0- 0	0- 0			
0- 0	0- 0	0- 0	AWAY	0- 0	0- 0	0- 0			
0- 0	0- 0	0- 0	NEUTRAL	0- 0	0- 0	0- 0			

RPI S Opponent Score	RPI S Opponent Score	RPI S Opponent Score	RPI S Opponent Score
25 A Iowa 77 90		59 A Arkansas 61 74	190 H UT Arlington 62 80
		77 A Kansas 58 70	196 A Texas St. 81 64
		94 H Tul sa 68 76	221 H Southern Utah 64 59
			223 H UMKC 75 64
LAST 12 Division I GAMES:			
190 H UT Arlington 62 80	196 A Texas St. 81 64	223 H UMKC 75 64	
221 H Southern Utah 64 59	94 H Tul sa 68 76	77 A Kansas 58 70	
59 A Arkansas 61 74	25 A Iowa 77 90		

Non-Div I Games: Harris-Stowe 74 46 Cent. Christian (KS) 47

Oral Roberts

Average RPI Win: 114

Average RPI Loss: 0

WON-LOST
RECORDWINNING
PCT. RANKLAST 10
GAMESSTRENGTH OF
SCHEDULEOPP. STRENGTH
OF SCHEDULETEAM
RPIADJ.
RPICONF.
RPIADJ CONF.
RPIDIV. I ONLY
DIV. I NON-CONF.6- 0
6- 01
11- 0
1- 0102
10211
117
77
72
22
2

TOTALS

RPI 1-25

RPI 26-50

W-L RECORDS

RPI 51-100

RPI 101-150

RPI 150+

6- 0
3- 0
2- 0
1- 01- 0
1- 0
0- 0
0- 01- 0
0- 0
1- 0
0- 0OVERALL
HOME
AWAY
NEUTRAL2- 0
1- 0
1- 0
0- 00- 0
0- 0
0- 0
0- 02- 0
1- 0
0- 0
1- 06- 0
3- 0
2- 0
1- 01- 0
1- 0
0- 0
0- 01- 0
0- 0
1- 0
0- 0NON-CONFERENCE
HOME
AWAY
NEUTRAL2- 0
1- 0
1- 0
0- 00- 0
0- 0
0- 0
0- 02- 0
1- 0
0- 0
1- 00- 0
0- 0
0- 0
0- 00- 0
0- 0
0- 0
0- 00- 0
0- 0
0- 0
0- 0CONFERENCE
HOME
AWAY
NEUTRAL0- 0
0- 0
0- 0
0- 00- 0
0- 0
0- 0
0- 00- 0
0- 0
0- 0
0- 0

RPI	S	Opponent	Score
12	H	Syracuse	75 73

RPI	S	Opponent	Score
43	A	Saint Mary's (CA)	79 55

RPI	S	Opponent	Score
74	A	Utah St.	88 58
99	H	Buffalo	102 82

RPI	S	Opponent	Score
173	N	UC Riverside	94 44
281	H	Long Beach St.	110 48

LAST 12 Division I GAMES:

43	A	Saint Mary's (CA)	79 55
173	N	UC Riverside	94 44
99	H	Buffalo	102 82
74	A	Utah St.	88 58
12	H	Syracuse	75 73

281	H	Long Beach St.	110 48
-----	---	----------------	--------

O
r
e
g
o
nO
r
e
g
o
n

Non-Div I Games: Alas. Fairbanks 115 36

Oregon

Average RPI	Win:	186	WON-LOST	WINNING	LAST 10	STRENGTH OF	OPP. STRENGTH	TEAM	ADJ.	CONF.	ADJ CONF.
Average RPI	Loss:	1	RECORD	PCT. RANK	GAMES	SCHEDULE	OF SCHEDULE	RPI	RPI	RPI	RPI
DIV. I ONLY		6- 1		38	0- 1	290	2	87	87	2	2
DIV. I NON-CONF.		6- 1		38	0- 1	290	2	87	87	2	2
<hr/>											
TOTALS	RPI 1-25		RPI 26-50		W-L RECORDS	RPI 51-100		RPI 101-150		RPI 150+	
6- 1	0- 1		1- 0		OVERALL	1- 0		0- 0		4- 0	
4- 0	0- 0		1- 0		HOME	0- 0		0- 0		3- 0	
0- 0	0- 0		0- 0		AWAY	0- 0		0- 0		0- 0	
2- 1	0- 1		0- 0		NEUTRAL	1- 0		0- 0		1- 0	
6- 1	0- 1		1- 0		NON-CONFERENCE	1- 0		0- 0		4- 0	
4- 0	0- 0		1- 0		HOME	0- 0		0- 0		3- 0	
0- 0	0- 0		0- 0		AWAY	0- 0		0- 0		0- 0	
2- 1	0- 1		0- 0		NEUTRAL	1- 0		0- 0		1- 0	
0- 0	0- 0		0- 0		CONFERENCE	0- 0		0- 0		0- 0	
0- 0	0- 0		0- 0		HOME	0- 0		0- 0		0- 0	
0- 0	0- 0		0- 0		AWAY	0- 0		0- 0		0- 0	
0- 0	0- 0		0- 0		NEUTRAL	0- 0		0- 0		0- 0	

RPI 1-25				RPI 26-50				RPI 51-100 Team's RPI: 87				RPI 101+			
RPI	S	Opponent	Score	RPI	S	Opponent	Score	RPI	S	Opponent	Score	RPI	S	Opponent	Score
1	N	Notre Dame	81 91	43	H	Saint Mary's (CA)	89 56	98	N	South Carolina	70 68	163	N	Western Ky.	74 60
												181	H	Ark. -Pine Bluff	89 33
												314	H	Cal Poly	79 54
												315	H	La Salle	100 46
<hr/>															
LAST 12 Division I GAMES:															
				1	N	Notre Dame	81 91	98	N	South Carolina	70 68				
								315	H	La Salle	100 46				
								163	N	Western Ky.	74 60				
								43	H	Saint Mary's (CA)	89 56				
								181	H	Ark. -Pine Bluff	89 33				
								314	H	Cal Poly	79 54				

Non-Div I Games:

Oregon St.

Average RPI Win: 203

Average RPI Loss: 3

WON-LOST
RECORDWINNING
PCT. RANKLAST 10
GAMESSTRENGTH OF
SCHEDULEOPP. STRENGTH
OF SCHEDULETEAM
RPIADJ.
RPICONF.
RPIADJ CONF.
RPIDIV. I ONLY
DIV. I NON-CONF.6- 1
6- 138
381- 0
1- 0283
28319
1988
8888
887
77
7

TOTALS

RPI 1-25

RPI 26-50

W-L RECORDS

RPI 51-100

RPI 101-150

RPI 150+

6- 1 0- 1
4- 0 0- 0
2- 0 0- 0
0- 1 0- 11- 0
1- 0
0- 0
0- 0OVERALL
HOME
AWAY
NEUTRAL1- 0
0- 0
1- 0
0- 00- 0
0- 0
0- 0
0- 04- 0
3- 0
1- 0
0- 06- 1 0- 1
4- 0 0- 0
2- 0 0- 0
0- 1 0- 11- 0
1- 0
0- 0
0- 0NON-CONFERENCE
HOME
AWAY
NEUTRAL1- 0
0- 0
1- 0
0- 00- 0
0- 0
0- 0
0- 04- 0
3- 0
1- 0
0- 00- 0 0- 0
0- 0 0- 0
0- 0 0- 0
0- 0 0- 00- 0
0- 0
0- 0
0- 0CONFERENCE
HOME
AWAY
NEUTRAL0- 0
0- 0
0- 0
0- 00- 0
0- 0
0- 0
0- 00- 0
0- 0
0- 0
0- 0

RPI 1-25

RPI 26-50

RPI 51-100

Team's RPI: 88

RPI 101+

RPI S Opponent Score
3 N Cal i forni a 69 81RPI S Opponent Score
44 H Wyomi ng 70 64RPI S Opponent Score
83 A UC Davi s 83 80RPI S Opponent Score
222 A San Jose St. 91 67
242 H Seattle U 75 61
300 H UC Santa Barbara 69 53
329 H North Dakota St. 75 68

LAST 12 Division I GAMES:

300 H UC Santa Barbara 69 53
242 H Seattle U 75 61
222 A San Jose St. 91 67
44 H Wyoming 70 64
329 H North Dakota St. 75 68
3 N Cal i forni a 69 81

83 A UC Davi s 83 80

Non-Div I Games:

Paci f i c

Average RPI Win: **286**
 Average RPI Loss: **27**

WON-LOST
RECORD

WINNING
PCT. RANK

LAST 10
GAMES

STRENGTH OF
SCHEDULE

OPP. STRENGTH
OF SCHEDULE

TEAM
RPI

ADJ.
RPI

CONF.
RPI

ADJ CONF.
RPI

DIV. I ONLY	6- 2	63	1- 0	288	96	134	134	17	17
DIV. I NON-CONF.	6- 2	63	1- 0	288	96	134	134	17	17
TOTALS	RPI 1-25	RPI 26-50	W-L RECORDS	RPI 51-100	RPI 101-150	RPI 150+			
6- 2	0- 1	0- 0	OVERALL	0- 1	0- 0	6- 0			
3- 0	0- 0	0- 0	HOME	0- 0	0- 0	3- 0			
3- 1	0- 1	0- 0	AWAY	0- 0	0- 0	3- 0			
0- 1	0- 0	0- 0	NEUTRAL	0- 1	0- 0	0- 0			
6- 2	0- 1	0- 0	NON-CONFERENCE	0- 1	0- 0	6- 0			
3- 0	0- 0	0- 0	HOME	0- 0	0- 0	3- 0			
3- 1	0- 1	0- 0	AWAY	0- 0	0- 0	3- 0			
0- 1	0- 0	0- 0	NEUTRAL	0- 1	0- 0	0- 0			
0- 0	0- 0	0- 0	CONFERENCE	0- 0	0- 0	0- 0			
0- 0	0- 0	0- 0	HOME	0- 0	0- 0	0- 0			
0- 0	0- 0	0- 0	AWAY	0- 0	0- 0	0- 0			
0- 0	0- 0	0- 0	NEUTRAL	0- 0	0- 0	0- 0			

RPI	S	Opponent	Score	RPI	S	Opponent	Score	RPI	S	Opponent	Score	RPI	S	Opponent	Score	Team's RPI: 134
1	A	Notre Dame	55 75					53	N	Maine	46 47	200	A	Navy	65 61	
												266	A	Iona	66 43	
												293	A	Siena	58 51	
												301	H	Saint Joseph's	65 45	
												315	H	La Salle	65 34	
												343	H	NJIT	85 42	
LAST 12 Division I GAMES:																
301	H	Saint Joseph's	65 45	266	A	Iona	66 43	315	H	La Salle	65 34	53	N	Maine	46 47	
1	A	Notre Dame	55 75					200	A	Navy	65 61					
293	A	Siena	58 51					343	H	NJIT	85 42					

Non-Div I Games:

Penn

Average RPI Win: 181

Average RPI Loss: 47

WON-LOST
RECORDWINNING
PCT. RANKLAST 10
GAMESSTRENGTH OF
SCHEDULEOPP. STRENGTH
OF SCHEDULETEAM
RPIADJ.
RPICONF.
RPIADJ CONF.
RPIDIV. I ONLY
DIV. I NON-CONF.5- 4
5- 4143
1430- 1
0- 153
5388
88115
115115
1153
33
3

TOTALS

RPI 1-25

RPI 26-50

W-L RECORDS

RPI 51-100

RPI 101-150

RPI 150+

5- 4 0- 1

0- 2

OVERALL

0- 0

2- 1

3- 0

4- 3 0- 1

0- 1

HOME

0- 0

1- 1

3- 0

1- 1 0- 0

0- 1

AWAY

0- 0

1- 0

0- 0

0- 0 0- 0

0- 0

NEUTRAL

0- 0

0- 0

0- 0

5- 4 0- 1

0- 2

NON-CONFERENCE

0- 0

2- 1

3- 0

4- 3 0- 1

0- 1

HOME

0- 0

1- 1

3- 0

1- 1 0- 0

0- 1

AWAY

0- 0

1- 0

0- 0

0- 0 0- 0

0- 0

NEUTRAL

0- 0

0- 0

0- 0

0- 0 0- 0

0- 0

CONFERENCE

0- 0

0- 0

0- 0

0- 0 0- 0

0- 0

HOME

0- 0

0- 0

0- 0

0- 0 0- 0

0- 0

AWAY

0- 0

0- 0

0- 0

0- 0 0- 0

0- 0

NEUTRAL

0- 0

0- 0

0- 0

RPI 1-25

RPI 26-50

RPI 51-100

RPI 101+

Team's RPI: 115

RPI	S	Opponent	Score
3	H	Cal i forni a	58 75

RPI	S	Opponent	Score
26	H	Duquesne	58 64
46	A	Fl ori da St.	58 87

RPI	S	Opponent	Score
-----	---	----------	-------

RPI	S	Opponent	Score
113	H	Stony Brook	70 81
119	H	Provi dence	74 72
149	A	Fordham	72 55
189	H	Princeton	79 71
194	H	North Dakota	75 68
252	H	Jacksonville	80 61

LAST 12 Division I GAMES:

26	H	Duquesne	58	64	113	H	Stony Brook	70	81
252	H	Jacksonville	80	61	194	H	North Dakota	75	68
46	A	Fl ori da St.	58	87	189	H	Princeton	79	71
					149	A	Fordham	72	55
					3	H	Cal i forni a	58	75
					119	H	Provi dence	74	72

Non-Div I Games:

Penn St.

Average RPI Win: 277		WON-LOST	WINNING	LAST 10	STRENGTH OF		OPP. STRENGTH	TEAM	ADJ.	CONF.	ADJ CONF.
Average RPI Loss: 45		RECORD	PCT. RANK	GAMES	SCHEDULE		OF SCHEDULE	RPI	RPI	RPI	RPI
DIV. I ONLY		5- 2	84	0- 1	311		95	143	143	7	7
DIV. I NON-CONF.		5- 2	84	0- 1	311		95	143	143	7	7

TOTALS		RPI 1-25		RPI 26-50	W-L RECORDS		RPI 51-100	RPI 101-150		RPI 150+	
5- 2		0- 1		0- 0	OVERALL		0- 1	0- 0		5- 0	
1- 0		0- 0		0- 0	HOME		0- 0	0- 0		1- 0	
3- 2		0- 1		0- 0	AWAY		0- 1	0- 0		3- 0	
1- 0		0- 0		0- 0	NEUTRAL		0- 0	0- 0		1- 0	
5- 2		0- 1		0- 0	NON-CONFERENCE		0- 1	0- 0		5- 0	
1- 0		0- 0		0- 0	HOME		0- 0	0- 0		1- 0	
3- 2		0- 1		0- 0	AWAY		0- 1	0- 0		3- 0	
1- 0		0- 0		0- 0	NEUTRAL		0- 0	0- 0		1- 0	
0- 0		0- 0		0- 0	CONFERENCE		0- 0	0- 0		0- 0	
0- 0		0- 0		0- 0	HOME		0- 0	0- 0		0- 0	
0- 0		0- 0		0- 0	AWAY		0- 0	0- 0		0- 0	
0- 0		0- 0		0- 0	NEUTRAL		0- 0	0- 0		0- 0	

RPI 1-25				RPI 26-50				RPI 51-100				RPI 101+ Team's RPI: 143			
RPI	S	Opponent	Score	RPI	S	Opponent	Score	RPI	S	Opponent	Score	RPI	S	Opponent	Score
17	A	Colorado	65 80					73	A	Idaho St.	63 65	242	A	Seattle U	78 64
												269	A	Hawai i	65 64
												270	N	Sacramento St.	113 97
												290	H	Weber St.	68 47
												314	A	Cal Poly	70 63

LAST 12 Division I GAMES:															
				73	A	Idaho St.	63 65	269	A	Hawai i	65 64				
				290	H	Weber St.	68 47								
				242	A	Seattle U	78 64								
				17	A	Colorado	65 80								
				314	A	Cal Poly	70 63								
				270	N	Sacramento St.	113 97								

Non-Div I Games:

Pepperdine

Average RPI Win:	162	WON-LOST	WINNING	LAST 10	STRENGTH OF	OPP. STRENGTH	TEAM	ADJ.	CONF.	ADJ CONF.
Average RPI Loss:	139	RECORD	PCT. RANK	GAMES	SCHEDULE	OF SCHEDULE	RPI	RPI	RPI	RPI
DIV. I ONLY	6- 5	157	0- 1	70	161	127	127	1	1	
DIV. I NON-CONF.	6- 5	157	0- 1	70	161	127	127	1	1	

TOTALS	RPI 1-25	RPI 26-50	W-L RECORDS	RPI 51-100	RPI 101-150	RPI 150+				
6- 5	0- 0	0- 1	OVERALL	2- 0	1- 2	3- 2				
3- 3	0- 0	0- 1	HOME	0- 0	1- 1	2- 1				
1- 1	0- 0	0- 0	AWAY	1- 0	0- 0	0- 1				
2- 1	0- 0	0- 0	NEUTRAL	1- 0	0- 1	1- 0				
6- 5	0- 0	0- 1	NON-CONFERENCE	2- 0	1- 2	3- 2				
3- 3	0- 0	0- 1	HOME	0- 0	1- 1	2- 1				
1- 1	0- 0	0- 0	AWAY	1- 0	0- 0	0- 1				
2- 1	0- 0	0- 0	NEUTRAL	1- 0	0- 1	1- 0				
0- 0	0- 0	0- 0	CONFERENCE	0- 0	0- 0	0- 0				
0- 0	0- 0	0- 0	HOME	0- 0	0- 0	0- 0				
0- 0	0- 0	0- 0	AWAY	0- 0	0- 0	0- 0				
0- 0	0- 0	0- 0	NEUTRAL	0- 0	0- 0	0- 0				

RPI	S	Opponent	Score	RPI	S	Opponent	Score	RPI	S	Opponent	Score	RPI	S	Opponent	Score	Team's RPI: 127
				32	H	UCF	58 61	51	A	Northwestern	52 49	135	N	Wisconsin	42 57	
								59	N	Arkansas	61 54	142	H	Youngstown St.	55 64	
												149	H	Fordham	65 62	
												172	A	Georgetown	41 70	
												187	H	Cincinnati	65 48	
												214	H	West Virginia	43 77	
												241	H	New Orleans	90 38	
												286	N	Tennessee St.	78 56	

LAST 12 Division I GAMES:																
				135	N	Wisconsin	42 57	214	H	West Virginia	43 77					
				172	A	Georgetown	41 70	149	H	Fordham	65 62					
				187	H	Cincinnati	65 48	51	A	Northwestern	52 49					
				142	H	Youngstown St.	55 64	286	N	Tennessee St.	78 56					
				241	H	New Orleans	90 38	59	N	Arkansas	61 54					
				32	H	UCF	58 61									

Non-Div I Games:

Pittsburgh

Average RPI Win:	216	WON-LOST	WINNING	LAST 10	STRENGTH OF	OPP. STRENGTH	TEAM	ADJ.	CONF.	ADJ CONF.
Average RPI Loss:	59	RECORD	PCT. RANK	GAMES	SCHEDULE	OF SCHEDULE	RPI	RPI	RPI	RPI

DIV. I ONLY	5- 2	84	0- 0	108	186	58	58	7	7
DIV. I NON-CONF.	5- 2	84	0- 0	108	186	58	58	7	7
TOTALS	RPI 1-25	RPI 26-50	W-L RECORDS	RPI 51-100	RPI 101-150	RPI 150+			
5- 2	0- 0	0- 0	OVERALL	1- 2	0- 0	4- 0			
2- 0	0- 0	0- 0	HOME	1- 0	0- 0	1- 0			
3- 1	0- 0	0- 0	AWAY	0- 1	0- 0	3- 0			
0- 1	0- 0	0- 0	NEUTRAL	0- 1	0- 0	0- 0			
5- 2	0- 0	0- 0	NON-CONFERENCE	1- 2	0- 0	4- 0			
2- 0	0- 0	0- 0	HOME	1- 0	0- 0	1- 0			
3- 1	0- 0	0- 0	AWAY	0- 1	0- 0	3- 0			
0- 1	0- 0	0- 0	NEUTRAL	0- 1	0- 0	0- 0			
0- 0	0- 0	0- 0	CONFERENCE	0- 0	0- 0	0- 0			
0- 0	0- 0	0- 0	HOME	0- 0	0- 0	0- 0			
0- 0	0- 0	0- 0	AWAY	0- 0	0- 0	0- 0			
0- 0	0- 0	0- 0	NEUTRAL	0- 0	0- 0	0- 0			

RPI 1-25	RPI 26-50	RPI 51-100	Team's RPI: 58	RPI 101+
RPI S Opponent Score	RPI S Opponent Score	RPI S Opponent Score		RPI S Opponent Score
		55 A Portland St. 79 92		178 H Cal St. Fullerton 83 74
		63 N Arizona 70 92		269 A Hawaii 72 65
		74 H Utah St. 61 54		271 A Utah Valley 65 60
				290 A Weber St. 89 73
LAST 12 Division I GAMES:				
271 A Utah Valley 65 60	55 A Portland St. 79 92	74 H Utah St. 61 54	178 H Cal St. Fullerton 83 74	63 N Arizona 70 92
	269 A Hawaii 72 65	290 A Weber St. 89 73		

Non-Div I Games: Warner Pacific 98 63

Portland

Average RPI Win: 151		WON-LOST RECORD	WINNING PCT. RANK	LAST 10 GAMES	STRENGTH OF SCHEDULE	OPP. STRENGTH OF SCHEDULE	TEAM RPI	ADJ. RPI	CONF. RPI	ADJ. CONF. RPI
Loss: 0										
DIV. I ONLY		4- 0	1	1- 0	304	8	55	55	10	10
DIV. I NON-CONF.		4- 0	1	1- 0	304	8	55	55	10	10
TOTALS		RPI 1-25	RPI 26-50	W-L RECORDS		RPI 51-100	RPI 101-150	RPI 150+		
4- 0	0- 0		0- 0	OVERALL		2- 0	0- 0	2- 0		
4- 0	0- 0		0- 0	HOME		2- 0	0- 0	2- 0		
0- 0	0- 0		0- 0	AWAY		0- 0	0- 0	0- 0		
0- 0	0- 0		0- 0	NEUTRAL		0- 0	0- 0	0- 0		
4- 0	0- 0		0- 0	NON-CONFERENCE		2- 0	0- 0	2- 0		
4- 0	0- 0		0- 0	HOME		2- 0	0- 0	2- 0		
0- 0	0- 0		0- 0	AWAY		0- 0	0- 0	0- 0		
0- 0	0- 0		0- 0	NEUTRAL		0- 0	0- 0	0- 0		
0- 0	0- 0		0- 0	CONFERENCE		0- 0	0- 0	0- 0		
0- 0	0- 0		0- 0	HOME		0- 0	0- 0	0- 0		
0- 0	0- 0		0- 0	AWAY		0- 0	0- 0	0- 0		
0- 0	0- 0		0- 0	NEUTRAL		0- 0	0- 0	0- 0		

RPI 1-25				RPI 26-50				RPI 51-100				RPI 101+			
RPI	S	Opponent	Score	RPI	S	Opponent	Score	RPI	S	Opponent	Score	RPI	S	Opponent	Score
								58	H	Portland	92 79	222	H	San Jose St.	80 51
								83	H	UC Davis	65 50	242	H	Seattle U	68 43
LAST 12 Division I GAMES:															
								58	H	Portland	92 79				
								242	H	Seattle U	68 43				
								83	H	UC Davis	65 50				
								222	H	San Jose St.	80 51				

Non-Div I Games:	Warner Pacific	102	49
------------------	----------------	-----	----

Portl and St.

Average RPI Win:	312	WON-LOST	WINNING	LAST 10	STRENGTH OF	OPP. STRENGTH	TEAM	ADJ.	CONF.	ADJ CONF.
Average RPI Loss:	186	RECORD	PCT. RANK	GAMES	SCHEDULE	OF SCHEDULE	RPI	RPI	RPI	RPI

DIV. I ONLY	1- 3	264	0- 1	57	350	227	227	28	28
DIV. I NON-CONF.	1- 3	264	0- 1	57	350	227	227	28	28

TOTALS	RPI 1-25	RPI 26-50	W-L RECORDS	RPI 51-100	RPI 101-150	RPI 150+			
1- 3	0- 0	0- 0	OVERALL	0- 0	0- 2	1- 1			
0- 1	0- 0	0- 0	HOME	0- 0	0- 1	0- 0			
0- 2	0- 0	0- 0	AWAY	0- 0	0- 1	0- 1			
1- 0	0- 0	0- 0	NEUTRAL	0- 0	0- 0	1- 0			
1- 3	0- 0	0- 0	NON-CONFERENCE	0- 0	0- 2	1- 1			
0- 1	0- 0	0- 0	HOME	0- 0	0- 1	0- 0			
0- 2	0- 0	0- 0	AWAY	0- 0	0- 1	0- 1			
1- 0	0- 0	0- 0	NEUTRAL	0- 0	0- 0	1- 0			
0- 0	0- 0	0- 0	CONFERENCE	0- 0	0- 0	0- 0			
0- 0	0- 0	0- 0	HOME	0- 0	0- 0	0- 0			
0- 0	0- 0	0- 0	AWAY	0- 0	0- 0	0- 0			
0- 0	0- 0	0- 0	NEUTRAL	0- 0	0- 0	0- 0			

RPI 1-25				RPI 26-50				RPI 51-100				RPI 101+ Team's RPI: 227			
RPI	S	Opponent	Score	RPI	S	Opponent	Score	RPI	S	Opponent	Score	RPI	S	Opponent	Score
												105	A	Oklahoma St.	50 70
												136	H	Rice	58 68
												312	N	A&M-Corpus Christi	67 59
												318	A	UTRGV	50 57

LAST 12 Division I GAMES:															
				136	H	Rice	58 68	312	N	A&M-Corpus Christi	67 59				
								318	A	UTRGV	50 57				
								105	A	Oklahoma St.	50 70				

Non-Div I Games: Jarvis Christian 117 32 Arlington Baptist 105 31

Prairie View

Average RPI Win:	217	WON-LOST	WINNING	LAST 10	STRENGTH OF	OPP. STRENGTH	TEAM	ADJ.	CONF.	ADJ CONF.
Average RPI Loss:	183	RECORD	PCT. RANK	GAMES	SCHEDULE	OF SCHEDULE	RPI	RPI	RPI	RPI

DIV. I ONLY	1- 5	294	0- 1	189	277	305	305	29	29
DIV. I NON-CONF.	1- 5	294	0- 1	189	277	305	305	29	29
TOTALS	RPI 1-25	RPI 26-50	W-L RECORDS	RPI 51-100	RPI 101-150	RPI 150+			
1- 5	0- 1	0- 0	OVERALL	0- 0	0- 0	1- 4			
1- 1	0- 0	0- 0	HOME	0- 0	0- 0	1- 1			
0- 4	0- 1	0- 0	AWAY	0- 0	0- 0	0- 3			
0- 0	0- 0	0- 0	NEUTRAL	0- 0	0- 0	0- 0			
1- 5	0- 1	0- 0	NON-CONFERENCE	0- 0	0- 0	1- 4			
1- 1	0- 0	0- 0	HOME	0- 0	0- 0	1- 1			
0- 4	0- 1	0- 0	AWAY	0- 0	0- 0	0- 3			
0- 0	0- 0	0- 0	NEUTRAL	0- 0	0- 0	0- 0			
0- 0	0- 0	0- 0	CONFERENCE	0- 0	0- 0	0- 0			
0- 0	0- 0	0- 0	HOME	0- 0	0- 0	0- 0			
0- 0	0- 0	0- 0	AWAY	0- 0	0- 0	0- 0			
0- 0	0- 0	0- 0	NEUTRAL	0- 0	0- 0	0- 0			

RPI S Opponent Score	RPI S Opponent Score	RPI S Opponent Score	RPI S Opponent Score
21 A Tennessee 49 97			157 A Vanderbilt 43 78
			191 A UNCW 48 63
			217 H Wofford 61 50
			245 A Samford 54 75
			303 H South Carolina St. 48 57
Team's RPI: 305			
LAST 12 Division I GAMES:			
217 H Wofford 61 50	245 A Samford 54 75	157 A Vanderbilt 43 78	
191 A UNCW 48 63	303 H South Carolina St. 48 57		
21 A Tennessee 49 97			

Non-Div I Games:

Presbyterian

Average RPI Win:	206	WON-LOST	WINNING	LAST 10	STRENGTH OF	OPP. STRENGTH	TEAM	ADJ.	CONF.	ADJ CONF.
Average RPI Loss:	96	RECORD	PCT. RANK	GAMES	SCHEDULE	OF SCHEDULE	RPI	RPI	RPI	RPI
DIV. I ONLY	3- 7	254	1- 0	83	98	189	189	17	17	
DIV. I NON-CONF.	3- 7	254	1- 0	83	98	189	189	17	17	

TOTALS	RPI 1-25	RPI 26-50	W-L RECORDS	RPI 51-100	RPI 101-150	RPI 150+				
3- 7	0- 1	0- 1	OVERALL	1- 1	0- 3	2- 1				
2- 1	0- 0	0- 0	HOME	1- 0	0- 1	1- 0				
1- 3	0- 0	0- 0	AWAY	0- 1	0- 1	1- 1				
0- 3	0- 1	0- 1	NEUTRAL	0- 0	0- 1	0- 0				
3- 7	0- 1	0- 1	NON-CONFERENCE	1- 1	0- 3	2- 1				
2- 1	0- 0	0- 0	HOME	1- 0	0- 1	1- 0				
1- 3	0- 0	0- 0	AWAY	0- 1	0- 1	1- 1				
0- 3	0- 1	0- 1	NEUTRAL	0- 0	0- 1	0- 0				
0- 0	0- 0	0- 0	CONFERENCE	0- 0	0- 0	0- 0				
0- 0	0- 0	0- 0	HOME	0- 0	0- 0	0- 0				
0- 0	0- 0	0- 0	AWAY	0- 0	0- 0	0- 0				
0- 0	0- 0	0- 0	NEUTRAL	0- 0	0- 0	0- 0				

RPI 1-25				RPI 26-50				RPI 51-100				RPI 101+				Team's RPI: 189
RPI	S	Opponent	Score	RPI	S	Opponent	Score	RPI	S	Opponent	Score	RPI	S	Opponent	Score	
12	N	Syracuse	61 92	35	N	DePaul	67 82	62	A	Villanova	46 67	106	N	Kansas St.	61 80	
								75	H	Quinnipiac	54 42	115	A	Penn St.	71 79	
												117	H	Seton Hall	66 70	
												225	A	George Washington	49 64	
												236	A	Rider	89 65	
												308	H	Davidson	65 57	
LAST 12 Division I GAMES:																
				75	H	Quinnipiac	54 42	106	N	Kansas St.	61 80					
				308	H	Davidson	65 57	12	N	Syracuse	61 92					
				62	A	Villanova	46 67	35	N	DePaul	67 82					
				236	A	Rider	89 65	115	A	Penn St.	71 79					
								117	H	Seton Hall	66 70					
								225	A	George Washington	49 64					

Non-Div I Games:

Princeton

Average RPI	Win:	204	WON-LOST	WINNING	LAST 10	STRENGTH OF	OPP. STRENGTH	TEAM	ADJ.	CONF.	ADJ CONF.
Average RPI	Loss:	90	RECORD	PCT. RANK	GAMES	SCHEDULE	OF SCHEDULE	RPI	RPI	RPI	RPI
DIV. I ONLY		5- 3		115	1- 0	185	99	119	119	4	4
DIV. I NON-CONF.		5- 3		115	1- 0	185	99	119	119	4	4

TOTALS	RPI 1-25		RPI 26-50		W-L RECORDS	RPI 51-100		RPI 101-150		RPI 150+	
5- 3	0- 0		0- 0		OVERALL	0- 2		2- 1		3- 0	
2- 1	0- 0		0- 0		HOME	0- 1		1- 0		1- 0	
2- 2	0- 0		0- 0		AWAY	0- 1		1- 1		1- 0	
1- 0	0- 0		0- 0		NEUTRAL	0- 0		0- 0		1- 0	
5- 3	0- 0		0- 0		NON-CONFERENCE	0- 2		2- 1		3- 0	
2- 1	0- 0		0- 0		HOME	0- 1		1- 0		1- 0	
2- 2	0- 0		0- 0		AWAY	0- 1		1- 1		1- 0	
1- 0	0- 0		0- 0		NEUTRAL	0- 0		0- 0		1- 0	
0- 0	0- 0		0- 0		CONFERENCE	0- 0		0- 0		0- 0	
0- 0	0- 0		0- 0		HOME	0- 0		0- 0		0- 0	
0- 0	0- 0		0- 0		AWAY	0- 0		0- 0		0- 0	
0- 0	0- 0		0- 0		NEUTRAL	0- 0		0- 0		0- 0	

RPI 1-25				RPI 26-50				RPI 51-100				RPI 101+ Team's RPI: 119			
RPI	S	Opponent	Score	RPI	S	Opponent	Score	RPI	S	Opponent	Score	RPI	S	Opponent	Score
								75	H	Qui nni pi ac	44 48	102	A	Boston Col lege	61 57
								81	A	Rhode Isl and	65 72	115	A	Penn St.	72 74
												133	H	Yale	59 42
												220	H	Sacred Heart	62 52
												262	N	Bryant	72 64
												304	A	UMass Lowell	71 47

LAST 12 Division I GAMES:															
				262	N	Bryant	72 64	220	H	Sacred Heart	62 52				
				304	A	UMass Lowell	71 47	75	H	Qui nni pi ac	44 48				
				81	A	Rhode Isl and	65 72	115	A	Penn St.	72 74				
				133	H	Yale	59 42								
				102	A	Boston Col lege	61 57								

Non-Div I Games:

Providence

Average RPI	Win: 219	WON-LOST RECORD	WINNING PCT. RANK	LAST 10 GAMES	STRENGTH OF SCHEDULE	OPP. STRENGTH OF SCHEDULE	TEAM RPI	ADJ. RPI	CONF. RPI	ADJ CONF. RPI
Average RPI	Loss: 49									
DIV. I ONLY		6- 3	98	0- 1	98	126	78	78	3	3
DIV. I NON-CONF.		6- 3	98	0- 1	98	126	78	78	3	3

TOTALS	RPI 1-25		RPI 26-50	W-L RECORDS	RPI 51-100		RPI 101-150		RPI 150+	
6- 3	1- 1		0- 0	OVERALL	0- 2		0- 0		5- 0	
4- 0	1- 0		0- 0	HOME	0- 0		0- 0		3- 0	
1- 1	0- 0		0- 0	AWAY	0- 1		0- 0		1- 0	
1- 2	0- 1		0- 0	NEUTRAL	0- 1		0- 0		1- 0	
6- 3	1- 1		0- 0	NON-CONFERENCE	0- 2		0- 0		5- 0	
4- 0	1- 0		0- 0	HOME	0- 0		0- 0		3- 0	
1- 1	0- 0		0- 0	AWAY	0- 1		0- 0		1- 0	
1- 2	0- 1		0- 0	NEUTRAL	0- 1		0- 0		1- 0	
0- 0	0- 0		0- 0	CONFERENCE	0- 0		0- 0		0- 0	
0- 0	0- 0		0- 0	HOME	0- 0		0- 0		0- 0	
0- 0	0- 0		0- 0	AWAY	0- 0		0- 0		0- 0	
0- 0	0- 0		0- 0	NEUTRAL	0- 0		0- 0		0- 0	

RPI 1-25				RPI 26-50				RPI 51-100 Team's RPI: 78				RPI 101+			
RPI	S	Opponent	Score	RPI	S	Opponent	Score	RPI	S	Opponent	Score	RPI	S	Opponent	Score
2	N	UConn	40 86					65	N	St. John's (NY)	62 68	183	H	Harvard	66 65
13	H	Miami (FL)	74 63					81	A	Ohio	73 80	231	N	Ole Miss	70 59
												263	H	Western Ill.	81 60
												299	A	Bail St.	80 38
												322	H	Purdue Fort Wayne	78 44

LAST 12 Division I GAMES:															
231	N	Ole Miss	70 59	81	A	Ohio	73 80	13	H	Miami (FL)	74 63				
65	N	St. John's (NY)	62 68	2	N	UConn	40 86								
322	H	Purdue Fort Wayne	78 44												
263	H	Western Ill.	81 60												
183	H	Harvard	66 65												
299	A	Bail St.	80 38												

Non-Div I Games:

Purdue

Average RPI Win:	347	WON-LOST	WINNING	LAST 10	STRENGTH OF	OPP. STRENGTH	TEAM	ADJ.	CONF.	ADJ CONF.
Average RPI Loss:	196	RECORD	PCT. RANK	GAMES	SCHEDULE	OF SCHEDULE	RPI	RPI	RPI	RPI

DIV. I ONLY	1- 7	308	0- 1	267	338	322	322	12	12
DIV. I NON-CONF.	1- 7	308	0- 1	267	338	322	322	12	12

TOTALS	RPI 1-25	RPI 26-50	W-L RECORDS	RPI 51-100	RPI 101-150	RPI 150+			
1- 7	0- 0	0- 0	OVERALL	0- 1	0- 0	1- 6			
0- 2	0- 0	0- 0	HOME	0- 0	0- 0	0- 2			
1- 5	0- 0	0- 0	AWAY	0- 1	0- 0	1- 4			
0- 0	0- 0	0- 0	NEUTRAL	0- 0	0- 0	0- 0			
1- 7	0- 0	0- 0	NON-CONFERENCE	0- 1	0- 0	1- 6			
0- 2	0- 0	0- 0	HOME	0- 0	0- 0	0- 2			
1- 5	0- 0	0- 0	AWAY	0- 1	0- 0	1- 4			
0- 0	0- 0	0- 0	NEUTRAL	0- 0	0- 0	0- 0			
0- 0	0- 0	0- 0	CONFERENCE	0- 0	0- 0	0- 0			
0- 0	0- 0	0- 0	HOME	0- 0	0- 0	0- 0			
0- 0	0- 0	0- 0	AWAY	0- 0	0- 0	0- 0			
0- 0	0- 0	0- 0	NEUTRAL	0- 0	0- 0	0- 0			

RPI 1-25				RPI 26-50				RPI 51-100				RPI 101+ Team's RPI: 322			
RPI	S	Opponent	Score	RPI	S	Opponent	Score	RPI	S	Opponent	Score	RPI	S	Opponent	Score
								78	A	Purdue	44	78			
												170	H	Eastern Mi ch.	72 87
												177	A	Loyol a Chi cago	67 81
												188	A	Mi l waukee	48 70
												206	H	SI UE	49 57
												230	A	Eastern Ill.	63 72
												326	A	Western Mi ch.	61 69
												347	A	Evansvi lle	72 66

LAST 12 Divi sion I GAMES:															
230	A	Eastern Ill.	63 72	170	H	Eastern Mi ch.	72 87								
326	A	Western Mi ch.	61 69	188	A	Mi l waukee	48 70								
				177	A	Loyol a Chi cago	67 81								
				206	H	SI UE	49 57								
				347	A	Evansvi lle	72 66								
				78	A	Purdue	44 78								

Non-Div I Games: Taylor (IN) 84 74 Ind.-Kokomo 87 50

Average RPI	Win:	189	WON-LOST	WINNING	LAST 10	STRENGTH OF	OPP. STRENGTH	TEAM	ADJ.	CONF.	ADJ CONF.
Average RPI	Loss:	87	RECORD	PCT. RANK	GAMES	SCHEDULE	OF SCHEDULE	RPI	RPI	RPI	RPI
DIV. I ONLY		4- 5		188	1- 0	35	203	75	75	27	27
DIV. I NON-CONF.		4- 5		188	1- 0	35	203	75	75	27	27

TOTALS	RPI 1-25		RPI 26-50		W-L RECORDS	RPI 51-100		RPI 101-150		RPI 150+	
4- 5	0- 0		0- 1		OVERALL	0- 3		1- 0		3- 1	
0- 1	0- 0		0- 0		HOME	0- 1		0- 0		0- 0	
3- 2	0- 0		0- 0		AWAY	0- 1		1- 0		2- 1	
1- 2	0- 0		0- 1		NEUTRAL	0- 1		0- 0		1- 0	
4- 5	0- 0		0- 1		NON-CONFERENCE	0- 3		1- 0		3- 1	
0- 1	0- 0		0- 0		HOME	0- 1		0- 0		0- 0	
3- 2	0- 0		0- 0		AWAY	0- 1		1- 0		2- 1	
1- 2	0- 0		0- 1		NEUTRAL	0- 1		0- 0		1- 0	
0- 0	0- 0		0- 0		CONFERENCE	0- 0		0- 0		0- 0	
0- 0	0- 0		0- 0		HOME	0- 0		0- 0		0- 0	
0- 0	0- 0		0- 0		AWAY	0- 0		0- 0		0- 0	
0- 0	0- 0		0- 0		NEUTRAL	0- 0		0- 0		0- 0	

RPI	S	Opponent	Score	RPI	S	Opponent	Score	RPI	S	Opponent	Score	RPI	S	Opponent	Score
47	N	Texas	55 56	52	H	Central Mich.	52 67	52	A	Bucknell	58 75	119	A	Providence	48 44
				56	A	Bucknell		58	A	Drexel	56 52	155	A	Drexel	56 52
				92	N	Missouri	51 65	51	A	Harvard	72 67	183	A	Harvard	72 67
									A	Princeton	42 54	189	A	Princeton	42 54
									N	Ball St.	69 66	299	N	Ball St.	69 66

LAST 12 Division I GAMES:															
299	N	Ball St.	69 66	183	A	Harvard	72 67	47	N	Texas	55 56	119	A	Providence	48 44
92	N	Missouri	51 65	56	A	Bucknell	58 75	155	A	Drexel	56 52				
189	A	Princeton	42 54												
52	H	Central Mich.	52 67												

Non-Div I Games:

Qui nni pi ac

Average RPI	Win:	240	WON-LOST	WINNING	LAST 10	STRENGTH OF	OPP. STRENGTH	TEAM	ADJ.	CONF.	ADJ CONF.
Average RPI	Loss:	55	RECORD	PCT. RANK	GAMES	SCHEDULE	OF SCHEDULE	RPI	RPI	RPI	RPI
DIV. I ONLY		4- 3		131	1- 0	103	124	96	96	29	29
DIV. I NON-CONF.		4- 3		131	1- 0	103	124	96	96	29	29

TOTALS	RPI 1-25		RPI 26-50		W-L RECORDS	RPI 51-100		RPI 101-150		RPI 150+	
4- 3	0- 1		0- 1		OVERALL	0- 0		1- 1		3- 0	
2- 0	0- 0		0- 0		HOME	0- 0		0- 0		2- 0	
1- 2	0- 1		0- 1		AWAY	0- 0		1- 0		0- 0	
1- 1	0- 0		0- 0		NEUTRAL	0- 0		0- 1		1- 0	
4- 3	0- 1		0- 1		NON-CONFERENCE	0- 0		1- 1		3- 0	
2- 0	0- 0		0- 0		HOME	0- 0		0- 0		2- 0	
1- 2	0- 1		0- 1		AWAY	0- 0		1- 0		0- 0	
1- 1	0- 0		0- 0		NEUTRAL	0- 0		0- 1		1- 0	
0- 0	0- 0		0- 0		CONFERENCE	0- 0		0- 0		0- 0	
0- 0	0- 0		0- 0		HOME	0- 0		0- 0		0- 0	
0- 0	0- 0		0- 0		AWAY	0- 0		0- 0		0- 0	
0- 0	0- 0		0- 0		NEUTRAL	0- 0		0- 0		0- 0	

RPI 1-25				RPI 26-50				RPI 51-100				RPI 101+			
RPI	S	Opponent	Score	RPI	S	Opponent	Score	RPI	S	Opponent	Score	RPI	S	Opponent	Score
4	A	NC State	58 75	38	A	Virginia Tech	44 55					123	N	Nebraska	39 77
												146	A	Virginia	57 44
												228	N	Temple	56 50
												283	H	ETSU	79 64
												303	H	South Carolina St.	61 31
LAST 12 Division I GAMES:															
				38	A	Virginia Tech	44 55	146	A	Virginia	57 44				
				123	N	Nebraska	39 77								
				228	N	Temple	56 50								
				4	A	NC State	58 75								
				283	H	ETSU	79 64								
				303	H	South Carolina St.	61 31								

Non-Div I Games:

Radford

Average RPI Win: 226		WON-LOST		WINNING		LAST 10		STRENGTH OF		OPP. STRENGTH		TEAM		ADJ.		CONF.		ADJ CONF.	
Average RPI Loss: 79		RECORD		PCT. RANK		GAMES		SCHEDULE		OF SCHEDULE		RPI		RPI		RPI		RPI	
DIV. I ONLY		5- 4		143		1- 0		63		200		81		81		16		16	
DIV. I NON-CONF.		5- 4		143		1- 0		63		200		81		81		16		16	
TOTALS		RPI 1-25		RPI 26-50		W-L RECORDS		RPI 51-100		RPI 101-150		RPI 150+							
5- 4		0- 1		0- 1		OVERALL		0- 0		1- 2		4- 0							
3- 1		0- 0		0- 0		HOME		0- 0		1- 1		2- 0							
2- 3		0- 1		0- 1		AWAY		0- 0		0- 1		2- 0							
0- 0		0- 0		0- 0		NEUTRAL		0- 0		0- 0		0- 0							
5- 4		0- 1		0- 1		NON-CONFERENCE		0- 0		1- 2		4- 0							
3- 1		0- 0		0- 0		HOME		0- 0		1- 1		2- 0							
2- 3		0- 1		0- 1		AWAY		0- 0		0- 1		2- 0							
0- 0		0- 0		0- 0		NEUTRAL		0- 0		0- 0		0- 0							
0- 0		0- 0		0- 0		CONFERENCE		0- 0		0- 0		0- 0							
0- 0		0- 0		0- 0		HOME		0- 0		0- 0		0- 0							
0- 0		0- 0		0- 0		AWAY		0- 0		0- 0		0- 0							
0- 0		0- 0		0- 0		NEUTRAL		0- 0		0- 0		0- 0							

RPI 1-25				RPI 26-50				RPI 51-100				Team's RPI: 81				RPI 101+			
RPI	S	Opponent	Score	RPI	S	Opponent	Score	RPI	S	Opponent	Score					RPI	S	Opponent	Score
16	A	Kentucky	52 75	48	A	Clemson	67 80									102	H	Boston College	64 88
																119	H	Providence	72 65
																148	A	Holy Cross	65 73
																194	H	North Dakota	77 63
																226	H	Brown	72 67
																294	A	Robert Morris	46 41
																298	A	Vermont	61 58

LAST 12 Division I GAMES:																			
298	A	Vermont	61 58	226	H	Brown	72 67												
294	A	Robert Morris	46 41	48	A	Clemson	67 80												
102	H	Boston College	64 88	16	A	Kentucky	52 75												
				119	H	Providence	72 65												
				194	H	North Dakota	77 63												
				148	A	Holy Cross	65 73												

Non-Div I Games:

Rhode Island

Average RPI	Win:	225	WON-LOST	WINNING	LAST 10	STRENGTH OF	OPP. STRENGTH	TEAM	ADJ.	CONF.	ADJ CONF.
Average RPI	Loss:	83	RECORD	PCT. RANK	GAMES	SCHEDULE	OF SCHEDULE	RPI	RPI	RPI	RPI
DIV. I ONLY		6- 2		63	1- 0	306		33	136	136	18
DIV. I NON-CONF.		6- 2		63	1- 0	306		33	136	136	18

TOTALS	RPI 1-25		RPI 26-50		W-L RECORDS	RPI 51-100		RPI 101-150		RPI 150+	
6- 2	0- 0		0- 1		OVERALL	0- 0		0- 1		6- 0	
4- 0	0- 0		0- 0		HOME	0- 0		0- 0		4- 0	
2- 2	0- 0		0- 1		AWAY	0- 0		0- 1		2- 0	
0- 0	0- 0		0- 0		NEUTRAL	0- 0		0- 0		0- 0	
6- 2	0- 0		0- 1		NON-CONFERENCE	0- 0		0- 1		6- 0	
4- 0	0- 0		0- 0		HOME	0- 0		0- 0		4- 0	
2- 2	0- 0		0- 1		AWAY	0- 0		0- 1		2- 0	
0- 0	0- 0		0- 0		NEUTRAL	0- 0		0- 0		0- 0	
0- 0	0- 0		0- 0		CONFERENCE	0- 0		0- 0		0- 0	
0- 0	0- 0		0- 0		HOME	0- 0		0- 0		0- 0	
0- 0	0- 0		0- 0		AWAY	0- 0		0- 0		0- 0	
0- 0	0- 0		0- 0		NEUTRAL	0- 0		0- 0		0- 0	

RPI	S	Opponent	Score	RPI	S	Opponent	Score	RPI	S	Opponent	Score	RPI	S	Opponent	Score
				49	A	UCLA	50 59					116	A	Texas A&M	54 65
												169	H	Georgia St.	66 49
												176	A	Little Rock	79 65
												210	H	Texas Southern	76 71
												227	A	Prairie View	68 58
												241	H	New Orleans	67 56
												325	H	McNeese	93 65
LAST 12 Division I GAMES:															
				227	A	Prairie View	68 58					169	H	Georgia St.	66 49
				241	H	New Orleans	67 56					210	H	Texas Southern	76 71
				325	H	McNeese	93 65					176	A	Little Rock	79 65
												49	A	UCLA	50 59
												116	A	Texas A&M	54 65

Non-Div I Games:

Rice

Average RPI Win: 308		WON-LOST	WINNING	LAST 10	STRENGTH OF	OPP. STRENGTH	TEAM	ADJ.	CONF.	ADJ CONF.
Average RPI Loss: 147		RECORD	PCT. RANK	GAMES	SCHEDULE	OF SCHEDULE	RPI	RPI	RPI	RPI
DIV. I ONLY		2- 7	282	1- 0	167	214	291	291	16	16
DIV. I NON-CONF.		2- 7	282	1- 0	167	214	291	291	16	16

TOTALS		RPI 1-25	RPI 26-50	W-L RECORDS		RPI 51-100	RPI 101-150	RPI 150+		
2- 7	0- 0		0- 2	OVERALL		0- 1	0- 0	2- 4		
2- 2	0- 0		0- 0	HOME		0- 0	0- 0	2- 2		
0- 4	0- 0		0- 1	AWAY		0- 1	0- 0	0- 2		
0- 1	0- 0		0- 1	NEUTRAL		0- 0	0- 0	0- 0		
2- 7	0- 0		0- 2	NON-CONFERENCE		0- 1	0- 0	2- 4		
2- 2	0- 0		0- 0	HOME		0- 0	0- 0	2- 2		
0- 4	0- 0		0- 1	AWAY		0- 1	0- 0	0- 2		
0- 1	0- 0		0- 1	NEUTRAL		0- 0	0- 0	0- 0		
0- 0	0- 0		0- 0	CONFERENCE		0- 0	0- 0	0- 0		
0- 0	0- 0		0- 0	HOME		0- 0	0- 0	0- 0		
0- 0	0- 0		0- 0	AWAY		0- 0	0- 0	0- 0		
0- 0	0- 0		0- 0	NEUTRAL		0- 0	0- 0	0- 0		

RPI 1-25				RPI 26-50				RPI 51-100				RPI 101+ Team's RPI: 291			
RPI	S	Opponent	Score	RPI	S	Opponent	Score	RPI	S	Opponent	Score	RPI	S	Opponent	Score
				32	A	UCF	48 70	97	A	Wake Forest	48 62	172	H	Georgetown	53 73
				38	N	Virginia Tech	57 85					192	A	William & Mary	55 65
												247	H	Fairfield	40 58
												250	A	Fla. Atlantic	55 69
												287	H	Howard	67 60
												328	H	UMES	57 55

LAST 12 Division I GAMES:															
				192	A	William & Mary	55 65	287	H	Howard	67 60				
				38	N	Virginia Tech	57 85	247	H	Fairfield	40 58				
				32	A	UCF	48 70	172	H	Georgetown	53 73				
				250	A	Fla. Atlantic	55 69								
				328	H	UMES	57 55								
				97	A	Wake Forest	48 62								

Non-Div I Games:

Ri chmond

R
i
d
e
rR
i
d
e
r

Ri der

Average RPI Win:	315	WON-LOST	WINNING	LAST 10	STRENGTH OF	OPP. STRENGTH	TEAM	ADJ.	CONF.	ADJ CONF.
Average RPI Loss:	113	RECORD	PCT. RANK	GAMES	SCHEDULE	OF SCHEDULE	RPI	RPI	RPI	RPI
DIV. I ONLY	1- 7	308	0- 1	156	103	294	294	31	31	
DIV. I NON-CONF.	1- 7	308	0- 1	156	103	294	294	31	31	

TOTALS	RPI 1-25	RPI 26-50	W-L RECORDS	RPI 51-100	RPI 101-150	RPI 150+				
1- 7	0- 1	0- 0	OVERALL	0- 2	0- 2	1- 2				
1- 2	0- 0	0- 0	HOME	0- 1	0- 0	1- 1				
0- 4	0- 1	0- 0	AWAY	0- 1	0- 2	0- 0				
0- 1	0- 0	0- 0	NEUTRAL	0- 0	0- 0	0- 1				
1- 7	0- 1	0- 0	NON-CONFERENCE	0- 2	0- 2	1- 2				
1- 2	0- 0	0- 0	HOME	0- 1	0- 0	1- 1				
0- 4	0- 1	0- 0	AWAY	0- 1	0- 2	0- 0				
0- 1	0- 0	0- 0	NEUTRAL	0- 0	0- 0	0- 1				
0- 0	0- 0	0- 0	CONFERENCE	0- 0	0- 0	0- 0				
0- 0	0- 0	0- 0	HOME	0- 0	0- 0	0- 0				
0- 0	0- 0	0- 0	AWAY	0- 0	0- 0	0- 0				
0- 0	0- 0	0- 0	NEUTRAL	0- 0	0- 0	0- 0				

RPI 1-25				RPI 26-50				RPI 51-100				RPI 101+				Team's RPI: 294
RPI	S	Opponent	Score	RPI	S	Opponent	Score	RPI	S	Opponent	Score	RPI	S	Opponent	Score	
25	A	Iowa	63 92					69	A	Loyola Marymount	53 61	142	A	Youngstown St.	59 69	
								81	H	Rhode Island	41 46	144	A	Bowling Green	60 61	
												165	H	Kent St.	46 54	
												168	N	SMU	55 60	
												315	H	La Salle	67 39	
LAST 12 Division I GAMES:																
69	A	Loyola Marymount	53 61	165	H	Kent St.	46 54									
142	A	Youngstown St.	59 69	25	A	Iowa	63 92									
				168	N	SMU	55 60									
				144	A	Bowling Green	60 61									
				81	H	Rhode Island	41 46									
				315	H	La Salle	67 39									

Non-Div I Games:

Robert Morris

Average RPI Win: 238

Average RPI Loss: 20

WON-LOST
RECORDWINNING
PCT. RANKLAST 10
GAMESSTRENGTH OF
SCHEDULEOPP. STRENGTH
OF SCHEDULETEAM
RPIADJ.
RPICONF.
RPIADJ CONF.
RPIDIV. I ONLY
DIV. I NON-CONF.6- 3
6- 398
981- 0
1- 1118
118163
163104
104104
1043
33
3

TOTALS

RPI 1-25

RPI 26-50

W-L RECORDS

RPI 51-100

RPI 101-150

RPI 150+

6- 3

0- 2

0- 1

OVERALL

0- 0

1- 0

5- 0

4- 0

0- 0

0- 0

HOME

0- 0

1- 0

3- 0

1- 1

0- 0

0- 1

AWAY

0- 0

0- 0

1- 0

1- 2

0- 2

0- 0

NEUTRAL

0- 0

0- 0

1- 0

6- 3

0- 2

0- 1

NON-CONFERENCE

0- 0

1- 0

5- 0

4- 0

0- 0

0- 0

HOME

0- 0

1- 0

3- 0

1- 1

0- 0

0- 1

AWAY

0- 0

0- 0

1- 0

1- 2

0- 2

0- 0

NEUTRAL

0- 0

0- 0

1- 0

0- 0

0- 0

0- 0

CONFERENCE

0- 0

0- 0

0- 0

0- 0

0- 0

0- 0

HOME

0- 0

0- 0

0- 0

0- 0

0- 0

0- 0

AWAY

0- 0

0- 0

0- 0

0- 0

0- 0

0- 0

NEUTRAL

0- 0

0- 0

0- 0

RPI 1-25

RPI 26-50

RPI 51-100

RPI 101+

Team's RPI: 104

RPI	S	Opponent	Score
9	N	Drake	59 69
14	N	Gonzaga	40 57

RPI	S	Opponent	Score
38	A	Virginia Tech	51 67

RPI	S	Opponent	Score
-----	---	----------	-------

RPI	S	Opponent	Score
113	H	Stony Brook	61 47
183	A	Harvard	60 49
248	H	Saint Francis (PA)	96 52
265	H	Central Conn. St.	73 44
283	N	ETSU	68 44
336	H	Albany (NY)	65 39

LAST 12 Division I GAMES:

283	N	ETSU	68	44	336	H	Albany (NY)	65	39
14	N	Gonzaga	40	57	265	H	Central Conn. St.	73	44
183	A	Harvard	60	49	113	H	Stony Brook	61	47
38	A	Virginia Tech	51	67	248	H	Saint Francis (PA)	96	52
9	N	Drake	59	69					

Non-Div I Games:

Rutgers

Loss,
 Non-Conf, S Site,
 H Home
A Away
 N Neutral

Average RPI Win:	169	WON-LOST	WINNING	LAST 10	STRENGTH OF	OPP. STRENGTH	TEAM	ADJ.	CONF.	ADJ CONF.
Average RPI Loss:	106	RECORD	PCT. RANK	GAMES	SCHEDULE	OF SCHEDULE	RPI	RPI	RPI	RPI
DIV. I ONLY	4- 2	98	1- 0	130	144	86	86	23	23	
DIV. I NON-CONF.	4- 2	98	1- 0	130	144	86	86	23	23	
<hr/>										
TOTALS	RPI 1-25	RPI 26-50	W-L RECORDS	RPI 51-100	RPI 101-150	RPI 150+				
4- 2	0- 1	0- 0	OVERALL	1- 0	2- 0	1- 1				
3- 0	0- 0	0- 0	HOME	1- 0	1- 0	1- 0				
0- 2	0- 1	0- 0	AWAY	0- 0	0- 0	0- 1				
1- 0	0- 0	0- 0	NEUTRAL	0- 0	1- 0	0- 0				
4- 2	0- 1	0- 0	NON-CONFERENCE	1- 0	2- 0	1- 1				
3- 0	0- 0	0- 0	HOME	1- 0	1- 0	1- 0				
0- 2	0- 1	0- 0	AWAY	0- 0	0- 0	0- 1				
1- 0	0- 0	0- 0	NEUTRAL	0- 0	1- 0	0- 0				
0- 0	0- 0	0- 0	CONFERENCE	0- 0	0- 0	0- 0				
0- 0	0- 0	0- 0	HOME	0- 0	0- 0	0- 0				
0- 0	0- 0	0- 0	AWAY	0- 0	0- 0	0- 0				
0- 0	0- 0	0- 0	NEUTRAL	0- 0	0- 0	0- 0				

RPI 1-25				RPI 26-50				RPI 51-100				RPI 101+			
RPI	S	Opponent	Score	RPI	S	Opponent	Score	RPI	S	Opponent	Score	RPI	S	Opponent	Score
13	A	Miami (FL)	60 81					94	H	Tulsa	76 34	108	H	Montana St.	60 53
												133	N	Yale	67 57
												198	A	Texas Tech	69 77
												339	H	Morgan St.	69 42
<hr/>															
LAST 12 Division I GAMES:															
198	A	Texas Tech	69 77	133	N	Yale	67 57								
94	H	Tulsa	76 34	108	H	Montana St.	60 53								
339	H	Morgan St.	69 42												
13	A	Miami (FL)	60 81												

Non-Div I Games: Wiley 97 38 Our Lady of the Lake 93 77

SFA

S I U E

S
I
U
E

SI UE

SMU

S
M
U

SMU

Average RPI	Win: 223	WON-LOST	WINNING	LAST 10	STRENGTH OF	OPP. STRENGTH	TEAM	ADJ.	CONF.	ADJ CONF.
Average RPI	Loss: 157	RECORD	PCT. RANK	GAMES	SCHEDULE	OF SCHEDULE	RPI	RPI	RPI	RPI
DIV. I ONLY	2- 3	207	0- 1	217	232	270	270	10	10	
DIV. I NON-CONF.	2- 3	207	0- 1	217	232	270	270	10	10	

TOTALS	RPI 1-25	RPI 26-50	W-L RECORDS	RPI 51-100	RPI 101-150	RPI 150+				
2- 3	0- 0	0- 0	OVERALL	0- 1	1- 1	1- 1				
1- 2	0- 0	0- 0	HOME	0- 1	0- 0	1- 1				
0- 0	0- 0	0- 0	AWAY	0- 0	0- 0	0- 0				
1- 1	0- 0	0- 0	NEUTRAL	0- 0	1- 1	0- 0				
2- 3	0- 0	0- 0	NON-CONFERENCE	0- 1	1- 1	1- 1				
1- 2	0- 0	0- 0	HOME	0- 1	0- 0	1- 1				
0- 0	0- 0	0- 0	AWAY	0- 0	0- 0	0- 0				
1- 1	0- 0	0- 0	NEUTRAL	0- 0	1- 1	0- 0				
0- 0	0- 0	0- 0	CONFERENCE	0- 0	0- 0	0- 0				
0- 0	0- 0	0- 0	HOME	0- 0	0- 0	0- 0				
0- 0	0- 0	0- 0	AWAY	0- 0	0- 0	0- 0				
0- 0	0- 0	0- 0	NEUTRAL	0- 0	0- 0	0- 0				

RPI 1-25				RPI 26-50				RPI 51-100				RPI 101+				Team's RPI: 270
RPI	S	Opponent	Score	RPI	S	Opponent	Score	RPI	S	Opponent	Score	RPI	S	Opponent	Score	
								83	H	UC Davi s	60 109	131	N	Illi noi s	109 107	
												143	N	Pepperdi ne	97 113	
												246	H	San Franci sco	75 86	
												314	H	Cal Poly	88 85	
LAST 12 Division I GAMES:																
				314	H	Cal Poly	88 85	83	H	UC Davi s	60 109					
								246	H	San Franci sco	75 86					
								131	N	Illi noi s	109 107					
								143	N	Pepperdi ne	97 113					

Non-Div I Games: Antelope Valley 86 80

Sacramento St.

Average RPI	Win:	287	WON-LOST	WINNING	LAST 10	STRENGTH OF	OPP. STRENGTH	TEAM	ADJ.	CONF.	ADJ CONF.
Average RPI	Loss:	150	RECORD	PCT. RANK	GAMES	SCHEDULE	OF SCHEDULE	RPI	RPI	RPI	RPI
DIV. I ONLY		3- 5		217	0- 1	193	243	220	220	31	31
DIV. I NON-CONF.		3- 5		217	0- 1	193	243	220	220	31	31

TOTALS	RPI 1-25		RPI 26-50		W-L RECORDS	RPI 51-100		RPI 101-150		RPI 150+	
3- 5	0- 0		0- 0		OVERALL	0- 0		0- 3		3- 2	
1- 2	0- 0		0- 0		HOME	0- 0		0- 1		1- 1	
2- 3	0- 0		0- 0		AWAY	0- 0		0- 2		2- 1	
0- 0	0- 0		0- 0		NEUTRAL	0- 0		0- 0		0- 0	
3- 5	0- 0		0- 0		NON-CONFERENCE	0- 0		0- 3		3- 2	
1- 2	0- 0		0- 0		HOME	0- 0		0- 1		1- 1	
2- 3	0- 0		0- 0		AWAY	0- 0		0- 2		2- 1	
0- 0	0- 0		0- 0		NEUTRAL	0- 0		0- 0		0- 0	
0- 0	0- 0		0- 0		CONFERENCE	0- 0		0- 0		0- 0	
0- 0	0- 0		0- 0		HOME	0- 0		0- 0		0- 0	
0- 0	0- 0		0- 0		AWAY	0- 0		0- 0		0- 0	
0- 0	0- 0		0- 0		NEUTRAL	0- 0		0- 0		0- 0	

RPI 1-25				RPI 26-50				RPI 51-100				RPI 101+ Team's RPI: 220			
RPI	S	Opponent	Score	RPI	S	Opponent	Score	RPI	S	Opponent	Score	RPI	S	Opponent	Score
												113	H	Stony Brook	58 73
												119	A	Providence	52 62
												147	A	Lehigh	66 70
												164	H	Monmouth	50 55
												205	A	Massachusetts	61 78
												272	A	Hofstra	70 64
												293	H	Siena	72 50
												297	A	New Hampshire	71 60

LAST 12 Division I GAMES:															
				147	A	Lehigh	66 70	297	A	New Hampshire	71 60				
				113	H	Stony Brook	58 73	293	H	Siena	72 50				
				272	A	Hofstra	70 64	205	A	Massachusetts	61 78				
				164	H	Monmouth	50 55								
				119	A	Providence	52 62								

Non-Div I Games:

Sacred Heart

Average RPI Win: 351
Average RPI Loss: 112

WON-LOST
RECORD

WINNING
PCT. RANK

LAST 10
GAMES

STRENGTH OF
SCHEDULE

OPP. STRENGTH
OF SCHEDULE

TEAM
RPI

ADJ.
RPI

CONF.
RPI

ADJ CONF.
RPI

DIV. I ONLY
DIV. I NON-CONF.

1- 6
1- 6

300
300

0- 1
0- 1

96
96

266
266

248
248

248
248

31
31

31
31

TOTALS

RPI 1-25

RPI 26-50

W-L RECORDS

RPI 51-100

RPI 101-150

RPI 150+

1- 6 0- 1
0- 2 0- 0
1- 4 0- 1
0- 0 0- 0

0- 1
0- 1
0- 0
0- 0

OVERALL
HOME
AWAY
NEUTRAL

0- 1
0- 1
0- 0
0- 0

0- 2
0- 0
0- 2
0- 0

1- 1
0- 0
1- 1
0- 0

1- 6 0- 1
0- 2 0- 0
1- 4 0- 1
0- 0 0- 0

0- 1
0- 1
0- 0
0- 0

NON-CONFERENCE
HOME
AWAY
NEUTRAL

0- 1
0- 1
0- 0
0- 0

0- 2
0- 0
0- 2
0- 0

1- 1
0- 0
1- 1
0- 0

0- 0 0- 0
0- 0 0- 0
0- 0 0- 0
0- 0 0- 0

0- 0
0- 0
0- 0
0- 0

CONFERENCE
HOME
AWAY
NEUTRAL

0- 0
0- 0
0- 0
0- 0

0- 0
0- 0
0- 0
0- 0

0- 0
0- 0
0- 0
0- 0

RPI 1-25

RPI S Opponent Score
15 A Bayl or 58 116

RPI 26-50

RPI S Opponent Score
26 H Duquesne 73 93

RPI 51-100

RPI S Opponent Score
91 H FGCU 69 83

RPI 101+

Team's RPI: 248

RPI S Opponent Score
104 A Rutgers 52 96
142 A Youngstown St. 56 80
295 A Liberty 53 82
351 A Longwood 91 88

LAST 12 Division I GAMES:

26 H Duquesne 73 93 142 A Youngstown St. 56 80
295 A Liberty 53 82 91 H FGCU 69 83
15 A Bayl or 58 116 351 A Longwood 91 88
104 A Rutgers 52 96

Non-Div I Games:

Seton Hill

86 74

Saint Francis (PA)

Loss, Non-Conf, S Site, H Home A Away N Neutral

Average RPI Win:	305	WON-LOST	WINNING	LAST 10	STRENGTH OF	OPP. STRENGTH	TEAM	ADJ.	CONF.	ADJ CONF.
Average RPI Loss:	142	RECORD	PCT. RANK	GAMES	SCHEDULE	OF SCHEDULE	RPI	RPI	RPI	RPI
DIV. I ONLY	3- 6	238	1- 0	221	268	301	301	16	16	
DIV. I NON-CONF.	3- 6	238	1- 0	221	268	301	301	16	16	

TOTALS	RPI 1-25	RPI 26-50	W-L RECORDS	RPI 51-100	RPI 101-150	RPI 150+				
3- 6	0- 0	0- 1	OVERALL	0- 1	0- 1	3- 3				
3- 4	0- 0	0- 1	HOME	0- 1	0- 0	3- 2				
0- 2	0- 0	0- 0	AWAY	0- 0	0- 1	0- 1				
0- 0	0- 0	0- 0	NEUTRAL	0- 0	0- 0	0- 0				
3- 6	0- 0	0- 1	NON-CONFERENCE	0- 1	0- 1	3- 3				
3- 4	0- 0	0- 1	HOME	0- 1	0- 0	3- 2				
0- 2	0- 0	0- 0	AWAY	0- 0	0- 1	0- 1				
0- 0	0- 0	0- 0	NEUTRAL	0- 0	0- 0	0- 0				
0- 0	0- 0	0- 0	CONFERENCE	0- 0	0- 0	0- 0				
0- 0	0- 0	0- 0	HOME	0- 0	0- 0	0- 0				
0- 0	0- 0	0- 0	AWAY	0- 0	0- 0	0- 0				
0- 0	0- 0	0- 0	NEUTRAL	0- 0	0- 0	0- 0				

RPI 1-25				RPI 26-50				RPI 51-100				RPI 101+				Team's RPI: 301
RPI	S	Opponent	Score	RPI	S	Opponent	Score	RPI	S	Opponent	Score	RPI	S	Opponent	Score	
				37	H	Auburn	70 81	62	H	Villanova	35 47	134	A	Penn	45 65	
												155	A	Drexel	34 51	
												228	H	Temple	52 58	
												236	H	Rider	54 56	
												278	H	Columbia	68 61	
												306	H	Niagara	68 54	
												330	H	Loyola Maryland	49 46	
LAST 12 Division I GAMES:																
				330	H	Loyola Maryland	49 46	62	H	Villanova	35 47					
				37	H	Auburn	70 81	278	H	Columbia	68 61					
				228	H	Temple	52 58	236	H	Rider	54 56					
								306	H	Niagara	68 54					
								134	A	Penn	45 65					
								155	A	Drexel	34 51					

Non-Div I Games:

Saint Joseph's

Average RPI Win: 197

Average RPI Loss: 101

WON-LOST
RECORDWINNING
PCT. RANKLAST 10
GAMESSTRENGTH OF
SCHEDULEOPP. STRENGTH
OF SCHEDULETEAM
RPIADJ.
RPICONF.
RPIADJ CONF.
RPIDIV. I ONLY
DIV. I NON-CONF.4- 5
4- 5188
1880- 1
0- 1153
15348
48182
182182
18216
1616
16

TOTALS

RPI 1-25

RPI 26-50

W-L RECORDS

RPI 51-100

RPI 101-150

RPI 150+

4- 5 0- 1
2- 3 0- 1
2- 1 0- 0
0- 1 0- 00- 0
0- 0
0- 0
0- 0OVERALL
HOME
AWAY
NEUTRAL0- 2
0- 0
0- 1
0- 11- 1
0- 1
1- 0
0- 03- 1
2- 1
1- 0
0- 04- 5 0- 1
2- 3 0- 1
2- 1 0- 0
0- 1 0- 00- 0
0- 0
0- 0
0- 0NON-CONFERENCE
HOME
AWAY
NEUTRAL0- 2
0- 0
0- 1
0- 11- 1
0- 1
1- 0
0- 03- 1
2- 1
1- 0
0- 00- 0 0- 0
0- 0 0- 0
0- 0 0- 0
0- 0 0- 00- 0
0- 0
0- 0
0- 0CONFERENCE
HOME
AWAY
NEUTRAL0- 0
0- 0
0- 0
0- 00- 0
0- 0
0- 0
0- 00- 0
0- 0
0- 0
0- 0

RPI 1-25

RPI S Opponent Score
2 H UConn 42 98

RPI 26-50

RPI S Opponent Score

RPI 51-100

RPI S Opponent Score
94 A Tul sa 75 86
100 N Chattanooga 61 71

RPI 101+

Team's RPI: 182

RPI S Opponent Score
120 H Indiana St. 56 60
146 A Virginia 67 65
174 H Southern Ill. 62 58
187 H Cincinnati 50 51
206 H SIUE 63 56
261 A Eastern Ky. 70 43

LAST 12 Division I GAMES:

2 H UConn	42 98	94 A Tul sa	75 86
206 H SIUE	63 56	187 H Cincinnati	50 51
174 H Southern Ill.	62 58	120 H Indiana St.	56 60
146 A Virginia	67 65	261 A Eastern Ky.	70 43
100 N Chattanooga	61 71		

Non-Div I Games:

Saint Louis

Average RPI	Win:	212	WON-LOST	WINNING	LAST 10	STRENGTH OF	OPP. STRENGTH	TEAM	ADJ.	CONF.	ADJ CONF.
Average RPI	Loss:	32	RECORD	PCT. RANK	GAMES	SCHEDULE	OF SCHEDULE	RPI	RPI	RPI	RPI
DIV. I ONLY		5- 3		115	0- 1	32	121	43	43	7	7
DIV. I NON-CONF.		5- 3		115	0- 1	32	121	43	43	7	7

TOTALS	RPI 1-25		RPI 26-50		W-L RECORDS	RPI 51-100		RPI 101-150		RPI 150+	
5- 3	0- 2		1- 0		OVERALL	0- 1		0- 0		4- 0	
2- 2	0- 2		1- 0		HOME	0- 0		0- 0		1- 0	
3- 1	0- 0		0- 0		AWAY	0- 1		0- 0		3- 0	
0- 0	0- 0		0- 0		NEUTRAL	0- 0		0- 0		0- 0	
5- 3	0- 2		1- 0		NON-CONFERENCE	0- 1		0- 0		4- 0	
2- 2	0- 2		1- 0		HOME	0- 0		0- 0		1- 0	
3- 1	0- 0		0- 0		AWAY	0- 1		0- 0		3- 0	
0- 0	0- 0		0- 0		NEUTRAL	0- 0		0- 0		0- 0	
0- 0	0- 0		0- 0		CONFERENCE	0- 0		0- 0		0- 0	
0- 0	0- 0		0- 0		HOME	0- 0		0- 0		0- 0	
0- 0	0- 0		0- 0		AWAY	0- 0		0- 0		0- 0	
0- 0	0- 0		0- 0		NEUTRAL	0- 0		0- 0		0- 0	

RPI 1-25				RPI 26-50				Team's RPI: 43				RPI 51-100				RPI 101+			
RPI	S	Opponent	Score	RPI	S	Opponent	Score	RPI	S	Opponent	Score	RPI	S	Opponent	Score	RPI	S	Opponent	Score
3	H	Cal i forni a	78 81	44	H	Wyomi ng	90 84	87	A	Oregon St.	56 89	188	H	Mil waukee	73 71				
7	H	Oregon	55 79									213	A	Washi ngton St.	70 64				
												300	A	UC Santa Barbara	80 55				
												314	A	Cal Poly	69 51				

LAST 12 Di vi si on I GAMES:																			
300	A	UC Santa Barbara	80 55	3	H	Cal i forni a	78 81	314	A	Cal Poly	69 51								
7	H	Oregon	55 79																
188	H	Mil waukee	73 71																
87	A	Oregon St.	56 89																
213	A	Washing ton St.	70 64																
44	H	Wyomi ng	90 84																

Non-Div I Games:

Saint Mary's (CA)

Average RPI Win:	334	WON-LOST	WINNING	LAST 10	STRENGTH OF	OPP. STRENGTH	TEAM	ADJ.	CONF.	ADJ CONF.
Average RPI Loss:	167	RECORD	PCT. RANK	GAMES	SCHEDULE	OF SCHEDULE	RPI	RPI	RPI	RPI
DIV. I ONLY	4- 5	188	0- 1	286	339	275	275	27	27	
DIV. I NON-CONF.	4- 5	188	0- 1	286	339	275	275	27	27	

TOTALS	RPI 1-25	RPI 26-50	W-L RECORDS	RPI 51-100	RPI 101-150	RPI 150+				
4- 5	0- 0	0- 0	OVERALL	0- 0	0- 3	4- 2				
3- 1	0- 0	0- 0	HOME	0- 0	0- 0	3- 1				
1- 4	0- 0	0- 0	AWAY	0- 0	0- 3	1- 1				
0- 0	0- 0	0- 0	NEUTRAL	0- 0	0- 0	0- 0				
4- 5	0- 0	0- 0	NON-CONFERENCE	0- 0	0- 3	4- 2				
3- 1	0- 0	0- 0	HOME	0- 0	0- 0	3- 1				
1- 4	0- 0	0- 0	AWAY	0- 0	0- 3	1- 1				
0- 0	0- 0	0- 0	NEUTRAL	0- 0	0- 0	0- 0				
0- 0	0- 0	0- 0	CONFERENCE	0- 0	0- 0	0- 0				
0- 0	0- 0	0- 0	HOME	0- 0	0- 0	0- 0				
0- 0	0- 0	0- 0	AWAY	0- 0	0- 0	0- 0				
0- 0	0- 0	0- 0	NEUTRAL	0- 0	0- 0	0- 0				

RPI 1-25				RPI 26-50				RPI 51-100				RPI 101+ Team's RPI : 275			
RPI	S	Opponent	Score	RPI	S	Opponent	Score	RPI	S	Opponent	Score	RPI	S	Opponent	Score
												102	A	Boston College	57 89
												117	A	Seton Hall	47 90
												133	A	Yale	56 72
												178	H	Cal St. Fullerton	45 69
												304	A	UMass Lowell	57 59
												311	A	Lafayette	62 60
												334	H	Wagner	69 57
												343	H	NJIT	70 57
												348	H	LIU Brooklyn	86 59
LAST 12 Division I GAMES:															
				102	A	Boston College	57 89					178	H	Cal St. Fullerton	45 69
				304	A	UMass Lowell	57 59					133	A	Yale	56 72
				343	H	NJIT	70 57					117	A	Seton Hall	47 90
												334	H	Wagner	69 57
												311	A	Lafayette	62 60
												348	H	LIU Brooklyn	86 59

Non-Div I Games:

Saint Peter's

Average RPI Win:	286	WON-LOST	WINNING	LAST 10	STRENGTH OF	OPP. STRENGTH	TEAM	ADJ.	CONF.	ADJ CONF.
Average RPI Loss:	155	RECORD	PCT. RANK	GAMES	SCHEDULE	OF SCHEDULE	RPI	RPI	RPI	RPI

DIV. I ONLY	2- 3	207	1- 0	89	309	137	137	23	23
DIV. I NON-CONF.	2- 3	207	1- 0	89	309	137	137	23	23
TOTALS	RPI 1-25	RPI 26-50	W-L RECORDS	RPI 51-100	RPI 101-150	RPI 150+			
2- 3	0- 0	0- 1	OVERALL	0- 0	0- 0	2- 2			
0- 0	0- 0	0- 0	HOME	0- 0	0- 0	0- 0			
2- 2	0- 0	0- 1	AWAY	0- 0	0- 0	2- 1			
0- 1	0- 0	0- 0	NEUTRAL	0- 0	0- 0	0- 1			
2- 3	0- 0	0- 1	NON-CONFERENCE	0- 0	0- 0	2- 2			
0- 0	0- 0	0- 0	HOME	0- 0	0- 0	0- 0			
2- 2	0- 0	0- 1	AWAY	0- 0	0- 0	2- 1			
0- 1	0- 0	0- 0	NEUTRAL	0- 0	0- 0	0- 1			
0- 0	0- 0	0- 0	CONFERENCE	0- 0	0- 0	0- 0			
0- 0	0- 0	0- 0	HOME	0- 0	0- 0	0- 0			
0- 0	0- 0	0- 0	AWAY	0- 0	0- 0	0- 0			
0- 0	0- 0	0- 0	NEUTRAL	0- 0	0- 0	0- 0			

RPI 1-25	RPI 26-50	RPI 51-100	RPI 101+	Team's RPI: 137
RPI S Opponent Score	RPI S Opponent Score	RPI S Opponent Score	RPI S Opponent Score	
	36 A LSU 52 66		195 N Troy 79 84	
			234 A Wi chi ta St. 55 63	
			238 A Southern Mi ss. 65 61	
			333 A Loui si ana 68 62	
LAST 12 Di vi si on I GAMES:				
	333 A Loui si ana 68 62	234 A Wi chi ta St. 55 63		
	238 A Southern Mi ss. 65 61	36 A LSU 52 66		
	195 N Troy 79 84			

Non-Di v I Games: UNKNOWN 94 46 Wiley 101 63 Jarvis Christian 100 55

Sam Houston St.

Average RPI Win: 281
Average RPI Loss: 153

WON-LOST
RECORD

WINNING
PCT. RANK

LAST 10
GAMES

STRENGTH OF
SCHEDULE

OPP. STRENGTH
OF SCHEDULE

TEAM
RPI

ADJ.
RPI

CONF.
RPI

ADJ CONF.
RPI

DIV. I ONLY
DIV. I NON-CONF.

2- 6
2- 6

264
264

0- 1
0- 1

155
155

229
229

245
245

245
245

25
25

25
25

TOTALS

RPI 1-25

RPI 26-50

W-L RECORDS

RPI 51-100

RPI 101-150

RPI 150+

2- 6

0- 0

0- 0

OVERALL

0- 1

0- 1

2- 4

1- 1

0- 0

0- 0

HOME

0- 0

0- 0

1- 1

1- 5

0- 0

0- 0

AWAY

0- 1

0- 1

1- 3

0- 0

0- 0

0- 0

NEUTRAL

0- 0

0- 0

0- 0

2- 6

0- 0

0- 0

NON-CONFERENCE

0- 1

0- 1

2- 4

1- 1

0- 0

0- 0

HOME

0- 0

0- 0

1- 1

1- 5

0- 0

0- 0

AWAY

0- 1

0- 1

1- 3

0- 0

0- 0

0- 0

NEUTRAL

0- 0

0- 0

0- 0

0- 0

0- 0

0- 0

CONFERENCE

0- 0

0- 0

0- 0

0- 0

0- 0

0- 0

HOME

0- 0

0- 0

0- 0

0- 0

0- 0

0- 0

AWAY

0- 0

0- 0

0- 0

0- 0

0- 0

0- 0

NEUTRAL

0- 0

0- 0

0- 0

RPI 1-25

RPI 26-50

RPI 51-100

RPI 101+

Team's RPI: 245

RPI S Opponent Score

RPI S Opponent Score

RPI S Opponent Score

RPI S Opponent Score

60 A UT Martin 68 89

105 A Oklahoma St. 62 82

160 H UAB 41 66

162 A Hampton 57 64

195 A Troy 52 72

238 A Southern Mi ss. 40 76

257 A Alabama St. 60 51

305 H Presbyteri an 75 54

LAST 12 Division I GAMES:

238 A Southern Mi ss. 40 76

257 A Alabama St. 60 51

195 A Troy 52 72

60 A UT Martin 68 89

160 H UAB 41 66

305 H Presbyteri an 75 54

162 A Hampton 57 64

105 A Oklahoma St. 62 82

Non-Div I Games:

Rhodes

71 54

Samford

Average RPI	Win:	239	WON-LOST	WINNING	LAST 10	STRENGTH OF	OPP. STRENGTH	TEAM	ADJ.	CONF.	ADJ CONF.
Average RPI	Loss:	84	RECORD	PCT. RANK	GAMES	SCHEDULE	OF SCHEDULE	RPI	RPI	RPI	RPI
DIV. I ONLY		5- 3		115	1- 0	179	79	139	139	7	7
DIV. I NON-CONF.		5- 3		115	1- 0	179	79	139	139	7	7

TOTALS	RPI 1-25		RPI 26-50		W-L RECORDS	RPI 51-100		RPI 101-150		RPI 150+	
5- 3	0- 1		0- 1		OVERALL	0- 0		1- 0		4- 1	
4- 1	0- 1		0- 0		HOME	0- 0		1- 0		3- 0	
1- 2	0- 0		0- 1		AWAY	0- 0		0- 0		1- 1	
0- 0	0- 0		0- 0		NEUTRAL	0- 0		0- 0		0- 0	
5- 3	0- 1		0- 1		NON-CONFERENCE	0- 0		1- 0		4- 1	
4- 1	0- 1		0- 0		HOME	0- 0		1- 0		3- 0	
1- 2	0- 0		0- 1		AWAY	0- 0		0- 0		1- 1	
0- 0	0- 0		0- 0		NEUTRAL	0- 0		0- 0		0- 0	
0- 0	0- 0		0- 0		CONFERENCE	0- 0		0- 0		0- 0	
0- 0	0- 0		0- 0		HOME	0- 0		0- 0		0- 0	
0- 0	0- 0		0- 0		AWAY	0- 0		0- 0		0- 0	
0- 0	0- 0		0- 0		NEUTRAL	0- 0		0- 0		0- 0	

RPI 1-25				RPI 26-50				RPI 51-100				RPI 101+ Team's RPI: 139			
RPI	S	Opponent	Score	RPI	S	Opponent	Score	RPI	S	Opponent	Score	RPI	S	Opponent	Score
3	H	Cal i forni a	53 70	29	A	Mi nnesota	48 53					128	H	San Diego St.	72 71
												221	A	Southern Utah	59 69
												239	H	Dartmouth	78 76
												269	H	Hawai i	58 50
												277	H	Cl evel and St.	83 82
												281	A	Long Beach St.	60 56
LAST 12 Division I GAMES:															
281	A	Long Beach St.	60 56	128	H	San Diego St.	72 71								
239	H	Dartmouth	78 76	3	H	Cal i forni a	53 70								
				277	H	Cl evel and St.	83 82								
				29	A	Mi nnesota	48 53								
				269	H	Hawai i	58 50								
				221	A	Southern Utah	59 69								

Non-Div I Games:

San Diego

Average RPI Win: 240

Average RPI Loss: 93

WON-LOST
RECORDWINNING
PCT. RANKLAST 10
GAMESSTRENGTH OF
SCHEDULEOPP. STRENGTH
OF SCHEDULETEAM
RPIADJ.
RPICONF.
RPIADJ CONF.
RPIDIV. I ONLY
DIV. I NON-CONF.5- 4
5- 4143
1431- 0
1- 084
84220
220128
128128
1289
99
9

TOTALS

RPI 1-25

RPI 26-50

W-L RECORDS

RPI 51-100

RPI 101-150

RPI 150+

5- 4
3- 2
2- 2
0- 00- 0
0- 0
0- 0
0- 00- 1
0- 1
0- 0
0- 0OVERALL
HOME
AWAY
NEUTRAL0- 1
0- 1
0- 0
0- 00- 2
0- 0
0- 2
0- 05- 0
3- 0
2- 0
0- 05- 4
3- 2
2- 2
0- 00- 0
0- 0
0- 0
0- 00- 1
0- 1
0- 0
0- 0NON-CONFERENCE
HOME
AWAY
NEUTRAL0- 1
0- 1
0- 0
0- 00- 2
0- 0
0- 2
0- 05- 0
3- 0
2- 0
0- 00- 0
0- 0
0- 0
0- 00- 0
0- 0
0- 0
0- 00- 0
0- 0
0- 0
0- 0CONFERENCE
HOME
AWAY
NEUTRAL0- 0
0- 0
0- 0
0- 00- 0
0- 0
0- 0
0- 00- 0
0- 0
0- 0
0- 0

RPI 1-25

RPI 26-50

RPI 51-100

RPI 101+

Team's RPI: 128

RPI S Opponent Score

RPI S Opponent Score

40 H TCU 64 81

RPI S Opponent Score

63 H Arizona 60 69

RPI S Opponent Score

130 A Santa Clara 43 60

139 A San Diego 71 72

178 A Cal St. Fullerton 83 72

180 A UC Irvine 78 70

269 H Hawai i 58 57

284 H Cal i forni a Baptist 83 67

288 H Incarnate Word 81 38

LAST 12 Division I GAMES:

180 A UC Irvine 78 70

63 H Arizona 60 69

139 A San Diego 71 72

40 H TCU 64 81

284 H Cal i forni a Baptist 83 67

288 H Incarnate Word 81 38

178 A Cal St. Fullerton 83 72

130 A Santa Clara 43 60

269 H Hawai i 58 57

San Diego St.

Average RPI Win: 269		WON-LOST	WINNING	LAST 10	STRENGTH OF		OPP. STRENGTH	TEAM	ADJ.	CONF.	ADJ CONF.
Average RPI Loss: 132		RECORD	PCT. RANK	GAMES	SCHEDULE		OF SCHEDULE	RPI	RPI	RPI	RPI
DIV. I ONLY		3- 5	217	1- 0	254		141	246	246	7	7
DIV. I NON-CONF.		3- 5	217	1- 0	254		141	246	246	7	7

TOTALS		RPI 1-25		RPI 26-50	W-L RECORDS		RPI 51-100	RPI 101-150		RPI 150+	
3- 5		0- 1		0- 1	OVERALL		0- 0	0- 0		3- 3	
1- 2		0- 0		0- 1	HOME		0- 0	0- 0		1- 1	
1- 3		0- 1		0- 0	AWAY		0- 0	0- 0		1- 2	
1- 0		0- 0		0- 0	NEUTRAL		0- 0	0- 0		1- 0	
3- 5		0- 1		0- 1	NON-CONFERENCE		0- 0	0- 0		3- 3	
1- 2		0- 0		0- 1	HOME		0- 0	0- 0		1- 1	
1- 3		0- 1		0- 0	AWAY		0- 0	0- 0		1- 2	
1- 0		0- 0		0- 0	NEUTRAL		0- 0	0- 0		1- 0	
0- 0		0- 0		0- 0	CONFERENCE		0- 0	0- 0		0- 0	
0- 0		0- 0		0- 0	HOME		0- 0	0- 0		0- 0	
0- 0		0- 0		0- 0	AWAY		0- 0	0- 0		0- 0	
0- 0		0- 0		0- 0	NEUTRAL		0- 0	0- 0		0- 0	

RPI 1-25				RPI 26-50				RPI 51-100				RPI 101+ Team's RPI: 246			
RPI	S	Opponent	Score	RPI	S	Opponent	Score	RPI	S	Opponent	Score	RPI	S	Opponent	Score
20	A	Stanford	62 96	33	H	Northern Colo.	63 68					190	H	UT Arlington	73 80
												202	A	Idaho	63 70
												213	A	Washington St.	61 91
												222	H	San Jose St.	85 63
												270	A	Sacramento St.	86 75
												314	N	Cal Poly	65 62
LAST 12 Division I GAMES:															
190	H	UT Arlington	73 80	270	A	Sacramento St.	86 75								
33	H	Northern Colo.	63 68	202	A	Idaho	63 70								
314	N	Cal Poly	65 62	213	A	Washington St.	61 91								
20	A	Stanford	62 96												
222	H	San Jose St.	85 63												

Non-Div I Games:

San Francisco

Average RPI Win:	254	WON-LOST	WINNING	LAST 10	STRENGTH OF	OPP. STRENGTH	TEAM	ADJ.	CONF.	ADJ CONF.
Average RPI Loss:	118	RECORD	PCT. RANK	GAMES	SCHEDULE	OF SCHEDULE	RPI	RPI	RPI	RPI

DIV. I ONLY	1- 6	300	0- 1	25	294	222	222	9	9
DIV. I NON-CONF.	1- 6	300	0- 1	25	294	222	222	9	9
TOTALS	RPI 1-25	RPI 26-50	W-L RECORDS	RPI 51-100	RPI 101-150	RPI 150+			
1- 6	0- 1	0- 0	OVERALL	0- 2	0- 1	1- 2			
1- 2	0- 0	0- 0	HOME	0- 1	0- 0	1- 1			
0- 4	0- 1	0- 0	AWAY	0- 1	0- 1	0- 1			
0- 0	0- 0	0- 0	NEUTRAL	0- 0	0- 0	0- 0			
1- 6	0- 1	0- 0	NON-CONFERENCE	0- 2	0- 1	1- 2			
1- 2	0- 0	0- 0	HOME	0- 1	0- 0	1- 1			
0- 4	0- 1	0- 0	AWAY	0- 1	0- 1	0- 1			
0- 0	0- 0	0- 0	NEUTRAL	0- 0	0- 0	0- 0			
0- 0	0- 0	0- 0	CONFERENCE	0- 0	0- 0	0- 0			
0- 0	0- 0	0- 0	HOME	0- 0	0- 0	0- 0			
0- 0	0- 0	0- 0	AWAY	0- 0	0- 0	0- 0			
0- 0	0- 0	0- 0	NEUTRAL	0- 0	0- 0	0- 0			

RPI S Opponent Score	RPI S Opponent Score	RPI S Opponent Score	RPI S Opponent Score
17 A Col orado 64 76		55 A Portland St. 51 80	123 A Nebraska 63 96
		88 H Paci fi c 67 91	180 H UC Irvi ne 66 74
			246 A San Franci sco 63 85
			254 H CSU Bakersfi el d 82 72
Team's RPI: 222			
LAST 12 Division I GAMES:			
123 A Nebraska 63 96	17 A Col orado 64 76	180 H UC Irvi ne 66 74	
	88 H Paci fi c 67 91	246 A San Franci sco 63 85	
	254 H CSU Bakersfi el d 82 72		
	55 A Portland St. 51 80		
	246 A San Franci sco 63 85		

Non-Div I Games: San Fran. St. 66 73

San Jose St.

Average RPI Win: 196		WON-LOST RECORD	WINNING PCT. RANK	LAST 10 GAMES	STRENGTH OF SCHEDULE	OPP. STRENGTH OF SCHEDULE	TEAM RPI	ADJ. RPI	CONF. RPI	ADJ. CONF. RPI
DIV. I ONLY		4- 2	98	0- 1	164	125	130	130	7	7
DIV. I NON-CONF.		4- 2	98	0- 1	164	125	130	130	7	7
TOTALS		RPI 1-25		RPI 26-50	W-L RECORDS		RPI 51-100	RPI 101-150	RPI 150+	
4- 2	0- 0			0- 0	OVERALL		0- 1	1- 1	3- 0	
3- 1	0- 0			0- 0	HOME		0- 0	1- 1	2- 0	
1- 1	0- 0			0- 0	AWAY		0- 1	0- 0	1- 0	
0- 0	0- 0			0- 0	NEUTRAL		0- 0	0- 0	0- 0	
4- 2	0- 0			0- 0	NON-CONFERENCE		0- 1	1- 1	3- 0	
3- 1	0- 0			0- 0	HOME		0- 0	1- 1	2- 0	
1- 1	0- 0			0- 0	AWAY		0- 1	0- 0	1- 0	
0- 0	0- 0			0- 0	NEUTRAL		0- 0	0- 0	0- 0	
0- 0	0- 0			0- 0	CONFERENCE		0- 0	0- 0	0- 0	
0- 0	0- 0			0- 0	HOME		0- 0	0- 0	0- 0	
0- 0	0- 0			0- 0	AWAY		0- 0	0- 0	0- 0	
0- 0	0- 0			0- 0	NEUTRAL		0- 0	0- 0	0- 0	

RPI 1-25				RPI 26-50				RPI 51-100				RPI 101+ Team's RPI : 130			
RPI	S	Opponent	Score	RPI	S	Opponent	Score	RPI	S	Opponent	Score	RPI	S	Opponent	Score
												72	A	Southern California	46 77
												128	H	San Diego St.	60 43
												140	H	CSUN	38 53
												178	A	Cal St. Fullerton	64 60
												204	H	Nevada	56 48
												274	H	Missouri St.	77 73
LAST 12 Division I GAMES:															
				140	H	CSUN	38 53								
				274	H	Missouri St.	77 73								
				178	A	Cal St. Fullerton	64 60								
				72	A	Southern California	46 77								
				128	H	San Diego St.	60 43								
				204	H	Nevada	56 48								

Non-Div I Games:	Sonoma St.	98	38
------------------	------------	----	----

Santa Clara

Average RPI	Win:	0	WON-LOST	WINNING	LAST 10	STRENGTH OF	OPP. STRENGTH	TEAM	ADJ.	CONF.	ADJ CONF.
Average RPI	Loss:	198	RECORD	PCT. RANK	GAMES	SCHEDULE	OF SCHEDULE	RPI	RPI	RPI	RPI
DIV. I ONLY		0- 5		326	0- 1	342	90	349	349	32	32
DIV. I NON-CONF.		0- 5		326	0- 1	342	90	349	349	32	32

TOTALS	RPI 1-25		RPI 26-50		W-L RECORDS	RPI 51-100		RPI 101-150		RPI 150+	
0- 5	0- 0		0- 1		OVERALL	0- 0		0- 0		0- 4	
0- 3	0- 0		0- 0		HOME	0- 0		0- 0		0- 3	
0- 2	0- 0		0- 1		AWAY	0- 0		0- 0		0- 1	
0- 0	0- 0		0- 0		NEUTRAL	0- 0		0- 0		0- 0	
0- 5	0- 0		0- 1		NON-CONFERENCE	0- 0		0- 0		0- 4	
0- 3	0- 0		0- 0		HOME	0- 0		0- 0		0- 3	
0- 2	0- 0		0- 1		AWAY	0- 0		0- 0		0- 1	
0- 0	0- 0		0- 0		NEUTRAL	0- 0		0- 0		0- 0	
0- 0	0- 0		0- 0		CONFERENCE	0- 0		0- 0		0- 0	
0- 0	0- 0		0- 0		HOME	0- 0		0- 0		0- 0	
0- 0	0- 0		0- 0		AWAY	0- 0		0- 0		0- 0	
0- 0	0- 0		0- 0		NEUTRAL	0- 0		0- 0		0- 0	

RPI 1-25				RPI 26-50				RPI 51-100				RPI 101+ Team's RPI: 349			
RPI	S	Opponent	Score	RPI	S	Opponent	Score	RPI	S	Opponent	Score	RPI	S	Opponent	Score
				35	A	DePaul	61 124					210	H	Texas Southern	41 65
												231	A	Ole Miss	51 74
												252	H	Jacksonville	58 68
												260	H	Ga. Southern	71 82
LAST 12 Division I GAMES:															
								231	A	Ole Miss	51 74				
								210	H	Texas Southern	41 65				
								35	A	DePaul	61 124				
								252	H	Jacksonville	58 68				
								260	H	Ga. Southern	71 82				

Non-Div I Games: Carver 101 49 Wesleyan (GA) 155 26

Savannah St.

Average RPI Win:	0	WON-LOST	WINNING	LAST 10	STRENGTH OF	OPP. STRENGTH	TEAM	ADJ.	CONF.	ADJ CONF.
Average RPI Loss:	123	RECORD	PCT. RANK	GAMES	SCHEDULE	OF SCHEDULE	RPI	RPI	RPI	RPI
DIV. I ONLY	0- 9	326	0- 1	17	298	242	242	30	30	
DIV. I NON-CONF.	0- 9	326	0- 1	17	298	242	242	30	30	

TOTALS	RPI 1-25	RPI 26-50	W-L RECORDS	RPI 51-100	RPI 101-150	RPI 150+				
0- 9	0- 0	0- 0	OVERALL	0- 4	0- 3	0- 2				
0- 4	0- 0	0- 0	HOME	0- 1	0- 2	0- 1				
0- 4	0- 0	0- 0	AWAY	0- 2	0- 1	0- 1				
0- 1	0- 0	0- 0	NEUTRAL	0- 1	0- 0	0- 0				
0- 9	0- 0	0- 0	NON-CONFERENCE	0- 4	0- 3	0- 2				
0- 4	0- 0	0- 0	HOME	0- 1	0- 2	0- 1				
0- 4	0- 0	0- 0	AWAY	0- 2	0- 1	0- 1				
0- 1	0- 0	0- 0	NEUTRAL	0- 1	0- 0	0- 0				
0- 0	0- 0	0- 0	CONFERENCE	0- 0	0- 0	0- 0				
0- 0	0- 0	0- 0	HOME	0- 0	0- 0	0- 0				
0- 0	0- 0	0- 0	AWAY	0- 0	0- 0	0- 0				
0- 0	0- 0	0- 0	NEUTRAL	0- 0	0- 0	0- 0				

RPI 1-25				RPI 26-50				RPI 51-100				RPI 101+ Team's RPI: 242					
RPI	S	Opponent	Score	RPI	S	Opponent	Score	RPI	S	Opponent	Score	RPI	S	Opponent	Score		
								55	A	Portland St.	43	68	101	A	Utah	62	89
								63	N	Arizona	54	84	141	H	Northern Ariz.	58	65
								66	H	Washington	58	69	143	H	Pepperdine	64	78
								88	A	Pacific	61	75	178	H	Cal St. Fullerton	54	57
													269	A	Hawaii	51	67
LAST 12 Division I GAMES:																	
				143	H	Pepperdine	64	78	88	A	Pacific	61	75				
				66	H	Washington	58	69	141	H	Northern Ariz.	58	65				
				101	A	Utah	62	89	178	H	Cal St. Fullerton	54	57				
				55	A	Portland St.	43	68									
				269	A	Hawaii	51	67									
				63	N	Arizona	54	84									

Non-Div I Games:

Seattle U

Average RPI	Win:	267	WON-LOST	WINNING	LAST 10	STRENGTH OF	OPP. STRENGTH	TEAM	ADJ.	CONF.	ADJ CONF.
Average RPI	Loss:	26	RECORD	PCT. RANK	GAMES	SCHEDULE	OF SCHEDULE	RPI	RPI	RPI	RPI
DIV. I ONLY		7- 2		50	0- 1	271	101	117	117	4	4
DIV. I NON-CONF.		7- 2		50	0- 1	271	101	117	117	4	4

TOTALS	RPI 1-25		RPI 26-50		W-L RECORDS	RPI 51-100		RPI 101-150		RPI 150+	
7- 2	0- 1		0- 1		OVERALL	0- 0		0- 0		7- 0	
6- 0	0- 0		0- 0		HOME	0- 0		0- 0		6- 0	
1- 2	0- 1		0- 1		AWAY	0- 0		0- 0		1- 0	
0- 0	0- 0		0- 0		NEUTRAL	0- 0		0- 0		0- 0	
7- 2	0- 1		0- 1		NON-CONFERENCE	0- 0		0- 0		7- 0	
6- 0	0- 0		0- 0		HOME	0- 0		0- 0		6- 0	
1- 2	0- 1		0- 1		AWAY	0- 0		0- 0		1- 0	
0- 0	0- 0		0- 0		NEUTRAL	0- 0		0- 0		0- 0	
0- 0	0- 0		0- 0		CONFERENCE	0- 0		0- 0		0- 0	
0- 0	0- 0		0- 0		HOME	0- 0		0- 0		0- 0	
0- 0	0- 0		0- 0		AWAY	0- 0		0- 0		0- 0	
0- 0	0- 0		0- 0		NEUTRAL	0- 0		0- 0		0- 0	

RPI 1-25				RPI 26-50				RPI 51-100				RPI 101+ Team's RPI: 117			
RPI	S	Opponent	Score	RPI	S	Opponent	Score	RPI	S	Opponent	Score	RPI	S	Opponent	Score
2	A	UConn	61 99	49	A	UCLA	62 78					189	A	Princeton	70 66
												234	H	St. Francis Brooklyn	100 77
												251	H	Kennesaw St.	102 80
												275	H	Saint Peter's	90 47
												282	H	UTSA	84 53
												304	H	UMass Lowell	90 57
												334	H	Wagner	95 40

LAST 12 Division I GAMES:															
49	A	UCLA	62 78	2	A	UConn	61 99	275	H	Saint Peter's	90 47				
189	A	Princeton	70 66	304	H	UMass Lowell	90 57	234	H	St. Francis Brooklyn	100 77				
282	H	UTSA	84 53												
251	H	Kennesaw St.	102 80												
334	H	Wagner	95 40												

Non-Div I Games:

Seton Hall

Average RPI Win:	302	WON-LOST	WINNING	LAST 10	STRENGTH OF	OPP. STRENGTH	TEAM	ADJ.	CONF.	ADJ CONF.
Average RPI Loss:	196	RECORD	PCT. RANK	GAMES	SCHEDULE	OF SCHEDULE	RPI	RPI	RPI	RPI
DIV. I ONLY	3- 6	238	1- 0	250	328	293	293	27	27	
DIV. I NON-CONF.	3- 6	238	1- 0	250	328	293	293	27	27	

TOTALS	RPI 1-25	RPI 26-50	W-L RECORDS	RPI 51-100	RPI 101-150	RPI 150+				
3- 6	0- 0	0- 0	OVERALL	0- 0	0- 1	3- 5				
1- 3	0- 0	0- 0	HOME	0- 0	0- 1	1- 2				
1- 2	0- 0	0- 0	AWAY	0- 0	0- 0	1- 2				
1- 1	0- 0	0- 0	NEUTRAL	0- 0	0- 0	1- 1				
3- 6	0- 0	0- 0	NON-CONFERENCE	0- 0	0- 1	3- 5				
1- 3	0- 0	0- 0	HOME	0- 0	0- 1	1- 2				
1- 2	0- 0	0- 0	AWAY	0- 0	0- 0	1- 2				
1- 1	0- 0	0- 0	NEUTRAL	0- 0	0- 0	1- 1				
0- 0	0- 0	0- 0	CONFERENCE	0- 0	0- 0	0- 0				
0- 0	0- 0	0- 0	HOME	0- 0	0- 0	0- 0				
0- 0	0- 0	0- 0	AWAY	0- 0	0- 0	0- 0				
0- 0	0- 0	0- 0	NEUTRAL	0- 0	0- 0	0- 0				

RPI 1-25				RPI 26-50				RPI 51-100				RPI 101+ Team's RPI: 293			
RPI	S	Opponent	Score	RPI	S	Opponent	Score	RPI	S	Opponent	Score	RPI	S	Opponent	Score
												134	H	Penn	51 58
												155	N	Drexel	39 51
												183	H	Harvard	54 73
												220	A	Sacred Heart	50 72
												232	A	St. Bonaventure	58 74
												250	H	Fla. Atlantic	66 70
												285	H	Colgate	55 53
												287	A	Howard	86 81
												334	N	Wagner	74 71
LAST 12 Division I GAMES:															
												232	A	St. Bonaventure	58 74
												250	H	Fla. Atlantic	66 70
												285	H	Colgate	55 53
												155	N	Drexel	39 51
												287	A	Howard	86 81
												183	H	Harvard	54 73

Non-Div I Games:

Siena

Average RPI	Win:	209	WON-LOST	WINNING	LAST 10	STRENGTH OF	OPP. STRENGTH	TEAM	ADJ.	CONF.	ADJ CONF.
Average RPI	Loss:	0	RECORD	PCT. RANK	GAMES	SCHEDULE	OF SCHEDULE	RPI	RPI	RPI	RPI
DIV. I ONLY		6- 0		1	1- 0	344	16	124	124	19	19
DIV. I NON-CONF.		6- 0		1	1- 0	344	16	124	124	19	19

TOTALS	RPI 1-25		RPI 26-50		W-L RECORDS	RPI 51-100		RPI 101-150		RPI 150+	
6- 0	0- 0		0- 0		OVERALL	2- 0		0- 0		4- 0	
2- 0	0- 0		0- 0		HOME	0- 0		0- 0		2- 0	
4- 0	0- 0		0- 0		AWAY	2- 0		0- 0		2- 0	
0- 0	0- 0		0- 0		NEUTRAL	0- 0		0- 0		0- 0	
6- 0	0- 0		0- 0		NON-CONFERENCE	2- 0		0- 0		4- 0	
2- 0	0- 0		0- 0		HOME	0- 0		0- 0		2- 0	
4- 0	0- 0		0- 0		AWAY	2- 0		0- 0		2- 0	
0- 0	0- 0		0- 0		NEUTRAL	0- 0		0- 0		0- 0	
0- 0	0- 0		0- 0		CONFERENCE	0- 0		0- 0		0- 0	
0- 0	0- 0		0- 0		HOME	0- 0		0- 0		0- 0	
0- 0	0- 0		0- 0		AWAY	0- 0		0- 0		0- 0	
0- 0	0- 0		0- 0		NEUTRAL	0- 0		0- 0		0- 0	

RPI 1-25				RPI 26-50				RPI 51-100				RPI 101+ Team's RPI: 124			
RPI	S	Opponent	Score	RPI	S	Opponent	Score	RPI	S	Opponent	Score	RPI	S	Opponent	Score
								68	A	Southern U.	53 49	238	H	Southern Miss.	77 68
								70	A	Alabama	72 67	283	H	ETSU	81 74
												286	A	Tennessee St.	78 56
												310	A	Central Ark.	58 50

LAST 12 Division I GAMES:															
				70	A	Alabama	72 67	310	A	Central Ark.	58 50				
				286	A	Tennessee St.	78 56	238	H	Southern Miss.	77 68				
				283	H	ETSU	81 74								
				68	A	Southern U.	53 49								

Non-Div I Games: Spring Hill 75 57

South Alabama

Average RPI	Win: 177	WON-LOST	WINNING	LAST 10	STRENGTH OF	OPP. STRENGTH	TEAM	ADJ.	CONF.	ADJ CONF.
Average RPI	Loss: 35	RECORD	PCT. RANK	GAMES	SCHEDULE	OF SCHEDULE	RPI	RPI	RPI	RPI
DIV. I ONLY	5- 4	143	0- 1	44	69	98	98	6	6	
DIV. I NON-CONF.	5- 4	143	0- 1	44	69	98	98	6	6	

TOTALS	RPI 1-25	RPI 26-50	W-L RECORDS	RPI 51-100	RPI 101-150	RPI 150+				
5- 4	0- 2	1- 1	OVERALL	1- 1	0- 0	3- 0				
3- 2	0- 1	1- 1	HOME	1- 0	0- 0	1- 0				
1- 0	0- 0	0- 0	AWAY	0- 0	0- 0	1- 0				
1- 2	0- 1	0- 0	NEUTRAL	0- 1	0- 0	1- 0				
5- 4	0- 2	1- 1	NON-CONFERENCE	1- 1	0- 0	3- 0				
3- 2	0- 1	1- 1	HOME	1- 0	0- 0	1- 0				
1- 0	0- 0	0- 0	AWAY	0- 0	0- 0	1- 0				
1- 2	0- 1	0- 0	NEUTRAL	0- 1	0- 0	1- 0				
0- 0	0- 0	0- 0	CONFERENCE	0- 0	0- 0	0- 0				
0- 0	0- 0	0- 0	HOME	0- 0	0- 0	0- 0				
0- 0	0- 0	0- 0	AWAY	0- 0	0- 0	0- 0				
0- 0	0- 0	0- 0	NEUTRAL	0- 0	0- 0	0- 0				

RPI 1-25				RPI 26-50				RPI 51-100 Team's RPI: 98				RPI 101+			
RPI	S	Opponent	Score	RPI	S	Opponent	Score	RPI	S	Opponent	Score	RPI	S	Opponent	Score
9	N	Drake	85 90	27	H	Maryl and	61 85	85	H	Dayton	65 55	211	H	Appalachian St.	80 50
15	H	Baylor	69 94	48	H	Clemson	69 57	87	N	Oregon St.	68 70	257	A	Alabama St.	94 38
												283	N	ETSU	101 55
LAST 12 Division I GAMES:															
85	H	Dayton	65 55	9	N	Drake	85 90	87	N	Oregon St.	68 70	211	H	Appalachian St.	80 50
283	N	ETSU	101 55	27	H	Maryl and	61 85	15	H	Baylor	69 94				
48	H	Clemson	69 57												
257	A	Alabama St.	94 38												

Non-Div I Games:

South Carolina

Average RPI Win:	299	WON-LOST	WINNING	LAST 10	STRENGTH OF	OPP. STRENGTH	TEAM	ADJ.	CONF.	ADJ CONF.
Average RPI Loss:	176	RECORD	PCT. RANK	GAMES	SCHEDULE	OF SCHEDULE	RPI	RPI	RPI	RPI
DIV. I ONLY	4- 5	188	0- 0	334	261	303	303	32	32	
DIV. I NON-CONF.	4- 5	188	0- 0	334	261	303	303	32	32	

TOTALS	RPI 1-25	RPI 26-50	W-L RECORDS	RPI 51-100	RPI 101-150	RPI 150+				
4- 5	0- 0	0- 0	OVERALL	0- 2	0- 0	4- 3				
3- 1	0- 0	0- 0	HOME	0- 0	0- 0	3- 1				
1- 4	0- 0	0- 0	AWAY	0- 2	0- 0	1- 2				
0- 0	0- 0	0- 0	NEUTRAL	0- 0	0- 0	0- 0				
4- 5	0- 0	0- 0	NON-CONFERENCE	0- 2	0- 0	4- 3				
3- 1	0- 0	0- 0	HOME	0- 0	0- 0	3- 1				
1- 4	0- 0	0- 0	AWAY	0- 2	0- 0	1- 2				
0- 0	0- 0	0- 0	NEUTRAL	0- 0	0- 0	0- 0				
0- 0	0- 0	0- 0	CONFERENCE	0- 0	0- 0	0- 0				
0- 0	0- 0	0- 0	HOME	0- 0	0- 0	0- 0				
0- 0	0- 0	0- 0	AWAY	0- 0	0- 0	0- 0				
0- 0	0- 0	0- 0	NEUTRAL	0- 0	0- 0	0- 0				

RPI 1-25				RPI 26-50				RPI 51-100				RPI 101+				Team's RPI: 303
RPI	S	Opponent	Score	RPI	S	Opponent	Score	RPI	S	Opponent	Score	RPI	S	Opponent	Score	
								63	A	Arizona	32 73	201	H	Winthrop	50 58	
								96	A	Radford	31 61	212	A	Coastal Caro.	44 57	
												219	H	UNLV	58 49	
												305	A	Presbyterian	57 48	
												309	A	Col. of Charleston	51 75	
												324	H	USC Upstate	71 66	
												346	H	Charleston So.	67 58	

LAST 12 Division I GAMES:																
219	H	UNLV	58 49	201	H	Winthrop	50 58	324	H	USC Upstate	71 66	63	A	Arizona	32 73	
309	A	Col. of Charleston	51 75	324	H	USC Upstate	71 66	63	A	Arizona	32 73	305	A	Presbyterian	57 48	
96	A	Radford	31 61	346	H	Charleston So.	67 58	212	A	Coastal Caro.	44 57					

Non-Div I Games: UNKNOWN 67 51 Voorhees 88 61

South Carolina St.

Average RPI	Win:	143	WON-LOST	WINNING	LAST 10	STRENGTH OF	OPP. STRENGTH	TEAM	ADJ.	CONF.	ADJ CONF.
Average RPI	Loss:	9	RECORD	PCT. RANK	GAMES	SCHEDULE	OF SCHEDULE	RPI	RPI	RPI	RPI
DIV. I ONLY		7- 1		26	1- 0	133	9	18	18	12	12
DIV. I NON-CONF.		7- 1		26	1- 0	133	9	18	18	12	12

TOTALS	RPI 1-25		RPI 26-50		W-L RECORDS	RPI 51-100		RPI 101-150		RPI 150+	
7- 1	2- 1		0- 0		OVERALL	1- 0		1- 0		3- 0	
3- 0	2- 0		0- 0		HOME	0- 0		0- 0		1- 0	
3- 1	0- 1		0- 0		AWAY	1- 0		1- 0		1- 0	
1- 0	0- 0		0- 0		NEUTRAL	0- 0		0- 0		1- 0	
7- 1	2- 1		0- 0		NON-CONFERENCE	1- 0		1- 0		3- 0	
3- 0	2- 0		0- 0		HOME	0- 0		0- 0		1- 0	
3- 1	0- 1		0- 0		AWAY	1- 0		1- 0		1- 0	
1- 0	0- 0		0- 0		NEUTRAL	0- 0		0- 0		1- 0	
0- 0	0- 0		0- 0		CONFERENCE	0- 0		0- 0		0- 0	
0- 0	0- 0		0- 0		HOME	0- 0		0- 0		0- 0	
0- 0	0- 0		0- 0		AWAY	0- 0		0- 0		0- 0	
0- 0	0- 0		0- 0		NEUTRAL	0- 0		0- 0		0- 0	

RPI 1-25	Team's RPI: 18	RPI 26-50	RPI 51-100	RPI 101+
RPI S Opponent Score	RPI S Opponent Score	RPI S Opponent Score	RPI S Opponent Score	RPI S Opponent Score
5 H Iowa St. 64 59			61 A Montana 64 41	118 A Creighton 77 65
9 A Drake 64 76				234 N Wichi ta St. 73 64
22 H Green Bay 55 49				274 A Mi ssouri St. 85 74
				288 H Incarnate Word 96 43
LAST 12 Division I GAMES:				
274 A Mi ssouri St. 85 74	234 N Wichi ta St. 73 64	9 A Drake 64 76	288 H Incarnate Word 96 43	118 A Creighton 77 65
22 H Green Bay 55 49				
5 H Iowa St. 64 59				
61 A Montana 64 41				

Non-Div I Games: St. Mary (NE) 112 52

South Dakota

Average RPI	Win:	65	WON-LOST	WINNING	LAST 10	STRENGTH OF	OPP. STRENGTH	TEAM	ADJ.	CONF.	ADJ CONF.
Average RPI	Loss:	41	RECORD	PCT. RANK	GAMES	SCHEDULE	OF SCHEDULE	RPI	RPI	RPI	RPI
DIV. I ONLY		6- 3		98	1- 0	7	41	6	6	12	12
DIV. I NON-CONF.		6- 3		98	1- 0	7	41	6	6	12	12

TOTALS	RPI 1-25		RPI 26-50		W-L RECORDS	RPI 51-100		RPI 101-150		RPI 150+	
6- 3	2- 2		0- 0		OVERALL	3- 1		1- 0		0- 0	
4- 0	2- 0		0- 0		HOME	1- 0		1- 0		0- 0	
2- 1	0- 1		0- 0		AWAY	2- 0		0- 0		0- 0	
0- 2	0- 1		0- 0		NEUTRAL	0- 1		0- 0		0- 0	
6- 3	2- 2		0- 0		NON-CONFERENCE	3- 1		1- 0		0- 0	
4- 0	2- 0		0- 0		HOME	1- 0		1- 0		0- 0	
2- 1	0- 1		0- 0		AWAY	2- 0		0- 0		0- 0	
0- 2	0- 1		0- 0		NEUTRAL	0- 1		0- 0		0- 0	
0- 0	0- 0		0- 0		CONFERENCE	0- 0		0- 0		0- 0	
0- 0	0- 0		0- 0		HOME	0- 0		0- 0		0- 0	
0- 0	0- 0		0- 0		AWAY	0- 0		0- 0		0- 0	
0- 0	0- 0		0- 0		NEUTRAL	0- 0		0- 0		0- 0	

RPI	S	Opponent	Score	RPI	S	Opponent	Score	RPI	S	Opponent	Score
9	H	Drake	80 71					52	A	Central Mich.	80 71
10	A	Marquette	52 91					91	H	FGCU	80 62
15	N	Baylor	66 72					99	N	Buffal o	55 61
22	H	Green Bay	77 47					100	A	Chattanooga	71 54

LAST 12 Division I GAMES:											
22	H	Green Bay	77 47	9	H	Drake	80 71				
99	N	Buffal o	55 61	100	A	Chattanooga	71 54				
15	N	Bayl or	66 72	10	A	Marquette	52 91				
118	H	Creighton	74 48								
52	A	Central Mi ch.	80 71								
91	H	FGCU	80 62								

Non-Div I Games:

South Dakota St.

South Fla.				Through Games Of Dec. 8, 2018							
Average RPI		Win: 200	WON-LOST	WINNING	LAST 10	STRENGTH OF	OPP. STRENGTH	TEAM	ADJ.	CONF.	ADJ CONF.
Loss: 20			RECORD	PCT. RANK	GAMES	SCHEDULE	OF SCHEDULE	RPI	RPI	RPI	RPI
DIV. I ONLY		6- 2		63	1- 0	177	50	90	90	8	8
DIV. I NON-CONF.		6- 2		63	1- 0	177	50	90	90	8	8

TOTALS		RPI 1-25		RPI 26-50		W-L RECORDS		RPI 51-100	RPI 101-150		RPI 150+
6- 2		0- 2		1- 0		OVERALL		1- 0	0- 0		4- 0
4- 0		0- 0		0- 0		HOME		0- 0	0- 0		4- 0
1- 0		0- 0		0- 0		AWAY		1- 0	0- 0		0- 0
1- 2		0- 2		1- 0		NEUTRAL		0- 0	0- 0		0- 0
6- 2		0- 2		1- 0		NON-CONFERENCE		1- 0	0- 0		4- 0
4- 0		0- 0		0- 0		HOME		0- 0	0- 0		4- 0
1- 0		0- 0		0- 0		AWAY		1- 0	0- 0		0- 0
1- 2		0- 2		1- 0		NEUTRAL		0- 0	0- 0		0- 0
0- 0		0- 0		0- 0		CONFERENCE		0- 0	0- 0		0- 0
0- 0		0- 0		0- 0		HOME		0- 0	0- 0		0- 0
0- 0		0- 0		0- 0		AWAY		0- 0	0- 0		0- 0
0- 0		0- 0		0- 0		NEUTRAL		0- 0	0- 0		0- 0

RPI	S	Opponent	Score	RPI	S	Opponent	Score	RPI	S	Opponent	Score	RPI	S	Opponent	Score
16	N	Kentucky	63 85	49	N	UCLA	60 56	95	A	Ohio St.	71 47	166	H	Oklahoma	87 70
24	N	North Carolina	69 71									256	H	Bethune-Cookman	88 39
												297	H	New Hampshire	79 36
												336	H	Albany (NY)	74 37
LAST 12 Division I GAMES:															
256	H	Bethune-Cookman	88 39	297	H	New Hampshire	79 36								
336	H	Albany (NY)	74 37	49	N	UCLA	60 56								
95	A	Ohio St.	71 47	24	N	North Carolina	69 71								
				16	N	Kentucky	63 85								
				166	H	Oklahoma	87 70								

Non-Div I Games:

South Fla.

Average RPI Win:	318	WON-LOST	WINNING	LAST 10	STRENGTH OF	OPP. STRENGTH	TEAM	ADJ.	CONF.	ADJ CONF.
Average RPI Loss:	106	RECORD	PCT. RANK	GAMES	SCHEDULE	OF SCHEDULE	RPI	RPI	RPI	RPI
DIV. I ONLY	3- 5	217	1- 0	122	326	203	203	22	22	
DIV. I NON-CONF.	3- 5	217	1- 0	122	326	203	203	22	22	

TOTALS	RPI 1-25	RPI 26-50	W-L RECORDS	RPI 51-100	RPI 101-150	RPI 150+				
3- 5	0- 1	0- 0	OVERALL	0- 0	0- 3	3- 1				
1- 1	0- 0	0- 0	HOME	0- 0	0- 1	1- 0				
2- 3	0- 1	0- 0	AWAY	0- 0	0- 1	2- 1				
0- 1	0- 0	0- 0	NEUTRAL	0- 0	0- 1	0- 0				
3- 5	0- 1	0- 0	NON-CONFERENCE	0- 0	0- 3	3- 1				
1- 1	0- 0	0- 0	HOME	0- 0	0- 1	1- 0				
2- 3	0- 1	0- 0	AWAY	0- 0	0- 1	2- 1				
0- 1	0- 0	0- 0	NEUTRAL	0- 0	0- 1	0- 0				
0- 0	0- 0	0- 0	CONFERENCE	0- 0	0- 0	0- 0				
0- 0	0- 0	0- 0	HOME	0- 0	0- 0	0- 0				
0- 0	0- 0	0- 0	AWAY	0- 0	0- 0	0- 0				
0- 0	0- 0	0- 0	NEUTRAL	0- 0	0- 0	0- 0				

RPI 1-25				RPI 26-50				RPI 51-100				RPI 101+ Team's RPI: 203			
RPI	S	Opponent	Score	RPI	S	Opponent	Score	RPI	S	Opponent	Score	RPI	S	Opponent	Score
19	A	Mississippi St.	53 88									109	N	North Ala.	67 80
												110	A	Bradley	79 85
												120	H	Indiana St.	51 62
												174	A	Southern Ill.	40 60
												263	H	Western Ill.	81 71
												343	A	NJIT	68 58
												347	A	Evansville	54 50

LAST 12 Division I GAMES:															
347	A	Evansville	54 50	109	N	North Ala.	67 80	263	H	Western Ill.	81 71	174	A	Southern Ill.	40 60
120	H	Indiana St.	51 62	110	A	Bradley	79 85	19	A	Mississippi St.	53 88				
343	A	NJIT	68 58												

Non-Div I Games: Ill.-Springfield 82 46

Southeast Mo. St.

Average RPI Win: 278		WON-LOST RECORD	WINNING PCT. RANK	LAST 10 GAMES	STRENGTH OF SCHEDULE	OPP. STRENGTH OF SCHEDULE	TEAM RPI	ADJ. RPI	CONF. RPI	ADJ CONF. RPI
Average RPI Loss: 70										
DIV. I ONLY		3- 1	63	0- 0	327	170	152	152	23	23
DIV. I NON-CONF.		3- 1	63	0- 0	327	170	152	152	23	23
TOTALS		RPI 1-25	RPI 26-50	W-L RECORDS		RPI 51-100	RPI 101-150	RPI 150+		
3- 1	0- 0		0- 0	OVERALL		0- 1	0- 0	3- 0		
0- 0	0- 0		0- 0	HOME		0- 0	0- 0	0- 0		
3- 1	0- 0		0- 0	AWAY		0- 1	0- 0	3- 0		
0- 0	0- 0		0- 0	NEUTRAL		0- 0	0- 0	0- 0		
3- 1	0- 0		0- 0	NON-CONFERENCE		0- 1	0- 0	3- 0		
0- 0	0- 0		0- 0	HOME		0- 0	0- 0	0- 0		
3- 1	0- 0		0- 0	AWAY		0- 1	0- 0	3- 0		
0- 0	0- 0		0- 0	NEUTRAL		0- 0	0- 0	0- 0		
0- 0	0- 0		0- 0	CONFERENCE		0- 0	0- 0	0- 0		
0- 0	0- 0		0- 0	HOME		0- 0	0- 0	0- 0		
0- 0	0- 0		0- 0	AWAY		0- 0	0- 0	0- 0		
0- 0	0- 0		0- 0	NEUTRAL		0- 0	0- 0	0- 0		

RPI 1-25				RPI 26-50				RPI 51-100				RPI 101+				Team's RPI : 152	
RPI	S	Opponent	Score	RPI	S	Opponent	Score	RPI	S	Opponent	Score	RPI	S	Opponent	Score		
								70	A	Alabama	40	88	168	A	SMU	63	62
													317	A	Jackson St.	50	45
													350	A	Alcorn	77	59
LAST 12 Division I GAMES:																	
				168	A	SMU	63	62	317	A	Jackson St.	50	45				
				350	A	Alcorn	77	59									
				70	A	Alabama	40	88									

Non-Div I Games:	Mobile	70	57	Xavier (LA)	47	59
------------------	--------	----	----	-------------	----	----

Southeastern La.

Average RPI		Win: 191	WON-LOST RECORD	WINNING PCT. RANK	LAST 10 GAMES	STRENGTH OF SCHEDULE	OPP. STRENGTH OF SCHEDULE	TEAM RPI	ADJ. RPI	CONF. RPI	ADJ. CONF. RPI
Loss: 0											
DIV. I ONLY			8- 0	1	1- 0	317	21	72	72	2	2
DIV. I NON-CONF.			8- 0	1	1- 0	317	21	72	72	2	2
TOTALS		RPI 1-25		RPI 26-50		W-L RECORDS	RPI 51-100	RPI 101-150		RPI 150+	
8- 0	0- 0			0- 0		OVERALL	1- 0	2- 0		5- 0	
4- 0	0- 0			0- 0		HOME	0- 0	2- 0		2- 0	
3- 0	0- 0			0- 0		AWAY	0- 0	0- 0		3- 0	
1- 0	0- 0			0- 0		NEUTRAL	1- 0	0- 0		0- 0	
8- 0	0- 0			0- 0		NON-CONFERENCE	1- 0	2- 0		5- 0	
4- 0	0- 0			0- 0		HOME	0- 0	2- 0		2- 0	
3- 0	0- 0			0- 0		AWAY	0- 0	0- 0		3- 0	
1- 0	0- 0			0- 0		NEUTRAL	1- 0	0- 0		0- 0	
0- 0	0- 0			0- 0		CONFERENCE	0- 0	0- 0		0- 0	
0- 0	0- 0			0- 0		HOME	0- 0	0- 0		0- 0	
0- 0	0- 0			0- 0		AWAY	0- 0	0- 0		0- 0	
0- 0	0- 0			0- 0		NEUTRAL	0- 0	0- 0		0- 0	

RPI 1-25				RPI 26-50				RPI 51-100				RPI 101+			
RPI	S	Opponent	Score	RPI	S	Opponent	Score	RPI	S	Opponent	Score	RPI	S	Opponent	Score
								74	N	Utah St.	55 46	130	H	Santa Clara	77 46
												145	H	Fresno St.	62 61
												173	H	UC Riverside	73 55
												204	A	Nevada	72 51
												219	A	UNLV	86 72
												281	A	Long Beach St.	86 50
												300	H	UC Santa Barbara	82 39
LAST 12 Division I GAMES:															
				219	A	UNLV	86 72	74	N	Utah St.	55 46				
				145	H	Fresno St.	62 61	130	H	Santa Clara	77 46				
				204	A	Nevada	72 51	300	H	UC Santa Barbara	82 39				
								281	A	Long Beach St.	86 50				
								173	H	UC Riverside	73 55				

Non-Div I Games:

Southern California

Average RPI Win: 204			WON-LOST RECORD		WINNING PCT. RANK		LAST 10 GAMES		STRENGTH OF SCHEDULE		OPP. STRENGTH OF SCHEDULE		TEAM RPI		ADJ. RPI		CONF. RPI		ADJ CONF. RPI	
Average RPI Loss: 112																				
DIV. I ONLY			5- 4		143		1- 0		208		117		174		174		15		15	
DIV. I NON-CONF.			5- 4		143		1- 0		208		117		174		174		15		15	
TOTALS			RPI 1-25		RPI 26-50		W-L RECORDS		RPI 51-100		RPI 101-150		RPI 150+							
5- 4			0- 0		0- 1		OVERALL		0- 1		1- 0		4- 2							
4- 0			0- 0		0- 0		HOME		0- 0		1- 0		3- 0							
0- 3			0- 0		0- 0		AWAY		0- 1		0- 0		0- 2							
1- 1			0- 0		0- 1		NEUTRAL		0- 0		0- 0		1- 0							
5- 4			0- 0		0- 1		NON-CONFERENCE		0- 1		1- 0		4- 2							
4- 0			0- 0		0- 0		HOME		0- 0		1- 0		3- 0							
0- 3			0- 0		0- 0		AWAY		0- 1		0- 0		0- 2							
1- 1			0- 0		0- 1		NEUTRAL		0- 0		0- 0		1- 0							
0- 0			0- 0		0- 0		CONFERENCE		0- 0		0- 0		0- 0							
0- 0			0- 0		0- 0		HOME		0- 0		0- 0		0- 0							
0- 0			0- 0		0- 0		AWAY		0- 0		0- 0		0- 0							
0- 0			0- 0		0- 0		NEUTRAL		0- 0		0- 0		0- 0							

RPI 1-25				RPI 26-50				RPI 51-100				RPI 101+ Team's RPI: 174			
RPI	S	Opponent	Score	RPI	S	Opponent	Score	RPI	S	Opponent	Score	RPI	S	Opponent	Score
				42	N	Arizona St.	38 82	60	A	UT Martin	94 95	125	H	Northern Ill.	82 73
												154	N	Hartford	72 50
												163	A	Western Ky.	76 83
												182	A	Saint Louis	58 62
												203	H	Southeast Mo. St.	60 40
												230	H	Eastern Ill.	73 59
												307	H	Marshall	58 49
LAST 12 Division I GAMES:															
				125	H	Northern Ill.	82 73	230	H	Eastern Ill.	73 59				
				182	A	Saint Louis	58 62	203	H	Southeast Mo. St.	60 40				
				42	N	Arizona St.	38 82	60	A	UT Martin	94 95				
				154	N	Hartford	72 50								
				163	A	Western Ky.	76 83								
				307	H	Marshall	58 49								

Non-Div I Games:

Southern Ill.

Average RPI Win: 269			WON-LOST			WINNING			LAST 10			STRENGTH OF			OPP. STRENGTH			TEAM			ADJ.			CONF.			ADJ CONF.		
Average RPI Loss: 97			RECORD			PCT. RANK			GAMES			SCHEDULE			OF SCHEDULE			RPI			RPI			RPI			RPI		
DIV. I ONLY			4- 3			131			0- 1			274			206			238			238			18			18		
DIV. I NON-CONF.			4- 3			131			0- 1			274			206			238			238			18			18		
TOTALS			RPI 1-25			RPI 26-50			W-L RECORDS			RPI 51-100			RPI 101-150			RPI 150+											
4- 3			0- 0			0- 1			OVERALL			0- 0			0- 2			4- 0											
4- 1			0- 0			0- 0			HOME			0- 0			0- 1			4- 0											
0- 2			0- 0			0- 1			AWAY			0- 0			0- 1			0- 0											
0- 0			0- 0			0- 0			NEUTRAL			0- 0			0- 0			0- 0											
4- 3			0- 0			0- 1			NON-CONFERENCE			0- 0			0- 2			4- 0											
4- 1			0- 0			0- 0			HOME			0- 0			0- 1			4- 0											
0- 2			0- 0			0- 1			AWAY			0- 0			0- 1			0- 0											
0- 0			0- 0			0- 0			NEUTRAL			0- 0			0- 0			0- 0											
0- 0			0- 0			0- 0			CONFERENCE			0- 0			0- 0			0- 0											
0- 0			0- 0			0- 0			HOME			0- 0			0- 0			0- 0											
0- 0			0- 0			0- 0			AWAY			0- 0			0- 0			0- 0											
0- 0			0- 0			0- 0			NEUTRAL			0- 0			0- 0			0- 0											

RPI 1-25				RPI 26-50				RPI 51-100				RPI 101+ Team's RPI: 238			
RPI	S	Opponent	Score	RPI	S	Opponent	Score	RPI	S	Opponent	Score	RPI	S	Opponent	Score
				30	A	Tulane	54 71					124	A	South Alabama	68 77
												137	H	Sam Houston St.	61 65
												233	H	Mississippi Val.	67 60
												245	H	Samford	76 40
												268	H	Grambling	68 47
												331	H	Northwestern St.	69 54
LAST 12 Division I GAMES:															
				245	H	Samford	76 40	30	A	Tulane	54 71				
				124	A	South Alabama	68 77	331	H	Northwestern St.	69 54				
				268	H	Grambling	68 47	137	H	Sam Houston St.	61 65				
								233	H	Mississippi Val.	67 60				

Non-Div I Games: William Carey 74 48

Southern Miss.

Average RPI Win: 0		WON-LOST RECORD	WINNING PCT. RANK	LAST 10 GAMES	STRENGTH OF SCHEDULE	OPP. STRENGTH OF SCHEDULE	TEAM RPI	ADJ. RPI	CONF. RPI	ADJ CONF. RPI
Average RPI Loss: 49										
DIV. I ONLY		0- 4	326	0- 0	1	269	68	68	28	28
DIV. I NON-CONF.		0- 4	326	0- 0	1	269	68	68	28	28
TOTALS		RPI 1-25	RPI 26-50	W-L RECORDS	RPI 51-100	RPI 101-150	RPI 150+			
0- 4	0- 2		0- 1	OVERALL	0- 0	0- 1	0- 0			
0- 1	0- 0		0- 0	HOME	0- 0	0- 1	0- 0			
0- 3	0- 2		0- 1	AWAY	0- 0	0- 0	0- 0			
0- 0	0- 0		0- 0	NEUTRAL	0- 0	0- 0	0- 0			
0- 4	0- 2		0- 1	NON-CONFERENCE	0- 0	0- 1	0- 0			
0- 1	0- 0		0- 0	HOME	0- 0	0- 1	0- 0			
0- 3	0- 2		0- 1	AWAY	0- 0	0- 0	0- 0			
0- 0	0- 0		0- 0	NEUTRAL	0- 0	0- 0	0- 0			
0- 0	0- 0		0- 0	CONFERENCE	0- 0	0- 0	0- 0			
0- 0	0- 0		0- 0	HOME	0- 0	0- 0	0- 0			
0- 0	0- 0		0- 0	AWAY	0- 0	0- 0	0- 0			
0- 0	0- 0		0- 0	NEUTRAL	0- 0	0- 0	0- 0			

RPI 1-25					
RPI	S	Opponent		Score	
15	A	Baylor		49	94
16	A	Kentucky		41	91
RPI 26-50					
RPI	S	Opponent		Score	
42	A	Arizona St.		47	69
RPI 51-100					
RPI	S	Opponent		Score	
Team's RPI: 68					
RPI 101+					
RPI	S	Opponent		Score	
124	H	South Alabama		49	53
LAST 12 Division I GAMES:					
42	A	Arizona St.		47	69
124	H	South Alabama		49	53
15	A	Baylor		49	94
16	A	Kentucky		41	91

Non-Div I Games:	Dillard	61	63	Wiley	89	58	Mill saps	71	36
------------------	---------	----	----	-------	----	----	-----------	----	----

Southern U.

■ Loss, ■ Non-Conf, S Site, H Home A Away N Neutral

Average RPI Win: 168

Average RPI Loss: 134

WON-LOST
RECORDWINNING
PCT. RANKLAST 10
GAMESSTRENGTH OF
SCHEDULEOPP. STRENGTH
OF SCHEDULETEAM
RPIADJ.
RPICONF.
RPIADJ CONF.
RPIDIV. I ONLY
DIV. I NON-CONF.3- 5
3- 5217
2170- 1
0- 1152
152112
112221
221221
22110
1010
10

TOTALS

RPI 1-25

RPI 26-50

W-L RECORDS

RPI 51-100

RPI 101-150

RPI 150+

3- 5
3- 1
0- 4
0- 00- 0
0- 0
0- 0
0- 00- 0
0- 0
0- 0
0- 0OVERALL
HOME
AWAY
NEUTRAL1- 2
1- 1
0- 1
0- 01- 0
1- 0
0- 0
0- 01- 3
1- 0
0- 3
0- 03- 5
3- 1
0- 4
0- 00- 0
0- 0
0- 0
0- 00- 0
0- 0
0- 0
0- 0NON-CONFERENCE
HOME
AWAY
NEUTRAL1- 2
1- 1
0- 1
0- 01- 0
1- 0
0- 0
0- 01- 3
1- 0
0- 3
0- 00- 0
0- 0
0- 0
0- 00- 0
0- 0
0- 0
0- 00- 0
0- 0
0- 0
0- 0CONFERENCE
HOME
AWAY
NEUTRAL0- 0
0- 0
0- 0
0- 00- 0
0- 0
0- 0
0- 00- 0
0- 0
0- 0
0- 0

RPI 1-25

RPI 26-50

RPI 51-100

RPI 101+


Team's RPI: 221


RPI S Opponent Score

RPI S Opponent Score


RPI S Opponent Score



RPI S Opponent Score



57   Denver 70  71



83  UC Davis 45  68


93  BYU 67 64

139  San Diego 69 59



173  UC Riverside 50  56



179  Oral Roberts 59  64


180  UC Irvine 58  75



271  Utah Valley 60 59



LAST 12 Division I GAMES:


83  UC Davis 45  68



180  UC Irvine 58  75


139  San Diego 69 59

173  UC Riverside 50  56

57  Denver 70  71





271  Utah Valley 60 59

179  Oral Roberts 59  64

93  BYU 67 64

Non-Div I Games:

Southern Utah

 Loss,  Non-Conf, S Site,  Home  Away N Neutral

Average RPI Win: 307		WON-LOST	WINNING	LAST 10	STRENGTH OF	OPP. STRENGTH	TEAM	ADJ.	CONF.	ADJ CONF.
Average RPI Loss: 139		RECORD	PCT. RANK	GAMES	SCHEDULE	OF SCHEDULE	RPI	RPI	RPI	RPI
DIV. I ONLY		3- 6	238	1- 0	115	322	232	232	16	16
DIV. I NON-CONF.		3- 6	238	1- 0	115	322	232	232	16	16

TOTALS		RPI 1-25	RPI 26-50	W-L RECORDS		RPI 51-100	RPI 101-150	RPI 150+		
3- 6	0- 0		0- 0	OVERALL		0- 3	0- 0	3- 3		
2- 2	0- 0		0- 0	HOME		0- 1	0- 0	2- 1		
1- 3	0- 0		0- 0	AWAY		0- 1	0- 0	1- 2		
0- 1	0- 0		0- 0	NEUTRAL		0- 1	0- 0	0- 0		
3- 6	0- 0		0- 0	NON-CONFERENCE		0- 3	0- 0	3- 3		
2- 2	0- 0		0- 0	HOME		0- 1	0- 0	2- 1		
1- 3	0- 0		0- 0	AWAY		0- 1	0- 0	1- 2		
0- 1	0- 0		0- 0	NEUTRAL		0- 1	0- 0	0- 0		
0- 0	0- 0		0- 0	CONFERENCE		0- 0	0- 0	0- 0		
0- 0	0- 0		0- 0	HOME		0- 0	0- 0	0- 0		
0- 0	0- 0		0- 0	AWAY		0- 0	0- 0	0- 0		
0- 0	0- 0		0- 0	NEUTRAL		0- 0	0- 0	0- 0		

RPI 1-25				RPI 26-50				RPI 51-100				RPI 101+ Team's RPI: 232					
RPI	S	Opponent	Score	RPI	S	Opponent	Score	RPI	S	Opponent	Score	RPI	S	Opponent	Score		
								56	H	Bucknel l	46	77	151	A	Georgi a	40	67
								57	A	Denver	62	76	215	A	Akron	58	67
								81	N	Ohi o	53	70	272	H	Hofstra	59	67
												293	H	Si ena	74	58	
												306	A	Niagara	76	48	
												323	H	Canisi us	100	94	
LAST 12 Division I GAMES:																	
293	H	Si ena	74	58	57	A	Denver	62	76	81	N	Ohi o	53	70			
215	A	Akron	58	67	272	H	Hofstra	59	67	323	H	Canisi us	100	94			
56	H	Bucknel l	46	77	151	A	Georgi a	40	67	306	A	Niagara	76	48			

Non-Div I Games:

St. Bonaventure

Average RPI Win: 300

Average RPI Loss: 222

WON-LOST
RECORDWINNING
PCT. RANKLAST 10
GAMESSTRENGTH OF
SCHEDULEOPP. STRENGTH
OF SCHEDULETEAM
RPIADJ.
RPICONF.
RPIADJ CONF.
RPIDIV. I ONLY
DIV. I NON-CONF.4- 3
4- 3131
1311- 0
1- 0319
319312
312234
234234
23431
3131
31

TOTALS

RPI 1-25

RPI 26-50

W-L RECORDS

RPI 51-100

RPI 101-150

RPI 150+

4- 3
1- 0
2- 2
1- 10- 0
0- 0
0- 0
0- 00- 0
0- 0
0- 0
0- 0OVERALL
HOME
AWAY
NEUTRAL0- 0
0- 0
0- 0
0- 00- 1
0- 0
0- 1
0- 04- 2
1- 0
2- 1
1- 14- 3
1- 0
2- 2
1- 10- 0
0- 0
0- 0
0- 00- 0
0- 0
0- 0
0- 0NON-CONFERENCE
HOME
AWAY
NEUTRAL0- 0
0- 0
0- 0
0- 00- 1
0- 0
0- 1
0- 04- 2
1- 0
2- 1
1- 10- 0
0- 0
0- 0
0- 00- 0
0- 0
0- 0
0- 00- 0
0- 0
0- 0
0- 0CONFERENCE
HOME
AWAY
NEUTRAL0- 0
0- 0
0- 0
0- 00- 0
0- 0
0- 0
0- 00- 0
0- 0
0- 0
0- 0

RPI 1-25

RPI 26-50

RPI 51-100

RPI 101+

Team's RPI: 234

RPI S Opponent Score

RPI S Opponent Score

RPI S Opponent Score

RPI S Opponent Score

117	A	Seton Hall	77	100
216	A	Morehead St.	101	94
259	N	Valparaiso	76	78
289	A	Army West Point	57	69
319	N	Chicago St.	110	73
330	A	Loyola Maryland	75	70
335	H	Manhattan	73	65

LAST 12 Division I GAMES:

330	A	Loyola Maryland	75	70
289	A	Army West Point	57	69
117	A	Seton Hall	77	100
216	A	Morehead St.	101	94
259	N	Valparaiso	76	78
319	N	Chicago St.	110	73

335 H Manhattan 73 65

Non-Div I Games: Mercy

102 51

St. Francis Brooklyn

Average RPI		Win: 220	St. John's (NY)	WON-LOST RECORD	WINNING PCT. RANK	LAST 10 GAMES	STRENGTH OF SCHEDULE	OPP. STRENGTH OF SCHEDULE	TEAM RPI	ADJ. RPI	CONF. RPI	ADJ. CONF. RPI
Loss: 50												
DIV. I ONLY				6- 2	63	1- 0	168	70	65	65	4	4
DIV. I NON-CONF.				6- 2	63	1- 0	168	70	65	65	4	4
TOTALS		RPI 1-25			RPI 26-50		W-L RECORDS	RPI 51-100		RPI 101-150		RPI 150+
6- 2	0- 1			0- 0		OVERALL	1- 1		1- 0		4- 0	
2- 0	0- 0			0- 0		HOME	0- 0		1- 0		1- 0	
2- 1	0- 0			0- 0		AWAY	0- 1		0- 0		2- 0	
2- 1	0- 1			0- 0		NEUTRAL	1- 0		0- 0		1- 0	
6- 2	0- 1			0- 0		NON-CONFERENCE	1- 1		1- 0		4- 0	
2- 0	0- 0			0- 0		HOME	0- 0		1- 0		1- 0	
2- 1	0- 0			0- 0		AWAY	0- 1		0- 0		2- 0	
2- 1	0- 1			0- 0		NEUTRAL	1- 0		0- 0		1- 0	
0- 0	0- 0			0- 0		CONFERENCE	0- 0		0- 0		0- 0	
0- 0	0- 0			0- 0		HOME	0- 0		0- 0		0- 0	
0- 0	0- 0			0- 0		AWAY	0- 0		0- 0		0- 0	
0- 0	0- 0			0- 0		NEUTRAL	0- 0		0- 0		0- 0	

RPI 1-25				RPI 26-50				RPI 51-100				RPI 101+			
RPI	S	Opponent	Score	RPI	S	Opponent	Score	RPI	S	Opponent	Score	RPI	S	Opponent	Score
2	N	UConn	55 65					78	N	Purdue	68 62	133	H	Yale	56 52
								97	A	Wake Forest	59 64	231	N	Ole Miss	64 59
												266	A	Iona	61 35
												289	A	Army West Point	60 49
												321	H	Delaware St.	82 44
LAST 12 Division I GAMES:															
				78	N	Purdue	68 62	133	H	Yale	56 52				
				289	A	Army West Point	60 49	97	A	Wake Forest	59 64				
				266	A	Iona	61 35	321	H	Delaware St.	82 44				
								231	N	Ole Miss	64 59				
								2	N	UConn	55 65				

Non-Div I Games:

St. John's (NY)

Average RPI Win: 170

Average RPI Loss: 14

WON-LOST
RECORDWINNING
PCT. RANKLAST 10
GAMESSTRENGTH OF
SCHEDULEOPP. STRENGTH
OF SCHEDULETEAM
RPIADJ.
RPICONF.
RPIADJ CONF.
RPIDIV. I ONLY
DIV. I NON-CONF.6- 1
6- 138
380- 1
0- 197
97122
12220
2020
202
22
2

TOTALS

RPI 1-25

RPI 26-50

W-L RECORDS

RPI 51-100

RPI 101-150

RPI 150+

6- 1 0- 1
3- 0 0- 0
1- 1 0- 1
2- 0 0- 00- 0
0- 0
0- 0
0- 0OVERALL
HOME
AWAY
NEUTRAL2- 0
1- 0
0- 0
1- 01- 0
0- 0
0- 0
1- 03- 0
2- 0
1- 0
0- 06- 1 0- 1
3- 0 0- 0
1- 1 0- 1
2- 0 0- 00- 0
0- 0
0- 0
0- 0NON-CONFERENCE
HOME
AWAY
NEUTRAL2- 0
1- 0
0- 0
1- 01- 0
0- 0
0- 0
1- 03- 0
2- 0
1- 0
0- 00- 0 0- 0
0- 0 0- 0
0- 0 0- 0
0- 0 0- 00- 0
0- 0
0- 0
0- 0CONFERENCE
HOME
AWAY
NEUTRAL0- 0
0- 0
0- 0
0- 00- 0
0- 0
0- 0
0- 00- 0
0- 0
0- 0
0- 0

RPI	S	Opponent	Score
14	A	Gonzaga	73 79

RPI	S	Opponent	Score

RPI	S	Opponent	Score
83	H	UC Davis	71 43
91	N	FGCU	88 65

RPI	S	Opponent	Score
126	N	American	71 49
202	H	Idaho	115 71
246	H	San Francisco	96 62
269	A	Hawaii	81 59

LAST 12 Division I GAMES:

14	A	Gonzaga	73	79	91	N	FGCU	88	65
269	A	Hawaii	81	59	246	H	San Francisco	96	62
126	N	American	71	49	202	H	Idaho	115	71
					83	H	UC Davis	71	43

Non-Div I Games:

Stanford

Average RPI Win:	0	WON-LOST	WINNING	LAST 10	STRENGTH OF	OPP. STRENGTH	TEAM	ADJ.	CONF.	ADJ CONF.
Average RPI Loss:	102	RECORD	PCT. RANK	GAMES	SCHEDULE	OF SCHEDULE	RPI	RPI	RPI	RPI
DIV. I ONLY	0- 7	326	0- 1	30	149	243	243	26	26	
DIV. I NON-CONF.	0- 7	326	0- 1	30	149	243	243	26	26	

TOTALS	RPI 1-25	RPI 26-50	W-L RECORDS	RPI 51-100	RPI 101-150	RPI 150+				
0- 7	0- 1	0- 1	OVERALL	0- 2	0- 2	0- 1				
0- 1	0- 0	0- 1	HOME	0- 0	0- 0	0- 0				
0- 3	0- 1	0- 0	AWAY	0- 2	0- 0	0- 0				
0- 3	0- 0	0- 0	NEUTRAL	0- 0	0- 2	0- 1				
0- 7	0- 1	0- 1	NON-CONFERENCE	0- 2	0- 2	0- 1				
0- 1	0- 0	0- 1	HOME	0- 0	0- 0	0- 0				
0- 3	0- 1	0- 0	AWAY	0- 2	0- 0	0- 0				
0- 3	0- 0	0- 0	NEUTRAL	0- 0	0- 2	0- 1				
0- 0	0- 0	0- 0	CONFERENCE	0- 0	0- 0	0- 0				
0- 0	0- 0	0- 0	HOME	0- 0	0- 0	0- 0				
0- 0	0- 0	0- 0	AWAY	0- 0	0- 0	0- 0				
0- 0	0- 0	0- 0	NEUTRAL	0- 0	0- 0	0- 0				

RPI 1-25				RPI 26-50				RPI 51-100				RPI 101+ Team's RPI : 243			
RPI	S	Opponent	Score	RPI	S	Opponent	Score	RPI	S	Opponent	Score	RPI	S	Opponent	Score
21	A	Tennessee	55 65	32	H	UCF	55 78	70	A	Al abama	47 59	111	N	Marist	69 76
								94	A	Tul sa	54 55	112	N	Wright St.	44 57
												272	N	Hofstra	50 53
LAST 12 Division I GAMES:															
272	N	Hofstra	50 53	21	A	Tennessee	55 65	70	A	Al abama	47 59				
112	N	Wright St.	44 57												
111	N	Marist	69 76												
32	H	UCF	55 78												
94	A	Tul sa	54 55												

Non-Div I Games: Webber Int'l 80 52

Stetson

Average RPI Win:	256	WON-LOST	WINNING	LAST 10	STRENGTH OF	OPP. STRENGTH	TEAM	ADJ.	CONF.	ADJ CONF.
Average RPI Loss:	104	RECORD	PCT. RANK	GAMES	SCHEDULE	OF SCHEDULE	RPI	RPI	RPI	RPI
DIV. I ONLY	7- 1	26	1- 0	294	197	113	113	24	24	
DIV. I NON-CONF.	7- 1	26	1- 0	294	197	113	113	24	24	

TOTALS	RPI 1-25	RPI 26-50	W-L RECORDS	RPI 51-100	RPI 101-150	RPI 150+				
7- 1	0- 0	0- 0	OVERALL	0- 0	1- 1	6- 0				
4- 0	0- 0	0- 0	HOME	0- 0	0- 0	4- 0				
3- 1	0- 0	0- 0	AWAY	0- 0	1- 1	2- 0				
0- 0	0- 0	0- 0	NEUTRAL	0- 0	0- 0	0- 0				
7- 1	0- 0	0- 0	NON-CONFERENCE	0- 0	1- 1	6- 0				
4- 0	0- 0	0- 0	HOME	0- 0	0- 0	4- 0				
3- 1	0- 0	0- 0	AWAY	0- 0	1- 1	2- 0				
0- 0	0- 0	0- 0	NEUTRAL	0- 0	0- 0	0- 0				
0- 0	0- 0	0- 0	CONFERENCE	0- 0	0- 0	0- 0				
0- 0	0- 0	0- 0	HOME	0- 0	0- 0	0- 0				
0- 0	0- 0	0- 0	AWAY	0- 0	0- 0	0- 0				
0- 0	0- 0	0- 0	NEUTRAL	0- 0	0- 0	0- 0				

RPI 1-25				RPI 26-50				RPI 51-100				RPI 101+ Team's RPI: 113			
RPI	S	Opponent	Score	RPI	S	Opponent	Score	RPI	S	Opponent	Score	RPI	S	Opponent	Score
												104	A	Rutgers	47 61
												115	A	Penn St.	81 70
												220	A	Sacred Heart	73 58
												249	H	Cornell	63 61
												260	H	Ga. Southern	72 43
												272	H	Hofstra	77 49
												335	A	Manhattan	79 48
												338	H	Fairleigh Dickinson	63 49
LAST 12 Division I GAMES:															
				338	H	Fairleigh Dickinson	63 49	220	A	Sacred Heart	73 58				
				104	A	Rutgers	47 61	249	H	Cornell	63 61				
								115	A	Penn St.	81 70				
								260	H	Ga. Southern	72 43				
								335	A	Manhattan	79 48				
								272	H	Hofstra	77 49				

Non-Div I Games: SUNY New Paltz 87 50

Stony Brook

Average RPI	Win:	155	WON-LOST	WINNING	LAST 10	STRENGTH OF	OPP. STRENGTH	TEAM	ADJ.	CONF.	ADJ CONF.
Average RPI	Loss:	18	RECORD	PCT. RANK	GAMES	SCHEDULE	OF SCHEDULE	RPI	RPI	RPI	RPI
DIV. I ONLY			8- 2	48	1- 0	26	173	12	12	1	1
DIV. I NON-CONF.			8- 2	48	1- 0	26	173	12	12	1	1

TOTALS	RPI 1-25		RPI 26-50		W-L RECORDS	RPI 51-100		RPI 101-150		RPI 150+	
8- 2	0- 1		1- 1		OVERALL	1- 0		2- 0		4- 0	
5- 0	0- 0		0- 0		HOME	1- 0		1- 0		3- 0	
0- 2	0- 1		0- 1		AWAY	0- 0		0- 0		0- 0	
3- 0	0- 0		1- 0		NEUTRAL	0- 0		1- 0		1- 0	
8- 2	0- 1		1- 1		NON-CONFERENCE	1- 0		2- 0		4- 0	
5- 0	0- 0		0- 0		HOME	1- 0		1- 0		3- 0	
0- 2	0- 1		0- 1		AWAY	0- 0		0- 0		0- 0	
3- 0	0- 0		1- 0		NEUTRAL	0- 0		1- 0		1- 0	
0- 0	0- 0		0- 0		CONFERENCE	0- 0		0- 0		0- 0	
0- 0	0- 0		0- 0		HOME	0- 0		0- 0		0- 0	
0- 0	0- 0		0- 0		AWAY	0- 0		0- 0		0- 0	
0- 0	0- 0		0- 0		NEUTRAL	0- 0		0- 0		0- 0	

RPI	S	Opponent	Score	RPI	S	Opponent	Score	RPI	S	Opponent	Score	RPI	S	Opponent	Score
7	A	Oregon	73 75	29	A	Minnesota	68 72	56	H	Bucknell	70 56	106	N	Kansas St.	70 61
				35	N	DePaul	83 81					116	H	Texas A&M	75 65
												189	N	Princeton	92 61
												194	H	North Dakota	85 49
												218	H	Towson	98 55
												328	H	UMES	96 51

LAST 12 Division I GAMES:															
328	H	UMES	96 51	106	N	Kansas St.	70 61	56	H	Bucknell	70 56	116	H	Texas A&M	75 65
218	H	Towson	98 55	56	H	Bucknell	70 56	116	H	Texas A&M	75 65	7	A	Oregon	73 75
29	A	Minnesota	68 72	116	H	Texas A&M	75 65	7	A	Oregon	73 75	194	H	North Dakota	85 49
35	N	DePaul	83 81	7	A	Oregon	73 75	194	H	North Dakota	85 49				
189	N	Princeton	92 61												

Non-Div I Games:

Syracuse

TCU										Through Games Of Dec. 8, 2018													
Average RPI Win: 169			WON-LOST RECORD		WINNING PCT. RANK		LAST 10 GAMES		STRENGTH OF SCHEDULE		OPP. STRENGTH OF SCHEDULE		TEAM RPI		ADJ. RPI		CONF. RPI		ADJ CONF. RPI				
Average RPI Loss: 93																							
DIV. I ONLY			7- 1		26		1- 0		136		105		40		40		5		5				
DIV. I NON-CONF.			7- 1		26		1- 0		136		105		40		40		5		5				

TOTALS		RPI 1-25		RPI 26-50		W-L RECORDS		RPI 51-100		RPI 101-150		RPI 150+											
7- 1		0- 0		1- 0		OVERALL		0- 1		2- 0		4- 0											
5- 0		0- 0		1- 0		HOME		0- 0		1- 0		3- 0											
2- 0		0- 0		0- 0		AWAY		0- 0		1- 0		1- 0											
0- 1		0- 0		0- 0		NEUTRAL		0- 1		0- 0		0- 0											
7- 1		0- 0		1- 0		NON-CONFERENCE		0- 1		2- 0		4- 0											
5- 0		0- 0		1- 0		HOME		0- 0		1- 0		3- 0											
2- 0		0- 0		0- 0		AWAY		0- 0		1- 0		1- 0											
0- 1		0- 0		0- 0		NEUTRAL		0- 1		0- 0		0- 0											
0- 0		0- 0		0- 0		CONFERENCE		0- 0		0- 0		0- 0											
0- 0		0- 0		0- 0		HOME		0- 0		0- 0		0- 0											
0- 0		0- 0		0- 0		AWAY		0- 0		0- 0		0- 0											
0- 0		0- 0		0- 0		NEUTRAL		0- 0		0- 0		0- 0											

RPI 1-25				RPI 26-50				Team's RPI: 40				RPI 51-100				RPI 101+							
RPI	S	Opponent	Score	RPI	S	Opponent	Score	RPI	S	Opponent	Score	RPI	S	Opponent	Score								
				26	H	Duquesne	61 48																

Average RPI	Win:	296	WON-LOST	WINNING	LAST 10	STRENGTH OF	OPP. STRENGTH	TEAM	ADJ.	CONF.	ADJ CONF.
Average RPI	Loss:	97	RECORD	PCT. RANK	GAMES	SCHEDULE	OF SCHEDULE	RPI	RPI	RPI	RPI
DIV. I ONLY		3- 5		217	1- 0	262	73	228	228	8	8
DIV. I NON-CONF.		3- 5		217	1- 0	262	73	228	228	8	8

TOTALS	RPI 1-25		RPI 26-50		W-L RECORDS	RPI 51-100		RPI 101-150		RPI 150+	
3- 5	0- 1		0- 1		OVERALL	0- 1		0- 1		3- 1	
2- 0	0- 0		0- 0		HOME	0- 0		0- 0		2- 0	
1- 4	0- 1		0- 1		AWAY	0- 0		0- 1		1- 1	
0- 1	0- 0		0- 0		NEUTRAL	0- 1		0- 0		0- 0	
3- 5	0- 1		0- 1		NON-CONFERENCE	0- 1		0- 1		3- 1	
2- 0	0- 0		0- 0		HOME	0- 0		0- 0		2- 0	
1- 4	0- 1		0- 1		AWAY	0- 0		0- 1		1- 1	
0- 1	0- 0		0- 0		NEUTRAL	0- 1		0- 0		0- 0	
0- 0	0- 0		0- 0		CONFERENCE	0- 0		0- 0		0- 0	
0- 0	0- 0		0- 0		HOME	0- 0		0- 0		0- 0	
0- 0	0- 0		0- 0		AWAY	0- 0		0- 0		0- 0	
0- 0	0- 0		0- 0		NEUTRAL	0- 0		0- 0		0- 0	

RPI 1-25				RPI 26-50				RPI 51-100				RPI 101+ Team's RPI: 228			
RPI	S	Opponent	Score	RPI	S	Opponent	Score	RPI	S	Opponent	Score	RPI	S	Opponent	Score
13	A	Miami (FL)	61 73	35	A	DePaul	88 102	96	N	Radford	50 56	111	A	Marist	68 74
												231	A	Ole Miss	55 62
												266	H	Iona	59 39
												301	A	Saint Joseph's	58 52
												321	H	Delaware St.	75 61

LAST 12 Division I GAMES:															
231	A	Ole Miss	55 62	266	H	Iona	59 39	35	A	DePaul	88 102	13	A	Miami (FL)	61 73
301	A	Saint Joseph's	58 52	96	N	Radford	50 56	111	A	Marist	68 74				
321	H	Delaware St.	75 61												

Non-Div I Games:

Temple

Average RPI	Win:	196	WON-LOST	WINNING	LAST 10	STRENGTH OF	OPP. STRENGTH	TEAM	ADJ.	CONF.	ADJ CONF.
Average RPI	Loss:	0	RECORD	PCT. RANK	GAMES	SCHEDULE	OF SCHEDULE	RPI	RPI	RPI	RPI
DIV. I ONLY		7- 0		1	1- 0	148	175	21	21	6	6
DIV. I NON-CONF.		7- 0		1	1- 0	148	175	21	21	6	6

TOTALS	RPI 1-25		RPI 26-50		W-L RECORDS	RPI 51-100		RPI 101-150		RPI 150+	
7- 0	0- 0		1- 0		OVERALL	0- 0		1- 0		5- 0	
4- 0	0- 0		0- 0		HOME	0- 0		0- 0		4- 0	
1- 0	0- 0		0- 0		AWAY	0- 0		1- 0		0- 0	
2- 0	0- 0		1- 0		NEUTRAL	0- 0		0- 0		1- 0	
7- 0	0- 0		1- 0		NON-CONFERENCE	0- 0		1- 0		5- 0	
4- 0	0- 0		0- 0		HOME	0- 0		0- 0		4- 0	
1- 0	0- 0		0- 0		AWAY	0- 0		1- 0		0- 0	
2- 0	0- 0		1- 0		NEUTRAL	0- 0		0- 0		1- 0	
0- 0	0- 0		0- 0		CONFERENCE	0- 0		0- 0		0- 0	
0- 0	0- 0		0- 0		HOME	0- 0		0- 0		0- 0	
0- 0	0- 0		0- 0		AWAY	0- 0		0- 0		0- 0	
0- 0	0- 0		0- 0		NEUTRAL	0- 0		0- 0		0- 0	

RPI	S	Opponent	Score	RPI	S	Opponent	Score	RPI	S	Opponent	Score	RPI	S	Opponent	Score
48	N	Clemson	78 66									105	A	Oklahoma St.	76 63
												160	N	UAB	73 69
												167	H	UNC Asheville	73 46
												243	H	Stetson	65 55
												305	H	Presbyterian	97 49
												342	H	Florida A&M	96 31

LAST 12 Division I GAMES:															
160	N	UAB	73 69	48	N	Clemson	78 66	342	H	Florida A&M	96 31	167	H	UNC Asheville	73 46
243	H	Stetson	65 55									305	H	Presbyterian	97 49
105	A	Oklahoma St.	76 63												

Non-Div I Games:

Tennessee

Average RPI Win: 0		WON-LOST	WINNING	LAST 10	STRENGTH OF		OPP. STRENGTH	TEAM	ADJ.	CONF.	ADJ CONF.
Loss: 150		RECORD	PCT. RANK	GAMES	SCHEDULE		OF SCHEDULE	RPI	RPI	RPI	RPI
DIV. I ONLY		0- 9	326	0- 1	69		231	286	286	22	22
DIV. I NON-CONF.		0- 9	326	0- 1	69		231	286	286	22	22
TOTALS		RPI 1-25	RPI 26-50	W-L RECORDS		RPI 51-100	RPI 101-150	RPI 150+			
0- 9	0- 1	0- 0		OVERALL		0- 1	0- 3	0- 4			
0- 1	0- 0	0- 0		HOME		0- 0	0- 1	0- 0			
0- 5	0- 1	0- 0		AWAY		0- 0	0- 0	0- 4			
0- 3	0- 0	0- 0		NEUTRAL		0- 1	0- 2	0- 0			
0- 9	0- 1	0- 0		NON-CONFERENCE		0- 1	0- 3	0- 4			
0- 1	0- 0	0- 0		HOME		0- 0	0- 1	0- 0			
0- 5	0- 1	0- 0		AWAY		0- 0	0- 0	0- 4			
0- 3	0- 0	0- 0		NEUTRAL		0- 1	0- 2	0- 0			
0- 0	0- 0	0- 0		CONFERENCE		0- 0	0- 0	0- 0			
0- 0	0- 0	0- 0		HOME		0- 0	0- 0	0- 0			
0- 0	0- 0	0- 0		AWAY		0- 0	0- 0	0- 0			
0- 0	0- 0	0- 0		NEUTRAL		0- 0	0- 0	0- 0			

RPI 1-25			
RPI	S	Opponent	Score
8	A	Louisville	52 107
RPI 26-50			
RPI	S	Opponent	Score
RPI 51-100			
RPI	S	Opponent	Score
59	N	Arkansas	55 79
RPI 101+			
RPI	S	Opponent	Score
124	H	South Alabama	56 78
127	N	Pittsburgh	56 78
135	N	Wisconsin	53 58
157	A	Vanderbilt	63 89
195	A	Troy	67 92
229	A	Alabama A&M	57 67
313	A	Lipscomb	62 64
Team's RPI : 286			
LAST 12 Division I GAMES:			
127	N	Pittsburgh	56 78
135	N	Wisconsin	53 58
59	N	Arkansas	55 79
157	A	Vanderbilt	63 89
195	A	Troy	67 92
229	A	Alabama A&M	57 67
8	A	Louisville	52 107
124	H	South Alabama	56 78
313	A	Lipscomb	62 64

Non-Div I Games:

Tennessee St.

Average RPI Win:	246	WON-LOST	WINNING	LAST 10	STRENGTH OF	OPP. STRENGTH	TEAM	ADJ.	CONF.	ADJ CONF.
Average RPI Loss:	38	RECORD	PCT. RANK	GAMES	SCHEDULE	OF SCHEDULE	RPI	RPI	RPI	RPI
DIV. I ONLY	4- 3	131	0- 1	104	146	89	89	22	22	
DIV. I NON-CONF.	4- 3	131	0- 1	104	146	89	89	22	22	

TOTALS	RPI 1-25	RPI 26-50	W-L RECORDS	RPI 51-100	RPI 101-150	RPI 150+				
4- 3	0- 1	0- 1	OVERALL	1- 1	0- 0	3- 0				
2- 0	0- 0	0- 0	HOME	1- 0	0- 0	1- 0				
2- 2	0- 0	0- 1	AWAY	0- 1	0- 0	2- 0				
0- 1	0- 1	0- 0	NEUTRAL	0- 0	0- 0	0- 0				
4- 3	0- 1	0- 1	NON-CONFERENCE	1- 1	0- 0	3- 0				
2- 0	0- 0	0- 0	HOME	1- 0	0- 0	1- 0				
2- 2	0- 0	0- 1	AWAY	0- 1	0- 0	2- 0				
0- 1	0- 1	0- 0	NEUTRAL	0- 0	0- 0	0- 0				
0- 0	0- 0	0- 0	CONFERENCE	0- 0	0- 0	0- 0				
0- 0	0- 0	0- 0	HOME	0- 0	0- 0	0- 0				
0- 0	0- 0	0- 0	AWAY	0- 0	0- 0	0- 0				
0- 0	0- 0	0- 0	NEUTRAL	0- 0	0- 0	0- 0				

RPI 1-25				RPI 26-50				RPI 51-100				Team's RPI: 89	RPI 101+			
RPI	S	Opponent	Score	RPI	S	Opponent	Score	RPI	S	Opponent	Score		RPI	S	Opponent	Score
23	N	Old Dominion	73 80	31	A	Xavier	60 70	59	A	Arkansas	42 65		234	A	Wichita St.	55 45
								76	H	Middle Tenn.	68 64		327	H	Western Caro.	77 58
													346	A	Charleston So.	77 55
LAST 12 Division I GAMES:																
76	H	Middle Tenn.	68 64	59	A	Arkansas	42 65	234	A	Wichita St.	55 45					
31	A	Xavier	60 70	23	N	Old Dominion	73 80	346	A	Charleston So.	77 55					
				327	H	Western Caro.	77 58									

Non-Div I Games: Cumberland (TN) 88 55

Tennessee Tech

T
e
x
a
s

Texas				Through Games Of Dec. 8, 2018																			
Average RPI	Win:	168	WON-LOST RECORD	WINNING PCT. RANK	LAST 10 GAMES	STRENGTH OF SCHEDULE	OPP. STRENGTH OF SCHEDULE	TEAM RPI	ADJ. RPI	CONF. RPI	ADJ CONF. RPI												
DIV. I ONLY			7- 1	26	2- 0	131	78	47	47	5	5												
DIV. I NON-CONF.			7- 1	26	2- 0	131	78	47	47	5	5												

TOTALS		RPI 1-25		RPI 26-50		W-L RECORDS		RPI 51-100		RPI 101-150		RPI 150+											
7- 1		0- 1		2- 0		OVERALL		1- 0		1- 0		3- 0											
3- 1		0- 1		1- 0		HOME		0- 0		0- 0		2- 0											
1- 0		0- 0		0- 0		AWAY		0- 0		0- 0		1- 0											
3- 0		0- 0		1- 0		NEUTRAL		1- 0		1- 0		0- 0											
7- 1		0- 1		2- 0		NON-CONFERENCE		1- 0		1- 0		3- 0											
3- 1		0- 1		1- 0		HOME		0- 0		0- 0		2- 0											
1- 0		0- 0		0- 0		AWAY		0- 0		0- 0		1- 0											
3- 0		0- 0		1- 0		NEUTRAL		1- 0		1- 0		0- 0											
0- 0		0- 0		0- 0		CONFERENCE		0- 0		0- 0		0- 0											
0- 0		0- 0		0- 0		HOME		0- 0		0- 0		0- 0											
0- 0		0- 0		0- 0		AWAY		0- 0		0- 0		0- 0											
0- 0		0- 0		0- 0		NEUTRAL		0- 0		0- 0		0- 0											

RPI 1-25				RPI 26-50				Team's RPI: 47				RPI 51-100				RPI 101+							
RPI	S	Opponent		Score		RPI	S	Opponent		Score		RPI	S	Opponent		Score		RPI	S	Opponent		Score	
19	H	Mississippi St.		49 67		26	H	Duquesne		78 41		75	N	Quinnipiac		56 55		149	N	Fordham		72 54	
						41	N	Michigan		69 52								276	A	North Texas		64 54	
																		282	H	UTSA		98 54	
																		325	H	McNeese		96 40	

LAST 12 Division I GAMES:																							
149 N Fordham				72 54				75 N Quinnipiac				56 55											
41 N Michigan				69 52				325 H McNeese				96 40											
19 H Mississippi St.				49 67				276 A North Texas				64 54											
282 H UTSA				98 54				26 H Duquesne				78 41											

T
e
x
a
s

Non-Div I Games:

Texas

Average RPI		Win: 201	WON-LOST	WINNING	LAST 10	STRENGTH OF	OPP. STRENGTH	TEAM	ADJ.	CONF.	ADJ CONF.	
Loss: 20			RECORD	PCT. RANK	GAMES	SCHEDULE	OF SCHEDULE	RPI	RPI	RPI	RPI	
DIV. I ONLY		6- 2		63	1- 0	233		60	116	116	6	6
DIV. I NON-CONF.		6- 2		63	1- 0	233		60	116	116	6	6

TOTALS		RPI 1-25		RPI 26-50		W-L RECORDS		RPI 51-100	RPI 101-150		RPI 150+	
6- 2		0- 1		0- 1		OVERALL		0- 0	2- 0		4- 0	
4- 1		0- 0		0- 1		HOME		0- 0	1- 0		3- 0	
2- 1		0- 1		0- 0		AWAY		0- 0	1- 0		1- 0	
0- 0		0- 0		0- 0		NEUTRAL		0- 0	0- 0		0- 0	
6- 2		0- 1		0- 1		NON-CONFERENCE		0- 0	2- 0		4- 0	
4- 1		0- 0		0- 1		HOME		0- 0	1- 0		3- 0	
2- 1		0- 1		0- 0		AWAY		0- 0	1- 0		1- 0	
0- 0		0- 0		0- 0		NEUTRAL		0- 0	0- 0		0- 0	
0- 0		0- 0		0- 0		CONFERENCE		0- 0	0- 0		0- 0	
0- 0		0- 0		0- 0		HOME		0- 0	0- 0		0- 0	
0- 0		0- 0		0- 0		AWAY		0- 0	0- 0		0- 0	
0- 0		0- 0		0- 0		NEUTRAL		0- 0	0- 0		0- 0	

RPI 1-25				RPI 26-50				RPI 51-100				RPI 101+ Team's RPI: 116			
RPI	S	Opponent	Score	RPI	S	Opponent	Score	RPI	S	Opponent	Score	RPI	S	Opponent	Score
12	A	Syracuse	65 75	28	H	Lamar University	68 74					132	A	Houston	68 52
												136	H	Rice	65 54
												176	A	Little Rock	61 40
												197	H	Arkansas St.	97 56
												252	H	Jacksonville	73 53
												310	H	Central Ark.	84 27
LAST 12 Division I GAMES:															
				28	H	Lamar University	68 74	310	H	Central Ark.	84 27				
				197	H	Arkansas St.	97 56	132	A	Houston	68 52				
				176	A	Little Rock	61 40								
				12	A	Syracuse	65 75								
				252	H	Jacksonville	73 53								
				136	H	Rice	65 54								

Non-Div I Games:

Texas A&M

Average RPI Win: 334
Average RPI Loss: 109

WON-LOST
RECORD

WINNING
PCT. RANK

LAST 10
GAMES

STRENGTH OF
SCHEDULE

OPP. STRENGTH
OF SCHEDULE

TEAM
RPI

ADJ.
RPI

CONF.
RPI

ADJ CONF.
RPI

DIV. I ONLY	2- 5	255	1- 0	125	330	210	210	28	28
DIV. I NON-CONF.	2- 5	255	1- 0	125	330	210	210	28	28

TOTALS	RPI 1-25	RPI 26-50	W-L RECORDS	RPI 51-100	RPI 101-150	RPI 150+			
2- 5	0- 0	0- 1	OVERALL	0- 1	0- 2	2- 1			
0- 0	0- 0	0- 0	HOME	0- 0	0- 0	0- 0			
2- 3	0- 0	0- 1	AWAY	0- 1	0- 1	2- 0			
0- 2	0- 0	0- 0	NEUTRAL	0- 0	0- 1	0- 1			
2- 5	0- 0	0- 1	NON-CONFERENCE	0- 1	0- 2	2- 1			
0- 0	0- 0	0- 0	HOME	0- 0	0- 0	0- 0			
2- 3	0- 0	0- 1	AWAY	0- 1	0- 1	2- 0			
0- 2	0- 0	0- 0	NEUTRAL	0- 0	0- 1	0- 1			
0- 0	0- 0	0- 0	CONFERENCE	0- 0	0- 0	0- 0			
0- 0	0- 0	0- 0	HOME	0- 0	0- 0	0- 0			
0- 0	0- 0	0- 0	AWAY	0- 0	0- 0	0- 0			
0- 0	0- 0	0- 0	NEUTRAL	0- 0	0- 0	0- 0			

RPI 1-25				RPI 26-50				RPI 51-100				RPI 101+ Team's RPI: 210			
RPI	S	Opponent	Score	RPI	S	Opponent	Score	RPI	S	Opponent	Score	RPI	S	Opponent	Score
				30	A	Tulane	56 62	64	A	Michigan St.	45 91	129	N	Abilene Christian	39 81
												136	A	Rice	71 76
												186	N	Nicholls St.	57 58
												318	A	UTRGV	69 55
												349	A	Savannah St.	65 41
LAST 12 Division I GAMES:															
				30	A	Tulane	56 62	318	A	UTRGV	69 55				
								64	A	Michigan St.	45 91				
								349	A	Savannah St.	65 41				
								186	N	Nicholls St.	57 58				
								129	N	Abilene Christian	39 81				
								136	A	Rice	71 76				

Non-Div I Games: Paul Quinn 83 54

Texas Southern

Loss, Non-Conf, S Site, H Home A Away N Neutral

Average RPI Win:	260	WON-LOST	WINNING	LAST 10	STRENGTH OF	OPP. STRENGTH	TEAM	ADJ.	CONF.	ADJ CONF.
Average RPI Loss:	112	RECORD	PCT. RANK	GAMES	SCHEDULE	OF SCHEDULE	RPI	RPI	RPI	RPI
DIV. I ONLY	3- 4	199	0- 1	175	174	196	196	19	19	
DIV. I NON-CONF.	3- 4	199	0- 1	175	174	196	196	19	19	

TOTALS	RPI 1-25	RPI 26-50	W-L RECORDS	RPI 51-100	RPI 101-150	RPI 150+				
3- 4	0- 0	0- 0	OVERALL	0- 1	0- 2	3- 1				
1- 2	0- 0	0- 0	HOME	0- 0	0- 1	1- 1				
2- 2	0- 0	0- 0	AWAY	0- 1	0- 1	2- 0				
0- 0	0- 0	0- 0	NEUTRAL	0- 0	0- 0	0- 0				
3- 4	0- 0	0- 0	NON-CONFERENCE	0- 1	0- 2	3- 1				
1- 2	0- 0	0- 0	HOME	0- 0	0- 1	1- 1				
2- 2	0- 0	0- 0	AWAY	0- 1	0- 1	2- 0				
0- 0	0- 0	0- 0	NEUTRAL	0- 0	0- 0	0- 0				
0- 0	0- 0	0- 0	CONFERENCE	0- 0	0- 0	0- 0				
0- 0	0- 0	0- 0	HOME	0- 0	0- 0	0- 0				
0- 0	0- 0	0- 0	AWAY	0- 0	0- 0	0- 0				
0- 0	0- 0	0- 0	NEUTRAL	0- 0	0- 0	0- 0				

RPI 1-25				RPI 26-50				RPI 51-100				RPI 101+				Team's RPI: 196
RPI	S	Opponent	Score	RPI	S	Opponent	Score	RPI	S	Opponent	Score	RPI	S	Opponent	Score	
								54	A	New Mexico	51 82	105	A	Oklahoma St.	55 66	
												108	H	Montana St.	59 67	
												179	H	Oral Roberts	64 81	
												186	H	Nicholls St.	72 67	
												282	A	UTSA	68 60	
												312	A	A&M-Corpus Christi	60 53	

LAST 12 Division I GAMES:																
				108	H	Montana St.	59 67	282	A	UTSA	68 60					
				186	H	Nicholls St.	72 67	54	A	New Mexico	51 82					
				105	A	Oklahoma St.	55 66									
				312	A	A&M-Corpus Christi	60 53									
				179	H	Oral Roberts	64 81									

Non-Div I Games:

UNKNOWN

92 39

Texas St.

Average RPI Win: 230

Average RPI Loss: 180

WON-LOST
RECORDWINNING
PCT. RANKLAST 10
GAMESSTRENGTH OF
SCHEDULEOPP. STRENGTH
OF SCHEDULETEAM
RPIADJ.
RPICONF.
RPIADJ CONF.
RPIDIV. I ONLY
DIV. I NON-CONF.5- 2
5- 284
840- 1
0- 1269
269205
205198
198198
1985
55
5

TOTALS

RPI 1-25

RPI 26-50

W-L RECORDS

RPI 51-100

RPI 101-150

RPI 150+

5- 2

0- 0

0- 0

OVERALL

1- 0

0- 0

4- 2

5- 1

0- 0

0- 0

HOME

1- 0

0- 0

4- 1

0- 1

0- 0

0- 0

AWAY

0- 0

0- 0

0- 1

0- 0

0- 0

0- 0

NEUTRAL

0- 0

0- 0

0- 0

5- 2

0- 0

0- 0

NON-CONFERENCE

1- 0

0- 0

4- 2

5- 1

0- 0

0- 0

HOME

1- 0

0- 0

4- 1

0- 1

0- 0

0- 0

AWAY

0- 0

0- 0

0- 1

0- 0

0- 0

0- 0

NEUTRAL

0- 0

0- 0

0- 0

0- 0

0- 0

0- 0

CONFERENCE

0- 0

0- 0

0- 0

0- 0

0- 0

0- 0

HOME

0- 0

0- 0

0- 0

0- 0

0- 0

0- 0

AWAY

0- 0

0- 0

0- 0

0- 0

0- 0

0- 0

NEUTRAL

0- 0

0- 0

0- 0

RPI 1-25

RPI 26-50

RPI 51-100

RPI 101+

Team's RPI: 198

RPI S Opponent Score

RPI S Opponent Score

RPI S Opponent Score

RPI S Opponent Score

86 H SFA 77 69

158 A Florida 67 72

202 H Idaho 77 88

207 H La. -Monroe 86 42

244 H Jacksonville St. 71 58

302 H Houston Baptist 82 76

312 H A&M-Corpus Christi 78 61

LAST 12 Division I GAMES:

202 H Idaho 77 88 158 A Florida 67 72

207 H La. -Monroe 86 42 86 H SFA 77 69

244 H Jacksonville St. 71 58 302 H Houston Baptist 82 76

312 H A&M-Corpus Christi 78 61

Non-Div I Games:

Texas Tech

Toledo				Through Games Of Dec. 8, 2018											
Average RPI	Win:	195	WON-LOST RECORD	WINNING PCT. RANK	LAST 10 GAMES	STRENGTH OF SCHEDULE	OPP. STRENGTH OF SCHEDULE	TEAM RPI	ADJ. RPI	CONF. RPI	ADJ CONF. RPI				
DIV. I ONLY			6- 3	98	0- 1	211	12	79	79	11	11				
DIV. I NON-CONF.			6- 3	98	0- 1	211	12	79	79	11	11				

TOTALS		RPI 1-25	RPI 26-50		W-L RECORDS		RPI 51-100	RPI 101-150	RPI 150+						
6- 3		0- 1	2- 0		OVERALL		0- 2	0- 0	4- 0						
2- 1		0- 1	1- 0		HOME		0- 0	0- 0	1- 0						
4- 2		0- 0	1- 0		AWAY		0- 2	0- 0	3- 0						
0- 0		0- 0	0- 0		NEUTRAL		0- 0	0- 0	0- 0						
6- 3		0- 1	2- 0		NON-CONFERENCE		0- 2	0- 0	4- 0						
2- 1		0- 1	1- 0		HOME		0- 0	0- 0	1- 0						
4- 2		0- 0	1- 0		AWAY		0- 2	0- 0	3- 0						
0- 0		0- 0	0- 0		NEUTRAL		0- 0	0- 0	0- 0						
0- 0		0- 0	0- 0		CONFERENCE		0- 0	0- 0	0- 0						
0- 0		0- 0	0- 0		HOME		0- 0	0- 0	0- 0						
0- 0		0- 0	0- 0		AWAY		0- 0	0- 0	0- 0						
0- 0		0- 0	0- 0		NEUTRAL		0- 0	0- 0	0- 0						

RPI 1-25				RPI 26-50				RPI 51-100		Team's RPI: 79		RPI 101+			
RPI	S	Opponent	Score	RPI	S	Opponent	Score	RPI	S	Opponent	Score	RPI	S	Opponent	Score
1	H	Notre Dame	56 72	26	H	Duquesne	65 52	53	A	Maine	59 73	259	A	Valparaiso	65 59
				50	A	Belmont	78 69	85	A	Dayton	49 70	266	H	Iona	84 38
												277	A	Cleveland St.	65 60
												292	A	Memphis	58 48

LAST 12 Division I GAMES:															
1	H	Notre Dame	56 72	50	A	Belmont	78 69	259	A	Valparaiso	65 59				
277	A	Cleveland St.	65 60	85	A	Dayton	49 70	26	H	Duquesne	65 52				
292	A	Memphis	58 48	266	H	Iona	84 38	53	A	Maine	59 73				

Non-Div I Games:

Toledo

Average RPI Win:	272	WON-LOST	WINNING	LAST 10	STRENGTH OF	OPP. STRENGTH	TEAM	ADJ.	CONF.	ADJ CONF.
Average RPI Loss:	121	RECORD	PCT. RANK	GAMES	SCHEDULE	OF SCHEDULE	RPI	RPI	RPI	RPI
DIV. I ONLY	4- 4	160	1- 0	297	123	218	218	14	14	
DIV. I NON-CONF.	4- 4	160	1- 0	297	123	218	218	14	14	

TOTALS	RPI 1-25	RPI 26-50	W-L RECORDS	RPI 51-100	RPI 101-150	RPI 150+				
4- 4	0- 1	0- 0	OVERALL	0- 1	0- 1	4- 1				
3- 0	0- 0	0- 0	HOME	0- 0	0- 0	3- 0				
1- 4	0- 1	0- 0	AWAY	0- 1	0- 1	1- 1				
0- 0	0- 0	0- 0	NEUTRAL	0- 0	0- 0	0- 0				
4- 4	0- 1	0- 0	NON-CONFERENCE	0- 1	0- 1	4- 1				
3- 0	0- 0	0- 0	HOME	0- 0	0- 0	3- 0				
1- 4	0- 1	0- 0	AWAY	0- 1	0- 1	1- 1				
0- 0	0- 0	0- 0	NEUTRAL	0- 0	0- 0	0- 0				
0- 0	0- 0	0- 0	CONFERENCE	0- 0	0- 0	0- 0				
0- 0	0- 0	0- 0	HOME	0- 0	0- 0	0- 0				
0- 0	0- 0	0- 0	AWAY	0- 0	0- 0	0- 0				
0- 0	0- 0	0- 0	NEUTRAL	0- 0	0- 0	0- 0				

RPI 1-25				RPI 26-50				RPI 51-100				RPI 101+ Team's RPI: 218			
RPI	S	Opponent	Score	RPI	S	Opponent	Score	RPI	S	Opponent	Score	RPI	S	Opponent	Score
12	A	Syracuse	55 98					97	A	Wake Forest	53 60	150	A	Mt. St. Mary's	78 87
												205	H	Massachusetts	78 53
												225	A	George Washington	63 76
												236	A	UMBC	71 62
												315	H	La Salle	92 68
												330	H	Loyol a Maryl and	62 57
LAST 12 Division I GAMES:															
330	H	Loyol a Maryl and	62 57	205	H	Massachusetts	78 53								
12	A	Syracuse	55 98	97	A	Wake Forest	53 60								
225	A	George Washi ngton	63 76												
150	A	Mt. St. Mary's	78 87												
236	A	UMBC	71 62												
315	H	La Sal l e	92 68												

Non-Div I Games:

Towson

Average RPI	Win:	240	WON-LOST	WINNING	LAST 10	STRENGTH OF	OPP. STRENGTH	TEAM	ADJ.	CONF.	ADJ CONF.
Average RPI	Loss:	61	RECORD	PCT. RANK	GAMES	SCHEDULE	OF SCHEDULE	RPI	RPI	RPI	RPI
DIV. I ONLY		6- 2	63	0- 1	333	59	195	195	19	19	
DIV. I NON-CONF.		6- 2	63	0- 1	333	59	195	195	19	19	

TOTALS	RPI 1-25		RPI 26-50		W-L RECORDS	RPI 51-100	RPI 101-150		RPI 150+		
6- 2	0- 0		0- 1		OVERALL	0- 1	1- 0		5- 0		
3- 1	0- 0		0- 0		HOME	0- 1	0- 0		3- 0		
1- 1	0- 0		0- 1		AWAY	0- 0	0- 0		1- 0		
2- 0	0- 0		0- 0		NEUTRAL	0- 0	1- 0		1- 0		
6- 2	0- 0		0- 1		NON-CONFERENCE	0- 1	1- 0		5- 0		
3- 1	0- 0		0- 0		HOME	0- 1	0- 0		3- 0		
1- 1	0- 0		0- 1		AWAY	0- 0	0- 0		1- 0		
2- 0	0- 0		0- 0		NEUTRAL	0- 0	1- 0		1- 0		
0- 0	0- 0		0- 0		CONFERENCE	0- 0	0- 0		0- 0		
0- 0	0- 0		0- 0		HOME	0- 0	0- 0		0- 0		
0- 0	0- 0		0- 0		AWAY	0- 0	0- 0		0- 0		
0- 0	0- 0		0- 0		NEUTRAL	0- 0	0- 0		0- 0		

RPI 1-25				RPI 26-50				RPI 51-100				RPI 101+ Team's RPI: 195			
RPI	S	Opponent	Score	RPI	S	Opponent	Score	RPI	S	Opponent	Score	RPI	S	Opponent	Score
				46	A	Florida St.	67 103	76	H	Middle Tenn.	64 67	137	N	Sam Houston St.	84 79
												233	N	Mississippi Val.	75 54
												245	H	Samford	72 52
												257	H	Alabama St.	116 46
												283	A	ETSU	84 66
												286	H	Tennessee St.	92 67
LAST 12 Division I GAMES:															
				283	A	ETSU	84 66	76	H	Middle Tenn.	64 67				
				286	H	Tennessee St.	92 67	257	H	Alabama St.	116 46				
				245	H	Samford	72 52	233	N	Mississippi Val.	75 54				
				46	A	Florida St.	67 103	137	N	Sam Houston St.	84 79				

Non-Div I Games:

Troy

Average RPI Win: 180
Average RPI Loss: 37

DIV. I ONLY	7- 2	50	0- 1	82	36	30	30	8	8
DIV. I NON-CONF.	7- 2	50	0- 1	82	36	30	30	8	8
TOTALS	RPI 1-25	RPI 26-50	W-L RECORDS	RPI 51-100	RPI 101-150	RPI 150+			
7- 2	0- 1	1- 0	OVERALL	1- 1	0- 0	5- 0			
5- 0	0- 0	0- 0	HOME	1- 0	0- 0	4- 0			
1- 1	0- 0	1- 0	AWAY	0- 1	0- 0	0- 0			
1- 1	0- 1	0- 0	NEUTRAL	0- 0	0- 0	1- 0			
7- 2	0- 1	1- 0	NON-CONFERENCE	1- 1	0- 0	5- 0			
5- 0	0- 0	0- 0	HOME	1- 0	0- 0	4- 0			
1- 1	0- 0	1- 0	AWAY	0- 1	0- 0	0- 0			
1- 1	0- 1	0- 0	NEUTRAL	0- 0	0- 0	1- 0			
0- 0	0- 0	0- 0	CONFERENCE	0- 0	0- 0	0- 0			
0- 0	0- 0	0- 0	HOME	0- 0	0- 0	0- 0			
0- 0	0- 0	0- 0	AWAY	0- 0	0- 0	0- 0			
0- 0	0- 0	0- 0	NEUTRAL	0- 0	0- 0	0- 0			

RPI 1-25				Team's RPI: 30				RPI 51-100				RPI 101+			
RPI	S	Opponent	Score	RPI	S	Opponent	Score	RPI	S	Opponent	Score	RPI	S	Opponent	Score
3	N	Cal i forni a	57 65	36	A	LSU	56 54	66	H	Washi ngton	63 51	186	H	Ni chol l s St.	71 46
								70	A	Al abama	58 69	210	H	Texas Southern	62 56
												238	H	Southern Mi ss.	71 54
												250	H	Fla. Atlanti c	88 45
												277	N	Cl evel and St.	81 72
LAST 12 Di vi si on I GAMES:															
				70	A	Al abama	58 69	238	H	Southern Mi ss.	71 54				
				186	H	Ni chol l s St.	71 46	250	H	Fla. Atlanti c	88 45				
				210	H	Texas Southern	62 56	277	N	Cl evel and St.	81 72				
								3	N	Cal i forni a	57 65				
								66	H	Washi ngton	63 51				
								36	A	LSU	56 54				

Tulane

Average RPI Win:	161	WON-LOST	WINNING	LAST 10	STRENGTH OF	OPP. STRENGTH	TEAM	ADJ.	CONF.	ADJ CONF.
Average RPI Loss:	76	RECORD	PCT. RANK	GAMES	SCHEDULE	OF SCHEDULE	RPI	RPI	RPI	RPI
DIV. I ONLY	5- 4	143	0- 1	139	30	94	94	8	8	
DIV. I NON-CONF.	5- 4	143	0- 1	139	30	94	94	8	8	

TOTALS	RPI 1-25	RPI 26-50	W-L RECORDS	RPI 51-100	RPI 101-150	RPI 150+				
5- 4	0- 0	0- 2	OVERALL	1- 1	1- 1	3- 0				
3- 0	0- 0	0- 0	HOME	0- 0	1- 0	2- 0				
1- 4	0- 0	0- 2	AWAY	0- 1	0- 1	1- 0				
1- 0	0- 0	0- 0	NEUTRAL	1- 0	0- 0	0- 0				
5- 4	0- 0	0- 2	NON-CONFERENCE	1- 1	1- 1	3- 0				
3- 0	0- 0	0- 0	HOME	0- 0	1- 0	2- 0				
1- 4	0- 0	0- 2	AWAY	0- 1	0- 1	1- 0				
1- 0	0- 0	0- 0	NEUTRAL	1- 0	0- 0	0- 0				
0- 0	0- 0	0- 0	CONFERENCE	0- 0	0- 0	0- 0				
0- 0	0- 0	0- 0	HOME	0- 0	0- 0	0- 0				
0- 0	0- 0	0- 0	AWAY	0- 0	0- 0	0- 0				
0- 0	0- 0	0- 0	NEUTRAL	0- 0	0- 0	0- 0				

RPI 1-25				RPI 26-50				RPI 51-100				Team's RPI: 94				RPI 101+			
RPI	S	Opponent	Score	RPI	S	Opponent	Score	RPI	S	Opponent	Score	RPI	S	Opponent	Score	RPI	S	Opponent	Score
				42	A	Arizona St.	52 70	70	N	Alabama	80 73	126	A	Ameri can	52 68				
				50	A	Bel mont	53 78	86	A	SFA	34 76					129	H	Abil ene Chris tian	75 63
																179	A	Oral Roberts	76 68
																182	H	Saint Loui s	86 75
																243	H	Stetson	55 54
LAST 12 Di vi si on I GAMES:																			
				42	A	Ari zona St.	52 70	179	A	Oral Roberts	76 68								
				70	N	Al abama	80 73	50	A	Bel mont	53 78								
				129	H	Abi lene Chris tian	75 63	126	A	Ameri can	52 68								
				86	A	SFA	34 76	243	H	Stetson	55 54								
				182	H	Saint Loui s	86 75												

Non-Div I Games:

Tulsa

Average RPI	Win:	267	WON-LOST	WINNING	LAST 10	STRENGTH OF	OPP. STRENGTH	TEAM	ADJ.	CONF.	ADJ CONF.
Average RPI	Loss:	21	RECORD	PCT. RANK	GAMES	SCHEDULE	OF SCHEDULE	RPI	RPI	RPI	RPI
DIV. I ONLY		8- 1	21	0- 1	330	182	160	160	18	18	
DIV. I NON-CONF.		8- 1	21	0- 1	330	182	160	160	18	18	

TOTALS	RPI 1-25		RPI 26-50		W-L RECORDS	RPI 51-100		RPI 101-150		RPI 150+	
8- 1	0- 1		0- 0		OVERALL	0- 0		0- 0		8- 0	
5- 0	0- 0		0- 0		HOME	0- 0		0- 0		5- 0	
2- 0	0- 0		0- 0		AWAY	0- 0		0- 0		2- 0	
1- 1	0- 1		0- 0		NEUTRAL	0- 0		0- 0		1- 0	
8- 1	0- 1		0- 0		NON-CONFERENCE	0- 0		0- 0		8- 0	
5- 0	0- 0		0- 0		HOME	0- 0		0- 0		5- 0	
2- 0	0- 0		0- 0		AWAY	0- 0		0- 0		2- 0	
1- 1	0- 1		0- 0		NEUTRAL	0- 0		0- 0		1- 0	
0- 0	0- 0		0- 0		CONFERENCE	0- 0		0- 0		0- 0	
0- 0	0- 0		0- 0		HOME	0- 0		0- 0		0- 0	
0- 0	0- 0		0- 0		AWAY	0- 0		0- 0		0- 0	
0- 0	0- 0		0- 0		NEUTRAL	0- 0		0- 0		0- 0	

RPI 1-25				RPI 26-50				RPI 51-100				RPI 101+ Team's RPI: 160			
RPI	S	Opponent	Score	RPI	S	Opponent	Score	RPI	S	Opponent	Score	RPI	S	Opponent	Score
21	N	Tennessee	69 73									166	N	Oklahoma	89 84
												211	H	Appalachian St.	80 61
												229	H	Alabama A&M	82 47
												245	A	Samford	66 41
												292	H	Memphis	85 54
												319	A	Chicago St.	90 45
												325	H	McNeese	91 48
												350	H	Alcorn	80 53

LAST 12 Division I GAMES:															
245	A	Samford	66 41	21	N	Tennessee	69 73	325	H	McNeese	91 48	211	H	Appalachian St.	80 61
350	H	Alcorn	80 53												
229	H	Alabama A&M	82 47												
166	N	Oklahoma	89 84												
319	A	Chicago St.	90 45												
292	H	Memphis	85 54												

Non-Div I Games:

UAB

UC Davis

UC Davis																						
Average RPI Win:		227	WON-LOST		WINNING		LAST 10		STRENGTH OF		OPP. STRENGTH		TEAM		ADJ.		CONF.		ADJ CONF.			
Average RPI Loss:		59	RECORD		PCT. RANK		GAMES		SCHEDULE		OF SCHEDULE		RPI		RPI		RPI		RPI			
DIV. I ONLY			4- 5		188		0- 1		54		136		83		83		21		21			
DIV. I NON-CONF.			4- 5		188		0- 1		54		136		83		83		21		21			

TOTALS		RPI 1-25		RPI 26-50		W-L RECORDS		RPI 51-100		RPI 101-150		RPI 150+										
4- 5		0- 1		0- 0		OVERALL		0- 4		0- 0		4- 0										
1- 1		0- 0		0- 0		HOME		0- 1		0- 0		1- 0										
2- 4		0- 1		0- 0		AWAY		0- 3		0- 0		2- 0										
1- 0		0- 0		0- 0		NEUTRAL		0- 0		0- 0		1- 0										
4- 5		0- 1		0- 0		NON-CONFERENCE		0- 4		0- 0		4- 0										
1- 1		0- 0		0- 0		HOME		0- 1		0- 0		1- 0										
2- 4		0- 1		0- 0		AWAY		0- 3		0- 0		2- 0										
1- 0		0- 0		0- 0		NEUTRAL		0- 0		0- 0		1- 0										
0- 0		0- 0		0- 0		CONFERENCE		0- 0		0- 0		0- 0										
0- 0		0- 0		0- 0		HOME		0- 0		0- 0		0- 0										
0- 0		0- 0		0- 0		AWAY		0- 0		0- 0		0- 0										
0- 0		0- 0		0- 0		NEUTRAL		0- 0		0- 0		0- 0										

RPI 1-25				RPI 26-50				RPI 51-100				Team's RPI: 83				RPI 101+						
RPI	S	Opponent	Score	RPI	S	Opponent	Score	RPI	S	Opponent	Score	RPI	S	Opponent	Score							
20	A	Stanford	43 71					55	A	Portland St.	50 65	204	N	Nevada	84 68							
								61	A	Montana	56 62	213	A	Washington St.	75 62							
								69	A	Loyola Marymount	53 60	221	H	Southern Utah	68 45							
								88	H	Paci fi c	80 83	270	A	Sacramento St.	109 60							

LAST 12 Division I GAMES:																						
213	A	Washington St.	75 62	61	A	Montana	56 62															
55	A	Portland St.	50 65	270	A	Sacramento St.	109 60															
88	H	Paci fi c	80 83	204	N	Nevada	84 68															
20	A	Stanford	43 71	69	A	Loyola Marymount	53 60															
				221	H	Southern Utah	68 45															

UC Davis

Non-Div I Games:

UC Davis

UC Irvine				Through Games Of Dec. 8, 2018							
Average RPI	Win:	231	WON-LOST	WINNING	LAST 10	STRENGTH OF	OPP. STRENGTH	TEAM	ADJ.	CONF.	ADJ CONF.
Average RPI	Loss:	128	RECORD	PCT. RANK	GAMES	SCHEDULE	OF SCHEDULE	RPI	RPI	RPI	RPI
DIV. I ONLY			6- 1	38	0- 1	331	110	180	180	21	21
DIV. I NON-CONF.			6- 1	38	0- 1	331	110	180	180	21	21

TOTALS		RPI 1-25		RPI 26-50		W-L RECORDS	RPI 51-100	RPI 101-150		RPI 150+	
6- 1		0- 0		0- 0		OVERALL	0- 0	1- 1		5- 0	
3- 1		0- 0		0- 0		HOME	0- 0	0- 1		3- 0	
1- 0		0- 0		0- 0		AWAY	0- 0	0- 0		1- 0	
2- 0		0- 0		0- 0		NEUTRAL	0- 0	1- 0		1- 0	
6- 1		0- 0		0- 0		NON-CONFERENCE	0- 0	1- 1		5- 0	
3- 1		0- 0		0- 0		HOME	0- 0	0- 1		3- 0	
1- 0		0- 0		0- 0		AWAY	0- 0	0- 0		1- 0	
2- 0		0- 0		0- 0		NEUTRAL	0- 0	1- 0		1- 0	
0- 0		0- 0		0- 0		CONFERENCE	0- 0	0- 0		0- 0	
0- 0		0- 0		0- 0		HOME	0- 0	0- 0		0- 0	
0- 0		0- 0		0- 0		AWAY	0- 0	0- 0		0- 0	
0- 0		0- 0		0- 0		NEUTRAL	0- 0	0- 0		0- 0	

RPI 1-25				RPI 26-50				RPI 51-100				RPI 101+ Team's RPI: 180			
RPI	S	Opponent	Score	RPI	S	Opponent	Score	RPI	S	Opponent	Score	RPI	S	Opponent	Score
												120	N	Indiana St.	77 61
												128	H	San Diego St.	70 78
												219	H	UNLV	57 55
												221	H	Southern Utah	75 58
												222	A	San Jose St.	74 66
												254	H	CSU Bakersfi el d	85 78
												348	N	LIU Brooklyn	84 71

Average RPI Win:	217	WON-LOST	WINNING	LAST 10	STRENGTH OF	OPP. STRENGTH	TEAM	ADJ.	CONF.	ADJ CONF.
Average RPI Loss:	125	RECORD	PCT. RANK	GAMES	SCHEDULE	OF SCHEDULE	RPI	RPI	RPI	RPI
DIV. I ONLY	2- 6	264	1- 0	15	303	173	173	21	21	
DIV. I NON-CONF.	2- 6	264	1- 0	15	303	173	173	21	21	

TOTALS	RPI 1-25	RPI 26-50	W-L RECORDS	RPI 51-100	RPI 101-150	RPI 150+				
2- 6	0- 1	0- 0	OVERALL	0- 2	0- 1	2- 2				
2- 0	0- 0	0- 0	HOME	0- 0	0- 0	2- 0				
0- 4	0- 0	0- 0	AWAY	0- 2	0- 1	0- 1				
0- 2	0- 1	0- 0	NEUTRAL	0- 0	0- 0	0- 1				
2- 6	0- 1	0- 0	NON-CONFERENCE	0- 2	0- 1	2- 2				
2- 0	0- 0	0- 0	HOME	0- 0	0- 0	2- 0				
0- 4	0- 0	0- 0	AWAY	0- 2	0- 1	0- 1				
0- 2	0- 1	0- 0	NEUTRAL	0- 0	0- 0	0- 1				
0- 0	0- 0	0- 0	CONFERENCE	0- 0	0- 0	0- 0				
0- 0	0- 0	0- 0	HOME	0- 0	0- 0	0- 0				
0- 0	0- 0	0- 0	AWAY	0- 0	0- 0	0- 0				
0- 0	0- 0	0- 0	NEUTRAL	0- 0	0- 0	0- 0				

RPI 1-25				RPI 26-50				RPI 51-100				RPI 101+ Team's RPI: 173			
RPI	S	Opponent	Score	RPI	S	Opponent	Score	RPI	S	Opponent	Score	RPI	S	Opponent	Score
7	N	Oregon	44 94					72	A	Southern California	55 73	105	A	Oklahoma St.	51 76
								93	A	BYU	70 72	188	N	Milwaukee	54 56
												212	H	Coastal Caro.	62 43
												221	H	Southern Utah	56 50
												284	A	California Baptist	57 65
LAST 12 Division I GAMES:															
284	A	California Baptist	57 65	221	H	Southern Utah	56 50								
188	N	Milwaukee	54 56	72	A	Southern California	55 73								
7	N	Oregon	44 94												
212	H	Coastal Caro.	62 43												
105	A	Oklahoma St.	51 76												
93	A	BYU	70 72												

Non-Div I Games:

UC Riverside

Average RPI		Win: 290	WON-LOST	WINNING	LAST 10	STRENGTH OF		OPP. STRENGTH	TEAM	ADJ.	CONF.	ADJ CONF.
Loss: 145			RECORD	PCT. RANK	GAMES	SCHEDULE		OF SCHEDULE	RPI	RPI	RPI	RPI
DIV. I ONLY		2- 7	282	1- 0	224	218	300	300	21	21		
DIV. I NON-CONF.		2- 7	282	1- 0	224	218	300	300	21	21		

TOTALS		RPI 1-25		RPI 26-50	W-L RECORDS		RPI 51-100	RPI 101-150	RPI 150+			
2- 7		0- 0		0- 1	OVERALL		0- 3	0- 0	2- 3			
1- 3		0- 0		0- 1	HOME		0- 1	0- 0	1- 1			
0- 4		0- 0		0- 0	AWAY		0- 2	0- 0	0- 2			
1- 0		0- 0		0- 0	NEUTRAL		0- 0	0- 0	1- 0			
2- 7		0- 0		0- 1	NON-CONFERENCE		0- 3	0- 0	2- 3			
1- 3		0- 0		0- 1	HOME		0- 1	0- 0	1- 1			
0- 4		0- 0		0- 0	AWAY		0- 2	0- 0	0- 2			
1- 0		0- 0		0- 0	NEUTRAL		0- 0	0- 0	1- 0			
0- 0		0- 0		0- 0	CONFERENCE		0- 0	0- 0	0- 0			
0- 0		0- 0		0- 0	HOME		0- 0	0- 0	0- 0			
0- 0		0- 0		0- 0	AWAY		0- 0	0- 0	0- 0			
0- 0		0- 0		0- 0	NEUTRAL		0- 0	0- 0	0- 0			

RPI	S	Opponent	Score	RPI	S	Opponent	Score	RPI	S	Opponent	Score	RPI	S	Opponent	Score
				43	H	Saint Mary's (CA)	55 80	69	H	Loyola Marymount	57 70	219	A	UNLV	51 69
								72	A	Southern California	39 82	239	N	Dartmouth	62 56
								88	A	Pacific	53 69	254	H	CSU Bakersfield	48 56
												271	A	Utah Valley	54 63
												340	H	Grand Canyon	66 55
LAST 12 Division I GAMES:															
				69	H	Loyola Marymount	57 70	239	N	Dartmouth	62 56				
				72	A	Southern California	39 82	88	A	Pacific	53 69				
				254	H	CSU Bakersfield	48 56	340	H	Grand Canyon	66 55				
				271	A	Utah Valley	54 63	43	H	Saint Mary's (CA)	55 80				
								219	A	UNLV	51 69				

Non-Div I Games:

UC Santa Barbara

Average RPI Win:	163	WON-LOST	WINNING	LAST 10	STRENGTH OF	OPP. STRENGTH	TEAM	ADJ.	CONF.	ADJ CONF.
Average RPI Loss:	52	RECORD	PCT. RANK	GAMES	SCHEDULE	OF SCHEDULE	RPI	RPI	RPI	RPI
DIV. I ONLY	6- 1	38	1- 0	163	49	32	32	8	8	
DIV. I NON-CONF.	6- 1	38	1- 0	163	49	32	32	8	8	

TOTALS	RPI 1-25	RPI 26-50	W-L RECORDS	RPI 51-100	RPI 101-150	RPI 150+				
6- 1	0- 0	0- 0	OVERALL	2- 1	1- 0	3- 0				
3- 0	0- 0	0- 0	HOME	2- 0	0- 0	1- 0				
3- 1	0- 0	0- 0	AWAY	0- 1	1- 0	2- 0				
0- 0	0- 0	0- 0	NEUTRAL	0- 0	0- 0	0- 0				
6- 1	0- 0	0- 0	NON-CONFERENCE	2- 1	1- 0	3- 0				
3- 0	0- 0	0- 0	HOME	2- 0	0- 0	1- 0				
3- 1	0- 0	0- 0	AWAY	0- 1	1- 0	2- 0				
0- 0	0- 0	0- 0	NEUTRAL	0- 0	0- 0	0- 0				
0- 0	0- 0	0- 0	CONFERENCE	0- 0	0- 0	0- 0				
0- 0	0- 0	0- 0	HOME	0- 0	0- 0	0- 0				
0- 0	0- 0	0- 0	AWAY	0- 0	0- 0	0- 0				
0- 0	0- 0	0- 0	NEUTRAL	0- 0	0- 0	0- 0				

RPI 1-25				RPI 26-50				Team's RPI: 32				RPI 51-100				RPI 101+			
RPI	S	Opponent	Score	RPI	S	Opponent	Score					RPI	S	Opponent	Score	RPI	S	Opponent	Score
												52	A	Central Mich.	68 75	127	A	Pittsburgh	61 58
												62	H	Villanova	71 56	156	A	Mercer	76 42
												100	H	Chattanooga	75 37	243	A	Stetson	78 55
																291	H	Richmond	70 48
LAST 12 Division I GAMES:																			
100	H	Chattanooga	75 37	291	H	Richmond	70 48					52	A	Central Mich.	68 75				
62	H	Villanova	71 56									156	A	Mercer	76 42				
												243	A	Stetson	78 55				
												127	A	Pittsburgh	61 58				

Non-Div I Games:

UCF

Average RPI Win: 137

Average RPI Loss: 42

WON-LOST
RECORDWINNING
PCT. RANKLAST 10
GAMESSTRENGTH OF
SCHEDULEOPP. STRENGTH
OF SCHEDULETEAM
RPIADJ.
RPICONF.
RPIADJ CONF.
RPIDIV. I ONLY
DIV. I NON-CONF.4- 5
4- 5188
1881- 0
1- 03
3192
19249
4949
492
22
2

TOTALS

RPI 1-25

RPI 26-50

W-L RECORDS

RPI 51-100

RPI 101-150

RPI 150+

4- 5
4- 1
0- 1
0- 30- 3
0- 1
0- 0
0- 20- 0
0- 0
0- 0
0- 0OVERALL
HOME
AWAY
NEUTRAL0- 2
0- 0
0- 1
0- 13- 0
3- 0
0- 0
0- 01- 0
1- 0
0- 0
0- 04- 5
4- 1
0- 1
0- 30- 3
0- 1
0- 0
0- 20- 0
0- 0
0- 0
0- 0NON-CONFERENCE
HOME
AWAY
NEUTRAL0- 2
0- 0
0- 1
0- 13- 0
3- 0
0- 0
0- 01- 0
1- 0
0- 0
0- 00- 0
0- 0
0- 0
0- 00- 0
0- 0
0- 0
0- 00- 0
0- 0
0- 0
0- 0CONFERENCE
HOME
AWAY
NEUTRAL0- 0
0- 0
0- 0
0- 00- 0
0- 0
0- 0
0- 00- 0
0- 0
0- 0
0- 0

RPI 1-25

RPI 26-50

Team's RPI: 49

RPI 51-100

RPI 101+

RPI	S	Opponent	Score
11	H	Indiana	65 67
16	N	Kentucky	74 75
24	N	North Carolina	49 83

RPI	S	Opponent	Score
-----	---	----------	-------

RPI	S	Opponent	Score
69	A	Loyola Marymount	63 69
90	N	South Fla.	56 60

RPI	S	Opponent	Score
117	H	Seton Hall	78 62
136	H	Rice	59 50
145	H	Fresno St.	89 80
151	H	Georgia	80 69

LAST 12 Division I GAMES:

11	H	Indiana	65	67	145	H	Fresno St.	89	80
90	N	South Fla.	56	60	136	H	Rice	59	50
16	N	Kentucky	74	75	69	A	Loyola Marymount	63	69
24	N	North Carolina	49	83					
117	H	Seton Hall	78	62					
151	H	Georgia	80	69					

Non-Div I Games:

UCLA

Average RPI Win: 107
Average RPI Loss: 0

WON-LOST
RECORD

WINNING
PCT. RANK

LAST 10
GAMES

STRENGTH OF
SCHEDULE

OPP. STRENGTH
OF SCHEDULE

TEAM
RPI

ADJ.
RPI

CONF.
RPI

ADJ CONF.
RPI

DIV. I ONLY
DIV. I NON-CONF.

9- 0
9- 0

1
1

1- 0
1- 0

11
11

25
25

2
2

2
2

8
8

8
8

TOTALS

RPI 1-25

RPI 26-50

W-L RECORDS

RPI 51-100

RPI 101-150

RPI 150+

9- 0
3- 0
2- 0
4- 0

1- 0
0- 0
1- 0
0- 0

1- 0
1- 0
0- 0
0- 0

OVERALL
HOME
AWAY
NEUTRAL

3- 0
1- 0
0- 0
2- 0

1- 0
1- 0
0- 0
0- 0

3- 0
0- 0
1- 0
2- 0

9- 0
3- 0
2- 0
4- 0

1- 0
0- 0
1- 0
0- 0

1- 0
1- 0
0- 0
0- 0

NON-CONFERENCE
HOME
AWAY
NEUTRAL

3- 0
1- 0
0- 0
2- 0

1- 0
1- 0
0- 0
0- 0

3- 0
0- 0
1- 0
2- 0

0- 0
0- 0
0- 0
0- 0

0- 0
0- 0
0- 0
0- 0

0- 0
0- 0
0- 0
0- 0

CONFERENCE
HOME
AWAY
NEUTRAL

0- 0
0- 0
0- 0
0- 0

0- 0
0- 0
0- 0
0- 0

0- 0
0- 0
0- 0
0- 0

RPI 1-25 Team's RPI: 2
RPI S Opponent Score
1 A Notre Dame 89 71

RPI 26-50
RPI S Opponent Score
35 H DePaul 99 63

RPI 51-100
RPI S Opponent Score
65 N St. John's (NY) 65 55
78 N Purdue 86 40
95 H Ohio St. 85 53

RPI 101+
RPI S Opponent Score
117 H Seton Hall 99 61
157 N Vanderbilt 80 42
182 A Saint Louis 98 42
231 N Ole Miss 90 50

LAST 12 Division I GAMES:

78 N Purdue 86 40
65 N St. John's (NY) 65 55
231 N Ole Miss 90 50
157 N Vanderbilt 80 42
95 H Ohio St. 85 53

117 H Seton Hall 99 61
182 A Saint Louis 98 42
1 A Notre Dame 89 71
35 H DePaul 99 63

U
C
o
n
nU
C
o
n
n

Non-Div I Games:

UConn

Loss, Non-Conf, S Site, H Home A Away N Neutral

Average RPI Win:	303	WON-LOST	WINNING	LAST 10	STRENGTH OF	OPP. STRENGTH	TEAM	ADJ.	CONF.	ADJ CONF.
Average RPI Loss:	107	RECORD	PCT. RANK	GAMES	SCHEDULE	OF SCHEDULE	RPI	RPI	RPI	RPI
DIV. I ONLY	2- 6	264	0- 1	65	301	209	209	13	13	
DIV. I NON-CONF.	2- 6	264	0- 1	65	301	209	209	13	13	

TOTALS	RPI 1-25	RPI 26-50	W-L RECORDS	RPI 51-100	RPI 101-150	RPI 150+				
2- 6	0- 1	0- 0	OVERALL	0- 1	0- 2	2- 2				
1- 2	0- 0	0- 0	HOME	0- 0	0- 1	1- 1				
1- 4	0- 1	0- 0	AWAY	0- 1	0- 1	1- 1				
0- 0	0- 0	0- 0	NEUTRAL	0- 0	0- 0	0- 0				
2- 6	0- 1	0- 0	NON-CONFERENCE	0- 1	0- 2	2- 2				
1- 2	0- 0	0- 0	HOME	0- 0	0- 1	1- 1				
1- 4	0- 1	0- 0	AWAY	0- 1	0- 1	1- 1				
0- 0	0- 0	0- 0	NEUTRAL	0- 0	0- 0	0- 0				
0- 0	0- 0	0- 0	CONFERENCE	0- 0	0- 0	0- 0				
0- 0	0- 0	0- 0	HOME	0- 0	0- 0	0- 0				
0- 0	0- 0	0- 0	AWAY	0- 0	0- 0	0- 0				
0- 0	0- 0	0- 0	NEUTRAL	0- 0	0- 0	0- 0				

RPI 1-25				RPI 26-50				RPI 51-100				RPI 101+ Team's RPI: 209			
RPI	S	Opponent	Score	RPI	S	Opponent	Score	RPI	S	Opponent	Score	RPI	S	Opponent	Score
10	A	Marquette	32 96					51	A	Northwestern	44 87	114	H	Mi ami (OH)	56 65
												120	A	Indi ana St.	53 60
												170	A	Eastern Mi ch.	38 52
												177	H	Loyol a Chi cago	60 75
												259	H	Val parai so	75 65
												347	A	Evansvi l l e	62 54

LAST 12 Division I GAMES:															
120	A	Indi ana St.	53 60	347	A	Evansvi l l e	62 54	114	H	Mi ami (OH)	56 65				
259	H	Val parai so	75 65	170	A	Eastern Mi ch.	38 52	10	A	Marquette	32 96				
				177	H	Loyol a Chi cago	60 75	51	A	Northwestern	44 87				

Non-Div I Games:

UIC

Average RPI Win: **263**
 Average RPI Loss: **130**

WON-LOST
RECORD

WINNING
PCT. RANK

LAST 10
GAMES

STRENGTH OF
SCHEDULE

OPP. STRENGTH
OF SCHEDULE

TEAM
RPI

ADJ.
RPI

CONF.
RPI

ADJ CONF.
RPI

DIV. I ONLY	3- 4	199	0- 1	277	137	236	236	24	24
DIV. I NON-CONF.	3- 4	199	0- 1	277	137	236	236	24	24
TOTALS	RPI 1-25	RPI 26-50	W-L RECORDS	RPI 51-100	RPI 101-150	RPI 150+			
3- 4	0- 0	0- 1	OVERALL	0- 0	0- 2	3- 1			
0- 2	0- 0	0- 0	HOME	0- 0	0- 1	0- 1			
1- 2	0- 0	0- 1	AWAY	0- 0	0- 1	1- 0			
2- 0	0- 0	0- 0	NEUTRAL	0- 0	0- 0	2- 0			
3- 4	0- 0	0- 1	NON-CONFERENCE	0- 0	0- 2	3- 1			
0- 2	0- 0	0- 0	HOME	0- 0	0- 1	0- 1			
1- 2	0- 0	0- 1	AWAY	0- 0	0- 1	1- 0			
2- 0	0- 0	0- 0	NEUTRAL	0- 0	0- 0	2- 0			
0- 0	0- 0	0- 0	CONFERENCE	0- 0	0- 0	0- 0			
0- 0	0- 0	0- 0	HOME	0- 0	0- 0	0- 0			
0- 0	0- 0	0- 0	AWAY	0- 0	0- 0	0- 0			
0- 0	0- 0	0- 0	NEUTRAL	0- 0	0- 0	0- 0			

RPI	S	Opponent	Score	RPI	S	Opponent	Score	RPI	S	Opponent	Score	RPI	S	Opponent	Score	Team's RPI: 236
27	A	Maryland	61 92									126	A	American	42 64	
												150	H	Mt. St. Mary's	52 65	
												218	H	Towson	62 71	
												251	N	Kennesaw St.	57 53	
												255	A	Coppin St.	57 52	
												282	N	UTSA	72 58	
LAST 12 Division I GAMES:																
150	H	Mt. St. Mary's	52 65	251	N	Kennesaw St.	57 53									
27	A	Maryland	61 92	282	N	UTSA	72 58									
126	A	American	42 64													
218	H	Towson	62 71													
255	A	Coppin St.	57 52													

Non-Div I Games: Notre Dame (MD) 81 43 Eastern 81 42 Gettysburg 65 51

UMBC

Loss, Non-Conf, S Site, H Home A Away N Neutral

U
M
E
S

U
M
E
S

Non-Div I Games:

Regent

72 16

Cheyney

88 39

■ Loss, ■ Non-Conf, S Site, H Home A Away N Neutral

Average RPI Win:	312	WON-LOST	WINNING	LAST 10	STRENGTH OF	OPP. STRENGTH	TEAM	ADJ.	CONF.	ADJ CONF.
Average RPI Loss:	178	RECORD	PCT. RANK	GAMES	SCHEDULE	OF SCHEDULE	RPI	RPI	RPI	RPI
DIV. I ONLY	2- 7	282	0- 1	230	310	304	304	24	24	
DIV. I NON-CONF.	2- 7	282	0- 1	230	310	304	304	24	24	

TOTALS	RPI 1-25	RPI 26-50	W-L RECORDS	RPI 51-100	RPI 101-150	RPI 150+				
2- 7	0- 0	0- 0	OVERALL	0- 1	0- 3	2- 3				
1- 3	0- 0	0- 0	HOME	0- 0	0- 1	1- 2				
1- 4	0- 0	0- 0	AWAY	0- 1	0- 2	1- 1				
0- 0	0- 0	0- 0	NEUTRAL	0- 0	0- 0	0- 0				
2- 7	0- 0	0- 0	NON-CONFERENCE	0- 1	0- 3	2- 3				
1- 3	0- 0	0- 0	HOME	0- 0	0- 1	1- 2				
1- 4	0- 0	0- 0	AWAY	0- 1	0- 2	1- 1				
0- 0	0- 0	0- 0	NEUTRAL	0- 0	0- 0	0- 0				
0- 0	0- 0	0- 0	CONFERENCE	0- 0	0- 0	0- 0				
0- 0	0- 0	0- 0	HOME	0- 0	0- 0	0- 0				
0- 0	0- 0	0- 0	AWAY	0- 0	0- 0	0- 0				
0- 0	0- 0	0- 0	NEUTRAL	0- 0	0- 0	0- 0				

RPI 1-25				RPI 26-50				RPI 51-100				RPI 101+ Team's RPI : 304					
RPI	S	Opponent	Score	RPI	S	Opponent	Score	RPI	S	Opponent	Score	RPI	S	Opponent	Score		
								67	A	Butler	36	89	117	A	Seton Hall	57	90
												119	H	Providence	47	71	
												148	A	Holy Cross	54	63	
												249	A	Cornell	54	63	
												262	H	Bryant	57	58	
												275	H	Saint Peter's	59	57	
												285	H	Colgate	52	61	
												348	A	LIU Brooklyn	69	64	
LAST 12 Division I GAMES:																	
				148	A	Holy Cross	54	63				119	H	Providence	47	71	
				348	A	LIU Brooklyn	69	64				285	H	Colgate	52	61	
				117	A	Seton Hall	57	90				262	H	Bryant	57	58	
				67	A	Butler	36	89									
				249	A	Cornell	54	63									
				275	H	Saint Peter's	59	57									

Non-Div I Games: Fisher 79 45

UMass Lowell

Average RPI Win: 284 WON-LOST WINNING LAST 10
Average RPI Loss: 98 RECORD PCT. RANK GAMES STRENGTH OF OPP. STRENGTH TEAM ADJ. CONF. ADJ CONF.
Schedule Of Schedule RPI RPI RPI RPI

DIV. I ONLY	3- 3	160	0- 0	119	266	167	167	29	29
DIV. I NON-CONF.	3- 3	160	0- 0	119	266	167	167	29	29
TOTALS	RPI 1-25	RPI 26-50	W-L RECORDS	RPI 51-100	RPI 101-150	RPI 150+			
3- 3	0- 1	0- 0	OVERALL	0- 1	0- 0	3- 1			
3- 0	0- 0	0- 0	HOME	0- 0	0- 0	3- 0			
0- 3	0- 1	0- 0	AWAY	0- 1	0- 0	0- 1			
0- 0	0- 0	0- 0	NEUTRAL	0- 0	0- 0	0- 0			
3- 3	0- 1	0- 0	NON-CONFERENCE	0- 1	0- 0	3- 1			
3- 0	0- 0	0- 0	HOME	0- 0	0- 0	3- 0			
0- 3	0- 1	0- 0	AWAY	0- 1	0- 0	0- 1			
0- 0	0- 0	0- 0	NEUTRAL	0- 0	0- 0	0- 0			
0- 0	0- 0	0- 0	CONFERENCE	0- 0	0- 0	0- 0			
0- 0	0- 0	0- 0	HOME	0- 0	0- 0	0- 0			
0- 0	0- 0	0- 0	AWAY	0- 0	0- 0	0- 0			
0- 0	0- 0	0- 0	NEUTRAL	0- 0	0- 0	0- 0			

RPI S Opponent Score	RPI S Opponent Score	RPI S Opponent Score	RPI S Opponent Score
21 A Tennessee 46 73		80 A Charlotte 53 70	193 A Furman 47 58
			217 H Wofford 60 46
			308 H Davidson 69 56
			327 H Western Caro. 74 49
Team's RPI: 167			
LAST 12 Division I GAMES:			
80 A Charlotte 53 70	193 A Furman 47 58		
	217 H Wofford 60 46		
	308 H Davidson 69 56		
	327 H Western Caro. 74 49		
	21 A Tennessee 46 73		

Non-Div I Games: Warren Wilson 92 31

UNC Asheville

Average RPI Win: 0

Average RPI Loss: 208

WON-LOST
RECORD

WINNING
PCT. RANK

LAST 10
GAMES

STRENGTH OF
SCHEDULE

OPP. STRENGTH
OF SCHEDULE

TEAM
RPI

ADJ.
RPI

CONF.
RPI

ADJ CONF.
RPI

DIV. I ONLY	0- 4	326	0- 0	194	324	332	332	25	25
DIV. I NON-CONF.	0- 4	326	0- 0	194	324	332	332	25	25
TOTALS	RPI 1-25	RPI 26-50	W-L RECORDS	RPI 51-100	RPI 101-150	RPI 150+			
0- 4	0- 0	0- 0	OVERALL	0- 0	0- 0	0- 4			
0- 0	0- 0	0- 0	HOME	0- 0	0- 0	0- 0			
0- 4	0- 0	0- 0	AWAY	0- 0	0- 0	0- 4			
0- 0	0- 0	0- 0	NEUTRAL	0- 0	0- 0	0- 0			
0- 4	0- 0	0- 0	NON-CONFERENCE	0- 0	0- 0	0- 4			
0- 0	0- 0	0- 0	HOME	0- 0	0- 0	0- 0			
0- 4	0- 0	0- 0	AWAY	0- 0	0- 0	0- 4			
0- 0	0- 0	0- 0	NEUTRAL	0- 0	0- 0	0- 0			
0- 0	0- 0	0- 0	CONFERENCE	0- 0	0- 0	0- 0			
0- 0	0- 0	0- 0	HOME	0- 0	0- 0	0- 0			
0- 0	0- 0	0- 0	AWAY	0- 0	0- 0	0- 0			
0- 0	0- 0	0- 0	NEUTRAL	0- 0	0- 0	0- 0			

RPI 1-25				RPI 26-50				RPI 51-100				RPI 101+ Team's RPI: 332			
RPI	S	Opponent	Score	RPI	S	Opponent	Score	RPI	S	Opponent	Score	RPI	S	Opponent	Score
												169	A	Georgia St.	63 70
												184	A	Campbel l	49 53
												211	A	Appal achi an St.	65 68
												267	A	Hi gh Poi nt	75 82
LAST 12 Di vi si on I GAMES:															
				267	A	Hi gh Poi nt	75 82								
				184	A	Campbel l	49 53								
				211	A	Appal achi an St.	65 68								
				169	A	Georgia St.	63 70								

Non-Div I Games:

Pfeiffer

92 23

UNC Pembroke

72 32

Lees-McRae

92 36

Young Harris

62 29

UNC Greensboro

Average RPI	Win:	330	WON-LOST	WINNING	LAST 10	STRENGTH OF	OPP. STRENGTH	TEAM	ADJ.	CONF.	ADJ CONF.
Average RPI	Loss:	63	RECORD	PCT. RANK	GAMES	SCHEDULE	OF SCHEDULE	RPI	RPI	RPI	RPI
DIV. I ONLY		3- 3		160	0- 1	240	276	191	191	14	14
DIV. I NON-CONF.		3- 3		160	0- 1	240	276	191	191	14	14

TOTALS	RPI 1-25		RPI 26-50		W-L RECORDS	RPI 51-100		RPI 101-150		RPI 150+	
3- 3	0- 1		0- 0		OVERALL	0- 2		0- 0		3- 0	
2- 0	0- 0		0- 0		HOME	0- 0		0- 0		2- 0	
1- 3	0- 1		0- 0		AWAY	0- 2		0- 0		1- 0	
0- 0	0- 0		0- 0		NEUTRAL	0- 0		0- 0		0- 0	
3- 3	0- 1		0- 0		NON-CONFERENCE	0- 2		0- 0		3- 0	
2- 0	0- 0		0- 0		HOME	0- 0		0- 0		2- 0	
1- 3	0- 1		0- 0		AWAY	0- 2		0- 0		1- 0	
0- 0	0- 0		0- 0		NEUTRAL	0- 0		0- 0		0- 0	
0- 0	0- 0		0- 0		CONFERENCE	0- 0		0- 0		0- 0	
0- 0	0- 0		0- 0		HOME	0- 0		0- 0		0- 0	
0- 0	0- 0		0- 0		AWAY	0- 0		0- 0		0- 0	
0- 0	0- 0		0- 0		NEUTRAL	0- 0		0- 0		0- 0	

RPI 1-25				RPI 26-50				RPI 51-100				RPI 101+ Team's RPI: 191			
RPI	S	Opponent	Score	RPI	S	Opponent	Score	RPI	S	Opponent	Score	RPI	S	Opponent	Score
24	A	North Carolina	55 82					81	A	Ohio	72 95	305	H	Presbyteria n	63 48
								84	A	VCU	47 58	340	H	Grand Canyon	77 55
												344	A	N.C. Central	89 82
LAST 12 Division I GAMES:															
24	A	North Carolina	55 82	84	A	VCU	47 58	344	A	N.C. Central	89 82	340	H	Grand Canyon	77 55
				305	H	Presbyteria n	63 48	81	A	Ohio	72 95				

Non-Div I Games: Fayetteville St. 72 54 Belmont Abbey 74 58

UNCW

Average RPI Win:	168	WON-LOST	WINNING	LAST 10	STRENGTH OF	OPP. STRENGTH	TEAM	ADJ.	CONF.	ADJ CONF.
Average RPI Loss:	85	RECORD	PCT. RANK	GAMES	SCHEDULE	OF SCHEDULE	RPI	RPI	RPI	RPI
DIV. I ONLY	5- 3	115	0- 1	176	62	103	103	15	15	
DIV. I NON-CONF.	5- 3	115	0- 1	176	62	103	103	15	15	

TOTALS	RPI 1-25	RPI 26-50	W-L RECORDS	RPI 51-100	RPI 101-150	RPI 150+				
5- 3	0- 1	1- 0	OVERALL	0- 0	1- 2	3- 0				
3- 0	0- 0	0- 0	HOME	0- 0	1- 0	2- 0				
2- 2	0- 1	1- 0	AWAY	0- 0	0- 1	1- 0				
0- 1	0- 0	0- 0	NEUTRAL	0- 0	0- 1	0- 0				
5- 3	0- 1	1- 0	NON-CONFERENCE	0- 0	1- 2	3- 0				
3- 0	0- 0	0- 0	HOME	0- 0	1- 0	2- 0				
2- 2	0- 1	1- 0	AWAY	0- 0	0- 1	1- 0				
0- 1	0- 0	0- 0	NEUTRAL	0- 0	0- 1	0- 0				
0- 0	0- 0	0- 0	CONFERENCE	0- 0	0- 0	0- 0				
0- 0	0- 0	0- 0	HOME	0- 0	0- 0	0- 0				
0- 0	0- 0	0- 0	AWAY	0- 0	0- 0	0- 0				
0- 0	0- 0	0- 0	NEUTRAL	0- 0	0- 0	0- 0				

RPI 1-25				RPI 26-50				RPI 51-100				RPI 101+ Team's RPI: 103			
RPI	S	Opponent	Score	RPI	S	Opponent	Score	RPI	S	Opponent	Score	RPI	S	Opponent	Score
10	A	Marquette	61 102	39	A	IUPUI	53 40					118	H	Creighton	65 55
												121	N	Boise St.	60 61
												125	A	Northern Ill.	59 70
												194	H	North Dakota	64 60
												208	H	Delaware	79 67
												281	A	Long Beach St.	71 64
LAST 12 Division I GAMES:															
10	A	Marquette	61 102	125	A	Northern Ill.	59 70								
194	H	North Dakota	64 60	208	H	Delaware	79 67								
39	A	IUPUI	53 40												
121	N	Boise St.	60 61												
281	A	Long Beach St.	71 64												
118	H	Creighton	65 55												

Non-Div I Games:

UNI

Average RPI	Win:	300	WON-LOST	WINNING	LAST 10	STRENGTH OF	OPP. STRENGTH	TEAM	ADJ.	CONF.	ADJ CONF.
Average RPI	Loss:	115	RECORD	PCT. RANK	GAMES	SCHEDULE	OF SCHEDULE	RPI	RPI	RPI	RPI
DIV. I ONLY		1- 7	308	0- 1	21	280	219	219	9	9	
DIV. I NON-CONF.		1- 7	308	0- 1	21	280	219	219	9	9	

TOTALS	RPI 1-25		RPI 26-50		W-L RECORDS	RPI 51-100		RPI 101-150		RPI 150+	
1- 7	0- 1		0- 1		OVERALL	0- 2		0- 1		1- 2	
1- 4	0- 1		0- 0		HOME	0- 2		0- 1		1- 0	
0- 3	0- 0		0- 1		AWAY	0- 0		0- 0		0- 2	
0- 0	0- 0		0- 0		NEUTRAL	0- 0		0- 0		0- 0	
1- 7	0- 1		0- 1		NON-CONFERENCE	0- 2		0- 1		1- 2	
1- 4	0- 1		0- 0		HOME	0- 2		0- 1		1- 0	
0- 3	0- 0		0- 1		AWAY	0- 0		0- 0		0- 2	
0- 0	0- 0		0- 0		NEUTRAL	0- 0		0- 0		0- 0	
0- 0	0- 0		0- 0		CONFERENCE	0- 0		0- 0		0- 0	
0- 0	0- 0		0- 0		HOME	0- 0		0- 0		0- 0	
0- 0	0- 0		0- 0		AWAY	0- 0		0- 0		0- 0	
0- 0	0- 0		0- 0		NEUTRAL	0- 0		0- 0		0- 0	

RPI 1-25				RPI 26-50				RPI 51-100				RPI 101+ Team's RPI: 219			
RPI	S	Opponent	Score	RPI	S	Opponent	Score	RPI	S	Opponent	Score	RPI	S	Opponent	Score
14	H	Gonzaga	59 70	45	A	Duke	38 66	72	H	Southern Cal i fornia	72 86	112	H	Wright St.	52 68
								76	H	Mi ddle Tenn.	62 66	180	A	UC Irvine	55 57
												300	H	UC Santa Barbara	69 51
												303	A	South Carolina St.	49 58

Average RPI Win: 344			WON-LOST	WINNING	LAST 10	STRENGTH OF		OPP. STRENGTH	TEAM	ADJ.	CONF.	ADJ CONF.
Average RPI Loss: 210			RECORD	PCT. RANK	GAMES	SCHEDULE		OF SCHEDULE	RPI	RPI	RPI	RPI
DIV. I ONLY			1- 6	300	0- 0	316		290	324	324	29	29
DIV. I NON-CONF.			1- 6	300	0- 0	316		290	324	324	29	29

TOTALS		RPI 1-25		RPI 26-50		W-L RECORDS		RPI 51-100	RPI 101-150		RPI 150+	
1- 6		0- 0		0- 1		OVERALL		0- 0	0- 1		1- 4	
0- 0		0- 0		0- 0		HOME		0- 0	0- 0		0- 0	
1- 6		0- 0		0- 1		AWAY		0- 0	0- 1		1- 4	
0- 0		0- 0		0- 0		NEUTRAL		0- 0	0- 0		0- 0	
1- 6		0- 0		0- 1		NON-CONFERENCE		0- 0	0- 1		1- 4	
0- 0		0- 0		0- 0		HOME		0- 0	0- 0		0- 0	
1- 6		0- 0		0- 1		AWAY		0- 0	0- 1		1- 4	
0- 0		0- 0		0- 0		NEUTRAL		0- 0	0- 0		0- 0	
0- 0		0- 0		0- 0		CONFERENCE		0- 0	0- 0		0- 0	
0- 0		0- 0		0- 0		HOME		0- 0	0- 0		0- 0	
0- 0		0- 0		0- 0		AWAY		0- 0	0- 0		0- 0	
0- 0		0- 0		0- 0		NEUTRAL		0- 0	0- 0		0- 0	

RPI 1-25				RPI 26-50				RPI 51-100				RPI 101+ Team's RPI: 324			
RPI	S	Opponent	Score	RPI	S	Opponent	Score	RPI	S	Opponent	Score	RPI	S	Opponent	Score
				38	A	Virginia Tech	45 96					123	A	Nebraska	64 87
												193	A	Furman	67 78
												273	A	Omaha	69 96
												303	A	South Carolina St.	66 71
												327	A	Western Caro.	64 68
												344	A	N.C. Central	82 63

LAST 12 Division I GAMES:															
				327	A	Western Caro.	64 68	193	A	Furman	67 78				
				303	A	South Carolina St.	66 71	123	A	Nebraska	64 87				
				344	A	N.C. Central	82 63	273	A	Omaha	69 96				
								38	A	Virginia Tech	45 96				

Non-Div I Games: Converse 69 51 UNKNOWN 101 53

USC Upstate

Loss, Non-Conf, S Site, H Home A Away N Neutral

Average RPI Win:

260

Average RPI Loss:

102

WON-LOST
RECORD5- 2
5- 2WINNING
PCT. RANK84
84LAST 10
GAMES1- 0
1- 0STRENGTH OF
SCHEDULE322
322OPP. STRENGTH
OF SCHEDULE128
128TEAM
RPI190
190ADJ.
RPI190
190CONF.
RPI19
19ADJ CONF.
RPI19
19DIV. I ONLY
DIV. I NON-CONF.

TOTALS

RPI 1-25

RPI 26-50

W-L RECORDS

RPI 51-100

RPI 101-150

RPI 150+

5- 2
2- 1
3- 1
0- 00- 0
0- 0
0- 0
0- 00- 0
0- 0
0- 0
0- 0OVERALL
HOME
AWAY
NEUTRAL0- 1
0- 1
0- 0
0- 00- 1
0- 0
0- 1
0- 05- 0
2- 0
3- 0
0- 05- 2
2- 1
3- 1
0- 00- 0
0- 0
0- 0
0- 00- 0
0- 0
0- 0
0- 0NON-CONFERENCE
HOME
AWAY
NEUTRAL0- 1
0- 1
0- 0
0- 00- 1
0- 0
0- 1
0- 05- 0
2- 0
3- 0
0- 00- 0
0- 0
0- 0
0- 00- 0
0- 0
0- 0
0- 00- 0
0- 0
0- 0
0- 0CONFERENCE
HOME
AWAY
NEUTRAL0- 0
0- 0
0- 0
0- 00- 0
0- 0
0- 0
0- 00- 0
0- 0
0- 0
0- 0

RPI 1-25

RPI 26-50

RPI 51-100

RPI 101+

Team's RPI: 190

RPI S Opponent Score

RPI S Opponent Score

RPI S Opponent Score

RPI S Opponent Score

59 H Arkansas 65 66

145 A Fresno St. 61 70

179 A Oral Roberts 80 62

246 A San Francisco 80 73

268 H Grambling 78 54

288 A Incarnate Word 97 49

317 H Jackson St. 99 63

LAST 12 Division I GAMES:

246 A San Francisco 80 73
145 A Fresno St. 61 70
268 H Grambling 78 54
59 H Arkansas 65 66
317 H Jackson St. 99 63179 A Oral Roberts 80 62
288 A Incarnate Word 97 49U
T
A
r
l
i
n
g
t
o
nU
T
A
r
l
i
n
g
t
o
n

Non-Div I Games:

UT Arlington

Average RPI Win: 179

Average RPI Loss: 33

WON-LOST
RECORDWINNING
PCT. RANKLAST 10
GAMESSTRENGTH OF
SCHEDULEOPP. STRENGTH
OF SCHEDULETEAM
RPIADJ.
RPICONF.
RPIADJ CONF.
RPIDIV. I ONLY
DIV. I NON-CONF.4- 3
4- 3131
1310- 1
0- 177
7753
5360
6060
6022
2222
22

TOTALS

RPI 1-25

RPI 26-50

W-L RECORDS

RPI 51-100

RPI 101-150

RPI 150+

4- 3 0- 1
3- 0 0- 0
1- 3 0- 1
0- 0 0- 00- 1
0- 0
0- 1
0- 0OVERALL
HOME
AWAY
NEUTRAL1- 1
0- 0
1- 1
0- 00- 0
0- 0
0- 0
0- 03- 0
3- 0
0- 0
0- 04- 3 0- 1
3- 0 0- 0
1- 3 0- 1
0- 0 0- 00- 1
0- 0
0- 1
0- 0NON-CONFERENCE
HOME
AWAY
NEUTRAL1- 1
0- 0
1- 1
0- 00- 0
0- 0
0- 0
0- 03- 0
3- 0
0- 0
0- 00- 0 0- 0
0- 0 0- 0
0- 0 0- 0
0- 0 0- 00- 0
0- 0
0- 0
0- 0CONFERENCE
HOME
AWAY
NEUTRAL0- 0
0- 0
0- 0
0- 00- 0
0- 0
0- 0
0- 00- 0
0- 0
0- 0
0- 0

RPI 1-25

RPI 26-50

RPI 51-100

Team's RPI: 60

RPI 101+

RPI S Opponent Score
8 A Louisville 62 102RPI S Opponent Score
39 A IUPUI 72 73RPI S Opponent Score
51 A Northwestern 64 90
100 A Chattanooga 81 79RPI S Opponent Score
174 H Southern Ill. 95 94
197 H Arkansas St. 97 91
245 H Samford 89 68

LAST 12 Division I GAMES:

8 A Louisville 62 102

100 A Chattanooga 81 79
51 A Northwestern 64 90
197 H Arkansas St. 97 91
39 A IUPUI 72 73
174 H Southern Ill. 95 94
245 H Samford 89 68U
T
M
a
r
t
i
nU
T
M
a
r
t
i
n

Non-Div I Games: Christian Bros. 108 82

UT Martin

U
T
E
P

UTEP				Through Games Of Dec. 8, 2018						
Average RPI Win: 302		WON-LOST RECORD	WINNING PCT. RANK	LAST 10 GAMES	STRENGTH OF SCHEDULE	OPP. STRENGTH OF SCHEDULE	TEAM RPI	ADJ. RPI	CONF. RPI	ADJ CONF. RPI
Average RPI Loss: 169										
DIV. I ONLY		2- 6	264	0- 1	314	256	337	337	18	18
DIV. I NON-CONF.		2- 6	264	0- 1	314	256	337	337	18	18

TOTALS		RPI 1-25	RPI 26-50	W-L RECORDS	RPI 51-100	RPI 101-150	RPI 150+			
2- 6	0- 0	0- 0	OVERALL	0- 1	0- 1	2- 4				
2- 4	0- 0	0- 0	HOME	0- 0	0- 1	2- 3				
0- 2	0- 0	0- 0	AWAY	0- 1	0- 0	0- 1				
0- 0	0- 0	0- 0	NEUTRAL	0- 0	0- 0	0- 0				
2- 6	0- 0	0- 0	NON-CONFERENCE	0- 1	0- 1	2- 4				
2- 4	0- 0	0- 0	HOME	0- 0	0- 1	2- 3				
0- 2	0- 0	0- 0	AWAY	0- 1	0- 0	0- 1				
0- 0	0- 0	0- 0	NEUTRAL	0- 0	0- 0	0- 0				
0- 0	0- 0	0- 0	CONFERENCE	0- 0	0- 0	0- 0				
0- 0	0- 0	0- 0	HOME	0- 0	0- 0	0- 0				
0- 0	0- 0	0- 0	AWAY	0- 0	0- 0	0- 0				
0- 0	0- 0	0- 0	NEUTRAL	0- 0	0- 0	0- 0				

RPI 1-25		RPI 26-50		RPI 51-100		RPI 101+		Team's RPI: 337		
RPI S	Opponent	Score	RPI S	Opponent	Score	RPI S	Opponent	Score		
						54 A	New Mexico	51 69		
						129 H	Abilene Christian	69 70		
						159 H	New Mexico St.	65 69		
						186 H	Nicholls St.	56 58		
						197 H	Arkansas St.	66 67		
						254 H	CSU Bakersfield	53 47		
						290 A	Weber St.	63 68		
						350 H	Alcorn	77 51		

LAST 12 Division I GAMES:										
54 A	New Mexico	51 69	254 H	CSU Bakersfield	53 47					
197 H	Arkansas St.	66 67	350 H	Alcorn	77 51					
290 A	Weber St.	63 68								
129 H	Abilene Christian	69 70								
186 H	Nicholls St.	56 58								
159 H	New Mexico St.	65 69								

U
T
E
P

Non-Div I Games:

UTEP

Average RPI Win: 299

Average RPI Loss: 252

WON-LOST
RECORDWINNING
PCT. RANKLAST 10
GAMESSTRENGTH OF
SCHEDULEOPP. STRENGTH
OF SCHEDULETEAM
RPIADJ.
RPICONF.
RPIADJ CONF.
RPIDIV. I ONLY
DIV. I NON-CONF.4- 4
4- 4160
1600- 1
0- 1346
346285
285318
318318
31830
3030
30

TOTALS

RPI 1-25

RPI 26-50

W-L RECORDS

RPI 51-100

RPI 101-150

RPI 150+

4- 4

0- 0

0- 0

OVERALL

0- 0

0- 0

4- 4

2- 2

0- 0

0- 0

HOME

0- 0

0- 0

2- 2

2- 2

0- 0

0- 0

AWAY

0- 0

0- 0

2- 2

0- 0

0- 0

0- 0

NEUTRAL

0- 0

0- 0

0- 0

4- 4

0- 0

0- 0

NON-CONFERENCE

0- 0

0- 0

4- 4

2- 2

0- 0

0- 0

HOME

0- 0

0- 0

2- 2

2- 2

0- 0

0- 0

AWAY

0- 0

0- 0

2- 2

0- 0

0- 0

0- 0

NEUTRAL

0- 0

0- 0

0- 0

0- 0

0- 0

0- 0

CONFERENCE

0- 0

0- 0

0- 0

0- 0

0- 0

0- 0

HOME

0- 0

0- 0

0- 0

0- 0

0- 0

0- 0

AWAY

0- 0

0- 0

0- 0

0- 0

0- 0

0- 0

NEUTRAL

0- 0

0- 0

0- 0

RPI 1-25

RPI 26-50

RPI 51-100

RPI 101+

Team's RPI: 318

RPI S Opponent Score

RPI S Opponent Score

RPI S Opponent Score

RPI S Opponent Score

205 A Massachusetts 70 74

210 H Texas Southern 55 69

227 H Prairie View 57 50

282 A UTSA 58 61

312 A A&M-Corpus Christi 70 57

312 H A&M-Corpus Christi 49 59

323 A Canisius 57 53

333 H Louisiana 75 60

LAST 12 Division I GAMES:

205 A Massachusetts 70 74 210 H Texas Southern 55 69

323 A Canisius 57 53 312 A A&M-Corpus Christi 70 57

282 A UTSA 58 61 333 H Louisiana 75 60

312 H A&M-Corpus Christi 49 59 227 H Prairie View 57 50

Non-Div I Games:

Texas Lutheran

82 38

UNKNOWN

74 43

UTRGV

Average RPI Win: 304
Average RPI Loss: 118

WON-LOST
RECORD

WINNING
PCT. RANK

LAST 10
GAMES

STRENGTH OF
SCHEDULE

OPP. STRENGTH
OF SCHEDULE

TEAM
RPI

ADJ.
RPI

CONF.
RPI

ADJ CONF.
RPI

DIV. I ONLY	2- 6	264	0- 1	145	219	282	282	18	18
DIV. I NON-CONF.	2- 6	264	0- 1	145	219	282	282	18	18
<hr/>									
TOTALS	RPI 1-25	RPI 26-50	W-L RECORDS	RPI 51-100	RPI 101-150	RPI 150+			
2- 6	0- 0	0- 2	OVERALL	0- 1	0- 1	2- 2			
2- 3	0- 0	0- 1	HOME	0- 1	0- 0	2- 1			
0- 2	0- 0	0- 1	AWAY	0- 0	0- 1	0- 0			
0- 1	0- 0	0- 0	NEUTRAL	0- 0	0- 0	0- 1			
2- 6	0- 0	0- 2	NON-CONFERENCE	0- 1	0- 1	2- 2			
2- 3	0- 0	0- 1	HOME	0- 1	0- 0	2- 1			
0- 2	0- 0	0- 1	AWAY	0- 0	0- 1	0- 0			
0- 1	0- 0	0- 0	NEUTRAL	0- 0	0- 0	0- 1			
0- 0	0- 0	0- 0	CONFERENCE	0- 0	0- 0	0- 0			
0- 0	0- 0	0- 0	HOME	0- 0	0- 0	0- 0			
0- 0	0- 0	0- 0	AWAY	0- 0	0- 0	0- 0			
0- 0	0- 0	0- 0	NEUTRAL	0- 0	0- 0	0- 0			

RPI 1-25				RPI 26-50				RPI 51-100				RPI 101+ Team's RPI: 282			
RPI	S	Opponent	Score	RPI	S	Opponent	Score	RPI	S	Opponent	Score	RPI	S	Opponent	Score
				39	H	IUPUI	50 58	74	H	Utah St.	56 62	117	A	Seton Hall	53 84
				47	A	Texas	54 98					196	H	Texas St.	60 68
												236	N	UMBC	58 72
												290	H	Weber St.	66 59
												318	H	UTRGV	61 58
LAST 12 Division I GAMES:															
				74	H	Utah St.	56 62	290	H	Weber St.	66 59				
				47	A	Texas	54 98	39	H	IUPUI	50 58				
								196	H	Texas St.	60 68				
								318	H	UTRGV	61 58				
								117	A	Seton Hall	53 84				
								236	N	UMBC	58 72				

Non-Div I Games: Concordia (TX) 78 51

UTSA

Loss, Non-Conf, S Site, H Home A Away N Neutral

Average RPI	Win:	189	WON-LOST	WINNING	LAST 10	STRENGTH OF	OPP. STRENGTH	TEAM	ADJ.	CONF.	ADJ CONF.
Average RPI	Loss:	0	RECORD	PCT. RANK	GAMES	SCHEDULE	OF SCHEDULE	RPI	RPI	RPI	RPI
DIV. I ONLY		8- 0		1	1- 0	339	13	101	101	2	2
DIV. I NON-CONF.		8- 0		1	1- 0	339	13	101	101	2	2

TOTALS	RPI 1-25		RPI 26-50		W-L RECORDS	RPI 51-100		RPI 101-150		RPI 150+	
8- 0	0- 0		0- 0		OVERALL	3- 0		0- 0		5- 0	
6- 0	0- 0		0- 0		HOME	3- 0		0- 0		3- 0	
2- 0	0- 0		0- 0		AWAY	0- 0		0- 0		2- 0	
0- 0	0- 0		0- 0		NEUTRAL	0- 0		0- 0		0- 0	
8- 0	0- 0		0- 0		NON-CONFERENCE	3- 0		0- 0		5- 0	
6- 0	0- 0		0- 0		HOME	3- 0		0- 0		3- 0	
2- 0	0- 0		0- 0		AWAY	0- 0		0- 0		2- 0	
0- 0	0- 0		0- 0		NEUTRAL	0- 0		0- 0		0- 0	
0- 0	0- 0		0- 0		CONFERENCE	0- 0		0- 0		0- 0	
0- 0	0- 0		0- 0		HOME	0- 0		0- 0		0- 0	
0- 0	0- 0		0- 0		AWAY	0- 0		0- 0		0- 0	
0- 0	0- 0		0- 0		NEUTRAL	0- 0		0- 0		0- 0	

RPI 1-25				RPI 26-50				RPI 51-100				RPI 101+				Team's RPI: 101
RPI	S	Opponent	Score	RPI	S	Opponent	Score	RPI	S	Opponent	Score	RPI	S	Opponent	Score	
								70	H	Alabama	72 62	204	A	Nevada	74 52	
								73	H	Idaho St.	74 60	242	H	Seattle U	89 62	
								93	H	BYU	78 67	271	H	Utah Valley	85 47	
												279	A	Eastern Wash.	95 51	
												281	H	Long Beach St.	82 59	
LAST 12 Division I GAMES:																
				93	H	BYU	78 67	70	H	Alabama	72 62					
				271	H	Utah Valley	85 47	204	A	Nevada	74 52					
				242	H	Seattle U	89 62									
				279	A	Eastern Wash.	95 51									
				73	H	Idaho St.	74 60									
				281	H	Long Beach St.	82 59									

Non-Div I Games:

Utah

Average RPI Win:	257	WON-LOST	WINNING	LAST 10	STRENGTH OF	OPP. STRENGTH	TEAM	ADJ.	CONF.	ADJ CONF.
Average RPI Loss:	49	RECORD	PCT. RANK	GAMES	SCHEDULE	OF SCHEDULE	RPI	RPI	RPI	RPI
DIV. I ONLY	3- 5	217	1- 0	14	196	74	74	9	9	
DIV. I NON-CONF.	3- 5	217	1- 0	14	196	74	74	9	9	

TOTALS	RPI 1-25	RPI 26-50	W-L RECORDS	RPI 51-100	RPI 101-150	RPI 150+				
3- 5	0- 2	0- 0	OVERALL	0- 3	0- 0	3- 0				
0- 2	0- 1	0- 0	HOME	0- 1	0- 0	0- 0				
3- 1	0- 0	0- 0	AWAY	0- 1	0- 0	3- 0				
0- 2	0- 1	0- 0	NEUTRAL	0- 1	0- 0	0- 0				
3- 5	0- 2	0- 0	NON-CONFERENCE	0- 3	0- 0	3- 0				
0- 2	0- 1	0- 0	HOME	0- 1	0- 0	0- 0				
3- 1	0- 0	0- 0	AWAY	0- 1	0- 0	3- 0				
0- 2	0- 1	0- 0	NEUTRAL	0- 1	0- 0	0- 0				
0- 0	0- 0	0- 0	CONFERENCE	0- 0	0- 0	0- 0				
0- 0	0- 0	0- 0	HOME	0- 0	0- 0	0- 0				
0- 0	0- 0	0- 0	AWAY	0- 0	0- 0	0- 0				
0- 0	0- 0	0- 0	NEUTRAL	0- 0	0- 0	0- 0				

RPI 1-25				RPI 26-50				RPI 51-100 Team's RPI: 74				RPI 101+			
RPI	S	Opponent	Score	RPI	S	Opponent	Score	RPI	S	Opponent	Score	RPI	S	Opponent	Score
7	H	Oregon	58 88					58	A	Portland	54 61	213	A	Washington St.	72 61
17	N	Col orado	68 78					72	N	Southern Cal i forn i a	46 55	276	A	North Texas	57 41
								93	H	BYU	57 62	282	A	UTSA	62 56

LAST 12 Division I GAMES:															
72	N	Southern Cal i forn i a	46 55	276	A	North Texas	57 41								
93	H	BYU	57 62	282	A	UTSA	62 56								
7	H	Oregon	58 88	58	A	Portl and	54 61								
213	A	Washington St.	72 61	17	N	Col orado	68 78								

Non-Div I Games: Northern N.M. 106 35

Utah St.

Average RPI Win: 300

Average RPI Loss: 109

WON-LOST
RECORDWINNING
PCT. RANKLAST 10
GAMESSTRENGTH OF
SCHEDULEOPP. STRENGTH
OF SCHEDULETEAM
RPIADJ.
RPICONF.
RPIADJ CONF.
RPIDIV. I ONLY
DIV. I NON-CONF.1- 5
1- 5294
2940- 1
0- 1109
109181
181271
271271
27130
3030
30

TOTALS

RPI 1-25

RPI 26-50

W-L RECORDS

RPI 51-100

RPI 101-150

RPI 150+

1- 5

0- 0

0- 0

OVERALL

0- 3

0- 1

1- 1

1- 2

0- 0

0- 0

HOME

0- 2

0- 0

1- 0

0- 3

0- 0

0- 0

AWAY

0- 1

0- 1

0- 1

0- 0

0- 0

0- 0

NEUTRAL

0- 0

0- 0

0- 0

1- 5

0- 0

0- 0

NON-CONFERENCE

0- 3

0- 1

1- 1

1- 2

0- 0

0- 0

HOME

0- 2

0- 0

1- 0

0- 3

0- 0

0- 0

AWAY

0- 1

0- 1

0- 1

0- 0

0- 0

0- 0

NEUTRAL

0- 0

0- 0

0- 0

0- 0

0- 0

0- 0

CONFERENCE

0- 0

0- 0

0- 0

0- 0

0- 0

0- 0

HOME

0- 0

0- 0

0- 0

0- 0

0- 0

0- 0

AWAY

0- 0

0- 0

0- 0

0- 0

0- 0

0- 0

NEUTRAL

0- 0

0- 0

0- 0

RPI 1-25

RPI 26-50

RPI 51-100

RPI 101+




Team's RPI: 271



RPI S Opponent Score



RPI S Opponent Score



RPI S Opponent Score



RPI S Opponent Score


58   Portland 60  65

73  Idaho St. 68  80



93  BYU 51  77



101  Utah 47  85



221  Southern Utah 59  60



300  UC Santa Barbara 63 54



LAST 12 Division I GAMES:


73  Idaho St. 68  80

221  Southern Utah 59  60

101  Utah 47  85

93  BYU 51  77

58  Portland 60  65

300  UC Santa Barbara 63 54

Non-Div I Games:

Ottawa (AZ)

90 61

La Verne

86 79

Arizona Christian 76 68

Utah Valley

Average RPI Win:	216	WON-LOST	WINNING	LAST 10	STRENGTH OF	OPP. STRENGTH	TEAM	ADJ.	CONF.	ADJ CONF.
Average RPI Loss:	83	RECORD	PCT. RANK	GAMES	SCHEDULE	OF SCHEDULE	RPI	RPI	RPI	RPI
DIV. I ONLY	6- 3	98	0- 1	126	183	84	84	16	16	
DIV. I NON-CONF.	6- 3	98	0- 1	126	183	84	84	16	16	

TOTALS	RPI 1-25	RPI 26-50	W-L RECORDS	RPI 51-100	RPI 101-150	RPI 150+				
6- 3	0- 1	0- 1	OVERALL	1- 0	0- 0	5- 1				
3- 0	0- 0	0- 0	HOME	1- 0	0- 0	2- 0				
2- 2	0- 1	0- 0	AWAY	0- 0	0- 0	2- 1				
1- 1	0- 0	0- 1	NEUTRAL	0- 0	0- 0	1- 0				
6- 3	0- 1	0- 1	NON-CONFERENCE	1- 0	0- 0	5- 1				
3- 0	0- 0	0- 0	HOME	1- 0	0- 0	2- 0				
2- 2	0- 1	0- 0	AWAY	0- 0	0- 0	2- 1				
1- 1	0- 0	0- 1	NEUTRAL	0- 0	0- 0	1- 0				
0- 0	0- 0	0- 0	CONFERENCE	0- 0	0- 0	0- 0				
0- 0	0- 0	0- 0	HOME	0- 0	0- 0	0- 0				
0- 0	0- 0	0- 0	AWAY	0- 0	0- 0	0- 0				
0- 0	0- 0	0- 0	NEUTRAL	0- 0	0- 0	0- 0				

RPI 1-25				RPI 26-50				RPI 51-100				Team's RPI : 84				RPI 101+			
RPI	S	Opponent	Score	RPI	S	Opponent	Score	RPI	S	Opponent	Score					RPI	S	Opponent	Score
24	A	North Carolina	47 59	39	N	IUPUI	61 63	97	H	Wake Forest	53 40					172	A	Georgetown	47 45
																187	A	Cincinnati	54 66
																191	H	UNCW	58 47
																192	A	William & Mary	72 55
																290	N	Weber St.	64 36
																351	H	Longwood	84 55

LAST 12 Division I GAMES:																			
				191	H	UNCW	58 47					187	A	Cincinnati	54 66				
				39	N	IUPUI	61 63					172	A	Georgetown	47 45				
				290	N	Weber St.	64 36					192	A	William & Mary	72 55				
				97	H	Wake Forest	53 40												
				24	A	North Carolina	47 59												
				351	H	Longwood	84 55												

Non-Div I Games:

VCU

Average RPI Win: 261

Average RPI Loss: 157

WON-LOST
RECORDWINNING
PCT. RANKLAST 10
GAMESSTRENGTH OF
SCHEDULEOPP. STRENGTH
OF SCHEDULETEAM
RPIADJ.
RPICONF.
RPIADJ CONF.
RPIDIV. I ONLY
DIV. I NON-CONF.3- 6
3- 6238
2380- 1
0- 1213
213259
259259
259259
25915
1515
15

TOTALS

RPI 1-25

RPI 26-50

W-L RECORDS

RPI 51-100

RPI 101-150

RPI 150+

3- 6

0- 0

0- 0

OVERALL

0- 1

0- 2

3- 3

1- 3

0- 0

0- 0

HOME

0- 1

0- 1

1- 1

1- 3

0- 0

0- 0

AWAY

0- 0

0- 1

1- 2

1- 0

0- 0

0- 0

NEUTRAL

0- 0

0- 0

1- 0

3- 6

0- 0

0- 0

NON-CONFERENCE

0- 1

0- 2

3- 3

1- 3

0- 0

0- 0

HOME

0- 1

0- 1

1- 1

1- 3

0- 0

0- 0

AWAY

0- 0

0- 1

1- 2

1- 0

0- 0

0- 0

NEUTRAL

0- 0

0- 0

1- 0

0- 0

0- 0

0- 0

CONFERENCE

0- 0

0- 0

0- 0

0- 0

0- 0

0- 0

HOME

0- 0

0- 0

0- 0

0- 0

0- 0

0- 0

AWAY

0- 0

0- 0

0- 0

0- 0

0- 0

0- 0

NEUTRAL

0- 0

0- 0

0- 0

RPI 1-25

RPI 26-50

RPI 51-100

RPI 101+

Team's RPI: 259

RPI S Opponent Score

RPI S Opponent Score

RPI S Opponent Score

RPI S Opponent Score

79 H Toledo 59 65

114 H Miami (OH) 47 68

131 A Illinois 54 73

194 H North Dakota 56 62

209 A UIC 65 75

216 A Morehead St. 62 68

230 H Eastern Ill. 62 60

234 N St. Francis Brooklyn 78 76

319 A Chicago St. 76 70

LAST 12 Division I GAMES:

216 A Morehead St. 62 68

114 H Miami (OH) 47 68

131 A Illinois 54 73

230 H Eastern Ill. 62 60

194 H North Dakota 56 62

319 A Chicago St. 76 70

209 A UIC 65 75

79 H Toledo 59 65

234 N St. Francis Brooklyn 78 76

Valparaiso

Valparaiso

Non-Div I Games:

Valparaiso

Average RPI	Win: 309	WON-LOST	WINNING	LAST 10	STRENGTH OF	OPP. STRENGTH	TEAM	ADJ.	CONF.	ADJ CONF.
Average RPI	Loss: 59	RECORD	PCT. RANK	GAMES	SCHEDULE	OF SCHEDULE	RPI	RPI	RPI	RPI
DIV. I ONLY	4- 5	188	1- 0	93	191	157	157	6	6	
DIV. I NON-CONF.	4- 5	188	1- 0	93	191	157	157	6	6	

TOTALS	RPI 1-25	RPI 26-50	W-L RECORDS	RPI 51-100	RPI 101-150	RPI 150+				
4- 5	0- 2	0- 0	OVERALL	0- 1	0- 2	4- 0				
3- 1	0- 0	0- 0	HOME	0- 0	0- 1	3- 0				
1- 3	0- 1	0- 0	AWAY	0- 1	0- 1	1- 0				
0- 1	0- 1	0- 0	NEUTRAL	0- 0	0- 0	0- 0				
4- 5	0- 2	0- 0	NON-CONFERENCE	0- 1	0- 2	4- 0				
3- 1	0- 0	0- 0	HOME	0- 0	0- 1	3- 0				
1- 3	0- 1	0- 0	AWAY	0- 1	0- 1	1- 0				
0- 1	0- 1	0- 0	NEUTRAL	0- 0	0- 0	0- 0				
0- 0	0- 0	0- 0	CONFERENCE	0- 0	0- 0	0- 0				
0- 0	0- 0	0- 0	HOME	0- 0	0- 0	0- 0				
0- 0	0- 0	0- 0	AWAY	0- 0	0- 0	0- 0				
0- 0	0- 0	0- 0	NEUTRAL	0- 0	0- 0	0- 0				

RPI 1-25				RPI 26-50				RPI 51-100				RPI 101+				Team's RPI: 157
RPI	S	Opponent	Score	RPI	S	Opponent	Score	RPI	S	Opponent	Score	RPI	S	Opponent	Score	
2	N	UConn	42 80					76	A	Mi dd l e Tenn.	58 65	106	A	Kansas St.	61 72	
4	A	NC State	54 74									109	H	North Ala.	71 74	
												286	H	Tennessee St.	89 63	
												299	A	Ball St.	60 43	
												305	H	Presbyter i an	78 43	
												345	H	Austin Peay	99 70	

LAST 12 Divisi on I GAMES:																
299	A	Ball St.	60 43	305	H	Presbyter i an	78 43	286	H	Tennessee St.	89 63	2	N	UConn	42 80	
106	A	Kansas St.	61 72									4	A	NC State	54 74	
109	H	North Ala.	71 74									345	H	Austin Peay	99 70	
												76	A	Mi dd l e Tenn.	58 65	

Non-Di v I Games:

Vanderbi l t

Average RPI Win:	304	WON-LOST	WINNING	LAST 10	STRENGTH OF	OPP. STRENGTH	TEAM	ADJ.	CONF.	ADJ CONF.
Average RPI Loss:	151	RECORD	PCT. RANK	GAMES	SCHEDULE	OF SCHEDULE	RPI	RPI	RPI	RPI

DIV. I ONLY	3- 5	217	0- 1	255	273	298	298	24	24
DIV. I NON-CONF.	3- 5	217	0- 1	255	273	298	298	24	24
TOTALS	RPI 1-25	RPI 26-50	W-L RECORDS	RPI 51-100	RPI 101-150	RPI 150+			
3- 5	0- 0	0- 0	OVERALL	0- 1	0- 2	3- 2			
2- 5	0- 0	0- 0	HOME	0- 1	0- 2	2- 2			
1- 0	0- 0	0- 0	AWAY	0- 0	0- 0	1- 0			
0- 0	0- 0	0- 0	NEUTRAL	0- 0	0- 0	0- 0			
3- 5	0- 0	0- 0	NON-CONFERENCE	0- 1	0- 2	3- 2			
2- 5	0- 0	0- 0	HOME	0- 1	0- 2	2- 2			
1- 0	0- 0	0- 0	AWAY	0- 0	0- 0	1- 0			
0- 0	0- 0	0- 0	NEUTRAL	0- 0	0- 0	0- 0			
0- 0	0- 0	0- 0	CONFERENCE	0- 0	0- 0	0- 0			
0- 0	0- 0	0- 0	HOME	0- 0	0- 0	0- 0			
0- 0	0- 0	0- 0	AWAY	0- 0	0- 0	0- 0			
0- 0	0- 0	0- 0	NEUTRAL	0- 0	0- 0	0- 0			

RPI 1-25				RPI 26-50				RPI 51-100				RPI 101+				Team's RPI: 298		
RPI	S	Opponent	Score	RPI	S	Opponent	Score	RPI	S	Opponent	Score	RPI	S	Opponent	Score			
								81	H	Rhode Island	58	61	133	H	Yale	55	58	
													148	H	Holy Cross	40	65	
													155	H	Drexel	44	60	
													236	H	Rider	54	49	
													239	H	Dartmouth	42	66	
													334	H	Wagner	56	54	
													343	A	NJIT	71	63	
LAST 12 Division I GAMES:																		
				155	H	Drexel	44	60	81	H	Rhode Island	58	61	239	H	Dartmouth	42	66
				133	H	Yale	55	58	236	H	Rider	54	49					
				343	A	NJIT	71	63										
				148	H	Holy Cross	40	65										
				334	H	Wagner	56	54										

Non-Div I Games: Norwich 78 28

Vermont

Average RPI	Win: 222	WON-LOST	WINNING	LAST 10	STRENGTH OF	OPP. STRENGTH	TEAM	ADJ.	CONF.	ADJ CONF.
Average RPI	Loss: 35	RECORD	PCT. RANK	GAMES	SCHEDULE	OF SCHEDULE	RPI	RPI	RPI	RPI
DIV. I ONLY	6- 2	63	1- 0	151	116	62	62	4	4	
DIV. I NON-CONF.	6- 2	63	1- 0	151	116	62	62	4	4	
TOTALS	RPI 1-25	RPI 26-50	W-L RECORDS	RPI 51-100	RPI 101-150	RPI 150+				
6- 2	0- 0	0- 2	OVERALL	0- 0	1- 0	5- 0				
3- 0	0- 0	0- 0	HOME	0- 0	0- 0	3- 0				
3- 1	0- 0	0- 1	AWAY	0- 0	1- 0	2- 0				
0- 1	0- 0	0- 1	NEUTRAL	0- 0	0- 0	0- 0				
6- 2	0- 0	0- 2	NON-CONFERENCE	0- 0	1- 0	5- 0				
3- 0	0- 0	0- 0	HOME	0- 0	0- 0	3- 0				
3- 1	0- 0	0- 1	AWAY	0- 0	1- 0	2- 0				
0- 1	0- 0	0- 1	NEUTRAL	0- 0	0- 0	0- 0				
0- 0	0- 0	0- 0	CONFERENCE	0- 0	0- 0	0- 0				
0- 0	0- 0	0- 0	HOME	0- 0	0- 0	0- 0				
0- 0	0- 0	0- 0	AWAY	0- 0	0- 0	0- 0				
0- 0	0- 0	0- 0	NEUTRAL	0- 0	0- 0	0- 0				

RPI	S	Opponent	Score	RPI	S	Opponent	Score	RPI	S	Opponent	Score	RPI	S	Opponent	Score
32	A	UCF	56 71	38	N	Virginia Tech	59 61					147	A	Lehigh	70 48
												154	H	Hartford	59 41
												189	H	Princeton	67 46
												225	A	George Washington	60 45
												301	A	Saint Joseph's	47 35
												315	H	La Salle	81 68
LAST 12 Division I GAMES:															
32	A	UCF	56 71	225	A	George Washington	60 45								
38	N	Virginia Tech	59 61	301	A	Saint Joseph's	47 35								
315	H	La Salle	81 68	189	H	Princeton	67 46								
147	A	Lehigh	70 48												
154	H	Hartford	59 41												

Non-Div I Games:

Villanova

Average RPI	Win: 171	WON-LOST	WINNING	LAST 10	STRENGTH OF	OPP. STRENGTH	TEAM	ADJ.	CONF.	ADJ CONF.
Average RPI	Loss: 72	RECORD	PCT. RANK	GAMES	SCHEDULE	OF SCHEDULE	RPI	RPI	RPI	RPI
DIV. I ONLY		4- 6	207	0- 1	40	106	146	146	1	1
DIV. I NON-CONF.		4- 6	207	0- 1	40	106	146	146	1	1

TOTALS	RPI 1-25		RPI 26-50		W-L RECORDS		RPI 51-100		RPI 101-150	RPI 150+
4- 6	1- 2		0- 0		OVERALL		0- 3		1- 0	2- 1
3- 4	0- 1		0- 0		HOME		0- 2		1- 0	2- 1
1- 2	1- 1		0- 0		AWAY		0- 1		0- 0	0- 0
0- 0	0- 0		0- 0		NEUTRAL		0- 0		0- 0	0- 0
4- 6	1- 2		0- 0		NON-CONFERENCE		0- 3		1- 0	2- 1
3- 4	0- 1		0- 0		HOME		0- 2		1- 0	2- 1
1- 2	1- 1		0- 0		AWAY		0- 1		0- 0	0- 0
0- 0	0- 0		0- 0		NEUTRAL		0- 0		0- 0	0- 0
0- 0	0- 0		0- 0		CONFERENCE		0- 0		0- 0	0- 0
0- 0	0- 0		0- 0		HOME		0- 0		0- 0	0- 0
0- 0	0- 0		0- 0		AWAY		0- 0		0- 0	0- 0
0- 0	0- 0		0- 0		NEUTRAL		0- 0		0- 0	0- 0

RPI 1-25				RPI 26-50				RPI 51-100				RPI 101+ Team's RPI: 146			
RPI	S	Opponent	Score	RPI	S	Opponent	Score	RPI	S	Opponent	Score	RPI	S	Opponent	Score
16	A	Kentucky	51 63					52	H	Central Mich.	61 74	126	H	American	57 54
19	H	Mississippi St.	44 72					64	A	Michigan St.	66 91	182	H	Saint Louis	65 67
23	A	Old Dominion	73 67					96	H	Radford	44 57	255	H	Coppin St.	55 41
												280	H	N. C. A&T	67 57
LAST 12 Division I GAMES:															
96	H	Radford	44 57	126	H	American	57 54	255	H	Coppin St.	55 41				
23	A	Old Dominion	73 67	64	A	Michigan St.	66 91	182	H	Saint Louis	65 67				
16	A	Kentucky	51 63	52	H	Central Mich.	61 74	96	H	Radford	44 57				
19	H	Mississippi St.	44 72												

Non-Div I Games:

Virginia

Average RPI Win: 188

Average RPI Loss: 0

WON-LOST
RECORDWINNING
PCT. RANKLAST 10
GAMESSTRENGTH OF
SCHEDULEOPP. STRENGTH
OF SCHEDULETEAM
RPIADJ.
RPICONF.
RPIADJ CONF.
RPIDIV. I ONLY
DIV. I NON-CONF.9- 0
9- 01
11- 0
1- 0230
230134
13438
3838
381
11
1

TOTALS

RPI 1-25

RPI 26-50

W-L RECORDS

RPI 51-100

RPI 101-150

RPI 150+

9- 0
6- 0
1- 0
2- 00- 0
0- 0
0- 0
0- 00- 0
0- 0
0- 0
0- 0OVERALL
HOME
AWAY
NEUTRAL3- 0
2- 0
0- 0
1- 01- 0
1- 0
0- 0
0- 05- 0
3- 0
1- 0
1- 09- 0
6- 0
1- 0
2- 00- 0
0- 0
0- 0
0- 00- 0
0- 0
0- 0
0- 0NON-CONFERENCE
HOME
AWAY
NEUTRAL3- 0
2- 0
0- 0
1- 01- 0
1- 0
0- 0
0- 05- 0
3- 0
1- 0
1- 00- 0
0- 0
0- 0
0- 00- 0
0- 0
0- 0
0- 00- 0
0- 0
0- 0
0- 0CONFERENCE
HOME
AWAY
NEUTRAL0- 0
0- 0
0- 0
0- 00- 0
0- 0
0- 0
0- 00- 0
0- 0
0- 0
0- 0

RPI 1-25

RPI 26-50

Team's RPI: 38

RPI 51-100

RPI 101+

RPI S Opponent Score

RPI S Opponent Score

RPI S Opponent Score

RPI S Opponent Score

62 N Villanova 61 59
96 H Radford 55 44
100 H Chattanooga 74 59104 H Rutgers 67 51
164 H Monmouth 82 49
260 H Ga. Southern 78 49
291 N Richmond 85 57
295 A Liberty 72 61
324 H USC Upstate 96 45

LAST 12 Division I GAMES:

96 H Radford 55 44
104 H Rutgers 67 51
291 N Richmond 85 5762 N Villanova 61 59
100 H Chattanooga 74 59
164 H Monmouth 82 49
295 A Liberty 72 61
260 H Ga. Southern 78 49
324 H USC Upstate 96 45

Non-Div I Games:

Virginia Tech

Average RPI Win: **351**
 Average RPI Loss: **233**

WON-LOST
RECORD

WINNING
PCT. RANK

LAST 10
GAMES

STRENGTH OF
SCHEDULE

OPP. STRENGTH
OF SCHEDULE

TEAM
RPI

ADJ.
RPI

CONF.
RPI

ADJ CONF.
RPI

DIV. I ONLY	1- 8	317	0- 1	282	341	334	334	31	31
DIV. I NON-CONF.	1- 8	317	0- 1	282	341	334	334	31	31

TOTALS	RPI 1-25	RPI 26-50	W-L RECORDS	RPI 51-100	RPI 101-150	RPI 150+			
1- 8	0- 0	0- 0	OVERALL	0- 0	0- 3	1- 5			
0- 3	0- 0	0- 0	HOME	0- 0	0- 1	0- 2			
1- 4	0- 0	0- 0	AWAY	0- 0	0- 2	1- 2			
0- 1	0- 0	0- 0	NEUTRAL	0- 0	0- 0	0- 1			
1- 8	0- 0	0- 0	NON-CONFERENCE	0- 0	0- 3	1- 5			
0- 3	0- 0	0- 0	HOME	0- 0	0- 1	0- 2			
1- 4	0- 0	0- 0	AWAY	0- 0	0- 2	1- 2			
0- 1	0- 0	0- 0	NEUTRAL	0- 0	0- 0	0- 1			
0- 0	0- 0	0- 0	CONFERENCE	0- 0	0- 0	0- 0			
0- 0	0- 0	0- 0	HOME	0- 0	0- 0	0- 0			
0- 0	0- 0	0- 0	AWAY	0- 0	0- 0	0- 0			
0- 0	0- 0	0- 0	NEUTRAL	0- 0	0- 0	0- 0			

RPI 1-25				RPI 26-50				RPI 51-100				RPI 101+				Team's RPI: 334
RPI	S	Opponent	Score	RPI	S	Opponent	Score	RPI	S	Opponent	Score	RPI	S	Opponent	Score	
												117	A	Seton Hall	40	95
												133	H	Yale	41	74
												149	A	Fordham	59	80
												275	A	Saint Peter's	57	69
												289	H	Army West Point	46	61
												293	N	Siena	71	74
												298	A	Vermont	54	56
												311	H	Lafayette	43	66
												351	A	Longwood	86	60

LAST 12 Division I GAMES:																
				293	N	Siena	71	74	351	A	Longwood	86	60			
				289	H	Army West Point	46	61	149	A	Fordham	59	80			
				275	A	Saint Peter's	57	69	117	A	Seton Hall	40	95			
				133	H	Yale	41	74								
				298	A	Vermont	54	56								
				311	H	Lafayette	43	66								

Non-Div I Games:

Wagner

Average RPI Win: 190		WON-LOST		WINNING		LAST 10		STRENGTH OF		OPP. STRENGTH		TEAM		ADJ.		CONF.		ADJ CONF.	
Average RPI Loss: 75		RECORD		PCT. RANK		GAMES		SCHEDULE		OF SCHEDULE		RPI		RPI		RPI		RPI	
DIV. I ONLY		6- 4		124		1- 0		48		160		97		97		1		1	
DIV. I NON-CONF.		6- 4		124		1- 0		48		160		97		97		1		1	
TOTALS		RPI 1-25		RPI 26-50		W-L RECORDS		RPI 51-100		RPI 101-150		RPI 150+							
6- 4		0- 1		0- 1		OVERALL		2- 1		0- 0		4- 1							
5- 2		0- 1		0- 1		HOME		1- 0		0- 0		4- 0							
1- 2		0- 0		0- 0		AWAY		1- 1		0- 0		0- 1							
0- 0		0- 0		0- 0		NEUTRAL		0- 0		0- 0		0- 0							
6- 4		0- 1		0- 1		NON-CONFERENCE		2- 1		0- 0		4- 1							
5- 2		0- 1		0- 1		HOME		1- 0		0- 0		4- 0							
1- 2		0- 0		0- 0		AWAY		1- 1		0- 0		0- 1							
0- 0		0- 0		0- 0		NEUTRAL		0- 0		0- 0		0- 0							
0- 0		0- 0		0- 0		CONFERENCE		0- 0		0- 0		0- 0							
0- 0		0- 0		0- 0		HOME		0- 0		0- 0		0- 0							
0- 0		0- 0		0- 0		AWAY		0- 0		0- 0		0- 0							
0- 0		0- 0		0- 0		NEUTRAL		0- 0		0- 0		0- 0							

RPI 1-25				RPI 26-50				RPI 51-100				RPI 101+			
RPI	S	Opponent	Score	RPI	S	Opponent	Score	RPI	S	Opponent	Score	RPI	S	Opponent	Score
11	H	Indiana	73 87	31	H	Xavier	50 62	65	H	St. John's (NY)	64 59	156	H	Mercer	69 54
								80	A	Charlotte	69 43	174	A	East Carolina	61 70
								84	A	VCU	40 53	218	H	Towson	60 53
												291	H	Richmond	62 48
												328	H	UMES	78 67

LAST 12 Division I GAMES:															
11	H	Indiana	73 87	328	H	UMES	78 67	80	A	Charlotte	69 43	65	H	St. John's (NY)	64 59
174	A	East Carolina	61 70	65	H	St. John's (NY)	64 59	218	H	Towson	60 53				
31	H	Xavier	50 62												
84	A	VCU	40 53												
291	H	Richmond	62 48												
156	H	Mercer	69 54												

Non-Div I Games:

Wake Forest

Average RPI	Win: 144	WON-LOST	WINNING	LAST 10	STRENGTH OF	OPP. STRENGTH	TEAM	ADJ.	CONF.	ADJ CONF.
Average RPI	Loss: 73	RECORD	PCT. RANK	GAMES	SCHEDULE	OF SCHEDULE	RPI	RPI	RPI	RPI
DIV. I ONLY	6- 3	98	0- 1	94	46	66	66	2	2	
DIV. I NON-CONF.	6- 3	98	0- 1	94	46	66	66	2	2	

TOTALS	RPI 1-25	RPI 26-50	W-L RECORDS	RPI 51-100	RPI 101-150	RPI 150+				
6- 3	0- 0	1- 2	OVERALL	1- 0	1- 1	3- 0				
4- 0	0- 0	0- 0	HOME	1- 0	1- 0	2- 0				
1- 1	0- 0	0- 1	AWAY	0- 0	0- 0	1- 0				
1- 2	0- 0	1- 1	NEUTRAL	0- 0	0- 1	0- 0				
6- 3	0- 0	1- 2	NON-CONFERENCE	1- 0	1- 1	3- 0				
4- 0	0- 0	0- 0	HOME	1- 0	1- 0	2- 0				
1- 1	0- 0	0- 1	AWAY	0- 0	0- 0	1- 0				
1- 2	0- 0	1- 1	NEUTRAL	0- 0	0- 1	0- 0				
0- 0	0- 0	0- 0	CONFERENCE	0- 0	0- 0	0- 0				
0- 0	0- 0	0- 0	HOME	0- 0	0- 0	0- 0				
0- 0	0- 0	0- 0	AWAY	0- 0	0- 0	0- 0				
0- 0	0- 0	0- 0	NEUTRAL	0- 0	0- 0	0- 0				

RPI 1-25				RPI 26-50				RPI 51-100				Team's RPI: 66				RPI 101+			
RPI	S	Opponent	Score	RPI	S	Opponent	Score	RPI	S	Opponent	Score	RPI	S	Opponent	Score	RPI	S	Opponent	Score
				30	A	Tulane	51 63					95	H	Ohio St.	69 59	141	H	Northern Ariz.	81 59
				41	N	Michigan	73 80									149	N	Fordham	57 65
				45	N	Duke	71 64									161	H	George Mason	81 52
																178	H	Cal St. Fullerton	83 74
																242	A	Seattle U	69 58
LAST 12 Division I GAMES:																			
				45	N	Duke	71 64					41	N	Michigan	73 80				
				30	A	Tulane	51 63					149	N	Fordham	57 65				
				141	H	Northern Ariz.	81 59					95	H	Ohio St.	69 59				
				178	H	Cal St. Fullerton	83 74					161	H	George Mason	81 52				
												242	A	Seattle U	69 58				

Non-Div I Games:

Washington

Average RPI	Win:	184	WON-LOST	WINNING	LAST 10	STRENGTH OF	OPP. STRENGTH	TEAM	ADJ.	CONF.	ADJ CONF.
Average RPI	Loss:	85	RECORD	PCT. RANK	GAMES	SCHEDULE	OF SCHEDULE	RPI	RPI	RPI	RPI
DIV. I ONLY		4- 4		160	1- 0	187	63	213	213	2	2
DIV. I NON-CONF.		4- 4		160	1- 0	187	63	213	213	2	2

TOTALS	RPI 1-25		RPI 26-50		W-L RECORDS	RPI 51-100		RPI 101-150		RPI 150+	
4- 4	0- 0		0- 1		OVERALL	0- 2		2- 1		2- 0	
3- 3	0- 0		0- 1		HOME	0- 2		2- 0		1- 0	
0- 1	0- 0		0- 0		AWAY	0- 0		0- 1		0- 0	
1- 0	0- 0		0- 0		NEUTRAL	0- 0		0- 0		1- 0	
4- 4	0- 0		0- 1		NON-CONFERENCE	0- 2		2- 1		2- 0	
3- 3	0- 0		0- 1		HOME	0- 2		2- 0		1- 0	
0- 1	0- 0		0- 0		AWAY	0- 0		0- 1		0- 0	
1- 0	0- 0		0- 0		NEUTRAL	0- 0		0- 0		1- 0	
0- 0	0- 0		0- 0		CONFERENCE	0- 0		0- 0		0- 0	
0- 0	0- 0		0- 0		HOME	0- 0		0- 0		0- 0	
0- 0	0- 0		0- 0		AWAY	0- 0		0- 0		0- 0	
0- 0	0- 0		0- 0		NEUTRAL	0- 0		0- 0		0- 0	

RPI 1-25				RPI 26-50				RPI 51-100				RPI 101+ Team's RPI: 213			
RPI	S	Opponent	Score	RPI	S	Opponent	Score	RPI	S	Opponent	Score	RPI	S	Opponent	Score
				43	H	Saint Mary's (CA)	64 70	74	H	Utah St.	61 72	121	H	Boise St.	95 71
								83	H	UC Davis	62 75	123	H	Nebraska	87 84
												140	A	CSUN	52 65
												244	N	Jacksonville St.	64 51
												246	H	San Francisco	91 61
LAST 12 Division I GAMES:															
				244	N	Jacksonville St.	64 51	246	H	San Francisco	91 61				
				121	H	Boise St.	95 71	140	A	CSUN	52 65				
								83	H	UC Davis	62 75				
								123	H	Nebraska	87 84				
								43	H	Saint Mary's (CA)	64 70				
								74	H	Utah St.	61 72				

Non-Div I Games:

Washington St.

Average RPI Win:	313	WON-LOST	WINNING	LAST 10	STRENGTH OF	OPP. STRENGTH	TEAM	ADJ.	CONF.	ADJ CONF.
Average RPI Loss:	142	RECORD	PCT. RANK	GAMES	SCHEDULE	OF SCHEDULE	RPI	RPI	RPI	RPI
DIV. I ONLY	2- 4	238	0- 0	293	206	290	290	10	10	
DIV. I NON-CONF.	2- 4	238	0- 0	293	206	290	290	10	10	

TOTALS	RPI 1-25	RPI 26-50	W-L RECORDS	RPI 51-100	RPI 101-150	RPI 150+				
2- 4	0- 0	0- 0	OVERALL	0- 2	0- 1	2- 1				
1- 1	0- 0	0- 0	HOME	0- 1	0- 0	1- 0				
1- 2	0- 0	0- 0	AWAY	0- 0	0- 1	1- 1				
0- 1	0- 0	0- 0	NEUTRAL	0- 1	0- 0	0- 0				
2- 4	0- 0	0- 0	NON-CONFERENCE	0- 2	0- 1	2- 1				
1- 1	0- 0	0- 0	HOME	0- 1	0- 0	1- 0				
1- 2	0- 0	0- 0	AWAY	0- 0	0- 1	1- 1				
0- 1	0- 0	0- 0	NEUTRAL	0- 1	0- 0	0- 0				
0- 0	0- 0	0- 0	CONFERENCE	0- 0	0- 0	0- 0				
0- 0	0- 0	0- 0	HOME	0- 0	0- 0	0- 0				
0- 0	0- 0	0- 0	AWAY	0- 0	0- 0	0- 0				
0- 0	0- 0	0- 0	NEUTRAL	0- 0	0- 0	0- 0				

RPI 1-25				RPI 26-50				RPI 51-100				RPI 101+				Team's RPI: 290
RPI	S	Opponent	Score	RPI	S	Opponent	Score	RPI	S	Opponent	Score	RPI	S	Opponent	Score	
								58	H	Portland	73 89	143	A	Pepperdine	47 68	
								84	N	VCU	36 64	282	A	UTSA	59 66	
												288	A	Incarnate Word	72 64	
												337	H	UTEP	68 63	
LAST 12 Division I GAMES:																
				143	A	Pepperdine	47 68									
				337	H	UTEP	68 63									
				282	A	UTSA	59 66									
				84	N	VCU	36 64									
				288	A	Incarnate Word	72 64									
				58	H	Portland	73 89									

Non-Div I Games: La Verne 105 43

Weber St.

Average RPI	Win:	250	WON-LOST	WINNING	LAST 10	STRENGTH OF	OPP. STRENGTH	TEAM	ADJ.	CONF.	ADJ CONF.
Average RPI	Loss:	59	RECORD	PCT. RANK	GAMES	SCHEDULE	OF SCHEDULE	RPI	RPI	RPI	RPI
DIV. I ONLY		5- 2		84	1- 0	321	66	214	214	5	5
DIV. I NON-CONF.		5- 2		84	1- 0	321	66	214	214	5	5
<hr/>											
TOTALS	RPI 1-25		RPI 26-50		W-L RECORDS	RPI 51-100		RPI 101-150		RPI 150+	
5- 2	0- 1		0- 0		OVERALL	0- 1		1- 0		4- 0	
3- 1	0- 0		0- 0		HOME	0- 1		0- 0		3- 0	
1- 0	0- 0		0- 0		AWAY	0- 0		1- 0		0- 0	
1- 1	0- 1		0- 0		NEUTRAL	0- 0		0- 0		1- 0	
5- 2	0- 1		0- 0		NON-CONFERENCE	0- 1		1- 0		4- 0	
3- 1	0- 0		0- 0		HOME	0- 1		0- 0		3- 0	
1- 0	0- 0		0- 0		AWAY	0- 0		1- 0		0- 0	
1- 1	0- 1		0- 0		NEUTRAL	0- 0		0- 0		1- 0	
0- 0	0- 0		0- 0		CONFERENCE	0- 0		0- 0		0- 0	
0- 0	0- 0		0- 0		HOME	0- 0		0- 0		0- 0	
0- 0	0- 0		0- 0		AWAY	0- 0		0- 0		0- 0	
0- 0	0- 0		0- 0		NEUTRAL	0- 0		0- 0		0- 0	

RPI 1-25				RPI 26-50				RPI 51-100				RPI 101+ Team's RPI: 214			
RPI	S	Opponent	Score	RPI	S	Opponent	Score	RPI	S	Opponent	Score	RPI	S	Opponent	Score
25	N	Iowa	81 84					92	H	Missouri	51 68	127	A	Pittsburgh	77 43
												255	H	Coppin St.	78 37
												261	N	Eastern Ky.	81 39
												262	H	Bryant	94 48
												343	H	NJIT	95 50
<hr/>															
LAST 12 Division I GAMES:															
255	H	Coppin St.	78 37	261	N	Eastern Ky.	81 39	127	A	Pittsburgh	77 43	92	H	Missouri	51 68
				25	N	Iowa	81 84	262	H	Bryant	94 48	343	H	NJIT	95 50

Non-Div I Games:

West Virginia

Average RPI	Win: 324	WON-LOST	WINNING	LAST 10	STRENGTH OF	OPP. STRENGTH	TEAM	ADJ.	CONF.	ADJ CONF.
Average RPI	Loss: 182	RECORD	PCT. RANK	GAMES	SCHEDULE	OF SCHEDULE	RPI	RPI	RPI	RPI
DIV. I ONLY	1- 8	317	1- 0	216	333	327	327	25	25	
DIV. I NON-CONF.	1- 8	317	1- 0	216	333	327	327	25	25	

TOTALS	RPI 1-25	RPI 26-50	W-L RECORDS	RPI 51-100	RPI 101-150	RPI 150+				
1- 8	0- 0	0- 0	OVERALL	0- 2	0- 1	1- 5				
1- 3	0- 0	0- 0	HOME	0- 0	0- 1	1- 2				
0- 5	0- 0	0- 0	AWAY	0- 2	0- 0	0- 3				
0- 0	0- 0	0- 0	NEUTRAL	0- 0	0- 0	0- 0				
1- 8	0- 0	0- 0	NON-CONFERENCE	0- 2	0- 1	1- 5				
1- 3	0- 0	0- 0	HOME	0- 0	0- 1	1- 2				
0- 5	0- 0	0- 0	AWAY	0- 2	0- 0	0- 3				
0- 0	0- 0	0- 0	NEUTRAL	0- 0	0- 0	0- 0				
0- 0	0- 0	0- 0	CONFERENCE	0- 0	0- 0	0- 0				
0- 0	0- 0	0- 0	HOME	0- 0	0- 0	0- 0				
0- 0	0- 0	0- 0	AWAY	0- 0	0- 0	0- 0				
0- 0	0- 0	0- 0	NEUTRAL	0- 0	0- 0	0- 0				

RPI 1-25				RPI 26-50				RPI 51-100				RPI 101+ Team's RPI: 327			
RPI	S	Opponent	Score	RPI	S	Opponent	Score	RPI	S	Opponent	Score	RPI	S	Opponent	Score
								71	A	Georgia Tech	49 84	109	H	North Ala.	66 89
								89	A	Tennessee Tech	58 77	167	A	UNC Asheville	49 74
												184	H	Campbell	37 63
												212	A	Coastal Caro.	59 77
												280	H	N.C. A&T	51 69
												324	H	USC Upstate	68 64
												343	A	NJIT	71 79
LAST 12 Division I GAMES:															
				324	H	USC Upstate	68 64					167	A	UNC Asheville	49 74
				280	H	N.C. A&T	51 69					71	A	Georgia Tech	49 84
				109	H	North Ala.	66 89					184	H	Campbell	37 63
				343	A	NJIT	71 79					212	A	Coastal Caro.	59 77
				89	A	Tennessee Tech	58 77								

Non-Div I Games: Young Harris 63 54

Western Caro.

Average RPI Win:	345	WON-LOST	WINNING	LAST 10	STRENGTH OF	OPP. STRENGTH	TEAM	ADJ.	CONF.	ADJ CONF.
Average RPI Loss:	114	RECORD	PCT. RANK	GAMES	SCHEDULE	OF SCHEDULE	RPI	RPI	RPI	RPI
DIV. I ONLY	1- 8	317	0- 1	64	246	263	263	12	12	
DIV. I NON-CONF.	1- 8	317	0- 1	64	246	263	263	12	12	

TOTALS	RPI 1-25	RPI 26-50	W-L RECORDS	RPI 51-100	RPI 101-150	RPI 150+				
1- 8	0- 1	0- 0	OVERALL	0- 3	0- 2	1- 2				
1- 2	0- 1	0- 0	HOME	0- 1	0- 0	1- 0				
0- 4	0- 0	0- 0	AWAY	0- 2	0- 1	0- 1				
0- 2	0- 0	0- 0	NEUTRAL	0- 0	0- 1	0- 1				
1- 8	0- 1	0- 0	NON-CONFERENCE	0- 3	0- 2	1- 2				
1- 2	0- 1	0- 0	HOME	0- 1	0- 0	1- 0				
0- 4	0- 0	0- 0	AWAY	0- 2	0- 1	0- 1				
0- 2	0- 0	0- 0	NEUTRAL	0- 0	0- 1	0- 1				
0- 0	0- 0	0- 0	CONFERENCE	0- 0	0- 0	0- 0				
0- 0	0- 0	0- 0	HOME	0- 0	0- 0	0- 0				
0- 0	0- 0	0- 0	AWAY	0- 0	0- 0	0- 0				
0- 0	0- 0	0- 0	NEUTRAL	0- 0	0- 0	0- 0				

RPI 1-25				RPI 26-50				RPI 51-100				RPI 101+ Team's RPI: 263			
RPI	S	Opponent	Score	RPI	S	Opponent	Score	RPI	S	Opponent	Score	RPI	S	Opponent	Score
9	H	Drake	71 98					67	A	Butler	51 92	110	A	Bradley	68 82
								78	A	Purdue	60 81	125	N	Northern Ill.	61 86
								92	H	Missouri	64 89	203	A	Southeast Mo. St.	71 81
												230	N	Eastern Ill.	62 64
												345	H	Austin Peay	77 72

LAST 12 Division I GAMES:															
110	A	Bradley	68 82	125	N	Northern Ill.	61 86								
345	H	Austin Peay	77 72	230	N	Eastern Ill.	62 64								
203	A	Southeast Mo. St.	71 81	92	H	Missouri	64 89								
67	A	Butler	51 92												
78	A	Purdue	60 81												
9	H	Drake	71 98												

Non-Div I Games: MacMurray 136 39 William Woods 81 73

Western III.

Average RPI Win:	243	WON-LOST	WINNING	LAST 10	STRENGTH OF	OPP. STRENGTH	TEAM	ADJ.	CONF.	ADJ CONF.
Average RPI Loss:	59	RECORD	PCT. RANK	GAMES	SCHEDULE	OF SCHEDULE	RPI	RPI	RPI	RPI
DIV. I ONLY	4- 6	207	0- 1	90	108	163	163	18	18	
DIV. I NON-CONF.	4- 6	207	0- 1	90	108	163	163	18	18	

TOTALS	RPI 1-25	RPI 26-50	W-L RECORDS	RPI 51-100	RPI 101-150	RPI 150+				
4- 6	0- 3	0- 0	OVERALL	0- 2	0- 0	4- 1				
2- 2	0- 2	0- 0	HOME	0- 0	0- 0	2- 0				
1- 2	0- 0	0- 0	AWAY	0- 1	0- 0	1- 1				
1- 2	0- 1	0- 0	NEUTRAL	0- 1	0- 0	1- 0				
4- 6	0- 3	0- 0	NON-CONFERENCE	0- 2	0- 0	4- 1				
2- 2	0- 2	0- 0	HOME	0- 0	0- 0	2- 0				
1- 2	0- 0	0- 0	AWAY	0- 1	0- 0	1- 1				
1- 2	0- 1	0- 0	NEUTRAL	0- 1	0- 0	1- 0				
0- 0	0- 0	0- 0	CONFERENCE	0- 0	0- 0	0- 0				
0- 0	0- 0	0- 0	HOME	0- 0	0- 0	0- 0				
0- 0	0- 0	0- 0	AWAY	0- 0	0- 0	0- 0				
0- 0	0- 0	0- 0	NEUTRAL	0- 0	0- 0	0- 0				

RPI 1-25				RPI 26-50				RPI 51-100				RPI 101+				Team's RPI: 163
RPI	S	Opponent	Score	RPI	S	Opponent	Score	RPI	S	Opponent	Score	RPI	S	Opponent	Score	
8	H	Louisville	80 102					52	A	Central Mich.	90 108	166	A	Oklahoma	83 90	
14	N	Gonzaga	55 76					87	N	Oregon St.	60 74	174	H	Southern Ill.	83 76	
25	H	Iowa	67 104									176	A	Little Rock	68 56	
												283	N	ETSU	82 68	
												339	H	Morgan St.	90 43	

LAST 12 Division I GAMES:																
174	H	Southern Ill.	83 76	14	N	Gonzaga	55 76	283	N	ETSU	82 68					
52	A	Central Mich.	90 108	25	H	Iowa	67 104	176	A	Little Rock	68 56					
166	A	Oklahoma	83 90	339	H	Morgan St.	90 43	87	N	Oregon St.	60 74					
8	H	Louisville	80 102													

Non-Div I Games: Bel Air mi ne 95 57

Western Ky.

Average RPI Win: 292		WON-LOST	WINNING	LAST 10	STRENGTH OF		OPP. STRENGTH	TEAM	ADJ.	CONF.	ADJ CONF.
Average RPI Loss: 152		RECORD	PCT. RANK	GAMES	SCHEDULE		OF SCHEDULE	RPI	RPI	RPI	RPI
DIV. I ONLY		2- 4	238	0- 1	318		130	326	326	11	11
DIV. I NON-CONF.		2- 4	238	0- 1	318		130	326	326	11	11

TOTALS		RPI 1-25	RPI 26-50	W-L RECORDS		RPI 51-100	RPI 101-150	RPI 150+			
2- 4	0- 0		0- 1	OVERALL		0- 0	0- 0	2- 3			
2- 3	0- 0		0- 1	HOME		0- 0	0- 0	2- 2			
0- 1	0- 0		0- 0	AWAY		0- 0	0- 0	0- 1			
0- 0	0- 0		0- 0	NEUTRAL		0- 0	0- 0	0- 0			
2- 4	0- 0		0- 1	NON-CONFERENCE		0- 0	0- 0	2- 3			
2- 3	0- 0		0- 1	HOME		0- 0	0- 0	2- 2			
0- 1	0- 0		0- 0	AWAY		0- 0	0- 0	0- 1			
0- 0	0- 0		0- 0	NEUTRAL		0- 0	0- 0	0- 0			
0- 0	0- 0		0- 0	CONFERENCE		0- 0	0- 0	0- 0			
0- 0	0- 0		0- 0	HOME		0- 0	0- 0	0- 0			
0- 0	0- 0		0- 0	AWAY		0- 0	0- 0	0- 0			
0- 0	0- 0		0- 0	NEUTRAL		0- 0	0- 0	0- 0			

RPI 1-25				RPI 26-50				RPI 51-100				RPI 101+ Team's RPI: 326			
RPI	S	Opponent	Score	RPI	S	Opponent	Score	RPI	S	Opponent	Score	RPI	S	Opponent	Score
				41	H	Michigan	42 79					159	H	New Mexico St.	54 66
												177	H	Loyola Chicago	53 64
												231	A	Ole Miss	66 69
												261	H	Eastern Ky.	64 53
												322	H	Purdue Fort Wayne	69 61

LAST 12 Division I GAMES:															
				177	H	Loyola Chicago	53 64	261	H	Eastern Ky.	64 53				
								231	A	Ole Miss	66 69				
								41	H	Michigan	42 79				
								159	H	New Mexico St.	54 66				
								322	H	Purdue Fort Wayne	69 61				

Non-Div I Games:

Western Mich.

Average RPI Win:	206	WON-LOST	WINNING	LAST 10	STRENGTH OF	OPP. STRENGTH	TEAM	ADJ.	CONF.	ADJ CONF.
Average RPI Loss:	83	RECORD	PCT. RANK	GAMES	SCHEDULE	OF SCHEDULE	RPI	RPI	RPI	RPI
DIV. I ONLY	5- 4	143	0- 1	247	51	234	234	8	8	
DIV. I NON-CONF.	5- 4	143	0- 1	247	51	234	234	8	8	

TOTALS	RPI 1-25	RPI 26-50	W-L RECORDS	RPI 51-100	RPI 101-150	RPI 150+				
5- 4	0- 1	0- 0	OVERALL	0- 1	2- 2	3- 0				
5- 3	0- 0	0- 0	HOME	0- 1	2- 2	3- 0				
0- 0	0- 0	0- 0	AWAY	0- 0	0- 0	0- 0				
0- 1	0- 1	0- 0	NEUTRAL	0- 0	0- 0	0- 0				
5- 4	0- 1	0- 0	NON-CONFERENCE	0- 1	2- 2	3- 0				
5- 3	0- 0	0- 0	HOME	0- 1	2- 2	3- 0				
0- 0	0- 0	0- 0	AWAY	0- 0	0- 0	0- 0				
0- 1	0- 1	0- 0	NEUTRAL	0- 0	0- 0	0- 0				
0- 0	0- 0	0- 0	CONFERENCE	0- 0	0- 0	0- 0				
0- 0	0- 0	0- 0	HOME	0- 0	0- 0	0- 0				
0- 0	0- 0	0- 0	AWAY	0- 0	0- 0	0- 0				
0- 0	0- 0	0- 0	NEUTRAL	0- 0	0- 0	0- 0				

RPI 1-25				RPI 26-50				RPI 51-100				RPI 101+ Team's RPI: 234			
RPI S	Opponent	Score		RPI S	Opponent	Score		RPI S	Opponent	Score		RPI S	Opponent	Score	
18 N	South Dakota	64	73					89 H	Tennessee Tech	45	55	105 H	Oklahoma St.	47	60
												118 H	Creighton	71	83
												137 H	Sam Houston St.	63	55
												138 H	Louisiana Tech	70	56
												181 H	Ark. -Pine Bluff	76	39
												274 H	Missouri St.	63	60
												302 H	Houston Baptist	68	50

LAST 12 Division I GAMES:															
				89 H	Tennessee Tech	45	55	118 H	Creighton	71	83				
				105 H	Oklahoma St.	47	60	274 H	Missouri St.	63	60				
				138 H	Louisiana Tech	70	56	181 H	Ark. -Pine Bluff	76	39				
				18 N	South Dakota	64	73								
				302 H	Houston Baptist	68	50								
				137 H	Sam Houston St.	63	55								

Non-Div I Games:

Wichita St.

Average RPI Win:	266	WON-LOST	WINNING	LAST 10	STRENGTH OF	OPP. STRENGTH	TEAM	ADJ.	CONF.	ADJ CONF.
Average RPI Loss:	142	RECORD	PCT. RANK	GAMES	SCHEDULE	OF SCHEDULE	RPI	RPI	RPI	RPI
DIV. I ONLY	5- 4	143	0- 1	250	226	192	192	14	14	
DIV. I NON-CONF.	5- 4	143	0- 1	250	226	192	192	14	14	

TOTALS	RPI 1-25	RPI 26-50	W-L RECORDS	RPI 51-100	RPI 101-150	RPI 150+				
5- 4	0- 1	0- 0	OVERALL	0- 1	0- 0	5- 2				
3- 1	0- 0	0- 0	HOME	0- 1	0- 0	3- 0				
2- 3	0- 1	0- 0	AWAY	0- 0	0- 0	2- 2				
0- 0	0- 0	0- 0	NEUTRAL	0- 0	0- 0	0- 0				
5- 4	0- 1	0- 0	NON-CONFERENCE	0- 1	0- 0	5- 2				
3- 1	0- 0	0- 0	HOME	0- 1	0- 0	3- 0				
2- 3	0- 1	0- 0	AWAY	0- 0	0- 0	2- 2				
0- 0	0- 0	0- 0	NEUTRAL	0- 0	0- 0	0- 0				
0- 0	0- 0	0- 0	CONFERENCE	0- 0	0- 0	0- 0				
0- 0	0- 0	0- 0	HOME	0- 0	0- 0	0- 0				
0- 0	0- 0	0- 0	AWAY	0- 0	0- 0	0- 0				
0- 0	0- 0	0- 0	NEUTRAL	0- 0	0- 0	0- 0				

RPI 1-25				RPI 26-50				RPI 51-100				RPI 101+				Team's RPI: 192
RPI	S	Opponent	Score	RPI	S	Opponent	Score	RPI	S	Opponent	Score	RPI	S	Opponent	Score	
23	A	Old Domini on	69 83					84	H	VCU	55 72	154	A	Hartford	45 50	
												174	H	East Caroli na	63 43	
												247	A	Fai rfi eld	60 54	
												287	H	Howard	88 75	
												291	H	Ri chmond	65 55	
												308	A	Davi dson	65 76	
												330	A	Loyol a Maryl and	65 49	
LAST 12 Divi sion I GAMES:																
174	H	East Caroli na	63 43	23	A	Old Domini on	69 83	291	H	Ri chmond	65 55					
308	A	Davi dson	65 76	247	A	Fai rfi eld	60 54	154	A	Hartford	45 50					
330	A	Loyol a Maryl and	65 49													
287	H	Howard	88 75													
84	H	VCU	55 72													

Non-Di v I Games:

William & Mary

Average RPI	Win: 319	WON-LOST RECORD	WINNING PCT. RANK	LAST 10 GAMES	STRENGTH OF SCHEDULE	OPP. STRENGTH OF SCHEDULE	TEAM RPI	ADJ. RPI	CONF. RPI	ADJ CONF. RPI
Average RPI	Loss: 153									
DIV. I ONLY	3- 4	199	1- 0	227	325	201	201	29	29	
DIV. I NON-CONF.	3- 4	199	1- 0	227	325	201	201	29	29	

TOTALS	RPI 1-25	RPI 26-50	W-L RECORDS	RPI 51-100	RPI 101-150	RPI 150+				
3- 4	0- 0	0- 0	OVERALL	0- 0	0- 2	3- 2				
1- 0	0- 0	0- 0	HOME	0- 0	0- 0	1- 0				
2- 4	0- 0	0- 0	AWAY	0- 0	0- 2	2- 2				
0- 0	0- 0	0- 0	NEUTRAL	0- 0	0- 0	0- 0				
3- 4	0- 0	0- 0	NON-CONFERENCE	0- 0	0- 2	3- 2				
1- 0	0- 0	0- 0	HOME	0- 0	0- 0	1- 0				
2- 4	0- 0	0- 0	AWAY	0- 0	0- 2	2- 2				
0- 0	0- 0	0- 0	NEUTRAL	0- 0	0- 0	0- 0				
0- 0	0- 0	0- 0	CONFERENCE	0- 0	0- 0	0- 0				
0- 0	0- 0	0- 0	HOME	0- 0	0- 0	0- 0				
0- 0	0- 0	0- 0	AWAY	0- 0	0- 0	0- 0				
0- 0	0- 0	0- 0	NEUTRAL	0- 0	0- 0	0- 0				

RPI 1-25				RPI 26-50				RPI 51-100				RPI 101+ Team's RPI: 201			
RPI	S	Opponent	Score	RPI	S	Opponent	Score	RPI	S	Opponent	Score	RPI	S	Opponent	Score
												107	A	James Madison	39 56
												135	A	Wisconsin	41 76
												151	A	Georgia	39 85
												217	A	Wofford	53 70
												303	A	South Carolina St.	58 50
												309	A	Col. of Charleston	71 64
												344	H	N. C. Central	66 41

LAST 12 Division I GAMES:															
303	A	South Carolina St.	58 50	309	A	Col. of Charleston	71 64	107	A	James Madison	39 56	217	A	Wofford	53 70
				344	H	N. C. Central	66 41	151	A	Georgia	39 85	135	A	Wisconsin	41 76

Non-Div I Games: Newberry 63 67

Winthrop

W
i
s
c
o
n
s
i
n

Wisconsin					Through Games Of Dec. 8, 2018						
Average RPI	Win:	211	WON-LOST	WINNING	LAST 10	STRENGTH OF	OPP. STRENGTH	TEAM	ADJ.	CONF.	ADJ CONF.
Average RPI	Loss:	42	RECORD	PCT. RANK	GAMES	SCHEDULE	OF SCHEDULE	RPI	RPI	RPI	RPI
DIV. I ONLY		7- 3	95	0- 1	223	81	135	135	3	3	
DIV. I NON-CONF.		7- 3	95	0- 1	223	81	135	135	3	3	

TOTALS	RPI 1-25		RPI 26-50		W-L RECORDS	RPI 51-100		RPI 101-150		RPI 150+	
7- 3	0- 1		1- 1		OVERALL	0- 1		1- 0		5- 0	
4- 1	0- 0		1- 1		HOME	0- 0		0- 0		3- 0	
1- 1	0- 1		0- 0		AWAY	0- 0		0- 0		1- 0	
2- 1	0- 0		0- 0		NEUTRAL	0- 1		1- 0		1- 0	
7- 3	0- 1		1- 1		NON-CONFERENCE	0- 1		1- 0		5- 0	
4- 1	0- 0		1- 1		HOME	0- 0		0- 0		3- 0	
1- 1	0- 1		0- 0		AWAY	0- 0		0- 0		1- 0	
2- 1	0- 0		0- 0		NEUTRAL	0- 1		1- 0		1- 0	
0- 0	0- 0		0- 0		CONFERENCE	0- 0		0- 0		0- 0	
0- 0	0- 0		0- 0		HOME	0- 0		0- 0		0- 0	
0- 0	0- 0		0- 0		AWAY	0- 0		0- 0		0- 0	
0- 0	0- 0		0- 0		NEUTRAL	0- 0		0- 0		0- 0	

RPI 1-25				RPI 26-50				RPI 51-100				RPI 101+ Team's RPI: 135			
RPI	S	Opponent	Score	RPI	S	Opponent	Score	RPI	S	Opponent	Score	RPI	S	Opponent	Score
22	A	Green Bay	46 55	39	H	IUPUI	65 64	59	N	Arkansas	68 69	127	N	Pittsburgh	57 42
				45	H	Duke	53 60					188	A	Milwaukee	68 57
												201	H	Winthrop	76 41
												286	N	Tennessee St.	58 53
												307	H	Marshall	67 49
												329	H	North Dakota St.	64 53

LAST 12 Division I GAMES:															
22	A	Green Bay	46 55	39	H	IUPUI	65 64	329	H	North Dakota St.	64 53				
307	H	Marshall	67 49	188	A	Milwaukee	68 57	201	H	Winthrop	76 41				
45	H	Duke	53 60												
59	N	Arkansas	68 69												
286	N	Tennessee St.	58 53												
127	N	Pittsburgh	57 42												

Non-Div I Games:

Wisconsin

W
i
s
c
o
n
s
i
n

Average RPI Win:	277	WON-LOST	WINNING	LAST 10	STRENGTH OF	OPP. STRENGTH	TEAM	ADJ.	CONF.	ADJ CONF.
Average RPI Loss:	150	RECORD	PCT. RANK	GAMES	SCHEDULE	OF SCHEDULE	RPI	RPI	RPI	RPI

DIV. I ONLY	5- 4	143	1- 0	310	201	217	217	25	25
DIV. I NON-CONF.	5- 4	143	1- 0	310	201	217	217	25	25
TOTALS	RPI 1-25	RPI 26-50	W-L RECORDS	RPI 51-100	RPI 101-150	RPI 150+			
5- 4	0- 0	0- 1	OVERALL	0- 1	0- 0	5- 2			
3- 0	0- 0	0- 0	HOME	0- 0	0- 0	3- 0			
2- 4	0- 0	0- 1	AWAY	0- 1	0- 0	2- 2			
0- 0	0- 0	0- 0	NEUTRAL	0- 0	0- 0	0- 0			
5- 4	0- 0	0- 1	NON-CONFERENCE	0- 1	0- 0	5- 2			
3- 0	0- 0	0- 0	HOME	0- 0	0- 0	3- 0			
2- 4	0- 0	0- 1	AWAY	0- 1	0- 0	2- 2			
0- 0	0- 0	0- 0	NEUTRAL	0- 0	0- 0	0- 0			
0- 0	0- 0	0- 0	CONFERENCE	0- 0	0- 0	0- 0			
0- 0	0- 0	0- 0	HOME	0- 0	0- 0	0- 0			
0- 0	0- 0	0- 0	AWAY	0- 0	0- 0	0- 0			
0- 0	0- 0	0- 0	NEUTRAL	0- 0	0- 0	0- 0			

RPI 1-25	RPI 26-50	RPI 51-100	RPI 101+ Team's RPI: 217
RPI S Opponent Score	RPI S Opponent Score	RPI S Opponent Score	RPI S Opponent Score
	48 A Clemson 77 85	80 A Charlotte 63 85	167 A UNC Asheville 46 60
			201 H Winthrop 70 53
			260 A Ga. Southern 81 65
			264 H Gardner-Webb 59 53
			305 A Presbyterian 50 61
			309 H Col. of Charleston 78 58
			351 A Longwood 101 72
LAST 12 Division I GAMES:			
	167 A UNC Asheville 46 60	351 A Longwood 101 72	
	201 H Winthrop 70 53	264 H Gardner-Webb 59 53	
	309 H Col. of Charleston 78 58	260 A Ga. Southern 81 65	
	305 A Presbyterian 50 61		
	80 A Charlotte 63 85		
	48 A Clemson 77 85		

Non-Div I Games: Warren Wilson 107 30

Wofford

Average RPI	Win: 194	WON-LOST	WINNING	LAST 10	STRENGTH OF	OPP. STRENGTH	TEAM	ADJ.	CONF.	ADJ CONF.
Average RPI	Loss: 123	RECORD	PCT. RANK	GAMES	SCHEDULE	OF SCHEDULE	RPI	RPI	RPI	RPI
DIV. I ONLY	6- 3	98	1- 0	172	150	112	112	13	13	
DIV. I NON-CONF.	6- 3	98	1- 0	172	150	112	112	13	13	

TOTALS	RPI 1-25	RPI 26-50	W-L RECORDS	RPI 51-100	RPI 101-150	RPI 150+				
6- 3	0- 0	0- 1	OVERALL	0- 1	1- 0	5- 1				
1- 1	0- 0	0- 1	HOME	0- 0	0- 0	1- 0				
1- 2	0- 0	0- 0	AWAY	0- 1	0- 0	1- 1				
4- 0	0- 0	0- 0	NEUTRAL	0- 0	1- 0	3- 0				
6- 3	0- 0	0- 1	NON-CONFERENCE	0- 1	1- 0	5- 1				
1- 1	0- 0	0- 1	HOME	0- 0	0- 0	1- 0				
1- 2	0- 0	0- 0	AWAY	0- 1	0- 0	1- 1				
4- 0	0- 0	0- 0	NEUTRAL	0- 0	1- 0	3- 0				
0- 0	0- 0	0- 0	CONFERENCE	0- 0	0- 0	0- 0				
0- 0	0- 0	0- 0	HOME	0- 0	0- 0	0- 0				
0- 0	0- 0	0- 0	AWAY	0- 0	0- 0	0- 0				
0- 0	0- 0	0- 0	NEUTRAL	0- 0	0- 0	0- 0				

RPI 1-25				RPI 26-50				RPI 51-100				RPI 101+ Team's RPI: 112			
RPI	S	Opponent	Score	RPI	S	Opponent	Score	RPI	S	Opponent	Score	RPI	S	Opponent	Score
				50	H	Belmont	63 79	64	A	Michigan St.	68 84	111	N	Marist	76 60
												155	N	Drexel	71 63
												165	H	Kent St.	61 55
												219	A	UNLV	68 52
												243	N	Stetson	57 44
												254	A	CSU Bakersfield	74 76
												272	N	Hofstra	93 64
LAST 12 Division I GAMES:															
				64	A	Michigan St.	68 84	155	N	Drexel	71 63				
				50	H	Belmont	63 79	165	H	Kent St.	61 55				
				219	A	UNLV	68 52	111	N	Marist	76 60				
				254	A	CSU Bakersfield	74 76	243	N	Stetson	57 44				
								272	N	Hofstra	93 64				

Non-Div I Games:

Wright St.

Average RPI Win:

161

Average RPI Loss:

66

WON-LOST
RECORD4- 2
4- 2WINNING
PCT. RANK98
98LAST 10
GAMES1- 0
1- 0STRENGTH OF
SCHEDULE50
50OPP. STRENGTH
OF SCHEDULE171
171TEAM
RPI44
44ADJ.
RPI44
44CONF.
RPI9
9ADJ CONF.
RPI9
9DIV. I ONLY
DIV. I NON-CONF.

TOTALS

RPI 1-25

RPI 26-50

W-L RECORDS

RPI 51-100

RPI 101-150

RPI 150+

4- 2
3- 0
0- 2
1- 00- 0
0- 0
0- 0
0- 00- 1
0- 0
0- 1
0- 0OVERALL
HOME
AWAY
NEUTRAL1- 1
1- 0
0- 1
0- 01- 0
1- 0
0- 0
0- 02- 0
1- 0
0- 0
1- 04- 2
3- 0
0- 2
1- 00- 0
0- 0
0- 0
0- 00- 1
0- 0
0- 1
0- 0NON-CONFERENCE
HOME
AWAY
NEUTRAL1- 1
1- 0
0- 1
0- 01- 0
1- 0
0- 0
0- 02- 0
1- 0
0- 0
1- 00- 0
0- 0
0- 0
0- 00- 0
0- 0
0- 0
0- 00- 0
0- 0
0- 0
0- 0CONFERENCE
HOME
AWAY
NEUTRAL0- 0
0- 0
0- 0
0- 00- 0
0- 0
0- 0
0- 00- 0
0- 0
0- 0
0- 0

RPI 1-25

RPI 26-50

Team's RPI: 44

RPI 51-100

RPI 101+

RPI S Opponent Score

RPI S Opponent Score

43 A Saint Mary's (CA) 84 90

RPI S Opponent Score

57 H Denver 78 74

88 A Pacific 64 70

RPI S Opponent Score

108 H Montana St. 66 58

202 H Idaho 64 61

276 N North Texas 53 49

LAST 12 Division I GAMES:

202 H Idaho 64 61

57 H Denver 78 74

108 H Montana St. 66 58

88 A Pacific 64 70

276 N North Texas 53 49

43 A Saint Mary's (CA) 84 90

W
y
o
m
i
n
gW
y
o
m
i
n
g

Non-Div I Games:

Chadron St.

80 33

UC-Colo. Springs

98 37

Wyoming

Average RPI Win:	168	WON-LOST	WINNING	LAST 10	STRENGTH OF	OPP. STRENGTH	TEAM	ADJ.	CONF.	ADJ CONF.
Average RPI Loss:	29	RECORD	PCT. RANK	GAMES	SCHEDULE	OF SCHEDULE	RPI	RPI	RPI	RPI

DIV. I ONLY	6- 1	38	1- 0	60	129	31	31	4	4
DIV. I NON-CONF.	6- 1	38	1- 0	60	129	31	31	4	4
TOTALS	RPI 1-25	RPI 26-50	W-L RECORDS	RPI 51-100	RPI 101-150	RPI 150+			
6- 1	0- 0	0- 1	OVERALL	2- 0	2- 0	2- 0			
5- 1	0- 0	0- 1	HOME	1- 0	2- 0	2- 0			
1- 0	0- 0	0- 0	AWAY	1- 0	0- 0	0- 0			
0- 0	0- 0	0- 0	NEUTRAL	0- 0	0- 0	0- 0			
6- 1	0- 0	0- 1	NON-CONFERENCE	2- 0	2- 0	2- 0			
5- 1	0- 0	0- 1	HOME	1- 0	2- 0	2- 0			
1- 0	0- 0	0- 0	AWAY	1- 0	0- 0	0- 0			
0- 0	0- 0	0- 0	NEUTRAL	0- 0	0- 0	0- 0			
0- 0	0- 0	0- 0	CONFERENCE	0- 0	0- 0	0- 0			
0- 0	0- 0	0- 0	HOME	0- 0	0- 0	0- 0			
0- 0	0- 0	0- 0	AWAY	0- 0	0- 0	0- 0			
0- 0	0- 0	0- 0	NEUTRAL	0- 0	0- 0	0- 0			

RPI 1-25	RPI 26-50	Team's RPI: 31	RPI 51-100	RPI 101+
RPI S Opponent Score	RPI S Opponent Score		RPI S Opponent Score	RPI S Opponent Score
29 H Minnesota 53 78	89 H Tennessee Tech 70 60		109 H North Ala. 94 81	
	97 A Wake Forest 62 50		144 H Bowling Green 65 49	
			247 H Fairfield 48 35	
			319 H Chicago St. 91 57	
LAST 12 Division I GAMES:				
97 A Wake Forest 62 50	109 H North Ala. 94 81			
247 H Fairfield 48 35	144 H Bowling Green 65 49			
29 H Minnesota 53 78				
89 H Tennessee Tech 70 60				
319 H Chicago St. 91 57				

Non-Div I Games:

Xavier

Average RPI Win:	273
Average RPI Loss:	116

DIV. I ONLY	6- 5	157	0- 1	144	292	133	133	17	17
DIV. I NON-CONF.	6- 5	157	0- 1	144	292	133	133	17	17
TOTALS	RPI 1-25	RPI 26-50	W-L RECORDS	RPI 51-100	RPI 101-150	RPI 150+			
6- 5	0- 0	0- 0	OVERALL	0- 2	1- 2	5- 1			
2- 0	0- 0	0- 0	HOME	0- 0	0- 0	2- 0			
3- 4	0- 0	0- 0	AWAY	0- 1	1- 2	2- 1			
1- 1	0- 0	0- 0	NEUTRAL	0- 1	0- 0	1- 0			
6- 5	0- 0	0- 0	NON-CONFERENCE	0- 2	1- 2	5- 1			
2- 0	0- 0	0- 0	HOME	0- 0	0- 0	2- 0			
3- 4	0- 0	0- 0	AWAY	0- 1	1- 2	2- 1			
1- 1	0- 0	0- 0	NEUTRAL	0- 1	0- 0	1- 0			
0- 0	0- 0	0- 0	CONFERENCE	0- 0	0- 0	0- 0			
0- 0	0- 0	0- 0	HOME	0- 0	0- 0	0- 0			
0- 0	0- 0	0- 0	AWAY	0- 0	0- 0	0- 0			
0- 0	0- 0	0- 0	NEUTRAL	0- 0	0- 0	0- 0			

RPI 1-25				RPI 26-50				RPI 51-100				RPI 101+				Team's RPI: 133	
RPI	S	Opponent	Score	RPI	S	Opponent	Score	RPI	S	Opponent	Score	RPI	S	Opponent	Score		
								65	A	St. John's (NY)	52	56	119	A	Providence	42	59
								86	N	SFA	57	67	125	A	Northern Ill.	80	89
													142	A	Youngstown St.	58	56
													187	A	Cincinnati	52	66
													275	H	Saint Peter's	72	56
													285	H	Colgate	80	61
													298	A	Vermont	58	55
													306	N	Niagara	67	64
													334	A	Wagner	74	41
LAST 12 Division I GAMES:																	
				86	N	SFA	57	67	306	N	Niagara	67	64				
				142	A	Youngstown St.	58	56	298	A	Vermont	58	55				
				187	A	Cincinnati	52	66	65	A	St. John's (NY)	52	56				
				125	A	Northern Ill.	80	89	275	H	Saint Peter's	72	56				
				285	H	Colgate	80	61	119	A	Providence	42	59				
									334	A	Wagner	74	41				

Yal e

Average RPI Win:	231	WON-LOST	WINNING	LAST 10	STRENGTH OF	OPP. STRENGTH	TEAM	ADJ.	CONF.	ADJ CONF.
Average RPI Loss:	149	RECORD	PCT. RANK	GAMES	SCHEDULE	OF SCHEDULE	RPI	RPI	RPI	RPI

DIV. I ONLY	6- 2	63	1- 0	232	233	142	142	13	13
DIV. I NON-CONF.	6- 2	63	1- 0	232	233	142	142	13	13
TOTALS	RPI 1-25	RPI 26-50	W-L RECORDS	RPI 51-100	RPI 101-150	RPI 150+			
6- 2	0- 0	0- 0	OVERALL	0- 0	1- 1	5- 1			
4- 1	0- 0	0- 0	HOME	0- 0	0- 1	4- 0			
2- 1	0- 0	0- 0	AWAY	0- 0	1- 0	1- 1			
0- 0	0- 0	0- 0	NEUTRAL	0- 0	0- 0	0- 0			
6- 2	0- 0	0- 0	NON-CONFERENCE	0- 0	1- 1	5- 1			
4- 1	0- 0	0- 0	HOME	0- 0	0- 1	4- 0			
2- 1	0- 0	0- 0	AWAY	0- 0	1- 0	1- 1			
0- 0	0- 0	0- 0	NEUTRAL	0- 0	0- 0	0- 0			
0- 0	0- 0	0- 0	CONFERENCE	0- 0	0- 0	0- 0			
0- 0	0- 0	0- 0	HOME	0- 0	0- 0	0- 0			
0- 0	0- 0	0- 0	AWAY	0- 0	0- 0	0- 0			
0- 0	0- 0	0- 0	NEUTRAL	0- 0	0- 0	0- 0			

RPI 1-25	RPI 26-50	RPI 51-100	RPI 101+	Team's RPI: 142
RPI S Opponent Score	RPI S Opponent Score	RPI S Opponent Score	RPI S Opponent Score	
			127 A Pittsburgh 64 55	
			133 H Yale 56 58	
			165 A Kent St. 34 62	
			177 H Loyol a Chi cago 74 63	
			215 H Akron 72 61	
			248 H Saint Francis (PA) 80 56	
			294 H Robert Morris 69 59	
			323 A Cani si us 62 36	
LAST 12 Divi si on I GAMES:				
248 H Saint Francis (PA) 80 56	215 H Akron 72 61			
323 A Cani si us 62 36	133 H Yale 56 58			
	165 A Kent St. 34 62			
	127 A Pitt sburgh 64 55			
	177 H Loyol a Chi cago 74 63			
	294 H Robert Morris 69 59			

Non-Div I Games: Carlow 90 31

Youngstown St.