

Average RPI Win: 273		WON-LOST	WINNING	LAST 10	STRENGTH OF	OPP. STRENGTH	TEAM	ADJ.	CONF.	ADJ CONF.
Average RPI Loss: 201		RECORD	PCT. RANK	GAMES	SCHEDULE	OF SCHEDULE	RPI	RPI	RPI	RPI
DIV. I ONLY		1- 3	263	1- 3	43	349	260	260	27	27
DIV. I NON-CONF.		1- 3	261	1- 3	43	349	259	259	27	27
TOTALS	RPI 1-25		RPI 26-50		W-L RECORDS		RPI 51-100		RPI 101-150	RPI 150+
1- 3	0- 0		0- 0		OVERALL		0- 0		0- 1	1- 2
1- 2	0- 0		0- 0		HOME		0- 0		0- 1	1- 1
0- 1	0- 0		0- 0		AWAY		0- 0		0- 0	0- 1
0- 0	0- 0		0- 0		NEUTRAL		0- 0		0- 0	0- 0
1- 3	0- 0		0- 0		NON-CONFERENCE		0- 0		0- 1	1- 2
1- 2	0- 0		0- 0		HOME		0- 0		0- 1	1- 1
0- 1	0- 0		0- 0		AWAY		0- 0		0- 0	0- 1
0- 0	0- 0		0- 0		NEUTRAL		0- 0		0- 0	0- 0
0- 0	0- 0		0- 0		CONFERENCE		0- 0		0- 0	0- 0
0- 0	0- 0		0- 0		HOME		0- 0		0- 0	0- 0
0- 0	0- 0		0- 0		AWAY		0- 0		0- 0	0- 0
0- 0	0- 0		0- 0		NEUTRAL		0- 0		0- 0	0- 0

RPI 1-25				RPI 26-50				RPI 51-100				RPI 101+				Team's RPI: 260	
RPI	S	Opponent	Score	RPI	S	Opponent	Score	RPI	S	Opponent	Score	RPI	S	Opponent	Score		
												114	H	Toledo	60	76	
												225	A	Texas St.	50	57	
												264	H	UTRGV	65	68	
												273	H	Texas Southern	64	61	
LAST 12 Division I GAMES:																	
				264	H	UTRGV	65	68									
				225	A	Texas St.	50	57									
				273	H	Texas Southern	64	61									
				114	H	Toledo	60	76									

Non-Div I Games:	Schreiner	73	44	Okla. Panhandle	66	40	Montana Tech	83	50
------------------	-----------	----	----	-----------------	----	----	--------------	----	----

A&M-Corpus Christi

■ Loss, ■ Non-Conf, S Site, H Home A Away N Neutral

Average RPI Win:	228	WON-LOST	WINNING	LAST 10	STRENGTH OF	OPP. STRENGTH	TEAM	ADJ.	CONF.	ADJ CONF.
Average RPI Loss:	104	RECORD	PCT. RANK	GAMES	SCHEDULE	OF SCHEDULE	RPI	RPI	RPI	RPI
DIV. I ONLY	2- 5	242	2- 5	98	140	196	196	27	27	
DIV. I NON-CONF.	2- 5	243	2- 5	98	141	199	199	27	27	
TOTALS	RPI 1-25	RPI 26-50	W-L RECORDS	RPI 51-100	RPI 101-150	RPI 150+				
2- 5	0- 1	0- 2	OVERALL	0- 0	0- 0	2- 2				
2- 1	0- 0	0- 0	HOME	0- 0	0- 0	2- 1				
0- 4	0- 1	0- 2	AWAY	0- 0	0- 0	0- 1				
0- 0	0- 0	0- 0	NEUTRAL	0- 0	0- 0	0- 0				
2- 5	0- 1	0- 2	NON-CONFERENCE	0- 0	0- 0	2- 2				
2- 1	0- 0	0- 0	HOME	0- 0	0- 0	2- 1				
0- 4	0- 1	0- 2	AWAY	0- 0	0- 0	0- 1				
0- 0	0- 0	0- 0	NEUTRAL	0- 0	0- 0	0- 0				
0- 0	0- 0	0- 0	CONFERENCE	0- 0	0- 0	0- 0				
0- 0	0- 0	0- 0	HOME	0- 0	0- 0	0- 0				
0- 0	0- 0	0- 0	AWAY	0- 0	0- 0	0- 0				
0- 0	0- 0	0- 0	NEUTRAL	0- 0	0- 0	0- 0				

RPI 1-25				RPI 26-50				RPI 51-100				RPI 101+ Team's RPI: 196			
RPI	S	Opponent	Score	RPI	S	Opponent	Score	RPI	S	Opponent	Score	RPI	S	Opponent	Score
17	A	Baylor	34 79	27	A	Texas A&M	45 71					182	A	UTSA	68 71
				50	A	Missouri	46 52					191	H	Omaha	73 66
												242	H	UMKC	68 71
												264	H	UTRGV	70 54
LAST 12 Division I GAMES:															
242	H	UMKC	68 71	182	A	UTSA	68 71								
17	A	Baylor	34 79	27	A	Texas A&M	45 71								
				264	H	UTRGV	70 54								
				191	H	Omaha	73 66								
				50	A	Missouri	46 52								

Non-Div I Games: Howard Payne 87 52

Abilene Christian

■ Loss,
 ■ Non-Conf, S Site,
 ■ Home
 ■ Away
 N Neutral

Average RPI Win:	319	WON-LOST	WINNING	LAST 10	STRENGTH OF	OPP. STRENGTH	TEAM	ADJ.	CONF.	ADJ CONF.
Average RPI Loss:	130	RECORD	PCT. RANK	GAMES	SCHEDULE	OF SCHEDULE	RPI	RPI	RPI	RPI
DIV. I ONLY	2- 6	263	2- 6	65	322	213	213	9	9	
DIV. I NON-CONF.	2- 6	261	2- 6	66	321	216	216	9	9	
TOTALS	RPI 1-25	RPI 26-50	W-L RECORDS	RPI 51-100	RPI 101-150	RPI 150+				
2- 6	0- 0	0- 2	OVERALL	0- 1	0- 0	2- 3				
1- 3	0- 0	0- 1	HOME	0- 1	0- 0	1- 1				
1- 3	0- 0	0- 1	AWAY	0- 0	0- 0	1- 2				
0- 0	0- 0	0- 0	NEUTRAL	0- 0	0- 0	0- 0				
2- 6	0- 0	0- 2	NON-CONFERENCE	0- 1	0- 0	2- 3				
1- 3	0- 0	0- 1	HOME	0- 1	0- 0	1- 1				
1- 3	0- 0	0- 1	AWAY	0- 0	0- 0	1- 2				
0- 0	0- 0	0- 0	NEUTRAL	0- 0	0- 0	0- 0				
0- 0	0- 0	0- 0	CONFERENCE	0- 0	0- 0	0- 0				
0- 0	0- 0	0- 0	HOME	0- 0	0- 0	0- 0				
0- 0	0- 0	0- 0	AWAY	0- 0	0- 0	0- 0				
0- 0	0- 0	0- 0	NEUTRAL	0- 0	0- 0	0- 0				

RPI S	Opponent	Score	RPI S	Opponent	Score	RPI S	Opponent	Score	RPI S	Opponent	Score	Team's RPI: 213
39	H Vanderbilt	49 75	76	H Navy	46 64	155	H Weber St.	61 76				
43	A Colorado	68 95				156	A Army West Point	47 75				
						304	H Utah Valley	64 53				
						311	A Denver	52 65				
						334	A Fairleigh Dickinson	56 48				
LAST 12 Division I GAMES:												
39	H Vanderbilt	49 75	304	H Utah Valley	64 53							
76	H Navy	46 64	311	A Denver	52 65							
334	A Fairleigh Dickinson	56 48										
156	A Army West Point	47 75										
155	H Weber St.	61 76										
43	A Colorado	68 95										

Non-Div I Games:

Air Force

■ Loss,
 ■ Non-Conf,
 S Site,
 ■ Home
 ■ Away
 N Neutral

Average RPI Win:	323	WON-LOST	WINNING	LAST 10	STRENGTH OF	OPP. STRENGTH	TEAM	ADJ.	CONF.	ADJ CONF.
Average RPI Loss:	65	RECORD	PCT. RANK	GAMES	SCHEDULE	OF SCHEDULE	RPI	RPI	RPI	RPI
DIV. I ONLY	3- 2	130	3- 2	271	283	180	180	12	12	
DIV. I NON-CONF.	3- 2	131	3- 2	272	283	181	181	12	12	
TOTALS	RPI 1-25	RPI 26-50	W-L RECORDS	RPI 51-100	RPI 101-150	RPI 150+				
3- 2	0- 0	0- 0	OVERALL	0- 2	0- 0	3- 0				
0- 1	0- 0	0- 0	HOME	0- 1	0- 0	0- 0				
3- 1	0- 0	0- 0	AWAY	0- 1	0- 0	3- 0				
0- 0	0- 0	0- 0	NEUTRAL	0- 0	0- 0	0- 0				
3- 2	0- 0	0- 0	NON-CONFERENCE	0- 2	0- 0	3- 0				
0- 1	0- 0	0- 0	HOME	0- 1	0- 0	0- 0				
3- 1	0- 0	0- 0	AWAY	0- 1	0- 0	3- 0				
0- 0	0- 0	0- 0	NEUTRAL	0- 0	0- 0	0- 0				
0- 0	0- 0	0- 0	CONFERENCE	0- 0	0- 0	0- 0				
0- 0	0- 0	0- 0	HOME	0- 0	0- 0	0- 0				
0- 0	0- 0	0- 0	AWAY	0- 0	0- 0	0- 0				
0- 0	0- 0	0- 0	NEUTRAL	0- 0	0- 0	0- 0				

RPI 1-25			RPI 26-50			RPI 51-100			RPI 101+			Team's RPI: 180
RPI	S	Opponent	Score	RPI	S	Opponent	Score	RPI	S	Opponent	Score	
						61	A Penn St.	71	84	317	A Canisius	73 64
						68	H Bucknell	47	61	318	A Youngstown St.	76 74
										333	A Winthrop	80 59
LAST 12 Division I GAMES:												
						318	A Youngstown St.	76	74			
						333	A Winthrop	80	59			
						68	H Bucknell	47	61			
						317	A Canisius	73	64			
						61	A Penn St.	71	84			

Non-Div I Games: Malone 63 52

Akron

■ Loss,
 ■ Non-Conf, S Site,
 ■ Home
 ■ Away
 N Neutral

Albama

Alabama

Alabama

Page 5

Average RPI Win:	0	WON-LOST	WINNING	LAST 10	STRENGTH OF	OPP. STRENGTH	TEAM	ADJ.	CONF.	ADJ CONF.
Average RPI Loss:	170	RECORD	PCT. RANK	GAMES	SCHEDULE	OF SCHEDULE	RPI	RPI	RPI	RPI
DIV. I ONLY	0- 5	324	0- 5	39	327	278	278	28	28	
DIV. I NON-CONF.	0- 5	323	0- 5	39	326	276	276	28	28	
TOTALS	RPI 1-25	RPI 26-50	W-L RECORDS	RPI 51-100	RPI 101-150	RPI 150+				
0- 5	0- 0	0- 1	OVERALL	0- 0	0- 1	0- 3				
0- 0	0- 0	0- 0	HOME	0- 0	0- 0	0- 0				
0- 5	0- 0	0- 0	AWAY	0- 0	0- 0	0- 0				
0- 0	0- 0	0- 0	NEUTRAL	0- 0	0- 0	0- 0				
0- 5	0- 0	0- 1	NON-CONFERENCE	0- 0	0- 1	0- 3				
0- 0	0- 0	0- 0	HOME	0- 0	0- 0	0- 0				
0- 5	0- 0	0- 1	AWAY	0- 0	0- 1	0- 3				
0- 0	0- 0	0- 0	NEUTRAL	0- 0	0- 0	0- 0				
0- 0	0- 0	0- 0	CONFERENCE	0- 0	0- 0	0- 0				
0- 0	0- 0	0- 0	HOME	0- 0	0- 0	0- 0				
0- 0	0- 0	0- 0	AWAY	0- 0	0- 0	0- 0				
0- 0	0- 0	0- 0	NEUTRAL	0- 0	0- 0	0- 0				

RPI 1-25			RPI 26-50			RPI 51-100			RPI 101+			Team's RPI: 278
RPI	S	Opponent	Score	RPI	S	Opponent	Score	RPI	S	Opponent	Score	
				32	A	North Carolina	35 80					
										110	A	Western Ky. 32 96
										160	A	Alabama 29 97
										220	A	Samford 37 61
										329	A	Murray St. 49 81
LAST 12 Division I GAMES:												
						220	A	Samford	37	61		
						160	A	Alabama	29	97		
						32	A	North Carolina	35	80		
						329	A	Murray St.	49	81		
						110	A	Western Ky.	32	96		

Non-Div I Games: Oakwood 68 65 Concordia (AL) 61 58

Alabama A&M

Loss, Non-Conf, S Site, Home Away N Neutral

Average RPI Win:	0	WON-LOST	WINNING	LAST 10	STRENGTH OF	OPP. STRENGTH	TEAM	ADJ.	CONF.	ADJ CONF.
Average RPI Loss:	141	RECORD	PCT. RANK	GAMES	SCHEDULE	OF SCHEDULE	RPI	RPI	RPI	RPI
DIV. I ONLY	0- 6	324	0- 6	47	307	277	277	28	28	
DIV. I NON-CONF.	0- 6	323	0- 6	47	307	275	275	28	28	
TOTALS	RPI 1-25	RPI 26-50	W-L RECORDS	RPI 51-100	RPI 101-150	RPI 150+				
0- 6	0- 0	0- 2	OVERALL	0- 1	0- 1	0- 2				
0- 0	0- 0	0- 0	HOME	0- 0	0- 0	0- 0				
0- 6	0- 0	0- 0	AWAY	0- 1	0- 1	0- 1				
0- 0	0- 0	0- 0	NEUTRAL	0- 0	0- 0	0- 0				
0- 6	0- 0	0- 2	NON-CONFERENCE	0- 1	0- 1	0- 2				
0- 0	0- 0	0- 0	HOME	0- 0	0- 0	0- 0				
0- 6	0- 0	0- 2	AWAY	0- 1	0- 1	0- 2				
0- 0	0- 0	0- 0	NEUTRAL	0- 0	0- 0	0- 0				
0- 0	0- 0	0- 0	CONFERENCE	0- 0	0- 0	0- 0				
0- 0	0- 0	0- 0	HOME	0- 0	0- 0	0- 0				
0- 0	0- 0	0- 0	AWAY	0- 0	0- 0	0- 0				
0- 0	0- 0	0- 0	NEUTRAL	0- 0	0- 0	0- 0				

RPI 1-25				RPI 26-50				RPI 51-100				RPI 101+ Team's RPI: 277			
RPI	S	Opponent	Score	RPI	S	Opponent	Score	RPI	S	Opponent	Score	RPI	S	Opponent	Score
				32	A	North Carolina	54 84	84	A	Troy	66 95	125	A	Southern Miss.	43 70
				45	A	Georgia Tech	48 70					220	A	Samford	49 63
												338	A	Savannah St.	39 54
LAST 12 Division I GAMES:															
				84	A	Troy	66 95								
				220	A	Samford	49 63								
				125	A	Southern Miss.	43 70								
				338	A	Savannah St.	39 54								
				45	A	Georgia Tech	48 70								
				32	A	North Carolina	54 84								

Non-Div I Games: Mobile 84 45

Alabama St.

■ Loss,
 ■ Non-Conf,
 ■ S Site,
 ■ Home
 ■ A Away
 N Neutral

Albany (NY)

Through Games Of Dec. 7, 2016

Average RPI Win:	248	WON-LOST	WINNING	LAST 10	STRENGTH OF	OPP. STRENGTH	TEAM	ADJ.	CONF.	ADJ CONF.
Average RPI Loss:	81	RECORD	PCT. RANK	GAMES	SCHEDULE	OF SCHEDULE	RPI	RPI	RPI	RPI
DIV. I ONLY	4- 5	186	4- 5	59	201	136	136	21	21	
DIV. I NON-CONF.	4- 5	186	4- 5	60	202	137	137	21	21	
TOTALS	RPI 1-25	RPI 26-50	W-L RECORDS	RPI 51-100	RPI 101-150	RPI 150+				
4- 5	0- 2	0- 0	OVERALL	0- 1	0- 1	4- 1				
4- 0	0- 0	0- 0	HOME	0- 0	0- 0	4- 0				
0- 4	0- 1	0- 0	AWAY	0- 1	0- 1	0- 1				
0- 1	0- 1	0- 0	NEUTRAL	0- 0	0- 0	0- 0				
4- 5	0- 2	0- 0	NON-CONFERENCE	0- 1	0- 1	4- 1				
4- 0	0- 0	0- 0	HOME	0- 0	0- 0	4- 0				
0- 4	0- 1	0- 0	AWAY	0- 1	0- 1	0- 1				
0- 1	0- 1	0- 0	NEUTRAL	0- 0	0- 0	0- 0				
0- 0	0- 0	0- 0	CONFERENCE	0- 0	0- 0	0- 0				
0- 0	0- 0	0- 0	HOME	0- 0	0- 0	0- 0				
0- 0	0- 0	0- 0	AWAY	0- 0	0- 0	0- 0				
0- 0	0- 0	0- 0	NEUTRAL	0- 0	0- 0	0- 0				

RPI 1-25				RPI 26-50			RPI 51-100				RPI 101+			Team's RPI: 136
RPI	S	Opponent	Score	RPI	S	Opponent	RPI	S	Opponent	Score	RPI	S	Opponent	Score
6	A	Kentucky	46 70				97	A	St. John's (NY)	36 54	102	A	Fordham	82 89
20	N	Miami (FL)	53 77								156	H	Army West Point	65 59
											179	A	Yale	53 64
											252	H	Siena	88 86
											257	H	Fairfield	59 45
											325	H	Boston U.	69 54
LAST 12 Division I GAMES:														
156	H	Army West Point	65 59	257	H	Fairfield	59 45							
20	N	Miami (FL)	53 77	179	A	Yale	53 64							
6	A	Kentucky	46 70	97	A	St. John's (NY)	36 54							
				252	H	Siena	88 86							
				102	A	Fordham	82 89							
				325	H	Boston U.	69 54							

Non-Div I Games:

Albany (NY)

Loss, Non-Conf, S Site, H Home A Away N Neutral

Average RPI Win: 0		WON-LOST	WINNING	LAST 10	STRENGTH OF	OPP. STRENGTH	TEAM	ADJ.	CONF.	ADJ CONF.
Average RPI Loss: 195		RECORD	PCT. RANK	GAMES	SCHEDULE	OF SCHEDULE	RPI	RPI	RPI	RPI
DIV. I ONLY		0- 7	324	0- 1	193	346	341	341	28	28
DIV. I NON-CONF.		0- 7	323	0- 1	194	346	341	341	28	28
TOTALS		RPI 1-25	RPI 26-50	W-L RECORDS	RPI 51-100	RPI 101-150	RPI 150+			
0- 7	0- 0		0- 0	OVERALL	0- 0	0- 2	0- 5			
0- 1	0- 0		0- 0	HOME	0- 0	0- 0	0- 1			
0- 5	0- 0		0- 0	AWAY	0- 0	0- 1	0- 1			
0- 1	0- 0		0- 0	NEUTRAL	0- 0	0- 0	0- 1			
0- 7	0- 0		0- 0	NON-CONFERENCE	0- 0	0- 2	0- 5			
0- 1	0- 0		0- 0	HOME	0- 0	0- 0	0- 1			
0- 5	0- 0		0- 0	AWAY	0- 0	0- 2	0- 3			
0- 1	0- 0		0- 0	NEUTRAL	0- 0	0- 0	0- 1			
0- 0	0- 0		0- 0	CONFERENCE	0- 0	0- 0	0- 0			
0- 0	0- 0		0- 0	HOME	0- 0	0- 0	0- 0			
0- 0	0- 0		0- 0	AWAY	0- 0	0- 0	0- 0			
0- 0	0- 0		0- 0	NEUTRAL	0- 0	0- 0	0- 0			

RPI 1-25				RPI 26-50				RPI 51-100				RPI 101+				Team's RPI: 341	
RPI	S	Opponent	Score	RPI	S	Opponent	Score	RPI	S	Opponent	Score	RPI	S	Opponent	Score		
												125	A	Southern Miss.	56	99	
												126	A	Arizona	59	74	
												160	A	Alabama	43	93	
												208	A	Grand Canyon	44	77	
												244	A	Central Ark.	45	59	
												244	H	Central Ark.	57	71	
												258	N	Southeast Mo. St.	50	68	
LAST 12 Division I GAMES:																	
				258	N	Southeast Mo. St.	50	68	125	A	Southern Miss.	56	99				
				160	A	Alabama	43	93	244	H	Central Ark.	57	71				
				244	A	Central Ark.	45	59	126	A	Arizona	59	74				
									208	A	Grand Canyon	44	77				

Non-Div I Games:

Alcorn

■ Loss, ■ Non-Conf, S Site, H Home A Away N Neutral

Average RPI Win: 227	WON-LOST	WINNING	LAST 10	STRENGTH OF	OPP. STRENGTH	TEAM	ADJ.	CONF.	ADJ CONF.
Average RPI Loss: 142	RECORD	PCT. RANK	GAMES	SCHEDULE	OF SCHEDULE	RPI	RPI	RPI	RPI
DIV. I ONLY	3- 5	214	3- 5	158	232	226	226	24	24
DIV. I NON-CONF.	3- 5	217	3- 5	158	232	228	228	24	24
TOTALS	RPI 1-25	RPI 26-50	W-L RECORDS	RPI 51-100	RPI 101-150	RPI 150+			
3- 5	0- 0	0- 0	OVERALL	1- 1	0- 2	2- 2			
2- 2	0- 0	0- 0	HOME	1- 1	0- 1	1- 0			
1- 1	0- 0	0- 0	AWAY	0- 0	0- 0	1- 1			
0- 2	0- 0	0- 0	NEUTRAL	0- 0	0- 1	0- 1			
3- 5	0- 0	0- 0	NON-CONFERENCE	1- 1	0- 2	2- 2			
2- 2	0- 0	0- 0	HOME	1- 1	0- 1	1- 0			
1- 1	0- 0	0- 0	AWAY	0- 0	0- 0	1- 1			
0- 2	0- 0	0- 0	NEUTRAL	0- 0	0- 1	0- 1			
0- 0	0- 0	0- 0	CONFERENCE	0- 0	0- 0	0- 0			
0- 0	0- 0	0- 0	HOME	0- 0	0- 0	0- 0			
0- 0	0- 0	0- 0	AWAY	0- 0	0- 0	0- 0			
0- 0	0- 0	0- 0	NEUTRAL	0- 0	0- 0	0- 0			

RPI 1-25			RPI 26-50			RPI 51-100			RPI 101+			Team's RPI: 226
RPI	S	Opponent	Score	RPI	S	Opponent	Score	RPI	S	Opponent	Score	
						88 H George Washington	66 61	117 H William & Mary		34 48		
						98 H Delaware	55 56	148 N VCU		62 68		
								157 A La Salle		59 63		
								188 N Georgia St.		58 59		
								275 H UMBC		70 53		
								318 A Youngstown St.		77 64		
LAST 12 Division I GAMES:												
275 H UMBC		70 53	88 H George Washington		66 61							
188 N Georgia St.		58 59	117 H William & Mary		34 48							
148 N VCU		62 68										
157 A La Salle		59 63										
98 H Delaware		55 56										
318 A Youngstown St.		77 64										

Non-Div I Games:

American

■ Loss,
 ■ Non-Conf,
 ■ S Site,
 ■ H Home
 ■ A Away
 N Neutral

Average RPI Win:	290	WON-LOST	WINNING	LAST 10	STRENGTH OF	OPP. STRENGTH	TEAM	ADJ.	CONF.	ADJ CONF.
Average RPI Loss:	144	RECORD	PCT. RANK	GAMES	SCHEDULE	OF SCHEDULE	RPI	RPI	RPI	RPI
DIV. I ONLY	4- 4	155	4- 4	287	188	235	235	16	16	
DIV. I NON-CONF.	4- 4	154	4- 4	288	188	236	236	16	16	
TOTALS	RPI 1-25	RPI 26-50	W-L RECORDS	RPI 51-100	RPI 101-150	RPI 150+				
4- 4	0- 1	0- 0	OVERALL	0- 0	0- 1	4- 2				
1- 2	0- 0	0- 0	HOME	0- 0	0- 1	1- 1				
2- 2	0- 1	0- 0	AWAY	0- 0	0- 0	2- 1				
1- 0	0- 0	0- 0	NEUTRAL	0- 0	0- 0	1- 0				
4- 4	0- 1	0- 0	NON-CONFERENCE	0- 0	0- 1	4- 2				
1- 2	0- 0	0- 0	HOME	0- 0	0- 1	1- 1				
2- 2	0- 1	0- 0	AWAY	0- 0	0- 0	2- 1				
1- 0	0- 0	0- 0	NEUTRAL	0- 0	0- 0	1- 0				
0- 0	0- 0	0- 0	CONFERENCE	0- 0	0- 0	0- 0				
0- 0	0- 0	0- 0	HOME	0- 0	0- 0	0- 0				
0- 0	0- 0	0- 0	AWAY	0- 0	0- 0	0- 0				
0- 0	0- 0	0- 0	NEUTRAL	0- 0	0- 0	0- 0				

RPI 1-25				RPI 26-50				RPI 51-100				RPI 101+ Team's RPI: 235			
RPI	S	Opponent	Score	RPI	S	Opponent	Score	RPI	S	Opponent	Score	RPI	S	Opponent	Score
3	A	DePaul	58 99									146	H	Radford	54 57
												194	H	Col. of Charleston	62 65
												231	A	Richmond	46 55
												238	N	Gardner-Webb	72 67
												297	A	ETSU	71 68
												308	H	N.C. A&T	71 58
												315	A	Liberty	66 57
LAST 12 Division I GAMES:															
238	N	Gardner-Webb	72 67	146	H	Radford	54 57	308	H	N.C. A&T	71 58	194	H	Col. of Charleston	62 65
3	A	DePaul	58 99	297	A	ETSU	71 68	231	A	Richmond	46 55	315	A	Liberty	66 57

Non-Div I Games:

Appalachian St.

■ Loss,
 ■ Non-Conf, S Site,
 ■ Home
 ■ Away
 N Neutral

Average RPI Win:	204	WON-LOST	WINNING	LAST 10	STRENGTH OF	OPP. STRENGTH	TEAM	ADJ.	CONF.	ADJ CONF.
Average RPI Loss:	210	RECORD	PCT. RANK	GAMES	SCHEDULE	OF SCHEDULE	RPI	RPI	RPI	RPI
DIV. I ONLY	6- 1	36	6- 1	274	145	126	126	2	2	
DIV. I NON-CONF.	6- 1	36	6- 1	275	148	126	126	2	2	
TOTALS	RPI 1-25	RPI 26-50	W-L RECORDS	RPI 51-100	RPI 101-150	RPI 150+				
6- 1	0- 0	0- 0	OVERALL	1- 0	2- 0	3- 1				
3- 1	0- 0	0- 0	HOME	0- 0	1- 0	2- 1				
3- 0	0- 0	0- 0	AWAY	1- 0	1- 0	1- 0				
0- 0	0- 0	0- 0	NEUTRAL	0- 0	0- 0	0- 0				
6- 1	0- 0	0- 0	NON-CONFERENCE	1- 0	2- 0	3- 1				
3- 1	0- 0	0- 0	HOME	0- 0	1- 0	2- 1				
3- 0	0- 0	0- 0	AWAY	1- 0	1- 0	1- 0				
0- 0	0- 0	0- 0	NEUTRAL	0- 0	0- 0	0- 0				
0- 0	0- 0	0- 0	CONFERENCE	0- 0	0- 0	0- 0				
0- 0	0- 0	0- 0	HOME	0- 0	0- 0	0- 0				
0- 0	0- 0	0- 0	AWAY	0- 0	0- 0	0- 0				
0- 0	0- 0	0- 0	NEUTRAL	0- 0	0- 0	0- 0				

RPI S	Opponent	Score	RPI S	Opponent	Score	RPI S	Opponent	Score	RPI S	Opponent	Score	Team's RPI: 126
						92	A George Mason	81 70	142	H San Diego	76 59	
									144	A Southern Utah	77 65	
									210	H North Texas	58 62	
									218	H Fla. Atlantic	77 67	
									285	A New Mexico St.	74 63	
									341	H Alcorn	74 59	
LAST 12 Division I GAMES:												
142	H San Diego	76 59	210	H North Texas	58 62	92	A George Mason	81 70				
285	A New Mexico St.	74 63	341	H Alcorn	74 59							
218	H Fla. Atlantic	77 67										
144	A Southern Utah	77 65										

Non-Div I Games:

Arizona

Average RPI Win:	184	WON-LOST	WINNING	LAST 10	STRENGTH OF	OPP. STRENGTH	TEAM	ADJ.	CONF.	ADJ CONF.
Average RPI Loss:	35	RECORD	PCT. RANK	GAMES	SCHEDULE	OF SCHEDULE	RPI	RPI	RPI	RPI
DIV. I ONLY	5- 2	76	5- 2	75	84	58	58	2	2	
DIV. I NON-CONF.	5- 2	75	5- 2	76	87	60	60	2	2	
TOTALS	RPI 1-25	RPI 26-50	W-L RECORDS	RPI 51-100	RPI 101-150	RPI 150+				
5- 2	0- 1	1- 0	OVERALL	1- 1	0- 0	3- 0				
4- 0	0- 0	1- 0	HOME	0- 0	0- 0	3- 0				
0- 1	0- 0	0- 0	AWAY	0- 1	0- 0	0- 0				
1- 1	0- 1	0- 0	NEUTRAL	1- 0	0- 0	0- 0				
5- 2	0- 1	1- 0	NON-CONFERENCE	1- 1	0- 0	3- 0				
4- 0	0- 0	1- 0	HOME	0- 0	0- 0	3- 0				
0- 1	0- 0	0- 0	AWAY	0- 1	0- 0	0- 0				
1- 1	0- 1	0- 0	NEUTRAL	1- 0	0- 0	0- 0				
0- 0	0- 0	0- 0	CONFERENCE	0- 0	0- 0	0- 0				
0- 0	0- 0	0- 0	HOME	0- 0	0- 0	0- 0				
0- 0	0- 0	0- 0	AWAY	0- 0	0- 0	0- 0				
0- 0	0- 0	0- 0	NEUTRAL	0- 0	0- 0	0- 0				

RPI 1-25				RPI 26-50				RPI 51-100				Team's RPI: 58	RPI 101+			
RPI	S	Opponent	Score	RPI	S	Opponent	Score	RPI	S	Opponent	Score		RPI	S	Opponent	Score
14	N	Maryland	42 83	31	H	Florida	69 63	55	A	Marquette	63 75		211	H	San Jose St.	82 37
								97	N	St. John's (NY)	54 41		254	H	Illinois St.	76 40
													325	H	Boston U.	71 42
LAST 12 Division I GAMES:																
14	N	Maryland	42 83	31	H	Florida	69 63	55	A	Marquette	63 75	325	H	Boston U.	71 42	
211	H	San Jose St.	82 37	97	N	St. John's (NY)	54 41									
254	H	Illinois St.	76 40													

A
r
i
z
o
n
a
s
t
.

A
r
i
z
o
n
a
s
t
.

Non-Div I Games:

Arizona St.

Average RPI Win:	0	WON-LOST	WINNING	LAST 10	STRENGTH OF	OPP. STRENGTH	TEAM	ADJ.	CONF.	ADJ CONF.
Average RPI Loss:	191	RECORD	PCT. RANK	GAMES	SCHEDULE	OF SCHEDULE	RPI	RPI	RPI	RPI
DIV. I ONLY	0- 6	324	0- 6	33	342	286	286	28	28	
DIV. I NON-CONF.	0- 6	323	0- 6	33	342	284	284	28	28	
TOTALS	RPI 1-25	RPI 26-50	W-L RECORDS	RPI 51-100	RPI 101-150	RPI 150+				
0- 6	0- 0	0- 0	OVERALL	0- 2	0- 0	0- 4				
0- 1	0- 0	0- 0	HOME	0- 0	0- 0	0- 1				
0- 5	0- 0	0- 0	AWAY	0- 2	0- 0	0- 3				
0- 0	0- 0	0- 0	NEUTRAL	0- 0	0- 0	0- 0				
0- 6	0- 0	0- 0	NON-CONFERENCE	0- 2	0- 0	0- 4				
0- 1	0- 0	0- 0	HOME	0- 0	0- 0	0- 1				
0- 5	0- 0	0- 0	AWAY	0- 2	0- 0	0- 3				
0- 0	0- 0	0- 0	NEUTRAL	0- 0	0- 0	0- 0				
0- 0	0- 0	0- 0	CONFERENCE	0- 0	0- 0	0- 0				
0- 0	0- 0	0- 0	HOME	0- 0	0- 0	0- 0				
0- 0	0- 0	0- 0	AWAY	0- 0	0- 0	0- 0				
0- 0	0- 0	0- 0	NEUTRAL	0- 0	0- 0	0- 0				

RPI 1-25				RPI 26-50				RPI 51-100				RPI 101+ Team's RPI: 286			
RPI	S	Opponent	Score	RPI	S	Opponent	Score	RPI	S	Opponent	Score	RPI	S	Opponent	Score
								69	A	South Dakota St.	45	185	A	Cincinnati	42
								73	A	Xavier	41	212	A	Ball St.	60
												291	H	Austin Peay	55
												316	A	Illinois	58
LAST 12 Division I GAMES:															
								69	A	South Dakota St.	45	73	A	Xavier	41
								185	A	Cincinnati	42	291	H	Austin Peay	55
												316	A	Illinois	58
												212	A	Ball St.	60

Non-Div I Games:

Ark.-Pine Bluff

■ Loss,
 ■ Non-Conf,
 ■ S Site,
 ■ H Home
 ■ A Away
 N Neutral

Arkansas

Through Games Of Dec. 7, 2016

Average RPI Win:	186	WON-LOST	WINNING	LAST 10	STRENGTH OF	OPP. STRENGTH	TEAM	ADJ.	CONF.	ADJ CONF.
Average RPI Loss:	0	RECORD	PCT. RANK	GAMES	SCHEDULE	OF SCHEDULE	RPI	RPI	RPI	RPI
DIV. I ONLY	9- 0	1	9- 0	200	156	42	42	1	1	
DIV. I NON-CONF.	9- 0	1	9- 0	200	157	43	43	1	1	
TOTALS	RPI 1-25	RPI 26-50	W-L RECORDS	RPI 51-100	RPI 101-150	RPI 150+				
9- 0	0- 0	1- 0	OVERALL	2- 0	1- 0	5- 0				
6- 0	0- 0	1- 0	HOME	1- 0	1- 0	3- 0				
1- 0	0- 0	0- 0	AWAY	0- 0	0- 0	1- 0				
2- 0	0- 0	0- 0	NEUTRAL	1- 0	0- 0	1- 0				
9- 0	0- 0	1- 0	NON-CONFERENCE	2- 0	1- 0	5- 0				
6- 0	0- 0	1- 0	HOME	1- 0	1- 0	3- 0				
1- 0	0- 0	0- 0	AWAY	0- 0	0- 0	1- 0				
2- 0	0- 0	0- 0	NEUTRAL	1- 0	0- 0	1- 0				
0- 0	0- 0	0- 0	CONFERENCE	0- 0	0- 0	0- 0				
0- 0	0- 0	0- 0	HOME	0- 0	0- 0	0- 0				
0- 0	0- 0	0- 0	AWAY	0- 0	0- 0	0- 0				
0- 0	0- 0	0- 0	NEUTRAL	0- 0	0- 0	0- 0				

RPI 1-25				RPI 26-50				Team's RPI: 42				RPI 51-100				RPI 101+			
RPI	S	Opponent	Score	RPI	S	Opponent	Score	RPI	S	Opponent	Score	RPI	S	Opponent	Score	RPI	S	Opponent	Score
				48	H	South Dakota	70 67					56	H	Texas Tech	66 60	139	H	Stetson	79 62
												76	N	Navy	70 67	159	A	Tulsa	57 50
																269	H	Butler	68 50
																283	N	Memphis	91 61
																298	H	Sam Houston St.	71 39
																348	H	La.-Monroe	92 46
LAST 12 Division I GAMES:																			
				159	A	Tulsa	57 50					269	H	Butler	68 50				
				76	N	Navy	70 67					56	H	Texas Tech	66 60				
				283	N	Memphis	91 61					298	H	Sam Houston St.	71 39				
				139	H	Stetson	79 62												
				48	H	South Dakota	70 67												
				348	H	La.-Monroe	92 46												

Non-Div I Games:

Arkansas

■ Loss,
 ■ Non-Conf, S Site,
 ■ Home
 ■ Away
 N Neutral

Average RPI Win: 159		WON-LOST	WINNING	LAST 10	STRENGTH OF	OPP. STRENGTH	TEAM	ADJ.	CONF.	ADJ CONF.
Average RPI Loss: 141		RECORD	PCT. RANK	GAMES	SCHEDULE	OF SCHEDULE	RPI	RPI	RPI	RPI
DIV. I ONLY		1- 6	299	1- 6	173	108	290	290	16	16
DIV. I NON-CONF.		1- 6	298	1- 6	176	111	288	288	16	16
TOTALS	RPI 1-25	RPI 26-50		W-L RECORDS		RPI 51-100	RPI 101-150	RPI 150+		
1- 6	0- 1	0- 1		OVERALL		0- 0	0- 1	1- 3		
1- 1	0- 0	0- 1		HOME		0- 0	0- 0	1- 0		
0- 5	0- 1	0- 0		AWAY		0- 0	0- 1	0- 3		
0- 0	0- 0	0- 0		NEUTRAL		0- 0	0- 0	0- 0		
1- 6	0- 1	0- 1		NON-CONFERENCE		0- 0	0- 1	1- 3		
1- 1	0- 0	0- 1		HOME		0- 0	0- 0	1- 0		
0- 5	0- 1	0- 0		AWAY		0- 0	0- 1	0- 3		
0- 0	0- 0	0- 0		NEUTRAL		0- 0	0- 0	0- 0		
0- 0	0- 0	0- 0		CONFERENCE		0- 0	0- 0	0- 0		
0- 0	0- 0	0- 0		HOME		0- 0	0- 0	0- 0		
0- 0	0- 0	0- 0		AWAY		0- 0	0- 0	0- 0		
0- 0	0- 0	0- 0		NEUTRAL		0- 0	0- 0	0- 0		

RPI 1-25				RPI 26-50				RPI 51-100				RPI 101+ Team's RPI: 290			
RPI	S	Opponent	Score	RPI	S	Opponent	Score	RPI	S	Opponent	Score	RPI	S	Opponent	Score
16	A	Oklahoma St.	34 76	31	H	Florida	60 71					112	A	Iowa St.	53 105
												159	H	Tulsa	83 80
												192	A	Tennessee St.	66 76
												202	A	Wichita St.	51 69
												291	A	Austin Peay	55 62
LAST 12 Division I GAMES:															
291	A	Austin Peay	55 62	159	H	Tulsa	83 80								
16	A	Oklahoma St.	34 76	202	A	Wichita St.	51 69								
				112	A	Iowa St.	53 105								
				31	H	Florida	60 71								
				192	A	Tennessee St.	66 76								

Non-Div I Games:

Arkansas St.

■ Loss, ■ Non-Conf, S Site, H Home A Away N Neutral

Average RPI Win: 274		WON-LOST	WINNING	LAST 10	STRENGTH OF		OPP. STRENGTH	TEAM	ADJ.	CONF.	ADJ CONF.
Average RPI Loss: 136		RECORD	PCT. RANK	GAMES	SCHEDULE		OF SCHEDULE	RPI	RPI	RPI	RPI
DIV. I ONLY		7- 1	30	7- 1	335		234	156	156	24	24
DIV. I NON-CONF.		7- 1	30	7- 1	335		234	157	157	24	24
TOTALS		RPI 1-25	RPI 26-50		W-L RECORDS		RPI 51-100	RPI 101-150		RPI 150+	
7- 1	0- 0	0- 0		OVERALL		0- 0	0- 1		7- 0		
5- 0	0- 0	0- 0		HOME		0- 0	0- 0		5- 0		
2- 1	0- 0	0- 0		AWAY		0- 0	0- 1		2- 0		
0- 0	0- 0	0- 0		NEUTRAL		0- 0	0- 0		0- 0		
7- 1	0- 0	0- 0		NON-CONFERENCE		0- 0	0- 1		7- 0		
5- 0	0- 0	0- 0		HOME		0- 0	0- 0		5- 0		
2- 1	0- 0	0- 0		AWAY		0- 0	0- 1		2- 0		
0- 0	0- 0	0- 0		NEUTRAL		0- 0	0- 0		0- 0		
0- 0	0- 0	0- 0		CONFERENCE		0- 0	0- 0		0- 0		
0- 0	0- 0	0- 0		HOME		0- 0	0- 0		0- 0		
0- 0	0- 0	0- 0		AWAY		0- 0	0- 0		0- 0		
0- 0	0- 0	0- 0		NEUTRAL		0- 0	0- 0		0- 0		

RPI 1-25				RPI 26-50				RPI 51-100				RPI 101+				Team's RPI: 156	
RPI	S	Opponent	Score	RPI	S	Opponent	Score	RPI	S	Opponent	Score	RPI	S	Opponent	Score		
												136	A	Albany (NY)	59	65	
												179	H	Yale	59	55	
												213	H	Air Force	75	47	
												261	A	Dartmouth	68	60	
												274	A	LIU Brooklyn	68	47	
												321	H	St. Francis Brooklyn	69	46	
												334	H	Fairleigh Dickinson	86	58	
												336	H	Wagner	85	40	
LAST 12 Division I GAMES:																	
				336	H	Wagner	85 40	213	H	Air Force	75 47						
				321	H	St. Francis Brooklyn	69 46	179	H	Yale	59 55						
				334	H	Fairleigh Dickinson	86 58	136	A	Albany (NY)	59 65						
				261	A	Dartmouth	68 60	274	A	LIU Brooklyn	68 47						

Non-Div I Games:

Army West Point

■ Loss, ■ Non-Conf, S Site, ■ Home ■ Away N Neutral

Average RPI Win:	179	WON-LOST	WINNING	LAST 10	STRENGTH OF	OPP. STRENGTH	TEAM	ADJ.	CONF.	ADJ CONF.
Average RPI Loss:	25	RECORD	PCT. RANK	GAMES	SCHEDULE	OF SCHEDULE	RPI	RPI	RPI	RPI
DIV. I ONLY	6- 2	57	6- 2	10	269	13	13	1	1	
DIV. I NON-CONF.	6- 2	57	6- 2	12	269	13	13	1	1	
TOTALS	RPI 1-25	RPI 26-50	W-L RECORDS	RPI 51-100	RPI 101-150	RPI 150+				
6- 2	0- 1	0- 1	OVERALL	3- 0	0- 0	3- 0				
2- 0	0- 0	0- 0	HOME	2- 0	0- 0	0- 0				
2- 1	0- 1	0- 0	AWAY	1- 0	0- 0	1- 0				
2- 1	0- 0	0- 1	NEUTRAL	0- 0	0- 0	2- 0				
6- 2	0- 1	0- 1	NON-CONFERENCE	3- 0	0- 0	3- 0				
2- 0	0- 0	0- 0	HOME	2- 0	0- 0	0- 0				
2- 1	0- 1	0- 0	AWAY	1- 0	0- 0	1- 0				
2- 1	0- 0	0- 1	NEUTRAL	0- 0	0- 0	2- 0				
0- 0	0- 0	0- 0	CONFERENCE	0- 0	0- 0	0- 0				
0- 0	0- 0	0- 0	HOME	0- 0	0- 0	0- 0				
0- 0	0- 0	0- 0	AWAY	0- 0	0- 0	0- 0				
0- 0	0- 0	0- 0	NEUTRAL	0- 0	0- 0	0- 0				

RPI 1-25				Team's RPI: 13		RPI 26-50				RPI 51-100				RPI 101+			
RPI	S	Opponent	Score	RPI	S	Opponent	Score	RPI	S	Opponent	Score	RPI	S	Opponent	Score		
9	A	Kansas St.	66 71	40	N	West Virginia	52 56	82	H	Indiana	71 67	212	N	Ball St.	54 40		
								84	H	Troy	61 52	300	N	Marist	52 51		
								90	A	East Carolina	61 52	308	A	N.C. A&T	68 36		
LAST 12 Division I GAMES:																	
		40	N	West Virginia	52	56		9	A	Kansas St.	66	71					
		300	N	Marist	52	51		82	H	Indiana	71	67					
		212	N	Ball St.	54	40											
		90	A	East Carolina	61	52											
		308	A	N.C. A&T	68	36											
		84	H	Troy	61	52											

Non-Div I Games:

Auburn

Average RPI Win:	291	WON-LOST	WINNING	LAST 10	STRENGTH OF	OPP. STRENGTH	TEAM	ADJ.	CONF.	ADJ CONF.
Average RPI Loss:	155	RECORD	PCT. RANK	GAMES	SCHEDULE	OF SCHEDULE	RPI	RPI	RPI	RPI
DIV. I ONLY	3- 4	195	3- 4	290	193	291	291	29	29	
DIV. I NON-CONF.	3- 4	195	3- 4	291	193	289	289	29	29	
TOTALS	RPI 1-25	RPI 26-50	W-L RECORDS	RPI 51-100	RPI 101-150	RPI 150+				
3- 4	0- 0	0- 0	OVERALL	0- 1	0- 1	3- 2				
2- 2	0- 0	0- 0	HOME	0- 0	0- 1	2- 1				
1- 1	0- 0	0- 0	AWAY	0- 1	0- 0	1- 0				
0- 1	0- 0	0- 0	NEUTRAL	0- 0	0- 0	0- 1				
3- 4	0- 0	0- 0	NON-CONFERENCE	0- 1	0- 1	3- 2				
2- 2	0- 0	0- 0	HOME	0- 0	0- 1	2- 1				
1- 1	0- 0	0- 0	AWAY	0- 1	0- 0	1- 0				
0- 1	0- 0	0- 0	NEUTRAL	0- 0	0- 0	0- 1				
0- 0	0- 0	0- 0	CONFERENCE	0- 0	0- 0	0- 0				
0- 0	0- 0	0- 0	HOME	0- 0	0- 0	0- 0				
0- 0	0- 0	0- 0	AWAY	0- 0	0- 0	0- 0				
0- 0	0- 0	0- 0	NEUTRAL	0- 0	0- 0	0- 0				

RPI 1-25			RPI 26-50			RPI 51-100			RPI 101+			Team's RPI: 291
RPI	S	Opponent	Score	RPI	S	Opponent	Score	RPI	S	Opponent	Score	
						89 A UCF	43 61			110 H Western Ky.	65 85	
										206 N St. Bonaventure	57 58	
										216 H Miami (OH)	58 73	
										286 A Ark.-Pine Bluff	69 55	
										290 H Arkansas St.	62 55	
										297 H ETSU	77 74	
LAST 12 Division I GAMES:												
						216 H Miami (OH)	58 73			110 H Western Ky.	65 85	
										297 H ETSU	77 74	
						89 A UCF	43 61			206 N St. Bonaventure	57 58	
						286 A Ark.-Pine Bluff	69 55					
						290 H Arkansas St.	62 55					

Non-Div I Games: Trevecca Nazarene 69 51 Christian Bros. 76 57

Austin Peay

■ Loss,
 ■ Non-Conf,
 ■ S Site,
 ■ H Home
 ■ A Away
 N Neutral

Average RPI Win:	176	WON-LOST	WINNING	LAST 10	STRENGTH OF	OPP. STRENGTH	TEAM	ADJ.	CONF.	ADJ CONF.
Average RPI Loss:	48	RECORD	PCT. RANK	GAMES	SCHEDULE	OF SCHEDULE	RPI	RPI	RPI	RPI
DIV. I ONLY	5- 3	116	5- 3	58	100	63	63	13	13	
DIV. I NON-CONF.	5- 3	115	5- 3	59	102	65	65	13	13	
TOTALS	RPI 1-25	RPI 26-50	W-L RECORDS	RPI 51-100	RPI 101-150	RPI 150+				
5- 3	0- 0	0- 2	OVERALL	1- 1	0- 0	4- 0				
1- 1	0- 0	0- 1	HOME	0- 0	0- 0	1- 0				
1- 1	0- 0	0- 1	AWAY	0- 0	0- 0	1- 0				
3- 1	0- 0	0- 0	NEUTRAL	1- 1	0- 0	2- 0				
5- 3	0- 0	0- 2	NON-CONFERENCE	1- 1	0- 0	4- 0				
1- 1	0- 0	0- 1	HOME	0- 0	0- 0	1- 0				
1- 1	0- 0	0- 1	AWAY	0- 0	0- 0	1- 0				
3- 1	0- 0	0- 0	NEUTRAL	1- 1	0- 0	2- 0				
0- 0	0- 0	0- 0	CONFERENCE	0- 0	0- 0	0- 0				
0- 0	0- 0	0- 0	HOME	0- 0	0- 0	0- 0				
0- 0	0- 0	0- 0	AWAY	0- 0	0- 0	0- 0				
0- 0	0- 0	0- 0	NEUTRAL	0- 0	0- 0	0- 0				

RPI S	Opponent	Score	RPI S	Opponent	Score	RPI S	Opponent	Score	RPI S	Opponent	Score
30	A Georgia	51 81	35	H Oklahoma	61 68	52	N UNLV	63 54	155	H Weber St.	73 64
						78	N Oregon St.	56 65	159	N Tulsa	71 56
									209	N Saint Joseph's	71 56
									304	A Utah Valley	68 50
LAST 12 Division I GAMES:											
155	H Weber St.	73 64	35	H Oklahoma	61 68	52	N Oregon St.	56 65	30	A Georgia	51 81
78	N Oregon St.	56 65	52	N UNLV	63 54	304	A Utah Valley	68 50			
159	N Tulsa	71 56									
209	N Saint Joseph's	71 56									

Non-Div I Games:

BYU

Average RPI Win:	285	WON-LOST	WINNING	LAST 10	STRENGTH OF	OPP. STRENGTH	TEAM	ADJ.	CONF.	ADJ CONF.
Average RPI Loss:	52	RECORD	PCT. RANK	GAMES	SCHEDULE	OF SCHEDULE	RPI	RPI	RPI	RPI
DIV. I ONLY	5- 2	76	5- 2	340	24	212	212	12	12	
DIV. I NON-CONF.	5- 2	75	5- 2	340	24	215	215	12	12	
TOTALS	RPI 1-25	RPI 26-50	W-L RECORDS	RPI 51-100	RPI 101-150	RPI 150+				
5- 2	0- 1	0- 0	OVERALL	0- 1	0- 0	5- 0				
3- 0	0- 0	0- 0	HOME	0- 0	0- 0	3- 0				
1- 0	0- 0	0- 0	AWAY	0- 0	0- 0	1- 0				
1- 2	0- 1	0- 0	NEUTRAL	0- 1	0- 0	1- 0				
5- 2	0- 1	0- 0	NON-CONFERENCE	0- 1	0- 0	5- 0				
3- 0	0- 0	0- 0	HOME	0- 0	0- 0	3- 0				
1- 0	0- 0	0- 0	AWAY	0- 0	0- 0	1- 0				
1- 2	0- 1	0- 0	NEUTRAL	0- 1	0- 0	1- 0				
0- 0	0- 0	0- 0	CONFERENCE	0- 0	0- 0	0- 0				
0- 0	0- 0	0- 0	HOME	0- 0	0- 0	0- 0				
0- 0	0- 0	0- 0	AWAY	0- 0	0- 0	0- 0				
0- 0	0- 0	0- 0	NEUTRAL	0- 0	0- 0	0- 0				

RPI 1-25			RPI 26-50			RPI 51-100			RPI 101+			Team's RPI: 212
RPI	S	Opponent	Score	RPI	S	Opponent	Score	RPI	S	Opponent	Score	
13	N	Auburn	40 54					90	N	East Carolina	69 82	269 A Butler 74 50
												270 H Evansville 84 49
												286 H Ark.-Pine Bluff 88 60
												294 H Chicago St. 88 53
												308 N N.C. A&T 76 57
LAST 12 Division I GAMES:												
308	N	N.C. A&T	76 57	269	A	Butler	74 50	294	H	Chicago St.	88 53	
13	N	Auburn	40 54	90	N	East Carolina	69 82					
270	H	Evansville	84 49									
286	H	Ark.-Pine Bluff	88 60									

Non-Div I Games:

Ball St.

Average RPI Win:	148	WON-LOST	WINNING	LAST 10	STRENGTH OF	OPP. STRENGTH	TEAM	ADJ.	CONF.	ADJ CONF.
Average RPI Loss:	1	RECORD	PCT. RANK	GAMES	SCHEDULE	OF SCHEDULE	RPI	RPI	RPI	RPI
DIV. I ONLY	10- 1	19	9- 1	104	11	17	17	4	4	
DIV. I NON-CONF.	10- 1	19	10- 1	104	11	17	17	4	4	
TOTALS	RPI 1-25	RPI 26-50	W-L RECORDS	RPI 51-100	RPI 101-150	RPI 150+				
10- 1	2- 1	1- 0	OVERALL	1- 0	1- 0	5- 0				
6- 0	1- 0	0- 0	HOME	0- 0	1- 0	4- 0				
1- 1	0- 1	1- 0	AWAY	0- 0	0- 0	0- 0				
3- 0	1- 0	0- 0	NEUTRAL	1- 0	0- 0	1- 0				
10- 1	2- 1	1- 0	NON-CONFERENCE	1- 0	1- 0	5- 0				
6- 0	1- 0	0- 0	HOME	0- 0	1- 0	4- 0				
1- 1	0- 1	1- 0	AWAY	0- 0	0- 0	0- 0				
3- 0	1- 0	0- 0	NEUTRAL	1- 0	0- 0	1- 0				
0- 0	0- 0	0- 0	CONFERENCE	0- 0	0- 0	0- 0				
0- 0	0- 0	0- 0	HOME	0- 0	0- 0	0- 0				
0- 0	0- 0	0- 0	AWAY	0- 0	0- 0	0- 0				
0- 0	0- 0	0- 0	NEUTRAL	0- 0	0- 0	0- 0				

RPI	S	Opponent	Score	RPI	S	Opponent	Score	RPI	S	Opponent	Score	RPI	S	Opponent	Score
1	A	UConn	61 72	34	A	Tennessee	88 66	74	N	Ohio St.	85 68	120	H	Mississippi Val.	101 36
3	N	DePaul	104 72									196	H	Abilene Christian	79 34
22	H	UCLA	84 70									225	H	Texas St.	90 24
												233	N	Kent St.	84 42
												244	H	Southeastern La.	109 38
												330	H	Houston Baptist	118 43
LAST 12 Division I GAMES:															
225	H	Texas St.	90 24	196	H	Abilene Christian	79 34								
34	A	Tennessee	88 66	74	N	Ohio St.	85 68								
1	A	UConn	61 72	3	N	DePaul	104 72								
22	H	UCLA	84 70	233	N	Kent St.	84 42								
330	H	Houston Baptist	118 43	244	H	Southeastern La.	109 38								
				120	H	Mississippi Val.	101 36								

Non-Div I Games:

Baylor

Belmont

Through Games Of Dec. 7, 2016

Average RPI Win:	249	WON-LOST	WINNING	LAST 10	STRENGTH OF	OPP. STRENGTH	TEAM	ADJ.	CONF.	ADJ CONF.
Average RPI Loss:	64	RECORD	PCT. RANK	GAMES	SCHEDULE	OF SCHEDULE	RPI	RPI	RPI	RPI
DIV. I ONLY	5- 4	143	5- 4	147	226	119	119	29	29	
DIV. I NON-CONF.	5- 4	146	5- 4	147	227	118	118	29	29	
TOTALS	RPI 1-25	RPI 26-50	W-L RECORDS	RPI 51-100	RPI 101-150	RPI 150+				
5- 4	0- 1	0- 0	OVERALL	0- 2	0- 1	5- 0				
1- 1	0- 1	0- 0	HOME	0- 0	0- 0	1- 0				
4- 2	0- 0	0- 0	AWAY	0- 2	0- 0	4- 0				
0- 1	0- 0	0- 0	NEUTRAL	0- 0	0- 1	0- 0				
5- 4	0- 1	0- 0	NON-CONFERENCE	0- 2	0- 1	5- 0				
1- 1	0- 1	0- 0	HOME	0- 0	0- 0	1- 0				
4- 2	0- 0	0- 0	AWAY	0- 2	0- 0	4- 0				
0- 1	0- 0	0- 0	NEUTRAL	0- 0	0- 1	0- 0				
0- 0	0- 0	0- 0	CONFERENCE	0- 0	0- 0	0- 0				
0- 0	0- 0	0- 0	HOME	0- 0	0- 0	0- 0				
0- 0	0- 0	0- 0	AWAY	0- 0	0- 0	0- 0				
0- 0	0- 0	0- 0	NEUTRAL	0- 0	0- 0	0- 0				

RPI 1-25				RPI 26-50				RPI 51-100				RPI 101+ Team's RPI: 119			
RPI	S	Opponent	Score	RPI	S	Opponent	Score	RPI	S	Opponent	Score	RPI	S	Opponent	Score
5	H	Green Bay	53 62					57	A	Louisville	50 73	109	N	Fresno St.	53 62
								84	A	Troy	74 91	168	A	UAB	72 58
												184	A	Loyola Marymount	79 72
												220	A	Samford	73 54
												331	H	Lipscomb	100 62
												344	A	Fort Wayne	85 59
LAST 12 Division I GAMES:															
220	A	Samford	73 54	109	N	Fresno St.	53 62								
331	H	Lipscomb	100 62	5	H	Green Bay	53 62								
184	A	Loyola Marymount	79 72	168	A	UAB	72 58								
				84	A	Troy	74 91								
				57	A	Louisville	50 73								
				344	A	Fort Wayne	85 59								

Non-Div I Games: Trevecca Nazarene 87 56

Belmont

Loss, Non-Conf, S Site, H Home A Away N Neutral

Average RPI Win:	0	WON-LOST	WINNING	LAST 10	STRENGTH OF	OPP. STRENGTH	TEAM	ADJ.	CONF.	ADJ CONF.
Average RPI Loss:	154	RECORD	PCT. RANK	GAMES	SCHEDULE	OF SCHEDULE	RPI	RPI	RPI	RPI
DIV. I ONLY	0- 6	324	0- 6	258	191	337	337	33	33	
DIV. I NON-CONF.	0- 6	323	0- 6	259	192	337	337	33	33	
TOTALS	RPI 1-25	RPI 26-50	W-L RECORDS	RPI 51-100	RPI 101-150	RPI 150+				
0- 6	0- 0	0- 0	OVERALL	0- 2	0- 1	0- 3				
0- 0	0- 0	0- 0	HOME	0- 0	0- 0	0- 0				
0- 6	0- 0	0- 0	AWAY	0- 2	0- 1	0- 3				
0- 0	0- 0	0- 0	NEUTRAL	0- 0	0- 0	0- 0				
0- 6	0- 0	0- 0	NON-CONFERENCE	0- 2	0- 1	0- 3				
0- 0	0- 0	0- 0	HOME	0- 0	0- 0	0- 0				
0- 6	0- 0	0- 0	AWAY	0- 2	0- 1	0- 3				
0- 0	0- 0	0- 0	NEUTRAL	0- 0	0- 0	0- 0				
0- 0	0- 0	0- 0	CONFERENCE	0- 0	0- 0	0- 0				
0- 0	0- 0	0- 0	HOME	0- 0	0- 0	0- 0				
0- 0	0- 0	0- 0	AWAY	0- 0	0- 0	0- 0				
0- 0	0- 0	0- 0	NEUTRAL	0- 0	0- 0	0- 0				

RPI 1-25				RPI 26-50				RPI 51-100				RPI 101+ Team's RPI: 337					
RPI	S	Opponent	Score	RPI	S	Opponent	Score	RPI	S	Opponent	Score	RPI	S	Opponent	Score		
								89	A	UCF	43	70	139	A	Stetson	60	63
								96	A	Jacksonville	63	69	172	A	Southern U.	59	61
													182	A	Prairie View	64	66
													244	A	Southeastern La.	63	75
LAST 12 Division I GAMES:																	
				89	A	UCF	43	70									
				244	A	Southeastern La.	63	75									
				172	A	Southern U.	59	61									
				182	A	Prairie View	64	66									
				139	A	Stetson	60	63									
				96	A	Jacksonville	63	69									

Non-Div I Games: Edward Waters 55 45 Flagler 76 53

Bethune-Cookman

Loss, Non-Conf, S Site, H Home A Away N Neutral

Average RPI Win:	318	WON-LOST	WINNING	LAST 10	STRENGTH OF	OPP. STRENGTH	TEAM	ADJ.	CONF.	ADJ CONF.
Average RPI Loss:	135	RECORD	PCT. RANK	GAMES	SCHEDULE	OF SCHEDULE	RPI	RPI	RPI	RPI
DIV. I ONLY	3- 5	214	3- 5	186	318	219	219	21	21	
DIV. I NON-CONF.	3- 5	217	3- 5	188	317	221	221	21	21	
TOTALS	RPI 1-25	RPI 26-50	W-L RECORDS	RPI 51-100	RPI 101-150	RPI 150+				
3- 5	0- 0	0- 0	OVERALL	0- 2	0- 1	3- 2				
0- 3	0- 0	0- 0	HOME	0- 1	0- 1	0- 1				
3- 2	0- 0	0- 0	AWAY	0- 1	0- 0	3- 1				
0- 0	0- 0	0- 0	NEUTRAL	0- 0	0- 0	0- 0				
3- 5	0- 0	0- 0	NON-CONFERENCE	0- 2	0- 1	3- 2				
0- 3	0- 0	0- 0	HOME	0- 1	0- 1	0- 1				
3- 2	0- 0	0- 0	AWAY	0- 1	0- 0	3- 1				
0- 0	0- 0	0- 0	NEUTRAL	0- 0	0- 0	0- 0				
0- 0	0- 0	0- 0	CONFERENCE	0- 0	0- 0	0- 0				
0- 0	0- 0	0- 0	HOME	0- 0	0- 0	0- 0				
0- 0	0- 0	0- 0	AWAY	0- 0	0- 0	0- 0				
0- 0	0- 0	0- 0	NEUTRAL	0- 0	0- 0	0- 0				

RPI 1-25				RPI 26-50				RPI 51-100				RPI 101+				Team's RPI: 219	
RPI	S	Opponent	Score	RPI	S	Opponent	Score	RPI	S	Opponent	Score	RPI	S	Opponent	Score		
								68	H	Bucknell	57	67	143	H	Sacred Heart	69	77
								87	A	Providence	58	71	179	A	Yale	48	57
													199	H	Brown	72	83
													289	A	Penn	61	48
													332	A	NJIT	68	44
													334	A	Fairleigh Dickinson	80	69
LAST 12 Division I GAMES:																	
				179	A	Yale	48	57		332	A	NJIT	68	44			
				68	H	Bucknell	57	67		334	A	Fairleigh Dickinson	80	69			
										199	H	Brown	72	83			
										143	H	Sacred Heart	69	77			
										87	A	Providence	58	71			
										289	A	Penn	61	48			

Non-Div I Games:

Binghamton

 Loss,
 Non-Conf, S Site,
 Home
 Away
N Neutral

Average RPI Win:	127	WON-LOST	WINNING	LAST 10	STRENGTH OF	OPP. STRENGTH	TEAM	ADJ.	CONF.	ADJ CONF.
Average RPI Loss:	0	RECORD	PCT. RANK	GAMES	SCHEDULE	OF SCHEDULE	RPI	RPI	RPI	RPI
DIV. I ONLY	6- 0	1	6- 0	105	41	11	11	9	9	
DIV. I NON-CONF.	6- 0	1	6- 0	105	42	11	11	9	9	
TOTALS	RPI 1-25	RPI 26-50	W-L RECORDS	RPI 51-100	RPI 101-150	RPI 150+				
6- 0	0- 0	2- 0	OVERALL	2- 0	0- 0	2- 0				
3- 0	0- 0	0- 0	HOME	1- 0	0- 0	2- 0				
2- 0	0- 0	1- 0	AWAY	1- 0	0- 0	0- 0				
1- 0	0- 0	1- 0	NEUTRAL	0- 0	0- 0	0- 0				
6- 0	0- 0	2- 0	NON-CONFERENCE	2- 0	0- 0	2- 0				
3- 0	0- 0	0- 0	HOME	1- 0	0- 0	2- 0				
2- 0	0- 0	1- 0	AWAY	1- 0	0- 0	0- 0				
1- 0	0- 0	1- 0	NEUTRAL	0- 0	0- 0	0- 0				
0- 0	0- 0	0- 0	CONFERENCE	0- 0	0- 0	0- 0				
0- 0	0- 0	0- 0	HOME	0- 0	0- 0	0- 0				
0- 0	0- 0	0- 0	AWAY	0- 0	0- 0	0- 0				
0- 0	0- 0	0- 0	NEUTRAL	0- 0	0- 0	0- 0				

RPI	S	Opponent	Score	RPI	S	Opponent	Score	RPI	S	Opponent	Score	RPI	S	Opponent	Score
36	N	Charlotte	68 65	37	A	Washington St.	77 73	71	H	Eastern Wash.	67 64	232	H	Portland St.	94 76
								72	A	St. Mary's (CA)	83 78	313	H	Seattle U	73 68
LAST 12 Division I GAMES:															
37	A	Washington St.	77 73	71	H	Eastern Wash.	67 64	232	H	Portland St.	94 76				
36	N	Charlotte	68 65												
72	A	St. Mary's (CA)	83 78												

Non-Div I Games: Southern Ore. 89 45 Concordia Portland 71 40

Boise St.

Average RPI Win:	275	WON-LOST	WINNING	LAST 10	STRENGTH OF	OPP. STRENGTH	TEAM	ADJ.	CONF.	ADJ CONF.
Average RPI Loss:	109	RECORD	PCT. RANK	GAMES	SCHEDULE	OF SCHEDULE	RPI	RPI	RPI	RPI
DIV. I ONLY	3- 6	229	3- 6	135	252	205	205	3	3	
DIV. I NON-CONF.	3- 6	230	3- 6	135	252	208	208	3	3	
TOTALS	RPI 1-25	RPI 26-50	W-L RECORDS	RPI 51-100	RPI 101-150	RPI 150+				
3- 6	0- 0	0- 0	OVERALL	0- 3	0- 1	3- 2				
1- 2	0- 0	0- 0	HOME	0- 2	0- 0	1- 0				
1- 3	0- 0	0- 0	AWAY	0- 0	0- 1	1- 2				
1- 1	0- 0	0- 0	NEUTRAL	0- 1	0- 0	1- 0				
3- 6	0- 0	0- 0	NON-CONFERENCE	0- 3	0- 1	3- 2				
1- 2	0- 0	0- 0	HOME	0- 2	0- 0	1- 0				
1- 3	0- 0	0- 0	AWAY	0- 0	0- 1	1- 2				
1- 1	0- 0	0- 0	NEUTRAL	0- 1	0- 0	1- 0				
0- 0	0- 0	0- 0	CONFERENCE	0- 0	0- 0	0- 0				
0- 0	0- 0	0- 0	HOME	0- 0	0- 0	0- 0				
0- 0	0- 0	0- 0	AWAY	0- 0	0- 0	0- 0				
0- 0	0- 0	0- 0	NEUTRAL	0- 0	0- 0	0- 0				

RPI 1-25			RPI 26-50			RPI 51-100			RPI 101+			Team's RPI: 205
RPI	S	Opponent	Score	RPI	S	Opponent	Score	RPI	S	Opponent	Score	
						61 H Penn St.	56 60	102 A Fordham		49 56		
						72 H St. Mary's (CA)	54 62	169 A Seton Hall		66 71		
						75 N SMU	64 72	177 A Hartford		56 65		
								179 A Yale		71 64		
								321 N St. Francis Brooklyn		73 58		
								325 H Boston U.		67 49		
LAST 12 Division I GAMES:												
						75 N SMU	64 72	179 A Yale		71 64		
						72 H St. Mary's (CA)	54 62	102 A Fordham		49 56		
						169 A Seton Hall	66 71	61 H Penn St.		56 60		
						325 H Boston U.	67 49	321 N St. Francis Brooklyn		73 58		
						177 A Hartford	56 65					

Non-Div I Games:

Boston College

■ Loss,
 ■ Non-Conf,
 S Site,
 ■ Home
 ■ Away
 N Neutral

Average RPI Win:	327	WON-LOST	WINNING	LAST 10	STRENGTH OF	OPP. STRENGTH	TEAM	ADJ.	CONF.	ADJ CONF.
Average RPI Loss:	162	RECORD	PCT. RANK	GAMES	SCHEDULE	OF SCHEDULE	RPI	RPI	RPI	RPI
DIV. I ONLY	1- 8	320	1- 8	247	212	325	325	24	24	
DIV. I NON-CONF.	1- 8	319	1- 8	248	212	324	324	24	24	
TOTALS	RPI 1-25	RPI 26-50	W-L RECORDS	RPI 51-100	RPI 101-150	RPI 150+				
1- 8	0- 0	0- 0	OVERALL	0- 2	0- 2	1- 4				
1- 3	0- 0	0- 0	HOME	0- 1	0- 1	1- 1				
0- 4	0- 0	0- 0	AWAY	0- 1	0- 1	0- 2				
0- 1	0- 0	0- 0	NEUTRAL	0- 0	0- 0	0- 1				
1- 8	0- 0	0- 0	NON-CONFERENCE	0- 2	0- 2	1- 4				
1- 3	0- 0	0- 0	HOME	0- 1	0- 1	1- 1				
0- 4	0- 0	0- 0	AWAY	0- 1	0- 1	0- 2				
0- 1	0- 0	0- 0	NEUTRAL	0- 0	0- 0	0- 1				
0- 0	0- 0	0- 0	CONFERENCE	0- 0	0- 0	0- 0				
0- 0	0- 0	0- 0	HOME	0- 0	0- 0	0- 0				
0- 0	0- 0	0- 0	AWAY	0- 0	0- 0	0- 0				
0- 0	0- 0	0- 0	NEUTRAL	0- 0	0- 0	0- 0				

RPI 1-25			RPI 26-50			RPI 51-100			RPI 101+			Team's RPI: 325
RPI	S	Opponent	Score	RPI	S	Opponent	Score	RPI	S	Opponent	Score	
						58 A Arizona St.	42 71	136 A Albany (NY)		54 69		
						70 H Harvard	52 65	141 H New Hampshire		51 59		
								154 N Long Beach St.		48 61		
								205 A Boston College		49 67		
								261 H Dartmouth		49 61		
								272 A Northeastern		59 78		
								327 H UMass Lowell		66 56		
LAST 12 Division I GAMES:												
261	H	Dartmouth	49 61	154	N	Long Beach St.	48 61					
205	A	Boston College	49 67	58	A	Arizona St.	42 71					
272	A	Northeastern	59 78	141	H	New Hampshire	51 59					
				327	H	UMass Lowell	66 56					
				70	H	Harvard	52 65					
				136	A	Albany (NY)	54 69					

Non-Div I Games:



















Boston U.

■ Loss,
 ■ Non-Conf,
 S Site,
 ■ Home
 ■ Away
 N Neutral

Bowling Green





Through Games Of Dec. 7, 2016

Average RPI Win:	288	WON-LOST	WINNING	LAST 10	STRENGTH OF	OPP. STRENGTH	TEAM	ADJ.	CONF.	ADJ CONF.
Average RPI Loss:	156	RECORD	PCT. RANK	GAMES	SCHEDULE	OF SCHEDULE	RPI	RPI	RPI	RPI
DIV. I ONLY	2- 5	242	2- 5	251	247	293	293	12	12	
DIV. I NON-CONF.	2- 5	243	2- 5	252	247	292	292	12	12	
TOTALS	RPI 1-25	RPI 26-50	W-L RECORDS	RPI 51-100	RPI 101-150	RPI 150+				
2- 5	0- 0	0- 0	OVERALL	0- 2	0- 1	2- 2				
0- 2	0- 0	0- 0	HOME	0- 1	0- 0	0- 1				
0- 2	0- 0	0- 0	AWAY	0- 1	0- 0	0- 1				
2- 1	0- 0	0- 0	NEUTRAL	0- 0	0- 1	2- 0				
2- 5	0- 0	0- 0	NON-CONFERENCE	0- 2	0- 1	2- 2				
0- 2	0- 0	0- 0	HOME	0- 1	0- 0	0- 1				
0- 2	0- 0	0- 0	AWAY	0- 1	0- 0	0- 1				
2- 1	0- 0	0- 0	NEUTRAL	0- 0	0- 1	2- 0				
0- 0	0- 0	0- 0	CONFERENCE	0- 0	0- 0	0- 0				
0- 0	0- 0	0- 0	HOME	0- 0	0- 0	0- 0				
0- 0	0- 0	0- 0	AWAY	0- 0	0- 0	0- 0				
0- 0	0- 0	0- 0	NEUTRAL	0- 0	0- 0	0- 0				

RPI 1-25			RPI 26-50			RPI 51-100			RPI 101+			Team's RPI: 293
RPI	S	Opponent	Score	RPI	S	Opponent	Score	RPI	S	Opponent	Score	
						57  Louisville	58  83	132	N	Chattanooga	49  54	
						100  Virginia	47  67	185	 Cincinnati	58  68		
								266	N	Saint Peter's	73 68	
								307	 Eastern Ky.	55  57		
								310	N	Lafayette	69 42	
LAST 12 Division I GAMES:												
						100  Virginia	47  67	57	 Louisville	58  83		
						266 N Saint Peter's	73 68	185	 Cincinnati	58  68		
						310 N Lafayette	69 42	307	 Eastern Ky.	55  57		
						132 N Chattanooga	49  54					

Non-Div I Games: Davis & Elkins 73 46 Ohio Valley 82 46

Bowling Green

 Loss,  Non-Conf, S Site,  Home  Away N Neutral

Average RPI Win: 163	WON-LOST	WINNING	LAST 10	STRENGTH OF	OPP. STRENGTH	TEAM	ADJ.	CONF.	ADJ CONF.
Average RPI Loss: 143	RECORD	PCT. RANK	GAMES	SCHEDULE	OF SCHEDULE	RPI	RPI	RPI	RPI
DIV. I ONLY	1- 6	299	1- 6	99	233	263	263	15	15
DIV. I NON-CONF.	1- 6	298	1- 6	99	233	262	262	15	15
TOTALS	RPI 1-25	RPI 26-50	W-L RECORDS	RPI 51-100	RPI 101-150	RPI 150+			
1- 6	0- 1	0- 0	OVERALL	0- 1	0- 1	1- 3			
1- 3	0- 1	0- 0	HOME	0- 0	0- 1	1- 1			
0- 3	0- 0	0- 0	AWAY	0- 1	0- 0	0- 2			
0- 0	0- 0	0- 0	NEUTRAL	0- 0	0- 0	0- 0			
1- 6	0- 1	0- 0	NON-CONFERENCE	0- 1	0- 1	1- 3			
1- 3	0- 1	0- 0	HOME	0- 0	0- 1	1- 1			
0- 3	0- 0	0- 0	AWAY	0- 1	0- 0	0- 2			
0- 0	0- 0	0- 0	NEUTRAL	0- 0	0- 0	0- 0			
0- 0	0- 0	0- 0	CONFERENCE	0- 0	0- 0	0- 0			
0- 0	0- 0	0- 0	HOME	0- 0	0- 0	0- 0			
0- 0	0- 0	0- 0	AWAY	0- 0	0- 0	0- 0			
0- 0	0- 0	0- 0	NEUTRAL	0- 0	0- 0	0- 0			

RPI 1-25				RPI 26-50				RPI 51-100				RPI 101+				Team's RPI: 263	
RPI	S	Opponent	Score	RPI	S	Opponent	Score	RPI	S	Opponent	Score	RPI	S	Opponent	Score		
5	H	Green Bay	43 68					59	A	Western Ill.	77 91	129	H	Northern Ill.	51 81		
												162	H	Saint Louis	58 68		
												163	H	Detroit	70 60		
												233	A	Kent St.	52 77		
												269	A	Butler	56 58		
LAST 12 Division I GAMES:																	
162	H	Saint Louis	58 68	59	A	Western Ill.	77 91										
163	H	Detroit	70 60	129	H	Northern Ill.	51 81										
269	A	Butler	56 58	5	H	Green Bay	43 68										
233	A	Kent St.	52 77														

Non-Div I Games: Eureka 103 59

Bradley

Average RPI Win:	172	WON-LOST	WINNING	LAST 10	STRENGTH OF	OPP. STRENGTH	TEAM	ADJ.	CONF.	ADJ CONF.
Average RPI Loss:	199	RECORD	PCT. RANK	GAMES	SCHEDULE	OF SCHEDULE	RPI	RPI	RPI	RPI
DIV. I ONLY	5- 3	116	5- 3	281	125	199	199	17	17	
DIV. I NON-CONF.	5- 3	115	5- 3	282	127	202	202	17	17	
TOTALS	RPI 1-25	RPI 26-50	W-L RECORDS	RPI 51-100	RPI 101-150	RPI 150+				
5- 3	0- 0	0- 0	OVERALL	1- 0	1- 0	3- 3				
3- 2	0- 0	0- 0	HOME	1- 0	0- 0	2- 2				
2- 1	0- 0	0- 0	AWAY	0- 0	1- 0	1- 1				
0- 0	0- 0	0- 0	NEUTRAL	0- 0	0- 0	0- 0				
5- 3	0- 0	0- 0	NON-CONFERENCE	1- 0	1- 0	3- 3				
3- 2	0- 0	0- 0	HOME	1- 0	0- 0	2- 2				
2- 1	0- 0	0- 0	AWAY	0- 0	1- 0	1- 1				
0- 0	0- 0	0- 0	NEUTRAL	0- 0	0- 0	0- 0				
0- 0	0- 0	0- 0	CONFERENCE	0- 0	0- 0	0- 0				
0- 0	0- 0	0- 0	HOME	0- 0	0- 0	0- 0				
0- 0	0- 0	0- 0	AWAY	0- 0	0- 0	0- 0				
0- 0	0- 0	0- 0	NEUTRAL	0- 0	0- 0	0- 0				

RPI 1-25			RPI 26-50			RPI 51-100			RPI 101+			Team's RPI: 199
RPI	S	Opponent	Score	RPI	S	Opponent	Score	RPI	S	Opponent	Score	
						87	H Providence	77 70				
									143	A Sacred Heart	80 66	
									153	A Bryant	67 70	
									195	H Howard	83 78	
									215	H Manhattan	57 58	
									217	H Rhode Island	76 65	
									219	A Binghamton	83 72	
									229	H Colgate	62 67	
LAST 12 Division I GAMES:												
						87	H Providence	77 70				
						217	H Rhode Island	76 65				
						219	A Binghamton	83 72				
						215	H Manhattan	57 58				
						229	H Colgate	62 67				
						153	A Bryant	67 70				
						143	A Sacred Heart	80 66				
						195	H Howard	83 78				

Non-Div I Games:

Brown

Average RPI Win: 260	WON-LOST	WINNING	LAST 10	STRENGTH OF	OPP. STRENGTH	TEAM	ADJ.	CONF.	ADJ CONF.
Average RPI Loss: 152	RECORD	PCT. RANK	GAMES	SCHEDULE	OF SCHEDULE	RPI	RPI	RPI	RPI
DIV. I ONLY	4- 4	155	4- 4	163	270	153	153	32	32
DIV. I NON-CONF.	4- 4	154	4- 4	164	270	154	154	32	32
TOTALS	RPI 1-25	RPI 26-50	W-L RECORDS	RPI 51-100	RPI 101-150	RPI 150+			
4- 4	0- 0	0- 0	OVERALL	0- 1	0- 1	4- 2			
2- 0	0- 0	0- 0	HOME	0- 0	0- 0	2- 0			
1- 3	0- 0	0- 0	AWAY	0- 0	0- 1	1- 2			
1- 1	0- 0	0- 0	NEUTRAL	0- 1	0- 0	1- 0			
4- 4	0- 0	0- 0	NON-CONFERENCE	0- 1	0- 1	4- 2			
2- 0	0- 0	0- 0	HOME	0- 0	0- 0	2- 0			
1- 3	0- 0	0- 0	AWAY	0- 0	0- 1	1- 2			
1- 1	0- 0	0- 0	NEUTRAL	0- 1	0- 0	1- 0			
0- 0	0- 0	0- 0	CONFERENCE	0- 0	0- 0	0- 0			
0- 0	0- 0	0- 0	HOME	0- 0	0- 0	0- 0			
0- 0	0- 0	0- 0	AWAY	0- 0	0- 0	0- 0			
0- 0	0- 0	0- 0	NEUTRAL	0- 0	0- 0	0- 0			

RPI 1-25				RPI 26-50				RPI 51-100				RPI 101+ Team's RPI: 153			
RPI	S	Opponent	Score	RPI	S	Opponent	Score	RPI	S	Opponent	Score	RPI	S	Opponent	Score
								87	N	Providence	51 62	141	A	New Hampshire	60 62
												171	A	Pittsburgh	60 76
												199	H	Brown	70 67
												207	A	Rutgers	42 50
												217	N	Rhode Island	62 56
												303	A	Vermont	63 57
												320	H	Holy Cross	76 74
LAST 12 Division I GAMES:															
				171	A	Pittsburgh	60 76	320	H	Holy Cross	76 74				
				217	N	Rhode Island	62 56	303	A	Vermont	63 57				
				87	N	Providence	51 62								
				207	A	Rutgers	42 50								
				141	A	New Hampshire	60 62								
				199	H	Brown	70 67								

Non-Div I Games:

Bryant

Average RPI Win:	195	WON-LOST	WINNING	LAST 10	STRENGTH OF	OPP. STRENGTH	TEAM	ADJ.	CONF.	ADJ CONF.
Average RPI Loss:	92	RECORD	PCT. RANK	GAMES	SCHEDULE	OF SCHEDULE	RPI	RPI	RPI	RPI
DIV. I ONLY	6- 3	97	6- 3	149	107	68	68	24	24	
DIV. I NON-CONF.	6- 3	94	6- 3	149	109	68	68	24	24	
TOTALS	RPI 1-25	RPI 26-50	W-L RECORDS	RPI 51-100	RPI 101-150	RPI 150+				
6- 3	1- 0	0- 2	OVERALL	0- 0	0- 0	5- 1				
2- 0	1- 0	0- 0	HOME	0- 0	0- 0	1- 0				
4- 3	0- 0	0- 0	AWAY	0- 0	0- 0	4- 0				
0- 0	0- 0	0- 0	NEUTRAL	0- 0	0- 0	0- 0				
6- 3	1- 0	0- 2	NON-CONFERENCE	0- 0	0- 0	5- 1				
2- 0	1- 0	0- 0	HOME	0- 0	0- 0	1- 0				
4- 3	0- 0	0- 2	AWAY	0- 0	0- 0	4- 1				
0- 0	0- 0	0- 0	NEUTRAL	0- 0	0- 0	0- 0				
0- 0	0- 0	0- 0	CONFERENCE	0- 0	0- 0	0- 0				
0- 0	0- 0	0- 0	HOME	0- 0	0- 0	0- 0				
0- 0	0- 0	0- 0	AWAY	0- 0	0- 0	0- 0				
0- 0	0- 0	0- 0	NEUTRAL	0- 0	0- 0	0- 0				

RPI 1-25				RPI 26-50				RPI 51-100				RPI 101+			
RPI	S	Opponent	Score	RPI	S	Opponent	Score	RPI	S	Opponent	Score	RPI	S	Opponent	Score
25	H	Drexel	78 66	32	A	North Carolina	50 65					180	A	Akron	61 47
				38	A	Elon	58 64					206	A	St. Bonaventure	57 35
												207	A	Rutgers	53 57
												209	A	Saint Joseph's	64 61
												219	A	Binghamton	67 57
												332	H	NJIT	67 36
LAST 12 Division I GAMES:															
38	A	Elon	58 64	206	A	St. Bonaventure	57 35								
32	A	North Carolina	50 65	207	A	Rutgers	53 57								
332	H	NJIT	67 36	180	A	Akron	61 47								
209	A	Saint Joseph's	64 61	25	H	Drexel	78 66								
219	A	Binghamton	67 57												

Non-Div I Games:

Bucknell

■ Loss,
 ■ Non-Conf, S Site,
 ■ Home
 ■ Away
 N Neutral

Average RPI Win:	131	WON-LOST	WINNING	LAST 10	STRENGTH OF	OPP. STRENGTH	TEAM	ADJ.	CONF.	ADJ CONF.
Average RPI Loss:	0	RECORD	PCT. RANK	GAMES	SCHEDULE	OF SCHEDULE	RPI	RPI	RPI	RPI
DIV. I ONLY	7- 0	1	7- 0	106	50	12	12	12	12	12
DIV. I NON-CONF.	7- 0	1	7- 0	106	51	12	12	12	12	12
TOTALS	RPI 1-25	RPI 26-50	W-L RECORDS	RPI 51-100	RPI 101-150	RPI 150+				
7- 0	0- 0	0- 0	OVERALL	3- 0	2- 0	2- 0				
6- 0	0- 0	0- 0	HOME	2- 0	2- 0	2- 0				
1- 0	0- 0	0- 0	AWAY	1- 0	0- 0	0- 0				
0- 0	0- 0	0- 0	NEUTRAL	0- 0	0- 0	0- 0				
7- 0	0- 0	0- 0	NON-CONFERENCE	3- 0	2- 0	2- 0				
6- 0	0- 0	0- 0	HOME	2- 0	2- 0	2- 0				
1- 0	0- 0	0- 0	AWAY	1- 0	0- 0	0- 0				
0- 0	0- 0	0- 0	NEUTRAL	0- 0	0- 0	0- 0				
0- 0	0- 0	0- 0	CONFERENCE	0- 0	0- 0	0- 0				
0- 0	0- 0	0- 0	HOME	0- 0	0- 0	0- 0				
0- 0	0- 0	0- 0	AWAY	0- 0	0- 0	0- 0				
0- 0	0- 0	0- 0	NEUTRAL	0- 0	0- 0	0- 0				

RPI 1-25				Team's RPI: 12				RPI 26-50				RPI 51-100				RPI 101+			
RPI	S	Opponent	Score	RPI	S	Opponent	Score	RPI	S	Opponent	Score	RPI	S	Opponent	Score	RPI	S	Opponent	Score
								64	H	Niagara	73 63	115	H	Hofstra	74 50				
								65	A	Duquesne	71 69	143	H	Sacred Heart	76 55				
								89	H	UCF	66 65	215	H	Manhattan	73 39				
												227	H	Massachusetts	61 47				
LAST 12 Division I GAMES:																			
				115	H	Hofstra	74 50	89	H	UCF	66 65								
								143	H	Sacred Heart	76 55								
								65	A	Duquesne	71 69								
								215	H	Manhattan	73 39								
								64	H	Niagara	73 63								
								227	H	Massachusetts	61 47								

Non-Div I Games:

Buffalo

Average RPI Win:	304	WON-LOST	WINNING	LAST 10	STRENGTH OF	OPP. STRENGTH	TEAM	ADJ.	CONF.	ADJ CONF.
Average RPI Loss:	148	RECORD	PCT. RANK	GAMES	SCHEDULE	OF SCHEDULE	RPI	RPI	RPI	RPI
DIV. I ONLY	2- 7	278	2- 7	117	301	269	269	5	5	
DIV. I NON-CONF.	2- 7	276	2- 7	117	301	267	267	5	5	
TOTALS	RPI 1-25	RPI 26-50	W-L RECORDS	RPI 51-100	RPI 101-150	RPI 150+				
2- 7	0- 1	0- 1	OVERALL	0- 1	0- 1	2- 3				
2- 4	0- 1	0- 0	HOME	0- 1	0- 0	2- 2				
0- 3	0- 0	0- 1	AWAY	0- 0	0- 1	0- 1				
0- 0	0- 0	0- 0	NEUTRAL	0- 0	0- 0	0- 0				
2- 7	0- 1	0- 1	NON-CONFERENCE	0- 1	0- 1	2- 3				
2- 4	0- 1	0- 0	HOME	0- 1	0- 0	2- 2				
0- 3	0- 0	0- 1	AWAY	0- 0	0- 1	0- 1				
0- 0	0- 0	0- 0	NEUTRAL	0- 0	0- 0	0- 0				
0- 0	0- 0	0- 0	CONFERENCE	0- 0	0- 0	0- 0				
0- 0	0- 0	0- 0	HOME	0- 0	0- 0	0- 0				
0- 0	0- 0	0- 0	AWAY	0- 0	0- 0	0- 0				
0- 0	0- 0	0- 0	NEUTRAL	0- 0	0- 0	0- 0				

RPI 1-25				RPI 26-50				RPI 51-100				RPI 101+ Team's RPI: 269			
RPI	S	Opponent	Score	RPI	S	Opponent	Score	RPI	S	Opponent	Score	RPI	S	Opponent	Score
8	H	South Fla.	59 74	42	A	Arkansas	50 68	89	H	UCF	59 66	137	A	TCU	47 73
												212	H	Ball St.	50 74
												251	A	Wisconsin	55 60
												263	H	Bradley	58 56
												297	H	ETSU	59 68
												344	H	Fort Wayne	70 64
LAST 12 Division I GAMES:															
42	A	Arkansas	50 68	344	H	Fort Wayne	70 64								
212	H	Ball St.	50 74	263	H	Bradley	58 56								
8	H	South Fla.	59 74	297	H	ETSU	59 68								
137	A	TCU	47 73												
89	H	UCF	59 66												
251	A	Wisconsin	55 60												

Non-Div I Games:

Butler

■ Loss,
■ Non-Conf, S Site,
■ Home
■ Away
N Neutral

Average RPI Win:	224	WON-LOST	WINNING	LAST 10	STRENGTH OF	OPP. STRENGTH	TEAM	ADJ.	CONF.	ADJ CONF.
Average RPI Loss:	94	RECORD	PCT. RANK	GAMES	SCHEDULE	OF SCHEDULE	RPI	RPI	RPI	RPI
DIV. I ONLY	1- 6	299	1- 6	78	115	239	239	31	31	
DIV. I NON-CONF.	1- 6	298	1- 6	78	118	240	240	31	31	
TOTALS	RPI 1-25	RPI 26-50	W-L RECORDS	RPI 51-100	RPI 101-150	RPI 150+				
1- 6	0- 0	0- 3	OVERALL	0- 1	0- 1	1- 1				
1- 3	0- 0	0- 1	HOME	0- 1	0- 1	1- 0				
0- 3	0- 0	0- 2	AWAY	0- 0	0- 0	0- 1				
0- 0	0- 0	0- 0	NEUTRAL	0- 0	0- 0	0- 0				
1- 6	0- 0	0- 3	NON-CONFERENCE	0- 1	0- 1	1- 1				
1- 3	0- 0	0- 1	HOME	0- 1	0- 1	1- 0				
0- 3	0- 0	0- 2	AWAY	0- 0	0- 0	0- 1				
0- 0	0- 0	0- 0	NEUTRAL	0- 0	0- 0	0- 0				
0- 0	0- 0	0- 0	CONFERENCE	0- 0	0- 0	0- 0				
0- 0	0- 0	0- 0	HOME	0- 0	0- 0	0- 0				
0- 0	0- 0	0- 0	AWAY	0- 0	0- 0	0- 0				
0- 0	0- 0	0- 0	NEUTRAL	0- 0	0- 0	0- 0				

RPI S	Opponent	Score	RPI S	Opponent	Score	RPI S	Opponent	Score	RPI S	Opponent	Score	Team's RPI: 239
29	A California	63 86	67	H Stanford	56 77	144	H Southern Utah	59 65				
47	A Oregon	62 77				224	H Hawaii	58 51				
48	H South Dakota	60 75				228	A Pacific	61 91				
LAST 12 Division I GAMES:												
29	A California	63 86	228	A Pacific	61 91							
47	A Oregon	62 77	67	H Stanford	56 77							
144	H Southern Utah	59 65	48	H South Dakota	60 75							
224	H Hawaii	58 51										

Non-Div I Games: Stanislaus St. 78 51

CSU Bakersfield

Average RPI Win:	204	WON-LOST	WINNING	LAST 10	STRENGTH OF	OPP. STRENGTH	TEAM	ADJ.	CONF.	ADJ CONF.
Average RPI Loss:	65	RECORD	PCT. RANK	GAMES	SCHEDULE	OF SCHEDULE	RPI	RPI	RPI	RPI
DIV. I ONLY	4- 5	186	4- 5	49	198	121	121	23	23	
DIV. I NON-CONF.	4- 5	186	4- 5	49	199	120	120	23	23	
TOTALS	RPI 1-25	RPI 26-50	W-L RECORDS	RPI 51-100	RPI 101-150	RPI 150+				
4- 5	0- 1	0- 1	OVERALL	0- 2	1- 1	3- 0				
2- 3	0- 1	0- 0	HOME	0- 1	0- 1	2- 0				
2- 2	0- 0	0- 1	AWAY	0- 1	1- 0	1- 0				
0- 0	0- 0	0- 0	NEUTRAL	0- 0	0- 0	0- 0				
4- 5	0- 1	0- 1	NON-CONFERENCE	0- 2	1- 1	3- 0				
2- 3	0- 1	0- 0	HOME	0- 1	0- 1	2- 0				
2- 2	0- 0	0- 1	AWAY	0- 1	1- 0	1- 0				
0- 0	0- 0	0- 0	NEUTRAL	0- 0	0- 0	0- 0				
0- 0	0- 0	0- 0	CONFERENCE	0- 0	0- 0	0- 0				
0- 0	0- 0	0- 0	HOME	0- 0	0- 0	0- 0				
0- 0	0- 0	0- 0	AWAY	0- 0	0- 0	0- 0				
0- 0	0- 0	0- 0	NEUTRAL	0- 0	0- 0	0- 0				

RPI 1-25				RPI 26-50				RPI 51-100				RPI 101+ Team's RPI: 121			
RPI	S	Opponent	Score	RPI	S	Opponent	Score	RPI	S	Opponent	Score	RPI	S	Opponent	Score
21	H	Michigan St.	59 63	26	A	Washington	44 101	67	A	Stanford	54 88	109	A	Fresno St.	61 57
								71	H	Eastern Wash.	57 71	142	H	San Diego	67 76
												163	H	Detroit	76 67
												232	H	Portland St.	99 72
												312	A	Northern Ariz.	83 79
LAST 12 Division I GAMES:															
26	A	Washington	44 101	312	A	Northern Ariz.	83 79	21	H	Michigan St.	59 63				
71	H	Eastern Wash.	57 71	163	H	Detroit	76 67	67	A	Stanford	54 88				
232	H	Portland St.	99 72	109	A	Fresno St.	61 57	142	H	San Diego	67 76				

Non-Div I Games:

CSUN

■ Loss,
 ■ Non-Conf,
 ■ S Site,
 ■ H Home
 ■ A Away
 N Neutral

Average RPI Win:	310	WON-LOST	WINNING	LAST 10	STRENGTH OF	OPP. STRENGTH	TEAM	ADJ.	CONF.	ADJ CONF.
Average RPI Loss:	111	RECORD	PCT. RANK	GAMES	SCHEDULE	OF SCHEDULE	RPI	RPI	RPI	RPI
DIV. I ONLY	4- 4	155	4- 4	299	162	267	267	23	23	
DIV. I NON-CONF.	4- 4	154	4- 4	299	163	265	265	23	23	
TOTALS	RPI 1-25	RPI 26-50	W-L RECORDS	RPI 51-100	RPI 101-150	RPI 150+				
4- 4	0- 1	0- 0	OVERALL	0- 2	0- 0	4- 1				
4- 1	0- 0	0- 0	HOME	0- 1	0- 0	4- 0				
0- 3	0- 1	0- 0	AWAY	0- 1	0- 0	0- 1				
0- 0	0- 0	0- 0	NEUTRAL	0- 0	0- 0	0- 0				
4- 4	0- 1	0- 0	NON-CONFERENCE	0- 2	0- 0	4- 1				
4- 1	0- 0	0- 0	HOME	0- 1	0- 0	4- 0				
0- 3	0- 1	0- 0	AWAY	0- 1	0- 0	0- 1				
0- 0	0- 0	0- 0	NEUTRAL	0- 0	0- 0	0- 0				
0- 0	0- 0	0- 0	CONFERENCE	0- 0	0- 0	0- 0				
0- 0	0- 0	0- 0	HOME	0- 0	0- 0	0- 0				
0- 0	0- 0	0- 0	AWAY	0- 0	0- 0	0- 0				
0- 0	0- 0	0- 0	NEUTRAL	0- 0	0- 0	0- 0				

RPI 1-25				RPI 26-50				RPI 51-100				RPI 101+ Team's RPI: 267			
RPI	S	Opponent	Score	RPI	S	Opponent	Score	RPI	S	Opponent	Score	RPI	S	Opponent	Score
22	A	UCLA	64 80					67	A	Stanford	55 83	281	H	North Dakota St.	73 46
								72	H	St. Mary's (CA)	71 79	282	A	Sacramento St.	96 97
												304	H	Utah Valley	77 65
												312	H	Northern Ariz.	58 53
												343	H	Pepperdine	62 52
LAST 12 Division I GAMES:															
343	H	Pepperdine	62 52	312	H	Northern Ariz.	58 53								
72	H	St. Mary's (CA)	71 79	282	A	Sacramento St.	96 97								
304	H	Utah Valley	77 65	67	A	Stanford	55 83								
281	H	North Dakota St.	73 46												
22	A	UCLA	64 80												

Non-Div I Games:

Cal Poly

■ Loss,
 ■ Non-Conf, S Site,
 ■ Home
 ■ Away
 N Neutral

Average RPI Win:	345	WON-LOST	WINNING	LAST 10	STRENGTH OF	OPP. STRENGTH	TEAM	ADJ.	CONF.	ADJ CONF.
Average RPI Loss:	179	RECORD	PCT. RANK	GAMES	SCHEDULE	OF SCHEDULE	RPI	RPI	RPI	RPI
DIV. I ONLY	1- 5	290	1- 5	304	295	340	340	23	23	
DIV. I NON-CONF.	1- 5	289	1- 5	304	295	340	340	23	23	
TOTALS	RPI 1-25	RPI 26-50	W-L RECORDS	RPI 51-100	RPI 101-150	RPI 150+				
1- 5	0- 0	0- 0	OVERALL	0- 1	0- 1	1- 3				
1- 2	0- 0	0- 0	HOME	0- 0	0- 0	1- 2				
0- 3	0- 0	0- 0	AWAY	0- 1	0- 1	0- 1				
0- 0	0- 0	0- 0	NEUTRAL	0- 0	0- 0	0- 0				
1- 5	0- 0	0- 0	NON-CONFERENCE	0- 1	0- 1	1- 3				
1- 2	0- 0	0- 0	HOME	0- 0	0- 0	1- 2				
0- 3	0- 0	0- 0	AWAY	0- 1	0- 1	0- 1				
0- 0	0- 0	0- 0	NEUTRAL	0- 0	0- 0	0- 0				
0- 0	0- 0	0- 0	CONFERENCE	0- 0	0- 0	0- 0				
0- 0	0- 0	0- 0	HOME	0- 0	0- 0	0- 0				
0- 0	0- 0	0- 0	AWAY	0- 0	0- 0	0- 0				
0- 0	0- 0	0- 0	NEUTRAL	0- 0	0- 0	0- 0				

RPI 1-25			RPI 26-50			RPI 51-100			RPI 101+			Team's RPI: 340
RPI	S	Opponent	Score	RPI	S	Opponent	Score	RPI	S	Opponent	Score	
						93 A Wyoming	26 61			142 A San Diego	50 103	
										166 H Idaho	86 88	
										184 H Loyola Marymount	62 77	
										311 A Denver	58 77	
										345 H Montana	72 56	
LAST 12 Division I GAMES:												
						93 A Wyoming	26 61			184 H Loyola Marymount	62 77	
						166 H Idaho	86 88			345 H Montana	72 56	
						142 A San Diego	50 103			311 A Denver	58 77	

Non-Div I Games: Whittier 97 49

Cal St. Fullerton

California

Through Games Of Dec. 7, 2016

Average RPI Win:	134	WON-LOST	WINNING	LAST 10	STRENGTH OF	OPP. STRENGTH	TEAM	ADJ.	CONF.	ADJ CONF.
Average RPI Loss:	0	RECORD	PCT. RANK	GAMES	SCHEDULE	OF SCHEDULE	RPI	RPI	RPI	RPI
DIV. I ONLY	7- 0	1	7- 0	208	8	29	29	2	2	
DIV. I NON-CONF.	7- 0	1	7- 0	209	8	30	30	2	2	
TOTALS	RPI 1-25	RPI 26-50	W-L RECORDS	RPI 51-100	RPI 101-150	RPI 150+				
7- 0	0- 0	0- 0	OVERALL	2- 0	3- 0	2- 0				
5- 0	0- 0	0- 0	HOME	1- 0	2- 0	2- 0				
2- 0	0- 0	0- 0	AWAY	1- 0	1- 0	0- 0				
0- 0	0- 0	0- 0	NEUTRAL	0- 0	0- 0	0- 0				
7- 0	0- 0	0- 0	NON-CONFERENCE	2- 0	3- 0	2- 0				
5- 0	0- 0	0- 0	HOME	1- 0	2- 0	2- 0				
2- 0	0- 0	0- 0	AWAY	1- 0	1- 0	0- 0				
0- 0	0- 0	0- 0	NEUTRAL	0- 0	0- 0	0- 0				
0- 0	0- 0	0- 0	CONFERENCE	0- 0	0- 0	0- 0				
0- 0	0- 0	0- 0	HOME	0- 0	0- 0	0- 0				
0- 0	0- 0	0- 0	AWAY	0- 0	0- 0	0- 0				
0- 0	0- 0	0- 0	NEUTRAL	0- 0	0- 0	0- 0				

RPI 1-25				RPI 26-50				Team's RPI: 29				RPI 51-100				RPI 101+			
RPI	S	Opponent	Score	RPI	S	Opponent	Score	RPI	S	Opponent	Score	RPI	S	Opponent	Score	RPI	S	Opponent	Score

Non-Div I Games:

California

■ Loss,
 Non-Conf, S Site,
 Home
 Away
 N Neutral

Average RPI Win:	317	WON-LOST	WINNING	LAST 10	STRENGTH OF	OPP. STRENGTH	TEAM	ADJ.	CONF.	ADJ CONF.
Average RPI Loss:	175	RECORD	PCT. RANK	GAMES	SCHEDULE	OF SCHEDULE	RPI	RPI	RPI	RPI
DIV. I ONLY	2- 3	207	2- 3	283	326	305	305	26	26	
DIV. I NON-CONF.	2- 3	210	2- 3	284	325	303	303	26	26	
TOTALS	RPI 1-25	RPI 26-50	W-L RECORDS	RPI 51-100	RPI 101-150	RPI 150+				
2- 3	0- 0	0- 0	OVERALL	0- 1	0- 1	2- 1				
1- 2	0- 0	0- 0	HOME	0- 0	0- 1	1- 1				
1- 1	0- 0	0- 0	AWAY	0- 1	0- 0	1- 0				
0- 0	0- 0	0- 0	NEUTRAL	0- 0	0- 0	0- 0				
2- 3	0- 0	0- 0	NON-CONFERENCE	0- 1	0- 1	2- 1				
1- 2	0- 0	0- 0	HOME	0- 0	0- 1	1- 1				
1- 1	0- 0	0- 0	AWAY	0- 1	0- 0	1- 0				
0- 0	0- 0	0- 0	NEUTRAL	0- 0	0- 0	0- 0				
0- 0	0- 0	0- 0	CONFERENCE	0- 0	0- 0	0- 0				
0- 0	0- 0	0- 0	HOME	0- 0	0- 0	0- 0				
0- 0	0- 0	0- 0	AWAY	0- 0	0- 0	0- 0				
0- 0	0- 0	0- 0	NEUTRAL	0- 0	0- 0	0- 0				

RPI 1-25			RPI 26-50			RPI 51-100			RPI 101+			Team's RPI: 305
RPI	S	Opponent	Score	RPI	S	Opponent	Score	RPI	S	Opponent	Score	
						79 A Mercer	60 76			148 H VCU	53 66	
										287 A Western Caro.	50 48	
										297 H ETSU	55 56	
										346 H N.C. Central	61 30	
LAST 12 Division I GAMES:												
346	H	N.C. Central	61 30	297	H	ETSU	55 56					
148	H	VCU	53 66	287	A	Western Caro.	50 48					
79	A	Mercer	60 76									

Non-Div I Games: St. Andrews 94 39

Campbell

Average RPI Win: 226	WON-LOST	WINNING	LAST 10	STRENGTH OF	OPP. STRENGTH	TEAM	ADJ.	CONF.	ADJ CONF.
Average RPI Loss: 174	RECORD	PCT. RANK	GAMES	SCHEDULE	OF SCHEDULE	RPI	RPI	RPI	RPI
DIV. I ONLY	2- 5	242	2- 5	300	184	317	317	20	20
DIV. I NON-CONF.	1- 4	281	1- 4	329	164	331	331	20	20
TOTALS	RPI 1-25	RPI 26-50	W-L RECORDS	RPI 51-100	RPI 101-150	RPI 150+			
2- 5	0- 0	0- 0	OVERALL	0- 2	0- 0	2- 3			
1- 4	0- 0	0- 0	HOME	0- 2	0- 0	1- 2			
1- 1	0- 0	0- 0	AWAY	0- 0	0- 0	1- 1			
0- 0	0- 0	0- 0	NEUTRAL	0- 0	0- 0	0- 0			
1- 4	0- 0	0- 0	NON-CONFERENCE	0- 1	0- 0	1- 3			
0- 3	0- 0	0- 0	HOME	0- 1	0- 0	0- 2			
1- 1	0- 0	0- 0	AWAY	0- 0	0- 0	1- 1			
0- 0	0- 0	0- 0	NEUTRAL	0- 0	0- 0	0- 0			
1- 1	0- 0	0- 0	CONFERENCE	0- 1	0- 0	1- 0			
1- 1	0- 0	0- 0	HOME	0- 1	0- 0	1- 0			
0- 0	0- 0	0- 0	AWAY	0- 0	0- 0	0- 0			
0- 0	0- 0	0- 0	NEUTRAL	0- 0	0- 0	0- 0			

RPI 1-25				RPI 26-50				RPI 51-100				RPI 101+ Team's RPI: 317			
RPI	S	Opponent	Score	RPI	S	Opponent	Score	RPI	S	Opponent	Score	RPI	S	Opponent	Score
								66	H	Lamar University	51 65	180	H	Akron	64 73
								95	H	Rider	70 71	206	A	St. Bonaventure	74 57
												246	H	Monmouth	74 54
												255	A	Saint Francis (PA)	74 95
												272	H	Northeastern	59 83
LAST 12 Division I GAMES:															
				246	H	Monmouth	74 54					255	A	Saint Francis (PA)	74 95
				95	H	Rider	70 71					180	H	Akron	64 73
				66	H	Lamar University	51 65					206	A	St. Bonaventure	74 57
												272	H	Northeastern	59 83

Non-Div I Games:

Canisius

Central Ark.

Through Games Of Dec. 7, 2016

Average RPI Win:	341	WON-LOST	WINNING	LAST 10	STRENGTH OF	OPP. STRENGTH	TEAM	ADJ.	CONF.	ADJ CONF.
Average RPI Loss:	27	RECORD	PCT. RANK	GAMES	SCHEDULE	OF SCHEDULE	RPI	RPI	RPI	RPI
DIV. I ONLY	2- 1	97	2- 1	346	51	244	244	27	27	
DIV. I NON-CONF.	2- 1	94	2- 1	346	52	245	245	27	27	
TOTALS	RPI 1-25	RPI 26-50	W-L RECORDS	RPI 51-100	RPI 101-150	RPI 150+				
2- 1	0- 0	0- 1	OVERALL	0- 0	0- 0	2- 0				
1- 0	0- 0	0- 0	HOME	0- 0	0- 0	1- 0				
1- 1	0- 0	0- 0	AWAY	0- 0	0- 0	1- 0				
0- 0	0- 0	0- 0	NEUTRAL	0- 0	0- 0	0- 0				
2- 1	0- 0	0- 1	NON-CONFERENCE	0- 0	0- 0	2- 0				
1- 0	0- 0	0- 0	HOME	0- 0	0- 0	1- 0				
1- 1	0- 0	0- 1	AWAY	0- 0	0- 0	1- 0				
0- 0	0- 0	0- 0	NEUTRAL	0- 0	0- 0	0- 0				
0- 0	0- 0	0- 0	CONFERENCE	0- 0	0- 0	0- 0				
0- 0	0- 0	0- 0	HOME	0- 0	0- 0	0- 0				
0- 0	0- 0	0- 0	AWAY	0- 0	0- 0	0- 0				
0- 0	0- 0	0- 0	NEUTRAL	0- 0	0- 0	0- 0				

RPI 1-25			RPI 26-50			RPI 51-100			RPI 101+			Team's RPI: 244
RPI	S	Opponent	Score	RPI	S	Opponent	Score	RPI	S	Opponent	Score	
27	A	Texas A&M	49 74					341	A	Alcorn	71 57	
								341	H	Alcorn	59 45	
LAST 12 Division I GAMES:												
27	A	Texas A&M	49 74	341	H	Alcorn	59 45	341	A	Alcorn	71 57	

Non-Div I Games: Crowley's Ridge 102 31 Williams Baptist 82 32 Hendrix 71 39

Central Ark.

Loss, Non-Conf, S Site, H Home A Away N Neutral

Average RPI Win:	303	WON-LOST	WINNING	LAST 10	STRENGTH OF	OPP. STRENGTH	TEAM	ADJ.	CONF.	ADJ CONF.
Average RPI Loss:	178	RECORD	PCT. RANK	GAMES	SCHEDULE	OF SCHEDULE	RPI	RPI	RPI	RPI
DIV. I ONLY	1- 7	315	1- 7	167	302	314	314	32	32	
DIV. I NON-CONF.	1- 7	314	1- 7	168	302	314	314	32	32	
TOTALS	RPI 1-25	RPI 26-50	W-L RECORDS	RPI 51-100	RPI 101-150	RPI 150+				
1- 7	0- 0	0- 1	OVERALL	0- 1	0- 0	1- 5				
1- 1	0- 0	0- 0	HOME	0- 0	0- 0	1- 1				
0- 5	0- 0	0- 1	AWAY	0- 1	0- 0	0- 3				
0- 1	0- 0	0- 0	NEUTRAL	0- 0	0- 0	0- 1				
1- 7	0- 0	0- 1	NON-CONFERENCE	0- 1	0- 0	1- 5				
1- 1	0- 0	0- 0	HOME	0- 0	0- 0	1- 1				
0- 5	0- 0	0- 1	AWAY	0- 1	0- 0	0- 3				
0- 1	0- 0	0- 0	NEUTRAL	0- 0	0- 0	0- 1				
0- 0	0- 0	0- 0	CONFERENCE	0- 0	0- 0	0- 0				
0- 0	0- 0	0- 0	HOME	0- 0	0- 0	0- 0				
0- 0	0- 0	0- 0	AWAY	0- 0	0- 0	0- 0				
0- 0	0- 0	0- 0	NEUTRAL	0- 0	0- 0	0- 0				

RPI S	Opponent	Score	RPI S	Opponent	Score	RPI S	Opponent	Score	RPI S	Opponent	Score	Team's RPI: 314
33	A Virginia Tech	47 81	86	A Syracuse	63 95	169	A Seton Hall	70 78	177	H Hartford	58 68	
						227	A Massachusetts	37 76	261	A Dartmouth	51 61	
						296	N San Diego St.	62 80	303	H Vermont	78 76	
LAST 12 Division I GAMES:												
33	A Virginia Tech	47 81	303	H Vermont	78 76							
86	A Syracuse	63 95	177	H Hartford	58 68							
296	N San Diego St.	62 80	261	A Dartmouth	51 61							
169	A Seton Hall	70 78										
227	A Massachusetts	37 76										

Non-Div I Games:

Central Conn. St.

Average RPI Win:	244	WON-LOST	WINNING	LAST 10	STRENGTH OF	OPP. STRENGTH	TEAM	ADJ.	CONF.	ADJ CONF.
Average RPI Loss:	72	RECORD	PCT. RANK	GAMES	SCHEDULE	OF SCHEDULE	RPI	RPI	RPI	RPI
DIV. I ONLY	6- 3	97	6- 3	327	16	193	193	12	12	
DIV. I NON-CONF.	6- 3	94	6- 3	326	15	196	196	12	12	
TOTALS	RPI 1-25	RPI 26-50	W-L RECORDS	RPI 51-100	RPI 101-150	RPI 150+				
6- 3	0- 1	0- 1	OVERALL	0- 0	0- 0	6- 1				
4- 1	0- 0	0- 1	HOME	0- 0	0- 0	4- 0				
0- 2	0- 1	0- 0	AWAY	0- 0	0- 0	0- 1				
2- 0	0- 0	0- 0	NEUTRAL	0- 0	0- 0	2- 0				
6- 3	0- 1	0- 1	NON-CONFERENCE	0- 0	0- 0	6- 1				
4- 1	0- 0	0- 1	HOME	0- 0	0- 0	4- 0				
0- 2	0- 1	0- 0	AWAY	0- 0	0- 0	0- 1				
2- 0	0- 0	0- 0	NEUTRAL	0- 0	0- 0	2- 0				
0- 0	0- 0	0- 0	CONFERENCE	0- 0	0- 0	0- 0				
0- 0	0- 0	0- 0	HOME	0- 0	0- 0	0- 0				
0- 0	0- 0	0- 0	AWAY	0- 0	0- 0	0- 0				
0- 0	0- 0	0- 0	NEUTRAL	0- 0	0- 0	0- 0				

RPI 1-25				RPI 26-50				RPI 51-100				RPI 101+ Team's RPI: 193			
RPI	S	Opponent	Score	RPI	S	Opponent	Score	RPI	S	Opponent	Score	RPI	S	Opponent	Score
2	A	Notre Dame	47 107	38	H	Elon	57 71					175	A	Purdue	51 62
												181	H	Loyola Chicago	95 57
												187	H	Oakland	70 67
												241	H	Furman	81 71
												271	H	Ill.-Chicago	77 55
												281	N	North Dakota St.	77 55
												304	N	Utah Valley	71 62
LAST 12 Division I GAMES:															
		281 N North Dakota St.	77 55			175 A Purdue	51 62								
		304 N Utah Valley	71 62			271 H Ill.-Chicago	77 55								
		187 H Oakland	70 67			181 H Loyola Chicago	95 57								
		38 H Elon	57 71												
		241 H Furman	81 71												
		2 A Notre Dame	47 107												

Non-Div I Games:

Central Mich.

■ Loss,
 ■ Non-Conf, S Site,
 ■ Home
 ■ Away
 N Neutral

Average RPI Win:	300	WON-LOST	WINNING	LAST 10	STRENGTH OF	OPP. STRENGTH	TEAM	ADJ.	CONF.	ADJ CONF.
Average RPI Loss:	36	RECORD	PCT. RANK	GAMES	SCHEDULE	OF SCHEDULE	RPI	RPI	RPI	RPI
DIV. I ONLY	2- 2	155	2- 2	118	256	106	106	26	26	
DIV. I NON-CONF.	2- 2	154	2- 2	118	256	103	103	26	26	
TOTALS	RPI 1-25	RPI 26-50	W-L RECORDS	RPI 51-100	RPI 101-150	RPI 150+				
2- 2	0- 0	0- 2	OVERALL	0- 0	0- 0	2- 0				
1- 0	0- 0	0- 0	HOME	0- 0	0- 0	1- 0				
1- 2	0- 0	0- 2	AWAY	0- 0	0- 0	1- 0				
0- 0	0- 0	0- 0	NEUTRAL	0- 0	0- 0	0- 0				
2- 2	0- 0	0- 2	NON-CONFERENCE	0- 0	0- 0	2- 0				
1- 0	0- 0	0- 0	HOME	0- 0	0- 0	1- 0				
1- 2	0- 0	0- 2	AWAY	0- 0	0- 0	1- 0				
0- 0	0- 0	0- 0	NEUTRAL	0- 0	0- 0	0- 0				
0- 0	0- 0	0- 0	CONFERENCE	0- 0	0- 0	0- 0				
0- 0	0- 0	0- 0	HOME	0- 0	0- 0	0- 0				
0- 0	0- 0	0- 0	AWAY	0- 0	0- 0	0- 0				
0- 0	0- 0	0- 0	NEUTRAL	0- 0	0- 0	0- 0				

RPI 1-25				RPI 26-50				RPI 51-100				RPI 101+Team's RPI: 106			
RPI	S	Opponent	Score	RPI	S	Opponent	Score	RPI	S	Opponent	Score	RPI	S	Opponent	Score
				32	A	North Carolina	77 93					268	H	South Carolina St.	67 62
				40	A	West Virginia	38 88					331	A	Lipscomb	67 52
LAST 12 Division I GAMES:															
												268	H	South Carolina St.	67 62
												331	A	Lipscomb	67 52
												32	A	North Carolina	77 93
												40	A	West Virginia	38 88

Average RPI Win: 178		WON-LOST	WINNING	LAST 10	STRENGTH OF	OPP. STRENGTH	TEAM	ADJ.	CONF.	ADJ CONF.
Average RPI Loss: 15		RECORD	PCT. RANK	GAMES	SCHEDULE	OF SCHEDULE	RPI	RPI	RPI	RPI
DIV. I ONLY		6- 3	97	6- 3	46	56	36	36	10	10
DIV. I NON-CONF.		6- 3	94	6- 3	46	57	37	37	10	10
TOTALS	RPI 1-25	RPI 26-50		W-L RECORDS		RPI 51-100	RPI 101-150	RPI 150+		
6- 3	0- 3	0- 0		OVERALL		2- 0	0- 0	4- 0		
3- 0	0- 0	0- 0		HOME		1- 0	0- 0	2- 0		
3- 1	0- 1	0- 0		AWAY		1- 0	0- 0	2- 0		
0- 2	0- 2	0- 0		NEUTRAL		0- 0	0- 0	0- 0		
6- 3	0- 3	0- 0		NON-CONFERENCE		2- 0	0- 0	4- 0		
3- 0	0- 0	0- 0		HOME		1- 0	0- 0	2- 0		
3- 1	0- 1	0- 0		AWAY		1- 0	0- 0	2- 0		
0- 2	0- 2	0- 0		NEUTRAL		0- 0	0- 0	0- 0		
0- 0	0- 0	0- 0		CONFERENCE		0- 0	0- 0	0- 0		
0- 0	0- 0	0- 0		HOME		0- 0	0- 0	0- 0		
0- 0	0- 0	0- 0		AWAY		0- 0	0- 0	0- 0		
0- 0	0- 0	0- 0		NEUTRAL		0- 0	0- 0	0- 0		

RPI 1-25						Team's RPI: 36		RPI 51-100				RPI 101+			
RPI	S	Opponent	Score	RPI	S	Opponent	Score	RPI	S	Opponent	Score	RPI	S	Opponent	Score
11	N	Boise St.	65 68					65	A	Duquesne	77 63	171	A	Pittsburgh	70 63
15	N	Utah	68 81					90	H	East Carolina	79 64	194	A	Col. of Charleston	62 49
20	A	Miami (FL)	46 80									251	H	Wisconsin	63 48
												295	H	Presbyterian	71 63
LAST 12 Division I GAMES:															
				90	H	East Carolina	79 64	65	A	Duquesne	77 63				
				11	N	Boise St.	65 68	171	A	Pittsburgh	70 63				
				15	N	Utah	68 81	251	H	Wisconsin	63 48				
				295	H	Presbyterian	71 63								
				20	A	Miami (FL)	46 80								
				194	A	Col. of Charleston	62 49								

Non-Div I Games:

Charlotte

Loss, Non-Conf, S Site, H Home A Away N Neutral

Chattanooga

Through Games Of Dec. 7, 2016

Average RPI Win:	240	WON-LOST	WINNING	LAST 10	STRENGTH OF	OPP. STRENGTH	TEAM	ADJ.	CONF.	ADJ CONF.
Average RPI Loss:	47	RECORD	PCT. RANK	GAMES	SCHEDULE	OF SCHEDULE	RPI	RPI	RPI	RPI
DIV. I ONLY	5- 6	185	4- 6	113	63	132	132	22	22	
DIV. I NON-CONF.	5- 6	185	5- 6	113	64	132	132	22	22	
TOTALS	RPI 1-25	RPI 26-50	W-L RECORDS	RPI 51-100	RPI 101-150	RPI 150+				
5- 6	0- 2	0- 1	OVERALL	0- 2	1- 1	4- 0				
1- 3	0- 1	0- 1	HOME	0- 1	1- 0	0- 0				
2- 2	0- 1	0- 0	AWAY	0- 1	0- 0	2- 0				
2- 1	0- 0	0- 0	NEUTRAL	0- 0	0- 1	2- 0				
5- 6	0- 2	0- 1	NON-CONFERENCE	0- 2	1- 1	4- 0				
1- 3	0- 1	0- 1	HOME	0- 1	1- 0	0- 0				
2- 2	0- 1	0- 0	AWAY	0- 1	0- 0	2- 0				
2- 1	0- 0	0- 0	NEUTRAL	0- 0	0- 1	2- 0				
0- 0	0- 0	0- 0	CONFERENCE	0- 0	0- 0	0- 0				
0- 0	0- 0	0- 0	HOME	0- 0	0- 0	0- 0				
0- 0	0- 0	0- 0	AWAY	0- 0	0- 0	0- 0				
0- 0	0- 0	0- 0	NEUTRAL	0- 0	0- 0	0- 0				

RPI 1-25				RPI 26-50				RPI 51-100				RPI 101+ Team's RPI: 132			
RPI	S	Opponent	Score	RPI	S	Opponent	Score	RPI	S	Opponent	Score	RPI	S	Opponent	Score
1	A	UConn	43 80	31	H	Florida	61 72	57	A	Louisville	47 63	105	N	Maine	39 49
5	H	Green Bay	55 71					82	H	Indiana	76 79	139	H	Stetson	66 55
												207	A	Rutgers	66 53
												250	A	UT Martin	80 60
												293	N	Bowling Green	54 49
												310	N	Lafayette	68 43
LAST 12 Division I GAMES:															
57	A	Louisville	47 63	139	H	Stetson	66 55	293	N	Bowling Green	54 49	250	A	UT Martin	80 60
310	N	Lafayette	68 43	1	A	UConn	43 80	82	H	Indiana	76 79	105	N	Maine	39 49
82	H	Indiana	76 79	5	H	Green Bay	55 71	31	H	Florida	61 72	5	H	Green Bay	55 71
31	H	Florida	61 72					207	A	Rutgers	66 53				
207	A	Rutgers	66 53												

Non-Div I Games:

Chattanooga

■ Loss,
 ■ Non-Conf,
 S Site,
 ■ Home
 ■ Away
 N Neutral

Average RPI Win: 0				Through Games of Dec. 17, 1918							
WON-LOST		WINNING	LAST 10	STRENGTH OF	OPP. STRENGTH	TEAM	ADJ.	CONF.	ADJ CONF.		
RECORD		PCT. RANK	GAMES	SCHEDULE	OF SCHEDULE	RPI	RPI	RPI	RPI		
DIV. I ONLY		0- 8	324	0- 8	57	323	294	294	31	31	
DIV. I NON-CONF.		0- 8	323	0- 8	58	322	293	293	31	31	

TOTALS		RPI 1-25		RPI 26-50		W-L RECORDS		RPI 51-100		RPI 101-150	RPI 150+
0- 8		0- 1		0- 1		OVERALL		0- 0		0- 1	0- 5
0- 3		0- 0		0- 0		HOME		0- 0		0- 0	0- 3
0- 5		0- 1		0- 1		AWAY		0- 0		0- 1	0- 2
0- 0		0- 0		0- 0		NEUTRAL		0- 0		0- 0	0- 0
0- 8		0- 1		0- 1		NON-CONFERENCE		0- 0		0- 1	0- 5
0- 3		0- 0		0- 0		HOME		0- 0		0- 0	0- 3
0- 5		0- 1		0- 1		AWAY		0- 0		0- 1	0- 2
0- 0		0- 0		0- 0		NEUTRAL		0- 0		0- 0	0- 0
0- 0		0- 0		0- 0		CONFERENCE		0- 0		0- 0	0- 0
0- 0		0- 0		0- 0		HOME		0- 0		0- 0	0- 0
0- 0		0- 0		0- 0		AWAY		0- 0		0- 0	0- 0
0- 0		0- 0		0- 0		NEUTRAL		0- 0		0- 0	0- 0

RPI 1-25			
RPI	S	Opponent	Score
9	A	Kansas St.	33 83
RPI 26-50			
RPI	S	Opponent	Score
46	A	Northwestern	42 75
RPI 51-100			
RPI	S	Opponent	Score
RPI 101+			
RPI	S	Opponent	Score
129	A	Northern Ill.	85 94
173	H	Wright St.	65 71
187	H	Oakland	60 80
212	A	Ball St.	53 88
236	A	Morehead St.	55 63
284	H	Valparaiso	51 53
Team's RPI: 294			
LAST 12 Division I GAMES:			
284	H	Valparaiso	51 53
9	A	Kansas St.	33 83
46	A	Northwestern	42 75
212	A	Ball St.	53 88
187	H	Oakland	60 80
236	A	Morehead St.	55 63
129	A	Northern Ill.	85 94
173	H	Wright St.	65 71

Non-Div I Games:

Chicago St.

Loss, Non-Conf, S Site, H Home A Away N Neutral

Average RPI Win:	263	WON-LOST	WINNING	LAST 10	STRENGTH OF	OPP. STRENGTH	TEAM	ADJ.	CONF.	ADJ CONF.
Average RPI Loss:	102	RECORD	PCT. RANK	GAMES	SCHEDULE	OF SCHEDULE	RPI	RPI	RPI	RPI
DIV. I ONLY	6- 2	57	6- 2	329	134	185	185	7	7	
DIV. I NON-CONF.	6- 2	57	6- 2	328	136	187	187	7	7	
TOTALS	RPI 1-25	RPI 26-50	W-L RECORDS	RPI 51-100	RPI 101-150	RPI 150+				
6- 2	0- 0	0- 0	OVERALL	0- 1	0- 1	6- 0				
3- 1	0- 0	0- 0	HOME	0- 0	0- 1	3- 0				
3- 1	0- 0	0- 0	AWAY	0- 1	0- 0	3- 0				
0- 0	0- 0	0- 0	NEUTRAL	0- 0	0- 0	0- 0				
6- 2	0- 0	0- 0	NON-CONFERENCE	0- 1	0- 1	6- 0				
3- 1	0- 0	0- 0	HOME	0- 0	0- 1	3- 0				
3- 1	0- 0	0- 0	AWAY	0- 1	0- 0	3- 0				
0- 0	0- 0	0- 0	NEUTRAL	0- 0	0- 0	0- 0				
0- 0	0- 0	0- 0	CONFERENCE	0- 0	0- 0	0- 0				
0- 0	0- 0	0- 0	HOME	0- 0	0- 0	0- 0				
0- 0	0- 0	0- 0	AWAY	0- 0	0- 0	0- 0				
0- 0	0- 0	0- 0	NEUTRAL	0- 0	0- 0	0- 0				

RPI 1-25				RPI 26-50				RPI 51-100				RPI 101+				Team's RPI: 185	
RPI	S	Opponent	Score	RPI	S	Opponent	Score	RPI	S	Opponent	Score	RPI	S	Opponent	Score		
								74	A	Ohio St.	38	80	130	H	Indiana St.	55	63
												195	H	Howard	66	56	
												216	A	Miami (OH)	49	43	
												258	A	Southeast Mo. St.	83	75	
												286	H	Ark.-Pine Bluff	72	42	
												293	A	Bowling Green	68	58	
												328	H	Tennessee Tech	60	38	
LAST 12 Division I GAMES:																	
				74	A	Ohio St.	38	80	216	A	Miami (OH)	49	43				
				328	H	Tennessee Tech	60	38	130	H	Indiana St.	55	63				
				286	H	Ark.-Pine Bluff	72	42	293	A	Bowling Green	68	58				
				195	H	Howard	66	56	258	A	Southeast Mo. St.	83	75				

Non-Div I Games:

Cincinnati

Average RPI Win:	204	WON-LOST	WINNING	LAST 10	STRENGTH OF	OPP. STRENGTH	TEAM	ADJ.	CONF.	ADJ CONF.
Average RPI Loss:	0	RECORD	PCT. RANK	GAMES	SCHEDULE	OF SCHEDULE	RPI	RPI	RPI	RPI
DIV. I ONLY	8- 0	1	8- 0	286	99	77	77	3	3	
DIV. I NON-CONF.	8- 0	1	8- 0	287	101	77	77	3	3	
TOTALS	RPI 1-25	RPI 26-50	W-L RECORDS	RPI 51-100	RPI 101-150	RPI 150+				
8- 0	0- 0	0- 0	OVERALL	0- 0	1- 0	7- 0				
5- 0	0- 0	0- 0	HOME	0- 0	1- 0	4- 0				
1- 0	0- 0	0- 0	AWAY	0- 0	0- 0	1- 0				
2- 0	0- 0	0- 0	NEUTRAL	0- 0	0- 0	2- 0				
8- 0	0- 0	0- 0	NON-CONFERENCE	0- 0	1- 0	7- 0				
5- 0	0- 0	0- 0	HOME	0- 0	1- 0	4- 0				
1- 0	0- 0	0- 0	AWAY	0- 0	0- 0	1- 0				
2- 0	0- 0	0- 0	NEUTRAL	0- 0	0- 0	2- 0				
0- 0	0- 0	0- 0	CONFERENCE	0- 0	0- 0	0- 0				
0- 0	0- 0	0- 0	HOME	0- 0	0- 0	0- 0				
0- 0	0- 0	0- 0	AWAY	0- 0	0- 0	0- 0				
0- 0	0- 0	0- 0	NEUTRAL	0- 0	0- 0	0- 0				

RPI 1-25				RPI 26-50				RPI 51-100				Team's RPI: 77		RPI 101+			
RPI	S	Opponent	Score	RPI	S	Opponent	Score	RPI	S	Opponent	Score			RPI	S	Opponent	Score
														105	H	Maine	69 61
														170	H	Ga. Southern	58 47
														173	N	Wright St.	75 51
														181	N	Loyola Chicago	61 40
														222	H	Louisiana Tech	78 67
														246	A	Monmouth	60 47
														249	H	Coastal Caro.	64 57
														287	H	Western Caro.	78 63
LAST 12 Division I GAMES:																	
				181	N	Loyola Chicago	61 40					105	H	Maine		69 61	
				222	H	Louisiana Tech	78 67					173	N	Wright St.		75 51	
				246	A	Monmouth	60 47										
				170	H	Ga. Southern	58 47										
				287	H	Western Caro.	78 63										
				249	H	Coastal Caro.	64 57										

Non-Div I Games:

Clemson

Average RPI Win:	273	WON-LOST	WINNING	LAST 10	STRENGTH OF	OPP. STRENGTH	TEAM	ADJ.	CONF.	ADJ CONF.
Average RPI Loss:	82	RECORD	PCT. RANK	GAMES	SCHEDULE	OF SCHEDULE	RPI	RPI	RPI	RPI
DIV. I ONLY	3- 4	195	3- 4	134	176	147	147	18	18	
DIV. I NON-CONF.	3- 4	195	3- 4	134	177	149	149	18	18	
TOTALS	RPI 1-25	RPI 26-50	W-L RECORDS	RPI 51-100	RPI 101-150	RPI 150+				
3- 4	0- 0	0- 0	OVERALL	0- 3	0- 1	3- 0				
0- 2	0- 0	0- 0	HOME	0- 1	0- 1	0- 0				
2- 2	0- 0	0- 0	AWAY	0- 2	0- 0	2- 0				
1- 0	0- 0	0- 0	NEUTRAL	0- 0	0- 0	1- 0				
3- 4	0- 0	0- 0	NON-CONFERENCE	0- 3	0- 1	3- 0				
0- 2	0- 0	0- 0	HOME	0- 1	0- 1	0- 0				
2- 2	0- 0	0- 0	AWAY	0- 2	0- 0	2- 0				
1- 0	0- 0	0- 0	NEUTRAL	0- 0	0- 0	1- 0				
0- 0	0- 0	0- 0	CONFERENCE	0- 0	0- 0	0- 0				
0- 0	0- 0	0- 0	HOME	0- 0	0- 0	0- 0				
0- 0	0- 0	0- 0	AWAY	0- 0	0- 0	0- 0				
0- 0	0- 0	0- 0	NEUTRAL	0- 0	0- 0	0- 0				

RPI 1-25			RPI 26-50			RPI 51-100			RPI 101+			Team's RPI: 147
RPI	S	Opponent	Score	RPI	S	Opponent	Score	RPI	S	Opponent	Score	
						64 H Niagara	49 67	114 H Toledo		59 92		
						74 A Ohio St.	78 96	231 N Richmond		69 65		
						76 A Navy	63 88	270 A Evansville		66 62		
								319 A Eastern Ill.		66 56		
LAST 12 Division I GAMES:												
						270 A Evansville	66 62	319 A Eastern Ill.		66 56		
								231 N Richmond		69 65		
								76 A Navy		63 88		
								64 H Niagara		49 67		
								114 H Toledo		59 92		
								74 A Ohio St.		78 96		

Non-Div I Games: Lake Erie 65 42

Cleveland St.

Average RPI Win:	345	WON-LOST	WINNING	LAST 10	STRENGTH OF	OPP. STRENGTH	TEAM	ADJ.	CONF.	ADJ CONF.
Average RPI Loss:	160	RECORD	PCT. RANK	GAMES	SCHEDULE	OF SCHEDULE	RPI	RPI	RPI	RPI
DIV. I ONLY	2- 3	207	2- 3	266	338	249	249	16	16	
DIV. I NON-CONF.	2- 3	210	2- 3	267	338	249	249	16	16	
TOTALS	RPI 1-25	RPI 26-50	W-L RECORDS	RPI 51-100	RPI 101-150	RPI 150+				
2- 3	0- 0	0- 0	OVERALL	0- 1	0- 0	2- 2				
1- 0	0- 0	0- 0	HOME	0- 0	0- 0	1- 0				
1- 3	0- 0	0- 0	AWAY	0- 1	0- 0	1- 2				
0- 0	0- 0	0- 0	NEUTRAL	0- 0	0- 0	0- 0				
2- 3	0- 0	0- 0	NON-CONFERENCE	0- 1	0- 0	2- 2				
1- 0	0- 0	0- 0	HOME	0- 0	0- 0	1- 0				
1- 3	0- 0	0- 0	AWAY	0- 1	0- 0	1- 2				
0- 0	0- 0	0- 0	NEUTRAL	0- 0	0- 0	0- 0				
0- 0	0- 0	0- 0	CONFERENCE	0- 0	0- 0	0- 0				
0- 0	0- 0	0- 0	HOME	0- 0	0- 0	0- 0				
0- 0	0- 0	0- 0	AWAY	0- 0	0- 0	0- 0				
0- 0	0- 0	0- 0	NEUTRAL	0- 0	0- 0	0- 0				

RPI 1-25			RPI 26-50			RPI 51-100			RPI 101+			Team's RPI: 249
RPI	S	Opponent	Score	RPI	S	Opponent	Score	RPI	S	Opponent	Score	
						77 A Clemson	57 64	200 A Marshall		66 84		
								204 A Wofford		62 67		
								344 A Fort Wayne		72 57		
								346 H N.C. Central		66 50		
LAST 12 Division I GAMES:												
						204 A Wofford	62 67					
						344 A Fort Wayne	72 57					
						200 A Marshall	66 84					
						346 H N.C. Central	66 50					
						77 A Clemson	57 64					

Non-Div I Games: Pfeiffer 91 49 Catawba 58 63

Coastal Caro.

Average RPI Win:	284	WON-LOST	WINNING	LAST 10	STRENGTH OF	OPP. STRENGTH	TEAM	ADJ.	CONF.	ADJ CONF.
Average RPI Loss:	91	RECORD	PCT. RANK	GAMES	SCHEDULE	OF SCHEDULE	RPI	RPI	RPI	RPI
DIV. I ONLY	2- 5	242	2- 5	144	152	194	194	8	8	
DIV. I NON-CONF.	2- 5	243	2- 5	144	153	197	197	8	8	
TOTALS	RPI 1-25	RPI 26-50	W-L RECORDS	RPI 51-100	RPI 101-150	RPI 150+				
2- 5	0- 0	0- 3	OVERALL	0- 0	0- 1	2- 1				
0- 3	0- 0	0- 2	HOME	0- 0	0- 1	0- 0				
2- 2	0- 0	0- 1	AWAY	0- 0	0- 0	2- 1				
0- 0	0- 0	0- 0	NEUTRAL	0- 0	0- 0	0- 0				
2- 5	0- 0	0- 3	NON-CONFERENCE	0- 0	0- 1	2- 1				
0- 3	0- 0	0- 2	HOME	0- 0	0- 1	0- 0				
2- 2	0- 0	0- 1	AWAY	0- 0	0- 0	2- 1				
0- 0	0- 0	0- 0	NEUTRAL	0- 0	0- 0	0- 0				
0- 0	0- 0	0- 0	CONFERENCE	0- 0	0- 0	0- 0				
0- 0	0- 0	0- 0	HOME	0- 0	0- 0	0- 0				
0- 0	0- 0	0- 0	AWAY	0- 0	0- 0	0- 0				
0- 0	0- 0	0- 0	NEUTRAL	0- 0	0- 0	0- 0				

RPI 1-25				RPI 26-50				RPI 51-100				RPI 101+				Team's RPI: 194	
RPI	S	Opponent	Score	RPI	S	Opponent	Score	RPI	S	Opponent	Score	RPI	S	Opponent	Score		
				33	H	Virginia Tech	61 71					138	H	North Florida	47 60		
				36	H	Charlotte	49 62					198	A	Houston	63 79		
				49	A	North Carolina St.	47 91					235	A	Appalachian St.	65 62		
												333	A	Winthrop	95 64		
LAST 12 Division I GAMES:																	
				36	H	Charlotte	49 62			198	A	Houston	63 79				
										138	H	North Florida	47 60				
										235	A	Appalachian St.	65 62				
										33	H	Virginia Tech	61 71				
										49	A	North Carolina St.	47 91				
										333	A	Winthrop	95 64				

Non-Div I Games:

Col. of Charleston

■ Loss,
 ■ Non-Conf,
 ■ S Site,
 ■ H Home
 ■ A Away
 N Neutral

Average RPI Win:	199	WON-LOST	WINNING	LAST 10	STRENGTH OF	OPP. STRENGTH	TEAM	ADJ.	CONF.	ADJ CONF.
Average RPI Loss:	172	RECORD	PCT. RANK	GAMES	SCHEDULE	OF SCHEDULE	RPI	RPI	RPI	RPI
DIV. I ONLY	1- 6	299	1- 6	111	280	229	229	24	24	
DIV. I NON-CONF.	1- 6	298	1- 6	111	281	230	230	24	24	
TOTALS	RPI 1-25	RPI 26-50	W-L RECORDS	RPI 51-100	RPI 101-150	RPI 150+				
1- 6	0- 0	0- 0	OVERALL	0- 1	0- 1	1- 4				
0- 1	0- 0	0- 0	HOME	0- 0	0- 1	0- 0				
1- 5	0- 0	0- 0	AWAY	0- 1	0- 0	1- 4				
0- 0	0- 0	0- 0	NEUTRAL	0- 0	0- 0	0- 0				
1- 6	0- 0	0- 0	NON-CONFERENCE	0- 1	0- 1	1- 4				
0- 1	0- 0	0- 0	HOME	0- 0	0- 1	0- 0				
1- 5	0- 0	0- 0	AWAY	0- 1	0- 0	1- 4				
0- 0	0- 0	0- 0	NEUTRAL	0- 0	0- 0	0- 0				
0- 0	0- 0	0- 0	CONFERENCE	0- 0	0- 0	0- 0				
0- 0	0- 0	0- 0	HOME	0- 0	0- 0	0- 0				
0- 0	0- 0	0- 0	AWAY	0- 0	0- 0	0- 0				
0- 0	0- 0	0- 0	NEUTRAL	0- 0	0- 0	0- 0				

RPI 1-25				RPI 26-50				RPI 51-100				RPI 101+ Team's RPI: 229					
RPI	S	Opponent	Score	RPI	S	Opponent	Score	RPI	S	Opponent	Score	RPI	S	Opponent	Score		
								87	A	Providence	85	92	124	H	Cornell	57	70
												175	A	Purdue	51	71	
												186	A	Columbia	67	75	
												199	A	Brown	67	62	
												206	A	St. Bonaventure	57	70	
												252	A	Siena	63	71	
LAST 12 Division I GAMES:																	
				175	A	Purdue	51	71	206	A	St. Bonaventure	57	70				
				186	A	Columbia	67	75	87	A	Providence	85	92				
				252	A	Siena	63	71									
				199	A	Brown	67	62									
				124	H	Cornell	57	70									

Non-Div I Games:

Colgate

Average RPI Win:	177	WON-LOST	WINNING	LAST 10	STRENGTH OF	OPP. STRENGTH	TEAM	ADJ.	CONF.	ADJ CONF.
Average RPI Loss:	0	RECORD	PCT. RANK	GAMES	SCHEDULE	OF SCHEDULE	RPI	RPI	RPI	RPI
DIV. I ONLY	8- 0	1	8- 0	244	28	43	43	2	2	
DIV. I NON-CONF.	8- 0	1	8- 0	245	28	44	44	2	2	
TOTALS	RPI 1-25	RPI 26-50	W-L RECORDS	RPI 51-100	RPI 101-150	RPI 150+				
8- 0	1- 0	0- 0	OVERALL	1- 0	1- 0	5- 0				
6- 0	1- 0	0- 0	HOME	1- 0	0- 0	4- 0				
2- 0	0- 0	0- 0	AWAY	0- 0	1- 0	1- 0				
0- 0	0- 0	0- 0	NEUTRAL	0- 0	0- 0	0- 0				
8- 0	1- 0	0- 0	NON-CONFERENCE	1- 0	1- 0	5- 0				
6- 0	1- 0	0- 0	HOME	1- 0	0- 0	4- 0				
2- 0	0- 0	0- 0	AWAY	0- 0	1- 0	1- 0				
0- 0	0- 0	0- 0	NEUTRAL	0- 0	0- 0	0- 0				
0- 0	0- 0	0- 0	CONFERENCE	0- 0	0- 0	0- 0				
0- 0	0- 0	0- 0	HOME	0- 0	0- 0	0- 0				
0- 0	0- 0	0- 0	AWAY	0- 0	0- 0	0- 0				
0- 0	0- 0	0- 0	NEUTRAL	0- 0	0- 0	0- 0				

RPI 1-25				Team's RPI: 43		RPI 51-100				RPI 101+			
RPI	S	Opponent	Score	RPI	S	Opponent	Score	RPI	S	Opponent	Score	RPI	S
6	H	Kentucky	79 69					75	H	SMU	67 50	103	A
										Northern Colo.	83 62		
										Idaho St.	85 56		
										Air Force	95 68		
										Southeastern La.	112 54		
										North Dakota St.	76 59		
										St. Francis Brooklyn	81 54		
LAST 12 Division I GAMES:													
281	A	North Dakota St.	76 59	174	H	Idaho St.	85 56						
6	H	Kentucky	79 69	244	H	Southeastern La.	112 54						
213	H	Air Force	95 68	75	H	SMU	67 50						
103	A	Northern Colo.	83 62	321	H	St. Francis Brooklyn	81 54						

Non-Div I Games:

Colorado

■ Loss,
 ■ Non-Conf, S Site,
 ■ Home
 ■ Away
 N Neutral

Average RPI Win: 212		WON-LOST	WINNING	LAST 10	STRENGTH OF	OPP. STRENGTH	TEAM	ADJ.	CONF.	ADJ CONF.
Average RPI Loss: 65		RECORD	PCT. RANK	GAMES	SCHEDULE	OF SCHEDULE	RPI	RPI	RPI	RPI
DIV. I ONLY		4- 3	133	4- 3	146	66	116	116	9	9
DIV. I NON-CONF.		4- 3	135	4- 3	146	67	115	115	9	9
TOTALS	RPI 1-25	RPI 26-50		W-L RECORDS		RPI 51-100	RPI 101-150	RPI 150+		
4- 3	0- 0	0- 2		OVERALL		0- 0	1- 1	3- 0		
4- 0	0- 0	0- 0		HOME		0- 0	1- 0	3- 0		
0- 3	0- 0	0- 1		AWAY		0- 0	0- 1	0- 0		
0- 0	0- 0	0- 0		NEUTRAL		0- 0	0- 0	0- 0		
4- 3	0- 0	0- 2		NON-CONFERENCE		0- 0	1- 1	3- 0		
4- 0	0- 0	0- 0		HOME		0- 0	1- 0	3- 0		
0- 3	0- 0	0- 2		AWAY		0- 0	0- 1	0- 0		
0- 0	0- 0	0- 0		NEUTRAL		0- 0	0- 0	0- 0		
0- 0	0- 0	0- 0		CONFERENCE		0- 0	0- 0	0- 0		
0- 0	0- 0	0- 0		HOME		0- 0	0- 0	0- 0		
0- 0	0- 0	0- 0		AWAY		0- 0	0- 0	0- 0		
0- 0	0- 0	0- 0		NEUTRAL		0- 0	0- 0	0- 0		

RPI 1-25				RPI 26-50				RPI 51-100				RPI 101+ Team's RPI: 116			
RPI	S	Opponent	Score	RPI	S	Opponent	Score	RPI	S	Opponent	Score	RPI	S	Opponent	Score
				26	A	Washington	68 101					103	H	Northern Colo.	58 47
				35	A	Oklahoma	55 70					135	A	Nebraska	59 62
												191	H	Omaha	69 42
												244	H	Southeastern La.	77 31
												311	H	Denver	76 49
LAST 12 Division I GAMES:															
				103	H	Northern Colo.	58 47					311	H	Denver	76 49
				244	H	Southeastern La.	77 31					35	A	Oklahoma	55 70
												135	A	Nebraska	59 62
												26	A	Washington	68 101
												191	H	Omaha	69 42

Non-Div I Games:	Adams St.	76	29
------------------	-----------	----	----

Colorado St.

■ Loss, ■ Non-Conf, S Site, H Home A Away N Neutral

Average RPI Win:	238	WON-LOST	WINNING	LAST 10	STRENGTH OF	OPP. STRENGTH	TEAM	ADJ.	CONF.	ADJ CONF.
Average RPI Loss:	255	RECORD	PCT. RANK	GAMES	SCHEDULE	OF SCHEDULE	RPI	RPI	RPI	RPI
DIV. I ONLY	6- 2	57	6- 2	325	220	186	186	17	17	
DIV. I NON-CONF.	6- 2	57	6- 2	324	220	188	188	17	17	
TOTALS	RPI 1-25	RPI 26-50	W-L RECORDS	RPI 51-100	RPI 101-150	RPI 150+				
6- 2	0- 0	0- 0	OVERALL	1- 0	0- 0	5- 2				
3- 1	0- 0	0- 0	HOME	1- 0	0- 0	2- 1				
3- 1	0- 0	0- 0	AWAY	0- 0	0- 0	3- 1				
0- 0	0- 0	0- 0	NEUTRAL	0- 0	0- 0	0- 0				
6- 2	0- 0	0- 0	NON-CONFERENCE	1- 0	0- 0	5- 2				
3- 1	0- 0	0- 0	HOME	1- 0	0- 0	2- 1				
3- 1	0- 0	0- 0	AWAY	0- 0	0- 0	3- 1				
0- 0	0- 0	0- 0	NEUTRAL	0- 0	0- 0	0- 0				
0- 0	0- 0	0- 0	CONFERENCE	0- 0	0- 0	0- 0				
0- 0	0- 0	0- 0	HOME	0- 0	0- 0	0- 0				
0- 0	0- 0	0- 0	AWAY	0- 0	0- 0	0- 0				
0- 0	0- 0	0- 0	NEUTRAL	0- 0	0- 0	0- 0				

RPI 1-25			RPI 26-50			RPI 51-100			RPI 101+			Team's RPI: 186
RPI	S	Opponent	Score	RPI	S	Opponent	Score	RPI	S	Opponent	Score	
						87	H Providence	66 64	229	H Colgate	75 67	
									231	A Richmond	65 58	
									234	A Stony Brook	53 55	
									255	A Saint Francis (PA)	84 77	
									275	H UMBC	56 67	
									299	A Loyola Maryland	65 53	
									327	H UMass Lowell	76 57	
LAST 12 Division I GAMES:												
327	H	UMass Lowell	76 57	87	H	Providence	66 64	275	H	UMBC	56 67	
299	A	Loyola Maryland	65 53									
229	H	Colgate	75 67									
234	A	Stony Brook	53 55									
255	A	Saint Francis (PA)	84 77									
231	A	Richmond	65 58									

Non-Div I Games:

Columbia

■ Loss,
 ■ Non-Conf, S Site,
 ■ Home
 ■ Away
 N Neutral

Average RPI Win:	0	WON-LOST	WINNING	LAST 10	STRENGTH OF	OPP. STRENGTH	TEAM	ADJ.	CONF.	ADJ CONF.
Average RPI Loss:	118	RECORD	PCT. RANK	GAMES	SCHEDULE	OF SCHEDULE	RPI	RPI	RPI	RPI
DIV. I ONLY	0- 8	324	0- 8	44	242	256	256	33	33	
DIV. I NON-CONF.	0- 8	323	0- 8	44	242	255	255	33	33	
TOTALS	RPI 1-25	RPI 26-50	W-L RECORDS	RPI 51-100	RPI 101-150	RPI 150+				
0- 8	0- 0	0- 2	OVERALL	0- 3	0- 2	0- 1				
0- 1	0- 0	0- 1	HOME	0- 0	0- 0	0- 0				
0- 7	0- 0	0- 1	AWAY	0- 3	0- 2	0- 1				
0- 0	0- 0	0- 0	NEUTRAL	0- 0	0- 0	0- 0				
0- 8	0- 0	0- 2	NON-CONFERENCE	0- 3	0- 2	0- 1				
0- 1	0- 0	0- 1	HOME	0- 0	0- 0	0- 0				
0- 7	0- 0	0- 1	AWAY	0- 3	0- 2	0- 1				
0- 0	0- 0	0- 0	NEUTRAL	0- 0	0- 0	0- 0				
0- 0	0- 0	0- 0	CONFERENCE	0- 0	0- 0	0- 0				
0- 0	0- 0	0- 0	HOME	0- 0	0- 0	0- 0				
0- 0	0- 0	0- 0	AWAY	0- 0	0- 0	0- 0				
0- 0	0- 0	0- 0	NEUTRAL	0- 0	0- 0	0- 0				

RPI S	Opponent	Score	RPI S	Opponent	Score	RPI S	Opponent	Score	RPI S	Opponent	Score	Team's RPI: 256
28	H SFA	57 72	86	A Syracuse	30 76	133	A Towson	65 69				
40	A West Virginia	39 69	88	A George Washington	46 77	148	A VCU	44 73				
			100	A Virginia	40 103	324	A Mt. St. Mary's	48 54				
LAST 12 Division I GAMES:												
88	A George Washington	46 77	86	A Syracuse	30 76							
100	A Virginia	40 103	133	A Towson	65 69							
148	A VCU	44 73	324	A Mt. St. Mary's	48 54							
			28	H SFA	57 72							
			40	A West Virginia	39 69							

Non-Div I Games:

Coppin St.

Average RPI Win: 224	WON-LOST	WINNING	LAST 10	STRENGTH OF	OPP. STRENGTH	TEAM	ADJ.	CONF.	ADJ CONF.
Average RPI Loss: 110	RECORD	PCT. RANK	GAMES	SCHEDULE	OF SCHEDULE	RPI	RPI	RPI	RPI
DIV. I ONLY	5- 3	116	5- 3	165	195	124	124	17	17
DIV. I NON-CONF.	5- 3	115	5- 3	166	196	124	124	17	17
TOTALS	RPI 1-25	RPI 26-50	W-L RECORDS	RPI 51-100	RPI 101-150	RPI 150+			
5- 3	0- 1	0- 0	OVERALL	0- 0	1- 1	4- 1			
3- 1	0- 1	0- 0	HOME	0- 0	1- 0	2- 0			
2- 2	0- 0	0- 0	AWAY	0- 0	0- 1	2- 1			
0- 0	0- 0	0- 0	NEUTRAL	0- 0	0- 0	0- 0			
5- 3	0- 1	0- 0	NON-CONFERENCE	0- 0	1- 1	4- 1			
3- 1	0- 1	0- 0	HOME	0- 0	1- 0	2- 0			
2- 2	0- 0	0- 0	AWAY	0- 0	0- 1	2- 1			
0- 0	0- 0	0- 0	NEUTRAL	0- 0	0- 0	0- 0			
0- 0	0- 0	0- 0	CONFERENCE	0- 0	0- 0	0- 0			
0- 0	0- 0	0- 0	HOME	0- 0	0- 0	0- 0			
0- 0	0- 0	0- 0	AWAY	0- 0	0- 0	0- 0			
0- 0	0- 0	0- 0	NEUTRAL	0- 0	0- 0	0- 0			

RPI 1-25				RPI 26-50			RPI 51-100			RPI 101+			Team's RPI: 124
RPI	S	Opponent	Score	RPI	S	Opponent	Score	RPI	S	Opponent	Score		
25	H	Drexel	53 63							133	A	Towson	63 68
										141	H	New Hampshire	61 56
										171	A	Pittsburgh	44 56
										195	H	Howard	67 55
										229	A	Colgate	70 57
										255	A	Saint Francis (PA)	78 72
										299	H	Loyola Maryland	58 50
LAST 12 Division I GAMES:													
25	H	Drexel	53 63	195	H	Howard	67 55						
255	A	Saint Francis (PA)	78 72	133	A	Towson	63 68						
171	A	Pittsburgh	44 56	229	A	Colgate	70 57						
				299	H	Loyola Maryland	58 50						
				141	H	New Hampshire	61 56						

Non-Div I Games:

Cornell

Average RPI Win:	149	WON-LOST	WINNING	LAST 10	STRENGTH OF	OPP. STRENGTH	TEAM	ADJ.	CONF.	ADJ CONF.
Average RPI Loss:	107	RECORD	PCT. RANK	GAMES	SCHEDULE	OF SCHEDULE	RPI	RPI	RPI	RPI
DIV. I ONLY	4- 3	133	4- 3	125	93	108	108	5	5	
DIV. I NON-CONF.	4- 3	135	4- 3	125	95	106	106	5	5	
TOTALS	RPI 1-25	RPI 26-50	W-L RECORDS	RPI 51-100	RPI 101-150	RPI 150+				
4- 3	0- 0	1- 1	OVERALL	0- 1	0- 0	3- 1				
3- 0	0- 0	1- 0	HOME	0- 0	0- 0	2- 0				
0- 2	0- 0	0- 0	AWAY	0- 1	0- 0	0- 1				
1- 1	0- 0	0- 1	NEUTRAL	0- 0	0- 0	1- 0				
4- 3	0- 0	1- 1	NON-CONFERENCE	0- 1	0- 0	3- 1				
3- 0	0- 0	1- 0	HOME	0- 0	0- 0	2- 0				
0- 2	0- 0	0- 0	AWAY	0- 1	0- 0	0- 1				
1- 1	0- 0	0- 1	NEUTRAL	0- 0	0- 0	1- 0				
0- 0	0- 0	0- 0	CONFERENCE	0- 0	0- 0	0- 0				
0- 0	0- 0	0- 0	HOME	0- 0	0- 0	0- 0				
0- 0	0- 0	0- 0	AWAY	0- 0	0- 0	0- 0				
0- 0	0- 0	0- 0	NEUTRAL	0- 0	0- 0	0- 0				

[illegible]

Non-Div I Games:

Creighton

■ Loss, ■ Non-Conf, S Site, H Home A Away N Neutral

Average RPI Win:	320	WON-LOST	WINNING	LAST 10	STRENGTH OF	OPP. STRENGTH	TEAM	ADJ.	CONF.	ADJ CONF.
Average RPI Loss:	182	RECORD	PCT. RANK	GAMES	SCHEDULE	OF SCHEDULE	RPI	RPI	RPI	RPI
DIV. I ONLY	3- 4	195	3- 4	278	267	261	261	17	17	
DIV. I NON-CONF.	3- 4	195	3- 4	279	268	260	260	17	17	
TOTALS	RPI 1-25	RPI 26-50	W-L RECORDS	RPI 51-100	RPI 101-150	RPI 150+				
3- 4	0- 0	0- 0	OVERALL	0- 0	0- 2	3- 2				
2- 1	0- 0	0- 0	HOME	0- 0	0- 0	2- 1				
1- 3	0- 0	0- 0	AWAY	0- 0	0- 2	1- 1				
0- 0	0- 0	0- 0	NEUTRAL	0- 0	0- 0	0- 0				
3- 4	0- 0	0- 0	NON-CONFERENCE	0- 0	0- 2	3- 2				
2- 1	0- 0	0- 0	HOME	0- 0	0- 0	2- 1				
1- 3	0- 0	0- 0	AWAY	0- 0	0- 2	1- 1				
0- 0	0- 0	0- 0	NEUTRAL	0- 0	0- 0	0- 0				
0- 0	0- 0	0- 0	CONFERENCE	0- 0	0- 0	0- 0				
0- 0	0- 0	0- 0	HOME	0- 0	0- 0	0- 0				
0- 0	0- 0	0- 0	AWAY	0- 0	0- 0	0- 0				
0- 0	0- 0	0- 0	NEUTRAL	0- 0	0- 0	0- 0				

RPI 1-25				RPI 26-50				RPI 51-100				RPI 101+				Team's RPI: 261	
RPI	S	Opponent	Score	RPI	S	Opponent	Score	RPI	S	Opponent	Score	RPI	S	Opponent	Score		
												117	A	William & Mary	50	63	
												150	A	Old Dominion	56	82	
												156	H	Army West Point	60	68	
												303	A	Vermont	54	59	
												314	H	Central Conn. St.	61	51	
												320	H	Holy Cross	53	49	
												325	A	Boston U.	61	49	
LAST 12 Division I GAMES:																	
				314	H	Central Conn. St.	61 51					325	A	Boston U.	61 49		
												117	A	William & Mary	50	63	
												150	A	Old Dominion	56	82	
												156	H	Army West Point	60	68	
												320	H	Holy Cross	53	49	
												303	A	Vermont	54	59	

Non-Div I Games:

Average RPI Win: 280		WON-LOST	WINNING	LAST 10	STRENGTH OF	OPP. STRENGTH	TEAM	ADJ.	CONF.	ADJ CONF.
Average RPI Loss: 148		RECORD	PCT. RANK	GAMES	SCHEDULE	OF SCHEDULE	RPI	RPI	RPI	RPI
DIV. I ONLY		1- 8	320	1- 8	116	273	292	292	11	11
DIV. I NON-CONF.		1- 8	319	1- 8	116	273	290	290	11	11
TOTALS	RPI 1-25		RPI 26-50		W-L RECORDS		RPI 51-100		RPI 101-150	RPI 150+
1- 8	0- 1		0- 0		OVERALL		0- 1		0- 2	1- 4
1- 3	0- 0		0- 0		HOME		0- 1		0- 1	1- 1
0- 3	0- 1		0- 0		AWAY		0- 0		0- 0	0- 2
0- 2	0- 0		0- 0		NEUTRAL		0- 0		0- 1	0- 1
1- 8	0- 1		0- 0		NON-CONFERENCE		0- 1		0- 2	1- 4
1- 3	0- 0		0- 0		HOME		0- 1		0- 1	1- 1
0- 3	0- 1		0- 0		AWAY		0- 0		0- 0	0- 2
0- 2	0- 0		0- 0		NEUTRAL		0- 0		0- 1	0- 1
0- 0	0- 0		0- 0		CONFERENCE		0- 0		0- 0	0- 0
0- 0	0- 0		0- 0		HOME		0- 0		0- 0	0- 0
0- 0	0- 0		0- 0		AWAY		0- 0		0- 0	0- 0
0- 0	0- 0		0- 0		NEUTRAL		0- 0		0- 0	0- 0

RPI 1-25				RPI 26-50				RPI 51-100				RPI 101+				Team's RPI: 292	
RPI	S	Opponent	Score	RPI	S	Opponent	Score	RPI	S	Opponent	Score	RPI	S	Opponent	Score		
21	A	Michigan St.	34 70					89	H	UCF	38 57	114	N	Toledo	41 76		
												146	H	Radford	40 44		
												164	H	UNCW	58 67		
												174	N	Idaho St.	58 70		
												176	A	Western Mich.	63 76		
												280	H	High Point	82 72		
												297	A	ETSU	56 76		
LAST 12 Division I GAMES:																	
280	H	High Point	82 72	146	H	Radford	40 44										
297	A	ETSU	56 76	89	H	UCF	38 57										
164	H	UNCW	58 67	176	A	Western Mich.	63 76										
174	N	Idaho St.	58 70	21	A	Michigan St.	34 70										
114	N	Toledo	41 76														

Non-Div I Games:

Davidson

Loss, Non-Conf, S Site, H Home A Away N Neutral

Average RPI Win:	267	WON-LOST	WINNING	LAST 10	STRENGTH OF	OPP. STRENGTH	TEAM	ADJ.	CONF.	ADJ CONF.
Average RPI Loss:	93	RECORD	PCT. RANK	GAMES	SCHEDULE	OF SCHEDULE	RPI	RPI	RPI	RPI
DIV. I ONLY	3- 5	214	3- 5	77	206	151	151	11	11	
DIV. I NON-CONF.	3- 4	195	3- 4	70	191	121	121	11	11	
TOTALS	RPI 1-25	RPI 26-50	W-L RECORDS	RPI 51-100	RPI 101-150	RPI 150+				
3- 5	0- 1	0- 1	OVERALL	0- 0	0- 1	3- 2				
1- 2	0- 0	0- 0	HOME	0- 0	0- 0	1- 2				
2- 1	0- 1	0- 0	AWAY	0- 0	0- 0	2- 0				
0- 2	0- 0	0- 1	NEUTRAL	0- 0	0- 1	0- 0				
3- 4	0- 1	0- 1	NON-CONFERENCE	0- 0	0- 1	3- 1				
1- 1	0- 0	0- 0	HOME	0- 0	0- 0	1- 1				
2- 1	0- 1	0- 0	AWAY	0- 0	0- 0	2- 0				
0- 2	0- 0	0- 1	NEUTRAL	0- 0	0- 1	0- 0				
0- 1	0- 0	0- 0	CONFERENCE	0- 0	0- 0	0- 1				
0- 1	0- 0	0- 0	HOME	0- 0	0- 0	0- 1				
0- 0	0- 0	0- 0	AWAY	0- 0	0- 0	0- 0				
0- 0	0- 0	0- 0	NEUTRAL	0- 0	0- 0	0- 0				

RPI 1-25				RPI 26-50				RPI 51-100				RPI 101+ Team's RPI: 151			
RPI	S	Opponent	Score	RPI	S	Opponent	Score	RPI	S	Opponent	Score	RPI	S	Opponent	Score
1	A	UConn	65 98	45	N	Georgia Tech	68 81					108	N	Creighton	53 56
												152	H	Quinnipiac	60 63
												157	H	La Salle	51 54
												223	A	Princeton	62 56
												251	A	Wisconsin	83 64
												326	H	Morgan St.	61 42
LAST 12 Division I GAMES:															
		108 N Creighton	53 56			157 H La Salle	51 54								
		45 N Georgia Tech	68 81			326 H Morgan St.	61 42								
		1 A UConn	65 98												
		223 A Princeton	62 56												
		251 A Wisconsin	83 64												
		152 H Quinnipiac	60 63												

Non-Div I Games:

Dayton

Average RPI Win: 138		WON-LOST	WINNING	LAST 10	STRENGTH OF	OPP. STRENGTH	TEAM	ADJ.	CONF.	ADJ CONF.
Average RPI Loss: 9		RECORD	PCT. RANK	GAMES	SCHEDULE	OF SCHEDULE	RPI	RPI	RPI	RPI
DIV. I ONLY		6- 2	57	6- 2	2	151	3	3	5	5
DIV. I NON-CONF.		6- 2	57	6- 2	2	152	3	3	5	5
TOTALS		RPI 1-25	RPI 26-50		W-L RECORDS		RPI 51-100	RPI 101-150		RPI 150+
6- 2		0- 2	1- 0		OVERALL		1- 0	1- 0		3- 0
4- 0		0- 0	1- 0		HOME		0- 0	0- 0		3- 0
0- 1		0- 1	0- 0		AWAY		0- 0	0- 0		0- 0
2- 1		0- 1	0- 0		NEUTRAL		1- 0	1- 0		0- 0
6- 2		0- 2	1- 0		NON-CONFERENCE		1- 0	1- 0		3- 0
4- 0		0- 0	1- 0		HOME		0- 0	0- 0		3- 0
0- 1		0- 1	0- 0		AWAY		0- 0	0- 0		0- 0
2- 1		0- 1	0- 0		NEUTRAL		1- 0	1- 0		0- 0
0- 0		0- 0	0- 0		CONFERENCE		0- 0	0- 0		0- 0
0- 0		0- 0	0- 0		HOME		0- 0	0- 0		0- 0
0- 0		0- 0	0- 0		AWAY		0- 0	0- 0		0- 0
0- 0		0- 0	0- 0		NEUTRAL		0- 0	0- 0		0- 0

RPI 1-25				RPI 26-50				RPI 51-100				RPI 101+			
RPI	S	Opponent	Score	RPI	S	Opponent	Score	RPI	S	Opponent	Score	RPI	S	Opponent	Score
1	A	UConn	46 91	46	H	Northwestern	89 66	86	N	Syracuse	108 84	110	N	Western Ky.	77 69
17	N	Baylor	72 104									168	H	UAB	90 80
												182	H	Prairie View	94 62
												235	H	Appalachian St.	99 58
LAST 12 Division I GAMES:															
168	H	UAB	90 80	182	H	Prairie View	94 62	1	A	UConn	46 91				
235	H	Appalachian St.	99 58					86	N	Syracuse	108 84				
								17	N	Baylor	72 104				
								110	N	Western Ky.	77 69				
								46	H	Northwestern	89 66				

Non-Div I Games:

DePaul

Average RPI Win:	215	WON-LOST	WINNING	LAST 10	STRENGTH OF	OPP. STRENGTH	TEAM	ADJ.	CONF.	ADJ CONF.
Average RPI Loss:	63	RECORD	PCT. RANK	GAMES	SCHEDULE	OF SCHEDULE	RPI	RPI	RPI	RPI
DIV. I ONLY	6- 3	97	6- 3	121	138	98	98	8	8	
DIV. I NON-CONF.	6- 3	94	6- 3	121	139	95	95	8	8	
TOTALS	RPI 1-25	RPI 26-50	W-L RECORDS	RPI 51-100	RPI 101-150	RPI 150+				
6- 3	0- 2	0- 0	OVERALL	1- 0	0- 0	5- 1				
4- 1	0- 1	0- 0	HOME	1- 0	0- 0	3- 0				
2- 0	0- 0	0- 0	AWAY	0- 0	0- 0	2- 0				
0- 2	0- 1	0- 0	NEUTRAL	0- 0	0- 0	0- 1				
6- 3	0- 2	0- 0	NON-CONFERENCE	1- 0	0- 0	5- 1				
4- 1	0- 1	0- 0	HOME	1- 0	0- 0	3- 0				
2- 0	0- 0	0- 0	AWAY	0- 0	0- 0	2- 0				
0- 2	0- 1	0- 0	NEUTRAL	0- 0	0- 0	0- 1				
0- 0	0- 0	0- 0	CONFERENCE	0- 0	0- 0	0- 0				
0- 0	0- 0	0- 0	HOME	0- 0	0- 0	0- 0				
0- 0	0- 0	0- 0	AWAY	0- 0	0- 0	0- 0				
0- 0	0- 0	0- 0	NEUTRAL	0- 0	0- 0	0- 0				

RPI 1-25				RPI 26-50				RPI 51-100 Team's RPI: 98				RPI 101+			
RPI	S	Opponent	Score	RPI	S	Opponent	Score	RPI	S	Opponent	Score	RPI	S	Opponent	Score
4	H	Georgetown	46 54					92	H	George Mason	67 51	163	N	Detroit	64 66
21	N	Michigan St.	64 81									206	H	St. Bonaventure	43 40
												223	H	Princeton	66 62
												226	A	American	56 55
												243	H	Robert Morris	67 65
												299	A	Loyola Maryland	47 45
LAST 12 Division I GAMES:															
299	A	Loyola Maryland	47 45	21	N	Michigan St.	64 81								
4	H	Georgetown	46 54	223	H	Princeton	66 62								
243	H	Robert Morris	67 65	206	H	St. Bonaventure	43 40								
163	N	Detroit	64 66	226	A	American	56 55								
				92	H	George Mason	67 51								

Non-Div I Games:

Delaware

■ Loss,
■ Non-Conf, S Site,
■ Home
■ Away
N Neutral

Average RPI Win:	336	WON-LOST	WINNING	LAST 10	STRENGTH OF	OPP. STRENGTH	TEAM	ADJ.	CONF.	ADJ CONF.
Average RPI Loss:	133	RECORD	PCT. RANK	GAMES	SCHEDULE	OF SCHEDULE	RPI	RPI	RPI	RPI
DIV. I ONLY	1- 6	299	1- 6	126	275	237	237	33	33	
DIV. I NON-CONF.	1- 6	298	1- 6	126	275	238	238	33	33	
TOTALS	RPI 1-25	RPI 26-50	W-L RECORDS	RPI 51-100	RPI 101-150	RPI 150+				
1- 6	0- 1	0- 0	OVERALL	0- 1	0- 2	1- 2				
0- 1	0- 0	0- 0	HOME	0- 0	0- 0	0- 1				
1- 5	0- 1	0- 0	AWAY	0- 1	0- 2	1- 1				
0- 0	0- 0	0- 0	NEUTRAL	0- 0	0- 0	0- 0				
1- 6	0- 1	0- 0	NON-CONFERENCE	0- 1	0- 2	1- 2				
0- 1	0- 0	0- 0	HOME	0- 0	0- 0	0- 1				
1- 5	0- 1	0- 0	AWAY	0- 1	0- 2	1- 1				
0- 0	0- 0	0- 0	NEUTRAL	0- 0	0- 0	0- 0				
0- 0	0- 0	0- 0	CONFERENCE	0- 0	0- 0	0- 0				
0- 0	0- 0	0- 0	HOME	0- 0	0- 0	0- 0				
0- 0	0- 0	0- 0	AWAY	0- 0	0- 0	0- 0				
0- 0	0- 0	0- 0	NEUTRAL	0- 0	0- 0	0- 0				

RPI 1-25				RPI 26-50				RPI 51-100				RPI 101+ Team's RPI: 237			
RPI	S	Opponent	Score	RPI	S	Opponent	Score	RPI	S	Opponent	Score	RPI	S	Opponent	Score
25	A	Drexel	44 69					73	A	Xavier	53 86	115	A	Hofstra	44 64
												117	A	William & Mary	48 82
												163	H	Detroit	71 90
												306	A	Lehigh	80 91
												336	A	Wagner	61 49
LAST 12 Division I GAMES:															
				117	A	William & Mary	48 82	73	A	Xavier	53 86				
				115	A	Hofstra	44 64								
				336	A	Wagner	61 49								
				306	A	Lehigh	80 91								
				25	A	Drexel	44 69								
				163	H	Detroit	71 90								

Non-Div I Games:

Delaware St.

Average RPI Win:	299	WON-LOST	WINNING	LAST 10	STRENGTH OF	OPP. STRENGTH	TEAM	ADJ.	CONF.	ADJ CONF.
Average RPI Loss:	148	RECORD	PCT. RANK	GAMES	SCHEDULE	OF SCHEDULE	RPI	RPI	RPI	RPI
DIV. I ONLY	3- 6	229	3- 6	302	199	311	311	14	14	
DIV. I NON-CONF.	3- 6	230	3- 6	302	200	311	311	14	14	
TOTALS	RPI 1-25	RPI 26-50	W-L RECORDS	RPI 51-100	RPI 101-150	RPI 150+				
3- 6	0- 0	0- 0	OVERALL	0- 2	0- 2	3- 2				
3- 0	0- 0	0- 0	HOME	0- 0	0- 0	3- 0				
0- 5	0- 0	0- 0	AWAY	0- 0	0- 2	0- 0				
0- 1	0- 0	0- 0	NEUTRAL	0- 1	0- 0	0- 0				
3- 6	0- 0	0- 0	NON-CONFERENCE	0- 2	0- 2	3- 2				
3- 0	0- 0	0- 0	HOME	0- 0	0- 0	3- 0				
0- 5	0- 0	0- 0	AWAY	0- 1	0- 2	0- 2				
0- 1	0- 0	0- 0	NEUTRAL	0- 1	0- 0	0- 0				
0- 0	0- 0	0- 0	CONFERENCE	0- 0	0- 0	0- 0				
0- 0	0- 0	0- 0	HOME	0- 0	0- 0	0- 0				
0- 0	0- 0	0- 0	AWAY	0- 0	0- 0	0- 0				
0- 0	0- 0	0- 0	NEUTRAL	0- 0	0- 0	0- 0				

RPI S	Opponent	Score	RPI S	Opponent	Score	RPI S	Opponent	Score	RPI S	Opponent	Score	Team's RPI: 311
						53 N	UNI	68 79	103 A	Northern Colo.	48 68	
						93 A	Wyoming	49 59	116 A	Colorado St.	49 76	
									208 A	Grand Canyon	70 73	
									213 H	Air Force	65 52	
									312 A	Northern Ariz.	67 82	
									340 H	Cal St. Fullerton	77 58	
									343 H	Pepperdine	75 67	
LAST 12 Division I GAMES:												
			93 A	Wyoming	49 59	343 H	Pepperdine	75 67				
			103 A	Northern Colo.	48 68	312 A	Northern Ariz.	67 82				
			213 H	Air Force	65 52	116 A	Colorado St.	49 76				
						53 N	UNI	68 79				
						208 A	Grand Canyon	70 73				
						340 H	Cal St. Fullerton	77 58				

Non-Div I Games:

Denver

Average RPI Win:	204	WON-LOST	WINNING	LAST 10	STRENGTH OF	OPP. STRENGTH	TEAM	ADJ.	CONF.	ADJ CONF.
Average RPI Loss:	118	RECORD	PCT. RANK	GAMES	SCHEDULE	OF SCHEDULE	RPI	RPI	RPI	RPI
DIV. I ONLY	4- 5	186	4- 5	237	47	163	163	18	18	
DIV. I NON-CONF.	4- 5	186	4- 5	237	48	164	164	18	18	
TOTALS	RPI 1-25	RPI 26-50	W-L RECORDS	RPI 51-100	RPI 101-150	RPI 150+				
4- 5	0- 1	0- 0	OVERALL	1- 2	0- 1	3- 1				
1- 1	0- 0	0- 0	HOME	0- 1	0- 0	1- 0				
2- 4	0- 1	0- 0	AWAY	0- 1	0- 1	2- 1				
1- 0	0- 0	0- 0	NEUTRAL	1- 0	0- 0	0- 0				
4- 5	0- 1	0- 0	NON-CONFERENCE	1- 2	0- 1	3- 1				
1- 1	0- 0	0- 0	HOME	0- 1	0- 0	1- 0				
2- 4	0- 1	0- 0	AWAY	0- 1	0- 1	2- 1				
1- 0	0- 0	0- 0	NEUTRAL	1- 0	0- 0	0- 0				
0- 0	0- 0	0- 0	CONFERENCE	0- 0	0- 0	0- 0				
0- 0	0- 0	0- 0	HOME	0- 0	0- 0	0- 0				
0- 0	0- 0	0- 0	AWAY	0- 0	0- 0	0- 0				
0- 0	0- 0	0- 0	NEUTRAL	0- 0	0- 0	0- 0				

RPI 1-25				RPI 26-50				RPI 51-100				RPI 101+ Team's RPI: 163			
RPI	S	Opponent	Score	RPI	S	Opponent	Score	RPI	S	Opponent	Score	RPI	S	Opponent	Score
23	A	Minnesota	91 111					90	A	East Carolina	81 83	121	A	CSUN	67 76
								92	H	George Mason	54 55	233	H	Kent St.	73 52
								98	N	Delaware	66 64	237	A	Delaware St.	90 71
												248	A	Eastern Mich.	77 64
												263	A	Bradley	60 70
LAST 12 Division I GAMES:															
248	A	Eastern Mich.	77 64	98	N	Delaware	66 64								
23	A	Minnesota	91 111	121	A	CSUN	67 76								
92	H	George Mason	54 55	233	H	Kent St.	73 52								
				263	A	Bradley	60 70								
				90	A	East Carolina	81 83								
				237	A	Delaware St.	90 71								

Non-Div I Games:

Detroit

Drake

Through Games Of Dec. 7, 2016

Average RPI Win:	147	WON-LOST	WINNING	LAST 10	STRENGTH OF	OPP. STRENGTH	TEAM	ADJ.	CONF.	ADJ CONF.
Average RPI Loss:	75	RECORD	PCT. RANK	GAMES	SCHEDULE	OF SCHEDULE	RPI	RPI	RPI	RPI
DIV. I ONLY	4- 3	133	4- 3	53	65	41	41	15	15	
DIV. I NON-CONF.	4- 3	135	4- 3	54	66	42	42	15	15	
TOTALS	RPI 1-25	RPI 26-50	W-L RECORDS	RPI 51-100	RPI 101-150	RPI 150+				
4- 3	0- 1	0- 0	OVERALL	1- 0	2- 2	1- 0				
2- 0	0- 0	0- 0	HOME	1- 0	1- 0	0- 0				
2- 3	0- 1	0- 0	AWAY	0- 0	1- 2	1- 0				
0- 0	0- 0	0- 0	NEUTRAL	0- 0	0- 0	0- 0				
4- 3	0- 1	0- 0	NON-CONFERENCE	1- 0	2- 2	1- 0				
2- 0	0- 0	0- 0	HOME	1- 0	1- 0	0- 0				
2- 3	0- 1	0- 0	AWAY	0- 0	1- 2	1- 0				
0- 0	0- 0	0- 0	NEUTRAL	0- 0	0- 0	0- 0				
0- 0	0- 0	0- 0	CONFERENCE	0- 0	0- 0	0- 0				
0- 0	0- 0	0- 0	HOME	0- 0	0- 0	0- 0				
0- 0	0- 0	0- 0	AWAY	0- 0	0- 0	0- 0				
0- 0	0- 0	0- 0	NEUTRAL	0- 0	0- 0	0- 0				

RPI 1-25				RPI 26-50				Team's RPI: 41				RPI 51-100				RPI 101+			
RPI	S	Opponent	Score	RPI	S	Opponent	Score	RPI	S	Opponent	Score	RPI	S	Opponent	Score	RPI	S	Opponent	Score
5	A	Green Bay	48 71									93	H	Wyoming	63 50	108	A	Creighton	77 80
																112	A	Iowa St.	67 75
																129	H	Northern Ill.	95 86
																135	A	Nebraska	84 70
																230	A	North Dakota	99 91
LAST 12 Division I GAMES:																			
				135	A	Nebraska	84 70					230	A	North Dakota	99 91				
				5	A	Green Bay	48 71												
				129	H	Northern Ill.	95 86												
				93	H	Wyoming	63 50												
				112	A	Iowa St.	67 75												
				108	A	Creighton	77 80												

Non-Div I Games:

Drake

■ Loss,
 ■ Non-Conf, S Site,
 ■ Home
 ■ Away
 N Neutral

Average RPI Win:	127	WON-LOST	WINNING	LAST 10	STRENGTH OF	OPP. STRENGTH	TEAM	ADJ.	CONF.	ADJ CONF.
Average RPI Loss:	54	RECORD	PCT. RANK	GAMES	SCHEDULE	OF SCHEDULE	RPI	RPI	RPI	RPI
DIV. I ONLY	4- 2	97	4- 2	23	141	25	25	8	8	
DIV. I NON-CONF.	4- 2	94	4- 2	23	143	25	25	8	8	
TOTALS	RPI 1-25	RPI 26-50	W-L RECORDS	RPI 51-100	RPI 101-150	RPI 150+				
4- 2	0- 0	0- 1	OVERALL	2- 1	1- 0	1- 0				
3- 0	0- 0	0- 0	HOME	2- 0	0- 0	1- 0				
1- 2	0- 0	0- 1	AWAY	0- 1	1- 0	0- 0				
0- 0	0- 0	0- 0	NEUTRAL	0- 0	0- 0	0- 0				
4- 2	0- 0	0- 1	NON-CONFERENCE	2- 1	1- 0	1- 0				
3- 0	0- 0	0- 0	HOME	2- 0	0- 0	1- 0				
1- 2	0- 0	0- 1	AWAY	0- 1	1- 0	0- 0				
0- 0	0- 0	0- 0	NEUTRAL	0- 0	0- 0	0- 0				
0- 0	0- 0	0- 0	CONFERENCE	0- 0	0- 0	0- 0				
0- 0	0- 0	0- 0	HOME	0- 0	0- 0	0- 0				
0- 0	0- 0	0- 0	AWAY	0- 0	0- 0	0- 0				
0- 0	0- 0	0- 0	NEUTRAL	0- 0	0- 0	0- 0				

RPI 1-25			Team's RPI: 25		RPI 26-50			RPI 51-100			RPI 101+				
RPI	S	Opponent	Score	RPI	S	Opponent	Score	RPI	S	Opponent	Score	RPI	S	Opponent	Score
				39	A	Vanderbilt	63 73					124	A	Cornell	63 53
								61	H	Penn St.	83 60				
								68	A	Bucknell	66 78	237	H	Delaware St.	69 44
								86	H	Syracuse	62 61				
LAST 12 Division I GAMES:															
				61	H	Penn St.	83 60					124	A	Cornell	63 53
												68	A	Bucknell	66 78
												86	H	Syracuse	62 61
												39	A	Vanderbilt	63 73
												237	H	Delaware St.	69 44

Non-Div I Games:

Drexel

Average RPI Win:	219	WON-LOST	WINNING	LAST 10	STRENGTH OF	OPP. STRENGTH	TEAM	ADJ.	CONF.	ADJ CONF.
Average RPI Loss:	39	RECORD	PCT. RANK	GAMES	SCHEDULE	OF SCHEDULE	RPI	RPI	RPI	RPI
DIV. I ONLY	9- 1	20	9- 1	214	173	62	62	3	3	
DIV. I NON-CONF.	9- 1	20	9- 1	214	174	64	64	3	3	
TOTALS	RPI 1-25	RPI 26-50	W-L RECORDS	RPI 51-100	RPI 101-150	RPI 150+				
9- 1	1- 0	0- 1	OVERALL	0- 0	1- 0	7- 0				
5- 0	1- 0	0- 0	HOME	0- 0	1- 0	3- 0				
4- 1	0- 0	0- 1	AWAY	0- 0	0- 0	4- 0				
0- 0	0- 0	0- 0	NEUTRAL	0- 0	0- 0	0- 0				
9- 1	1- 0	0- 1	NON-CONFERENCE	0- 0	1- 0	7- 0				
5- 0	1- 0	0- 0	HOME	0- 0	1- 0	3- 0				
4- 1	0- 0	0- 1	AWAY	0- 0	0- 0	4- 0				
0- 0	0- 0	0- 0	NEUTRAL	0- 0	0- 0	0- 0				
0- 0	0- 0	0- 0	CONFERENCE	0- 0	0- 0	0- 0				
0- 0	0- 0	0- 0	HOME	0- 0	0- 0	0- 0				
0- 0	0- 0	0- 0	AWAY	0- 0	0- 0	0- 0				
0- 0	0- 0	0- 0	NEUTRAL	0- 0	0- 0	0- 0				

RPI 1-25				RPI 26-50				RPI 51-100				Team's RPI: 62		RPI 101+			
RPI	S	Opponent	Score	RPI	S	Opponent	Score	RPI	S	Opponent	Score			RPI	S	Opponent	Score
18	H	South Carolina	74 63	39	A	Vanderbilt	73 77							150	H	Old Dominion	92 64
														154	A	Long Beach St.	83 46
														207	A	Rutgers	68 32
														208	H	Grand Canyon	90 47
														288	H	Longwood	105 48
														289	H	Penn	68 55
														315	A	Liberty	98 38
														343	A	Pepperdine	99 65
LAST 12 Division I GAMES:																	
18	H	South Carolina	74 63	39	A	Vanderbilt	73 77	208	H	Grand Canyon	90 47						
207	A	Rutgers	68 32					288	H	Longwood	105 48	289	H	Penn	68 55		
343	A	Pepperdine	99 65					315	A	Liberty	98 38						
154	A	Long Beach St.	83 46														
150	H	Old Dominion	92 64														

Non-Div I Games:

Duke

Average RPI Win:	214	WON-LOST	WINNING	LAST 10	STRENGTH OF	OPP. STRENGTH	TEAM	ADJ.	CONF.	ADJ CONF.
Average RPI Loss:	59	RECORD	PCT. RANK	GAMES	SCHEDULE	OF SCHEDULE	RPI	RPI	RPI	RPI
DIV. I ONLY	4- 6	207	0- 1	12	218	65	65	11	11	
DIV. I NON-CONF.	4- 5	186	0- 1	11	218	57	57	11	11	
TOTALS	RPI 1-25	RPI 26-50	W-L RECORDS	RPI 51-100	RPI 101-150	RPI 150+				
4- 6	0- 1	0- 2	OVERALL	1- 1	0- 2	3- 0				
1- 2	0- 1	0- 1	HOME	0- 0	0- 0	1- 0				
2- 4	0- 0	0- 1	AWAY	1- 1	0- 2	1- 0				
1- 0	0- 0	0- 0	NEUTRAL	0- 0	0- 0	1- 0				
4- 5	0- 1	0- 2	NON-CONFERENCE	1- 1	0- 1	3- 0				
1- 2	0- 1	0- 1	HOME	0- 0	0- 0	1- 0				
2- 3	0- 0	0- 1	AWAY	1- 1	0- 1	1- 0				
1- 0	0- 0	0- 0	NEUTRAL	0- 0	0- 0	1- 0				
0- 1	0- 0	0- 0	CONFERENCE	0- 0	0- 1	0- 0				
0- 0	0- 0	0- 0	HOME	0- 0	0- 0	0- 0				
0- 1	0- 0	0- 0	AWAY	0- 0	0- 1	0- 0				
0- 0	0- 0	0- 0	NEUTRAL	0- 0	0- 0	0- 0				

RPI 1-25				RPI 26-50				RPI 51-100 Team's RPI: 65				RPI 101+			
RPI	S	Opponent	Score	RPI	S	Opponent	Score	RPI	S	Opponent	Score	RPI	S	Opponent	Score
12	H	Buffalo	69 71	29	A	California	66 86	74	A	Ohio St.	69 89	101	A	Ohio	46 64
				36	H	Charlotte	63 77	97	A	St. John's (NY)	71 65	102	A	Fordham	51 64
												167	A	Iona	61 58
												287	N	Western Caro.	65 50
												306	H	Lehigh	63 49
LAST 12 Division I GAMES:															
36	H	Charlotte	63 77	29	A	California	66 86	97	A	St. John's (NY)	71 65	306	H	Lehigh	63 49
101	A	Ohio	46 64	97	A	St. John's (NY)	71 65	74	A	Ohio St.	69 89				
102	A	Fordham	51 64												
287	N	Western Caro.	65 50												
12	H	Buffalo	69 71												
167	A	Iona	61 58												

Non-Div I Games:

Duquesne

■ Loss,
 ■ Non-Conf,
 S Site,
 ■ Home
 ■ Away
 N Neutral

Average RPI Win:	306	WON-LOST	WINNING	LAST 10	STRENGTH OF	OPP. STRENGTH	TEAM	ADJ.	CONF.	ADJ CONF.
Average RPI Loss:	216	RECORD	PCT. RANK	GAMES	SCHEDULE	OF SCHEDULE	RPI	RPI	RPI	RPI
DIV. I ONLY	5- 4	143	5- 4	342	236	297	297	22	22	
DIV. I NON-CONF.	5- 4	146	5- 4	342	236	296	296	22	22	
TOTALS	RPI 1-25	RPI 26-50	W-L RECORDS	RPI 51-100	RPI 101-150	RPI 150+				
5- 4	0- 0	0- 1	OVERALL	0- 0	0- 0	5- 3				
3- 2	0- 0	0- 1	HOME	0- 0	0- 0	3- 1				
2- 2	0- 0	0- 0	AWAY	0- 0	0- 0	2- 2				
0- 0	0- 0	0- 0	NEUTRAL	0- 0	0- 0	0- 0				
5- 4	0- 0	0- 1	NON-CONFERENCE	0- 0	0- 0	5- 3				
3- 2	0- 0	0- 1	HOME	0- 0	0- 0	3- 1				
2- 2	0- 0	0- 0	AWAY	0- 0	0- 0	2- 2				
0- 0	0- 0	0- 0	NEUTRAL	0- 0	0- 0	0- 0				
0- 0	0- 0	0- 0	CONFERENCE	0- 0	0- 0	0- 0				
0- 0	0- 0	0- 0	HOME	0- 0	0- 0	0- 0				
0- 0	0- 0	0- 0	AWAY	0- 0	0- 0	0- 0				
0- 0	0- 0	0- 0	NEUTRAL	0- 0	0- 0	0- 0				

RPI 1-25			RPI 26-50			RPI 51-100			RPI 101+			Team's RPI: 297
RPI	S	Opponent	Score	RPI	S	Opponent	Score	RPI	S	Opponent	Score	
				34	H	Tennessee	58 83					
								235	H	Appalachian St.	68 71	
								269	A	Butler	68 59	
								291	A	Austin Peay	74 77	
								292	H	Davidson	76 56	
								302	A	Northern Ky.	56 62	
								305	A	Campbell	56 55	
								329	H	Murray St.	79 60	
								333	H	Winthrop	62 45	
LAST 12 Division I GAMES:												
329	H	Murray St.	79 60	305	A	Campbell	56 55					
302	A	Northern Ky.	56 62	292	H	Davidson	76 56					
235	H	Appalachian St.	68 71	291	A	Austin Peay	74 77					
333	H	Winthrop	62 45									
34	H	Tennessee	58 83									
269	A	Butler	68 59									

Non-Div I Games:

ETSU

■ Loss,
 ■ Non-Conf, S Site,
 ■ Home
 ■ Away
 N Neutral

East Carolina

Through Games Of Dec. 7, 2016

Average RPI Win:	206	WON-LOST	WINNING	LAST 10	STRENGTH OF	OPP. STRENGTH	TEAM	ADJ.	CONF.	ADJ CONF.
Average RPI Loss:	30	RECORD	PCT. RANK	GAMES	SCHEDULE	OF SCHEDULE	RPI	RPI	RPI	RPI
DIV. I ONLY	6- 3	97	6- 3	94	163	90	90	7	7	
DIV. I NON-CONF.	6- 3	94	6- 3	94	165	89	89	7	7	
TOTALS	RPI 1-25	RPI 26-50	W-L RECORDS	RPI 51-100	RPI 101-150	RPI 150+				
6- 3	0- 1	0- 2	OVERALL	0- 0	1- 0	5- 0				
4- 1	0- 1	0- 0	HOME	0- 0	1- 0	3- 0				
0- 1	0- 0	0- 1	AWAY	0- 0	0- 0	0- 0				
2- 1	0- 0	0- 1	NEUTRAL	0- 0	0- 0	2- 0				
6- 3	0- 1	0- 2	NON-CONFERENCE	0- 0	1- 0	5- 0				
4- 1	0- 1	0- 0	HOME	0- 0	1- 0	3- 0				
0- 1	0- 0	0- 1	AWAY	0- 0	0- 0	0- 0				
2- 1	0- 0	0- 1	NEUTRAL	0- 0	0- 0	2- 0				
0- 0	0- 0	0- 0	CONFERENCE	0- 0	0- 0	0- 0				
0- 0	0- 0	0- 0	HOME	0- 0	0- 0	0- 0				
0- 0	0- 0	0- 0	AWAY	0- 0	0- 0	0- 0				
0- 0	0- 0	0- 0	NEUTRAL	0- 0	0- 0	0- 0				

RPI 1-25				RPI 26-50				RPI 51-100				RPI 101+			
RPI	S	Opponent	Score	RPI	S	Opponent	Score	RPI	S	Opponent	Score	RPI	S	Opponent	Score
13	H	Auburn	52 61	36	A	Charlotte	64 79					104	H	UMES	66 58
				40	N	West Virginia	47 79					163	H	Detroit	83 81
												164	H	UNCW	75 65
												212	N	Ball St.	82 69
												295	H	Presbyterian	54 46
												300	N	Marist	70 68
LAST 12 Division I GAMES:															
13	H	Auburn	52 61	104	H	UMES	66 58								
164	H	UNCW	75 65	36	A	Charlotte	64 79								
163	H	Detroit	83 81	295	H	Presbyterian	54 46								
				212	N	Ball St.	82 69								
				40	N	West Virginia	47 79								
				300	N	Marist	70 68								

Non-Div I Games: Greensboro 107 40

East Carolina

Loss, Non-Conf, S Site, H Home A Away N Neutral

Average RPI Win:	309	WON-LOST	WINNING	LAST 10	STRENGTH OF	OPP. STRENGTH	TEAM	ADJ.	CONF.	ADJ CONF.
Average RPI Loss:	188	RECORD	PCT. RANK	GAMES	SCHEDULE	OF SCHEDULE	RPI	RPI	RPI	RPI
DIV. I ONLY	2- 6	263	2- 6	306	296	319	319	29	29	
DIV. I NON-CONF.	2- 6	261	2- 6	306	296	318	318	29	29	
TOTALS	RPI 1-25	RPI 26-50	W-L RECORDS	RPI 51-100	RPI 101-150	RPI 150+				
2- 6	0- 0	0- 0	OVERALL	0- 0	0- 3	2- 3				
0- 3	0- 0	0- 0	HOME	0- 0	0- 2	0- 1				
2- 3	0- 0	0- 0	AWAY	0- 0	0- 1	2- 2				
0- 0	0- 0	0- 0	NEUTRAL	0- 0	0- 0	0- 0				
2- 6	0- 0	0- 0	NON-CONFERENCE	0- 0	0- 3	2- 3				
0- 3	0- 0	0- 0	HOME	0- 0	0- 2	0- 1				
2- 3	0- 0	0- 0	AWAY	0- 0	0- 1	2- 2				
0- 0	0- 0	0- 0	NEUTRAL	0- 0	0- 0	0- 0				
0- 0	0- 0	0- 0	CONFERENCE	0- 0	0- 0	0- 0				
0- 0	0- 0	0- 0	HOME	0- 0	0- 0	0- 0				
0- 0	0- 0	0- 0	AWAY	0- 0	0- 0	0- 0				
0- 0	0- 0	0- 0	NEUTRAL	0- 0	0- 0	0- 0				

RPI 1-25			RPI 26-50			RPI 51-100			RPI 101+			Team's RPI: 319
RPI	S	Opponent	Score	RPI	S	Opponent	Score	RPI	S	Opponent	Score	
								130	H	Indiana St.	61	88
								139	A	Stetson	55	72
								147	H	Cleveland St.	56	66
								173	H	Wright St.	61	71
								254	A	Illinois St.	49	60
								270	A	Evansville	73	63
								284	A	Valparaiso	68	73
								347	A	Florida A&M	66	50
LAST 12 Division I GAMES:												
147	H	Cleveland St.	56	66	130	H	Indiana St.	61	88			
284	A	Valparaiso	68	73	347	A	Florida A&M	66	50			
254	A	Illinois St.	49	60	139	A	Stetson	55	72			
					173	H	Wright St.	61	71			
					270	A	Evansville	73	63			

Non-Div I Games: Ill.-Springfield 74 60 Millikin 97 54

Eastern Ill.

Team RPI				Through Games of Dec. 7, 1918						
Average RPI Win:	310	WON-LOST	WINNING	LAST 10	STRENGTH OF	OPP. STRENGTH	TEAM	ADJ.	CONF.	ADJ CONF.
Average RPI Loss:	194	RECORD	PCT. RANK	GAMES	SCHEDULE	OF SCHEDULE	RPI	RPI	RPI	RPI
DIV. I ONLY	2- 5	242	2- 5	232	330	307	307	29	29	
DIV. I NON-CONF.	2- 5	243	2- 5	232	329	306	306	29	29	

TOTALS	RPI 1-25		RPI 26-50		W-L RECORDS		RPI 51-100		RPI 101-150	RPI 150+
2- 5	0- 0		0- 0		OVERALL		0- 0		0- 1	2- 4
1- 2	0- 0		0- 0		HOME		0- 0		0- 1	1- 1
0- 2	0- 0		0- 0		AWAY		0- 0		0- 0	0- 2
1- 1	0- 0		0- 0		NEUTRAL		0- 0		0- 0	1- 1
2- 5	0- 0		0- 0		NON-CONFERENCE		0- 0		0- 1	2- 4
1- 2	0- 0		0- 0		HOME		0- 0		0- 1	1- 1
0- 2	0- 0		0- 0		AWAY		0- 0		0- 0	0- 2
1- 1	0- 0		0- 0		NEUTRAL		0- 0		0- 0	1- 1
0- 0	0- 0		0- 0		CONFERENCE		0- 0		0- 0	0- 0
0- 0	0- 0		0- 0		HOME		0- 0		0- 0	0- 0
0- 0	0- 0		0- 0		AWAY		0- 0		0- 0	0- 0
0- 0	0- 0		0- 0		NEUTRAL		0- 0		0- 0	0- 0

RPI 1-25				RPI 26-50				RPI 51-100				RPI 101+				Team's RPI: 307	
RPI	S	Opponent	Score	RPI	S	Opponent	Score	RPI	S	Opponent	Score	RPI	S	Opponent	Score		
												110	H	Western Ky.	63	90	
												162	A	Saint Louis	51	78	
												176	N	Western Mich.	59	74	
												233	A	Kent St.	67	80	
												287	H	Western Caro.	61	72	
												293	H	Bowling Green	57	55	
												326	N	Morgan St.	66	58	
LAST 12 Division I GAMES:																	
				110	H	Western Ky.	63	90	162	A	Saint Louis	51	78				
				176	N	Western Mich.	59	74									
				326	N	Morgan St.	66	58									
				287	H	Western Caro.	61	72									
				233	A	Kent St.	67	80									
				293	H	Bowling Green	57	55									

Non-Div I Games:

Eastern Ky.

Loss, Non-Conf, S Site, H Home A Away N Neutral

Average RPI Win:	265	WON-LOST	WINNING	LAST 10	STRENGTH OF	OPP. STRENGTH	TEAM	ADJ.	CONF.	ADJ CONF.
Average RPI Loss:	135	RECORD	PCT. RANK	GAMES	SCHEDULE	OF SCHEDULE	RPI	RPI	RPI	RPI
DIV. I ONLY	2- 5	242	2- 5	198	259	248	248	12	12	
DIV. I NON-CONF.	2- 5	243	2- 5	198	258	248	248	12	12	
TOTALS	RPI 1-25	RPI 26-50	W-L RECORDS	RPI 51-100	RPI 101-150	RPI 150+				
2- 5	0- 0	0- 0	OVERALL	0- 1	0- 2	2- 2				
0- 1	0- 0	0- 0	HOME	0- 0	0- 0	0- 1				
1- 2	0- 0	0- 0	AWAY	0- 1	0- 0	1- 1				
1- 2	0- 0	0- 0	NEUTRAL	0- 0	0- 2	1- 0				
2- 5	0- 0	0- 0	NON-CONFERENCE	0- 1	0- 2	2- 2				
0- 1	0- 0	0- 0	HOME	0- 0	0- 0	0- 1				
1- 2	0- 0	0- 0	AWAY	0- 1	0- 0	1- 1				
1- 2	0- 0	0- 0	NEUTRAL	0- 0	0- 2	1- 0				
0- 0	0- 0	0- 0	CONFERENCE	0- 0	0- 0	0- 0				
0- 0	0- 0	0- 0	HOME	0- 0	0- 0	0- 0				
0- 0	0- 0	0- 0	AWAY	0- 0	0- 0	0- 0				
0- 0	0- 0	0- 0	NEUTRAL	0- 0	0- 0	0- 0				

RPI 1-25			RPI 26-50			RPI 51-100			RPI 101+			Team's RPI: 248
RPI	S	Opponent	Score	RPI	S	Opponent	Score	RPI	S	Opponent	Score	
						60 A Wake Forest	61 89			103 N Northern Colo.	57 58	
										113 N Tulane	50 62	
										163 H Detroit	64 77	
										188 N Georgia St.	69 59	
										236 A Morehead St.	73 78	
										342 A Incarnate Word	66 47	
LAST 12 Division I GAMES:												
						188 N Georgia St.	69 59			163 H Detroit	64 77	
										342 A Incarnate Word	66 47	
										103 N Northern Colo.	57 58	
										113 N Tulane	50 62	
										60 A Wake Forest	61 89	
										236 A Morehead St.	73 78	

Non-Div I Games: Ferris St. 68 50

Eastern Mich.

Average RPI Win:	222	WON-LOST	WINNING	LAST 10	STRENGTH OF	OPP. STRENGTH	TEAM	ADJ.	CONF.	ADJ CONF.
Average RPI Loss:	25	RECORD	PCT. RANK	GAMES	SCHEDULE	OF SCHEDULE	RPI	RPI	RPI	RPI
DIV. I ONLY	3- 3	155	1- 0	102	38	71	71	19	19	
DIV. I NON-CONF.	3- 3	154	1- 0	102	39	71	71	19	19	
TOTALS	RPI 1-25	RPI 26-50	W-L RECORDS	RPI 51-100	RPI 101-150	RPI 150+				
3- 3	0- 1	0- 2	OVERALL	0- 0	1- 0	2- 0				
0- 0	0- 0	0- 0	HOME	0- 0	0- 0	0- 0				
2- 2	0- 1	0- 1	AWAY	0- 0	1- 0	1- 0				
1- 1	0- 0	0- 1	NEUTRAL	0- 0	0- 0	1- 0				
3- 3	0- 1	0- 2	NON-CONFERENCE	0- 0	1- 0	2- 0				
0- 0	0- 0	0- 0	HOME	0- 0	0- 0	0- 0				
2- 2	0- 1	0- 1	AWAY	0- 0	1- 0	1- 0				
1- 1	0- 0	0- 1	NEUTRAL	0- 0	0- 0	1- 0				
0- 0	0- 0	0- 0	CONFERENCE	0- 0	0- 0	0- 0				
0- 0	0- 0	0- 0	HOME	0- 0	0- 0	0- 0				
0- 0	0- 0	0- 0	AWAY	0- 0	0- 0	0- 0				
0- 0	0- 0	0- 0	NEUTRAL	0- 0	0- 0	0- 0				

RPI 1-25				RPI 26-50				RPI 51-100				Team's RPI: 71		RPI 101+			
RPI	S	Opponent	Score	RPI	S	Opponent	Score	RPI	S	Opponent	Score			RPI	S	Opponent	Score
11	A	Boise St.	64 67	26	A	Washington	52 100							121	A	CSUN	71 57
				38	N	Elon	55 76							241	N	Furman	68 56
														304	A	Utah Valley	83 50
LAST 12 Division I GAMES:																	
				241	N	Furman	68 56	26	A	Washington	52 100						
				121	A	CSUN	71 57										
				11	A	Boise St.	64 67										
				304	A	Utah Valley	83 50										
				38	N	Elon	55 76										

Non-Div I Games: Multnomah 88 30

Eastern Wash.

Average RPI Win:	135	WON-LOST	WINNING	LAST 10	STRENGTH OF	OPP. STRENGTH	TEAM	ADJ.	CONF.	ADJ CONF.
Average RPI Loss:	32	RECORD	PCT. RANK	GAMES	SCHEDULE	OF SCHEDULE	RPI	RPI	RPI	RPI
DIV. I ONLY	4- 3	133	2- 0	21	97	38	38	8	8	
DIV. I NON-CONF.	4- 3	135	2- 0	21	99	39	39	8	8	
TOTALS	RPI 1-25	RPI 26-50	W-L RECORDS	RPI 51-100	RPI 101-150	RPI 150+				
4- 3	0- 1	0- 1	OVERALL	2- 1	0- 0	2- 0				
2- 1	0- 0	0- 0	HOME	1- 1	0- 0	1- 0				
1- 2	0- 1	0- 1	AWAY	0- 0	0- 0	1- 0				
1- 0	0- 0	0- 0	NEUTRAL	1- 0	0- 0	0- 0				
4- 3	0- 1	0- 1	NON-CONFERENCE	2- 1	0- 0	2- 0				
2- 1	0- 0	0- 0	HOME	1- 1	0- 0	1- 0				
1- 2	0- 1	0- 1	AWAY	0- 0	0- 0	1- 0				
1- 0	0- 0	0- 0	NEUTRAL	1- 0	0- 0	0- 0				
0- 0	0- 0	0- 0	CONFERENCE	0- 0	0- 0	0- 0				
0- 0	0- 0	0- 0	HOME	0- 0	0- 0	0- 0				
0- 0	0- 0	0- 0	AWAY	0- 0	0- 0	0- 0				
0- 0	0- 0	0- 0	NEUTRAL	0- 0	0- 0	0- 0				

RPI 1-25				RPI 26-50				Team's RPI: 38	RPI 51-100				RPI 101+			
RPI	S	Opponent	Score	RPI	S	Opponent	Score		RPI	S	Opponent	Score	RPI	S	Opponent	Score
5	A	Green Bay	56 71	32	A	North Carolina	73 78		60	H	Wake Forest	68 78	193	A	Central Mich.	71 57
									68	H	Bucknell	64 58	207	H	Rutgers	66 54
									71	N	Eastern Wash.	76 55				
LAST 12 Division I GAMES:																
207	H	Rutgers	66 54	193	A	Central Mich.	71 57		71	N	Eastern Wash.	76 55				
5	A	Green Bay	56 71	32	A	North Carolina	73 78		60	H	Wake Forest	68 78				
									68	H	Bucknell	64 58				

Non-Div I Games:

Elon

Average RPI Win:	307	WON-LOST	WINNING	LAST 10	STRENGTH OF	OPP. STRENGTH	TEAM	ADJ.	CONF.	ADJ CONF.
Average RPI Loss:	196	RECORD	PCT. RANK	GAMES	SCHEDULE	OF SCHEDULE	RPI	RPI	RPI	RPI
DIV. I ONLY	2- 5	242	2- 5	207	333	270	270	15	15	
DIV. I NON-CONF.	2- 5	243	2- 5	208	332	268	268	15	15	
TOTALS	RPI 1-25	RPI 26-50	W-L RECORDS	RPI 51-100	RPI 101-150	RPI 150+				
2- 5	0- 0	0- 1	OVERALL	0- 0	0- 1	2- 3				
0- 3	0- 0	0- 0	HOME	0- 0	0- 1	0- 2				
2- 2	0- 0	0- 0	AWAY	0- 0	0- 0	2- 0				
0- 0	0- 0	0- 0	NEUTRAL	0- 0	0- 0	0- 0				
2- 5	0- 0	0- 1	NON-CONFERENCE	0- 0	0- 1	2- 3				
0- 3	0- 0	0- 0	HOME	0- 0	0- 1	0- 2				
2- 2	0- 0	0- 1	AWAY	0- 0	0- 0	2- 1				
0- 0	0- 0	0- 0	NEUTRAL	0- 0	0- 0	0- 0				
0- 0	0- 0	0- 0	CONFERENCE	0- 0	0- 0	0- 0				
0- 0	0- 0	0- 0	HOME	0- 0	0- 0	0- 0				
0- 0	0- 0	0- 0	AWAY	0- 0	0- 0	0- 0				
0- 0	0- 0	0- 0	NEUTRAL	0- 0	0- 0	0- 0				

RPI S	Opponent	Score	RPI S	Opponent	Score	RPI S	Opponent	Score	RPI S	Opponent	Score	Team's RPI: 270
46	A Northwestern	66 88							147	H Cleveland St.	62 66	
									212	A Ball St.	49 84	
									258	H Southeast Mo. St.	74 76	
									284	A Valparaiso	70 65	
									319	H Eastern Ill.	63 73	
									329	A Murray St.	82 77	
LAST 12 Division I GAMES:												
329	A Murray St.	82 77	212	A Ball St.	49 84							
284	A Valparaiso	70 65	319	H Eastern Ill.	63 73							
46	A Northwestern	66 88	147	H Cleveland St.	62 66							
258	H Southeast Mo. St.	74 76										

Non-Div I Games: Oakland City 108 68

Evansville

Average RPI Win:	199	WON-LOST	WINNING	LAST 10	STRENGTH OF	OPP. STRENGTH	TEAM	ADJ.	CONF.	ADJ CONF.
Average RPI Loss:	130	RECORD	PCT. RANK	GAMES	SCHEDULE	OF SCHEDULE	RPI	RPI	RPI	RPI
DIV. I ONLY	2- 5	242	0- 1	69	222	161	161	25	25	
DIV. I NON-CONF.	2- 5	243	0- 1	71	222	162	162	25	25	
TOTALS	RPI 1-25	RPI 26-50	W-L RECORDS	RPI 51-100	RPI 101-150	RPI 150+				
2- 5	0- 0	0- 0	OVERALL	0- 2	0- 1	2- 2				
1- 0	0- 0	0- 0	HOME	0- 0	0- 0	1- 0				
1- 2	0- 0	0- 0	AWAY	0- 0	0- 1	1- 1				
0- 3	0- 0	0- 0	NEUTRAL	0- 2	0- 0	0- 1				
2- 5	0- 0	0- 0	NON-CONFERENCE	0- 2	0- 1	2- 2				
1- 0	0- 0	0- 0	HOME	0- 0	0- 0	1- 0				
1- 2	0- 0	0- 0	AWAY	0- 0	0- 1	1- 1				
0- 3	0- 0	0- 0	NEUTRAL	0- 2	0- 0	0- 1				
0- 0	0- 0	0- 0	CONFERENCE	0- 0	0- 0	0- 0				
0- 0	0- 0	0- 0	HOME	0- 0	0- 0	0- 0				
0- 0	0- 0	0- 0	AWAY	0- 0	0- 0	0- 0				
0- 0	0- 0	0- 0	NEUTRAL	0- 0	0- 0	0- 0				

RPI 1-25				RPI 26-50				RPI 51-100				RPI 101+				Team's RPI: 161	
RPI	S	Opponent	Score	RPI	S	Opponent	Score	RPI	S	Opponent	Score	RPI	S	Opponent	Score		
								74	N	Ohio St.	66	79	103	A	Northern Colo.	74	77
								88	N	George Washington	47	76	152	A	Quinnipiac	56	66
													177	A	Hartford	70	63
													221	H	FIU	89	42
													233	N	Kent St.	64	77
LAST 12 Division I GAMES:																	
				103	A	Northern Colo.	74	77	88	N	George Washington	47	76				
				221	H	FIU	89	42	233	N	Kent St.	64	77				
				177	A	Hartford	70	63	74	N	Ohio St.	66	79				
				152	A	Quinnipiac	56	66									

Non-Div I Games: Ave Maria 101 34

FGCU

Average RPI Win:	243	WON-LOST	WINNING	LAST 10	STRENGTH OF	OPP. STRENGTH	TEAM	ADJ.	CONF.	ADJ CONF.
Average RPI Loss:	86	RECORD	PCT. RANK	GAMES	SCHEDULE	OF SCHEDULE	RPI	RPI	RPI	RPI
DIV. I ONLY	1- 6	299	1- 6	48	135	221	221	10	10	
DIV. I NON-CONF.	1- 6	298	1- 6	48	137	223	223	10	10	
TOTALS	RPI 1-25	RPI 26-50	W-L RECORDS	RPI 51-100	RPI 101-150	RPI 150+				
1- 6	0- 2	0- 0	OVERALL	0- 2	0- 0	1- 2				
1- 4	0- 1	0- 0	HOME	0- 2	0- 0	1- 1				
0- 2	0- 1	0- 0	AWAY	0- 0	0- 0	0- 1				
0- 0	0- 0	0- 0	NEUTRAL	0- 0	0- 0	0- 0				
1- 6	0- 2	0- 0	NON-CONFERENCE	0- 2	0- 0	1- 2				
1- 4	0- 1	0- 0	HOME	0- 2	0- 0	1- 1				
0- 2	0- 1	0- 0	AWAY	0- 0	0- 0	0- 1				
0- 0	0- 0	0- 0	NEUTRAL	0- 0	0- 0	0- 0				
0- 0	0- 0	0- 0	CONFERENCE	0- 0	0- 0	0- 0				
0- 0	0- 0	0- 0	HOME	0- 0	0- 0	0- 0				
0- 0	0- 0	0- 0	AWAY	0- 0	0- 0	0- 0				
0- 0	0- 0	0- 0	NEUTRAL	0- 0	0- 0	0- 0				

RPI	S	Opponent	Score
4	H	Georgetown	53 66
8	A	South Fla.	41 91

RPI	S	Opponent	Score
-----	---	----------	-------

RPI	S	Opponent	Score
89	H	UCF	52 69
96	H	Jacksonville	56 71

RPI	S	Opponent	Score	Team's RPI: 221
155	H	Weber St.	61 64	
161	A	FGCU	42 89	
243	H	Robert Morris	59 57	

LAST 12 Division I GAMES:

96	H	Jacksonville	56	71	243	H	Robert Morris	59	57
8	A	South Fla.	41	91	155	H	Weber St.	61	64
					4	H	Georgetown	53	66
					161	A	FGCU	42	89
					89	H	UCF	52	69

Non-Div I Games:

FIU

Average RPI Win:	279	WON-LOST	WINNING	LAST 10	STRENGTH OF	OPP. STRENGTH	TEAM	ADJ.	CONF.	ADJ CONF.
Average RPI Loss:	164	RECORD	PCT. RANK	GAMES	SCHEDULE	OF SCHEDULE	RPI	RPI	RPI	RPI
DIV. I ONLY	4- 5	186	4- 5	296	192	257	257	20	20	
DIV. I NON-CONF.	3- 4	195	3- 4	300	194	258	258	20	20	
TOTALS	RPI 1-25	RPI 26-50	W-L RECORDS	RPI 51-100	RPI 101-150	RPI 150+				
4- 5	0- 0	0- 0	OVERALL	0- 1	0- 2	4- 2				
2- 2	0- 0	0- 0	HOME	0- 0	0- 1	2- 1				
2- 3	0- 0	0- 0	AWAY	0- 1	0- 1	2- 1				
0- 0	0- 0	0- 0	NEUTRAL	0- 0	0- 0	0- 0				
3- 4	0- 0	0- 0	NON-CONFERENCE	0- 1	0- 2	3- 1				
1- 2	0- 0	0- 0	HOME	0- 0	0- 1	1- 1				
2- 2	0- 0	0- 0	AWAY	0- 1	0- 1	2- 0				
0- 0	0- 0	0- 0	NEUTRAL	0- 0	0- 0	0- 0				
1- 1	0- 0	0- 0	CONFERENCE	0- 0	0- 0	1- 1				
1- 0	0- 0	0- 0	HOME	0- 0	0- 0	1- 0				
0- 1	0- 0	0- 0	AWAY	0- 0	0- 0	0- 1				
0- 0	0- 0	0- 0	NEUTRAL	0- 0	0- 0	0- 0				

RPI 1-25				RPI 26-50				RPI 51-100				RPI 101+ Team's RPI: 257					
RPI	S	Opponent	Score	RPI	S	Opponent	Score	RPI	S	Opponent	Score	RPI	S	Opponent	Score		
								70	A	Harvard	44	58	136	A	Albany (NY)	45	59
													143	H	Sacred Heart	44	56
													167	H	Iona	68	59
													217	H	Rhode Island	65	72
													252	A	Siena	52	67
													299	H	Loyola Maryland	58	57
													324	A	Mt. St. Mary's	70	57
													327	A	UMass Lowell	65	41
LAST 12 Division I GAMES:																	
				167	H	Iona	68	59		136	A	Albany (NY)	45	59			
				252	A	Siena	52	67		299	H	Loyola Maryland	58	57			
				70	A	Harvard	44	58		143	H	Sacred Heart	44	56			
				217	H	Rhode Island	65	72									
				324	A	Mt. St. Mary's	70	57									
				327	A	UMass Lowell	65	41									

Non-Div I Games:

Fairfield

Average RPI Win:	310	WON-LOST	WINNING	LAST 10	STRENGTH OF	OPP. STRENGTH	TEAM	ADJ.	CONF.	ADJ CONF.
Average RPI Loss:	235	RECORD	PCT. RANK	GAMES	SCHEDULE	OF SCHEDULE	RPI	RPI	RPI	RPI
DIV. I ONLY	2- 5	242	2- 5	339	286	334	334	32	32	
DIV. I NON-CONF.	2- 5	243	2- 5	339	286	334	334	32	32	
TOTALS	RPI 1-25	RPI 26-50	W-L RECORDS	RPI 51-100	RPI 101-150	RPI 150+				
2- 5	0- 0	0- 0	OVERALL	0- 0	0- 0	2- 5				
1- 2	0- 0	0- 0	HOME	0- 0	0- 0	1- 2				
1- 3	0- 0	0- 0	AWAY	0- 0	0- 0	1- 3				
0- 0	0- 0	0- 0	NEUTRAL	0- 0	0- 0	0- 0				
2- 5	0- 0	0- 0	NON-CONFERENCE	0- 0	0- 0	2- 5				
1- 2	0- 0	0- 0	HOME	0- 0	0- 0	1- 2				
1- 3	0- 0	0- 0	AWAY	0- 0	0- 0	1- 3				
0- 0	0- 0	0- 0	NEUTRAL	0- 0	0- 0	0- 0				
0- 0	0- 0	0- 0	CONFERENCE	0- 0	0- 0	0- 0				
0- 0	0- 0	0- 0	HOME	0- 0	0- 0	0- 0				
0- 0	0- 0	0- 0	AWAY	0- 0	0- 0	0- 0				
0- 0	0- 0	0- 0	NEUTRAL	0- 0	0- 0	0- 0				

RPI 1-25			RPI 26-50			RPI 51-100			RPI 101+			Team's RPI: 334
RPI	S	Opponent	Score	RPI	S	Opponent	Score	RPI	S	Opponent	Score	
								156	A	Army West Point	58	86
								213	H	Air Force	48	56
								219	H	Binghamton	69	80
								259	A	New Mexico	56	83
								288	H	Longwood	75	59
								327	A	UMass Lowell	55	61
								332	A	NJIT	66	61
LAST 12 Division I GAMES:												
332	A	NJIT	66	61	327	A	UMass Lowell	55	61			
288	H	Longwood	75	59	219	H	Binghamton	69	80			
259	A	New Mexico	56	83	156	A	Army West Point	58	86			
					213	H	Air Force	48	56			

Non-Div I Games: Queens (NY)

54

70

Fairleigh Dickinson

Fla. Atlantic

Through Games Of Dec. 7, 2016

Average RPI Win:	189	WON-LOST	WINNING	LAST 10	STRENGTH OF	OPP. STRENGTH	TEAM	ADJ.	CONF.	ADJ CONF.
Average RPI Loss:	156	RECORD	PCT. RANK	GAMES	SCHEDULE	OF SCHEDULE	RPI	RPI	RPI	RPI
DIV. I ONLY	2- 5	242	2- 5	83	291	218	218	10	10	
DIV. I NON-CONF.	2- 5	243	2- 5	83	291	220	220	10	10	
TOTALS	RPI 1-25	RPI 26-50	W-L RECORDS	RPI 51-100	RPI 101-150	RPI 150+				
2- 5	0- 0	0- 0	OVERALL	0- 1	1- 2	1- 2				
2- 1	0- 0	0- 0	HOME	0- 0	1- 0	1- 1				
0- 4	0- 0	0- 0	AWAY	0- 1	0- 2	0- 1				
0- 0	0- 0	0- 0	NEUTRAL	0- 0	0- 0	0- 0				
2- 5	0- 0	0- 0	NON-CONFERENCE	0- 1	1- 2	1- 2				
2- 1	0- 0	0- 0	HOME	0- 0	1- 0	1- 1				
0- 4	0- 0	0- 0	AWAY	0- 1	0- 2	0- 1				
0- 0	0- 0	0- 0	NEUTRAL	0- 0	0- 0	0- 0				
0- 0	0- 0	0- 0	CONFERENCE	0- 0	0- 0	0- 0				
0- 0	0- 0	0- 0	HOME	0- 0	0- 0	0- 0				
0- 0	0- 0	0- 0	AWAY	0- 0	0- 0	0- 0				
0- 0	0- 0	0- 0	NEUTRAL	0- 0	0- 0	0- 0				

RPI 1-25			RPI 26-50			RPI 51-100			RPI 101+			Team's RPI: 218
RPI	S	Opponent	Score	RPI	S	Opponent	Score	RPI	S	Opponent	Score	
						79 A Mercer	57 74	126 A Arizona		67 77		
								130 H Indiana St.		70 67		
								138 A North Florida		88 95		
								208 A Grand Canyon		60 81		
								231 H Richmond		67 77		
								247 H Jacksonville St.		63 55		
LAST 12 Division I GAMES:												
208 A Grand Canyon		60 81	247 H Jacksonville St.		63 55	126 A Arizona		67 77	138 A North Florida		88 95	
231 H Richmond		67 77	79 A Mercer		57 74	130 H Indiana St.		70 67				

Non-Div I Games: Fla. Memorial 84 64

Fla. Atlantic

Loss, Non-Conf, S Site, H Home A Away N Neutral

Average RPI Win: 159		WON-LOST	WINNING	LAST 10	STRENGTH OF	OPP. STRENGTH	TEAM	ADJ.	CONF.	ADJ CONF.
Average RPI Loss: 52		RECORD	PCT. RANK	GAMES	SCHEDULE	OF SCHEDULE	RPI	RPI	RPI	RPI
DIV. I ONLY		6- 2	57	6- 2	96	89	31	31	1	1
DIV. I NON-CONF.		6- 2	57	6- 2	96	92	32	32	1	1
TOTALS	RPI 1-25	RPI 26-50		W-L RECORDS		RPI 51-100	RPI 101-150		RPI 150+	
6- 2	0- 0	0- 1		OVERALL		2- 1	1- 0		3- 0	
0- 0	0- 0	0- 0		HOME		0- 0	0- 0		0- 0	
2- 2	0- 0	0- 1		AWAY		0- 1	1- 0		1- 0	
4- 0	0- 0	0- 0		NEUTRAL		2- 0	0- 0		2- 0	
6- 2	0- 0	0- 1		NON-CONFERENCE		2- 1	1- 0		3- 0	
0- 0	0- 0	0- 0		HOME		0- 0	0- 0		0- 0	
2- 2	0- 0	0- 1		AWAY		0- 1	1- 0		1- 0	
4- 0	0- 0	0- 0		NEUTRAL		2- 0	0- 0		2- 0	
0- 0	0- 0	0- 0		CONFERENCE		0- 0	0- 0		0- 0	
0- 0	0- 0	0- 0		HOME		0- 0	0- 0		0- 0	
0- 0	0- 0	0- 0		AWAY		0- 0	0- 0		0- 0	
0- 0	0- 0	0- 0		NEUTRAL		0- 0	0- 0		0- 0	

RPI 1-25				Team's RPI: 31		RPI 51-100				RPI 101+					
RPI	S	Opponent	Score	RPI	S	Opponent	Score	RPI	S	Opponent	Score	RPI	S	Opponent	Score
				46	A	Northwestern	68 73	58	A	Arizona St.	63 69	132	A	Chattanooga	72 61
								81	N	Temple	83 76	154	N	Long Beach St.	83 53
								94	N	South Ala.	85 33	204	N	Wofford	74 51
												290	A	Arkansas St.	71 60
LAST 12 Division I GAMES:															
				204	N	Wofford	74 51	58	A	Arizona St.	63 69				
				46	A	Northwestern	68 73	154	N	Long Beach St.	83 53				
				290	A	Arkansas St.	71 60								
				81	N	Temple	83 76								
				132	A	Chattanooga	72 61								
				94	N	South Ala.	85 33								

Non-Div I Games:

Florida

■ Loss, ■ Non-Conf, S Site, H Home A Away N Neutral

Through Games Of Dec-7, 1918									
Average RPI Win: 0	WON-LOST	WINNING	LAST 10	STRENGTH OF	OPP. STRENGTH	TEAM	ADJ.	CONF.	ADJ CONF.
Average RPI Loss: 237	RECORD	PCT. RANK	GAMES	SCHEDULE	OF SCHEDULE	RPI	RPI	RPI	RPI
DIV. I ONLY	0- 6	324	0- 6	315	321	347	347	33	33
DIV. I NON-CONF.	0- 6	323	0- 6	314	320	347	347	33	33

TOTALS	RPI 1-25	RPI 26-50	W-L RECORDS	RPI 51-100	RPI 101-150	RPI 150+			
0- 6	0- 0	0- 0	OVERALL	0- 0	0- 1	0- 5			
0- 2	0- 0	0- 0	HOME	0- 0	0- 0	0- 2			
0- 2	0- 0	0- 0	AWAY	0- 0	0- 1	0- 1			
0- 2	0- 0	0- 0	NEUTRAL	0- 0	0- 0	0- 2			
0- 6	0- 0	0- 0	NON-CONFERENCE	0- 0	0- 1	0- 5			
0- 2	0- 0	0- 0	HOME	0- 0	0- 0	0- 2			
0- 2	0- 0	0- 0	AWAY	0- 0	0- 1	0- 1			
0- 2	0- 0	0- 0	NEUTRAL	0- 0	0- 0	0- 2			
0- 0	0- 0	0- 0	CONFERENCE	0- 0	0- 0	0- 0			
0- 0	0- 0	0- 0	HOME	0- 0	0- 0	0- 0			
0- 0	0- 0	0- 0	AWAY	0- 0	0- 0	0- 0			
0- 0	0- 0	0- 0	NEUTRAL	0- 0	0- 0	0- 0			

RPI 1-25				RPI 26-50				RPI 51-100				RPI 101+				Team's RPI: 347	
RPI	S	Opponent	Score	RPI	S	Opponent	Score	RPI	S	Opponent	Score	RPI	S	Opponent	Score		
												138	A	North Florida	60	71	
												200	A	Marshall	67	77	
												231	N	Richmond	51	64	
												247	N	Jacksonville St.	54	66	
												287	H	Western Caro.	61	62	
												319	H	Eastern Ill.	50	66	
LAST 12 Division I GAMES:																	
												287	H	Western Caro.	61	62	
												247	N	Jacksonville St.	54	66	
												231	N	Richmond	51	64	
												319	H	Eastern Ill.	50	66	
												200	A	Marshall	67	77	
												138	A	North Florida	60	71	

Non-Div I Games:	Thomas (GA)	74	65
------------------	-------------	----	----

Florida A&M

■ Loss, ■ Non-Conf, S Site, H Home A Away N Neutral

Average RPI Win: 160		WON-LOST	WINNING	LAST 10	STRENGTH OF	OPP. STRENGTH	TEAM	ADJ.	CONF.	ADJ CONF.
Average RPI Loss: 1		RECORD	PCT. RANK	GAMES	SCHEDULE	OF SCHEDULE	RPI	RPI	RPI	RPI
DIV. I ONLY		8- 1	22	8- 1	30	112	19	19	3	3
DIV. I NON-CONF.		8- 1	22	8- 1	30	115	19	19	3	3
TOTALS	RPI 1-25	RPI 26-50		W-L RECORDS		RPI 51-100	RPI 101-150	RPI 150+		
8- 1	2- 1	0- 0		OVERALL		1- 0	2- 0	3- 0		
4- 1	0- 1	0- 0		HOME		1- 0	1- 0	2- 0		
1- 0	1- 0	0- 0		AWAY		0- 0	0- 0	0- 0		
3- 0	1- 0	0- 0		NEUTRAL		0- 0	1- 0	1- 0		
8- 1	2- 1	0- 0		NON-CONFERENCE		1- 0	2- 0	3- 0		
4- 1	0- 1	0- 0		HOME		1- 0	1- 0	2- 0		
1- 0	1- 0	0- 0		AWAY		0- 0	0- 0	0- 0		
3- 0	1- 0	0- 0		NEUTRAL		0- 0	1- 0	1- 0		
0- 0	0- 0	0- 0		CONFERENCE		0- 0	0- 0	0- 0		
0- 0	0- 0	0- 0		HOME		0- 0	0- 0	0- 0		
0- 0	0- 0	0- 0		AWAY		0- 0	0- 0	0- 0		
0- 0	0- 0	0- 0		NEUTRAL		0- 0	0- 0	0- 0		

RPI 1-25				Team's RPI: 19		RPI 26-50				RPI 51-100				RPI 101+			
RPI	S	Opponent	Score	RPI	S	Opponent	Score	RPI	S	Opponent	Score	RPI	S	Opponent	Score		
1	H	UConn	76 78					96	H	Jacksonville	90 47	118	N	Gonzaga	87 69		
23	A	Minnesota	75 61									148	H	James Madison	84 64		
24	N	Michigan	76 62									247	H	Jacksonville St.	73 62		
												287	H	Western Caro.	90 41		
												333	N	Winthrop	98 35		
LAST 12 Division I GAMES:																	
287	H	Western Caro.	90 41	96	H	Jacksonville	90 47										
23	A	Minnesota	75 61	1	H	UConn	76 78										
24	N	Michigan	76 62	247	H	Jacksonville St.	73 62										
118	N	Gonzaga	87 69														
333	N	Winthrop	98 35														
148	H	James Madison	84 64														

Non-Div I Games:

Florida St.

■ Loss, ■ Non-Conf, S Site, ■ Home ■ Away N Neutral

Average RPI Win:	167	WON-LOST	WINNING	LAST 10	STRENGTH OF	OPP. STRENGTH	TEAM	ADJ.	CONF.	ADJ CONF.
Average RPI Loss:	75	RECORD	PCT. RANK	GAMES	SCHEDULE	OF SCHEDULE	RPI	RPI	RPI	RPI
DIV. I ONLY	6- 3	97	6- 3	194	15	102	102	11	11	
DIV. I NON-CONF.	5- 3	115	5- 3	188	22	114	114	11	11	
TOTALS	RPI 1-25	RPI 26-50	W-L RECORDS	RPI 51-100	RPI 101-150	RPI 150+				
6- 3	0- 1	0- 0	OVERALL	2- 1	1- 0	3- 1				
5- 0	0- 0	0- 0	HOME	2- 0	1- 0	2- 0				
0- 2	0- 1	0- 0	AWAY	0- 0	0- 0	0- 0				
1- 1	0- 0	0- 0	NEUTRAL	0- 1	0- 0	1- 0				
5- 3	0- 1	0- 0	NON-CONFERENCE	1- 1	1- 0	3- 1				
4- 0	0- 0	0- 0	HOME	1- 0	1- 0	2- 0				
0- 2	0- 1	0- 0	AWAY	0- 0	0- 0	0- 1				
1- 1	0- 0	0- 0	NEUTRAL	0- 1	0- 0	1- 0				
1- 0	0- 0	0- 0	CONFERENCE	1- 0	0- 0	0- 0				
1- 0	0- 0	0- 0	HOME	1- 0	0- 0	0- 0				
0- 0	0- 0	0- 0	AWAY	0- 0	0- 0	0- 0				
0- 0	0- 0	0- 0	NEUTRAL	0- 0	0- 0	0- 0				

RPI 1-25				RPI 26-50				RPI 51-100				RPI 101+				Team's RPI: 102
RPI	S	Opponent	Score	RPI	S	Opponent	Score	RPI	S	Opponent	Score	RPI	S	Opponent	Score	
2	A	Notre Dame	36 67					56	N	Texas Tech	50 59	136	H	Albany (NY)	89 82	
								65	H	Duquesne	64 51	167	A	Iona	46 55	
								80	H	Little Rock	65 43	205	H	Boston College	56 49	
												241	H	Furman	60 47	
												276	N	Grambling	59 53	
LAST 12 Division I GAMES:																
276	N	Grambling	59 53	167	A	Iona	46 55	205	H	Boston College	56 49					
56	N	Texas Tech	50 59	65	H	Duquesne	64 51									
136	H	Albany (NY)	89 82													
80	H	Little Rock	65 43													
2	A	Notre Dame	36 67													
241	H	Furman	60 47													

Non-Div I Games:

Fordham

Average RPI Win: 0		WON-LOST	WINNING	LAST 10	STRENGTH OF	OPP. STRENGTH	TEAM	ADJ.	CONF.	ADJ CONF.
Average RPI Loss: 221		RECORD	PCT. RANK	GAMES	SCHEDULE	OF SCHEDULE	RPI	RPI	RPI	RPI
DIV. I ONLY		0- 7	324	0- 7	284	313	344	344	14	14
DIV. I NON-CONF.		0- 7	323	0- 7	285	312	344	344	14	14
TOTALS		RPI 1-25	RPI 26-50	W-L RECORDS	RPI 51-100	RPI 101-150	RPI 150+			
0- 7	0- 0		0- 0	OVERALL	0- 0	0- 1	0- 6			
0- 3	0- 0		0- 0	HOME	0- 0	0- 1	0- 2			
0- 4	0- 0		0- 0	AWAY	0- 0	0- 0	0- 4			
0- 0	0- 0		0- 0	NEUTRAL	0- 0	0- 0	0- 0			
0- 7	0- 0		0- 0	NON-CONFERENCE	0- 0	0- 1	0- 6			
0- 3	0- 0		0- 0	HOME	0- 0	0- 1	0- 2			
0- 4	0- 0		0- 0	AWAY	0- 0	0- 0	0- 4			
0- 0	0- 0		0- 0	NEUTRAL	0- 0	0- 0	0- 0			
0- 0	0- 0		0- 0	CONFERENCE	0- 0	0- 0	0- 0			
0- 0	0- 0		0- 0	HOME	0- 0	0- 0	0- 0			
0- 0	0- 0		0- 0	AWAY	0- 0	0- 0	0- 0			
0- 0	0- 0		0- 0	NEUTRAL	0- 0	0- 0	0- 0			

RPI 1-25				RPI 26-50				RPI 51-100				RPI 101+				Team's RPI: 344	
RPI	S	Opponent	Score	RPI	S	Opponent	Score	RPI	S	Opponent	Score	RPI	S	Opponent	Score		
												119	H	Belmont	59	85	
												176	A	Western Mich.	35	61	
												187	H	Oakland	61	82	
												233	A	Kent St.	55	66	
												249	H	Coastal Caro.	57	72	
												269	A	Butler	64	70	
												316	A	Illinois	33	56	
LAST 12 Division I GAMES:																	
				119	H	Belmont	59	85				176	A	Western Mich.	35	61	
												316	A	Illinois	33	56	
												233	A	Kent St.	55	66	
												249	H	Coastal Caro.	57	72	
												187	H	Oakland	61	82	
												269	A	Butler	64	70	

Non-Div I Games:	Defiance	76	58	Trine	71	80
------------------	----------	----	----	-------	----	----

Fort Wayne

■ Loss, ■ Non-Conf, S Site, H Home A Away N Neutral

Average RPI Win: 192		WON-LOST	WINNING	LAST 10	STRENGTH OF	OPP. STRENGTH	TEAM	ADJ.	CONF.	ADJ CONF.
Average RPI Loss: 54		RECORD	PCT. RANK	GAMES	SCHEDULE	OF SCHEDULE	RPI	RPI	RPI	RPI
DIV. I ONLY		3- 3	155	3- 3	55	101	109	109	9	9
DIV. I NON-CONF.		3- 3	154	3- 3	56	103	107	107	9	9
TOTALS		RPI 1-25	RPI 26-50	W-L RECORDS	RPI 51-100	RPI 101-150	RPI 150+			
3- 3	0- 1		0- 1	OVERALL	0- 0	1- 1	2- 0			
1- 2	0- 1		0- 0	HOME	0- 0	0- 1	1- 0			
0- 1	0- 0		0- 1	AWAY	0- 0	0- 0	0- 0			
2- 0	0- 0		0- 0	NEUTRAL	0- 0	1- 0	1- 0			
3- 3	0- 1		0- 1	NON-CONFERENCE	0- 0	1- 1	2- 0			
1- 2	0- 1		0- 0	HOME	0- 0	0- 1	1- 0			
0- 1	0- 0		0- 1	AWAY	0- 0	0- 0	0- 0			
2- 0	0- 0		0- 0	NEUTRAL	0- 0	1- 0	1- 0			
0- 0	0- 0		0- 0	CONFERENCE	0- 0	0- 0	0- 0			
0- 0	0- 0		0- 0	HOME	0- 0	0- 0	0- 0			
0- 0	0- 0		0- 0	AWAY	0- 0	0- 0	0- 0			
0- 0	0- 0		0- 0	NEUTRAL	0- 0	0- 0	0- 0			

RPI 1-25					
RPI	S	Opponent	Score		
15	H	Utah	55	65	
RPI 26-50					
RPI	S	Opponent	Score		
26	A	Washington	54	85	
RPI 51-100					
RPI	S	Opponent	Score		
119	N	Belmont	62	53	
121	H	CSUN	57	61	
178	H	San Francisco	61	48	
279	N	UC Irvine	63	45	
Team's RPI: 109					
LAST 12 Division I GAMES:					
26	A	Washington	54	85	15 H Utah 55 65
178	H	San Francisco	61	48	
279	N	UC Irvine	63	45	
119	N	Belmont	62	53	
121	H	CSUN	57	61	

Non-Div I Games:	Biola	71	50	Cal St. Dom. Hills	73	60
------------------	-------	----	----	--------------------	----	----

Fresno St.

■ Loss, ■ Non-Conf, S Site, H Home A Away N Neutral

Average RPI Win:	265	WON-LOST	WINNING	LAST 10	STRENGTH OF	OPP. STRENGTH	TEAM	ADJ.	CONF.	ADJ CONF.
Average RPI Loss:	101	RECORD	PCT. RANK	GAMES	SCHEDULE	OF SCHEDULE	RPI	RPI	RPI	RPI
DIV. I ONLY	2- 6	263	0- 1	112	255	241	241	22	22	
DIV. I NON-CONF.	2- 6	261	0- 1	112	255	242	242	22	22	
TOTALS	RPI 1-25	RPI 26-50	W-L RECORDS	RPI 51-100	RPI 101-150	RPI 150+				
2- 6	0- 0	0- 1	OVERALL	0- 2	0- 2	2- 1				
2- 1	0- 0	0- 0	HOME	0- 0	0- 1	2- 0				
0- 4	0- 0	0- 0	AWAY	0- 0	0- 0	0- 1				
0- 1	0- 0	0- 0	NEUTRAL	0- 1	0- 0	0- 0				
2- 6	0- 0	0- 1	NON-CONFERENCE	0- 2	0- 2	2- 1				
2- 1	0- 0	0- 0	HOME	0- 0	0- 1	2- 0				
0- 4	0- 0	0- 1	AWAY	0- 1	0- 1	0- 1				
0- 1	0- 0	0- 0	NEUTRAL	0- 1	0- 0	0- 0				
0- 0	0- 0	0- 0	CONFERENCE	0- 0	0- 0	0- 0				
0- 0	0- 0	0- 0	HOME	0- 0	0- 0	0- 0				
0- 0	0- 0	0- 0	AWAY	0- 0	0- 0	0- 0				
0- 0	0- 0	0- 0	NEUTRAL	0- 0	0- 0	0- 0				

RPI S	Opponent	Score	RPI S	Opponent	Score	RPI S	Opponent	Score	RPI S	Opponent	Score	Team's RPI: 241
30	A Georgia	62 67	60	A Wake Forest	52 59	102	A Fordham	47 60	148	H VCU	61 75	
			71	N Eastern Wash.	56 68	190	H UNC Asheville	63 51	193	A Central Mich.	71 81	
						339	H USC Upstate	57 37				
LAST 12 Division I GAMES:												
60	A Wake Forest	52 59	193	A Central Mich.	71 81							
71	N Eastern Wash.	56 68	148	H VCU	61 75							
102	A Fordham	47 60	30	A Georgia	62 67							
			190	H UNC Asheville	63 51							
			339	H USC Upstate	57 37							

Non-Div I Games: Mars Hill 81 46 Newberry 67 41

Furman

Ga. Southern

Through Games Of Dec. 7, 2016

Average RPI Win:	323	WON-LOST	WINNING	LAST 10	STRENGTH OF	OPP. STRENGTH	TEAM	ADJ.	CONF.	ADJ CONF.
Average RPI Loss:	129	RECORD	PCT. RANK	GAMES	SCHEDULE	OF SCHEDULE	RPI	RPI	RPI	RPI
DIV. I ONLY	2- 5	242	2- 5	50	341	170	170	16	16	
DIV. I NON-CONF.	2- 5	243	2- 5	50	341	170	170	16	16	
TOTALS	RPI 1-25	RPI 26-50	W-L RECORDS	RPI 51-100	RPI 101-150	RPI 150+				
2- 5	0- 0	0- 0	OVERALL	0- 3	0- 0	2- 2				
1- 1	0- 0	0- 0	HOME	0- 1	0- 0	1- 0				
1- 4	0- 0	0- 0	AWAY	0- 2	0- 0	1- 2				
0- 0	0- 0	0- 0	NEUTRAL	0- 0	0- 0	0- 0				
2- 5	0- 0	0- 0	NON-CONFERENCE	0- 3	0- 0	2- 2				
1- 1	0- 0	0- 0	HOME	0- 1	0- 0	1- 0				
1- 4	0- 0	0- 0	AWAY	0- 2	0- 0	1- 2				
0- 0	0- 0	0- 0	NEUTRAL	0- 0	0- 0	0- 0				
0- 0	0- 0	0- 0	CONFERENCE	0- 0	0- 0	0- 0				
0- 0	0- 0	0- 0	HOME	0- 0	0- 0	0- 0				
0- 0	0- 0	0- 0	AWAY	0- 0	0- 0	0- 0				
0- 0	0- 0	0- 0	NEUTRAL	0- 0	0- 0	0- 0				

RPI 1-25			RPI 26-50			RPI 51-100			RPI 101+			Team's RPI: 170
RPI	S	Opponent	Score	RPI	S	Opponent	Score	RPI	S	Opponent	Score	
						77 A Clemson	47 58	160 A Alabama		48 66		
						79 H Mercer	56 77	247 A Jacksonville St.		55 67		
						83 A IUPUI	57 83	308 H N.C. A&T		65 50		
								338 A Savannah St.		50 45		
LAST 12 Division I GAMES:												
338 A Savannah St.		50 45	160 A Alabama		48 66	79 H Mercer		56 77	247 A Jacksonville St.		55 67	
83 A IUPUI		57 83	77 A Clemson		47 58	308 H N.C. A&T		65 50				

Non-Div I Games: Thomas (GA) 106 43

Ga. Southern

■ Loss,
 ■ Non-Conf, S Site,
 ■ Home
 ■ Away
 N Neutral

Average RPI Win:	339	WON-LOST	WINNING	LAST 10	STRENGTH OF	OPP. STRENGTH	TEAM	ADJ.	CONF.	ADJ CONF.
Average RPI Loss:	160	RECORD	PCT. RANK	GAMES	SCHEDULE	OF SCHEDULE	RPI	RPI	RPI	RPI
DIV. I ONLY	1- 4	284	0- 1	123	339	238	238	26	26	
DIV. I NON-CONF.	1- 4	281	0- 1	123	339	239	239	26	26	
TOTALS	RPI 1-25	RPI 26-50	W-L RECORDS	RPI 51-100	RPI 101-150	RPI 150+				
1- 4	0- 0	0- 1	OVERALL	0- 0	0- 0	1- 3				
0- 0	0- 0	0- 0	HOME	0- 0	0- 0	0- 0				
1- 2	0- 0	0- 1	AWAY	0- 0	0- 0	1- 0				
0- 2	0- 0	0- 0	NEUTRAL	0- 0	0- 0	0- 2				
1- 4	0- 0	0- 1	NON-CONFERENCE	0- 0	0- 0	1- 3				
0- 0	0- 0	0- 0	HOME	0- 0	0- 0	0- 0				
1- 2	0- 0	0- 1	AWAY	0- 0	0- 0	1- 1				
0- 2	0- 0	0- 0	NEUTRAL	0- 0	0- 0	0- 2				
0- 0	0- 0	0- 0	CONFERENCE	0- 0	0- 0	0- 0				
0- 0	0- 0	0- 0	HOME	0- 0	0- 0	0- 0				
0- 0	0- 0	0- 0	AWAY	0- 0	0- 0	0- 0				
0- 0	0- 0	0- 0	NEUTRAL	0- 0	0- 0	0- 0				

RPI 1-25			RPI 26-50			RPI 51-100			RPI 101+			Team's RPI: 238
RPI	S	Opponent	Score	RPI	S	Opponent	Score	RPI	S	Opponent	Score	
				33	A	Virginia Tech	42 76					
								168	N	UAB	49 59	
								204	A	Wofford	66 75	
								235	N	Appalachian St.	67 72	
								339	A	USC Upstate	57 53	
LAST 12 Division I GAMES:												
339	A	USC Upstate	57 53	235	N	Appalachian St.	67 72					
204	A	Wofford	66 75	33	A	Virginia Tech	42 76					
168	N	UAB	49 59									

Non-Div I Games: Converse 68 38 Montreat 92 45

Gardner-Webb

Average RPI Win:	201	WON-LOST	WINNING	LAST 10	STRENGTH OF	OPP. STRENGTH	TEAM	ADJ.	CONF.	ADJ CONF.
Average RPI Loss:	96	RECORD	PCT. RANK	GAMES	SCHEDULE	OF SCHEDULE	RPI	RPI	RPI	RPI
DIV. I ONLY	5- 4	143	5- 4	70	258	92	92	11	11	
DIV. I NON-CONF.	4- 4	154	4- 4	52	261	104	104	11	11	
TOTALS	RPI 1-25	RPI 26-50	W-L RECORDS	RPI 51-100	RPI 101-150	RPI 150+				
5- 4	0- 0	0- 1	OVERALL	0- 1	1- 2	4- 0				
2- 2	0- 0	0- 1	HOME	0- 0	1- 1	1- 0				
3- 2	0- 0	0- 0	AWAY	0- 1	0- 1	3- 0				
0- 0	0- 0	0- 0	NEUTRAL	0- 0	0- 0	0- 0				
4- 4	0- 0	0- 1	NON-CONFERENCE	0- 1	1- 2	3- 0				
2- 2	0- 0	0- 1	HOME	0- 0	1- 1	1- 0				
2- 2	0- 0	0- 0	AWAY	0- 1	0- 1	2- 0				
0- 0	0- 0	0- 0	NEUTRAL	0- 0	0- 0	0- 0				
1- 0	0- 0	0- 0	CONFERENCE	0- 0	0- 0	1- 0				
0- 0	0- 0	0- 0	HOME	0- 0	0- 0	0- 0				
1- 0	0- 0	0- 0	AWAY	0- 0	0- 0	1- 0				
0- 0	0- 0	0- 0	NEUTRAL	0- 0	0- 0	0- 0				

RPI 1-25				RPI 26-50				RPI 51-100				Team's RPI: 92	RPI 101+			
RPI	S	Opponent	Score	RPI	S	Opponent	Score	RPI	S	Opponent	Score		RPI	S	Opponent	Score
				28	H	SFA	76 77	98	A	Delaware	51 67		126	H	Arizona	70 81
													133	A	Towson	75 79
													146	H	Radford	70 56
													163	A	Detroit	55 54
													197	H	Norfolk St.	60 33
													227	A	Massachusetts	66 55
													274	A	LIU Brooklyn	64 48
LAST 12 Division I GAMES:																
				227	A	Massachusetts	66 55	28	H	SFA	76 77					
				163	A	Detroit	55 54	197	H	Norfolk St.	60 33					
				133	A	Towson	75 79	126	H	Arizona	70 81					
								274	A	LIU Brooklyn	64 48					
								98	A	Delaware	51 67					
								146	H	Radford	70 56					

Non-Div I Games:

George Mason

Average RPI Win:	188	WON-LOST	WINNING	LAST 10	STRENGTH OF	OPP. STRENGTH	TEAM	ADJ.	CONF.	ADJ CONF.
Average RPI Loss:	105	RECORD	PCT. RANK	GAMES	SCHEDULE	OF SCHEDULE	RPI	RPI	RPI	RPI
DIV. I ONLY	7- 3	90	7- 3	188	72	88	88	11	11	
DIV. I NON-CONF.	6- 3	94	6- 3	207	59	102	102	11	11	
TOTALS	RPI 1-25	RPI 26-50	W-L RECORDS	RPI 51-100	RPI 101-150	RPI 150+				
7- 3	0- 1	0- 0	OVERALL	1- 1	2- 0	4- 1				
4- 0	0- 0	0- 0	HOME	0- 0	1- 0	3- 0				
1- 2	0- 1	0- 0	AWAY	1- 0	0- 0	0- 1				
2- 1	0- 0	0- 0	NEUTRAL	0- 1	1- 0	1- 0				
6- 3	0- 1	0- 0	NON-CONFERENCE	1- 1	1- 0	4- 1				
3- 0	0- 0	0- 0	HOME	0- 0	0- 0	3- 0				
1- 2	0- 1	0- 0	AWAY	1- 0	0- 0	0- 1				
2- 1	0- 0	0- 0	NEUTRAL	0- 1	1- 0	1- 0				
1- 0	0- 0	0- 0	CONFERENCE	0- 0	1- 0	0- 0				
1- 0	0- 0	0- 0	HOME	0- 0	1- 0	0- 0				
0- 0	0- 0	0- 0	AWAY	0- 0	0- 0	0- 0				
0- 0	0- 0	0- 0	NEUTRAL	0- 0	0- 0	0- 0				

RPI 1-25				RPI 26-50				RPI 51-100				Team's RPI: 88		RPI 101+			
RPI	S	Opponent	Score	RPI	S	Opponent	Score	RPI	S	Opponent	Score		RPI	S	Opponent	Score	
4	A	Georgetown	57 72					86	N	Syracuse	71 74		110	N	Western Ky.	68 49	
								99	A	Villanova	72 69		148	H	VCU	81 67	
													161	N	FGCU	76 47	
													223	H	Princeton	56 45	
													226	A	American	61 66	
													256	H	Coppin St.	77 46	
													316	H	Illinois	72 56	
LAST 12 Division I GAMES:																	
226	A	American	61 66	99	A	Villanova	72 69										
316	H	Illinois	72 56	256	H	Coppin St.	77 46										
148	H	VCU	81 67	223	H	Princeton	56 45										
110	N	Western Ky.	68 49	4	A	Georgetown	57 72										
161	N	FGCU	76 47														
86	N	Syracuse	71 74														

Non-Div I Games:

George Washington

■ Loss,
■ Non-Conf,
■ S Site,
■ H Home
■ A Away
N Neutral

Average RPI Win:	129	WON-LOST	WINNING	LAST 10	STRENGTH OF	OPP. STRENGTH	TEAM	ADJ.	CONF.	ADJ CONF.
Average RPI Loss:	28	RECORD	PCT. RANK	GAMES	SCHEDULE	OF SCHEDULE	RPI	RPI	RPI	RPI
DIV. I ONLY	6- 2	57	6- 2	14	94	4	4	5	5	
DIV. I NON-CONF.	6- 2	57	6- 2	15	96	4	4	5	5	
TOTALS	RPI 1-25	RPI 26-50	W-L RECORDS	RPI 51-100	RPI 101-150	RPI 150+				
6- 2	0- 1	0- 1	OVERALL	3- 0	1- 0	2- 0				
1- 0	0- 0	0- 0	HOME	1- 0	0- 0	0- 0				
3- 2	0- 1	0- 1	AWAY	1- 0	1- 0	1- 0				
2- 0	0- 0	0- 0	NEUTRAL	1- 0	0- 0	1- 0				
6- 2	0- 1	0- 1	NON-CONFERENCE	3- 0	1- 0	2- 0				
1- 0	0- 0	0- 0	HOME	1- 0	0- 0	0- 0				
3- 2	0- 1	0- 1	AWAY	1- 0	1- 0	1- 0				
2- 0	0- 0	0- 0	NEUTRAL	1- 0	0- 0	1- 0				
0- 0	0- 0	0- 0	CONFERENCE	0- 0	0- 0	0- 0				
0- 0	0- 0	0- 0	HOME	0- 0	0- 0	0- 0				
0- 0	0- 0	0- 0	AWAY	0- 0	0- 0	0- 0				
0- 0	0- 0	0- 0	NEUTRAL	0- 0	0- 0	0- 0				

RPI 1-25				RPI 26-50				RPI 51-100				RPI 101+			
RPI	S	Opponent	Score	RPI	S	Opponent	Score	RPI	S	Opponent	Score	RPI	S	Opponent	Score
23	A	Minnesota	60 68	33	A	Virginia Tech	63 73	61	N	Penn St.	68 54	133	A	Towson	75 59
								88	H	George Washington	72 57	173	N	Wright St.	67 60
								98	A	Delaware	54 46	221	A	FIU	66 53
LAST 12 Division I GAMES:															
		61 N Penn St.	68 54			98 A Delaware	54 46								
		173 N Wright St.	67 60			133 A Towson	75 59								
		221 A FIU	66 53												
		23 A Minnesota	60 68												
		33 A Virginia Tech	63 73												
		88 H George Washington	72 57												

Non-Div I Games:

Georgetown

Average RPI Win:	155	WON-LOST	WINNING	LAST 10	STRENGTH OF	OPP. STRENGTH	TEAM	ADJ.	CONF.	ADJ CONF.
Average RPI Loss:	23	RECORD	PCT. RANK	GAMES	SCHEDULE	OF SCHEDULE	RPI	RPI	RPI	RPI
DIV. I ONLY	6- 3	97	6- 3	26	64	30	30	1	1	
DIV. I NON-CONF.	6- 3	94	6- 3	26	65	31	31	1	1	
TOTALS	RPI 1-25	RPI 26-50	W-L RECORDS	RPI 51-100	RPI 101-150	RPI 150+				
6- 3	1- 2	0- 1	OVERALL	2- 0	0- 0	3- 0				
5- 0	0- 0	0- 0	HOME	2- 0	0- 0	3- 0				
0- 2	0- 1	0- 1	AWAY	0- 0	0- 0	0- 0				
1- 1	1- 1	0- 0	NEUTRAL	0- 0	0- 0	0- 0				
6- 3	1- 2	0- 1	NON-CONFERENCE	2- 0	0- 0	3- 0				
5- 0	0- 0	0- 0	HOME	2- 0	0- 0	3- 0				
0- 2	0- 1	0- 1	AWAY	0- 0	0- 0	0- 0				
1- 1	1- 1	0- 0	NEUTRAL	0- 0	0- 0	0- 0				
0- 0	0- 0	0- 0	CONFERENCE	0- 0	0- 0	0- 0				
0- 0	0- 0	0- 0	HOME	0- 0	0- 0	0- 0				
0- 0	0- 0	0- 0	AWAY	0- 0	0- 0	0- 0				
0- 0	0- 0	0- 0	NEUTRAL	0- 0	0- 0	0- 0				

RPI 1-25				RPI 26-50				Team's RPI: 30				RPI 51-100				RPI 101+			
RPI	S	Opponent	Score	RPI	S	Opponent	Score	RPI	S	Opponent	Score	RPI	S	Opponent	Score	RPI	S	Opponent	Score
8	N	South Fla.	65 81	45	A	Georgia Tech	45 52	63	H	BYU	81 51	241	H	Furman	67 62				
16	A	Oklahoma St.	51 71					79	H	Mercer	72 64	253	H	Kennesaw St.	82 40				
23	N	Minnesota	70 58									268	H	South Carolina St.	64 50				
LAST 12 Division I GAMES:																			
63	H	BYU	81 51	241	H	Furman	67 62												
79	H	Mercer	72 64	16	A	Oklahoma St.	51 71												
268	H	South Carolina St.	64 50	253	H	Kennesaw St.	82 40												
				8	N	South Fla.	65 81												
				23	N	Minnesota	70 58												
				45	A	Georgia Tech	45 52												

Non-Div I Games:

Georgia

■ Loss,
 ■ Non-Conf, S Site,
 ■ Home
 ■ Away
 N Neutral

Average RPI Win:	238	WON-LOST	WINNING	LAST 10	STRENGTH OF	OPP. STRENGTH	TEAM	ADJ.	CONF.	ADJ CONF.
Average RPI Loss:	130	RECORD	PCT. RANK	GAMES	SCHEDULE	OF SCHEDULE	RPI	RPI	RPI	RPI
DIV. I ONLY	3- 4	195	3- 4	179	182	188	188	16	16	
DIV. I NON-CONF.	3- 4	195	3- 4	181	183	190	190	16	16	
TOTALS	RPI 1-25	RPI 26-50	W-L RECORDS	RPI 51-100	RPI 101-150	RPI 150+				
3- 4	0- 0	0- 1	OVERALL	0- 1	0- 0	3- 2				
1- 1	0- 0	0- 0	HOME	0- 0	0- 0	1- 1				
1- 1	0- 0	0- 1	AWAY	0- 0	0- 0	1- 0				
1- 2	0- 0	0- 0	NEUTRAL	0- 1	0- 0	1- 1				
3- 4	0- 0	0- 1	NON-CONFERENCE	0- 1	0- 0	3- 2				
1- 1	0- 0	0- 0	HOME	0- 0	0- 0	1- 1				
1- 1	0- 0	0- 1	AWAY	0- 0	0- 0	1- 0				
1- 2	0- 0	0- 0	NEUTRAL	0- 1	0- 0	1- 1				
0- 0	0- 0	0- 0	CONFERENCE	0- 0	0- 0	0- 0				
0- 0	0- 0	0- 0	HOME	0- 0	0- 0	0- 0				
0- 0	0- 0	0- 0	AWAY	0- 0	0- 0	0- 0				
0- 0	0- 0	0- 0	NEUTRAL	0- 0	0- 0	0- 0				

RPI 1-25				RPI 26-50				RPI 51-100				RPI 101+				Team's RPI: 188
RPI	S	Opponent	Score	RPI	S	Opponent	Score	RPI	S	Opponent	Score	RPI	S	Opponent	Score	
				45	A	Georgia Tech	42 73	61	N	Penn St.	42 69	164	H	UNCW	66 72	
												226	N	American	59 58	
												236	A	Morehead St.	68 50	
												248	N	Eastern Mich.	59 69	
												253	H	Kennesaw St.	62 59	
LAST 12 Division I GAMES:																
				45	A	Georgia Tech	42 73	253	H	Kennesaw St.	62 59					
				226	N	American	59 58	164	H	UNCW	66 72					
				61	N	Penn St.	42 69	248	N	Eastern Mich.	59 69					
								236	A	Morehead St.	68 50					

Non-Div I Games: Allen 96 58

Georgia St.

Average RPI Win:	156	WON-LOST	WINNING	LAST 10	STRENGTH OF	OPP. STRENGTH	TEAM	ADJ.	CONF.	ADJ CONF.
Average RPI Loss:	24	RECORD	PCT. RANK	GAMES	SCHEDULE	OF SCHEDULE	RPI	RPI	RPI	RPI
DIV. I ONLY	8- 1	22	8- 1	140	40	45	45	3	3	
DIV. I NON-CONF.	8- 1	22	8- 1	140	41	46	46	3	3	
TOTALS	RPI 1-25	RPI 26-50	W-L RECORDS	RPI 51-100	RPI 101-150	RPI 150+				
8- 1	0- 1	2- 0	OVERALL	1- 0	0- 0	5- 0				
5- 1	0- 1	1- 0	HOME	1- 0	0- 0	3- 0				
1- 0	0- 0	0- 0	AWAY	0- 0	0- 0	1- 0				
2- 0	0- 0	1- 0	NEUTRAL	0- 0	0- 0	1- 0				
8- 1	0- 1	2- 0	NON-CONFERENCE	1- 0	0- 0	5- 0				
5- 1	0- 1	1- 0	HOME	1- 0	0- 0	3- 0				
1- 0	0- 0	0- 0	AWAY	0- 0	0- 0	1- 0				
2- 0	0- 0	1- 0	NEUTRAL	0- 0	0- 0	1- 0				
0- 0	0- 0	0- 0	CONFERENCE	0- 0	0- 0	0- 0				
0- 0	0- 0	0- 0	HOME	0- 0	0- 0	0- 0				
0- 0	0- 0	0- 0	AWAY	0- 0	0- 0	0- 0				
0- 0	0- 0	0- 0	NEUTRAL	0- 0	0- 0	0- 0				

RPI 1-25				RPI 26-50				Team's RPI: 45	RPI 51-100				RPI 101+			
RPI	S	Opponent	Score	RPI	S	Opponent	Score		RPI	S	Opponent	Score	RPI	S	Opponent	Score
24	H	Michigan	52 92	30	H	Georgia	52 45		79	H	Mercer	70 50	151	N	Dayton	81 68
				50	N	Missouri	72 70						188	H	Georgia St.	73 42
													220	H	Samford	62 57
													253	A	Kennesaw St.	86 49
													277	H	Alabama St.	70 48
LAST 12 Division I GAMES:																
24	H	Michigan	52 92	79	H	Mercer	70 50									
50	N	Missouri	72 70	188	H	Georgia St.	73 42									
151	N	Dayton	81 68	220	H	Samford	62 57									
30	H	Georgia	52 45													
253	A	Kennesaw St.	86 49													
277	H	Alabama St.	70 48													

Non-Div I Games:

Georgia Tech

Average RPI Win:	255	WON-LOST	WINNING	LAST 10	STRENGTH OF	OPP. STRENGTH	TEAM	ADJ.	CONF.	ADJ CONF.
Average RPI Loss:	22	RECORD	PCT. RANK	GAMES	SCHEDULE	OF SCHEDULE	RPI	RPI	RPI	RPI
DIV. I ONLY	5- 2	76	5- 2	196	121	118	118	13	13	
DIV. I NON-CONF.	5- 2	75	5- 2	196	123	117	117	13	13	
TOTALS	RPI 1-25	RPI 26-50	W-L RECORDS	RPI 51-100	RPI 101-150	RPI 150+				
5- 2	0- 2	0- 0	OVERALL	1- 0	0- 0	4- 0				
3- 0	0- 0	0- 0	HOME	0- 0	0- 0	3- 0				
1- 0	0- 0	0- 0	AWAY	1- 0	0- 0	0- 0				
1- 2	0- 2	0- 0	NEUTRAL	0- 0	0- 0	1- 0				
5- 2	0- 2	0- 0	NON-CONFERENCE	1- 0	0- 0	4- 0				
3- 0	0- 0	0- 0	HOME	0- 0	0- 0	3- 0				
1- 0	0- 0	0- 0	AWAY	1- 0	0- 0	0- 0				
1- 2	0- 2	0- 0	NEUTRAL	0- 0	0- 0	1- 0				
0- 0	0- 0	0- 0	CONFERENCE	0- 0	0- 0	0- 0				
0- 0	0- 0	0- 0	HOME	0- 0	0- 0	0- 0				
0- 0	0- 0	0- 0	AWAY	0- 0	0- 0	0- 0				
0- 0	0- 0	0- 0	NEUTRAL	0- 0	0- 0	0- 0				

RPI 1-25			RPI 26-50			RPI 51-100			RPI 101+			Team's RPI: 118
RPI	S	Opponent	Score	RPI	S	Opponent	Score	RPI	S	Opponent	Score	
19	N	Florida St.	69 87					279	H	UC Irvine	102 38	
24	N	Michigan	66 78					295	H	Presbyterian	79 39	
								301	H	Nicholls St.	78 46	
								333	N	Winthrop	71 41	
LAST 12 Division I GAMES:												
279	H	UC Irvine	102 38	295	H	Presbyterian	79 39					
301	H	Nicholls St.	78 46	333	N	Winthrop	71 41					
				19	N	Florida St.	69 87					
				24	N	Michigan	66 78					
				67	A	Stanford	68 63					

Non-Div I Games:

Gonzaga

Average RPI Win:	348	WON-LOST	WINNING	LAST 10	STRENGTH OF	OPP. STRENGTH	TEAM	ADJ.	CONF.	ADJ CONF.
Average RPI Loss:	149	RECORD	PCT. RANK	GAMES	SCHEDULE	OF SCHEDULE	RPI	RPI	RPI	RPI
DIV. I ONLY	1- 6	299	1- 6	157	316	276	276	28	28	
DIV. I NON-CONF.	1- 6	298	1- 6	157	315	274	274	28	28	
TOTALS	RPI 1-25	RPI 26-50	W-L RECORDS	RPI 51-100	RPI 101-150	RPI 150+				
1- 6	0- 1	0- 0	OVERALL	0- 0	0- 3	1- 2				
0- 1	0- 0	0- 0	HOME	0- 0	0- 0	0- 1				
1- 4	0- 0	0- 0	AWAY	0- 0	0- 0	1- 0				
0- 1	0- 0	0- 0	NEUTRAL	0- 0	0- 1	0- 0				
1- 6	0- 1	0- 0	NON-CONFERENCE	0- 0	0- 3	1- 2				
0- 1	0- 0	0- 0	HOME	0- 0	0- 0	0- 1				
1- 4	0- 1	0- 0	AWAY	0- 0	0- 2	1- 1				
0- 1	0- 0	0- 0	NEUTRAL	0- 0	0- 1	0- 0				
0- 0	0- 0	0- 0	CONFERENCE	0- 0	0- 0	0- 0				
0- 0	0- 0	0- 0	HOME	0- 0	0- 0	0- 0				
0- 0	0- 0	0- 0	AWAY	0- 0	0- 0	0- 0				
0- 0	0- 0	0- 0	NEUTRAL	0- 0	0- 0	0- 0				

RPI 1-25			
RPI	S	Opponent	Score
20	A	Miami (FL)	61 89
RPI 26-50			
RPI	S	Opponent	Score
RPI 51-100			
RPI	S	Opponent	Score
RPI 101+ Team's RPI: 276			
RPI	S	Opponent	Score
102	N	Fordham	53 59
113	A	Tulane	56 79
137	A	TCU	47 83
222	A	Louisiana Tech	55 69
301	H	Nicholls St.	60 71
348	A	La.-Monroe	59 54
LAST 12 Division I GAMES:			
301	H	Nicholls St.	60 71
102	N	Fordham	53 59
20	A	Miami (FL)	61 89
137	A	TCU	47 83
222	A	Louisiana Tech	55 69
348	A	La.-Monroe	59 54
113	A	Tulane	56 79

Non-Div I Games:

Grambling

■ Loss, ■ Non-Conf, S Site, H Home A Away N Neutral

Grand Canyon

Through Games Of Dec. 7, 2016

Average RPI Win:	259	WON-LOST	WINNING	LAST 10	STRENGTH OF	OPP. STRENGTH	TEAM	ADJ.	CONF.	ADJ CONF.
Average RPI Loss:	86	RECORD	PCT. RANK	GAMES	SCHEDULE	OF SCHEDULE	RPI	RPI	RPI	RPI
DIV. I ONLY	4- 4	155	4- 4	210	170	208	208	31	31	
DIV. I NON-CONF.	4- 4	154	4- 4	211	171	211	211	31	31	
TOTALS	RPI 1-25	RPI 26-50	W-L RECORDS	RPI 51-100	RPI 101-150	RPI 150+				
4- 4	0- 0	0- 1	OVERALL	0- 1	0- 2	4- 0				
4- 1	0- 0	0- 1	HOME	0- 0	0- 0	4- 0				
0- 3	0- 0	0- 0	AWAY	0- 1	0- 2	0- 0				
0- 0	0- 0	0- 0	NEUTRAL	0- 0	0- 0	0- 0				
4- 4	0- 0	0- 1	NON-CONFERENCE	0- 1	0- 2	4- 0				
4- 1	0- 0	0- 1	HOME	0- 0	0- 0	4- 0				
0- 3	0- 0	0- 0	AWAY	0- 1	0- 2	0- 0				
0- 0	0- 0	0- 0	NEUTRAL	0- 0	0- 0	0- 0				
0- 0	0- 0	0- 0	CONFERENCE	0- 0	0- 0	0- 0				
0- 0	0- 0	0- 0	HOME	0- 0	0- 0	0- 0				
0- 0	0- 0	0- 0	AWAY	0- 0	0- 0	0- 0				
0- 0	0- 0	0- 0	NEUTRAL	0- 0	0- 0	0- 0				

RPI 1-25				RPI 26-50				RPI 51-100				RPI 101+ Team's RPI: 208			
RPI	S	Opponent	Score	RPI	S	Opponent	Score	RPI	S	Opponent	Score	RPI	S	Opponent	Score
				26	H	Washington	66 101	62	A	Duke	47 90	127	A	Rice	50 64
												128	A	UC Riverside	64 77
												166	H	Idaho	64 60
												218	H	Fla. Atlantic	81 60
												311	H	Denver	73 70
												341	H	Alcorn	77 44
LAST 12 Division I GAMES:															
				166	H	Idaho	64 60	218	H	Fla. Atlantic	81 60				
				311	H	Denver	73 70	26	H	Washington	66 101				
				127	A	Rice	50 64	128	A	UC Riverside	64 77				
				62	A	Duke	47 90								
				341	H	Alcorn	77 44								

Non-Div I Games:

Grand Canyon

■ Loss,
 ■ Non-Conf,
 ■ S Site,
 ■ H Home
 ■ A Away
 N Neutral

Average RPI Win:	104	WON-LOST	WINNING	LAST 10	STRENGTH OF	OPP. STRENGTH	TEAM	ADJ.	CONF.	ADJ CONF.
Average RPI Loss:	2	RECORD	PCT. RANK	GAMES	SCHEDULE	OF SCHEDULE	RPI	RPI	RPI	RPI
DIV. I ONLY	7- 1	30	0- 1	45	5	5	5	18	18	
DIV. I NON-CONF.	7- 1	30	0- 1	45	5	5	5	18	18	
TOTALS	RPI 1-25	RPI 26-50	W-L RECORDS	RPI 51-100	RPI 101-150	RPI 150+				
7- 1	0- 1	2- 0	OVERALL	2- 0	2- 0	1- 0				
3- 0	0- 0	2- 0	HOME	1- 0	0- 0	0- 0				
4- 1	0- 1	0- 0	AWAY	1- 0	2- 0	1- 0				
0- 0	0- 0	0- 0	NEUTRAL	0- 0	0- 0	0- 0				
7- 1	0- 1	2- 0	NON-CONFERENCE	2- 0	2- 0	1- 0				
3- 0	0- 0	2- 0	HOME	1- 0	0- 0	0- 0				
4- 1	0- 1	0- 0	AWAY	1- 0	2- 0	1- 0				
0- 0	0- 0	0- 0	NEUTRAL	0- 0	0- 0	0- 0				
0- 0	0- 0	0- 0	CONFERENCE	0- 0	0- 0	0- 0				
0- 0	0- 0	0- 0	HOME	0- 0	0- 0	0- 0				
0- 0	0- 0	0- 0	AWAY	0- 0	0- 0	0- 0				
0- 0	0- 0	0- 0	NEUTRAL	0- 0	0- 0	0- 0				

RPI 1-25				Team's RPI: 5		RPI 26-50				RPI 51-100				RPI 101+							
RPI	S	Opponent	Score			RPI	S	Opponent	Score			RPI	S	Opponent	Score		RPI	S	Opponent	Score	
2	A	Notre Dame	67	71		38	H	Elon	71	56		55	A	Marquette	78	63	119	A	Belmont	62	53
						41	H	Drake	71	48		80	H	Little Rock	57	31	132	A	Chattanooga	71	55
																	263	A	Bradley	68	43
LAST 12 Division I GAMES:																					
2	A	Notre Dame	67	71		55	A	Marquette	78	63		41	H	Drake	71	48	263	A	Bradley	68	43
38	H	Elon	71	56								132	A	Chattanooga	71	55	119	A	Belmont	62	53
						80	H	Little Rock	57	31											

Non-Div I Games:

Green Bay

■ Loss,
 ■ Non-Conf, S Site,
 ■ Home
 ■ Away
 N Neutral

Average RPI Win:	191	WON-LOST	WINNING	LAST 10	STRENGTH OF	OPP. STRENGTH	TEAM	ADJ.	CONF.	ADJ CONF.
Average RPI Loss:	63	RECORD	PCT. RANK	GAMES	SCHEDULE	OF SCHEDULE	RPI	RPI	RPI	RPI
DIV. I ONLY	4- 5	186	4- 5	93	70	91	91	33	33	
DIV. I NON-CONF.	4- 5	186	4- 5	93	72	90	90	33	33	
TOTALS	RPI 1-25	RPI 26-50	W-L RECORDS	RPI 51-100	RPI 101-150	RPI 150+				
4- 5	0- 1	0- 2	OVERALL	1- 1	1- 1	2- 0				
1- 0	0- 0	0- 0	HOME	1- 0	0- 0	0- 0				
0- 5	0- 1	0- 2	AWAY	0- 1	0- 1	0- 0				
3- 0	0- 0	0- 0	NEUTRAL	0- 0	1- 0	2- 0				
4- 5	0- 1	0- 2	NON-CONFERENCE	1- 1	1- 1	2- 0				
1- 0	0- 0	0- 0	HOME	1- 0	0- 0	0- 0				
0- 5	0- 1	0- 2	AWAY	0- 1	0- 1	0- 0				
3- 0	0- 0	0- 0	NEUTRAL	0- 0	1- 0	2- 0				
0- 0	0- 0	0- 0	CONFERENCE	0- 0	0- 0	0- 0				
0- 0	0- 0	0- 0	HOME	0- 0	0- 0	0- 0				
0- 0	0- 0	0- 0	AWAY	0- 0	0- 0	0- 0				
0- 0	0- 0	0- 0	NEUTRAL	0- 0	0- 0	0- 0				

RPI 1-25				RPI 26-50				RPI 51-100 Team's RPI: 91				RPI 101+			
RPI	S	Opponent	Score	RPI	S	Opponent	Score	RPI	S	Opponent	Score	RPI	S	Opponent	Score
18	A	South Carolina	38 92	46	A	Northwestern	48 67	54	A	Iowa	51 84	105	N	Maine	58 49
				49	A	North Carolina St.	56 81	81	H	Temple	71 65	148	A	James Madison	50 71
												266	N	Saint Peter's	71 42
												310	N	Lafayette	58 55
LAST 12 Division I GAMES:															
		81	H	Temple	71	65				18	A	South Carolina	38	92	
		148	A	James Madison	50	71				49	A	North Carolina St.	56	81	
		310	N	Lafayette	58	55				54	A	Iowa	51	84	
		105	N	Maine	58	49				46	A	Northwestern	48	67	
		266	N	Saint Peter's	71	42									

Non-Div I Games:

Hampton

Average RPI Win:	226	WON-LOST	WINNING	LAST 10	STRENGTH OF	OPP. STRENGTH	TEAM	ADJ.	CONF.	ADJ CONF.
Average RPI Loss:	104	RECORD	PCT. RANK	GAMES	SCHEDULE	OF SCHEDULE	RPI	RPI	RPI	RPI
DIV. I ONLY	7- 3	90	7- 3	298	96	177	177	21	21	
DIV. I NON-CONF.	7- 3	88	7- 3	298	98	177	177	21	21	
TOTALS	RPI 1-25	RPI 26-50	W-L RECORDS	RPI 51-100	RPI 101-150	RPI 150+				
7- 3	0- 0	0- 0	OVERALL	0- 2	1- 0	6- 1				
3- 2	0- 0	0- 0	HOME	0- 1	1- 0	2- 1				
2- 1	0- 0	0- 0	AWAY	0- 1	0- 0	2- 0				
2- 0	0- 0	0- 0	NEUTRAL	0- 0	0- 0	2- 0				
7- 3	0- 0	0- 0	NON-CONFERENCE	0- 2	1- 0	6- 1				
3- 2	0- 0	0- 0	HOME	0- 1	1- 0	2- 1				
2- 1	0- 0	0- 0	AWAY	0- 1	0- 0	2- 0				
2- 0	0- 0	0- 0	NEUTRAL	0- 0	0- 0	2- 0				
0- 0	0- 0	0- 0	CONFERENCE	0- 0	0- 0	0- 0				
0- 0	0- 0	0- 0	HOME	0- 0	0- 0	0- 0				
0- 0	0- 0	0- 0	AWAY	0- 0	0- 0	0- 0				
0- 0	0- 0	0- 0	NEUTRAL	0- 0	0- 0	0- 0				

RPI 1-25			RPI 26-50			RPI 51-100			RPI 101+			Team's RPI: 177
RPI	S	Opponent	Score	RPI	S	Opponent	Score	RPI	S	Opponent	Score	
						64	A Niagara	62	75	143	H Sacred Heart	81 64
						87	H Providence	65	77	161	H FGCU	63 70
										197	N Norfolk St.	61 51
										205	H Boston College	65 56
										227	H Massachusetts	75 56
										246	N Monmouth	75 72
										252	A Siena	80 76
										314	A Central Conn. St.	68 58
LAST 12 Division I GAMES:												
227	H	Massachusetts	75 56	64	A	Niagara	62 75					
197	N	Norfolk St.	61 51	143	H	Sacred Heart	81 64					
246	N	Monmouth	75 72	161	H	FGCU	63 70					
87	H	Providence	65 77	205	H	Boston College	65 56					
252	A	Siena	80 76									
314	A	Central Conn. St.	68 58									

Non-Div I Games:

Hartford

 Loss,
 Non-Conf,
 S Site,
 H Home
 A Away
N Neutral

Average RPI Win:	210	WON-LOST	WINNING	LAST 10	STRENGTH OF	OPP. STRENGTH	TEAM	ADJ.	CONF.	ADJ CONF.
Average RPI Loss:	23	RECORD	PCT. RANK	GAMES	SCHEDULE	OF SCHEDULE	RPI	RPI	RPI	RPI
DIV. I ONLY	8- 1	22	8- 1	240	102	70	70	17	17	
DIV. I NON-CONF.	8- 1	22	8- 1	240	104	70	70	17	17	
TOTALS	RPI 1-25	RPI 26-50	W-L RECORDS	RPI 51-100	RPI 101-150	RPI 150+				
8- 1	0- 1	0- 0	OVERALL	1- 0	2- 0	5- 0				
5- 0	0- 0	0- 0	HOME	1- 0	1- 0	3- 0				
3- 1	0- 1	0- 0	AWAY	0- 0	1- 0	2- 0				
0- 0	0- 0	0- 0	NEUTRAL	0- 0	0- 0	0- 0				
8- 1	0- 1	0- 0	NON-CONFERENCE	1- 0	2- 0	5- 0				
5- 0	0- 0	0- 0	HOME	1- 0	1- 0	3- 0				
3- 1	0- 1	0- 0	AWAY	0- 0	1- 0	2- 0				
0- 0	0- 0	0- 0	NEUTRAL	0- 0	0- 0	0- 0				
0- 0	0- 0	0- 0	CONFERENCE	0- 0	0- 0	0- 0				
0- 0	0- 0	0- 0	HOME	0- 0	0- 0	0- 0				
0- 0	0- 0	0- 0	AWAY	0- 0	0- 0	0- 0				
0- 0	0- 0	0- 0	NEUTRAL	0- 0	0- 0	0- 0				

RPI 1-25				RPI 26-50				RPI 51-100				Team's RPI: 70		RPI 101+			
RPI	S	Opponent	Score	RPI	S	Opponent	Score	RPI	S	Opponent	Score		RPI	S	Opponent	Score	
23	A	Minnesota	87 103					81	H	Temple	73 62		105	H	Maine	69 62	
													143	A	Sacred Heart	68 60	
													214	A	Kansas	69 59	
													220	H	Samford	57 52	
													257	H	Fairfield	58 44	
													325	A	Boston U.	65 52	
													332	H	NJIT	59 38	
LAST 12 Division I GAMES:																	
				257	H	Fairfield	58 44					214	A	Kansas	69 59		
				325	A	Boston U.	65 52					332	H	NJIT	59 38		
				220	H	Samford	57 52					81	H	Temple	73 62		
				105	H	Maine	69 62					143	A	Sacred Heart	68 60		
				23	A	Minnesota	87 103										

Non-Div I Games:

Harvard

Average RPI Win:	302	WON-LOST	WINNING	LAST 10	STRENGTH OF	OPP. STRENGTH	TEAM	ADJ.	CONF.	ADJ CONF.
Average RPI Loss:	96	RECORD	PCT. RANK	GAMES	SCHEDULE	OF SCHEDULE	RPI	RPI	RPI	RPI
DIV. I ONLY	2- 6	263	2- 6	80	183	224	224	23	23	
DIV. I NON-CONF.	2- 6	261	2- 6	80	184	226	226	23	23	
TOTALS	RPI 1-25	RPI 26-50	W-L RECORDS	RPI 51-100	RPI 101-150	RPI 150+				
2- 6	0- 2	0- 2	OVERALL	0- 0	0- 0	2- 2				
2- 3	0- 1	0- 1	HOME	0- 0	0- 0	2- 1				
0- 3	0- 1	0- 1	AWAY	0- 0	0- 0	0- 1				
0- 0	0- 0	0- 0	NEUTRAL	0- 0	0- 0	0- 0				
2- 6	0- 2	0- 2	NON-CONFERENCE	0- 0	0- 0	2- 2				
2- 3	0- 1	0- 1	HOME	0- 0	0- 0	2- 1				
0- 3	0- 1	0- 1	AWAY	0- 0	0- 0	0- 1				
0- 0	0- 0	0- 0	NEUTRAL	0- 0	0- 0	0- 0				
0- 0	0- 0	0- 0	CONFERENCE	0- 0	0- 0	0- 0				
0- 0	0- 0	0- 0	HOME	0- 0	0- 0	0- 0				
0- 0	0- 0	0- 0	AWAY	0- 0	0- 0	0- 0				
0- 0	0- 0	0- 0	NEUTRAL	0- 0	0- 0	0- 0				

RPI 1-25				RPI 26-50				RPI 51-100				RPI 101+ Team's RPI: 224			
RPI	S	Opponent	Score	RPI	S	Opponent	Score	RPI	S	Opponent	Score	RPI	S	Opponent	Score
10	H	Mississippi St.	41 66	44	A	Southern California	44 76					211	H	San Jose St.	61 77
22	A	UCLA	49 72	47	H	Oregon	49 86					239	A	CSU Bakersfield	51 58
												285	H	New Mexico St.	56 53
												318	H	Youngstown St.	72 50
LAST 12 Division I GAMES:															
22	A	UCLA	49 72	10	H	Mississippi St.	41 66								
44	A	Southern California	44 76	47	H	Oregon	49 86					211	H	San Jose St.	61 77
												285	H	New Mexico St.	56 53
												318	H	Youngstown St.	72 50
												239	A	CSU Bakersfield	51 58

Non-Div I Games:

Hawaii

■ Loss,
 ■ Non-Conf, S Site,
 ■ Home
 ■ Away
 N Neutral

Average RPI Win:	0	WON-LOST	WINNING	LAST 10	STRENGTH OF	OPP. STRENGTH	TEAM	ADJ.	CONF.	ADJ CONF.
Average RPI Loss:	156	RECORD	PCT. RANK	GAMES	SCHEDULE	OF SCHEDULE	RPI	RPI	RPI	RPI
DIV. I ONLY	0- 7	324	0- 7	41	325	280	280	26	26	
DIV. I NON-CONF.	0- 7	323	0- 7	41	324	278	278	26	26	
TOTALS	RPI 1-25	RPI 26-50	W-L RECORDS	RPI 51-100	RPI 101-150	RPI 150+				
0- 7	0- 0	0- 1	OVERALL	0- 0	0- 2	0- 4				
0- 3	0- 0	0- 0	HOME	0- 0	0- 2	0- 1				
0- 4	0- 0	0- 0	AWAY	0- 0	0- 0	0- 0				
0- 0	0- 0	0- 0	NEUTRAL	0- 0	0- 0	0- 0				
0- 7	0- 0	0- 1	NON-CONFERENCE	0- 0	0- 2	0- 4				
0- 3	0- 0	0- 0	HOME	0- 0	0- 2	0- 1				
0- 4	0- 0	0- 1	AWAY	0- 0	0- 0	0- 3				
0- 0	0- 0	0- 0	NEUTRAL	0- 0	0- 0	0- 0				
0- 0	0- 0	0- 0	CONFERENCE	0- 0	0- 0	0- 0				
0- 0	0- 0	0- 0	HOME	0- 0	0- 0	0- 0				
0- 0	0- 0	0- 0	AWAY	0- 0	0- 0	0- 0				
0- 0	0- 0	0- 0	NEUTRAL	0- 0	0- 0	0- 0				

RPI 1-25			RPI 26-50			RPI 51-100			RPI 101+			Team's RPI: 280
RPI	S	Opponent	Score	RPI	S	Opponent	Score	RPI	S	Opponent	Score	
				40	A	West Virginia	59 82					
								101	H	Ohio	48 76	
								139	H	Stetson	47 81	
								158	A	Ole Miss	62 73	
								168	A	UAB	66 75	
								197	H	Norfolk St.	60 63	
								292	A	Davidson	72 82	
LAST 12 Division I GAMES:												
				292	A	Davidson	72 82					
				139	H	Stetson	47 81					
				197	H	Norfolk St.	60 63					
				40	A	West Virginia	59 82					
				168	A	UAB	66 75					
								158	A	Ole Miss	62 73	
								101	H	Ohio	48 76	

Non-Div I Games: Brevard 89 42

High Point

Average RPI Win: 229	WON-LOST	WINNING	LAST 10	STRENGTH OF	OPP. STRENGTH	TEAM	ADJ.	CONF.	ADJ CONF.
Average RPI Loss: 123	RECORD	PCT. RANK	GAMES	SCHEDULE	OF SCHEDULE	RPI	RPI	RPI	RPI
DIV. I ONLY	5- 3	116	5- 3	205	168	115	115	8	8
DIV. I NON-CONF.	5- 3	115	5- 3	205	170	113	113	8	8
TOTALS	RPI 1-25	RPI 26-50	W-L RECORDS	RPI 51-100	RPI 101-150	RPI 150+			
5- 3	0- 1	0- 0	OVERALL	0- 1	1- 0	4- 1			
3- 0	0- 0	0- 0	HOME	0- 0	0- 0	3- 0			
2- 3	0- 1	0- 0	AWAY	0- 1	1- 0	1- 1			
0- 0	0- 0	0- 0	NEUTRAL	0- 0	0- 0	0- 0			
5- 3	0- 1	0- 0	NON-CONFERENCE	0- 1	1- 0	4- 1			
3- 0	0- 0	0- 0	HOME	0- 0	0- 0	3- 0			
2- 3	0- 1	0- 0	AWAY	0- 1	1- 0	1- 1			
0- 0	0- 0	0- 0	NEUTRAL	0- 0	0- 0	0- 0			
0- 0	0- 0	0- 0	CONFERENCE	0- 0	0- 0	0- 0			
0- 0	0- 0	0- 0	HOME	0- 0	0- 0	0- 0			
0- 0	0- 0	0- 0	AWAY	0- 0	0- 0	0- 0			
0- 0	0- 0	0- 0	NEUTRAL	0- 0	0- 0	0- 0			

RPI 1-25				RPI 26-50				RPI 51-100				RPI 101+ Team's RPI: 115			
RPI	S	Opponent	Score	RPI	S	Opponent	Score	RPI	S	Opponent	Score	RPI	S	Opponent	Score
12	A	Buffalo	50 74					76	A	Navy	69 78	145	A	UC Davis	64 60
												227	H	Massachusetts	71 55
												234	A	Stony Brook	67 64
												237	H	Delaware St.	64 44
												282	A	Sacramento St.	85 97
												300	H	Marist	62 42
LAST 12 Division I GAMES:															
237	H	Delaware St.	64 44	227	H	Massachusetts	71 55								
76	A	Navy	69 78	12	A	Buffalo	50 74								
234	A	Stony Brook	67 64	145	A	UC Davis	64 60								
300	H	Marist	62 42	282	A	Sacramento St.	85 97								

Non-Div I Games:

Hofstra

Holy Cross

Through Games Of Dec. 7, 2016

Average RPI Win:	300	WON-LOST	WINNING	LAST 10	STRENGTH OF	OPP. STRENGTH	TEAM	ADJ.	CONF.	ADJ CONF.
Average RPI Loss:	189	RECORD	PCT. RANK	GAMES	SCHEDULE	OF SCHEDULE	RPI	RPI	RPI	RPI
DIV. I ONLY	1- 7	315	1- 7	195	314	320	320	24	24	
DIV. I NON-CONF.	1- 7	314	1- 7	195	313	319	319	24	24	
TOTALS	RPI 1-25	RPI 26-50	W-L RECORDS	RPI 51-100	RPI 101-150	RPI 150+				
1- 7	0- 0	0- 0	OVERALL	0- 1	0- 0	1- 6				
1- 3	0- 0	0- 0	HOME	0- 1	0- 0	1- 2				
0- 4	0- 0	0- 0	AWAY	0- 0	0- 0	0- 4				
0- 0	0- 0	0- 0	NEUTRAL	0- 0	0- 0	0- 0				
1- 7	0- 0	0- 0	NON-CONFERENCE	0- 1	0- 0	1- 6				
1- 3	0- 0	0- 0	HOME	0- 1	0- 0	1- 2				
0- 4	0- 0	0- 0	AWAY	0- 0	0- 0	0- 4				
0- 0	0- 0	0- 0	NEUTRAL	0- 0	0- 0	0- 0				
0- 0	0- 0	0- 0	CONFERENCE	0- 0	0- 0	0- 0				
0- 0	0- 0	0- 0	HOME	0- 0	0- 0	0- 0				
0- 0	0- 0	0- 0	AWAY	0- 0	0- 0	0- 0				
0- 0	0- 0	0- 0	NEUTRAL	0- 0	0- 0	0- 0				

RPI S	Opponent	Score	RPI S	Opponent	Score	RPI S	Opponent	Score	RPI S	Opponent	Score	Team's RPI: 320
						61	H Penn St.	48 84	152	H Quinnipiac	55 78	
									153	A Bryant	74 76	
									179	H Yale	70 71	
									215	A Manhattan	56 60	
									261	A Dartmouth	49 53	
									300	H Marist	50 46	
									303	A Vermont	52 63	
LAST 12 Division I GAMES:												
61	H Penn St.	48 84	179	H Yale	70 71	261	A Dartmouth	49 53	300	H Marist	50 46	
303	A Vermont	52 63	152	H Quinnipiac	55 78	153	A Bryant	74 76	215	A Manhattan	56 60	

Non-Div I Games:

Holy Cross

Loss, Non-Conf, S Site, H Home A Away N Neutral

Average RPI Win: 234		WON-LOST	WINNING	LAST 10	STRENGTH OF	OPP. STRENGTH	TEAM	ADJ.	CONF.	ADJ CONF.
Average RPI Loss: 113		RECORD	PCT. RANK	GAMES	SCHEDULE	OF SCHEDULE	RPI	RPI	RPI	RPI
DIV. I ONLY		3- 5	214	3- 5	145	209	198	198	7	7
DIV. I NON-CONF.		3- 5	217	3- 5	145	209	201	201	7	7
TOTALS		RPI 1-25	RPI 26-50	W-L RECORDS	RPI 51-100	RPI 101-150	RPI 150+			
3- 5	0- 0		0- 0	OVERALL	0- 3	0- 0	3- 2			
2- 2	0- 0		0- 0	HOME	0- 1	0- 0	2- 1			
1- 3	0- 0		0- 0	AWAY	0- 2	0- 0	1- 1			
0- 0	0- 0		0- 0	NEUTRAL	0- 0	0- 0	0- 0			
3- 5	0- 0		0- 0	NON-CONFERENCE	0- 3	0- 0	3- 2			
2- 2	0- 0		0- 0	HOME	0- 1	0- 0	2- 1			
1- 3	0- 0		0- 0	AWAY	0- 2	0- 0	1- 1			
0- 0	0- 0		0- 0	NEUTRAL	0- 0	0- 0	0- 0			
0- 0	0- 0		0- 0	CONFERENCE	0- 0	0- 0	0- 0			
0- 0	0- 0		0- 0	HOME	0- 0	0- 0	0- 0			
0- 0	0- 0		0- 0	AWAY	0- 0	0- 0	0- 0			
0- 0	0- 0		0- 0	NEUTRAL	0- 0	0- 0	0- 0			

RPI 1-25				RPI 26-50				RPI 51-100				RPI 101+			
RPI	S	Opponent	Score	RPI	S	Opponent	Score	RPI	S	Opponent	Score	RPI	S	Opponent	Score
								52	A	UNLV	53 64	154	A	Long Beach St.	55 65
								56	A	Texas Tech	60 84	194	H	Col. of Charleston	79 63
								79	H	Mercer	60 64	225	H	Texas St.	56 61
												244	H	Southeastern La.	83 80
												264	A	UTRGV	68 52
LAST 12 Division I GAMES:															
				56	A	Texas Tech	60 84	52	A	UNLV	53 64				
				194	H	Col. of Charleston	79 63	244	H	Southeastern La.	83 80				
				264	A	UTRGV	68 52								
				79	H	Mercer	60 64								
				225	H	Texas St.	56 61								
				154	A	Long Beach St.	55 65								

Non-Div I Games:

Houston

■ Loss, ■ Non-Conf, S Site, H Home A Away N Neutral

Houston Baptist

Through Games Of Dec. 7, 2016

Average RPI Win:	0	WON-LOST	WINNING	LAST 10	STRENGTH OF	OPP. STRENGTH	TEAM	ADJ.	CONF.	ADJ CONF.
Average RPI Loss:	159	RECORD	PCT. RANK	GAMES	SCHEDULE	OF SCHEDULE	RPI	RPI	RPI	RPI
DIV. I ONLY	0- 6	324	0- 6	212	250	330	330	27	27	
DIV. I NON-CONF.	0- 6	323	0- 6	212	250	329	329	27	27	
TOTALS	RPI 1-25	RPI 26-50	W-L RECORDS	RPI 51-100	RPI 101-150	RPI 150+				
0- 6	0- 1	0- 0	OVERALL	0- 0	0- 3	0- 2				
0- 3	0- 0	0- 0	HOME	0- 0	0- 2	0- 1				
0- 3	0- 0	0- 0	AWAY	0- 0	0- 0	0- 0				
0- 0	0- 0	0- 0	NEUTRAL	0- 0	0- 0	0- 0				
0- 6	0- 1	0- 0	NON-CONFERENCE	0- 0	0- 3	0- 2				
0- 3	0- 0	0- 0	HOME	0- 0	0- 2	0- 1				
0- 3	0- 1	0- 0	AWAY	0- 0	0- 1	0- 1				
0- 0	0- 0	0- 0	NEUTRAL	0- 0	0- 0	0- 0				
0- 0	0- 0	0- 0	CONFERENCE	0- 0	0- 0	0- 0				
0- 0	0- 0	0- 0	HOME	0- 0	0- 0	0- 0				
0- 0	0- 0	0- 0	AWAY	0- 0	0- 0	0- 0				
0- 0	0- 0	0- 0	NEUTRAL	0- 0	0- 0	0- 0				

RPI 1-25				RPI 26-50				RPI 51-100				RPI 101+ Team's RPI: 330			
RPI	S	Opponent	Score	RPI	S	Opponent	Score	RPI	S	Opponent	Score	RPI	S	Opponent	Score
17	A	Baylor	43 118									127	H	Rice	53 79
												134	H	Oral Roberts	65 75
												140	A	Texas	46 98
												265	A	UTEP	45 75
												273	H	Texas Southern	34 50
LAST 12 Division I GAMES:															
140	A	Texas	46 98	273	H	Texas Southern	34 50								
17	A	Baylor	43 118	265	A	UTEP	45 75								
				134	H	Oral Roberts	65 75								
				127	H	Rice	53 79								

Non-Div I Games: S'western Assemblies 71 52

Houston Baptist

Loss,
Non-Conf,
S Site,
H Home
A Away
N Neutral

Average RPI Win:	321	WON-LOST	WINNING	LAST 10	STRENGTH OF	OPP. STRENGTH	TEAM	ADJ.	CONF.	ADJ CONF.
Average RPI Loss:	136	RECORD	PCT. RANK	GAMES	SCHEDULE	OF SCHEDULE	RPI	RPI	RPI	RPI
DIV. I ONLY	1- 6	299	1- 6	81	263	195	195	33	33	
DIV. I NON-CONF.	1- 6	298	1- 6	81	264	198	198	33	33	
TOTALS	RPI 1-25	RPI 26-50	W-L RECORDS	RPI 51-100	RPI 101-150	RPI 150+				
1- 6	0- 1	0- 1	OVERALL	0- 0	0- 1	1- 3				
0- 0	0- 0	0- 0	HOME	0- 0	0- 0	0- 0				
1- 6	0- 1	0- 1	AWAY	0- 0	0- 1	1- 3				
0- 0	0- 0	0- 0	NEUTRAL	0- 0	0- 0	0- 0				
1- 6	0- 1	0- 1	NON-CONFERENCE	0- 0	0- 1	1- 3				
0- 0	0- 0	0- 0	HOME	0- 0	0- 0	0- 0				
1- 6	0- 1	0- 1	AWAY	0- 0	0- 1	1- 3				
0- 0	0- 0	0- 0	NEUTRAL	0- 0	0- 0	0- 0				
0- 0	0- 0	0- 0	CONFERENCE	0- 0	0- 0	0- 0				
0- 0	0- 0	0- 0	HOME	0- 0	0- 0	0- 0				
0- 0	0- 0	0- 0	AWAY	0- 0	0- 0	0- 0				
0- 0	0- 0	0- 0	NEUTRAL	0- 0	0- 0	0- 0				

RPI 1-25				RPI 26-50				RPI 51-100				RPI 101+ Team's RPI: 195			
RPI	S	Opponent	Score	RPI	S	Opponent	Score	RPI	S	Opponent	Score	RPI	S	Opponent	Score
24	A	Michigan	41 109	40	A	West Virginia	49 95					124	A	Cornell	55 67
												185	A	Cincinnati	56 66
												199	A	Brown	78 83
												243	A	Robert Morris	42 59
												321	A	St. Francis Brooklyn	78 63
LAST 12 Division I GAMES:															
243	A	Robert Morris	42 59	24	A	Michigan	41 109								
321	A	St. Francis Brooklyn	78 63	40	A	West Virginia	49 95								
185	A	Cincinnati	56 66	199	A	Brown	78 83								
124	A	Cornell	55 67												

Non-Div I Games:

Howard

Average RPI Win:	164	WON-LOST	WINNING	LAST 10	STRENGTH OF	OPP. STRENGTH	TEAM	ADJ.	CONF.	ADJ CONF.
Average RPI Loss:	53	RECORD	PCT. RANK	GAMES	SCHEDULE	OF SCHEDULE	RPI	RPI	RPI	RPI
DIV. I ONLY	6- 1	36	6- 1	257	20	83	83	14	14	
DIV. I NON-CONF.	6- 1	36	6- 1	258	19	83	83	14	14	
TOTALS	RPI 1-25	RPI 26-50	W-L RECORDS	RPI 51-100	RPI 101-150	RPI 150+				
6- 1	0- 0	1- 0	OVERALL	0- 1	2- 0	3- 0				
2- 1	0- 0	1- 0	HOME	0- 1	0- 0	1- 0				
4- 0	0- 0	0- 0	AWAY	0- 0	2- 0	2- 0				
0- 0	0- 0	0- 0	NEUTRAL	0- 0	0- 0	0- 0				
6- 1	0- 0	1- 0	NON-CONFERENCE	0- 1	2- 0	3- 0				
2- 1	0- 0	1- 0	HOME	0- 1	0- 0	1- 0				
4- 0	0- 0	0- 0	AWAY	0- 0	2- 0	2- 0				
0- 0	0- 0	0- 0	NEUTRAL	0- 0	0- 0	0- 0				
0- 0	0- 0	0- 0	CONFERENCE	0- 0	0- 0	0- 0				
0- 0	0- 0	0- 0	HOME	0- 0	0- 0	0- 0				
0- 0	0- 0	0- 0	AWAY	0- 0	0- 0	0- 0				
0- 0	0- 0	0- 0	NEUTRAL	0- 0	0- 0	0- 0				

RPI 1-25			RPI 26-50			RPI 51-100			Team's RPI: 83	RPI 101+		
RPI	S	Opponent	Score	RPI	S	Opponent	Score	RPI	S	Opponent	Score	
				50	H	Missouri	73 45	53	H	UNI	62 69	
										130	A	Indiana St.
										148	A	VCU
										170	H	Ga. Southern
										216	A	Miami (OH)
										271	A	Ill.-Chicago
LAST 12 Division I GAMES:												
				170	H	Ga. Southern	83 57	216	A	Miami (OH)	65 53	
				148	A	VCU	71 62	50	H	Missouri	73 45	
				271	A	Ill.-Chicago	67 57	130	A	Indiana St.	45 35	
				53	H	UNI	62 69					

Non-Div I Games: Oakland City 95 62

IUPUI

Idaho

Through Games Of Dec. 7, 2016

Average RPI Win:	327	WON-LOST	WINNING	LAST 10	STRENGTH OF	OPP. STRENGTH	TEAM	ADJ.	CONF.	ADJ CONF.
Average RPI Loss:	83	RECORD	PCT. RANK	GAMES	SCHEDULE	OF SCHEDULE	RPI	RPI	RPI	RPI
DIV. I ONLY	2- 5	242	2- 5	136	143	166	166	19	19	
DIV. I NON-CONF.	2- 5	243	2- 5	136	146	167	167	19	19	
TOTALS	RPI 1-25	RPI 26-50	W-L RECORDS	RPI 51-100	RPI 101-150	RPI 150+				
2- 5	0- 0	0- 1	OVERALL	0- 3	0- 0	2- 1				
0- 0	0- 0	0- 0	HOME	0- 0	0- 0	0- 0				
2- 2	0- 0	0- 0	AWAY	0- 0	0- 0	2- 0				
0- 3	0- 0	0- 0	NEUTRAL	0- 3	0- 0	0- 0				
2- 5	0- 0	0- 1	NON-CONFERENCE	0- 3	0- 0	2- 1				
0- 0	0- 0	0- 0	HOME	0- 0	0- 0	0- 0				
2- 2	0- 0	0- 1	AWAY	0- 0	0- 0	2- 1				
0- 3	0- 0	0- 0	NEUTRAL	0- 3	0- 0	0- 0				
0- 0	0- 0	0- 0	CONFERENCE	0- 0	0- 0	0- 0				
0- 0	0- 0	0- 0	HOME	0- 0	0- 0	0- 0				
0- 0	0- 0	0- 0	AWAY	0- 0	0- 0	0- 0				
0- 0	0- 0	0- 0	NEUTRAL	0- 0	0- 0	0- 0				

RPI 1-25				RPI 26-50				RPI 51-100				RPI 101+ Team's RPI: 166			
RPI	S	Opponent	Score	RPI	S	Opponent	Score	RPI	S	Opponent	Score	RPI	S	Opponent	Score
				26	A	Washington	53 105	52	N	UNLV	61 73	208	A	Grand Canyon	60 64
								53	N	UNI	74 76	313	A	Seattle U	68 64
								78	N	Oregon St.	49 60	340	A	Cal St. Fullerton	88 86
LAST 12 Division I GAMES:															
				52	N	UNLV	61 73	208	A	Grand Canyon	60 64				
				78	N	Oregon St.	49 60	53	N	UNI	74 76				
								26	A	Washington	53 105				
								340	A	Cal St. Fullerton	88 86				
								313	A	Seattle U	68 64				

Non-Div I Games:

Idaho

■ Loss,
 ■ Non-Conf,
 ■ S Site,
 ■ Home
 ■ A Away
 N Neutral

Average RPI Win:	274	WON-LOST	WINNING	LAST 10	STRENGTH OF	OPP. STRENGTH	TEAM	ADJ.	CONF.	ADJ CONF.
Average RPI Loss:	116	RECORD	PCT. RANK	GAMES	SCHEDULE	OF SCHEDULE	RPI	RPI	RPI	RPI
DIV. I ONLY	3- 5	214	3- 5	161	246	174	174	19	19	
DIV. I NON-CONF.	3- 5	217	3- 5	162	246	174	174	19	19	
TOTALS	RPI 1-25	RPI 26-50	W-L RECORDS	RPI 51-100	RPI 101-150	RPI 150+				
3- 5	0- 0	0- 1	OVERALL	0- 1	0- 2	3- 1				
1- 0	0- 0	0- 0	HOME	0- 0	0- 0	1- 0				
1- 4	0- 0	0- 0	AWAY	0- 0	0- 0	1- 0				
1- 1	0- 0	0- 0	NEUTRAL	0- 0	0- 1	1- 0				
3- 5	0- 0	0- 1	NON-CONFERENCE	0- 1	0- 2	3- 1				
1- 0	0- 0	0- 0	HOME	0- 0	0- 0	1- 0				
1- 4	0- 0	0- 1	AWAY	0- 1	0- 1	1- 1				
1- 1	0- 0	0- 0	NEUTRAL	0- 0	0- 1	1- 0				
0- 0	0- 0	0- 0	CONFERENCE	0- 0	0- 0	0- 0				
0- 0	0- 0	0- 0	HOME	0- 0	0- 0	0- 0				
0- 0	0- 0	0- 0	AWAY	0- 0	0- 0	0- 0				
0- 0	0- 0	0- 0	NEUTRAL	0- 0	0- 0	0- 0				

RPI 1-25			RPI 26-50			RPI 51-100			RPI 101+			Team's RPI: 174
RPI	S	Opponent	Score	RPI	S	Opponent	Score	RPI	S	Opponent	Score	
				43	A	Colorado	56 85	78	A	Oregon St.	38 61	
								122	A	Santa Clara	78 82	
								148	N	James Madison	53 83	
								189	A	Utah St.	56 69	
								251	A	Wisconsin	42 35	
								279	H	UC Irvine	65 54	
								292	N	Davidson	70 58	
LAST 12 Division I GAMES:												
				43	A	Colorado	56 85	251	A	Wisconsin	42 35	
				189	A	Utah St.	56 69	122	A	Santa Clara	78 82	
				292	N	Davidson	70 58					
				148	N	James Madison	53 83					
				279	H	UC Irvine	65 54					
				78	A	Oregon St.	38 61					

Non-Div I Games:

Idaho St.

Average RPI Win:	0	WON-LOST	WINNING	LAST 10	STRENGTH OF	OPP. STRENGTH	TEAM	ADJ.	CONF.	ADJ CONF.
Average RPI Loss:	161	RECORD	PCT. RANK	GAMES	SCHEDULE	OF SCHEDULE	RPI	RPI	RPI	RPI
DIV. I ONLY	0- 4	324	0- 4	34	324	271	271	18	18	
DIV. I NON-CONF.	0- 4	323	0- 4	34	323	269	269	18	18	
TOTALS	RPI 1-25	RPI 26-50	W-L RECORDS	RPI 51-100	RPI 101-150	RPI 150+				
0- 4	0- 0	0- 0	OVERALL	0- 1	0- 1	0- 2				
0- 2	0- 0	0- 0	HOME	0- 1	0- 0	0- 1				
0- 2	0- 0	0- 0	AWAY	0- 0	0- 1	0- 1				
0- 0	0- 0	0- 0	NEUTRAL	0- 0	0- 0	0- 0				
0- 4	0- 0	0- 0	NON-CONFERENCE	0- 1	0- 1	0- 2				
0- 2	0- 0	0- 0	HOME	0- 1	0- 0	0- 1				
0- 2	0- 0	0- 0	AWAY	0- 0	0- 1	0- 1				
0- 0	0- 0	0- 0	NEUTRAL	0- 0	0- 0	0- 0				
0- 0	0- 0	0- 0	CONFERENCE	0- 0	0- 0	0- 0				
0- 0	0- 0	0- 0	HOME	0- 0	0- 0	0- 0				
0- 0	0- 0	0- 0	AWAY	0- 0	0- 0	0- 0				
0- 0	0- 0	0- 0	NEUTRAL	0- 0	0- 0	0- 0				

RPI 1-25			RPI 26-50			RPI 51-100			RPI 101+			Team's RPI: 271
RPI S	Opponent	Score	RPI S	Opponent	Score	RPI S	Opponent	Score	RPI S	Opponent	Score	
						83 H IUPUI		57 67	114 A Toledo		51 79	
									193 A Central Mich.		55 77	
									254 H Illinois St.		52 59	
LAST 12 Division I GAMES:												
						193 A Central Mich.		55 77				
						114 A Toledo		51 79				
						83 H IUPUI		57 67				
						254 H Illinois St.		52 59				

Non-Div I Games: Lake Forest 84 48 Robert Morris (IL) 106 58

Ill.-Chicago

Average RPI Win:	323	WON-LOST	WINNING	LAST 10	STRENGTH OF	OPP. STRENGTH	TEAM	ADJ.	CONF.	ADJ CONF.
Average RPI Loss:	126	RECORD	PCT. RANK	GAMES	SCHEDULE	OF SCHEDULE	RPI	RPI	RPI	RPI
DIV. I ONLY	3- 6	229	3- 6	253	271	316	316	6	6	
DIV. I NON-CONF.	3- 6	230	3- 6	254	271	316	316	6	6	
TOTALS	RPI 1-25	RPI 26-50	W-L RECORDS	RPI 51-100	RPI 101-150	RPI 150+				
3- 6	0- 0	0- 1	OVERALL	0- 3	0- 0	3- 2				
3- 4	0- 0	0- 0	HOME	0- 2	0- 0	3- 2				
0- 2	0- 0	0- 1	AWAY	0- 1	0- 0	0- 0				
0- 0	0- 0	0- 0	NEUTRAL	0- 0	0- 0	0- 0				
3- 6	0- 0	0- 1	NON-CONFERENCE	0- 3	0- 0	3- 2				
3- 4	0- 0	0- 0	HOME	0- 2	0- 0	3- 2				
0- 2	0- 0	0- 1	AWAY	0- 1	0- 0	0- 0				
0- 0	0- 0	0- 0	NEUTRAL	0- 0	0- 0	0- 0				
0- 0	0- 0	0- 0	CONFERENCE	0- 0	0- 0	0- 0				
0- 0	0- 0	0- 0	HOME	0- 0	0- 0	0- 0				
0- 0	0- 0	0- 0	AWAY	0- 0	0- 0	0- 0				
0- 0	0- 0	0- 0	NEUTRAL	0- 0	0- 0	0- 0				

RPI S	Opponent	Score	RPI S	Opponent	Score	RPI S	Opponent	Score	RPI S	Opponent	Score	Team's RPI: 316
48	A South Dakota	68 77	60	H Wake Forest	70 79	200	H Marshall	53 55				
			79	H Mercer	33 51	283	H Memphis	54 64				
			88	A George Washington	56 72	286	H Ark.-Pine Bluff	70 58				
						339	H USC Upstate	77 57				
						344	H Fort Wayne	56 33				
LAST 12 Division I GAMES:												
88	A George Washington	56 72	48	A South Dakota	68 77							
344	H Fort Wayne	56 33	286	H Ark.-Pine Bluff	70 58							
60	H Wake Forest	70 79	200	H Marshall	53 55							
79	H Mercer	33 51										
339	H USC Upstate	77 57										
283	H Memphis	54 64										

Non-Div I Games:

Illinois

Average RPI Win:	291	WON-LOST	WINNING	LAST 10	STRENGTH OF	OPP. STRENGTH	TEAM	ADJ.	CONF.	ADJ CONF.
Average RPI Loss:	148	RECORD	PCT. RANK	GAMES	SCHEDULE	OF SCHEDULE	RPI	RPI	RPI	RPI
DIV. I ONLY	3- 5	214	3- 5	191	305	254	254	15	15	
DIV. I NON-CONF.	3- 5	217	3- 5	192	305	253	253	15	15	
TOTALS	RPI 1-25	RPI 26-50	W-L RECORDS	RPI 51-100	RPI 101-150	RPI 150+				
3- 5	0- 0	0- 0	OVERALL	0- 1	0- 2	3- 2				
2- 3	0- 0	0- 0	HOME	0- 0	0- 1	2- 2				
1- 2	0- 0	0- 0	AWAY	0- 1	0- 1	1- 0				
0- 0	0- 0	0- 0	NEUTRAL	0- 0	0- 0	0- 0				
3- 5	0- 0	0- 0	NON-CONFERENCE	0- 1	0- 2	3- 2				
2- 3	0- 0	0- 0	HOME	0- 0	0- 1	2- 2				
1- 2	0- 0	0- 0	AWAY	0- 1	0- 1	1- 0				
0- 0	0- 0	0- 0	NEUTRAL	0- 0	0- 0	0- 0				
0- 0	0- 0	0- 0	CONFERENCE	0- 0	0- 0	0- 0				
0- 0	0- 0	0- 0	HOME	0- 0	0- 0	0- 0				
0- 0	0- 0	0- 0	AWAY	0- 0	0- 0	0- 0				
0- 0	0- 0	0- 0	NEUTRAL	0- 0	0- 0	0- 0				

RPI 1-25				RPI 26-50				RPI 51-100				RPI 101+				Team's RPI: 254	
RPI	S	Opponent	Score	RPI	S	Opponent	Score	RPI	S	Opponent	Score	RPI	S	Opponent	Score		
								58	A	Arizona St.	40	76	123	H	Milwaukee	60	68
													129	A	Northern Ill.	66	108
													179	H	Yale	45	59
													251	H	Wisconsin	46	64
													271	A	Ill.-Chicago	59	52
													284	H	Valparaiso	77	56
													319	H	Eastern Ill.	60	49
LAST 12 Division I GAMES:																	
				179	H	Yale	45	59					123	H	Milwaukee	60	68
				284	H	Valparaiso	77	56					251	H	Wisconsin	46	64
				271	A	Ill.-Chicago	59	52					319	H	Eastern Ill.	60	49
				58	A	Arizona St.	40	76					129	A	Northern Ill.	66	108

Non-Div I Games:

Illinois St.

INDEPENDENT WIDE				THROUGH SUMMER OF 2007-07-2010						
Average RPI Win:	0	WON-LOST	WINNING	LAST 10	STRENGTH OF	OPP. STRENGTH	TEAM	ADJ.	CONF.	ADJ CONF.
Average RPI Loss:	212	RECORD	PCT. RANK	GAMES	SCHEDULE	OF SCHEDULE	RPI	RPI	RPI	RPI
DIV. I ONLY	0- 6	324	0- 6	264	334	342	342	27	27	
DIV. I NON-CONF.	0- 6	323	0- 6	265	333	342	342	27	27	
TOTALS	RPI 1-25	RPI 26-50	W-L RECORDS	RPI 51-100	RPI 101-150	RPI 150+				
0- 6	0- 0	0- 0	OVERALL	0- 0	0- 2	0- 4				
0- 2	0- 0	0- 0	HOME	0- 0	0- 1	0- 1				
0- 3	0- 0	0- 0	AWAY	0- 0	0- 0	0- 0				
0- 1	0- 0	0- 0	NEUTRAL	0- 0	0- 0	0- 1				
0- 6	0- 0	0- 0	NON-CONFERENCE	0- 0	0- 2	0- 4				
0- 2	0- 0	0- 0	HOME	0- 0	0- 1	0- 1				
0- 3	0- 0	0- 0	AWAY	0- 0	0- 1	0- 2				
0- 1	0- 0	0- 0	NEUTRAL	0- 0	0- 0	0- 1				
0- 0	0- 0	0- 0	CONFERENCE	0- 0	0- 0	0- 0				
0- 0	0- 0	0- 0	HOME	0- 0	0- 0	0- 0				
0- 0	0- 0	0- 0	AWAY	0- 0	0- 0	0- 0				
0- 0	0- 0	0- 0	NEUTRAL	0- 0	0- 0	0- 0				

RPI 1-25				RPI 26-50				RPI 51-100				RPI 101+				Team's RPI: 342	
RPI	S	Opponent	Score	RPI	S	Opponent	Score	RPI	S	Opponent	Score	RPI	S	Opponent	Score		
												127	H	Rice	43	60	
												137	A	TCU	40	88	
												189	N	Utah St.	46	79	
												225	A	Texas St.	50	67	
												248	H	Eastern Mich.	47	66	
												345	A	Montana	56	61	
LAST 12 Division I GAMES:																	
				127	H	Rice	43	60	189	N	Utah St.	46	79				
				248	H	Eastern Mich.	47	66	345	A	Montana	56	61				
									225	A	Texas St.	50	67				
									137	A	TCU	40	88				

Non-Div I Games:

Incarnate Word

Loss, Non-Conf, S Site, H Home A Away N Neutral

Indiana

Through Games Of Dec. 7, 2016

Average RPI Win:	201	WON-LOST	WINNING	LAST 10	STRENGTH OF	OPP. STRENGTH	TEAM	ADJ.	CONF.	ADJ CONF.
Average RPI Loss:	57	RECORD	PCT. RANK	GAMES	SCHEDULE	OF SCHEDULE	RPI	RPI	RPI	RPI
DIV. I ONLY	5- 3	116	5- 3	180	44	82	82	6	6	
DIV. I NON-CONF.	5- 3	115	5- 3	182	45	82	82	6	6	
TOTALS	RPI 1-25	RPI 26-50	W-L RECORDS	RPI 51-100	RPI 101-150	RPI 150+				
5- 3	0- 1	1- 1	OVERALL	0- 0	1- 1	3- 0				
3- 0	0- 0	1- 0	HOME	0- 0	0- 0	2- 0				
2- 3	0- 1	0- 1	AWAY	0- 0	1- 1	1- 0				
0- 0	0- 0	0- 0	NEUTRAL	0- 0	0- 0	0- 0				
5- 3	0- 1	1- 1	NON-CONFERENCE	0- 0	1- 1	3- 0				
3- 0	0- 0	1- 0	HOME	0- 0	0- 0	2- 0				
2- 3	0- 1	0- 1	AWAY	0- 0	1- 1	1- 0				
0- 0	0- 0	0- 0	NEUTRAL	0- 0	0- 0	0- 0				
0- 0	0- 0	0- 0	CONFERENCE	0- 0	0- 0	0- 0				
0- 0	0- 0	0- 0	HOME	0- 0	0- 0	0- 0				
0- 0	0- 0	0- 0	AWAY	0- 0	0- 0	0- 0				
0- 0	0- 0	0- 0	NEUTRAL	0- 0	0- 0	0- 0				

RPI 1-25				RPI 26-50				RPI 51-100 Team's RPI: 82				RPI 101+			
RPI	S	Opponent	Score	RPI	S	Opponent	Score	RPI	S	Opponent	Score	RPI	S	Opponent	Score
13	A	Auburn	67 71	39	H	Vanderbilt	94 61					110	A	Western Ky.	74 85
				49	A	North Carolina St.	70 84					132	A	Chattanooga	79 76
												210	A	North Texas	94 64
												295	H	Presbyterian	71 37
												327	H	UMass Lowell	79 45
LAST 12 Division I GAMES:															
13	A	Auburn	67 71	210	A	North Texas	94 64								
327	H	UMass Lowell	79 45	49	A	North Carolina St.	70 84								
110	A	Western Ky.	74 85												
132	A	Chattanooga	79 76												
39	H	Vanderbilt	94 61												
295	H	Presbyterian	71 37												

Non-Div I Games:

Indiana

■ Loss,
■ Non-Conf,
■ S Site,
■ H Home
■ A Away
N Neutral

Average RPI Win:	237	WON-LOST	WINNING	LAST 10	STRENGTH OF	OPP. STRENGTH	TEAM	ADJ.	CONF.	ADJ CONF.
Average RPI Loss:	136	RECORD	PCT. RANK	GAMES	SCHEDULE	OF SCHEDULE	RPI	RPI	RPI	RPI
DIV. I ONLY	5- 4	143	5- 4	175	251	130	130	15	15	
DIV. I NON-CONF.	5- 4	146	5- 4	178	251	130	130	15	15	
TOTALS	RPI 1-25	RPI 26-50	W-L RECORDS	RPI 51-100	RPI 101-150	RPI 150+				
5- 4	0- 0	0- 1	OVERALL	0- 1	0- 0	5- 2				
1- 1	0- 0	0- 0	HOME	0- 1	0- 0	1- 0				
4- 3	0- 0	0- 1	AWAY	0- 0	0- 0	4- 2				
0- 0	0- 0	0- 0	NEUTRAL	0- 0	0- 0	0- 0				
5- 4	0- 0	0- 1	NON-CONFERENCE	0- 1	0- 0	5- 2				
1- 1	0- 0	0- 0	HOME	0- 1	0- 0	1- 0				
4- 3	0- 0	0- 1	AWAY	0- 0	0- 0	4- 2				
0- 0	0- 0	0- 0	NEUTRAL	0- 0	0- 0	0- 0				
0- 0	0- 0	0- 0	CONFERENCE	0- 0	0- 0	0- 0				
0- 0	0- 0	0- 0	HOME	0- 0	0- 0	0- 0				
0- 0	0- 0	0- 0	AWAY	0- 0	0- 0	0- 0				
0- 0	0- 0	0- 0	NEUTRAL	0- 0	0- 0	0- 0				

RPI 1-25				RPI 26-50				RPI 51-100				RPI 101+				Team's RPI: 130	
RPI	S	Opponent	Score	RPI	S	Opponent	Score	RPI	S	Opponent	Score	RPI	S	Opponent	Score		
				50	A	Missouri	48 77	83	H	IUPUI	35 45	162	A	Saint Louis	70 67		
												185	A	Cincinnati	63 55		
												191	A	Omaha	45 72		
												216	A	Miami (OH)	62 54		
												218	A	Fla. Atlantic	67 70		
												302	H	Northern Ky.	58 38		
												319	A	Eastern Ill.	88 61		
LAST 12 Division I GAMES:																	
				185	A	Cincinnati	63 55	162	A	Saint Louis	70 67						
				218	A	Fla. Atlantic	67 70	216	A	Miami (OH)	62 54						
				302	H	Northern Ky.	58 38	83	H	IUPUI	35 45						
								319	A	Eastern Ill.	88 61						
								191	A	Omaha	45 72						
								50	A	Missouri	48 77						

Non-Div I Games:

Indiana St.

Average RPI Win:	182	WON-LOST	WINNING	LAST 10	STRENGTH OF	OPP. STRENGTH	TEAM	ADJ.	CONF.	ADJ CONF.
Average RPI Loss:	152	RECORD	PCT. RANK	GAMES	SCHEDULE	OF SCHEDULE	RPI	RPI	RPI	RPI
DIV. I ONLY	5- 4	143	5- 4	227	137	167	167	20	20	
DIV. I NON-CONF.	4- 3	135	4- 3	235	76	161	161	20	20	
TOTALS	RPI 1-25	RPI 26-50	W-L RECORDS	RPI 51-100	RPI 101-150	RPI 150+				
5- 4	0- 0	0- 0	OVERALL	0- 2	2- 0	3- 2				
4- 1	0- 0	0- 0	HOME	0- 1	1- 0	3- 0				
1- 3	0- 0	0- 0	AWAY	0- 1	1- 0	0- 2				
0- 0	0- 0	0- 0	NEUTRAL	0- 0	0- 0	0- 0				
4- 3	0- 0	0- 0	NON-CONFERENCE	0- 2	2- 0	2- 1				
3- 1	0- 0	0- 0	HOME	0- 1	1- 0	2- 0				
1- 2	0- 0	0- 0	AWAY	0- 1	1- 0	0- 1				
0- 0	0- 0	0- 0	NEUTRAL	0- 0	0- 0	0- 0				
1- 1	0- 0	0- 0	CONFERENCE	0- 0	0- 0	1- 1				
1- 0	0- 0	0- 0	HOME	0- 0	0- 0	1- 0				
0- 1	0- 0	0- 0	AWAY	0- 0	0- 0	0- 1				
0- 0	0- 0	0- 0	NEUTRAL	0- 0	0- 0	0- 0				

RPI 1-25			RPI 26-50			RPI 51-100			RPI 101+			Team's RPI: 167
RPI	S	Opponent	Score	RPI	S	Opponent	Score	RPI	S	Opponent	Score	
						65	H Duquesne	58	61	102	H Fordham	55 46
						76	A Navy	68	73	148	A VCU	59 57
										209	H Saint Joseph's	58 57
										210	A North Texas	55 66
										215	H Manhattan	70 53
										234	H Stony Brook	57 46
										257	A Fairfield	59 68
LAST 12 Division I GAMES:												
102	H	Fordham	55 46	148	A	VCU	59 57					
257	A	Fairfield	59 68	210	A	North Texas	55 66					
215	H	Manhattan	70 53	76	A	Navy	68 73					
				65	H	Duquesne	58 61					
				209	H	Saint Joseph's	58 57					
				234	H	Stony Brook	57 46					

Non-Div I Games:

Iona

Average RPI Win:	142	WON-LOST	WINNING	LAST 10	STRENGTH OF	OPP. STRENGTH	TEAM	ADJ.	CONF.	ADJ CONF.
Average RPI Loss:	31	RECORD	PCT. RANK	GAMES	SCHEDULE	OF SCHEDULE	RPI	RPI	RPI	RPI
DIV. I ONLY	7- 3	90	0- 1	35	59	54	54	6	6	
DIV. I NON-CONF.	7- 3	88	0- 1	35	60	55	55	6	6	
TOTALS	RPI 1-25	RPI 26-50	W-L RECORDS	RPI 51-100	RPI 101-150	RPI 150+				
7- 3	0- 2	0- 0	OVERALL	2- 1	3- 0	2- 0				
5- 2	0- 1	0- 0	HOME	2- 1	2- 0	1- 0				
1- 0	0- 0	0- 0	AWAY	0- 0	0- 0	1- 0				
1- 1	0- 1	0- 0	NEUTRAL	0- 0	1- 0	0- 0				
7- 3	0- 2	0- 0	NON-CONFERENCE	2- 1	3- 0	2- 0				
5- 2	0- 1	0- 0	HOME	2- 1	2- 0	1- 0				
1- 0	0- 0	0- 0	AWAY	0- 0	0- 0	1- 0				
1- 1	0- 1	0- 0	NEUTRAL	0- 0	1- 0	0- 0				
0- 0	0- 0	0- 0	CONFERENCE	0- 0	0- 0	0- 0				
0- 0	0- 0	0- 0	HOME	0- 0	0- 0	0- 0				
0- 0	0- 0	0- 0	AWAY	0- 0	0- 0	0- 0				
0- 0	0- 0	0- 0	NEUTRAL	0- 0	0- 0	0- 0				

RPI 1-25				RPI 26-50				RPI 51-100 Team's RPI: 54				RPI 101+			
RPI	S	Opponent	Score	RPI	S	Opponent	Score	RPI	S	Opponent	Score	RPI	S	Opponent	Score
2	H	Notre Dame	58 73					53	H	UNI	88 39	112	H	Iowa St.	88 76
22	N	UCLA	65 78					69	H	South Dakota St.	64 66	134	H	Oral Roberts	96 76
								91	H	Hampton	84 51	148	N	James Madison	90 75
												227	H	Massachusetts	71 30
												230	A	North Dakota	75 60
LAST 12 Division I GAMES:															
69	H	South Dakota St.	64 66	227	H	Massachusetts	71 30								
112	H	Iowa St.	88 76	230	A	North Dakota	75 60								
53	H	UNI	88 39	91	H	Hampton	84 51								
2	H	Notre Dame	58 73	134	H	Oral Roberts	96 76								
148	N	James Madison	90 75												
22	N	UCLA	65 78												

Non-Div I Games:

Iowa

Average RPI Win:	196	WON-LOST	WINNING	LAST 10	STRENGTH OF	OPP. STRENGTH	TEAM	ADJ.	CONF.	ADJ CONF.
Average RPI Loss:	32	RECORD	PCT. RANK	GAMES	SCHEDULE	OF SCHEDULE	RPI	RPI	RPI	RPI
DIV. I ONLY	6- 2	57	6- 2	185	49	112	112	4	4	
DIV. I NON-CONF.	6- 2	57	6- 2	187	50	110	110	4	4	
TOTALS	RPI 1-25	RPI 26-50	W-L RECORDS	RPI 51-100	RPI 101-150	RPI 150+				
6- 2	0- 1	1- 0	OVERALL	1- 1	1- 0	3- 0				
6- 1	0- 1	1- 0	HOME	1- 0	1- 0	3- 0				
0- 1	0- 0	0- 0	AWAY	0- 1	0- 0	0- 0				
0- 0	0- 0	0- 0	NEUTRAL	0- 0	0- 0	0- 0				
6- 2	0- 1	1- 0	NON-CONFERENCE	1- 1	1- 0	3- 0				
6- 1	0- 1	1- 0	HOME	1- 0	1- 0	3- 0				
0- 1	0- 0	0- 0	AWAY	0- 1	0- 0	0- 0				
0- 0	0- 0	0- 0	NEUTRAL	0- 0	0- 0	0- 0				
0- 0	0- 0	0- 0	CONFERENCE	0- 0	0- 0	0- 0				
0- 0	0- 0	0- 0	HOME	0- 0	0- 0	0- 0				
0- 0	0- 0	0- 0	AWAY	0- 0	0- 0	0- 0				
0- 0	0- 0	0- 0	NEUTRAL	0- 0	0- 0	0- 0				

RPI 1-25				RPI 26-50				RPI 51-100				RPI 101+ Team's RPI: 112			
RPI	S	Opponent	Score	RPI	S	Opponent	Score	RPI	S	Opponent	Score	RPI	S	Opponent	Score
10	H	Mississippi St.	81 85	41	H	Drake	75 67	53	H	UNI	76 68	131	H	New Orleans	100 63
								54	A	Iowa	76 88	290	H	Arkansas St.	105 53
												323	H	UC Santa Barbara	77 60
												338	H	Savannah St.	74 51
LAST 12 Division I GAMES:															
10	H	Mississippi St.	81 85	54	A	Iowa	76 88	131	H	New Orleans	100 63				
290	H	Arkansas St.	105 53												
338	H	Savannah St.	74 51												
41	H	Drake	75 67												
53	H	UNI	76 68												
323	H	UC Santa Barbara	77 60												

Non-Div I Games:

Iowa St.

Average RPI Win: 0				Through Games Of Dec. 7, 1918					
Average RPI Loss: 230	WON-LOST RECORD	WINNING PCT. RANK	LAST 10 GAMES	STRENGTH OF SCHEDULE	OPP. STRENGTH OF SCHEDULE	TEAM RPI	ADJ. RPI	CONF. RPI	ADJ CONF. RPI
DIV. I ONLY	0- 2	324	0- 2	89	347	322	322	28	28
DIV. I NON-CONF.	0- 2	323	0- 2	89	347	321	321	28	28
TOTALS	RPI 1-25	RPI 26-50	W-L RECORDS	RPI 51-100	RPI 101-150	RPI 150+			
0- 2	0- 0	0- 0	OVERALL	0- 0	0- 0	0- 2			
0- 0	0- 0	0- 0	HOME	0- 0	0- 0	0- 0			
0- 2	0- 0	0- 0	AWAY	0- 0	0- 0	0- 1			
0- 0	0- 0	0- 0	NEUTRAL	0- 0	0- 0	0- 0			
0- 2	0- 0	0- 0	NON-CONFERENCE	0- 0	0- 0	0- 2			
0- 0	0- 0	0- 0	HOME	0- 0	0- 0	0- 0			
0- 2	0- 0	0- 0	AWAY	0- 0	0- 0	0- 2			
0- 0	0- 0	0- 0	NEUTRAL	0- 0	0- 0	0- 0			
0- 0	0- 0	0- 0	CONFERENCE	0- 0	0- 0	0- 0			
0- 0	0- 0	0- 0	HOME	0- 0	0- 0	0- 0			
0- 0	0- 0	0- 0	AWAY	0- 0	0- 0	0- 0			
0- 0	0- 0	0- 0	NEUTRAL	0- 0	0- 0	0- 0			

RPI 1-25				RPI 26-50				RPI 51-100				RPI 101+				Team's RPI: 322	
RPI	S	Opponent	Score	RPI	S	Opponent	Score	RPI	S	Opponent	Score	RPI	S	Opponent	Score		
												158	A	Ole Miss	41	89	
												301	A	Nicholls St.	76	83	
LAST 12 Division I GAMES:																	
												158	A	Ole Miss	41	89	
												301	A	Nicholls St.	76	83	

Non-Div I Games:	Blue Mountain	86	54	LeMoyne-Owen	88	67	Lane	57	52
------------------	---------------	----	----	--------------	----	----	------	----	----

Jackson St.

■ Loss, ■ Non-Conf, S Site, H Home A Away N Neutral

Jacksonville

Through Games Of Dec. 7, 2016

Average RPI Win:	258	WON-LOST	WINNING	LAST 10	STRENGTH OF	OPP. STRENGTH	TEAM	ADJ.	CONF.	ADJ CONF.
Average RPI Loss:	14	RECORD	PCT. RANK	GAMES	SCHEDULE	OF SCHEDULE	RPI	RPI	RPI	RPI
DIV. I ONLY	5- 2	76	5- 2	228	136	96	96	25	25	
DIV. I NON-CONF.	5- 2	75	5- 2	228	138	93	93	25	25	
TOTALS	RPI 1-25	RPI 26-50	W-L RECORDS	RPI 51-100	RPI 101-150	RPI 150+				
5- 2	0- 2	0- 0	OVERALL	1- 0	0- 0	4- 0				
3- 0	0- 0	0- 0	HOME	1- 0	0- 0	2- 0				
2- 2	0- 2	0- 0	AWAY	0- 0	0- 0	2- 0				
0- 0	0- 0	0- 0	NEUTRAL	0- 0	0- 0	0- 0				
5- 2	0- 2	0- 0	NON-CONFERENCE	1- 0	0- 0	4- 0				
3- 0	0- 0	0- 0	HOME	1- 0	0- 0	2- 0				
2- 2	0- 2	0- 0	AWAY	0- 0	0- 0	2- 0				
0- 0	0- 0	0- 0	NEUTRAL	0- 0	0- 0	0- 0				
0- 0	0- 0	0- 0	CONFERENCE	0- 0	0- 0	0- 0				
0- 0	0- 0	0- 0	HOME	0- 0	0- 0	0- 0				
0- 0	0- 0	0- 0	AWAY	0- 0	0- 0	0- 0				
0- 0	0- 0	0- 0	NEUTRAL	0- 0	0- 0	0- 0				

RPI 1-25				RPI 26-50				RPI 51-100 Team's RPI: 96				RPI 101+			
RPI	S	Opponent	Score	RPI	S	Opponent	Score	RPI	S	Opponent	Score	RPI	S	Opponent	Score
8	A	South Fla.	52 64					94	H	South Ala.	62 55	221	A	FIU	71 56
19	A	Florida St.	47 90									301	H	Nicholls St.	76 71
												337	H	Bethune-Cookman	69 63
												338	A	Savannah St.	55 40
LAST 12 Division I GAMES:															
8	A	South Fla.	52 64	221	A	FIU	71 56								
19	A	Florida St.	47 90	338	A	Savannah St.	55 40								
337	H	Bethune-Cookman	69 63	94	H	South Ala.	62 55								
				301	H	Nicholls St.	76 71								

Non-Div I Games: Thomas (GA) 100 43 Johnson & Wales (FI110 31

Jacksonville

Loss, Non-Conf, S Site, H Home A Away N Neutral

Average RPI Win: 277		WON-LOST	WINNING	LAST 10	STRENGTH OF	OPP. STRENGTH	TEAM	ADJ.	CONF.	ADJ CONF.
Average RPI Loss: 132		RECORD	PCT. RANK	GAMES	SCHEDULE	OF SCHEDULE	RPI	RPI	RPI	RPI
DIV. I ONLY		4- 4	155	4- 4	330	110	247	247	29	29
DIV. I NON-CONF.		4- 4	154	4- 4	330	113	247	247	29	29
TOTALS		RPI 1-25	RPI 26-50	W-L RECORDS	RPI 51-100	RPI 101-150	RPI 150+			
4- 4	0- 1		0- 0	OVERALL	0- 0	0- 1	4- 2			
1- 1	0- 0		0- 0	HOME	0- 0	0- 1	1- 0			
2- 3	0- 1		0- 0	AWAY	0- 0	0- 0	2- 2			
1- 0	0- 0		0- 0	NEUTRAL	0- 0	0- 0	1- 0			
4- 4	0- 1		0- 0	NON-CONFERENCE	0- 0	0- 1	4- 2			
1- 1	0- 0		0- 0	HOME	0- 0	0- 1	1- 0			
2- 3	0- 1		0- 0	AWAY	0- 0	0- 0	2- 2			
1- 0	0- 0		0- 0	NEUTRAL	0- 0	0- 0	1- 0			
0- 0	0- 0		0- 0	CONFERENCE	0- 0	0- 0	0- 0			
0- 0	0- 0		0- 0	HOME	0- 0	0- 0	0- 0			
0- 0	0- 0		0- 0	AWAY	0- 0	0- 0	0- 0			
0- 0	0- 0		0- 0	NEUTRAL	0- 0	0- 0	0- 0			

RPI 1-25				RPI 26-50				RPI 51-100				RPI 101+				Team's RPI: 247	
RPI	S	Opponent	Score	RPI	S	Opponent	Score	RPI	S	Opponent	Score	RPI	S	Opponent	Score		
19	A	Florida St.	62 73									131	H	New Orleans	79 81		
												158	A	Ole Miss	50 68		
												170	H	Ga. Southern	67 55		
												218	A	Fla. Atlantic	55 63		
												253	A	Kennesaw St.	65 59		
												338	A	Savannah St.	64 57		
												347	N	Florida A&M	66 54		
LAST 12 Division I GAMES:																	
				338	A	Savannah St.	64 57	131	H	New Orleans	79 81						
				347	N	Florida A&M	66 54	170	H	Ga. Southern	67 55						
				218	A	Fla. Atlantic	55 63	158	A	Ole Miss	50 68						
								253	A	Kennesaw St.	65 59						
								19	A	Florida St.	62 73						

Non-Div I Games:	Brewton Parker	89	26
------------------	----------------	----	----

Jacksonville St.

Loss, Non-Conf, S Site, H Home A Away N Neutral

Average RPI Win:	222	WON-LOST	WINNING	LAST 10	STRENGTH OF	OPP. STRENGTH	TEAM	ADJ.	CONF.	ADJ CONF.
Average RPI Loss:	36	RECORD	PCT. RANK	GAMES	SCHEDULE	OF SCHEDULE	RPI	RPI	RPI	RPI
DIV. I ONLY	5- 3	116	5- 3	263	18	148	148	8	8	
DIV. I NON-CONF.	5- 3	115	5- 3	264	17	150	150	8	8	
TOTALS	RPI 1-25	RPI 26-50	W-L RECORDS	RPI 51-100	RPI 101-150	RPI 150+				
5- 3	0- 1	0- 1	OVERALL	1- 1	0- 0	4- 0				
2- 1	0- 0	0- 1	HOME	1- 0	0- 0	1- 0				
2- 1	0- 1	0- 0	AWAY	0- 0	0- 0	2- 0				
1- 1	0- 0	0- 0	NEUTRAL	0- 1	0- 0	1- 0				
5- 3	0- 1	0- 1	NON-CONFERENCE	1- 1	0- 0	4- 0				
2- 1	0- 0	0- 1	HOME	1- 0	0- 0	1- 0				
2- 1	0- 1	0- 0	AWAY	0- 0	0- 0	2- 0				
1- 1	0- 0	0- 0	NEUTRAL	0- 1	0- 0	1- 0				
0- 0	0- 0	0- 0	CONFERENCE	0- 0	0- 0	0- 0				
0- 0	0- 0	0- 0	HOME	0- 0	0- 0	0- 0				
0- 0	0- 0	0- 0	AWAY	0- 0	0- 0	0- 0				
0- 0	0- 0	0- 0	NEUTRAL	0- 0	0- 0	0- 0				

RPI 1-25				RPI 26-50				RPI 51-100				RPI 101+ Team's RPI: 148			
RPI	S	Opponent	Score	RPI	S	Opponent	Score	RPI	S	Opponent	Score	RPI	S	Opponent	Score
19	A	Florida St.	64 84	34	H	Tennessee	69 81	54	N	Iowa	75 90	174	N	Idaho St.	83 53
								91	H	Hampton	71 50	207	A	Rutgers	82 76
												315	A	Liberty	62 48
												321	H	St. Francis Brooklyn	83 57
LAST 12 Division I GAMES:															
		91	H	Hampton	71	50				207	A	Rutgers	82	76	
		54	N	Iowa	75	90				34	H	Tennessee	69	81	
		174	N	Idaho St.	83	53									
		19	A	Florida St.	64	84									
		315	A	Liberty	62	48									
		321	H	St. Francis Brooklyn	83	57									

Non-Div I Games:

James Madison

Kansas

Through Games Of Dec. 7, 2016

Average RPI Win:	216	WON-LOST	WINNING	LAST 10	STRENGTH OF	OPP. STRENGTH	TEAM	ADJ.	CONF.	ADJ CONF.
Average RPI Loss:	123	RECORD	PCT. RANK	GAMES	SCHEDULE	OF SCHEDULE	RPI	RPI	RPI	RPI
DIV. I ONLY	3- 5	214	3- 5	141	237	214	214	4	4	
DIV. I NON-CONF.	3- 5	217	3- 5	141	237	217	217	4	4	
TOTALS	RPI 1-25	RPI 26-50	W-L RECORDS	RPI 51-100	RPI 101-150	RPI 150+				
3- 5	0- 0	0- 0	OVERALL	0- 2	1- 1	2- 2				
2- 3	0- 0	0- 0	HOME	0- 2	1- 0	1- 1				
1- 2	0- 0	0- 0	AWAY	0- 0	0- 1	1- 1				
0- 0	0- 0	0- 0	NEUTRAL	0- 0	0- 0	0- 0				
3- 5	0- 0	0- 0	NON-CONFERENCE	0- 2	1- 1	2- 2				
2- 3	0- 0	0- 0	HOME	0- 2	1- 0	1- 1				
1- 2	0- 0	0- 0	AWAY	0- 0	0- 1	1- 1				
0- 0	0- 0	0- 0	NEUTRAL	0- 0	0- 0	0- 0				
0- 0	0- 0	0- 0	CONFERENCE	0- 0	0- 0	0- 0				
0- 0	0- 0	0- 0	HOME	0- 0	0- 0	0- 0				
0- 0	0- 0	0- 0	AWAY	0- 0	0- 0	0- 0				
0- 0	0- 0	0- 0	NEUTRAL	0- 0	0- 0	0- 0				

RPI 1-25				RPI 26-50				RPI 51-100				RPI 101+				Team's RPI: 214	
RPI	S	Opponent	Score	RPI	S	Opponent	Score	RPI	S	Opponent	Score	RPI	S	Opponent	Score		
								70	H	Harvard	59	69	108	A	Creighton	49	69
								75	H	SMU	63	75	134	H	Oral Roberts	64	56
													160	A	Alabama	65	71
													201	H	Missouri St.	64	87
													230	H	North Dakota	76	71
													283	A	Memphis	68	58
LAST 12 Division I GAMES:																	
				283	A	Memphis	68	58	70	H	Harvard	59	69				
				75	H	SMU	63	75	160	A	Alabama	65	71				
				201	H	Missouri St.	64	87	108	A	Creighton	49	69				
									230	H	North Dakota	76	71				
									134	H	Oral Roberts	64	56				

Non-Div I Games:

Kansas

Loss, Non-Conf, S Site, H Home A Away N Neutral

Average RPI Win: 122		WON-LOST	WINNING	LAST 10	STRENGTH OF	OPP. STRENGTH	TEAM	ADJ.	CONF.	ADJ CONF.
Average RPI Loss: 0		RECORD	PCT. RANK	GAMES	SCHEDULE	OF SCHEDULE	RPI	RPI	RPI	RPI
DIV. I ONLY		9- 0	1	9- 0	120	4	9	9	4	4
DIV. I NON-CONF.		9- 0	1	9- 0	120	4	9	9	4	4
TOTALS		RPI 1-25	RPI 26-50		W-L RECORDS		RPI 51-100	RPI 101-150		RPI 150+
9- 0	2- 0	1- 0		OVERALL		2- 0	0- 0		4- 0	
5- 0	1- 0	0- 0		HOME		2- 0	0- 0		2- 0	
1- 0	0- 0	0- 0		AWAY		0- 0	0- 0		1- 0	
3- 0	1- 0	1- 0		NEUTRAL		0- 0	0- 0		1- 0	
9- 0	2- 0	1- 0		NON-CONFERENCE		2- 0	0- 0		4- 0	
5- 0	1- 0	0- 0		HOME		2- 0	0- 0		2- 0	
1- 0	0- 0	0- 0		AWAY		0- 0	0- 0		1- 0	
3- 0	1- 0	1- 0		NEUTRAL		0- 0	0- 0		1- 0	
0- 0	0- 0	0- 0		CONFERENCE		0- 0	0- 0		0- 0	
0- 0	0- 0	0- 0		HOME		0- 0	0- 0		0- 0	
0- 0	0- 0	0- 0		AWAY		0- 0	0- 0		0- 0	
0- 0	0- 0	0- 0		NEUTRAL		0- 0	0- 0		0- 0	

RPI 1-25				RPI 26-50				RPI 51-100				RPI 101+			
RPI	S	Opponent	Score	RPI	S	Opponent	Score	RPI	S	Opponent	Score	RPI	S	Opponent	Score
7	N	LSU	69 54	49	N	North Carolina St.	67 50	51	H	UT Arlington	62 49	159	H	Tulsa	82 62
13	H	Auburn	71 66					66	H	Lamar University	68 43	191	A	Omaha	70 57
												265	N	UTEP	61 40
												294	H	Chicago St.	83 33
LAST 12 Division I GAMES:															
51	H	UT Arlington	62 49	265	N	UTEP	61 40	7	N	LSU	69 54				
191	A	Omaha	70 57	49	N	North Carolina St.	67 50	66	H	Lamar University	68 43	159	H	Tulsa	82 62
13	H	Auburn	71 66					294	H	Chicago St.	83 33				

Non-Div I Games:

Kansas St.

Average RPI Win:	338	WON-LOST	WINNING	LAST 10	STRENGTH OF	OPP. STRENGTH	TEAM	ADJ.	CONF.	ADJ CONF.
Average RPI Loss:	105	RECORD	PCT. RANK	GAMES	SCHEDULE	OF SCHEDULE	RPI	RPI	RPI	RPI
DIV. I ONLY	1- 6	299	1- 6	86	227	253	253	25	25	
DIV. I NON-CONF.	1- 6	298	1- 6	86	228	252	252	25	25	
TOTALS	RPI 1-25	RPI 26-50	W-L RECORDS	RPI 51-100	RPI 101-150	RPI 150+				
1- 6	0- 0	0- 3	OVERALL	0- 1	0- 0	1- 2				
1- 2	0- 0	0- 1	HOME	0- 0	0- 0	1- 1				
0- 4	0- 0	0- 0	AWAY	0- 0	0- 0	0- 0				
0- 0	0- 0	0- 0	NEUTRAL	0- 0	0- 0	0- 0				
1- 6	0- 0	0- 3	NON-CONFERENCE	0- 1	0- 0	1- 2				
1- 2	0- 0	0- 1	HOME	0- 0	0- 0	1- 1				
0- 4	0- 0	0- 2	AWAY	0- 1	0- 0	0- 1				
0- 0	0- 0	0- 0	NEUTRAL	0- 0	0- 0	0- 0				
0- 0	0- 0	0- 0	CONFERENCE	0- 0	0- 0	0- 0				
0- 0	0- 0	0- 0	HOME	0- 0	0- 0	0- 0				
0- 0	0- 0	0- 0	AWAY	0- 0	0- 0	0- 0				
0- 0	0- 0	0- 0	NEUTRAL	0- 0	0- 0	0- 0				

RPI 1-25				RPI 26-50				RPI 51-100				RPI 101+				Team's RPI: 253	
RPI	S	Opponent	Score	RPI	S	Opponent	Score	RPI	S	Opponent	Score	RPI	S	Opponent	Score		
				30	A	Georgia	40 82	79	A	Mercer	46 61	188	A	Georgia St.	59 62		
				39	A	Vanderbilt	54 86					247	H	Jacksonville St.	59 65		
				45	H	Georgia Tech	49 86					338	H	Savannah St.	72 60		
LAST 12 Division I GAMES:																	
				79	A	Mercer	46 61	39	A	Vanderbilt	54 86						
				30	A	Georgia	40 82										
				338	H	Savannah St.	72 60										
				188	A	Georgia St.	59 62										
				45	H	Georgia Tech	49 86										
				247	H	Jacksonville St.	59 65										

Non-Div I Games:

Kennesaw St.

RPI 1-25				RPI 26-50				RPI 51-100				RPI 101+				Team's RPI: 233	
RPI	S	Opponent	Score	RPI	S	Opponent	Score	RPI	S	Opponent	Score	RPI	S	Opponent	Score		
17	N	Baylor	42 84									110	N	Western Ky.	73 79		
												161	N	FGCU	77 64		
												163	A	Detroit	52 73		
												173	A	Wright St.	79 69		
												243	H	Robert Morris	65 68		
												263	H	Bradley	77 52		
												307	H	Eastern Ky.	80 67		
												344	H	Fort Wayne	66 55		
LAST 12 Division I GAMES:																	
				163	A	Detroit	52 73	173	A	Wright St.	79 69						
				243	H	Robert Morris	65 68	344	H	Fort Wayne	66 55						
				307	H	Eastern Ky.	80 67	161	N	FGCU	77 64						
				263	H	Bradley	77 52	110	N	Western Ky.	73 79						
								17	N	Baylor	42 84						

Kent St.

Average RPI Win:	131	WON-LOST	WINNING	LAST 10	STRENGTH OF	OPP. STRENGTH	TEAM	ADJ.	CONF.	ADJ CONF.
Average RPI Loss:	50	RECORD	PCT. RANK	GAMES	SCHEDULE	OF SCHEDULE	RPI	RPI	RPI	RPI
DIV. I ONLY	6- 2	57	6- 2	5	177	6	6	1	1	
DIV. I NON-CONF.	6- 2	57	6- 2	6	178	6	6	1	1	
TOTALS	RPI 1-25	RPI 26-50	W-L RECORDS	RPI 51-100	RPI 101-150	RPI 150+				
6- 2	1- 0	1- 1	OVERALL	0- 1	2- 0	2- 0				
6- 0	1- 0	1- 0	HOME	0- 0	2- 0	2- 0				
0- 2	0- 0	0- 1	AWAY	0- 1	0- 0	0- 0				
0- 0	0- 0	0- 0	NEUTRAL	0- 0	0- 0	0- 0				
6- 2	1- 0	1- 1	NON-CONFERENCE	0- 1	2- 0	2- 0				
6- 0	1- 0	1- 0	HOME	0- 0	2- 0	2- 0				
0- 2	0- 0	0- 1	AWAY	0- 1	0- 0	0- 0				
0- 0	0- 0	0- 0	NEUTRAL	0- 0	0- 0	0- 0				
0- 0	0- 0	0- 0	CONFERENCE	0- 0	0- 0	0- 0				
0- 0	0- 0	0- 0	HOME	0- 0	0- 0	0- 0				
0- 0	0- 0	0- 0	AWAY	0- 0	0- 0	0- 0				
0- 0	0- 0	0- 0	NEUTRAL	0- 0	0- 0	0- 0				

RPI 1-25				Team's RPI: 6		RPI 26-50				RPI 51-100				RPI 101+					
RPI	S	Opponent	Score		RPI	S	Opponent	Score		RPI	S	Opponent	Score		RPI	S	Opponent	Score	
20	H	Miami (FL)	82	66	35	H	Oklahoma	82	68	57	A	Louisville	67	69	136	H	Albany (NY)	70	46
					43	A	Colorado	69	79						141	H	New Hampshire	92	43
															220	H	Samford	80	57
															236	H	Morehead St.	74	47

Average RPI Win:	234	WON-LOST	WINNING	LAST 10	STRENGTH OF	OPP. STRENGTH	TEAM	ADJ.	CONF.	ADJ CONF.
Average RPI Loss:	161	RECORD	PCT. RANK	GAMES	SCHEDULE	OF SCHEDULE	RPI	RPI	RPI	RPI
DIV. I ONLY	1- 7	315	0- 1	79	303	274	274	32	32	
DIV. I NON-CONF.	1- 7	314	0- 1	79	303	272	272	32	32	
TOTALS	RPI 1-25	RPI 26-50	W-L RECORDS	RPI 51-100	RPI 101-150	RPI 150+				
1- 7	0- 0	0- 0	OVERALL	0- 2	0- 1	1- 4				
1- 3	0- 0	0- 0	HOME	0- 1	0- 0	1- 2				
0- 2	0- 0	0- 0	AWAY	0- 1	0- 0	0- 1				
0- 2	0- 0	0- 0	NEUTRAL	0- 0	0- 1	0- 1				
1- 7	0- 0	0- 0	NON-CONFERENCE	0- 2	0- 1	1- 4				
1- 3	0- 0	0- 0	HOME	0- 1	0- 0	1- 2				
0- 2	0- 0	0- 0	AWAY	0- 1	0- 0	0- 1				
0- 2	0- 0	0- 0	NEUTRAL	0- 0	0- 1	0- 1				
0- 0	0- 0	0- 0	CONFERENCE	0- 0	0- 0	0- 0				
0- 0	0- 0	0- 0	HOME	0- 0	0- 0	0- 0				
0- 0	0- 0	0- 0	AWAY	0- 0	0- 0	0- 0				
0- 0	0- 0	0- 0	NEUTRAL	0- 0	0- 0	0- 0				

RPI 1-25				RPI 26-50				RPI 51-100				RPI 101+ Team's RPI: 274					
RPI	S	Opponent	Score	RPI	S	Opponent	Score	RPI	S	Opponent	Score	RPI	S	Opponent	Score		
								74	A	Ohio St.	54	113	123	N	Milwaukee	50	88
								92	H	George Mason	48	64	156	H	Army West Point	47	68
													169	A	Seton Hall	59	77
													179	H	Yale	44	75
													234	H	Stony Brook	58	48
													332	N	NJIT	48	50
LAST 12 Division I GAMES:																	
				332	N	NJIT	48	50	92	H	George Mason	48	64				
				169	A	Seton Hall	59	77	156	H	Army West Point	47	68				
				234	H	Stony Brook	58	48									
				179	H	Yale	44	75									
				123	N	Milwaukee	50	88									
				74	A	Ohio St.	54	113									

Non-Div I Games:

LIU Brooklyn

Average RPI Win:	143	WON-LOST	WINNING	LAST 10	STRENGTH OF	OPP. STRENGTH	TEAM	ADJ.	CONF.	ADJ CONF.
Average RPI Loss:	5	RECORD	PCT. RANK	GAMES	SCHEDULE	OF SCHEDULE	RPI	RPI	RPI	RPI
DIV. I ONLY	6- 2	57	6- 2	4	120	7	7	1	1	
DIV. I NON-CONF.	6- 2	57	6- 2	4	122	7	7	1	1	
TOTALS	RPI 1-25	RPI 26-50	W-L RECORDS	RPI 51-100	RPI 101-150	RPI 150+				
6- 2	0- 2	1- 0	OVERALL	1- 0	2- 0	2- 0				
3- 1	0- 1	0- 0	HOME	1- 0	2- 0	0- 0				
1- 0	0- 0	0- 0	AWAY	0- 0	0- 0	1- 0				
2- 1	0- 1	1- 0	NEUTRAL	0- 0	0- 0	1- 0				
6- 2	0- 2	1- 0	NON-CONFERENCE	1- 0	2- 0	2- 0				
3- 1	0- 1	0- 0	HOME	1- 0	2- 0	0- 0				
1- 0	0- 0	0- 0	AWAY	0- 0	0- 0	1- 0				
2- 1	0- 1	1- 0	NEUTRAL	0- 0	0- 0	1- 0				
0- 0	0- 0	0- 0	CONFERENCE	0- 0	0- 0	0- 0				
0- 0	0- 0	0- 0	HOME	0- 0	0- 0	0- 0				
0- 0	0- 0	0- 0	AWAY	0- 0	0- 0	0- 0				
0- 0	0- 0	0- 0	NEUTRAL	0- 0	0- 0	0- 0				

RPI 1-25				Team's RPI: 7				RPI 26-50				RPI 51-100				RPI 101+			
RPI	S	Opponent	Score					RPI	S	Opponent	Score					RPI	S	Opponent	Score
1	H	UConn	53 76					49	N	North Carolina St.	59 58					60	H	Wake Forest	60 57
9	N	Kansas St.	54 69													127	H	Rice	66 55
																137	H	TCU	67 61
																222	A	Louisiana Tech	77 73
																265	N	UTEP	78 45
LAST 12 Division I GAMES:																			
1	H	UConn	53 76					137	H	TCU	67 61								
127	H	Rice	66 55					49	N	North Carolina St.	59 58								
60	H	Wake Forest	60 57					9	N	Kansas St.	54 69								
222	A	Louisiana Tech	77 73					265	N	UTEP	78 45								

Non-Div I Games:

LSU

Average RPI Win:	209	WON-LOST	WINNING	LAST 10	STRENGTH OF	OPP. STRENGTH	TEAM	ADJ.	CONF.	ADJ CONF.
Average RPI Loss:	146	RECORD	PCT. RANK	GAMES	SCHEDULE	OF SCHEDULE	RPI	RPI	RPI	RPI
DIV. I ONLY	5- 4	143	5- 4	256	116	157	157	11	11	
DIV. I NON-CONF.	4- 4	154	4- 4	257	142	180	180	11	11	
TOTALS	RPI 1-25	RPI 26-50	W-L RECORDS	RPI 51-100	RPI 101-150	RPI 150+				
5- 4	0- 0	0- 0	OVERALL	0- 3	0- 0	5- 1				
1- 1	0- 0	0- 0	HOME	0- 0	0- 0	1- 1				
3- 3	0- 0	0- 0	AWAY	0- 3	0- 0	3- 0				
1- 0	0- 0	0- 0	NEUTRAL	0- 0	0- 0	1- 0				
4- 4	0- 0	0- 0	NON-CONFERENCE	0- 3	0- 0	4- 1				
1- 1	0- 0	0- 0	HOME	0- 0	0- 0	1- 1				
2- 3	0- 0	0- 0	AWAY	0- 3	0- 0	2- 0				
1- 0	0- 0	0- 0	NEUTRAL	0- 0	0- 0	1- 0				
1- 0	0- 0	0- 0	CONFERENCE	0- 0	0- 0	1- 0				
0- 0	0- 0	0- 0	HOME	0- 0	0- 0	0- 0				
1- 0	0- 0	0- 0	AWAY	0- 0	0- 0	1- 0				
0- 0	0- 0	0- 0	NEUTRAL	0- 0	0- 0	0- 0				

RPI 1-25			RPI 26-50			RPI 51-100			RPI 101+			Team's RPI: 157
RPI	S	Opponent	Score	RPI	S	Opponent	Score	RPI	S	Opponent	Score	
						81	A Temple	70	86	151	A Dayton	54 51
						95	A Rider	61	74	164	A UNCW	64 48
						99	A Villanova	49	52	216	N Miami (OH)	79 70
										226	H American	63 59
										289	A Penn	58 56
										310	H Lafayette	49 56
LAST 12 Division I GAMES:												
289	A	Penn	58 56	99	A	Villanova	49 52	164	A	UNCW	64 48	
151	A	Dayton	54 51	216	N	Miami (OH)	79 70	226	H	American	63 59	
310	H	Lafayette	49 56	95	A	Rider	61 74	81	A	Temple	70 86	

Non-Div I Games:

La Salle

■ Loss,
 ■ Non-Conf,
 ■ S Site,
 ■ H Home
 ■ A Away
 N Neutral

Average RPI Win:	0	WON-LOST	WINNING	LAST 10	STRENGTH OF	OPP. STRENGTH	TEAM	ADJ.	CONF.	ADJ CONF.
Average RPI Loss:	249	RECORD	PCT. RANK	GAMES	SCHEDULE	OF SCHEDULE	RPI	RPI	RPI	RPI
DIV. I ONLY	0- 6	324	0- 1	324	345	348	348	16	16	
DIV. I NON-CONF.	0- 6	323	0- 1	323	345	348	348	16	16	
TOTALS	RPI 1-25	RPI 26-50	W-L RECORDS	RPI 51-100	RPI 101-150	RPI 150+				
0- 6	0- 0	0- 1	OVERALL	0- 0	0- 0	0- 5				
0- 2	0- 0	0- 0	HOME	0- 0	0- 0	0- 2				
0- 4	0- 0	0- 1	AWAY	0- 0	0- 0	0- 3				
0- 0	0- 0	0- 0	NEUTRAL	0- 0	0- 0	0- 0				
0- 6	0- 0	0- 1	NON-CONFERENCE	0- 0	0- 0	0- 5				
0- 2	0- 0	0- 0	HOME	0- 0	0- 0	0- 2				
0- 4	0- 0	0- 1	AWAY	0- 0	0- 0	0- 3				
0- 0	0- 0	0- 0	NEUTRAL	0- 0	0- 0	0- 0				
0- 0	0- 0	0- 0	CONFERENCE	0- 0	0- 0	0- 0				
0- 0	0- 0	0- 0	HOME	0- 0	0- 0	0- 0				
0- 0	0- 0	0- 0	AWAY	0- 0	0- 0	0- 0				
0- 0	0- 0	0- 0	NEUTRAL	0- 0	0- 0	0- 0				

RPI 1-25			RPI 26-50			RPI 51-100			RPI 101+			Team's RPI: 348
RPI	S	Opponent	Score	RPI	S	Opponent	Score	RPI	S	Opponent	Score	
				42	A	Arkansas	46 92					
								222	H	Louisiana Tech	53 73	
								276	H	Grambling	54 59	
								301	A	Nicholls St.	54 73	
								301	A	Nicholls St.	54 73	
								349	A	Northwestern St.	65 67	
LAST 12 Division I GAMES:												
				301	A	Nicholls St.	54 73					
				349	A	Northwestern St.	65 67					
				222	H	Louisiana Tech	53 73					
				301	A	Nicholls St.	54 73					
				276	H	Grambling	54 59					
				42	A	Arkansas	46 92					

Non-Div I Games: Centenary (LA) 83 39 LSU-Alexandria 73 61

La.-Monroe

Lafayette

Through Games Of Dec. 7, 2016

Average RPI Win:	157	WON-LOST	WINNING	LAST 10	STRENGTH OF	OPP. STRENGTH	TEAM	ADJ.	CONF.	ADJ CONF.
Average RPI Loss:	169	RECORD	PCT. RANK	GAMES	SCHEDULE	OF SCHEDULE	RPI	RPI	RPI	RPI
DIV. I ONLY	1- 9	323	1- 9	220	223	310	310	24	24	
DIV. I NON-CONF.	1- 9	322	1- 9	221	224	310	310	24	24	
TOTALS	RPI 1-25	RPI 26-50	W-L RECORDS	RPI 51-100	RPI 101-150	RPI 150+				
1- 9	0- 0	0- 0	OVERALL	0- 4	0- 1	1- 4				
0- 2	0- 0	0- 0	HOME	0- 0	0- 0	0- 2				
1- 4	0- 0	0- 0	AWAY	0- 3	0- 0	1- 1				
0- 3	0- 0	0- 0	NEUTRAL	0- 1	0- 1	0- 1				
1- 9	0- 0	0- 0	NON-CONFERENCE	0- 4	0- 1	1- 4				
0- 2	0- 0	0- 0	HOME	0- 0	0- 0	0- 2				
1- 4	0- 0	0- 0	AWAY	0- 3	0- 0	1- 1				
0- 3	0- 0	0- 0	NEUTRAL	0- 1	0- 1	0- 1				
0- 0	0- 0	0- 0	CONFERENCE	0- 0	0- 0	0- 0				
0- 0	0- 0	0- 0	HOME	0- 0	0- 0	0- 0				
0- 0	0- 0	0- 0	AWAY	0- 0	0- 0	0- 0				
0- 0	0- 0	0- 0	NEUTRAL	0- 0	0- 0	0- 0				

RPI S	Opponent	Score	RPI S	Opponent	Score	RPI S	Opponent	Score	RPI S	Opponent	Score	Team's RPI: 310
						57	A Louisville	48 92	132	N Chattanooga	43 68	
						91	N Hampton	55 58	157	A La Salle	56 49	
						95	A Rider	58 76	223	A Princeton	27 65	
						97	A St. John's (NY)	46 64	243	H Robert Morris	51 62	
									289	H Penn	47 64	
									293	N Bowling Green	42 69	
LAST 12 Division I GAMES:												
			57	A Louisville	48 92	223	A Princeton	27 65				
			132	N Chattanooga	43 68	97	A St. John's (NY)	46 64				
			243	H Robert Morris	51 62	289	H Penn	47 64				
			95	A Rider	58 76	91	N Hampton	55 58				
			157	A La Salle	56 49	293	N Bowling Green	42 69				

Non-Div I Games:

Lafayette

Loss, Non-Conf, S Site, H Home A Away N Neutral

Average RPI Win:	315	WON-LOST	WINNING	LAST 10	STRENGTH OF	OPP. STRENGTH	TEAM	ADJ.	CONF.	ADJ CONF.
Average RPI Loss:	45	RECORD	PCT. RANK	GAMES	SCHEDULE	OF SCHEDULE	RPI	RPI	RPI	RPI
DIV. I ONLY	2- 3	207	2- 3	18	297	66	66	27	27	
DIV. I NON-CONF.	2- 3	210	2- 3	18	297	66	66	27	27	
TOTALS	RPI 1-25	RPI 26-50	W-L RECORDS	RPI 51-100	RPI 101-150	RPI 150+				
2- 3	0- 1	0- 1	OVERALL	0- 1	0- 0	2- 0				
1- 0	0- 0	0- 0	HOME	0- 0	0- 0	1- 0				
1- 3	0- 1	0- 1	AWAY	0- 1	0- 0	1- 0				
0- 0	0- 0	0- 0	NEUTRAL	0- 0	0- 0	0- 0				
2- 3	0- 1	0- 1	NON-CONFERENCE	0- 1	0- 0	2- 0				
1- 0	0- 0	0- 0	HOME	0- 0	0- 0	1- 0				
1- 3	0- 1	0- 1	AWAY	0- 1	0- 0	1- 0				
0- 0	0- 0	0- 0	NEUTRAL	0- 0	0- 0	0- 0				
0- 0	0- 0	0- 0	CONFERENCE	0- 0	0- 0	0- 0				
0- 0	0- 0	0- 0	HOME	0- 0	0- 0	0- 0				
0- 0	0- 0	0- 0	AWAY	0- 0	0- 0	0- 0				
0- 0	0- 0	0- 0	NEUTRAL	0- 0	0- 0	0- 0				

RPI 1-25				RPI 26-50				RPI 51-100				RPI 101+			
RPI	S	Opponent	Score	RPI	S	Opponent	Score	RPI	S	Opponent	Score	RPI	S	Opponent	Score
9	A	Kansas St.	43 68	47	A	Oregon	67 84	78	A	Oregon St.	56 88	312	H	Northern Ariz.	75 60
												317	A	Canisius	65 51
LAST 12 Division I GAMES:															
				317	A	Canisius	65 51	312	H	Northern Ariz.	75 60				
								9	A	Kansas St.	43 68				
								47	A	Oregon	67 84				
								78	A	Oregon St.	56 88				

Non-Div I Games: St. Thomas (TX) 95 49 Southwestern (TX) 87 41

Lamar University

Average RPI Win:	259	WON-LOST	WINNING	LAST 10	STRENGTH OF	OPP. STRENGTH	TEAM	ADJ.	CONF.	ADJ CONF.
Average RPI Loss:	152	RECORD	PCT. RANK	GAMES	SCHEDULE	OF SCHEDULE	RPI	RPI	RPI	RPI
DIV. I ONLY	4- 4	155	4- 4	343	117	306	306	24	24	
DIV. I NON-CONF.	4- 4	154	4- 4	343	119	305	305	24	24	
TOTALS	RPI 1-25	RPI 26-50	W-L RECORDS	RPI 51-100	RPI 101-150	RPI 150+				
4- 4	0- 0	0- 0	OVERALL	0- 2	1- 0	3- 2				
3- 2	0- 0	0- 0	HOME	0- 0	1- 0	2- 2				
1- 2	0- 0	0- 0	AWAY	0- 2	0- 0	1- 0				
0- 0	0- 0	0- 0	NEUTRAL	0- 0	0- 0	0- 0				
4- 4	0- 0	0- 0	NON-CONFERENCE	0- 2	1- 0	3- 2				
3- 2	0- 0	0- 0	HOME	0- 0	1- 0	2- 2				
1- 2	0- 0	0- 0	AWAY	0- 2	0- 0	1- 0				
0- 0	0- 0	0- 0	NEUTRAL	0- 0	0- 0	0- 0				
0- 0	0- 0	0- 0	CONFERENCE	0- 0	0- 0	0- 0				
0- 0	0- 0	0- 0	HOME	0- 0	0- 0	0- 0				
0- 0	0- 0	0- 0	AWAY	0- 0	0- 0	0- 0				
0- 0	0- 0	0- 0	NEUTRAL	0- 0	0- 0	0- 0				

RPI 1-25			RPI 26-50			RPI 51-100			RPI 101+			Team's RPI: 306
RPI	S	Opponent	Score	RPI	S	Opponent	Score	RPI	S	Opponent	Score	
						65	A Duquesne	49	63	143	H Sacred Heart	68 62
						99	A Villanova	37	59	197	H Norfolk St.	57 81
										237	H Delaware St.	91 80
										246	H Monmouth	62 73
										324	A Mt. St. Mary's	74 57
										332	H NJIT	84 52
LAST 12 Division I GAMES:												
246	H	Monmouth	62	73	99	A	Villanova	37	59			
197	H	Norfolk St.	57	81	332	H	NJIT	84	52			
324	A	Mt. St. Mary's	74	57								
143	H	Sacred Heart	68	62								
237	H	Delaware St.	91	80								
65	A	Duquesne	49	63								

Non-Div I Games: East Stroudsburg 78 72

Lehigh

■ Loss,
 ■ Non-Conf,
 ■ S Site,
 ■ H Home
 ■ A Away
 N Neutral

Average RPI Win:	0	WON-LOST	WINNING	LAST 10	STRENGTH OF	OPP. STRENGTH	TEAM	ADJ.	CONF.	ADJ CONF.
Average RPI Loss:	173	RECORD	PCT. RANK	GAMES	SCHEDULE	OF SCHEDULE	RPI	RPI	RPI	RPI
DIV. I ONLY	0- 6	324	0- 6	122	310	315	315	26	26	
DIV. I NON-CONF.	0- 6	323	0- 6	122	310	315	315	26	26	
TOTALS	RPI 1-25	RPI 26-50	W-L RECORDS	RPI 51-100	RPI 101-150	RPI 150+				
0- 6	0- 0	0- 0	OVERALL	0- 2	0- 1	0- 3				
0- 3	0- 0	0- 0	HOME	0- 1	0- 1	0- 1				
0- 2	0- 0	0- 0	AWAY	0- 1	0- 0	0- 1				
0- 1	0- 0	0- 0	NEUTRAL	0- 0	0- 0	0- 1				
0- 6	0- 0	0- 0	NON-CONFERENCE	0- 2	0- 1	0- 3				
0- 3	0- 0	0- 0	HOME	0- 1	0- 1	0- 1				
0- 2	0- 0	0- 0	AWAY	0- 1	0- 0	0- 1				
0- 1	0- 0	0- 0	NEUTRAL	0- 0	0- 0	0- 1				
0- 0	0- 0	0- 0	CONFERENCE	0- 0	0- 0	0- 0				
0- 0	0- 0	0- 0	HOME	0- 0	0- 0	0- 0				
0- 0	0- 0	0- 0	AWAY	0- 0	0- 0	0- 0				
0- 0	0- 0	0- 0	NEUTRAL	0- 0	0- 0	0- 0				

RPI 1-25			RPI 26-50			RPI 51-100			RPI 101+			Team's RPI: 315
RPI	S	Opponent	Score	RPI	S	Opponent	Score	RPI	S	Opponent	Score	
						62 H Duke	38 98	148 H James Madison		48 62		
						76 A Navy	66 67	231 N Richmond		54 63		
								235 H Appalachian St.		57 66		
								284 A Valparaiso		68 70		
LAST 12 Division I GAMES:												
						76 A Navy	66 67					
						231 N Richmond	54 63					
						284 A Valparaiso	68 70					
						235 H Appalachian St.	57 66					
						148 H James Madison	48 62					
						62 H Duke	38 98					

Non-Div I Games:

Liberty

RPI 1-25				RPI 26-50				RPI 51-100				RPI 101+ Team's RPI: 331			
RPI	S	Opponent	Score	RPI	S	Opponent	Score	RPI	S	Opponent	Score	RPI	S	Opponent	Score
												106	H	Charleston So.	52 67
												119	A	Belmont	62 100
												158	A	Ole Miss	49 76
												160	A	Alabama	35 82
												236	A	Morehead St.	53 73
												258	A	Southeast Mo. St.	63 79
												299	A	Loyola Maryland	30 74
												329	A	Murray St.	59 79
LAST 12 Division I GAMES:															
				258	A	Southeast Mo. St.	63 79					158	A	Ole Miss	49 76
				236	A	Morehead St.	53 73					299	A	Loyola Maryland	30 74
				119	A	Belmont	62 100								
				106	H	Charleston So.	52 67								
				329	A	Murray St.	59 79								
				160	A	Alabama	35 82								

Lipscomb

Page 145

Little Rock

Through Games Of Dec. 7, 2016

Average RPI Win:	198	WON-LOST	WINNING	LAST 10	STRENGTH OF	OPP. STRENGTH	TEAM	ADJ.	CONF.	ADJ CONF.
Average RPI Loss:	42	RECORD	PCT. RANK	GAMES	SCHEDULE	OF SCHEDULE	RPI	RPI	RPI	RPI
DIV. I ONLY	5- 4	143	0- 1	90	86	80	80	16	16	
DIV. I NON-CONF.	5- 4	146	0- 1	90	89	80	80	16	16	
TOTALS	RPI 1-25	RPI 26-50	W-L RECORDS	RPI 51-100	RPI 101-150	RPI 150+				
5- 4	0- 1	0- 2	OVERALL	0- 0	1- 1	4- 0				
3- 1	0- 0	0- 1	HOME	0- 0	1- 0	2- 0				
2- 3	0- 1	0- 1	AWAY	0- 0	0- 1	2- 0				
0- 0	0- 0	0- 0	NEUTRAL	0- 0	0- 0	0- 0				
5- 4	0- 1	0- 2	NON-CONFERENCE	0- 0	1- 1	4- 0				
3- 1	0- 0	0- 1	HOME	0- 0	1- 0	2- 0				
2- 3	0- 1	0- 1	AWAY	0- 0	0- 1	2- 0				
0- 0	0- 0	0- 0	NEUTRAL	0- 0	0- 0	0- 0				
0- 0	0- 0	0- 0	CONFERENCE	0- 0	0- 0	0- 0				
0- 0	0- 0	0- 0	HOME	0- 0	0- 0	0- 0				
0- 0	0- 0	0- 0	AWAY	0- 0	0- 0	0- 0				
0- 0	0- 0	0- 0	NEUTRAL	0- 0	0- 0	0- 0				

RPI 1-25				RPI 26-50				RPI 51-100				RPI 101+			
RPI	S	Opponent	Score	RPI	S	Opponent	Score	RPI	S	Opponent	Score	RPI	S	Opponent	Score
5	A	Green Bay	31 57	27	H	Texas A&M	37 55					102	A	Fordham	43 65
				35	A	Oklahoma	58 68					134	H	Oral Roberts	56 50
												162	H	Saint Louis	56 43
												201	A	Missouri St.	58 47
												210	H	North Texas	55 44
												283	A	Memphis	54 44
LAST 12 Division I GAMES:															
162	H	Saint Louis	56 43	102	A	Fordham	43 65								
27	H	Texas A&M	37 55	283	A	Memphis	54 44								
35	A	Oklahoma	58 68	134	H	Oral Roberts	56 50								
5	A	Green Bay	31 57	201	A	Missouri St.	58 47								
210	H	North Texas	55 44												

Non-Div I Games:

Little Rock

Loss, Non-Conf, S Site, H Home A Away N Neutral

Average RPI Win:	271	WON-LOST	WINNING	LAST 10	STRENGTH OF	OPP. STRENGTH	TEAM	ADJ.	CONF.	ADJ CONF.
Average RPI Loss:	79	RECORD	PCT. RANK	GAMES	SCHEDULE	OF SCHEDULE	RPI	RPI	RPI	RPI
DIV. I ONLY	5- 4	143	5- 4	182	264	154	154	23	23	
DIV. I NON-CONF.	5- 4	146	5- 4	184	265	155	155	23	23	
TOTALS	RPI 1-25	RPI 26-50	W-L RECORDS	RPI 51-100	RPI 101-150	RPI 150+				
5- 4	0- 0	0- 2	OVERALL	0- 1	0- 0	5- 1				
2- 1	0- 0	0- 0	HOME	0- 1	0- 0	2- 0				
2- 2	0- 0	0- 1	AWAY	0- 0	0- 0	2- 1				
1- 1	0- 0	0- 1	NEUTRAL	0- 0	0- 0	1- 0				
5- 4	0- 0	0- 2	NON-CONFERENCE	0- 1	0- 0	5- 1				
2- 1	0- 0	0- 0	HOME	0- 1	0- 0	2- 0				
2- 2	0- 0	0- 1	AWAY	0- 0	0- 0	2- 1				
1- 1	0- 0	0- 1	NEUTRAL	0- 0	0- 0	1- 0				
0- 0	0- 0	0- 0	CONFERENCE	0- 0	0- 0	0- 0				
0- 0	0- 0	0- 0	HOME	0- 0	0- 0	0- 0				
0- 0	0- 0	0- 0	AWAY	0- 0	0- 0	0- 0				
0- 0	0- 0	0- 0	NEUTRAL	0- 0	0- 0	0- 0				

RPI 1-25				RPI 26-50				RPI 51-100				RPI 101+				Team's RPI: 154	
RPI	S	Opponent	Score	RPI	S	Opponent	Score	RPI	S	Opponent	Score	RPI	S	Opponent	Score		
				31	N	Florida	53 83	62	H	Duke	46 83	178	A	San Francisco	71 73		
				44	A	Southern California	74 82					198	H	Houston	65 55		
												228	H	Pacific	66 58		
												262	A	Nevada	97 93		
												325	N	Boston U.	61 48		
												343	A	Pepperdine	44 41		
LAST 12 Division I GAMES:																	
				228	H	Pacific	66 58	325	N	Boston U.	61 48						
				343	A	Pepperdine	44 41	31	N	Florida	53 83						
				262	A	Nevada	97 93	44	A	Southern California	74 82						
								62	H	Duke	46 83						
								178	A	San Francisco	71 73						
								198	H	Houston	65 55						

Non-Div I Games:

Long Beach St.

■ Loss,
 ■ Non-Conf, S Site,
 ■ Home
 ■ Away
 N Neutral

[illegible]

Non-Div I Games:	West Va. Tech	58	76
------------------	---------------	----	----

RPI 1-25				RPI 26-50				RPI 51-100				RPI 101+				Team's RPI: 111	
RPI	S	Opponent	Score	RPI	S	Opponent	Score	RPI	S	Opponent	Score	RPI	S	Opponent	Score		
2	N	Notre Dame	51 91									125	A	Southern Miss.	49 71		
												258	N	Southeast Mo. St.	82 78		
												335	A	McNeese	77 70		
LAST 12 Division I GAMES:																	
												125	A	Southern Miss.	49 71		
												258	N	Southeast Mo. St.	82 78		
												2	N	Notre Dame	51 91		
												335	A	McNeese	77 70		

■ Loss, ■ Non-Conf, S Site, H Home A Away N Neutral

Average RPI Win:	320	WON-LOST	WINNING	LAST 10	STRENGTH OF	OPP. STRENGTH	TEAM	ADJ.	CONF.	ADJ CONF.
Average RPI Loss:	37	RECORD	PCT. RANK	GAMES	SCHEDULE	OF SCHEDULE	RPI	RPI	RPI	RPI
DIV. I ONLY	3- 3	155	3- 3	267	164	222	222	10	10	
DIV. I NON-CONF.	3- 3	154	3- 3	268	166	224	224	10	10	
TOTALS	RPI 1-25	RPI 26-50	W-L RECORDS	RPI 51-100	RPI 101-150	RPI 150+				
3- 3	0- 1	0- 1	OVERALL	0- 1	0- 0	3- 0				
1- 2	0- 1	0- 1	HOME	0- 0	0- 0	1- 0				
2- 1	0- 0	0- 0	AWAY	0- 1	0- 0	2- 0				
0- 0	0- 0	0- 0	NEUTRAL	0- 0	0- 0	0- 0				
3- 3	0- 1	0- 1	NON-CONFERENCE	0- 1	0- 0	3- 0				
1- 2	0- 1	0- 1	HOME	0- 0	0- 0	1- 0				
2- 1	0- 0	0- 0	AWAY	0- 1	0- 0	2- 0				
0- 0	0- 0	0- 0	NEUTRAL	0- 0	0- 0	0- 0				
0- 0	0- 0	0- 0	CONFERENCE	0- 0	0- 0	0- 0				
0- 0	0- 0	0- 0	HOME	0- 0	0- 0	0- 0				
0- 0	0- 0	0- 0	AWAY	0- 0	0- 0	0- 0				
0- 0	0- 0	0- 0	NEUTRAL	0- 0	0- 0	0- 0				

RPI 1-25				RPI 26-50				RPI 51-100				RPI 101+ Team's RPI: 222			
RPI	S	Opponent	Score	RPI	S	Opponent	Score	RPI	S	Opponent	Score	RPI	S	Opponent	Score
7	H	LSU	73 77	28	H	SFA	58 60	77	A	Clemson	67 78	276	H	Grambling	69 55
												335	A	McNeese	66 56
												348	A	La.-Monroe	73 53
LAST 12 Division I GAMES:															
				335	A	McNeese	66 56	28	H	SFA	58 60				
				348	A	La.-Monroe	73 53								
				77	A	Clemson	67 78								
				276	H	Grambling	69 55								
				7	H	LSU	73 77								

Non-Div I Games: LSU-Alexandria 103 63

Louisiana Tech

Louisville

Through Games Of Dec. 7, 2016

HOLIDAY				through games of Dec. 7, 1918						
Average RPI Win:	174	WON-LOST	WINNING	LAST 10	STRENGTH OF	OPP. STRENGTH	TEAM	ADJ.	CONF.	ADJ CONF.
Average RPI Loss:	16	RECORD	PCT. RANK	GAMES	SCHEDULE	OF SCHEDULE	RPI	RPI	RPI	RPI
DIV. I ONLY	7- 2	49	7- 2	108	39	57	57	3	3	
DIV. I NON-CONF.	7- 2	49	7- 2	108	40	59	59	3	3	
TOTALS	RPI 1-25	RPI 26-50	W-L RECORDS	RPI 51-100	RPI 101-150	RPI 150+				
7- 2	1- 2	0- 0	OVERALL	0- 0	3- 0	3- 0				
5- 1	1- 1	0- 0	HOME	0- 0	2- 0	2- 0				
2- 0	0- 0	0- 0	AWAY	0- 0	1- 0	1- 0				
0- 1	0- 1	0- 0	NEUTRAL	0- 0	0- 0	0- 0				
7- 2	1- 2	0- 0	NON-CONFERENCE	0- 0	3- 0	3- 0				
5- 1	1- 1	0- 0	HOME	0- 0	2- 0	2- 0				
2- 0	0- 0	0- 0	AWAY	0- 0	1- 0	1- 0				
0- 1	0- 1	0- 0	NEUTRAL	0- 0	0- 0	0- 0				
0- 0	0- 0	0- 0	CONFERENCE	0- 0	0- 0	0- 0				
0- 0	0- 0	0- 0	HOME	0- 0	0- 0	0- 0				
0- 0	0- 0	0- 0	AWAY	0- 0	0- 0	0- 0				
0- 0	0- 0	0- 0	NEUTRAL	0- 0	0- 0	0- 0				

RPI 1-25				RPI 26-50				RPI 51-100				Team's RPI: 57		RPI 101+			
RPI	S	Opponent	Score	RPI	S	Opponent	Score	RPI	S	Opponent	Score			RPI	S	Opponent	Score
6	H	Kentucky	69 67											107	A	Middle Tenn.	91 72
14	H	Maryland	72 78											119	H	Belmont	73 50
18	N	South Carolina	59 83											132	H	Chattanooga	63 47
														250	A	UT Martin	100 57
														293	H	Bowling Green	83 58
														310	H	Lafayette	92 48
LAST 12 Division I GAMES:																	
				6	H	Kentucky	69 67					14	H	Maryland	72 78		
				119	H	Belmont	73 50					18	N	South Carolina	59 83		
				250	A	UT Martin	100 57					132	H	Chattanooga	63 47		
												310	H	Lafayette	92 48		
												293	H	Bowling Green	83 58		
												107	A	Middle Tenn.	91 72		

Non-Div I Games:

Louisville

■ Loss,
 ■ Non-Conf, S Site,
 ■ Home
 ■ Away
 N Neutral

Average RPI Win:	0	WON-LOST	WINNING	LAST 10	STRENGTH OF	OPP. STRENGTH	TEAM	ADJ.	CONF.	ADJ CONF.
Average RPI Loss:	122	RECORD	PCT. RANK	GAMES	SCHEDULE	OF SCHEDULE	RPI	RPI	RPI	RPI
DIV. I ONLY	0- 8	324	0- 8	3	335	181	181	15	15	
DIV. I NON-CONF.	0- 8	323	0- 8	3	334	182	182	15	15	
TOTALS	RPI 1-25	RPI 26-50	W-L RECORDS	RPI 51-100	RPI 101-150	RPI 150+				
0- 8	0- 1	0- 0	OVERALL	0- 2	0- 2	0- 3				
0- 2	0- 0	0- 0	HOME	0- 0	0- 2	0- 0				
0- 4	0- 1	0- 0	AWAY	0- 0	0- 0	0- 3				
0- 2	0- 0	0- 0	NEUTRAL	0- 2	0- 0	0- 0				
0- 8	0- 1	0- 0	NON-CONFERENCE	0- 2	0- 2	0- 3				
0- 2	0- 0	0- 0	HOME	0- 0	0- 2	0- 0				
0- 4	0- 1	0- 0	AWAY	0- 0	0- 0	0- 3				
0- 2	0- 0	0- 0	NEUTRAL	0- 2	0- 0	0- 0				
0- 0	0- 0	0- 0	CONFERENCE	0- 0	0- 0	0- 0				
0- 0	0- 0	0- 0	HOME	0- 0	0- 0	0- 0				
0- 0	0- 0	0- 0	AWAY	0- 0	0- 0	0- 0				
0- 0	0- 0	0- 0	NEUTRAL	0- 0	0- 0	0- 0				

RPI 1-25				RPI 26-50				RPI 51-100				RPI 101+ Team's RPI: 181			
RPI	S	Opponent	Score	RPI	S	Opponent	Score	RPI	S	Opponent	Score	RPI	S	Opponent	Score
20	A	Miami (FL)	43 81					77	N	Clemson	40 61	123	H	Milwaukee	46 73
								84	N	Troy	67 91	129	H	Northern Ill.	70 90
												171	A	Pittsburgh	35 59
												176	A	Western Mich.	53 65
												193	A	Central Mich.	57 95
LAST 12 Division I GAMES:															
20	A	Miami (FL)	43 81	77	N	Clemson	40 61	123	H	Milwaukee	46 73	171	A	Pittsburgh	35 59
176	A	Western Mich.	53 65	129	H	Northern Ill.	70 90	176	A	Western Mich.	53 65	193	A	Central Mich.	57 95
193	A	Central Mich.	57 95	84	N	Troy	67 91	129	H	Northern Ill.	70 90				

Non-Div I Games:

Loyola Chicago

Average RPI Win:	325	WON-LOST	WINNING	LAST 10	STRENGTH OF	OPP. STRENGTH	TEAM	ADJ.	CONF.	ADJ CONF.
Average RPI Loss:	167	RECORD	PCT. RANK	GAMES	SCHEDULE	OF SCHEDULE	RPI	RPI	RPI	RPI
DIV. I ONLY	3- 5	214	3- 5	255	284	299	299	24	24	
DIV. I NON-CONF.	3- 5	217	3- 5	256	284	298	298	24	24	
TOTALS	RPI 1-25	RPI 26-50	W-L RECORDS	RPI 51-100	RPI 101-150	RPI 150+				
3- 5	0- 0	0- 0	OVERALL	0- 1	0- 1	3- 3				
3- 2	0- 0	0- 0	HOME	0- 1	0- 0	3- 1				
0- 3	0- 0	0- 0	AWAY	0- 0	0- 1	0- 2				
0- 0	0- 0	0- 0	NEUTRAL	0- 0	0- 0	0- 0				
3- 5	0- 0	0- 0	NON-CONFERENCE	0- 1	0- 1	3- 3				
3- 2	0- 0	0- 0	HOME	0- 1	0- 0	3- 1				
0- 3	0- 0	0- 0	AWAY	0- 0	0- 1	0- 2				
0- 0	0- 0	0- 0	NEUTRAL	0- 0	0- 0	0- 0				
0- 0	0- 0	0- 0	CONFERENCE	0- 0	0- 0	0- 0				
0- 0	0- 0	0- 0	HOME	0- 0	0- 0	0- 0				
0- 0	0- 0	0- 0	AWAY	0- 0	0- 0	0- 0				
0- 0	0- 0	0- 0	NEUTRAL	0- 0	0- 0	0- 0				

RPI 1-25				RPI 26-50				RPI 51-100				RPI 101+				Team's RPI: 299	
RPI	S	Opponent	Score	RPI	S	Opponent	Score	RPI	S	Opponent	Score	RPI	S	Opponent	Score		
								98	H	Delaware	45	47	124	A	Cornell	50	58
												171	A	Pittsburgh	44	74	
												186	H	Columbia	53	65	
												257	A	Fairfield	57	58	
												321	H	St. Francis Brooklyn	69	60	
												324	H	Mt. St. Mary's	58	53	
												331	H	Lipscomb	74	30	
LAST 12 Division I GAMES:																	
				186	H	Columbia	53	65	98	H	Delaware	45	47				
				171	A	Pittsburgh	44	74	324	H	Mt. St. Mary's	58	53				
				321	H	St. Francis Brooklyn	69	60									
				257	A	Fairfield	57	58									
				124	A	Cornell	50	58									
				331	H	Lipscomb	74	30									

Non-Div I Games:

Loyola Maryland

Average RPI Win: 310		WON-LOST	WINNING	LAST 10	STRENGTH OF	OPP. STRENGTH	TEAM	ADJ.	CONF.	ADJ CONF.
Average RPI Loss: 84		RECORD	PCT. RANK	GAMES	SCHEDULE	OF SCHEDULE	RPI	RPI	RPI	RPI
DIV. I ONLY		5- 4	143	5- 4	242	217	184	184	13	13
DIV. I NON-CONF.		5- 4	146	5- 4	243	217	186	186	13	13
TOTALS	RPI 1-25	RPI 26-50		W-L RECORDS		RPI 51-100	RPI 101-150	RPI 150+		
5- 4	0- 1	0- 1		OVERALL		0- 0	0- 1	5- 1		
2- 2	0- 0	0- 0		HOME		0- 0	0- 1	2- 1		
3- 2	0- 1	0- 0		AWAY		0- 0	0- 0	3- 0		
0- 0	0- 0	0- 0		NEUTRAL		0- 0	0- 0	0- 0		
5- 4	0- 1	0- 1		NON-CONFERENCE		0- 0	0- 1	5- 1		
2- 2	0- 0	0- 0		HOME		0- 0	0- 1	2- 1		
3- 2	0- 1	0- 1		AWAY		0- 0	0- 0	3- 0		
0- 0	0- 0	0- 0		NEUTRAL		0- 0	0- 0	0- 0		
0- 0	0- 0	0- 0		CONFERENCE		0- 0	0- 0	0- 0		
0- 0	0- 0	0- 0		HOME		0- 0	0- 0	0- 0		
0- 0	0- 0	0- 0		AWAY		0- 0	0- 0	0- 0		
0- 0	0- 0	0- 0		NEUTRAL		0- 0	0- 0	0- 0		

RPI 1-25					
RPI	S	Opponent	Score		
16	A	Oklahoma St.	58	66	
RPI 26-50					
RPI	S	Opponent	Score		
37	A	Washington St.	45	92	
RPI 51-100					
RPI	S	Opponent	Score		
RPI 101+					
RPI	S	Opponent	Score	Team's RPI: 184	
119	H	Belmont	72	79	
162	H	Saint Louis	76	90	
279	H	UC Irvine	58	39	
296	A	San Diego St.	60	53	
313	A	Seattle U	62	59	
323	H	UC Santa Barbara	57	55	
340	A	Cal St. Fullerton	77	62	
LAST 12 Division I GAMES:					
16	A	Oklahoma St.	58	66	
162	H	Saint Louis	76	90	
37	A	Washington St.	45	92	
340	A	Cal St. Fullerton	77	62	
323	H	UC Santa Barbara	57	55	
313	A	Seattle U	62	59	
119	H	Belmont	72	79	
279	H	UC Irvine	58	39	
296	A	San Diego St.	60	53	

Non-Div I Games:

Loyola Marymount

Loss, Non-Conf, S Site, H Home A Away N Neutral

Average RPI Win:	211	WON-LOST	WINNING	LAST 10	STRENGTH OF	OPP. STRENGTH	TEAM	ADJ.	CONF.	ADJ CONF.
Average RPI Loss:	53	RECORD	PCT. RANK	GAMES	SCHEDULE	OF SCHEDULE	RPI	RPI	RPI	RPI
DIV. I ONLY	4- 5	186	4- 5	40	159	105	105	21	21	
DIV. I NON-CONF.	4- 5	186	4- 5	40	160	101	101	21	21	
TOTALS	RPI 1-25	RPI 26-50	W-L RECORDS	RPI 51-100	RPI 101-150	RPI 150+				
4- 5	0- 2	0- 0	OVERALL	0- 3	1- 0	3- 0				
2- 1	0- 1	0- 0	HOME	0- 0	0- 0	2- 0				
0- 3	0- 1	0- 0	AWAY	0- 2	0- 0	0- 0				
2- 1	0- 0	0- 0	NEUTRAL	0- 1	1- 0	1- 0				
4- 5	0- 2	0- 0	NON-CONFERENCE	0- 3	1- 0	3- 0				
2- 1	0- 1	0- 0	HOME	0- 0	0- 0	2- 0				
0- 3	0- 1	0- 0	AWAY	0- 2	0- 0	0- 0				
2- 1	0- 0	0- 0	NEUTRAL	0- 1	1- 0	1- 0				
0- 0	0- 0	0- 0	CONFERENCE	0- 0	0- 0	0- 0				
0- 0	0- 0	0- 0	HOME	0- 0	0- 0	0- 0				
0- 0	0- 0	0- 0	AWAY	0- 0	0- 0	0- 0				
0- 0	0- 0	0- 0	NEUTRAL	0- 0	0- 0	0- 0				

RPI	S	Opponent	Score
10	H	Mississippi St.	43 87
18	A	South Carolina	42 79

RPI	S	Opponent	Score
-----	---	----------	-------

RPI	S	Opponent	Score
70	A	Harvard	62 69
77	A	Clemson	61 69
91	N	Hampton	49 58

RPI	S	Opponent	Score
132	N	Chattanooga	49 39
175	H	Purdue	67 47
266	N	Saint Peter's	59 43
272	H	Northeastern	68 49

LAST 12 Division I GAMES:

272	H	Northeastern	68	49	91	N	Hampton	49	58
77	A	Clemson	61	69	18	A	South Carolina	42	79
132	N	Chattanooga	49	39	266	N	Saint Peter's	59	43
					70	A	Harvard	62	69
					10	H	Mississippi St.	43	87
					175	H	Purdue	67	47

Non-Div I Games:

Maine

Average RPI Win:	255	WON-LOST	WINNING	LAST 10	STRENGTH OF	OPP. STRENGTH	TEAM	ADJ.	CONF.	ADJ CONF.
Average RPI Loss:	178	RECORD	PCT. RANK	GAMES	SCHEDULE	OF SCHEDULE	RPI	RPI	RPI	RPI
DIV. I ONLY	4- 4	155	4- 4	235	268	215	215	20	20	
DIV. I NON-CONF.	4- 2	94	4- 2	185	263	134	134	20	20	
TOTALS	RPI 1-25	RPI 26-50	W-L RECORDS	RPI 51-100	RPI 101-150	RPI 150+				
4- 4	0- 1	0- 0	OVERALL	0- 0	0- 0	4- 3				
2- 2	0- 0	0- 0	HOME	0- 0	0- 0	2- 2				
2- 2	0- 0	0- 0	AWAY	0- 0	0- 0	2- 0				
0- 0	0- 0	0- 0	NEUTRAL	0- 0	0- 0	0- 0				
4- 2	0- 1	0- 0	NON-CONFERENCE	0- 0	0- 0	4- 1				
2- 1	0- 0	0- 0	HOME	0- 0	0- 0	2- 1				
2- 1	0- 1	0- 0	AWAY	0- 0	0- 0	2- 0				
0- 0	0- 0	0- 0	NEUTRAL	0- 0	0- 0	0- 0				
0- 2	0- 0	0- 0	CONFERENCE	0- 0	0- 0	0- 2				
0- 1	0- 0	0- 0	HOME	0- 0	0- 0	0- 1				
0- 1	0- 0	0- 0	AWAY	0- 0	0- 0	0- 1				
0- 0	0- 0	0- 0	NEUTRAL	0- 0	0- 0	0- 0				

RPI 1-25				RPI 26-50				RPI 51-100				RPI 101+ Team's RPI: 215			
RPI	S	Opponent	Score	RPI	S	Opponent	Score	RPI	S	Opponent	Score	RPI	S	Opponent	Score
12	A	Buffalo	39 73									167	A	Iona	53 70
												179	H	Yale	63 57
												199	A	Brown	58 57
												234	H	Stony Brook	50 55
												300	H	Marist	47 62
												320	H	Holy Cross	60 56
												321	A	St. Francis Brooklyn	55 52
LAST 12 Division I GAMES:															
				321	A	St. Francis Brooklyn	55 52	179	H	Yale	63 57				
				167	A	Iona	53 70	320	H	Holy Cross	60 56				
				300	H	Marist	47 62								
				234	H	Stony Brook	50 55								
				199	A	Brown	58 57								
				12	A	Buffalo	39 73								

Non-Div I Games:

Manhattan

Average RPI Win:	262	WON-LOST	WINNING	LAST 10	STRENGTH OF	OPP. STRENGTH	TEAM	ADJ.	CONF.	ADJ CONF.
Average RPI Loss:	170	RECORD	PCT. RANK	GAMES	SCHEDULE	OF SCHEDULE	RPI	RPI	RPI	RPI
DIV. I ONLY	2- 7	278	2- 7	273	169	300	300	20	20	
DIV. I NON-CONF.	1- 6	298	1- 6	241	144	304	304	20	20	
TOTALS	RPI 1-25	RPI 26-50	W-L RECORDS	RPI 51-100	RPI 101-150	RPI 150+				
2- 7	0- 1	0- 0	OVERALL	0- 1	0- 1	2- 4				
0- 2	0- 0	0- 0	HOME	0- 0	0- 0	0- 2				
1- 3	0- 0	0- 0	AWAY	0- 0	0- 1	1- 2				
1- 2	0- 1	0- 0	NEUTRAL	0- 1	0- 0	1- 0				
1- 6	0- 1	0- 0	NON-CONFERENCE	0- 1	0- 1	1- 3				
0- 1	0- 0	0- 0	HOME	0- 0	0- 0	0- 1				
0- 3	0- 0	0- 0	AWAY	0- 0	0- 1	0- 2				
1- 2	0- 1	0- 0	NEUTRAL	0- 1	0- 0	1- 0				
1- 1	0- 0	0- 0	CONFERENCE	0- 0	0- 0	1- 1				
0- 1	0- 0	0- 0	HOME	0- 0	0- 0	0- 1				
1- 0	0- 0	0- 0	AWAY	0- 0	0- 0	1- 0				
0- 0	0- 0	0- 0	NEUTRAL	0- 0	0- 0	0- 0				

RPI 1-25				RPI 26-50				RPI 51-100				RPI 101+ Team's RPI: 300			
RPI	S	Opponent	Score	RPI	S	Opponent	Score	RPI	S	Opponent	Score	RPI	S	Opponent	Score
13	N	Auburn	51 52					90	N	East Carolina	68 70	115	A	Hofstra	42 62
												169	H	Seton Hall	63 76
												215	A	Manhattan	62 47
												217	A	Rhode Island	61 82
												266	H	Saint Peter's	69 73
												308	N	N.C. A&T	69 64
												320	A	Holy Cross	46 50
LAST 12 Division I GAMES:															
				90	N	East Carolina	68 70	266	H	Saint Peter's	69 73				
				320	A	Holy Cross	46 50	215	A	Manhattan	62 47				
				169	H	Seton Hall	63 76	308	N	N.C. A&T	69 64				
				217	A	Rhode Island	61 82	13	N	Auburn	51 52				
				115	A	Hofstra	42 62								

Non-Div I Games:

Marist

■ Loss,
 ■ Non-Conf,
 S Site,
 ■ Home
 ■ Away
 N Neutral

Average RPI Win:	161	WON-LOST	WINNING	LAST 10	STRENGTH OF	OPP. STRENGTH	TEAM	ADJ.	CONF.	ADJ CONF.
Average RPI Loss:	64	RECORD	PCT. RANK	GAMES	SCHEDULE	OF SCHEDULE	RPI	RPI	RPI	RPI
DIV. I ONLY	6- 2	57	6- 2	64	109	55	55	5	5	
DIV. I NON-CONF.	6- 2	57	6- 2	65	112	56	56	5	5	
TOTALS	RPI 1-25	RPI 26-50	W-L RECORDS	RPI 51-100	RPI 101-150	RPI 150+				
6- 2	0- 1	0- 0	OVERALL	3- 0	0- 1	3- 0				
4- 1	0- 1	0- 0	HOME	2- 0	0- 0	2- 0				
2- 0	0- 0	0- 0	AWAY	1- 0	0- 0	1- 0				
0- 1	0- 0	0- 0	NEUTRAL	0- 0	0- 1	0- 0				
6- 2	0- 1	0- 0	NON-CONFERENCE	3- 0	0- 1	3- 0				
4- 1	0- 1	0- 0	HOME	2- 0	0- 0	2- 0				
2- 0	0- 0	0- 0	AWAY	1- 0	0- 0	1- 0				
0- 1	0- 0	0- 0	NEUTRAL	0- 0	0- 1	0- 0				
0- 0	0- 0	0- 0	CONFERENCE	0- 0	0- 0	0- 0				
0- 0	0- 0	0- 0	HOME	0- 0	0- 0	0- 0				
0- 0	0- 0	0- 0	AWAY	0- 0	0- 0	0- 0				
0- 0	0- 0	0- 0	NEUTRAL	0- 0	0- 0	0- 0				

RPI 1-25				RPI 26-50				RPI 51-100				RPI 101+			
RPI	S	Opponent	Score	RPI	S	Opponent	Score	RPI	S	Opponent	Score	RPI	S	Opponent	Score
5	H	Green Bay	63 78					58	H	Arizona St.	75 63	122	N	Santa Clara	62 65
								59	H	Western Ill.	77 61	228	A	Pacific	89 75
								78	A	Oregon St.	74 73	255	H	Saint Francis (PA)	104 91
												288	H	Longwood	87 37
LAST 12 Division I GAMES:															
5	H	Green Bay	63 78	59	H	Western Ill.	77 61	228	A	Pacific	89 75	122	N	Santa Clara	62 65
288	H	Longwood	87 37	78	A	Oregon St.	74 73	58	H	Arizona St.	75 63	255	H	Saint Francis (PA)	104 91

Non-Div I Games:

Marquette

Average RPI Win:	307	WON-LOST	WINNING	LAST 10	STRENGTH OF	OPP. STRENGTH	TEAM	ADJ.	CONF.	ADJ CONF.
Average RPI Loss:	92	RECORD	PCT. RANK	GAMES	SCHEDULE	OF SCHEDULE	RPI	RPI	RPI	RPI
DIV. I ONLY	5- 3	116	5- 3	297	261	200	200	10	10	
DIV. I NON-CONF.	5- 3	115	5- 3	297	260	203	203	10	10	
TOTALS	RPI 1-25	RPI 26-50	W-L RECORDS	RPI 51-100	RPI 101-150	RPI 150+				
5- 3	0- 0	0- 1	OVERALL	0- 1	0- 0	5- 1				
3- 0	0- 0	0- 0	HOME	0- 0	0- 0	3- 0				
1- 2	0- 0	0- 1	AWAY	0- 1	0- 0	1- 0				
1- 1	0- 0	0- 0	NEUTRAL	0- 0	0- 0	1- 1				
5- 3	0- 0	0- 1	NON-CONFERENCE	0- 1	0- 0	5- 1				
3- 0	0- 0	0- 0	HOME	0- 0	0- 0	3- 0				
1- 2	0- 0	0- 1	AWAY	0- 1	0- 0	1- 0				
1- 1	0- 0	0- 0	NEUTRAL	0- 0	0- 0	1- 1				
0- 0	0- 0	0- 0	CONFERENCE	0- 0	0- 0	0- 0				
0- 0	0- 0	0- 0	HOME	0- 0	0- 0	0- 0				
0- 0	0- 0	0- 0	AWAY	0- 0	0- 0	0- 0				
0- 0	0- 0	0- 0	NEUTRAL	0- 0	0- 0	0- 0				

RPI 1-25				RPI 26-50				RPI 51-100				RPI 101+				Team's RPI: 200	
RPI	S	Opponent	Score	RPI	S	Opponent	Score	RPI	S	Opponent	Score	RPI	S	Opponent	Score		
				32	A	North Carolina	53 75	61	A	Penn St.	80 82	182	N	Prairie View	68 78		
												249	H	Coastal Caro.	84 66		
												298	N	Sam Houston St.	73 50		
												316	A	Illinois	55 53		
												326	H	Morgan St.	62 43		
												347	H	Florida A&M	77 67		
LAST 12 Division I GAMES:																	
				32	A	North Carolina	53 75	249	H	Coastal Caro.	84 66						
				61	A	Penn St.	80 82	347	H	Florida A&M	77 67						
				326	H	Morgan St.	62 43	316	A	Illinois	55 53						
				182	N	Prairie View	68 78										
				298	N	Sam Houston St.	73 50										

Non-Div I Games:

Marshall

Maryland

Through Games Of Dec. 7, 2016

Average RPI Win:	153	WON-LOST	WINNING	LAST 10	STRENGTH OF	OPP. STRENGTH	TEAM	ADJ.	CONF.	ADJ CONF.
Average RPI Loss:	0	RECORD	PCT. RANK	GAMES	SCHEDULE	OF SCHEDULE	RPI	RPI	RPI	RPI
DIV. I ONLY	9- 0	1	9- 0	110	71	14	14	6	6	
DIV. I NON-CONF.	9- 0	1	9- 0	110	73	14	14	6	6	
TOTALS	RPI 1-25	RPI 26-50	W-L RECORDS	RPI 51-100	RPI 101-150	RPI 150+				
9- 0	0- 0	1- 0	OVERALL	3- 0	2- 0	3- 0				
5- 0	0- 0	0- 0	HOME	0- 0	2- 0	3- 0				
2- 0	0- 0	0- 0	AWAY	2- 0	0- 0	0- 0				
2- 0	0- 0	1- 0	NEUTRAL	1- 0	0- 0	0- 0				
9- 0	0- 0	1- 0	NON-CONFERENCE	3- 0	2- 0	3- 0				
5- 0	0- 0	0- 0	HOME	0- 0	2- 0	3- 0				
2- 0	0- 0	0- 0	AWAY	2- 0	0- 0	0- 0				
2- 0	0- 0	1- 0	NEUTRAL	1- 0	0- 0	0- 0				
0- 0	0- 0	0- 0	CONFERENCE	0- 0	0- 0	0- 0				
0- 0	0- 0	0- 0	HOME	0- 0	0- 0	0- 0				
0- 0	0- 0	0- 0	AWAY	0- 0	0- 0	0- 0				
0- 0	0- 0	0- 0	NEUTRAL	0- 0	0- 0	0- 0				

RPI 1-25				Team's RPI: 14				RPI 26-50				RPI 51-100				RPI 101+			
RPI	S	Opponent	Score	RPI	S	Opponent	Score	RPI	S	Opponent	Score	RPI	S	Opponent	Score	RPI	S	Opponent	Score
				37	N	Washington St.	79 69					57	A	Louisville	78 72	104	H	UMES	106 61
												58	N	Arizona St.	83 42	133	H	Towson	97 63
												64	A	Niagara	96 64	275	H	UMBC	92 42
																324	H	Mt. St. Mary's	106 42
																327	H	UMass Lowell	100 44
LAST 12 Division I GAMES:																			
				37	N	Washington St.	79 69					133	H	Towson	97 63				
				58	N	Arizona St.	83 42					275	H	UMBC	92 42				
				64	A	Niagara	96 64					57	A	Louisville	78 72				
				324	H	Mt. St. Mary's	106 42												
				104	H	UMES	106 61												
				327	H	UMass Lowell	100 44												

Non-Div I Games:

Maryland

Loss, Non-Conf, S Site, H Home A Away N Neutral

Massachusetts

Through Games Of Dec. 7, 2016

Average RPI Win:	313	WON-LOST	WINNING	LAST 10	STRENGTH OF	OPP. STRENGTH	TEAM	ADJ.	CONF.	ADJ CONF.
Average RPI Loss:	90	RECORD	PCT. RANK	GAMES	SCHEDULE	OF SCHEDULE	RPI	RPI	RPI	RPI
DIV. I ONLY	3- 5	214	1- 0	209	148	227	227	11	11	
DIV. I NON-CONF.	3- 4	195	1- 0	216	176	193	193	11	11	
TOTALS	RPI 1-25	RPI 26-50	W-L RECORDS	RPI 51-100	RPI 101-150	RPI 150+				
3- 5	0- 1	0- 0	OVERALL	0- 2	0- 1	3- 1				
2- 1	0- 0	0- 0	HOME	0- 1	0- 0	2- 0				
0- 4	0- 0	0- 0	AWAY	0- 0	0- 0	0- 0				
1- 0	0- 0	0- 0	NEUTRAL	0- 0	0- 0	1- 0				
3- 4	0- 1	0- 0	NON-CONFERENCE	0- 1	0- 1	3- 1				
2- 0	0- 0	0- 0	HOME	0- 0	0- 0	2- 0				
0- 4	0- 1	0- 0	AWAY	0- 1	0- 1	0- 1				
1- 0	0- 0	0- 0	NEUTRAL	0- 0	0- 0	1- 0				
0- 1	0- 0	0- 0	CONFERENCE	0- 1	0- 0	0- 0				
0- 1	0- 0	0- 0	HOME	0- 1	0- 0	0- 0				
0- 0	0- 0	0- 0	AWAY	0- 0	0- 0	0- 0				
0- 0	0- 0	0- 0	NEUTRAL	0- 0	0- 0	0- 0				

RPI 1-25				RPI 26-50				RPI 51-100				RPI 101+ Team's RPI: 227			
RPI	S	Opponent	Score	RPI	S	Opponent	Score	RPI	S	Opponent	Score	RPI	S	Opponent	Score
12	A	Buffalo	47 61					54	A	Iowa	30 71	115	A	Hofstra	55 71
								92	H	George Mason	55 66	177	A	Hartford	56 75
												281	H	North Dakota St.	70 58
												314	H	Central Conn. St.	76 37
												345	N	Montana	59 58
LAST 12 Division I GAMES:															
281	H	North Dakota St.	70 58	345	N	Montana	59 58	115	A	Hofstra	55 71				
12	A	Buffalo	47 61					92	H	George Mason	55 66				
								177	A	Hartford	56 75				
								314	H	Central Conn. St.	76 37				
								54	A	Iowa	30 71				

Non-Div I Games: Merrimack 73 44

Massachusetts

Loss, Non-Conf, S Site, H Home A Away N Neutral

Average RPI Win: 0		WON-LOST	WINNING	LAST 10	STRENGTH OF	OPP. STRENGTH	TEAM	ADJ.	CONF.	ADJ CONF.
Average RPI Loss: 149		RECORD	PCT. RANK	GAMES	SCHEDULE	OF SCHEDULE	RPI	RPI	RPI	RPI
DIV. I ONLY		0- 3	324	0- 3	248	214	335	335	27	27
DIV. I NON-CONF.		0- 3	323	0- 3	249	214	335	335	27	27
TOTALS		RPI 1-25	RPI 26-50	W-L RECORDS		RPI 51-100	RPI 101-150	RPI 150+		
0- 3	0- 0		0- 0	OVERALL		0- 0	0- 2	0- 1		
0- 2	0- 0		0- 0	HOME		0- 0	0- 1	0- 1		
0- 1	0- 0		0- 0	AWAY		0- 0	0- 1	0- 0		
0- 0	0- 0		0- 0	NEUTRAL		0- 0	0- 0	0- 0		
0- 3	0- 0		0- 0	NON-CONFERENCE		0- 0	0- 2	0- 1		
0- 2	0- 0		0- 0	HOME		0- 0	0- 1	0- 1		
0- 1	0- 0		0- 0	AWAY		0- 0	0- 1	0- 0		
0- 0	0- 0		0- 0	NEUTRAL		0- 0	0- 0	0- 0		
0- 0	0- 0		0- 0	CONFERENCE		0- 0	0- 0	0- 0		
0- 0	0- 0		0- 0	HOME		0- 0	0- 0	0- 0		
0- 0	0- 0		0- 0	AWAY		0- 0	0- 0	0- 0		
0- 0	0- 0		0- 0	NEUTRAL		0- 0	0- 0	0- 0		

RPI 1-25				RPI 26-50				RPI 51-100				RPI 101+				Team's RPI: 335	
RPI	S	Opponent	Score	RPI	S	Opponent	Score	RPI	S	Opponent	Score	RPI	S	Opponent	Score		
												111	H	Louisiana	70	77	
												113	A	Tulane	65	82	
												222	H	Louisiana Tech	56	66	
LAST 12 Division I GAMES:																	
				222	H	Louisiana Tech	56	66									
				113	A	Tulane	65	82									
				111	H	Louisiana	70	77									

[illegible]

■ Loss, ■ Non-Conf, S Site, H Home A Away N Neutral

Average RPI Win:	289	WON-LOST	WINNING	LAST 10	STRENGTH OF	OPP. STRENGTH	TEAM	ADJ.	CONF.	ADJ CONF.
Average RPI Loss:	164	RECORD	PCT. RANK	GAMES	SCHEDULE	OF SCHEDULE	RPI	RPI	RPI	RPI
DIV. I ONLY	3- 5	214	3- 5	250	298	283	283	7	7	
DIV. I NON-CONF.	3- 5	217	3- 5	251	298	281	281	7	7	
TOTALS	RPI 1-25	RPI 26-50	W-L RECORDS	RPI 51-100	RPI 101-150	RPI 150+				
3- 5	0- 0	0- 1	OVERALL	0- 1	0- 0	3- 3				
2- 2	0- 0	0- 0	HOME	0- 1	0- 0	2- 1				
1- 2	0- 0	0- 0	AWAY	0- 0	0- 0	1- 2				
0- 1	0- 0	0- 1	NEUTRAL	0- 0	0- 0	0- 0				
3- 5	0- 0	0- 1	NON-CONFERENCE	0- 1	0- 0	3- 3				
2- 2	0- 0	0- 0	HOME	0- 1	0- 0	2- 1				
1- 2	0- 0	0- 0	AWAY	0- 0	0- 0	1- 2				
0- 1	0- 0	0- 1	NEUTRAL	0- 0	0- 0	0- 0				
0- 0	0- 0	0- 0	CONFERENCE	0- 0	0- 0	0- 0				
0- 0	0- 0	0- 0	HOME	0- 0	0- 0	0- 0				
0- 0	0- 0	0- 0	AWAY	0- 0	0- 0	0- 0				
0- 0	0- 0	0- 0	NEUTRAL	0- 0	0- 0	0- 0				

RPI 1-25				RPI 26-50				RPI 51-100				RPI 101+				Team's RPI: 283	
RPI	S	Opponent	Score	RPI	S	Opponent	Score	RPI	S	Opponent	Score	RPI	S	Opponent	Score		
				42	N	Arkansas	61 91	80	H	Little Rock	44 54	201	H	Missouri St.	69 60		
												214	H	Kansas	58 68		
												220	A	Samford	42 48		
												262	A	Nevada	67 75		
												316	A	Illinois	64 54		
												349	H	Northwestern St.	54 38		
LAST 12 Division I GAMES:																	
				80	H	Little Rock	44 54	349	H	Northwestern St.	54 38						
				201	H	Missouri St.	69 60	262	A	Nevada	67 75						
								42	N	Arkansas	61 91						
								214	H	Kansas	58 68						
								316	A	Illinois	64 54						
								220	A	Samford	42 48						

Non-Div I Games:

Memphis

Average RPI Win: 243		WON-LOST	WINNING	LAST 10	STRENGTH OF	OPP. STRENGTH	TEAM	ADJ.	CONF.	ADJ CONF.
Average RPI Loss: 38		RECORD	PCT. RANK	GAMES	SCHEDULE	OF SCHEDULE	RPI	RPI	RPI	RPI
DIV. I ONLY		6- 2	57	6- 2	226	85	79	79	22	22
DIV. I NON-CONF.		6- 2	57	6- 2	227	88	79	79	22	22
TOTALS	RPI 1-25	RPI 26-50		W-L RECORDS		RPI 51-100	RPI 101-150		RPI 150+	
6- 2	0- 0	0- 2		OVERALL		0- 0	0- 0		6- 0	
3- 0	0- 0	0- 0		HOME		0- 0	0- 0		3- 0	
3- 2	0- 0	0- 2		AWAY		0- 0	0- 0		3- 0	
0- 0	0- 0	0- 0		NEUTRAL		0- 0	0- 0		0- 0	
6- 2	0- 0	0- 2		NON-CONFERENCE		0- 0	0- 0		6- 0	
3- 0	0- 0	0- 0		HOME		0- 0	0- 0		3- 0	
3- 2	0- 0	0- 2		AWAY		0- 0	0- 0		3- 0	
0- 0	0- 0	0- 0		NEUTRAL		0- 0	0- 0		0- 0	
0- 0	0- 0	0- 0		CONFERENCE		0- 0	0- 0		0- 0	
0- 0	0- 0	0- 0		HOME		0- 0	0- 0		0- 0	
0- 0	0- 0	0- 0		AWAY		0- 0	0- 0		0- 0	
0- 0	0- 0	0- 0		NEUTRAL		0- 0	0- 0		0- 0	

RPI 1-25				RPI 26-50				RPI 51-100				Team's RPI: 79	RPI 101+			
RPI	S	Opponent	Score	RPI	S	Opponent	Score	RPI	S	Opponent	Score		RPI	S	Opponent	Score
				30	A	Georgia	64 72						170	A	Ga. Southern	77 56
				45	A	Georgia Tech	50 70						198	A	Houston	64 60
													218	H	Fla. Atlantic	74 57
													253	H	Kennesaw St.	61 46
													305	H	Campbell	76 60
													316	A	Illinois	51 33
LAST 12 Division I GAMES:																
				45	A	Georgia Tech	50 70	218	H	Fla. Atlantic	74 57					
				253	H	Kennesaw St.	61 46	305	H	Campbell	76 60					
				170	A	Ga. Southern	77 56	30	A	Georgia	64 72					
				198	A	Houston	64 60									
				316	A	Illinois	51 33									

Non-Div I Games: Emmanuel (GA) 84 70

Mercer

Average RPI Win:	126	WON-LOST	WINNING	LAST 10	STRENGTH OF	OPP. STRENGTH	TEAM	ADJ.	CONF.	ADJ CONF.
Average RPI Loss:	6	RECORD	PCT. RANK	GAMES	SCHEDULE	OF SCHEDULE	RPI	RPI	RPI	RPI
DIV. I ONLY	8- 1	22	8- 1	119	3	20	20	3	3	
DIV. I NON-CONF.	8- 1	22	8- 1	119	3	20	20	3	3	
TOTALS	RPI 1-25	RPI 26-50	W-L RECORDS	RPI 51-100	RPI 101-150	RPI 150+				
8- 1	0- 1	1- 0	OVERALL	3- 0	2- 0	2- 0				
5- 0	0- 0	1- 0	HOME	1- 0	1- 0	2- 0				
2- 1	0- 1	0- 0	AWAY	2- 0	0- 0	0- 0				
1- 0	0- 0	0- 0	NEUTRAL	0- 0	1- 0	0- 0				
8- 1	0- 1	1- 0	NON-CONFERENCE	3- 0	2- 0	2- 0				
5- 0	0- 0	1- 0	HOME	1- 0	1- 0	2- 0				
2- 1	0- 1	0- 0	AWAY	2- 0	0- 0	0- 0				
1- 0	0- 0	0- 0	NEUTRAL	0- 0	1- 0	0- 0				
0- 0	0- 0	0- 0	CONFERENCE	0- 0	0- 0	0- 0				
0- 0	0- 0	0- 0	HOME	0- 0	0- 0	0- 0				
0- 0	0- 0	0- 0	AWAY	0- 0	0- 0	0- 0				
0- 0	0- 0	0- 0	NEUTRAL	0- 0	0- 0	0- 0				

RPI 1-25				RPI 26-50				RPI 51-100				RPI 101+			
RPI	S	Opponent	Score	RPI	S	Opponent	Score	RPI	S	Opponent	Score	RPI	S	Opponent	Score
6	A	Kentucky	66 82	36	H	Charlotte	80 46	56	H	Texas Tech	74 56	136	N	Albany (NY)	77 53
								74	A	Ohio St.	94 89	150	H	Old Dominion	66 56
								97	A	St. John's (NY)	62 50	181	H	Loyola Chicago	81 43
												276	H	Grambling	89 61
LAST 12 Division I GAMES:															
				56	H	Texas Tech	74 56	181	H	Loyola Chicago	81 43				
				276	H	Grambling	89 61	150	H	Old Dominion	66 56				
				97	A	St. John's (NY)	62 50	74	A	Ohio St.	94 89				
				36	H	Charlotte	80 46								
				136	N	Albany (NY)	77 53								
				6	A	Kentucky	66 82								

Non-Div I Games:

Miami (FL)

■ Loss,
 ■ Non-Conf,
 ■ S Site,
 ■ H Home
 ■ A Away
 N Neutral

Average RPI Win:	297	WON-LOST	WINNING	LAST 10	STRENGTH OF	OPP. STRENGTH	TEAM	ADJ.	CONF.	ADJ CONF.
Average RPI Loss:	146	RECORD	PCT. RANK	GAMES	SCHEDULE	OF SCHEDULE	RPI	RPI	RPI	RPI
DIV. I ONLY	2- 6	263	2- 6	107	312	216	216	12	12	
DIV. I NON-CONF.	2- 6	261	2- 6	107	311	218	218	12	12	
TOTALS	RPI 1-25	RPI 26-50	W-L RECORDS	RPI 51-100	RPI 101-150	RPI 150+				
2- 6	0- 0	0- 0	OVERALL	0- 2	0- 1	2- 3				
0- 3	0- 0	0- 0	HOME	0- 1	0- 1	0- 1				
2- 1	0- 0	0- 0	AWAY	0- 0	0- 0	2- 1				
0- 2	0- 0	0- 0	NEUTRAL	0- 1	0- 0	0- 1				
2- 6	0- 0	0- 0	NON-CONFERENCE	0- 2	0- 1	2- 3				
0- 3	0- 0	0- 0	HOME	0- 1	0- 1	0- 1				
2- 1	0- 0	0- 0	AWAY	0- 0	0- 0	2- 1				
0- 2	0- 0	0- 0	NEUTRAL	0- 1	0- 0	0- 1				
0- 0	0- 0	0- 0	CONFERENCE	0- 0	0- 0	0- 0				
0- 0	0- 0	0- 0	HOME	0- 0	0- 0	0- 0				
0- 0	0- 0	0- 0	AWAY	0- 0	0- 0	0- 0				
0- 0	0- 0	0- 0	NEUTRAL	0- 0	0- 0	0- 0				

RPI 1-25			RPI 26-50			RPI 51-100			RPI 101+			Team's RPI: 216
RPI	S	Opponent	Score	RPI	S	Opponent	Score	RPI	S	Opponent	Score	
						83 H IUPUI	53 65	130 H Indiana St.		54 62		
						87 N Providence	59 75	157 N La Salle		70 79		
								185 H Cincinnati		43 49		
								236 A Morehead St.		43 77		
								291 A Austin Peay		73 58		
								302 A Northern Ky.		60 50		
LAST 12 Division I GAMES:												
302 A Northern Ky.		60	50	83 H IUPUI		53	65					
291 A Austin Peay		73	58	130 H Indiana St.		54	62					
				87 N Providence		59	75					
				157 N La Salle		70	79					
				185 H Cincinnati		43	49					
				236 A Morehead St.		43	77					

Non-Div I Games:

Miami (OH)

Average RPI Win:	160	WON-LOST	WINNING	LAST 10	STRENGTH OF	OPP. STRENGTH	TEAM	ADJ.	CONF.	ADJ CONF.
Average RPI Loss:	46	RECORD	PCT. RANK	GAMES	SCHEDULE	OF SCHEDULE	RPI	RPI	RPI	RPI
DIV. I ONLY	7- 2	49	7- 2	28	194	24	24	6	6	
DIV. I NON-CONF.	7- 2	49	7- 2	28	195	24	24	6	6	
TOTALS	RPI 1-25	RPI 26-50	W-L RECORDS	RPI 51-100	RPI 101-150	RPI 150+				
7- 2	0- 1	1- 0	OVERALL	1- 1	1- 0	4- 0				
4- 0	0- 0	0- 0	HOME	1- 0	0- 0	3- 0				
1- 1	0- 0	1- 0	AWAY	0- 1	0- 0	0- 0				
2- 1	0- 1	0- 0	NEUTRAL	0- 0	1- 0	1- 0				
7- 2	0- 1	1- 0	NON-CONFERENCE	1- 1	1- 0	4- 0				
4- 0	0- 0	0- 0	HOME	1- 0	0- 0	3- 0				
1- 1	0- 0	1- 0	AWAY	0- 1	0- 0	0- 0				
2- 1	0- 1	0- 0	NEUTRAL	0- 0	1- 0	1- 0				
0- 0	0- 0	0- 0	CONFERENCE	0- 0	0- 0	0- 0				
0- 0	0- 0	0- 0	HOME	0- 0	0- 0	0- 0				
0- 0	0- 0	0- 0	AWAY	0- 0	0- 0	0- 0				
0- 0	0- 0	0- 0	NEUTRAL	0- 0	0- 0	0- 0				

RPI 1-25				Team's RPI: 24		RPI 26-50				RPI 51-100				RPI 101+			
RPI	S	Opponent	Score	RPI	S	Opponent	Score	RPI	S	Opponent	Score	RPI	S	Opponent	Score		
19	N	Florida St.	62 76	45	A	Georgia Tech	92 52	64	H	Niagara	107 35	118	N	Gonzaga	78 66		
								73	A	Xavier	58 61	176	H	Western Mich.	66 40		
												187	H	Oakland	101 63		
												195	H	Howard	109 41		
												333	N	Winthrop	76 39		
LAST 12 Division I GAMES:																	
				73	A	Xavier	58 61	118	N	Gonzaga	78 66						
				45	A	Georgia Tech	92 52	176	H	Western Mich.	66 40						
				19	N	Florida St.	62 76	195	H	Howard	109 41						
				333	N	Winthrop	76 39	64	H	Niagara	107 35						
								187	H	Oakland	101 63						

Non-Div I Games:

Michigan

■ Loss,
 ■ Non-Conf, S Site,
 ■ Home
 ■ Away
 N Neutral

Average RPI Win:	161	WON-LOST	WINNING	LAST 10	STRENGTH OF	OPP. STRENGTH	TEAM	ADJ.	CONF.	ADJ CONF.
Average RPI Loss:	67	RECORD	PCT. RANK	GAMES	SCHEDULE	OF SCHEDULE	RPI	RPI	RPI	RPI
DIV. I ONLY	8- 2	46	8- 2	37	208	21	21	6	6	
DIV. I NON-CONF.	8- 2	46	8- 2	37	208	21	21	6	6	
TOTALS	RPI 1-25	RPI 26-50	W-L RECORDS	RPI 51-100	RPI 101-150	RPI 150+				
8- 2	0- 0	0- 1	OVERALL	2- 1	1- 0	5- 0				
4- 0	0- 0	0- 0	HOME	1- 0	0- 0	3- 0				
3- 2	0- 0	0- 1	AWAY	0- 1	1- 0	2- 0				
1- 0	0- 0	0- 0	NEUTRAL	1- 0	0- 0	0- 0				
8- 2	0- 0	0- 1	NON-CONFERENCE	2- 1	1- 0	5- 0				
4- 0	0- 0	0- 0	HOME	1- 0	0- 0	3- 0				
3- 2	0- 0	0- 1	AWAY	0- 1	1- 0	2- 0				
1- 0	0- 0	0- 0	NEUTRAL	1- 0	0- 0	0- 0				
0- 0	0- 0	0- 0	CONFERENCE	0- 0	0- 0	0- 0				
0- 0	0- 0	0- 0	HOME	0- 0	0- 0	0- 0				
0- 0	0- 0	0- 0	AWAY	0- 0	0- 0	0- 0				
0- 0	0- 0	0- 0	NEUTRAL	0- 0	0- 0	0- 0				

RPI 1-25				Team's RPI: 21		RPI 26-50				RPI 51-100				RPI 101+			
RPI	S	Opponent	Score	RPI	S	Opponent	Score	RPI	S	Opponent	Score	RPI	S	Opponent	Score		
				47	A	Oregon	55 88	86	A	Syracuse	64 75	121	A	CSUN	63 59		
								93	H	Wyoming	63 51	152	A	Quinnipiac	71 54		
								98	N	Delaware	81 64	172	H	Southern U.	70 55		
												176	A	Western Mich.	68 64		
												187	H	Oakland	81 74		
												292	H	Davidson	70 34		
LAST 12 Division I GAMES:																	
				187	H	Oakland	81 74	152	A	Quinnipiac	71 54						
				86	A	Syracuse	64 75	172	H	Southern U.	70 55						
				121	A	CSUN	63 59	93	H	Wyoming	63 51						
				98	N	Delaware	81 64	292	H	Davidson	70 34						
				47	A	Oregon	55 88										
				176	A	Western Mich.	68 64										

Non-Div I Games:

Michigan St.

Average RPI Win:	221	WON-LOST	WINNING	LAST 10	STRENGTH OF	OPP. STRENGTH	TEAM	ADJ.	CONF.	ADJ CONF.
Average RPI Loss:	86	RECORD	PCT. RANK	GAMES	SCHEDULE	OF SCHEDULE	RPI	RPI	RPI	RPI
DIV. I ONLY	2- 3	207	2- 3	19	306	107	107	10	10	
DIV. I NON-CONF.	2- 3	210	2- 3	19	306	105	105	10	10	
TOTALS	RPI 1-25	RPI 26-50	W-L RECORDS	RPI 51-100	RPI 101-150	RPI 150+				
2- 3	0- 0	0- 0	OVERALL	0- 2	1- 1	1- 0				
1- 2	0- 0	0- 0	HOME	0- 1	1- 1	0- 0				
1- 1	0- 0	0- 0	AWAY	0- 1	0- 0	1- 0				
0- 0	0- 0	0- 0	NEUTRAL	0- 0	0- 0	0- 0				
2- 3	0- 0	0- 0	NON-CONFERENCE	0- 2	1- 1	1- 0				
1- 2	0- 0	0- 0	HOME	0- 1	1- 1	0- 0				
1- 1	0- 0	0- 0	AWAY	0- 1	0- 0	1- 0				
0- 0	0- 0	0- 0	NEUTRAL	0- 0	0- 0	0- 0				
0- 0	0- 0	0- 0	CONFERENCE	0- 0	0- 0	0- 0				
0- 0	0- 0	0- 0	HOME	0- 0	0- 0	0- 0				
0- 0	0- 0	0- 0	AWAY	0- 0	0- 0	0- 0				
0- 0	0- 0	0- 0	NEUTRAL	0- 0	0- 0	0- 0				

RPI 1-25				RPI 26-50				RPI 51-100				RPI 101+				Team's RPI: 107	
RPI	S	Opponent	Score	RPI	S	Opponent	Score	RPI	S	Opponent	Score	RPI	S	Opponent	Score		
								57	H	Louisville	72	91	101	H	Ohio	52	73
								100	A	Virginia	51	63	113	H	Tulane	62	59
													328	A	Tennessee Tech	73	62
LAST 12 Division I GAMES:																	
				57	H	Louisville	72	91	113	H	Tulane	62	59				
				100	A	Virginia	51	63	101	H	Ohio	52	73				
									328	A	Tennessee Tech	73	62				

Non-Div I Games:

Middle Tenn.

Average RPI Win: 229	WON-LOST	WINNING	LAST 10	STRENGTH OF	OPP. STRENGTH	TEAM	ADJ.	CONF.	ADJ CONF.
Average RPI Loss: 129	RECORD	PCT. RANK	GAMES	SCHEDULE	OF SCHEDULE	RPI	RPI	RPI	RPI
DIV. I ONLY	7- 1	30	1- 0	326	80	123	123	18	18
DIV. I NON-CONF.	7- 1	30	1- 0	325	83	123	123	18	18
TOTALS	RPI 1-25	RPI 26-50	W-L RECORDS	RPI 51-100	RPI 101-150	RPI 150+			
7- 1	0- 0	0- 0	OVERALL	1- 0	0- 1	6- 0			
3- 0	0- 0	0- 0	HOME	1- 0	0- 0	2- 0			
3- 1	0- 0	0- 0	AWAY	0- 0	0- 1	3- 0			
1- 0	0- 0	0- 0	NEUTRAL	0- 0	0- 0	1- 0			
7- 1	0- 0	0- 0	NON-CONFERENCE	1- 0	0- 1	6- 0			
3- 0	0- 0	0- 0	HOME	1- 0	0- 0	2- 0			
3- 1	0- 0	0- 0	AWAY	0- 0	0- 1	3- 0			
1- 0	0- 0	0- 0	NEUTRAL	0- 0	0- 0	1- 0			
0- 0	0- 0	0- 0	CONFERENCE	0- 0	0- 0	0- 0			
0- 0	0- 0	0- 0	HOME	0- 0	0- 0	0- 0			
0- 0	0- 0	0- 0	AWAY	0- 0	0- 0	0- 0			
0- 0	0- 0	0- 0	NEUTRAL	0- 0	0- 0	0- 0			

RPI S	Opponent	Score	RPI S	Opponent	Score	RPI S	Opponent	Score	RPI S	Opponent	Score	Team's RPI: 123
						59 H	Western Ill.	76 68	129 A	Northern Ill.	104 114	
									181 A	Loyola Chicago	73 46	
									251 H	Wisconsin	80 63	
									254 A	Illinois St.	68 60	
									274 N	LIU Brooklyn	88 50	
									281 H	North Dakota St.	79 74	
									303 A	Vermont	68 44	
LAST 12 Division I GAMES:												
303 A	Vermont	68 44	251 H	Wisconsin	80 63							
254 A	Illinois St.	68 60	181 A	Loyola Chicago	73 46							
281 H	North Dakota St.	79 74	129 A	Northern Ill.	104 114							
274 N	LIU Brooklyn	88 50	59 H	Western Ill.	76 68							

Non-Div I Games:

Milwaukee

■ Loss,
 ■ Non-Conf, S Site,
 ■ Home
 ■ Away
 N Neutral

Average RPI Win:	136	WON-LOST	WINNING	LAST 10	STRENGTH OF	OPP. STRENGTH	TEAM	ADJ.	CONF.	ADJ CONF.
Average RPI Loss:	27	RECORD	PCT. RANK	GAMES	SCHEDULE	OF SCHEDULE	RPI	RPI	RPI	RPI
DIV. I ONLY	6- 3	97	6- 3	9	88	23	23	6	6	
DIV. I NON-CONF.	6- 3	94	6- 3	10	91	23	23	6	6	
TOTALS	RPI 1-25	RPI 26-50	W-L RECORDS	RPI 51-100	RPI 101-150	RPI 150+				
6- 3	1- 1	0- 2	OVERALL	1- 0	1- 0	3- 0				
4- 1	1- 1	0- 0	HOME	1- 0	0- 0	2- 0				
2- 0	0- 0	0- 0	AWAY	0- 0	1- 0	1- 0				
0- 2	0- 0	0- 2	NEUTRAL	0- 0	0- 0	0- 0				
6- 3	1- 1	0- 2	NON-CONFERENCE	1- 0	1- 0	3- 0				
4- 1	1- 1	0- 0	HOME	1- 0	0- 0	2- 0				
2- 0	0- 0	0- 0	AWAY	0- 0	1- 0	1- 0				
0- 2	0- 0	0- 2	NEUTRAL	0- 0	0- 0	0- 0				
0- 0	0- 0	0- 0	CONFERENCE	0- 0	0- 0	0- 0				
0- 0	0- 0	0- 0	HOME	0- 0	0- 0	0- 0				
0- 0	0- 0	0- 0	AWAY	0- 0	0- 0	0- 0				
0- 0	0- 0	0- 0	NEUTRAL	0- 0	0- 0	0- 0				

RPI 1-25				RPI 26-50				RPI 51-100				RPI 101+			
RPI	S	Opponent	Score	RPI	S	Opponent	Score	RPI	S	Opponent	Score	RPI	S	Opponent	Score
4	H	Georgetown	68 60	30	N	Georgia	58 70	70	H	Harvard	103 87	148	A	VCU	79 69
19	H	Florida St.	61 75	32	N	North Carolina	77 91					163	H	Detroit	111 91
												169	H	Seton Hall	90 57
												259	A	New Mexico	69 65
LAST 12 Division I GAMES:															
19	H	Florida St.	61 75	259	A	New Mexico	69 65								
32	N	North Carolina	77 91	163	H	Detroit	111 91								
30	N	Georgia	58 70	70	H	Harvard	103 87								
169	H	Seton Hall	90 57												
4	H	Georgetown	68 60												
148	A	VCU	79 69												

Non-Div I Games:

Minnesota

Average RPI Win:	131	WON-LOST	WINNING	LAST 10	STRENGTH OF	OPP. STRENGTH	TEAM	ADJ.	CONF.	ADJ CONF.
Average RPI Loss:	0	RECORD	PCT. RANK	GAMES	SCHEDULE	OF SCHEDULE	RPI	RPI	RPI	RPI
DIV. I ONLY	8- 0	1	8- 0	88	29	10	10	1	1	
DIV. I NON-CONF.	8- 0	1	8- 0	88	29	10	10	1	1	
TOTALS	RPI 1-25	RPI 26-50	W-L RECORDS	RPI 51-100	RPI 101-150	RPI 150+				
8- 0	0- 0	1- 0	OVERALL	1- 0	4- 0	2- 0				
1- 0	0- 0	0- 0	HOME	0- 0	1- 0	0- 0				
3- 0	0- 0	0- 0	AWAY	0- 0	2- 0	1- 0				
4- 0	0- 0	1- 0	NEUTRAL	1- 0	1- 0	1- 0				
8- 0	0- 0	1- 0	NON-CONFERENCE	1- 0	4- 0	2- 0				
1- 0	0- 0	0- 0	HOME	0- 0	1- 0	0- 0				
3- 0	0- 0	0- 0	AWAY	0- 0	2- 0	1- 0				
4- 0	0- 0	1- 0	NEUTRAL	1- 0	1- 0	1- 0				
0- 0	0- 0	0- 0	CONFERENCE	0- 0	0- 0	0- 0				
0- 0	0- 0	0- 0	HOME	0- 0	0- 0	0- 0				
0- 0	0- 0	0- 0	AWAY	0- 0	0- 0	0- 0				
0- 0	0- 0	0- 0	NEUTRAL	0- 0	0- 0	0- 0				

RPI	S	Opponent	Score	RPI	S	Opponent	Score	RPI	S	Opponent	Score	RPI	S	Opponent	Score
47	N	Oregon	75 63	99	N	Villanova	108 62	105	A	Maine	87 43	112	A	Iowa St.	85 81
								113	N	Tulane	66 49	140	H	Texas	79 68
								211	N	San Jose St.	88 51	224	A	Hawaii	66 41
LAST 12 Division I GAMES:															
113	N	Tulane	66 49	112	A	Iowa St.	85 81	224	A	Hawaii	66 41	211	N	San Jose St.	88 51
105	A	Maine	87 43	47	N	Oregon	75 63	140	H	Texas	79 68				
99	N	Villanova	108 62												

Non-Div I Games:

Mississippi St.

Average RPI Win:	349	WON-LOST	WINNING	LAST 10	STRENGTH OF	OPP. STRENGTH	TEAM	ADJ.	CONF.	ADJ CONF.
Average RPI Loss:	118	RECORD	PCT. RANK	GAMES	SCHEDULE	OF SCHEDULE	RPI	RPI	RPI	RPI
DIV. I ONLY	1- 4	284	1- 4	7	348	120	120	28	28	
DIV. I NON-CONF.	1- 4	281	1- 4	8	348	119	119	28	28	
TOTALS	RPI 1-25	RPI 26-50	W-L RECORDS	RPI 51-100	RPI 101-150	RPI 150+				
1- 4	0- 1	0- 0	OVERALL	0- 0	0- 1	1- 2				
0- 0	0- 0	0- 0	HOME	0- 0	0- 0	0- 0				
1- 4	0- 0	0- 0	AWAY	0- 0	0- 1	1- 0				
0- 0	0- 0	0- 0	NEUTRAL	0- 0	0- 0	0- 0				
1- 4	0- 1	0- 0	NON-CONFERENCE	0- 0	0- 1	1- 2				
0- 0	0- 0	0- 0	HOME	0- 0	0- 0	0- 0				
1- 4	0- 1	0- 0	AWAY	0- 0	0- 1	1- 2				
0- 0	0- 0	0- 0	NEUTRAL	0- 0	0- 0	0- 0				
0- 0	0- 0	0- 0	CONFERENCE	0- 0	0- 0	0- 0				
0- 0	0- 0	0- 0	HOME	0- 0	0- 0	0- 0				
0- 0	0- 0	0- 0	AWAY	0- 0	0- 0	0- 0				
0- 0	0- 0	0- 0	NEUTRAL	0- 0	0- 0	0- 0				

RPI 1-25				RPI 26-50				RPI 51-100				RPI 101+ Team's RPI: 120			
RPI	S	Opponent	Score	RPI	S	Opponent	Score	RPI	S	Opponent	Score	RPI	S	Opponent	Score
17	A	Baylor	36 101									125	A	Southern Miss.	55 83
												160	A	Alabama	44 93
												168	A	UAB	46 80
												349	A	Northwestern St.	68 64
LAST 12 Division I GAMES:															
125	A	Southern Miss.	55 83	17	A	Baylor	36 101								
168	A	UAB	46 80	160	A	Alabama	44 93								
349	A	Northwestern St.	68 64												

Non-Div I Games: Tougaloo 99 55

Mississippi Val.

Average RPI Win: 142		WON-LOST	WINNING	LAST 10	STRENGTH OF	OPP. STRENGTH	TEAM	ADJ.	CONF.	ADJ CONF.
Average RPI Loss: 51		RECORD	PCT. RANK	GAMES	SCHEDULE	OF SCHEDULE	RPI	RPI	RPI	RPI
DIV. I ONLY		7- 3	90	7- 3	82	53	50	50	1	1
DIV. I NON-CONF.		7- 3	88	7- 3	82	54	51	51	1	1
TOTALS	RPI 1-25		RPI 26-50	W-L RECORDS	RPI 51-100	RPI 101-150		RPI 150+		
7- 3	0- 0		0- 2	OVERALL	1- 1	3- 0		3- 0		
5- 0	0- 0		0- 0	HOME	1- 0	1- 0		3- 0		
1- 2	0- 0		0- 1	AWAY	0- 0	1- 0		0- 0		
1- 1	0- 0		0- 1	NEUTRAL	0- 0	1- 0		0- 0		
7- 3	0- 0		0- 2	NON-CONFERENCE	1- 1	3- 0		3- 0		
5- 0	0- 0		0- 0	HOME	1- 0	1- 0		3- 0		
1- 2	0- 0		0- 1	AWAY	0- 1	1- 0		0- 0		
1- 1	0- 0		0- 1	NEUTRAL	0- 0	1- 0		0- 0		
0- 0	0- 0		0- 0	CONFERENCE	0- 0	0- 0		0- 0		
0- 0	0- 0		0- 0	HOME	0- 0	0- 0		0- 0		
0- 0	0- 0		0- 0	AWAY	0- 0	0- 0		0- 0		
0- 0	0- 0		0- 0	NEUTRAL	0- 0	0- 0		0- 0		

RPI 1-25				RPI 26-50				Team's RPI: 50				RPI 51-100				RPI 101+			
RPI	S	Opponent	Score	RPI	S	Opponent	Score	RPI	S	Opponent	Score	RPI	S	Opponent	Score	RPI	S	Opponent	Score
				26	A	Washington	66 79	59	H	Western Ill.	71 68	108	N	Creighton	72 63				
				45	N	Georgia Tech	70 72	83	A	IUPUI	45 73	130	H	Indiana St.	77 48				
												135	A	Nebraska	55 35				
												165	H	SIUE	72 60				
												196	H	Abilene Christian	52 46				
												201	H	Missouri St.	73 49				
LAST 12 Division I GAMES:																			
				45	N	Georgia Tech	70 72	165	H	SIUE	72 60								
				108	N	Creighton	72 63	83	A	IUPUI	45 73								
				130	H	Indiana St.	77 48	201	H	Missouri St.	73 49								
				26	A	Washington	66 79	59	H	Western Ill.	71 68								
				135	A	Nebraska	55 35												
				196	H	Abilene Christian	52 46												

Non-Div I Games:

Missouri

Average RPI Win:	214	WON-LOST	WINNING	LAST 10	STRENGTH OF	OPP. STRENGTH	TEAM	ADJ.	CONF.	ADJ CONF.
Average RPI Loss:	106	RECORD	PCT. RANK	GAMES	SCHEDULE	OF SCHEDULE	RPI	RPI	RPI	RPI
DIV. I ONLY	1- 6	299	1- 6	85	165	201	201	15	15	
DIV. I NON-CONF.	1- 6	298	1- 6	85	167	204	204	15	15	
TOTALS	RPI 1-25	RPI 26-50	W-L RECORDS	RPI 51-100	RPI 101-150	RPI 150+				
1- 6	0- 0	0- 3	OVERALL	0- 1	0- 1	1- 1				
0- 1	0- 0	0- 0	HOME	0- 1	0- 0	0- 0				
1- 4	0- 0	0- 2	AWAY	0- 0	0- 1	1- 1				
0- 1	0- 0	0- 1	NEUTRAL	0- 0	0- 0	0- 0				
1- 6	0- 0	0- 3	NON-CONFERENCE	0- 1	0- 1	1- 1				
0- 1	0- 0	0- 0	HOME	0- 1	0- 0	0- 0				
1- 4	0- 0	0- 2	AWAY	0- 0	0- 1	1- 1				
0- 1	0- 0	0- 1	NEUTRAL	0- 0	0- 0	0- 0				
0- 0	0- 0	0- 0	CONFERENCE	0- 0	0- 0	0- 0				
0- 0	0- 0	0- 0	HOME	0- 0	0- 0	0- 0				
0- 0	0- 0	0- 0	AWAY	0- 0	0- 0	0- 0				
0- 0	0- 0	0- 0	NEUTRAL	0- 0	0- 0	0- 0				

RPI 1-25				RPI 26-50				RPI 51-100				RPI 101+				Team's RPI: 201	
RPI	S	Opponent	Score	RPI	S	Opponent	Score	RPI	S	Opponent	Score	RPI	S	Opponent	Score		
				44	N	Southern California	67 89	80	H	Little Rock	47 58	134	A	Oral Roberts	56 78		
				46	A	Northwestern	52 75					214	A	Kansas	87 64		
				50	A	Missouri	49 73					283	A	Memphis	60 69		
LAST 12 Division I GAMES:																	
				283	A	Memphis	60 69	134	A	Oral Roberts	56 78						
								50	A	Missouri	49 73						
								80	H	Little Rock	47 58						
								44	N	Southern California	67 89						
								46	A	Northwestern	52 75						
								214	A	Kansas	87 64						

Non-Div I Games: Alas. Anchorage 65 58

Missouri St.

■ Loss,
 ■ Non-Conf,
 ■ S Site,
 ■ H Home
 ■ A Away
 N Neutral

Average RPI Win:	275	WON-LOST	WINNING	LAST 10	STRENGTH OF	OPP. STRENGTH	TEAM	ADJ.	CONF.	ADJ CONF.
Average RPI Loss:	191	RECORD	PCT. RANK	GAMES	SCHEDULE	OF SCHEDULE	RPI	RPI	RPI	RPI
DIV. I ONLY	2- 5	242	2- 5	211	311	246	246	20	20	
DIV. I NON-CONF.	2- 3	210	2- 3	133	335	185	185	20	20	
TOTALS	RPI 1-25	RPI 26-50	W-L RECORDS	RPI 51-100	RPI 101-150	RPI 150+				
2- 5	0- 0	0- 0	OVERALL	0- 2	0- 0	2- 3				
0- 1	0- 0	0- 0	HOME	0- 1	0- 0	0- 0				
2- 3	0- 0	0- 0	AWAY	0- 1	0- 0	2- 0				
0- 1	0- 0	0- 0	NEUTRAL	0- 0	0- 0	0- 1				
2- 3	0- 0	0- 0	NON-CONFERENCE	0- 1	0- 0	2- 2				
0- 1	0- 0	0- 0	HOME	0- 1	0- 0	0- 0				
2- 1	0- 0	0- 0	AWAY	0- 0	0- 0	2- 1				
0- 1	0- 0	0- 0	NEUTRAL	0- 0	0- 0	0- 1				
0- 2	0- 0	0- 0	CONFERENCE	0- 1	0- 0	0- 1				
0- 0	0- 0	0- 0	HOME	0- 0	0- 0	0- 0				
0- 2	0- 0	0- 0	AWAY	0- 1	0- 0	0- 1				
0- 0	0- 0	0- 0	NEUTRAL	0- 0	0- 0	0- 0				

RPI 1-25				RPI 26-50				RPI 51-100				RPI 101+ Team's RPI: 246			
RPI	S	Opponent	Score	RPI	S	Opponent	Score	RPI	S	Opponent	Score	RPI	S	Opponent	Score
								64	A	Niagara	45 66	177	N	Hartford	72 75
								77	H	Clemson	47 60	243	A	Robert Morris	69 56
												306	A	Lehigh	73 62
												317	A	Canisius	54 74
												321	A	St. Francis Brooklyn	78 87
LAST 12 Division I GAMES:															
				317	A	Canisius	54 74	321	A	St. Francis Brooklyn	78 87				
				64	A	Niagara	45 66	243	A	Robert Morris	69 56				
				306	A	Lehigh	73 62								
				177	N	Hartford	72 75								
				77	H	Clemson	47 60								

Non-Div I Games:

Monmouth

 Loss,
 Non-Conf,
S Site,
 Home
 Away
N Neutral

Average RPI Win:	342	WON-LOST	WINNING	LAST 10	STRENGTH OF	OPP. STRENGTH	TEAM	ADJ.	CONF.	ADJ CONF.
Average RPI Loss:	228	RECORD	PCT. RANK	GAMES	SCHEDULE	OF SCHEDULE	RPI	RPI	RPI	RPI
DIV. I ONLY	1- 5	290	1- 5	333	320	345	345	19	19	
DIV. I NON-CONF.	1- 5	289	1- 5	333	319	345	345	19	19	
TOTALS	RPI 1-25	RPI 26-50	W-L RECORDS	RPI 51-100	RPI 101-150	RPI 150+				
1- 5	0- 0	0- 0	OVERALL	0- 1	0- 0	1- 4				
1- 1	0- 0	0- 0	HOME	0- 0	0- 0	1- 1				
0- 2	0- 0	0- 0	AWAY	0- 0	0- 0	0- 2				
0- 2	0- 0	0- 0	NEUTRAL	0- 1	0- 0	0- 1				
1- 5	0- 0	0- 0	NON-CONFERENCE	0- 1	0- 0	1- 4				
1- 1	0- 0	0- 0	HOME	0- 0	0- 0	1- 1				
0- 2	0- 0	0- 0	AWAY	0- 0	0- 0	0- 2				
0- 2	0- 0	0- 0	NEUTRAL	0- 1	0- 0	0- 1				
0- 0	0- 0	0- 0	CONFERENCE	0- 0	0- 0	0- 0				
0- 0	0- 0	0- 0	HOME	0- 0	0- 0	0- 0				
0- 0	0- 0	0- 0	AWAY	0- 0	0- 0	0- 0				
0- 0	0- 0	0- 0	NEUTRAL	0- 0	0- 0	0- 0				

RPI 1-25				RPI 26-50				RPI 51-100				RPI 101+				Team's RPI: 345	
RPI	S	Opponent	Score	RPI	S	Opponent	Score	RPI	S	Opponent	Score	RPI	S	Opponent	Score		
								69	N	South Dakota St.	43	84	189	H	Utah St.	47	65
													227	N	Massachusetts	58	59
													313	A	Seattle U	44	60
													340	A	Cal St. Fullerton	56	72
													342	H	Incarnate Word	61	56
LAST 12 Division I GAMES:																	
				227	N	Massachusetts	58	59	313	A	Seattle U	44	60				
				69	N	South Dakota St.	43	84	340	A	Cal St. Fullerton	56	72				
									189	H	Utah St.	47	65				
									342	H	Incarnate Word	61	56				

Non-Div I Games: Great Falls 66 55

Montana

Average RPI Win: 221		WON-LOST	WINNING	LAST 10	STRENGTH OF	OPP. STRENGTH	TEAM	ADJ.	CONF.	ADJ CONF.
Average RPI Loss: 116		RECORD	PCT. RANK	GAMES	SCHEDULE	OF SCHEDULE	RPI	RPI	RPI	RPI
DIV. I ONLY		3- 3	155	3- 3	84	221	85	85	19	19
DIV. I NON-CONF.		3- 3	154	3- 3	84	221	85	85	19	19
TOTALS	RPI 1-25		RPI 26-50		W-L RECORDS		RPI 51-100		RPI 101-150	RPI 150+
3- 3	0- 1		0- 0		OVERALL		0- 0		1- 1	2- 1
1- 0	0- 0		0- 0		HOME		0- 0		0- 0	1- 0
1- 3	0- 1		0- 0		AWAY		0- 0		0- 1	1- 1
1- 0	0- 0		0- 0		NEUTRAL		0- 0		1- 0	0- 0
3- 3	0- 1		0- 0		NON-CONFERENCE		0- 0		1- 1	2- 1
1- 0	0- 0		0- 0		HOME		0- 0		0- 0	1- 0
1- 3	0- 1		0- 0		AWAY		0- 0		0- 1	1- 1
1- 0	0- 0		0- 0		NEUTRAL		0- 0		1- 0	0- 0
0- 0	0- 0		0- 0		CONFERENCE		0- 0		0- 0	0- 0
0- 0	0- 0		0- 0		HOME		0- 0		0- 0	0- 0
0- 0	0- 0		0- 0		AWAY		0- 0		0- 0	0- 0
0- 0	0- 0		0- 0		NEUTRAL		0- 0		0- 0	0- 0

RPI 1-25					
RPI	S	Opponent	Score		
15	A	Utah	64	74	
RPI 26-50					
RPI	S	Opponent	Score		
RPI 51-100					
RPI	S	Opponent	Score		
Team's RPI: 85					
RPI 101+					
RPI	S	Opponent	Score		
122	N	Santa Clara	77	50	
145	A	UC Davis	62	70	
189	A	Utah St.	56	64	
228	A	Pacific	72	66	
313	H	Seattle U	75	56	
LAST 12 Division I GAMES:					
313	H	Seattle U	75	56	
122	N	Santa Clara	77	50	
228	A	Pacific	72	66	
145	A	UC Davis	62	70	
189	A	Utah St.	56	64	
15	A	Utah	64	74	

Non-Div I Games:	Carroll (MT)	75	44	Great Falls	75	42
------------------	--------------	----	----	-------------	----	----

Montana St.

■ Loss, ■ Non-Conf, S Site, H Home A Away N Neutral

<div> <div> <div>Average RPI Win: 272</div> <div>Average RPI Loss: 78</div> </div> <div> <div>WON-LOST</div> <div>RECORD</div> </div> <div> <div>WINNING</div> <div>PCT. RANK</div> </div> <div> <div>LAST 10</div> <div>GAMES</div> </div> </div>				STRENGTH OF SCHEDULE	OPP. STRENGTH OF SCHEDULE	TEAM RPI	ADJ. RPI	CONF. RPI	ADJ CONF. RPI
DIV. I ONLY				295	62	236	236	29	29
DIV. I NON-CONF.				296	63	237	237	29	29
TOTALS		RPI 1-25	RPI 26-50	W-L RECORDS	RPI 51-100	RPI 101-150	RPI 150+		
4- 3	0- 1		0- 1	OVERALL	0- 0	0- 0	4- 1		
4- 1	0- 0		0- 0	HOME	0- 0	0- 0	4- 1		
0- 2	0- 1		0- 1	AWAY	0- 0	0- 0	0- 0		
0- 0	0- 0		0- 0	NEUTRAL	0- 0	0- 0	0- 0		
4- 3	0- 1		0- 1	NON-CONFERENCE	0- 0	0- 0	4- 1		
4- 1	0- 0		0- 0	HOME	0- 0	0- 0	4- 1		
0- 2	0- 1		0- 1	AWAY	0- 0	0- 0	0- 0		
0- 0	0- 0		0- 0	NEUTRAL	0- 0	0- 0	0- 0		
0- 0	0- 0		0- 0	CONFERENCE	0- 0	0- 0	0- 0		
0- 0	0- 0		0- 0	HOME	0- 0	0- 0	0- 0		
0- 0	0- 0		0- 0	AWAY	0- 0	0- 0	0- 0		
0- 0	0- 0		0- 0	NEUTRAL	0- 0	0- 0	0- 0		

RPI 1-25				RPI 26-50				RPI 51-100				RPI 101+				Team's RPI: 236	
RPI	S	Opponent	Score	RPI	S	Opponent	Score	RPI	S	Opponent	Score	RPI	S	Opponent	Score		
6	A	Kentucky	47 74	40	A	West Virginia	53 94					188	H	Georgia St.	50 68		
												216	H	Miami (OH)	77 43		
												248	H	Eastern Mich.	78 73		
												294	H	Chicago St.	63 55		
												331	H	Lipscomb	73 53		
LAST 12 Division I GAMES:																	
				216	H	Miami (OH)	77 43	331	H	Lipscomb	73 53						
				248	H	Eastern Mich.	78 73	40	A	West Virginia	53 94						
				188	H	Georgia St.	50 68	294	H	Chicago St.	63 55						
								6	A	Kentucky	47 74						

Non-Div I Games:	Ky. Christian	100	52	Alice Lloyd	92	42
------------------	---------------	-----	----	-------------	----	----

Morehead St.

Loss, Non-Conf, S Site, H Home A Away N Neutral

Average RPI Win:	275	WON-LOST	WINNING	LAST 10	STRENGTH OF	OPP. STRENGTH	TEAM	ADJ.	CONF.	ADJ CONF.
Average RPI Loss:	231	RECORD	PCT. RANK	GAMES	SCHEDULE	OF SCHEDULE	RPI	RPI	RPI	RPI
DIV. I ONLY	1- 6	299	1- 6	314	287	326	326	33	33	
DIV. I NON-CONF.	1- 6	298	1- 6	313	287	325	325	33	33	
TOTALS	RPI 1-25	RPI 26-50	W-L RECORDS	RPI 51-100	RPI 101-150	RPI 150+				
1- 6	0- 0	0- 0	OVERALL	0- 0	0- 0	1- 6				
0- 0	0- 0	0- 0	HOME	0- 0	0- 0	0- 0				
1- 5	0- 0	0- 0	AWAY	0- 0	0- 0	1- 5				
0- 1	0- 0	0- 0	NEUTRAL	0- 0	0- 0	0- 1				
1- 6	0- 0	0- 0	NON-CONFERENCE	0- 0	0- 0	1- 6				
0- 0	0- 0	0- 0	HOME	0- 0	0- 0	0- 0				
1- 5	0- 0	0- 0	AWAY	0- 0	0- 0	1- 5				
0- 1	0- 0	0- 0	NEUTRAL	0- 0	0- 0	0- 1				
0- 0	0- 0	0- 0	CONFERENCE	0- 0	0- 0	0- 0				
0- 0	0- 0	0- 0	HOME	0- 0	0- 0	0- 0				
0- 0	0- 0	0- 0	AWAY	0- 0	0- 0	0- 0				
0- 0	0- 0	0- 0	NEUTRAL	0- 0	0- 0	0- 0				

RPI 1-25			RPI 26-50			RPI 51-100			RPI 101+			Team's RPI: 326
RPI	S	Opponent	Score	RPI	S	Opponent	Score	RPI	S	Opponent	Score	
								151	A	Dayton	42	61
								162	A	Saint Louis	43	71
								200	A	Marshall	43	62
								242	A	UMKC	56	64
								275	A	UMBC	69	61
								307	N	Eastern Ky.	58	66
								324	A	Mt. St. Mary's	50	65
LAST 12 Division I GAMES:												
275	A	UMBC	69	61	242	A	UMKC	56	64			
151	A	Dayton	42	61	307	N	Eastern Ky.	58	66			
200	A	Marshall	43	62	162	A	Saint Louis	43	71			
					324	A	Mt. St. Mary's	50	65			

Non-Div I Games: Washington Adventis79 28

Morgan St.

Average RPI Win:	291	WON-LOST	WINNING	LAST 10	STRENGTH OF	OPP. STRENGTH	TEAM	ADJ.	CONF.	ADJ CONF.
Average RPI Loss:	192	RECORD	PCT. RANK	GAMES	SCHEDULE	OF SCHEDULE	RPI	RPI	RPI	RPI
DIV. I ONLY	2- 6	263	2- 6	261	285	324	324	32	32	
DIV. I NON-CONF.	2- 6	261	2- 6	262	285	323	323	32	32	
TOTALS	RPI 1-25	RPI 26-50	W-L RECORDS	RPI 51-100	RPI 101-150	RPI 150+				
2- 6	0- 1	0- 0	OVERALL	0- 0	0- 1	2- 4				
2- 3	0- 0	0- 0	HOME	0- 0	0- 1	2- 2				
0- 3	0- 1	0- 0	AWAY	0- 0	0- 0	0- 2				
0- 0	0- 0	0- 0	NEUTRAL	0- 0	0- 0	0- 0				
2- 6	0- 1	0- 0	NON-CONFERENCE	0- 0	0- 1	2- 4				
2- 3	0- 0	0- 0	HOME	0- 0	0- 1	2- 2				
0- 3	0- 1	0- 0	AWAY	0- 0	0- 0	0- 2				
0- 0	0- 0	0- 0	NEUTRAL	0- 0	0- 0	0- 0				
0- 0	0- 0	0- 0	CONFERENCE	0- 0	0- 0	0- 0				
0- 0	0- 0	0- 0	HOME	0- 0	0- 0	0- 0				
0- 0	0- 0	0- 0	AWAY	0- 0	0- 0	0- 0				
0- 0	0- 0	0- 0	NEUTRAL	0- 0	0- 0	0- 0				

RPI 1-25				RPI 26-50				RPI 51-100				RPI 101+ Team's RPI: 324			
RPI	S	Opponent	Score	RPI	S	Opponent	Score	RPI	S	Opponent	Score	RPI	S	Opponent	Score
14	A	Maryland	42 106									104	H	UMES	52 63
												171	A	Pittsburgh	54 89
												256	H	Coppin St.	54 48
												257	H	Fairfield	57 70
												299	A	Loyola Maryland	53 58
												306	H	Lehigh	57 74
												326	H	Morgan St.	65 50
LAST 12 Division I GAMES:															
256	H	Coppin St.	54 48	104	H	UMES	52 63								
306	H	Lehigh	57 74	299	A	Loyola Maryland	53 58								
257	H	Fairfield	57 70												
14	A	Maryland	42 106												
326	H	Morgan St.	65 50												
171	A	Pittsburgh	54 89												

Non-Div I Games:

Mt. St. Mary's

Average RPI Win: 306		WON-LOST	WINNING	LAST 10	STRENGTH OF	OPP. STRENGTH	TEAM	ADJ.	CONF.	ADJ CONF.
Average RPI Loss: 227		RECORD	PCT. RANK	GAMES	SCHEDULE	OF SCHEDULE	RPI	RPI	RPI	RPI
DIV. I ONLY		3- 4	195	3- 4	338	290	329	329	29	29
DIV. I NON-CONF.		3- 4	195	3- 4	338	290	328	328	29	29
TOTALS	RPI 1-25		RPI 26-50		W-L RECORDS	RPI 51-100	RPI 101-150		RPI 150+	
3- 4	0- 0		0- 0		OVERALL	0- 0	0- 1		3- 3	
3- 1	0- 0		0- 0		HOME	0- 0	0- 0		3- 1	
0- 3	0- 0		0- 0		AWAY	0- 0	0- 1		0- 2	
0- 0	0- 0		0- 0		NEUTRAL	0- 0	0- 0		0- 0	
3- 4	0- 0		0- 0		NON-CONFERENCE	0- 0	0- 1		3- 3	
3- 1	0- 0		0- 0		HOME	0- 0	0- 0		3- 1	
0- 3	0- 0		0- 0		AWAY	0- 0	0- 1		0- 2	
0- 0	0- 0		0- 0		NEUTRAL	0- 0	0- 0		0- 0	
0- 0	0- 0		0- 0		CONFERENCE	0- 0	0- 0		0- 0	
0- 0	0- 0		0- 0		HOME	0- 0	0- 0		0- 0	
0- 0	0- 0		0- 0		AWAY	0- 0	0- 0		0- 0	
0- 0	0- 0		0- 0		NEUTRAL	0- 0	0- 0		0- 0	

RPI 1-25				RPI 26-50				RPI 51-100				RPI 101+				Team's RPI: 329	
RPI	S	Opponent	Score	RPI	S	Opponent	Score	RPI	S	Opponent	Score	RPI	S	Opponent	Score		
												101	A	Ohio	70	79	
												240	A	Southern Ill.	63	70	
												270	H	Evansville	77	82	
												278	H	Alabama A&M	81	49	
												297	A	ETSU	60	79	
												309	H	UNCG	81	70	
												331	H	Lipscomb	79	59	
LAST 12 Division I GAMES:																	
				278	H	Alabama A&M	81 49	270	H	Evansville	77 82						
								297	A	ETSU	60 79						
								101	A	Ohio	70 79						
								331	H	Lipscomb	79 59						
								309	H	UNCG	81 70						
								240	A	Southern Ill.	63 70						

Non-Div I Games:	Eureka	101	59
------------------	--------	-----	----

Murray St.

■ Loss, ■ Non-Conf, S Site, H Home A Away N Neutral

Average RPI Win:	250	WON-LOST	WINNING	LAST 10	STRENGTH OF	OPP. STRENGTH	TEAM	ADJ.	CONF.	ADJ CONF.
Average RPI Loss:	162	RECORD	PCT. RANK	GAMES	SCHEDULE	OF SCHEDULE	RPI	RPI	RPI	RPI
DIV. I ONLY	1- 6	299	1- 6	190	212	308	308	33	33	
DIV. I NON-CONF.	1- 6	298	1- 6	191	212	307	307	33	33	
TOTALS	RPI 1-25	RPI 26-50	W-L RECORDS	RPI 51-100	RPI 101-150	RPI 150+				
1- 6	0- 1	0- 1	OVERALL	0- 0	0- 0	1- 4				
1- 1	0- 1	0- 0	HOME	0- 0	0- 0	1- 0				
0- 2	0- 0	0- 0	AWAY	0- 0	0- 0	0- 2				
0- 3	0- 0	0- 1	NEUTRAL	0- 0	0- 0	0- 2				
1- 6	0- 1	0- 1	NON-CONFERENCE	0- 0	0- 0	1- 4				
1- 1	0- 1	0- 0	HOME	0- 0	0- 0	1- 0				
0- 2	0- 0	0- 0	AWAY	0- 0	0- 0	0- 2				
0- 3	0- 0	0- 1	NEUTRAL	0- 0	0- 0	0- 2				
0- 0	0- 0	0- 0	CONFERENCE	0- 0	0- 0	0- 0				
0- 0	0- 0	0- 0	HOME	0- 0	0- 0	0- 0				
0- 0	0- 0	0- 0	AWAY	0- 0	0- 0	0- 0				
0- 0	0- 0	0- 0	NEUTRAL	0- 0	0- 0	0- 0				

RPI 1-25				RPI 26-50				RPI 51-100				RPI 101+ Team's RPI: 308			
RPI	S	Opponent	Score	RPI	S	Opponent	Score	RPI	S	Opponent	Score	RPI	S	Opponent	Score
13	H	Auburn	36 68	40	N	West Virginia	64 80					170	A	Ga. Southern	50 65
												212	N	Ball St.	57 76
												235	A	Appalachian St.	58 71
												250	H	UT Martin	74 59
												300	N	Marist	64 69
LAST 12 Division I GAMES:															
235	A	Appalachian St.	58 71	250	H	UT Martin	74 59								
300	N	Marist	64 69	170	A	Ga. Southern	50 65								
212	N	Ball St.	57 76												
40	N	West Virginia	64 80												
13	H	Auburn	36 68												

Non-Div I Games:

N.C. A&T

WON-LOST				WINNING		LAST 10		STRENGTH OF		OPP. STRENGTH		TEAM		ADJ.		CONF.		ADJ CONF.	
Average RPI Win: 0		RECORD		PCT. RANK		GAMES		SCHEDULE		OF SCHEDULE		RPI		RPI		RPI		RPI	
DIV. I ONLY		0- 4		324		0- 4		321		276		346		346		33		33	
DIV. I NON-CONF.		0- 4		323		0- 4		320		276		346		346		33		33	
TOTALS		RPI 1-25		RPI 26-50		W-L RECORDS		RPI 51-100		RPI 101-150		RPI 150+							
0- 4		0- 0		0- 0		OVERALL		0- 0		0- 1		0- 3							
0- 1		0- 0		0- 0		HOME		0- 0		0- 0		0- 1							
0- 3		0- 0		0- 0		AWAY		0- 0		0- 1		0- 2							
0- 0		0- 0		0- 0		NEUTRAL		0- 0		0- 0		0- 0							
0- 4		0- 0		0- 0		NON-CONFERENCE		0- 0		0- 1		0- 3							
0- 1		0- 0		0- 0		HOME		0- 0		0- 0		0- 1							
0- 3		0- 0		0- 0		AWAY		0- 0		0- 1		0- 2							
0- 0		0- 0		0- 0		NEUTRAL		0- 0		0- 0		0- 0							
0- 0		0- 0		0- 0		CONFERENCE		0- 0		0- 0		0- 0							
0- 0		0- 0		0- 0		HOME		0- 0		0- 0		0- 0							
0- 0		0- 0		0- 0		AWAY		0- 0		0- 0		0- 0							
0- 0		0- 0		0- 0		NEUTRAL		0- 0		0- 0		0- 0							

RPI 1-25				RPI 26-50				RPI 51-100				RPI 101+				Team's RPI: 346	
RPI	S	Opponent	Score	RPI	S	Opponent	Score	RPI	S	Opponent	Score	RPI	S	Opponent	Score		
												150	A	Old Dominion	52	83	
												204	H	Wofford	54	64	
												249	A	Coastal Caro.	50	66	
												305	A	Campbell	30	61	
LAST 12 Division I GAMES:																	
												204	H	Wofford	54	64	
												150	A	Old Dominion	52	83	
												305	A	Campbell	30	61	
												249	A	Coastal Caro.	50	66	

Non-Div I Games: Johnson & Wales (NC75 38 Pfeiffer

47 50

N.C. Central

■ Loss, ■ Non-Conf, S Site, H Home A Away N Neutral

Average RPI Win:	305	WON-LOST	WINNING	LAST 10	STRENGTH OF	OPP. STRENGTH	TEAM	ADJ.	CONF.	ADJ CONF.
Average RPI Loss:	217	RECORD	PCT. RANK	GAMES	SCHEDULE	OF SCHEDULE	RPI	RPI	RPI	RPI
DIV. I ONLY	2- 6	263	2- 6	319	299	332	332	25	25	
DIV. I NON-CONF.	2- 6	261	2- 6	318	299	332	332	25	25	
TOTALS	RPI 1-25	RPI 26-50	W-L RECORDS	RPI 51-100	RPI 101-150	RPI 150+				
2- 6	0- 0	0- 0	OVERALL	0- 2	0- 0	2- 4				
1- 2	0- 0	0- 0	HOME	0- 0	0- 0	1- 2				
0- 4	0- 0	0- 0	AWAY	0- 2	0- 0	0- 2				
1- 0	0- 0	0- 0	NEUTRAL	0- 0	0- 0	1- 0				
2- 6	0- 0	0- 0	NON-CONFERENCE	0- 2	0- 0	2- 4				
1- 2	0- 0	0- 0	HOME	0- 0	0- 0	1- 2				
0- 4	0- 0	0- 0	AWAY	0- 2	0- 0	0- 2				
1- 0	0- 0	0- 0	NEUTRAL	0- 0	0- 0	1- 0				
0- 0	0- 0	0- 0	CONFERENCE	0- 0	0- 0	0- 0				
0- 0	0- 0	0- 0	HOME	0- 0	0- 0	0- 0				
0- 0	0- 0	0- 0	AWAY	0- 0	0- 0	0- 0				
0- 0	0- 0	0- 0	NEUTRAL	0- 0	0- 0	0- 0				

RPI 1-25				RPI 26-50				RPI 51-100				RPI 101+				Team's RPI: 332	
RPI	S	Opponent	Score	RPI	S	Opponent	Score	RPI	S	Opponent	Score	RPI	S	Opponent	Score		
								68	A	Bucknell	36	67	219	H	Binghamton	44	68
								70	A	Harvard	38	59	274	N	LIU Brooklyn	50	48
													303	A	Vermont	42	64
													306	A	Lehigh	52	84
													334	H	Fairleigh Dickinson	61	66
													336	H	Wagner	68	45
LAST 12 Division I GAMES:																	
				219	H	Binghamton	44	68	68	A	Bucknell	36	67				
				70	A	Harvard	38	59	336	H	Wagner	68	45				
				306	A	Lehigh	52	84									
				274	N	LIU Brooklyn	50	48									
				303	A	Vermont	42	64									
				334	H	Fairleigh Dickinson	61	66									

Non-Div I Games: St. Joseph's (Brkln87 53

NJIT

Average RPI Win:	203	WON-LOST	WINNING	LAST 10	STRENGTH OF	OPP. STRENGTH	TEAM	ADJ.	CONF.	ADJ CONF.
Average RPI Loss:	45	RECORD	PCT. RANK	GAMES	SCHEDULE	OF SCHEDULE	RPI	RPI	RPI	RPI
DIV. I ONLY	6- 3	97	6- 3	124	124	76	76	24	24	
DIV. I NON-CONF.	6- 3	94	6- 3	124	126	76	76	24	24	
TOTALS	RPI 1-25	RPI 26-50	W-L RECORDS	RPI 51-100	RPI 101-150	RPI 150+				
6- 3	0- 0	0- 2	OVERALL	0- 1	2- 0	4- 0				
4- 0	0- 0	0- 0	HOME	0- 0	2- 0	2- 0				
2- 2	0- 0	0- 1	AWAY	0- 1	0- 0	2- 0				
0- 1	0- 0	0- 1	NEUTRAL	0- 0	0- 0	0- 0				
6- 3	0- 0	0- 2	NON-CONFERENCE	0- 1	2- 0	4- 0				
4- 0	0- 0	0- 0	HOME	0- 0	2- 0	2- 0				
2- 2	0- 0	0- 1	AWAY	0- 1	0- 0	2- 0				
0- 1	0- 0	0- 1	NEUTRAL	0- 0	0- 0	0- 0				
0- 0	0- 0	0- 0	CONFERENCE	0- 0	0- 0	0- 0				
0- 0	0- 0	0- 0	HOME	0- 0	0- 0	0- 0				
0- 0	0- 0	0- 0	AWAY	0- 0	0- 0	0- 0				
0- 0	0- 0	0- 0	NEUTRAL	0- 0	0- 0	0- 0				

RPI 1-25				RPI 26-50				RPI 51-100				Team's RPI: 76		RPI 101+			
RPI	S	Opponent	Score	RPI	S	Opponent	Score	RPI	S	Opponent	Score			RPI	S	Opponent	Score
				34	A	Tennessee	55 85	60	A	Wake Forest	65 75			115	H	Hofstra	78 69
				42	N	Arkansas	67 70							147	H	Cleveland St.	88 63
														167	H	Iona	73 68
														213	A	Air Force	64 46
														262	A	Nevada	79 62
														315	H	Liberty	67 66
LAST 12 Division I GAMES:																	
				262	A	Nevada	79 62	315	H	Liberty	67 66						
				167	H	Iona	73 68	147	H	Cleveland St.	88 63						
				115	H	Hofstra	78 69	213	A	Air Force	64 46						
				34	A	Tennessee	55 85	42	N	Arkansas	67 70						
				60	A	Wake Forest	65 75										

Non-Div I Games: Goucher 93 40

Navy

Average RPI Win:	190	WON-LOST	WINNING	LAST 10	STRENGTH OF	OPP. STRENGTH	TEAM	ADJ.	CONF.	ADJ CONF.
Average RPI Loss:	48	RECORD	PCT. RANK	GAMES	SCHEDULE	OF SCHEDULE	RPI	RPI	RPI	RPI
DIV. I ONLY	3- 6	229	3- 6	17	166	135	135	6	6	
DIV. I NON-CONF.	3- 6	230	3- 6	17	168	136	136	6	6	
TOTALS	RPI 1-25	RPI 26-50	W-L RECORDS	RPI 51-100	RPI 101-150	RPI 150+				
3- 6	0- 0	0- 5	OVERALL	0- 1	1- 0	2- 0				
3- 3	0- 0	0- 3	HOME	0- 0	1- 0	2- 0				
0- 1	0- 0	0- 1	AWAY	0- 0	0- 0	0- 0				
0- 2	0- 0	0- 1	NEUTRAL	0- 1	0- 0	0- 0				
3- 6	0- 0	0- 5	NON-CONFERENCE	0- 1	1- 0	2- 0				
3- 3	0- 0	0- 3	HOME	0- 0	1- 0	2- 0				
0- 1	0- 0	0- 1	AWAY	0- 0	0- 0	0- 0				
0- 2	0- 0	0- 1	NEUTRAL	0- 1	0- 0	0- 0				
0- 0	0- 0	0- 0	CONFERENCE	0- 0	0- 0	0- 0				
0- 0	0- 0	0- 0	HOME	0- 0	0- 0	0- 0				
0- 0	0- 0	0- 0	AWAY	0- 0	0- 0	0- 0				
0- 0	0- 0	0- 0	NEUTRAL	0- 0	0- 0	0- 0				

RPI 1-25				RPI 26-50				RPI 51-100				RPI 101+				Team's RPI: 135	
RPI	S	Opponent	Score	RPI	S	Opponent	Score	RPI	S	Opponent	Score	RPI	S	Opponent	Score		
				29	H	California	65 86	100	N	Virginia	51 73	116	H	Colorado St.	62 59		
				33	A	Virginia Tech	67 76					191	H	Omaha	66 58		
				37	N	Washington St.	65 79					264	H	UTRGV	71 53		
				41	H	Drake	70 84										
				50	H	Missouri	35 55										
LAST 12 Division I GAMES:																	
				41	H	Drake	70 84	29	H	California	65 86						
				50	H	Missouri	35 55	33	A	Virginia Tech	67 76						
				264	H	UTRGV	71 53	100	N	Virginia	51 73						
								37	N	Washington St.	65 79						
								191	H	Omaha	66 58						
								116	H	Colorado St.	62 59						

Non-Div I Games:

Nebraska

Average RPI Win:	278	WON-LOST	WINNING	LAST 10	STRENGTH OF	OPP. STRENGTH	TEAM	ADJ.	CONF.	ADJ CONF.
Average RPI Loss:	131	RECORD	PCT. RANK	GAMES	SCHEDULE	OF SCHEDULE	RPI	RPI	RPI	RPI
DIV. I ONLY	4- 4	155	4- 4	293	119	262	262	9	9	
DIV. I NON-CONF.	4- 4	154	4- 4	294	121	261	261	9	9	
TOTALS	RPI 1-25	RPI 26-50	W-L RECORDS	RPI 51-100	RPI 101-150	RPI 150+				
4- 4	0- 1	0- 0	OVERALL	0- 1	0- 0	4- 2				
2- 4	0- 1	0- 0	HOME	0- 1	0- 0	2- 2				
2- 0	0- 0	0- 0	AWAY	0- 0	0- 0	2- 0				
0- 0	0- 0	0- 0	NEUTRAL	0- 0	0- 0	0- 0				
4- 4	0- 1	0- 0	NON-CONFERENCE	0- 1	0- 0	4- 2				
2- 4	0- 1	0- 0	HOME	0- 1	0- 0	2- 2				
2- 0	0- 0	0- 0	AWAY	0- 0	0- 0	2- 0				
0- 0	0- 0	0- 0	NEUTRAL	0- 0	0- 0	0- 0				
0- 0	0- 0	0- 0	CONFERENCE	0- 0	0- 0	0- 0				
0- 0	0- 0	0- 0	HOME	0- 0	0- 0	0- 0				
0- 0	0- 0	0- 0	AWAY	0- 0	0- 0	0- 0				
0- 0	0- 0	0- 0	NEUTRAL	0- 0	0- 0	0- 0				

RPI	S	Opponent	Score	RPI	S	Opponent	Score	RPI	S	Opponent	Score	RPI	S	Opponent	Score	Team's RPI: 262
15	H	Utah	50 80					76	H	Navy	62 79	154	H	Long Beach St.	93 97	
												203	H	Portland	72 59	
												279	H	UC Irvine	59 72	
												282	A	Sacramento St.	99 95	
												283	H	Memphis	75 67	
												343	A	Pepperdine	69 60	
LAST 12 Division I GAMES:																
15	H	Utah	50 80	343	A	Pepperdine	69 60									
279	H	UC Irvine	59 72	282	A	Sacramento St.	99 95									
283	H	Memphis	75 67	203	H	Portland	72 59									
76	H	Navy	62 79	154	H	Long Beach St.	93 97									

Non-Div I Games:

Nevada

New Hampshire

Through Games Of Dec. 7, 2016

Average RPI Win:	268	WON-LOST	WINNING	LAST 10	STRENGTH OF	OPP. STRENGTH	TEAM	ADJ.	CONF.	ADJ CONF.
Average RPI Loss:	65	RECORD	PCT. RANK	GAMES	SCHEDULE	OF SCHEDULE	RPI	RPI	RPI	RPI
DIV. I ONLY	5- 2	76	5- 2	308	95	141	141	21	21	
DIV. I NON-CONF.	5- 2	75	5- 2	307	97	142	142	21	21	
TOTALS	RPI 1-25	RPI 26-50	W-L RECORDS	RPI 51-100	RPI 101-150	RPI 150+				
5- 2	0- 1	0- 0	OVERALL	0- 0	0- 1	5- 0				
2- 0	0- 0	0- 0	HOME	0- 0	0- 0	2- 0				
3- 2	0- 1	0- 0	AWAY	0- 0	0- 1	3- 0				
0- 0	0- 0	0- 0	NEUTRAL	0- 0	0- 0	0- 0				
5- 2	0- 1	0- 0	NON-CONFERENCE	0- 0	0- 1	5- 0				
2- 0	0- 0	0- 0	HOME	0- 0	0- 0	2- 0				
3- 2	0- 1	0- 0	AWAY	0- 0	0- 1	3- 0				
0- 0	0- 0	0- 0	NEUTRAL	0- 0	0- 0	0- 0				
0- 0	0- 0	0- 0	CONFERENCE	0- 0	0- 0	0- 0				
0- 0	0- 0	0- 0	HOME	0- 0	0- 0	0- 0				
0- 0	0- 0	0- 0	AWAY	0- 0	0- 0	0- 0				
0- 0	0- 0	0- 0	NEUTRAL	0- 0	0- 0	0- 0				

RPI 1-25				RPI 26-50				RPI 51-100				RPI 101+				Team's RPI: 141	
RPI	S	Opponent	Score	RPI	S	Opponent	Score	RPI	S	Opponent	Score	RPI	S	Opponent	Score		
6	A	Kentucky	43 92									124	A	Cornell	56 61		
												153	H	Bryant	62 60		
												252	A	Siena	77 67		
												272	A	Northeastern	66 63		
												325	A	Boston U.	59 51		
												336	H	Wagner	73 40		
LAST 12 Division I GAMES:																	
				325	A	Boston U.	59 51					252	A	Siena	77 67		
				336	H	Wagner	73 40					272	A	Northeastern	66 63		
				153	H	Bryant	62 60										
				6	A	Kentucky	43 92										
				124	A	Cornell	56 61										

Non-Div I Games: New England Col. 58 38

New Hampshire

■ Loss,
 ■ Non-Conf,
 ■ S Site,
 ■ H Home
 ■ A Away
 N Neutral

Average RPI Win:	231	WON-LOST	WINNING	LAST 10	STRENGTH OF	OPP. STRENGTH	TEAM	ADJ.	CONF.	ADJ CONF.
Average RPI Loss:	146	RECORD	PCT. RANK	GAMES	SCHEDULE	OF SCHEDULE	RPI	RPI	RPI	RPI
DIV. I ONLY	3- 5	214	3- 5	187	207	259	259	9	9	
DIV. I NON-CONF.	3- 5	217	3- 5	190	207	257	257	9	9	
TOTALS	RPI 1-25	RPI 26-50	W-L RECORDS	RPI 51-100	RPI 101-150	RPI 150+				
3- 5	0- 1	0- 0	OVERALL	1- 1	0- 0	2- 3				
3- 3	0- 1	0- 0	HOME	1- 0	0- 0	2- 2				
0- 2	0- 0	0- 0	AWAY	0- 1	0- 0	0- 1				
0- 0	0- 0	0- 0	NEUTRAL	0- 0	0- 0	0- 0				
3- 5	0- 1	0- 0	NON-CONFERENCE	1- 1	0- 0	2- 3				
3- 3	0- 1	0- 0	HOME	1- 0	0- 0	2- 2				
0- 2	0- 0	0- 0	AWAY	0- 1	0- 0	0- 1				
0- 0	0- 0	0- 0	NEUTRAL	0- 0	0- 0	0- 0				
0- 0	0- 0	0- 0	CONFERENCE	0- 0	0- 0	0- 0				
0- 0	0- 0	0- 0	HOME	0- 0	0- 0	0- 0				
0- 0	0- 0	0- 0	AWAY	0- 0	0- 0	0- 0				
0- 0	0- 0	0- 0	NEUTRAL	0- 0	0- 0	0- 0				

RPI 1-25				RPI 26-50				RPI 51-100				RPI 101+ Team's RPI: 259			
RPI	S	Opponent	Score	RPI	S	Opponent	Score	RPI	S	Opponent	Score	RPI	S	Opponent	Score
23	H	Minnesota	65 69					56	A	Texas Tech	58 69	159	H	Tulsa	64 67
								75	H	SMU	64 49	209	H	Saint Joseph's	67 79
												285	A	New Mexico St.	70 77
												285	H	New Mexico St.	84 55
												334	H	Fairleigh Dickinson	83 56
LAST 12 Division I GAMES:															
23	H	Minnesota	65 69	75	H	SMU	64 49	285	A	New Mexico St.	70 77				
334	H	Fairleigh Dickinson	83 56	209	H	Saint Joseph's	67 79	159	H	Tulsa	64 67				
				56	A	Texas Tech	58 69	285	H	New Mexico St.	84 55				

Non-Div I Games:

New Mexico

■ Loss,
 ■ Non-Conf, S Site,
 ■ Home
 ■ Away
 N Neutral

Average RPI Win:	274	WON-LOST	WINNING	LAST 10	STRENGTH OF	OPP. STRENGTH	TEAM	ADJ.	CONF.	ADJ CONF.
Average RPI Loss:	203	RECORD	PCT. RANK	GAMES	SCHEDULE	OF SCHEDULE	RPI	RPI	RPI	RPI
DIV. I ONLY	4- 3	133	4- 3	336	190	285	285	31	31	
DIV. I NON-CONF.	4- 3	135	4- 3	336	190	283	283	31	31	
TOTALS	RPI 1-25	RPI 26-50	W-L RECORDS	RPI 51-100	RPI 101-150	RPI 150+				
4- 3	0- 0	0- 0	OVERALL	0- 0	0- 1	4- 2				
3- 1	0- 0	0- 0	HOME	0- 0	0- 1	3- 0				
0- 2	0- 0	0- 0	AWAY	0- 0	0- 0	0- 2				
1- 0	0- 0	0- 0	NEUTRAL	0- 0	0- 0	1- 0				
4- 3	0- 0	0- 0	NON-CONFERENCE	0- 0	0- 1	4- 2				
3- 1	0- 0	0- 0	HOME	0- 0	0- 1	3- 0				
0- 2	0- 0	0- 0	AWAY	0- 0	0- 0	0- 2				
1- 0	0- 0	0- 0	NEUTRAL	0- 0	0- 0	1- 0				
0- 0	0- 0	0- 0	CONFERENCE	0- 0	0- 0	0- 0				
0- 0	0- 0	0- 0	HOME	0- 0	0- 0	0- 0				
0- 0	0- 0	0- 0	AWAY	0- 0	0- 0	0- 0				
0- 0	0- 0	0- 0	NEUTRAL	0- 0	0- 0	0- 0				

RPI 1-25				RPI 26-50				RPI 51-100				RPI 101+				Team's RPI: 285	
RPI	S	Opponent	Score	RPI	S	Opponent	Score	RPI	S	Opponent	Score	RPI	S	Opponent	Score		
												126	H	Arizona	63	74	
												211	H	San Jose St.	66	55	
												224	A	Hawaii	53	56	
												259	A	New Mexico	55	84	
												259	H	New Mexico	77	70	
												282	N	Sacramento St.	99	73	
												343	H	Pepperdine	75	66	

Non-Div I Games: N.M. Highlands 94 37

New Mexico St.

Average RPI Win:	260	WON-LOST	WINNING	LAST 10	STRENGTH OF	OPP. STRENGTH	TEAM	ADJ.	CONF.	ADJ CONF.
Average RPI Loss:	123	RECORD	PCT. RANK	GAMES	SCHEDULE	OF SCHEDULE	RPI	RPI	RPI	RPI
DIV. I ONLY	2- 4	229	2- 4	20	344	131	131	27	27	
DIV. I NON-CONF.	2- 4	230	2- 4	20	344	131	131	27	27	
TOTALS	RPI 1-25	RPI 26-50	W-L RECORDS	RPI 51-100	RPI 101-150	RPI 150+				
2- 4	0- 0	0- 0	OVERALL	0- 1	0- 2	2- 1				
1- 1	0- 0	0- 0	HOME	0- 1	0- 0	1- 0				
1- 3	0- 0	0- 0	AWAY	0- 0	0- 2	1- 1				
0- 0	0- 0	0- 0	NEUTRAL	0- 0	0- 0	0- 0				
2- 4	0- 0	0- 0	NON-CONFERENCE	0- 1	0- 2	2- 1				
1- 1	0- 0	0- 0	HOME	0- 1	0- 0	1- 0				
1- 3	0- 0	0- 0	AWAY	0- 0	0- 2	1- 1				
0- 0	0- 0	0- 0	NEUTRAL	0- 0	0- 0	0- 0				
0- 0	0- 0	0- 0	CONFERENCE	0- 0	0- 0	0- 0				
0- 0	0- 0	0- 0	HOME	0- 0	0- 0	0- 0				
0- 0	0- 0	0- 0	AWAY	0- 0	0- 0	0- 0				
0- 0	0- 0	0- 0	NEUTRAL	0- 0	0- 0	0- 0				

RPI 1-25				RPI 26-50				RPI 51-100				RPI 101+				Team's RPI: 131	
RPI	S	Opponent	Score	RPI	S	Opponent	Score	RPI	S	Opponent	Score	RPI	S	Opponent	Score		
								94	H	South Ala.	62	65	112	A	Iowa St.	63	100
													125	A	Southern Miss.	53	78
													160	A	Alabama	57	78
													247	A	Jacksonville St.	81	79
													273	H	Texas Southern	63	57
LAST 12 Division I GAMES:																	
				125	A	Southern Miss.	53	78	112	A	Iowa St.	63	100				
				160	A	Alabama	57	78	273	H	Texas Southern	63	57				
									247	A	Jacksonville St.	81	79				
									94	H	South Ala.	62	65				

Non-Div I Games: Blue Mountain 75 37

New Orleans

Average RPI Win:	194	WON-LOST	WINNING	LAST 10	STRENGTH OF	OPP. STRENGTH	TEAM	ADJ.	CONF.	ADJ CONF.
Average RPI Loss:	36	RECORD	PCT. RANK	GAMES	SCHEDULE	OF SCHEDULE	RPI	RPI	RPI	RPI
DIV. I ONLY	4- 4	155	4- 4	16	147	64	64	20	20	
DIV. I NON-CONF.	3- 3	154	3- 3	5	110	28	28	20	20	
TOTALS	RPI 1-25	RPI 26-50	W-L RECORDS	RPI 51-100	RPI 101-150	RPI 150+				
4- 4	0- 3	0- 0	OVERALL	0- 1	1- 0	3- 0				
3- 2	0- 1	0- 0	HOME	0- 1	0- 0	3- 0				
1- 2	0- 2	0- 0	AWAY	0- 0	1- 0	0- 0				
0- 0	0- 0	0- 0	NEUTRAL	0- 0	0- 0	0- 0				
3- 3	0- 3	0- 0	NON-CONFERENCE	0- 0	1- 0	2- 0				
2- 1	0- 1	0- 0	HOME	0- 0	0- 0	2- 0				
1- 2	0- 2	0- 0	AWAY	0- 0	1- 0	0- 0				
0- 0	0- 0	0- 0	NEUTRAL	0- 0	0- 0	0- 0				
1- 1	0- 0	0- 0	CONFERENCE	0- 1	0- 0	1- 0				
1- 1	0- 0	0- 0	HOME	0- 1	0- 0	1- 0				
0- 0	0- 0	0- 0	AWAY	0- 0	0- 0	0- 0				
0- 0	0- 0	0- 0	NEUTRAL	0- 0	0- 0	0- 0				

RPI	S	Opponent	Score
12	A	Buffalo	63 73
14	H	Maryland	64 96
24	A	Michigan	35 107

RPI	S	Opponent	Score
-----	---	----------	-------

RPI	S	Opponent	Score
95	H	Rider	58 78

RPI	S	Opponent	Score
147	A	Cleveland St.	67 49
177	H	Hartford	75 62
206	H	St. Bonaventure	65 43
246	H	Monmouth	66 45

LAST 12 Division I GAMES:

177	H	Hartford	75 62	14	H	Maryland	64 96
95	H	Rider	58 78	12	A	Buffalo	63 73
246	H	Monmouth	66 45	24	A	Michigan	35 107
147	A	Cleveland St.	67 49	206	H	St. Bonaventure	65 43

Non-Div I Games:

Niagara

Average RPI Win:	324	WON-LOST	WINNING	LAST 10	STRENGTH OF	OPP. STRENGTH	TEAM	ADJ.	CONF.	ADJ CONF.
Average RPI Loss:	134	RECORD	PCT. RANK	GAMES	SCHEDULE	OF SCHEDULE	RPI	RPI	RPI	RPI
DIV. I ONLY	4- 4	155	1- 0	344	257	301	301	27	27	
DIV. I NON-CONF.	4- 4	154	1- 0	344	257	299	299	27	27	
TOTALS	RPI 1-25	RPI 26-50	W-L RECORDS	RPI 51-100	RPI 101-150	RPI 150+				
4- 4	0- 0	0- 0	OVERALL	0- 1	0- 2	4- 1				
3- 0	0- 0	0- 0	HOME	0- 0	0- 0	3- 0				
1- 3	0- 0	0- 0	AWAY	0- 0	0- 0	1- 1				
0- 1	0- 0	0- 0	NEUTRAL	0- 0	0- 1	0- 0				
4- 4	0- 0	0- 0	NON-CONFERENCE	0- 1	0- 2	4- 1				
3- 0	0- 0	0- 0	HOME	0- 0	0- 0	3- 0				
1- 3	0- 0	0- 0	AWAY	0- 1	0- 1	1- 1				
0- 1	0- 0	0- 0	NEUTRAL	0- 0	0- 1	0- 0				
0- 0	0- 0	0- 0	CONFERENCE	0- 0	0- 0	0- 0				
0- 0	0- 0	0- 0	HOME	0- 0	0- 0	0- 0				
0- 0	0- 0	0- 0	AWAY	0- 0	0- 0	0- 0				
0- 0	0- 0	0- 0	NEUTRAL	0- 0	0- 0	0- 0				

RPI 1-25			RPI 26-50			RPI 51-100			RPI 101+			Team's RPI: 301
RPI	S	Opponent	Score	RPI	S	Opponent	Score	RPI	S	Opponent	Score	
						96 A Jacksonville	71 76			118 A Gonzaga	46 78	
										138 N North Florida	74 77	
										182 A Prairie View	67 69	
										276 A Grambling	71 60	
										322 H Jackson St.	83 76	
										348 H La.-Monroe	73 54	
										348 H La.-Monroe	73 54	
LAST 12 Division I GAMES:												
		138 N North Florida	74 77			348 H La.-Monroe	73 54					
		96 A Jacksonville	71 76			276 A Grambling	71 60					
		322 H Jackson St.	83 76									
		348 H La.-Monroe	73 54									
		182 A Prairie View	67 69									
		118 A Gonzaga	46 78									

Non-Div I Games:

Nicholls St.

Average RPI Win:	291	WON-LOST	WINNING	LAST 10	STRENGTH OF	OPP. STRENGTH	TEAM	ADJ.	CONF.	ADJ CONF.
Average RPI Loss:	146	RECORD	PCT. RANK	GAMES	SCHEDULE	OF SCHEDULE	RPI	RPI	RPI	RPI
DIV. I ONLY	3- 4	195	3- 4	277	196	197	197	33	33	
DIV. I NON-CONF.	3- 4	195	3- 4	278	197	200	200	33	33	
TOTALS	RPI 1-25	RPI 26-50	W-L RECORDS	RPI 51-100	RPI 101-150	RPI 150+				
3- 4	0- 0	0- 0	OVERALL	0- 1	0- 1	3- 2				
0- 0	0- 0	0- 0	HOME	0- 0	0- 0	0- 0				
3- 3	0- 0	0- 0	AWAY	0- 1	0- 1	3- 1				
0- 1	0- 0	0- 0	NEUTRAL	0- 0	0- 0	0- 1				
3- 4	0- 0	0- 0	NON-CONFERENCE	0- 1	0- 1	3- 2				
0- 0	0- 0	0- 0	HOME	0- 0	0- 0	0- 0				
3- 3	0- 0	0- 0	AWAY	0- 1	0- 1	3- 1				
0- 1	0- 0	0- 0	NEUTRAL	0- 0	0- 0	0- 1				
0- 0	0- 0	0- 0	CONFERENCE	0- 0	0- 0	0- 0				
0- 0	0- 0	0- 0	HOME	0- 0	0- 0	0- 0				
0- 0	0- 0	0- 0	AWAY	0- 0	0- 0	0- 0				
0- 0	0- 0	0- 0	NEUTRAL	0- 0	0- 0	0- 0				

RPI 1-25				RPI 26-50				RPI 51-100				RPI 101+				Team's RPI: 197	
RPI	S	Opponent	Score	RPI	S	Opponent	Score	RPI	S	Opponent	Score	RPI	S	Opponent	Score		
								92	A	George Mason	33 60	150	A	Old Dominion	54 65		
												164	A	UNCW	56 64		
												177	N	Hartford	51 61		
												280	A	High Point	63 60		
												288	A	Longwood	85 56		
												306	A	Lehigh	81 57		
LAST 12 Division I GAMES:																	
				164	A	UNCW	56 64	288	A	Longwood	85 56						
								280	A	High Point	63 60						
								177	N	Hartford	51 61						
								306	A	Lehigh	81 57						
								92	A	George Mason	33 60						
								150	A	Old Dominion	54 65						

Non-Div I Games: Saint Augustine's 99 59

Norfolk St.

Average RPI Win:	155	WON-LOST	WINNING	LAST 10	STRENGTH OF	OPP. STRENGTH	TEAM	ADJ.	CONF.	ADJ CONF.
Average RPI Loss:	8	RECORD	PCT. RANK	GAMES	SCHEDULE	OF SCHEDULE	RPI	RPI	RPI	RPI
DIV. I ONLY	8- 1	22	1- 0	127	25	32	32	3	3	
DIV. I NON-CONF.	8- 1	22	1- 0	127	25	33	33	3	3	
TOTALS	RPI 1-25	RPI 26-50	W-L RECORDS	RPI 51-100	RPI 101-150	RPI 150+				
8- 1	1- 1	1- 0	OVERALL	1- 0	1- 0	4- 0				
6- 0	0- 0	1- 0	HOME	1- 0	1- 0	3- 0				
1- 0	0- 0	0- 0	AWAY	0- 0	0- 0	1- 0				
1- 1	1- 1	0- 0	NEUTRAL	0- 0	0- 0	0- 0				
8- 1	1- 1	1- 0	NON-CONFERENCE	1- 0	1- 0	4- 0				
6- 0	0- 0	1- 0	HOME	1- 0	1- 0	3- 0				
1- 0	0- 0	0- 0	AWAY	0- 0	0- 0	1- 0				
1- 1	1- 1	0- 0	NEUTRAL	0- 0	0- 0	0- 0				
0- 0	0- 0	0- 0	CONFERENCE	0- 0	0- 0	0- 0				
0- 0	0- 0	0- 0	HOME	0- 0	0- 0	0- 0				
0- 0	0- 0	0- 0	AWAY	0- 0	0- 0	0- 0				
0- 0	0- 0	0- 0	NEUTRAL	0- 0	0- 0	0- 0				

RPI 1-25				RPI 26-50				Team's RPI: 32				RPI 51-100				RPI 101+			
RPI	S	Opponent	Score	RPI	S	Opponent	Score	RPI	S	Opponent	Score	RPI	S	Opponent	Score	RPI	S	Opponent	Score
8	N	South Fla.	55 83	38	H	Elon	78 73	68	H	Bucknell	65 50	106	H	Charleston So.	93 77				
23	N	Minnesota	91 77									200	H	Marshall	75 53				
												251	A	Wisconsin	72 59				
												277	H	Alabama St.	84 54				
												278	H	Alabama A&M	80 35				
LAST 12 Division I GAMES:																			
23	N	Minnesota	91 77	106	H	Charleston So.	93 77												
200	H	Marshall	75 53	68	H	Bucknell	65 50												
38	H	Elon	78 73	278	H	Alabama A&M	80 35												
251	A	Wisconsin	72 59	277	H	Alabama St.	84 54												
8	N	South Fla.	55 83																

Non-Div I Games:

North Carolina

■ Loss,
 ■ Non-Conf, S Site,
 ■ Home
 ■ Away
 N Neutral

Average RPI Win:	154	WON-LOST	WINNING	LAST 10	STRENGTH OF	OPP. STRENGTH	TEAM	ADJ.	CONF.	ADJ CONF.
Average RPI Loss:	8	RECORD	PCT. RANK	GAMES	SCHEDULE	OF SCHEDULE	RPI	RPI	RPI	RPI
DIV. I ONLY	7- 2	49	7- 2	72	68	49	49	3	3	
DIV. I NON-CONF.	7- 2	49	7- 2	73	70	50	50	3	3	
TOTALS	RPI 1-25	RPI 26-50	W-L RECORDS	RPI 51-100	RPI 101-150	RPI 150+				
7- 2	0- 2	0- 0	OVERALL	2- 0	2- 0	3- 0				
6- 0	0- 0	0- 0	HOME	2- 0	2- 0	2- 0				
0- 0	0- 0	0- 0	AWAY	0- 0	0- 0	0- 0				
1- 2	0- 2	0- 0	NEUTRAL	0- 0	0- 0	1- 0				
7- 2	0- 2	0- 0	NON-CONFERENCE	2- 0	2- 0	3- 0				
6- 0	0- 0	0- 0	HOME	2- 0	2- 0	2- 0				
0- 0	0- 0	0- 0	AWAY	0- 0	0- 0	0- 0				
1- 2	0- 2	0- 0	NEUTRAL	0- 0	0- 0	1- 0				
0- 0	0- 0	0- 0	CONFERENCE	0- 0	0- 0	0- 0				
0- 0	0- 0	0- 0	HOME	0- 0	0- 0	0- 0				
0- 0	0- 0	0- 0	AWAY	0- 0	0- 0	0- 0				
0- 0	0- 0	0- 0	NEUTRAL	0- 0	0- 0	0- 0				

RPI 1-25				RPI 26-50		Team's RPI: 49		RPI 51-100				RPI 101+			
RPI	S	Opponent	Score	RPI	S	Opponent	Score	RPI	S	Opponent	Score	RPI	S	Opponent	Score
7	N	LSU	58 59					82	H	Indiana	84 70	104	H	UMES	77 58
9	N	Kansas St.	50 67					91	H	Hampton	81 56	138	H	North Florida	78 52
												194	H	Col. of Charleston	91 47
												204	H	Wofford	80 40
												265	N	UTEP	71 55
LAST 12 Division I GAMES:															
		7 N LSU	58 59			138 H North Florida	78 52								
		265 N UTEP	71 55			82 H Indiana	84 70								
		9 N Kansas St.	50 67			204 H Wofford	80 40								
		104 H UMES	77 58												
		194 H Col. of Charleston	91 47												
		91 H Hampton	81 56												

Non-Div I Games:

North Carolina St.

North Dakota

Through Games Of Dec. 7, 2016

Average RPI Win:	178	WON-LOST	WINNING	LAST 10	STRENGTH OF	OPP. STRENGTH	TEAM	ADJ.	CONF.	ADJ CONF.
Average RPI Loss:	87	RECORD	PCT. RANK	GAMES	SCHEDULE	OF SCHEDULE	RPI	RPI	RPI	RPI
DIV. I ONLY	1- 5	290	1- 5	74	92	230	230	19	19	
DIV. I NON-CONF.	1- 5	289	1- 5	75	94	231	231	19	19	
TOTALS	RPI 1-25	RPI 26-50	W-L RECORDS	RPI 51-100	RPI 101-150	RPI 150+				
1- 5	0- 0	0- 1	OVERALL	0- 3	0- 0	1- 1				
1- 3	0- 0	0- 1	HOME	0- 2	0- 0	1- 0				
0- 2	0- 0	0- 0	AWAY	0- 1	0- 0	0- 1				
0- 0	0- 0	0- 0	NEUTRAL	0- 0	0- 0	0- 0				
1- 5	0- 0	0- 1	NON-CONFERENCE	0- 3	0- 0	1- 1				
1- 3	0- 0	0- 1	HOME	0- 2	0- 0	1- 0				
0- 2	0- 0	0- 0	AWAY	0- 1	0- 0	0- 1				
0- 0	0- 0	0- 0	NEUTRAL	0- 0	0- 0	0- 0				
0- 0	0- 0	0- 0	CONFERENCE	0- 0	0- 0	0- 0				
0- 0	0- 0	0- 0	HOME	0- 0	0- 0	0- 0				
0- 0	0- 0	0- 0	AWAY	0- 0	0- 0	0- 0				
0- 0	0- 0	0- 0	NEUTRAL	0- 0	0- 0	0- 0				

RPI 1-25			RPI 26-50			RPI 51-100			RPI 101+			Team's RPI: 230
RPI	S	Opponent	Score	RPI	S	Opponent	Score	RPI	S	Opponent	Score	Score
				41	H	Drake	91 99	54	H	Iowa	60 75	178 H San Francisco 71 63
								56	A	Texas Tech	80 90	214 A Kansas 71 76
								69	H	South Dakota St.	72 83	
LAST 12 Division I GAMES:												
				41	H	Drake	91 99	69	H	South Dakota St.	72 83	
								178	H	San Francisco	71 63	
								214	A	Kansas	71 76	
								54	H	Iowa	60 75	
								56	A	Texas Tech	80 90	

Non-Div I Games: Mayville St. 70 43

North Dakota

Loss, Non-Conf, S Site, H Home A Away N Neutral

Average RPI Win:	0	WON-LOST	WINNING	LAST 10	STRENGTH OF	OPP. STRENGTH	TEAM	ADJ.	CONF.	ADJ CONF.
Average RPI Loss:	163	RECORD	PCT. RANK	GAMES	SCHEDULE	OF SCHEDULE	RPI	RPI	RPI	RPI
DIV. I ONLY	0- 8	324	0- 8	36	336	281	281	14	14	
DIV. I NON-CONF.	0- 8	323	0- 8	36	336	279	279	14	14	
TOTALS	RPI 1-25	RPI 26-50	W-L RECORDS	RPI 51-100	RPI 101-150	RPI 150+				
0- 8	0- 0	0- 1	OVERALL	0- 1	0- 1	0- 5				
0- 2	0- 0	0- 1	HOME	0- 0	0- 0	0- 1				
0- 5	0- 0	0- 0	AWAY	0- 1	0- 1	0- 3				
0- 1	0- 0	0- 0	NEUTRAL	0- 0	0- 0	0- 1				
0- 8	0- 0	0- 1	NON-CONFERENCE	0- 1	0- 1	0- 5				
0- 2	0- 0	0- 1	HOME	0- 0	0- 0	0- 1				
0- 5	0- 0	0- 0	AWAY	0- 1	0- 1	0- 3				
0- 1	0- 0	0- 0	NEUTRAL	0- 0	0- 0	0- 1				
0- 0	0- 0	0- 0	CONFERENCE	0- 0	0- 0	0- 0				
0- 0	0- 0	0- 0	HOME	0- 0	0- 0	0- 0				
0- 0	0- 0	0- 0	AWAY	0- 0	0- 0	0- 0				
0- 0	0- 0	0- 0	NEUTRAL	0- 0	0- 0	0- 0				

RPI 1-25			RPI 26-50			RPI 51-100			RPI 101+			Team's RPI: 281
RPI	S	Opponent	Score	RPI	S	Opponent	Score	RPI	S	Opponent	Score	
				43	H	Colorado	59 76	87	A	Providence	63 86	123 A Milwaukee 74 79
												176 H Western Mich. 63 68
												187 A Oakland 66 95
												193 N Central Mich. 55 77
												227 A Massachusetts 58 70
												267 A Cal Poly 46 73
LAST 12 Division I GAMES:												
187	A	Oakland	66 95	43	H	Colorado	59 76					
123	A	Milwaukee	74 79	87	A	Providence	63 86					
176	H	Western Mich.	63 68	227	A	Massachusetts	58 70					
193	N	Central Mich.	55 77									
267	A	Cal Poly	46 73									

Non-Div I Games: Dickinson St. 70 63

North Dakota St.

North Florida

Through Games Of Dec. 7, 2016

Average RPI Win:	265	WON-LOST	WINNING	LAST 10	STRENGTH OF	OPP. STRENGTH	TEAM	ADJ.	CONF.	ADJ CONF.
Average RPI Loss:	56	RECORD	PCT. RANK	GAMES	SCHEDULE	OF SCHEDULE	RPI	RPI	RPI	RPI
DIV. I ONLY	4- 4	155	4- 4	143	189	138	138	25	25	
DIV. I NON-CONF.	4- 4	154	4- 4	143	189	139	139	25	25	
TOTALS	RPI 1-25	RPI 26-50	W-L RECORDS	RPI 51-100	RPI 101-150	RPI 150+				
4- 4	0- 1	0- 1	OVERALL	0- 2	0- 0	4- 0				
2- 0	0- 0	0- 0	HOME	0- 0	0- 0	2- 0				
1- 3	0- 1	0- 1	AWAY	0- 1	0- 0	1- 0				
1- 1	0- 0	0- 0	NEUTRAL	0- 1	0- 0	1- 0				
4- 4	0- 1	0- 1	NON-CONFERENCE	0- 2	0- 0	4- 0				
2- 0	0- 0	0- 0	HOME	0- 0	0- 0	2- 0				
1- 3	0- 1	0- 1	AWAY	0- 1	0- 0	1- 0				
1- 1	0- 0	0- 0	NEUTRAL	0- 1	0- 0	1- 0				
0- 0	0- 0	0- 0	CONFERENCE	0- 0	0- 0	0- 0				
0- 0	0- 0	0- 0	HOME	0- 0	0- 0	0- 0				
0- 0	0- 0	0- 0	AWAY	0- 0	0- 0	0- 0				
0- 0	0- 0	0- 0	NEUTRAL	0- 0	0- 0	0- 0				

RPI 1-25				RPI 26-50				RPI 51-100				RPI 101+ Team's RPI: 138			
RPI	S	Opponent	Score	RPI	S	Opponent	Score	RPI	S	Opponent	Score	RPI	S	Opponent	Score
8	A	South Fla.	42 78	49	A	North Carolina St.	52 78	73	A	Xavier	46 83	194	A	Col. of Charleston	60 47
								94	N	South Ala.	55 62	218	H	Fla. Atlantic	95 88
												301	N	Nicholls St.	77 74
												347	H	Florida A&M	71 60
LAST 12 Division I GAMES:															
				94	N	South Ala.	55 62	49	A	North Carolina St.	52 78				
				73	A	Xavier	46 83	194	A	Col. of Charleston	60 47				
				218	H	Fla. Atlantic	95 88	301	N	Nicholls St.	77 74				
				8	A	South Fla.	42 78								
				347	H	Florida A&M	71 60								

Non-Div I Games: Webber Int'l 103 57

North Florida

■ Loss,
 ■ Non-Conf, S Site,
 ■ Home
 ■ Away
 N Neutral

NORTH TEXAS				THROUGH GAMES OF 2007-7/2010						
Average RPI Win:	147	WON-LOST	WINNING	LAST 10	STRENGTH OF	OPP. STRENGTH	TEAM	ADJ.	CONF.	ADJ CONF.
Average RPI Loss:	142	RECORD	PCT. RANK	GAMES	SCHEDULE	OF SCHEDULE	RPI	RPI	RPI	RPI
DIV. I ONLY	2- 6	263	2- 6	114	249	210	210	10	10	
DIV. I NON-CONF.	2- 6	261	2- 6	114	249	213	213	10	10	

TOTALS	RPI 1-25		RPI 26-50	W-L RECORDS		RPI 51-100	RPI 101-150		RPI 150+	
2- 6	0- 0		0- 0	OVERALL		0- 3	1- 0		1- 3	
1- 1	0- 0		0- 0	HOME		0- 1	0- 0		1- 0	
1- 3	0- 0		0- 0	AWAY		0- 2	1- 0		0- 1	
0- 2	0- 0		0- 0	NEUTRAL		0- 0	0- 0		0- 2	
2- 6	0- 0		0- 0	NON-CONFERENCE		0- 3	1- 0		1- 3	
1- 1	0- 0		0- 0	HOME		0- 1	0- 0		1- 0	
1- 3	0- 0		0- 0	AWAY		0- 2	1- 0		0- 1	
0- 2	0- 0		0- 0	NEUTRAL		0- 0	0- 0		0- 2	
0- 0	0- 0		0- 0	CONFERENCE		0- 0	0- 0		0- 0	
0- 0	0- 0		0- 0	HOME		0- 0	0- 0		0- 0	
0- 0	0- 0		0- 0	AWAY		0- 0	0- 0		0- 0	
0- 0	0- 0		0- 0	NEUTRAL		0- 0	0- 0		0- 0	

RPI 1-25				RPI 26-50				RPI 51-100				RPI 101+				Team's RPI: 210	
RPI	S	Opponent	Score	RPI	S	Opponent	Score	RPI	S	Opponent	Score	RPI	S	Opponent	Score		
								75	A	SMU	51 65	126	A	Arizona	62 58		
								80	A	Little Rock	44 55	159	A	Tulsa	58 63		
								82	H	Indiana	64 94	167	H	Iona	66 55		
												191	N	Omaha	57 85		
												264	N	UTRGV	69 74		
LAST 12 Division I GAMES:																	
				82	H	Indiana	64 94	159	A	Tulsa	58 63						
				80	A	Little Rock	44 55	75	A	SMU	51 65						
								167	H	Iona	66 55						
								126	A	Arizona	62 58						
								191	N	Omaha	57 85						
								264	N	UTRGV	69 74						

Non-Div I Games:

North Texas

■ Loss, ■ Non-Conf, S Site, H Home A Away N Neutral

Northeastern

Through Games Of Dec. 7, 2016

Average RPI Win:	321	WON-LOST	WINNING	LAST 10	STRENGTH OF	OPP. STRENGTH	TEAM	ADJ.	CONF.	ADJ CONF.
Average RPI Loss:	131	RECORD	PCT. RANK	GAMES	SCHEDULE	OF SCHEDULE	RPI	RPI	RPI	RPI
DIV. I ONLY	2- 7	278	2- 7	184	231	272	272	8	8	
DIV. I NON-CONF.	2- 7	276	2- 7	186	231	270	270	8	8	
TOTALS	RPI 1-25	RPI 26-50	W-L RECORDS	RPI 51-100	RPI 101-150	RPI 150+				
2- 7	0- 0	0- 0	OVERALL	0- 2	0- 2	2- 3				
1- 2	0- 0	0- 0	HOME	0- 1	0- 1	1- 0				
1- 2	0- 0	0- 0	AWAY	0- 0	0- 1	1- 1				
0- 3	0- 0	0- 0	NEUTRAL	0- 1	0- 0	0- 2				
2- 7	0- 0	0- 0	NON-CONFERENCE	0- 2	0- 2	2- 3				
1- 2	0- 0	0- 0	HOME	0- 1	0- 1	1- 0				
1- 2	0- 0	0- 0	AWAY	0- 0	0- 1	1- 1				
0- 3	0- 0	0- 0	NEUTRAL	0- 1	0- 0	0- 2				
0- 0	0- 0	0- 0	CONFERENCE	0- 0	0- 0	0- 0				
0- 0	0- 0	0- 0	HOME	0- 0	0- 0	0- 0				
0- 0	0- 0	0- 0	AWAY	0- 0	0- 0	0- 0				
0- 0	0- 0	0- 0	NEUTRAL	0- 0	0- 0	0- 0				

RPI 1-25				RPI 26-50				RPI 51-100				RPI 101+				Team's RPI: 272	
RPI	S	Opponent	Score	RPI	S	Opponent	Score	RPI	S	Opponent	Score	RPI	S	Opponent	Score		
								67	N	Stanford	45	74	105	A	Maine	49	68
								72	H	St. Mary's (CA)	53	77	141	H	New Hampshire	63	66
													152	A	Quinnipiac	59	76
													175	N	Purdue	54	79
													202	N	Wichita St.	73	87
													317	A	Canisius	83	59
													325	H	Boston U.	78	59
LAST 12 Division I GAMES:																	
								105	A	Maine	49	68	152	A	Quinnipiac	59	76
								141	H	New Hampshire	63	66	72	H	St. Mary's (CA)	53	77
								202	N	Wichita St.	73	87	317	A	Canisius	83	59
								175	N	Purdue	54	79	325	H	Boston U.	78	59
								67	N	Stanford	45	74					

Non-Div I Games:

Northeastern

■ Loss,
 ■ Non-Conf,
 ■ S Site,
 ■ H Home
 ■ A Away
 N Neutral

Average RPI Win:	298	WON-LOST	WINNING	LAST 10	STRENGTH OF	OPP. STRENGTH	TEAM	ADJ.	CONF.	ADJ CONF.
Average RPI Loss:	194	RECORD	PCT. RANK	GAMES	SCHEDULE	OF SCHEDULE	RPI	RPI	RPI	RPI
DIV. I ONLY	3- 4	195	3- 4	337	203	312	312	19	19	
DIV. I NON-CONF.	3- 4	195	3- 4	337	204	312	312	19	19	
TOTALS	RPI 1-25	RPI 26-50	W-L RECORDS	RPI 51-100	RPI 101-150	RPI 150+				
3- 4	0- 0	0- 0	OVERALL	0- 1	0- 1	3- 2				
2- 1	0- 0	0- 0	HOME	0- 0	0- 1	2- 0				
1- 3	0- 0	0- 0	AWAY	0- 1	0- 0	1- 2				
0- 0	0- 0	0- 0	NEUTRAL	0- 0	0- 0	0- 0				
3- 4	0- 0	0- 0	NON-CONFERENCE	0- 1	0- 1	3- 2				
2- 1	0- 0	0- 0	HOME	0- 0	0- 1	2- 0				
1- 3	0- 0	0- 0	AWAY	0- 1	0- 0	1- 2				
0- 0	0- 0	0- 0	NEUTRAL	0- 0	0- 0	0- 0				
0- 0	0- 0	0- 0	CONFERENCE	0- 0	0- 0	0- 0				
0- 0	0- 0	0- 0	HOME	0- 0	0- 0	0- 0				
0- 0	0- 0	0- 0	AWAY	0- 0	0- 0	0- 0				
0- 0	0- 0	0- 0	NEUTRAL	0- 0	0- 0	0- 0				

RPI 1-25				RPI 26-50				RPI 51-100				RPI 101+				Team's RPI: 312	
RPI	S	Opponent	Score	RPI	S	Opponent	Score	RPI	S	Opponent	Score	RPI	S	Opponent	Score		
								66	A	Lamar University	60	75	121	H	CSUN	79	83
													265	A	UTEP	65	51
													267	A	Cal Poly	53	58
													311	H	Denver	82	67
													318	H	Youngstown St.	70	49
													323	A	UC Santa Barbara	51	60
LAST 12 Division I GAMES:																	
				318	H	Youngstown St.	70	49					311	H	Denver	82	67
				66	A	Lamar University	60	75					121	H	CSUN	79	83
				323	A	UC Santa Barbara	51	60									
				267	A	Cal Poly	53	58									
				265	A	UTEP	65	51									

Non-Div I Games: Antelope Valley 109 60

Northern Ariz.

Average RPI Win:	209	WON-LOST	WINNING	LAST 10	STRENGTH OF	OPP. STRENGTH	TEAM	ADJ.	CONF.	ADJ CONF.
Average RPI Loss:	80	RECORD	PCT. RANK	GAMES	SCHEDULE	OF SCHEDULE	RPI	RPI	RPI	RPI
DIV. I ONLY	5- 2	76	5- 2	150	187	103	103	19	19	
DIV. I NON-CONF.	5- 2	75	5- 2	150	187	99	99	19	19	
TOTALS	RPI 1-25	RPI 26-50	W-L RECORDS	RPI 51-100	RPI 101-150	RPI 150+				
5- 2	0- 0	0- 1	OVERALL	0- 0	1- 1	4- 0				
3- 1	0- 0	0- 1	HOME	0- 0	1- 0	2- 0				
1- 1	0- 0	0- 0	AWAY	0- 0	0- 1	1- 0				
1- 0	0- 0	0- 0	NEUTRAL	0- 0	0- 0	1- 0				
5- 2	0- 0	0- 1	NON-CONFERENCE	0- 0	1- 1	4- 0				
3- 1	0- 0	0- 1	HOME	0- 0	1- 0	2- 0				
1- 1	0- 0	0- 0	AWAY	0- 0	0- 1	1- 0				
1- 0	0- 0	0- 0	NEUTRAL	0- 0	0- 0	1- 0				
0- 0	0- 0	0- 0	CONFERENCE	0- 0	0- 0	0- 0				
0- 0	0- 0	0- 0	HOME	0- 0	0- 0	0- 0				
0- 0	0- 0	0- 0	AWAY	0- 0	0- 0	0- 0				
0- 0	0- 0	0- 0	NEUTRAL	0- 0	0- 0	0- 0				

RPI 1-25			RPI 26-50			RPI 51-100			RPI 101+			Team's RPI: 103
RPI	S	Opponent	Score	RPI	S	Opponent	Score	RPI	S	Opponent	Score	
				43	H	Colorado	62 83					
								116	A	Colorado St.	47 58	
								142	H	San Diego	54 51	
								161	H	FGCU	77 74	
								182	A	UTSA	73 66	
								248	N	Eastern Mich.	58 57	
								311	H	Denver	68 48	
LAST 12 Division I GAMES:												
				116	A	Colorado St.	47 58	248	N	Eastern Mich.	58 57	
								182	A	UTSA	73 66	
								142	H	San Diego	54 51	
								161	H	FGCU	77 74	
								311	H	Denver	68 48	
				43	H	Colorado	62 83					

Non-Div I Games:

Northern Colo.

■ Loss,
 ■ Non-Conf, S Site,
 ■ Home
 ■ Away
 N Neutral

Average RPI Win:	223	WON-LOST	WINNING	LAST 10	STRENGTH OF	OPP. STRENGTH	TEAM	ADJ.	CONF.	ADJ CONF.
Average RPI Loss:	50	RECORD	PCT. RANK	GAMES	SCHEDULE	OF SCHEDULE	RPI	RPI	RPI	RPI
DIV. I ONLY	5- 2	76	5- 2	294	36	129	129	12	12	
DIV. I NON-CONF.	5- 2	75	5- 2	295	36	129	129	12	12	
TOTALS	RPI 1-25	RPI 26-50	W-L RECORDS	RPI 51-100	RPI 101-150	RPI 150+				
5- 2	0- 0	0- 1	OVERALL	0- 1	1- 0	4- 0				
3- 0	0- 0	0- 0	HOME	0- 0	1- 0	2- 0				
2- 2	0- 0	0- 1	AWAY	0- 1	0- 0	2- 0				
0- 0	0- 0	0- 0	NEUTRAL	0- 0	0- 0	0- 0				
5- 2	0- 0	0- 1	NON-CONFERENCE	0- 1	1- 0	4- 0				
3- 0	0- 0	0- 0	HOME	0- 0	1- 0	2- 0				
2- 2	0- 0	0- 1	AWAY	0- 1	0- 0	2- 0				
0- 0	0- 0	0- 0	NEUTRAL	0- 0	0- 0	0- 0				
0- 0	0- 0	0- 0	CONFERENCE	0- 0	0- 0	0- 0				
0- 0	0- 0	0- 0	HOME	0- 0	0- 0	0- 0				
0- 0	0- 0	0- 0	AWAY	0- 0	0- 0	0- 0				
0- 0	0- 0	0- 0	NEUTRAL	0- 0	0- 0	0- 0				

RPI 1-25			RPI 26-50			RPI 51-100			RPI 101+			Team's RPI: 129
RPI	S	Opponent	Score	RPI	S	Opponent	Score	RPI	S	Opponent	Score	
				41	A	Drake	86 95	59	A	Western Ill.	79 83	123 H Milwaukee 114 104
										181 A Loyola Chicago	90 70	
										254 H Illinois St.	108 66	
										263 A Bradley	81 51	
										294 H Chicago St.	94 85	
LAST 12 Division I GAMES:												
				263	A	Bradley	81 51	181	A	Loyola Chicago	90 70	
				41	A	Drake	86 95					
				254	H	Illinois St.	108 66					
				294	H	Chicago St.	94 85					
				59	A	Western Ill.	79 83					
				123	H	Milwaukee	114 104					

Non-Div I Games:

Northern Ill.

Average RPI Win: 297		WON-LOST	WINNING	LAST 10	STRENGTH OF	OPP. STRENGTH	TEAM	ADJ.	CONF.	ADJ CONF.
Average RPI Loss: 183		RECORD	PCT. RANK	GAMES	SCHEDULE	OF SCHEDULE	RPI	RPI	RPI	RPI
DIV. I ONLY		1- 5	290	1- 5	138	328	302	302	18	18
DIV. I NON-CONF.		1- 5	289	1- 5	138	327	300	300	18	18
TOTALS	RPI 1-25	RPI 26-50		W-L RECORDS		RPI 51-100	RPI 101-150	RPI 150+		
1- 5	0- 0	0- 0		OVERALL		0- 0	0- 3	1- 2		
1- 2	0- 0	0- 0		HOME		0- 0	0- 1	1- 1		
0- 3	0- 0	0- 0		AWAY		0- 0	0- 2	0- 1		
0- 0	0- 0	0- 0		NEUTRAL		0- 0	0- 0	0- 0		
1- 5	0- 0	0- 0		NON-CONFERENCE		0- 0	0- 3	1- 2		
1- 2	0- 0	0- 0		HOME		0- 0	0- 1	1- 1		
0- 3	0- 0	0- 0		AWAY		0- 0	0- 2	0- 1		
0- 0	0- 0	0- 0		NEUTRAL		0- 0	0- 0	0- 0		
0- 0	0- 0	0- 0		CONFERENCE		0- 0	0- 0	0- 0		
0- 0	0- 0	0- 0		HOME		0- 0	0- 0	0- 0		
0- 0	0- 0	0- 0		AWAY		0- 0	0- 0	0- 0		
0- 0	0- 0	0- 0		NEUTRAL		0- 0	0- 0	0- 0		

RPI 1-25				RPI 26-50				RPI 51-100				RPI 101+ Team's RPI: 302			
RPI	S	Opponent	Score	RPI	S	Opponent	Score	RPI	S	Opponent	Score	RPI	S	Opponent	Score
												101	A	Ohio	41 58
												130	A	Indiana St.	38 58
												139	H	Stetson	45 54
												216	H	Miami (OH)	50 60
												297	H	ETSU	62 56
												328	A	Tennessee Tech	40 55
LAST 12 Division I GAMES:															
				130	A	Indiana St.	38 58	328	A	Tennessee Tech	40 55				
								139	H	Stetson	45 54				
								297	H	ETSU	62 56				
								101	A	Ohio	41 58				
								216	H	Miami (OH)	50 60				

Non-Div I Games:	Ind.-East	66	46
------------------	-----------	----	----

Northern Ky.

■ Loss, ■ Non-Conf, S Site, H Home A Away N Neutral

Northwestern

Through Games Of Dec. 7, 2016

Average RPI Win:	160	WON-LOST	WINNING	LAST 10	STRENGTH OF	OPP. STRENGTH	TEAM	ADJ.	CONF.	ADJ CONF.
Average RPI Loss:	3	RECORD	PCT. RANK	GAMES	SCHEDULE	OF SCHEDULE	RPI	RPI	RPI	RPI
DIV. I ONLY	7- 1	30	7- 1	169	52	46	46	6	6	
DIV. I NON-CONF.	7- 1	30	7- 1	171	53	47	47	6	6	
TOTALS	RPI 1-25	RPI 26-50	W-L RECORDS	RPI 51-100	RPI 101-150	RPI 150+				
7- 1	0- 1	1- 0	OVERALL	2- 0	1- 0	3- 0				
7- 0	0- 0	1- 0	HOME	2- 0	1- 0	3- 0				
0- 1	0- 1	0- 0	AWAY	0- 0	0- 0	0- 0				
0- 0	0- 0	0- 0	NEUTRAL	0- 0	0- 0	0- 0				
7- 1	0- 1	1- 0	NON-CONFERENCE	2- 0	1- 0	3- 0				
7- 0	0- 0	1- 0	HOME	2- 0	1- 0	3- 0				
0- 1	0- 1	0- 0	AWAY	0- 0	0- 0	0- 0				
0- 0	0- 0	0- 0	NEUTRAL	0- 0	0- 0	0- 0				
0- 0	0- 0	0- 0	CONFERENCE	0- 0	0- 0	0- 0				
0- 0	0- 0	0- 0	HOME	0- 0	0- 0	0- 0				
0- 0	0- 0	0- 0	AWAY	0- 0	0- 0	0- 0				
0- 0	0- 0	0- 0	NEUTRAL	0- 0	0- 0	0- 0				

RPI 1-25				RPI 26-50				Team's RPI: 46				RPI 51-100				RPI 101+			
RPI	S	Opponent	Score	RPI	S	Opponent	Score	RPI	S	Opponent	Score	RPI	S	Opponent	Score	RPI	S	Opponent	Score
3	A	DePaul	66 89	31	H	Florida	73 68	91	H	Hampton	67 48	134	H	Oral Roberts	64 55	201	H	Missouri St.	75 52
								100	H	Virginia	69 60					270	H	Evansville	88 66
																294	H	Chicago St.	75 42
LAST 12 Division I GAMES:																			
294	H	Chicago St.	75 42	201	H	Missouri St.	75 52												
100	H	Virginia	69 60	134	H	Oral Roberts	64 55												
270	H	Evansville	88 66	91	H	Hampton	67 48												
31	H	Florida	73 68																
3	A	DePaul	66 89																

Non-Div I Games:

Northwestern

■ Loss,
 ■ Non-Conf, S Site,
 ■ Home
 ■ Away
 N Neutral

Average RPI Win: 348		WON-LOST	WINNING	LAST 10	STRENGTH OF	OPP. STRENGTH	TEAM	ADJ.	CONF.	ADJ CONF.
Average RPI Loss: 181		RECORD	PCT. RANK	GAMES	SCHEDULE	OF SCHEDULE	RPI	RPI	RPI	RPI
DIV. I ONLY		1- 3	263	1- 3	349	69	349	349	27	27
DIV. I NON-CONF.		1- 3	261	1- 3	349	71	349	349	27	27
TOTALS	RPI 1-25		RPI 26-50		W-L RECORDS	RPI 51-100	RPI 101-150		RPI 150+	
1- 3	0- 0		0- 0		OVERALL	0- 0	0- 2		1- 1	
1- 1	0- 0		0- 0		HOME	0- 0	0- 1		1- 0	
0- 2	0- 0		0- 0		AWAY	0- 0	0- 1		0- 1	
0- 0	0- 0		0- 0		NEUTRAL	0- 0	0- 0		0- 0	
1- 3	0- 0		0- 0		NON-CONFERENCE	0- 0	0- 2		1- 1	
1- 1	0- 0		0- 0		HOME	0- 0	0- 1		1- 0	
0- 2	0- 0		0- 0		AWAY	0- 0	0- 1		0- 1	
0- 0	0- 0		0- 0		NEUTRAL	0- 0	0- 0		0- 0	
0- 0	0- 0		0- 0		CONFERENCE	0- 0	0- 0		0- 0	
0- 0	0- 0		0- 0		HOME	0- 0	0- 0		0- 0	
0- 0	0- 0		0- 0		AWAY	0- 0	0- 0		0- 0	
0- 0	0- 0		0- 0		NEUTRAL	0- 0	0- 0		0- 0	

RPI 1-25				RPI 26-50				RPI 51-100				RPI 101+				Team's RPI: 349	
RPI	S	Opponent	Score	RPI	S	Opponent	Score	RPI	S	Opponent	Score	RPI	S	Opponent	Score		
												120	H	Mississippi Val.	64	68	
												140	A	Texas	39	86	
												283	A	Memphis	38	54	
												348	H	La.-Monroe	67	65	
LAST 12 Division I GAMES:																	
				140	A	Texas	39	86	348	H	La.-Monroe	67	65				
									283	A	Memphis	38	54				
									120	H	Mississippi Val.	64	68				

Non-Div I Games:	LeTourneau	80	68	LSU-Alexandria	97	76	Central Baptist	93	42
------------------	------------	----	----	----------------	----	----	-----------------	----	----

Northwestern St.

■ Loss, ■ Non-Conf, S Site, H Home A Away N Neutral

RPI 1-25						
RPI	S	Opponent	Score			
1	H	UConn	61 72			
5	H	Green Bay	71 67			
Team's RPI: 2						
RPI 26-50						
RPI	S	Opponent	Score			
26	H	Washington	71 60			
RPI 51-100						
RPI	S	Opponent	Score			
54	A	Iowa	73 58			
RPI 101+						
RPI	S	Opponent	Score			
102	H	Fordham	67 36			
111	N	Louisiana	91 51			
137	H	TCU	92 59			
193	H	Central Mich.	107 47			
284	H	Valparaiso	114 54			
LAST 12 Division I GAMES:						
1	H	UConn	61 72	26	H	Washington 71 60
284	H	Valparaiso	114 54	5	H	Green Bay 71 67
54	A	Iowa	73 58	102	H	Fordham 67 36
137	H	TCU	92 59	193	H	Central Mich. 107 47
111	N	Louisiana	91 51			

Notre Dame

Average RPI Win:	306	WON-LOST	WINNING	LAST 10	STRENGTH OF	OPP. STRENGTH	TEAM	ADJ.	CONF.	ADJ CONF.
Average RPI Loss:	79	RECORD	PCT. RANK	GAMES	SCHEDULE	OF SCHEDULE	RPI	RPI	RPI	RPI
DIV. I ONLY	3- 3	155	3- 3	313	76	187	187	18	18	
DIV. I NON-CONF.	3- 3	154	3- 3	312	78	189	189	18	18	
TOTALS	RPI 1-25	RPI 26-50	W-L RECORDS	RPI 51-100	RPI 101-150	RPI 150+				
3- 3	0- 2	0- 0	OVERALL	0- 0	0- 0	3- 1				
1- 0	0- 0	0- 0	HOME	0- 0	0- 0	1- 0				
2- 3	0- 2	0- 0	AWAY	0- 0	0- 0	2- 1				
0- 0	0- 0	0- 0	NEUTRAL	0- 0	0- 0	0- 0				
3- 3	0- 2	0- 0	NON-CONFERENCE	0- 0	0- 0	3- 1				
1- 0	0- 0	0- 0	HOME	0- 0	0- 0	1- 0				
2- 3	0- 2	0- 0	AWAY	0- 0	0- 0	2- 1				
0- 0	0- 0	0- 0	NEUTRAL	0- 0	0- 0	0- 0				
0- 0	0- 0	0- 0	CONFERENCE	0- 0	0- 0	0- 0				
0- 0	0- 0	0- 0	HOME	0- 0	0- 0	0- 0				
0- 0	0- 0	0- 0	AWAY	0- 0	0- 0	0- 0				
0- 0	0- 0	0- 0	NEUTRAL	0- 0	0- 0	0- 0				

RPI 1-25				RPI 26-50				RPI 51-100				RPI 101+ Team's RPI: 187			
RPI	S	Opponent	Score	RPI	S	Opponent	Score	RPI	S	Opponent	Score	RPI	S	Opponent	Score
21	A	Michigan St.	74 81									193	A	Central Mich.	67 70
24	A	Michigan	63 101									281	H	North Dakota St.	95 66
												294	A	Chicago St.	80 60
												344	A	Fort Wayne	82 61
LAST 12 Division I GAMES:															
294	A	Chicago St.	80 60	281	H	North Dakota St.	95 66								
193	A	Central Mich.	67 70	21	A	Michigan St.	74 81								
344	A	Fort Wayne	82 61												
24	A	Michigan	63 101												

Non-Div I Games: Concordia (MI) 99 32 Marygrove 126 31

Oakland

■ Loss,
 ■ Non-Conf, S Site,
 ■ Home
 ■ Away
 N Neutral

Average RPI Win:	222	WON-LOST	WINNING	LAST 10	STRENGTH OF	OPP. STRENGTH	TEAM	ADJ.	CONF.	ADJ CONF.
Average RPI Loss:	0	RECORD	PCT. RANK	GAMES	SCHEDULE	OF SCHEDULE	RPI	RPI	RPI	RPI
DIV. I ONLY	6- 0	1	6- 0	334	43	101	101	12	12	
DIV. I NON-CONF.	6- 0	1	6- 0	334	44	98	98	12	12	
TOTALS	RPI 1-25	RPI 26-50	W-L RECORDS	RPI 51-100	RPI 101-150	RPI 150+				
6- 0	0- 0	0- 0	OVERALL	1- 0	1- 0	4- 0				
4- 0	0- 0	0- 0	HOME	1- 0	0- 0	3- 0				
2- 0	0- 0	0- 0	AWAY	0- 0	1- 0	1- 0				
0- 0	0- 0	0- 0	NEUTRAL	0- 0	0- 0	0- 0				
6- 0	0- 0	0- 0	NON-CONFERENCE	1- 0	1- 0	4- 0				
4- 0	0- 0	0- 0	HOME	1- 0	0- 0	3- 0				
2- 0	0- 0	0- 0	AWAY	0- 0	1- 0	1- 0				
0- 0	0- 0	0- 0	NEUTRAL	0- 0	0- 0	0- 0				
0- 0	0- 0	0- 0	CONFERENCE	0- 0	0- 0	0- 0				
0- 0	0- 0	0- 0	HOME	0- 0	0- 0	0- 0				
0- 0	0- 0	0- 0	AWAY	0- 0	0- 0	0- 0				
0- 0	0- 0	0- 0	NEUTRAL	0- 0	0- 0	0- 0				

RPI 1-25			RPI 26-50			RPI 51-100			RPI 101+			Team's RPI: 101
RPI	S	Opponent	Score	RPI	S	Opponent	Score	RPI	S	Opponent	Score	
						65	H Duquesne	64 46				
									107	A Middle Tenn.	73 52	
									250	H UT Martin	72 55	
									280	A High Point	76 48	
									302	H Northern Ky.	58 41	
									329	H Murray St.	79 70	
LAST 12 Division I GAMES:												
						65	H Duquesne	64 46				
						107	A Middle Tenn.	73 52				
						329	H Murray St.	79 70				
						302	H Northern Ky.	58 41				
						250	H UT Martin	72 55				
						280	A High Point	76 48				

Non-Div I Games:

Ohio

Average RPI Win:	156	WON-LOST	WINNING	LAST 10	STRENGTH OF	OPP. STRENGTH	TEAM	ADJ.	CONF.	ADJ CONF.
Average RPI Loss:	18	RECORD	PCT. RANK	GAMES	SCHEDULE	OF SCHEDULE	RPI	RPI	RPI	RPI
DIV. I ONLY	7- 3	90	7- 3	62	60	74	74	6	6	
DIV. I NON-CONF.	7- 3	88	7- 3	63	61	74	74	6	6	
TOTALS	RPI 1-25	RPI 26-50	W-L RECORDS	RPI 51-100	RPI 101-150	RPI 150+				
7- 3	0- 3	0- 0	OVERALL	2- 0	1- 0	4- 0				
5- 2	0- 2	0- 0	HOME	1- 0	1- 0	3- 0				
0- 0	0- 0	0- 0	AWAY	0- 0	0- 0	0- 0				
2- 1	0- 1	0- 0	NEUTRAL	1- 0	0- 0	1- 0				
7- 3	0- 3	0- 0	NON-CONFERENCE	2- 0	1- 0	4- 0				
5- 2	0- 2	0- 0	HOME	1- 0	1- 0	3- 0				
0- 0	0- 0	0- 0	AWAY	0- 0	0- 0	0- 0				
2- 1	0- 1	0- 0	NEUTRAL	1- 0	0- 0	1- 0				
0- 0	0- 0	0- 0	CONFERENCE	0- 0	0- 0	0- 0				
0- 0	0- 0	0- 0	HOME	0- 0	0- 0	0- 0				
0- 0	0- 0	0- 0	AWAY	0- 0	0- 0	0- 0				
0- 0	0- 0	0- 0	NEUTRAL	0- 0	0- 0	0- 0				

RPI 1-25				RPI 26-50				RPI 51-100 Team's RPI: 74				RPI 101+			
RPI	S	Opponent	Score	RPI	S	Opponent	Score	RPI	S	Opponent	Score	RPI	S	Opponent	Score
17	N	Baylor	68 85					65	H	Duquesne	89 69	147	H	Cleveland St.	96 78
18	H	South Carolina	80 92					86	N	Syracuse	77 72	161	N	FGCU	79 66
20	H	Miami (FL)	89 94									172	H	Southern U.	108 73
												185	H	Cincinnati	80 38
												274	H	LIU Brooklyn	113 54
LAST 12 Division I GAMES:															
20	H	Miami (FL)	89 94	172	H	Southern U.	108 73								
17	N	Baylor	68 85	185	H	Cincinnati	80 38								
86	N	Syracuse	77 72	18	H	South Carolina	80 92								
161	N	FGCU	79 66	65	H	Duquesne	89 69								
274	H	LIU Brooklyn	113 54												
147	H	Cleveland St.	96 78												

Non-Div I Games:

Ohio St.

Average RPI Win: 114	WON-LOST	WINNING	LAST 10	STRENGTH OF	OPP. STRENGTH	TEAM	ADJ.	CONF.	ADJ CONF.
Average RPI Loss: 70	RECORD	PCT. RANK	GAMES	SCHEDULE	OF SCHEDULE	RPI	RPI	RPI	RPI
DIV. I ONLY	5- 2	76	5- 2	29	79	35	35	4	4
DIV. I NON-CONF.	5- 2	75	5- 2	29	82	36	36	4	4
TOTALS	RPI 1-25	RPI 26-50	W-L RECORDS	RPI 51-100	RPI 101-150	RPI 150+			
5- 2	0- 1	0- 0	OVERALL	3- 0	1- 1	1- 0			
4- 1	0- 0	0- 0	HOME	2- 0	1- 1	1- 0			
1- 1	0- 1	0- 0	AWAY	1- 0	0- 0	0- 0			
0- 0	0- 0	0- 0	NEUTRAL	0- 0	0- 0	0- 0			
5- 2	0- 1	0- 0	NON-CONFERENCE	3- 0	1- 1	1- 0			
4- 1	0- 0	0- 0	HOME	2- 0	1- 1	1- 0			
1- 1	0- 1	0- 0	AWAY	1- 0	0- 0	0- 0			
0- 0	0- 0	0- 0	NEUTRAL	0- 0	0- 0	0- 0			
0- 0	0- 0	0- 0	CONFERENCE	0- 0	0- 0	0- 0			
0- 0	0- 0	0- 0	HOME	0- 0	0- 0	0- 0			
0- 0	0- 0	0- 0	AWAY	0- 0	0- 0	0- 0			
0- 0	0- 0	0- 0	NEUTRAL	0- 0	0- 0	0- 0			

RPI 1-25			RPI 26-50		Team's RPI: 35	RPI 51-100			RPI 101+		
RPI	S	Opponent	Score	RPI	S	Opponent	Score	RPI	S	Opponent	Score
6	A	Kentucky	68 82					63	A	BYU	68 61
								69	H	South Dakota St.	74 60
								80	H	Little Rock	68 58
								116	H	Colorado St.	70 55
								134	H	Oral Roberts	67 74
								240	H	Southern Ill.	80 48
LAST 12 Division I GAMES:											
63	A	BYU	68 61	134	H	Oral Roberts	67 74				
80	H	Little Rock	68 58	6	A	Kentucky	68 82				
240	H	Southern Ill.	80 48	116	H	Colorado St.	70 55				
				69	H	South Dakota St.	74 60				

Non-Div I Games:

Oklahoma

Average RPI Win:	130	WON-LOST	WINNING	LAST 10	STRENGTH OF	OPP. STRENGTH	TEAM	ADJ.	CONF.	ADJ CONF.
Average RPI Loss:	0	RECORD	PCT. RANK	GAMES	SCHEDULE	OF SCHEDULE	RPI	RPI	RPI	RPI
DIV. I ONLY	7- 0	1	7- 0	129	23	16	16	4	4	
DIV. I NON-CONF.	7- 0	1	7- 0	129	23	16	16	4	4	
TOTALS	RPI 1-25	RPI 26-50	W-L RECORDS	RPI 51-100	RPI 101-150	RPI 150+				
7- 0	0- 0	2- 0	OVERALL	1- 0	1- 0	3- 0				
6- 0	0- 0	1- 0	HOME	1- 0	1- 0	3- 0				
1- 0	0- 0	1- 0	AWAY	0- 0	0- 0	0- 0				
0- 0	0- 0	0- 0	NEUTRAL	0- 0	0- 0	0- 0				
7- 0	0- 0	2- 0	NON-CONFERENCE	1- 0	1- 0	3- 0				
6- 0	0- 0	1- 0	HOME	1- 0	1- 0	3- 0				
1- 0	0- 0	1- 0	AWAY	0- 0	0- 0	0- 0				
0- 0	0- 0	0- 0	NEUTRAL	0- 0	0- 0	0- 0				
0- 0	0- 0	0- 0	CONFERENCE	0- 0	0- 0	0- 0				
0- 0	0- 0	0- 0	HOME	0- 0	0- 0	0- 0				
0- 0	0- 0	0- 0	AWAY	0- 0	0- 0	0- 0				
0- 0	0- 0	0- 0	NEUTRAL	0- 0	0- 0	0- 0				

RPI 1-25			Team's RPI: 16			RPI 26-50			RPI 51-100			RPI 101+			
RPI	S	Opponent	Score	RPI	S	Opponent	Score	RPI	S	Opponent	Score	RPI	S	Opponent	Score
				30	H	Georgia	71 51	53	H	UNI	81 57	127	H	Rice	65 51
				37	A	Washington St.	79 72					184	H	Loyola Marymount	66 58
												192	H	Tennessee St.	86 48
												290	H	Arkansas St.	76 34
LAST 12 Division I GAMES:															
				30	H	Georgia	71 51	37	A	Washington St.	79 72				
				127	H	Rice	65 51	184	H	Loyola Marymount	66 58				
				53	H	UNI	81 57	192	H	Tennessee St.	86 48				
								290	H	Arkansas St.	76 34				

Non-Div I Games:

Oklahoma St.

Average RPI Win:	268	WON-LOST	WINNING	LAST 10	STRENGTH OF	OPP. STRENGTH	TEAM	ADJ.	CONF.	ADJ CONF.
Average RPI Loss:	66	RECORD	PCT. RANK	GAMES	SCHEDULE	OF SCHEDULE	RPI	RPI	RPI	RPI
DIV. I ONLY	3- 3	155	3- 3	63	309	150	150	10	10	
DIV. I NON-CONF.	3- 3	154	3- 3	64	309	152	152	10	10	
TOTALS	RPI 1-25	RPI 26-50	W-L RECORDS	RPI 51-100	RPI 101-150	RPI 150+				
3- 3	0- 1	0- 0	OVERALL	0- 1	0- 1	3- 0				
3- 1	0- 0	0- 0	HOME	0- 0	0- 1	3- 0				
0- 2	0- 1	0- 0	AWAY	0- 1	0- 0	0- 0				
0- 0	0- 0	0- 0	NEUTRAL	0- 0	0- 0	0- 0				
3- 3	0- 1	0- 0	NON-CONFERENCE	0- 1	0- 1	3- 0				
3- 1	0- 0	0- 0	HOME	0- 0	0- 1	3- 0				
0- 2	0- 1	0- 0	AWAY	0- 1	0- 0	0- 0				
0- 0	0- 0	0- 0	NEUTRAL	0- 0	0- 0	0- 0				
0- 0	0- 0	0- 0	CONFERENCE	0- 0	0- 0	0- 0				
0- 0	0- 0	0- 0	HOME	0- 0	0- 0	0- 0				
0- 0	0- 0	0- 0	AWAY	0- 0	0- 0	0- 0				
0- 0	0- 0	0- 0	NEUTRAL	0- 0	0- 0	0- 0				

RPI 1-25				RPI 26-50				RPI 51-100				RPI 101+ Team's RPI: 150			
RPI	S	Opponent	Score	RPI	S	Opponent	Score	RPI	S	Opponent	Score	RPI	S	Opponent	Score
20	A	Miami (FL)	56 66					62	A	Duke	64 92	117	H	William & Mary	58 69
												197	H	Norfolk St.	65 54
												261	H	Dartmouth	82 56
												346	H	N.C. Central	83 52
LAST 12 Division I GAMES:															
346	H	N.C. Central	83 52	20	A	Miami (FL)	56 66	261	H	Dartmouth	82 56				
62	A	Duke	64 92												
117	H	William & Mary	58 69												
197	H	Norfolk St.	65 54												

Non-Div I Games:

Old Dominion

Average RPI Win:	279	WON-LOST	WINNING	LAST 10	STRENGTH OF	OPP. STRENGTH	TEAM	ADJ.	CONF.	ADJ CONF.
Average RPI Loss:	46	RECORD	PCT. RANK	GAMES	SCHEDULE	OF SCHEDULE	RPI	RPI	RPI	RPI
DIV. I ONLY	6- 2	57	6- 2	310	149	158	158	1	1	
DIV. I NON-CONF.	6- 2	57	6- 2	309	150	158	158	1	1	
TOTALS	RPI 1-25	RPI 26-50	W-L RECORDS	RPI 51-100	RPI 101-150	RPI 150+				
6- 2	0- 0	0- 1	OVERALL	0- 1	0- 0	6- 0				
5- 0	0- 0	0- 0	HOME	0- 0	0- 0	5- 0				
0- 2	0- 0	0- 1	AWAY	0- 1	0- 0	0- 0				
1- 0	0- 0	0- 0	NEUTRAL	0- 0	0- 0	1- 0				
6- 2	0- 0	0- 1	NON-CONFERENCE	0- 1	0- 0	6- 0				
5- 0	0- 0	0- 0	HOME	0- 0	0- 0	5- 0				
0- 2	0- 0	0- 1	AWAY	0- 1	0- 0	0- 0				
1- 0	0- 0	0- 0	NEUTRAL	0- 0	0- 0	1- 0				
0- 0	0- 0	0- 0	CONFERENCE	0- 0	0- 0	0- 0				
0- 0	0- 0	0- 0	HOME	0- 0	0- 0	0- 0				
0- 0	0- 0	0- 0	AWAY	0- 0	0- 0	0- 0				
0- 0	0- 0	0- 0	NEUTRAL	0- 0	0- 0	0- 0				

RPI S	Opponent	Score	RPI S	Opponent	Score	RPI S	Opponent	Score	RPI S	Opponent	Score	Team's RPI: 158
40	A West Virginia	61 66	52	A UNLV	57 64	244	H Southeastern La.	81 31				
						247	H Jacksonville St.	68 50				
						251	N Wisconsin	69 44				
						280	H High Point	73 62				
						322	H Jackson St.	89 41				
						331	H Lipscomb	76 49				
LAST 12 Division I GAMES:												
40	A West Virginia	61 66	52	A UNLV	57 64							
322	H Jackson St.	89 41	251	N Wisconsin	69 44							
			280	H High Point	73 62							
			247	H Jacksonville St.	68 50							
			331	H Lipscomb	76 49							
			244	H Southeastern La.	81 31							

Non-Div I Games:

Ole Miss

Omaha

O
m
a
h
a

Omaha

Page 217

Oral Roberts

Through Games Of Dec. 7, 2016

Average RPI Win:	181	WON-LOST	WINNING	LAST 10	STRENGTH OF	OPP. STRENGTH	TEAM	ADJ.	CONF.	ADJ CONF.
Average RPI Loss:	99	RECORD	PCT. RANK	GAMES	SCHEDULE	OF SCHEDULE	RPI	RPI	RPI	RPI
DIV. I ONLY	4- 4	155	4- 4	219	45	134	134	14	14	
DIV. I NON-CONF.	4- 4	154	4- 4	220	46	135	135	14	14	
TOTALS	RPI 1-25	RPI 26-50	W-L RECORDS	RPI 51-100	RPI 101-150	RPI 150+				
4- 4	0- 0	1- 1	OVERALL	0- 2	0- 0	3- 1				
2- 0	0- 0	0- 0	HOME	0- 0	0- 0	2- 0				
2- 4	0- 0	1- 1	AWAY	0- 2	0- 0	1- 1				
0- 0	0- 0	0- 0	NEUTRAL	0- 0	0- 0	0- 0				
4- 4	0- 0	1- 1	NON-CONFERENCE	0- 2	0- 0	3- 1				
2- 0	0- 0	0- 0	HOME	0- 0	0- 0	2- 0				
2- 4	0- 0	1- 1	AWAY	0- 2	0- 0	1- 1				
0- 0	0- 0	0- 0	NEUTRAL	0- 0	0- 0	0- 0				
0- 0	0- 0	0- 0	CONFERENCE	0- 0	0- 0	0- 0				
0- 0	0- 0	0- 0	HOME	0- 0	0- 0	0- 0				
0- 0	0- 0	0- 0	AWAY	0- 0	0- 0	0- 0				
0- 0	0- 0	0- 0	NEUTRAL	0- 0	0- 0	0- 0				

RPI 1-25				RPI 26-50				RPI 51-100				RPI 101+				Team's RPI: 134	
RPI	S	Opponent	Score	RPI	S	Opponent	Score	RPI	S	Opponent	Score	RPI	S	Opponent	Score		
				35	A	Oklahoma	74 67	54	A	Iowa	76 96	159	H	Tulsa	76 68		
				46	A	Northwestern	55 64	80	A	Little Rock	50 56	201	H	Missouri St.	78 56		
												214	A	Kansas	56 64		
												330	A	Houston Baptist	75 65		
LAST 12 Division I GAMES:																	
				214	A	Kansas	56 64	201	H	Missouri St.	78 56						
				159	H	Tulsa	76 68	35	A	Oklahoma	74 67						
				46	A	Northwestern	55 64	80	A	Little Rock	50 56						
				54	A	Iowa	76 96	330	A	Houston Baptist	75 65						

Non-Div I Games: Okla. Sci. & Arts 67 35

Oral Roberts

Loss, Non-Conf, S Site, H Home A Away N Neutral

Oregon

Through Games Of Dec. 7, 2016

Average RPI Win:	157	WON-LOST	WINNING	LAST 10	STRENGTH OF	OPP. STRENGTH	TEAM	ADJ.	CONF.	ADJ CONF.
Average RPI Loss:	10	RECORD	PCT. RANK	GAMES	SCHEDULE	OF SCHEDULE	RPI	RPI	RPI	RPI
DIV. I ONLY	6- 1	36	6- 1	171	10	47	47	2	2	
DIV. I NON-CONF.	6- 1	36	6- 1	173	10	48	48	2	2	
TOTALS	RPI 1-25	RPI 26-50	W-L RECORDS	RPI 51-100	RPI 101-150	RPI 150+				
6- 1	1- 1	0- 0	OVERALL	1- 0	0- 0	4- 0				
4- 0	1- 0	0- 0	HOME	1- 0	0- 0	2- 0				
1- 0	0- 0	0- 0	AWAY	0- 0	0- 0	1- 0				
1- 1	0- 1	0- 0	NEUTRAL	0- 0	0- 0	1- 0				
6- 1	1- 1	0- 0	NON-CONFERENCE	1- 0	0- 0	4- 0				
4- 0	1- 0	0- 0	HOME	1- 0	0- 0	2- 0				
1- 0	0- 0	0- 0	AWAY	0- 0	0- 0	1- 0				
1- 1	0- 1	0- 0	NEUTRAL	0- 0	0- 0	1- 0				
0- 0	0- 0	0- 0	CONFERENCE	0- 0	0- 0	0- 0				
0- 0	0- 0	0- 0	HOME	0- 0	0- 0	0- 0				
0- 0	0- 0	0- 0	AWAY	0- 0	0- 0	0- 0				
0- 0	0- 0	0- 0	NEUTRAL	0- 0	0- 0	0- 0				

RPI 1-25			RPI 26-50		Team's RPI: 47	RPI 51-100			RPI 101+		
RPI	S	Opponent	Score	RPI	S	Opponent	Score	RPI	S	Opponent	Score
10	N	Mississippi St.	63 75					66	H	Lamar University	84 67
21	H	Michigan St.	88 55					182	H	UTSA	77 63
								211	N	San Jose St.	91 62
								224	A	Hawaii	86 49
								239	H	CSU Bakersfield	77 62
LAST 12 Division I GAMES:											
211	N	San Jose St.	91 62	10	N	Mississippi St.	63 75				
224	A	Hawaii	86 49	21	H	Michigan St.	88 55				
				182	H	UTSA	77 63				
				239	H	CSU Bakersfield	77 62				
				66	H	Lamar University	84 67				

Non-Div I Games:

Oregon

Loss, Non-Conf, S Site, H Home A Away N Neutral

Average RPI Win: 134		WON-LOST	WINNING	LAST 10	STRENGTH OF	OPP. STRENGTH	TEAM	ADJ.	CONF.	ADJ CONF.
Average RPI Loss: 55		RECORD	PCT. RANK	GAMES	SCHEDULE	OF SCHEDULE	RPI	RPI	RPI	RPI
DIV. I ONLY		5- 1	43	5- 1	197	12	78	78	2	2
DIV. I NON-CONF.		5- 1	43	5- 1	197	12	78	78	2	2
TOTALS	RPI 1-25		RPI 26-50		W-L RECORDS		RPI 51-100		RPI 101-150	RPI 150+
5- 1	0- 0		0- 0		OVERALL	2- 1		0- 0		3- 0
3- 1	0- 0		0- 0		HOME	1- 1		0- 0		2- 0
0- 0	0- 0		0- 0		AWAY	0- 0		0- 0		0- 0
2- 0	0- 0		0- 0		NEUTRAL	1- 0		0- 0		1- 0
5- 1	0- 0		0- 0		NON-CONFERENCE	2- 1		0- 0		3- 0
3- 1	0- 0		0- 0		HOME	1- 1		0- 0		2- 0
0- 0	0- 0		0- 0		AWAY	0- 0		0- 0		0- 0
2- 0	0- 0		0- 0		NEUTRAL	1- 0		0- 0		1- 0
0- 0	0- 0		0- 0		CONFERENCE	0- 0		0- 0		0- 0
0- 0	0- 0		0- 0		HOME	0- 0		0- 0		0- 0
0- 0	0- 0		0- 0		AWAY	0- 0		0- 0		0- 0
0- 0	0- 0		0- 0		NEUTRAL	0- 0		0- 0		0- 0

RPI 1-25				RPI 26-50				RPI 51-100				Team's RPI: 78				RPI 101+			
RPI	S	Opponent	Score	RPI	S	Opponent	Score	RPI	S	Opponent	Score	RPI	S	Opponent	Score	RPI	S	Opponent	Score
								55	H	Marquette	73 74	166	N	Idaho	60 49				
								63	N	BYU	65 56	174	H	Idaho St.	61 38				
								66	H	Lamar University	88 56	203	H	Portland	62 45				
LAST 12 Division I GAMES:																			
				166	N	Idaho	60 49	63	N	BYU	65 56								
				55	H	Marquette	73 74												
				203	H	Portland	62 45												
				174	H	Idaho St.	61 38												
				66	H	Lamar University	88 56												

Non-Div I Games:

Oregon St.

Loss, Non-Conf, S Site, H Home A Away N Neutral

Average RPI Win:	225	WON-LOST	WINNING	LAST 10	STRENGTH OF	OPP. STRENGTH	TEAM	ADJ.	CONF.	ADJ CONF.
Average RPI Loss:	92	RECORD	PCT. RANK	GAMES	SCHEDULE	OF SCHEDULE	RPI	RPI	RPI	RPI
DIV. I ONLY	2- 5	242	2- 5	176	61	228	228	13	13	
DIV. I NON-CONF.	2- 5	243	2- 5	179	62	229	229	13	13	
TOTALS	RPI 1-25	RPI 26-50	W-L RECORDS	RPI 51-100	RPI 101-150	RPI 150+				
2- 5	0- 1	0- 0	OVERALL	0- 2	0- 1	2- 1				
1- 3	0- 0	0- 0	HOME	0- 2	0- 1	1- 0				
1- 2	0- 1	0- 0	AWAY	0- 0	0- 0	1- 1				
0- 0	0- 0	0- 0	NEUTRAL	0- 0	0- 0	0- 0				
2- 5	0- 1	0- 0	NON-CONFERENCE	0- 2	0- 1	2- 1				
1- 3	0- 0	0- 0	HOME	0- 2	0- 1	1- 0				
1- 2	0- 1	0- 0	AWAY	0- 0	0- 0	1- 1				
0- 0	0- 0	0- 0	NEUTRAL	0- 0	0- 0	0- 0				
0- 0	0- 0	0- 0	CONFERENCE	0- 0	0- 0	0- 0				
0- 0	0- 0	0- 0	HOME	0- 0	0- 0	0- 0				
0- 0	0- 0	0- 0	AWAY	0- 0	0- 0	0- 0				
0- 0	0- 0	0- 0	NEUTRAL	0- 0	0- 0	0- 0				

RPI 1-25				RPI 26-50				RPI 51-100				RPI 101+Team's RPI: 228			
RPI	S	Opponent	Score	RPI	S	Opponent	Score	RPI	S	Opponent	Score	RPI	S	Opponent	Score
22	A	UCLA	55 82					55	H	Marquette	75 89	145	H	UC Davis	87 95
								85	H	Montana St.	66 72	154	A	Long Beach St.	58 66
												211	A	San Jose St.	99 96
												239	H	CSU Bakersfield	91 61
LAST 12 Division I GAMES:															
154	A	Long Beach St.	58 66	239	H	CSU Bakersfield	91 61	55	H	Marquette	75 89				
				85	H	Montana St.	66 72	145	H	UC Davis	87 95				
				211	A	San Jose St.	99 96	22	A	UCLA	55 82				

Non-Div I Games: UC Merced 111 50

Pacific

■ Loss,
 ■ Non-Conf,
 ■ S Site,
 ■ H Home
 ■ A Away
 N Neutral

Average RPI Win:	288	WON-LOST	WINNING	LAST 10	STRENGTH OF	OPP. STRENGTH	TEAM	ADJ.	CONF.	ADJ CONF.
Average RPI Loss:	162	RECORD	PCT. RANK	GAMES	SCHEDULE	OF SCHEDULE	RPI	RPI	RPI	RPI
DIV. I ONLY	3- 4	195	3- 4	320	245	289	289	17	17	
DIV. I NON-CONF.	3- 4	195	3- 4	319	245	287	287	17	17	
TOTALS	RPI 1-25	RPI 26-50	W-L RECORDS	RPI 51-100	RPI 101-150	RPI 150+				
3- 4	0- 0	0- 0	OVERALL	0- 1	0- 0	3- 3				
0- 3	0- 0	0- 0	HOME	0- 0	0- 0	0- 3				
3- 1	0- 0	0- 0	AWAY	0- 1	0- 0	3- 0				
0- 0	0- 0	0- 0	NEUTRAL	0- 0	0- 0	0- 0				
3- 4	0- 0	0- 0	NON-CONFERENCE	0- 1	0- 0	3- 3				
0- 3	0- 0	0- 0	HOME	0- 0	0- 0	0- 3				
3- 1	0- 0	0- 0	AWAY	0- 1	0- 0	3- 0				
0- 0	0- 0	0- 0	NEUTRAL	0- 0	0- 0	0- 0				
0- 0	0- 0	0- 0	CONFERENCE	0- 0	0- 0	0- 0				
0- 0	0- 0	0- 0	HOME	0- 0	0- 0	0- 0				
0- 0	0- 0	0- 0	AWAY	0- 0	0- 0	0- 0				
0- 0	0- 0	0- 0	NEUTRAL	0- 0	0- 0	0- 0				

RPI 1-25				RPI 26-50				RPI 51-100				RPI 101+				Team's RPI: 289	
RPI	S	Opponent	Score	RPI	S	Opponent	Score	RPI	S	Opponent	Score	RPI	S	Opponent	Score		
								62	A	Duke	55	68	157	H	La Salle	56	58
												209	H	Saint Joseph's	53	57	
												217	A	Rhode Island	75	43	
												219	H	Binghamton	48	61	
												310	A	Lafayette	64	47	
												336	A	Wagner	63	39	
LAST 12 Division I GAMES:																	
				157	H	La Salle	56	68	62	A	Duke	55	68				
				336	A	Wagner	63	39									
				310	A	Lafayette	64	47									
				209	H	Saint Joseph's	53	57									
				217	A	Rhode Island	75	43									
				219	H	Binghamton	48	61									

Non-Div I Games:

Penn

Average RPI Win:	199	WON-LOST	WINNING	LAST 10	STRENGTH OF	OPP. STRENGTH	TEAM	ADJ.	CONF.	ADJ CONF.
Average RPI Loss:	15	RECORD	PCT. RANK	GAMES	SCHEDULE	OF SCHEDULE	RPI	RPI	RPI	RPI
DIV. I ONLY	7- 2	49	7- 2	151	77	61	61	6	6	
DIV. I NON-CONF.	7- 2	49	7- 2	151	79	63	63	6	6	
TOTALS	RPI 1-25	RPI 26-50	W-L RECORDS	RPI 51-100	RPI 101-150	RPI 150+				
7- 2	0- 2	1- 0	OVERALL	0- 0	0- 0	6- 0				
4- 0	0- 0	1- 0	HOME	0- 0	0- 0	3- 0				
2- 1	0- 1	0- 0	AWAY	0- 0	0- 0	2- 0				
1- 1	0- 1	0- 0	NEUTRAL	0- 0	0- 0	1- 0				
7- 2	0- 2	1- 0	NON-CONFERENCE	0- 0	0- 0	6- 0				
4- 0	0- 0	1- 0	HOME	0- 0	0- 0	3- 0				
2- 1	0- 1	0- 0	AWAY	0- 0	0- 0	2- 0				
1- 1	0- 1	0- 0	NEUTRAL	0- 0	0- 0	1- 0				
0- 0	0- 0	0- 0	CONFERENCE	0- 0	0- 0	0- 0				
0- 0	0- 0	0- 0	HOME	0- 0	0- 0	0- 0				
0- 0	0- 0	0- 0	AWAY	0- 0	0- 0	0- 0				
0- 0	0- 0	0- 0	NEUTRAL	0- 0	0- 0	0- 0				

RPI 1-25				RPI 26-50				RPI 51-100				Team's RPI: 61				RPI 101+			
RPI	S	Opponent	Score	RPI	S	Opponent	Score	RPI	S	Opponent	Score					RPI	S	Opponent	Score
4	N	Georgetown	54 68	34	H	Tennessee	70 56									180	H	Akron	84 71
25	A	Drexel	60 83													188	N	Georgia St.	69 42
																200	H	Marshall	82 80
																205	A	Boston College	60 56
																266	H	Saint Peter's	106 50
																320	A	Holy Cross	84 48
LAST 12 Division I GAMES:																			
34	H	Tennessee	70 56	320	A	Holy Cross	84 48												
180	H	Akron	84 71	200	H	Marshall	82 80												
266	H	Saint Peter's	106 50	205	A	Boston College	60 56												
25	A	Drexel	60 83	4	N	Georgetown	54 68												
				188	N	Georgia St.	69 42												

Non-Div I Games:

Penn St.

Average RPI Win:	0	WON-LOST	WINNING	LAST 10	STRENGTH OF	OPP. STRENGTH	TEAM	ADJ.	CONF.	ADJ CONF.
Average RPI Loss:	246	RECORD	PCT. RANK	GAMES	SCHEDULE	OF SCHEDULE	RPI	RPI	RPI	RPI
DIV. I ONLY	0- 8	324	0- 8	269	329	343	343	13	13	
DIV. I NON-CONF.	0- 8	323	0- 8	270	328	343	343	13	13	
TOTALS	RPI 1-25	RPI 26-50	W-L RECORDS	RPI 51-100	RPI 101-150	RPI 150+				
0- 8	0- 0	0- 0	OVERALL	0- 1	0- 0	0- 7				
0- 3	0- 0	0- 0	HOME	0- 1	0- 0	0- 2				
0- 5	0- 0	0- 0	AWAY	0- 0	0- 0	0- 5				
0- 0	0- 0	0- 0	NEUTRAL	0- 0	0- 0	0- 0				
0- 8	0- 0	0- 0	NON-CONFERENCE	0- 1	0- 0	0- 7				
0- 3	0- 0	0- 0	HOME	0- 1	0- 0	0- 2				
0- 5	0- 0	0- 0	AWAY	0- 0	0- 0	0- 5				
0- 0	0- 0	0- 0	NEUTRAL	0- 0	0- 0	0- 0				
0- 0	0- 0	0- 0	CONFERENCE	0- 0	0- 0	0- 0				
0- 0	0- 0	0- 0	HOME	0- 0	0- 0	0- 0				
0- 0	0- 0	0- 0	AWAY	0- 0	0- 0	0- 0				
0- 0	0- 0	0- 0	NEUTRAL	0- 0	0- 0	0- 0				

RPI 1-25			RPI 26-50			RPI 51-100			RPI 101+			Team's RPI: 343
RPI	S	Opponent	Score	RPI	S	Opponent	Score	RPI	S	Opponent	Score	
						62 H Duke	65 99	154 H Long Beach St.		41 44		
								262 H Nevada		60 69		
								267 A Cal Poly		52 62		
								285 A New Mexico St.		66 75		
								304 A Utah Valley		65 72		
								311 A Denver		67 75		
								323 A UC Santa Barbara		57 66		
LAST 12 Division I GAMES:												
311	A	Denver	67 75	304	A	Utah Valley	65 72					
267	A	Cal Poly	52 62	62	H	Duke	65 99					
				285	A	New Mexico St.	66 75					
				262	H	Nevada	60 69					
				323	A	UC Santa Barbara	57 66					
				154	H	Long Beach St.	41 44					

Non-Div I Games:

Pepperdine

Average RPI Win:	233	WON-LOST	WINNING	LAST 10	STRENGTH OF	OPP. STRENGTH	TEAM	ADJ.	CONF.	ADJ CONF.
Average RPI Loss:	106	RECORD	PCT. RANK	GAMES	SCHEDULE	OF SCHEDULE	RPI	RPI	RPI	RPI
DIV. I ONLY	6- 2	57	6- 2	241	144	171	171	3	3	
DIV. I NON-CONF.	6- 2	57	6- 2	242	147	171	171	3	3	
TOTALS	RPI 1-25	RPI 26-50	W-L RECORDS	RPI 51-100	RPI 101-150	RPI 150+				
6- 2	0- 0	0- 1	OVERALL	0- 0	1- 0	5- 1				
6- 2	0- 0	0- 1	HOME	0- 0	1- 0	5- 1				
0- 0	0- 0	0- 0	AWAY	0- 0	0- 0	0- 0				
0- 0	0- 0	0- 0	NEUTRAL	0- 0	0- 0	0- 0				
6- 2	0- 0	0- 1	NON-CONFERENCE	0- 0	1- 0	5- 1				
6- 2	0- 0	0- 1	HOME	0- 0	1- 0	5- 1				
0- 0	0- 0	0- 0	AWAY	0- 0	0- 0	0- 0				
0- 0	0- 0	0- 0	NEUTRAL	0- 0	0- 0	0- 0				
0- 0	0- 0	0- 0	CONFERENCE	0- 0	0- 0	0- 0				
0- 0	0- 0	0- 0	HOME	0- 0	0- 0	0- 0				
0- 0	0- 0	0- 0	AWAY	0- 0	0- 0	0- 0				
0- 0	0- 0	0- 0	NEUTRAL	0- 0	0- 0	0- 0				

RPI 1-25			RPI 26-50			RPI 51-100			RPI 101+			Team's RPI: 171
RPI	S	Opponent	Score	RPI	S	Opponent	Score	RPI	S	Opponent	Score	
				36	H	Charlotte	63 70					
								124	H	Cornell	56 44	
								153	H	Bryant	76 60	
								175	H	Purdue	61 67	
								181	H	Loyola Chicago	59 35	
								299	H	Loyola Maryland	74 44	
								318	H	Youngstown St.	63 50	
								324	H	Mt. St. Mary's	89 54	
LAST 12 Division I GAMES:												
153	H	Bryant	76 60	318	H	Youngstown St.	63 50					
36	H	Charlotte	63 70	324	H	Mt. St. Mary's	89 54					
175	H	Purdue	61 67									
124	H	Cornell	56 44									
299	H	Loyola Maryland	74 44									
181	H	Loyola Chicago	59 35									

Non-Div I Games: Slippery Rock 94 48

Pittsburgh

Average RPI Win:	232	WON-LOST	WINNING	LAST 10	STRENGTH OF	OPP. STRENGTH	TEAM	ADJ.	CONF.	ADJ CONF.
Average RPI Loss:	118	RECORD	PCT. RANK	GAMES	SCHEDULE	OF SCHEDULE	RPI	RPI	RPI	RPI
DIV. I ONLY	1- 6	299	1- 6	25	308	203	203	13	13	
DIV. I NON-CONF.	1- 6	298	1- 6	25	308	206	206	13	13	
TOTALS	RPI 1-25	RPI 26-50	W-L RECORDS	RPI 51-100	RPI 101-150	RPI 150+				
1- 6	0- 0	0- 2	OVERALL	0- 1	0- 1	1- 2				
1- 1	0- 0	0- 1	HOME	0- 0	0- 0	1- 0				
0- 4	0- 0	0- 0	AWAY	0- 1	0- 1	0- 2				
0- 1	0- 0	0- 1	NEUTRAL	0- 0	0- 0	0- 0				
1- 6	0- 0	0- 2	NON-CONFERENCE	0- 1	0- 1	1- 2				
1- 1	0- 0	0- 1	HOME	0- 0	0- 0	1- 0				
0- 4	0- 0	0- 0	AWAY	0- 1	0- 1	0- 2				
0- 1	0- 0	0- 1	NEUTRAL	0- 0	0- 0	0- 0				
0- 0	0- 0	0- 0	CONFERENCE	0- 0	0- 0	0- 0				
0- 0	0- 0	0- 0	HOME	0- 0	0- 0	0- 0				
0- 0	0- 0	0- 0	AWAY	0- 0	0- 0	0- 0				
0- 0	0- 0	0- 0	NEUTRAL	0- 0	0- 0	0- 0				

RPI 1-25				RPI 26-50				RPI 51-100				RPI 101+				Team's RPI: 203	
RPI	S	Opponent	Score	RPI	S	Opponent	Score	RPI	S	Opponent	Score	RPI	S	Opponent	Score		
				26	H	Washington	53 83	78	A	Oregon St.	45 62	145	A	UC Davis	52 66		
				44	N	Southern California	54 67					155	A	Weber St.	37 76		
												232	H	Portland St.	79 68		
												262	A	Nevada	59 72		
LAST 12 Division I GAMES:																	
				78	A	Oregon St.	45 62	155	A	Weber St.	37 76						
				262	A	Nevada	59 72	232	H	Portland St.	79 68						
				145	A	UC Davis	52 66	26	H	Washington	53 83						
								44	N	Southern California	54 67						

Non-Div I Games: Alas. Anchorage 66 57

Portland

Average RPI Win:	296	WON-LOST	WINNING	LAST 10	STRENGTH OF	OPP. STRENGTH	TEAM	ADJ.	CONF.	ADJ CONF.
Average RPI Loss:	112	RECORD	PCT. RANK	GAMES	SCHEDULE	OF SCHEDULE	RPI	RPI	RPI	RPI
DIV. I ONLY	2- 3	207	2- 3	316	34	232	232	19	19	
DIV. I NON-CONF.	2- 3	210	2- 3	315	34	233	233	19	19	
TOTALS	RPI 1-25	RPI 26-50	W-L RECORDS	RPI 51-100	RPI 101-150	RPI 150+				
2- 3	0- 1	0- 0	OVERALL	0- 0	0- 1	2- 1				
1- 0	0- 0	0- 0	HOME	0- 0	0- 0	1- 0				
1- 3	0- 0	0- 0	AWAY	0- 0	0- 0	1- 0				
0- 0	0- 0	0- 0	NEUTRAL	0- 0	0- 0	0- 0				
2- 3	0- 1	0- 0	NON-CONFERENCE	0- 0	0- 1	2- 1				
1- 0	0- 0	0- 0	HOME	0- 0	0- 0	1- 0				
1- 3	0- 1	0- 0	AWAY	0- 0	0- 1	1- 1				
0- 0	0- 0	0- 0	NEUTRAL	0- 0	0- 0	0- 0				
0- 0	0- 0	0- 0	CONFERENCE	0- 0	0- 0	0- 0				
0- 0	0- 0	0- 0	HOME	0- 0	0- 0	0- 0				
0- 0	0- 0	0- 0	AWAY	0- 0	0- 0	0- 0				
0- 0	0- 0	0- 0	NEUTRAL	0- 0	0- 0	0- 0				

RPI 1-25				RPI 26-50				RPI 51-100				RPI 101+				Team's RPI: 232	
RPI	S	Opponent	Score	RPI	S	Opponent	Score	RPI	S	Opponent	Score	RPI	S	Opponent	Score		
11	A	Boise St.	76 94									121	A	CSUN	72 99		
												203	A	Portland	68 79		
												279	H	UC Irvine	79 73		
												313	A	Seattle U	79 71		
LAST 12 Division I GAMES:																	
279	H	UC Irvine	79 73	11	A	Boise St.	76 94										
203	A	Portland	68 79	121	A	CSUN	72 99										
313	A	Seattle U	79 71														

Non-Div I Games: Pacific Union 93 61

Portland St.

Average RPI Win:	284	WON-LOST	WINNING	LAST 10	STRENGTH OF	OPP. STRENGTH	TEAM	ADJ.	CONF.	ADJ CONF.
Average RPI Loss:	105	RECORD	PCT. RANK	GAMES	SCHEDULE	OF SCHEDULE	RPI	RPI	RPI	RPI
DIV. I ONLY	4- 5	186	4- 5	181	234	182	182	28	28	
DIV. I NON-CONF.	4- 5	186	4- 5	183	234	183	183	28	28	
TOTALS	RPI 1-25	RPI 26-50	W-L RECORDS	RPI 51-100	RPI 101-150	RPI 150+				
4- 5	0- 1	0- 0	OVERALL	0- 2	0- 1	4- 1				
3- 0	0- 0	0- 0	HOME	0- 0	0- 0	3- 0				
0- 5	0- 0	0- 0	AWAY	0- 0	0- 0	0- 0				
1- 0	0- 0	0- 0	NEUTRAL	0- 0	0- 0	1- 0				
4- 5	0- 1	0- 0	NON-CONFERENCE	0- 2	0- 1	4- 1				
3- 0	0- 0	0- 0	HOME	0- 0	0- 0	3- 0				
0- 5	0- 1	0- 0	AWAY	0- 2	0- 1	0- 1				
1- 0	0- 0	0- 0	NEUTRAL	0- 0	0- 0	1- 0				
0- 0	0- 0	0- 0	CONFERENCE	0- 0	0- 0	0- 0				
0- 0	0- 0	0- 0	HOME	0- 0	0- 0	0- 0				
0- 0	0- 0	0- 0	AWAY	0- 0	0- 0	0- 0				
0- 0	0- 0	0- 0	NEUTRAL	0- 0	0- 0	0- 0				

RPI 1-25				RPI 26-50				RPI 51-100				RPI 101+ Team's RPI: 182			
RPI	S	Opponent	Score	RPI	S	Opponent	Score	RPI	S	Opponent	Score	RPI	S	Opponent	Score
3	A	DePaul	62 94					56	A	Texas Tech	43 85	127	A	Rice	57 68
								75	A	SMU	54 61	200	N	Marshall	78 68
												264	A	UTRGV	74 82
												298	H	Sam Houston St.	75 65
												301	H	Nicholls St.	69 67
												337	H	Bethune-Cookman	66 64
LAST 12 Division I GAMES:															
264	A	UTRGV	74 82	3	A	DePaul	62 94	298	H	Sam Houston St.	75 65				
75	A	SMU	54 61	56	A	Texas Tech	43 85	200	N	Marshall	78 68				
337	H	Bethune-Cookman	66 64												
301	H	Nicholls St.	69 67												
127	A	Rice	57 68												

Non-Div I Games:

Average RPI Win:	0	WON-LOST	WINNING	LAST 10	STRENGTH OF	OPP. STRENGTH	TEAM	ADJ.	CONF.	ADJ CONF.
Average RPI Loss:	139	RECORD	PCT. RANK	GAMES	SCHEDULE	OF SCHEDULE	RPI	RPI	RPI	RPI
DIV. I ONLY	0- 7	324	0- 7	76	300	295	295	26	26	
DIV. I NON-CONF.	0- 7	323	0- 7	77	300	294	294	26	26	
TOTALS	RPI 1-25	RPI 26-50	W-L RECORDS	RPI 51-100	RPI 101-150	RPI 150+				
0- 7	0- 0	0- 2	OVERALL	0- 2	0- 1	0- 2				
0- 1	0- 0	0- 0	HOME	0- 0	0- 0	0- 1				
0- 5	0- 0	0- 2	AWAY	0- 2	0- 1	0- 0				
0- 1	0- 0	0- 0	NEUTRAL	0- 0	0- 0	0- 1				
0- 7	0- 0	0- 2	NON-CONFERENCE	0- 2	0- 1	0- 2				
0- 1	0- 0	0- 0	HOME	0- 0	0- 0	0- 1				
0- 5	0- 0	0- 2	AWAY	0- 2	0- 1	0- 0				
0- 1	0- 0	0- 0	NEUTRAL	0- 0	0- 0	0- 1				
0- 0	0- 0	0- 0	CONFERENCE	0- 0	0- 0	0- 0				
0- 0	0- 0	0- 0	HOME	0- 0	0- 0	0- 0				
0- 0	0- 0	0- 0	AWAY	0- 0	0- 0	0- 0				
0- 0	0- 0	0- 0	NEUTRAL	0- 0	0- 0	0- 0				

RPI 1-25				RPI 26-50				RPI 51-100				RPI 101+ Team's RPI: 295			
RPI	S	Opponent	Score	RPI	S	Opponent	Score	RPI	S	Opponent	Score	RPI	S	Opponent	Score
				33	A	Virginia Tech	36 67	82	A	Indiana	37 71	118	A	Gonzaga	39 79
				36	A	Charlotte	63 71	90	A	East Carolina	46 54	273	N	Texas Southern	62 74
												339	H	USC Upstate	48 55
LAST 12 Division I GAMES:															
				118	A	Gonzaga	39 79	90	A	East Carolina	46 54	273	N	Texas Southern	62 74
								36	A	Charlotte	63 71	33	A	Virginia Tech	36 67
								339	H	USC Upstate	48 55	82	A	Indiana	37 71

Non-Div I Games:

Presbyterian

Average RPI Win:	240	WON-LOST	WINNING	LAST 10	STRENGTH OF	OPP. STRENGTH	TEAM	ADJ.	CONF.	ADJ CONF.
Average RPI Loss:	108	RECORD	PCT. RANK	GAMES	SCHEDULE	OF SCHEDULE	RPI	RPI	RPI	RPI
DIV. I ONLY	4- 4	155	4- 4	246	142	223	223	17	17	
DIV. I NON-CONF.	4- 4	154	4- 4	247	145	225	225	17	17	
TOTALS	RPI 1-25	RPI 26-50	W-L RECORDS	RPI 51-100	RPI 101-150	RPI 150+				
4- 4	0- 0	0- 0	OVERALL	0- 3	0- 0	4- 1				
3- 2	0- 0	0- 0	HOME	0- 1	0- 0	3- 1				
1- 2	0- 0	0- 0	AWAY	0- 2	0- 0	1- 0				
0- 0	0- 0	0- 0	NEUTRAL	0- 0	0- 0	0- 0				
4- 4	0- 0	0- 0	NON-CONFERENCE	0- 3	0- 0	4- 1				
3- 2	0- 0	0- 0	HOME	0- 1	0- 0	3- 1				
1- 2	0- 0	0- 0	AWAY	0- 2	0- 0	1- 0				
0- 0	0- 0	0- 0	NEUTRAL	0- 0	0- 0	0- 0				
0- 0	0- 0	0- 0	CONFERENCE	0- 0	0- 0	0- 0				
0- 0	0- 0	0- 0	HOME	0- 0	0- 0	0- 0				
0- 0	0- 0	0- 0	AWAY	0- 0	0- 0	0- 0				
0- 0	0- 0	0- 0	NEUTRAL	0- 0	0- 0	0- 0				

RPI 1-25				RPI 26-50				RPI 51-100				RPI 101+				Team's RPI: 223	
RPI	S	Opponent	Score	RPI	S	Opponent	Score	RPI	S	Opponent	Score	RPI	S	Opponent	Score		
								88	A	George Washington	45	56	151	H	Dayton	56	62
								95	H	Rider	62	70	169	H	Seton Hall	94	67
								98	A	Delaware	62	66	207	H	Rutgers	64	34
													275	A	UMBC	69	58
													310	H	Lafayette	65	27
LAST 12 Division I GAMES:																	
				310	H	Lafayette	65	27	88	A	George Washington	45	56				
				169	H	Seton Hall	94	67	95	H	Rider	62	70				
				275	A	UMBC	69	58									
				207	H	Rutgers	64	34									
				98	A	Delaware	62	66									
				151	H	Dayton	56	62									

Non-Div I Games:

Princeton

RPI S	Opponent	Score
153 N	Bryant	62 51
164 A	UNCW	65 49
177 A	Hartford	77 65
186 A	Columbia	64 66
199 A	Brown	70 77
216 N	Miami (OH)	75 59
219 H	Binghamton	71 58
229 H	Colgate	92 85
281 H	North Dakota St.	86 63

Providence

Average RPI Win:	234	WON-LOST	WINNING	LAST 10	STRENGTH OF	OPP. STRENGTH	TEAM	ADJ.	CONF.	ADJ CONF.
Average RPI Loss:	128	RECORD	PCT. RANK	GAMES	SCHEDULE	OF SCHEDULE	RPI	RPI	RPI	RPI
DIV. I ONLY	6- 4	130	6- 4	220	205	175	175	6	6	
DIV. I NON-CONF.	6- 4	131	6- 4	221	206	175	175	6	6	
TOTALS	RPI 1-25	RPI 26-50	W-L RECORDS	RPI 51-100	RPI 101-150	RPI 150+				
6- 4	0- 0	0- 0	OVERALL	0- 2	0- 1	6- 1				
3- 2	0- 0	0- 0	HOME	0- 1	0- 0	3- 1				
1- 1	0- 0	0- 0	AWAY	0- 0	0- 1	1- 0				
2- 1	0- 0	0- 0	NEUTRAL	0- 1	0- 0	2- 0				
6- 4	0- 0	0- 0	NON-CONFERENCE	0- 2	0- 1	6- 1				
3- 2	0- 0	0- 0	HOME	0- 1	0- 0	3- 1				
1- 1	0- 0	0- 0	AWAY	0- 0	0- 1	1- 0				
2- 1	0- 0	0- 0	NEUTRAL	0- 1	0- 0	2- 0				
0- 0	0- 0	0- 0	CONFERENCE	0- 0	0- 0	0- 0				
0- 0	0- 0	0- 0	HOME	0- 0	0- 0	0- 0				
0- 0	0- 0	0- 0	AWAY	0- 0	0- 0	0- 0				
0- 0	0- 0	0- 0	NEUTRAL	0- 0	0- 0	0- 0				

RPI 1-25				RPI 26-50				RPI 51-100				RPI 101+				Team's RPI: 175	
RPI	S	Opponent	Score	RPI	S	Opponent	Score	RPI	S	Opponent	Score	RPI	S	Opponent	Score		
								67	N	Stanford	69	78	105	A	Maine	47	67
								99	H	Villanova	44	58	171	A	Pittsburgh	67	61
													193	H	Central Mich.	62	51
													202	N	Wichita St.	86	49
													229	H	Colgate	71	51
													240	H	Southern Ill.	61	64
													272	N	Northeastern	79	54
													339	H	USC Upstate	71	41
LAST 12 Division I GAMES:																	
				193	H	Central Mich.	62	51		229	H	Colgate	71	51			
				339	H	USC Upstate	71	41		171	A	Pittsburgh	67	61			
				99	H	Villanova	44	58		67	N	Stanford	69	78			
				105	A	Maine	47	67		272	N	Northeastern	79	54			
										202	N	Wichita St.	86	49			
										240	H	Southern Ill.	61	64			

Non-Div I Games:

Purdue

Quinnipiac

Through Games Of Dec. 7, 2016

Average RPI Win:	237	WON-LOST	WINNING	LAST 10	STRENGTH OF	OPP. STRENGTH	TEAM	ADJ.	CONF.	ADJ CONF.
Average RPI Loss:	51	RECORD	PCT. RANK	GAMES	SCHEDULE	OF SCHEDULE	RPI	RPI	RPI	RPI
DIV. I ONLY	6- 2	57	6- 2	307	58	152	152	20	20	
DIV. I NON-CONF.	4- 2	94	4- 2	274	38	151	151	20	20	
TOTALS	RPI 1-25	RPI 26-50	W-L RECORDS	RPI 51-100	RPI 101-150	RPI 150+				
6- 2	0- 1	0- 0	OVERALL	0- 1	0- 0	6- 0				
3- 1	0- 1	0- 0	HOME	0- 0	0- 0	3- 0				
3- 1	0- 0	0- 0	AWAY	0- 0	0- 0	3- 0				
0- 0	0- 0	0- 0	NEUTRAL	0- 0	0- 0	0- 0				
4- 2	0- 1	0- 0	NON-CONFERENCE	0- 1	0- 0	4- 0				
2- 1	0- 1	0- 0	HOME	0- 0	0- 0	2- 0				
2- 1	0- 0	0- 0	AWAY	0- 1	0- 0	2- 0				
0- 0	0- 0	0- 0	NEUTRAL	0- 0	0- 0	0- 0				
2- 0	0- 0	0- 0	CONFERENCE	0- 0	0- 0	2- 0				
1- 0	0- 0	0- 0	HOME	0- 0	0- 0	1- 0				
1- 0	0- 0	0- 0	AWAY	0- 0	0- 0	1- 0				
0- 0	0- 0	0- 0	NEUTRAL	0- 0	0- 0	0- 0				

RPI 1-25				RPI 26-50				RPI 51-100				RPI 101+ Team's RPI: 152			
RPI	S	Opponent	Score	RPI	S	Opponent	Score	RPI	S	Opponent	Score	RPI	S	Opponent	Score
21	H	Michigan St.	54 71					81	A	Temple	68 71	151	A	Dayton	63 60
												161	H	FGCU	66 56
												252	H	Siena	73 47
												266	A	Saint Peter's	84 51
												272	H	Northeastern	76 59
												320	A	Holy Cross	78 55
LAST 12 Division I GAMES:															
21	H	Michigan St.	54 71	81	A	Temple	68 71	272	H	Northeastern	76 59				
252	H	Siena	73 47	320	A	Holy Cross	78 55	151	A	Dayton	63 60				
266	A	Saint Peter's	84 51	161	H	FGCU	66 56								

Non-Div I Games:

Quinnipiac

Loss, Non-Conf, S Site, H Home A Away N Neutral

Average RPI Win:	291	WON-LOST	WINNING	LAST 10	STRENGTH OF	OPP. STRENGTH	TEAM	ADJ.	CONF.	ADJ CONF.
Average RPI Loss:	92	RECORD	PCT. RANK	GAMES	SCHEDULE	OF SCHEDULE	RPI	RPI	RPI	RPI
DIV. I ONLY	4- 1	46	4- 1	323	253	146	146	26	26	
DIV. I NON-CONF.	4- 1	46	4- 1	322	253	148	148	26	26	
TOTALS	RPI 1-25	RPI 26-50	W-L RECORDS	RPI 51-100	RPI 101-150	RPI 150+				
4- 1	0- 0	0- 0	OVERALL	0- 1	0- 0	4- 0				
1- 0	0- 0	0- 0	HOME	0- 0	0- 0	1- 0				
3- 1	0- 0	0- 0	AWAY	0- 0	0- 0	3- 0				
0- 0	0- 0	0- 0	NEUTRAL	0- 0	0- 0	0- 0				
4- 1	0- 0	0- 0	NON-CONFERENCE	0- 1	0- 0	4- 0				
1- 0	0- 0	0- 0	HOME	0- 0	0- 0	1- 0				
3- 1	0- 0	0- 0	AWAY	0- 1	0- 0	3- 0				
0- 0	0- 0	0- 0	NEUTRAL	0- 0	0- 0	0- 0				
0- 0	0- 0	0- 0	CONFERENCE	0- 0	0- 0	0- 0				
0- 0	0- 0	0- 0	HOME	0- 0	0- 0	0- 0				
0- 0	0- 0	0- 0	AWAY	0- 0	0- 0	0- 0				
0- 0	0- 0	0- 0	NEUTRAL	0- 0	0- 0	0- 0				

RPI 1-25			RPI 26-50			RPI 51-100			RPI 101+			Team's RPI: 146
RPI	S	Opponent	Score	RPI	S	Opponent	Score	RPI	S	Opponent	Score	
						92	A George Mason	56	70	235	A Appalachian St.	57 54
										292	A Davidson	44 40
										309	A UNCG	70 54
										328	H Tennessee Tech	79 46
LAST 12 Division I GAMES:												
						309	A UNCG	70 54				
						328	H Tennessee Tech	79 46				
						292	A Davidson	44 40				
						92	A George Mason	56	70			
						235	A Appalachian St.	57 54				

Non-Div I Games: Davis & Elkins 67 57

Radford

Rhode Island

Through Games Of Dec. 7, 2016

Average RPI Win:	276	WON-LOST	WINNING	LAST 10	STRENGTH OF	OPP. STRENGTH	TEAM	ADJ.	CONF.	ADJ CONF.
Average RPI Loss:	168	RECORD	PCT. RANK	GAMES	SCHEDULE	OF SCHEDULE	RPI	RPI	RPI	RPI
DIV. I ONLY	4- 5	186	4- 5	216	317	217	217	11	11	
DIV. I NON-CONF.	4- 5	186	4- 5	217	316	219	219	11	11	
TOTALS	RPI 1-25	RPI 26-50	W-L RECORDS	RPI 51-100	RPI 101-150	RPI 150+				
4- 5	0- 0	0- 0	OVERALL	0- 1	0- 1	4- 3				
2- 1	0- 0	0- 0	HOME	0- 0	0- 0	2- 1				
2- 3	0- 0	0- 0	AWAY	0- 1	0- 1	2- 1				
0- 1	0- 0	0- 0	NEUTRAL	0- 0	0- 0	0- 1				
4- 5	0- 0	0- 0	NON-CONFERENCE	0- 1	0- 1	4- 3				
2- 1	0- 0	0- 0	HOME	0- 0	0- 0	2- 1				
2- 3	0- 0	0- 0	AWAY	0- 1	0- 1	2- 1				
0- 1	0- 0	0- 0	NEUTRAL	0- 0	0- 0	0- 1				
0- 0	0- 0	0- 0	CONFERENCE	0- 0	0- 0	0- 0				
0- 0	0- 0	0- 0	HOME	0- 0	0- 0	0- 0				
0- 0	0- 0	0- 0	AWAY	0- 0	0- 0	0- 0				
0- 0	0- 0	0- 0	NEUTRAL	0- 0	0- 0	0- 0				

RPI 1-25			RPI 26-50			RPI 51-100			RPI 101+			Team's RPI: 217
RPI	S	Opponent	Score	RPI	S	Opponent	Score	RPI	S	Opponent	Score	
						86 A Syracuse	49 95			114 A Toledo	50 65	
										153 N Bryant	56 62	
										199 A Brown	65 76	
										220 H Samford	78 63	
										257 A Fairfield	72 65	
										289 H Penn	43 75	
										300 H Marist	82 61	
										327 A UMass Lowell	64 57	
LAST 12 Division I GAMES:												
						153 N Bryant	56 62			327 A UMass Lowell	64 57	
						199 A Brown	65 76			257 A Fairfield	72 65	
						86 A Syracuse	49 95			220 H Samford	78 63	
										289 H Penn	43 75	
										114 A Toledo	50 65	
										300 H Marist	82 61	

Non-Div I Games:

Rhode Island

■ Loss,
 ■ Non-Conf, S Site,
 ■ Home
 ■ Away
 N Neutral

Average RPI Win:	272	WON-LOST	WINNING	LAST 10	STRENGTH OF	OPP. STRENGTH	TEAM	ADJ.	CONF.	ADJ CONF.
Average RPI Loss:	12	RECORD	PCT. RANK	GAMES	SCHEDULE	OF SCHEDULE	RPI	RPI	RPI	RPI
DIV. I ONLY	5- 2	76	5- 2	279	82	127	127	10	10	
DIV. I NON-CONF.	5- 2	75	5- 2	280	85	127	127	10	10	
TOTALS	RPI 1-25	RPI 26-50	W-L RECORDS	RPI 51-100	RPI 101-150	RPI 150+				
5- 2	0- 2	0- 0	OVERALL	0- 0	0- 0	5- 0				
3- 0	0- 0	0- 0	HOME	0- 0	0- 0	3- 0				
2- 2	0- 2	0- 0	AWAY	0- 0	0- 0	2- 0				
0- 0	0- 0	0- 0	NEUTRAL	0- 0	0- 0	0- 0				
5- 2	0- 2	0- 0	NON-CONFERENCE	0- 0	0- 0	5- 0				
3- 0	0- 0	0- 0	HOME	0- 0	0- 0	3- 0				
2- 2	0- 2	0- 0	AWAY	0- 0	0- 0	2- 0				
0- 0	0- 0	0- 0	NEUTRAL	0- 0	0- 0	0- 0				
0- 0	0- 0	0- 0	CONFERENCE	0- 0	0- 0	0- 0				
0- 0	0- 0	0- 0	HOME	0- 0	0- 0	0- 0				
0- 0	0- 0	0- 0	AWAY	0- 0	0- 0	0- 0				
0- 0	0- 0	0- 0	NEUTRAL	0- 0	0- 0	0- 0				

RPI 1-25				RPI 26-50				RPI 51-100				RPI 101+ Team's RPI: 127			
RPI	S	Opponent	Score	RPI	S	Opponent	Score	RPI	S	Opponent	Score	RPI	S	Opponent	Score
7	A	LSU	55 66									182	H	Prairie View	68 57
16	A	Oklahoma St.	51 65									208	H	Grand Canyon	64 50
												298	H	Sam Houston St.	77 51
												330	A	Houston Baptist	79 53
												342	A	Incarnate Word	60 43
LAST 12 Division I GAMES:															
342	A	Incarnate Word	60 43	7	A	LSU	55 66	182	H	Prairie View	68 57				
298	H	Sam Houston St.	77 51												
16	A	Oklahoma St.	51 65												
208	H	Grand Canyon	64 50												
330	A	Houston Baptist	79 53												

Non-Div I Games:

Rice

Average RPI Win:	279	WON-LOST	WINNING	LAST 10	STRENGTH OF	OPP. STRENGTH	TEAM	ADJ.	CONF.	ADJ CONF.
Average RPI Loss:	138	RECORD	PCT. RANK	GAMES	SCHEDULE	OF SCHEDULE	RPI	RPI	RPI	RPI
DIV. I ONLY	4- 4	155	4- 4	243	281	231	231	11	11	
DIV. I NON-CONF.	4- 4	154	4- 4	244	282	232	232	11	11	
TOTALS	RPI 1-25	RPI 26-50	W-L RECORDS	RPI 51-100	RPI 101-150	RPI 150+				
4- 4	0- 0	0- 0	OVERALL	0- 1	0- 2	4- 1				
1- 2	0- 0	0- 0	HOME	0- 1	0- 0	1- 1				
1- 1	0- 0	0- 0	AWAY	0- 0	0- 1	1- 0				
2- 1	0- 0	0- 0	NEUTRAL	0- 0	0- 1	2- 0				
4- 4	0- 0	0- 0	NON-CONFERENCE	0- 1	0- 2	4- 1				
1- 2	0- 0	0- 0	HOME	0- 1	0- 0	1- 1				
1- 1	0- 0	0- 0	AWAY	0- 0	0- 1	1- 0				
2- 1	0- 0	0- 0	NEUTRAL	0- 0	0- 1	2- 0				
0- 0	0- 0	0- 0	CONFERENCE	0- 0	0- 0	0- 0				
0- 0	0- 0	0- 0	HOME	0- 0	0- 0	0- 0				
0- 0	0- 0	0- 0	AWAY	0- 0	0- 0	0- 0				
0- 0	0- 0	0- 0	NEUTRAL	0- 0	0- 0	0- 0				

RPI 1-25			RPI 26-50			RPI 51-100			RPI 101+			Team's RPI: 231
RPI	S	Opponent	Score	RPI	S	Opponent	Score	RPI	S	Opponent	Score	
						100 H Virginia	56 63			117 A William & Mary	39 67	
										147 N Cleveland St.	65 69	
										186 H Columbia	58 65	
										218 A Fla. Atlantic	77 67	
										235 H Appalachian St.	55 46	
										315 N Liberty	63 54	
										347 N Florida A&M	64 51	
LAST 12 Division I GAMES:												
235	H	Appalachian St.	55 46	147	N	Cleveland St.	65 69					
117	A	William & Mary	39 67	315	N	Liberty	63 54					
100	H	Virginia	56 63	218	A	Fla. Atlantic	77 67					
186	H	Columbia	58 65	347	N	Florida A&M	64 51					

Non-Div I Games:

Richmond

■ Loss,
■ Non-Conf,
■ S Site,
■ H Home
■ A Away
N Neutral

Average RPI Win:	214	WON-LOST	WINNING	LAST 10	STRENGTH OF	OPP. STRENGTH	TEAM	ADJ.	CONF.	ADJ CONF.
Average RPI Loss:	148	RECORD	PCT. RANK	GAMES	SCHEDULE	OF SCHEDULE	RPI	RPI	RPI	RPI
DIV. I ONLY	5- 2	76	5- 2	189	228	95	95	20	20	
DIV. I NON-CONF.	3- 2	131	3- 2	174	279	146	146	20	20	
TOTALS	RPI 1-25	RPI 26-50	W-L RECORDS	RPI 51-100	RPI 101-150	RPI 150+				
5- 2	0- 0	0- 0	OVERALL	1- 1	0- 0	4- 1				
2- 0	0- 0	0- 0	HOME	0- 0	0- 0	2- 0				
3- 1	0- 0	0- 0	AWAY	1- 1	0- 0	2- 0				
0- 1	0- 0	0- 0	NEUTRAL	0- 0	0- 0	0- 1				
3- 2	0- 0	0- 0	NON-CONFERENCE	0- 1	0- 0	3- 1				
2- 0	0- 0	0- 0	HOME	0- 0	0- 0	2- 0				
1- 1	0- 0	0- 0	AWAY	0- 1	0- 0	1- 0				
0- 1	0- 0	0- 0	NEUTRAL	0- 0	0- 0	0- 1				
2- 0	0- 0	0- 0	CONFERENCE	1- 0	0- 0	1- 0				
0- 0	0- 0	0- 0	HOME	0- 0	0- 0	0- 0				
2- 0	0- 0	0- 0	AWAY	1- 0	0- 0	1- 0				
0- 0	0- 0	0- 0	NEUTRAL	0- 0	0- 0	0- 0				

RPI 1-25			RPI 26-50			RPI 51-100			Team's RPI: 95	RPI 101+		
RPI	S	Opponent	Score	RPI	S	Opponent	Score	RPI	S	Opponent	Score	
								64	A	Niagara	78	58
								89	A	UCF	30	49
								157	H	La Salle	74	61
								206	N	St. Bonaventure	47	60
								223	A	Princeton	70	62
								310	H	Lafayette	76	58
								317	A	Canisius	71	70
LAST 12 Division I GAMES:												
64	A	Niagara	78	58	206	N	St. Bonaventure	47	60			
317	A	Canisius	71	70	89	A	UCF	30	49			
					157	H	La Salle	74	61			
					310	H	Lafayette	76	58			
					223	A	Princeton	70	62			

Non-Div I Games:

Rider

Average RPI Win:	246	WON-LOST	WINNING	LAST 10	STRENGTH OF	OPP. STRENGTH	TEAM	ADJ.	CONF.	ADJ CONF.
Average RPI Loss:	149	RECORD	PCT. RANK	GAMES	SCHEDULE	OF SCHEDULE	RPI	RPI	RPI	RPI
DIV. I ONLY	3- 5	214	3- 5	265	185	243	243	32	32	
DIV. I NON-CONF.	3- 5	217	3- 5	266	185	244	244	32	32	
TOTALS	RPI 1-25	RPI 26-50	W-L RECORDS	RPI 51-100	RPI 101-150	RPI 150+				
3- 5	0- 0	0- 1	OVERALL	0- 1	0- 1	3- 2				
1- 1	0- 0	0- 0	HOME	0- 0	0- 0	1- 1				
2- 3	0- 0	0- 1	AWAY	0- 1	0- 0	2- 1				
0- 1	0- 0	0- 0	NEUTRAL	0- 0	0- 1	0- 0				
3- 5	0- 0	0- 1	NON-CONFERENCE	0- 1	0- 1	3- 2				
1- 1	0- 0	0- 0	HOME	0- 0	0- 0	1- 1				
2- 3	0- 0	0- 1	AWAY	0- 1	0- 0	2- 1				
0- 1	0- 0	0- 0	NEUTRAL	0- 0	0- 1	0- 0				
0- 0	0- 0	0- 0	CONFERENCE	0- 0	0- 0	0- 0				
0- 0	0- 0	0- 0	HOME	0- 0	0- 0	0- 0				
0- 0	0- 0	0- 0	AWAY	0- 0	0- 0	0- 0				
0- 0	0- 0	0- 0	NEUTRAL	0- 0	0- 0	0- 0				

RPI 1-25				RPI 26-50				RPI 51-100				RPI 101+				Team's RPI: 243			
RPI	S	Opponent	Score	RPI	S	Opponent	Score	RPI	S	Opponent	Score	RPI	S	Opponent	Score				
				39	A	Vanderbilt	59 75					98	A	Delaware	65 67	139	N	Stetson	60 68
																195	H	Howard	59 42
																221	A	FIU	57 59
																233	A	Kent St.	68 65
																246	H	Monmouth	56 69
																310	A	Lafayette	62 51
LAST 12 Division I GAMES:																			
				98	A	Delaware	65 67	195	H	Howard	59 42								
				221	A	FIU	57 59	246	H	Monmouth	56 69								
				139	N	Stetson	60 68												
				39	A	Vanderbilt	59 75												
				233	A	Kent St.	68 65												
				310	A	Lafayette	62 51												

Non-Div I Games: Point Park 69 52

Robert Morris

Average RPI Win:	111	WON-LOST	WINNING	LAST 10	STRENGTH OF	OPP. STRENGTH	TEAM	ADJ.	CONF.	ADJ CONF.
Average RPI Loss:	108	RECORD	PCT. RANK	GAMES	SCHEDULE	OF SCHEDULE	RPI	RPI	RPI	RPI
DIV. I ONLY	2- 8	284	2- 8	54	157	207	207	6	6	
DIV. I NON-CONF.	2- 8	281	2- 8	55	158	210	210	6	6	
TOTALS	RPI 1-25	RPI 26-50	W-L RECORDS	RPI 51-100	RPI 101-150	RPI 150+				
2- 8	0- 0	0- 1	OVERALL	1- 4	0- 2	1- 1				
2- 3	0- 0	0- 0	HOME	1- 1	0- 2	1- 0				
0- 5	0- 0	0- 1	AWAY	0- 3	0- 0	0- 1				
0- 0	0- 0	0- 0	NEUTRAL	0- 0	0- 0	0- 0				
2- 8	0- 0	0- 1	NON-CONFERENCE	1- 4	0- 2	1- 1				
2- 3	0- 0	0- 0	HOME	1- 1	0- 2	1- 0				
0- 5	0- 0	0- 1	AWAY	0- 3	0- 0	0- 1				
0- 0	0- 0	0- 0	NEUTRAL	0- 0	0- 0	0- 0				
0- 0	0- 0	0- 0	CONFERENCE	0- 0	0- 0	0- 0				
0- 0	0- 0	0- 0	HOME	0- 0	0- 0	0- 0				
0- 0	0- 0	0- 0	AWAY	0- 0	0- 0	0- 0				
0- 0	0- 0	0- 0	NEUTRAL	0- 0	0- 0	0- 0				

RPI 1-25				RPI 26-50				RPI 51-100				RPI 101+				Team's RPI: 207	
RPI	S	Opponent	Score	RPI	S	Opponent	Score	RPI	S	Opponent	Score	RPI	S	Opponent	Score		
				38	A	Elon	54 66	60	A	Wake Forest	43 55	132	H	Chattanooga	53 66		
								62	H	Duke	32 68	148	H	James Madison	76 82		
								68	H	Bucknell	57 53	153	H	Bryant	50 42		
								97	A	St. John's (NY)	39 65	223	A	Princeton	34 64		
								100	A	Virginia	54 62						
LAST 12 Division I GAMES:																	
223	A	Princeton	34 64	97	A	St. John's (NY)	39 65										
100	A	Virginia	54 62	148	H	James Madison	76 82										
60	A	Wake Forest	43 55	68	H	Bucknell	57 53										
38	A	Elon	54 66	62	H	Duke	32 68										
132	H	Chattanooga	53 66	153	H	Bryant	50 42										

Non-Div I Games:

Rutgers

Average RPI Win:	155	WON-LOST	WINNING	LAST 10	STRENGTH OF	OPP. STRENGTH	TEAM	ADJ.	CONF.	ADJ CONF.
Average RPI Loss:	38	RECORD	PCT. RANK	GAMES	SCHEDULE	OF SCHEDULE	RPI	RPI	RPI	RPI
DIV. I ONLY	4- 2	97	4- 2	87	26	28	28	27	27	
DIV. I NON-CONF.	4- 2	94	4- 2	87	26	29	29	27	27	
TOTALS	RPI 1-25	RPI 26-50	W-L RECORDS	RPI 51-100	RPI 101-150	RPI 150+				
4- 2	0- 0	0- 2	OVERALL	2- 0	0- 0	2- 0				
0- 0	0- 0	0- 0	HOME	0- 0	0- 0	0- 0				
4- 2	0- 0	0- 2	AWAY	2- 0	0- 0	2- 0				
0- 0	0- 0	0- 0	NEUTRAL	0- 0	0- 0	0- 0				
4- 2	0- 0	0- 2	NON-CONFERENCE	2- 0	0- 0	2- 0				
0- 0	0- 0	0- 0	HOME	0- 0	0- 0	0- 0				
4- 2	0- 0	0- 2	AWAY	2- 0	0- 0	2- 0				
0- 0	0- 0	0- 0	NEUTRAL	0- 0	0- 0	0- 0				
0- 0	0- 0	0- 0	CONFERENCE	0- 0	0- 0	0- 0				
0- 0	0- 0	0- 0	HOME	0- 0	0- 0	0- 0				
0- 0	0- 0	0- 0	AWAY	0- 0	0- 0	0- 0				
0- 0	0- 0	0- 0	NEUTRAL	0- 0	0- 0	0- 0				

RPI 1-25				RPI 26-50				Team's RPI: 28				RPI 51-100				RPI 101+			
RPI	S	Opponent	Score	RPI	S	Opponent	Score	RPI	S	Opponent	Score	RPI	S	Opponent	Score	RPI	S	Opponent	Score
27	A	Texas A&M	48 63	48	A	South Dakota	74 80	51	A	UT Arlington	65 60	222	A	Louisiana Tech	60 58	256	A	Coppin St.	72 57
48	A	South Dakota	74 80					92	A	George Mason	77 76								
LAST 12 Division I GAMES:																			
222	A	Louisiana Tech	60 58	51	A	UT Arlington	65 60	256	A	Coppin St.	72 57	92	A	George Mason	77 76	27	A	Texas A&M	48 63
				48	A	South Dakota	74 80												

Non-Div I Games: Okla. Panhandle 77 43 LSU-Shreveport 93 56

SFA

Average RPI Win:	272	WON-LOST	WINNING	LAST 10	STRENGTH OF	OPP. STRENGTH	TEAM	ADJ.	CONF.	ADJ CONF.
Average RPI Loss:	71	RECORD	PCT. RANK	GAMES	SCHEDULE	OF SCHEDULE	RPI	RPI	RPI	RPI
DIV. I ONLY	2- 6	263	2- 6	38	229	165	165	29	29	
DIV. I NON-CONF.	2- 6	261	2- 6	38	229	166	166	29	29	
TOTALS	RPI 1-25	RPI 26-50	W-L RECORDS	RPI 51-100	RPI 101-150	RPI 150+				
2- 6	0- 0	0- 3	OVERALL	0- 2	0- 0	2- 1				
1- 1	0- 0	0- 0	HOME	0- 1	0- 0	1- 0				
0- 3	0- 0	0- 1	AWAY	0- 1	0- 0	0- 1				
1- 2	0- 0	0- 2	NEUTRAL	0- 0	0- 0	1- 0				
2- 6	0- 0	0- 3	NON-CONFERENCE	0- 2	0- 0	2- 1				
1- 1	0- 0	0- 0	HOME	0- 1	0- 0	1- 0				
0- 3	0- 0	0- 1	AWAY	0- 1	0- 0	0- 1				
1- 2	0- 0	0- 2	NEUTRAL	0- 0	0- 0	1- 0				
0- 0	0- 0	0- 0	CONFERENCE	0- 0	0- 0	0- 0				
0- 0	0- 0	0- 0	HOME	0- 0	0- 0	0- 0				
0- 0	0- 0	0- 0	AWAY	0- 0	0- 0	0- 0				
0- 0	0- 0	0- 0	NEUTRAL	0- 0	0- 0	0- 0				

RPI 1-25				RPI 26-50				RPI 51-100				RPI 101+				Team's RPI: 165	
RPI	S	Opponent	Score	RPI	S	Opponent	Score	RPI	S	Opponent	Score	RPI	S	Opponent	Score		
				39	N	Vanderbilt	63 73	59	H	Western Ill.	74 76	162	A	Saint Louis	49 90		
				48	N	South Dakota	68 75	69	A	South Dakota St.	49 82	240	H	Southern Ill.	60 59		
				50	A	Missouri	60 72					304	N	Utah Valley	71 64		
LAST 12 Division I GAMES:																	
				39	N	Vanderbilt	63 73	50	A	Missouri	60 72						
				304	N	Utah Valley	71 64	48	N	South Dakota	68 75						
				59	H	Western Ill.	74 76										
				240	H	Southern Ill.	60 59										
				162	A	Saint Louis	49 90										
				69	A	South Dakota St.	49 82										

Non-Div I Games:

SIUE

SMU										
Average RPI Win:	177	WON-LOST	WINNING	LAST 10	STRENGTH OF	OPP. STRENGTH	TEAM	ADJ.	CONF.	ADJ CONF.
Average RPI Loss:	146	RECORD	PCT. RANK	GAMES	SCHEDULE	OF SCHEDULE	RPI	RPI	RPI	RPI
DIV. I ONLY	6- 3	97	6- 3	128	155	75	75	7	7	
DIV. I NON-CONF.	6- 3	94	6- 3	128	156	75	75	7	7	

TOTALS	RPI 1-25	RPI 26-50	W-L RECORDS	RPI 51-100	RPI 101-150	RPI 150+				
6- 3	0- 0	1- 1	OVERALL	0- 0	0- 1	5- 1				
4- 0	0- 0	1- 0	HOME	0- 0	0- 0	3- 0				
1- 3	0- 0	0- 1	AWAY	0- 0	0- 1	1- 1				
1- 0	0- 0	0- 0	NEUTRAL	0- 0	0- 0	1- 0				
6- 3	0- 0	1- 1	NON-CONFERENCE	0- 0	0- 1	5- 1				
4- 0	0- 0	1- 0	HOME	0- 0	0- 0	3- 0				
1- 3	0- 0	0- 1	AWAY	0- 0	0- 1	1- 1				
1- 0	0- 0	0- 0	NEUTRAL	0- 0	0- 0	1- 0				
0- 0	0- 0	0- 0	CONFERENCE	0- 0	0- 0	0- 0				
0- 0	0- 0	0- 0	HOME	0- 0	0- 0	0- 0				
0- 0	0- 0	0- 0	AWAY	0- 0	0- 0	0- 0				
0- 0	0- 0	0- 0	NEUTRAL	0- 0	0- 0	0- 0				

RPI 1-25			RPI 26-50			RPI 51-100			Team's RPI: 75	RPI 101+		
RPI	S	Opponent	Score	RPI	S	Opponent	Score	RPI	S	Opponent	Score	RPI
				27	H	Texas A&M	54 53			137	A	TCU
				43	A	Colorado	50 67			182	H	Prairie View
										205	N	Boston College
										210	H	North Texas
										214	A	Kansas
										225	H	Texas St.
										259	A	New Mexico

LAST 12 Division I GAMES:												
				182	H	Prairie View	61 54			27	H	Texas A&M
				137	A	TCU	67 76			259	A	New Mexico
				214	A	Kansas	75 63			210	H	North Texas
				225	H	Texas St.	64 56			43	A	Colorado
										205	N	Boston College

Non-Div I Games:

SMU

Average RPI Win:	191	WON-LOST	WINNING	LAST 10	STRENGTH OF	OPP. STRENGTH	TEAM	ADJ.	CONF.	ADJ CONF.
Average RPI Loss:	217	RECORD	PCT. RANK	GAMES	SCHEDULE	OF SCHEDULE	RPI	RPI	RPI	RPI
DIV. I ONLY	2- 5	242	2- 5	133	332	282	282	19	19	
DIV. I NON-CONF.	2- 5	243	2- 5	132	331	280	280	19	19	
TOTALS	RPI 1-25	RPI 26-50	W-L RECORDS	RPI 51-100	RPI 101-150	RPI 150+				
2- 5	0- 0	0- 1	OVERALL	0- 0	1- 0	1- 4				
2- 2	0- 0	0- 1	HOME	0- 0	1- 0	1- 1				
0- 1	0- 0	0- 0	AWAY	0- 0	0- 0	0- 1				
0- 2	0- 0	0- 0	NEUTRAL	0- 0	0- 0	0- 2				
2- 5	0- 0	0- 1	NON-CONFERENCE	0- 0	1- 0	1- 4				
2- 2	0- 0	0- 1	HOME	0- 0	1- 0	1- 1				
0- 1	0- 0	0- 0	AWAY	0- 0	0- 0	0- 1				
0- 2	0- 0	0- 0	NEUTRAL	0- 0	0- 0	0- 2				
0- 0	0- 0	0- 0	CONFERENCE	0- 0	0- 0	0- 0				
0- 0	0- 0	0- 0	HOME	0- 0	0- 0	0- 0				
0- 0	0- 0	0- 0	AWAY	0- 0	0- 0	0- 0				
0- 0	0- 0	0- 0	NEUTRAL	0- 0	0- 0	0- 0				

RPI 1-25				RPI 26-50				RPI 51-100				RPI 101+ Team's RPI: 282			
RPI	S	Opponent	Score	RPI	S	Opponent	Score	RPI	S	Opponent	Score	RPI	S	Opponent	Score
				44	H	Southern California	95 111					115	H	Hofstra	97 85
												178	A	San Francisco	80 91
												262	H	Nevada	95 99
												267	H	Cal Poly	97 96
												285	N	New Mexico St.	73 99
												318	N	Youngstown St.	94 102
LAST 12 Division I GAMES:															
				44	H	Southern California	95 111	318	N	Youngstown St.	94 102				
				115	H	Hofstra	97 85	285	N	New Mexico St.	73 99				
								262	H	Nevada	95 99				
								267	H	Cal Poly	97 96				
								178	A	San Francisco	80 91				

Non-Div I Games: Stanislaus St. 102 72

Sacramento St.

Sacred Heart

Through Games Of Dec. 7, 2016

Average RPI Win:	238	WON-LOST	WINNING	LAST 10	STRENGTH OF	OPP. STRENGTH	TEAM	ADJ.	CONF.	ADJ CONF.
Average RPI Loss:	153	RECORD	PCT. RANK	GAMES	SCHEDULE	OF SCHEDULE	RPI	RPI	RPI	RPI
DIV. I ONLY	2- 5	242	2- 5	32	319	143	143	32	32	
DIV. I NON-CONF.	2- 5	243	2- 5	32	318	144	144	32	32	
TOTALS	RPI 1-25	RPI 26-50	W-L RECORDS	RPI 51-100	RPI 101-150	RPI 150+				
2- 5	0- 1	0- 0	OVERALL	0- 1	0- 0	2- 3				
0- 2	0- 0	0- 0	HOME	0- 1	0- 0	0- 1				
2- 3	0- 1	0- 0	AWAY	0- 0	0- 0	2- 2				
0- 0	0- 0	0- 0	NEUTRAL	0- 0	0- 0	0- 0				
2- 5	0- 1	0- 0	NON-CONFERENCE	0- 1	0- 0	2- 3				
0- 2	0- 0	0- 0	HOME	0- 1	0- 0	0- 1				
2- 3	0- 1	0- 0	AWAY	0- 0	0- 0	2- 2				
0- 0	0- 0	0- 0	NEUTRAL	0- 0	0- 0	0- 0				
0- 0	0- 0	0- 0	CONFERENCE	0- 0	0- 0	0- 0				
0- 0	0- 0	0- 0	HOME	0- 0	0- 0	0- 0				
0- 0	0- 0	0- 0	AWAY	0- 0	0- 0	0- 0				
0- 0	0- 0	0- 0	NEUTRAL	0- 0	0- 0	0- 0				

RPI 1-25				RPI 26-50				RPI 51-100				RPI 101+ Team's RPI: 143			
RPI	S	Opponent	Score	RPI	S	Opponent	Score	RPI	S	Opponent	Score	RPI	S	Opponent	Score
12	A	Buffalo	55 76					70	H	Harvard	60 68	177	A	Hartford	64 81
												199	H	Brown	66 80
												219	A	Binghamton	77 69
												257	A	Fairfield	56 44
												306	A	Lehigh	62 68
LAST 12 Division I GAMES:															
70	H	Harvard	60 68	177	A	Hartford	64 81								
12	A	Buffalo	55 76												
219	A	Binghamton	77 69												
306	A	Lehigh	62 68												
199	H	Brown	66 80												
257	A	Fairfield	56 44												

Non-Div I Games:

Sacred Heart

■ Loss,
 ■ Non-Conf,
 ■ S Site,
 ■ H Home
 ■ A Away
 N Neutral

Average RPI Win:	284	WON-LOST	WINNING	LAST 10	STRENGTH OF	OPP. STRENGTH	TEAM	ADJ.	CONF.	ADJ CONF.
Average RPI Loss:	171	RECORD	PCT. RANK	GAMES	SCHEDULE	OF SCHEDULE	RPI	RPI	RPI	RPI
DIV. I ONLY	2- 4	229	2- 4	200	289	255	255	32	32	
DIV. I NON-CONF.	2- 4	230	2- 4	200	289	254	254	32	32	
TOTALS	RPI 1-25	RPI 26-50	W-L RECORDS	RPI 51-100	RPI 101-150	RPI 150+				
2- 4	0- 0	0- 0	OVERALL	0- 1	0- 1	2- 2				
1- 2	0- 0	0- 0	HOME	0- 0	0- 1	1- 1				
1- 2	0- 0	0- 0	AWAY	0- 1	0- 0	1- 1				
0- 0	0- 0	0- 0	NEUTRAL	0- 0	0- 0	0- 0				
2- 4	0- 0	0- 0	NON-CONFERENCE	0- 1	0- 1	2- 2				
1- 2	0- 0	0- 0	HOME	0- 0	0- 1	1- 1				
1- 2	0- 0	0- 0	AWAY	0- 1	0- 0	1- 1				
0- 0	0- 0	0- 0	NEUTRAL	0- 0	0- 0	0- 0				
0- 0	0- 0	0- 0	CONFERENCE	0- 0	0- 0	0- 0				
0- 0	0- 0	0- 0	HOME	0- 0	0- 0	0- 0				
0- 0	0- 0	0- 0	AWAY	0- 0	0- 0	0- 0				
0- 0	0- 0	0- 0	NEUTRAL	0- 0	0- 0	0- 0				

RPI 1-25			RPI 26-50			RPI 51-100			RPI 101+			Team's RPI: 255
RPI	S	Opponent	Score	RPI	S	Opponent	Score	RPI	S	Opponent	Score	
						55 A Marquette	91 104	124 H Cornell			72 78	
								186 H Columbia			77 84	
								251 A Wisconsin			103 100	
								317 H Canisius			95 74	
								318 A Youngstown St.			68 69	
LAST 12 Division I GAMES:												
						318 A Youngstown St.	68 69					
						124 H Cornell	72 78					
						317 H Canisius	95 74					
						186 H Columbia	77 84					
						55 A Marquette	91 104					
						251 A Wisconsin	103 100					

Non-Div I Games:

Saint Francis (PA)

Saint Joseph's

Through Games Of Dec. 7, 2016

Average RPI Win:	274	WON-LOST	WINNING	LAST 10	STRENGTH OF	OPP. STRENGTH	TEAM	ADJ.	CONF.	ADJ CONF.
Average RPI Loss:	96	RECORD	PCT. RANK	GAMES	SCHEDULE	OF SCHEDULE	RPI	RPI	RPI	RPI
DIV. I ONLY	2- 5	242	2- 5	159	114	209	209	11	11	
DIV. I NON-CONF.	2- 5	243	2- 5	160	117	212	212	11	11	
TOTALS	RPI 1-25	RPI 26-50	W-L RECORDS	RPI 51-100	RPI 101-150	RPI 150+				
2- 5	0- 0	0- 0	OVERALL	0- 4	0- 0	2- 1				
0- 3	0- 0	0- 0	HOME	0- 3	0- 0	0- 0				
2- 1	0- 0	0- 0	AWAY	0- 0	0- 0	2- 0				
0- 1	0- 0	0- 0	NEUTRAL	0- 1	0- 0	0- 0				
2- 5	0- 0	0- 0	NON-CONFERENCE	0- 4	0- 0	2- 1				
0- 3	0- 0	0- 0	HOME	0- 3	0- 0	0- 0				
2- 1	0- 0	0- 0	AWAY	0- 0	0- 0	2- 1				
0- 1	0- 0	0- 0	NEUTRAL	0- 1	0- 0	0- 0				
0- 0	0- 0	0- 0	CONFERENCE	0- 0	0- 0	0- 0				
0- 0	0- 0	0- 0	HOME	0- 0	0- 0	0- 0				
0- 0	0- 0	0- 0	AWAY	0- 0	0- 0	0- 0				
0- 0	0- 0	0- 0	NEUTRAL	0- 0	0- 0	0- 0				

RPI 1-25				RPI 26-50				RPI 51-100				RPI 101+				Team's RPI: 209	
RPI	S	Opponent	Score	RPI	S	Opponent	Score	RPI	S	Opponent	Score	RPI	S	Opponent	Score		
								63	N	BYU	56	71	167	A	Iona	57	58
								68	H	Bucknell	61	64	259	A	New Mexico	79	67
								81	H	Temple	70	86	289	A	Penn	57	53
								99	H	Villanova	54	62					
LAST 12 Division I GAMES:																	
				99	H	Villanova	54	62	81	H	Temple	70	86				
				259	A	New Mexico	79	67									
				63	N	BYU	56	71									
				289	A	Penn	57	53									
				167	A	Iona	57	58									
				68	H	Bucknell	61	64									

Non-Div I Games:

Saint Joseph's

■ Loss,
 ■ Non-Conf,
 ■ S Site,
 ■ H Home
 ■ A Away
 N Neutral

Average RPI Win:	255	WON-LOST	WINNING	LAST 10	STRENGTH OF	OPP. STRENGTH	TEAM	ADJ.	CONF.	ADJ CONF.
Average RPI Loss:	105	RECORD	PCT. RANK	GAMES	SCHEDULE	OF SCHEDULE	RPI	RPI	RPI	RPI
DIV. I ONLY	7- 2	49	7- 2	322	179	162	162	11	11	
DIV. I NON-CONF.	7- 2	49	7- 2	321	180	163	163	11	11	
TOTALS	RPI 1-25	RPI 26-50	W-L RECORDS	RPI 51-100	RPI 101-150	RPI 150+				
7- 2	0- 0	0- 0	OVERALL	0- 1	0- 1	7- 0				
3- 1	0- 0	0- 0	HOME	0- 0	0- 1	3- 0				
4- 1	0- 0	0- 0	AWAY	0- 1	0- 0	4- 0				
0- 0	0- 0	0- 0	NEUTRAL	0- 0	0- 0	0- 0				
7- 2	0- 0	0- 0	NON-CONFERENCE	0- 1	0- 1	7- 0				
3- 1	0- 0	0- 0	HOME	0- 0	0- 1	3- 0				
4- 1	0- 0	0- 0	AWAY	0- 1	0- 0	4- 0				
0- 0	0- 0	0- 0	NEUTRAL	0- 0	0- 0	0- 0				
0- 0	0- 0	0- 0	CONFERENCE	0- 0	0- 0	0- 0				
0- 0	0- 0	0- 0	HOME	0- 0	0- 0	0- 0				
0- 0	0- 0	0- 0	AWAY	0- 0	0- 0	0- 0				
0- 0	0- 0	0- 0	NEUTRAL	0- 0	0- 0	0- 0				

RPI 1-25				RPI 26-50				RPI 51-100				RPI 101+ Team's RPI: 162					
RPI	S	Opponent	Score	RPI	S	Opponent	Score	RPI	S	Opponent	Score	RPI	S	Opponent	Score		
								80	A	Little Rock	43	56	130	H	Indiana St.	67	70
													165	H	SIUE	90	49
													184	A	Loyola Marymount	90	76
													258	A	Southeast Mo. St.	89	50
													263	A	Bradley	68	58
													279	A	UC Irvine	79	69
													307	H	Eastern Ky.	78	51
													326	H	Morgan St.	71	43
LAST 12 Division I GAMES:																	
				263	A	Bradley	68	58					130	H	Indiana St.	67	70
				165	H	SIUE	90	49					307	H	Eastern Ky.	78	51
				184	A	Loyola Marymount	90	76					258	A	Southeast Mo. St.	89	50
				279	A	UC Irvine	79	69					80	A	Little Rock	43	56
													326	H	Morgan St.	71	43

Non-Div I Games:

Saint Louis

Saint Peter's

Through Games Of Dec. 7, 2016

Average RPI Win:	300	WON-LOST	WINNING	LAST 10	STRENGTH OF	OPP. STRENGTH	TEAM	ADJ.	CONF.	ADJ CONF.
Average RPI Loss:	120	RECORD	PCT. RANK	GAMES	SCHEDULE	OF SCHEDULE	RPI	RPI	RPI	RPI
DIV. I ONLY	1- 6	299	1- 6	176	175	266	266	20	20	
DIV. I NON-CONF.	0- 5	323	0- 5	169	69	309	309	20	20	
TOTALS	RPI 1-25	RPI 26-50	W-L RECORDS	RPI 51-100	RPI 101-150	RPI 150+				
1- 6	0- 1	0- 0	OVERALL	0- 2	0- 1	1- 2				
0- 1	0- 0	0- 0	HOME	0- 0	0- 0	0- 1				
1- 2	0- 0	0- 0	AWAY	0- 0	0- 0	1- 0				
0- 3	0- 0	0- 0	NEUTRAL	0- 1	0- 1	0- 1				
0- 5	0- 1	0- 0	NON-CONFERENCE	0- 2	0- 1	0- 1				
0- 0	0- 0	0- 0	HOME	0- 0	0- 0	0- 0				
0- 2	0- 1	0- 0	AWAY	0- 1	0- 0	0- 0				
0- 3	0- 0	0- 0	NEUTRAL	0- 1	0- 1	0- 1				
1- 1	0- 0	0- 0	CONFERENCE	0- 0	0- 0	1- 1				
0- 1	0- 0	0- 0	HOME	0- 0	0- 0	0- 1				
1- 0	0- 0	0- 0	AWAY	0- 0	0- 0	1- 0				
0- 0	0- 0	0- 0	NEUTRAL	0- 0	0- 0	0- 0				

RPI 1-25				RPI 26-50				RPI 51-100				RPI 101+ Team's RPI: 266			
RPI	S	Opponent	Score	RPI	S	Opponent	Score	RPI	S	Opponent	Score	RPI	S	Opponent	Score
18	A	South Carolina	38 93					61	A	Penn St.	50 106	105	N	Maine	43 59
								91	N	Hampton	42 71	152	H	Quinnipiac	51 84
												293	N	Bowling Green	68 73
												300	A	Marist	73 69
LAST 12 Division I GAMES:															
300	A	Marist	73 69	293	N	Bowling Green	68 73	18	A	South Carolina	38 93	91	N	Hampton	42 71
152	H	Quinnipiac	51 84	105	N	Maine	43 59	61	A	Penn St.	50 106				

Non-Div I Games:

Saint Peter's

■ Loss,
 ■ Non-Conf,
 ■ S Site,
 ■ H Home
 ■ A Away
 N Neutral

Average RPI Win:	0	WON-LOST	WINNING	LAST 10	STRENGTH OF	OPP. STRENGTH	TEAM	ADJ.	CONF.	ADJ CONF.
Average RPI Loss:	174	RECORD	PCT. RANK	GAMES	SCHEDULE	OF SCHEDULE	RPI	RPI	RPI	RPI
DIV. I ONLY	0- 7	324	0- 7	52	343	298	298	27	27	
DIV. I NON-CONF.	0- 7	323	0- 7	53	343	297	297	27	27	

TOTALS	RPI 1-25	RPI 26-50	W-L RECORDS	RPI 51-100	RPI 101-150	RPI 150+
0- 7	0- 0	0- 1	OVERALL	0- 0	0- 2	0- 4
0- 1	0- 0	0- 0	HOME	0- 0	0- 0	0- 1
0- 5	0- 0	0- 1	AWAY	0- 0	0- 2	0- 2
0- 1	0- 0	0- 0	NEUTRAL	0- 0	0- 0	0- 1
0- 7	0- 0	0- 1	NON-CONFERENCE	0- 0	0- 2	0- 4
0- 1	0- 0	0- 0	HOME	0- 0	0- 0	0- 1
0- 5	0- 0	0- 1	AWAY	0- 0	0- 2	0- 2
0- 1	0- 0	0- 0	NEUTRAL	0- 0	0- 0	0- 1
0- 0	0- 0	0- 0	CONFERENCE	0- 0	0- 0	0- 0
0- 0	0- 0	0- 0	HOME	0- 0	0- 0	0- 0
0- 0	0- 0	0- 0	AWAY	0- 0	0- 0	0- 0
0- 0	0- 0	0- 0	NEUTRAL	0- 0	0- 0	0- 0

RPI 1-25	RPI 26-50	RPI 51-100	RPI 101+	Team's RPI: 298
RPI S Opponent Score	RPI S Opponent Score	RPI S Opponent Score	RPI S Opponent Score	
	42 A Arkansas 39 71		127 A Rice 51 77	
			137 A TCU 37 81	
			182 A Prairie View 65 75	
			200 N Marshall 50 73	
			264 A UTRGV 50 78	
			264 H UTRGV 45 69	
LAST 12 Division I GAMES:				
127 A Rice 51 77	182 A Prairie View 65 75			
264 A UTRGV 50 78				
200 N Marshall 50 73				
264 H UTRGV 45 69				
137 A TCU 37 81				
42 A Arkansas 39 71				

Non-Div I Games: Wiley 51 57

Sam Houston St.

Average RPI Win:	272	WON-LOST	WINNING	LAST 10	STRENGTH OF	OPP. STRENGTH	TEAM	ADJ.	CONF.	ADJ CONF.
Average RPI Loss:	91	RECORD	PCT. RANK	GAMES	SCHEDULE	OF SCHEDULE	RPI	RPI	RPI	RPI
DIV. I ONLY	4- 5	186	4- 5	233	73	220	220	22	22	
DIV. I NON-CONF.	4- 5	186	4- 5	233	74	222	222	22	22	
TOTALS	RPI 1-25	RPI 26-50	W-L RECORDS	RPI 51-100	RPI 101-150	RPI 150+				
4- 5	0- 1	0- 1	OVERALL	0- 1	0- 1	4- 1				
4- 1	0- 0	0- 0	HOME	0- 0	0- 1	4- 0				
0- 4	0- 1	0- 1	AWAY	0- 1	0- 0	0- 1				
0- 0	0- 0	0- 0	NEUTRAL	0- 0	0- 0	0- 0				
4- 5	0- 1	0- 1	NON-CONFERENCE	0- 1	0- 1	4- 1				
4- 1	0- 0	0- 0	HOME	0- 0	0- 1	4- 0				
0- 4	0- 1	0- 1	AWAY	0- 1	0- 0	0- 1				
0- 0	0- 0	0- 0	NEUTRAL	0- 0	0- 0	0- 0				
0- 0	0- 0	0- 0	CONFERENCE	0- 0	0- 0	0- 0				
0- 0	0- 0	0- 0	HOME	0- 0	0- 0	0- 0				
0- 0	0- 0	0- 0	AWAY	0- 0	0- 0	0- 0				
0- 0	0- 0	0- 0	NEUTRAL	0- 0	0- 0	0- 0				

RPI 1-25				RPI 26-50				RPI 51-100				RPI 101+ Team's RPI: 220			
RPI	S	Opponent	Score	RPI	S	Opponent	Score	RPI	S	Opponent	Score	RPI	S	Opponent	Score
6	A	Kentucky	57 80	45	A	Georgia Tech	57 62	70	A	Harvard	52 57	119	H	Belmont	54 73
												217	A	Rhode Island	63 78
												250	H	UT Martin	69 62
												277	H	Alabama St.	63 49
												278	H	Alabama A&M	61 37
												283	H	Memphis	48 42
LAST 12 Division I GAMES:															
70	A	Harvard	52 57	119	H	Belmont	54 73								
283	H	Memphis	48 42	278	H	Alabama A&M	61 37								
45	A	Georgia Tech	57 62	277	H	Alabama St.	63 49								
				6	A	Kentucky	57 80								
				250	H	UT Martin	69 62								
				217	A	Rhode Island	63 78								

Non-Div I Games:

Samford

Average RPI Win:	270	WON-LOST	WINNING	LAST 10	STRENGTH OF	OPP. STRENGTH	TEAM	ADJ.	CONF.	ADJ CONF.
Average RPI Loss:	89	RECORD	PCT. RANK	GAMES	SCHEDULE	OF SCHEDULE	RPI	RPI	RPI	RPI
DIV. I ONLY	4- 3	133	4- 3	204	186	142	142	13	13	
DIV. I NON-CONF.	4- 3	135	4- 3	204	186	143	143	13	13	
TOTALS	RPI 1-25	RPI 26-50	W-L RECORDS	RPI 51-100	RPI 101-150	RPI 150+				
4- 3	0- 0	0- 1	OVERALL	0- 0	1- 2	3- 0				
3- 0	0- 0	0- 0	HOME	0- 0	0- 0	3- 0				
1- 3	0- 0	0- 0	AWAY	0- 0	1- 0	0- 0				
0- 0	0- 0	0- 0	NEUTRAL	0- 0	0- 0	0- 0				
4- 3	0- 0	0- 1	NON-CONFERENCE	0- 0	1- 2	3- 0				
3- 0	0- 0	0- 0	HOME	0- 0	0- 0	3- 0				
1- 3	0- 0	0- 1	AWAY	0- 0	1- 2	0- 0				
0- 0	0- 0	0- 0	NEUTRAL	0- 0	0- 0	0- 0				
0- 0	0- 0	0- 0	CONFERENCE	0- 0	0- 0	0- 0				
0- 0	0- 0	0- 0	HOME	0- 0	0- 0	0- 0				
0- 0	0- 0	0- 0	AWAY	0- 0	0- 0	0- 0				
0- 0	0- 0	0- 0	NEUTRAL	0- 0	0- 0	0- 0				

RPI 1-25			RPI 26-50			RPI 51-100			RPI 101+			Team's RPI: 142
RPI	S	Opponent	Score	RPI	S	Opponent	Score	RPI	S	Opponent	Score	
				37	A	Washington St.	73 83					
								103	A	Northern Colo.	51 54	
								121	A	CSUN	76 67	
								126	A	Arizona	59 76	
								296	H	San Diego St.	91 53	
								323	H	UC Santa Barbara	77 63	
								340	H	Cal St. Fullerton	103 50	
LAST 12 Division I GAMES:												
126	A	Arizona	59 76	103	A	Northern Colo.	51 54					
37	A	Washington St.	73 83	296	H	San Diego St.	91 53					
323	H	UC Santa Barbara	77 63	121	A	CSUN	76 67					
				340	H	Cal St. Fullerton	103 50					

Non-Div I Games:

San Diego

Average RPI Win:	314	WON-LOST	WINNING	LAST 10	STRENGTH OF	OPP. STRENGTH	TEAM	ADJ.	CONF.	ADJ CONF.
Average RPI Loss:	130	RECORD	PCT. RANK	GAMES	SCHEDULE	OF SCHEDULE	RPI	RPI	RPI	RPI
DIV. I ONLY	1- 5	290	1- 5	238	113	296	296	9	9	
DIV. I NON-CONF.	1- 5	289	1- 5	238	116	295	295	9	9	
TOTALS	RPI 1-25	RPI 26-50	W-L RECORDS	RPI 51-100	RPI 101-150	RPI 150+				
1- 5	0- 0	0- 0	OVERALL	0- 1	0- 3	1- 1				
0- 1	0- 0	0- 0	HOME	0- 0	0- 0	0- 1				
0- 3	0- 0	0- 0	AWAY	0- 0	0- 3	0- 0				
1- 1	0- 0	0- 0	NEUTRAL	0- 1	0- 0	1- 0				
1- 5	0- 0	0- 0	NON-CONFERENCE	0- 1	0- 3	1- 1				
0- 1	0- 0	0- 0	HOME	0- 0	0- 0	0- 1				
0- 3	0- 0	0- 0	AWAY	0- 0	0- 3	0- 0				
1- 1	0- 0	0- 0	NEUTRAL	0- 1	0- 0	1- 0				
0- 0	0- 0	0- 0	CONFERENCE	0- 0	0- 0	0- 0				
0- 0	0- 0	0- 0	HOME	0- 0	0- 0	0- 0				
0- 0	0- 0	0- 0	AWAY	0- 0	0- 0	0- 0				
0- 0	0- 0	0- 0	NEUTRAL	0- 0	0- 0	0- 0				

RPI 1-25			RPI 26-50			RPI 51-100			RPI 101+			Team's RPI: 296
RPI	S	Opponent	Score	RPI	S	Opponent	Score	RPI	S	Opponent	Score	
						51 N UT Arlington	58 64			128 A UC Riverside	44 72	
										142 A San Diego	53 91	
										145 A UC Davis	55 75	
										184 H Loyola Marymount	53 60	
										314 N Central Conn. St.	80 62	
LAST 12 Division I GAMES:												
						51 N UT Arlington	58 64			145 A UC Davis	55 75	
						184 H Loyola Marymount	53 60			314 N Central Conn. St.	80 62	
						142 A San Diego	53 91					
						128 A UC Riverside	44 72					

Non-Div I Games: San Diego Christian80 70

San Diego St.

Average RPI Win:	249	WON-LOST	WINNING	LAST 10	STRENGTH OF	OPP. STRENGTH	TEAM	ADJ.	CONF.	ADJ CONF.
Average RPI Loss:	101	RECORD	PCT. RANK	GAMES	SCHEDULE	OF SCHEDULE	RPI	RPI	RPI	RPI
DIV. I ONLY	5- 4	143	5- 4	270	75	178	178	13	13	
DIV. I NON-CONF.	5- 4	146	5- 4	271	77	178	178	13	13	
TOTALS	RPI 1-25	RPI 26-50	W-L RECORDS	RPI 51-100	RPI 101-150	RPI 150+				
5- 4	0- 0	0- 2	OVERALL	0- 0	0- 1	5- 1				
4- 0	0- 0	0- 0	HOME	0- 0	0- 0	4- 0				
0- 4	0- 0	0- 2	AWAY	0- 0	0- 1	0- 1				
1- 0	0- 0	0- 0	NEUTRAL	0- 0	0- 0	1- 0				
5- 4	0- 0	0- 2	NON-CONFERENCE	0- 0	0- 1	5- 1				
4- 0	0- 0	0- 0	HOME	0- 0	0- 0	4- 0				
0- 4	0- 0	0- 2	AWAY	0- 0	0- 1	0- 1				
1- 0	0- 0	0- 0	NEUTRAL	0- 0	0- 0	1- 0				
0- 0	0- 0	0- 0	CONFERENCE	0- 0	0- 0	0- 0				
0- 0	0- 0	0- 0	HOME	0- 0	0- 0	0- 0				
0- 0	0- 0	0- 0	AWAY	0- 0	0- 0	0- 0				
0- 0	0- 0	0- 0	NEUTRAL	0- 0	0- 0	0- 0				

RPI 1-25				RPI 26-50				RPI 51-100				RPI 101+				Team's RPI: 178	
RPI	S	Opponent	Score	RPI	S	Opponent	Score	RPI	S	Opponent	Score	RPI	S	Opponent	Score		
				29	A	California	52 75					109	A	Fresno St.	48 61		
				37	A	Washington St.	35 73					154	H	Long Beach St.	73 71		
												211	H	San Jose St.	79 71		
												230	A	North Dakota	63 71		
												282	H	Sacramento St.	91 80		
												287	N	Western Caro.	73 52		
												313	H	Seattle U	73 59		
LAST 12 Division I GAMES:																	
				211	H	San Jose St.	79 71					109	A	Fresno St.	48 61		
				230	A	North Dakota	63 71					287	N	Western Caro.	73 52		
				282	H	Sacramento St.	91 80					29	A	California	52 75		
												154	H	Long Beach St.	73 71		
												37	A	Washington St.	35 73		
												313	H	Seattle U	73 59		

Non-Div I Games:

San Francisco

■ Loss, ■ Non-Conf, S Site, H Home A Away N Neutral

Average RPI Win:	173	WON-LOST	WINNING	LAST 10	STRENGTH OF	OPP. STRENGTH	TEAM	ADJ.	CONF.	ADJ CONF.
Average RPI Loss:	125	RECORD	PCT. RANK	GAMES	SCHEDULE	OF SCHEDULE	RPI	RPI	RPI	RPI
DIV. I ONLY	2- 7	278	2- 7	115	146	211	211	9	9	
DIV. I NON-CONF.	2- 7	276	2- 7	115	149	214	214	9	9	
TOTALS	RPI 1-25	RPI 26-50	W-L RECORDS	RPI 51-100	RPI 101-150	RPI 150+				
2- 7	0- 1	0- 1	OVERALL	0- 2	1- 0	1- 3				
1- 2	0- 0	0- 0	HOME	0- 1	1- 0	0- 1				
1- 3	0- 0	0- 0	AWAY	0- 1	0- 0	1- 1				
0- 2	0- 1	0- 1	NEUTRAL	0- 0	0- 0	0- 0				
2- 7	0- 1	0- 1	NON-CONFERENCE	0- 2	1- 0	1- 3				
1- 2	0- 0	0- 0	HOME	0- 1	1- 0	0- 1				
1- 3	0- 0	0- 0	AWAY	0- 1	0- 0	1- 2				
0- 2	0- 1	0- 1	NEUTRAL	0- 0	0- 0	0- 0				
0- 0	0- 0	0- 0	CONFERENCE	0- 0	0- 0	0- 0				
0- 0	0- 0	0- 0	HOME	0- 0	0- 0	0- 0				
0- 0	0- 0	0- 0	AWAY	0- 0	0- 0	0- 0				
0- 0	0- 0	0- 0	NEUTRAL	0- 0	0- 0	0- 0				

RPI 1-25			RPI 26-50			RPI 51-100			RPI 101+			Team's RPI: 211
RPI	S	Opponent	Score	RPI	S	Opponent	Score	RPI	S	Opponent	Score	
10	N	Mississippi St.	51 88	47	N	Oregon	62 91	58	A	Arizona St.	37 82	122 H Santa Clara 75 64
								72	H	St. Mary's (CA)	64 85	178 A San Francisco 71 79
												224 A Hawaii 77 61
												228 H Pacific 96 99
												285 A New Mexico St. 55 66
LAST 12 Division I GAMES:												
178	A	San Francisco	71 79	122	H	Santa Clara	75 64	228	H	Pacific	96 99	
72	H	St. Mary's (CA)	64 85	58	A	Arizona St.	37 82	285	A	New Mexico St.	55 66	
47	N	Oregon	62 91									
10	N	Mississippi St.	51 88									
224	A	Hawaii	77 61									

Non-Div I Games:

San Jose St.

Santa Clara

Through Games Of Dec. 7, 2016

Average RPI Win:	184	WON-LOST	WINNING	LAST 10	STRENGTH OF	OPP. STRENGTH	TEAM	ADJ.	CONF.	ADJ CONF.
Average RPI Loss:	108	RECORD	PCT. RANK	GAMES	SCHEDULE	OF SCHEDULE	RPI	RPI	RPI	RPI
DIV. I ONLY	3- 3	155	3- 3	142	129	122	122	13	13	
DIV. I NON-CONF.	3- 3	154	3- 3	142	131	122	122	13	13	
TOTALS	RPI 1-25	RPI 26-50	W-L RECORDS	RPI 51-100	RPI 101-150	RPI 150+				
3- 3	0- 0	0- 1	OVERALL	1- 1	0- 0	2- 1				
1- 0	0- 0	0- 0	HOME	0- 0	0- 0	1- 0				
1- 2	0- 0	0- 0	AWAY	0- 0	0- 0	1- 0				
1- 1	0- 0	0- 0	NEUTRAL	1- 1	0- 0	0- 0				
3- 3	0- 0	0- 1	NON-CONFERENCE	1- 1	0- 0	2- 1				
1- 0	0- 0	0- 0	HOME	0- 0	0- 0	1- 0				
1- 2	0- 0	0- 1	AWAY	0- 0	0- 0	1- 1				
1- 1	0- 0	0- 0	NEUTRAL	1- 1	0- 0	0- 0				
0- 0	0- 0	0- 0	CONFERENCE	0- 0	0- 0	0- 0				
0- 0	0- 0	0- 0	HOME	0- 0	0- 0	0- 0				
0- 0	0- 0	0- 0	AWAY	0- 0	0- 0	0- 0				
0- 0	0- 0	0- 0	NEUTRAL	0- 0	0- 0	0- 0				

RPI 1-25				RPI 26-50				RPI 51-100				RPI 101+				Team's RPI: 122	
RPI	S	Opponent	Score	RPI	S	Opponent	Score	RPI	S	Opponent	Score	RPI	S	Opponent	Score		
				29	A	California	58 73	55	N	Marquette	65 62	174	H	Idaho St.	82 78		
								85	N	Montana St.	50 77	211	A	San Jose St.	64 75		
												323	A	UC Santa Barbara	69 58		
LAST 12 Division I GAMES:																	
				55	N	Marquette	65 62	323	A	UC Santa Barbara	69 58						
				211	A	San Jose St.	64 75	85	N	Montana St.	50 77						
				29	A	California	58 73										
				174	H	Idaho St.	82 78										

Non-Div I Games:

Santa Clara

Loss, Non-Conf, S Site, H Home A Away N Neutral

Savannah State				Through Games Of Dec. 17, 1918						
Average RPI Win:	277	WON-LOST	WINNING	LAST 10	STRENGTH OF	OPP. STRENGTH	TEAM	ADJ.	CONF.	ADJ CONF.
Average RPI Loss:	175	RECORD	PCT. RANK	GAMES	SCHEDULE	OF SCHEDULE	RPI	RPI	RPI	RPI
DIV. I ONLY	1- 6	299	1- 6	303	180	338	338	33	33	
DIV. I NON-CONF.	1- 6	298	1- 6	303	181	338	338	33	33	

TOTALS	RPI 1-25		RPI 26-50	W-L RECORDS	RPI 51-100		RPI 101-150		RPI 150+	
1- 6	0- 0		0- 0	OVERALL	0- 1		0- 1		1- 4	
1- 3	0- 0		0- 0	HOME	0- 1		0- 0		1- 2	
0- 3	0- 0		0- 0	AWAY	0- 0		0- 1		0- 2	
0- 0	0- 0		0- 0	NEUTRAL	0- 0		0- 0		0- 0	
1- 6	0- 0		0- 0	NON-CONFERENCE	0- 1		0- 1		1- 4	
1- 3	0- 0		0- 0	HOME	0- 1		0- 0		1- 2	
0- 3	0- 0		0- 0	AWAY	0- 0		0- 1		0- 2	
0- 0	0- 0		0- 0	NEUTRAL	0- 0		0- 0		0- 0	
0- 0	0- 0		0- 0	CONFERENCE	0- 0		0- 0		0- 0	
0- 0	0- 0		0- 0	HOME	0- 0		0- 0		0- 0	
0- 0	0- 0		0- 0	AWAY	0- 0		0- 0		0- 0	
0- 0	0- 0		0- 0	NEUTRAL	0- 0		0- 0		0- 0	

[illegible]

Non-Div I Games:	Columbia (SC)	68	52
------------------	---------------	----	----

Savannah St.

Loss, Non-Conf, S Site, H Home A Away N Neutral

Average RPI Win:	334	WON-LOST	WINNING	LAST 10	STRENGTH OF	OPP. STRENGTH	TEAM	ADJ.	CONF.	ADJ CONF.
Average RPI Loss:	126	RECORD	PCT. RANK	GAMES	SCHEDULE	OF SCHEDULE	RPI	RPI	RPI	RPI
DIV. I ONLY	2- 7	278	2- 7	206	265	313	313	31	31	
DIV. I NON-CONF.	2- 7	276	2- 7	206	266	313	313	31	31	
TOTALS	RPI 1-25	RPI 26-50	W-L RECORDS	RPI 51-100	RPI 101-150	RPI 150+				
2- 7	0- 1	0- 1	OVERALL	0- 1	0- 0	2- 4				
2- 4	0- 0	0- 1	HOME	0- 0	0- 0	2- 3				
0- 3	0- 1	0- 0	AWAY	0- 1	0- 0	0- 1				
0- 0	0- 0	0- 0	NEUTRAL	0- 0	0- 0	0- 0				
2- 7	0- 1	0- 1	NON-CONFERENCE	0- 1	0- 0	2- 4				
2- 4	0- 0	0- 1	HOME	0- 0	0- 0	2- 3				
0- 3	0- 1	0- 0	AWAY	0- 1	0- 0	0- 1				
0- 0	0- 0	0- 0	NEUTRAL	0- 0	0- 0	0- 0				
0- 0	0- 0	0- 0	CONFERENCE	0- 0	0- 0	0- 0				
0- 0	0- 0	0- 0	HOME	0- 0	0- 0	0- 0				
0- 0	0- 0	0- 0	AWAY	0- 0	0- 0	0- 0				
0- 0	0- 0	0- 0	NEUTRAL	0- 0	0- 0	0- 0				

RPI 1-25				RPI 26-50				RPI 51-100				RPI 101+ Team's RPI: 313			
RPI	S	Opponent	Score	RPI	S	Opponent	Score	RPI	S	Opponent	Score	RPI	S	Opponent	Score
11	A	Boise St.	68 73	26	H	Washington	64 94	85	A	Montana St.	56 75	166	H	Idaho	64 68
												178	A	San Francisco	59 73
												184	H	Loyola Marymount	59 62
												232	H	Portland St.	71 79
												323	H	UC Santa Barbara	58 53
												345	H	Montana	60 44
LAST 12 Division I GAMES:															
345	H	Montana	60 44	85	A	Montana St.	56 75								
184	H	Loyola Marymount	59 62	178	A	San Francisco	59 73								
26	H	Washington	64 94	166	H	Idaho	64 68								
232	H	Portland St.	71 79												
11	A	Boise St.	68 73												
323	H	UC Santa Barbara	58 53												

Non-Div I Games:

Seattle U

Average RPI Win:	249	WON-LOST	WINNING	LAST 10	STRENGTH OF	OPP. STRENGTH	TEAM	ADJ.	CONF.	ADJ CONF.
Average RPI Loss:	99	RECORD	PCT. RANK	GAMES	SCHEDULE	OF SCHEDULE	RPI	RPI	RPI	RPI
DIV. I ONLY	6- 3	97	6- 3	272	127	169	169	5	5	
DIV. I NON-CONF.	6- 3	94	6- 3	273	129	169	169	5	5	
TOTALS	RPI 1-25	RPI 26-50	W-L RECORDS	RPI 51-100	RPI 101-150	RPI 150+				
6- 3	0- 1	0- 0	OVERALL	1- 1	0- 0	5- 1				
5- 1	0- 0	0- 0	HOME	1- 1	0- 0	4- 0				
1- 2	0- 1	0- 0	AWAY	0- 0	0- 0	1- 1				
0- 0	0- 0	0- 0	NEUTRAL	0- 0	0- 0	0- 0				
6- 3	0- 1	0- 0	NON-CONFERENCE	1- 1	0- 0	5- 1				
5- 1	0- 0	0- 0	HOME	1- 1	0- 0	4- 0				
1- 2	0- 1	0- 0	AWAY	0- 0	0- 0	1- 1				
0- 0	0- 0	0- 0	NEUTRAL	0- 0	0- 0	0- 0				
0- 0	0- 0	0- 0	CONFERENCE	0- 0	0- 0	0- 0				
0- 0	0- 0	0- 0	HOME	0- 0	0- 0	0- 0				
0- 0	0- 0	0- 0	AWAY	0- 0	0- 0	0- 0				
0- 0	0- 0	0- 0	NEUTRAL	0- 0	0- 0	0- 0				

RPI 1-25				RPI 26-50				RPI 51-100				RPI 101+ Team's RPI: 169			
RPI	S	Opponent	Score	RPI	S	Opponent	Score	RPI	S	Opponent	Score	RPI	S	Opponent	Score
23	A	Minnesota	57 90					51	H	UT Arlington	61 86	205	H	Boston College	71 66
								60	H	Wake Forest	70 63	223	A	Princeton	67 94
												274	H	LIU Brooklyn	77 59
												300	A	Marist	76 63
												314	H	Central Conn. St.	78 70
												338	H	Savannah St.	74 60
LAST 12 Division I GAMES:															
314	H	Central Conn. St.	78 70	274	H	LIU Brooklyn	77 59								
23	A	Minnesota	57 90	60	H	Wake Forest	70 63								
205	H	Boston College	71 66	223	A	Princeton	67 94								
300	A	Marist	76 63	51	H	UT Arlington	61 86								
338	H	Savannah St.	74 60												

Non-Div I Games:

Seton Hall

Average RPI Win:	243	WON-LOST	WINNING	LAST 10	STRENGTH OF	OPP. STRENGTH	TEAM	ADJ.	CONF.	ADJ CONF.
Average RPI Loss:	138	RECORD	PCT. RANK	GAMES	SCHEDULE	OF SCHEDULE	RPI	RPI	RPI	RPI
DIV. I ONLY	2- 5	242	2- 5	130	282	252	252	20	20	
DIV. I NON-CONF.	1- 4	281	1- 4	159	223	291	291	20	20	
TOTALS	RPI 1-25	RPI 26-50	W-L RECORDS	RPI 51-100	RPI 101-150	RPI 150+				
2- 5	0- 0	0- 0	OVERALL	0- 1	0- 2	2- 2				
2- 2	0- 0	0- 0	HOME	0- 0	0- 1	2- 1				
0- 3	0- 0	0- 0	AWAY	0- 1	0- 1	0- 1				
0- 0	0- 0	0- 0	NEUTRAL	0- 0	0- 0	0- 0				
1- 4	0- 0	0- 0	NON-CONFERENCE	0- 1	0- 2	1- 1				
1- 2	0- 0	0- 0	HOME	0- 0	0- 1	1- 1				
0- 2	0- 0	0- 0	AWAY	0- 1	0- 1	0- 0				
0- 0	0- 0	0- 0	NEUTRAL	0- 0	0- 0	0- 0				
1- 1	0- 0	0- 0	CONFERENCE	0- 0	0- 0	1- 1				
1- 0	0- 0	0- 0	HOME	0- 0	0- 0	1- 0				
0- 1	0- 0	0- 0	AWAY	0- 0	0- 0	0- 1				
0- 0	0- 0	0- 0	NEUTRAL	0- 0	0- 0	0- 0				

RPI 1-25				RPI 26-50				RPI 51-100				RPI 101+				Team's RPI: 252	
RPI	S	Opponent	Score	RPI	S	Opponent	Score	RPI	S	Opponent	Score	RPI	S	Opponent	Score		
								86	A	Syracuse	65	102	136	A	Albany (NY)	86	88
												141	H	New Hampshire	67	77	
												152	A	Quinnipiac	47	73	
												177	H	Hartford	76	80	
												229	H	Colgate	71	63	
												257	H	Fairfield	67	52	
LAST 12 Division I GAMES:																	
				141	H	New Hampshire	67	77	152	A	Quinnipiac	47	73				
									257	H	Fairfield	67	52				
									136	A	Albany (NY)	86	88				
									229	H	Colgate	71	63				
									177	H	Hartford	76	80				
									86	A	Syracuse	65	102				

Non-Div I Games:

Siena

Average RPI Win:	135	WON-LOST	WINNING	LAST 10	STRENGTH OF	OPP. STRENGTH	TEAM	ADJ.	CONF.	ADJ CONF.
Average RPI Loss:	85	RECORD	PCT. RANK	GAMES	SCHEDULE	OF SCHEDULE	RPI	RPI	RPI	RPI
DIV. I ONLY	2- 4	229	2- 4	27	161	94	94	16	16	
DIV. I NON-CONF.	2- 4	230	2- 4	27	162	92	92	16	16	
TOTALS	RPI 1-25	RPI 26-50	W-L RECORDS	RPI 51-100	RPI 101-150	RPI 150+				
2- 4	0- 0	0- 1	OVERALL	0- 2	2- 1	0- 0				
0- 1	0- 0	0- 0	HOME	0- 0	0- 1	0- 0				
1- 2	0- 0	0- 0	AWAY	0- 2	1- 0	0- 0				
1- 1	0- 0	0- 1	NEUTRAL	0- 0	1- 0	0- 0				
2- 4	0- 0	0- 1	NON-CONFERENCE	0- 2	2- 1	0- 0				
0- 1	0- 0	0- 0	HOME	0- 0	0- 1	0- 0				
1- 2	0- 0	0- 0	AWAY	0- 2	1- 0	0- 0				
1- 1	0- 0	0- 1	NEUTRAL	0- 0	1- 0	0- 0				
0- 0	0- 0	0- 0	CONFERENCE	0- 0	0- 0	0- 0				
0- 0	0- 0	0- 0	HOME	0- 0	0- 0	0- 0				
0- 0	0- 0	0- 0	AWAY	0- 0	0- 0	0- 0				
0- 0	0- 0	0- 0	NEUTRAL	0- 0	0- 0	0- 0				

RPI 1-25				RPI 26-50				RPI 51-100				Team's RPI: 94				RPI 101+			
RPI	S	Opponent	Score	RPI	S	Opponent	Score	RPI	S	Opponent	Score	RPI	S	Opponent	Score	RPI	S	Opponent	Score
				31	N	Florida	33 85	89	A	UCF	58 70	125	H	Southern Miss.	48 57				
								96	A	Jacksonville	55 62					131	A	New Orleans	65 62
																138	N	North Florida	62 55
LAST 12 Division I GAMES:																			
				125	H	Southern Miss.	48 57												
				96	A	Jacksonville	55 62												
				138	N	North Florida	62 55												
				131	A	New Orleans	65 62												
				89	A	UCF	58 70												
				31	N	Florida	33 85												

Non-Div I Games: Spring Hill 38 33

South Ala.

South Carolina

Through Games Of Dec. 7, 2016

Average RPI Win:	122	WON-LOST	WINNING	LAST 10	STRENGTH OF	OPP. STRENGTH	TEAM	ADJ.	CONF.	ADJ CONF.
Average RPI Loss:	62	RECORD	PCT. RANK	GAMES	SCHEDULE	OF SCHEDULE	RPI	RPI	RPI	RPI
DIV. I ONLY	6- 1	36	6- 1	73	31	18	18	1	1	
DIV. I NON-CONF.	6- 1	36	6- 1	74	31	18	18	1	1	
TOTALS	RPI 1-25	RPI 26-50	W-L RECORDS	RPI 51-100	RPI 101-150	RPI 150+				
6- 1	0- 0	0- 0	OVERALL	3- 1	2- 0	1- 0				
3- 0	0- 0	0- 0	HOME	1- 0	1- 0	1- 0				
2- 1	0- 0	0- 0	AWAY	1- 1	1- 0	0- 0				
1- 0	0- 0	0- 0	NEUTRAL	1- 0	0- 0	0- 0				
6- 1	0- 0	0- 0	NON-CONFERENCE	3- 1	2- 0	1- 0				
3- 0	0- 0	0- 0	HOME	1- 0	1- 0	1- 0				
2- 1	0- 0	0- 0	AWAY	1- 1	1- 0	0- 0				
1- 0	0- 0	0- 0	NEUTRAL	1- 0	0- 0	0- 0				
0- 0	0- 0	0- 0	CONFERENCE	0- 0	0- 0	0- 0				
0- 0	0- 0	0- 0	HOME	0- 0	0- 0	0- 0				
0- 0	0- 0	0- 0	AWAY	0- 0	0- 0	0- 0				
0- 0	0- 0	0- 0	NEUTRAL	0- 0	0- 0	0- 0				

RPI 1-25				Team's RPI: 18				RPI 26-50				RPI 51-100				RPI 101+			
RPI	S	Opponent	Score	RPI	S	Opponent	Score	RPI	S	Opponent	Score	RPI	S	Opponent	Score	RPI	S	Opponent	Score
												57	N	Louisville	83 59	105	H	Maine	79 42
												62	A	Duke	63 74	140	A	Texas	76 67
												74	A	Ohio St.	92 80	266	H	Saint Peter's	93 38
												91	H	Hampton	92 38				
LAST 12 Division I GAMES:																			
				74	A	Ohio St.	92 80					62	A	Duke	63 74				
												140	A	Texas	76 67				
												57	N	Louisville	83 59				
												266	H	Saint Peter's	93 38				
												105	H	Maine	79 42				
												91	H	Hampton	92 38				

Non-Div I Games:

South Carolina

Loss, Non-Conf, S Site, H Home A Away N Neutral

Average RPI Win:	333	WON-LOST	WINNING	LAST 10	STRENGTH OF	OPP. STRENGTH	TEAM	ADJ.	CONF.	ADJ CONF.
Average RPI Loss:	113	RECORD	PCT. RANK	GAMES	SCHEDULE	OF SCHEDULE	RPI	RPI	RPI	RPI
DIV. I ONLY	1- 3	263	1- 3	309	123	268	268	33	33	
DIV. I NON-CONF.	1- 3	261	1- 3	308	125	266	266	33	33	
TOTALS	RPI 1-25	RPI 26-50	W-L RECORDS	RPI 51-100	RPI 101-150	RPI 150+				
1- 3	0- 0	0- 1	OVERALL	0- 0	0- 1	1- 1				
0- 0	0- 0	0- 0	HOME	0- 0	0- 0	0- 0				
1- 3	0- 0	0- 1	AWAY	0- 0	0- 1	1- 1				
0- 0	0- 0	0- 0	NEUTRAL	0- 0	0- 0	0- 0				
1- 3	0- 0	0- 1	NON-CONFERENCE	0- 0	0- 1	1- 1				
0- 0	0- 0	0- 0	HOME	0- 0	0- 0	0- 0				
1- 3	0- 0	0- 1	AWAY	0- 0	0- 1	1- 1				
0- 0	0- 0	0- 0	NEUTRAL	0- 0	0- 0	0- 0				
0- 0	0- 0	0- 0	CONFERENCE	0- 0	0- 0	0- 0				
0- 0	0- 0	0- 0	HOME	0- 0	0- 0	0- 0				
0- 0	0- 0	0- 0	AWAY	0- 0	0- 0	0- 0				
0- 0	0- 0	0- 0	NEUTRAL	0- 0	0- 0	0- 0				

RPI	S	Opponent	Score	RPI	S	Opponent	Score	RPI	S	Opponent	Score	RPI	S	Opponent	Score	Team's RPI: 268
30	A	Georgia	50 64					106	A	Charleston So.	62 67	204	A	Wofford	65 66	
								333	A	Winthrop	63 55					
LAST 12 Division I GAMES:																
106	A	Charleston So.	62 67													
204	A	Wofford	65 66													
333	A	Winthrop	63 55													
30	A	Georgia	50 64													

Non-Div I Games: St. Andrews 72 35 Morris 85 57

South Carolina St.

South Dakota

Through Games Of Dec. 7, 2016

Average RPI Win:	173	WON-LOST	WINNING	LAST 10	STRENGTH OF	OPP. STRENGTH	TEAM	ADJ.	CONF.	ADJ CONF.
Average RPI Loss:	68	RECORD	PCT. RANK	GAMES	SCHEDULE	OF SCHEDULE	RPI	RPI	RPI	RPI
DIV. I ONLY	6- 2	57	6- 2	154	55	48	48	14	14	
DIV. I NON-CONF.	6- 2	57	6- 2	154	56	49	49	14	14	
TOTALS	RPI 1-25	RPI 26-50	W-L RECORDS	RPI 51-100	RPI 101-150	RPI 150+				
6- 2	0- 0	1- 1	OVERALL	0- 1	1- 0	4- 0				
2- 0	0- 0	1- 0	HOME	0- 0	0- 0	1- 0				
3- 2	0- 0	0- 1	AWAY	0- 1	1- 0	2- 0				
1- 0	0- 0	0- 0	NEUTRAL	0- 0	0- 0	1- 0				
6- 2	0- 0	1- 1	NON-CONFERENCE	0- 1	1- 0	4- 0				
2- 0	0- 0	1- 0	HOME	0- 0	0- 0	1- 0				
3- 2	0- 0	0- 1	AWAY	0- 1	1- 0	2- 0				
1- 0	0- 0	0- 0	NEUTRAL	0- 0	0- 0	1- 0				
0- 0	0- 0	0- 0	CONFERENCE	0- 0	0- 0	0- 0				
0- 0	0- 0	0- 0	HOME	0- 0	0- 0	0- 0				
0- 0	0- 0	0- 0	AWAY	0- 0	0- 0	0- 0				
0- 0	0- 0	0- 0	NEUTRAL	0- 0	0- 0	0- 0				

RPI 1-25				RPI 26-50		Team's RPI: 48		RPI 51-100				RPI 101+			
RPI	S	Opponent	Score	RPI	S	Opponent	Score	RPI	S	Opponent	Score	RPI	S	Opponent	Score
				28	H	SFA	80 74	93	A	Wyoming	62 69	128	A	UC Riverside	61 55
				42	A	Arkansas	67 70					159	A	Tulsa	71 68
												165	N	SIUE	75 68
												239	A	CSU Bakersfield	75 60
												316	H	Illinois	77 68
LAST 12 Division I GAMES:															
				316	H	Illinois	77 68	93	A	Wyoming	62 69				
				165	N	SIUE	75 68	239	A	CSU Bakersfield	75 60				
								128	A	UC Riverside	61 55				
								159	A	Tulsa	71 68				
								42	A	Arkansas	67 70				
								28	H	SFA	80 74				

Non-Div I Games: Concordia-St. Paul 83 58

South Dakota

Loss, Non-Conf, S Site, H Home A Away N Neutral

Average RPI Win:	177	WON-LOST	WINNING	LAST 10	STRENGTH OF	OPP. STRENGTH	TEAM	ADJ.	CONF.	ADJ CONF.
Average RPI Loss:	35	RECORD	PCT. RANK	GAMES	SCHEDULE	OF SCHEDULE	RPI	RPI	RPI	RPI
DIV. I ONLY	7- 1	30	7- 1	268	17	69	69	14	14	
DIV. I NON-CONF.	7- 1	30	7- 1	269	16	69	69	14	14	
TOTALS	RPI 1-25	RPI 26-50	W-L RECORDS	RPI 51-100	RPI 101-150	RPI 150+				
7- 1	0- 0	0- 1	OVERALL	2- 0	1- 0	4- 0				
3- 0	0- 0	0- 0	HOME	0- 0	1- 0	2- 0				
3- 1	0- 0	0- 1	AWAY	2- 0	0- 0	1- 0				
1- 0	0- 0	0- 0	NEUTRAL	0- 0	0- 0	1- 0				
7- 1	0- 0	0- 1	NON-CONFERENCE	2- 0	1- 0	4- 0				
3- 0	0- 0	0- 0	HOME	0- 0	1- 0	2- 0				
3- 1	0- 0	0- 1	AWAY	2- 0	0- 0	1- 0				
1- 0	0- 0	0- 0	NEUTRAL	0- 0	0- 0	1- 0				
0- 0	0- 0	0- 0	CONFERENCE	0- 0	0- 0	0- 0				
0- 0	0- 0	0- 0	HOME	0- 0	0- 0	0- 0				
0- 0	0- 0	0- 0	AWAY	0- 0	0- 0	0- 0				
0- 0	0- 0	0- 0	NEUTRAL	0- 0	0- 0	0- 0				

RPI 1-25				RPI 26-50				RPI 51-100				Team's RPI: 69		RPI 101+			
RPI	S	Opponent	Score	RPI	S	Opponent	Score	RPI	S	Opponent	Score			RPI	S	Opponent	Score
				35	A	Oklahoma	60 74	53	A	UNI	61 50			108	H	Creighton	63 56
								54	A	Iowa	66 64			165	H	SIUE	82 49
														230	A	North Dakota	83 72
														286	H	Ark.-Pine Bluff	103 45
														345	N	Montana	84 43
LAST 12 Division I GAMES:																	
				230	A	North Dakota	83 72					345	N	Montana	84 43		
				286	H	Ark.-Pine Bluff	103 45					165	H	SIUE	82 49		
				53	A	UNI	61 50					108	H	Creighton	63 56		
				35	A	Oklahoma	60 74										
				54	A	Iowa	66 64										

Non-Div I Games:

South Dakota St.

Average RPI Win:	131	WON-LOST	WINNING	LAST 10	STRENGTH OF	OPP. STRENGTH	TEAM	ADJ.	CONF.	ADJ CONF.
Average RPI Loss:	0	RECORD	PCT. RANK	GAMES	SCHEDULE	OF SCHEDULE	RPI	RPI	RPI	RPI
DIV. I ONLY	6- 0	1	6- 0	66	48	8	8	7	7	
DIV. I NON-CONF.	6- 0	1	6- 0	67	49	8	8	7	7	
TOTALS	RPI 1-25	RPI 26-50	W-L RECORDS	RPI 51-100	RPI 101-150	RPI 150+				
6- 0	0- 0	2- 0	OVERALL	1- 0	1- 0	2- 0				
3- 0	0- 0	0- 0	HOME	1- 0	1- 0	1- 0				
1- 0	0- 0	0- 0	AWAY	0- 0	0- 0	1- 0				
2- 0	0- 0	2- 0	NEUTRAL	0- 0	0- 0	0- 0				
6- 0	0- 0	2- 0	NON-CONFERENCE	1- 0	1- 0	2- 0				
3- 0	0- 0	0- 0	HOME	1- 0	1- 0	1- 0				
1- 0	0- 0	0- 0	AWAY	0- 0	0- 0	1- 0				
2- 0	0- 0	2- 0	NEUTRAL	0- 0	0- 0	0- 0				
0- 0	0- 0	0- 0	CONFERENCE	0- 0	0- 0	0- 0				
0- 0	0- 0	0- 0	HOME	0- 0	0- 0	0- 0				
0- 0	0- 0	0- 0	AWAY	0- 0	0- 0	0- 0				
0- 0	0- 0	0- 0	NEUTRAL	0- 0	0- 0	0- 0				

RPI 1-25			Team's RPI: 8		RPI 26-50			RPI 51-100			RPI 101+				
RPI	S	Opponent	Score	RPI	S	Opponent	Score	RPI	S	Opponent	Score	RPI	S	Opponent	Score
				30	N	Georgia	81 65	96	H	Jacksonville	64 52	138	H	North Florida	78 42
				32	N	North Carolina	83 55					221	H	FIU	91 41
												269	A	Butler	74 59
LAST 12 Division I GAMES:															
				32	N	North Carolina	83 55	269	A	Butler	74 59				
				96	H	Jacksonville	64 52	221	H	FIU	91 41				
				138	H	North Florida	78 42	30	N	Georgia	81 65				

Non-Div I Games:

South Fla.

Average RPI Win:	314	WON-LOST	WINNING	LAST 10	STRENGTH OF	OPP. STRENGTH	TEAM	ADJ.	CONF.	ADJ CONF.
Average RPI Loss:	118	RECORD	PCT. RANK	GAMES	SCHEDULE	OF SCHEDULE	RPI	RPI	RPI	RPI
DIV. I ONLY	3- 5	214	3- 5	218	279	258	258	29	29	
DIV. I NON-CONF.	3- 5	217	3- 5	219	280	256	256	29	29	
TOTALS	RPI 1-25	RPI 26-50	W-L RECORDS	RPI 51-100	RPI 101-150	RPI 150+				
3- 5	0- 0	0- 0	OVERALL	0- 2	0- 1	3- 2				
1- 3	0- 0	0- 0	HOME	0- 1	0- 0	1- 2				
1- 1	0- 0	0- 0	AWAY	0- 1	0- 0	1- 0				
1- 1	0- 0	0- 0	NEUTRAL	0- 0	0- 1	1- 0				
3- 5	0- 0	0- 0	NON-CONFERENCE	0- 2	0- 1	3- 2				
1- 3	0- 0	0- 0	HOME	0- 1	0- 0	1- 2				
1- 1	0- 0	0- 0	AWAY	0- 1	0- 0	1- 0				
1- 1	0- 0	0- 0	NEUTRAL	0- 0	0- 1	1- 0				
0- 0	0- 0	0- 0	CONFERENCE	0- 0	0- 0	0- 0				
0- 0	0- 0	0- 0	HOME	0- 0	0- 0	0- 0				
0- 0	0- 0	0- 0	AWAY	0- 0	0- 0	0- 0				
0- 0	0- 0	0- 0	NEUTRAL	0- 0	0- 0	0- 0				

RPI 1-25				RPI 26-50				RPI 51-100				RPI 101+				Team's RPI: 258	
RPI	S	Opponent	Score	RPI	S	Opponent	Score	RPI	S	Opponent	Score	RPI	S	Opponent	Score		
								59	H	Western Ill.	87	100	111	N	Louisiana	78	82
								73	A	Xavier	48	54	162	H	Saint Louis	50	89
													185	H	Cincinnati	75	83
													270	A	Evansville	76	74
													331	H	Lipscomb	79	63
													341	N	Alcorn	68	50
LAST 12 Division I GAMES:																	
				331	H	Lipscomb	79	63	111	N	Louisiana	78	82				
				162	H	Saint Louis	50	89	270	A	Evansville	76	74				
				341	N	Alcorn	68	50	73	A	Xavier	48	54				
									59	H	Western Ill.	87	100				
									185	H	Cincinnati	75	83				

Non-Div I Games: Hannibal-La Grange 99 52 Stephens College 107 59

Southeast Mo. St.

Average RPI Win:	337	WON-LOST	WINNING	LAST 10	STRENGTH OF	OPP. STRENGTH	TEAM	ADJ.	CONF.	ADJ CONF.
Average RPI Loss:	106	RECORD	PCT. RANK	GAMES	SCHEDULE	OF SCHEDULE	RPI	RPI	RPI	RPI
DIV. I ONLY	1- 5	290	1- 5	100	240	244	244	27	27	
DIV. I NON-CONF.	1- 5	289	1- 5	100	240	245	245	27	27	
TOTALS	RPI 1-25	RPI 26-50	W-L RECORDS	RPI 51-100	RPI 101-150	RPI 150+				
1- 5	0- 1	0- 1	OVERALL	0- 0	0- 1	1- 2				
1- 0	0- 0	0- 0	HOME	0- 0	0- 0	1- 0				
0- 5	0- 1	0- 1	AWAY	0- 0	0- 1	0- 2				
0- 0	0- 0	0- 0	NEUTRAL	0- 0	0- 0	0- 0				
1- 5	0- 1	0- 1	NON-CONFERENCE	0- 0	0- 1	1- 2				
1- 0	0- 0	0- 0	HOME	0- 0	0- 0	1- 0				
0- 5	0- 1	0- 1	AWAY	0- 0	0- 1	0- 2				
0- 0	0- 0	0- 0	NEUTRAL	0- 0	0- 0	0- 0				
0- 0	0- 0	0- 0	CONFERENCE	0- 0	0- 0	0- 0				
0- 0	0- 0	0- 0	HOME	0- 0	0- 0	0- 0				
0- 0	0- 0	0- 0	AWAY	0- 0	0- 0	0- 0				
0- 0	0- 0	0- 0	NEUTRAL	0- 0	0- 0	0- 0				

RPI 1-25				RPI 26-50				RPI 51-100				RPI 101+ Team's RPI: 244			
RPI	S	Opponent	Score	RPI	S	Opponent	Score	RPI	S	Opponent	Score	RPI	S	Opponent	Score
17	A	Baylor	38 109	43	A	Colorado	54 112					116	A	Colorado St.	31 77
												158	A	Ole Miss	31 81
												198	A	Houston	80 83
												337	H	Bethune-Cookman	75 63
LAST 12 Division I GAMES:															
		43	A	Colorado	54	112		116	A	Colorado St.	31	77			
		337	H	Bethune-Cookman	75	63									
		17	A	Baylor	38	109									
		198	A	Houston	80	83									
		158	A	Ole Miss	31	81									

Non-Div I Games: Mobile 67 52

Southeastern La.

Average RPI Win:	174	WON-LOST	WINNING	LAST 10	STRENGTH OF	OPP. STRENGTH	TEAM	ADJ.	CONF.	ADJ CONF.
Average RPI Loss:	52	RECORD	PCT. RANK	GAMES	SCHEDULE	OF SCHEDULE	RPI	RPI	RPI	RPI
DIV. I ONLY	7- 1	30	7- 1	217	13	44	44	2	2	
DIV. I NON-CONF.	7- 1	30	7- 1	218	13	45	45	2	2	
TOTALS	RPI 1-25	RPI 26-50	W-L RECORDS	RPI 51-100	RPI 101-150	RPI 150+				
7- 1	0- 0	1- 0	OVERALL	0- 1	1- 0	5- 0				
3- 0	0- 0	0- 0	HOME	0- 0	1- 0	2- 0				
2- 1	0- 0	1- 0	AWAY	0- 1	0- 0	1- 0				
2- 0	0- 0	0- 0	NEUTRAL	0- 0	0- 0	2- 0				
7- 1	0- 0	1- 0	NON-CONFERENCE	0- 1	1- 0	5- 0				
3- 0	0- 0	0- 0	HOME	0- 0	1- 0	2- 0				
2- 1	0- 0	1- 0	AWAY	0- 1	0- 0	1- 0				
2- 0	0- 0	0- 0	NEUTRAL	0- 0	0- 0	2- 0				
0- 0	0- 0	0- 0	CONFERENCE	0- 0	0- 0	0- 0				
0- 0	0- 0	0- 0	HOME	0- 0	0- 0	0- 0				
0- 0	0- 0	0- 0	AWAY	0- 0	0- 0	0- 0				
0- 0	0- 0	0- 0	NEUTRAL	0- 0	0- 0	0- 0				

RPI 1-25				RPI 26-50		Team's RPI: 44		RPI 51-100				RPI 101+			
RPI	S	Opponent	Score	RPI	S	Opponent	Score	RPI	S	Opponent	Score	RPI	S	Opponent	Score
				27	A	Texas A&M	66 62								

Non-Div I Games:

Southern California

■ Loss,
 ■ Non-Conf,
 ■ S Site,
 ■ H Home
 ■ A Away
 N Neutral

Average RPI Win:	252	WON-LOST	WINNING	LAST 10	STRENGTH OF	OPP. STRENGTH	TEAM	ADJ.	CONF.	ADJ CONF.
Average RPI Loss:	155	RECORD	PCT. RANK	GAMES	SCHEDULE	OF SCHEDULE	RPI	RPI	RPI	RPI
DIV. I ONLY	2- 4	229	2- 4	231	211	240	240	15	15	
DIV. I NON-CONF.	2- 4	230	2- 4	231	211	241	241	15	15	
TOTALS	RPI 1-25	RPI 26-50	W-L RECORDS	RPI 51-100	RPI 101-150	RPI 150+				
2- 4	0- 0	0- 1	OVERALL	0- 0	0- 0	2- 3				
1- 1	0- 0	0- 0	HOME	0- 0	0- 0	1- 1				
1- 3	0- 0	0- 1	AWAY	0- 0	0- 0	1- 2				
0- 0	0- 0	0- 0	NEUTRAL	0- 0	0- 0	0- 0				
2- 4	0- 0	0- 1	NON-CONFERENCE	0- 0	0- 0	2- 3				
1- 1	0- 0	0- 0	HOME	0- 0	0- 0	1- 1				
1- 3	0- 0	0- 1	AWAY	0- 0	0- 0	1- 2				
0- 0	0- 0	0- 0	NEUTRAL	0- 0	0- 0	0- 0				
0- 0	0- 0	0- 0	CONFERENCE	0- 0	0- 0	0- 0				
0- 0	0- 0	0- 0	HOME	0- 0	0- 0	0- 0				
0- 0	0- 0	0- 0	AWAY	0- 0	0- 0	0- 0				
0- 0	0- 0	0- 0	NEUTRAL	0- 0	0- 0	0- 0				

RPI 1-25			RPI 26-50			RPI 51-100			RPI 101+			Team's RPI: 240
RPI	S	Opponent	Score	RPI	S	Opponent	Score	RPI	S	Opponent	Score	
				35	A	Oklahoma	48 80					
								165	A	SIUE	59 60	
								168	H	UAB	49 64	
								175	A	Purdue	64 61	
								250	A	UT Martin	68 76	
								329	H	Murray St.	70 63	
LAST 12 Division I GAMES:												
168	H	UAB	49 64	35	A	Oklahoma	48 80					
250	A	UT Martin	68 76									
165	A	SIUE	59 60									
175	A	Purdue	64 61									
329	H	Murray St.	70 63									

Non-Div I Games: Brescia 104 35

Southern Ill.

Average RPI Win:	179	WON-LOST	WINNING	LAST 10	STRENGTH OF	OPP. STRENGTH	TEAM	ADJ.	CONF.	ADJ CONF.
Average RPI Loss:	113	RECORD	PCT. RANK	GAMES	SCHEDULE	OF SCHEDULE	RPI	RPI	RPI	RPI
DIV. I ONLY	6- 1	36	6- 1	331	9	125	125	10	10	
DIV. I NON-CONF.	6- 1	36	6- 1	331	9	125	125	10	10	
TOTALS	RPI 1-25	RPI 26-50	W-L RECORDS	RPI 51-100	RPI 101-150	RPI 150+				
6- 1	0- 0	0- 0	OVERALL	1- 0	3- 1	2- 0				
5- 0	0- 0	0- 0	HOME	0- 0	3- 0	2- 0				
1- 1	0- 0	0- 0	AWAY	1- 0	0- 0	0- 0				
0- 0	0- 0	0- 0	NEUTRAL	0- 0	0- 0	0- 0				
6- 1	0- 0	0- 0	NON-CONFERENCE	1- 0	3- 1	2- 0				
5- 0	0- 0	0- 0	HOME	0- 0	3- 0	2- 0				
1- 1	0- 0	0- 0	AWAY	1- 0	0- 1	0- 0				
0- 0	0- 0	0- 0	NEUTRAL	0- 0	0- 0	0- 0				
0- 0	0- 0	0- 0	CONFERENCE	0- 0	0- 0	0- 0				
0- 0	0- 0	0- 0	HOME	0- 0	0- 0	0- 0				
0- 0	0- 0	0- 0	AWAY	0- 0	0- 0	0- 0				
0- 0	0- 0	0- 0	NEUTRAL	0- 0	0- 0	0- 0				

RPI 1-25			RPI 26-50			RPI 51-100			RPI 101+			Team's RPI: 125
RPI	S	Opponent	Score	RPI	S	Opponent	Score	RPI	S	Opponent	Score	
						94	A South Ala.	57 48	111	H Louisiana	71 49	
									113	A Tulane	67 86	
									120	H Mississippi Val.	83 55	
									131	H New Orleans	78 53	
									277	H Alabama St.	70 43	
									341	H Alcorn	99 56	
LAST 12 Division I GAMES:												
				277	H	Alabama St.	70 43	94	A	South Ala.	57 48	
				131	H	New Orleans	78 53	120	H	Mississippi Val.	83 55	
								111	H	Louisiana	71 49	
								341	H	Alcorn	99 56	
								113	A	Tulane	67 86	

Non-Div I Games: William Carey 92 39

Southern Miss.

Average RPI Win:	337	WON-LOST	WINNING	LAST 10	STRENGTH OF	OPP. STRENGTH	TEAM	ADJ.	CONF.	ADJ CONF.
Average RPI Loss:	39	RECORD	PCT. RANK	GAMES	SCHEDULE	OF SCHEDULE	RPI	RPI	RPI	RPI
DIV. I ONLY	1- 3	263	1- 3	92	37	172	172	28	28	
DIV. I NON-CONF.	1- 3	261	1- 3	92	37	172	172	28	28	
TOTALS	RPI 1-25	RPI 26-50	W-L RECORDS	RPI 51-100	RPI 101-150	RPI 150+				
1- 3	0- 2	0- 0	OVERALL	0- 1	0- 0	1- 0				
1- 0	0- 0	0- 0	HOME	0- 0	0- 0	1- 0				
0- 3	0- 0	0- 0	AWAY	0- 0	0- 0	0- 0				
0- 0	0- 0	0- 0	NEUTRAL	0- 0	0- 0	0- 0				
1- 3	0- 2	0- 0	NON-CONFERENCE	0- 1	0- 0	1- 0				
1- 0	0- 0	0- 0	HOME	0- 0	0- 0	1- 0				
0- 3	0- 2	0- 0	AWAY	0- 1	0- 0	0- 0				
0- 0	0- 0	0- 0	NEUTRAL	0- 0	0- 0	0- 0				
0- 0	0- 0	0- 0	CONFERENCE	0- 0	0- 0	0- 0				
0- 0	0- 0	0- 0	HOME	0- 0	0- 0	0- 0				
0- 0	0- 0	0- 0	AWAY	0- 0	0- 0	0- 0				
0- 0	0- 0	0- 0	NEUTRAL	0- 0	0- 0	0- 0				

RPI 1-25				RPI 26-50				RPI 51-100				RPI 101+ Team's RPI: 172			
RPI	S	Opponent	Score	RPI	S	Opponent	Score	RPI	S	Opponent	Score	RPI	S	Opponent	Score
21	A	Michigan St.	55 70					74	A	Ohio St.	73 108	337	H	Bethune-Cookman	61 59
22	A	UCLA	47 95												
LAST 12 Division I GAMES:															
		74	A	Ohio St.	73	108									
		337	H	Bethune-Cookman	61	59									
		22	A	UCLA	47	95									
		21	A	Michigan St.	55	70									

Non-Div I Games: Spring Hill 68 53

Southern U.

Southern Utah

Through Games Of Dec. 7, 2016

Average RPI Win:	214	WON-LOST	WINNING	LAST 10	STRENGTH OF	OPP. STRENGTH	TEAM	ADJ.	CONF.	ADJ CONF.
Average RPI Loss:	135	RECORD	PCT. RANK	GAMES	SCHEDULE	OF SCHEDULE	RPI	RPI	RPI	RPI
DIV. I ONLY	2- 4	229	2- 4	71	225	144	144	19	19	
DIV. I NON-CONF.	2- 4	230	2- 4	72	226	145	145	19	19	
TOTALS	RPI 1-25	RPI 26-50	W-L RECORDS	RPI 51-100	RPI 101-150	RPI 150+				
2- 4	0- 1	0- 0	OVERALL	0- 1	0- 1	2- 1				
0- 2	0- 0	0- 0	HOME	0- 0	0- 1	0- 1				
2- 2	0- 1	0- 0	AWAY	0- 1	0- 0	2- 0				
0- 0	0- 0	0- 0	NEUTRAL	0- 0	0- 0	0- 0				
2- 4	0- 1	0- 0	NON-CONFERENCE	0- 1	0- 1	2- 1				
0- 2	0- 0	0- 0	HOME	0- 0	0- 1	0- 1				
2- 2	0- 1	0- 0	AWAY	0- 1	0- 0	2- 0				
0- 0	0- 0	0- 0	NEUTRAL	0- 0	0- 0	0- 0				
0- 0	0- 0	0- 0	CONFERENCE	0- 0	0- 0	0- 0				
0- 0	0- 0	0- 0	HOME	0- 0	0- 0	0- 0				
0- 0	0- 0	0- 0	AWAY	0- 0	0- 0	0- 0				
0- 0	0- 0	0- 0	NEUTRAL	0- 0	0- 0	0- 0				

RPI 1-25			RPI 26-50			RPI 51-100			RPI 101+			Team's RPI: 144
RPI	S	Opponent	Score	RPI	S	Opponent	Score	RPI	S	Opponent	Score	
15	A	Utah	43 69					93	A	Wyoming	48 68	
								126	H	Arizona	65 77	
								189	A	Utah St.	70 54	
								239	A	CSU Bakersfield	65 59	
								304	H	Utah Valley	64 70	
LAST 12 Division I GAMES:												
						304	H	Utah Valley	64	70		
						93	A	Wyoming	48	68		
						15	A	Utah	43	69		
						126	H	Arizona	65	77		
						189	A	Utah St.	70	54		
						239	A	CSU Bakersfield	65	59		

Non-Div I Games: Antelope Valley 89 76

Southern Utah

■ Loss,
 ■ Non-Conf,
 ■ S Site,
 ■ Home
 ■ A Away
 N Neutral

Average RPI Win:	212	WON-LOST	WINNING	LAST 10	STRENGTH OF	OPP. STRENGTH	TEAM	ADJ.	CONF.	ADJ CONF.
Average RPI Loss:	137	RECORD	PCT. RANK	GAMES	SCHEDULE	OF SCHEDULE	RPI	RPI	RPI	RPI
DIV. I ONLY	4- 4	155	4- 4	222	150	206	206	11	11	
DIV. I NON-CONF.	4- 4	154	4- 4	223	151	209	209	11	11	
TOTALS	RPI 1-25	RPI 26-50	W-L RECORDS	RPI 51-100	RPI 101-150	RPI 150+				
4- 4	0- 0	0- 0	OVERALL	1- 3	0- 0	3- 1				
2- 2	0- 0	0- 0	HOME	0- 1	0- 0	2- 1				
0- 2	0- 0	0- 0	AWAY	0- 2	0- 0	0- 0				
2- 0	0- 0	0- 0	NEUTRAL	1- 0	0- 0	1- 0				
4- 4	0- 0	0- 0	NON-CONFERENCE	1- 3	0- 0	3- 1				
2- 2	0- 0	0- 0	HOME	0- 1	0- 0	2- 1				
0- 2	0- 0	0- 0	AWAY	0- 2	0- 0	0- 0				
2- 0	0- 0	0- 0	NEUTRAL	1- 0	0- 0	1- 0				
0- 0	0- 0	0- 0	CONFERENCE	0- 0	0- 0	0- 0				
0- 0	0- 0	0- 0	HOME	0- 0	0- 0	0- 0				
0- 0	0- 0	0- 0	AWAY	0- 0	0- 0	0- 0				
0- 0	0- 0	0- 0	NEUTRAL	0- 0	0- 0	0- 0				

RPI 1-25			RPI 26-50			RPI 51-100			RPI 101+			Team's RPI: 206
RPI	S	Opponent	Score	RPI	S	Opponent	Score	RPI	S	Opponent	Score	
						64 A Niagara	43 65	229 H Colgate			70 57	
						68 H Bucknell	35 57	234 H Stony Brook			51 37	
						95 N Rider	60 47	291 N Austin Peay			58 57	
						98 A Delaware	40 43	317 H Canisius			57 74	
LAST 12 Division I GAMES:												
						68 H Bucknell	35 57	229 H Colgate			70 57	
						234 H Stony Brook	51 37	64 A Niagara			43 65	
						95 N Rider	60 47					
						291 N Austin Peay	58 57					
						98 A Delaware	40 43					
						317 H Canisius	57 74					

Non-Div I Games:

St. Bonaventure

Average RPI Win:	246	WON-LOST	WINNING	LAST 10	STRENGTH OF	OPP. STRENGTH	TEAM	ADJ.	CONF.	ADJ CONF.
Average RPI Loss:	180	RECORD	PCT. RANK	GAMES	SCHEDULE	OF SCHEDULE	RPI	RPI	RPI	RPI
DIV. I ONLY	1- 7	315	0- 1	213	277	321	321	32	32	
DIV. I NON-CONF.	1- 7	314	0- 1	213	277	320	320	32	32	
TOTALS	RPI 1-25	RPI 26-50	W-L RECORDS	RPI 51-100	RPI 101-150	RPI 150+				
1- 7	0- 0	0- 1	OVERALL	0- 0	0- 1	1- 5				
1- 2	0- 0	0- 0	HOME	0- 0	0- 0	1- 2				
0- 4	0- 0	0- 1	AWAY	0- 0	0- 1	0- 2				
0- 1	0- 0	0- 0	NEUTRAL	0- 0	0- 0	0- 1				
1- 7	0- 0	0- 1	NON-CONFERENCE	0- 0	0- 1	1- 5				
1- 2	0- 0	0- 0	HOME	0- 0	0- 0	1- 2				
0- 4	0- 0	0- 1	AWAY	0- 0	0- 1	0- 2				
0- 1	0- 0	0- 0	NEUTRAL	0- 0	0- 0	0- 1				
0- 0	0- 0	0- 0	CONFERENCE	0- 0	0- 0	0- 0				
0- 0	0- 0	0- 0	HOME	0- 0	0- 0	0- 0				
0- 0	0- 0	0- 0	AWAY	0- 0	0- 0	0- 0				
0- 0	0- 0	0- 0	NEUTRAL	0- 0	0- 0	0- 0				

RPI 1-25			RPI 26-50			RPI 51-100			RPI 101+			Team's RPI: 321
RPI	S	Opponent	Score	RPI	S	Opponent	Score	RPI	S	Opponent	Score	
				43	A	Colorado	54 81					
								148	A	James Madison	57 83	
								156	A	Army West Point	46 69	
								195	H	Howard	63 78	
								205	N	Boston College	58 73	
								215	H	Manhattan	52 55	
								246	H	Monmouth	87 78	
								299	A	Loyola Maryland	60 69	
LAST 12 Division I GAMES:												
				43	A	Colorado	54 81	205	N	Boston College	58 73	
				299	A	Loyola Maryland	60 69	215	H	Manhattan	52 55	
				246	H	Monmouth	87 78	156	A	Army West Point	46 69	
				148	A	James Madison	57 83	195	H	Howard	63 78	

Non-Div I Games:

St. Francis Brooklyn

Average RPI Win:	174	WON-LOST	WINNING	LAST 10	STRENGTH OF	OPP. STRENGTH	TEAM	ADJ.	CONF.	ADJ CONF.
Average RPI Loss:	48	RECORD	PCT. RANK	GAMES	SCHEDULE	OF SCHEDULE	RPI	RPI	RPI	RPI
DIV. I ONLY	5- 3	116	5- 3	91	67	97	97	5	5	
DIV. I NON-CONF.	5- 3	115	5- 3	91	68	94	94	5	5	
TOTALS	RPI 1-25	RPI 26-50	W-L RECORDS	RPI 51-100	RPI 101-150	RPI 150+				
5- 3	0- 1	0- 0	OVERALL	1- 2	2- 0	2- 0				
3- 2	0- 1	0- 0	HOME	0- 1	1- 0	2- 0				
1- 0	0- 0	0- 0	AWAY	0- 0	1- 0	0- 0				
1- 1	0- 0	0- 0	NEUTRAL	1- 1	0- 0	0- 0				
5- 3	0- 1	0- 0	NON-CONFERENCE	1- 2	2- 0	2- 0				
3- 2	0- 1	0- 0	HOME	0- 1	1- 0	2- 0				
1- 0	0- 0	0- 0	AWAY	0- 0	1- 0	0- 0				
1- 1	0- 0	0- 0	NEUTRAL	1- 1	0- 0	0- 0				
0- 0	0- 0	0- 0	CONFERENCE	0- 0	0- 0	0- 0				
0- 0	0- 0	0- 0	HOME	0- 0	0- 0	0- 0				
0- 0	0- 0	0- 0	AWAY	0- 0	0- 0	0- 0				
0- 0	0- 0	0- 0	NEUTRAL	0- 0	0- 0	0- 0				

RPI 1-25				RPI 26-50				RPI 51-100				RPI 101+			
RPI	S	Opponent	Score	RPI	S	Opponent	Score	RPI	S	Opponent	Score	RPI	S	Opponent	Score
20	H	Miami (FL)	50 62					58	N	Arizona St.	41 54	117	A	William & Mary	73 57
								65	H	Duquesne	65 71	136	H	Albany (NY)	54 36
								100	N	Virginia	66 55	207	H	Rutgers	65 39
												310	H	Lafayette	64 46
LAST 12 Division I GAMES:															
207	H	Rutgers	65 39	136	H	Albany (NY)	54 36	58	N	Arizona St.	41 54				
310	H	Lafayette	64 46	100	N	Virginia	66 55	20	H	Miami (FL)	50 62				
				65	H	Duquesne	65 71								
				117	A	William & Mary	73 57								

Non-Div I Games:

St. John's (NY)

St. Mary's (CA)

Through Games Of Dec. 7, 2016

Average RPI Win:	239	WON-LOST	WINNING	LAST 10	STRENGTH OF	OPP. STRENGTH	TEAM	ADJ.	CONF.	ADJ CONF.
Average RPI Loss:	23	RECORD	PCT. RANK	GAMES	SCHEDULE	OF SCHEDULE	RPI	RPI	RPI	RPI
DIV. I ONLY	4- 4	155	4- 4	42	90	72	72	13	13	
DIV. I NON-CONF.	4- 4	154	4- 4	42	93	72	72	13	13	
TOTALS	RPI 1-25	RPI 26-50	W-L RECORDS	RPI 51-100	RPI 101-150	RPI 150+				
4- 4	0- 2	0- 2	OVERALL	0- 0	0- 0	4- 0				
0- 3	0- 2	0- 1	HOME	0- 0	0- 0	0- 0				
4- 1	0- 0	0- 1	AWAY	0- 0	0- 0	4- 0				
0- 0	0- 0	0- 0	NEUTRAL	0- 0	0- 0	0- 0				
4- 4	0- 2	0- 2	NON-CONFERENCE	0- 0	0- 0	4- 0				
0- 3	0- 2	0- 1	HOME	0- 0	0- 0	0- 0				
4- 1	0- 0	0- 1	AWAY	0- 0	0- 0	4- 0				
0- 0	0- 0	0- 0	NEUTRAL	0- 0	0- 0	0- 0				
0- 0	0- 0	0- 0	CONFERENCE	0- 0	0- 0	0- 0				
0- 0	0- 0	0- 0	HOME	0- 0	0- 0	0- 0				
0- 0	0- 0	0- 0	AWAY	0- 0	0- 0	0- 0				
0- 0	0- 0	0- 0	NEUTRAL	0- 0	0- 0	0- 0				

RPI 1-25				RPI 26-50				RPI 51-100				Team's RPI: 72		RPI 101+			
RPI	S	Opponent	Score	RPI	S	Opponent	Score	RPI	S	Opponent	Score			RPI	S	Opponent	Score
11	H	Boise St.	78 83	29	H	California	67 74							205	A	Boston College	62 54
15	H	Utah	62 63	37	A	Washington St.	69 85							211	A	San Jose St.	85 64
														267	A	Cal Poly	79 71
														272	A	Northeastern	77 53
LAST 12 Division I GAMES:																	
				211	A	San Jose St.	85 64	37	A	Washington St.	69 85						
				267	A	Cal Poly	79 71	29	H	California	67 74						
				15	H	Utah	62 63										
				11	H	Boise St.	78 83										
				205	A	Boston College	62 54										
				272	A	Northeastern	77 53										

Non-Div I Games:

St. Mary's (CA)

■ Loss,
 ■ Non-Conf,
 ■ S Site,
 ■ H Home
 ■ A Away
 N Neutral

Average RPI Win:	195	WON-LOST	WINNING	LAST 10	STRENGTH OF	OPP. STRENGTH	TEAM	ADJ.	CONF.	ADJ CONF.
Average RPI Loss:	118	RECORD	PCT. RANK	GAMES	SCHEDULE	OF SCHEDULE	RPI	RPI	RPI	RPI
DIV. I ONLY	8- 1	22	8- 1	166	126	67	67	2	2	
DIV. I NON-CONF.	8- 1	22	8- 1	167	128	67	67	2	2	
TOTALS	RPI 1-25	RPI 26-50	W-L RECORDS	RPI 51-100	RPI 101-150	RPI 150+				
8- 1	0- 0	0- 0	OVERALL	0- 0	3- 1	5- 0				
4- 1	0- 0	0- 0	HOME	0- 0	3- 1	1- 0				
1- 0	0- 0	0- 0	AWAY	0- 0	0- 0	1- 0				
3- 0	0- 0	0- 0	NEUTRAL	0- 0	0- 0	3- 0				
8- 1	0- 0	0- 0	NON-CONFERENCE	0- 0	3- 1	5- 0				
4- 1	0- 0	0- 0	HOME	0- 0	3- 1	1- 0				
1- 0	0- 0	0- 0	AWAY	0- 0	0- 0	1- 0				
3- 0	0- 0	0- 0	NEUTRAL	0- 0	0- 0	3- 0				
0- 0	0- 0	0- 0	CONFERENCE	0- 0	0- 0	0- 0				
0- 0	0- 0	0- 0	HOME	0- 0	0- 0	0- 0				
0- 0	0- 0	0- 0	AWAY	0- 0	0- 0	0- 0				
0- 0	0- 0	0- 0	NEUTRAL	0- 0	0- 0	0- 0				

RPI 1-25				RPI 26-50				RPI 51-100				Team's RPI: 67		RPI 101+			
RPI	S	Opponent	Score	RPI	S	Opponent	Score	RPI	S	Opponent	Score			RPI	S	Opponent	Score
														118	H	Gonzaga	63 68
														121	H	CSUN	88 54
														140	H	Texas	71 59
														145	H	UC Davis	68 42
														175	N	Purdue	78 69
														202	N	Wichita St.	87 39
														239	A	CSU Bakersfield	77 56
														267	H	Cal Poly	83 55
														272	N	Northeastern	74 45
LAST 12 Division I GAMES:																	
				272	N	Northeastern	74 45					145	H	UC Davis	68 42		
				121	H	CSUN	88 54					239	A	CSU Bakersfield	77 56		
				118	H	Gonzaga	63 68					175	N	Purdue	78 69		
				140	H	Texas	71 59					202	N	Wichita St.	87 39		
				267	H	Cal Poly	83 55										

Non-Div I Games:

Stanford

Average RPI Win:	274	WON-LOST	WINNING	LAST 10	STRENGTH OF	OPP. STRENGTH	TEAM	ADJ.	CONF.	ADJ CONF.
Average RPI Loss:	87	RECORD	PCT. RANK	GAMES	SCHEDULE	OF SCHEDULE	RPI	RPI	RPI	RPI
DIV. I ONLY	7- 2	49	7- 2	276	274	139	139	25	25	
DIV. I NON-CONF.	7- 2	49	7- 2	277	274	140	140	25	25	
TOTALS	RPI 1-25	RPI 26-50	W-L RECORDS	RPI 51-100	RPI 101-150	RPI 150+				
7- 2	0- 0	0- 1	OVERALL	0- 0	0- 1	7- 0				
3- 0	0- 0	0- 0	HOME	0- 0	0- 0	3- 0				
2- 2	0- 0	0- 1	AWAY	0- 0	0- 1	2- 0				
2- 0	0- 0	0- 0	NEUTRAL	0- 0	0- 0	2- 0				
7- 2	0- 0	0- 1	NON-CONFERENCE	0- 0	0- 1	7- 0				
3- 0	0- 0	0- 0	HOME	0- 0	0- 0	3- 0				
2- 2	0- 0	0- 1	AWAY	0- 0	0- 1	2- 0				
2- 0	0- 0	0- 0	NEUTRAL	0- 0	0- 0	2- 0				
0- 0	0- 0	0- 0	CONFERENCE	0- 0	0- 0	0- 0				
0- 0	0- 0	0- 0	HOME	0- 0	0- 0	0- 0				
0- 0	0- 0	0- 0	AWAY	0- 0	0- 0	0- 0				
0- 0	0- 0	0- 0	NEUTRAL	0- 0	0- 0	0- 0				

RPI 1-25			RPI 26-50			RPI 51-100			RPI 101+			Team's RPI: 139
RPI	S	Opponent	Score	RPI	S	Opponent	Score	RPI	S	Opponent	Score	
				42	A	Arkansas	62 79					
								132	A	Chattanooga	55 66	
								155	N	Weber St.	70 68	
								243	N	Robert Morris	68 60	
								280	A	High Point	81 47	
								284	H	Valparaiso	87 75	
								302	A	Northern Ky.	54 45	
								319	H	Eastern Ill.	72 55	
								337	H	Bethune-Cookman	63 60	
LAST 12 Division I GAMES:												
132	A	Chattanooga	55 66	280	A	High Point	81 47					
337	H	Bethune-Cookman	63 60	302	A	Northern Ky.	54 45					
284	H	Valparaiso	87 75	155	N	Weber St.	70 68					
				243	N	Robert Morris	68 60					
				42	A	Arkansas	62 79					
				319	H	Eastern Ill.	72 55					

Non-Div I Games: Webber Int'l 92 54

Stetson

Average RPI Win:	201	WON-LOST	WINNING	LAST 10	STRENGTH OF	OPP. STRENGTH	TEAM	ADJ.	CONF.	ADJ CONF.
Average RPI Loss:	170	RECORD	PCT. RANK	GAMES	SCHEDULE	OF SCHEDULE	RPI	RPI	RPI	RPI
DIV. I ONLY	2- 5	242	2- 5	152	260	234	234	21	21	
DIV. I NON-CONF.	2- 5	243	2- 5	152	259	235	235	21	21	
TOTALS	RPI 1-25	RPI 26-50	W-L RECORDS	RPI 51-100	RPI 101-150	RPI 150+				
2- 5	0- 0	0- 0	OVERALL	0- 1	0- 1	2- 3				
1- 2	0- 0	0- 0	HOME	0- 1	0- 1	1- 0				
1- 3	0- 0	0- 0	AWAY	0- 0	0- 0	1- 3				
0- 0	0- 0	0- 0	NEUTRAL	0- 0	0- 0	0- 0				
2- 5	0- 0	0- 0	NON-CONFERENCE	0- 1	0- 1	2- 3				
1- 2	0- 0	0- 0	HOME	0- 1	0- 1	1- 0				
1- 3	0- 0	0- 0	AWAY	0- 0	0- 0	1- 3				
0- 0	0- 0	0- 0	NEUTRAL	0- 0	0- 0	0- 0				
0- 0	0- 0	0- 0	CONFERENCE	0- 0	0- 0	0- 0				
0- 0	0- 0	0- 0	HOME	0- 0	0- 0	0- 0				
0- 0	0- 0	0- 0	AWAY	0- 0	0- 0	0- 0				
0- 0	0- 0	0- 0	NEUTRAL	0- 0	0- 0	0- 0				

RPI 1-25				RPI 26-50				RPI 51-100				RPI 101+				Team's RPI: 234	
RPI	S	Opponent	Score	RPI	S	Opponent	Score	RPI	S	Opponent	Score	RPI	S	Opponent	Score		
								86	H	Syracuse	60	78	115	H	Hofstra	64	67
													167	A	Iona	46	57
													186	H	Columbia	55	53
													206	A	St. Bonaventure	37	51
													215	A	Manhattan	55	50
													274	A	LIU Brooklyn	48	58
LAST 12 Division I GAMES:																	
				274	A	LIU Brooklyn	48	58	86	H	Syracuse	60	78				
				206	A	St. Bonaventure	37	51	115	H	Hofstra	64	67				
				215	A	Manhattan	55	50	167	A	Iona	46	57				
				186	H	Columbia	55	53									

Non-Div I Games:

Stony Brook

Average RPI Win:	197	WON-LOST	WINNING	LAST 10	STRENGTH OF	OPP. STRENGTH	TEAM	ADJ.	CONF.	ADJ CONF.
Average RPI Loss:	34	RECORD	PCT. RANK	GAMES	SCHEDULE	OF SCHEDULE	RPI	RPI	RPI	RPI
DIV. I ONLY	7- 3	90	7- 3	174	22	86	86	3	3	
DIV. I NON-CONF.	7- 3	88	7- 3	177	21	86	86	3	3	
TOTALS	RPI 1-25	RPI 26-50	W-L RECORDS	RPI 51-100	RPI 101-150	RPI 150+				
7- 3	1- 2	0- 0	OVERALL	1- 1	0- 0	5- 0				
5- 0	1- 0	0- 0	HOME	0- 0	0- 0	4- 0				
1- 1	0- 1	0- 0	AWAY	0- 0	0- 0	1- 0				
1- 2	0- 1	0- 0	NEUTRAL	1- 1	0- 0	0- 0				
7- 3	1- 2	0- 0	NON-CONFERENCE	1- 1	0- 0	5- 0				
5- 0	1- 0	0- 0	HOME	0- 0	0- 0	4- 0				
1- 1	0- 1	0- 0	AWAY	0- 0	0- 0	1- 0				
1- 2	0- 1	0- 0	NEUTRAL	1- 1	0- 0	0- 0				
0- 0	0- 0	0- 0	CONFERENCE	0- 0	0- 0	0- 0				
0- 0	0- 0	0- 0	HOME	0- 0	0- 0	0- 0				
0- 0	0- 0	0- 0	AWAY	0- 0	0- 0	0- 0				
0- 0	0- 0	0- 0	NEUTRAL	0- 0	0- 0	0- 0				

RPI 1-25				RPI 26-50				RPI 51-100 Team's RPI: 86				RPI 101+			
RPI	S	Opponent	Score	RPI	S	Opponent	Score	RPI	S	Opponent	Score	RPI	S	Opponent	Score
3	N	DePaul	84 108					74	N	Ohio St.	72 77	217	H	Rhode Island	95 49
21	H	Michigan St.	75 64					88	N	George Washington	74 71	234	A	Stony Brook	78 60
25	A	Drexel	61 62									252	H	Siena	102 65
												256	H	Coppin St.	76 30
												314	H	Central Conn. St.	95 63
LAST 12 Division I GAMES:															
3	N	DePaul	84 108	256	H	Coppin St.	76 30								
74	N	Ohio St.	72 77	314	H	Central Conn. St.	95 63								
88	N	George Washington	74 71	21	H	Michigan St.	75 64								
25	A	Drexel	61 62	217	H	Rhode Island	95 49								
234	A	Stony Brook	78 60												
252	H	Siena	102 65												

Non-Div I Games:

Syracuse

■ Loss,
 ■ Non-Conf,
 ■ S Site,
 ■ H Home
 ■ A Away
 N Neutral

Average RPI Win: 252		WON-LOST	WINNING	LAST 10	STRENGTH OF		OPP. STRENGTH	TEAM	ADJ.	CONF.	ADJ CONF.
Average RPI Loss: 5		RECORD	PCT. RANK	GAMES	SCHEDULE		OF SCHEDULE	RPI	RPI	RPI	RPI
DIV. I ONLY		5- 2	76	5- 2	282		7	137	137	4	4
DIV. I NON-CONF.		5- 2	75	5- 2	283		7	138	138	4	4

TOTALS	RPI 1-25	RPI 26-50		W-L RECORDS		RPI 51-100		RPI 101-150		RPI 150+	
5- 2	0- 2	0- 0		OVERALL		1- 0		0- 0		4- 0	
5- 0	0- 0	0- 0		HOME		1- 0		0- 0		4- 0	
0- 2	0- 2	0- 0		AWAY		0- 0		0- 0		0- 0	
0- 0	0- 0	0- 0		NEUTRAL		0- 0		0- 0		0- 0	
5- 2	0- 2	0- 0		NON-CONFERENCE		1- 0		0- 0		4- 0	
5- 0	0- 0	0- 0		HOME		1- 0		0- 0		4- 0	
0- 2	0- 2	0- 0		AWAY		0- 0		0- 0		0- 0	
0- 0	0- 0	0- 0		NEUTRAL		0- 0		0- 0		0- 0	
0- 0	0- 0	0- 0		CONFERENCE		0- 0		0- 0		0- 0	
0- 0	0- 0	0- 0		HOME		0- 0		0- 0		0- 0	
0- 0	0- 0	0- 0		AWAY		0- 0		0- 0		0- 0	
0- 0	0- 0	0- 0		NEUTRAL		0- 0		0- 0		0- 0	

RPI	S	Opponent	Score
2	A	Notre Dame	59 92
7	A	LSU	61 67

RPI	S	Opponent	Score
-----	---	----------	-------

RPI	S	Opponent	Score
75	H	SMU	76 67

RPI	S	Opponent	Score
269	H	Butler	73 47
276	H	Grambling	83 47
298	H	Sam Houston St.	81 37
342	H	Incarinate Word	88 40

LAST 12 Division I GAMES:

298	H	Sam Houston St.	81 37	7	A	LSU	61 67
342	H	Incarinate Word	88 40	269	H	Butler	73 47
				2	A	Notre Dame	59 92
				276	H	Grambling	83 47
				75	H	SMU	76 67

Non-Div I Games:

TCU

Average RPI Win:	205	WON-LOST	WINNING	LAST 10	STRENGTH OF	OPP. STRENGTH	TEAM	ADJ.	CONF.	ADJ CONF.
Average RPI Loss:	64	RECORD	PCT. RANK	GAMES	SCHEDULE	OF SCHEDULE	RPI	RPI	RPI	RPI
DIV. I ONLY	4- 3	133	4- 3	59	239	81	81	7	7	
DIV. I NON-CONF.	4- 3	135	4- 3	60	239	81	81	7	7	
TOTALS	RPI 1-25	RPI 26-50	W-L RECORDS	RPI 51-100	RPI 101-150	RPI 150+				
4- 3	0- 0	0- 1	OVERALL	0- 2	0- 0	4- 0				
3- 0	0- 0	0- 0	HOME	0- 0	0- 0	3- 0				
1- 2	0- 0	0- 0	AWAY	0- 2	0- 0	1- 0				
0- 1	0- 0	0- 1	NEUTRAL	0- 0	0- 0	0- 0				
4- 3	0- 0	0- 1	NON-CONFERENCE	0- 2	0- 0	4- 0				
3- 0	0- 0	0- 0	HOME	0- 0	0- 0	3- 0				
1- 2	0- 0	0- 0	AWAY	0- 2	0- 0	1- 0				
0- 1	0- 0	0- 1	NEUTRAL	0- 0	0- 0	0- 0				
0- 0	0- 0	0- 0	CONFERENCE	0- 0	0- 0	0- 0				
0- 0	0- 0	0- 0	HOME	0- 0	0- 0	0- 0				
0- 0	0- 0	0- 0	AWAY	0- 0	0- 0	0- 0				
0- 0	0- 0	0- 0	NEUTRAL	0- 0	0- 0	0- 0				

RPI 1-25			RPI 26-50			RPI 51-100			Team's RPI: 81	RPI 101+		
RPI	S	Opponent	Score	RPI	S	Opponent	Score	RPI	S	Opponent	Score	
				31	N	Florida	76 83	70	A	Harvard	62 73	152 H Quinnipiac 71 68
								91	A	Hampton	65 71	157 H La Salle 86 70
												209 A Saint Joseph's 86 70
												303 H Vermont 53 39
LAST 12 Division I GAMES:												
				91	A	Hampton	65 71	31	N	Florida	76 83	
				303	H	Vermont	53 39	157	H	La Salle	86 70	
				70	A	Harvard	62 73	209	A	Saint Joseph's	86 70	
				152	H	Quinnipiac	71 68					

Non-Div I Games:

Temple

Tennessee

Through Games Of Dec. 7, 2016

Average RPI Win:	178	WON-LOST	WINNING	LAST 10	STRENGTH OF	OPP. STRENGTH	TEAM	ADJ.	CONF.	ADJ CONF.
Average RPI Loss:	37	RECORD	PCT. RANK	GAMES	SCHEDULE	OF SCHEDULE	RPI	RPI	RPI	RPI
DIV. I ONLY	4- 3	133	4- 3	15	200	34	34	1	1	
DIV. I NON-CONF.	4- 3	135	4- 3	16	201	35	35	1	1	
TOTALS	RPI 1-25	RPI 26-50	W-L RECORDS	RPI 51-100	RPI 101-150	RPI 150+				
4- 3	0- 1	0- 1	OVERALL	1- 1	1- 0	2- 0				
2- 1	0- 1	0- 0	HOME	1- 0	0- 0	1- 0				
2- 2	0- 0	0- 1	AWAY	0- 1	1- 0	1- 0				
0- 0	0- 0	0- 0	NEUTRAL	0- 0	0- 0	0- 0				
4- 3	0- 1	0- 1	NON-CONFERENCE	1- 1	1- 0	2- 0				
2- 1	0- 1	0- 0	HOME	1- 0	0- 0	1- 0				
2- 2	0- 0	0- 1	AWAY	0- 1	1- 0	1- 0				
0- 0	0- 0	0- 0	NEUTRAL	0- 0	0- 0	0- 0				
0- 0	0- 0	0- 0	CONFERENCE	0- 0	0- 0	0- 0				
0- 0	0- 0	0- 0	HOME	0- 0	0- 0	0- 0				
0- 0	0- 0	0- 0	AWAY	0- 0	0- 0	0- 0				
0- 0	0- 0	0- 0	NEUTRAL	0- 0	0- 0	0- 0				

RPI 1-25				RPI 26-50				Team's RPI: 34	RPI 51-100				RPI 101+			
RPI	S	Opponent	Score	RPI	S	Opponent	Score		RPI	S	Opponent	Score	RPI	S	Opponent	Score
17	H	Baylor	66 88	33	A	Virginia Tech	63 67		61	A	Penn St.	56 70	148	A	James Madison	81 69
									76	H	Navy	85 55	192	H	Tennessee St.	86 36
													297	A	ETSU	83 58
LAST 12 Division I GAMES:																
61	A	Penn St.	56 70	17	H	Baylor	66 88		192	H	Tennessee St.	86 36				
297	A	ETSU	83 58	33	A	Virginia Tech	63 67									
76	H	Navy	85 55													
148	A	James Madison	81 69													

Non-Div I Games:

Tennessee

■ Loss,
 ■ Non-Conf, S Site,
 ■ Home
 ■ Away
 N Neutral

Average RPI Win:	290	WON-LOST	WINNING	LAST 10	STRENGTH OF	OPP. STRENGTH	TEAM	ADJ.	CONF.	ADJ CONF.
Average RPI Loss:	85	RECORD	PCT. RANK	GAMES	SCHEDULE	OF SCHEDULE	RPI	RPI	RPI	RPI
DIV. I ONLY	1- 5	290	1- 5	51	104	192	192	29	29	
DIV. I NON-CONF.	1- 5	289	1- 5	51	106	195	195	29	29	
TOTALS	RPI 1-25	RPI 26-50	W-L RECORDS	RPI 51-100	RPI 101-150	RPI 150+				
1- 5	0- 1	0- 1	OVERALL	0- 2	0- 0	1- 1				
1- 0	0- 0	0- 0	HOME	0- 0	0- 0	1- 0				
0- 4	0- 1	0- 1	AWAY	0- 2	0- 0	0- 0				
0- 1	0- 0	0- 0	NEUTRAL	0- 0	0- 0	0- 1				
1- 5	0- 1	0- 1	NON-CONFERENCE	0- 2	0- 0	1- 1				
1- 0	0- 0	0- 0	HOME	0- 0	0- 0	1- 0				
0- 4	0- 1	0- 1	AWAY	0- 2	0- 0	0- 0				
0- 1	0- 0	0- 0	NEUTRAL	0- 0	0- 0	0- 1				
0- 0	0- 0	0- 0	CONFERENCE	0- 0	0- 0	0- 0				
0- 0	0- 0	0- 0	HOME	0- 0	0- 0	0- 0				
0- 0	0- 0	0- 0	AWAY	0- 0	0- 0	0- 0				
0- 0	0- 0	0- 0	NEUTRAL	0- 0	0- 0	0- 0				

RPI 1-25				RPI 26-50				RPI 51-100				RPI 101+				Team's RPI: 192	
RPI	S	Opponent	Score	RPI	S	Opponent	Score	RPI	S	Opponent	Score	RPI	S	Opponent	Score		
16	A	Oklahoma St.	48 86	34	A	Tennessee	36 86	52	A	UNLV	48 69	251	N	Wisconsin	70 80		
								73	A	Xavier	54 63	290	H	Arkansas St.	76 66		
LAST 12 Division I GAMES:																	
				34	A	Tennessee	36 86	52	A	UNLV	48 69						
				251	N	Wisconsin	70 80					290	H	Arkansas St.	76 66		
								16	A	Oklahoma St.	48 86						
								73	A	Xavier	54 63						

Non-Div I Games:

Tennessee St.

Average RPI Win:	318	WON-LOST	WINNING	LAST 10	STRENGTH OF	OPP. STRENGTH	TEAM	ADJ.	CONF.	ADJ CONF.
Average RPI Loss:	185	RECORD	PCT. RANK	GAMES	SCHEDULE	OF SCHEDULE	RPI	RPI	RPI	RPI
DIV. I ONLY	2- 6	263	2- 6	318	266	328	328	29	29	
DIV. I NON-CONF.	2- 6	261	2- 6	317	267	327	327	29	29	
TOTALS	RPI 1-25	RPI 26-50	W-L RECORDS	RPI 51-100	RPI 101-150	RPI 150+				
2- 6	0- 0	0- 0	OVERALL	0- 0	0- 2	2- 4				
1- 3	0- 0	0- 0	HOME	0- 0	0- 1	1- 2				
1- 3	0- 0	0- 0	AWAY	0- 0	0- 1	1- 2				
0- 0	0- 0	0- 0	NEUTRAL	0- 0	0- 0	0- 0				
2- 6	0- 0	0- 0	NON-CONFERENCE	0- 0	0- 2	2- 4				
1- 3	0- 0	0- 0	HOME	0- 0	0- 1	1- 2				
1- 3	0- 0	0- 0	AWAY	0- 0	0- 1	1- 2				
0- 0	0- 0	0- 0	NEUTRAL	0- 0	0- 0	0- 0				
0- 0	0- 0	0- 0	CONFERENCE	0- 0	0- 0	0- 0				
0- 0	0- 0	0- 0	HOME	0- 0	0- 0	0- 0				
0- 0	0- 0	0- 0	AWAY	0- 0	0- 0	0- 0				
0- 0	0- 0	0- 0	NEUTRAL	0- 0	0- 0	0- 0				

RPI 1-25				RPI 26-50				RPI 51-100				RPI 101+ Team's RPI: 328			
RPI	S	Opponent	Score	RPI	S	Opponent	Score	RPI	S	Opponent	Score	RPI	S	Opponent	Score
												107	H	Middle Tenn.	62 73
												146	A	Radford	46 79
												173	H	Wright St.	54 65
												185	A	Cincinnati	38 60
												190	A	UNC Asheville	65 77
												302	H	Northern Ky.	55 40
												309	H	UNCG	59 65
												333	A	Winthrop	73 50
LAST 12 Division I GAMES:															
				333	A	Winthrop	73 50					302	H	Northern Ky.	55 40
				190	A	UNC Asheville	65 77					185	A	Cincinnati	38 60
				146	A	Radford	46 79								
				107	H	Middle Tenn.	62 73								
				309	H	UNCG	59 65								
				173	H	Wright St.	54 65								

Non-Div I Games: Tenn. Wesleyan 54 41

Tennessee Tech

Average RPI Win:	340	WON-LOST	WINNING	LAST 10	STRENGTH OF	OPP. STRENGTH	TEAM	ADJ.	CONF.	ADJ CONF.
Average RPI Loss:	24	RECORD	PCT. RANK	GAMES	SCHEDULE	OF SCHEDULE	RPI	RPI	RPI	RPI
DIV. I ONLY	2- 4	229	2- 4	22	174	140	140	4	4	
DIV. I NON-CONF.	2- 4	230	2- 4	22	175	141	141	4	4	
TOTALS	RPI 1-25	RPI 26-50	W-L RECORDS	RPI 51-100	RPI 101-150	RPI 150+				
2- 4	0- 3	0- 0	OVERALL	0- 1	0- 0	2- 0				
2- 1	0- 1	0- 0	HOME	0- 0	0- 0	2- 0				
0- 2	0- 1	0- 0	AWAY	0- 1	0- 0	0- 0				
0- 1	0- 1	0- 0	NEUTRAL	0- 0	0- 0	0- 0				
2- 4	0- 3	0- 0	NON-CONFERENCE	0- 1	0- 0	2- 0				
2- 1	0- 1	0- 0	HOME	0- 0	0- 0	2- 0				
0- 2	0- 1	0- 0	AWAY	0- 1	0- 0	0- 0				
0- 1	0- 1	0- 0	NEUTRAL	0- 0	0- 0	0- 0				
0- 0	0- 0	0- 0	CONFERENCE	0- 0	0- 0	0- 0				
0- 0	0- 0	0- 0	HOME	0- 0	0- 0	0- 0				
0- 0	0- 0	0- 0	AWAY	0- 0	0- 0	0- 0				
0- 0	0- 0	0- 0	NEUTRAL	0- 0	0- 0	0- 0				

RPI 1-25				RPI 26-50				RPI 51-100				RPI 101+ Team's RPI: 140			
RPI	S	Opponent	Score	RPI	S	Opponent	Score	RPI	S	Opponent	Score	RPI	S	Opponent	Score
1	N	UConn	54 72					67	A	Stanford	59 71	330	H	Houston Baptist	98 46
10	A	Mississippi St.	68 79									349	H	Northwestern St.	86 39
18	H	South Carolina	67 76												
LAST 12 Division I GAMES:															
								1	N	UConn	54 72				
								18	H	South Carolina	67 76				
								349	H	Northwestern St.	86 39				
								10	A	Mississippi St.	68 79				
								330	H	Houston Baptist	98 46				
								67	A	Stanford	59 71				

Non-Div I Games:

Texas

 Loss,
 Non-Conf,
 S Site,
 H Home
 A Away
N Neutral

Average RPI Win:	121	WON-LOST	WINNING	LAST 10	STRENGTH OF	OPP. STRENGTH	TEAM	ADJ.	CONF.	ADJ CONF.
Average RPI Loss:	60	RECORD	PCT. RANK	GAMES	SCHEDULE	OF SCHEDULE	RPI	RPI	RPI	RPI
DIV. I ONLY	5- 2	76	5- 2	11	158	27	27	1	1	
DIV. I NON-CONF.	5- 2	75	5- 2	13	159	27	27	1	1	
TOTALS	RPI 1-25	RPI 26-50	W-L RECORDS	RPI 51-100	RPI 101-150	RPI 150+				
5- 2	0- 0	1- 1	OVERALL	2- 1	0- 0	2- 0				
4- 1	0- 0	1- 1	HOME	1- 0	0- 0	2- 0				
1- 1	0- 0	0- 0	AWAY	1- 1	0- 0	0- 0				
0- 0	0- 0	0- 0	NEUTRAL	0- 0	0- 0	0- 0				
5- 2	0- 0	1- 1	NON-CONFERENCE	2- 1	0- 0	2- 0				
4- 1	0- 0	1- 1	HOME	1- 0	0- 0	2- 0				
1- 1	0- 0	0- 0	AWAY	1- 1	0- 0	0- 0				
0- 0	0- 0	0- 0	NEUTRAL	0- 0	0- 0	0- 0				
0- 0	0- 0	0- 0	CONFERENCE	0- 0	0- 0	0- 0				
0- 0	0- 0	0- 0	HOME	0- 0	0- 0	0- 0				
0- 0	0- 0	0- 0	AWAY	0- 0	0- 0	0- 0				
0- 0	0- 0	0- 0	NEUTRAL	0- 0	0- 0	0- 0				

RPI 1-25				RPI 26-50				Team's RPI: 27		RPI 51-100				RPI 101+			
RPI	S	Opponent	Score	RPI	S	Opponent	Score	RPI	S	Opponent	Score	RPI	S	Opponent	Score		
				28	H	SFA	63 48	56	H	Texas Tech	98 90	196	H	Abilene Christian	71 45		
				44	H	Southern California	62 66	75	A	SMU	53 54	244	H	Central Ark.	74 49		
								80	A	Little Rock	55 37						
LAST 12 Division I GAMES:																	
				75	A	SMU	53 54	244	H	Central Ark.	74 49						
				44	H	Southern California	62 66										
				196	H	Abilene Christian	71 45										
				80	A	Little Rock	55 37										
				28	H	SFA	63 48										
				56	H	Texas Tech	98 90										

Non-Div I Games:

Texas A&M

Average RPI Win:	279	WON-LOST	WINNING	LAST 10	STRENGTH OF	OPP. STRENGTH	TEAM	ADJ.	CONF.	ADJ CONF.
Average RPI Loss:	196	RECORD	PCT. RANK	GAMES	SCHEDULE	OF SCHEDULE	RPI	RPI	RPI	RPI
DIV. I ONLY	4- 2	97	4- 2	348	42	273	273	28	28	
DIV. I NON-CONF.	4- 2	94	4- 2	348	43	271	271	28	28	
TOTALS	RPI 1-25	RPI 26-50	W-L RECORDS	RPI 51-100	RPI 101-150	RPI 150+				
4- 2	0- 0	0- 0	OVERALL	0- 0	0- 1	4- 1				
0- 0	0- 0	0- 0	HOME	0- 0	0- 0	0- 0				
3- 2	0- 0	0- 0	AWAY	0- 0	0- 1	3- 1				
1- 0	0- 0	0- 0	NEUTRAL	0- 0	0- 0	1- 0				
4- 2	0- 0	0- 0	NON-CONFERENCE	0- 0	0- 1	4- 1				
0- 0	0- 0	0- 0	HOME	0- 0	0- 0	0- 0				
3- 2	0- 0	0- 0	AWAY	0- 0	0- 1	3- 1				
1- 0	0- 0	0- 0	NEUTRAL	0- 0	0- 0	1- 0				
0- 0	0- 0	0- 0	CONFERENCE	0- 0	0- 0	0- 0				
0- 0	0- 0	0- 0	HOME	0- 0	0- 0	0- 0				
0- 0	0- 0	0- 0	AWAY	0- 0	0- 0	0- 0				
0- 0	0- 0	0- 0	NEUTRAL	0- 0	0- 0	0- 0				

RPI 1-25			RPI 26-50			RPI 51-100			RPI 101+			Team's RPI: 273
RPI	S	Opponent	Score	RPI	S	Opponent	Score	RPI	S	Opponent	Score	
								131	A	New Orleans	57	63
								225	A	Texas St.	66	53
								260	A	A&M-Corpus Christi	61	64
								265	A	UTEP	89	68
								295	N	Presbyterian	74	62
								330	A	Houston Baptist	50	34
LAST 12 Division I GAMES:												
				265	A	UTEP	89 68	330	A	Houston Baptist	50 34	
								131	A	New Orleans	57 63	
								295	N	Presbyterian	74 62	
								225	A	Texas St.	66 53	
								260	A	A&M-Corpus Christi	61 64	

Non-Div I Games: P.R.-Bayamon 64 58

Texas Southern

Average RPI Win:	267	WON-LOST	WINNING	LAST 10	STRENGTH OF	OPP. STRENGTH	TEAM	ADJ.	CONF.	ADJ CONF.
Average RPI Loss:	137	RECORD	PCT. RANK	GAMES	SCHEDULE	OF SCHEDULE	RPI	RPI	RPI	RPI
DIV. I ONLY	3- 4	195	3- 4	239	202	225	225	16	16	
DIV. I NON-CONF.	3- 4	195	3- 4	239	203	227	227	16	16	
TOTALS	RPI 1-25	RPI 26-50	W-L RECORDS	RPI 51-100	RPI 101-150	RPI 150+				
3- 4	0- 1	0- 0	OVERALL	0- 1	0- 0	3- 2				
2- 1	0- 0	0- 0	HOME	0- 0	0- 0	2- 1				
1- 3	0- 1	0- 0	AWAY	0- 1	0- 0	1- 1				
0- 0	0- 0	0- 0	NEUTRAL	0- 0	0- 0	0- 0				
3- 4	0- 1	0- 0	NON-CONFERENCE	0- 1	0- 0	3- 2				
2- 1	0- 0	0- 0	HOME	0- 0	0- 0	2- 1				
1- 3	0- 1	0- 0	AWAY	0- 1	0- 0	1- 1				
0- 0	0- 0	0- 0	NEUTRAL	0- 0	0- 0	0- 0				
0- 0	0- 0	0- 0	CONFERENCE	0- 0	0- 0	0- 0				
0- 0	0- 0	0- 0	HOME	0- 0	0- 0	0- 0				
0- 0	0- 0	0- 0	AWAY	0- 0	0- 0	0- 0				
0- 0	0- 0	0- 0	NEUTRAL	0- 0	0- 0	0- 0				

RPI 1-25				RPI 26-50				RPI 51-100				RPI 101+ Team's RPI: 225			
RPI	S	Opponent	Score	RPI	S	Opponent	Score	RPI	S	Opponent	Score	RPI	S	Opponent	Score
17	A	Baylor	24 90					75	A	SMU	56 64	182	A	UTSA	47 72
												198	A	Houston	61 56
												260	H	A&M-Corpus Christi	57 50
												273	H	Texas Southern	53 66
												342	H	Incarnate Word	67 50
LAST 12 Division I GAMES:															
17	A	Baylor	24 90	342	H	Incarnate Word	67 50								
182	A	UTSA	47 72	75	A	SMU	56 64								
198	A	Houston	61 56												
273	H	Texas Southern	53 66												
260	H	A&M-Corpus Christi	57 50												

Non-Div I Games:

Texas St.

Average RPI Win:	194	WON-LOST	WINNING	LAST 10	STRENGTH OF	OPP. STRENGTH	TEAM	ADJ.	CONF.	ADJ CONF.
Average RPI Loss:	30	RECORD	PCT. RANK	GAMES	SCHEDULE	OF SCHEDULE	RPI	RPI	RPI	RPI
DIV. I ONLY	5- 3	116	5- 3	56	87	56	56	4	4	
DIV. I NON-CONF.	5- 3	115	5- 3	57	90	58	58	4	4	
TOTALS	RPI 1-25	RPI 26-50	W-L RECORDS	RPI 51-100	RPI 101-150	RPI 150+				
5- 3	0- 1	0- 2	OVERALL	0- 0	1- 0	4- 0				
4- 0	0- 0	0- 0	HOME	0- 0	0- 0	4- 0				
0- 3	0- 1	0- 2	AWAY	0- 0	0- 0	0- 0				
1- 0	0- 0	0- 0	NEUTRAL	0- 0	1- 0	0- 0				
5- 3	0- 1	0- 2	NON-CONFERENCE	0- 0	1- 0	4- 0				
4- 0	0- 0	0- 0	HOME	0- 0	0- 0	4- 0				
0- 3	0- 1	0- 2	AWAY	0- 0	0- 0	0- 0				
1- 0	0- 0	0- 0	NEUTRAL	0- 0	1- 0	0- 0				
0- 0	0- 0	0- 0	CONFERENCE	0- 0	0- 0	0- 0				
0- 0	0- 0	0- 0	HOME	0- 0	0- 0	0- 0				
0- 0	0- 0	0- 0	AWAY	0- 0	0- 0	0- 0				
0- 0	0- 0	0- 0	NEUTRAL	0- 0	0- 0	0- 0				

RPI 1-25				RPI 26-50				RPI 51-100				Team's RPI: 56				RPI 101+			
RPI	S	Opponent	Score	RPI	S	Opponent	Score	RPI	S	Opponent	Score	RPI	S	Opponent	Score	RPI	S	Opponent	Score
20	A	Miami (FL)	56 74	27	A	Texas A&M	90 98									102	N	Fordham	59 50
				42	A	Arkansas	60 66									182	H	Prairie View	85 43
																198	H	Houston	84 60
																230	H	North Dakota	90 80
																259	H	New Mexico	69 58
LAST 12 Division I GAMES:																			
102	N	Fordham	59 50	198	H	Houston	84 60												
259	H	New Mexico	69 58	42	A	Arkansas	60 66												
27	A	Texas A&M	90 98	182	H	Prairie View	85 43												
230	H	North Dakota	90 80	20	A	Miami (FL)	56 74												

Non-Div I Games:

Texas Tech

■ Loss,
■ Non-Conf, S Site,
■ Home
■ Away
N Neutral

Average RPI Win: 237		WON-LOST	WINNING	LAST 10	STRENGTH OF	OPP. STRENGTH	TEAM	ADJ.	CONF.	ADJ CONF.
Average RPI Loss: 22		RECORD	PCT. RANK	GAMES	SCHEDULE	OF SCHEDULE	RPI	RPI	RPI	RPI
DIV. I ONLY		5- 1	43	5- 1	292	33	114	114	12	12
DIV. I NON-CONF.		5- 1	43	5- 1	293	33	112	112	12	12
TOTALS	RPI 1-25	RPI 26-50		W-L RECORDS		RPI 51-100	RPI 101-150	RPI 150+		
5- 1	0- 1	0- 0		OVERALL		0- 0	1- 0	4- 0		
2- 0	0- 0	0- 0		HOME		0- 0	0- 0	2- 0		
2- 0	0- 0	0- 0		AWAY		0- 0	1- 0	1- 0		
1- 1	0- 1	0- 0		NEUTRAL		0- 0	0- 0	1- 0		
5- 1	0- 1	0- 0		NON-CONFERENCE		0- 0	1- 0	4- 0		
2- 0	0- 0	0- 0		HOME		0- 0	0- 0	2- 0		
2- 0	0- 0	0- 0		AWAY		0- 0	1- 0	1- 0		
1- 1	0- 1	0- 0		NEUTRAL		0- 0	0- 0	1- 0		
0- 0	0- 0	0- 0		CONFERENCE		0- 0	0- 0	0- 0		
0- 0	0- 0	0- 0		HOME		0- 0	0- 0	0- 0		
0- 0	0- 0	0- 0		AWAY		0- 0	0- 0	0- 0		
0- 0	0- 0	0- 0		NEUTRAL		0- 0	0- 0	0- 0		

RPI 1-25				RPI 26-50				RPI 51-100				RPI 101+ Team's RPI: 114			
RPI	S	Opponent	Score	RPI	S	Opponent	Score	RPI	S	Opponent	Score	RPI	S	Opponent	Score
22	N	UCLA	73 75									147	A	Cleveland St.	92 59
												217	H	Rhode Island	65 50
												260	A	A&M-Corpus Christi	76 60
												271	H	Ill.-Chicago	79 51
												292	N	Davidson	76 41
LAST 12 Division I GAMES:															
271	H	Ill.-Chicago	79 51	292	N	Davidson	76 41								
22	N	UCLA	73 75	147	A	Cleveland St.	92 59								
				217	H	Rhode Island	65 50								
				260	A	A&M-Corpus Christi	76 60								

Non-Div I Games:	Madonna	99	47
------------------	---------	----	----

Toledo

■ Loss, ■ Non-Conf, S Site, H Home A Away N Neutral

Average RPI Win:	235	WON-LOST	WINNING	LAST 10	STRENGTH OF	OPP. STRENGTH	TEAM	ADJ.	CONF.	ADJ CONF.
Average RPI Loss:	9	RECORD	PCT. RANK	GAMES	SCHEDULE	OF SCHEDULE	RPI	RPI	RPI	RPI
DIV. I ONLY	6- 2	57	6- 2	262	54	133	133	8	8	
DIV. I NON-CONF.	6- 2	57	6- 2	263	55	133	133	8	8	
TOTALS	RPI 1-25	RPI 26-50	W-L RECORDS	RPI 51-100	RPI 101-150	RPI 150+				
6- 2	0- 2	0- 0	OVERALL	1- 0	1- 0	4- 0				
4- 1	0- 1	0- 0	HOME	1- 0	1- 0	2- 0				
2- 1	0- 1	0- 0	AWAY	0- 0	0- 0	2- 0				
0- 0	0- 0	0- 0	NEUTRAL	0- 0	0- 0	0- 0				
6- 2	0- 2	0- 0	NON-CONFERENCE	1- 0	1- 0	4- 0				
4- 1	0- 1	0- 0	HOME	1- 0	1- 0	2- 0				
2- 1	0- 1	0- 0	AWAY	0- 0	0- 0	2- 0				
0- 0	0- 0	0- 0	NEUTRAL	0- 0	0- 0	0- 0				
0- 0	0- 0	0- 0	CONFERENCE	0- 0	0- 0	0- 0				
0- 0	0- 0	0- 0	HOME	0- 0	0- 0	0- 0				
0- 0	0- 0	0- 0	AWAY	0- 0	0- 0	0- 0				
0- 0	0- 0	0- 0	NEUTRAL	0- 0	0- 0	0- 0				

RPI 1-25				RPI 26-50				RPI 51-100				RPI 101+ Team's RPI: 133			
RPI	S	Opponent	Score	RPI	S	Opponent	Score	RPI	S	Opponent	Score	RPI	S	Opponent	Score
4	H	Georgetown	59 75					92	H	George Mason	79 75	124	H	Cornell	68 63
14	A	Maryland	63 97									256	H	Coppin St.	69 65
												275	A	UMBC	59 48
												327	H	UMass Lowell	90 56
												336	A	Wagner	69 40
LAST 12 Division I GAMES:															
4	H	Georgetown	59 75	14	A	Maryland	63 97	92	H	George Mason	79 75	256	H	Coppin St.	69 65
275	A	UMBC	59 48												
124	H	Cornell	68 63												
336	A	Wagner	69 40												
327	H	UMass Lowell	90 56												

Non-Div I Games:

Towson

Average RPI Win:	169	WON-LOST	WINNING	LAST 10	STRENGTH OF	OPP. STRENGTH	TEAM	ADJ.	CONF.	ADJ CONF.
Average RPI Loss:	13	RECORD	PCT. RANK	GAMES	SCHEDULE	OF SCHEDULE	RPI	RPI	RPI	RPI
DIV. I ONLY	4- 1	46	4- 1	291	2	84	84	16	16	
DIV. I NON-CONF.	4- 1	46	4- 1	292	2	84	84	16	16	
TOTALS	RPI 1-25	RPI 26-50	W-L RECORDS	RPI 51-100	RPI 101-150	RPI 150+				
4- 1	0- 1	0- 0	OVERALL	1- 0	1- 0	2- 0				
2- 0	0- 0	0- 0	HOME	0- 0	1- 0	1- 0				
0- 1	0- 0	0- 0	AWAY	0- 0	0- 0	0- 0				
2- 0	0- 0	0- 0	NEUTRAL	1- 0	0- 0	1- 0				
4- 1	0- 1	0- 0	NON-CONFERENCE	1- 0	1- 0	2- 0				
2- 0	0- 0	0- 0	HOME	0- 0	1- 0	1- 0				
0- 1	0- 1	0- 0	AWAY	0- 0	0- 0	0- 0				
2- 0	0- 0	0- 0	NEUTRAL	1- 0	0- 0	1- 0				
0- 0	0- 0	0- 0	CONFERENCE	0- 0	0- 0	0- 0				
0- 0	0- 0	0- 0	HOME	0- 0	0- 0	0- 0				
0- 0	0- 0	0- 0	AWAY	0- 0	0- 0	0- 0				
0- 0	0- 0	0- 0	NEUTRAL	0- 0	0- 0	0- 0				

RPI 1-25				RPI 26-50				RPI 51-100				Team's RPI: 84	RPI 101+			
RPI	S	Opponent	Score	RPI	S	Opponent	Score	RPI	S	Opponent	Score		RPI	S	Opponent	Score
13	A	Auburn	52 61					99	N	Villanova	93 85		119	H	Belmont	91 74
													181	N	Loyola Chicago	91 67
													277	H	Alabama St.	95 66
LAST 12 Division I GAMES:																
								277	H	Alabama St.	95 66					
								181	N	Loyola Chicago	91 67					
								99	N	Villanova	93 85					
								119	H	Belmont	91 74					
								13	A	Auburn	52 61					

Non-Div I Games: Thomas (GA) 110 55

Troy

Tulane

Through Games Of Dec. 7, 2016

Average RPI Win:	233	WON-LOST	WINNING	LAST 10	STRENGTH OF	OPP. STRENGTH	TEAM	ADJ.	CONF.	ADJ CONF.
Average RPI Loss:	52	RECORD	PCT. RANK	GAMES	SCHEDULE	OF SCHEDULE	RPI	RPI	RPI	RPI
DIV. I ONLY	5- 3	116	5- 3	164	139	113	113	7	7	
DIV. I NON-CONF.	5- 3	115	5- 3	165	140	111	111	7	7	
TOTALS	RPI 1-25	RPI 26-50	W-L RECORDS	RPI 51-100	RPI 101-150	RPI 150+				
5- 3	0- 1	0- 1	OVERALL	0- 0	1- 1	4- 0				
3- 0	0- 0	0- 0	HOME	0- 0	1- 0	2- 0				
1- 2	0- 0	0- 1	AWAY	0- 0	0- 1	1- 0				
1- 1	0- 1	0- 0	NEUTRAL	0- 0	0- 0	1- 0				
5- 3	0- 1	0- 1	NON-CONFERENCE	0- 0	1- 1	4- 0				
3- 0	0- 0	0- 0	HOME	0- 0	1- 0	2- 0				
1- 2	0- 0	0- 1	AWAY	0- 0	0- 1	1- 0				
1- 1	0- 1	0- 0	NEUTRAL	0- 0	0- 0	1- 0				
0- 0	0- 0	0- 0	CONFERENCE	0- 0	0- 0	0- 0				
0- 0	0- 0	0- 0	HOME	0- 0	0- 0	0- 0				
0- 0	0- 0	0- 0	AWAY	0- 0	0- 0	0- 0				
0- 0	0- 0	0- 0	NEUTRAL	0- 0	0- 0	0- 0				

RPI S	Opponent	Score	RPI S	Opponent	Score	RPI S	Opponent	Score	RPI S	Opponent	Score	Team's RPI: 113
10 N	Mississippi St.	49 66	39 A	Vanderbilt	63 74				107 A	Middle Tenn.	59 62	
									125 H	Southern Miss.	86 67	
									182 A	UTSA	75 66	
									248 N	Eastern Mich.	62 50	
									276 H	Grambling	79 56	
									335 H	McNeese	82 65	
LAST 12 Division I GAMES:												
107 A	Middle Tenn.	59 62	39 A	Vanderbilt	63 74							
335 H	McNeese	82 65	276 H	Grambling	79 56							
182 A	UTSA	75 66										
248 N	Eastern Mich.	62 50										
125 H	Southern Miss.	86 67										
10 N	Mississippi St.	49 66										

Non-Div I Games:

Tulane

Loss, Non-Conf, S Site, H Home A Away N Neutral

Average RPI Win:	237	WON-LOST	WINNING	LAST 10	STRENGTH OF	OPP. STRENGTH	TEAM	ADJ.	CONF.	ADJ CONF.
Average RPI Loss:	98	RECORD	PCT. RANK	GAMES	SCHEDULE	OF SCHEDULE	RPI	RPI	RPI	RPI
DIV. I ONLY	3- 6	229	3- 6	109	160	159	159	7	7	
DIV. I NON-CONF.	3- 6	230	3- 6	109	161	159	159	7	7	
TOTALS	RPI 1-25	RPI 26-50	W-L RECORDS	RPI 51-100	RPI 101-150	RPI 150+				
3- 6	0- 1	0- 2	OVERALL	0- 1	0- 1	3- 1				
1- 2	0- 0	0- 2	HOME	0- 0	0- 0	1- 0				
2- 3	0- 1	0- 0	AWAY	0- 0	0- 1	2- 1				
0- 1	0- 0	0- 0	NEUTRAL	0- 1	0- 0	0- 0				
3- 6	0- 1	0- 2	NON-CONFERENCE	0- 1	0- 1	3- 1				
1- 2	0- 0	0- 2	HOME	0- 0	0- 0	1- 0				
2- 3	0- 1	0- 0	AWAY	0- 0	0- 1	2- 1				
0- 1	0- 0	0- 0	NEUTRAL	0- 1	0- 0	0- 0				
0- 0	0- 0	0- 0	CONFERENCE	0- 0	0- 0	0- 0				
0- 0	0- 0	0- 0	HOME	0- 0	0- 0	0- 0				
0- 0	0- 0	0- 0	AWAY	0- 0	0- 0	0- 0				
0- 0	0- 0	0- 0	NEUTRAL	0- 0	0- 0	0- 0				

RPI 1-25				RPI 26-50				RPI 51-100				RPI 101+ Team's RPI: 159			
RPI	S	Opponent	Score	RPI	S	Opponent	Score	RPI	S	Opponent	Score	RPI	S	Opponent	Score
9	A	Kansas St.	62 82	42	H	Arkansas	50 57	63	N	BYU	56 71	134	A	Oral Roberts	68 76
				48	H	South Dakota	68 71					210	H	North Texas	63 58
												242	A	UMKC	80 70
												259	A	New Mexico	67 64
												290	A	Arkansas St.	80 83
LAST 12 Division I GAMES:															
48	H	South Dakota	68 71	290	A	Arkansas St.	80 83	134	A	Oral Roberts	68 76	210	H	North Texas	63 58
9	A	Kansas St.	62 82	42	H	Arkansas	50 57	63	N	BYU	56 71	259	A	New Mexico	67 64
242	A	UMKC	80 70												

Non-Div I Games:

Tulsa

UU

UAB

Average RPI Win:	203	WON-LOST	WINNING	LAST 10	STRENGTH OF	OPP. STRENGTH	TEAM	ADJ.	CONF.	ADJ CONF.
Average RPI Loss:	91	RECORD	PCT. RANK	GAMES	SCHEDULE	OF SCHEDULE	RPI	RPI	RPI	RPI
DIV. I ONLY	4- 2	97	4- 2	224	103	145	145	23	23	
DIV. I NON-CONF.	4- 2	94	4- 2	225	105	147	147	23	23	
TOTALS	RPI 1-25	RPI 26-50	W-L RECORDS	RPI 51-100	RPI 101-150	RPI 150+				
4- 2	0- 0	0- 0	OVERALL	1- 1	0- 1	3- 0				
3- 1	0- 0	0- 0	HOME	1- 0	0- 1	2- 0				
1- 1	0- 0	0- 0	AWAY	0- 1	0- 0	1- 0				
0- 0	0- 0	0- 0	NEUTRAL	0- 0	0- 0	0- 0				
4- 2	0- 0	0- 0	NON-CONFERENCE	1- 1	0- 1	3- 0				
3- 1	0- 0	0- 0	HOME	1- 0	0- 1	2- 0				
1- 1	0- 0	0- 0	AWAY	0- 1	0- 0	1- 0				
0- 0	0- 0	0- 0	NEUTRAL	0- 0	0- 0	0- 0				
0- 0	0- 0	0- 0	CONFERENCE	0- 0	0- 0	0- 0				
0- 0	0- 0	0- 0	HOME	0- 0	0- 0	0- 0				
0- 0	0- 0	0- 0	AWAY	0- 0	0- 0	0- 0				
0- 0	0- 0	0- 0	NEUTRAL	0- 0	0- 0	0- 0				

RPI 1-25				RPI 26-50				RPI 51-100				RPI 101+				Team's RPI: 145	
RPI	S	Opponent	Score	RPI	S	Opponent	Score	RPI	S	Opponent	Score	RPI	S	Opponent	Score		
								67	A	Stanford	42	68	115	H	Hofstra	60	64
								85	H	Montana St.	70	62	203	H	Portland	66	52
													228	A	Pacific	95	87
													296	H	San Diego St.	75	55
LAST 12 Division I GAMES:																	
				115	H	Hofstra	60	64	67	A	Stanford	42	68				
				85	H	Montana St.	70	62	296	H	San Diego St.	75	55				
				228	A	Pacific	95	87									
				203	H	Portland	66	52									

Non-Div I Games: Holy Names 91 51

UC Davis

Average RPI Win:	262	WON-LOST	WINNING	LAST 10	STRENGTH OF	OPP. STRENGTH	TEAM	ADJ.	CONF.	ADJ CONF.
Average RPI Loss:	167	RECORD	PCT. RANK	GAMES	SCHEDULE	OF SCHEDULE	RPI	RPI	RPI	RPI
DIV. I ONLY	1- 7	315	1- 7	156	304	279	279	23	23	
DIV. I NON-CONF.	1- 7	314	1- 7	156	304	277	277	23	23	
TOTALS	RPI 1-25	RPI 26-50	W-L RECORDS	RPI 51-100	RPI 101-150	RPI 150+				
1- 7	0- 0	0- 0	OVERALL	0- 0	0- 2	1- 5				
0- 1	0- 0	0- 0	HOME	0- 0	0- 0	0- 1				
1- 5	0- 0	0- 0	AWAY	0- 0	0- 1	1- 4				
0- 1	0- 0	0- 0	NEUTRAL	0- 0	0- 1	0- 0				
1- 7	0- 0	0- 0	NON-CONFERENCE	0- 0	0- 2	1- 5				
0- 1	0- 0	0- 0	HOME	0- 0	0- 0	0- 1				
1- 5	0- 0	0- 0	AWAY	0- 0	0- 1	1- 4				
0- 1	0- 0	0- 0	NEUTRAL	0- 0	0- 1	0- 0				
0- 0	0- 0	0- 0	CONFERENCE	0- 0	0- 0	0- 0				
0- 0	0- 0	0- 0	HOME	0- 0	0- 0	0- 0				
0- 0	0- 0	0- 0	AWAY	0- 0	0- 0	0- 0				
0- 0	0- 0	0- 0	NEUTRAL	0- 0	0- 0	0- 0				

RPI 1-25				RPI 26-50				RPI 51-100				RPI 101+				Team's RPI: 279	
RPI	S	Opponent	Score	RPI	S	Opponent	Score	RPI	S	Opponent	Score	RPI	S	Opponent	Score		
												109	N	Fresno St.	45	63	
												118	A	Gonzaga	38	102	
												162	H	Saint Louis	69	79	
												174	A	Idaho St.	54	65	
												184	A	Loyola Marymount	39	58	
												189	A	Utah St.	52	66	
												232	A	Portland St.	73	79	
												262	A	Nevada	72	59	
LAST 12 Division I GAMES:																	
				232	A	Portland St.	73	79	109	N	Fresno St.	45	63				
				262	A	Nevada	72	59	184	A	Loyola Marymount	39	58				
									174	A	Idaho St.	54	65				
									189	A	Utah St.	52	66				
									118	A	Gonzaga	38	102				
									162	H	Saint Louis	69	79				

Non-Div I Games:

UC Irvine

■ Loss, ■ Non-Conf, S Site, H Home A Away N Neutral

Average RPI Win: 252		WON-LOST	WINNING	LAST 10	STRENGTH OF	OPP. STRENGTH	TEAM	ADJ.	CONF.	ADJ CONF.
Average RPI Loss: 40		RECORD	PCT. RANK	GAMES	SCHEDULE	OF SCHEDULE	RPI	RPI	RPI	RPI
DIV. I ONLY		2- 3	207	2- 3	24	243	128	128	23	23
DIV. I NON-CONF.		2- 3	210	2- 3	24	243	128	128	23	23
TOTALS	RPI 1-25		RPI 26-50		W-L RECORDS	RPI 51-100	RPI 101-150		RPI 150+	
2- 3	0- 0		0- 3		OVERALL	0- 0	0- 0		2- 0	
2- 1	0- 0		0- 1		HOME	0- 0	0- 0		2- 0	
0- 2	0- 0		0- 2		AWAY	0- 0	0- 0		0- 0	
0- 0	0- 0		0- 0		NEUTRAL	0- 0	0- 0		0- 0	
2- 3	0- 0		0- 3		NON-CONFERENCE	0- 0	0- 0		2- 0	
2- 1	0- 0		0- 1		HOME	0- 0	0- 0		2- 0	
0- 2	0- 0		0- 2		AWAY	0- 0	0- 0		0- 0	
0- 0	0- 0		0- 0		NEUTRAL	0- 0	0- 0		0- 0	
0- 0	0- 0		0- 0		CONFERENCE	0- 0	0- 0		0- 0	
0- 0	0- 0		0- 0		HOME	0- 0	0- 0		0- 0	
0- 0	0- 0		0- 0		AWAY	0- 0	0- 0		0- 0	
0- 0	0- 0		0- 0		NEUTRAL	0- 0	0- 0		0- 0	

RPI 1-25				RPI 26-50				RPI 51-100				RPI 101+ Team's RPI: 128			
RPI	S	Opponent	Score	RPI	S	Opponent	Score	RPI	S	Opponent	Score	RPI	S	Opponent	Score
				29	A	California	56 71					208	H	Grand Canyon	77 64
				44	A	Southern California	49 67					296	H	San Diego St.	72 44
				48	H	South Dakota	55 61								
LAST 12 Division I GAMES:															
				208	H	Grand Canyon	77 64								
				48	H	South Dakota	55 61								
				29	A	California	56 71								
				44	A	Southern California	49 67								
				296	H	San Diego St.	72 44								

Non-Div I Games:

UC Riverside

■ Loss, ■ Non-Conf, S Site, H Home A Away N Neutral

RPI 1-25				RPI 26-50				RPI 51-100				RPI 101+				Team's RPI: 323	
RPI	S	Opponent	Score	RPI	S	Opponent	Score	RPI	S	Opponent	Score	RPI	S	Opponent	Score		
												112	A	Iowa St.	60	77	
												122	H	Santa Clara	58	69	
												142	A	San Diego	63	77	
												184	A	Loyola Marymount	55	57	
												312	H	Northern Ariz.	60	51	
												313	A	Seattle U	53	58	
												343	H	Pepperdine	66	57	
LAST 12 Division I GAMES:																	
				184	A	Loyola Marymount	55	57				122	H	Santa Clara	58	69	
												142	A	San Diego	63	77	
												312	H	Northern Ariz.	60	51	
												313	A	Seattle U	53	58	
												343	H	Pepperdine	66	57	
												112	A	Iowa St.	60	77	

UC Santa Barbara

Average RPI Win:	228	WON-LOST	WINNING	LAST 10	STRENGTH OF	OPP. STRENGTH	TEAM	ADJ.	CONF.	ADJ CONF.
Average RPI Loss:	23	RECORD	PCT. RANK	GAMES	SCHEDULE	OF SCHEDULE	RPI	RPI	RPI	RPI
DIV. I ONLY	7- 2	49	7- 2	199	111	89	89	7	7	
DIV. I NON-CONF.	7- 2	49	7- 2	199	114	88	88	7	7	
TOTALS	RPI 1-25	RPI 26-50	W-L RECORDS	RPI 51-100	RPI 101-150	RPI 150+				
7- 2	0- 1	0- 1	OVERALL	2- 0	0- 0	5- 0				
4- 1	0- 0	0- 1	HOME	2- 0	0- 0	2- 0				
3- 1	0- 1	0- 0	AWAY	0- 0	0- 0	3- 0				
0- 0	0- 0	0- 0	NEUTRAL	0- 0	0- 0	0- 0				
7- 2	0- 1	0- 1	NON-CONFERENCE	2- 0	0- 0	5- 0				
4- 1	0- 0	0- 1	HOME	2- 0	0- 0	2- 0				
3- 1	0- 1	0- 0	AWAY	0- 0	0- 0	3- 0				
0- 0	0- 0	0- 0	NEUTRAL	0- 0	0- 0	0- 0				
0- 0	0- 0	0- 0	CONFERENCE	0- 0	0- 0	0- 0				
0- 0	0- 0	0- 0	HOME	0- 0	0- 0	0- 0				
0- 0	0- 0	0- 0	AWAY	0- 0	0- 0	0- 0				
0- 0	0- 0	0- 0	NEUTRAL	0- 0	0- 0	0- 0				

RPI 1-25				RPI 26-50				RPI 51-100				Team's RPI: 89	RPI 101+			
RPI	S	Opponent	Score	RPI	S	Opponent	Score	RPI	S	Opponent	Score		RPI	S	Opponent	Score
12	A	Buffalo	65 66	33	H	Virginia Tech	64 67	94	H	South Ala.	70 58		221	A	FIU	69 52
								95	H	Rider	49 30		269	A	Butler	66 59
													291	H	Austin Peay	61 43
													292	A	Davidson	57 38
													337	H	Bethune-Cookman	70 43
LAST 12 Division I GAMES:																
337	H	Bethune-Cookman	70 43	292	A	Davidson	57 38									
12	A	Buffalo	65 66	94	H	South Ala.	70 58									
291	H	Austin Peay	61 43	221	A	FIU	69 52									
95	H	Rider	49 30													
269	A	Butler	66 59													
33	H	Virginia Tech	64 67													

Non-Div I Games:

UCF

Average RPI Win:	177	WON-LOST	WINNING	LAST 10	STRENGTH OF	OPP. STRENGTH	TEAM	ADJ.	CONF.	ADJ CONF.
Average RPI Loss:	17	RECORD	PCT. RANK	GAMES	SCHEDULE	OF SCHEDULE	RPI	RPI	RPI	RPI
DIV. I ONLY	6- 1	36	6- 1	61	131	22	22	2	2	
DIV. I NON-CONF.	6- 1	36	6- 1	62	133	22	22	2	2	
TOTALS	RPI 1-25	RPI 26-50	W-L RECORDS	RPI 51-100	RPI 101-150	RPI 150+				
6- 1	0- 1	0- 0	OVERALL	1- 0	1- 0	4- 0				
4- 0	0- 0	0- 0	HOME	0- 0	0- 0	4- 0				
0- 1	0- 1	0- 0	AWAY	0- 0	0- 0	0- 0				
2- 0	0- 0	0- 0	NEUTRAL	1- 0	1- 0	0- 0				
6- 1	0- 1	0- 0	NON-CONFERENCE	1- 0	1- 0	4- 0				
4- 0	0- 0	0- 0	HOME	0- 0	0- 0	4- 0				
0- 1	0- 1	0- 0	AWAY	0- 0	0- 0	0- 0				
2- 0	0- 0	0- 0	NEUTRAL	1- 0	1- 0	0- 0				
0- 0	0- 0	0- 0	CONFERENCE	0- 0	0- 0	0- 0				
0- 0	0- 0	0- 0	HOME	0- 0	0- 0	0- 0				
0- 0	0- 0	0- 0	AWAY	0- 0	0- 0	0- 0				
0- 0	0- 0	0- 0	NEUTRAL	0- 0	0- 0	0- 0				

RPI 1-25				Team's RPI: 22		RPI 26-50				RPI 51-100				RPI 101+			
RPI	S	Opponent	Score	RPI	S	Opponent	Score	RPI	S	Opponent	Score	RPI	S	Opponent	Score		
17	A	Baylor	70 84									54	N	Iowa	78 65		
								</									

Non-Div I Games:

UCLA

Average RPI Win:	59	WON-LOST	WINNING	LAST 10	STRENGTH OF	OPP. STRENGTH	TEAM	ADJ.	CONF.	ADJ CONF.
Average RPI Loss:	0	RECORD	PCT. RANK	GAMES	SCHEDULE	OF SCHEDULE	RPI	RPI	RPI	RPI
DIV. I ONLY	8- 0	1	8- 0	6	1	1	1	7	7	
DIV. I NON-CONF.	8- 0	1	8- 0	7	1	1	1	7	7	
TOTALS	RPI 1-25	RPI 26-50	W-L RECORDS	RPI 51-100	RPI 101-150	RPI 150+				
8- 0	5- 0	0- 0	OVERALL	0- 0	2- 0	1- 0				
4- 0	2- 0	0- 0	HOME	0- 0	1- 0	1- 0				
3- 0	3- 0	0- 0	AWAY	0- 0	0- 0	0- 0				
1- 0	0- 0	0- 0	NEUTRAL	0- 0	1- 0	0- 0				
8- 0	5- 0	0- 0	NON-CONFERENCE	0- 0	2- 0	1- 0				
4- 0	2- 0	0- 0	HOME	0- 0	1- 0	1- 0				
3- 0	3- 0	0- 0	AWAY	0- 0	0- 0	0- 0				
1- 0	0- 0	0- 0	NEUTRAL	0- 0	1- 0	0- 0				
0- 0	0- 0	0- 0	CONFERENCE	0- 0	0- 0	0- 0				
0- 0	0- 0	0- 0	HOME	0- 0	0- 0	0- 0				
0- 0	0- 0	0- 0	AWAY	0- 0	0- 0	0- 0				
0- 0	0- 0	0- 0	NEUTRAL	0- 0	0- 0	0- 0				

RPI	S	Opponent	Score	RPI	S	Opponent	Score	RPI	S	Opponent	Score
2	A	Notre Dame	72 61					132	H	Chattanooga	80 43
3	H	DePaul	91 46					140	N	Texas	72 54
7	A	LSU	76 53					151	H	Dayton	98 65
17	H	Baylor	72 61								
19	A	Florida St.	78 76								
LAST 12 Division I GAMES:											
2	A	Notre Dame	72 61	3	H	DePaul	91 46				
140	N	Texas	72 54	132	H	Chattanooga	80 43				
				151	H	Dayton	98 65				
				7	A	LSU	76 53				
				17	H	Baylor	72 61				
				19	A	Florida St.	78 76				

Non-Div I Games:

UConn

UMBC										
Average RPI Win:	186	WON-LOST	WINNING	LAST 10	STRENGTH OF	OPP. STRENGTH	TEAM	ADJ.	CONF.	ADJ CONF.
Average RPI Loss:	171	RECORD	PCT. RANK	GAMES	SCHEDULE	OF SCHEDULE	RPI	RPI	RPI	RPI
DIV. I ONLY	1- 6	299	1- 6	139	288	275	275	21	21	
DIV. I NON-CONF.	1- 6	298	1- 6	139	288	273	273	21	21	

TOTALS	RPI 1-25	RPI 26-50	W-L RECORDS	RPI 51-100	RPI 101-150	RPI 150+				
1- 6	0- 1	0- 0	OVERALL	0- 0	0- 2	1- 3				
0- 4	0- 0	0- 0	HOME	0- 0	0- 2	0- 2				
1- 2	0- 1	0- 0	AWAY	0- 0	0- 0	1- 1				
0- 0	0- 0	0- 0	NEUTRAL	0- 0	0- 0	0- 0				
1- 6	0- 1	0- 0	NON-CONFERENCE	0- 0	0- 2	1- 3				
0- 4	0- 0	0- 0	HOME	0- 0	0- 2	0- 2				
1- 2	0- 1	0- 0	AWAY	0- 0	0- 0	1- 1				
0- 0	0- 0	0- 0	NEUTRAL	0- 0	0- 0	0- 0				
0- 0	0- 0	0- 0	CONFERENCE	0- 0	0- 0	0- 0				
0- 0	0- 0	0- 0	HOME	0- 0	0- 0	0- 0				
0- 0	0- 0	0- 0	AWAY	0- 0	0- 0	0- 0				
0- 0	0- 0	0- 0	NEUTRAL	0- 0	0- 0	0- 0				

RPI 1-25				RPI 26-50				RPI 51-100				RPI 101+ Team's RPI: 275			
RPI	S	Opponent	Score	RPI	S	Opponent	Score	RPI	S	Opponent	Score	RPI	S	Opponent	Score
14	A	Maryland	42 92									104	H	UMES	57 70
												133	H	Towson	48 59
												186	A	Columbia	67 56
												223	H	Princeton	58 69
												226	A	American	53 70
												326	H	Morgan St.	61 69
LAST 12 Division I GAMES:															
326	H	Morgan St.	61 69	186	A	Columbia	67 56								
14	A	Maryland	42 92												
226	A	American	53 70												
223	H	Princeton	58 69												
133	H	Towson	48 59												
104	H	UMES	57 70												

Non-Div I Games: Gettysburg 71 51

UMBC

Average RPI Win:	303	WON-LOST	WINNING	LAST 10	STRENGTH OF	OPP. STRENGTH	TEAM	ADJ.	CONF.	ADJ CONF.
Average RPI Loss:	51	RECORD	PCT. RANK	GAMES	SCHEDULE	OF SCHEDULE	RPI	RPI	RPI	RPI
DIV. I ONLY	3- 3	155	3- 3	153	122	104	104	33	33	
DIV. I NON-CONF.	3- 3	154	3- 3	153	124	100	100	33	33	
TOTALS	RPI 1-25	RPI 26-50	W-L RECORDS	RPI 51-100	RPI 101-150	RPI 150+				
3- 3	0- 1	0- 1	OVERALL	0- 1	0- 0	3- 0				
1- 0	0- 0	0- 0	HOME	0- 0	0- 0	1- 0				
2- 3	0- 1	0- 1	AWAY	0- 1	0- 0	2- 0				
0- 0	0- 0	0- 0	NEUTRAL	0- 0	0- 0	0- 0				
3- 3	0- 1	0- 1	NON-CONFERENCE	0- 1	0- 0	3- 0				
1- 0	0- 0	0- 0	HOME	0- 0	0- 0	1- 0				
2- 3	0- 1	0- 1	AWAY	0- 1	0- 0	2- 0				
0- 0	0- 0	0- 0	NEUTRAL	0- 0	0- 0	0- 0				
0- 0	0- 0	0- 0	CONFERENCE	0- 0	0- 0	0- 0				
0- 0	0- 0	0- 0	HOME	0- 0	0- 0	0- 0				
0- 0	0- 0	0- 0	AWAY	0- 0	0- 0	0- 0				
0- 0	0- 0	0- 0	NEUTRAL	0- 0	0- 0	0- 0				

RPI 1-25			RPI 26-50			RPI 51-100			RPI 101+			Team's RPI: 104
RPI	S	Opponent	Score	RPI	S	Opponent	Score	RPI	S	Opponent	Score	
14	A	Maryland	61 106	49	A	North Carolina St.	58 77	90	A	East Carolina	58 66	275 A UMBC 70 57
												309 H UNCG 60 53
												324 A Mt. St. Mary's 63 52
LAST 12 Division I GAMES:												
14	A	Maryland	61 106	324	A	Mt. St. Mary's	63 52	90	A	East Carolina	58 66	
				309	H	UNCG	60 53	49	A	North Carolina St.	58 77	
				275	A	UMBC	70 57					

Non-Div I Games: Cheyney 75 38

UMES

 Loss,
 Non-Conf,
 S Site,
 Home
 A Away
 N Neutral

Average RPI Win:	241	WON-LOST	WINNING	LAST 10	STRENGTH OF	OPP. STRENGTH	TEAM	ADJ.	CONF.	ADJ CONF.
Average RPI Loss:	131	RECORD	PCT. RANK	GAMES	SCHEDULE	OF SCHEDULE	RPI	RPI	RPI	RPI
DIV. I ONLY	3- 3	155	3- 3	260	219	242	242	31	31	
DIV. I NON-CONF.	3- 3	154	3- 3	261	219	243	243	31	31	
TOTALS	RPI 1-25	RPI 26-50	W-L RECORDS	RPI 51-100	RPI 101-150	RPI 150+				
3- 3	0- 0	0- 0	OVERALL	0- 1	0- 0	3- 2				
1- 3	0- 0	0- 0	HOME	0- 1	0- 0	1- 2				
2- 0	0- 0	0- 0	AWAY	0- 0	0- 0	2- 0				
0- 0	0- 0	0- 0	NEUTRAL	0- 0	0- 0	0- 0				
3- 3	0- 0	0- 0	NON-CONFERENCE	0- 1	0- 0	3- 2				
1- 3	0- 0	0- 0	HOME	0- 1	0- 0	1- 2				
2- 0	0- 0	0- 0	AWAY	0- 0	0- 0	2- 0				
0- 0	0- 0	0- 0	NEUTRAL	0- 0	0- 0	0- 0				
0- 0	0- 0	0- 0	CONFERENCE	0- 0	0- 0	0- 0				
0- 0	0- 0	0- 0	HOME	0- 0	0- 0	0- 0				
0- 0	0- 0	0- 0	AWAY	0- 0	0- 0	0- 0				
0- 0	0- 0	0- 0	NEUTRAL	0- 0	0- 0	0- 0				

RPI 1-25				RPI 26-50				RPI 51-100				RPI 101+				Team's RPI: 242	
RPI	S	Opponent	Score	RPI	S	Opponent	Score	RPI	S	Opponent	Score	RPI	S	Opponent	Score		
								59	H	Western Ill.	65	78	159	H	Tulsa	70	80
													176	H	Western Mich.	54	66
													196	A	Abilene Christian	71	68
													202	A	Wichita St.	56	54
													326	H	Morgan St.	64	56
LAST 12 Division I GAMES:																	
				196	A	Abilene Christian	71	68	159	H	Tulsa	70	80				
				326	H	Morgan St.	64	56									
				176	H	Western Mich.	54	66									
				59	H	Western Ill.	65	78									
				202	A	Wichita St.	56	54									

Non-Div I Games: Cent. Christian (KS111 43 Mo.-St. Louis 60 45

UMKC

Loss, Non-Conf, S Site, H Home A Away N Neutral

Average RPI Win:	334	WON-LOST	WINNING	LAST 10	STRENGTH OF	OPP. STRENGTH	TEAM	ADJ.	CONF.	ADJ CONF.
Average RPI Loss:	188	RECORD	PCT. RANK	GAMES	SCHEDULE	OF SCHEDULE	RPI	RPI	RPI	RPI
DIV. I ONLY	1- 8	320	1- 8	230	315	327	327	21	21	
DIV. I NON-CONF.	1- 8	319	1- 8	230	314	326	326	21	21	
TOTALS	RPI 1-25	RPI 26-50	W-L RECORDS	RPI 51-100	RPI 101-150	RPI 150+				
1- 8	0- 1	0- 0	OVERALL	0- 1	0- 1	1- 5				
1- 3	0- 0	0- 0	HOME	0- 0	0- 0	1- 3				
0- 5	0- 1	0- 0	AWAY	0- 1	0- 1	0- 2				
0- 0	0- 0	0- 0	NEUTRAL	0- 0	0- 0	0- 0				
1- 8	0- 1	0- 0	NON-CONFERENCE	0- 1	0- 1	1- 5				
1- 3	0- 0	0- 0	HOME	0- 0	0- 0	1- 3				
0- 5	0- 1	0- 0	AWAY	0- 1	0- 1	0- 2				
0- 0	0- 0	0- 0	NEUTRAL	0- 0	0- 0	0- 0				
0- 0	0- 0	0- 0	CONFERENCE	0- 0	0- 0	0- 0				
0- 0	0- 0	0- 0	HOME	0- 0	0- 0	0- 0				
0- 0	0- 0	0- 0	AWAY	0- 0	0- 0	0- 0				
0- 0	0- 0	0- 0	NEUTRAL	0- 0	0- 0	0- 0				

RPI 1-25				RPI 26-50				RPI 51-100				RPI 101+ Team's RPI: 327			
RPI	S	Opponent	Score	RPI	S	Opponent	Score	RPI	S	Opponent	Score	RPI	S	Opponent	Score
14	A	Maryland	44 100					82	A	Indiana	45 79	133	A	Towson	56 90
												186	A	Columbia	57 76
												217	H	Rhode Island	57 64
												257	H	Fairfield	41 65
												288	H	Longwood	59 72
												325	A	Boston U.	56 66
												334	H	Fairleigh Dickinson	61 55
LAST 12 Division I GAMES:															
288	H	Longwood	59 72	334	H	Fairleigh Dickinson	61 55								
257	H	Fairfield	41 65	186	A	Columbia	57 76								
14	A	Maryland	44 100	217	H	Rhode Island	57 64								
133	A	Towson	56 90	325	A	Boston U.	56 66								
				82	A	Indiana	45 79								

Non-Div I Games:

UMass Lowell

■ Loss,
 ■ Non-Conf, S Site,
 ■ Home
 ■ Away
 N Neutral

UNC Asheville

Through Games Of Dec. 7, 2016

Average RPI Win:	308	WON-LOST	WINNING	LAST 10	STRENGTH OF	OPP. STRENGTH	TEAM	ADJ.	CONF.	ADJ CONF.
Average RPI Loss:	137	RECORD	PCT. RANK	GAMES	SCHEDULE	OF SCHEDULE	RPI	RPI	RPI	RPI
DIV. I ONLY	3- 2	130	3- 2	289	272	190	190	26	26	
DIV. I NON-CONF.	3- 2	131	3- 2	290	272	192	192	26	26	
TOTALS	RPI 1-25	RPI 26-50	W-L RECORDS	RPI 51-100	RPI 101-150	RPI 150+				
3- 2	0- 0	0- 1	OVERALL	0- 0	0- 0	3- 1				
2- 0	0- 0	0- 0	HOME	0- 0	0- 0	2- 0				
1- 2	0- 0	0- 1	AWAY	0- 0	0- 0	1- 0				
0- 0	0- 0	0- 0	NEUTRAL	0- 0	0- 0	0- 0				
3- 2	0- 0	0- 1	NON-CONFERENCE	0- 0	0- 0	3- 1				
2- 0	0- 0	0- 0	HOME	0- 0	0- 0	2- 0				
1- 2	0- 0	0- 1	AWAY	0- 0	0- 0	1- 1				
0- 0	0- 0	0- 0	NEUTRAL	0- 0	0- 0	0- 0				
0- 0	0- 0	0- 0	CONFERENCE	0- 0	0- 0	0- 0				
0- 0	0- 0	0- 0	HOME	0- 0	0- 0	0- 0				
0- 0	0- 0	0- 0	AWAY	0- 0	0- 0	0- 0				
0- 0	0- 0	0- 0	NEUTRAL	0- 0	0- 0	0- 0				

RPI 1-25			RPI 26-50			RPI 51-100			RPI 101+			Team's RPI: 190
RPI	S	Opponent	Score	RPI	S	Opponent	Score	RPI	S	Opponent	Score	
				33	A	Virginia Tech	52 71					
								241	A	Furman	51 63	
								287	H	Western Caro.	62 53	
								309	A	UNCG	77 63	
								328	H	Tennessee Tech	77 65	
LAST 12 Division I GAMES:												
				241	A	Furman	51 63	287	H	Western Caro.	62 53	
				328	H	Tennessee Tech	77 65	309	A	UNCG	77 63	
								33	A	Virginia Tech	52 71	

Non-Div I Games: Warren Wilson 113 51

UNC Asheville

■ Loss,
 ■ Non-Conf,
 ■ S Site,
 ■ H Home
 ■ A Away
 N Neutral

RPI 1-25				RPI 26-50				RPI 51-100				RPI 101+				Team's RPI: 309	
RPI	S	Opponent	Score	RPI	S	Opponent	Score	RPI	S	Opponent	Score	RPI	S	Opponent	Score		
												104	A	UMES	53	60	
												146	H	Radford	54	70	
												190	H	UNC Asheville	63	77	
												328	A	Tennessee Tech	65	59	
												329	A	Murray St.	70	81	

■ Loss, ■ Non-Conf, S Site, H Home A Away N Neutral

Average RPI Win:	226	WON-LOST	WINNING	LAST 10	STRENGTH OF	OPP. STRENGTH	TEAM	ADJ.	CONF.	ADJ CONF.
Average RPI Loss:	111	RECORD	PCT. RANK	GAMES	SCHEDULE	OF SCHEDULE	RPI	RPI	RPI	RPI
DIV. I ONLY	3- 3	155	3- 3	168	216	164	164	8	8	
DIV. I NON-CONF.	3- 3	154	3- 3	169	216	165	165	8	8	
TOTALS	RPI 1-25	RPI 26-50	W-L RECORDS	RPI 51-100	RPI 101-150	RPI 150+				
3- 3	0- 0	0- 0	OVERALL	0- 2	0- 0	3- 1				
1- 2	0- 0	0- 0	HOME	0- 1	0- 0	1- 1				
2- 1	0- 0	0- 0	AWAY	0- 1	0- 0	2- 0				
0- 0	0- 0	0- 0	NEUTRAL	0- 0	0- 0	0- 0				
3- 3	0- 0	0- 0	NON-CONFERENCE	0- 2	0- 0	3- 1				
1- 2	0- 0	0- 0	HOME	0- 1	0- 0	1- 1				
2- 1	0- 0	0- 0	AWAY	0- 1	0- 0	2- 0				
0- 0	0- 0	0- 0	NEUTRAL	0- 0	0- 0	0- 0				
0- 0	0- 0	0- 0	CONFERENCE	0- 0	0- 0	0- 0				
0- 0	0- 0	0- 0	HOME	0- 0	0- 0	0- 0				
0- 0	0- 0	0- 0	AWAY	0- 0	0- 0	0- 0				
0- 0	0- 0	0- 0	NEUTRAL	0- 0	0- 0	0- 0				

RPI 1-25				RPI 26-50				RPI 51-100				RPI 101+				Team's RPI: 164	
RPI	S	Opponent	Score	RPI	S	Opponent	Score	RPI	S	Opponent	Score	RPI	S	Opponent	Score		
								87	H	Providence	49	65	157	H	La Salle	48	64
								90	A	East Carolina	65	75	188	A	Georgia St.	72	66
													197	H	Norfolk St.	64	56
													292	A	Davidson	67	58
LAST 12 Division I GAMES:																	
				292	A	Davidson	67	58	90	A	East Carolina	65	75				
				157	H	La Salle	48	64	197	H	Norfolk St.	64	56				
				87	H	Providence	49	65									
				188	A	Georgia St.	72	66									

Non-Div I Games:

UNCW

Average RPI Win:	187	WON-LOST	WINNING	LAST 10	STRENGTH OF	OPP. STRENGTH	TEAM	ADJ.	CONF.	ADJ CONF.
Average RPI Loss:	63	RECORD	PCT. RANK	GAMES	SCHEDULE	OF SCHEDULE	RPI	RPI	RPI	RPI
DIV. I ONLY	3- 4	195	3- 4	13	204	53	53	15	15	
DIV. I NON-CONF.	3- 4	195	3- 4	14	205	54	54	15	15	
TOTALS	RPI 1-25	RPI 26-50	W-L RECORDS	RPI 51-100	RPI 101-150	RPI 150+				
3- 4	0- 1	0- 0	OVERALL	1- 2	0- 1	2- 0				
0- 1	0- 0	0- 0	HOME	0- 1	0- 0	0- 0				
1- 3	0- 1	0- 0	AWAY	1- 1	0- 1	0- 0				
2- 0	0- 0	0- 0	NEUTRAL	0- 0	0- 0	2- 0				
3- 4	0- 1	0- 0	NON-CONFERENCE	1- 2	0- 1	2- 0				
0- 1	0- 0	0- 0	HOME	0- 1	0- 0	0- 0				
1- 3	0- 1	0- 0	AWAY	1- 1	0- 1	0- 0				
2- 0	0- 0	0- 0	NEUTRAL	0- 0	0- 0	2- 0				
0- 0	0- 0	0- 0	CONFERENCE	0- 0	0- 0	0- 0				
0- 0	0- 0	0- 0	HOME	0- 0	0- 0	0- 0				
0- 0	0- 0	0- 0	AWAY	0- 0	0- 0	0- 0				
0- 0	0- 0	0- 0	NEUTRAL	0- 0	0- 0	0- 0				

RPI 1-25				RPI 26-50				RPI 51-100 Team's RPI: 53				RPI 101+			
RPI	S	Opponent	Score	RPI	S	Opponent	Score	RPI	S	Opponent	Score	RPI	S	Opponent	Score
16	A	Oklahoma St.	57 81					54	A	Iowa	39 88	112	A	Iowa St.	68 76
								69	H	South Dakota St.	50 61	166	N	Idaho	76 74
								83	A	IUPUI	69 62	311	N	Denver	79 68
LAST 12 Division I GAMES:															
16	A	Oklahoma St.	57 81	54	A	Iowa	39 88								
112	A	Iowa St.	68 76	69	H	South Dakota St.	50 61								
83	A	IUPUI	69 62	311	N	Denver	79 68								
				166	N	Idaho	76 74								

Non-Div I Games: Wis.-Parkside 72 57

UNI

■ Loss,
 ■ Non-Conf,
 ■ S Site,
 ■ H Home
 ■ A Away
 N Neutral

Average RPI Win:	152	WON-LOST	WINNING	LAST 10	STRENGTH OF	OPP. STRENGTH	TEAM	ADJ.	CONF.	ADJ CONF.
Average RPI Loss:	63	RECORD	PCT. RANK	GAMES	SCHEDULE	OF SCHEDULE	RPI	RPI	RPI	RPI
DIV. I ONLY	5- 1	43	5- 1	103	128	52	52	9	9	
DIV. I NON-CONF.	5- 1	43	5- 1	103	130	53	53	9	9	
TOTALS	RPI 1-25	RPI 26-50	W-L RECORDS	RPI 51-100	RPI 101-150	RPI 150+				
5- 1	0- 0	1- 0	OVERALL	0- 1	0- 0	4- 0				
4- 0	0- 0	1- 0	HOME	0- 0	0- 0	3- 0				
0- 0	0- 0	0- 0	AWAY	0- 0	0- 0	0- 0				
1- 1	0- 0	0- 0	NEUTRAL	0- 1	0- 0	1- 0				
5- 1	0- 0	1- 0	NON-CONFERENCE	0- 1	0- 0	4- 0				
4- 0	0- 0	1- 0	HOME	0- 0	0- 0	3- 0				
0- 0	0- 0	0- 0	AWAY	0- 0	0- 0	0- 0				
1- 1	0- 0	0- 0	NEUTRAL	0- 1	0- 0	1- 0				
0- 0	0- 0	0- 0	CONFERENCE	0- 0	0- 0	0- 0				
0- 0	0- 0	0- 0	HOME	0- 0	0- 0	0- 0				
0- 0	0- 0	0- 0	AWAY	0- 0	0- 0	0- 0				
0- 0	0- 0	0- 0	NEUTRAL	0- 0	0- 0	0- 0				

RPI 1-25				RPI 26-50				RPI 51-100				Team's RPI: 52	RPI 101+			
RPI	S	Opponent	Score	RPI	S	Opponent	Score	RPI	S	Opponent	Score		RPI	S	Opponent	Score
				44	H	Southern California	77 66	63	N	BYU	54 63		158	H	Ole Miss	64 57
													166	N	Idaho	73 61
													192	H	Tennessee St.	69 48
													198	H	Houston	64 53
LAST 12 Division I GAMES:																
				166	N	Idaho	73 61	192	H	Tennessee St.	69 48					
				63	N	BYU	54 63	44	H	Southern California	77 66					
				158	H	Ole Miss	64 57	198	H	Houston	64 53					

Non-Div I Games: Concordia (CA) 102 46

UNLV

Average RPI Win:	295	WON-LOST	WINNING	LAST 10	STRENGTH OF	OPP. STRENGTH	TEAM	ADJ.	CONF.	ADJ CONF.
Average RPI Loss:	217	RECORD	PCT. RANK	GAMES	SCHEDULE	OF SCHEDULE	RPI	RPI	RPI	RPI
DIV. I ONLY	1- 5	290	1- 5	341	171	339	339	25	25	
DIV. I NON-CONF.	1- 5	289	1- 5	341	172	339	339	25	25	
TOTALS	RPI 1-25	RPI 26-50	W-L RECORDS	RPI 51-100	RPI 101-150	RPI 150+				
1- 5	0- 0	0- 0	OVERALL	0- 0	0- 1	1- 4				
0- 2	0- 0	0- 0	HOME	0- 0	0- 1	0- 1				
1- 3	0- 0	0- 0	AWAY	0- 0	0- 0	1- 3				
0- 0	0- 0	0- 0	NEUTRAL	0- 0	0- 0	0- 0				
1- 5	0- 0	0- 0	NON-CONFERENCE	0- 0	0- 1	1- 4				
0- 2	0- 0	0- 0	HOME	0- 0	0- 1	0- 1				
1- 3	0- 0	0- 0	AWAY	0- 0	0- 0	1- 3				
0- 0	0- 0	0- 0	NEUTRAL	0- 0	0- 0	0- 0				
0- 0	0- 0	0- 0	CONFERENCE	0- 0	0- 0	0- 0				
0- 0	0- 0	0- 0	HOME	0- 0	0- 0	0- 0				
0- 0	0- 0	0- 0	AWAY	0- 0	0- 0	0- 0				
0- 0	0- 0	0- 0	NEUTRAL	0- 0	0- 0	0- 0				

RPI 1-25				RPI 26-50				RPI 51-100				RPI 101+				Team's RPI: 339	
RPI	S	Opponent	Score	RPI	S	Opponent	Score	RPI	S	Opponent	Score	RPI	S	Opponent	Score		
												117	H	William & Mary	46	49	
												175	A	Purdue	41	71	
												238	H	Gardner-Webb	53	57	
												241	A	Furman	37	57	
												295	A	Presbyterian	55	48	
												316	A	Illinois	57	77	
LAST 12 Division I GAMES:																	
				316	A	Illinois	57	77	241	A	Furman	37	57				
				175	A	Purdue	41	71	238	H	Gardner-Webb	53	57				
				295	A	Presbyterian	55	48	117	H	William & Mary	46	49				

Non-Div I Games:	Bob Jones	92	50	Converse	93	35	Warren Wilson	91	53
------------------	-----------	----	----	----------	----	----	---------------	----	----

USC Upstate

■ Loss, ■ Non-Conf, S Site, H Home A Away N Neutral

Average RPI Win:	192	WON-LOST	WINNING	LAST 10	STRENGTH OF	OPP. STRENGTH	TEAM	ADJ.	CONF.	ADJ CONF.
Average RPI Loss:	19	RECORD	PCT. RANK	GAMES	SCHEDULE	OF SCHEDULE	RPI	RPI	RPI	RPI
DIV. I ONLY	5- 2	76	5- 2	68	130	51	51	16	16	
DIV. I NON-CONF.	5- 2	75	5- 2	69	132	52	52	16	16	
TOTALS	RPI 1-25	RPI 26-50	W-L RECORDS	RPI 51-100	RPI 101-150	RPI 150+				
5- 2	0- 1	0- 1	OVERALL	0- 0	1- 0	4- 0				
2- 1	0- 0	0- 1	HOME	0- 0	0- 0	2- 0				
2- 1	0- 1	0- 0	AWAY	0- 0	1- 0	1- 0				
1- 0	0- 0	0- 0	NEUTRAL	0- 0	0- 0	1- 0				
5- 2	0- 1	0- 1	NON-CONFERENCE	0- 0	1- 0	4- 0				
2- 1	0- 0	0- 1	HOME	0- 0	0- 0	2- 0				
2- 1	0- 1	0- 0	AWAY	0- 0	1- 0	1- 0				
1- 0	0- 0	0- 0	NEUTRAL	0- 0	0- 0	1- 0				
0- 0	0- 0	0- 0	CONFERENCE	0- 0	0- 0	0- 0				
0- 0	0- 0	0- 0	HOME	0- 0	0- 0	0- 0				
0- 0	0- 0	0- 0	AWAY	0- 0	0- 0	0- 0				
0- 0	0- 0	0- 0	NEUTRAL	0- 0	0- 0	0- 0				

RPI 1-25				RPI 26-50				RPI 51-100				RPI 101+			
RPI	S	Opponent	Score	RPI	S	Opponent	Score	RPI	S	Opponent	Score	RPI	S	Opponent	Score
9	A	Kansas St.	49 62	28	H	SFA	60 65					110	A	Western Ky.	71 68
												169	A	Seton Hall	86 61
												182	H	UTSA	75 54
												202	H	Wichita St.	74 70
												296	N	San Diego St.	64 58
LAST 12 Division I GAMES:															
9	A	Kansas St.	49 62	296	N	San Diego St.	64 58								
28	H	SFA	60 65	202	H	Wichita St.	74 70								
169	A	Seton Hall	86 61	110	A	Western Ky.	71 68								
				182	H	UTSA	75 54								

Non-Div I Games:

UT Arlington

Average RPI Win:	264	WON-LOST	WINNING	LAST 10	STRENGTH OF	OPP. STRENGTH	TEAM	ADJ.	CONF.	ADJ CONF.
Average RPI Loss:	143	RECORD	PCT. RANK	GAMES	SCHEDULE	OF SCHEDULE	RPI	RPI	RPI	RPI
DIV. I ONLY	2- 6	263	2- 6	160	244	250	250	29	29	
DIV. I NON-CONF.	2- 6	261	2- 6	161	244	250	250	29	29	
TOTALS	RPI 1-25	RPI 26-50	W-L RECORDS	RPI 51-100	RPI 101-150	RPI 150+				
2- 6	0- 0	0- 1	OVERALL	0- 1	0- 2	2- 2				
1- 3	0- 0	0- 1	HOME	0- 1	0- 1	1- 0				
1- 3	0- 0	0- 0	AWAY	0- 0	0- 1	1- 2				
0- 0	0- 0	0- 0	NEUTRAL	0- 0	0- 0	0- 0				
2- 6	0- 0	0- 1	NON-CONFERENCE	0- 1	0- 2	2- 2				
1- 3	0- 0	0- 1	HOME	0- 1	0- 1	1- 0				
1- 3	0- 0	0- 0	AWAY	0- 0	0- 1	1- 2				
0- 0	0- 0	0- 0	NEUTRAL	0- 0	0- 0	0- 0				
0- 0	0- 0	0- 0	CONFERENCE	0- 0	0- 0	0- 0				
0- 0	0- 0	0- 0	HOME	0- 0	0- 0	0- 0				
0- 0	0- 0	0- 0	AWAY	0- 0	0- 0	0- 0				
0- 0	0- 0	0- 0	NEUTRAL	0- 0	0- 0	0- 0				

RPI 1-25			RPI 26-50			RPI 51-100			RPI 101+			Team's RPI: 250
RPI	S	Opponent	Score	RPI	S	Opponent	Score	RPI	S	Opponent	Score	
				39	H	Vanderbilt	77 79	57	H	Louisville	57 100	
								101	A	Ohio	55 72	
								132	H	Chattanooga	60 80	
								220	A	Samford	62 69	
								240	H	Southern Ill.	76 68	
								287	A	Western Caro.	84 72	
								308	A	N.C. A&T	59 74	
LAST 12 Division I GAMES:												
				39	H	Vanderbilt	77 79	132	H	Chattanooga	60 80	
				220	A	Samford	62 69	240	H	Southern Ill.	76 68	
				101	A	Ohio	55 72					
				287	A	Western Caro.	84 72					
				308	A	N.C. A&T	59 74					
				57	H	Louisville	57 100					

Non-Div I Games:

UT Martin

■ Loss,
 ■ Non-Conf, S Site,
 ■ Home
 ■ Away
 N Neutral

Average RPI Win:	330	WON-LOST	WINNING	LAST 10	STRENGTH OF	OPP. STRENGTH	TEAM	ADJ.	CONF.	ADJ CONF.
Average RPI Loss:	130	RECORD	PCT. RANK	GAMES	SCHEDULE	OF SCHEDULE	RPI	RPI	RPI	RPI
DIV. I ONLY	1- 5	290	1- 5	101	238	265	265	10	10	
DIV. I NON-CONF.	1- 5	289	1- 5	101	238	264	264	10	10	
TOTALS	RPI 1-25	RPI 26-50	W-L RECORDS	RPI 51-100	RPI 101-150	RPI 150+				
1- 5	0- 2	0- 1	OVERALL	0- 0	0- 0	1- 2				
1- 2	0- 0	0- 0	HOME	0- 0	0- 0	1- 2				
0- 0	0- 0	0- 0	AWAY	0- 0	0- 0	0- 0				
0- 3	0- 2	0- 1	NEUTRAL	0- 0	0- 0	0- 0				
1- 5	0- 2	0- 1	NON-CONFERENCE	0- 0	0- 0	1- 2				
1- 2	0- 0	0- 0	HOME	0- 0	0- 0	1- 2				
0- 0	0- 0	0- 0	AWAY	0- 0	0- 0	0- 0				
0- 3	0- 2	0- 1	NEUTRAL	0- 0	0- 0	0- 0				
0- 0	0- 0	0- 0	CONFERENCE	0- 0	0- 0	0- 0				
0- 0	0- 0	0- 0	HOME	0- 0	0- 0	0- 0				
0- 0	0- 0	0- 0	AWAY	0- 0	0- 0	0- 0				
0- 0	0- 0	0- 0	NEUTRAL	0- 0	0- 0	0- 0				

RPI 1-25				RPI 26-50				RPI 51-100				RPI 101+Team's RPI: 265			
RPI	S	Opponent	Score	RPI	S	Opponent	Score	RPI	S	Opponent	Score	RPI	S	Opponent	Score
7	N	LSU	45 78	49	N	North Carolina St.	55 71					273	H	Texas Southern	68 89
9	N	Kansas St.	40 61									312	H	Northern Ariz.	51 65
												330	H	Houston Baptist	75 45
LAST 12 Division I GAMES:															
								330	H	Houston Baptist	75 45				
								9	N	Kansas St.	40 61				
								49	N	North Carolina St.	55 71				
								7	N	LSU	45 78				
								273	H	Texas Southern	68 89				
								312	H	Northern Ariz.	51 65				

Non-Div I Games: Western N.M. 93 46

UTEP

■ Loss,
 ■ Non-Conf, S Site,
 ■ Home
 ■ Away
 N Neutral

Average RPI Win:	250	WON-LOST	WINNING	LAST 10	STRENGTH OF	OPP. STRENGTH	TEAM	ADJ.	CONF.	ADJ CONF.
Average RPI Loss:	176	RECORD	PCT. RANK	GAMES	SCHEDULE	OF SCHEDULE	RPI	RPI	RPI	RPI
DIV. I ONLY	5- 3	116	1- 1	345	19	264	264	30	30	
DIV. I NON-CONF.	5- 3	115	1- 1	345	18	263	263	30	30	
TOTALS	RPI 1-25	RPI 26-50	W-L RECORDS	RPI 51-100	RPI 101-150	RPI 150+				
5- 3	0- 0	0- 0	OVERALL	0- 0	0- 1	5- 2				
2- 1	0- 0	0- 0	HOME	0- 0	0- 0	2- 1				
2- 2	0- 0	0- 0	AWAY	0- 0	0- 1	2- 1				
1- 0	0- 0	0- 0	NEUTRAL	0- 0	0- 0	1- 0				
5- 3	0- 0	0- 0	NON-CONFERENCE	0- 0	0- 1	5- 2				
2- 1	0- 0	0- 0	HOME	0- 0	0- 0	2- 1				
2- 2	0- 0	0- 0	AWAY	0- 0	0- 1	2- 1				
1- 0	0- 0	0- 0	NEUTRAL	0- 0	0- 0	1- 0				
0- 0	0- 0	0- 0	CONFERENCE	0- 0	0- 0	0- 0				
0- 0	0- 0	0- 0	HOME	0- 0	0- 0	0- 0				
0- 0	0- 0	0- 0	AWAY	0- 0	0- 0	0- 0				
0- 0	0- 0	0- 0	NEUTRAL	0- 0	0- 0	0- 0				

RPI 1-25				RPI 26-50				RPI 51-100				RPI 101+ Team's RPI: 264			
RPI	S	Opponent	Score	RPI	S	Opponent	Score	RPI	S	Opponent	Score	RPI	S	Opponent	Score
												135	A	Nebraska	53 71
												182	H	Prairie View	82 74
												196	A	Abilene Christian	54 70
												198	H	Houston	52 68
												210	N	North Texas	74 69
												260	A	A&M-Corpus Christi	68 65
												298	A	Sam Houston St.	69 45
												298	H	Sam Houston St.	78 50
LAST 12 Division I GAMES:															
				196	A	Abilene Christian	54 70	298	A	Sam Houston St.	69 45				
				210	N	North Texas	74 69	135	A	Nebraska	53 71				
				260	A	A&M-Corpus Christi	68 65								
				198	H	Houston	52 68								
				298	H	Sam Houston St.	78 50								
				182	H	Prairie View	82 74								

Non-Div I Games:

UTRGV

 Loss,
 Non-Conf,
 S Site,
 H Home
 A Away
N Neutral

Average RPI Win:	211	WON-LOST	WINNING	LAST 10	STRENGTH OF	OPP. STRENGTH	TEAM	ADJ.	CONF.	ADJ CONF.
Average RPI Loss:	79	RECORD	PCT. RANK	GAMES	SCHEDULE	OF SCHEDULE	RPI	RPI	RPI	RPI
DIV. I ONLY	2- 4	229	2- 4	66	118	182	182	10	10	
DIV. I NON-CONF.	2- 4	230	2- 4	67	120	183	183	10	10	
TOTALS	RPI 1-25	RPI 26-50	W-L RECORDS	RPI 51-100	RPI 101-150	RPI 150+				
2- 4	0- 0	0- 1	OVERALL	0- 1	0- 2	2- 0				
2- 2	0- 0	0- 0	HOME	0- 0	0- 2	2- 0				
0- 2	0- 0	0- 1	AWAY	0- 1	0- 0	0- 0				
0- 0	0- 0	0- 0	NEUTRAL	0- 0	0- 0	0- 0				
2- 4	0- 0	0- 1	NON-CONFERENCE	0- 1	0- 2	2- 0				
2- 2	0- 0	0- 0	HOME	0- 0	0- 2	2- 0				
0- 2	0- 0	0- 1	AWAY	0- 1	0- 0	0- 0				
0- 0	0- 0	0- 0	NEUTRAL	0- 0	0- 0	0- 0				
0- 0	0- 0	0- 0	CONFERENCE	0- 0	0- 0	0- 0				
0- 0	0- 0	0- 0	HOME	0- 0	0- 0	0- 0				
0- 0	0- 0	0- 0	AWAY	0- 0	0- 0	0- 0				
0- 0	0- 0	0- 0	NEUTRAL	0- 0	0- 0	0- 0				

RPI 1-25			RPI 26-50			RPI 51-100			RPI 101+			Team's RPI: 182
RPI	S	Opponent	Score	RPI	S	Opponent	Score	RPI	S	Opponent	Score	Score
47	A	Oregon	63 77	51	A	UT Arlington	54 75	103	H	Northern Colo.	66 73	
								113	H	Tulane	66 75	
								196	H	Abilene Christian	71 68	
								225	H	Texas St.	72 47	
LAST 12 Division I GAMES:												
47	A	Oregon	63 77	225	H	Texas St.	72 47					
51	A	UT Arlington	54 75	196	H	Abilene Christian	71 68					
				113	H	Tulane	66 75					
				103	H	Northern Colo.	66 73					

Non-Div I Games: Tex. A&M-Kingsville70 44 Angelo St. 77 85

UTSA

Average RPI Win:	150	WON-LOST	WINNING	LAST 10	STRENGTH OF	OPP. STRENGTH	TEAM	ADJ.	CONF.	ADJ CONF.
Average RPI Loss:	0	RECORD	PCT. RANK	GAMES	SCHEDULE	OF SCHEDULE	RPI	RPI	RPI	RPI
DIV. I ONLY	8- 0	1	8- 0	97	106	15	15	2	2	
DIV. I NON-CONF.	8- 0	1	8- 0	97	108	15	15	2	2	
TOTALS	RPI 1-25	RPI 26-50	W-L RECORDS	RPI 51-100	RPI 101-150	RPI 150+				
8- 0	0- 0	1- 0	OVERALL	2- 0	2- 0	3- 0				
4- 0	0- 0	0- 0	HOME	1- 0	1- 0	2- 0				
3- 0	0- 0	0- 0	AWAY	1- 0	1- 0	1- 0				
1- 0	0- 0	1- 0	NEUTRAL	0- 0	0- 0	0- 0				
8- 0	0- 0	1- 0	NON-CONFERENCE	2- 0	2- 0	3- 0				
4- 0	0- 0	0- 0	HOME	1- 0	1- 0	2- 0				
3- 0	0- 0	0- 0	AWAY	1- 0	1- 0	1- 0				
1- 0	0- 0	1- 0	NEUTRAL	0- 0	0- 0	0- 0				
0- 0	0- 0	0- 0	CONFERENCE	0- 0	0- 0	0- 0				
0- 0	0- 0	0- 0	HOME	0- 0	0- 0	0- 0				
0- 0	0- 0	0- 0	AWAY	0- 0	0- 0	0- 0				
0- 0	0- 0	0- 0	NEUTRAL	0- 0	0- 0	0- 0				

RPI 1-25				Team's RPI: 15				RPI 26-50				RPI 51-100				RPI 101+			
RPI	S	Opponent	Score	RPI	S	Opponent	Score	RPI	S	Opponent	Score	RPI	S	Opponent	Score	RPI	S	Opponent	Score
				36	N	Charlotte	81 68					72	A	St. Mary's (CA)	63 62	109	A	Fresno St.	65 55
												85	H	Montana St.	74 64	144	H	Southern Utah	69 43
																189	H	Utah St.	65 58
																262	A	Nevada	80 50
																304	H	Utah Valley	100 52
LAST 12 Division I GAMES:																			
				262	A	Nevada	80 50					36	N	Charlotte	81 68				
				189	H	Utah St.	65 58					304	H	Utah Valley	100 52				
				144	H	Southern Utah	69 43					109	A	Fresno St.	65 55				
				72	A	St. Mary's (CA)	63 62					85	H	Montana St.	74 64				

Non-Div I Games:

Utah

RPI 1-25				RPI 26-50				RPI 51-100				RPI 101+ Team's RPI: 189			
RPI	S	Opponent	Score	RPI	S	Opponent	Score	RPI	S	Opponent	Score	RPI	S	Opponent	Score
15	A	Utah	58 65					85	H	Montana St.	64 56	144	H	Southern Utah	54 70
												174	H	Idaho St.	69 56
												279	H	UC Irvine	66 52
												342	N	Incarnate Word	79 46
												345	A	Montana	65 47
LAST 12 Division I GAMES:															
				345	A	Montana	65 47	15	A	Utah	58 65				
				342	N	Incarnate Word	79 46	174	H	Idaho St.	69 56				
				144	H	Southern Utah	54 70								
				279	H	UC Irvine	66 52								
				85	H	Montana St.	64 56								

Non-Div I Games: Westminster (UT) 72 49

Utah Valley

Through Games Of Dec. 7, 2016

Average RPI Win:	244	WON-LOST	WINNING	LAST 10	STRENGTH OF	OPP. STRENGTH	TEAM	ADJ.	CONF.	ADJ CONF.
Average RPI Loss:	143	RECORD	PCT. RANK	GAMES	SCHEDULE	OF SCHEDULE	RPI	RPI	RPI	RPI
DIV. I ONLY	2- 8	284	2- 8	252	167	304	304	31	31	
DIV. I NON-CONF.	2- 8	281	2- 8	253	169	302	302	31	31	
TOTALS	RPI 1-25	RPI 26-50	W-L RECORDS	RPI 51-100	RPI 101-150	RPI 150+				
2- 8	0- 1	0- 0	OVERALL	0- 2	1- 0	1- 5				
1- 3	0- 0	0- 0	HOME	0- 2	0- 0	1- 1				
1- 3	0- 0	0- 0	AWAY	0- 0	1- 0	0- 1				
0- 2	0- 0	0- 0	NEUTRAL	0- 0	0- 0	0- 2				
2- 8	0- 1	0- 0	NON-CONFERENCE	0- 2	1- 0	1- 5				
1- 3	0- 0	0- 0	HOME	0- 2	0- 0	1- 1				
1- 3	0- 1	0- 0	AWAY	0- 0	1- 0	0- 2				
0- 2	0- 0	0- 0	NEUTRAL	0- 0	0- 0	0- 2				
0- 0	0- 0	0- 0	CONFERENCE	0- 0	0- 0	0- 0				
0- 0	0- 0	0- 0	HOME	0- 0	0- 0	0- 0				
0- 0	0- 0	0- 0	AWAY	0- 0	0- 0	0- 0				
0- 0	0- 0	0- 0	NEUTRAL	0- 0	0- 0	0- 0				

RPI 1-25				RPI 26-50				RPI 51-100				RPI 101+				Team's RPI: 304	
RPI	S	Opponent	Score	RPI	S	Opponent	Score	RPI	S	Opponent	Score	RPI	S	Opponent	Score		
15	A	Utah	52 100					63	H	BYU	50 68	144	A	Southern Utah	70 64		
								71	H	Eastern Wash.	50 83	155	H	Weber St.	61 64		
												165	N	SIUE	64 71		
												193	N	Central Mich.	62 71		
												213	A	Air Force	53 64		
												267	A	Cal Poly	65 77		
												343	H	Pepperdine	72 65		
LAST 12 Division I GAMES:																	
144	A	Southern Utah	70 64	213	A	Air Force	53 64										
15	A	Utah	52 100	165	N	SIUE	64 71										
155	H	Weber St.	61 64	343	H	Pepperdine	72 65										
63	H	BYU	50 68	267	A	Cal Poly	65 77										
				193	N	Central Mich.	62 71										
				71	H	Eastern Wash.	50 83										

Non-Div I Games:

Utah Valley

■ Loss,
 ■ Non-Conf,
 S Site,
 ■ Home
 ■ Away
 N Neutral

Average RPI Win:	225	WON-LOST	WINNING	LAST 10	STRENGTH OF	OPP. STRENGTH	TEAM	ADJ.	CONF.	ADJ CONF.
Average RPI Loss:	90	RECORD	PCT. RANK	GAMES	SCHEDULE	OF SCHEDULE	RPI	RPI	RPI	RPI
DIV. I ONLY	5- 4	143	5- 4	183	91	148	148	11	11	
DIV. I NON-CONF.	5- 3	115	5- 3	210	81	153	153	11	11	
TOTALS	RPI 1-25	RPI 26-50	W-L RECORDS	RPI 51-100	RPI 101-150	RPI 150+				
5- 4	0- 1	0- 0	OVERALL	1- 2	0- 0	4- 1				
1- 3	0- 1	0- 0	HOME	0- 1	0- 0	1- 1				
2- 1	0- 0	0- 0	AWAY	0- 0	0- 0	2- 0				
2- 0	0- 0	0- 0	NEUTRAL	1- 0	0- 0	1- 0				
5- 3	0- 1	0- 0	NON-CONFERENCE	1- 1	0- 0	4- 1				
1- 3	0- 1	0- 0	HOME	0- 1	0- 0	1- 1				
2- 0	0- 0	0- 0	AWAY	0- 0	0- 0	2- 0				
2- 0	0- 0	0- 0	NEUTRAL	1- 0	0- 0	1- 0				
0- 1	0- 0	0- 0	CONFERENCE	0- 1	0- 0	0- 0				
0- 0	0- 0	0- 0	HOME	0- 0	0- 0	0- 0				
0- 1	0- 0	0- 0	AWAY	0- 1	0- 0	0- 0				
0- 0	0- 0	0- 0	NEUTRAL	0- 0	0- 0	0- 0				

RPI 1-25				RPI 26-50				RPI 51-100				RPI 101+ Team's RPI: 148			
RPI	S	Opponent	Score	RPI	S	Opponent	Score	RPI	S	Opponent	Score	RPI	S	Opponent	Score
23	H	Minnesota	69 79					83	H	IUPUI	62 71	167	H	Iona	57 59
								88	A	George Washington	67 81	226	N	American	68 62
								99	N	Villanova	68 66	241	A	Furman	75 61
												256	H	Coppin St.	73 44
												305	A	Campbell	66 53
LAST 12 Division I GAMES:															
241	A	Furman	75 61	99	N	Villanova	68 66	83	H	IUPUI	62 71				
88	A	George Washington	67 81	226	N	American	68 62	305	A	Campbell	66 53				
167	H	Iona	57 59					23	H	Minnesota	69 79				
								256	H	Coppin St.	73 44				

Non-Div I Games:

VCU

■ Loss,
 ■ Non-Conf, S Site,
 ■ Home
 ■ Away
 N Neutral

Valparaiso

Through Games Of Dec. 7, 2016

Average RPI Win:	309	WON-LOST	WINNING	LAST 10	STRENGTH OF	OPP. STRENGTH	TEAM	ADJ.	CONF.	ADJ CONF.
Average RPI Loss:	166	RECORD	PCT. RANK	GAMES	SCHEDULE	OF SCHEDULE	RPI	RPI	RPI	RPI
DIV. I ONLY	3- 4	195	3- 4	328	105	284	284	18	18	
DIV. I NON-CONF.	3- 4	195	3- 4	327	107	282	282	18	18	
TOTALS	RPI 1-25	RPI 26-50	W-L RECORDS	RPI 51-100	RPI 101-150	RPI 150+				
3- 4	0- 1	0- 0	OVERALL	0- 0	0- 1	3- 2				
2- 1	0- 0	0- 0	HOME	0- 0	0- 0	2- 1				
1- 3	0- 0	0- 0	AWAY	0- 0	0- 0	1- 0				
0- 0	0- 0	0- 0	NEUTRAL	0- 0	0- 0	0- 0				
3- 4	0- 1	0- 0	NON-CONFERENCE	0- 0	0- 1	3- 2				
2- 1	0- 0	0- 0	HOME	0- 0	0- 0	2- 1				
1- 3	0- 1	0- 0	AWAY	0- 0	0- 1	1- 1				
0- 0	0- 0	0- 0	NEUTRAL	0- 0	0- 0	0- 0				
0- 0	0- 0	0- 0	CONFERENCE	0- 0	0- 0	0- 0				
0- 0	0- 0	0- 0	HOME	0- 0	0- 0	0- 0				
0- 0	0- 0	0- 0	AWAY	0- 0	0- 0	0- 0				
0- 0	0- 0	0- 0	NEUTRAL	0- 0	0- 0	0- 0				

RPI 1-25				RPI 26-50			RPI 51-100			RPI 101+			Team's RPI: 284
RPI	S	Opponent	Score	RPI	S	Opponent	Score	RPI	S	Opponent	Score		
2	A	Notre Dame	54 114							139	A	Stetson	75 87
										254	A	Illinois St.	56 77
										270	H	Evansville	65 70
										294	A	Chicago St.	53 51
										315	H	Liberty	70 68
										319	H	Eastern Ill.	73 68
LAST 12 Division I GAMES:													
2	A	Notre Dame	54 114	139	A	Stetson	75 87						
319	H	Eastern Ill.	73 68										
270	H	Evansville	65 70										
315	H	Liberty	70 68										
254	A	Illinois St.	56 77										
294	A	Chicago St.	53 51										

Non-Div I Games: Ind.-Kokomo 102 47

Valparaiso

■ Loss,
 ■ Non-Conf, S Site,
 ■ Home
 ■ Away
 N Neutral

Vanderbilt

Through Games Of Dec. 7, 2016

Average RPI Win:	166	WON-LOST	WINNING	LAST 10	STRENGTH OF	OPP. STRENGTH	TEAM	ADJ.	CONF.	ADJ CONF.
Average RPI Loss:	82	RECORD	PCT. RANK	GAMES	SCHEDULE	OF SCHEDULE	RPI	RPI	RPI	RPI
DIV. I ONLY	8- 1	22	8- 1	162	81	39	39	1	1	
DIV. I NON-CONF.	8- 1	22	8- 1	163	84	40	40	1	1	
TOTALS	RPI 1-25	RPI 26-50	W-L RECORDS	RPI 51-100	RPI 101-150	RPI 150+				
8- 1	1- 0	0- 0	OVERALL	1- 1	1- 0	5- 0				
5- 0	1- 0	0- 0	HOME	1- 0	1- 0	2- 0				
2- 1	0- 0	0- 0	AWAY	0- 1	0- 0	2- 0				
1- 0	0- 0	0- 0	NEUTRAL	0- 0	0- 0	1- 0				
8- 1	1- 0	0- 0	NON-CONFERENCE	1- 1	1- 0	5- 0				
5- 0	1- 0	0- 0	HOME	1- 0	1- 0	2- 0				
2- 1	0- 0	0- 0	AWAY	0- 1	0- 0	2- 0				
1- 0	0- 0	0- 0	NEUTRAL	0- 0	0- 0	1- 0				
0- 0	0- 0	0- 0	CONFERENCE	0- 0	0- 0	0- 0				
0- 0	0- 0	0- 0	HOME	0- 0	0- 0	0- 0				
0- 0	0- 0	0- 0	AWAY	0- 0	0- 0	0- 0				
0- 0	0- 0	0- 0	NEUTRAL	0- 0	0- 0	0- 0				

RPI 1-25				RPI 26-50		Team's RPI: 39		RPI 51-100				RPI 101+			
RPI	S	Opponent	Score	RPI	S	Opponent	Score	RPI	S	Opponent	Score	RPI	S	Opponent	Score
25	H	Drexel	73 63					62	H	Duke	77 73	113	H	Tulane	74 63
								82	A	Indiana	61 94	165	N	SIUE	73 63
												213	A	Air Force	75 49
												243	H	Robert Morris	75 59
												250	A	UT Martin	79 77
												253	H	Kennesaw St.	86 54
LAST 12 Division I GAMES:															
62	H	Duke	77 73	113	H	Tulane	74 63								
25	H	Drexel	73 63	165	N	SIUE	73 63								
82	A	Indiana	61 94	213	A	Air Force	75 49								
253	H	Kennesaw St.	86 54	250	A	UT Martin	79 77								
				243	H	Robert Morris	75 59								

Non-Div I Games:

Vanderbilt

Average RPI Win:	304	WON-LOST	WINNING	LAST 10	STRENGTH OF	OPP. STRENGTH	TEAM	ADJ.	CONF.	ADJ CONF.
Average RPI Loss:	170	RECORD	PCT. RANK	GAMES	SCHEDULE	OF SCHEDULE	RPI	RPI	RPI	RPI
DIV. I ONLY	3- 5	214	3- 5	259	294	303	303	21	21	
DIV. I NON-CONF.	3- 5	217	3- 5	260	294	301	301	21	21	
TOTALS	RPI 1-25	RPI 26-50	W-L RECORDS	RPI 51-100	RPI 101-150	RPI 150+				
3- 5	0- 0	0- 0	OVERALL	0- 1	0- 1	3- 3				
3- 2	0- 0	0- 0	HOME	0- 0	0- 1	3- 1				
0- 3	0- 0	0- 0	AWAY	0- 1	0- 0	0- 2				
0- 0	0- 0	0- 0	NEUTRAL	0- 0	0- 0	0- 0				
3- 5	0- 0	0- 0	NON-CONFERENCE	0- 1	0- 1	3- 3				
3- 2	0- 0	0- 0	HOME	0- 0	0- 1	3- 1				
0- 3	0- 0	0- 0	AWAY	0- 1	0- 0	0- 2				
0- 0	0- 0	0- 0	NEUTRAL	0- 0	0- 0	0- 0				
0- 0	0- 0	0- 0	CONFERENCE	0- 0	0- 0	0- 0				
0- 0	0- 0	0- 0	HOME	0- 0	0- 0	0- 0				
0- 0	0- 0	0- 0	AWAY	0- 0	0- 0	0- 0				
0- 0	0- 0	0- 0	NEUTRAL	0- 0	0- 0	0- 0				

RPI 1-25				RPI 26-50				RPI 51-100				RPI 101+				Team's RPI: 303	
RPI	S	Opponent	Score	RPI	S	Opponent	Score	RPI	S	Opponent	Score	RPI	S	Opponent	Score		
								81	A	Temple	39	53	123	H	Milwaukee	44	68
													153	H	Bryant	57	63
													179	A	Yale	48	77
													261	H	Dartmouth	59	54
													314	A	Central Conn. St.	76	78
													320	H	Holy Cross	63	52
													332	H	NJIT	64	42
LAST 12 Division I GAMES:																	
				81	A	Temple	39	53	123	H	Milwaukee	44	68				
				320	H	Holy Cross	63	52	332	H	NJIT	64	42				
									179	A	Yale	48	77				
									314	A	Central Conn. St.	76	78				
									261	H	Dartmouth	59	54				
									153	H	Bryant	57	63				

Non-Div I Games:

Vermont

Average RPI Win:	212	WON-LOST	WINNING	LAST 10	STRENGTH OF	OPP. STRENGTH	TEAM	ADJ.	CONF.	ADJ CONF.
Average RPI Loss:	83	RECORD	PCT. RANK	GAMES	SCHEDULE	OF SCHEDULE	RPI	RPI	RPI	RPI
DIV. I ONLY	4- 4	155	4- 4	31	278	99	99	5	5	
DIV. I NON-CONF.	4- 4	154	4- 4	31	278	96	96	5	5	
TOTALS	RPI 1-25	RPI 26-50	W-L RECORDS	RPI 51-100	RPI 101-150	RPI 150+				
4- 4	0- 1	0- 0	OVERALL	0- 2	0- 1	4- 0				
2- 1	0- 0	0- 0	HOME	0- 1	0- 0	2- 0				
2- 0	0- 0	0- 0	AWAY	0- 0	0- 0	2- 0				
0- 3	0- 1	0- 0	NEUTRAL	0- 1	0- 1	0- 0				
4- 4	0- 1	0- 0	NON-CONFERENCE	0- 2	0- 1	4- 0				
2- 1	0- 0	0- 0	HOME	0- 1	0- 0	2- 0				
2- 0	0- 0	0- 0	AWAY	0- 0	0- 0	2- 0				
0- 3	0- 1	0- 0	NEUTRAL	0- 1	0- 1	0- 0				
0- 0	0- 0	0- 0	CONFERENCE	0- 0	0- 0	0- 0				
0- 0	0- 0	0- 0	HOME	0- 0	0- 0	0- 0				
0- 0	0- 0	0- 0	AWAY	0- 0	0- 0	0- 0				
0- 0	0- 0	0- 0	NEUTRAL	0- 0	0- 0	0- 0				

RPI 1-25				RPI 26-50				RPI 51-100				Team's RPI: 99		RPI 101+			
RPI	S	Opponent	Score	RPI	S	Opponent	Score	RPI	S	Opponent	Score			RPI	S	Opponent	Score
10	N	Mississippi St.	62 108					84	N	Troy	85 93	148	N	VCU	66 68		
								88	H	George Washington	69 72	157	H	La Salle	52 49		
												175	A	Purdue	58 44		
												209	A	Saint Joseph's	62 54		
												306	H	Lehigh	59 37		
LAST 12 Division I GAMES:																	
306	H	Lehigh	59 37	175	A	Purdue	58 44	10	N	Mississippi St.	62 108						
209	A	Saint Joseph's	62 54														
157	H	La Salle	52 49														
148	N	VCU	66 68														
84	N	Troy	85 93														
88	H	George Washington	69 72														

Non-Div I Games:

Villanova

Average RPI Win:	205	WON-LOST	WINNING	LAST 10	STRENGTH OF	OPP. STRENGTH	TEAM	ADJ.	CONF.	ADJ CONF.
Average RPI Loss:	72	RECORD	PCT. RANK	GAMES	SCHEDULE	OF SCHEDULE	RPI	RPI	RPI	RPI
DIV. I ONLY	6- 2	57	6- 2	254	30	100	100	3	3	
DIV. I NON-CONF.	6- 2	57	6- 2	255	30	97	97	3	3	
TOTALS	RPI 1-25	RPI 26-50	W-L RECORDS	RPI 51-100	RPI 101-150	RPI 150+				
6- 2	0- 0	0- 1	OVERALL	0- 1	2- 0	4- 0				
3- 0	0- 0	0- 0	HOME	0- 0	1- 0	2- 0				
2- 1	0- 0	0- 1	AWAY	0- 0	0- 0	2- 0				
1- 1	0- 0	0- 0	NEUTRAL	0- 1	1- 0	0- 0				
6- 2	0- 0	0- 1	NON-CONFERENCE	0- 1	2- 0	4- 0				
3- 0	0- 0	0- 0	HOME	0- 0	1- 0	2- 0				
2- 1	0- 0	0- 1	AWAY	0- 0	0- 0	2- 0				
1- 1	0- 0	0- 0	NEUTRAL	0- 1	1- 0	0- 0				
0- 0	0- 0	0- 0	CONFERENCE	0- 0	0- 0	0- 0				
0- 0	0- 0	0- 0	HOME	0- 0	0- 0	0- 0				
0- 0	0- 0	0- 0	AWAY	0- 0	0- 0	0- 0				
0- 0	0- 0	0- 0	NEUTRAL	0- 0	0- 0	0- 0				

RPI 1-25			RPI 26-50			RPI 51-100			Team's RPI: 100	RPI 101+		
RPI	S	Opponent	Score	RPI	S	Opponent	Score	RPI	S	Opponent	Score	
				46	A	Northwestern	60 69	97	N	St. John's (NY)	55 66	107 H Middle Tenn.
												135 N Nebraska
												207 H Rutgers
												231 A Richmond
												256 H Coppin St.
												293 A Bowling Green
LAST 12 Division I GAMES:												
207	H	Rutgers	62 54	293	A	Bowling Green	67 47	46	A	Northwestern	60 69	
231	A	Richmond	63 56					135	N	Nebraska	73 51	
256	H	Coppin St.	103 40					97	N	St. John's (NY)	55 66	
107	H	Middle Tenn.	63 51									

Non-Div I Games:

Virginia

Average RPI Win:	166	WON-LOST	WINNING	LAST 10	STRENGTH OF	OPP. STRENGTH	TEAM	ADJ.	CONF.	ADJ CONF.
Average RPI Loss:	0	RECORD	PCT. RANK	GAMES	SCHEDULE	OF SCHEDULE	RPI	RPI	RPI	RPI
DIV. I ONLY	9- 0	1	9- 0	200	32	33	33	3	3	
DIV. I NON-CONF.	9- 0	1	9- 0	200	32	34	34	3	3	
TOTALS	RPI 1-25	RPI 26-50	W-L RECORDS	RPI 51-100	RPI 101-150	RPI 150+				
9- 0	1- 0	1- 0	OVERALL	1- 0	1- 0	5- 0				
7- 0	1- 0	1- 0	HOME	0- 0	1- 0	4- 0				
2- 0	0- 0	0- 0	AWAY	1- 0	0- 0	1- 0				
0- 0	0- 0	0- 0	NEUTRAL	0- 0	0- 0	0- 0				
9- 0	1- 0	1- 0	NON-CONFERENCE	1- 0	1- 0	5- 0				
7- 0	1- 0	1- 0	HOME	0- 0	1- 0	4- 0				
2- 0	0- 0	0- 0	AWAY	1- 0	0- 0	1- 0				
0- 0	0- 0	0- 0	NEUTRAL	0- 0	0- 0	0- 0				
0- 0	0- 0	0- 0	CONFERENCE	0- 0	0- 0	0- 0				
0- 0	0- 0	0- 0	HOME	0- 0	0- 0	0- 0				
0- 0	0- 0	0- 0	AWAY	0- 0	0- 0	0- 0				
0- 0	0- 0	0- 0	NEUTRAL	0- 0	0- 0	0- 0				

RPI 1-25				RPI 26-50				Team's RPI: 33				RPI 51-100				RPI 101+			
RPI	S	Opponent	Score	RPI	S	Opponent	Score	RPI	S	Opponent	Score	RPI	S	Opponent	Score	RPI	S	Opponent	Score
4	H	Georgetown	73 63	34	H	Tennessee	67 63	89	A	UCF	67 64	135	H	Nebraska	76 67	190	H	UNC Asheville	71 52
												194	A	Col. of Charleston	71 61	238	H	Gardner-Webb	76 42
												295	H	Presbyterian	67 36	314	H	Central Conn. St.	81 47
LAST 12 Division I GAMES:																			
314	H	Central Conn. St.	81 47	135	H	Nebraska	76 67												
238	H	Gardner-Webb	76 42	34	H	Tennessee	67 63												
190	H	UNC Asheville	71 52	194	A	Col. of Charleston	71 61												
				89	A	UCF	67 64												
				295	H	Presbyterian	67 36												
				4	H	Georgetown	73 63												

Non-Div I Games:

Virginia Tech

Average RPI Win:	0	WON-LOST	WINNING	LAST 10	STRENGTH OF	OPP. STRENGTH	TEAM	ADJ.	CONF.	ADJ CONF.
Average RPI Loss:	210	RECORD	PCT. RANK	GAMES	SCHEDULE	OF SCHEDULE	RPI	RPI	RPI	RPI
DIV. I ONLY	0- 7	324	0- 7	192	337	336	336	32	32	
DIV. I NON-CONF.	0- 7	323	0- 7	193	337	336	336	32	32	
TOTALS	RPI 1-25	RPI 26-50	W-L RECORDS	RPI 51-100	RPI 101-150	RPI 150+				
0- 7	0- 0	0- 0	OVERALL	0- 0	0- 2	0- 5				
0- 4	0- 0	0- 0	HOME	0- 0	0- 1	0- 3				
0- 3	0- 0	0- 0	AWAY	0- 0	0- 1	0- 2				
0- 0	0- 0	0- 0	NEUTRAL	0- 0	0- 0	0- 0				
0- 7	0- 0	0- 0	NON-CONFERENCE	0- 0	0- 2	0- 5				
0- 4	0- 0	0- 0	HOME	0- 0	0- 1	0- 3				
0- 3	0- 0	0- 0	AWAY	0- 0	0- 1	0- 2				
0- 0	0- 0	0- 0	NEUTRAL	0- 0	0- 0	0- 0				
0- 0	0- 0	0- 0	CONFERENCE	0- 0	0- 0	0- 0				
0- 0	0- 0	0- 0	HOME	0- 0	0- 0	0- 0				
0- 0	0- 0	0- 0	AWAY	0- 0	0- 0	0- 0				
0- 0	0- 0	0- 0	NEUTRAL	0- 0	0- 0	0- 0				

RPI	S	Opponent	Score	RPI	S	Opponent	Score	RPI	S	Opponent	Score	RPI	S	Opponent	Score	Team's RPI: 336
												133	H	Towson	40	69
												141	A	New Hampshire	40	73
												156	A	Army West Point	40	85
												179	H	Yale	52	66
												237	H	Delaware St.	49	61
												289	H	Penn	39	63
												332	A	NJIT	45	68
LAST 12 Division I GAMES:																
156	A	Army West Point	40	85	133	H	Towson	40	69							
289	H	Penn	39	63	332	A	NJIT	45	68							
179	H	Yale	52	66												
141	A	New Hampshire	40	73												
237	H	Delaware St.	49	61												

Non-Div I Games: Staten Island 62 60

Wagner

Wake Forest

Through Games Of Dec. 7, 2016

Average RPI Win:	188	WON-LOST	WINNING	LAST 10	STRENGTH OF	OPP. STRENGTH	TEAM	ADJ.	CONF.	ADJ CONF.
Average RPI Loss:	88	RECORD	PCT. RANK	GAMES	SCHEDULE	OF SCHEDULE	RPI	RPI	RPI	RPI
DIV. I ONLY	6- 2	57	6- 2	172	46	60	60	3	3	
DIV. I NON-CONF.	6- 2	57	6- 2	175	47	62	62	3	3	
TOTALS	RPI 1-25	RPI 26-50	W-L RECORDS	RPI 51-100	RPI 101-150	RPI 150+				
6- 2	0- 1	1- 0	OVERALL	1- 0	0- 0	4- 1				
4- 0	0- 0	0- 0	HOME	1- 0	0- 0	3- 0				
2- 2	0- 1	1- 0	AWAY	0- 0	0- 0	1- 1				
0- 0	0- 0	0- 0	NEUTRAL	0- 0	0- 0	0- 0				
6- 2	0- 1	1- 0	NON-CONFERENCE	1- 0	0- 0	4- 1				
4- 0	0- 0	0- 0	HOME	1- 0	0- 0	3- 0				
2- 2	0- 1	1- 0	AWAY	0- 0	0- 0	1- 1				
0- 0	0- 0	0- 0	NEUTRAL	0- 0	0- 0	0- 0				
0- 0	0- 0	0- 0	CONFERENCE	0- 0	0- 0	0- 0				
0- 0	0- 0	0- 0	HOME	0- 0	0- 0	0- 0				
0- 0	0- 0	0- 0	AWAY	0- 0	0- 0	0- 0				
0- 0	0- 0	0- 0	NEUTRAL	0- 0	0- 0	0- 0				

RPI 1-25				RPI 26-50				RPI 51-100 Team's RPI: 60				RPI 101+			
RPI	S	Opponent	Score	RPI	S	Opponent	Score	RPI	S	Opponent	Score	RPI	S	Opponent	Score
7	A	LSU	57 60	38	A	Elon	78 68	76	H	Navy	75 65	169	A	Seton Hall	63 70
												207	H	Rutgers	55 43
												241	H	Furman	59 52
												248	H	Eastern Mich.	89 61
												316	A	Illinois	79 70
LAST 12 Division I GAMES:															
248	H	Eastern Mich.	89 61	169	A	Seton Hall	63 70								
207	H	Rutgers	55 43	316	A	Illinois	79 70								
7	A	LSU	57 60	38	A	Elon	78 68								
76	H	Navy	75 65	241	H	Furman	59 52								

Non-Div I Games:

Wake Forest

■ Loss,
■ Non-Conf, S Site,
■ Home
■ Away
N Neutral

Average RPI Win:	151	WON-LOST	WINNING	LAST 10	STRENGTH OF	OPP. STRENGTH	TEAM	ADJ.	CONF.	ADJ CONF.
Average RPI Loss:	2	RECORD	PCT. RANK	GAMES	SCHEDULE	OF SCHEDULE	RPI	RPI	RPI	RPI
DIV. I ONLY	9- 1	20	0- 1	132	21	26	26	2	2	
DIV. I NON-CONF.	9- 1	20	0- 1	131	20	26	26	2	2	
TOTALS	RPI 1-25	RPI 26-50	W-L RECORDS	RPI 51-100	RPI 101-150	RPI 150+				
9- 1	0- 1	1- 0	OVERALL	1- 0	3- 0	4- 0				
6- 0	0- 0	1- 0	HOME	1- 0	3- 0	1- 0				
3- 1	0- 1	0- 0	AWAY	0- 0	0- 0	3- 0				
0- 0	0- 0	0- 0	NEUTRAL	0- 0	0- 0	0- 0				
9- 1	0- 1	1- 0	NON-CONFERENCE	1- 0	3- 0	4- 0				
6- 0	0- 0	1- 0	HOME	1- 0	3- 0	1- 0				
3- 1	0- 1	0- 0	AWAY	0- 0	0- 0	3- 0				
0- 0	0- 0	0- 0	NEUTRAL	0- 0	0- 0	0- 0				
0- 0	0- 0	0- 0	CONFERENCE	0- 0	0- 0	0- 0				
0- 0	0- 0	0- 0	HOME	0- 0	0- 0	0- 0				
0- 0	0- 0	0- 0	AWAY	0- 0	0- 0	0- 0				
0- 0	0- 0	0- 0	NEUTRAL	0- 0	0- 0	0- 0				

RPI 1-25				RPI 26-50				Team's RPI: 26				RPI 51-100				RPI 101+			
RPI	S	Opponent	Score	RPI	S	Opponent	Score	RPI	S	Opponent	Score	RPI	S	Opponent	Score	RPI	S	Opponent	Score
2	A	Notre Dame	60 71	50	H	Missouri	79 66	71	H	Eastern Wash.	100 52	109	H	Fresno St.	85 54	116	H	Colorado St.	101 68
												121	H	CSUN	101 44	166	H	Idaho	105 53
												203	A	Portland	83 53	208	A	Grand Canyon	101 66
												313	A	Seattle U	94 64				
LAST 12 Division I GAMES:																			
2	A	Notre Dame	60 71	109	H	Fresno St.	85 54												
121	H	CSUN	101 44	208	A	Grand Canyon	101 66												
116	H	Colorado St.	101 68	203	A	Portland	83 53												
71	H	Eastern Wash.	100 52	313	A	Seattle U	94 64												
				166	H	Idaho	105 53												
				50	H	Missouri	79 66												

Non-Div I Games:

Washington

■ Loss,
 ■ Non-Conf, S Site,
 ■ Home
 ■ Away
 N Neutral

Average RPI Win:	142	WON-LOST	WINNING	LAST 10	STRENGTH OF	OPP. STRENGTH	TEAM	ADJ.	CONF.	ADJ CONF.
Average RPI Loss:	14	RECORD	PCT. RANK	GAMES	SCHEDULE	OF SCHEDULE	RPI	RPI	RPI	RPI
DIV. I ONLY	5- 3	116	5- 3	8	83	37	37	2	2	
DIV. I NON-CONF.	5- 3	115	5- 3	9	86	38	38	2	2	
TOTALS	RPI 1-25	RPI 26-50	W-L RECORDS	RPI 51-100	RPI 101-150	RPI 150+				
5- 3	0- 3	0- 0	OVERALL	1- 0	2- 0	2- 0				
4- 2	0- 2	0- 0	HOME	1- 0	1- 0	2- 0				
0- 0	0- 0	0- 0	AWAY	0- 0	0- 0	0- 0				
1- 1	0- 1	0- 0	NEUTRAL	0- 0	1- 0	0- 0				
5- 3	0- 3	0- 0	NON-CONFERENCE	1- 0	2- 0	2- 0				
4- 2	0- 2	0- 0	HOME	1- 0	1- 0	2- 0				
0- 0	0- 0	0- 0	AWAY	0- 0	0- 0	0- 0				
1- 1	0- 1	0- 0	NEUTRAL	0- 0	1- 0	0- 0				
0- 0	0- 0	0- 0	CONFERENCE	0- 0	0- 0	0- 0				
0- 0	0- 0	0- 0	HOME	0- 0	0- 0	0- 0				
0- 0	0- 0	0- 0	AWAY	0- 0	0- 0	0- 0				
0- 0	0- 0	0- 0	NEUTRAL	0- 0	0- 0	0- 0				

RPI 1-25				RPI 26-50		Team's RPI: 37		RPI 51-100				RPI 101+			
RPI	S	Opponent	Score	RPI	S	Opponent	Score	RPI	S	Opponent	Score	RPI	S	Opponent	Score
11	H	Boise St.	73 77					72	H	St. Mary's (CA)	85 69	135	N	Nebraska	79 65
14	N	Maryland	69 79									142	H	San Diego	83 73
16	H	Oklahoma St.	72 79									178	H	San Francisco	73 35
												184	H	Loyola Marymount	92 45
LAST 12 Division I GAMES:															
11	H	Boise St.	73 77	16	H	Oklahoma St.	72 79								
142	H	San Diego	83 73	178	H	San Francisco	73 35								
14	N	Maryland	69 79	72	H	St. Mary's (CA)	85 69								
135	N	Nebraska	79 65	184	H	Loyola Marymount	92 45								

Non-Div I Games:

Washington St.

Average RPI Win:	235	WON-LOST	WINNING	LAST 10	STRENGTH OF	OPP. STRENGTH	TEAM	ADJ.	CONF.	ADJ CONF.
Average RPI Loss:	101	RECORD	PCT. RANK	GAMES	SCHEDULE	OF SCHEDULE	RPI	RPI	RPI	RPI
DIV. I ONLY	4- 2	97	4- 2	312	57	155	155	19	19	
DIV. I NON-CONF.	4- 2	94	4- 2	311	58	156	156	19	19	
TOTALS	RPI 1-25	RPI 26-50	W-L RECORDS	RPI 51-100	RPI 101-150	RPI 150+				
4- 2	0- 0	0- 0	OVERALL	0- 1	0- 1	4- 0				
1- 0	0- 0	0- 0	HOME	0- 0	0- 0	1- 0				
3- 1	0- 0	0- 0	AWAY	0- 1	0- 0	3- 0				
0- 1	0- 0	0- 0	NEUTRAL	0- 0	0- 1	0- 0				
4- 2	0- 0	0- 0	NON-CONFERENCE	0- 1	0- 1	4- 0				
1- 0	0- 0	0- 0	HOME	0- 0	0- 0	1- 0				
3- 1	0- 0	0- 0	AWAY	0- 1	0- 0	3- 0				
0- 1	0- 0	0- 0	NEUTRAL	0- 0	0- 1	0- 0				
0- 0	0- 0	0- 0	CONFERENCE	0- 0	0- 0	0- 0				
0- 0	0- 0	0- 0	HOME	0- 0	0- 0	0- 0				
0- 0	0- 0	0- 0	AWAY	0- 0	0- 0	0- 0				
0- 0	0- 0	0- 0	NEUTRAL	0- 0	0- 0	0- 0				

RPI 1-25			RPI 26-50			RPI 51-100			RPI 101+			Team's RPI: 155
RPI S	Opponent	Score	RPI S	Opponent	Score	RPI S	Opponent	Score	RPI S	Opponent	Score	
						63 A	BYU	64 73	139 N	Stetson	68 70	
									203 H	Portland	76 37	
									213 A	Air Force	76 61	
									221 A	FIU	64 61	
									304 A	Utah Valley	64 61	
LAST 12 Division I GAMES:												
			139 N	Stetson	68 70	63 A	BYU	64 73				
			221 A	FIU	64 61	203 H	Portland	76 37				
			213 A	Air Force	76 61							
			304 A	Utah Valley	64 61							

Non-Div I Games: Cal St. San B'dino 75 69 Westminster (UT) 81 68

Weber St.

Average RPI Win:	182	WON-LOST	WINNING	LAST 10	STRENGTH OF	OPP. STRENGTH	TEAM	ADJ.	CONF.	ADJ CONF.
Average RPI Loss:	0	RECORD	PCT. RANK	GAMES	SCHEDULE	OF SCHEDULE	RPI	RPI	RPI	RPI
DIV. I ONLY	9- 0	1	9- 0	223	74	40	40	4	4	
DIV. I NON-CONF.	9- 0	1	9- 0	224	75	41	41	4	4	
TOTALS	RPI 1-25	RPI 26-50	W-L RECORDS	RPI 51-100	RPI 101-150	RPI 150+				
9- 0	1- 0	0- 0	OVERALL	1- 0	1- 0	6- 0				
6- 0	0- 0	0- 0	HOME	0- 0	1- 0	5- 0				
0- 0	0- 0	0- 0	AWAY	0- 0	0- 0	0- 0				
3- 0	1- 0	0- 0	NEUTRAL	1- 0	0- 0	1- 0				
9- 0	1- 0	0- 0	NON-CONFERENCE	1- 0	1- 0	6- 0				
6- 0	0- 0	0- 0	HOME	0- 0	1- 0	5- 0				
0- 0	0- 0	0- 0	AWAY	0- 0	0- 0	0- 0				
3- 0	1- 0	0- 0	NEUTRAL	1- 0	0- 0	1- 0				
0- 0	0- 0	0- 0	CONFERENCE	0- 0	0- 0	0- 0				
0- 0	0- 0	0- 0	HOME	0- 0	0- 0	0- 0				
0- 0	0- 0	0- 0	AWAY	0- 0	0- 0	0- 0				
0- 0	0- 0	0- 0	NEUTRAL	0- 0	0- 0	0- 0				

RPI 1-25			RPI 26-50		Team's RPI: 40	RPI 51-100			RPI 101+		
RPI	S	Opponent	Score	RPI	S	Opponent	Score	RPI	S	Opponent	Score
13	N	Auburn	56 52					90	N	East Carolina	79 47
								106	H	Charleston So.	88 38
								158	H	Ole Miss	66 61
								195	H	Howard	95 49
								236	H	Morehead St.	94 53
								256	H	Coppin St.	69 39
								280	H	High Point	82 59
								308	N	N.C. A&T	80 64
LAST 12 Division I GAMES:											
158	H	Ole Miss	66 61	280	H	High Point	82 59				
236	H	Morehead St.	94 53	13	N	Auburn	56 52				
106	H	Charleston So.	88 38	90	N	East Carolina	79 47				
				308	N	N.C. A&T	80 64				
				256	H	Coppin St.	69 39				
				195	H	Howard	95 49				

Non-Div I Games:

West Virginia

Average RPI Win:	327	WON-LOST	WINNING	LAST 10	STRENGTH OF	OPP. STRENGTH	TEAM	ADJ.	CONF.	ADJ CONF.
Average RPI Loss:	155	RECORD	PCT. RANK	GAMES	SCHEDULE	OF SCHEDULE	RPI	RPI	RPI	RPI
DIV. I ONLY	2- 7	278	2- 7	245	241	287	287	22	22	
DIV. I NON-CONF.	2- 7	276	2- 7	246	241	285	285	22	22	
TOTALS	RPI 1-25	RPI 26-50	W-L RECORDS	RPI 51-100	RPI 101-150	RPI 150+				
2- 7	0- 1	0- 0	OVERALL	0- 2	0- 0	2- 4				
0- 2	0- 0	0- 0	HOME	0- 0	0- 0	0- 2				
2- 3	0- 1	0- 0	AWAY	0- 1	0- 0	2- 1				
0- 2	0- 0	0- 0	NEUTRAL	0- 1	0- 0	0- 1				
2- 7	0- 1	0- 0	NON-CONFERENCE	0- 2	0- 0	2- 4				
0- 2	0- 0	0- 0	HOME	0- 0	0- 0	0- 2				
2- 3	0- 1	0- 0	AWAY	0- 1	0- 0	2- 1				
0- 2	0- 0	0- 0	NEUTRAL	0- 1	0- 0	0- 1				
0- 0	0- 0	0- 0	CONFERENCE	0- 0	0- 0	0- 0				
0- 0	0- 0	0- 0	HOME	0- 0	0- 0	0- 0				
0- 0	0- 0	0- 0	AWAY	0- 0	0- 0	0- 0				
0- 0	0- 0	0- 0	NEUTRAL	0- 0	0- 0	0- 0				

RPI 1-25			RPI 26-50			RPI 51-100			RPI 101+			Team's RPI: 287
RPI	S	Opponent	Score	RPI	S	Opponent	Score	RPI	S	Opponent	Score	
19	A	Florida St.	41 90					65	N	Duquesne	50 65	
								77	A	Clemson	63 78	
								178	N	San Francisco	52 73	
								190	A	UNC Asheville	53 62	
								250	H	UT Martin	72 84	
								305	H	Campbell	48 50	
								307	A	Eastern Ky.	72 61	
								347	A	Florida A&M	62 61	
LAST 12 Division I GAMES:												
19	A	Florida St.	41 90	307	A	Eastern Ky.	72 61					
347	A	Florida A&M	62 61	190	A	UNC Asheville	53 62					
305	H	Campbell	48 50	250	H	UT Martin	72 84					
178	N	San Francisco	52 73	77	A	Clemson	63 78					
65	N	Duquesne	50 65									

Non-Div I Games: North Greenville 95 48

Western Caro.

Average RPI Win:	211	WON-LOST	WINNING	LAST 10	STRENGTH OF	OPP. STRENGTH	TEAM	ADJ.	CONF.	ADJ CONF.
Average RPI Loss:	76	RECORD	PCT. RANK	GAMES	SCHEDULE	OF SCHEDULE	RPI	RPI	RPI	RPI
DIV. I ONLY	5- 3	116	5- 3	95	181	59	59	14	14	
DIV. I NON-CONF.	5- 3	115	5- 3	95	182	61	61	14	14	
TOTALS	RPI 1-25	RPI 26-50	W-L RECORDS	RPI 51-100	RPI 101-150	RPI 150+				
5- 3	0- 0	0- 1	OVERALL	0- 1	1- 1	4- 0				
2- 0	0- 0	0- 0	HOME	0- 0	1- 0	1- 0				
3- 3	0- 0	0- 0	AWAY	0- 0	0- 0	3- 0				
0- 0	0- 0	0- 0	NEUTRAL	0- 0	0- 0	0- 0				
5- 3	0- 0	0- 1	NON-CONFERENCE	0- 1	1- 1	4- 0				
2- 0	0- 0	0- 0	HOME	0- 0	1- 0	1- 0				
3- 3	0- 0	0- 1	AWAY	0- 1	0- 1	3- 0				
0- 0	0- 0	0- 0	NEUTRAL	0- 0	0- 0	0- 0				
0- 0	0- 0	0- 0	CONFERENCE	0- 0	0- 0	0- 0				
0- 0	0- 0	0- 0	HOME	0- 0	0- 0	0- 0				
0- 0	0- 0	0- 0	AWAY	0- 0	0- 0	0- 0				
0- 0	0- 0	0- 0	NEUTRAL	0- 0	0- 0	0- 0				

RPI 1-25			RPI 26-50			RPI 51-100			Team's RPI: 59	RPI 101+		
RPI	S	Opponent	Score	RPI	S	Opponent	Score	RPI	S	Opponent	Score	RPI
				50	A	Missouri	68 71	55	A	Marquette	61 77	123
												A Milwaukee
												129 H Northern Ill.
												165 A SIUE
												242 A UMKC
												258 A Southeast Mo. St.
												263 H Bradley
LAST 12 Division I GAMES:												
				50	A	Missouri	68 71	263	H	Bradley	91 77	
				165	A	SIUE	76 74	55	A	Marquette	61 77	
				242	A	UMKC	78 65					
				129	H	Northern Ill.	83 79					
				258	A	Southeast Mo. St.	100 87					
				123	A	Milwaukee	68 76					

Non-Div I Games: Graceland (IA) 118 40 Monmouth (IL) 113 29

Western Ill.

Loss, Non-Conf, S Site, H Home A Away N Neutral

Average RPI Win:	238	WON-LOST	WINNING	LAST 10	STRENGTH OF	OPP. STRENGTH	TEAM	ADJ.	CONF.	ADJ CONF.
Average RPI Loss:	47	RECORD	PCT. RANK	GAMES	SCHEDULE	OF SCHEDULE	RPI	RPI	RPI	RPI
DIV. I ONLY	5- 3	116	1- 0	137	98	110	110	10	10	
DIV. I NON-CONF.	5- 3	115	1- 0	137	100	108	108	10	10	
TOTALS	RPI 1-25	RPI 26-50	W-L RECORDS	RPI 51-100	RPI 101-150	RPI 150+				
5- 3	0- 1	0- 0	OVERALL	1- 2	0- 0	4- 0				
2- 1	0- 0	0- 0	HOME	1- 1	0- 0	1- 0				
2- 0	0- 0	0- 0	AWAY	0- 0	0- 0	2- 0				
1- 2	0- 1	0- 0	NEUTRAL	0- 1	0- 0	1- 0				
5- 3	0- 1	0- 0	NON-CONFERENCE	1- 2	0- 0	4- 0				
2- 1	0- 0	0- 0	HOME	1- 1	0- 0	1- 0				
2- 0	0- 0	0- 0	AWAY	0- 0	0- 0	2- 0				
1- 2	0- 1	0- 0	NEUTRAL	0- 1	0- 0	1- 0				
0- 0	0- 0	0- 0	CONFERENCE	0- 0	0- 0	0- 0				
0- 0	0- 0	0- 0	HOME	0- 0	0- 0	0- 0				
0- 0	0- 0	0- 0	AWAY	0- 0	0- 0	0- 0				
0- 0	0- 0	0- 0	NEUTRAL	0- 0	0- 0	0- 0				

RPI 1-25			RPI 26-50			RPI 51-100			RPI 101+			Team's RPI: 110
RPI	S	Opponent	Score	RPI	S	Opponent	Score	RPI	S	Opponent	Score	
3	N	DePaul	69 77					51	H	UT Arlington	68 71	233 N Kent St. 79 73
								82	H	Indiana	85 74	278 H Alabama A&M 96 32
								88	N	George Washington	49 68	291 A Austin Peay 85 65
												307 A Eastern Ky. 90 63
LAST 12 Division I GAMES:												
51	H	UT Arlington	68 71	233	N	Kent St.	79 73	291	A	Austin Peay	85 65	
278	H	Alabama A&M	96 32	307	A	Eastern Ky.	90 63	88	N	George Washington	49 68	
				3	N	DePaul	69 77	82	H	Indiana	85 74	

Non-Div I Games:

Western Ky.

Average RPI Win:	275	WON-LOST	WINNING	LAST 10	STRENGTH OF	OPP. STRENGTH	TEAM	ADJ.	CONF.	ADJ CONF.
Average RPI Loss:	23	RECORD	PCT. RANK	GAMES	SCHEDULE	OF SCHEDULE	RPI	RPI	RPI	RPI
DIV. I ONLY	6- 2	57	6- 2	332	35	176	176	12	12	
DIV. I NON-CONF.	6- 2	57	6- 2	332	35	176	176	12	12	
TOTALS	RPI 1-25	RPI 26-50	W-L RECORDS	RPI 51-100	RPI 101-150	RPI 150+				
6- 2	0- 2	0- 0	OVERALL	0- 0	0- 0	6- 0				
3- 1	0- 1	0- 0	HOME	0- 0	0- 0	3- 0				
2- 1	0- 0	0- 0	AWAY	0- 0	0- 0	2- 0				
1- 0	0- 0	0- 0	NEUTRAL	0- 0	0- 0	1- 0				
6- 2	0- 2	0- 0	NON-CONFERENCE	0- 0	0- 0	6- 0				
3- 1	0- 1	0- 0	HOME	0- 0	0- 0	3- 0				
2- 1	0- 1	0- 0	AWAY	0- 0	0- 0	2- 0				
1- 0	0- 0	0- 0	NEUTRAL	0- 0	0- 0	1- 0				
0- 0	0- 0	0- 0	CONFERENCE	0- 0	0- 0	0- 0				
0- 0	0- 0	0- 0	HOME	0- 0	0- 0	0- 0				
0- 0	0- 0	0- 0	AWAY	0- 0	0- 0	0- 0				
0- 0	0- 0	0- 0	NEUTRAL	0- 0	0- 0	0- 0				

RPI	S	Opponent	Score
21	H	Michigan St.	64 68
24	A	Michigan	40 66

RPI	S	Opponent	Score
-----	---	----------	-------

RPI	S	Opponent	Score
-----	---	----------	-------

RPI	S	Opponent	Score
181	H	Loyola Chicago	65 53
242	A	UMKC	66 54
281	A	North Dakota St.	68 63
292	H	Davidson	76 63
307	N	Eastern Ky.	74 59
344	H	Fort Wayne	61 35

LAST 12 Division I GAMES:

344	H	Fort Wayne	61	35	242	A	UMKC	66	54
181	H	Loyola Chicago	65	53	24	A	Michigan	40	66
281	A	North Dakota St.	68	63	21	H	Michigan St.	64	68
307	N	Eastern Ky.	74	59	292	H	Davidson	76	63

Non-Div I Games:

Western Mich.

Average RPI Win:	223	WON-LOST	WINNING	LAST 10	STRENGTH OF	OPP. STRENGTH	TEAM	ADJ.	CONF.	ADJ CONF.
Average RPI Loss:	134	RECORD	PCT. RANK	GAMES	SCHEDULE	OF SCHEDULE	RPI	RPI	RPI	RPI
DIV. I ONLY	3- 4	195	3- 4	155	172	202	202	15	15	
DIV. I NON-CONF.	3- 4	195	3- 4	155	173	205	205	15	15	
TOTALS	RPI 1-25	RPI 26-50	W-L RECORDS	RPI 51-100	RPI 101-150	RPI 150+				
3- 4	0- 0	0- 0	OVERALL	0- 2	1- 0	2- 2				
2- 1	0- 0	0- 0	HOME	0- 0	1- 0	1- 1				
0- 1	0- 0	0- 0	AWAY	0- 1	0- 0	0- 0				
1- 2	0- 0	0- 0	NEUTRAL	0- 1	0- 0	1- 1				
3- 4	0- 0	0- 0	NON-CONFERENCE	0- 2	1- 0	2- 2				
2- 1	0- 0	0- 0	HOME	0- 0	1- 0	1- 1				
0- 1	0- 0	0- 0	AWAY	0- 1	0- 0	0- 0				
1- 2	0- 0	0- 0	NEUTRAL	0- 1	0- 0	1- 1				
0- 0	0- 0	0- 0	CONFERENCE	0- 0	0- 0	0- 0				
0- 0	0- 0	0- 0	HOME	0- 0	0- 0	0- 0				
0- 0	0- 0	0- 0	AWAY	0- 0	0- 0	0- 0				
0- 0	0- 0	0- 0	NEUTRAL	0- 0	0- 0	0- 0				

RPI 1-25			RPI 26-50			RPI 51-100			RPI 101+			Team's RPI: 202
RPI	S	Opponent	Score	RPI	S	Opponent	Score	RPI	S	Opponent	Score	
						51 A UT Arlington	70 74	108 H Creighton		62 54		
						67 N Stanford	39 87	175 N Purdue		49 86		
								242 H UMKC		54 56		
								272 N Northeastern		87 73		
								290 H Arkansas St.		69 51		
LAST 12 Division I GAMES:												
				67 N Stanford	39 87	290 H Arkansas St.	69 51					
				175 N Purdue	49 86	272 N Northeastern	87 73					
				51 A UT Arlington	70 74							
				242 H UMKC	54 56							
				108 H Creighton	62 54							

Non-Div I Games:

Wichita St.

Average RPI Win:	241	WON-LOST	WINNING	LAST 10	STRENGTH OF	OPP. STRENGTH	TEAM	ADJ.	CONF.	ADJ CONF.
Average RPI Loss:	97	RECORD	PCT. RANK	GAMES	SCHEDULE	OF SCHEDULE	RPI	RPI	RPI	RPI
DIV. I ONLY	6- 1	36	6- 1	249	224	117	117	8	8	
DIV. I NON-CONF.	6- 1	36	6- 1	250	225	116	116	8	8	
TOTALS	RPI 1-25	RPI 26-50	W-L RECORDS	RPI 51-100	RPI 101-150	RPI 150+				
6- 1	0- 0	0- 0	OVERALL	0- 1	1- 0	5- 0				
3- 1	0- 0	0- 0	HOME	0- 1	0- 0	3- 0				
3- 0	0- 0	0- 0	AWAY	0- 0	1- 0	2- 0				
0- 0	0- 0	0- 0	NEUTRAL	0- 0	0- 0	0- 0				
6- 1	0- 0	0- 0	NON-CONFERENCE	0- 1	1- 0	5- 0				
3- 1	0- 0	0- 0	HOME	0- 1	0- 0	3- 0				
3- 0	0- 0	0- 0	AWAY	0- 0	1- 0	2- 0				
0- 0	0- 0	0- 0	NEUTRAL	0- 0	0- 0	0- 0				
0- 0	0- 0	0- 0	CONFERENCE	0- 0	0- 0	0- 0				
0- 0	0- 0	0- 0	HOME	0- 0	0- 0	0- 0				
0- 0	0- 0	0- 0	AWAY	0- 0	0- 0	0- 0				
0- 0	0- 0	0- 0	NEUTRAL	0- 0	0- 0	0- 0				

RPI 1-25			RPI 26-50			RPI 51-100			RPI 101+			Team's RPI: 117
RPI	S	Opponent	Score	RPI	S	Opponent	Score	RPI	S	Opponent	Score	
						97	H St. John's (NY)	57	73	150	A Old Dominion	69 58
										226	A American	48 34
										231	H Richmond	67 39
										237	H Delaware St.	82 48
										261	H Dartmouth	63 50
										339	A USC Upstate	49 46
LAST 12 Division I GAMES:												
						226	A American	48	34	261	H Dartmouth	63 50
										237	H Delaware St.	82 48
										339	A USC Upstate	49 46
										150	A Old Dominion	69 58
										231	H Richmond	67 39
						97	H St. John's (NY)	57	73			

Non-Div I Games:

William & Mary

Average RPI Win:	0	WON-LOST	WINNING	LAST 10	STRENGTH OF	OPP. STRENGTH	TEAM	ADJ.	CONF.	ADJ CONF.
Average RPI Loss:	179	RECORD	PCT. RANK	GAMES	SCHEDULE	OF SCHEDULE	RPI	RPI	RPI	RPI
DIV. I ONLY	0- 8	324	0- 8	234	254	333	333	26	26	
DIV. I NON-CONF.	0- 8	323	0- 8	234	254	333	333	26	26	
TOTALS	RPI 1-25	RPI 26-50	W-L RECORDS	RPI 51-100	RPI 101-150	RPI 150+				
0- 8	0- 2	0- 0	OVERALL	0- 0	0- 1	0- 5				
0- 4	0- 0	0- 0	HOME	0- 0	0- 0	0- 4				
0- 1	0- 0	0- 0	AWAY	0- 0	0- 0	0- 1				
0- 3	0- 2	0- 0	NEUTRAL	0- 0	0- 1	0- 0				
0- 8	0- 2	0- 0	NON-CONFERENCE	0- 0	0- 1	0- 5				
0- 4	0- 0	0- 0	HOME	0- 0	0- 0	0- 4				
0- 1	0- 0	0- 0	AWAY	0- 0	0- 0	0- 1				
0- 3	0- 2	0- 0	NEUTRAL	0- 0	0- 1	0- 0				
0- 0	0- 0	0- 0	CONFERENCE	0- 0	0- 0	0- 0				
0- 0	0- 0	0- 0	HOME	0- 0	0- 0	0- 0				
0- 0	0- 0	0- 0	AWAY	0- 0	0- 0	0- 0				
0- 0	0- 0	0- 0	NEUTRAL	0- 0	0- 0	0- 0				

RPI 1-25				RPI 26-50				RPI 51-100				RPI 101+ Team's RPI: 333			
RPI	S	Opponent	Score	RPI	S	Opponent	Score	RPI	S	Opponent	Score	RPI	S	Opponent	Score
19	N	Florida St.	35 98									118	N	Gonzaga	41 71
24	N	Michigan	39 76									180	H	Akron	59 80
												194	H	Col. of Charleston	64 95
												268	H	South Carolina St.	55 63
												297	A	ETSU	45 62
												328	H	Tennessee Tech	50 73
LAST 12 Division I GAMES:															
				180	H	Akron	59 80					194	H	Col. of Charleston	64 95
				328	H	Tennessee Tech	50 73					268	H	South Carolina St.	55 63
				118	N	Gonzaga	41 71								
				24	N	Michigan	39 76								
				19	N	Florida St.	35 98								
				297	A	ETSU	45 62								

Non-Div I Games: N.C. Wesleyan 89 40

Winthrop

■ Loss,
 ■ Non-Conf, S Site,
 ■ Home
 ■ Away
 N Neutral

Average RPI Win:	238	WON-LOST	WINNING	LAST 10	STRENGTH OF	OPP. STRENGTH	TEAM	ADJ.	CONF.	ADJ CONF.
Average RPI Loss:	133	RECORD	PCT. RANK	GAMES	SCHEDULE	OF SCHEDULE	RPI	RPI	RPI	RPI
DIV. I ONLY	3- 7	241	3- 7	203	154	251	251	6	6	
DIV. I NON-CONF.	3- 7	242	3- 7	203	155	251	251	6	6	
TOTALS	RPI 1-25	RPI 26-50	W-L RECORDS	RPI 51-100	RPI 101-150	RPI 150+				
3- 7	0- 0	0- 2	OVERALL	0- 0	0- 1	3- 4				
1- 4	0- 0	0- 1	HOME	0- 0	0- 0	1- 3				
1- 2	0- 0	0- 1	AWAY	0- 0	0- 1	1- 0				
1- 1	0- 0	0- 0	NEUTRAL	0- 0	0- 0	1- 1				
3- 7	0- 0	0- 2	NON-CONFERENCE	0- 0	0- 1	3- 4				
1- 4	0- 0	0- 1	HOME	0- 0	0- 0	1- 3				
1- 2	0- 0	0- 1	AWAY	0- 0	0- 1	1- 0				
1- 1	0- 0	0- 0	NEUTRAL	0- 0	0- 0	1- 1				
0- 0	0- 0	0- 0	CONFERENCE	0- 0	0- 0	0- 0				
0- 0	0- 0	0- 0	HOME	0- 0	0- 0	0- 0				
0- 0	0- 0	0- 0	AWAY	0- 0	0- 0	0- 0				
0- 0	0- 0	0- 0	NEUTRAL	0- 0	0- 0	0- 0				

RPI S	Opponent	Score	RPI S	Opponent	Score	RPI S	Opponent	Score	RPI S	Opponent	Score	Team's RPI: 251
			32 H	North Carolina	59 72				123 A	Milwaukee	63 80	
			36 A	Charlotte	48 63				151 H	Dayton	64 83	
									158 N	Ole Miss	44 69	
									174 H	Idaho St.	35 42	
									192 N	Tennessee St.	80 70	
									254 A	Illinois St.	64 46	
									255 H	Saint Francis (PA)	100 103	
									269 H	Butler	60 55	
LAST 12 Division I GAMES:												
			158 N	Ole Miss	44 69				174 H	Idaho St.	35 42	
			123 A	Milwaukee	63 80				254 A	Illinois St.	64 46	
			269 H	Butler	60 55				32 H	North Carolina	59 72	
			151 H	Dayton	64 83				192 N	Tennessee St.	80 70	
			255 H	Saint Francis (PA)	100 103							
			36 A	Charlotte	48 63							

Non-Div I Games:

Wisconsin

Average RPI Win:	275	WON-LOST	WINNING	LAST 10	STRENGTH OF	OPP. STRENGTH	TEAM	ADJ.	CONF.	ADJ CONF.
Average RPI Loss:	90	RECORD	PCT. RANK	GAMES	SCHEDULE	OF SCHEDULE	RPI	RPI	RPI	RPI
DIV. I ONLY	4- 3	133	4- 3	275	230	204	204	22	22	
DIV. I NON-CONF.	4- 3	135	4- 3	276	230	207	207	22	22	
TOTALS	RPI 1-25	RPI 26-50	W-L RECORDS	RPI 51-100	RPI 101-150	RPI 150+				
4- 3	0- 0	0- 2	OVERALL	0- 0	0- 0	4- 1				
3- 0	0- 0	0- 0	HOME	0- 0	0- 0	3- 0				
1- 2	0- 0	0- 1	AWAY	0- 0	0- 0	1- 1				
0- 1	0- 0	0- 1	NEUTRAL	0- 0	0- 0	0- 0				
4- 3	0- 0	0- 2	NON-CONFERENCE	0- 0	0- 0	4- 1				
3- 0	0- 0	0- 0	HOME	0- 0	0- 0	3- 0				
1- 2	0- 0	0- 1	AWAY	0- 0	0- 0	1- 1				
0- 1	0- 0	0- 1	NEUTRAL	0- 0	0- 0	0- 0				
0- 0	0- 0	0- 0	CONFERENCE	0- 0	0- 0	0- 0				
0- 0	0- 0	0- 0	HOME	0- 0	0- 0	0- 0				
0- 0	0- 0	0- 0	AWAY	0- 0	0- 0	0- 0				
0- 0	0- 0	0- 0	NEUTRAL	0- 0	0- 0	0- 0				

RPI 1-25			RPI 26-50			RPI 51-100			RPI 101+			Team's RPI: 204
RPI	S	Opponent	Score	RPI	S	Opponent	Score	RPI	S	Opponent	Score	
				31	N	Florida	51 74	191	A	Omaha	64 89	
				49	A	North Carolina St.	40 80	238	H	Gardner-Webb	75 66	
								249	H	Coastal Caro.	67 62	
								268	H	South Carolina St.	66 65	
								346	A	N.C. Central	64 54	
LAST 12 Division I GAMES:												
				49	A	North Carolina St.	40 80	249	H	Coastal Caro.	67 62	
								346	A	N.C. Central	64 54	
								31	N	Florida	51 74	
								191	A	Omaha	64 89	
								238	H	Gardner-Webb	75 66	
								268	H	South Carolina St.	66 65	

Non-Div I Games: Erskine 116 74

Wofford

Average RPI Win:	314	WON-LOST	WINNING	LAST 10	STRENGTH OF	OPP. STRENGTH	TEAM	ADJ.	CONF.	ADJ CONF.
Average RPI Loss:	105	RECORD	PCT. RANK	GAMES	SCHEDULE	OF SCHEDULE	RPI	RPI	RPI	RPI
DIV. I ONLY	3- 3	155	3- 3	215	248	173	173	18	18	
DIV. I NON-CONF.	3- 3	154	3- 3	215	248	173	173	18	18	
TOTALS	RPI 1-25	RPI 26-50	W-L RECORDS	RPI 51-100	RPI 101-150	RPI 150+				
3- 3	0- 1	0- 0	OVERALL	0- 1	0- 0	3- 1				
0- 1	0- 0	0- 0	HOME	0- 0	0- 0	0- 1				
3- 0	0- 0	0- 0	AWAY	0- 0	0- 0	3- 0				
0- 2	0- 1	0- 0	NEUTRAL	0- 1	0- 0	0- 0				
3- 3	0- 1	0- 0	NON-CONFERENCE	0- 1	0- 0	3- 1				
0- 1	0- 0	0- 0	HOME	0- 0	0- 0	0- 1				
3- 0	0- 0	0- 0	AWAY	0- 0	0- 0	3- 0				
0- 2	0- 1	0- 0	NEUTRAL	0- 1	0- 0	0- 0				
0- 0	0- 0	0- 0	CONFERENCE	0- 0	0- 0	0- 0				
0- 0	0- 0	0- 0	HOME	0- 0	0- 0	0- 0				
0- 0	0- 0	0- 0	AWAY	0- 0	0- 0	0- 0				
0- 0	0- 0	0- 0	NEUTRAL	0- 0	0- 0	0- 0				

RPI 1-25				RPI 26-50				RPI 51-100				RPI 101+ Team's RPI: 173			
RPI	S	Opponent	Score	RPI	S	Opponent	Score	RPI	S	Opponent	Score	RPI	S	Opponent	Score
4	N	Georgetown	60 67					77	N	Clemson	51 75	233	H	Kent St.	69 79
												294	A	Chicago St.	71 65
												319	A	Eastern Ill.	71 61
												328	A	Tennessee Tech	65 54
LAST 12 Division I GAMES:															
				233	H	Kent St.	69 79					328	A	Tennessee Tech	65 54
				77	N	Clemson	51 75								
				4	N	Georgetown	60 67								
				294	A	Chicago St.	71 65								
				319	A	Eastern Ill.	71 61								

Non-Div I Games: Grace (IN) 87 56

Wright St.

Average RPI Win:	211	WON-LOST	WINNING	LAST 10	STRENGTH OF	OPP. STRENGTH	TEAM	ADJ.	CONF.	ADJ CONF.
Average RPI Loss:	31	RECORD	PCT. RANK	GAMES	SCHEDULE	OF SCHEDULE	RPI	RPI	RPI	RPI
DIV. I ONLY	4- 2	97	4- 2	148	132	93	93	9	9	
DIV. I NON-CONF.	4- 2	94	4- 2	148	134	91	91	9	9	
TOTALS	RPI 1-25	RPI 26-50	W-L RECORDS	RPI 51-100	RPI 101-150	RPI 150+				
4- 2	0- 1	1- 1	OVERALL	0- 0	1- 0	2- 0				
4- 0	0- 0	1- 0	HOME	0- 0	1- 0	2- 0				
0- 2	0- 1	0- 1	AWAY	0- 0	0- 0	0- 0				
0- 0	0- 0	0- 0	NEUTRAL	0- 0	0- 0	0- 0				
4- 2	0- 1	1- 1	NON-CONFERENCE	0- 0	1- 0	2- 0				
4- 0	0- 0	1- 0	HOME	0- 0	1- 0	2- 0				
0- 2	0- 1	0- 1	AWAY	0- 0	0- 0	0- 0				
0- 0	0- 0	0- 0	NEUTRAL	0- 0	0- 0	0- 0				
0- 0	0- 0	0- 0	CONFERENCE	0- 0	0- 0	0- 0				
0- 0	0- 0	0- 0	HOME	0- 0	0- 0	0- 0				
0- 0	0- 0	0- 0	AWAY	0- 0	0- 0	0- 0				
0- 0	0- 0	0- 0	NEUTRAL	0- 0	0- 0	0- 0				

RPI 1-25			RPI 26-50			RPI 51-100			Team's RPI: 93	RPI 101+		
RPI S	Opponent	Score	RPI S	Opponent	Score	RPI S	Opponent	Score		RPI S	Opponent	Score
21 A	Michigan St.	51 63	41 A	Drake	50 63					144 H	Southern Utah	68 48
			48 H	South Dakota	69 62					311 H	Denver	59 49
										340 H	Cal St. Fullerton	61 26
LAST 12 Division I GAMES:												
21 A	Michigan St.	51 63	48 H	South Dakota	69 62							
			144 H	Southern Utah	68 48							
			41 A	Drake	50 63							
			340 H	Cal St. Fullerton	61 26							
			311 H	Denver	59 49							

Non-Div I Games: Adams St. 79 40 Chadron St. 74 50

Average RPI Win:	189	WON-LOST	WINNING	LAST 10	STRENGTH OF	OPP. STRENGTH	TEAM	ADJ.	CONF.	ADJ CONF.
Average RPI Loss:	0	RECORD	PCT. RANK	GAMES	SCHEDULE	OF SCHEDULE	RPI	RPI	RPI	RPI
DIV. I ONLY	6- 0	1	6- 0	301	27	73	73	5	5	
DIV. I NON-CONF.	6- 0	1	6- 0	301	27	73	73	5	5	
TOTALS	RPI 1-25	RPI 26-50	W-L RECORDS	RPI 51-100	RPI 101-150	RPI 150+				
6- 0	1- 0	0- 0	OVERALL	0- 0	1- 0	4- 0				
6- 0	1- 0	0- 0	HOME	0- 0	1- 0	4- 0				
0- 0	0- 0	0- 0	AWAY	0- 0	0- 0	0- 0				
0- 0	0- 0	0- 0	NEUTRAL	0- 0	0- 0	0- 0				
6- 0	1- 0	0- 0	NON-CONFERENCE	0- 0	1- 0	4- 0				
6- 0	1- 0	0- 0	HOME	0- 0	1- 0	4- 0				
0- 0	0- 0	0- 0	AWAY	0- 0	0- 0	0- 0				
0- 0	0- 0	0- 0	NEUTRAL	0- 0	0- 0	0- 0				
0- 0	0- 0	0- 0	CONFERENCE	0- 0	0- 0	0- 0				
0- 0	0- 0	0- 0	HOME	0- 0	0- 0	0- 0				
0- 0	0- 0	0- 0	AWAY	0- 0	0- 0	0- 0				
0- 0	0- 0	0- 0	NEUTRAL	0- 0	0- 0	0- 0				

RPI 1-25				RPI 26-50				RPI 51-100				Team's RPI: 73	RPI 101+			
RPI	S	Opponent	Score	RPI	S	Opponent	Score	RPI	S	Opponent	Score		RPI	S	Opponent	Score
24	H	Michigan	61 58										138	H	North Florida	83 46
													192	H	Tennessee St.	63 54
													237	H	Delaware St.	86 53
													258	H	Southeast Mo. St.	54 48
													286	H	Ark.-Pine Bluff	62 41
LAST 12 Division I GAMES:																
24	H	Michigan	61 58	192	H	Tennessee St.	63 54									
237	H	Delaware St.	86 53													
286	H	Ark.-Pine Bluff	62 41													
138	H	North Florida	83 46													
258	H	Southeast Mo. St.	54 48													

Non-Div I Games:

Xavier

Average RPI Win:	263	WON-LOST	WINNING	LAST 10	STRENGTH OF	OPP. STRENGTH	TEAM	ADJ.	CONF.	ADJ CONF.
Average RPI Loss:	192	RECORD	PCT. RANK	GAMES	SCHEDULE	OF SCHEDULE	RPI	RPI	RPI	RPI
DIV. I ONLY	7- 3	90	7- 3	311	215	179	179	17	17	
DIV. I NON-CONF.	7- 3	88	7- 3	310	215	179	179	17	17	
TOTALS	RPI 1-25	RPI 26-50	W-L RECORDS	RPI 51-100	RPI 101-150	RPI 150+				
7- 3	0- 0	0- 0	OVERALL	0- 0	1- 0	6- 3				
3- 1	0- 0	0- 0	HOME	0- 0	1- 0	2- 1				
4- 2	0- 0	0- 0	AWAY	0- 0	0- 0	4- 2				
0- 0	0- 0	0- 0	NEUTRAL	0- 0	0- 0	0- 0				
7- 3	0- 0	0- 0	NON-CONFERENCE	0- 0	1- 0	6- 3				
3- 1	0- 0	0- 0	HOME	0- 0	1- 0	2- 1				
4- 2	0- 0	0- 0	AWAY	0- 0	0- 0	4- 2				
0- 0	0- 0	0- 0	NEUTRAL	0- 0	0- 0	0- 0				
0- 0	0- 0	0- 0	CONFERENCE	0- 0	0- 0	0- 0				
0- 0	0- 0	0- 0	HOME	0- 0	0- 0	0- 0				
0- 0	0- 0	0- 0	AWAY	0- 0	0- 0	0- 0				
0- 0	0- 0	0- 0	NEUTRAL	0- 0	0- 0	0- 0				

RPI 1-25			RPI 26-50			RPI 51-100			RPI 101+			Team's RPI: 179
RPI	S	Opponent	Score	RPI	S	Opponent	Score	RPI	S	Opponent	Score	
								136	H	Albany (NY)	64	53
								156	A	Army West Point	55	59
								205	H	Boston College	64	71
								215	A	Manhattan	57	63
								219	H	Binghamton	57	48
								254	A	Illinois St.	59	45
								274	A	LIU Brooklyn	75	44
								303	H	Vermont	77	48
								320	A	Holy Cross	71	70
								336	A	Wagner	66	52
LAST 12 Division I GAMES:												
254	A	Illinois St.	59	45	205	H	Boston College	64	71			
303	H	Vermont	77	48	136	H	Albany (NY)	64	53			
156	A	Army West Point	55	59	274	A	LIU Brooklyn	75	44			
215	A	Manhattan	57	63	336	A	Wagner	66	52			
219	H	Binghamton	57	48	320	A	Holy Cross	71	70			

Non-Div I Games:

Yale

Average RPI Win:	269	WON-LOST	WINNING	LAST 10	STRENGTH OF	OPP. STRENGTH	TEAM	ADJ.	CONF.	ADJ CONF.
Average RPI Loss:	223	RECORD	PCT. RANK	GAMES	SCHEDULE	OF SCHEDULE	RPI	RPI	RPI	RPI
DIV. I ONLY	2- 5	242	2- 5	288	262	318	318	18	18	
DIV. I NON-CONF.	2- 5	243	2- 5	289	262	317	317	18	18	
TOTALS	RPI 1-25	RPI 26-50	W-L RECORDS	RPI 51-100	RPI 101-150	RPI 150+				
2- 5	0- 0	0- 0	OVERALL	0- 0	0- 0	2- 5				
1- 2	0- 0	0- 0	HOME	0- 0	0- 0	1- 2				
0- 3	0- 0	0- 0	AWAY	0- 0	0- 0	0- 3				
1- 0	0- 0	0- 0	NEUTRAL	0- 0	0- 0	1- 0				
2- 5	0- 0	0- 0	NON-CONFERENCE	0- 0	0- 0	2- 5				
1- 2	0- 0	0- 0	HOME	0- 0	0- 0	1- 2				
0- 3	0- 0	0- 0	AWAY	0- 0	0- 0	0- 3				
1- 0	0- 0	0- 0	NEUTRAL	0- 0	0- 0	1- 0				
0- 0	0- 0	0- 0	CONFERENCE	0- 0	0- 0	0- 0				
0- 0	0- 0	0- 0	HOME	0- 0	0- 0	0- 0				
0- 0	0- 0	0- 0	AWAY	0- 0	0- 0	0- 0				
0- 0	0- 0	0- 0	NEUTRAL	0- 0	0- 0	0- 0				

RPI 1-25			RPI 26-50			RPI 51-100			RPI 101+			Team's RPI: 318
RPI	S	Opponent	Score	RPI	S	Opponent	Score	RPI	S	Opponent	Score	
								171	A	Pittsburgh	50	63
								180	H	Akron	74	76
								224	A	Hawaii	50	72
								226	H	American	64	77
								255	H	Saint Francis (PA)	69	68
								282	N	Sacramento St.	102	94
								312	A	Northern Ariz.	49	70
LAST 12 Division I GAMES:												
				180	H	Akron	74	76	255	H	Saint Francis (PA)	69 68
								312	A	Northern Ariz.	49	70
								282	N	Sacramento St.	102	94
								224	A	Hawaii	50	72
								171	A	Pittsburgh	50	63
								226	H	American	64	77

Non-Div I Games: Tiffin 84 62

Youngstown St.

■ Loss,
 ■ Non-Conf,
 S Site,
 ■ Home
 ■ Away
 N Neutral